



MONTHLY BULLETIN OF STATISTICS

May - Jun

2
0
1
4

Government of Pakistan
Statistics Division
Pakistan Bureau of Statistics



www.pbs.gov.pk



MONTHLY BULLETIN OF STATISTICS

May - Jun

2
0
1
4

Government of Pakistan
Statistics Division
Pakistan Bureau of Statistics

Price Rs. 1200.00

P R E F A C E

The Bulletin of Statistics, Monthly Publication of the Pakistan Bureau of Statistics provide important statistics in respect of social, economic and financial sectors of the economy at aggregate as well as sectoral levels. The Bulletin contains data relating to Population, National Accounts, Agriculture, Manufacturing, Prices, Balance of Payments, Public Finance, Education, Energy & Mining, Foreign Economic Assistance, Foreign Trade, Health, Insurance, Labour, Transport & Communication, Social & Culture ect. It also provides different types of indices on agriculture, manufacturing, prices, trade and labour productivity. Charts and graphs have also been provided to selected tables to make the data readily intelligible.

2. The Bulletin contains data on monthly and in some instances on annual basis. The annual data series are on fiscal year basis i.e. from July to June unless otherwise specified. Monthly data series of trade and industry are published with a time lag of 45 days required for data collection, compilation, cleaning, processing, tabulating and printing. Figures may not add up to the totals owing to rounding. Statistics that are compiled in the Pakistan Bureau of Statistics are presented without citation whereas those compiled by other agencies carry a source note below the tables.

3. Efforts have been made to produce this Bulletin as a comprehensive, informative and useful document for decision makers, researchers, planners, economists and other groups of beneficiaries. It is hoped that the users will find this Bulletin useful.

4. Suggestions for further improvement will be highly appreciated and welcomed.

ASIF BAJWA
Chief Statistician

Shahid Rashid

Secretary

Government of Pakistan
Ministry of Finance, Economic Affairs, Revenue,
Statistics & Privatization,
Statistics Division

Statistics House
21-Mauve Area,
G-9/1, Islamabad.

Tel : 051-9106500
Fax: 051-9106502
E-mail: secretary@pbs.gov.pk
Website: www.pbs.gov.pk

Asif Bajwa

Chief Statistician
Government of Pakistan
Pakistan Bureau of Statistics

Statistics House
21-Mauve Area,
G-9/1, Islamabad.

Tel : 051-9106514 - 051-9106515
Fax: 051-9106561
E-mail: pbs@pbs.gov.pk

PAKISTAN BUREAU OF STATISTICS
STATISTICS HOUSE, 21-MAUVE AREA
G-9/1 - ISLAMABAD
E-mail: pbs@pbs.gov.pk
Website: www.pbs.gov.pk

		<u>Office</u>	<u>Residence</u>
Mr. Munir Ahmed Aslam	Deputy Director General	051-9106555 Fax:051-9106556	051-4447403 051-2275892
Dr. Bahrawar Jan	Deputy Director General	051-9106550 051-2304728	051-2255105
Mr. Ayazuddin	Deputy Director General	051-9106552	051-9242232
Mr. Ismail Khan	Deputy Director General	051-9106558	051-9101009
Mr. Mumtaz-ud-Din	Director	051-9106570	051-2822630
Mr. Ghulam Muhammad	Director	051-9106554	--
Mr. Muhammad Akram Assi	Director	051-9106573	051-2101198
Mr. Shuakat Ali Khan	Director	051-9106557	--
Mr. Fazil Mehmood Baig	Director	051-9106575	0333-5159850
Mrs. Rabia Awan	Director	051-9106581	051-4444696
Mr. Atiq-ur-Rehman	Director	051-9106546	0346-9579700
Mr. Munwar Ali Ghanghro	Director	051-9106554	0333-7145366

TRAINING WING

Mr. Innocent Dilbar Feroz	Director	051-9205390 Fax:051-9205390	--
---------------------------	----------	--------------------------------	----

PAKISTAN BUREAU OF STATISTICS
1-B, SINDHI MUSLIM COOPERATIVE HOUSING SOCIETY
KARACHI – 74400

E-mail: khifbs@khi.comsats.net.pk

Mr. Iqbal Ahmed Bablani	Provincial Census Commissioner	Ph: 021-34523819 021-34526500 Fax:021-34523004	021-99250900
Mr. Farooq Ahmed	Joint Census Commissioner	Ph:021-34559615 Fax:021-34545031	--
Mr. Muhammad Ali Shaikh	Director	021-34384281	021-35486845
Mrs. Farhat Moosa	Director	021-34554436	021-34984687
Syed Muhammad Shafay	Director	021-34550257	--
Ms. Rana Sami	Director	-- 0333-2826376	021-36672794

PAKISTAN BUREAU OF STATISTICS
USAID BUILDING GURU MANGAT ROAD
GULBERG-III, LAHORE

E-mail: lhrfbs@lhr.comsats.net.pk

Mr. Rana Iqbal	Director	042-99263267 Fax:042-99263267	--
----------------	----------	----------------------------------	----

(Regional Office) LAHORE

Mr. Javed Iqbal	Chief Statistical Officer	042-99263266 Fax:042-99263266	-- --
-----------------	---------------------------	----------------------------------	----------

(Regional Office) KARACHI

Mr. Khalid Rauf Shaikh	Chief Statistical Officer	021-34557933 Fax:021-34557933	0308-2768316
------------------------	---------------------------	----------------------------------	--------------

(Regional Office) PESHAWAR

Mr. Sher Rahman	Chief Statistical Officer	091-9213097 Fax:091-9213098	0333-9365032
-----------------	---------------------------	--------------------------------	--------------

(Regional Office) QUETTA

Mr. Anwar Ahmed	Statistical Officer (Incharge)	081-9239804 Fax:081-9239804	0300-2528713
-----------------	--------------------------------	--------------------------------	--------------

(Presentation, Reproduction & Printing) KARACHI

Mr. Shakeel Qadeer	Chief System Analyst (Incharge R.P. Unit)	021-34388435	021-35836029
Mr. Muhammad Amin Ansari	Statistical Officer (Incharge P.P. Section)	021-34384296	0346-2155317

CONTENTS

**	KEY INDICATORS	III
1.	BALANCE OF PAYMENT	
1.1	Country wise Workers Remittances	01
1.2	Month wise Workers Remittances	02
1.3	Exchange Rates Pak. Rupees in Terms of one Unit of Foreign Currency	03
2.	CLIMATE	
2.1	Temperature at Selected Stations	05
2.2	Rainfall at Selected Stations	07
3.	ENERGY & MINING	
3.1	Production of Crude Oil	09
3.2	Production of Natural Gas	12
3.3	Production of Crude Oil, Natural Gas and Electricity	15
3.4	Mineral Production	16
4.	HEALTH	
4.1(a)	Monthly Immunization Coverage Number of Doses Administered (0-11 month) Children	19
4.1(b)	Monthly Immunization Coverage Number of Doses Administered (12-23 months) Children	20
4.1(c)	Monthly Immunization Coverage Number of T.T Doses Administered to Women	22
4.2	Monthly Report of HIV Treatment Centre	23
4.3(a)	Registered Veterinary Medical Practitioner with PVMC	23
4.3(b)	Registered Animal Husbandry Graduate with PVMC	23
4.4	Tuberculosis Report (FTI)	24
5.	MANUFACTURING	
5.1	Quantum Index Numbers of Large-scale Manufacturing Industries	25
5.2	Production of Manufacturing Items	27
6.	MONEY & CREDIT	
6.1	Reserve Money	41
7.	PRICE	
7.1	Price Indices (General) with Percentage Change	43
7.2	Combined Sensitive Price Indicator (SPI) by Quantile	44
7.3	Combined Consumer Price Index Numbers by Commodity Groups	45
7.4	Consumer Price Index Numbers by Major Groups and Selected Commodities	46
7.5	Combined Consumer Price Index Numbers by Quantile and Major Commodity Groups	50
7.6	Combined Consumer Price Index Numbers by Quantile, Major Commodity Group for Selected Cities	52
7.7	Combined Consumer Price Index Numbers by Income Group/City and Commodity Group for all Centres Covered in CPI	58
7.8	Index Numbers of Wholesale Prices by Commodity Groups	60
7.9	Index Numbers of Wholesale Prices by Commodities	61
7.10	Intercity Wholesale Prices of Selected Commodities	71
7.11	Intercity Consumer Prices	163

8.	PUBLIC FINANCE	
8.1	Customs Revenue Receipts	253
9.	SOCIAL	
9.1	Data on Traffic Accidents	257
9.2	Data on Telecommunication	260
9.3	Visitors at Archaeological Museums in Pakistan	261
9.4	Visitors at Heritage Sites in Pakistan	262
10.	TRADE	
10.1	Value of Foreign Trade	263
10.2	Exports by Commodity/Group	264
10.3	Imports by Commodity/Group	266
10.4	Exports of Selected Commodities in Dollars	267
10.5	Exports of Selected Commodities in Rupees	271
10.6	Imports of Selected Commodities in Dollars	275
10.7	Imports of Selected Commodities in Rupees	279
10.8	Exports by Economic Categories (Summary)	283
10.9	Exports by Economic Categories (Details)	284
10.10	Imports by Economic Categories (Summary)	286
10.11	Imports by Economic Categories (Details)	287
10.12	Exports by Areas and Countries/Territories	446
10.13	Re-exports by Areas and Countries/Territories	456
10.14	Imports by Areas and Countries/Territories	460
10.15	Re-imports by Areas and Countries/Territories	470
10.16	Annual and Quarterly Terms of Trade and Unit Value Indices of Exports and Imports (1990-91=100)	472
10.17	Index Numbers of Unit Value of Exports by Groups (1990-91=100)	473
10.18	Index numbers of unit value of imports by groups (1990-91=100)	474
10.19	Index Numbers of Quantum of Exports by Groups (1990-91=100)	475
10.20	Index Numbers of Quantum of Imports by Groups (1990-91=100)	476
10.21	Trade in Services (Summary)	477
10.22	Export of Services by Sector (Detail) Monthly	479
10.23	Export of Services by Sector (Detail) Cumulative	483
10.24	Import of Services by Sector (Detail) Monthly	487
10.25	Import of Services by Sector (Detail) Cumulative	491

Regional and Field Offices of Pakistan Bureau of Statistics

Symbols, Abbreviations and Conversions

Selected Publications of Pakistan Bureau of Statistics

Sale Centres where PBS Publications are available

KEY INDICATORS

YEARLY

ECONOMIC INDICATORS

(2011- 2012)

1	Imports Duty	Rs.213285.30 million
2	Exports Duty	Rs.471.07 million
3	Inflation	11.00%

(2012- 2013)

1 *	Foreign Exchange Reserves	\$ 10856 million
2	Overall Balance of Payment Surplus/Deficit	\$ -4658 million

(2013- 2014)

1	Balance of Trade	(-) \$ 14.963 billion
2	Value of Exports	\$ 25.110 billion
3	Value of Imports	\$ 45.073 billion
4	Total Workers Remittances	Rs.15832.25 million
5	Reserve Money	Rs.2861256 million
6	Currency in Circulation	Rs.2177873 million
7	Consumer Price Index (CPI with Base 2007-2008)	189.58%
8	Agricultural Sector Growth	2.12%
9	Industrial Sector Growth	5.84%
10	Services Sector Growth	4.29%
11	GDP Growth Rate at Basic Prices (Economic Growth Rate)	4.14%
12	GNI Growth Rate(constnt prices)	5.78%
13	Per Capita Income	\$ 1387
14	Large Scale Manufacturing Sector (LSMI) Growth	3.92%
15	Quantum Index Number (LSMI with Base 2005-2006)	121.60

SOCIAL INDICATORS

1	Population (Estimated as on 01-07-2013)	180.71 million
	Male	93.43 million
	Female	87.28 million
2	Natural Growth Rate (PDS- 2007)	1.88%
3 **	Population Growth Rate - Estimated 2012-13(1st July)	2.00%
4	Dependency Ratio - 2007	81.5
5	Mean Size of Household - 2007	6.6

* From 2006-07, this excludes CRR, and unsettled claims on Indian and includes sinking funds & Cash Foreign Currencies holding.

** Economic Survey

IV

MONTHLY
ECONOMIC INDICATORS

April, 2014

1	Value of Exports	\$ 1906.904 million
2	Value of Imports	\$ 4052.654 million
3	Balance of Trade	(-)\$ 2145.750 million

May, 2014

1	Imports Duty	Rs.20353.80 million
2	Consumer Price Index (CPI with Base 2007-08)	193.55
3	Wholesale Price Index (WPI with Base 2007-08)	211.71
4	Sensitive Price Indicator (SPI with Base 2007-08)	200.84
5	Growth Rate	
	A. CPI	0.26%
	B. WPI	-0.08%
	C. SPI	-1.51%

June, 2014

1	Reserve Money	Rs.2861256 million
2	Currency in Circulation	Rs.2177873 million
3	Exchange Rate of Pak Rupees in terms of one unit US Dollar	1 \$ =Rs.98.4679
4	Total Workers Remittances (Including Hajj & War compensation)	\$ 1499.28 million
5	Growth in Quantum Index Manufacturing (LSMI)	0.23%
6	Quantum Index of Manufacturing (LSMI with Base 2005-2006)	115.12

Source: i) Pakistan Bureau of Statistics.
ii) State Bank of Pakistan.
iii) Economic Survey of Pakistan.

1. BALANCE OF PAYMENT

1.1 Country Wise Workers Remittances (Including Hajj and War Compensation)

Item	Jun, 2013	Jul, 2013	Aug, 2013	Sep, 2013	Oct, 2013	Nov, 2013	Dec, 2013	Jan, 2014	Feb, 2014	Mar, 2014	(Provisional) (Million US Dollars)		
											Apr, 2014	May, 2014	Jun, 2014
I. Cash	1166.19	1404.39	1232.88	1283.41	1347.67	1129.70	1384.71	1245.97	1209.54	1337.25	1311.83	1438.36	1499.28
1 USA	179.96	233.06	215.54	173.87	225.25	174.40	223.96	193.09	184.59	194.82	206.15	214.74	222.34
2 UK	171.94	221.93	197.81	190.09	197.08	155.13	177.09	169.67	156.23	166.46	166.07	181.04	200.82
3 Saudi Arabia	353.18	410.73	321.77	373.58	353.46	334.10	410.01	393.27	368.73	425.53	415.09	451.14	471.88
4 UAE	218.60	252.41	254.37	276.03	276.48	236.29	275.12	214.21	240.37	262.00	233.97	290.91	295.63
Dubai	104.33	112.92	128.40	149.25	143.37	121.02	139.92	95.14	117.39	132.08	107.00	148.90	153.31
Abu Dhabi	111.44	134.30	121.71	121.65	127.63	111.67	131.24	115.94	120.00	126.44	124.17	138.79	138.66
Sharjah	2.74	5.09	4.21	5.03	5.24	3.50	3.87	3.01	2.81	3.35	2.68	3.07	3.57
Other	0.09	0.10	0.05	0.10	0.24	0.10	0.09	0.12	0.17	0.13	0.12	0.15	0.09
5 Other GCC Countries	138.18	161.44	134.15	151.24	157.32	128.18	165.05	151.09	144.92	164.03	169.67	164.01	168.62
Bahrain	23.00	30.86	23.72	25.43	26.18	20.78	24.86	25.18	23.22	30.33	35.60	28.79	23.83
Kawait	54.16	57.04	54.39	56.76	57.99	47.89	61.72	54.54	52.40	58.95	56.57	58.02	65.12
Qatar	26.14	32.26	23.31	29.75	27.93	23.40	29.80	25.73	25.96	27.76	28.50	26.80	27.84
Oman	34.88	41.28	32.73	39.30	45.22	36.11	48.67	45.64	43.34	46.99	49.00	50.40	51.83
6 EU Countries	31.03	38.59	36.38	33.85	40.11	29.84	37.43	34.65	32.79	34.93	36.37	39.06	37.42
Germany	6.12	7.03	7.45	6.03	7.71	5.99	8.28	7.28	6.20	7.40	7.03	8.55	6.45
France	3.13	3.42	3.27	2.90	3.59	2.45	2.71	2.49	2.67	2.68	2.83	2.74	2.62
Netherland	0.37	0.43	0.34	6.83	0.40	0.34	0.27	0.39	0.28	0.40	0.42	0.33	0.31
Spain	5.33	7.71	7.50	0.29	7.51	5.51	7.09	6.58	5.80	5.60	5.74	6.60	7.36
Italy	3.21	3.80	3.79	1.65	3.25	2.06	2.85	2.22	2.48	2.57	2.66	2.83	3.08
Greece	1.13	1.36	1.27	1.29	1.56	0.98	1.08	1.03	1.04	1.17	1.27	1.37	1.46
Sweden	1.19	1.55	1.34	1.22	1.58	0.89	1.39	1.40	0.95	1.17	1.14	1.12	1.10
Denmark	2.22	2.72	2.23	2.26	2.24	1.80	1.89	1.76	1.66	1.62	1.89	1.79	1.81
Ireland	8.02	10.30	8.93	11.11	11.89	9.61	11.64	11.24	11.46	12.05	13.09	13.34	12.86
Belgium	0.31	0.27	0.26	0.27	0.38	0.23	0.23	0.26	0.25	0.27	0.30	0.39	0.37
7 Norway	2.98	2.80	2.41	2.98	3.02	2.07	2.50	2.54	2.25	2.22	2.07	2.49	3.12
8 Switzerland	2.59	3.18	2.53	2.83	2.68	2.11	2.62	2.17	2.41	1.98	2.29	2.59	1.92
9 Australia	9.88	14.15	10.53	14.09	17.22	11.64	12.54	11.77	12.39	11.47	14.18	14.66	14.84
10 Canada	12.57	19.21	14.05	14.37	16.05	12.00	12.15	12.49	11.37	10.91	11.72	12.53	12.64
11 Japan	0.34	0.52	0.26	0.40	0.44	0.36	0.53	0.79	0.61	0.75	0.65	0.74	1.02
12 Other Countries	44.94	46.37	43.08	50.08	58.56	43.58	65.71	60.23	52.88	62.15	53.60	64.45	69.03
II. Foreign Exchange Bearer Certificates(FEBCs) and Foreign Currency Bearer Certificate(FCBCs)	0.00	0.00	0.00	0.00	0.00	0.00	0.00	0.00	0.00	0.00	0.00	0.00	0.00
TOTAL (I + II)	1166.19	1404.39	1232.88	1283.41	1347.67	1129.70	1384.71	1245.97	1209.54	1337.25	1311.83	1438.36	1499.28

Note: Item has been revised / extended by the State Bank of Pakistan.

Source: State Bank of Pakistan.

1.2 Month Wise Workers Remittances

(Million US \$)

Monthly Cash Inflow (Including Foreign Exchange Bearer Certificates & Foreign Currency Bearer Certificates)	2012-2013	2011-2012	% Change	
			2012-13	2011-12
July,2012	1204.71	1096.31	9.89	38.57
August, 2012	1258.98	1310.47	-3.93	40.45
September, 2012	1135.42	890.42	27.52	-3.43
October, 2012	1365.10	1017.87	34.11	19.03
November, 2012	1017.83	924.92	10.05	-0.21
December, 2012	1134.66	1085.35	4.54	25.75
January, 2013	1089.64	1110.64	-1.89	34.37
February, 2013	1026.33	1156.81	-11.28	36.86
March, 2013	1119.15	1143.18	-2.10	8.57
April, 2013	1215.90	1141.02	6.56	10.73
May, 2013	1185.65	1192.11	-0.54	13.56
June, 2013	1166.19	1117.48	4.36	1.17
Monthly average for period July 2012-June2013	1159.96	1098.88	5.56	2.17

Monthly Cash Inflow (Including Foreign Exchange Bearer Certificates & Foreign Currency Bearer Certificates)	2013-2014	2012-2013	% Change	
			2013-14	2012-13
July, 2013	1404.39	1204.71	16.57	9.89
August, 2013	1240.14	1258.98	-1.50	-3.93
September, 2013	1283.41	1135.42	13.03	27.52
October, 2013	1347.67	1365.1	-1.28	34.11
November, 2013	1129.7	1017.83	10.99	10.05
December, 2013	1384.71	1134.7	22.03	4.55
January, 2014	1,245.97	1,089.64	14.35	-1.89
February, 2014	1,209.54	1,028.38	17.62	-11.10
March, 2014	1,337.25	1,119.15	19.49	-2.10
April, 2014	1311.83	1215.9	7.89	6.56
May,2014	1438.36	1185.65	21.31	-0.54
Jun,2014	1499.28	1166.19	28.56	4.36
Monthly average for period July 2013-June, 2014	1319.35	1160.14	13.72	5.57

Source: State Bank of Pakistan.

1.3 Exchange Rates Pak. Rupees in Terms of One Unit of Foreign Currency

S. No.	Country/ Organization	Currency	Jun. 2013	Jul. 2013	Aug. 2013	Sep. 2013	Oct. 2013	Nov. 2013
1	Australia	Dollar	92.9790	92.1307	92.9210	97.6648	100.9097	100.2731
2	Bahrain	Dinar	261.6293	266.7841	273.3532	279.5654	281.9690	285.4606
3	Canada	Dollar	95.6175	96.6075	98.9631	101.6134	102.4311	102.5316
4	China	Yuan	16.0734	16.3920	16.8266	17.2134	17.3915	17.6324
5	Denmark	Krone	17.4509	17.6448	18.3968	18.8494	19.4385	19.4547
6	E.M.U.	Euro	130.0301	131.4148	137.0284	140.4120	144.8968	145.0361
7	Hong Kong	Dollar	12.709	12.9641	13.2826	13.5827	13.6985	13.8688
8	I.M.F.	SDR	149.4045	151.2580	156.3878	160.644	163.6346	...
9	India	Rupee	1.6906	1.6826	1.6357	1.6558	1.7240	1.7177
10	Japan	Yen	1.0122	1.0078	1.0507	1.0605	1.0862	1.0750
11	Kuwait	Dinar	346.9050	352.5686	362.2896	370.6494	376.3454	380.1142
12	Malaysia	Ringgit	31.3295	31.4867	31.3943	32.3951	33.3907	33.5868
13	Newzeland	Dollar	77.8974	79.3245	81.418	85.5727	88.3773	88.8548
14	Norway	Krone	16.8271	16.6845	17.2691	17.6403	17.8483	17.7019
15	Oman	Riyal	256.1953	261.2460	267.6785	273.7584	276.1051	279.5254
16	Qatar	Riyal	27.0990	27.6376	28.316	28.9651	29.2071	29.5723
17	Singapore	Dollar	78.2238	79.2547	80.8194	83.3388	85.3342	86.1643
18	Sweden	Krona	14.9942	15.2056	15.7685	16.2049	16.5989	16.3547
19	Switzerland	Franc	105.591	106.3582	111.1739	113.8429	117.7568	117.7631
20	Saudi Arabia	Riyal	26.2971	26.7979	27.4538	28.0740	28.3231	28.6692
21	U.A.E.	Dirham	26.8493	27.3592	28.0255	28.6623	28.9166	29.2714
22	U.K.	Sterling (Pound)	152.6413	152.5416	159.295	166.7399	171.0463	173.0049
23	U.S.A.	Dollar	98.5796	100.4754	102.933	105.2488	106.1966	107.5054

Contd.

1.3 Exchange Rates Pak. Rupees in Terms of One Unit of Foreign Currency

S. No.	Country/ Organization	Currency	Dec. 2013	Jan. 2014	Feb 2014	March 2014	April 2014	May 2014	Jun 2014
1	Australia	Dollar	96.0729	93.2613	94.2009	90.6857	90.7979	91.7598	92.1739
2	Bahrain	Dinar	283.8701	279.7241	278.7992	265.1355	258.9241	261.7292	261.29
3	Canada	Dollar	100.5681	26.4223	95.0596	90.0225	88.6796	90.5474	90.8801
4	China	Yuan	17.612	17.4108	17.2685	16.1882	15.6531	15.7929	15.7856
5	Denmark	Krone	19.6377	19.2378	19.2317	18.5207	18.0304	18.1428	17.9406
6	E.M.U.	Euro	146.4302	143.4783	143.4432	138.1241	134.5193	145.3693	133.7878
7	Hong Kong	Dollar	13.8002	13.5863	13.5414	12.8843	12.5762	12.7174	12.6985
8	I.M.F.	SDR	...	162.0227	...	154.9027
9	India	Rupee	1.731	1.6999	1.6901	1.6407	1.6179
10	Japan	Yen	1.0336	1.0130	1.0286	0.9772	0.9507	0.9682	0.9645
11	Kuwait	Dinar	378.7035	373.1346	372.4646	355.1901	346.7845	350.5609	349.5088
12	Malaysia	Ringgit	32.9218	31.8574	31.7290	30.4454	29.9075	30.5113	30.5613
13	Newzeland	Dollar	87.9384	87.1359	87.0799	85.1932	83.98	84.8648	84.8537
14	Norway	Krone	17.4305	17.1153	17.1654	16.6606	16.3013	16.5906	16.308
15	Oman	Riyal	277.9719	273.9097	273.0035	259.6259	253.5559	256.305	255.8793
16	Qatar	Riyal	29.4071	28.9746	28.8794	27.4690	26.8231	27.108	27.0735
17	Singapore	Dollar	84.9709	82.7815	82.9418	78.8879	77.6694	78.7566	78.6521
18	Sweden	Krona	16.3485	16.2610	16.1716	15.6037	14.9075	15.0044	14.726
19	Switzerland	Franc	119.579	116.5401	117.4797	113.5311	110.3955	110.9855	109.8656
20	Saudi Arabia	Riyal	28.5333	28.1060	28.0151	26.6656	26.0031	26.2872	26.2470
21	U.A.E.	Dirham	29.1336	28.6979	28.6036	27.2225	26.5481	26.842	26.8017
22	U.K.	Sterling (Pound)	175.0838	173.5253	173.9179	166.1010	163.0982	166.0195	166.2752
23	U.S.A.	Dollar	106.971	105.3857	105.0605	99.9777	97.4928	98.5947	98.4679

Note: Euro, a common currency of the 11 member countries of European Economic and Monetary Union (EMU) was introduced with effect from 1st January, 1999.

Source: State Bank of Pakistan.

2. CLIMATE

2.1 Temperature at Selected Stations

(In centigrade)

Stations Height in meters above sea level	Murree		Rawalpindi/Islamabad		Jhelum		Lahore		Sargodha	
	2167		507		232		213		187	
	Max.	Min.	Max.	Min.	Max.	Min.	Max.	Min.	Max.	Min.

Month:

Jan. 2013	9.3	0.1	18.0	2.1	18.5	4.4	16.2	5.6	18.1	5.5
Feb. 2013	N.R	N.R	18.8	6.7	21.4	8.6	N.R	N.R	N.R	N.R
Mar. 2013	15.3	6.4	25.6	10.9	28.9	13.7	28.1	14.9	28.3	14.6
Apr. 2013	18.1	8.5	29.6	14.9	33.0	17.6	34.0	19.8	32.2	19.9
May 2013	24.1	14.5	36.1	18.7	40.4	23.2	43.3	25.1	40.3	24.7
Jun. 2013	25.6	16.9	37.9	23.3	40.7	27.0	38.7	26.5	40.7	27.9
Jan. 2014	9.6	-1.0	18.8	2.0	20.6	4.1	19.2	6.2	20.4	6.2
Feb. 2014	7.6	0.9	19.3	5.7	20.9	7.7	20.3	8.0	21.1	7.2
Mar. 2014	10.6	3.1	21.9	10.5	25.5	23.5	25.2	12.5	25.4	13.9
Apr. 2014	17.0	8.6	28.5	13.9	31.4	16.9	32.1	17.9	31.4	17.4
May 2014	21.5	11.8	40.0	25.0	35.9	21.6	32.1	17.9	42.0	28.3
Jun. 2014	26.7	16.9	38.8	22.7	41.8	25.8	41.2	27.3	43.3	29.0

Stations Height in meters above sea level	Faisalabad		Multan		Bahawalpur		Hyderabad		Nawabshah	
	183		122		116		40		37	
	Max.	Min.	Max.	Min.	Max.	Min.	Max.	Min.	Max.	Min.

Month:

Jan. 2013	17.8	4.3	19.4	5.6	20.6	5.9	24.8	10.7	24.4	6.7
Feb. 2013	20.6	8.9	N.R	N.R	22.5	10.7	26.6	13.2	26.7	11.0
Mar. 2013	28.1	13.7	28.8	15.1	30.2	14.7	33.6	18.0	34.0	15.4
Apr. 2013	34.1	19.6	34.4	20.5	35.5	20.1	37.3	21.1	38.5	21.3
May 2013	40.4	24.2	41.4	26.1	41.9	24.7	41.8	24.7	45.0	25.7
Jun. 2013	40.1	27.5	41.4	29.3	40.8	28.5	39.4	27.2	45.0	25.0
Jan. 2014	19.9	4.4	20.6	5.5	20.4	5.6	22.6	9.2	23.5	5.5
Feb. 2014	19.8	7.3	21.9	8.9	22.5	8.5	25.2	13.0	24.3	9.6
Mar. 2014	25.5	13.0	26.8	14.3	27.5	13.7	40.0	18.0	31.9	15.1
Apr. 2014	32.7	18.5	34.5	20.1	35.6	20.0	38.5	12.6	40.0	21.1
May 2014	37.1	23.6	38.3	24.7	39.0	25.0	41.0	25.5	43.0	25.0
Jun. 2014	41.8	28.1	41.8	30.3	43.2	29.5	40.8	27.7	45.4	28.9

Contd.

2.1 Temperature at Selected Stations

(In centigrade)

Stations	Jacobabad		Karachi A.P.		Peshawar		D.I.Khan		Saidu Sharif		Gilgit	
Height in meters above sea level	55		21		359		173		961		1459	
	Max.	Min.	Max.	Min.	Max.	Min.	Max.	Min.	Max.	Min.	Max.	Min.

Month:

Jan. 2013	22.0	9.1	26.7	11.0	18.0	4.3	19.3	3.7	14.6	1.4	10.6	-4.8
Feb. 2013	23.4	12.6	28.1	15.1	18.7	7.4	20.8	8.7	N.R	N.R	13.8	1.6
Mar. 2013	30.8	16.8	33.2	19.2	25.2	13.0	29.3	15.7	21.7	9.5	21.7	6.3
Apr. 2013	36.2	22.5	34.0	24.2	29.7	16.8	32.2	18.0	25.9	12.5	25.6	10.3
May 2013	44.4	26.8	35.1	27.1	29.7	16.8	40.2	22.5	32.2	17.6	28.0	12.1
Jun. 2013	43.4	29.5	36.5	29.3	38.7	26.1	41.0	25.6	35.4	21.2	36.4	16.7

Jan. 2014	22.6	6.5	25.5	9.9	19.5	5.3	21.3	3.7	15.7	2.5	10.4	-3.4
Feb. 2014	24.1	9.5	28.0	13.1	19.4	8.0	21.9	6.6	14.9	3.8	13.7	0.3
Mar. 2014	29.7	14.8	31.7	18.9	21.6	11.2	24.8	11.1	17.8	7.5	12.1	1.0
Apr. 2014	37.9	21.5	35.1	24.4	29.1	16.3	31.9	17.2	25.0	12.8	24.2	9.3
May 2014	41.9	25.9	35.9	27.0	33.9	21.3	37.6	21.7	29.8	15.9	35.2	14.1
Jun. 2014	45.4	28.8	36.5	29.2	33.9	21.3	42.6	25.5	43.0	29.0	34.5	14.5

Stations	Quetta (Samungli)		Zhub (Fortsandeman)		Khuzdar		Punjour		Dalbadin	
Height in meters above sea level	1600		1405		1231		980		848	
	Max.	Min.	Max.	Min.	Max.	Min.	Max.	Min.	Max.	Min.

Month:

Jan. 2013	13.0	4.4	N.R	N.R	19.5	3.5	19.3	2.2	N.R	N.R
Feb. 2013	N.R	N.R	N.R	N.R	19.0	5.5	21.5	6.6	N.R	N.R
Mar. 2013	N.R	N.R	N.R	N.R	25.9	10.7	28.0	12.0	N.R	N.R
Apr. 2013	N.R	N.R	N.R	N.R	27.7	16.8	31.0	17.0	N.R	N.R
May 2013	31.0	11.9	N.R	N.R	35.3	23.0	37.8	21.9	N.R	N.R
Jun. 2013	N.R	N.R	37.2	21.4	38.1	24.0	40.0	26.0	N.R	N.R

Jan. 2014	12.5	4.3	14.6	2.5	15.0	2.5	10.0	2.0	18.1	2.5
Feb. 2014	7.2	-0.7	14.4	1.1	17.3	3.0	16.3	3.0	17.1	2.1
Mar. 2014	18.0	3.1	19.5	6.8	24.0	9.3	24.0	10.2	26.3	8.1
Apr. 2014	25.5	8.6	26.7	14.0	35.0	18.1	32.8	18.3	34.9	15.5
May 2014	36.0	18.6	38.0	23.3	40.0	26.4	37.1	21.7	44.0	26.8
Jun. 2014	36.0	18.6	38.0	23.3	40.0	26.4	41.0	27.1	44.0	26.8

N.R = Not received

Source: Pakistan Meteorological Department, Karachi.

2.2 Rainfall at Selected Stations

(In millimeters)

Stations	Murree	Rawalpindi/ Islamabad	Jhelum	Lahore	Sargodha	Faisal- abad	Multan	Bahawal- pur	Hyder- abad	Nawab- shah	Jaco- abad
Height in meters above sea level	2167	507	232	213	187	183	122	116	40	37	55
Year/month											
2009	1270.6	401.0	542.0	372.0	187.0	377.0	119.0	147.0	209.0	107.0	43.0
2010	1681.6	849.0	771.0	541.0	602.0	545.0	285.0	226.0	214.0	343.0	152.0
2011	1442.2	1079.0	748.0	903.0	710.0	544.0	180.0	164.0	404.1	309.0	293.3
2012	1515.0	1076.0	717.0	527.0	368.0	366.0	239.0	183.0	121.0	182.0	486.0
2013	1451.0	1732.0	924.0	1109.0	362.0	378.0	157.0	148.0	74.0	86.0	345.0
Jan. 2013	26.8	9.0	11.8	13.2	0.3	2.5	0.0	0.0	T.R	0.03	3.0
Feb. 2013	N.R	297.9	100.5	N.R	N.R	59.5	N.R	52.5	4.4	30.2	36.1
Mar. 2013	90.2	54.4	9.5	19.0	31.7	4.8	13.0	3.0	0.0	1.0	1.0
Apr. 2013	101.3	39.1	45.5	7.3	47.1	25.4	6.8	2.0	28.2	TR	12.0
May 2013	39.5	13.8	14.0	1.2	27.4	7.0	3.8	1.2	Tr.	0.0	0.0
Jun. 2013	303.2	94.0	83.0	136.0	59.8	98.6	33.3	55.5	Tr.	0.0	52.0
Jan. 2014	33.8	6.0	2.2	4.0	TR	0.0	0.6	TR	0.0	0.0	TR
Feb. 2014	104.8	50.4	27.6	22.6	7.0	16.2	22.9	7.2	0.0	0.0	3.0
Mar. 2014	280.5	282.4	148.8	50.3	37.2	38.7	32.4	4.9	0.0	7.4	8.1
Apr. 2014	46.9	11.0	84.1	64.8	62.0	29.4	0.0	3.2	7.0	15.0	2.0
May 2014	151.1	31.0	73.5	50.1	31.0	5.0	66.7	21.6	0.0	31.6	1.0
Jun. 2014	103.8	32.0	25.1	50.1	38.2	3.0	0.0	0.0	0.0	0.0	3.2

2.2 Rainfall at Selected Stations

(In millimeters)

Stations	Karachi Airport	Peshawar	D.J. Khan	Saidu Sharif	Gilgit	Quetta (Samungli)	Zhob (Fortsandeman)	Khuzdar	Punjab	Dalbadin
Height in meters above sea level	21	359	173	961	1459	1600	1405	1231	980	848
Year/month										
2009	280.0	533.0	285.0	958.1	141.1	200.0	270.0	234.0	60.0	125.0
2010	373.0	839.0	756.0	1465.1	214.6	102.0	279.0	159.0	54.0	20.0
2011	290.6	568.0	281.0	853.7	158.7	246.5	40.5	286.6	138.0	64.9
2012	152.0	480.0	450.0	803.0	110.0	410.0	47.0	167.0	33.0	160.0
2013	169.0	551.0	327.0	954.0	153.0	53.0	66.0	479.0	101.0	23.0
Jan. 2013	T.R	3.0	TR	21.7	3.1	5.0	N.R	0.0	0.0	N.R
Feb. 2013	20.0	180.8	86.1	N.R	3.6	N.R	N.R	131.0	25.0	N.R
Mar. 2013	2.8	116.0	46.1	128.0	3.2	N.R	N.R	40.0	15.0	N.R
Apr. 2013	30.0	85.0	8.1	67.0	5.6	N.R	N.R	46.7	24.0	N.R
May 2013	0.0	0.0	Tr.	38.0	50.0	2.0	N.R	0.2	0.0	N.R
Jun. 2013	Tr.	18.0	100.4	192.5	7.1	N.R	20.0	16.9	0.0	N.R
Jan. 2014	TR	3.0	TR	9.0	1.8	1.0	0.0	0.0	30.0	13.6
Feb. 2014	0.0	32.0	27.2	121.7	0.4	31.0	25.0	75.5	0.0	8.0
Mar. 2014	12.4	111.0	68.5	215.9	3.6	73.0	66.5	60.1	9.0	16.0
Apr. 2014	0.0	0.0	59.8	0.0	0.0	17.0	25.0	0.0	16.0	9.0
May 2014	1.3	20.0	8.0	95.1	40.0	0.0	0.0	0.0	0.0	44.0
Jun. 2014	Tr.	33.3	33.5	2.5	4.5	0.0	0.0	0.0	0.0	Tr.

Source: Pakistan Meteorological Department, Karachi.

N.R = Not received

Tr. = Trace (Rainfall less than 0.1 mm)

0.0 = No rainfall

3. ENERGY & MINING

3.1 Production of Crude Oil

(Barrels)

S.NO	Field	Jan,14	Feb,14	Mar,14	Apr,14	May,14	June,14	Cummulative Total from July 2013
PUNJAB								
1	ADHI	195778	191991	209429	191630	205716	197570	2260048
2	BALKASSAR	13173	11773	13075	12636	12493	11470	149029
3	BELA	0	0	0	0	819	709	1528
4	BHALSYEDAN	298	291	383	299	312	309	3446
5	BHANGALI	0	0	0	0	0	0	0
6	CHAK NAURANG	9845	8690	9375	8970	8770	8680	114700
7	DAKHNI	32950	27950	31220	29370	31360	29090	393888
8	DHODAK	1950	1740	1920	1836	1880	1602	24940
9	DHULIAN	5236	4613	5074	4665	4642	4501	55841
10	DHURNAL	3756	3700	3856	3719	3701	3375	45520
11	Dommail	1728	1577	803	0	0	0	15295
12	FIMKASSAR	3875	3500	3785	3348	3379	3270	44157
13	HALINI	17956	14962	16500	16654	16640	10525	182387
14	JOYAMIR	526	298	0	0	0	0	4537
15	KAL	10930	10085	11028	10222	8808	8204	123332
16	KHAUR	174	158	180	159	147	145	1965
17	MEYAL	9527	8871	9611	9535	9809	9534	114960
18	MINWAL	2732	2720	2850	3144	2908	1720	32258
19	MISSAKISWAL	1916	1377	1204	1183	1178	710	27545
20	PARIWALI	18278	16379	18172	16830	16386	15311	221405
21	PINDORI	7916	6793	7934	8030	8138	8153	101484
22	RAJIAN	52240	49155	56170	64130	63205	60820	598426
23	RATANA	16717	17919	19084	19433	19842	18625	179423
24	RODHO SALSABIL	4447	3890	4133	3858	3801	3514	49542
25	SADKAL	1573	1318	1447	1393	1436	1298	17186
26	TOOT	11169	10349	11337	10600	10866	10337	130952
27	TURKWAL	872	749	825	882	969	920	11057
28	GHAURI	0	0	0	0	2144	0	2144
TOTAL		425562	400848	439395	422526	439349	410392	4906995
SINDH								
1	ADAM	5203	4480	5297	4656	4790	4806	54660
2	ALI	271	404	170	0	352	385	5354
3	ALI ZAUR	0	0	0	0	0	0	0
4	BALUCH	14740	11355	16050	14740	13363	12050	150108
5	BAQAR DEEP	0	0	0	0	0	0	0
6	BHATI / NAKURJI	0	0	0	0	0	79	9124
7	BHIT	10742	8975	10091	10590	9622	8503	106007
8	BIJORO	3770	3592	7424	19371	11134	11674	138346
9	BILAL 1	0	0	0	0	0	0	0
10	BILAL NORTH	0	0	0	0	0	0	0
11	BOBI	37030	32680	42020	43530	42820	37170	463240
12	BUKHARI	0	0	0	0	0	0	0
13	BUKHARI DEEP	62	52	46	65	0	0	878
14	BUZDAR UNIT	0	0	0	0	0	0	0
15	CHAK 2	11270	10190	12010	11670	8253	8675	110963
16	CHAK 7A	1779	1247	1395	1480	1170	1170	50050
17	DABHI (South)	2144	1872	1951	1848	1900	2043	21835
18	DABHI (North)	9955	6364	5663	2359	4780	4333	86449
19	DUPHRI	0	0	0	0	0	60	325
20	FATEH SHAH	0	0	0	0	0	0	0
21	FATEH SHAH DEEP	0	0	0	0	0	0	0
22	FATEH SHAH NORTH	0	0	0	0	0	0	0
23	GHARO	3047	2439	2728	2804	2758	2394	39479
24	GHUNGRO	4178	3721	4309	3246	3685	1573	45984
25	GOLARCHI	0	0	0	0	0	0	57
26	GOPANG	0	0	0	0	0	0	0
27	HALIPOTA	5536	4057	2500	2435	4152	5836	58585
28	HASEEB	0	0	0	0	0	0	0

Contd.

3.1 Production of Crude Oil

(Barrels)

S.NO	Field	Jan,14	Feb,14	Mar,14	Apr,14	May,14	June,14	Cumulative Total from July 2013
29	JABO	11663	8433	10219	10180	9341	9883	142917
30	JABO NORTH	0	0	0	0	0	0	0
31	JAGIR	4201	3552	1897	3357	2987	2786	45434
32	JALAL						0	703
33	JARAR DEEP	16352	11954	14358	17627	8300	7503	127671
34	JHABERI SOUTH	3472	2585	2440	2493	2223	2063	28343
35	JOGWANI	787	434	462	390	427	325	5016
36	KADANWARI	1362	1044	649	892	929	774	13280
37	KAKJANI	0	0	0	0	0	0	0
38	KAMAL NORTH 1	7214	6542	12557	10873	4526	5722	105457
39	KANDH KOT	845	484	677	130	221	201	5460
40	KATO	0	0	0	0	0	0	0
41	KEYHOLE G	0	0	0	0	0	0	0
42	KHASKELI	5863	5536	6139	5969	6263	6401	69041
43	KHASKELI DOWN THR	1551	1173	1267	1068	1008	758	18234
44	KHASKELI NORTH	0	0	0	0	0	0	13
45	KHOREWAH	2548	2311	2763	2291	2524	2776	29806
46	KHOREWAH DEEP	43	50	0	0	0	0	376
47	KOLI	3065	3693	3229	2416	6184	4659	76468
48	KUNNAR	141005	93815	107208	102020	102400	98640	1509226
49	LAGHARI	2399	2447	3155	3259	3458	3300	35521
50	LASHARI CENTRE	7785	12600	19955	19390	20140	19315	173405
51	LIARI	0	0	0	0	0	0	0
52	LIARI DEEP	0	0	0	0	0	0	64
53	LODANO	14737	2792	6724	12182	18018	4839	193364
54	LODANO DEEP	32298	28361	28798	19330	14406	23223	223301
55	MAKDUMPUR	1527	1463	1285	1288	1580	1314	14898
57	MALAH	830	383	516		1384	208	7918
58	MARI	2274	1596	2419	2055	1281	2041	24266
59	MATLI	0	0	0	0	0	0	5113
60	MAZARANI	442	473	532	582	380	341	5587
61	MAZARI	2101	5423	10031	9539	9967	9695	59158
62	MEWA	0	0	0	0	0	0	132
63	MEYUN ISMAIL DEEP	119	60	136	80	184	71	1497
64	MEYUN ISMAIL	1143	953	1144	871	936	811	12488
65	MIANO	1432	1125	585	634	900	749	10340
66	MISSAN	4410	4160	4570	4420	4570	4420	53455
67	MISSRI	2682	2897	3315	2669	3201	2868	33754
68	MOHANO	1609	1901	2335	2141	2401	2425	26386
69	MOLLAN N	2460	2200	2460	2365	2440	2380	24285
70	MUBAN	10179	9050	9617	8958	8023	8625	97143
71	MULAKI	0	0	0	0	0	0	0
72	NAIMAT BASAL	520	319	487	581	569	57	4293
73	NAIMAT WEST	8612	10276	9403	15541	10719	10347	111935
74	NOORAI JAGIR	1270	845	0	2846	0	0	12955
75	NORTH AKRI	3022	2537	3026	0	2582	1814	30722
76	NUR BAGHLA	3920	3420	3572	3085	2988	2810	43666
77	PAKHRO	0	0	0	0	0	0	0
78	PANIRO	7016	5841	6355	5437	6452	5743	79426
79	PASAKI	107430	94480	104315	101400	104010	100850	1271420
80	PASAKI N	24050	22005	24055	23650	24355	23390	284440
81	PASAKI NORTH EAST	9005	8095	8995	8720	9025	8680	122270
82	PIARO DEEP	385	260	282	170	104	166	4779
83	PIR APAN	0	0	0	0	0	0	0
84	PIR AMAN	0	0	0	0	0	0	0
85	QABUL	0	0	0	0	0	0	2062
86	QADIR PUR	24130	18955	25810	23730	23175	21470	292425
87	RAHIM NORTH	28559	18306	26998	27618	35288	39923	269241
88	RAJO	0	0	0	0	0	0	0
89	REHMAT	0	0	0	0	0	0	0
90	RIND	0	0	0	0	0	0	149
91	SAKHI	4388	4023	3837	3082	1563	1809	47392

Contd.

3.1 Production of Crude Oil

(Barrels)

S.NO	Field	Jan,14	Feb,14	Mar,14	Apr,14	May,14	June,14	Cumulative Total from July 2013
92	SAKHI DEEP	59	104	199	240	303	285	1578
93	SAKHI SOUTH DEEP	1095	387	936	24	237	165	3133
94	SAQIB	538	437	515	723	571	412	7376
95	SHAH DINO	0	0	0	0	0	0	0
96	SHEIKHANO	1219	933	576	8749	11581	7737	53311
97	SHEIKHANO DEEP	7205	5900	6403	5976	6210	5138	96902
98	SINJHORO	0	0	0	0	0	0	0
99	SONO	36050	30265	31590	30535	31720	30585	411860
100	SONRO	61476	51674	50235	50272	52147	45288	819101
101	SOUTH BUZDAR	675	525	539	426	476	374	6141
102	SOUTH BUZDAR DEEP	15516	12666	15583	14100	13394	11093	191073
103	SOUTH MAZARI	12410	11208	11445	10713	10947	9973	143668
104	SOUTH MAZARI DEEP	19494	19473	22746	18016	17755	16963	220792
105	SUJAWAL	2110	1809	2088	2000	1921	2378	23859
106	TAJEDI	3109	2396	3311	2858	3007	3020	43943
107	TANDO ALAM	20590	19295	21245	20630	21360	20700	235730
108	TANDO GHULAM ALI	1137	919	804	754	685	559	10826
109	TANGRI	3244	2503	3032	2539	2571	3522	43283
110	TANGRI DEEP	874	717	837	713	502	610	9588
111	THORA	15715	15965	19730	19245	20015	20575	218295
112	TURK	2376	2561	3108	2289	2965	2878	22402
113	TURK DEEP	3822	2410	2585	1986	1955	1535	25963
114	UMER	0	0	0	0	0	0	0
115	ZAMZAMA	41322	36069	38609	35347	31146	31055	508424
116	ZAUR	7181	6121	6799	5685	5359	6018	88391
117	ZAUR DEEP	0	0	0	0	0	0	282
118	ZAUR SOUTH	0	0	0	0	0	0	0
119	BACHAL	13362	7996	8166	7530	4451	3367	107261
120	SUMAR DEEP	23758	21092	8583	6755	25058	18683	181911
121	JAKHRO	7850	7220	8265	6490	6840	6910	61807
122	AASSU	17282	22746	43786	51920	89429	121114	349168
123	GAGANI	741	14	0	0	0	0	1687
124	THEBO	443	11867	16646	9983	14441	13185	66565
125	MEHAR	80124	72265	68806	55573	86501	88883	452152
126	BAKSH DEEP	0	281	5444	1117	6007	5348	18197
127	SOHRAB DEEP	0	0	1030	0	2786	3191	7007
128	KUNNAR PASAKI DEEI	0	30645	34797	33017	32680	31758	162897
129	LATIF	0	1556	1533	1193	1063	946	6291
130	LUNDALI	0	274	0	0	268	0	542
131	MURID	0	0	0	10680	28019	40555	79254
132	SUTIARI DEEP	0	0	0	1950	4487	6012	12449
133	NANDO	0	0	0	0	9	0	9
TOTAL		1021209	900573	1030202	1004151	1109077	1107741	11791257
KHYBER .P.K								
1	CHANDA	81785	64864	70670	67745	72545	65725	965496
2	MAKORI	4500	3663	3922	3566	3472	3228	52893
3	MAKORI EAST	237642	256370	390208	413185	490886	472874	3703934
4	MAMIKHEL	69113	62424	84702	63897	48803	43798	816820
5	MANZALAI	31093	28468	39474	27232	30788	27606	432906
6	MARAMZAI	109898	98123	113509	112869	114411	110543	1305534
7	MELA	71600	57655	61065	61485	60215	46955	767188
8	NASPHA	630810	571850	628280	599757	608849	582863	6812187
9	SHEKHAN	0	0	0	0	0	0	0
10	TOLANG	0	0	0	0	0	0	0
TOTAL		1236441	1143417	1391830	1349736	1429969	1353592	6951973
BALOCHISTAN								
1	KHOST	0	0	0	0	0	0	1792
2	SUI	3578	2409	2373	1234	829	412	17228
3	UCH	678	830	1255	1837	1676	1203	10493
TOTAL		4256	3239	3628	3071	2505	1615	29513
GRAND TOTAL		2687468	2448077	2865055	2779484	2980900	2873340	31584723

3.2 Production of Natural Gas (MCFT)

								(MCFT)
S.NO.	Field	Jan,14	Feb,14	Mar,14	Apr,14	May,14	June,14	Cumulative Total from July 2013
PUNJAB								
1	ADHI	1266.97	1189.55	1301.50	1212.34	1284.44	1201.36	13561.72
2	BAHU	854.83	683.62	736.14	693.98	692.80	648.51	9916.21
3	BALKASSAR	1.86	1.67	1.85	1.78	1.77	1.63	21.09
4	BELA	6.69	32.55	0.00	30.37	42.70	22.09	134.40
5	BHANGALI	0.00	0.00	0.00	0.00	0.00	0.00	0.00
6	DAKHNI	1454.96	1286.40	1399.94	1293.24	1324.42	1211.90	17076.00
7	DHODAK	130.70	114.80	127.10	123.00	127.10	123.00	1716.40
8	DHULIAN	72.88	65.79	72.85	70.50	72.85	70.50	857.86
9	DHURNAL	12.65	12.22	13.90	12.86	14.08	14.74	167.81
10	DOMAIL	24.92	23.87	10.81	0.00	0.00	0.00	215.84
11	FIMKASSAR	3.74	3.36	3.64	3.36	3.41	3.30	43.70
12	KAL	2.11	2.02	2.02	2.32	1.79	2.22	25.95
13	MEYAL	92.54	82.87	93.56	82.63	84.05	81.35	1046.87
14	MISSAKISWAL	6.11	4.74	4.86	4.51	4.34	3.77	80.18
15	NANDPUR/PANJPIR	317.81	282.16	291.33	275.89	277.50	261.26	4181.44
16	PARIWALI	214.76	190.62	212.76	210.78	227.35	222.36	2785.72
17	PINDORI	21.16	18.40	20.52	20.07	20.81	20.20	278.15
18	RAJIN	21.11	21.46	25.00	25.17	24.88	23.71	264.64
19	RATANA	303.40	304.04	320.91	317.37	317.05	297.85	3262.83
20	RODHO(SALSABIL)	600.36	529.32	563.42	524.95	534.01	507.95	6684.27
21	SADKAL	43.83	36.76	41.04	41.76	48.73	44.02	519.01
22	TOOT	22.67	20.82	23.95	22.89	25.08	24.72	292.39
23	TURKWAL	1.53	1.36	1.55	1.50	1.55	1.50	18.04
23	HALINI	0.00	0.00	0.00	15.42	16.69	9.02	41.13
TOTAL		5477.59	4908.40	5268.65	4986.69	5147.40	4796.96	63191.65
SINDH								
1	ADAM	365.00	312.85	368.34	327.62	322.37	338.78	3778.06
2	ALI	103.97	101.11	3.77	93.03	94.31	87.06	1152.65
3	ALI ZAUR	0.00	0.00	0.00	0.00	0.00	0.00	0.00
4	BADAR	403.14	323.81	399.73	385.47	391.33	380.28	4711.84
5	BALUCH	53.90	51.30	58.90	52.05	50.15	41.04	618.50
6	BAQAR DEEP	0.00	0.00	0.00	0.00	0.00	0.00	0.00
7	BHATTI/NAKURJI	28.34	24.32	25.74	24.40	24.40	23.98	321.64
8	BHIT&BADHRA	9997.00	8827.00	11119.00	10205.00	10407.00	9794.00	124958.00
9	BIJORO	0.00	1.53	1.27	2.14	2.71	3.28	21.55
10	BILAL	0.00	0.00	0.00	0.00	0.00	0.00	0.00
11	BILAL NORTH	0.00	0.00	0.00	0.00	0.00	0.00	0.00
12	BLOCK-22	187.94	160.41	194.89	193.09	197.52	183.84	2421.50
13	BOBI	466.70	420.30	550.40	565.31	590.40	523.41	5894.82
14	BUKHARI	0.00	0.00	0.00	0.00	0.00	0.00	0.00
15	BUKHARI DEEP	63.81	53.86	57.40	58.71	59.08	49.48	713.33
16	BUZDAR SOUTH	6.53	6.27	7.37	6.73	7.36	6.78	67.38
17	BUZDAR SOUTH DEEP	527.62	423.77	410.82	379.51	344.84	354.54	5775.75
18	BUZDAR UNIT	0.00	0.00	0.00	0.00	0.00	0.00	0.00
19	CHACHAR	120.00	99.70	69.29	29.20	125.71	21.85	1186.12
20	CHAK 2	242.35	224.00	248.00	239.30	228.51	243.47	2835.49
21	CHAK 7A	20.00	16.80	18.60	18.00	18.60	18.00	418.44
22	DABHI NORTH	1.99	1.67	3.00	2.85	2.82	2.89	32.00
23	DABHI SOUTH	36.95	25.09	22.86	11.40	19.61	6.70	541.59
24	DUPHRI	28.90	27.36	28.77	26.27	65.03	62.27	455.22
25	FATEH SHAH	0.00	0.00	0.00	0.00	0.00	0.00	0.00
26	FATEH SHAH NORTH	0.00	2.39	53.40	64.91	58.65	44.01	229.75
27	G HARO	0.75	0.79	0.80	0.92	0.83	0.78	9.24
28	GHUNGRO	3.29	2.93	3.29	3.19	3.20	1.80	37.51
29	GOLARCHI	21.46	15.77	16.49	12.59	14.95	12.44	295.23
30	GOPANG	0.00	0.00	0.00	0.00	0.00	2.00	2.00
31	HAIDER DEEP	3.51	0.00	0.20	7.72	5.06	5.44	54.17
32	HALIPOTA	19.78	15.61	14.85	16.46	20.19	17.49	374.86
33	HASEEB	341.86	314.74	347.19	335.63	347.52	342.23	4062.75
34	JABO	15.31	14.53	11.90	12.82	13.19	13.53	182.43
35	JABO NORTH	0.00	0.00	0.00	0.00	0.00	0.00	0.00
36	JAGIR	1.27	1.10	1.07	1.36	1.46	1.25	16.10
37	JALAL	12.71	0.01	0.00	0.00	0.00	0.00	614.06
38	JARAR DEEP	575.64	493.26	462.94	384.12	354.60	315.41	4344.82
39	JHABERI SOUTH	2.49	1.75	2.25	1.90	1.67	1.71	24.29

3.2 Production of Natural Gas (MCFT)

								(MCFT)
S.NO.	Field	Jan,14	Feb,14	Mar,14	Apr,14	May,14	June,14	Cumulative Total from July 2013
								Contd.
40	JOGWANI	66.45	50.83	56.65	51.32	50.72	51.64	836.19
41	KADANWARI	4525.00	4082.00	4800.00	4483.00	5040.00	4834.00	52472.00
42	KAMAL NORTH -1	41.25	26.32	57.77	49.12	37.20	43.85	498.50
43	KANDHKOT	5006.00	4533.26	4120.20	3497.54	3322.65	4695.78	56802.12
44	KATO	2.91	2.75	2.82	2.67	2.60	2.58	30.34
45	KAUSAR	77.57	73.40	88.19	84.98	73.75	69.07	1006.37
46	KEYHOLE G	0.00	0.00	0.00	0.00	0.00	0.00	0.00
47	KHASKHELI	7.33	6.31	6.35	6.35	6.30	6.70	100.08
48	KHASKHELI NORTH	0.00	0.00	0.00	0.00	0.00	0.00	25.27
49	KHASKHELI DOWN THRC	0.89	0.63	0.75	0.77	0.65	0.58	9.76
50	KHOREWAH	154.92	134.11	180.77	173.07	221.22	214.58	2054.76
51	KHOREWAH DEEP	42.55	36.05	37.21	31.32	31.60	27.02	476.27
52	KOLI	18.67	6.92	7.92	6.56	7.04	5.48	145.19
53	KOONJ-1A	53.56	44.06	49.39	47.62	47.42	39.18	628.05
54	KUNNAR	420.12	375.91	418.96	418.23	453.88	439.17	4292.09
55	KUNNAR PASAKHI DEEP	3562.22	3196.54	3620.66	3303.96	3494.19	3463.93	41356.52
56	LAGHARI	4.53	4.40	4.84	4.99	5.27	5.17	57.41
57	LATIF	3989.00	3638.00	3754.00	3253.00	3253.00	3087.00	36192.00
58	LIARI	0.00	0.00	0.00	0.00	0.00	0.00	0.00
59	LIARI DEEP	3.41	13.77	5.02	1.02	4.53	0.09	67.54
60	LODANO	79.06	19.78	54.90	66.76	52.28	51.75	1879.33
61	LODANO DEEP	124.30	102.76	92.74	46.95	64.88	47.77	2329.80
62	MAKHDUM PUR	1.41	0.87	28.09	25.88	28.81	32.41	269.39
63	MAKHDUM PUR DEEP	14.86	14.66	14.10	12.31	6.96	7.48	107.56
64	MALAH	2.34	0.91	0.70	0.48	0.06	0.07	52.22
65	MARI	18377.62	15854.83	17524.10	15498.76	16656.88	17669.86	212258.86
66	MATLI	4.48	3.72	3.60	3.61	3.10	3.78	40.30
67	MAZARI	6.83	6.30	10.60	11.38	9.22	9.39	114.80
68	MAZRANI	171.00	151.11	162.65	157.27	159.59	152.88	2087.61
69	MEVA	12.93	11.52	13.69	12.28	11.10	11.97	189.24
70	MEYUN ISMAIL	0.00	0.00	0.00	0.00	0.00	0.00	0.00
71	MEYUN ISMAIL DEEP	36.72	32.57	34.33	31.84	28.62	25.90	448.78
72	MIANO	2168.00	1987.00	1944.00	1542.00	2167.00	2063.00	23121.00
73	MISSRI	3.52	3.47	3.71	3.35	3.73	3.68	53.46
74	MOHANO	0.91	0.92	1.32	1.41	1.42	1.42	15.36
75	MUBAN	2.16	2.10	2.56	2.40	2.84	2.67	25.94
76	MULAKI	26.30	24.06	0.00	0.00	0.00	0.00	211.80
77	NAIMAT BASAL	203.63	180.46	186.36	162.11	183.49	142.72	2040.32
78	NAIMAT WEST	1616.30	1313.33	982.26	1110.82	1235.66	1256.45	13253.33
79	NANDO	0.00	0.00	0.00	0.00	4.29	3.03	7.32
80	NOORAI JAGIR	40.58	29.30	0.00	0.00	0.00	0.00	357.30
81	NORTH AKRI	1.36	1.18	1.32	1.18	1.26	1.12	15.61
82	NUR BAGHLA	239.28	213.94	235.40	198.27	190.93	179.50	2842.45
83	NURPUR DEEP	52.66	50.91	4.59	0.00	48.46	41.40	558.31
84	PAKHRO	21.00	15.26	1.16	31.68	29.47	16.27	240.38
85	PANIRO	6.28	5.66	6.24	5.76	5.73	4.90	70.49
86	PASAKHI	20.62	18.62	20.62	19.95	20.62	19.95	242.76
87	PIARO DEEP	34.16	28.87	29.47	27.91	26.88	25.03	400.90
88	PIR	0.00	0.00	0.00	0.99	0.00	0.00	2.53
89	PIR APAN	0.00	0.00	0.00	0.00	0.00	0.00	0.00
90	QABUL	0.00	0.00	0.00	0.00	0.00	0.00	0.81
91	QADIRPUR	15311.43	12755.58	15120.18	14530.40	14736.88	14034.53	180791.76
92	QASIM DEEP	210.63	190.20	220.67	193.87	180.59	129.93	3187.12
93	RAHIM NORTH	105.26	133.33	111.12	104.38	123.30	113.97	1758.08
94	RAJO	0.00	0.00	0.00	0.00	0.00	0.00	0.15
95	RAJPAN	0.00	0.00	0.00	0.00	0.00	0.00	1.43
96	REHMAN	314.92	281.01	312.91	309.04	318.24	305.42	3903.88
97	REHMAT	0.00	0.00	0.00	0.00	0.00	0.00	0.00
98	RIND	0.00	0.00	0.00	0.00	0.00	0.00	0.00
99	SAKHI	0.00	0.00	0.00	0.00	0.00	0.00	9.16
100	SAKHI DEEP	36.16	30.45	32.24	29.25	32.98	31.95	289.62
101	SAKHI SOUTH DEEP	26.99	44.53	51.89	42.31	38.36	27.83	279.66
102	SAQIB	190.36	164.68	170.47	168.97	167.25	156.79	2298.45
103	SARA/SURI	0.00	0.00	0.00	0.00	0.00	0.00	0.00
104	SARI HUNDI	66.40	61.85	58.56	60.29	61.15	58.97	766.14
105	SAWAN	4194.00	3758.00	3970.00	3715.00	3752.00	3585.00	49395.00

3.2 Production of Natural Gas (MCFT)

								(MCFT)
S.NO.	Field	Jan,14	Feb,14	Mar,14	Apr,14	May,14	June,14	Cumulative Total from July 2013
								Contd.
106	SHAH DINO	0.00	0.00	0.00	0.00	0.00	0.00	0.00
107	SHEIKHANO	1.25	0.87	0.77	4.93	7.25	11.14	39.54
108	SHEIKHANO DEEP	6.87	4.29	4.56	4.21	4.29	3.90	57.93
109	SINJHORO	0.00	0.00	0.00	0.00	0.00	0.00	0.00
110	SONRO	61.79	45.24	45.18	51.00	53.19	41.49	585.51
111	SOUTH MAZARI	11.32	10.13	11.47	10.34	9.18	8.94	202.34
112	SOUTH MAZARI DEEP	221.72	197.29	217.18	202.38	190.29	159.18	2619.24
113	SUJAWAL	289.92	246.13	291.27	278.87	274.59	296.83	3461.69
114	TAJEDI	0.42	0.34	0.38	0.38	0.35	1.00	5.59
115	TAJJAL	392.00	327.00	332.00	260.00	253.00	229.00	4272.00
116	TANDO GHULAM ALI	63.74	59.17	66.48	63.17	62.55	60.26	805.57
117	TANGRI	2.81	2.21	2.40	2.37	2.65	2.49	40.43
118	TANGRI DEEP	66.80	62.26	64.16	69.80	58.11	49.26	834.28
119	TURK	69.95	36.98	34.36	58.83	57.94	55.44	699.53
120	TURK DEEP	384.16	344.89	347.58	331.53	351.69	313.39	3627.26
121	UMER	0.00	0.00	0.00	0.00	0.00	0.00	0.00
122	USMAN	114.57	111.23	129.50	124.56	116.03	102.82	1469.02
123	ZAMZAMA	8913.00	7636.00	8172.00	7366.00	6479.00	6474.00	104570.00
124	ZAUR	27.25	23.74	21.96	21.27	20.83	18.31	303.09
125	ZAUR DEEP	7.97	6.79	6.88	6.36	5.73	4.40	87.71
126	ZAUR SOUTH	0.00	0.00	0.00	0.00	0.00	0.00	0.00
127	ZAUR WEST	0.00	0.00	0.00	0.00	0.00	0.00	0.00
128	SUMAR DEEP	567.40	513.83	582.82	544.97	890.05	767.21	5433.60
129	BACHAL	31.18	22.23	16.03	17.42	8.50	7.71	230.89
130	JAKHRO	153.70	140.00	153.00	131.16	149.48	141.72	1285.37
131	GAGANI	8.57	1.23	0.00	0.00	0.00	0.00	91.27
132	AASSU	1.63	2.31	3.73	5.40	10.09	12.59	36.03
133	AMDANI	1.12	0.00	0.00	0.00	0.00	0.00	3.31
134	LUNDALI	239.00	216.00	175.00	131.00	116.00	72.00	1181.79
135	HALINI	17.92	12.69	14.90	0.00	0.00	0.00	58.71
136	MARU-RETI	294.29	352.27	230.84	200.09	333.18	370.09	1780.76
137	MEHAR	699.39	653.81	557.90	517.13	854.24	933.89	4216.36
138	BAKSH DEEP	0.00	87.37	647.05	714.45	802.01	692.50	2943.38
139	SOHRAB DEEP	0.00	19.61	742.80	823.23	942.04	1055.81	3583.49
140	THEBO	0.00	95.87	103.10	103.69	138.89	134.68	576.23
141	DACHRAPUR	0.00	28.76	293.85	333.07	347.71	345.73	1349.12
142	JHOK	0.00	0.00	21.96	11.98	15.72	17.48	67.14
143	RAGNI DEEP	0.00	0.00	3.77	10.40	0.35	15.91	30.43
144	MURID	0.00	0.00	0.00	3.15	10.05	13.85	27.05
145	SUTIARI DEEP	0.00	0.00	0.00	675.74	853.35	1013.45	2542.54
TOTAL		88002.79	76943.57	86415.46	80084.96	83597.45	83530.82	1018238.16
BALUCHISTAN								
1	LOTI	643.22	619.37	698.76	662.50	689.12	669.91	8187.06
2	PIRKOH	461.90	423.00	454.00	382.20	389.75	434.12	5426.49
3	SUI	13687.00	12166.60	13298.53	12656.13	12965.90	12485.31	159029.81
4	UCH	8940.50	8673.20	9935.60	11291.00	10868.80	10444.10	104484.40
TOTAL		23732.62	21882.17	24386.89	24991.83	24913.57	24033.44	277127.76
KHYBER .P.K								
1	CHANDA	170.25	138.48	149.82	153.19	153.37	131.00	2047.54
2	MAKORI	98.52	87.13	92.04	83.65	88.96	86.91	1206.13
3	MAKORI EAST	906.85	1086.58	1669.49	1732.57	1893.51	1850.44	14254.67
4	MAMIKHEL	1535.84	1428.73	1635.37	1133.19	1178.44	1072.97	17844.06
5	MANZALAI	3077.99	2603.66	2783.85	2411.09	2181.02	1995.08	36254.83
6	MARAMZAI	2970.22	2673.96	2990.18	2970.25	3084.04	2987.64	35278.29
7	MELA	393.76	337.32	349.00	327.25	321.18	295.43	4038.08
8	NASHPA	2244.71	2024.65	2221.24	2143.20	2194.44	2134.30	24205.39
9	SHEKHAN	0.00	0.00	0.00	0.00	0.00	0.00	0.00
10	TOLANJ X	0.00	0.00	0.00	0.00	0.00	0.00	0.00
TOTAL		11398.14	10380.51	11890.99	10954.39	11094.96	10553.77	135128.99
GRAND TOTAL		128611.14	114114.65	127961.99	121017.87	124753.38	122914.99	1493686.56

3.3 Production of Crude Oil, Natural Gas and Electricity

Year / Month	Crude Oil (000 Barrels)	Natural Gas(MCFT)	Total	Electricity (Mn.Kwh)		
				Hydel	Thermal	Nuclear
2009-10	23706	1482846	94222	27927	63504	2791
2010-11	24041	1471590	86873	31781	52376	2716
2011-12	24573	1558960	67272	28431	53571	5270
2012-13	27841	1505839	86190	29687	51950	4553
2013-14	31585	149368	89883	31698	53283	4902
2013 Jun	2426	120782	7778	3379	4102	297
Jul	2522	127699	9513	3883	5198	432
Aug	2494	128375	9283	3912	4848	523
Sep	2359	122440	9416	4087	4835	494
Oct	2489	124690	8205	2924	4748	533
Nov	2473	121995	7565	2473	4533	559
Dec	2614	129113	6848	1885	4457	506
2014 Jan	2687	128611	6286	867	4877	542
Feb	2448	114115	6129	1997	3705	427
Mar	2865	127962	6254	1589	4288	377
Apr	2779	121018	6225	1766	4078	381
May	2981	124753	6603	2755	3681	167
Jun	2873	122914	5208	3346	1841	21

Source: i) Directorate General of Petroleum concession
M/O Petroleum & Natural Resources Islamabad
ii) Electricity Generating Establishment.

3.4 Mineral Production

(Thousand Tonnes)

Year / Month	Marble	Arg Clay	Silica Sand	Gypsum	Lime Stone	Ordinary Stone(MT)	Rock Salt	Coal	Copper	Copper Blister (MT)**
2009-10	1065	4304	411	854	37137	6715	1944	3536	-	18121
2010-11	1069	4484	301	885	32021	6685	1954	3292	-	15672
2011-12	1751	4562	270	1260	35016	6540	2136	3179	-	17931
2012-13	2360	4513	356	1250	38932	945	2160	2809	-	12285
2013-14	2057	4933	268	1322	36462	2695	2220	3453	-	8864
2013 Jun	228	398	15	126	2929	95	190	256	--	2129
July	187r	309	14	87	2709	350	189	204r	-	2210
Aug	172r	340	19	57	2583	305	124	132r	-	-
Sep	175r	410	24	103	2586	250	182	238	-	2190
Oct	124	485	19	90	3230	305	147	233	-	2133
Nov	244	432	29	135	2701	150	220	290	-	-
Dec	218	369	31	108	2896	150	208	255	-	-
2014 Jan	254	345	27	122	2902	155	206	312	-	-
Feb	108	239	20	99	2268	255	196	298	-	-
Mar	220	435	18	150	2851	260	218	312	-	-
Apr	164	487	16	117	3519	205	139	462	-	-
May	97	567	20	108	3979	260	204	447	-	-
Jun	185	517	32	145	4238	50	187	273	-	2331

**= Copper Blister for the months of July,08 to onward.

Contd.

3.4 Mineral Production

											(Tonnes)
Year / Month	Iron ore	Bauxite	Barytes	Bentonite	Celestite	China Clay	Chalk	Chromite	Dolomite	Laterite	
2009-10	447541	9031	57166	34596	160	22769	2939	257148	130408	181046	
2010-11	329100	9033	31836	30840	-	16055	1100	148034	240111	298994	
2011-12	384893	30223	48510	16520	-	21555	2749	179203	198392	293625	
2012-13	408604	25288	118471	26077	-	22917	810	136443	335819	328067	
2013-14	176290	31156	132379	40650		16191	1005	68094	673042	380166	
2013	Jun	27336	3598	3590	2033	--	1429	--	6966	12610	15886
	July	19318r	2104	2795	1051	-	2107	137	6495	30437	12044
	Aug	6538r	1264	5394	935	-	2247	139	6887	25248	44778
	Sep	13158r	1324	11522	1468	-	2047	156	6844	32201	12216
	Oct	22557r	2110	2048	1691	-	759	135	5109	23387	113021
	Nov	11624	2218	14278	2162	-	846	123	5783	33384	31614
	Dec	21386	3537	9183	4011	-	1151	141	5475	26868	20123
2014	Jan	26534	2772	4494	2374	-	636	65	7074	33570	26454
	Feb	10979	2162	7555	4074	-	1627	-	3759	27659	18507
	Mar	11710	2765	28300	1489	-	1046	74	3125	41993	23593
	Apr	16567	4187	17063	4118	-	1178	10	5141	195146	17173
	May	7658	4588	19040	8222	-	1025	15	6830	92335	27063
	Jun	8257	2125	10707	9055	-	1522	10	5572	110814	33580

Contd.

3.4 Mineral Production

(Tonnes)

Year / Month	Feldspar	Fire Clay	Flourite	Fullers Earth	Magnesite	Magnese	Ocher	Ord Sand/Bajri Sand	Soap Stone	Sulphur
2009-10	54198	329055	290	11219	5159	1655	55352	-	53991	26641
2010-11	23254	274042	3156	4180	4908	785	36078	-	47561	27645
2011-12	53235	408187	6859	6906	5444	345	42107	-	55515	25560
2012-13	38218	454645	13344	4259	6705	290	37769	2141	93214	20610
2013-14	81858	458037	7469	6397	3725	3945	32634	3500	72234	35672
2013 Jun	4564	39907	722	372	--	--	--	--	703	2732
July	4781	30908	191	470	266	90	2934	850	7911	2850
Aug	12998	25244	223	222	265	25	2701	850	4278	2929
Sep	13660	28968	267	484	446	510	3305	900	4654	2822
Oct	11715	48226	316	432	450	685r	2624	250	5468	2923
Nov	15343	40046	609	606	336	680	2677	600	10476	2750
Dec	6448	45651	657	380	448	600	2476	50	8363	3174
2014 Jan	1660	33765	853	906	380	--	2753	--	10331	3160
Feb	-	26862	799	938	--	--	1732	--	--	2874
Mar	-	34414	964	606	--	--	1772	--	436	3168
Apr	5628	44047	957	458	350	510	2089	--	8213	2968
May	8410	52713	576	338	378	360	3025	--	8661	3103
Jun	1215	47193	1088	457	406	560	4546	--	3043	2951

Contd.

4. HEALTH

4.1(a) Monthly Immunization Coverage

Number of doses administered (0-11 months)children during 2014

Month(s)	BCG	OPV-0	OPV-1	OPV-2	OPV-3	Pentava- lent-1	Pentava- lent-2	Pentava- lent-3	Pneumo-1	Pneumo-2	Pneumo-3	Measles-1
January	525,198	405,746	497,271	475,564	456,038	496,598	472,501	454,779	475,363	448,038	430,709	424,624
February	503,120	385,213	482,021	454,397	440,269	480,933	451,873	439,446	448,297	422,985	409,269	416,515
March	514,655	382,458	510,467	475,154	460,467	510,264	474,701	460,935	480,788	445,640	432,791	451,966
April	487,535	357,367	493,367	480,592	470,418	497,255	479,967	470,089	463,280	451,386	442,319	479,451
May	458,787	348,140	452,260	448,345	445,106	449,792	447,608	444,123	417,859	417,049	414,166	431,932
June	462,981	353,342	431,425	424,896	432,300	434,424	427,945	435,313	405,836	401,532	411,336	428,978
July												
August												
September												
October												
November												
December												
Total	2,952,276	2,232,266	2,866,811	2,758,948	2,704,598	2,869,266	2,754,595	2,704,685	2,691,423	2,586,630	2,540,590	2,633,466

Source : National Institute of Health, Islamabad.

4.1(b) Monthly Immunization Coverage
Number of doses administered (12-23 Months) children during 2014

MONTH	BCG	OPV-1	OPV-2	OPV-3	Pentava- lent-1	Pentava- lent-2	Pentavalent-3	Measles-2
January	937	1,731	1,329	2,294	1,775	1,399	1,097	343,066
February	2,463	1,713	1,233	3,196	1,712	1,233	3,191	343,434
March	2,594	2,836	2,077	1,871	2,783	2,045	1,835	370,358
April	15,914	4,597	3,817	3,485	4,592	3,813	3,459	399,776
May	2,078	1,689	1,403	1,319	1,685	1,400	1,253	339,376
June	4,393	1,314	864	3,022	3,370	1,208	1,306	343,568
July								
August								
September								
October								
November								
December								
Total	28,379	13,880	10,723	15,187	15,917	11,098	12,141	2,139,578

BCG = Bacillus of Chalmette and Guerin
 OPV = Oral Polio Vaccine

Source : National Institute of Health, Islamabad.

**4.1 (c) Monthly Immunization Coverage
Number of TT doses administered to women during 2014**

MONTH	Pregnant Women					Childbearing age women				
	TT1	TT2	TT3	TT4	TT5	TT1	TT2	TT3	TT4	TT5
January	348,508	302,479	40,183	12,529	7,776	43,448	32,770	18,221	6,293	3,011
February	358,886	296,457	39,583	12,422	7,052	46,802	34,019	18,123	8,487	3,460
March	381,528	313,968	38,741	12,567	7,206	47,167	34,609	18,031	9,089	4,040
April	406,729	328,086	40,546	11,976	6,498	46,936	32,837	17,722	5,806	3,396
May	401,078	324,784	41,523	12,600	8,195	39,794	27,087	18,009	4,880	2,782
June	371,594	325,646	33,212	10,815	6,801	34,649	24,673	13,328	4,907	2,726
July										
August										
September										
October										
November										
December										
Total	2,268,323	1,891,420	233,788	72,909	43,528	258,796	185,995	103,434	39,462	19,415

TT = Tetanus Toxiod

Source : National Institute of Health, Islamabad.

4.2 Monthly Report on HIV Treatment Centres December, 2013

S. No	Centre Name	Male		Female		Children		Transgender		TOTAL	TOTAL on ART
		Total	On ART	Total	On ART	Total	On ART	Total	On ART		
Federal											
1	PIMS, Islamabad	1389	484	264	140	26	22	2	1	1681	647
Punjab											
2	Mayo Hospital, Lahore	322	141	53	30	6	1	4	0	385	172
3	Services Hospital, Lahore	208	119	72	48	32	8	1	1	313	176
4	Peaditric Unit, Services Hospital, Lahore	0	0	0	0	138	63	0	0	138	63
5	Shaukat Khanum Hospital, Lahore	208	195	161	136	0	1	0	0	369	332
6	Jinnah Hospital, Lahore	572	254	193	93	0	0	12	6	777	353
7	DHQ Hospital, Sargodha	313	61	32	11	5	2	0	0	350	74
8	DHQ Hospital, D.G Khan	327	193	148	97	18	6	1	1	494	297
9	Allied Hospital, Faisalabad	89	40	16	13	0	0	0	0	105	53
10	Aziz Bhatti Hospital, Gujrat	229	146	176	125	0	0	0	0	405	271
Sindh											
10	Civil Hospital, Karachi	1655	490	180	115	27	0	25	7	1887	612
11	Peaditric Unit, Civil Hospital, Karachi	0	0	0	0	27	14	0	0	27	14
12	Indus Hospital, Karachi	245	116	66	31	0	0	0	0	311	147
13	Aga Khan Hospital, Karachi	0	0	0	0	26	22	0	0	26	22
14	Chanka Medical College Hospital, Larkana	347	201	80	43	9	1	0	0	436	245
Khyber Pakhtunkhwa											
15	Hayatabad Medical Complex, Peshawar	902	616	298	206	58	20	0	0	1258	842
16	KDA Hospital, Kohat	139	101	68	52	11	8	0	0	218	161
Balochistan											
17	Bolan Medical Complex, Quetta	142	65	28	13	4	2	0	0	174	80
Total		7087	3222	1835	1153	387	170	45	16	9354	4561

Source:- National Aids Control Programme, NIH, Islamabad.

4.3(a) Register Veterinary Medical Practitioner With PVMC- 2014

S.No.	RVMP Registration for the year of 2014	Male	Female	D.V.M	M.Sc	M.Phil	Ph.D	Total
1	January	28	1	29	Nil	Nil	Nil	29
2	February	129	7	136	Nil	Nil	Nil	136
3	March	49	1	48	2	Nil	Nil	50
4	April	9	2	11	Nil	Nil	Nil	11
5	May	31	4	34	Nil	1	Nil	35
6	June	22	3	23	1	1	Nil	25
7	July							
8	August							
9	September							
10	October							
11	November							
12	December							
	Total	268	18	281	3	2	Nil	286

Total RVMP Registered since 1st January 2014 to 30th June 2014= 286
 Total RVMP Registered since 30th May 2000 to 30th June 2014= 8182

Source:- Pakistan Veterinary Medical Council, Islamabad

4.3(b) Registered Animal Husbandry Graduate With PVMC- 2014

S.No.	RVMP Registration for the year of 2014	Male	Female	B.Sc. (Hons) A.H	M.Sc.	Ph.D	Total
1	January	Nil	Nil	Nil	Nil	Nil	Nil
2	February	NIL	NIL	NIL	NIL	NIL	NIL
3	March	3	NIL	NIL	3	NIL	3
4	April	2	NIL	2	NIL	NIL	2
5	May	1	NIL	NIL	1	NIL	1
6	June	1	NIL	1	NIL	NIL	1
7	July						
8	August						
9	September						
10	October						
11	November						
12	December						
	Total	7	NIL	3	4	NIL	7

Total RAHG Registered since 1st January 2013 to 30th June 2014=07
 Total RAHG Registered since 30th May 2000 30th June 2014= 473

Source:- Pakistan Veterinary Medical Council, Islamabad.

**4.4 Tuberculosis Report (FTI)
(April -June, 2014)**

Provinces/Regions	TB Cases NSS+	CDR SS+**	TB All Types			CDR Total	% Treatment Success Rate* (TSR)
			Male	Female	Total		
Punjab	21090	61.95	27147	27322	54469	67.96	NA
Sindh	7374	53.33	8444	7783	16227	50.71	NA
K.P.K	4148	49.71	2773	2252	5025	59.98	NA
Balochistan	914	29.63	629	932	1561	29.88	NA
F.A.T.A	307	22.04	310	381	691	33.76	NA
Gilgit Baltistan	60	13.42	194	290	484	40.03	NA
AJK	457	30.87	758	811	1569	46.53	NA
ICT	120	32.02	87	115	202	47.66	NA
Pakistan	34470	54.67	40342	39886	80228	60	NA

CDR : Case Deduction Rate

S+ Sputum Smear Positive

* Available One Year Lag

** Based on revised WHO estimates.

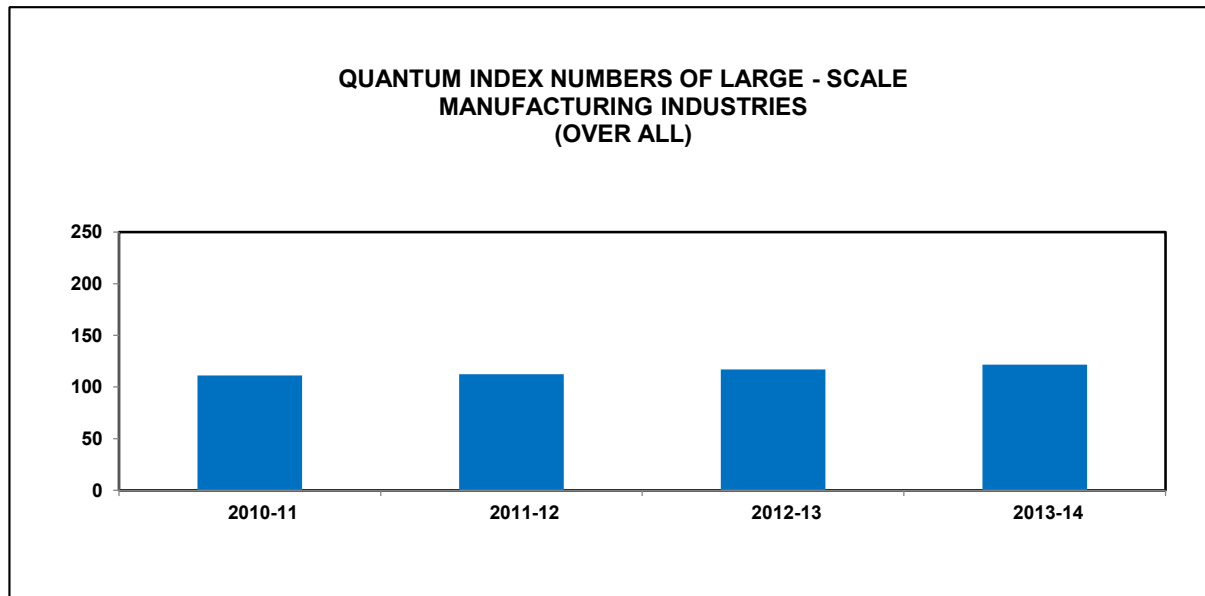
Source: National TB Control Programme NIH, Islamabad.

5. MANUFACTURING

5.1 Quantum Index Numbers of Large-Scale Manufacturing Industries

Year/month	Manufacturing (Over all)	Selected Items						
		Vegetable Ghee	Tea Blended	Cigarettes	Cotton Yarn	Cotton Cloth	Jute Goods	Paper & Board
(2005-06=100)								
2010-11	111.14	94.81	103.43	101.97	115.43	112.89	89.16	95.79
2011-12	112.44	95.76	118.91	96.60	116.03	113.23	90.03	116.64
2012-13	117.04	98.88	141.83	105.05	118.51	113.86	98.39	135.35
2013-14	121.66	102.52	160.93	100.54	120.40	114.64	97.34	150.24
2013 Jun	114.03	105.53	113.34	83.17	120.72	114.21	108.99	138.02
Jul	110.75	104.68	159.60	78.06	119.55	114.45	100.65	164.53
Aug	109.24	97.11	129.50	84.53	120.02	114.85	82.97	153.63
Sep	112.65	98.96	147.45	102.18	119.83	114.58	102.87	159.06
Oct	111.88	97.80	152.91	98.15	120.21	114.71	91.45	168.41
Nov	138.40	105.29	172.19	96.36	119.55	114.05	104.05	153.92
Dec	134.08	101.91	182.11	97.31	120.16	114.32	112.15	128.22
2014 Jan	138.47	105.64	184.55	95.59	120.35	114.98	108.86	104.73
Feb	137.26	105.92	170.89	103.05	119.81	114.18	96.57	134.62
Mar	135.35	105.64	183.64	126.27	121.20	114.85	103.91	152.84
Apr	124.13	100.71	153.53	128.44	121.15	114.45	95.46	159.52
May	118.43	104.44	147.02	134.21	121.57	115.25	87.29	165.69
Jun	115.18	102.09	148.13	62.30	121.43	114.95	81.80	157.26

* = Provisional



5.1 Quantum Index Numbers of Large-Scale Manufacturing Industries

Year/month	Selected Items				
	Cement	Auto Mobile	Fertilizers		
			Nit Fertilizer	Phos Fertilizer	Total
(2005-2006=100)					
2010-11	154.69	103.80	126.93	93.26	96.29
2011-12	159.22	107.31	121.21	93.91	96.37
2012-13	167.29	93.54	133.94	88.40	92.49
2013-14	168.62	91.15	137.52	104.81	107.75
2013 Jun	180.54	109.72	96.39	150.22	101.24
Jul	158.24	84.51	100.73	151.83	105.33
Aug	132.43	84.43	118.12	152.61	121.22
Sep	174.79	88.48	120.03	158.03	123.45
Oct	163.54	91.42	117.30	164.10	121.51
Nov	158.50	83.83	105.93	148.26	109.74
Dec	176.15	85.16	105.78	151.01	109.85
2014 Jan	161.99	96.02	101.55	36.39	95.69
Feb	158.11	90.71	91.81	74.85	90.29
Mar	190.11	104.11	101.32	168.11	107.33
Apr	183.90	96.27	97.74	136.83	101.26
May	178.09	99.76	95.53	159.01	101.25
Jun	188.49	89.15	101.84	149.22	106.10

5.2 Production of Manufacturing Items

Year/month	Vegetable Ghee (i)		Sugar (i)		Tea Blended (ii)	
	No. of reporting factories	Production (Tonnes)	No. of reporting factories	Production (Tonnes)	No. of reporting factories	Production (Tonnes)
(2005-06=100)						
2010-11	87	1091810	78	4168721	5	65782
2011-12	87	1102861	78	4634093	5	75628
2012-13	87	1138754	78	5073501	5	90201
2013-14	87	1180619	78	5582353	5	102352
2013 Jun	87	101272	78	15761	5	6007
Jul	87	100456	78	0	5	8459
Aug	87	93192	78	0	5	6845
Sep	87	94976	78	0	5	7578
Oct	87	93859	78	0	5	7785
Nov	87	101049	78	61050	5	9126
Dec	87	97806	78	1244932	5	9652
2014 Jan	87	101386	78	1495573	5	9781
Feb	87	101649	78	1418391	5	9057
Mar	87	101386	78	904594	5	9733
Apr	87	96650	78	398546	5	8137
May	87	100232	78	27388	5	7792
Jun	87	97978	78	31879	5	7851

Contd.

5.2 Production of Manufacturing Items

Year/month	Beverages (iii) *		Cigarettes (ii)		
	No. of reporting factories	Production (000 litres)	No. of reporting factories	Production (Million Nos.)	
(2005-2006=100)					
2010-11	...	1490983	14	65403	
2011-12	...	1812430	14	61954	
2012-13		2077729	14	67377	
2013-14		2510288	14	64482	
2013	Jun	...	233195	14	4445
	Jul	...	255813	14	4172
	Aug	...	224446	14	4518
	Sep	...	210258	14	5461
	Oct	...	188662	14	5246
	Nov		174745	14	5150
	Dec		110677	14	5201
2014	Jan		126472	14	5109
	Feb		172437	14	5508
	Mar		227109	14	6749
	Apr		233995	14	6865
	May		262614	14	7173
	Jun		252283	14	3330

*** Not available

* In the new base 2005-06 Beverages has been replaced by soft drinks, juices, syrups and squashes and liquors.

Source: (i) Ministry of Industries & Production.
(ii) Provincial Bureaus of Statistics.
(iii) Central Board of Revenue.

Contd.

5.2 Production of Manufacturing Items

Year/ month	No. of reporting factories	Cotton Textiles (Mills sector)												
		Capacity installed			Capacity worked			Spindle hours worked (Mn. No.)	Looms hours worked (Mn.No.)	Rotors hours worked (Mn.No.)	Consump- tion of Raw Cotton (Tonnes)	Total Yarn Produ- ction (Tonnes)	Surplus Yarn (Tonnes)	Total Prod- uction of Cloth(000) (Sq.m)
		No. of Spindles (000)	No. of Looms (000)	No. of Rotors (000)	No. of Spindles (000)	No. of Looms (000)	No. of Rotors (000)							
2007-08	427	11834	8	203	9960	4	124	76400	21	512	3159170	2809383	2700283	1016390
2008-09	369	10514	9	153	9406	4	71	75408	24	485	2638235	2274347	2327217	1019183
2009-10	439	11392	7	195	10632	5	140	6221	2	40	3372364	2880970	2768071	1004587
2010-11	433	11421	7	195	10757	5	143	6903	2	40	3405727	2956972	1006567	1029672
2011-12		10994	7	161	9885		100							
2012 Jan	373	10994	7	161	9963	5	103	6498	2	40	231500	201000	82283	85250
Feb	373	10994	7	161	9925	5	103	6300	2	40	230575	200500	88197	85000
Mar	373	10994	7	161	9887	5	103	6382	2	40	231380	201200	88304	85350
Apr	373	10994	7	161	9906	5	104	6400	2	41	228850	199000	89483	85050
May	373	10994	7	161	9806	5	104	6491	2	41	222080	198000	89766	84500
Jun	373	10994	7	161	9893	5	103	6401	2	40	223070	198200	88626	84200
Jul	373	10994	7	161	9906	5	104	6301	2	42	236841	217900	82358	85520
Aug	373	10994	7	161	9893	5	104	6398	2	41	236640	218263	81553	85500
Sep	373	10994	7	161	9809	5	104	6400	2	40	238548	156904	81600	85600
Oct	373	10994	7	161	9893	5	109	6491	2	41	238290	219111	85590	85750
Nov	373	10994	7	161	9886	5	111	6401	2	40	237899	218935	83431	85500
Dec	373	10995	8	171	9892	5	120	6491	2	41	238456	219669	82792	85458

Contd.

5.2 Production of Manufacturing Items

Year / month	Cotton Cloth (Mills Sector) (Thousand square metres)															Grand Total
	Fine					Medium					Coarse					
	Grey	Bleached	Dyed & Printed	Blended	Total	Grey	Bleached	Dyed & Printed	Blended	Total	Grey	Bleached	Dyed & Printed	Blended	Total	
2007-08	318397	17800	80925	41347	458469	97785	38207	212153	6803	354948	130590	18053	47859	6588	193090	1006507
2008-09	323350	20706	80446	42402	466904	101250	38695	204411	6839	351195	130882	17981	45775	6946	201584	1019683
2009-10	323595	31995	61290	44402	451282	101895	39541	204656	7839	353931	131728	18826	46620	7200	204374	1009587
2010-11	324931	23331	62626	45202	491745	103231	40877	205992	8239	351655	133064	20162	47956	7228	186272	1029672
2011-12	28205	2966	6454	4228	431006	9729	3341	14382	580	343794	19832	822	7292	686	183902	1018702
2012 Jan	--	--	--	--	40810	--	--	--	--	28843	--	--	--	--	15597	85250
Feb	--	--	--	--	40710	--	--	--	--	28768	--	--	--	--	15522	85000
Mar	--	--	--	--	10860	--	--	--	--	28868	--	--	--	--	15622	85350
Apr	--	--	--	--	40760	--	--	--	--	28768	--	--	--	--	15522	85050
May	--	--	--	--	40510	--	--	--	--	28618	--	--	--	--	15372	84500
Jun	28205	2966	6454	4228	41853	9729	3341	14382	580	28032	9916	411	3646	343	14316	84201
Jul	--	--	--	--	40920	--	--	--	--	28923	--	--	--	--	15677	85520
Aug	--	--	--	--	40710	--	--	--	--	28768	--	--	--	--	15522	85000
Sep	--	--	--	--	40895	--	--	--	--	29475	--	--	--	--	12530	85600
Oct	--	--	--	--	40926	--	--	--	--	28985	--	--	--	--	15839	85750
Nov	--	--	--	--	40910	--	--	--	--	28918	--	--	--	--	15672	85500
Dec	--	--	--	--	43110	--	--	--	--	28032	--	--	--	--	14316	85458

Source: Textile Commissioner's Organization.

Contd.

5.2 Production of Manufacturing Items

Year / month	No. of reporting factories	Jute Textiles								Raw Jute consumed (Bales)
		Capacity installed		Capacity worked		Production (Tonnes)				
		No. of Spindles	No. of Looms	No. of Spindles	No. of Looms	Total	Hessian	Sacking	Others	
(2005-2006=100)										
2010-11	10	36076	1851	25327	1044	93174	18218	62630	12326	571874
2011-12	94087	15960	67138	10989	...
2012-13						102820	12748	77188	12884	
2013-14						101722	15142	71339	15241	
2013 Jun	10	36392	1755	23759	974	9492	1261	7066	1165	10218
Jul	10	36392	1755	23479	964	8765	1376	5980	1409	50939
Aug	10	36392	1755	23310	940	7226	1231	5038	957	50939
Sep	10	36392	1765	23730	991	8959	1290	6445	1224	50939
Oct	10	36392	1735	23507	969	7964	1178	5599	1187	47352
Nov		36392	1755	23354	971	9061	1354	6329	1378	21961
Dec		36392	1755	23476	1021	9767	1450	6967	1350	54772
2014 Jan						9482	1467	6644	1371	
Feb						8410	1349	5953	1108	
Mar							1421	6206	1422	
Apr							1047	6077	1189	
May							992	5225	1385	
Jun							987	4876	1261	

Contd.

5.2 Production of Manufacturing Items

Year/month	Paper		Paper Board	
	No. of reporting factories	Production (Tonnes)	No. of reporting factories	Production (Tonnes)
(2005-2006=100)				
2010-11	19	228675	26	206065
2011-12	19	246342	26	283025
2012-13	19	232361	26	381938
2013-14	19	214298	26	467541
2013 Jun	19	21204	26	30997
Jul	19	18409	26	43934
Aug	19	17782	26	40224
Sep	19	19680	26	40608
Oct	19	24219	26	39473
Nov	19	15798	26	42416
Dec	19	15559	26	32933
2014 Jan	19	15079	26	24532
Feb	19	15616	26	35296
Mar	19	18042	26	39764
Apr	19	19918	26	40414
May	19	17600	26	45065
Jun	19	16596	26	42882

Contd.

5.2 Production of Manufacturing Items

Year / month	Chemicals (Tonnes)				
	No. of reporting factories	Soda Ash (i)	Caustic Soda (i)	Sulphuric Acid (ii)	Chlorine Gas (ii)
(2005-2006=100)					
2010-11	12	378048	172031	114773	15157
2011-12	12	370743	179097	100403	15770
2012-13	12	366238	182869	89431	15495
2013-14	12	409148	167465	85773	14902
2013 Jun	12	32625	14765	7120	1388
Jul	12	33532	13434	5874	1410
Aug	12	31817	12557	4836	1320
Sep	12	31895	15771	7622	1350
Oct	12	32890	17952	7050	1243
Nov	12	32182	15324	7223	1256
Dec	12	34394	13758	10286	1202
2014 Jan	12	34048	11554	7153	1080
Feb	12	31205	11352	3555	1287
Mar	12	35034	14068	7868	1291
Apr	12	38225	13995	6362	1302
May	12	40138	15087	6176	1110
Jun	12	33788	13613	6171	1099

Contd.

5.2 Production of Manufacturing Items

Year/month	Chemical Fertilizers (Tonnes) (i)						Paints & Varnishes Solid(iii)		Paints & Varnishes Liquid (iii)	
	No. of reporting factories	Urea	Super Phosphate	Ammonium Nitrate	Nitro Phosphate	DI.Amm. Phosphate	No. of reporting factories	Production (Tonnes)	No. of reporting factories	Production (000 Ltrs.)
(2005-2006=100)										
2010-11	11	4552068	173250	275061	252335	663782	102	25673	169	48924
2011-12	11	4470662	114727	432290	337624	622649	102	23026	169	38371
2012-13	11	4215088	79304	401270	291922	729917	102	28048	169	40528
2013-14	11	4930283	87754	519104	447168	693142	102	36714	169	43908
2013 Jun	11	381652	5790	35437	30656	67768	102	2853	169	4121
Jul	11	401146	3682	34427	29625	69106	102	2373	169	4701
Aug	11	470842	7406	36157	42330	64514	102	2557	169	4166
Sep	11	458528	5940	62549	53909	63715	102	2786	169	3146
Oct	11	447093	10184	56367	55425	63623	102	3137	169	3276
Nov	11	423461	126634	40477	30840	66748	102	2899	169	3258
Dec	11	420412	4487	40345	32682	68824	102	3197	169	3359
2014 Jan	11	399378	3220	40155	33340	3332	102	3066	169	3345
Feb	11	361536	7530	36243	28658	25371	102	2933	169	3324
Mar	11	384791	9283	54016	43333	70699	102	3003	169	3449
Apr	11	382988	8557	45422	28230	60142	102	3805	169	3636
May	11	375283	8805	37416	37673	70514	102	3428	169	4124
Jun	11	404825	6006	35530	31123	66555	102	3485	169	4143

Source: (i) M/o. Industries & Production.
(ii) Provincial Bureau of Statistics.

Contd.

5.2 Production of Manufacturing Items

Year/ Month	No. of Reporting Refineries	Petroleum Products (000 Ltrs.)											
		Jet Fuel	Kerosene	Motor Spirit	High Speed Diesel	Diesel Oil N.O.S.	Furnace Oil	Lubri- cating Oil	Jute Batching Oil	Solvent- Neptha	L.P.G.	Petroleum Products N.O.S.	Total Petroleum Products
(2005-2006=100)													
2010-11	4	1054216	143637.42	1695852	3851414	51700	2566930	221456	3356.1289	1052751	343249.6	289825.51	11274387.25
2011-12	4	890346	156876.98	1687118	3828574	30230	2282991	234177	3525.9463	923630	341610.9	264024.6	10643104.21
2012-13	4	936028.4	179870.54	2056737	4583975	40041	2777820	224823	3489.0781	898671	420457.2	272492.48	12394403.52
2013-14	4	995513.7	175698.77	2171499	5088237	60893	3041178	224608	2788.5811	1008195	380597.4	279583.59	13428792.36
2013 Jun	4	84665	11389	182729	463558	4718	249932	21416	375	90120	33202	26952	1169057
Jul	4	73969	18426	193992	435633	5495	243246	19398	209	77535	35219	23561	1112683
Aug	4	73878	17338	190194	463804	3174	259970	21692	193	84112	34241	21939	1170535
Sep	4	70037	16809	173829	384145	3595	234289	20121	232	78242	28213	25041	1034551
Oct	4	86145	15789	175327	433481	3985	257260	20552	140	75858	30824	21331	1120693
Nov	4	70876	13110	181655	422551	5665	261431	18230	331	60423	34178	23960	1092413
Dec	4	91056	13059	187469	387624	5466	254891	17784	282	70176	31413	24899	1084125
2014 Jan	4	87709	6447	168542	405360	3932	253617	17693	276	86247	31512	17646	1079062
Feb	4	91912	8094	173268	417692	6812	282719	18261	315	90241	29481	18979	1138133
Mar	4	91623	24148	18569	418888	7283	256768	18947	219	90270	33236	22323	1150274
Apr	4	85369	14765	178814	397713	3229	219221	14657	161	80408	33942	23429	1050707
May	4	89272	14103	185150	463937	5423	262438	18825	210	102845	28378	26641	1197222
Jun	4	83665	13610	176693	447409	6833	255248	18448	219	111836	30599	29835	1184394

Source: Oil companies advisory committee (OCAC)

Contd.

5.2 Production of Manufacturing Items

Year/month	Manufacture/Assembly of Automobiles (Nos.) (i)							Bicycles (ii)	
	Cars	Jeeps (4x4)	Light commercial vehicles	Trucks	Buses	Motor Cycles	Tractors	No. of reporting factories	Production (Nos.)

(2005-2006=100)

2010-11	133972	883	19142	2810	490	1638457	70855	5	345272
2011-12	154255	451	20929	2597	568	1649532	48152	5	262096
2012-13	120332	1475	14517	1923	522	1675071	50871		232979
2013-14	116281	1217	17477	2674	559	1728137	34524	5	205448
2013 Jun	12575	248	1609	260	12	142870	5337	5	20633
Jul	9313	123	1241	166	34	140614	1928	5	11267
Aug	9273	81	1509	118	65	133566	1902	5	13045
Sep	8959	80	1485	168	75	146485	2592	5	19505
Oct	9152	92	2047	189	92	140004	3302	5	16194
Nov	8072	87	3191	206	22	141038	3816	5	21094
Dec	7982	61	1121	217	30	138820	4850	5	19224
2014 Jan	10808	123	1429	203	54	156803	1651	5	17692
Feb	10318	71	1504	237	60	143195	1275	5	19080
Mar	11480	112	1628	303	35	156607	3401	5	16436
Apr	10726	79	1349	256	26	138110	4007	5	16018
May	10561	181	1308	253	30	155374	4025	5	18012
Jun	9637	127	1465	358	57	137521	1775	5	17881

5.2 Production of Manufacturing Items

Year/month	Steel Products (Tonnes) (i)					
	Coke	Pig iron	Billets	H.R. sheets/ strips/plates/ coils	C.R. sheets/ strips/plates/ coils	Galvanized sheets
(2005-2006=100)						
2010-11	301701	433104	3913	358597	87946	5440
2011-12	192876	249135	1403	180087	25910	0
2012-13	203359	201489	0	14969	2383	0
2013-14	31924	89433	0	11605	2484	0
2013 Jun	18547	17517	227	15674	1510	0
Jul	13744	15448	501	1615	229	0
Aug	11109	12283	66	18548	0	0
Sep	7071	10560	0	1474	1849	0
Oct	0	5144	0	8069	0	0
Nov	0	3904	0	0	0	0
Dec	0	4027	0	3551	0	0
2014 Jan	0	4240	0	2784	0	0
Feb	0	7755	0	8159	0	0
Mar	0	4800	0	2440	898	0
Apr	0	2176	0	0	0	0
May	0	9420	0	8388	0	0
Jun	0	9676	0	2086	1155	0

Contd.

5.2 Production of Manufacturing Items

Year/month	Cycle Tyres (i)		Cycle Tubes (i)		Motor tyres (ii)		Motor tubes (ii)		Cement (ii)	
	No. of reporting factories	Production (000 Nos.)	No. of reporting factories	Production (000 Nos.)	No. of reporting factories	Production (000 Nos.)	No. of reporting factories	Production (000 Nos.)	No. of reporting factories	Production (000 MT)

(2005-2006=100)

2010-11	9	2879	9	6534	4	9222	4	19108	21	28716
2011-12	9	3431	9	6846	4	7011	4	20338	21	29557
2012-13		3429	9	7746	4	7864	4	20269	21	31055
2013-14		4067	9	8033	4	8770	4	20837	21	31303
2013 Jun	9	296	9	597	4	631	4	1699	21	2793
Jul	9	314	9	610	4	724	4	1725	21	2448
Aug	9	362	9	676	4	626	4	1690	21	2047
Sep	9	314	9	692	4	726	4	1712	21	2704
Oct	9	345	9	669	4	717	4	1717	21	2530
Nov	9	349	9	709	4	765	4	1809	21	2440
Dec	9	338	9	715	4	806	4	1729	21	2711
2014 Jan	9	340	9	668	4	741	4	1736	21	2506
Feb	9	345	9	673	4	739	4	1738	21	2446
Mar	9	338	9	675	4	748	4	1739	21	2941
Apr	9	343	9	655	4	730	4	1738	21	2845
May	9	327	9	679	4	771	4	1763	21	2755
Jun	9	352	9	641	4	715	4	1755	21	2916

Source:(i) Provincial Bureaus' of Statistics.
(ii) M/o. Industries & Production.

Contd.

5.2 Production of Manufacturing Items

Year/month	No. of reporting factories	Electric Bulbs (iii) Production (000 Nos.)	No. of reporting factories	Electric Tubes (iii) Production (000 Metres)
2010-11	6	79610	2	1180
2011-12	6	78981	2	1266
2012-13	6	79743	2	0
2013-14	6	75528	2	0
2013 Jun	6	6773	2	122
Jul	6	6700	2	122
Aug	6	6881	2	0
Sep	6	6657	2	0
Oct	6	7440	2	0
Nov	6	7495	2	0
Dec	6	6670	2	0
2014 Jan	6	5661	2	0
Feb	6	5330	2	0
Mar	6	6053	2	0
Apr	6	5777	2	0
May	6	5254	2	0
Jun	6	5311	2	0

5.2 Production of Manufacturing Items

Year/month	Sewing Machines (ii)		Electric Motors (ii)		Electric Transformers (ii)		T.V. Sets (iii)	
	No. of reporting factories	Production (Nos.)	No. of reporting factories	Production (Nos.)	No. of reporting factories	Production (Nos.)	No. of reporting factories	Production (Nos.)

(2005-2006=100)

2010-11	7	47026	23	10469	10	13691	14	425592
2011-12	7	39603	23	9126	10	23683	14	268801
2012-13	7	32876	23	7539	10	26411	14	462938
2013-14	7	19845	23	9891	10	11363	14	426374
2013 Jun	7	2566	23	459	10	2473	14	8208
Jul	7	1530	23	835	10	1843	14	33778
Aug	7	1699	23	740	10	1329	14	32638
Sep	7	540	23	912	10	529	14	32291
Oct	7	1211	23	945	10	155	14	34706
Nov	7	1718	23	841	10	717	14	35393
Dec	7	1685	23	747	10	822	14	35100
2014 Jan	7	1999	23	781	10	783	14	37597
Feb	7	1869	23	782	10	694	14	36951
Mar	7	1600	23	874	10	772	14	39931
Apr	7	707	23	877	10	1106	14	34491
May	7	2692	23	879	10	1247	14	34997
Jun	7	2595	23	847	10	1366	14	34718

Source: (i) M/o. Industries & Production
(ii) Provincial Bureaus of Statistics
(iii) Pakistan Electronic Manufacturer Association (PEMA)

Contd.

6. MONEY & CREDIT

6.1 Reserve Money

Components	2009-10	2010-11	2011-12	2012-13	2013-14
A. Currency in Circulation	1295385	1501411	1673746	1,939,267	2177873
B. Cash in Tills	87673	104852	110055	110,867	139490
C. Other Deposits with SBP1/	6663	10145	8899	10,523	13147
D. Bank Deposits	289566	349434	396172	475,648	530746
Reserve Money (A+B+C+D)	1679287	1965842	2188872	2,536,305	2861256
Factor affecting Reserve Money (RM)					
A. Government Sector(1+2)	1224942	1222060	1727905	2235863	2432250
1. Budgetary Borrowings	1208651	1200660	1706008	2,212,823	2409794
2. Others	16291	21400	21897	23,040	22456
B. Non-Govt. Sector (1+2+3)	306625	309342	284061	295,111	494563
1. Claims on Scheduled Banks (a+b+c+d+e)	312680	315182	288789	300,649	500041
a. Agriculture Sector	55483	53228	52131	52,278	51923
b. Industrial Sector	42107	41943	42336	41,057	42833
c. Export Sector	185541	190460	164768	177,756	160553
d. Housing Sector	--	--	--	--	--
e. Others	29549	29551	29554	29,557	244731
2. Claims on NBFIs	17628	18075	19187	18,537	18597
3. Special a/c debt Repayment	-23683	-23915	-23915	-24,075	-24075
C. Other Items (Net)	-231152	-179695	-211666	-128,620	-555023
D. Net Domestic Assets (A+B+C)	1300415	1351707	1800300	2,402,354	2371790
E. Net Foreign Assets	378872	614134	388572	133,951	489467
F. Reserve Money (D+E)	1679287	1965841	2188872	2,536,305	2861256

Contd.

6.1 Reserve Money

Components	2013							2014					
	Jun.	Jul.	Aug.	Sep.	Oct.	Nov.	Dec.	Jan.	Feb.	Mar.	Apr.	May	Jun.
A. Currency in Circulation	1938222	2021736	2010648	1984313	2150646	2134640	2086655	2137754	2137141	2116884	2125530	2158947	2177873
B. Cash in Tills	110867	129120	128229	132253	130325	122083	133340	117581	120244	137143	116883	119786	139490
C. Other Deposits with SBP ¹	10523	10663	10769	10750	11052	11433	10866	10600	10661	10726	12839	13623	13147
D. Bank Deposits	475648	442706	402467	453536	455404	475335	493540	478681	480763	472541	466687	439916	530746
Reserve Money (A+B+C+D)	2535260	2604224	2552112	2580852	2747428	2743491	2724402	2744617	2748809	2737295	2721939	2732272	2861256
Factor Affecting Reserve Money (RM)													
A. Government Sector(1+2)	2235950	2636514	2805714	2613783	2818921	2690959	2696919	2667073	2421784	2300997	2189790	2298976	2432250
1. Budgetary Borrowings	2212910	2613442	2784261	2592062	2797466	2669686	2675725	2644162	2398626	2277916	2175773	2276278	2409794
2. Others	23040	23071	21453	21721	21455	21272	21194	22911	23159	23081	23017	22699	22456
B. Non-Govt. Sector (1+2+3)	442794	437420	387636	460145	472033	492666	526057	526883	516695	525673	521265	510926	494563
1. Claims on Scheduled Banks(a+b+c+d+e)	448331	443078	393363	465781	477474	498320	531811	532546	522285	531310	526799	516432	500041
a. Agriculture Sector	52332	52235	52209	52167	52139	52161	52118	52013	52007	51977	51935	51974	51923
b. Industrial Sector	41057	39573	38844	38215	38055	39357	39715	40496	41884	44146	43802	43544	42833
c. Export Sector	177756	174084	125203	160354	172235	191756	201904	201962	190321	181190	177065	166915	160553
d. Housing Sector	-	-	-	-	-	-	-	-	-	-	-	-	-
e. Others	177186	177186	177108	215045	215045	215045	238075	238075	238074	253998	253998	253998	244731
2. Claims on NBFIs	18537	18417	18348	18439	18635	18421	18320	18412	18484	18438	18541	18569	18597
3. Special a/c debt Repayment	-24075	-24075	-24075	-24075	-24075	-24075	-24075	-24075	-24075	-24075	-24075	-24075	-24075
C. Other Items (Net)	-276418	-522828	-687104	-479930	-493663	-326272	-401713	-325965	-163988	-163359	-250992	-507600	-555023
D. Net Domestic Assets (A+B+C)	2402326	2551106	2506246	2593998	2797292	2857353	2821262	2867992	2774492	2663312	2469064	2302303	2371790
E. Net Foreign Assets	132935	53118	45867	-13145	-49863	-113862	-96861	-123375	-25683	73983	252875	429969	489467
F. Reserve Money (D+E)	2535260	2604224	2552112	2580852	2747428	2743491	2724402	2744617	2748809	2737295	2721939	2732272	2861256

Note: 1) Excluding IMP A/c Nos. 1,2 & SAF A/c loan, counterpart funds and deposits of foreign, government, Central Bank, international organizations and deposit money banks
2) Source agency has made some changes in table Monetary Statistics and renamed as Reserve Money
3) P = Provisional

Source: State Bank of Pakistan

7. PRICE

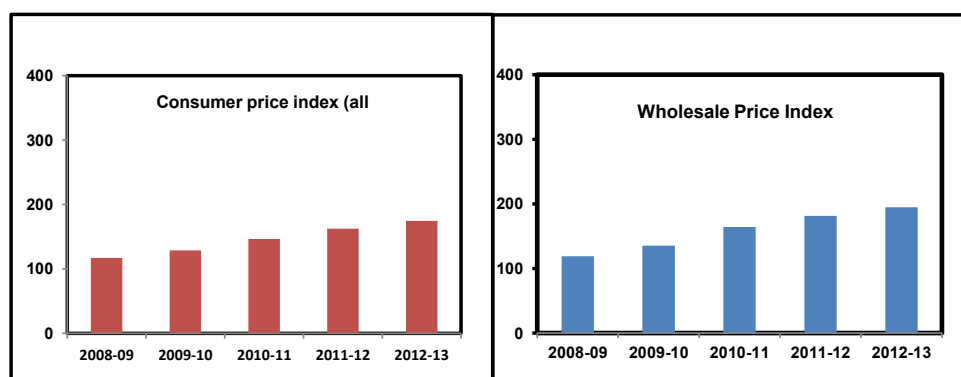
7.1 Price Indices (General) with Percentage Change

Year / month	Consumer price index (all urban)		Wholesale Price Index	
	index	Annual/monthly rate of change (%)	index	Annual/monthly rate of change (%)

(2007-08 = 100)

2008-09	117.03	--	118.93	--
2009-10	128.85	10.10	135.40	13.85
2010-11	146.45	13.66	164.17	21.25
2011-12	162.57	11.01	181.29	10.42
2012-13	174.53	7.36	194.61	7.35
2013 May	178.65	0.51	197.23	-0.43
Jun	179.94	0.72	199.21	1.00
Jul	183.58	2.02	202.49	1.65
Aug	185.71	1.16	207.85	2.65
Sep	185.18	-0.29	209.33	0.71
Oct	188.82	1.97	211.70	1.13
Nov	191.21	1.27	212.22	0.25
Dec	188.68	-1.32	210.11	-0.99
2014 Jan	189.60	0.49	211.23	0.53
Feb	189.00	-0.32	210.94	-0.14
Mar	190.82	0.96	211.66	0.34
Apr	194.06	1.70	211.88	0.10
May	193.55	-0.26	211.71	-0.08

PRICE INDICES (GENERAL)



7.2 Combined Sensitive Price Indicator (SPI) by Quantile

Year/Month	Quantile					
	Q.1	Q.2	Q.3	Q.4	Q.5	Q.6
(2007-08=100)						
2008 - 09	121.14	121.79	123.33	123.29	125.66	123.27
2009 - 10	136.80	138.05	140.26	140.03	142.54	139.84
2010 - 11	159.47	161.21	160.54	166.27	168.82	164.03
2011 - 12	170.77	174.11	173.67	181.09	185.59	178.67
2012 - 13	184.04	190.29	189.05	190.39	190.78	189.61
2013 May	186.57	192.84	191.49	192.79	192.96	191.96
Jun	191.15	197.59	196.33	197.73	197.73	196.75
Jul	195.49	201.80	200.49	201.84	201.59	200.80
Aug	198.48	204.55	203.12	204.34	203.86	203.29
Sep	198.61	204.40	202.80	203.93	203.65	203.05
Oct	200.93	206.51	207.95	209.53	208.61	207.69
Nov	207.40	212.58	215.92	217.42	215.13	214.76
Dec	202.14	207.70	211.31	213.30	212.02	210.78
2014 Jan	199.67	205.44	209.20	211.43	210.68	208.99
Feb	199.49	205.12	208.79	210.92	210.16	208.55
Mar	203.77	209.24	212.77	214.60	213.12	212.08
Apr	203.91	209.58	212.44	214.15	212.68	211.78
May	200.84	207.07	209.95	212.12	211.34	209.80

7.3 Combined Consumer Price Index Numbers by Commodity Groups

Year/month	General	Food & Non-Alcoholic Beverages	Alcoholic Beverages Tobacco	Clothing & Footwear	Housing water, Elec, Gas Fuels	H.hold Equip & Repair, Maintenance	Health	Transport	Communi-cation	Recreation & Culture	Education	Restau & Hotels	Miscellaneous goods & services
(2007-08=100)													
2008-09	117.03	123.50	113.64	111.74	112.01	115.97	108.03	125.15	105.59	114.27	108.15	123.53	117.65
2009-10	128.85	139.10	136.71	119.22	122.14	123.93	114.33	132.79	109.65	127.87	119.39	140.36	133.63
2010-11	146.45	164.61	151.64	133.35	135.27	135.59	123.79	149.01	122.47	134.62	128.17	164.04	152.45
2011-12	162.57	182.77	165.01	153.45	146.17	160.28	137.97	171.39	122.94	145.35	143.83	185.82	181.47
2012-13	174.53	195.05	191.02	175.58	151.34	179.87	156.56	186.43	126.16	169.07	156.69	203.63	199.49
2013 May	178.65	200.01	191.19	183.74	154.54	184.71	160.24	185.52	128.71	176.58	162.17	209.95	202.61
Jun	179.94	202.11	194.66	186.46	154.65	185.82	160.93	187.25	128.73	177.84	163.54	210.64	202.39
Jul	183.58	207.61	217.46	190.42	157.54	187.23	161.45	188.83	129.62	178.48	164.25	213.87	200.91
Aug	185.71	211.91	217.51	192.38	157.59	188.99	162.32	190.63	129.65	181.28	166.03	216.32	204.07
Sep	185.18	208.29	217.85	193.59	157.75	190.99	164.23	194.54	129.66	181.87	166.49	221.68	206.86
Oct	188.82	211.99	218.25	194.51	164.17	192.39	165.15	197.06	129.68	182.19	167.91	223.77	208.36
Nov	191.21	217.89	218.24	196.25	164.33	194.16	165.73	197.04	129.71	182.66	167.91	225.76	209.61
Dec	188.68	209.87	220.96	196.57	164.44	195.84	166.84	197.03	129.79	183.14	168.34	228.16	210.34
2014 Jan	189.60	209.65	221.80	198.27	166.94	196.75	166.85	197.19	129.79	183.35	168.48	231.12	211.23
Feb	189.00	207.34	221.77	199.16	166.96	197.91	167.50		129.82	183.42	168.48	233.32	212.47
Mar	190.82	211.97	221.82	200.29	166.99	198.85	169.93	196.22	129.85	183.72	168.53	235.52	214.42
Apr	194.06	216.45	221.91	202.73	169.46	200.99	170.58	195.61	129.80	187.95	184.84	236.98	213.15
May	193.55	213.57	223.66	205.01	169.51	202.02	172.45	195.03	129.81	188.47	188.73	238.05	215.29

**7.4: Consumer Price Index Numbers by Major Groups
and Selected Commodities
(2007-2008=100)**

Item and Specification	Weight	Index Numbers			% Change in Apr. 2014 over			
		Apr, 14	Mar, 14	Apr, 13	Mar,14	Apr,13		
<i>General</i>	100.0000	194.06	190.82	177.74	+	1.70	+	9.18
<i>Food and non-alcoholic Beverages</i>	34.8343	216.45	211.97	197.62	+	2.11	+	9.53
1 Wheat	0.3477	222.02	238.50	189.08	-	6.91	+	17.42
2 Wheat Flour	4.1648	229.81	235.61	193.86	-	2.46	+	18.54
3 Wheat Product	0.0959	221.65	224.47	187.22	-	1.26	+	18.39
4 Besan	0.1500	171.35	172.71	213.94	-	0.79	-	19.91
5 Rice	1.5821	193.79	194.31	182.84	-	0.27	+	5.99
6 Cereals	0.1563	233.92	233.06	213.49	+	0.37	+	9.57
7 Bakery & Confectionary	1.1550	201.95	201.00	182.03	+	0.47	+	10.94
8 Nimco	0.4574	225.89	224.39	202.35	+	0.67	+	11.63
9 Meat	2.4303	236.36	235.42	221.88	+	0.40	+	6.53
10 Chicken	1.3596	208.71	203.37	167.42	+	2.63	+	24.66
11 Fish	0.2970	220.73	218.54	202.61	+	1.00	+	8.94
12 Milk Fresh	6.6800	236.48	234.51	221.39	+	0.84	+	6.82
13 Milk Products	0.6338	232.27	229.24	212.73	+	1.32	+	9.19
14 Milk Powder	0.1129	213.11	208.19	188.72	+	2.36	+	12.92
15 Eggs	0.4555	179.91	238.24	163.02	-	24.48	+	10.36
16 Mustard Oil	0.0952	157.86	159.32	159.80	-	0.92	-	1.21
17 Cooking Oil	1.7538	162.26	162.30	161.31	-	0.02	+	0.59
18 Vegetable Ghee	2.0714	159.80	160.38	155.79	-	0.36	+	2.57
19 Dry Fruits	0.2543	232.17	232.50	211.97	-	0.14	+	9.53
20 Fresh Fruits	1.8649	234.38	192.09	204.67	+	22.02	+	14.52
21 Pulse Masoor	0.2712	178.68	178.99	147.84	-	0.17	+	20.86
22 Pulse Moong	0.2336	282.59	278.78	218.26	+	1.37	+	29.47
23 Pulse Mash (Washed)	0.2098	194.28	195.09	186.25	-	0.42	+	4.31
24 Pulse Gram	0.2361	169.47	171.73	202.23	-	1.32	-	16.20
25 Gram Whole	0.1616	178.38	178.82	201.43	-	0.25	-	11.44
26 Beans	0.0269	247.85	247.84	218.55	+	0.00	+	13.41
27 Potatoes	0.4889	384.45	270.62	131.30	+	42.06	+	192.8
28 Onion	0.5530	221.58	203.21	317.39	+	9.04	-	30.19
29 Tomatoes	0.4609	144.04	166.63	154.84	-	13.56	-	6.97
30 Fresh Vegetables	1.6232	221.23	192.85	191.46	+	14.72	+	15.55
31 Sugar	1.0445	191.18	192.40	191.97	-	0.63	-	0.41
32 Gur	0.0220	244.04	242.61	220.37	+	0.59	+	10.74
33 Honey	0.0446	279.40	277.48	256.45	+	0.69	+	8.95
34 SweetMeat	0.2483	225.66	224.66	208.42	+	0.45	+	8.27
35 Beverages	1.1990	196.47	189.90	176.35	+	3.46	+	11.41
36 Jam, Tomato Ketchup & Pickles	0.2454	193.00	192.31	182.85	+	0.36	+	5.55
37 Condiments	0.2656	238.59	235.12	215.20	+	1.48	+	10.87
38 Spices	0.5441	219.82	219.45	221.37	+	0.17	-	0.70
39 Tea	0.8377	225.89	227.06	241.26	-	0.52	-	6.37
<i>Alcoholic Beverages, Tobacco</i>	1.4135	221.91	221.82	191.16	+	0.04	+	16.09
40 Cigarettes	1.3906	222.30	222.30	191.31	+	0.00	+	16.20
41 Betel Leaves & Nuts	0.0229	197.90	192.37	182.06	+	2.87	+	8.70
<i>Clothing and footwear</i>	7.5708	202.73	200.29	182.25	+	1.22	+	11.24
42 Cotton Cloth	1.7286	192.48	187.29	172.40	+	2.77	+	11.65
43 Woolen Cloth	0.8759	224.40	223.23	203.59	+	0.52	+	10.22
44 Readymade Garments	0.9739	202.29	199.09	179.98	+	1.61	+	12.40
45 Woolen Readymade Garments	0.3964	218.34	218.34	192.45	+	0.00	+	13.45
46 Hosiery	0.5094	214.77	210.64	192.69	+	1.96	+	11.46
47 Dopatta	0.4412	221.79	218.65	201.18	+	1.44	+	10.24
48 Cleaning and Laundry	0.2110	222.87	222.23	202.08	+	0.29	+	10.29
49 Tailoring	0.8840	242.51	240.93	215.10	+	0.66	+	12.74
50 Footwear	1.5504	163.41	163.18	149.73	+	0.14	+	9.14

Contd.

**7.4: Consumer Price Index Numbers by Major Groups
and Selected Commodities
(2007-2008=100)**

Item and Specification	Weight	Index Numbers			% Change in Apr. 2014 over			
		Apr, 14	Mar, 14	Apr, 13	Mar,14	Apr,13		
<i><u>Housing, water, Elec., Gas and other fuels</u></i>	29.4149	169.46	166.99	154.54	+	1.48	+	9.65
51 House Rent	21.8149	157.05	153.82	144.57	+	2.10	+	8.63
52 Construction Input Items	0.5623	230.86	227.61	208.77	+	1.43	+	10.58
53 Construction Wage Rates	0.3331	196.20	193.88	178.65	+	1.20	+	9.82
54 Water Supply	0.4971	149.92	149.92	138.79	+	0.00	+	8.02
55 Electricity	4.3985	227.44	227.44	196.37	+	0.00	+	15.82
56 Gas	1.5756	143.81	143.81	142.58	+	0.00	+	0.86
57 Kerosene Oil	0.0057	281.05	295.11	273.79	-	4.76	+	2.65
58 Firewood Whole	0.2277	265.60	266.51	247.13	-	0.34	+	7.47
<i><u>Furnishing and household equipment maintenance</u></i>	4.2082	200.99	198.85	183.59	+	1.08	+	9.48
59 Furniture	0.3315	192.83	190.75	174.01	+	1.09	+	10.82
60 Household Textiles	0.6489	197.88	197.21	178.84	+	0.34	+	10.65
61 Household Equipment	0.5936	169.22	167.61	161.13	+	0.96	+	5.02
62 Utensils	0.3212	202.35	200.51	182.00	+	0.92	+	11.18
63 Plastic Products	0.2547	194.12	192.33	179.07	+	0.93	+	8.40
64 Washing Soaps & Detergents	0.7893	218.08	216.51	199.93	+	0.73	+	9.08
65 Sewing Needle & Dr Cell	0.1496	177.41	176.49	153.11	+	0.52	+	15.87
66 Household Servant	1.0432	213.99	210.10	195.10	+	1.85	+	9.68
67 Marriage Hall Charges	0.0762	219.18	213.24	195.33	+	2.79	+	12.21
<i><u>Health</u></i>	2.1868	170.58	169.93	159.34	+	0.38	+	7.05
68 Drugs & Medicines	1.2667	144.47	144.13	140.48	+	0.24	+	2.84
69 Medical Equipments	0.0080	215.08	210.51	203.09	+	2.17	+	5.90
70 Doctor (MBBS) Clinic Fee	0.5904	227.19	226.12	199.07	+	0.47	+	14.13
71 Medical Tests	0.3217	168.40	167.41	159.58	+	0.59	+	5.53
<i><u>Transport</u></i>	7.2023	195.61	196.22	187.70	-	0.31	+	4.21
72 Motor Vehicles	0.6630	160.07	162.83	155.55	-	1.70	+	2.91
73 Motor Vehicle Accessories	0.2439	225.59	223.52	213.27	+	0.93	+	5.78
74 Motor Fuel	3.0269	188.42	190.67	181.16	-	1.18	+	4.01
75 Mechanical Service	0.4552	202.66	201.85	187.08	+	0.40	+	8.33
76 Motor Vehicle Tax	0.1099	153.74	153.74	153.74	+	0.00	+	0.00
77 Transport Services	2.7034	210.19	208.93	202.08	+	0.60	+	4.01
<i><u>Communication</u></i>	3.2198	129.80	129.85	128.64	-	0.04	+	0.90
78 Postal Services	0.0662	215.89	215.89	174.59	+	0.00	+	23.66
79 Communication & Apparatus	3.1536	127.99	128.04	127.67	-	0.04	+	0.25
<i><u>Recreation and culture</u></i>	2.0227	187.95	183.72	175.62	+	2.30	+	7.02
80 Recreation & Culture	0.8634	126.96	126.95	122.39	+	0.01	+	3.73
81 Text Books	0.5706	278.49	267.10	254.82	+	4.26	+	9.29
82 Newspapers	0.1934	175.42	175.42	170.49	+	0.00	+	2.89
83 Stationery	0.3953	196.59	191.42	180.09	+	2.70	+	9.16
<i><u>Education</u></i>	3.9431	184.84	168.53	161.66	+	9.68	+	14.34
84 Education	3.9431	184.84	168.53	161.66	+	9.68	+	14.34
<i><u>Restaurants and hotels</u></i>	1.2286	236.98	235.52	208.62	+	0.62	+	13.59
85 Readymade Food	1.2286	236.98	235.52	208.62	+	0.62	+	13.59
<i><u>Misc. goods and services</u></i>	2.7550	213.15	214.42	202.51	-	0.59	+	5.25
86 Personal Care	1.4935	197.28	196.15	183.31	+	0.58	+	7.62
87 Cosmetics	0.3853	181.15	180.22	151.21	+	0.52	+	19.80
88 Blades	0.0322	182.78	182.56	174.81	+	0.12	+	4.56
89 Personal Equipments	0.8440	257.00	263.58	260.98	-	2.50	-	1.53

**7.4: Consumer Price Index Numbers by Major Groups
and Selected Commodities
(2007-2008=100)**

Item and Specification	Weight	Index Numbers			% Change in May. 2014 over	
		May, 14	Apr., 14	May, 13	Apr.,2014	May, 2013
<i>General</i>	100.0000	193.55	194.06	178.65	-	0.26 + 8.34
<i>Food and non-alcoholic Beverages</i>	34.8343	213.57	216.45	200.01	-	1.33 + 6.78
1 Wheat	0.3477	202.46	222.02	183.40	-	8.81 + 10.39
2 Wheat Flour	4.1648	215.86	229.81	194.69	-	6.07 + 10.87
3 Wheat Product	0.0959	216.64	221.65	184.94	-	2.26 + 17.14
4 Besan	0.1500	174.07	171.35	203.36	+	1.59 - 14.40
5 Rice	1.5821	194.11	193.79	184.12	+	0.17 + 5.43
6 Cereals	0.1563	234.92	233.92	214.75	+	0.43 + 9.39
7 Bakery & Confectionary	1.1550	203.57	201.95	182.58	+	0.80 + 11.50
8 Nimco	0.4574	229.43	225.89	203.68	+	1.57 + 12.64
9 Meat	2.4303	236.99	236.36	222.80	+	0.27 + 6.37
10 Chicken	1.3596	206.39	208.71	171.66	-	1.11 + 20.23
11 Fish	0.2970	221.27	220.73	199.39	+	0.24 + 10.97
12 Milk Fresh	6.6800	239.56	236.48	222.36	+	1.30 + 7.74
13 Milk Products	0.6338	234.87	232.27	213.82	+	1.12 + 9.84
14 Milk Powder	0.1129	216.45	213.11	189.99	+	1.57 + 13.93
15 Eggs	0.4555	164.96	179.91	157.44	-	8.31 + 4.78
16 Mustard Oil	0.0952	157.00	157.86	158.01	-	0.54 - 0.64
17 Cooking Oil	1.7538	162.67	162.26	162.20	+	0.25 + 0.29
18 Vegetable Ghee	2.0714	158.90	159.80	155.64	-	0.56 + 2.09
19 Dry Fruits	0.2543	233.21	232.17	213.78	+	0.45 + 9.09
20 Fresh Fruits	1.8649	237.01	234.38	229.20	+	1.12 + 3.41
21 Pulse Masoor	0.2712	180.78	178.68	151.79	+	1.18 + 19.10
22 Pulse Moong	0.2336	295.25	282.59	219.09	+	4.48 + 34.76
23 Pulse Mash (Washed)	0.2098	202.05	194.28	186.56	+	4.00 + 8.30
24 Pulse Gram	0.2361	168.69	169.47	191.83	-	0.46 - 12.06
25 Gram Whole	0.1616	179.36	178.38	195.02	+	0.55 - 8.03
26 Beans	0.0269	243.91	247.85	217.45	-	1.59 + 12.17
27 Potatoes	0.4774	390.89	384.45	141.92	+	1.68 + 175.43
28 Onion	0.5415	200.43	221.58	279.29	-	9.55 - 28.24
29 Tomatoes	0.4494	72.63	144.04	145.46	-	49.58 - 50.07
30 Fresh Vegetables	1.6577	212.79	221.23	214.19	-	3.82 - 0.65
31 Sugar	1.0445	188.83	191.18	191.51	-	1.23 - 1.40
32 Gur	0.0220	248.63	244.04	230.64	+	1.88 + 7.80
33 Honey	0.0446	282.11	279.40	256.65	+	0.97 + 9.92
34 SweetMeat	0.2483	225.95	225.66	208.64	+	0.13 + 8.30
35 Beverages	1.1990	200.63	196.47	177.89	+	2.12 + 12.78
36 Jam, Tomato Ketchup & Pickles	0.2454	193.93	193.00	184.90	+	0.48 + 4.88
37 Condiments	0.2656	242.66	238.59	216.21	+	1.71 + 12.23
38 Spices	0.5441	221.11	219.82	220.03	+	0.59 + 0.49
39 Tea	0.8377	211.36	225.89	245.66	-	6.43 - 13.96
<i>Alcoholic Beverages, Tobacco</i>	1.4135	223.66	221.91	191.19	+	0.79 + 16.98
40 Cigarettes	1.3906	224.02	222.30	191.31	+	0.77 + 17.10
41 Betel Leaves & Nuts	0.0229	201.93	197.90	183.85	+	2.04 + 9.83
<i>Clothing and footwear</i>	7.5708	205.01	202.73	183.74	+	1.12 + 11.58
42 Cotton Cloth	1.7286	197.56	192.48	174.94	+	2.64 + 12.93
43 Woolen Cloth	0.8759	224.61	224.40	205.17	+	0.09 + 9.48
44 Readymade Garments	0.9739	205.68	202.29	181.43	+	1.68 + 13.37
45 Woolen Readymade Garments	0.3964	218.34	218.34	192.45	+	0.00 + 13.45
46 Hosiery	0.5094	216.85	214.77	193.46	+	0.97 + 12.09
47 Dopatta	0.4412	223.46	221.79	202.98	+	0.75 + 10.09
48 Cleaning and Laundry	0.2110	226.92	222.87	206.24	+	1.82 + 10.03
49 Tailoring	0.8840	245.06	242.51	217.30	+	1.05 + 12.77
50 Footwear	1.5504	163.45	163.41	149.78	+	0.02 + 9.13

Contd.

**7.4: Consumer Price Index Numbers by Major Groups
and Selected Commodities
(2007-2008=100)**

Item and Specification	Weight	Index Numbers			% Change in May. 2014 over			
		May, 14	Apr., 14	May, 13	Apr.,2014	May, 2013		
<u>Housing, water, Elec., Gas and other fuels</u>	29.4149	169.51	169.46	154.54	+	0.03	+	9.69
51 House Rent	21.8149	157.05	157.05	144.57	+	0.00	+	8.63
52 Construction Input Items	0.5623	232.02	230.86	209.12	+	0.50	+	10.95
53 Construction Wage Rates	0.3331	198.08	196.20	179.47	+	0.96	+	10.37
54 Water Supply	0.4971	149.92	149.92	139.65	+	0.00	+	7.35
55 Electricity	4.3985	227.44	227.44	196.37	+	0.00	+	15.82
56 Gas	1.5756	143.81	143.81	142.58	+	0.00	+	0.86
57 Kerosene Oil	0.0057	277.67	281.05	266.68	-	1.20	+	4.12
58 Firewood Whole	0.2277	266.27	265.60	242.88	+	0.25	+	9.63
<u>Furnishing and household equipment maintenance</u>	4.2082	202.02	200.99	184.71	+	0.51	+	9.37
59 Furniture	0.3315	194.15	192.83	174.07	+	0.68	+	11.54
60 Household Textiles	0.6489	198.83	197.88	179.92	+	0.48	+	10.51
61 Household Equipment	0.5936	170.01	169.22	161.74	+	0.47	+	5.11
62 Utensils	0.3212	204.94	202.35	184.02	+	1.28	+	11.37
63 Plastic Products	0.2547	195.15	194.12	180.43	+	0.53	+	8.16
64 Washing Soaps & Detergents	0.7893	219.42	218.08	201.05	+	0.61	+	9.14
65 Sewing Needle & Dr Cell	0.1496	178.69	177.41	163.49	+	0.72	+	9.30
66 Household Servant	1.0432	214.31	213.99	195.10	+	0.15	+	9.85
67 Marriage Hall Charges	0.0762	220.81	219.18	197.82	+	0.74	+	11.62
<u>Health</u>	2.1868	172.45	170.58	160.24	+	1.10	+	7.62
68 Drugs & Medicines	1.2667	145.18	144.47	140.91	+	0.49	+	3.03
69 Medical Equipments	0.0080	217.98	215.08	205.49	+	1.35	+	6.08
70 Doctor (MBBS) Clinic Fee	0.5904	232.41	227.19	201.10	+	2.30	+	15.57
71 Medical Tests	0.3217	168.61	168.40	160.23	+	0.12	+	5.23
<u>Transport</u>	7.2023	195.03	195.61	185.52	-	0.30	+	5.13
72 Motor Vehicles	0.6630	159.77	160.07	156.00	-	0.19	+	2.42
73 Motor Vehicle Accessories	0.2439	226.97	225.59	213.55	+	0.61	+	6.28
74 Motor Fuel	3.0269	186.95	188.42	175.32	-	0.78	+	6.63
75 Mechanical Service	0.4552	204.29	202.66	188.19	+	0.80	+	8.56
76 Motor Vehicle Tax	0.1099	153.74	153.74	153.74	+	0.00	+	0.00
77 Transport Services	2.7034	209.96	210.19	202.50	-	0.11	+	3.68
<u>Communication</u>	3.2198	129.81	129.80	128.71	+	0.01	+	0.85
78 Postal Services	0.0662	215.89	215.89	175.16	+	0.00	+	23.25
79 Communication & Apparatus	3.1536	128.01	127.99	127.73	+	0.02	+	0.22
<u>Recreation and culture</u>	2.0227	188.47	187.95	176.58	+	0.28	+	6.73
80 Recreation & Culture	0.8634	127.00	126.96	122.42	+	0.03	+	3.74
81 Text Books	0.5706	279.73	278.49	256.86	+	0.45	+	8.90
82 Newspapers	0.1934	175.42	175.42	170.49	+	0.00	+	2.89
83 Stationery	0.3953	197.36	196.59	181.96	+	0.39	+	8.46
<u>Education</u>	3.9431	188.73	184.84	162.17	+	2.10	+	16.38
84 Education	3.9431	188.73	184.84	162.17	+	2.10	+	16.38
<u>Restaurants and hotels</u>	1.2286	238.05	236.98	209.95	+	0.45	+	13.38
85 Readymade Food	1.2286	238.05	236.98	209.95	+	0.45	+	13.38
<u>Misc. goods and services</u>	2.7550	215.29	213.15	202.61	+	1.00	+	6.26
86 Personal Care	1.4935	198.96	197.28	185.67	+	0.85	+	7.16
87 Cosmetics	0.3853	181.99	181.15	152.60	+	0.46	+	19.26
88 Blades	0.0322	183.30	182.78	174.81	+	0.28	+	4.86
89 Personal Equipments	0.8440	260.62	257.00	256.47	+	1.41	+	1.62

**7.5 Combined Consumer Price Index Numbers by Quintiles
and Major Commodity Groups
Apr., 2014
(2007-2008=100)**

Income Quintiles	General	Food and non-alcoholic Beverages	Alcoholic Beverages, Tobacco	Clothing and footwear	Housing, water, Elec., Gas and other fuels	Furnishing and household equipment maintenance	Health	Transport	Communication	Recreation and culture	Education	Restaurants and hotels	Misc. goods and services
------------------	---------	----------------------------------	------------------------------	-----------------------	--	--	--------	-----------	---------------	------------------------	-----------	------------------------	--------------------------

All Urban Combined

Aggregate	194.06	216.45	221.91	202.73	169.46	200.99	170.58	195.61	129.80	187.95	184.84	236.98	213.15
Income Quintile 1	196.65	216.69	226.92	200.72	158.55	204.75	164.08	206.98	118.01	201.22	193.46	236.60	209.79
Income Quintile 2	197.83	216.86	226.72	200.88	168.35	203.08	166.48	204.48	118.23	198.98	191.56	237.35	208.90
Income Quintile 3	197.59	216.65	226.06	201.41	171.59	200.80	168.24	203.19	120.29	195.59	187.93	237.11	209.85
Income Quintile 4	196.89	216.51	225.42	202.25	173.53	198.89	170.73	200.55	124.65	190.49	188.01	236.89	210.38
Income Quintile 5	191.22	216.14	216.42	204.22	169.73	201.15	172.93	192.47	135.13	182.02	182.95	236.97	216.27

**7.5 Combined Consumer Price Index Numbers by Quintiles
and Major Commodity Groups
May, 2014
(2007-2008=100)**

Income Quintiles	General	Food and non-alcoholic Beverages	Alcoholic Beverages, Tobacco	Clothing and footwear	Housing, water, Elec., Gas and other fuels	Furnishing and household equipment maintenance	Health	Transport	Communication	Recreation and culture	Education	Restaurants and hotels	Misc. goods and services
------------------	---------	----------------------------------	------------------------------	-----------------------	--	--	--------	-----------	---------------	------------------------	-----------	------------------------	--------------------------

All Urban Combined

Aggregate	193.55	213.57	223.66	205.01	169.51	202.02	172.45	195.03	129.81	188.47	188.73	238.05	215.29
Income Quintile 1	194.91	212.38	229.00	203.01	158.59	205.97	165.72	205.32	118.03	201.92	197.27	237.67	211.58
Income Quintile 2	196.54	213.14	228.75	203.19	168.38	204.31	168.16	203.05	118.25	199.64	195.35	238.44	210.69
Income Quintile 3	196.60	213.30	228.01	203.71	171.63	202.03	169.98	202.22	120.30	196.19	191.67	238.20	211.75
Income Quintile 4	196.23	213.60	227.28	204.54	173.57	200.10	172.54	199.77	124.66	191.05	191.93	237.97	212.32
Income Quintile 5	191.18	214.03	217.93	206.47	169.78	202.09	174.93	192.06	135.14	182.46	186.85	238.04	218.66

**7.6 Combined Consumer Price Index Numbers by Quantile,
Major Commodity Groups for Selected Cities
April, 2014
(2007-2008=100)**

Cities	General	Food and non-alcoholic Beverages	Alcoholic Beverages, Tobacco	Clothing and footwear	Housing, water, Elec., Gas and other fuels	Furnishing and household equipment maintenance	Health	Transport	Communication	Recreation and culture	Education	Restaurants and hotels	Misc. goods and services
--------	---------	----------------------------------	------------------------------	-----------------------	--	--	--------	-----------	---------------	------------------------	-----------	------------------------	--------------------------

Income Quantile 1

Rawalpindi	201.32	218.28	230.59	213.02	172.83	211.90	191.63	227.59	103.89	216.78	246.60	234.29	212.04
Islamabad	206.82	219.33	227.82	210.88	160.79	212.56	193.66	229.47	111.29	303.06	654.24	216.56	215.21
Lahore	186.37	215.26	226.22	192.13	141.12	219.18	169.66	199.73	104.42	213.11	187.00	222.77	216.79
Gujranwala	189.57	208.75	227.76	196.04	156.45	212.00	153.13	190.28	111.41	220.52	157.18	203.94	204.94
Sialkot	184.41	206.44	232.31	163.25	154.85	172.24	137.67	201.92	115.79	301.97	156.24	200.67	191.18
Faisalabad	192.51	212.01	227.53	179.08	165.33	188.72	160.32	205.72	121.80	234.01	146.85	224.50	198.43
Multan	195.19	212.47	216.98	191.47	167.13	200.32	158.22	196.58	134.10	224.33	153.28	237.82	196.90
Sargodha	207.48	215.68	228.51	192.82	198.32	237.97	156.40	238.59	111.66	251.28	143.22	298.78	212.26
Bahawalpur	207.04	213.82	218.63	232.77	189.40	218.21	153.43	193.42	175.75	261.74	208.59	180.00	199.33
Karachi	186.01	212.14	224.95	186.03	142.43	217.61	158.37	162.53	117.30	182.80	154.26	227.34	219.72
Hyderabad	185.40	213.45	222.33	176.08	142.17	181.74	159.99	187.14	112.36	161.99	178.85	198.89	188.26
Sukkur	199.04	217.76	218.50	215.11	152.93	209.51	150.50	173.62	111.22	164.23	220.71	250.78	194.13
Larkana	205.50	212.83	241.01	199.10	194.60	208.12	258.37	183.69	125.04	177.40	139.22	259.23	237.36
Peshawar	203.48	213.32	234.71	233.76	164.31	226.98	186.62	205.50	112.69	259.94	276.03	247.34	252.09
Bannu	204.76	216.79	231.97	179.82	197.35	223.27	148.84	217.02	108.68	220.25	180.66	285.71	203.88
Quetta	193.40	215.12	229.12	170.48	164.79	178.75	155.38	217.07	124.60	176.75	224.14	231.42	195.31
Khuzdar	197.78	213.58	232.38	193.83	163.37	189.98	172.14	215.36	131.00	165.17	178.33	235.33	186.04

Income Quantile 2

Rawalpindi	203.17	219.50	231.38	212.35	176.60	210.49	193.47	235.70	106.02	250.60	255.72	234.68	211.34
Islamabad	203.11	219.51	230.49	217.27	155.91	206.55	182.57	221.17	108.04	227.18	545.99	222.25	207.87
Lahore	185.43	214.57	228.30	191.80	142.42	223.65	165.32	196.36	104.02	212.90	192.50	225.39	212.72
Gujranwala	189.43	209.60	229.49	192.39	158.99	205.39	152.13	189.74	112.28	235.76	146.02	209.68	204.67
Sialkot	183.03	205.31	232.57	167.20	157.34	169.26	141.25	196.74	121.61	329.38	154.79	202.17	175.50
Faisalabad	190.63	210.74	228.04	180.12	167.46	194.41	159.03	200.76	117.51	227.27	137.69	218.95	198.07
Multan	194.38	212.91	216.97	190.84	169.61	196.83	154.74	193.74	128.92	230.59	151.37	232.49	195.00
Sargodha	206.74	214.99	225.99	192.00	201.35	239.26	160.12	224.61	105.15	260.07	150.81	292.24	213.34
Bahawalpur	205.55	212.96	217.32	228.11	190.91	222.79	159.57	183.90	175.12	252.87	184.62	193.67	200.29
Karachi	186.51	213.25	224.10	182.17	146.09	210.07	157.18	165.67	121.15	180.11	160.90	227.18	208.32
Hyderabad	185.01	213.20	221.62	176.47	145.42	183.89	164.42	188.63	113.66	158.51	199.80	193.46	190.35
Sukkur	196.98	215.83	213.31	215.08	156.37	204.35	153.39	176.69	109.08	166.32	216.26	248.05	192.33
Larkana	207.44	214.86	240.03	201.28	197.77	203.81	267.72	187.42	131.36	176.03	140.98	259.69	233.56
Peshawar	202.36	213.38	237.25	235.66	166.49	222.59	180.93	204.01	120.08	239.11	251.18	246.68	250.36
Bannu	201.60	215.10	226.21	178.83	193.88	217.99	149.21	216.21	114.31	206.79	190.94	275.16	208.10
Quetta	192.65	215.46	225.36	170.66	168.28	180.05	156.19	209.41	119.60	178.95	198.18	230.90	193.71
Khuzdar	197.37	213.81	229.12	190.82	156.52	202.01	179.37	213.14	134.07	175.97	173.16	237.23	183.01

Contd.

**7.6 Combined Consumer Price Index Numbers by Quantile,
Major Commodity Groups for Selected Cities
April, 2014
(2007-2008=100)**

Cities	General	Food and non-alcoholic Beverages	Alcoholic Beverages, Tobacco	Clothing and footwear	Housing, water, Elec., Gas and other fuels	Furnishing and household equipment maintenance	Health	Transport	Communication	Recreation and culture	Education	Restaurants and hotels	Misc. goods and services
--------	---------	----------------------------------	------------------------------	-----------------------	--	--	--------	-----------	---------------	------------------------	-----------	------------------------	--------------------------

Income Quantile 3

Rawalpindi	202.37	218.34	227.04	215.39	172.45	207.16	202.56	221.85	110.06	236.54	250.95	235.91	215.06
Islamabad	203.52	220.20	220.57	211.99	149.11	205.48	176.45	218.51	112.85	215.89	704.63	218.08	222.69
Lahore	183.83	214.82	226.90	192.66	132.99	222.86	164.64	195.87	107.06	213.55	183.71	223.68	214.70
Gujranwala	187.20	208.95	228.23	195.83	148.92	201.53	151.33	184.63	116.83	211.52	146.57	204.72	206.06
Sialkot	182.84	205.86	221.01	168.88	150.53	175.49	141.16	191.07	128.70	302.98	149.43	198.58	176.96
Faisalabad	187.87	210.41	225.82	179.61	159.09	194.20	158.78	193.16	119.31	225.53	140.82	214.37	198.50
Multan	192.38	212.32	216.13	189.23	162.81	188.73	156.49	194.54	132.37	221.11	147.73	226.26	193.43
Sargodha	204.94	213.35	224.46	192.64	201.64	238.63	154.42	216.19	110.44	252.35	140.09	299.59	211.98
Bahawalpur	204.79	212.55	222.00	230.66	186.52	226.58	153.60	188.86	175.56	239.21	188.58	197.85	203.50
Karachi	185.72	213.52	224.96	180.59	137.67	204.65	155.40	168.33	123.00	179.04	166.06	229.99	206.51
Hyderabad	182.74	212.68	221.38	177.46	134.19	184.65	163.41	189.63	123.08	161.96	196.46	191.40	194.73
Sukkur	193.87	215.11	213.79	215.96	143.09	205.93	146.39	178.83	110.92	167.53	219.95	245.87	195.01
Larkana	206.56	216.19	233.31	199.19	196.51	201.81	254.45	189.29	132.76	174.56	136.79	256.28	242.55
Peshawar	199.66	212.94	231.09	235.83	158.56	222.96	178.43	205.51	118.45	220.58	260.56	248.48	250.96
Bannu	200.12	216.22	229.25	184.18	188.05	205.44	150.85	200.68	116.77	198.95	174.84	275.25	206.87
Quetta	190.08	214.17	219.44	170.58	163.32	179.85	154.83	201.49	118.98	176.01	211.02	226.16	191.07
Khuzdar	195.16	215.34	225.17	185.80	147.71	201.89	186.50	207.24	136.24	171.47	172.70	237.55	185.47

Income Quantile 4

Rawalpindi	202.93	217.55	224.94	218.06	179.64	209.67	205.73	219.86	111.98	214.55	230.02	239.84	220.56
Islamabad	204.91	219.90	218.67	211.94	155.71	204.81	186.05	220.56	123.06	203.02	624.28	219.32	219.74
Lahore	184.19	214.59	224.94	192.05	146.90	222.50	162.40	193.83	111.74	204.34	182.32	222.27	214.46
Gujranwala	188.37	209.43	223.55	198.00	161.04	191.13	155.99	181.70	122.28	210.10	146.46	203.55	200.15
Sialkot	184.17	205.65	222.57	170.20	165.13	170.34	141.88	190.32	136.17	271.14	148.56	195.81	172.93
Faisalabad	186.82	209.92	224.90	180.08	168.72	195.08	157.31	190.73	122.71	208.71	134.58	215.45	203.15
Multan	193.21	212.61	213.46	190.21	176.74	188.83	152.22	191.07	135.38	210.05	147.38	220.00	198.37
Sargodha	205.39	213.74	221.67	194.55	205.26	243.23	154.95	211.84	116.17	279.41	135.95	298.07	214.66
Bahawalpur	204.03	212.50	216.19	229.42	194.12	220.12	156.34	181.13	175.30	232.04	190.78	188.29	209.20
Karachi	186.46	214.03	224.85	181.38	150.92	206.18	155.12	171.91	127.07	177.17	172.61	231.63	206.21
Hyderabad	184.13	213.34	220.75	177.43	149.19	182.07	164.27	188.67	129.09	161.97	196.14	192.37	198.90
Sukkur	195.45	214.99	207.53	216.14	159.95	205.71	149.87	180.92	117.64	165.13	220.53	243.54	201.60
Larkana	208.72	219.57	218.15	198.62	202.85	200.42	266.11	184.67	140.18	173.07	141.45	257.74	248.17
Peshawar	200.23	213.34	227.05	234.94	169.67	212.11	189.17	194.35	123.94	223.56	248.77	246.87	250.11
Bannu	201.13	217.83	231.30	186.73	188.54	215.13	144.68	213.25	117.42	191.03	171.89	277.44	213.81
Quetta	190.65	212.88	216.44	174.54	171.21	178.26	153.64	204.08	121.79	172.30	221.26	225.86	191.09
Khuzdar	197.61	216.33	229.39	187.38	164.44	207.70	185.46	205.79	139.02	172.23	171.27	232.69	203.27

Contd.

**7.6 Combined Consumer Price Index Numbers by Quantile,
Major Commodity Groups for Selected Cities
April, 2014
(2007-2008=100)**

Cities	General	Food and non-alcoholic Beverages	Alcoholic Beverages, Tobacco	Clothing and footwear	Housing, water, Elec., Gas and other fuels	Furnishing and household equipment maintenance	Health	Transport	Communication	Recreation and culture	Education	Restaurants and hotels	Misc. goods and services
--------	---------	----------------------------------	------------------------------	-----------------------	--	--	--------	-----------	---------------	------------------------	-----------	------------------------	--------------------------

Income Quantile 5

Rawalpindi	201.79	219.49	211.59	218.40	180.33	203.98	196.17	209.60	124.69	199.25	235.59	235.36	247.79
Islamabad	195.03	219.98	206.72	213.52	153.55	201.32	187.80	204.40	127.70	197.73	375.49	220.38	240.25
Lahore	180.93	216.19	208.64	194.52	146.57	219.02	163.45	190.11	124.98	197.19	175.78	227.54	222.45
Gujranwala	184.85	210.98	213.33	200.35	160.96	176.78	153.40	178.50	133.76	191.12	142.62	204.34	211.50
Sialkot	181.39	206.37	209.98	173.13	163.82	169.84	147.40	191.25	137.99	248.10	144.60	198.33	181.25
Faisalabad	184.31	210.06	212.65	179.38	168.35	204.92	152.31	190.14	129.64	199.79	153.18	210.12	212.98
Multan	189.21	214.14	196.76	189.58	176.62	183.02	150.76	191.73	138.37	204.12	145.33	220.97	203.61
Sargodha	207.13	212.94	223.60	203.17	203.13	308.51	150.99	207.98	125.15	239.41	134.14	303.28	230.23
Bahawalpur	202.24	214.06	200.16	229.93	194.60	222.99	150.92	177.69	174.78	227.86	193.04	184.22	220.22
Karachi	183.45	214.39	217.04	184.91	149.23	230.55	156.11	182.62	138.34	169.92	175.97	234.78	213.07
Hyderabad	181.77	214.69	210.89	179.27	149.97	166.25	163.34	187.55	137.96	156.48	193.13	193.03	215.70
Sukkur	193.13	214.72	197.33	216.87	160.72	198.56	145.19	183.54	128.56	165.65	248.50	242.23	208.96
Larkana	205.88	218.61	210.21	198.98	203.68	196.11	277.99	181.30	143.87	164.59	168.02	256.50	243.71
Peshawar	195.81	214.30	212.25	232.24	167.60	194.42	172.41	198.65	129.50	186.18	245.01	244.46	248.12
Bannu	197.52	215.49	231.82	179.63	187.92	189.87	145.88	180.72	120.39	197.23	203.02	291.86	232.53
Quetta	189.74	213.01	199.35	174.87	173.68	165.12	149.91	199.97	129.25	169.68	222.11	230.12	198.83
Khuzdar	194.37	211.22	203.70	193.18	157.05	206.65	173.56	199.04	146.68	177.29	165.88	241.81	242.33

Aggregate

Rawalpindi	201.63	218.85	218.94	217.68	178.05	205.17	198.57	212.42	120.52	207.38	235.88	236.29	238.59
Islamabad	195.42	219.97	209.53	213.38	152.11	201.63	187.12	205.24	126.97	199.59	388.26	220.34	238.17
Lahore	182.21	215.34	219.60	193.27	144.03	220.09	163.70	191.75	118.51	203.20	178.64	225.81	218.45
Gujranwala	187.23	209.73	222.73	197.25	159.17	188.63	153.79	181.15	124.93	207.45	145.44	204.61	206.37
Sialkot	182.38	205.95	220.16	170.37	160.91	170.81	143.61	191.38	134.92	271.31	147.44	198.10	178.16
Faisalabad	187.35	210.50	223.53	179.68	167.15	200.02	156.71	192.14	124.79	214.22	145.60	215.20	204.60
Multan	191.37	213.13	210.47	189.99	172.89	186.50	153.01	192.15	136.15	211.28	146.49	223.18	199.56
Sargodha	206.06	213.91	224.19	195.23	202.63	266.29	154.93	212.95	116.89	256.47	138.35	299.55	218.21
Bahawalpur	204.09	213.34	214.28	230.16	192.21	222.39	153.71	180.77	175.06	237.85	192.43	186.35	209.55
Karachi	183.81	214.03	220.85	183.36	146.21	224.37	155.87	179.26	134.12	173.31	174.27	233.11	210.75
Hyderabad	183.20	213.56	218.76	177.79	146.86	174.36	163.45	188.17	130.43	159.39	194.31	192.81	204.44
Sukkur	195.10	215.45	208.09	215.96	156.92	203.75	148.94	180.80	118.83	165.86	230.10	245.09	200.28
Larkana	207.05	216.30	230.30	199.46	200.04	201.60	265.26	184.70	135.77	173.04	150.71	257.83	241.48
Peshawar	198.52	213.59	228.13	233.96	166.58	204.49	177.87	199.19	125.68	208.15	247.39	246.00	249.45
Bannu	200.80	216.46	229.88	182.64	190.70	207.30	147.55	199.44	116.82	199.05	185.34	281.18	217.93
Quetta	190.74	213.76	211.37	173.02	170.65	174.05	153.10	202.18	123.95	173.32	217.59	228.20	194.28
Khuzdar	197.06	214.29	226.87	190.24	161.25	200.70	179.82	209.02	136.04	172.00	172.28	236.24	198.16

**7.6 Combined Consumer Price Index Numbers by Quantile,
Major Commodity Groups for Selected Cities
May, 2014
(2007-2008=100)**

Cities	General	Food and non-alcoholic Beverages	Alcoholic Beverages, Tobacco	Clothing and footwear	Housing, water, Elec., Gas and other fuels	Furnishing and household equipment maintenance	Health	Transport	Communication	Recreation and culture	Education	Restaurants and hotels	Misc. goods and services
Income Quintile 1													
Rawalpindi	200.59	216.60	238.93	213.02	172.83	214.45	191.63	224.51	103.89	216.78	246.60	234.29	213.10
Islamabad	206.27	217.77	234.64	210.88	160.76	216.08	193.66	225.18	111.29	303.06	654.24	216.56	216.21
Lahore	184.82	209.77	226.22	192.13	141.12	220.35	172.42	203.41	104.42	213.11	187.24	222.77	244.00
Gujranwala	186.85	202.17	227.76	201.74	156.46	212.57	153.13	185.36	111.41	220.52	157.33	203.94	205.94
Sialkot	181.49	200.24	232.31	163.25	154.85	173.32	137.67	199.94	115.79	301.97	156.66	201.55	190.15
Faisalabad	190.78	206.63	227.46	185.94	165.37	190.27	160.32	203.32	121.80	234.01	146.85	258.87	200.02
Multan	190.79	203.48	216.98	191.66	167.13	201.30	158.22	195.76	134.10	224.53	153.40	237.82	198.40
Sargodha	203.23	207.33	228.51	194.49	198.32	240.37	157.78	237.10	111.66	251.29	143.22	298.78	211.74
Bahawalpur	202.61	203.92	231.60	236.43	189.39	218.21	153.43	188.33	175.75	261.74	208.59	180.00	201.06
Karachi	185.66	209.77	228.31	192.14	142.44	217.89	158.37	162.24	117.30	182.80	158.88	227.34	220.32
Hyderabad	183.65	209.23	222.33	177.35	142.17	183.41	159.99	187.08	112.36	161.99	198.01	198.89	188.18
Sukkur	198.70	217.12	218.50	215.11	152.92	209.61	150.50	173.51	111.22	164.23	220.71	250.78	194.12
Larkana	205.50	212.20	241.01	201.06	194.60	209.17	258.37	183.59	125.04	177.40	159.37	259.23	239.68
Peshawar	199.51	205.38	234.71	235.05	164.31	229.55	186.86	204.80	112.69	259.93	277.77	248.12	254.57
Bannu	201.40	210.84	244.48	182.27	197.33	224.66	151.29	182.51	108.68	231.00	186.92	287.57	204.04
Quetta	190.22	208.03	229.12	171.60	164.79	179.74	163.37	217.02	124.60	176.75	243.72	235.73	195.40
Khuzdar	199.43	216.60	232.38	193.83	163.48	190.25	172.14	215.09	131.00	165.17	178.33	235.33	186.04
Income Quintile 2													
Rawalpindi	202.77	218.33	238.45	212.35	176.62	213.01	193.47	233.66	106.02	250.60	255.72	234.68	212.45
Islamabad	202.38	217.62	239.30	217.27	155.90	209.83	182.57	216.06	108.04	227.18	545.99	222.25	208.72
Lahore	184.22	209.74	228.30	191.80	142.42	224.60	168.42	198.68	104.02	212.90	192.75	225.39	238.24
Gujranwala	186.87	202.99	229.49	198.26	159.05	206.11	152.13	187.04	112.28	235.76	146.52	209.68	205.76
Sialkot	180.42	199.47	232.57	167.20	157.33	170.65	141.25	195.61	121.61	329.38	155.33	202.46	175.79
Faisalabad	189.35	206.30	227.99	186.75	167.49	196.07	159.03	197.17	117.51	227.27	137.69	248.05	199.83
Multan	190.79	205.08	216.97	191.05	169.61	197.84	154.74	192.69	128.92	230.82	151.49	232.49	196.61
Sargodha	203.01	207.29	225.99	193.59	201.35	241.64	161.32	220.86	105.15	260.11	150.81	292.24	213.28
Bahawalpur	202.45	205.44	230.58	231.32	190.91	222.85	159.57	182.30	175.12	252.88	184.62	193.67	201.52
Karachi	186.29	211.07	226.94	188.47	146.12	210.37	157.18	165.53	121.15	180.11	164.65	227.18	209.35
Hyderabad	183.68	209.26	221.62	177.82	145.42	185.72	164.42	188.52	113.66	158.51	226.74	193.46	190.24
Sukkur	196.72	215.31	213.90	215.08	156.36	204.57	153.39	176.56	109.08	166.32	216.26	248.05	192.25
Larkana	208.37	215.73	240.03	203.20	197.81	205.02	267.72	187.37	131.36	176.03	161.21	259.69	236.36
Peshawar	199.03	205.98	237.25	237.23	166.50	225.86	181.34	203.05	120.08	239.05	253.56	247.24	252.88
Bannu	198.66	210.09	238.27	181.13	193.86	219.06	151.43	180.36	114.31	217.38	202.32	277.78	208.31
Quetta	190.41	209.10	225.36	172.04	168.27	181.03	164.09	208.33	119.60	178.95	219.37	235.24	194.20
Khuzdar	199.20	217.30	229.12	190.82	156.66	202.45	179.37	212.70	134.07	175.97	173.16	237.23	183.01

Contd.

**7.6 Combined Consumer Price Index Numbers by Quantile,
Major Commodity Groups for Selected Cities
May, 2014
(2007-2008=100)**

Cities	General	Food and non-alcoholic Beverages	Alcoholic Beverages, Tobacco	Clothing and footwear	Housing, water, Elec., Gas and other fuels	Furnishing and household equipment maintenance	Health	Transport	Communication	Recreation and culture	Education	Restaurants and hotels	Misc. goods and services
--------	---------	----------------------------------	------------------------------	-----------------------	--	--	--------	-----------	---------------	------------------------	-----------	------------------------	--------------------------

Income Quintile 3

Rawalpindi	201.80	216.73	234.45	215.39	172.48	209.46	202.56	219.60	110.06	236.54	250.95	235.91	216.05
Islamabad	202.81	218.32	227.73	211.99	149.10	208.46	176.45	215.16	112.85	215.89	704.63	218.08	223.28
Lahore	182.81	209.94	226.90	192.66	132.99	223.72	167.74	200.70	107.06	213.55	183.93	223.68	239.87
Gujranwala	184.87	203.05	228.23	201.86	148.99	202.18	151.33	182.43	116.83	211.52	146.90	204.72	206.20
Sialkot	180.17	200.12	221.01	168.88	150.52	176.87	141.16	189.75	128.70	302.98	149.85	198.92	177.15
Faisalabad	186.83	206.32	225.44	186.50	159.15	195.88	158.78	191.51	119.31	225.53	140.82	236.88	200.28
Multan	189.26	205.41	216.13	189.44	162.82	190.25	156.49	193.67	132.37	221.30	147.83	226.26	195.54
Sargodha	201.26	205.65	224.46	194.28	201.65	241.16	156.04	211.32	110.44	252.40	140.09	299.59	211.89
Bahawalpur	201.88	205.18	236.02	234.07	186.51	226.67	153.60	185.79	175.56	239.25	188.58	197.85	204.13
Karachi	185.54	211.36	228.05	186.40	137.72	205.09	155.40	168.19	123.00	179.04	170.09	229.99	207.70
Hyderabad	181.61	208.95	221.38	178.90	134.19	186.76	163.41	189.46	123.08	161.96	222.19	191.40	194.28
Sukkur	193.87	215.16	215.09	215.96	143.09	206.33	146.39	178.49	110.92	167.53	219.95	245.87	193.73
Larkana	207.47	216.82	233.31	200.87	196.54	202.87	254.45	188.71	132.76	174.56	156.77	256.28	246.89
Peshawar	196.67	205.39	231.09	237.37	158.58	225.85	178.80	204.64	118.45	220.57	266.39	249.11	253.55
Bannu	197.60	211.31	242.62	186.88	187.89	206.68	153.58	175.82	116.77	207.50	192.54	277.71	207.11
Quetta	188.37	208.45	219.44	171.91	163.32	180.87	164.73	200.54	118.98	176.01	232.66	229.31	191.45
Khuzdar	196.45	217.86	225.17	185.80	147.95	202.58	186.50	207.02	136.24	171.47	172.70	237.55	185.47

Income Quintile 4

Rawalpindi	202.27	215.51	232.69	218.06	179.67	212.28	205.73	217.91	111.98	214.55	230.02	239.84	221.11
Islamabad	204.34	218.24	225.25	211.94	155.70	207.77	186.05	216.60	123.06	203.02	624.28	219.32	220.08
Lahore	183.38	210.10	224.94	192.05	146.90	223.27	165.69	196.09	111.74	204.34	182.53	222.27	237.95
Gujranwala	186.24	203.44	223.55	204.09	161.14	191.70	155.99	180.45	122.28	210.10	147.11	203.55	200.56
Sialkot	181.99	200.48	222.57	170.20	165.07	171.66	141.88	189.06	136.17	271.14	149.27	196.78	173.46
Faisalabad	186.32	206.81	224.82	186.76	168.80	196.35	157.31	189.08	122.71	208.71	134.58	238.80	204.52
Multan	190.83	206.67	213.46	190.45	176.74	190.50	152.22	190.17	135.38	210.26	147.48	220.00	199.57
Sargodha	202.21	206.70	221.67	196.11	205.27	245.80	156.65	206.27	116.17	279.45	135.95	298.07	214.07
Bahawalpur	202.05	206.40	230.86	232.55	194.12	220.44	156.34	180.42	175.30	232.09	190.78	188.29	208.85
Karachi	186.30	211.85	227.94	186.82	150.98	206.69	155.12	171.72	127.07	177.17	174.96	231.63	207.57
Hyderabad	183.21	209.69	220.75	178.97	149.20	184.33	164.27	188.37	129.09	161.97	221.17	192.37	198.04
Sukkur	196.37	217.22	207.55	216.14	159.94	206.09	149.87	180.44	117.64	165.13	220.53	243.54	199.59
Larkana	210.31	220.77	218.15	200.08	202.90	201.71	266.11	184.45	140.18	173.07	176.69	257.74	253.88
Peshawar	198.09	206.92	227.05	236.38	169.70	214.52	189.42	193.89	123.94	223.49	252.27	247.54	252.41
Bannu	199.23	213.17	249.03	189.89	188.49	216.64	150.10	178.30	117.42	196.71	197.35	278.69	213.92
Quetta	189.27	207.41	216.44	175.93	171.21	179.08	164.05	202.85	121.79	172.30	241.74	228.83	191.05
Khuzdar	198.67	218.36	229.39	187.38	164.82	208.93	185.46	205.58	139.02	172.23	171.27	232.69	203.27

Contd.

**7.6 Combined Consumer Price Index Numbers by Quantile,
Major Commodity Groups for Selected Cities
May, 2014
(2007-2008=100)**

Cities	General	Food and non-alcoholic Beverages	Alcoholic Beverages, Tobacco	Clothing and footwear	Housing, water, Elec., Gas and other fuels	Furnishing and household equipment maintenance	Health	Transport	Communication	Recreation and culture	Education	Restaurants and hotels	Misc. goods and services
Income Quintile 5													
Rawalpindi	201.29	217.24	218.81	218.40	180.38	206.21	196.17	208.61	124.69	199.25	235.59	235.36	247.37
Islamabad	194.78	218.39	213.16	213.52	153.60	203.29	187.80	203.69	127.70	197.73	375.49	220.38	239.20
Lahore	180.36	212.02	208.64	194.52	146.57	219.34	166.13	190.72	124.98	197.19	175.98	227.54	240.19
Gujranwala	183.29	205.31	213.33	206.43	161.33	177.16	153.40	177.44	133.76	191.12	143.38	204.34	209.27
Sialkot	179.52	201.13	209.98	173.13	163.79	170.77	147.40	190.14	137.99	248.10	145.41	199.34	180.73
Faisalabad	184.26	207.97	212.65	186.23	168.47	205.58	152.31	189.15	129.64	199.79	153.18	224.79	213.06
Multan	187.64	209.37	196.76	189.77	176.63	184.46	150.76	189.80	138.37	204.15	145.42	220.97	202.49
Sargodha	205.19	207.55	223.60	204.76	203.15	310.98	153.00	205.14	125.15	239.47	134.14	303.28	227.98
Bahawalpur	201.03	209.21	203.43	233.10	194.59	223.28	150.92	176.87	174.78	228.07	193.04	184.22	217.77
Karachi	183.62	212.52	219.39	189.83	149.31	231.32	156.11	182.40	138.34	169.92	180.12	234.78	214.68
Hyderabad	181.26	211.03	210.89	181.02	149.97	167.88	163.34	187.34	137.96	156.48	215.49	193.03	212.76
Sukkur	194.22	217.96	197.77	216.87	160.68	199.01	145.19	183.06	128.56	165.65	248.50	242.23	205.68
Larkana	209.24	220.86	210.21	200.40	203.76	197.33	277.99	181.39	143.87	164.59	231.17	256.50	247.77
Peshawar	195.56	209.40	212.25	233.39	167.62	196.54	173.16	197.57	129.50	186.14	256.73	245.03	249.68
Bannu	195.37	211.32	235.44	182.13	187.73	190.76	148.55	165.41	120.39	202.00	208.18	294.21	232.09
Quetta	188.81	207.87	199.35	176.45	173.68	165.64	158.57	198.88	129.25	169.68	242.79	234.93	198.11
Khuzdar	195.61	214.23	203.70	193.18	157.36	207.36	173.56	198.76	146.68	177.29	165.88	241.81	242.33
Aggregate													
Rawalpindi	201.09	216.79	226.36	217.68	178.09	207.46	198.57	211.18	120.52	207.38	235.88	236.29	238.53
Islamabad	195.13	218.36	216.09	213.38	152.15	203.68	187.12	204.36	126.97	199.59	388.26	220.34	237.27
Lahore	181.44	210.84	219.60	193.27	144.03	220.56	166.64	193.20	118.51	203.20	178.84	225.81	239.57
Gujranwala	185.17	203.70	222.73	203.26	159.35	189.14	153.79	179.68	124.93	207.45	146.05	204.61	205.91
Sialkot	180.19	200.53	220.16	170.37	160.88	171.95	143.61	190.20	134.92	271.31	148.14	198.95	178.10
Faisalabad	186.66	206.88	223.41	186.46	167.23	201.05	156.71	190.65	124.79	214.22	145.60	237.78	205.66
Multan	188.95	206.83	210.47	190.19	172.90	187.94	153.01	190.57	136.15	211.40	146.59	223.18	199.89
Sargodha	202.92	206.78	224.19	196.84	202.64	268.77	156.56	208.89	116.89	256.51	138.35	299.55	217.34
Bahawalpur	201.71	206.28	225.30	233.45	192.20	222.62	153.71	179.43	175.06	237.96	192.43	186.35	209.14
Karachi	183.85	212.00	223.55	188.64	146.28	225.07	155.87	179.05	134.12	173.31	178.12	233.11	212.21
Hyderabad	182.27	209.79	218.76	179.33	146.86	176.20	163.45	187.95	130.43	159.39	218.01	192.81	202.82
Sukkur	195.56	216.59	208.56	215.96	156.90	204.10	148.94	180.40	118.83	165.86	230.10	245.09	198.53
Larkana	208.38	217.08	230.30	201.15	200.08	202.78	265.26	184.55	135.77	173.04	191.51	257.83	245.48
Peshawar	196.83	207.08	228.13	235.30	166.60	206.87	178.41	198.20	125.68	208.10	257.03	246.61	251.48
Bannu	198.37	211.53	243.01	185.32	190.61	208.50	151.02	173.74	116.82	206.13	199.56	283.10	217.87
Quetta	189.23	208.07	211.37	174.44	170.65	174.82	162.34	201.10	123.95	173.32	238.43	232.03	194.17
Khuzdar	198.53	217.17	226.87	190.24	161.47	201.34	179.82	208.73	136.04	172.00	172.28	236.24	198.16

**7.7 Combined Consumer Price Index Numbers by Income Groups/City
and Commodity Groups for all Centers Covered in CPI
April, 2014
(2007-2008=100)**

Cities	General	Food and non-alcoholic Beverages	Alcoholic Beverages, Tobacco	Clothing and footwear	Housing, water, Elec., Gas and other fuels	Furnishing and household equipment maintenance	Health	Transport	Communication	Recreation and culture	Education	Restaurants and hotels	Misc. goods and services		
Rawalpindi	01	201.63	218.85	218.94	217.68	178.05	205.17	198.57	212.42	120.52	207.38	235.88	236.29	238.59	01
Islamabad	02	195.42	219.97	209.53	213.38	152.11	201.63	187.12	205.24	126.97	199.59	388.26	220.34	238.17	02
Attock	03	191.14	214.98	215.16	204.39	149.91	198.74	159.69	193.85	118.63	187.90	193.89	240.72	262.20	03
Jhelum	04	194.22	214.00	224.02	214.15	159.61	202.53	160.78	209.08	125.61	215.75	282.78	213.40	197.80	04
Lahore	05	182.21	215.34	219.60	193.27	144.03	220.09	163.70	191.75	118.51	203.20	178.64	225.81	218.45	05
Sahiwal	06	214.20	228.92	220.69	243.48	195.63	210.86	171.70	199.62	135.83	212.14	256.67	273.17	224.61	06
Gujranwala	07	187.23	209.73	222.73	197.25	159.17	188.63	153.79	181.15	124.93	207.45	145.44	204.61	206.37	07
Wazirabad	08	195.22	215.70	228.99	195.04	174.02	192.10	145.34	190.38	128.18	215.15	145.18	198.99	203.11	08
Sialkot	09	182.38	205.95	220.16	170.37	160.91	170.81	143.61	191.38	134.92	271.31	147.44	198.10	178.16	09
Faisalabad	10	187.35	210.50	223.53	179.68	167.15	200.02	156.71	192.14	124.79	214.22	145.60	215.20	204.60	10
Jhang	11	205.47	208.91	221.98	256.21	192.65	195.66	224.08	198.44	133.43	216.91	161.32	233.22	200.72	11
Multan	12	191.37	213.13	210.47	189.99	172.89	186.50	153.01	192.15	136.15	211.28	146.49	223.18	199.56	12
Muzaffargarh	13	200.69	224.37	212.19	213.85	165.87	192.56	163.11	188.97	140.48	220.92	162.90	255.97	197.26	13
D. G. Khan	14	204.34	226.04	219.64	194.07	202.72	198.75	149.67	185.23	122.18	195.33	102.06	221.34	172.71	14
Vehari	15	191.13	211.58	221.30	173.06	170.42	193.36	124.67	195.19	131.70	210.68	167.27	217.17	206.94	15
Sargodha	16	206.06	213.91	224.19	195.23	202.63	266.29	154.93	212.95	116.89	256.47	138.35	299.55	218.21	16
Mianwali	17	213.57	229.79	228.76	187.06	218.14	202.00	156.74	197.14	108.19	256.98	137.84	217.91	234.13	17
Bahawalpur	18	204.09	213.34	214.28	230.16	192.21	222.39	153.71	180.77	175.06	237.85	192.43	186.35	209.55	18
Bahawalnagar	19	202.82	215.38	218.99	233.00	191.11	237.91	151.98	195.17	124.47	224.05	198.37	313.80	139.85	19
R. Y. Khan	20	202.75	225.84	221.33	246.98	168.58	208.44	145.27	186.00	125.99	213.53	196.16	272.47	213.25	20
Karachi	21	183.81	214.03	220.85	183.36	146.21	224.37	155.87	179.26	134.12	173.31	174.27	233.11	210.75	21
Hyderabad	22	183.20	213.56	218.76	177.79	146.86	174.36	163.45	188.17	130.43	159.39	194.31	192.81	204.44	22
Nawabshah	23	216.11	219.79	214.58	234.14	179.97	225.66	221.92	191.69	135.40	159.06	438.08	277.75	377.52	23
Mirpukhas	24	196.17	214.88	226.84	174.70	176.16	179.84	161.71	196.78	114.67	154.49	231.11	282.58	221.90	24
Mithi	25	207.93	213.14	228.76	181.41	220.88	178.75	153.41	195.10	112.59	132.28	279.07	288.05	251.23	25
Sukkur	26	195.10	215.45	208.09	215.96	156.92	203.75	148.94	180.80	118.83	165.86	230.10	245.09	200.28	26
Larkana	27	207.05	216.30	230.30	199.46	200.04	201.60	265.26	184.70	135.77	173.04	150.71	257.83	241.48	27
Dadu	28	200.02	223.28	224.06	206.68	166.41	204.11	148.02	196.73	119.98	161.63	247.10	255.06	197.86	28
Peshawar	29	198.52	213.59	228.13	233.96	166.58	204.49	177.87	199.19	125.68	208.15	247.39	246.00	249.45	29
Mardan	30	224.88	217.79	230.31	252.85	219.32	216.42	169.44	218.65	124.00	237.26	411.62	247.72	258.85	30
Abbottabad	31	196.10	211.24	217.48	210.99	163.68	250.39	146.85	209.11	148.98	216.09	189.98	274.09	215.74	31
Bannu	32	200.80	216.46	229.88	182.64	190.70	207.30	147.55	199.44	116.82	199.05	185.34	281.18	217.93	32
D. I. Khan	33	202.65	221.30	230.98	187.45	196.71	183.62	155.34	193.90	112.29	162.09	202.95	258.55	208.88	33
Mingora	34	215.03	220.84	227.49	254.30	178.27	222.42	190.10	213.75	130.34	214.80	203.26	296.49	350.67	34
Quetta	35	190.74	213.76	211.37	173.02	170.65	174.05	153.10	202.18	123.95	173.32	217.59	228.20	194.28	35
Turbat	36	197.52	201.59	228.47	188.19	202.58	206.54	157.82	191.83	118.42	146.41	174.67	214.90	204.98	36
Gawadar	37	192.81	209.26	215.21	195.19	169.38	208.11	162.09	189.43	108.46	119.08	169.71	214.56	200.53	37
Loralai	38	206.04	219.62	225.89	197.83	197.17	174.92	193.32	198.54	114.25	181.00	187.33	285.97	227.90	38
Khuzdar	39	197.06	214.29	226.87	190.24	161.25	200.70	179.82	209.02	136.04	172.00	172.28	236.24	198.16	39
D. M. Jamali	40	201.71	225.70	226.07	190.32	174.44	186.17	161.24	197.91	122.49	146.16	161.21	270.91	178.68	40

**7.7 Combined Consumer Price Index Numbers by Income Groups/City
and Commodity Groups for all Centers Covered in CPI
May, 2014
(2007-2008=100)**

Cities	General	Food and non-alcoholic Beverages	Alcoholic Beverages, Tobacco	Clothing and footwear	Housing, water, Elec., Gas and other fuels	Furnishing and household equipment maintenance	Health	Transport	Communication	Recreation and culture	Education	Restaurants and hotels	Misc. goods and services		
Rawalpindi	01	201.09	216.79	226.36	217.68	178.09	207.46	198.57	211.18	120.52	207.38	235.88	236.29	238.53	01
Islamabad	02	195.13	218.36	216.09	213.38	152.15	203.68	187.12	204.36	126.97	199.59	388.26	220.34	237.27	02
Attock	03	190.62	212.64	215.18	204.39	150.04	198.79	159.69	193.13	118.63	187.90	204.25	240.72	260.88	03
Jhelum	04	193.69	213.06	231.84	214.15	159.60	203.37	160.78	202.82	125.61	215.75	282.78	213.40	198.44	04
Lahore	05	181.44	210.84	219.60	193.27	144.03	220.56	166.64	193.20	118.51	203.20	178.84	225.81	239.57	05
Sahiwal	06	213.79	224.37	226.05	249.24	195.73	213.91	191.23	198.88	135.48	212.06	256.67	273.17	226.17	06
Gujranwala	07	185.17	203.70	222.73	203.26	159.35	189.14	153.79	179.68	124.93	207.45	146.05	204.61	205.91	07
Wazirabad	08	193.31	210.77	228.99	198.61	174.02	192.48	146.61	188.93	128.18	215.15	145.18	198.99	202.38	08
Sialkot	09	180.19	200.53	220.16	170.37	160.88	171.95	143.61	190.20	134.92	271.31	148.14	198.95	178.10	09
Faisalabad	10	186.66	206.88	223.41	186.46	167.23	201.05	156.71	190.65	124.79	214.22	145.60	237.78	205.66	10
Jhang	11	201.65	201.19	221.98	259.34	192.64	195.66	224.16	185.57	133.43	216.91	161.32	233.22	201.62	11
Multan	12	188.95	206.83	210.47	190.19	172.90	187.94	153.01	190.57	136.15	211.40	146.59	223.18	199.89	12
Muzaffargarh	13	198.30	218.95	212.19	213.92	165.87	194.17	163.11	186.84	140.48	221.05	162.90	255.97	198.04	13
D. G. Khan	14	204.43	219.23	219.64	223.87	202.87	199.46	149.67	185.65	122.18	195.37	111.82	221.96	182.69	14
Vehari	15	185.29	201.92	221.30	173.31	170.38	193.50	126.58	173.45	131.70	210.68	167.27	217.17	206.61	15
Sargodha	16	202.92	206.78	224.19	196.84	202.64	268.77	156.56	208.89	116.89	256.51	138.35	299.55	217.34	16
Mianwali	17	211.79	225.55	250.44	187.06	218.14	202.15	156.74	193.88	108.19	256.98	137.84	217.91	235.34	17
Bahawalpur	18	201.71	206.28	225.30	233.45	192.20	222.62	153.71	179.43	175.06	237.96	192.43	186.35	209.14	18
Bahawalnagar	19	203.17	211.70	219.11	233.00	190.87	238.84	151.98	183.97	124.47	224.05	198.37	314.83	213.26	19
R. Y. Khan	20	199.79	217.46	225.67	247.84	168.46	209.10	145.27	185.38	125.99	213.53	213.65	272.47	213.07	20
Karachi	21	183.85	212.00	223.55	188.64	146.28	225.07	155.87	179.05	134.12	173.31	178.12	233.11	212.21	21
Hyderabad	22	182.27	209.79	218.76	179.33	146.86	176.20	163.45	187.95	130.43	159.39	218.01	192.81	202.82	22
Nawabshah	23	220.87	225.61	214.58	249.24	179.97	226.57	221.92	191.99	135.40	159.06	475.82	277.75	377.34	23
Mirpukhas	24	193.40	208.99	226.84	174.70	176.20	179.84	161.78	196.32	114.67	154.49	231.11	282.58	220.86	24
Mithi	25	205.25	207.48	228.76	181.41	220.89	178.75	153.47	195.64	112.59	132.28	279.07	288.05	248.93	25
Sukkur	26	195.56	216.59	208.56	215.96	156.90	204.10	148.94	180.40	118.83	165.86	230.10	245.09	198.53	26
Larkana	27	208.38	217.08	230.30	201.15	200.08	202.78	265.26	184.55	135.77	173.04	191.51	257.83	245.48	27
Dadu	28	199.34	221.65	224.06	206.68	166.41	204.11	148.02	197.49	119.98	161.63	247.10	255.06	198.69	28
Peshawar	29	196.83	207.08	228.13	235.30	166.60	206.87	178.41	198.20	125.68	208.10	257.03	246.61	251.48	29
Mardan	30	220.18	207.45	230.31	253.65	219.34	218.15	169.44	217.55	123.88	237.26	416.37	247.72	258.85	30
Abbottabad	31	194.27	204.62	217.48	211.80	163.72	255.79	151.59	208.54	148.98	218.13	190.21	274.09	214.85	31
Bannu	32	198.37	211.53	243.01	185.32	190.61	208.50	151.02	173.74	116.82	206.13	199.56	283.10	217.87	32
D. I. Khan	33	202.71	221.01	243.63	187.45	196.69	185.94	156.66	193.36	112.29	163.36	204.85	258.55	207.02	33
Mingora	34	211.27	213.08	227.49	254.76	178.33	222.42	190.10	208.88	130.34	220.55	206.23	296.49	349.90	34
Quetta	35	189.23	208.07	211.37	174.44	170.65	174.82	162.34	201.10	123.95	173.32	238.43	232.03	194.17	35
Turbat	36	201.13	208.71	228.47	188.31	202.58	213.73	165.73	187.65	118.42	146.41	174.67	214.90	204.98	36
Gawadar	37	195.17	214.51	215.21	195.19	169.38	208.56	162.09	180.36	108.46	119.08	171.07	214.56	203.32	37
Loralai	38	210.52	223.57	225.89	204.83	200.69	181.57	195.64	203.19	115.30	186.57	187.33	285.97	247.09	38
Khuzdar	39	198.53	217.17	226.87	190.24	161.47	201.34	179.82	208.73	136.04	172.00	172.28	236.24	198.16	39
D. M. Jamali	40	203.86	226.68	226.07	193.89	174.64	189.71	161.24	197.72	122.49	146.16	224.35	279.92	199.01	40

7.8 Index Numbers of Wholesale Prices by Commodity Groups

Year / month	General	Agriculture Forestry & Fishery Product	Ores & Minerals electricity gas & water	Food product Beverages & tobacco Textile Apparel & Leather Product	Other transportable Goods	Metal product Machinery & Equipment
(2007-08=100)						
2008-09	118.93	119.10	125.31	114.57	125.21	109.07
2009-10	135.40	142.02	139.76	135.02	135.41	111.10
2010-11	164.17	183.20	159.13	166.49	155.77	128.10
2011-12	181.29	185.04	182.74	176.07	194.64	152.55
2012-13	194.61	198.23	211.17	188.39	203.93	159.29
2013 May	197.23	204.69	213.53	191.52	201.98	160.87
Jun	199.21	209.16	214.86	192.87	202.56	162.20
Jul	202.49	214.77	215.17	195.21	206.44	164.46
Aug	207.85	218.23	239.51	197.43	209.59	166.14
Sep	209.33	218.32	240.04	199.08	213.44	166.39
Oct	211.70	220.96	243.64	200.96	216.28	166.77
Nov	212.22	220.76	243.77	201.99	216.87	168.01
Dec	210.11	212.36	243.89	200.91	218.3	168.65
2014 Jan	211.23	216.41	243.69	201.47	217.85	168.90
Feb	210.94	214.62	243.36	201.73	218.22	169.45
Mar	211.66	217.63	243.45	201.93	217.63	169.53
Apr	211.88	221.91	243.12	202.07	213.45	170.06
May	211.71	223.55	242.36	201.29	212.29	170.11

7.9 Index Numbers of Wholesale Prices by Commodities

AGRICULTURE FORESTRY & FISHERY											
Year/month	Wheat	Maize	Rice	Sorghum/ Jowar	Millet/ Bajra	Vegetables	Fresh Fruits	Dry Fruits	Cotton Seeds	Other oil Seeds	Edible Roots Potatoes

(2007-08=100)

2008-09	148.02	121.06	125.90	130.36	117.99	132.22	98.47	117.17	121.12	126.68	128.86
2009-10	157.54	115.02	111.40	158.39	107.75	151.74	106.02	137.88	144.08	122.94	162.12
2010-11	159.53	150.61	123.39	195.10	127.61	173.43	129.19	161.97	171.48	141.73	201.45
2011-12	163.44	159.77	149.45	191.12	153.77	211.52	175.48	181.96	189.55	166.98	175.20
2012-13	188.52	174.74	165.42	211.29	177.02	216.66	216.05	181.47	168.92	177.67	162.82
2013 May	191.19	188.15	172.17	243.92	183.84	264.84	211.71	192.74	167.16	171.25	135.38
Jun	198.50	189.41	174.41	259.71	191.77	241.43	227.05	194.73	164.31	170.04	149.12
Jul	206.16	193.96	177.08	270.15	193.87	273.46	253.15	192.88	165.17	169.50	188.79
Aug	215.13	194.89	177.57	265.69	190.24	297.02	245.49	191.77	165.07	173.57	217.93
Sep	221.91	193.51	178.15	266.44	187.35	314.40	220.14	188.16	165.07	175.36	231.30
Oct	222.41	182.03	174.66	263.80	185.50	333.60	221.48	192.11	168.29	175.89	308.49
Nov	231.90	178.94	176.47	263.55	179.40	367.68	194.51	197.11	168.77	178.95	472.04
Dec	244.00	175.94	176.55	248.44	175.79	220.02	183.06	201.08	168.48	182.45	296.10
2014 Jan	243.48	176.18	177.05	276.14	174.47	215.08	187.74	203.14	188.10	184.14	217.35
Feb	246.93	178.62	177.64	277.39	171.25	183.62	195.94	205.28	191.11	183.54	227.80
Mar	250.86	180.57	178.17	289.35	174.91	195.18	213.00	207.33	197.27	183.71	288.60
Apr	232.52	188.84	179.08	304.45	173.13	236.30	258.23	208.07	209.33	172.46	400.84
May	204.31	190.14	179.49	317.54	169.81	211.50	264.24	213.82	220.44	177.64	447.26

Contd.

7.9 Index Numbers of Wholesale Prices by Commodities

Year/month	AGRICULTURE FORESTRY & FISHERY											
	Stimulant & spice crops	Pulses	Sugar crops	Fibre crops	Unmanufactured tobacco	Poultry	Milk from bovine animals	Eggs	Raw animal material / wool	Hides&fur skins wool	Fuel wood in logs	Fishes fresh or chilled

(2007-08=100)

2008-09	127.51	126.16	124.01	113.08	131.49	124.72	119.35	122.66	101.22	106.47	118.08	116.05
2009-10	159.91	144.32	208.66	162.63	142.50	156.00	135.32	153.07	88.65	99.97	129.86	137.63
2010-11	212.69	169.24	287.34	280.76	156.10	163.53	157.40	148.79	113.86	106.92	151.43	136.35
2011-12	187.89	212.28	273.92	195.07	167.72	186.89	190.29	180.67	134.34	131.07	190.47	144.71
2012-13	184.68	204.81	267.92	193.56	171.49	178.40	213.81	191.02	138.84	139.08	215.48	191.11
2013 May	197.49	186.89	267.92	205.61	176.41	176.5	215.36	153.52	146.46	140.56	228.51	215.28
Jun	212.17	186.44	267.92	207.94	176.22	224.76	218.54	153.34	150.66	141.49	228.51	240.87
Jul	231.75	184.78	267.92	210.28	176.34	215.62	220.27	167.37	151.73	140.52	230.69	247.49
Aug	241.41	180.97	267.92	214.52	176.34	237.4	221.65	180.14	153.23	140.87	231.13	250.91
Sep	254.77	176.48	267.92	219.53	181.07	177.47	222.52	205.51	153.55	145.03	234.96	249.62
Oct	261.9	175.64	267.92	225.78	181.07	173.31	223.35	203.29	153.55	144.43	232.88	248.24
Nov	275.65	178.53	267.92	212.61	181.11	159.59	223.35	230.34	153.55	145.71	236.04	249.22
Dec	289.64	186.65	267.92	210.2	187.3	185.85	224.04	245.62	153.55	147.61	238.23	249.61
2014 Jan	329.72	187.07	267.92	226.32	188.7	238.28	224.04	218.04	156.85	147.8	239.54	243.95
Feb	343.03	189.21	267.92	224.8	189.53	193.61	224.56	207.17	158.4	146.68	241.73	244.62
Mar	355.25	191.54	267.92	217.76	190	210.42	226.49	246.39	157.45	147.11	242.82	244.62
Apr	371.86	190.93	267.92	209.71	195.81	219.86	230.05	173.18	157.45	145.57	242.38	244.31
May	372.3	198.71	267.92	217.38	196.08	215.25	230.92	158.06	156.33	145.23	243.47	249.76

Contd.

7.9 Index Numbers of Wholesale Prices by Commodities

Year/Month	ORES/MINERALS, GAS & ELECT.				FOOD, BEVERAGES, TOBACCO TEXTILE, APP. LEATHER TEXTILE					
	Coal not Agglomerated	Natural Gas liquified	Salt pure sodium chloride	Electrical Energy	Meat of Animals	Vegetables & fruit Juices	Dried Fruits & Nuts	Fruits & Juices	Vegetable Oil Refined	Vegetable Ghee
(2007-08=100)										
2008-09	108.56	135.66	105.67	116.98	115.53	117.44	124.24	108.67	108.22	97.19
2009-10	109.77	148.27	116.89	135.22	139.74	132.75	152.66	120.39	109.33	94.75
2010-11	120.42	157.03	125.80	166.98	174.86	148.78	170.78	133.20	127.91	118.21
2011-12	149.74	193.29	155.69	176.51	214.40	175.93	197.32	155.58	153.33	141.37
2012-13	209.81	197.43	175.78	226.10	228.80	186.93	219.33	158.67	157.94	141.75
2013 May	223.53	200.30	203.88	226.10	232.03	189.97	221.30	162.75	159.34	141.08
Jun	223.53	203.09	203.88	226.10	232.03	190.57	222.76	163.81	159.65	141.61
Jul	223.53	203.74	204.73	226.10	232.94	190.74	222.76	164.49	160.21	141.00
Aug	223.53	203.57	205.80	279.61	233.93	191.31	223.20	165.05	160.13	140.30
Sep	223.53	204.58	217.04	279.61	233.93	192.05	223.21	165.08	161.04	140.69
Oct	223.53	204.63	217.04	287.44	239.95	192.05	223.95	165.10	160.07	140.53
Nov	223.53	204.91	217.04	287.44	239.95	192.59	224.54	165.29	160.83	141.61
Dec	223.53	205.11	220.90	287.44	239.95	193.79	223.51	166.02	161.60	142.45
2014 Jan	223.53	204.61	228.23	287.44	239.95	193.91	222.32	166.02	161.86	142.28
Feb	223.53	203.90	231.42	287.44	240.41	193.91	218.89	166.02	161.68	140.94
Mar	223.53	204.10	231.42	287.44	240.41	191.62	218.74	166.09	164.69	144.11
Apr	223.53	203.39	231.42	287.44	241.31	191.62	218.45	166.33	164.58	142.54
May	223.53	201.77	234.11	287.44	241.31	192.16	218.45	169.52	165.54	141.65

Contd.

7.9 Index Numbers of Wholesale Prices by Commodities

FOOD, BEVERAGES, TOBACCO TEXTILE, APP. LEATHER TEXTILE													
Year / month	Oil cakes	Processed Liquid Milk	Milk & cream in solid form	Ice cream	Dairy Product N.E.C	Wheat Flour	Other cereal Flour	Sugar Refined	Chocolate	Sugar Confectionary	Coffee & Tea	Spices	Other Food Product
(2007-08=100)													
2008-09	120.90	119.28	106.52	121.35	121.18	131.06	113.87	142.39	100.95	103.44	129.05	126.76	141.35
2009-10	133.50	131.72	143.69	133.53	126.71	146.16	102.24	209.80	98.94	101.73	151.22	116.98	186.48
2010-11	150.73	154.76	190.61	139.71	141.43	146.53	135.02	251.13	99.77	101.52	165.31	162.42	244.90
2011-12	149.51	182.39	170.43	155.81	184.52	151.98	163.80	229.24	100.35	100.56	192.23	267.98	301.28
2012-13	166.19	207.70	171.54	172.43	207.02	172.24	194.72	201.93	99.19	101.34	203.24	279.84	319.16
2013 May	169.06	208.43	171.72	176.81	212.62	179.64	170.46	204.62	99.19	102.28	219.00	238.45	314.63
Jun	171.55	208.15	177.58	191.15	213.25	186.66	163.97	208.83	99.19	102.28	223.78	227.90	314.63
Jul	175.62	205.54	178.39	204.00	216.21	190.04	150.06	212.01	99.19	102.28	229.54	197.26	316.68
Aug	174.89	205.54	179.40	209.53	212.59	195.91	144.64	211.85	99.19	102.28	230.71	195.67	316.68
Sep	176.21	205.54	179.40	209.53	216.63	202.67	138.44	212.34	99.19	102.28	230.54	195.85	316.68
Oct	181.08	205.54	188.09	209.79	217.26	205.40	134.55	218.48	99.19	102.28	230.00	191.28	308.23
Nov	181.80	205.54	190.96	209.79	217.26	209.15	132.04	229.71	99.19	102.28	229.47	194.28	308.23
Dec	183.79	210.94	193.72	209.79	217.26	214.45	136.20	202.31	99.19	102.28	226.18	194.39	308.23
2014 Jan	191.76	210.94	202.00	209.79	217.62	214.41	133.04	196.44	99.19	102.28	214.63	190.97	308.48
Feb	193.86	210.94	207.03	209.79	218.81	214.84	141.77	192.80	99.19	102.28	213.04	191.33	308.48
Mar	198.60	215.66	207.17	209.79	223.27	217.42	138.58	201.11	99.19	102.28	208.86	191.41	308.40
Apr	207.80	219.13	207.76	209.79	228.17	211.80	140.44	201.00	99.19	102.28	198.66	191.57	308.98
May	219.35	222.76	209.55	218.66	230.41	197.22	139.33	196.99	99.19	102.28	188.38	191.30	293.22

Contd.

7.9 Index number of wholesale prices by commodities

Year/month	FOOD, BEVERAGES, TOBACCO TEXTILE, APP. LEATHER TEXTILE									
	Mineral Water	Beverages	Tobacco Product	Cotton Yarn	Nylon Yarn	Blended Yarn	Woven Fabrics	Cotton Fabrics	Other Fabrics	Silk & Reyon Fabrics
(2007-08=100)										
2008-09	105.66	107.76	109.22	106.00	113.83	115.43	111.81	110.34	108.35	109.92
2009-10	114.20	111.17	131.16	150.86	131.65	157.00	121.53	120.46	115.78	116.19
2010-11	127.10	120.80	168.69	182.87	174.17	195.31	129.39	137.84	126.16	125.75
2011-12	163.62	133.28	175.62	196.06	190.80	194.74	163.54	167.42	154.74	139.06
2012-13	168.78	137.45	208.80	208.38	181.46	193.63	196.76	175.90	166.96	152.04
2013 May	171.58	139.24	208.80	209.33	189.60	198.67	208.98	182.84	172.31	157.86
Jun	175.01	139.28	208.80	209.76	189.67	198.67	208.98	182.84	172.31	158.62
Jul	177.53	139.35	242.41	210.89	188.58	197.47	208.98	183.43	175.06	159.34
Aug	180.22	139.63	242.41	217.78	187.63	198.41	217.16	187.43	175.74	160.08
Sep	180.22	139.63	242.41	222.40	182.19	200.64	217.16	187.43	175.74	160.08
Oct	181.84	148.83	242.41	223.38	183.61	202.06	218.12	187.77	178.98	160.48
Nov	181.84	150.11	242.41	221.66	181.73	201.89	224.64	187.77	179.06	161.09
Dec	181.84	152.77	242.41	215.52	181.73	201.89	226.82	187.77	179.06	161.09
2014 Jan	181.84	152.12	242.41	217.06	180.95	201.89	226.82	187.77	179.06	161.09
Feb	181.84	152.12	242.41	218.02	179.07	201.29	226.82	187.77	179.06	161.09
Mar	183.04	155.31	242.41	207.32	177.75	199.15	226.82	189.65	179.75	161.09
Apr	184.22	161.66	242.41	201.07	167.97	193.66	226.82	193.10	192.36	165.36
May	185.23	164.58	242.41	200.83	165.10	191.86	226.82	193.10	194.43	165.85

Contd.

7.9 Index numbers of wholesale prices by commodities

Year / month	FOOD, BEVERAGES, TOBACCO TEXTILE, APP. LEATHER TEXTILE										
	Towels	Blankets	Bedsheet	Quilt	Woolen Carpets	Synthetic Carpets	Hosiery Product	Ready made Garments	Leather without Hairs	Other Leather N.E.C	Foot wears
(2007-08=100)											
2008-09	114.25	109.64	110.24	108.71	103.57	118.93	111.07	105.45	103.63	105.40	101.48
2009-10	124.68	112.40	123.12	108.77	103.57	134.23	111.76	109.52	104.89	107.27	101.48
2010-11	141.55	123.47	132.06	128.15	104.56	143.26	126.73	114.24	107.07	112.02	101.48
2011-12	181.78	150.59	165.52	144.49	105.11	147.81	155.38	125.21	109.08	120.09	110.49
2012-13	202.34	179.22	201.81	150.78	106.55	116.43	176.65	137.23	111.60	130.47	134.42
2013 May	210.01	185.21	212.73	153.32	106.55	114.41	185.14	145.39	115.62	160.40	139.49
Jun	213.19	185.21	213.18	154.00	106.55	114.41	185.30	147.20	125.27	179.51	139.49
Jul	213.19	185.21	213.18	156.32	106.55	114.41	185.30	150.00	132.51	203.07	139.49
Aug	216.98	185.21	215.79	156.32	106.55	114.41	185.30	152.13	136.23	238.82	139.49
Sep	218.47	185.21	217.78	156.32	106.55	114.41	185.30	152.13	140.50	263.79	139.49
Oct	231.87	189.62	223.74	160.74	106.55	114.41	185.37	153.12	140.50	263.79	139.49
Nov	233.85	196.10	227.19	160.74	109.52	115.69	187.81	153.12	144.55	276.28	139.49
Dec	234.25	204.97	236.05	169.53	113.69	116.10	187.81	153.12	149.13	297.73	134.22
2014 Jan	234.25	219.66	236.05	172.42	113.69	116.10	195.18	153.12	161.61	341.85	134.22
Feb	234.25	219.66	236.05	172.42	113.69	116.10	195.18	153.12	167.71	370.13	134.22
Mar	234.25	219.66	236.05	172.42	113.69	116.10	195.50	153.12	209.40	339.91	134.22
Apr	242.19	219.66	242.12	172.42	113.69	116.1	196.9	169.94	203.4	314.19	134.22
May	242.19	219.66	242.12	172.42	113.69	116.1	198.64	168.5	212.68	276.72	134.22

Contd.

7.9 Index numbers of wholesale prices by commodities

Year/month	OTHER TRANSPORTABLE GOODS												
	Timber	Printing Paper	Hard Board	Coke	Motor Sprit	Diesel Oil	Kerosine Oil	Furnace Oil	Mobile Oil	Chemicals	Dying Materials	Fertilizers	Pesticides
(2007-08=100)													
2008-09	114.01	109.81	104.17	140.52	113.68	141.70	149.14	99.03	131.69	120.43	101.74	147.58	115.31
2009-10	118.75	110.69	97.22	116.57	119.93	167.91	167.68	130.09	138.19	107.72	102.23	143.70	124.59
2010-11	127.27	106.84	110.16	139.84	126.84	194.78	196.30	154.78	150.55	123.06	106.61	174.65	135.09
2011-12	139.00	127.83	150.70	159.41	155.00	240.05	241.84	200.78	173.18	144.52	105.67	258.65	164.20
2012-13	149.51	158.66	193.63	163.45	168.70	257.74	260.42	177.08	183.78	154.14	105.42	261.38	195.99
2013 May	153.36	169.17	187.50	163.45	164.86	249.51	251.08	169.52	186.04	159.30	107.23	260.13	199.65
Jun	154.65	164.54	200.00	163.45	169.03	248.72	250.79	169.52	186.56	160.39	107.23	261.32	203.99
Jul	157.52	164.45	200.00	163.45	171.92	254.92	256.74	171.62	191.04	163.56	107.23	268.23	208.72
Aug	160.48	164.45	200.00	163.45	176.54	264.12	270.07	172.70	191.04	164.53	107.23	269.62	212.36
Sep	161.45	164.84	208.33	163.45	184.38	270.32	282.64	179.02	192.70	165.49	104.26	269.45	213.45
Oct	163.35	167.02	214.58	163.45	191.35	279.68	288.36	182.48	193.09	165.70	104.26	264.71	222.93
Nov	166.37	167.02	214.58	163.45	190.50	279.46	288.01	184.52	193.09	169.65	106.46	263.88	224.99
Dec	173.24	169.75	229.17	163.45	190.50	279.46	288.01	184.93	193.09	172.77	107.55	266.56	225.48
2014 Jan	174.55	169.75	229.17	163.45	190.50	279.46	288.01	183.45	193.09	171.72	107.55	264.18	225.48
Feb	174.55	169.75	229.17	163.45	190.50	279.46	288.01	182.18	193.09	171.72	107.55	267.25	225.62
Mar	174.55	176.01	229.17	163.45	185.89	279.46	288.01	177.75	194.41	175.87	107.55	264.50	237.58
Apr	178.07	177.81	229.17	163.45	182.98	267.04	288.01	165.65	197.73	176.47	143.77	264.5	237.58
May	178.07	174.58	229.17	163.45	182.4	260.69	288.01	166.52	197.73	176.24	143.77	265.61	237.58

Contd.

7.9 Index Numbers of Wholesale Prices by Commodities

Year / month	OTHER TRANSPORTABLE GOODS												
	Insecticides	Paints & Varnishes	Medicines	Soaps & Detergent	Auto Tyers	Plastic Products	Glass Sheets	Other Glass Articles	Ceramics & Sanitary	Bricks Blocks & Tiles	Cement	Bed Foams	Matches
(2007-08=100)													
2008-09	102.89	128.54	102.98	111.35	130.98	114.32	126.45	120.57	115.50	120.63	129.08	106.47	122.07
2009-10	112.11	135.74	108.01	117.69	136.43	123.66	146.16	156.19	126.75	129.58	117.30	105.04	108.52
2010-11	125.88	151.75	115.64	130.52	147.14	135.05	152.83	175.04	129.49	140.85	140.80	113.46	111.73
2011-12	125.90	187.97	117.18	151.04	171.17	179.77	168.41	206.10	136.90	165.89	162.19	126.38	118.84
2012-13	120.85	237.85	138.59	167.01	180.56	193.02	192.56	199.82	158.32	176.20	185.77	141.29	132.57
2013 May	123.02	241.85	139.19	174.25	181.43	196.65	201.02	206.09	161.77	184.29	189.16	144.33	142.72
Jun	123.90	244.12	138.71	176.21	184.54	197.98	201.02	206.09	161.77	185.87	189.49	144.33	142.72
Jul	124.43	247.56	138.83	176.55	185.57	198.15	203.49	206.09	164.06	184.78	194.83	144.33	143.20
Aug	124.43	247.56	138.85	177.56	185.57	199.06	203.49	206.09	165.08	186.85	194.84	144.33	143.20
Sep	129.93	247.70	138.77	178.79	185.57	199.06	204.55	206.09	166.88	188.17	201.55	145.33	143.20
Oct	131.09	249.49	138.77	178.79	185.57	199.24	205.47	206.09	170.85	192.69	200.39	147.67	143.20
Nov	131.04	249.49	138.77	178.85	185.73	200.86	206.90	213.87	171.02	194.89	200.84	149.33	143.20
Dec	133.78	265.56	138.77	181.19	185.73	201.76	207.75	214.09	171.05	196.76	204.86	149.67	143.20
2014 Jan	133.78	267.31	139.69	181.22	185.73	202.31	207.75	214.09	192.64	197.12	205.56	149.67	143.20
Feb	136.69	268.31	139.69	181.22	185.73	202.33	207.75	214.09	192.64	195.96	207.30	149.67	143.20
Mar	136.47	268.31	140.31	181.82	185.73	202.33	207.75	214.09	194.56	195.96	207.69	149.67	143.20
Apr	177.92	268.31	140.59	181.82	185.73	202.70	209.86	214.09	199.50	197.05	207.45	149.67	143.20
May	178.94	269.84	141.80	182.20	186.63	203.08	209.86	218.27	199.50	196.15	207.98	149.67	143.20

Contd.

7.9 Index Numbers of Wholesale Prices by Commodities

Year/month	METAL PRODUCT MACHINERY & EQUIP									
	Pig Iron	Steel Bars & Sheets	Pipe Fittings	Steel Products	Engine & Motors	Vacuum Pumps	Air Conditioners	Cultivators	Chuff Cutter	Tractors
(2007-08=100)										
2008-09	132.88	109.99	120.55	112.62	104.28	110.43	119.02	142.61	119.00	127.17
2009-10	129.91	102.51	124.35	117.63	105.29	111.45	143.04	145.95	121.31	137.08
2010-11	128.97	116.14	129.52	125.59	106.23	112.44	147.52	172.18	127.89	152.78
2011-12	128.97	133.06	140.66	152.22	109.07	115.39	165.34	184.47	131.97	177.34
2012-13	128.97	134.92	143.38	162.79	109.07	115.39	174.17	187.71	140.67	161.96
2013 May	128.97	133.53	148.98	166.25	109.07	115.39	179.78	189.23	144.94	161.96
Jun	128.97	135.04	148.98	167.61	109.07	115.39	179.78	189.23	144.94	161.96
Jul	128.97	138.21	149.13	167.61	109.07	115.39	179.78	189.23	144.94	161.96
Aug	128.97	140.51	149.13	167.61	109.07	115.39	179.78	189.23	144.94	161.96
Sep	128.97	141.14	150.29	168.46	109.07	115.39	179.78	191.51	144.94	161.96
Oct	128.97	141.14	160.63	168.46	109.07	115.39	181.12	200.36	144.94	169.82
Nov	128.97	140.55	166.34	170.08	109.07	115.39	181.12	226.90	144.94	193.29
Dec	128.97	140.33	168.00	170.12	109.07	115.39	181.12	226.90	144.94	193.29
2014 Jan	128.97	140.23	168.33	170.19	109.07	115.39	181.12	226.90	144.94	193.29
Feb	128.97	139.12	168.33	170.19	109.07	115.39	181.12	226.90	144.94	193.29
Mar	128.97	138.60	168.33	170.24	109.07	115.39	181.12	226.90	149.20	193.29
Apr	128.97	138.13	168.33	170.24	109.07	115.39	181.12	226.9	149.2	214.54
May	128.97	139.53	168.33	170.24	109.07	115.39	181.12	226.9	149.2	214.54

Contd.

7.9 Index Numbers of Wholesale Prices by Commodities

METAL PRODUCT MACHINERY & EQUIP										
Year / month	Lathe Machine	Concrete Mixer	Refrige Wash & Sew mach Iron	Electrical Wires	Lighting Equipments	Radio & Television	Motor Vehicles	Motor Cycles	Bicycles	
(2007-08=100)										
2008-09	132.94	125.34	110.27	123.88	105.32	116.58	122.65	109.26	106.47	
2009-10	140.74	132.73	119.22	131.12	108.05	119.91	130.55	113.20	108.90	
2010-11	142.43	135.46	138.87	142.63	115.71	122.93	142.13	116.77	134.71	
2011-12	147.58	138.83	162.92	160.69	141.05	130.71	155.07	122.52	166.65	
2012-13	147.68	138.83	167.54	160.01	147.57	127.52	170.90	125.06	177.20	
2013	May	147.68	138.83	174.07	160.12	147.94	126.49	173.75	124.56	178.81
	Jun	147.68	138.83	177.00	160.12	151.78	126.49	173.75	124.56	178.81
	Jul	147.68	138.83	179.92	167.53	159.47	126.49	173.99	124.80	178.81
	Aug	147.68	138.83	179.92	168.13	162.27	126.49	173.99	124.80	180.99
	Sep	148.86	138.83	180.51	168.13	162.27	126.49	174.21	124.80	180.99
	Oct	155.90	138.83	181.62	168.13	162.52	126.49	174.21	124.80	180.99
	Nov	174.96	138.83	186.98	169.09	163.43	126.49	181.77	125.41	180.99
	Dec	208.81	138.83	191.24	169.55	162.71	126.49	181.93	125.41	180.99
2014	Jan	208.81	138.83	192.24	178.73	162.86	126.49	182.16	125.58	180.99
	Feb	208.81	138.83	192.33	178.73	162.86	126.49	182.16	125.69	182.84
	Mar	208.81	138.83	192.37	178.73	163.27	126.49	184.47	126.15	182.84
	Apr	208.81	138.83	195.02	178.73	164.75	126.49	182.75	126.48	182.84
	May	208.81	138.83	193.39	179.18	164.95	126.49	182.59	126.70	182.84

7.10 Intercity Wholesale Prices of Selected Commodities

Group/Commodity/Item Specification	Unit	City	Prices (Rs.)			% Change in Apr.-14 Over	
			Apr, 2014	Mar., 2014	Apr, 2013	Mar., 14	Apr., 13
1. Agriculture Forestry & Fishery							
001. Wheat							
0111201. WHEAT AVG. QLTY.	100 KG.	LAH	4131.25	4131.25	3168.75	0.00	30.37
		FAS	3175.00	3875.00	3050.00	-18.06	4.10
		RAW	4025.00	4025.00	3190.00	0.00	26.18
		MUL	3900.00	3970.00	2850.00	-1.76	36.84
		GUJ	3775.00	3775.00	3225.00	0.00	17.05
		SAH	3812.50	3812.50	3125.00	0.00	22.00
		SAR	3718.50	3687.50	3025.00	0.84	22.93
		SKT	3975.00	3975.00	3437.00	0.00	15.65
		BPR	3162.50	3987.50	2825.00	-20.69	11.95
		GJT	4000.00	4150.00	3225.00	-3.61	24.03
		KSR	4037.50	4112.50	3112.50	-1.82	29.72
		KAR	3800.00	4000.00	3400.00	-5.00	11.76
		HYD	3200.00	3700.00	2820.00	-13.51	13.48
		SKR	3250.00	4000.00	2812.50	-18.75	15.56
		LRK	3125.00	3750.00	3500.00	-16.67	-10.71
		MPK	3250.00	3600.00	2900.00	-9.72	12.07
		NWB	3300.00	4200.00	3000.00	-21.43	10.00
		PSH	3850.00	4000.00	3100.00	-3.75	24.19
		BNU	3800.00	4000.00	3050.00	-5.00	24.59
002. Maize							
0112201. MAIZE AVG. QLTY.	40 KG.	LAH	1150.00	1150.00	1150.00	0.00	0.00
		FAS	1110.00	1110.00	1100.00	0.00	0.91
		RAW	1175.00	1175.00	1137.50	0.00	3.30
		SAR	1000.00	1050.00	1075.00	-4.76	-6.98
		KSR	1150.00	1150.00	1150.00	0.00	0.00
		KAR	1200.00	970.00	970.00	23.71	23.71
		HYD	1100.00	1100.00	1200.00	0.00	-8.33
		PSH	1110.00	970.00	1200.00	14.43	-7.50
		BNU	1250.00	1160.00	1200.00	7.76	4.17
		QTA	1390.00	1290.00	1210.00	7.75	14.88
003. Rice							
0113201. RICE BASMATI SUP. QLTY.	40 KG.	LAH	4800.00	4800.00	4700.00	0.00	2.13
		FAS	4250.00	4250.00	4125.00	0.00	3.03
		RAW	5150.00	5150.00	4325.00	0.00	19.08
		MUL	4750.00	4750.00	4300.00	0.00	10.47
		GUJ	4750.00	4750.00	3750.00	0.00	26.67
		SKT	4800.00	4800.00	4450.00	0.00	7.87
		KAR	5000.00	5000.00	4040.00	0.00	23.76
		HYD	4650.00	4650.00	4500.00	0.00	3.33
		MPK	5000.00	5200.00	4600.00	-3.85	8.70
		PSH	4875.00	4875.00	5100.00	0.00	-4.41
		MNG	4400.00	4400.00	4050.00	0.00	8.64
		QTA	4700.00	4700.00	4200.00	0.00	11.90
0113202. RICE BASMATI BROKEN AVG. QLTY.	40 KG.	LAH	2760.00	2760.00	2710.00	0.00	1.85
		RAW	3275.00	3275.00	2825.00	0.00	15.93
		GUJ	2600.00	2400.00	2050.00	8.33	26.83
		SAH	2700.00	2700.00	2400.00	0.00	12.50
		SKT	2550.00	2550.00	2400.00	0.00	6.25
		BPR	2100.00	2100.00	2000.00	0.00	5.00
		GJT	2600.00	2505.00	2505.00	3.79	3.79
		KSR	2725.00	2725.00	2700.00	0.00	0.93
		KAR	2840.00	2840.00	2420.00	0.00	17.36

Contd.

7.10 Intercity Wholesale Prices of Selected Commodities

Group/Commodity/Item Specification	Unit	City	Prices (Rs.)			% Change in Apr.-14 Over			
			Apr, 2014	Mar., 2014	Apr, 2013	Mar., 14	Apr., 13		
0113203. RICE IRRI-9 PUNJAB	40 KG.	HYD	2400.00	2400.00	2300.00	0.00	4.35		
		SKR	2300.00	2300.00	2650.00	0.00	-13.21		
		LRK	3200.00	3200.00	2800.00	0.00	14.29		
		MPK	2000.00	2000.00	1700.00	0.00	17.65		
		PSH	2600.00	2600.00	2700.00	0.00	-3.70		
		BNU	1700.00	1950.00	1850.00	-12.82	-8.11		
		QTA	2800.00	2800.00	2600.00	0.00	7.69		
		LAH	2325.00	2325.00	2325.00	0.00	0.00		
		FAS	2750.00	2750.00	2475.00	0.00	11.11		
		RAW	2425.00	2425.00	2125.00	0.00	14.12		
		SAR	1675.00	1650.00	1475.00	1.52	13.56		
		SKT	1210.00	1210.00	1210.00	0.00	0.00		
0113204. RICE IRRI-6 SINDH	40 KG.	QTA	1460.00	1460.00	1310.00	0.00	11.45		
		KAR	1960.00	1960.00	1700.00	0.00	15.29		
		HYD	1650.00	1650.00	1600.00	0.00	3.13		
		SKR	1480.00	1320.00	1800.00	12.12	-17.78		
		LRK	1265.00	1260.00	1600.00	0.40	-20.94		
		NWB	1600.00	1600.00	1600.00	0.00	0.00		
		PSH	1600.00	1600.00	1700.00	0.00	-5.88		
		QTA	1420.00	1420.00	1310.00	0.00	8.40		
		004. Sorghum / Jowar	40 KG.	LAH	1800.00	1800.00	1400.00	0.00	28.57
				FAS	1350.00	1350.00	1175.00	0.00	14.89
				SAR	2600.00	1900.00	1675.00	36.84	55.22
				GJT	2600.00	2700.00	1375.00	-3.70	89.09
KAR	990.00			990.00	885.00	0.00	11.86		
HYD	1375.00			1375.00	1250.00	0.00	10.00		
PSH	1380.00			1380.00	1130.00	0.00	22.12		
005. Millet / Bajra	40 KG.	LAH	1125.00	1125.00	1150.00	0.00	-2.17		
		FAS	1050.00	1050.00	1050.00	0.00	0.00		
		SAR	1175.00	1150.00	1012.50	2.17	16.05		
		GJT	1005.00	1060.00	1100.00	-5.19	-8.64		
		KAR	1170.00	1170.00	1240.00	0.00	-5.65		
		HYD	1100.00	1150.00	1200.00	-4.35	-8.33		
		PSH	1180.00	1180.00	1120.00	0.00	5.36		
006. Vegetables	100 KG.	LAH	1675.00	1825.00	1300.00	-8.22	28.85		
		FAS	1100.00	900.00	900.00	22.22	22.22		
		RAW	2750.00	2350.00	1725.00	17.02	59.42		
		MUL	1500.00	1500.00	1100.00	0.00	36.36		
		SAR	1350.00	1350.00	1575.00	0.00	-14.29		
		SKT	2100.00	2000.00	1900.00	5.00	10.53		
		KAR	550.00	750.00	1650.00	-26.67	-66.67		
		SKR	1700.00	1400.00	1000.00	21.43	70.00		
		PSH	2100.00	2450.00	800.00	-14.29	162.50		
		LAH	1900.00	1450.00	1400.00	31.03	35.71		
		FAS	1900.00	1500.00	1100.00	26.67	72.73		
		MUL	1550.00	1300.00	1900.00	19.23	-18.42		
		SKT	3000.00	3400.00	2000.00	-11.76	50.00		
		KAR	1300.00	2100.00	2425.00	-38.10	-46.39		
		SKR	2800.00	1400.00	1800.00	100.00	55.56		
MPK	2830.00	2700.00	3000.00	4.81	-5.67				
PSH	2000.00	2300.00	900.00	-13.04	122.22				

Contd.

7.10 Intercity Wholesale Prices of Selected Commodities

Group/Commodity/Item Specification	Unit	City	Prices (Rs.)			% Change in Apr.-14 Over	
			Apr, 2014	Mar., 2014	Apr, 2013	Mar., 14	Apr., 13
0122201. CUCUMBER (KHEERA) AVG. QLTY.	100 KG.	QTA	3200.00	4000.00	2200.00	-20.00	45.45
		LAH	1725.00	4250.00	1375.00	-59.41	25.45
		FAS	1500.00	1800.00	1100.00	-16.67	36.36
		RAW	2025.00	2025.00	1350.00	0.00	50.00
		MUL	1000.00	2250.00	1300.00	-55.56	-23.08
		GUJ	1150.00	1525.00	1050.00	-24.59	9.52
		SAR	1512.50	4000.00	975.00	-62.19	55.13
		SKT	2100.00	2000.00	1300.00	5.00	61.54
		KAR	1350.00	1850.00	1425.00	-27.03	-5.26
		HYD	3500.00	3500.00	2200.00	0.00	59.09
		SKR	1600.00	2100.00	1300.00	-23.81	23.08
		PSH	1700.00	2500.00	1600.00	-32.00	6.25
		BNU	1550.00	2900.00	950.00	-46.55	63.16
		QTA	2500.00	4000.00	2750.00	-37.50	-9.09
0122401. TOMATOES AVG. QLTY.	40 KG.	LAH	1562.50	1225.00	1275.00	27.55	22.55
		FAS	1100.00	1100.00	1400.00	0.00	-21.43
		RAW	2025.00	1612.50	1575.00	25.58	28.57
		MUL	1100.00	1900.00	1500.00	-42.11	-26.67
		GUJ	1550.00	1325.00	1450.00	16.98	6.90
		SAH	1700.00	1100.00	2600.00	54.55	-34.62
		SAR	1925.00	1150.00	1700.00	67.39	13.24
		SKT	1650.00	1600.00	2100.00	3.13	-21.43
		BPR	1640.00	1640.00	1535.00	0.00	6.84
		GJT	1550.00	1550.00	1450.00	0.00	6.90
		KAR	520.00	1100.00	1525.00	-52.73	-65.90
		HYD	550.00	1650.00	1000.00	-66.67	-45.00
		SKR	933.00	1800.00	846.47	-48.17	10.22
		LRK	1200.00	2000.00	1200.00	-40.00	0.00
		MPK	700.00	600.00	1000.00	16.67	-30.00
		PSH	1700.00	1550.00	1600.00	9.68	6.25
		BNU	1250.00	1350.00	1400.00	-7.41	-10.71
MNG	1500.00	1820.00	1400.00	-17.58	7.14		
QTA	1300.00	1800.00	1500.00	-27.78	-13.33		
0123201. PEAS (MATAR) AVG. QLTY.	100 KG.	LAH	4250.00	4150.00	2600.00	2.41	63.46
		FAS	2750.00	2250.00	2500.00	22.22	10.00
		RAW	4250.00	3475.00	3750.00	22.30	13.33
		GUJ	4900.00	4250.00	4650.00	15.29	5.38
		SKT	4000.00	4000.00	4000.00	0.00	0.00
		KAR	5250.00	2900.00	3750.00	81.03	40.00
		SKR	6000.00	3800.00	4800.00	57.89	25.00
		MPK	5800.00	4600.00	5400.00	26.09	7.41
		PSH	6250.00	4500.00	3000.00	38.89	108.33
		BNU	5000.00	4100.00	5000.00	21.95	0.00
		QTA	5500.00	6500.00	3500.00	-15.38	57.14
0124101. TURNIP AVG. QLTY.	100 KG.	LAH	1525.00	1075.00	0.00	41.86	-----
		FAS	900.00	900.00	0.00	0.00	-----
		RAW	1975.00	1575.00	0.00	25.40	-----
		MUL	1400.00	900.00	0.00	55.56	-----
		SKT	2100.00	1800.00	0.00	16.67	-----
		KAR	1450.00	1250.00	0.00	16.00	-----
		SKR	1300.00	1300.00	0.00	0.00	-----
		PSH	1700.00	1350.00	0.00	25.93	-----
		MNG	2000.00	1700.00	0.00	17.65	-----
		QTA	3000.00	1800.00	0.00	66.67	-----

Contd.

7.10 Intercity Wholesale Prices of Selected Commodities

Group/Commodity/Item Specification	Unit	City	Prices (Rs.)			% Change in Apr.-14 Over	
			Apr, 2014	Mar., 2014	Apr, 2013	Mar., 14	Apr., 13
			0124102. CARROT AVG. QLTY.	100 KG.	LAH	2825.00	1175.00
		FAS	1700.00	1100.00	900.00	54.55	88.89
		RAW	2750.00	1950.00	2150.00	41.03	27.91
		MUL	900.00	900.00	1900.00	0.00	-52.63
		GUJ	2050.00	1850.00	1450.00	10.81	41.38
		SAR	4930.00	1250.00	1680.00	294.40	193.45
		SKT	2100.00	2500.00	2000.00	-16.00	5.00
		KAR	1250.00	1225.00	1240.00	2.04	0.81
		SKR	510.77	510.77	1300.00	0.00	-60.71
		MPK	2000.00	1400.00	3300.00	42.86	-39.39
		PSH	3250.00	1550.00	1800.00	109.68	80.56
		MNG	2500.00	2500.00	2500.00	0.00	0.00
		QTA	3000.00	2200.00	3000.00	36.36	0.00
0124201. GARLIC	40 KG.	LAH	4425.00	5250.00	3900.00	-15.71	13.46
		FAS	3400.00	3400.00	1800.00	0.00	88.89
		RAW	4150.00	4150.00	3850.00	0.00	7.79
		SAR	3090.00	3700.00	3445.00	-16.49	-10.30
		SKT	4450.00	5550.00	3825.00	-19.82	16.34
		GJT	3150.00	3850.00	3000.00	-18.18	5.00
		KAR	3800.00	5000.00	2600.00	-24.00	46.15
		HYD	4800.00	5000.00	5600.00	-4.00	-14.29
		SKR	3800.00	5300.00	6200.00	-28.30	-38.71
		PSH	3200.00	5100.00	2290.00	-37.25	39.74
		MNG	4350.00	7100.00	6000.00	-38.73	-27.50
		QTA	5400.00	6400.00	3490.00	-15.63	54.73
0124301. ONIONS DRY AVG. QLTY.	40 KG.	LAH	910.00	910.00	1225.00	0.00	-25.71
		FAS	1100.00	900.00	1700.00	22.22	-35.29
		RAW	1375.00	1525.00	1587.50	-9.84	-13.39
		MUL	900.00	850.00	1700.00	5.88	-47.06
		GUJ	1150.00	1150.00	1650.00	0.00	-30.30
		SAH	1640.00	1000.00	1000.00	64.00	64.00
		SAR	1315.00	1100.00	1890.00	19.55	-30.42
		SKT	1450.00	1450.00	2000.00	0.00	-27.50
		BPR	1320.00	840.00	1860.00	57.14	-29.03
		GJT	1250.00	1175.00	2000.00	6.38	-37.50
		KSR	1175.00	1075.00	1325.00	9.30	-11.32
		KAR	840.00	760.00	980.00	10.53	-14.29
		HYD	1200.00	790.00	1700.00	51.90	-29.41
		SKR	799.50	675.00	977.00	18.44	-18.17
		LRK	1200.00	1100.00	2000.00	9.09	-40.00
		MPK	800.00	640.00	1200.00	25.00	-33.33
		NWB	800.00	800.00	1900.00	0.00	-57.89
		PSH	1400.00	1150.00	1520.00	21.74	-7.89
		BNU	1250.00	1250.00	1600.00	0.00	-21.88
		MNG	1500.00	1500.00	2600.00	0.00	-42.31
		QTA	850.00	1200.00	1750.00	-29.17	-51.43
0124901. RADDISH AVG. QLTY.	100 KG.	RAW	1775.00	1525.00	0.00	16.39	-----
		MUL	1900.00	1100.00	0.00	72.73	-----
		GUJ	1750.00	1750.00	0.00	0.00	-----
		SAR	1720.00	1100.00	0.00	56.36	-----
		SKT	2100.00	1550.00	0.00	35.48	-----
		KAR	650.00	650.00	0.00	0.00	-----
		MPK	1100.00	1100.00	0.00	0.00	-----
		PSH	1650.00	800.00	0.00	106.25	-----

Contd.

7.10 Intercity Wholesale Prices of Selected Commodities

Group/Commodity/Item Specification	Unit	City	Prices (Rs.)			% Change in Apr.-14 Over	
			Apr, 2014	Mar., 2014	Apr, 2013	Mar., 14	Apr., 13
0124902. LADY FINGER AVG. QLTY.	100 KG.	LAH	11250.00	0.00	0.00	-----	-----
		FAS	8500.00	0.00	0.00	-----	-----
		RAW	11100.00	0.00	0.00	-----	-----
		MUL	9100.00	0.00	0.00	-----	-----
		SKT	12250.00	0.00	0.00	-----	-----
		KAR	4250.00	0.00	0.00	-----	-----
		SKR	5500.00	0.00	0.00	-----	-----
		PSH	11000.00	0.00	0.00	-----	-----
		BNU	9000.00	0.00	0.00	-----	-----
0124903. TINDA AVG. QLTY.	100 KG.	LAH	8250.00	0.00	7650.00	-----	7.84
		RAW	3250.00	0.00	3450.00	-----	-5.80
		MUL	1000.00	0.00	9000.00	-----	-88.89
		SKT	16000.00	0.00	10000.00	-----	60.00
		KAR	2300.00	0.00	3550.00	-----	-35.21
		SKR	4000.00	0.00	7000.00	-----	-42.86
		MPK	6800.00	0.00	4400.00	-----	54.55
		PSH	1900.00	0.00	1000.00	-----	90.00
		MNG	1500.00	0.00	1650.00	-----	-9.09
0124905. BOTTLE GOURD (LOKI)	100 KG.	LAH	2650.00	0.00	1750.00	-----	51.43
		FAS	2500.00	0.00	1100.00	-----	127.27
		RAW	4050.00	0.00	3750.00	-----	8.00
		KAR	1450.00	0.00	1260.00	-----	15.08
		HYD	3500.00	0.00	2500.00	-----	40.00
		SKR	2200.00	0.00	1800.00	-----	22.22
		PSH	3750.00	0.00	2500.00	-----	50.00
		BNU	3000.00	0.00	3900.00	-----	-23.08
007. Fresh Fruits							
0131201. BANANA AVG. QLTY.	DOZ.	LAH	59.00	59.00	36.25	0.00	62.76
		FAS	47.50	42.50	45.00	11.76	5.56
		RAW	82.50	69.00	71.00	19.57	16.20
		MUL	72.50	47.50	37.50	52.63	93.33
		GUJ	65.00	62.50	42.50	4.00	52.94
		SKT	70.00	65.00	50.00	7.69	40.00
		BPR	52.50	47.50	42.50	10.53	23.53
		GJT	55.00	50.00	45.00	10.00	22.22
		KAR	53.00	36.50	26.00	45.21	103.85
		HYD	45.00	40.00	45.00	12.50	0.00
		SKR	22.50	45.00	31.25	-50.00	-28.00
		MPK	20.00	18.00	18.00	11.11	11.11
		PSH	45.00	45.00	45.00	0.00	0.00
		MNG	70.00	60.00	50.00	16.67	40.00
0131701. PAPAYA (PAPETA)	40 KG.	LAH	2250.00	2250.00	2650.00	0.00	-15.09
		KAR	1960.00	1640.00	920.00	19.51	113.04
		HYD	2000.00	1350.00	1500.00	48.15	33.33
		MPK	2000.00	1600.00	1000.00	25.00	100.00
0132301. MALTA AVG. QLTY.	100	LAH	925.00	925.00	800.00	0.00	15.63
		FAS	850.00	550.00	500.00	54.55	70.00
		RAW	875.00	687.50	1175.00	27.27	-25.53
		SAR	475.00	475.00	750.00	0.00	-36.67
		KAR	700.00	700.00	900.00	0.00	-22.22
		HYD	1400.00	1075.00	1000.00	30.23	40.00
		PSH	950.00	800.00	700.00	18.75	35.71
QTA	750.00	650.00	562.50	15.38	33.33		

Contd.

7.10 Intercity Wholesale Prices of Selected Commodities

Group/Commodity/Item Specification	Unit	City	Prices (Rs.)			% Change in Apr.-14 Over	
			Apr, 2014	Mar., 2014	Apr, 2013	Mar., 14	Apr., 13
			0132302. KINO AVG. QLTY.	100	LAH	1050.00	850.00
		FAS	650.00	362.50	700.00	79.31	-7.14
		RAW	775.00	612.50	875.00	26.53	-11.43
		SAR	1075.00	230.00	565.00	367.39	90.27
		KAR	925.00	500.00	650.00	85.00	42.31
		HYD	1000.00	500.00	700.00	100.00	42.86
		PSH	750.00	475.00	600.00	57.89	25.00
		QTA	750.00	650.00	437.50	15.38	71.43
0134401. STRAWBURY	40 KG.	LAH	4000.00	3250.00	2100.00	23.08	90.48
		RAW	4450.00	5900.00	3475.00	-24.58	28.06
		KAR	3800.00	7600.00	2440.00	-50.00	55.74
		SKR	3500.00	5000.00	3200.00	-30.00	9.38
0135101. APPLE AVG. QLTY.	40 KG.	LAH	3350.00	2650.00	2900.00	26.42	15.52
		RAW	2175.00	2125.00	2425.00	2.35	-10.31
		MUL	2350.00	2500.00	3100.00	-6.00	-24.19
		KAR	2300.00	1700.00	1640.00	35.29	40.24
		HYD	1800.00	1700.00	2000.00	5.88	-10.00
		SKR	2000.00	2000.00	1515.00	0.00	32.01
		PSH	3350.00	2100.00	2400.00	59.52	39.58
		MNG	3200.00	3200.00	2200.00	0.00	45.45
		QTA	3000.00	3400.00	2200.00	-11.76	36.36
0135102. APPLE SUP. QLTY.	40 KG.	LAH	5150.00	4300.00	6600.00	19.77	-21.97
		RAW	5250.00	5175.00	5750.00	1.45	-8.70
		GJT	5400.00	5250.00	4250.00	2.86	27.06
		KAR	3100.00	2500.00	2700.00	24.00	14.81
		PSH	3600.00	3200.00	4800.00	12.50	-25.00
		MNG	4000.00	4000.00	3100.00	0.00	29.03
		QTA	4000.00	4400.00	3200.00	-9.09	25.00
0135901. GUAVA AVG. QLTY.	40 KG.	LAH	2450.00	1950.00	1900.00	25.64	28.95
		RAW	1775.00	1875.00	1875.00	-5.33	-5.33
		MUL	1700.00	1700.00	1800.00	0.00	-5.56
		KAR	1640.00	1220.00	1300.00	34.43	26.15
		HYD	1600.00	1600.00	800.00	0.00	100.00
		PSH	2300.00	1300.00	1200.00	76.92	91.67
		QTA	2800.00	2600.00	1600.00	7.69	75.00
0136101. WATER MELON	40 KG.	LAH	1475.00	1425.00	625.00	3.51	136.00
		FAS	1250.00	450.00	1100.00	177.78	13.64
		RAW	1475.00	1235.00	0.00	19.43	-----
		MUL	1050.00	750.00	1300.00	40.00	-19.23
		KSR	1025.00	1150.00	625.00	-10.87	64.00
		KAR	760.00	645.00	490.00	17.83	55.10
		HYD	825.00	1100.00	1400.00	-25.00	-41.07
		SKR	866.50	625.00	600.00	38.64	44.42
		PSH	2300.00	750.00	0.00	206.67	-----
		QTA	750.00	750.00	750.00	0.00	0.00
0136102. MUSK MELON (SARDA/GARMA)	40 KG.	LAH	1525.00	2325.00	1250.00	-34.41	22.00
		RAW	1525.00	1275.00	1375.00	19.61	10.91
		SKT	1700.00	1400.00	1225.00	21.43	38.78
		KAR	1100.00	1220.00	810.00	-9.84	35.80
		PSH	1550.00	1000.00	1550.00	55.00	0.00
0136103. SWEET MELON (KHURBOZA)	40 KG.	LAH	1550.00	1550.00	1550.00	0.00	0.00
		RAW	1675.00	1675.00	1525.00	0.00	9.84
		KAR	1560.00	1100.00	650.00	41.82	140.00
		HYD	1400.00	1600.00	1950.00	-12.50	-28.21

Contd.

7.10 Intercity Wholesale Prices of Selected Commodities

Group/Commodity/Item Specification	Unit	City	Prices (Rs.)			% Change in Apr.-14 Over	
			Apr, 2014	Mar., 2014	Apr, 2013	Mar., 14	Apr., 13
008. Dry Fruits							
0138101. ALMOND KAGZI(IN SHELL)AVG. QLTY.	40 KG.	LAH	19000.00	19000.00	16750.00	0.00	13.43
		RAW	10900.00	10900.00	8750.00	0.00	24.57
		MUL	17000.00	17000.00	14500.00	0.00	17.24
		KAR	15300.00	15900.00	14100.00	-3.77	8.51
		HYD	13650.00	13650.00	13650.00	0.00	0.00
		MPK	16000.00	16000.00	12000.00	0.00	33.33
		PSH	22000.00	19250.00	17500.00	14.29	25.71
		MNG	23200.00	23200.00	18400.00	0.00	26.09
		QTA	12600.00	12600.00	12600.00	0.00	0.00
0138401. CHHOARA (DRY DATES) AVG. QLTY.	40 KG.	LAH	2900.00	2900.00	2900.00	0.00	0.00
		FAS	1850.00	1850.00	1900.00	0.00	-2.63
		RAW	3775.00	3775.00	3225.00	0.00	17.05
		MUL	3100.00	3100.00	2900.00	0.00	6.90
		KAR	3685.00	3685.00	3710.00	0.00	-0.67
		HYD	2850.00	2850.00	2800.00	0.00	1.79
		MPK	1800.00	1800.00	2000.00	0.00	-10.00
		PSH	2300.00	2825.00	3350.00	-18.58	-31.34
		BNU	4000.00	4000.00	4000.00	0.00	0.00
0138501. PISTACHIO(WITHOUT SHELL)AVG. QLTY	40 KG.	LAH	67000.00	67000.00	62500.00	0.00	7.20
		RAW	89000.00	89000.00	50500.00	0.00	76.24
		MUL	81000.00	87000.00	63000.00	-6.90	28.57
		KAR	62300.00	64200.00	59200.00	-2.96	5.24
		HYD	84000.00	85000.00	54000.00	-1.18	55.56
		SKR	78000.00	92000.00	60000.00	-15.22	30.00
		PSH	71000.00	71000.00	48000.00	0.00	47.92
		QTA	58000.00	58000.00	58000.00	0.00	0.00
		LAH	5900.00	5900.00	5650.00	0.00	4.42
0138901. COCONUT DRY AVG. QLTY.	40 KG.	MUL	9000.00	8700.00	5300.00	3.45	69.81
		GJT	10400.00	8200.00	5600.00	26.83	85.71
		KAR	9000.00	7250.00	7700.00	24.14	16.88
		HYD	9000.00	8250.00	5900.00	9.09	52.54
		SKR	9200.00	9200.00	6800.00	0.00	35.29
		MPK	8400.00	8400.00	6000.00	0.00	40.00
		PSH	8000.00	8000.00	5600.00	0.00	42.86
		MNG	11000.00	9000.00	6000.00	22.22	83.33
		LAH	5900.00	5900.00	5650.00	0.00	4.42
009. Cotton Seeds							
0143101. COTTON SEEDS	40 KG.	FAS	1550.00	1350.00	950.00	14.81	63.16
		MUL	1425.00	1225.00	925.00	16.33	54.05
		SAH	1400.00	1400.00	650.00	0.00	115.38
		SAR	975.00	925.00	1200.00	5.41	-18.75
		SKT	1200.00	1200.00	1130.00	0.00	6.19
		KSR	1425.00	1425.00	1150.00	0.00	23.91
		KAR	1920.00	1920.00	2000.00	0.00	-4.00
		HYD	1150.00	964.00	990.00	19.29	16.16
		LAH	5900.00	5900.00	5650.00	0.00	4.42
010. Other Oil Seeds							
0144201. MUSTARD SEEDS	40 KG.	FAS	2175.00	2450.00	2200.00	-11.22	-1.14
		MUL	2450.00	2600.00	2375.00	-5.77	3.16
		SAH	2300.00	2300.00	2250.00	0.00	2.22
		BPR	2425.00	2650.00	2150.00	-8.49	12.79
		KSR	2750.00	2750.00	2750.00	0.00	0.00
		KAR	2465.00	2465.00	2550.00	0.00	-3.33
		HYD	2300.00	2325.00	2150.00	-1.08	6.98
		MPK	2400.00	2500.00	2000.00	-4.00	20.00

Contd.

7.10 Intercity Wholesale Prices of Selected Commodities

Group/Commodity/Item Specification	Unit	City	Prices (Rs.)			% Change in Apr.-14 Over	
			Apr, 2014	Mar., 2014	Apr, 2013	Mar., 14	Apr., 13
		NWB	2200.00	3000.00	2000.00	-26.67	10.00
		PSH	2680.00	2680.00	3100.00	0.00	-13.55
011. Edible Roots / Potatoes							
0151001. POTATOES WHITE AVG. QLTY.	40 KG.	KAR	1640.00	990.00	350.00	65.66	368.57
		HYD	1725.00	1150.00	450.00	50.00	283.33
		SKR	950.00	950.00	260.00	0.00	265.38
		MPK	1000.00	1280.00	360.00	-21.88	177.78
		QTA	1680.00	1350.00	550.00	24.44	205.45
0151002. POTATOES RED AVG. QLTY.	40 KG.	LAH	925.00	925.00	510.00	0.00	81.37
		FAS	1400.00	900.00	440.00	55.56	218.18
		RAW	1925.00	1465.00	555.00	31.40	246.85
		MUL	1500.00	1150.00	570.00	30.43	163.16
		GUJ	1900.00	850.00	750.00	123.53	153.33
		SAH	2100.00	1150.00	735.00	82.61	185.71
		SAR	2160.00	760.00	475.00	184.21	354.74
		SKT	2000.00	1425.00	600.00	40.35	233.33
		BPR	1880.00	1200.00	480.00	56.67	291.67
		PSH	2000.00	1100.00	690.00	81.82	189.86
		MNG	2200.00	1400.00	640.00	57.14	243.75
012. Stimulant & Spice Crops							
0165201. RED CHILLIES DRY(WHOLE)	40 KG.	LAH	5900.00	5900.00	4400.00	0.00	34.09
		FAS	6000.00	5650.00	4250.00	6.19	41.18
		RAW	6525.00	6525.00	6450.00	0.00	1.16
		MUL	6100.00	6100.00	4300.00	0.00	41.86
		KAR	7800.00	5100.00	3250.00	52.94	140.00
		HYD	6200.00	6000.00	4800.00	3.33	29.17
		MPK	6000.00	4800.00	4000.00	25.00	50.00
		PSH	6300.00	6300.00	5200.00	0.00	21.15
		QTA	10600.00	10600.00	9000.00	0.00	17.78
0165401. CUMINSEED WHITE 50 G.PKT.NAT.	EACH	LAH	46.80	46.80	46.80	0.00	0.00
		FAS	48.28	48.28	44.82	0.00	7.72
		RAW	46.00	46.00	46.00	0.00	0.00
		MUL	48.67	48.67	44.82	0.00	8.59
		KAR	50.00	42.00	42.00	19.05	19.05
		HYD	50.00	50.00	47.00	0.00	6.38
		MPK	40.45	40.45	40.45	0.00	0.00
		PSH	51.00	51.00	41.85	0.00	21.86
		MNG	50.00	50.00	50.00	0.00	0.00
		QTA	46.00	46.00	43.00	0.00	6.98
0165402. CARDAMOM LARGE	40 KG.	LAH	82000.00	82000.00	63000.00	0.00	30.16
		RAW	72250.00	72250.00	67500.00	0.00	7.04
		MUL	91000.00	87000.00	76000.00	4.60	19.74
		KAR	85000.00	85000.00	73000.00	0.00	16.44
		HYD	78250.00	78250.00	68000.00	0.00	15.07
		MPK	94000.00	86000.00	68000.00	9.30	38.24
		PSH	77000.00	77000.00	50000.00	0.00	54.00
		QTA	82000.00	82000.00	77500.00	0.00	5.81
0165403. CARDAMOM SMALL	KG.	LAH	1125.00	1125.00	1150.00	0.00	-2.17
		RAW	1775.00	1775.00	1675.00	0.00	5.97
		MUL	1300.00	1300.00	1300.00	0.00	0.00
		KAR	1225.00	1225.00	1190.00	0.00	2.94
		HYD	1400.00	1400.00	1400.00	0.00	0.00
		MPK	900.00	800.00	800.00	12.50	12.50
		PSH	1150.00	1150.00	1800.00	0.00	-36.11

Contd.

7.10 Intercity Wholesale Prices of Selected Commodities

Group/Commodity/Item Specification	Unit	City	Prices (Rs.)			% Change in Apr.-14 Over			
			Apr, 2014	Mar., 2014	Apr, 2013	Mar., 14	Apr., 13		
0165501. CINNAMON	40 KG.	QTA	2600.00	2600.00	2750.00	0.00	-5.45		
		RAW	6125.00	6125.00	5825.00	0.00	5.15		
		MUL	8300.00	8300.00	7300.00	0.00	13.70		
		KAR	9000.00	9000.00	7000.00	0.00	28.57		
		PSH	9250.00	9250.00	7500.00	0.00	23.33		
0165701. GINGER GREEN	40 KG.	QTA	5100.00	5100.00	5100.00	0.00	0.00		
		LAH	7250.00	7250.00	3450.00	0.00	110.14		
		FAS	6500.00	6500.00	2600.00	0.00	150.00		
		RAW	9750.00	7650.00	4125.00	27.45	136.36		
		SAR	8457.50	7350.00	3800.00	15.07	122.57		
		SKT	9100.00	9100.00	4000.00	0.00	127.50		
		KAR	7000.00	6200.00	2700.00	12.90	159.26		
		HYD	8100.00	8100.00	3800.00	0.00	113.16		
		SKR	8900.00	7500.00	3300.00	18.67	169.70		
		PSH	7500.00	7500.00	3300.00	0.00	127.27		
		MNG	10600.00	10600.00	4600.00	0.00	130.43		
		QTA	5400.00	6600.00	4600.00	-18.18	17.39		
013. Pulses									
0170101. KIDNEY BEANS DRY WHOLE (LOBIA)	40 KG.	LAH	5450.00	5450.00	4650.00	0.00	17.20		
		RAW	4375.00	4375.00	4287.50	0.00	2.04		
		MUL	4100.00	4100.00	4100.00	0.00	0.00		
		KSR	5900.00	5900.00	4750.00	0.00	24.21		
		KAR	4100.00	3300.00	3700.00	24.24	10.81		
		HYD	3300.00	3400.00	3300.00	-2.94	0.00		
		PSH	4600.00	5000.00	4530.00	-8.00	1.55		
		BNU	4500.00	4500.00	4000.00	0.00	12.50		
		QTA	3300.00	3300.00	3700.00	0.00	-10.81		
		0170401. MASOOR WHOLE AVG. QLTY.	100 KG.	LAH	11250.00	11250.00	6950.00	0.00	61.87
				FAS	8600.00	8200.00	8450.00	4.88	1.78
RAW	10250.00			10250.00	7350.00	0.00	39.46		
MUL	8900.00			8900.00	7700.00	0.00	15.58		
SAR	9250.00			8750.00	8750.00	5.71	5.71		
SKT	10000.00			11000.00	7500.00	-9.09	33.33		
BPR	8600.00			8600.00	8250.00	0.00	4.24		
GJT	8500.00			8750.00	7000.00	-2.86	21.43		
KSR	11750.00			11750.00	6950.00	0.00	69.06		
KAR	9100.00			9100.00	6100.00	0.00	49.18		
HYD	8775.00			8750.00	7500.00	0.29	17.00		
0170402. MASOOR SPLIT AVG. QLTY.	100 KG.	SKR	9000.00	9000.00	7500.00	0.00	20.00		
		MPK	9000.00	9000.00	8000.00	0.00	12.50		
		PSH	9450.00	9900.00	7400.00	-4.55	27.70		
		QTA	12950.00	12750.00	10500.00	1.57	23.33		
		LAH	11750.00	11750.00	7625.00	0.00	54.10		
		FAS	9350.00	9250.00	9100.00	1.08	2.75		
		RAW	11650.00	11250.00	8950.00	3.56	30.17		
		MUL	9500.00	9500.00	8900.00	0.00	6.74		
		SAR	11250.00	12500.00	9375.00	-10.00	20.00		
		SKT	11000.00	12000.00	9250.00	-8.33	18.92		
		BPR	10000.00	10000.00	9500.00	0.00	5.26		
		GJT	14100.00	14100.00	9000.00	0.00	56.67		
		KAR	9600.00	9600.00	6900.00	0.00	39.13		
		HYD	9450.00	9350.00	8800.00	1.07	7.39		
		SKR	11250.00	11400.00	8750.00	-1.32	28.57		
		LRK	10000.00	11000.00	10000.00	-9.09	0.00		

Contd.

7.10 Intercity Wholesale Prices of Selected Commodities

Group/Commodity/Item Specification	Unit	City	Prices (Rs.)			% Change in Apr.-14 Over			
			Apr, 2014	Mar., 2014	Apr, 2013	Mar., 14	Apr., 13		
0170901. GRAM WHOLE YELLOW AVG. QLTY.	100 KG.	MPK	9900.00	10000.00	9500.00	-1.00	4.21		
		PSH	9450.00	9450.00	9100.00	0.00	3.85		
		QTA	12850.00	12650.00	10750.00	1.58	19.53		
		LAH	5500.00	5500.00	9250.00	0.00	-40.54		
		FAS	6025.00	6025.00	8375.00	0.00	-28.06		
		RAW	8750.00	8750.00	9900.00	0.00	-11.62		
		MUL	8600.00	8600.00	8700.00	0.00	-1.15		
		SAR	7950.00	7900.00	9100.00	0.63	-12.64		
		BPR	8500.00	8500.00	9750.00	0.00	-12.82		
		GJT	8500.00	8500.00	8800.00	0.00	-3.41		
		KAR	8400.00	8400.00	9900.00	0.00	-15.15		
		HYD	9000.00	9000.00	11000.00	0.00	-18.18		
		SKR	8000.00	7500.00	10000.00	6.67	-20.00		
		MPK	9200.00	8600.00	8600.00	6.98	6.98		
0170902. GRAM SPLIT AVG. QLTY.	100 KG.	PSH	8500.00	8500.00	8500.00	0.00	0.00		
		BNU	9375.00	9000.00	9000.00	4.17	4.17		
		QTA	9500.00	12750.00	14000.00	-25.49	-32.14		
		LAH	5650.00	5450.00	6100.00	3.67	-7.38		
		FAS	5100.00	4900.00	5450.00	4.08	-6.42		
		RAW	5750.00	6050.00	6550.00	-4.96	-12.21		
		MUL	5750.00	5750.00	7300.00	0.00	-21.23		
		GUJ	5850.00	5850.00	7250.00	0.00	-19.31		
		SAR	5250.00	5250.00	6062.50	0.00	-13.40		
		SKT	5700.00	5900.00	7500.00	-3.39	-24.00		
		BPR	6000.00	6000.00	6000.00	0.00	0.00		
		GJT	5700.00	5700.00	7000.00	0.00	-18.57		
		KAR	6350.00	4900.00	9050.00	29.59	-29.83		
		HYD	6100.00	6150.00	7500.00	-0.81	-18.67		
0170903. MASH WHOLE AVG. QLTY.	100 KG.	SKR	6125.00	6125.00	7250.00	0.00	-15.52		
		MPK	6000.00	6500.00	6300.00	-7.69	-4.76		
		PSH	6600.00	6600.00	7500.00	0.00	-12.00		
		BNU	6100.00	6100.00	7000.00	0.00	-12.86		
		QTA	6000.00	7700.00	8500.00	-22.08	-29.41		
		LAH	9100.00	9100.00	8850.00	0.00	2.82		
		FAS	9250.00	9250.00	8750.00	0.00	5.71		
		RAW	9750.00	9750.00	9550.00	0.00	2.09		
		MUL	9100.00	9100.00	9300.00	0.00	-2.15		
		SKT	10500.00	10500.00	11500.00	0.00	-8.70		
		KSR	8850.00	8850.00	8950.00	0.00	-1.12		
		KAR	9600.00	8950.00	9100.00	7.26	5.49		
		0170904. MASH SPLIT AVG. QLTY.	100 KG.	LAH	11250.00	11250.00	10850.00	0.00	3.69
				FAS	10675.00	10675.00	11000.00	0.00	-2.95
RAW	12250.00			12250.00	13550.00	0.00	-9.59		
MUL	10750.00			10750.00	10250.00	0.00	4.88		
SKT	11000.00			11250.00	12500.00	-2.22	-12.00		
KSR	11300.00			11300.00	11250.00	0.00	0.44		
KAR	10100.00			9650.00	10250.00	4.66	-1.46		
HYD	10075.00			10050.00	6647.00	0.25	51.57		
SKR	11500.00			11250.00	10125.00	2.22	13.58		
MPK	11000.00			11000.00	9000.00	0.00	22.22		
PSH	11000.00			11000.00	10200.00	0.00	7.84		
MNG	10800.00			10800.00	8800.00	0.00	22.73		
QTA	13200.00			13200.00	13000.00	0.00	1.54		

Contd.

7.10 Intercity Wholesale Prices of Selected Commodities

Group/Commodity/Item Specification	Unit	City	Prices (Rs.)			% Change in Apr.-14 Over	
			Apr, 2014	Mar., 2014	Apr, 2013	Mar., 14	Apr., 13
0170905. MOONG WHOLE AVG. QLTY.	100 KG.	LAH	12250.00	12250.00	8300.00	0.00	47.59
		FAS	11500.00	11250.00	8850.00	2.22	29.94
		RAW	11750.00	11750.00	8650.00	0.00	35.84
		MUL	12750.00	11750.00	7100.00	8.51	79.58
		SKT	11000.00	12250.00	10500.00	-10.20	4.76
		GJT	10750.00	10750.00	8500.00	0.00	26.47
		KSR	12250.00	12250.00	8350.00	0.00	46.71
		KAR	9900.00	9100.00	8850.00	8.79	11.86
		SKR	13250.00	12250.00	8250.00	8.16	60.61
		PSH	12450.00	12450.00	8400.00	0.00	48.21
		MNG	9020.00	9020.00	7600.00	0.00	18.68
		QTA	14400.00	14300.00	12400.00	0.70	16.13
		0170906. MOONG SPLIT AVG. QLTY.	100 KG.	LAH	12750.00	12550.00	8750.00
FAS	12500.00			12250.00	8300.00	2.04	50.60
RAW	13100.00			13100.00	10250.00	0.00	27.80
MUL	13900.00			13900.00	9100.00	0.00	52.75
SKT	12000.00			13250.00	12500.00	-9.43	-4.00
GJT	13000.00			13000.00	9000.00	0.00	44.44
KAR	12500.00			11400.00	10150.00	9.65	23.15
HYD	13450.00			13400.00	9600.00	0.37	40.10
SKR	15000.00			14250.00	10625.00	5.26	41.18
MPK	14500.00			14200.00	10400.00	2.11	39.42
PSH	13750.00			13750.00	7900.00	0.00	74.05
MNG	11700.00			11700.00	8000.00	0.00	46.25
QTA	14000.00			13900.00	13250.00	0.72	5.66
014. Sugar Crops							
0180206. SUGAR CANE (OPEN MARKET)	40 KG.	FAS	177.50	177.50	177.50	0.00	0.00
		HYD	175.00	175.00	175.00	0.00	0.00
		PSH	180.00	180.00	180.00	0.00	0.00
015. Fibre Crops							
0192101. COTTON SPOT RATE EX-KAR.	40 KG.	KAR	7081.00	7362.00	7442.75	-3.82	-4.86
0192201. JUTE BAGS LOCAL	100	LAH	12250.00	12250.00	11250.00	0.00	8.89
		FAS	9000.00	9000.00	9000.00	0.00	0.00
		KAR	9900.00	9900.00	6750.00	0.00	46.67
		PSH	9500.00	9500.00	9500.00	0.00	0.00
016. Unmanufactured Tobacco							
0197001. TOBACCO SIND KARO	40 KG.	SAR	4500.00	4200.00	4200.00	7.14	7.14
		SKR	2200.00	2200.00	2200.00	0.00	0.00
		LRK	1980.00	1980.00	1900.00	0.00	4.21
0197002. TOBACCO DESI(MITHA)	40 KG.	LAH	5050.00	5050.00	4375.00	0.00	15.43
		SAR	6600.00	5850.00	5850.00	12.82	12.82
		HYD	4000.00	4000.00	4000.00	0.00	0.00
0197003. TOBACCO SUFAID PATHA	40 KG.	QTA	2545.00	2545.00	2545.00	0.00	0.00
		MUL	6600.00	6600.00	6100.00	0.00	8.20
		SAR	4500.00	3250.00	3250.00	38.46	38.46
		KAR	2690.00	2690.00	2670.00	0.00	0.75
		HYD	3250.00	3250.00	3250.00	0.00	0.00
0197004. TOBACCO HUKKA TWISTED	40 KG.	QTA	5415.00	5415.00	5415.00	0.00	0.00
		LAH	4300.00	4300.00	3625.00	0.00	18.62
		RAW	2375.00	2375.00	2175.00	0.00	9.20
		MUL	4700.00	4300.00	4100.00	9.30	14.63
		KSR	4200.00	4200.00	3525.00	0.00	19.15
HYD	4100.00	4100.00	4100.00	0.00	0.00		

Contd.

7.10 Intercity Wholesale Prices of Selected Commodities

Group/Commodity/Item Specification	Unit	City	Prices (Rs.)			% Change in Apr.-14 Over	
			Apr, 2014	Mar., 2014	Apr, 2013	Mar., 14	Apr., 13
0197005. TOBACCO HUKKA PREPARED	40 KG.	SKR	2800.00	2800.00	2800.00	0.00	0.00
		QTA	2970.00	2970.00	2970.00	0.00	0.00
		LAH	3300.00	3300.00	2875.00	0.00	14.78
		RAW	1275.00	1275.00	1125.00	0.00	13.33
		MUL	1300.00	1000.00	1000.00	30.00	30.00
		KSR	3200.00	3200.00	2525.00	0.00	26.73
		LRK	1500.00	1500.00	1400.00	0.00	7.14
		QTA	1530.00	1530.00	1530.00	0.00	0.00
017. Poultry							
0215101. CHICKEN FARM(LIVE)	1 KG.	LAH	147.50	136.50	121.50	8.06	21.40
		FAS	145.00	147.50	120.00	-1.69	20.83
		RAW	147.50	146.50	120.50	0.68	22.41
		MUL	149.00	149.00	117.50	0.00	26.81
		GUJ	151.00	136.00	120.00	11.03	25.83
		SKT	150.00	140.00	125.00	7.14	20.00
		BPR	156.50	151.00	125.00	3.64	25.20
		KAR	189.00	179.00	130.00	5.59	45.38
		HYD	180.00	180.00	120.00	0.00	50.00
		SKR	160.00	154.00	124.00	3.90	29.03
		MPK	172.00	160.00	110.00	7.50	56.36
		PSH	164.00	150.00	110.00	9.33	49.09
		MNG	190.00	179.00	148.00	6.15	28.38
		QTA	180.00	175.00	145.00	2.86	24.14
		018. Raw Milk from Bovine Animals					
0221101. FRESH MILK	40 LTR.	LAH	2020.00	2020.00	1980.00	0.00	2.02
		FAS	2000.00	2000.00	2000.00	0.00	0.00
		RAW	2650.00	2650.00	2112.50	0.00	25.44
		MUL	2300.00	2300.00	2100.00	0.00	9.52
		SAH	1650.00	1650.00	1650.00	0.00	0.00
		SKT	2200.00	2200.00	2200.00	0.00	0.00
		KSR	2000.00	2000.00	1920.00	0.00	4.17
		KAR	3000.00	2480.00	2400.00	20.97	25.00
		HYD	2800.00	2650.00	2500.00	5.66	12.00
		SKR	2600.00	2775.00	2650.00	-6.31	-1.89
		MPK	2560.00	2560.00	2480.00	0.00	3.23
		PSH	2200.00	2180.00	1950.00	0.92	12.82
		BNU	2500.00	2500.00	2000.00	0.00	25.00
		QTA	2800.00	2800.00	2800.00	0.00	0.00
		019. Eggs					
0231001. EGGS FARM CRATE OF 30 DOZ.	EACH	LAH	2400.00	3100.00	2190.00	-22.58	9.59
		FAS	2190.00	3320.00	2190.00	-34.04	0.00
		RAW	2175.00	3290.00	2110.00	-33.89	3.08
		MUL	2050.00	3350.00	2075.00	-38.81	-1.20
		GUJ	2400.00	3330.00	2250.00	-27.93	6.67
		SKT	2400.00	3000.00	2250.00	-20.00	6.67
		BPR	2070.00	3330.00	2190.00	-37.84	-5.48
		KAR	2190.00	3435.00	2640.00	-36.24	-17.05
		HYD	2300.00	3450.00	2200.00	-33.33	4.55
		SKR	2600.00	3420.00	1850.00	-23.98	40.54
		MPK	1890.00	3360.00	1890.00	-43.75	0.00
		PSH	2300.00	3350.00	2000.00	-31.34	15.00
		MNG	2500.00	3255.00	2400.00	-23.20	4.17
		QTA	3000.00	3200.00	2400.00	-6.25	25.00

Contd.

7.10 Intercity Wholesale Prices of Selected Commodities

Group/Commodity/Item Specification	Unit	City	Prices (Rs.)			% Change in Apr.-14 Over	
			Apr, 2014	Mar., 2014	Apr, 2013	Mar., 14	Apr., 13
020. Raw Animal Materials / Wool							
0294201. WOOL PAK. SUPERIOR WHITE	40 KG.	LAH	775.00	775.00	775.00	0.00	0.00
		MUL	2550.00	2550.00	2300.00	0.00	10.87
		KAR	2820.00	2820.00	2780.00	0.00	1.44
		BNU	2500.00	2500.00	2600.00	0.00	-3.85
0294202. WOOL PAK. SUPERIOR YELLOW	40 KG.	LAH	862.50	862.50	862.50	0.00	0.00
		MUL	2100.00	2100.00	2100.00	0.00	0.00
		KAR	2820.00	2820.00	2750.00	0.00	2.55
		BNU	2250.00	2250.00	1300.00	0.00	73.08
0294203. WOOL PAK MEDIUM WHITE	40 KG.	LAH	740.00	740.00	740.00	0.00	0.00
		MUL	2100.00	2100.00	1900.00	0.00	10.53
		KAR	2410.00	2410.00	2350.00	0.00	2.55
		BNU	2100.00	2100.00	1150.00	0.00	82.61
0294204. WOOL PAK.MEDIUM YELLOW	40 KG.	LAH	640.00	640.00	640.00	0.00	0.00
		MUL	1850.00	1850.00	1500.00	0.00	23.33
		KAR	2270.00	2270.00	2230.00	0.00	1.79
		BNU	1850.00	1850.00	1150.00	0.00	60.87
0294205. WOOL COLOURED LIGHT	40 KG.	LAH	825.00	825.00	825.00	0.00	0.00
		MUL	1100.00	1100.00	950.00	0.00	15.79
		KAR	1900.00	1900.00	1870.00	0.00	1.60
		BNU	1450.00	1450.00	1000.00	0.00	45.00
0294206. WOOL COLOURED DARK	40 KG.	LAH	800.00	800.00	800.00	0.00	0.00
		MUL	1100.00	1100.00	1100.00	0.00	0.00
		KAR	1835.00	1835.00	1760.00	0.00	4.26
		BNU	1450.00	1450.00	1110.00	0.00	30.63
021. Hides & Fur Skins, Raw							
0295101. HIDES WET SALTED COW MEDIUM	EACH	LAH	1975.00	1975.00	1850.00	0.00	6.76
		RAW	1975.00	1975.00	1975.00	0.00	0.00
		MUL	2700.00	2900.00	2450.00	-6.90	10.20
		SKT	2950.00	2950.00	2800.00	0.00	5.36
		KSR	1925.00	1925.00	1825.00	0.00	5.48
		KAR	3900.00	3900.00	3900.00	0.00	0.00
		HYD	2000.00	2000.00	1850.00	0.00	8.11
		BNU	1450.00	1450.00	1450.00	0.00	0.00
		QTA	3000.00	3000.00	3000.00	0.00	0.00
		0295102. HIDES WET SALTED BUFFALO MEDIUM	EACH	LAH	1675.00	1675.00	1550.00
RAW	1975.00			1975.00	1975.00	0.00	0.00
MUL	3300.00			3650.00	2750.00	-9.59	20.00
SKT	2950.00			2950.00	3100.00	0.00	-4.84
KSR	1625.00			1625.00	1525.00	0.00	6.56
KAR	2650.00			2650.00	2100.00	0.00	26.19
HYD	1850.00			1850.00	1750.00	0.00	5.71
BNU	1825.00			1825.00	1650.00	0.00	10.61
QTA	2400.00			2400.00	2400.00	0.00	0.00
0295103. HIDES WET SALTED CALF MEDIUM	EACH			LAH	1225.00	1225.00	1050.00
		RAW	1075.00	1075.00	1075.00	0.00	0.00
		MUL	1150.00	1500.00	1300.00	-23.33	-11.54
		SKT	500.00	500.00	650.00	0.00	-23.08
		KSR	975.00	975.00	825.00	0.00	18.18
		KAR	1700.00	1700.00	1550.00	0.00	9.68
		HYD	2050.00	2050.00	2050.00	0.00	0.00
		BNU	750.00	750.00	750.00	0.00	0.00
		QTA	2300.00	2300.00	2300.00	0.00	0.00

Contd.

7.10 Intercity Wholesale Prices of Selected Commodities

Group/Commodity/Item Specification	Unit	City	Prices (Rs.)			% Change in Apr.-14 Over	
			Apr, 2014	Mar., 2014	Apr, 2013	Mar., 14	Apr., 13
0295301. SHEEP SKIN MEDIUM	100	RAW	23500.00	23500.00	23500.00	0.00	0.00
		MUL	32500.00	32500.00	47500.00	0.00	-31.58
		KSR	22000.00	22000.00	21000.00	0.00	4.76
		KAR	48750.00	48750.00	47340.00	0.00	2.98
		HYD	20500.00	20500.00	20500.00	0.00	0.00
		PSH	35000.00	35000.00	30000.00	0.00	16.67
0295302. SHEEP SKIN LARGE	100	QTA	50000.00	50000.00	50000.00	0.00	0.00
		LAH	39000.00	39000.00	36250.00	0.00	7.59
		RAW	29500.00	29500.00	29500.00	0.00	0.00
		MUL	47500.00	47500.00	57500.00	0.00	-17.39
		KSR	30500.00	30500.00	29000.00	0.00	5.17
		KAR	63750.00	63750.00	60250.00	0.00	5.81
0295401. GOAT SKIN LARGE	100	HYD	31500.00	31500.00	31500.00	0.00	0.00
		PSH	52000.00	52000.00	50000.00	0.00	4.00
		QTA	60000.00	60000.00	60000.00	0.00	0.00
		LAH	31000.00	31000.00	28000.00	0.00	10.71
		RAW	28250.00	28250.00	28250.00	0.00	0.00
		KSR	27500.00	27500.00	25500.00	0.00	7.84
0295402. GOAT SKIN EXTRA LARGE	100	KAR	52750.00	52750.00	52750.00	0.00	0.00
		HYD	36500.00	36500.00	36500.00	0.00	0.00
		PSH	32000.00	32000.00	27500.00	0.00	16.36
		QTA	46500.00	46500.00	46500.00	0.00	0.00
		LAH	41000.00	41000.00	33500.00	0.00	22.39
		RAW	29750.00	29750.00	29750.00	0.00	0.00
0295403. GOAT SKIN MEDIUM	100	MUL	57500.00	57500.00	57500.00	0.00	0.00
		KSR	39500.00	39500.00	32500.00	0.00	21.54
		KAR	64500.00	64500.00	64500.00	0.00	0.00
		HYD	36750.00	36750.00	36750.00	0.00	0.00
		PSH	35000.00	35000.00	33500.00	0.00	4.48
		QTA	52500.00	52500.00	52500.00	0.00	0.00
0295404. GOAT SKIN SMALL	100	LAH	29000.00	29000.00	25000.00	0.00	16.00
		RAW	24750.00	24750.00	24750.00	0.00	0.00
		MUL	37500.00	37500.00	42500.00	0.00	-11.76
		SKT	42500.00	42500.00	40000.00	0.00	6.25
		KSR	24500.00	24500.00	20500.00	0.00	19.51
		KAR	46000.00	46000.00	46000.00	0.00	0.00
022. Fuel Wood in Logs	40 KG.	PSH	25000.00	25000.00	22000.00	0.00	13.64
		QTA	37500.00	37500.00	37500.00	0.00	0.00
		LAH	21000.00	21000.00	19000.00	0.00	10.53
		RAW	23750.00	23750.00	23750.00	0.00	0.00
		SKT	15000.00	15000.00	15000.00	0.00	0.00
		KSR	18500.00	18500.00	15500.00	0.00	19.35
0313001. FIRE WOOD MIXED DRY	40 KG.	KAR	33875.00	33875.00	33875.00	0.00	0.00
		PSH	18000.00	18000.00	16000.00	0.00	12.50
		QTA	27000.00	27000.00	27000.00	0.00	0.00
		LAH	590.00	590.00	540.00	0.00	9.26
		FAS	380.00	380.00	380.00	0.00	0.00
		RAW	537.50	537.50	490.00	0.00	9.69
		MUL	450.00	450.00	350.00	0.00	28.57
		GJT	470.00	470.00	470.00	0.00	0.00
KAR	455.00	455.00	390.00	0.00	16.67		
HYD	350.00	350.00	320.00	0.00	9.38		
SKR	350.00	350.00	350.00	0.00	0.00		

Contd.

7.10 Intercity Wholesale Prices of Selected Commodities

Group/Commodity/Item Specification	Unit	City	Prices (Rs.)			% Change in Apr.-14 Over	
			Apr, 2014	Mar., 2014	Apr, 2013	Mar., 14	Apr., 13
		LRK	390.00	400.00	400.00	-2.50	-2.50
		PSH	610.00	610.00	575.00	0.00	6.09
		MNG	500.00	500.00	500.00	0.00	0.00
		QTA	465.00	465.00	465.00	0.00	0.00
023. Fish Live Fresh or Chilled							
0411901. FISH RAHU RIVER	40 KG.	LAH	9100.00	9100.00	9100.00	0.00	0.00
		RAW	6125.00	6125.00	5950.00	0.00	2.94
		MUL	9700.00	9700.00	8300.00	0.00	16.87
		HYD	8000.00	8000.00	7100.00	0.00	12.68
		SKR	8800.00	8800.00	6200.00	0.00	41.94
		PSH	7350.00	7600.00	8500.00	-3.29	-13.53
0411902. FISH RAHU SEA	40 KG.	KAR	3100.00	3100.00	3600.00	0.00	-13.89
0411903. FISH SURMAI (SEA)	40 KG.	KAR	7600.00	7600.00	5500.00	0.00	38.18
<u>2. Ores/Minerals, Elec., Gas & Water</u>							
024. Coal not Agglomerated							
1101001. COAL	MT.	LAH	14250.00	14250.00	14250.00	0.00	0.00
025. Natural Gas Liquified							
1202001. SUI GAS GENERAL INDUSRIAL USE	MMBTU	KAR	571.23	571.23	566.35	0.00	0.86
1202002. LPG	KG.	LAH	102.25	120.00	108.00	-14.79	-5.32
		RAW	125.50	130.50	118.00	-3.83	6.36
		KAR	110.00	112.50	115.00	-2.22	-4.35
		PSH	150.00	150.00	130.00	0.00	15.38
		QTA	130.00	135.00	125.00	-3.70	4.00
1202003. CNG	KG.	KAR	70.20	70.20	70.11	0.00	0.13
026. Salt & Pure Sodium Chloride							
1620001. SALT CRUSHED LAHORI	40 KG.	LAH	195.00	195.00	147.50	0.00	32.20
		RAW	305.00	305.00	282.50	0.00	7.96
		MUL	280.00	280.00	280.00	0.00	0.00
		GJT	125.00	125.00	125.00	0.00	0.00
		KAR	325.00	325.00	270.00	0.00	20.37
		SKR	275.00	275.00	200.00	0.00	37.50
		PSH	200.00	200.00	155.00	0.00	29.03
1620002. SEA SALT	40 KG.	LAH	195.00	195.00	132.50	0.00	47.17
		FAS	400.00	400.00	320.00	0.00	25.00
		KAR	122.50	122.50	91.00	0.00	34.62
		HYD	130.00	130.00	130.00	0.00	0.00
		NWB	250.00	250.00	240.00	0.00	4.17
027. Electrical Energy							
1710011. ELECTRICITY TARRIF B1	KWH.	KAR	14.75	14.75	10.71	0.00	37.72
1710012. ELECTRICITY TARRIF B2	KWH.	KAR	14.77	14.77	9.97	0.00	48.14
1710013. ELECTRICITY TARRIF B3	KWH.	KAR	15.15	15.15	10.05	0.00	50.75
1710014. ELECTRICITY TARRIF B4	KWH.	KAR	14.96	14.96	9.71	0.00	54.07
1710021. ELECTRICITY TARIFF-D1	KWH.	KAR	10.66	10.66	10.00	0.00	6.60
1710022. ELECTRICITY TARIFF-D2	KWH.	KAR	11.89	11.89	11.00	0.00	8.09
<u>3. Food,Beverages,Tobacco,Textiles,Leather</u>							
3a) Food Products, Beverages & Tobacco							
028. Meat of Animals							
2111101. BEEF	40 KG.	LAH	10700.00	10700.00	10200.00	0.00	4.90
		FAS	8500.00	8500.00	8500.00	0.00	0.00
		RAW	8550.00	8550.00	8450.00	0.00	1.18
		MUL	8800.00	8800.00	8800.00	0.00	0.00
		SAR	10000.00	10000.00	9400.00	0.00	6.38
		GJT	10000.00	10000.00	9200.00	0.00	8.70
		KAR	8300.00	8300.00	8200.00	0.00	1.22

Contd.

7.10 Intercity Wholesale Prices of Selected Commodities

Group/Commodity/Item Specification	Unit	City	Prices (Rs.)			% Change in Apr.-14 Over			
			Apr, 2014	Mar., 2014	Apr, 2013	Mar., 14	Apr., 13		
2111601. MUTTON	40 KG.	HYD	9550.00	9550.00	9450.00	0.00	1.06		
		PSH	9950.00	9900.00	9900.00	0.51	0.51		
		MNG	10000.00	10000.00	10000.00	0.00	0.00		
		QTA	11500.00	11500.00	10800.00	0.00	6.48		
		LAH	23600.00	23600.00	21100.00	0.00	11.85		
		FAS	18000.00	18000.00	18000.00	0.00	0.00		
		RAW	23950.00	22650.00	21850.00	5.74	9.61		
		MUL	20200.00	20200.00	19400.00	0.00	4.12		
		KAR	16800.00	16800.00	16000.00	0.00	5.00		
		HYD	19250.00	19250.00	18250.00	0.00	5.48		
		PSH	22500.00	22000.00	19500.00	2.27	15.38		
		MNG	16000.00	16000.00	16000.00	0.00	0.00		
QTA	21200.00	21200.00	20400.00	0.00	3.92				
029. Vegetables & Fruit Juice									
2133101. TOMATO KETCHUP 300 GM.	DOZ.	LAH	815.00	815.00	815.00	0.00	0.00		
		FAS	892.20	892.20	785.00	0.00	13.66		
		RAW	862.50	862.50	862.50	0.00	0.00		
		MUL	876.00	876.00	792.00	0.00	10.61		
		GJT	900.00	900.00	780.00	0.00	15.38		
		KAR	780.00	780.00	780.00	0.00	0.00		
		HYD	724.00	724.00	724.00	0.00	0.00		
		SKR	880.00	880.00	1052.90	0.00	-16.42		
		MPK	772.00	772.00	772.00	0.00	0.00		
		PSH	888.00	888.00	780.00	0.00	13.85		
		MNG	816.00	816.00	816.00	0.00	0.00		
		QTA	828.00	828.00	828.00	0.00	0.00		
		2133901. CHILLES & LIME PKL.IN OIL 340 G.	DOZ.	LAH	1017.00	1017.00	1017.00	0.00	0.00
				RAW	1137.50	1137.50	1137.50	0.00	0.00
KAR	960.00			960.00	960.00	0.00	0.00		
MPK	992.76			992.76	992.76	0.00	0.00		
PSH	1080.00			1080.00	1080.00	0.00	0.00		
QTA	938.00			938.00	938.00	0.00	0.00		
030. Dried Fruits & Nuts									
2141101. KISHMISH(RAISIN) AVG. QLTY.	40 KG.	LAH	9000.00	9000.00	11000.00	0.00	-18.18		
		RAW	8100.00	8100.00	7100.00	0.00	14.08		
		MUL	8100.00	8100.00	8100.00	0.00	0.00		
		KAR	9000.00	9000.00	8850.00	0.00	1.69		
		HYD	8500.00	8500.00	8400.00	0.00	1.19		
		MPK	11500.00	11500.00	11500.00	0.00	0.00		
		PSH	7200.00	7200.00	7100.00	0.00	1.41		
		BNU	8650.00	8650.00	7000.00	0.00	23.57		
		QTA	5100.00	5100.00	5100.00	0.00	0.00		
		2141301. GROUND NUT WITH SHELL AVG. QLTY.	40 KG.	LAH	4750.00	4750.00	4550.00	0.00	4.40
RAW	3975.00			3975.00	4975.00	0.00	-20.10		
MUL	4100.00			4100.00	5100.00	0.00	-19.61		
KAR	6875.00			6875.00	6500.00	0.00	5.77		
HYD	4500.00			4600.00	4500.00	-2.17	0.00		
MPK	3000.00			3000.00	3500.00	0.00	-14.29		
PSH	5600.00			5600.00	5600.00	0.00	0.00		
QTA	3850.00			3850.00	3850.00	0.00	0.00		
031. Fruit Juices									
2142901. ROOHAFZA(SHARBAT)	DOZ.			LAH	1480.00	1480.00	1480.00	0.00	0.00
		FAS	1500.00	1500.00	1500.00	0.00	0.00		
		RAW	1562.50	1562.50	1372.50	0.00	13.84		

Contd.

7.10 Intercity Wholesale Prices of Selected Commodities

Group/Commodity/Item Specification	Unit	City	Prices (Rs.)			% Change in Apr.-14 Over	
			Apr, 2014	Mar., 2014	Apr, 2013	Mar., 14	Apr., 13
		MUL	1520.00	1520.00	1440.00	0.00	5.56
		GUJ	1530.00	1530.00	1500.00	0.00	2.00
		BPR	1560.00	1500.00	1500.00	4.00	4.00
		GJT	1520.00	1520.00	1476.00	0.00	2.98
		KAR	1560.00	1500.00	1326.00	4.00	17.65
		HYD	1560.00	1510.00	1480.00	3.31	5.41
		SKR	1500.00	1500.00	1480.00	0.00	1.35
		LRK	1550.00	1550.00	1470.00	0.00	5.44
		PSH	1520.00	1420.00	1440.00	7.04	5.56
		BNU	1470.00	1470.00	1470.00	0.00	0.00
		MNG	1520.00	1520.00	1450.00	0.00	4.83
		QTA	1596.00	1596.00	1596.00	0.00	0.00
2142902. JAM-E-SHREEN	DOZ.	LAH	1480.00	1440.00	1440.00	2.78	2.78
		FAS	1500.00	1500.00	1500.00	0.00	0.00
		RAW	1610.00	1610.00	1595.00	0.00	0.94
		MUL	1520.00	1520.00	1450.00	0.00	4.83
		GUJ	1500.00	1500.00	1500.00	0.00	0.00
		BPR	1540.00	1520.00	1520.00	1.32	1.32
		KAR	1560.00	1500.00	1479.00	4.00	5.48
		HYD	1560.00	1510.00	1460.00	3.31	6.85
		SKR	1500.00	1500.00	1470.00	0.00	2.04
		PSH	1520.00	1420.00	1460.00	7.04	4.11
		BNU	1470.00	1470.00	1470.00	0.00	0.00
		MNG	1520.00	1520.00	1450.00	0.00	4.83
2142903. FRUIT JUICE TETRA PACK	DOZ.	LAH	150.00	150.00	112.00	0.00	33.93
		FAS	144.00	144.00	142.00	0.00	1.41
		RAW	137.50	137.50	137.50	0.00	0.00
		MUL	135.00	135.00	135.00	0.00	0.00
		KAR	136.00	136.00	128.00	0.00	6.25
		HYD	130.00	130.00	130.00	0.00	0.00
		SKR	180.00	180.00	180.00	0.00	0.00
		PSH	130.00	130.00	120.00	0.00	8.33
		QTA	110.00	110.00	110.00	0.00	0.00
2142904. LEMON/ORANGE SQUASH MITCHELS(730ML)	DOZ.	LAH	1540.00	1540.00	1540.00	0.00	0.00
		FAS	1560.00	1560.00	1440.00	0.00	8.33
		RAW	1615.00	1615.00	1510.00	0.00	6.95
		MUL	1612.00	1612.00	1416.00	0.00	13.84
		KAR	1400.00	1400.00	1400.00	0.00	0.00
		HYD	1620.00	1620.00	1500.00	0.00	8.00
		PSH	1410.00	1410.00	1320.00	0.00	6.82
2142905. MUREEY BREWERY (TOPS)	DOZ.	LAH	495.00	495.00	495.00	0.00	0.00
		RAW	1055.00	1055.00	970.00	0.00	8.76
		KSR	435.00	435.00	435.00	0.00	0.00
2149201. APL/MNG/ORG/MIX. FRUIT JAM 450 G.	DOZ.	LAH	1455.00	1455.00	1248.00	0.00	16.59
		RAW	1337.50	1337.50	1267.50	0.00	5.52
		KAR	1184.00	1184.00	1184.00	0.00	0.00
		MPK	1183.00	1183.00	1183.00	0.00	0.00
		PSH	1390.00	1390.00	1308.00	0.00	6.27
		QTA	1320.00	1320.00	1320.00	0.00	0.00
2149202. MANGO/MIXED PICKLE IN OIL 340 G.	DOZ.	LAH	1080.00	1080.00	1015.00	0.00	6.40
		RAW	1137.50	1137.50	1137.50	0.00	0.00
		KAR	960.00	960.00	960.00	0.00	0.00
		MPK	992.76	992.76	992.76	0.00	0.00

Contd.

7.10 Intercity Wholesale Prices of Selected Commodities

Group/Commodity/Item Specification	Unit	City	Prices (Rs.)			% Change in Apr.-14 Over	
			Apr, 2014	Mar., 2014	Apr, 2013	Mar., 14	Apr., 13
		PSH	1080.00	1080.00	1000.00	0.00	8.00
		QTA	936.00	936.00	936.00	0.00	0.00
032. Vegetable Oils Refined							
2154101. SOYABEAN COOKING OIL TIN	5 LTR.	LAH	940.00	940.00	940.00	0.00	0.00
		FAS	960.00	960.00	960.00	0.00	0.00
		RAW	982.50	982.50	977.50	0.00	0.51
		MUL	1024.00	1024.00	982.00	0.00	4.28
		KAR	985.00	985.00	985.00	0.00	0.00
		HYD	1024.00	1024.00	1010.00	0.00	1.39
		SKR	980.00	980.00	970.00	0.00	1.03
		MPK	970.00	970.00	970.00	0.00	0.00
		PSH	975.00	975.00	960.00	0.00	1.56
		BNU	1000.00	1000.00	900.00	0.00	11.11
		QTA	915.00	915.00	915.00	0.00	0.00
2154301. SUN FLOWER COOKING OIL	5 LTR.	LAH	940.00	940.00	940.00	0.00	0.00
		FAS	900.00	920.00	860.00	-2.17	4.65
		RAW	982.50	982.50	977.50	0.00	0.51
		MUL	1045.00	1045.00	1045.00	0.00	0.00
		GJT	1045.00	1045.00	1045.00	0.00	0.00
		KAR	985.00	985.00	985.00	0.00	0.00
		HYD	880.00	880.00	880.00	0.00	0.00
		SKR	880.00	880.00	880.00	0.00	0.00
		PSH	1050.00	1050.00	1015.00	0.00	3.45
		MNG	910.00	920.00	880.00	-1.09	3.41
		QTA	900.00	900.00	900.00	0.00	0.00
2154401. MUSTARD & RAPE SEED OIL.	40 KG.	LAH	5850.00	5850.00	5750.00	0.00	1.74
		RAW	7275.00	7275.00	7275.00	0.00	0.00
		MUL	5750.00	5750.00	5925.00	0.00	-2.95
		KSR	5750.00	5750.00	5550.00	0.00	3.60
		KAR	6500.00	6500.00	6500.00	0.00	0.00
		HYD	5500.00	5600.00	5650.00	-1.79	-2.65
		MPK	5100.00	5600.00	5200.00	-8.93	-1.92
		PSH	7250.00	7250.00	7250.00	0.00	0.00
		BNU	6200.00	6200.00	6500.00	0.00	-4.62
		QTA	6000.00	6000.00	5800.00	0.00	3.45
2154801. COTTON SEED OIL	40 KG.	LAH	5625.00	5625.00	5450.00	0.00	3.21
		MUL	5450.00	5400.00	4950.00	0.93	10.10
		GUJ	7000.00	7000.00	7000.00	0.00	0.00
		SAR	5250.00	5081.00	5100.00	3.33	2.94
		KAR	5850.00	5850.00	6090.00	0.00	-3.94
		HYD	5150.00	5150.00	5150.00	0.00	0.00
		SKR	5200.00	5360.00	4680.00	-2.99	11.11
		NWB	6000.00	6000.00	6500.00	0.00	-7.69
		PSH	6100.00	6100.00	5800.00	0.00	5.17
2154901. RAFHAN CORN OIL	2.00 LT	LAH	650.00	650.00	525.00	0.00	23.81
		FAS	710.00	720.00	610.00	-1.39	16.39
		RAW	537.50	537.50	537.50	0.00	0.00
		MUL	606.00	606.00	606.00	0.00	0.00
		KAR	547.50	547.50	525.00	0.00	4.29
		HYD	617.01	617.01	610.00	0.00	1.15
		MPK	630.00	630.00	510.00	0.00	23.53
		PSH	670.00	670.00	630.00	0.00	6.35
		MNG	630.00	630.00	590.00	0.00	6.78
		QTA	535.00	535.00	535.00	0.00	0.00

Contd.

7.10 Intercity Wholesale Prices of Selected Commodities

Group/Commodity/Item Specification	Unit	City	Prices (Rs.)			% Change in Apr.-14 Over	
			Apr, 2014	Mar., 2014	Apr, 2013	Mar., 14	Apr., 13
			033. Vegetable Ghee				
2159001. VEGETABLE GHEE(16 KG TIN)	EACH	LAH	2500.00	2550.00	2250.00	-1.96	11.11
		RAW	2465.00	2465.00	2382.50	0.00	3.46
		MUL	2630.00	2680.00	2440.00	-1.87	7.79
		SKT	2570.00	2570.00	2320.00	0.00	10.78
		KAR	2455.00	2455.00	2610.00	0.00	-5.94
		SKR	2390.00	2440.00	2215.00	-2.05	7.90
		MPK	2280.00	2400.00	2150.00	-5.00	6.05
		PSH	2650.00	2740.00	2500.00	-3.28	6.00
		MNG	2640.00	2580.00	2550.00	2.33	3.53
		QTA	2775.00	2775.00	2675.00	0.00	3.74
2159002. VEGETABLE GHEE(DALDA/TULO/HABIB/SHA)	05 KG.	LAH	995.00	995.00	995.00	0.00	0.00
		FAS	965.00	965.00	925.00	0.00	4.32
		RAW	992.50	992.50	977.50	0.00	1.53
		MUL	976.00	976.00	995.00	0.00	-1.91
		SAR	980.00	1090.00	1200.00	-10.09	-18.33
		GJT	970.00	970.00	1080.00	0.00	-10.19
		KAR	982.50	982.50	982.50	0.00	0.00
		HYD	966.00	966.00	966.00	0.00	0.00
		SKR	970.00	970.00	970.00	0.00	0.00
		PSH	970.00	970.00	960.00	0.00	1.04
		QTA	1015.00	1015.00	1010.00	0.00	0.50
034. Oil Cakes							
2171001. COTTON SEED OIL CAKES	40 KG.	LAH	1350.00	1350.00	1125.00	0.00	20.00
		FAS	1600.00	1350.00	900.00	18.52	77.78
		MUL	1175.00	1175.00	850.00	0.00	38.24
		SAR	1287.50	1075.00	895.00	19.77	43.85
		BPR	1675.00	1425.00	1150.00	17.54	45.65
		HYD	1100.00	975.00	780.00	12.82	41.03
		SKR	1315.50	1305.00	957.89	0.80	37.33
		MPK	1340.00	1178.00	780.00	13.75	71.79
		PSH	1100.00	1000.00	1050.00	10.00	4.76
		QTA	925.00	925.00	925.00	0.00	0.00
2171002. MUSTARD & RAPSEED OIL CAKES	40 KG.	LAH	1250.00	1250.00	1075.00	0.00	16.28
		FAS	1400.00	1400.00	1100.00	0.00	27.27
		MUL	1430.00	1430.00	1165.00	0.00	22.75
		SAR	1571.00	1150.00	1285.00	36.61	22.26
		BPR	1475.00	1475.00	1225.00	0.00	20.41
		HYD	1300.00	1300.00	1100.00	0.00	18.18
		SKR	1400.00	1487.18	1230.76	-5.86	13.75
		MPK	1200.00	1400.00	950.00	-14.29	26.32
		PSH	1200.00	1200.00	1000.00	0.00	20.00
		QTA	950.00	950.00	900.00	0.00	5.56
035. Processed Liquid Milk							
2211002. MILK PAK/HALEEB/NESTLE (LITRE)	DOZ.	LAH	1105.00	1019.00	1019.00	8.44	8.44
		FAS	972.50	972.50	1000.00	0.00	-2.75
		RAW	1075.00	1075.00	1019.00	0.00	5.50
		KAR	1080.00	1080.00	1056.00	0.00	2.27
		HYD	1125.00	1075.00	1020.00	4.65	10.29
		SKR	1080.00	1080.00	1020.00	0.00	5.88
		PSH	1075.00	1075.00	1019.00	0.00	5.50
		MNG	1080.00	1080.00	1020.00	0.00	5.88

Contd.

7.10 Intercity Wholesale Prices of Selected Commodities

Group/Commodity/Item Specification	Unit	City	Prices (Rs.)			% Change in Apr.-14 Over			
			Apr, 2014	Mar., 2014	Apr, 2013	Mar., 14	Apr., 13		
036. Milk & Cream in Solid Form									
2221101. POWD.MILK EVERYDAY(NESTLE)1KG.	EACH	LAH	620.00	620.00	500.00	0.00	24.00		
		RAW	620.00	620.00	500.00	0.00	24.00		
		MUL	620.00	620.00	518.50	0.00	19.58		
		KAR	620.00	620.00	512.50	0.00	20.98		
		HYD	621.00	621.00	500.00	0.00	24.20		
		SKR	620.00	620.00	540.00	0.00	14.81		
		PSH	620.00	620.00	525.00	0.00	18.10		
		BNU	600.00	600.00	500.00	0.00	20.00		
		QTA	465.00	465.00	465.00	0.00	0.00		
2221201. POWDERED MILK(SKIMMED)/BAG 25 KG.	EACH	LAH	9550.00	9550.00	8325.00	0.00	14.71		
		RAW	11450.00	10900.00	9550.00	5.05	19.90		
		MUL	10600.00	10600.00	8900.00	0.00	19.10		
		KAR	15900.00	15900.00	9400.00	0.00	69.15		
		PSH	14000.00	14000.00	9400.00	0.00	48.94		
		QTA	7000.00	7000.00	7500.00	0.00	-6.67		
2221202. POWDERED MILK NIDO (1 KG. POLY BA	EACH	LAH	692.00	692.00	579.00	0.00	19.52		
		RAW	690.00	690.00	547.00	0.00	26.14		
		GUJ	692.00	692.00	560.00	0.00	23.57		
		KAR	620.00	620.00	560.00	0.00	10.71		
		HYD	625.00	625.00	578.00	0.00	8.13		
		PSH	620.00	620.00	565.00	0.00	9.73		
037. Ice Cream									
2227001. ICE CREAM POLKA/WALLS	DOZ.	LAH	324.00	324.00	319.00	0.00	1.57		
		RAW	442.50	442.50	387.50	0.00	14.19		
		KAR	264.00	264.00	237.50	0.00	11.16		
		HYD	378.00	378.00	240.00	0.00	57.50		
		SKR	198.00	198.00	198.00	0.00	0.00		
		QTA	384.00	384.00	264.00	0.00	45.45		
038. Dairy Products N.E.C									
2229001. MILO(200 GM. PACK) NESTLE	EACH	LAH	177.00	177.00	177.00	0.00	0.00		
		FAS	175.00	175.00	160.00	0.00	9.38		
		RAW	143.50	143.50	139.00	0.00	3.24		
		MUL	140.00	140.00	140.00	0.00	0.00		
		KAR	174.00	174.00	171.00	0.00	1.75		
		HYD	134.50	134.50	130.00	0.00	3.46		
		MPK	180.00	180.00	150.00	0.00	20.00		
		PSH	155.00	155.00	190.00	0.00	-18.42		
		MING	182.00	182.00	135.00	0.00	34.81		
		QTA	150.00	150.00	150.00	0.00	0.00		
		2229002. LACTOGEN(SOFT PACK 400 GM)	EACH	LAH	355.00	355.00	340.00	0.00	4.41
				FAS	395.00	350.00	340.00	12.86	16.18
RAW	395.00			385.00	345.00	2.60	14.49		
MUL	347.00			347.00	319.37	0.00	8.65		
KAR	348.00			348.00	274.00	0.00	27.01		
HYD	394.00			350.00	345.00	12.57	14.20		
MPK	350.00			350.00	340.00	0.00	2.94		
PSH	370.00			345.00	319.00	7.25	15.99		
QTA	395.00			355.00	360.00	11.27	9.72		
039. Wheat Flour									
2311001. WHEAT FLOUR SUP. QLTY.	80 KG.	LAH	3714.00	3714.00	2975.00	0.00	24.84		
		FAS	3375.00	3375.00	2700.00	0.00	25.00		
		RAW	3825.00	3825.00	3262.50	0.00	17.24		
		MUL	3390.00	3390.00	2550.00	0.00	32.94		

Contd.

7.10 Intercity Wholesale Prices of Selected Commodities

Group/Commodity/Item Specification	Unit	City	Prices (Rs.)			% Change in Apr.-14 Over	
			Apr, 2014	Mar., 2014	Apr, 2013	Mar., 14	Apr., 13
		GUJ	3225.00	3225.00	2770.00	0.00	16.43
		SAR	3600.00	3280.00	3000.00	9.76	20.00
		SKT	3600.00	3600.00	2960.00	0.00	21.62
		GJT	3600.00	3600.00	2780.00	0.00	29.50
		KAR	3180.00	3275.00	3280.00	-2.90	-3.05
		HYD	3625.00	3750.00	3100.00	-3.33	16.94
		SKR	3690.00	3690.00	2880.00	0.00	28.13
		LRK	3200.00	3680.00	2960.00	-13.04	8.11
		PSH	3450.00	3575.00	2850.00	-3.50	21.05
		QTA	3520.00	3520.00	2900.00	0.00	21.38
2311002. WHEAT FLOUR AVG. QLTY	80 KG.	LAH	3140.00	3140.00	2635.00	0.00	19.17
		FAS	3110.00	3110.00	2520.00	0.00	23.41
		RAW	3287.50	3287.50	2687.50	0.00	22.33
		MUL	3130.00	3130.00	2470.00	0.00	26.72
		SAH	2800.00	2800.00	2640.00	0.00	6.06
		SAR	3140.00	3000.00	2640.00	4.67	18.94
		BPR	3100.00	3440.00	2704.00	-9.88	14.64
		GJT	3300.00	3300.00	2680.00	0.00	23.13
		KAR	2980.00	3142.50	3100.00	-5.17	-3.87
		HYD	3200.00	3600.00	2800.00	-11.11	14.29
		SKR	3220.00	3620.00	2720.00	-11.05	18.38
		LRK	2880.00	3600.00	2880.00	-20.00	0.00
		MPK	2900.00	3440.00	2500.00	-15.70	16.00
		PSH	3500.00	3400.00	2780.00	2.94	25.90
		MNG	3400.00	3400.00	2760.00	0.00	23.19
		QTA	3340.00	3340.00	2650.00	0.00	26.04
2311003. WHEAT FLOUR/BAG OF 10 KG.	EACH	LAH	392.00	392.00	340.00	0.00	15.29
		FAS	402.50	402.50	320.00	0.00	25.78
		RAW	395.00	395.00	340.00	0.00	16.18
		MUL	385.00	385.00	320.00	0.00	20.31
		GUJ	392.50	392.50	335.00	0.00	17.16
		SKT	395.00	395.00	335.00	0.00	17.91
		BPR	387.50	405.00	338.00	-4.32	14.64
		GJT	385.00	385.00	330.00	0.00	16.67
		KAR	419.00	419.00	387.50	0.00	8.13
		HYD	400.00	450.00	365.00	-11.11	9.59
		SKR	430.00	455.00	347.50	-5.49	23.74
		LRK	400.00	450.00	360.00	-11.11	11.11
		MPK	380.00	440.00	330.00	-13.64	15.15
		NWB	400.00	430.00	290.00	-6.98	37.93
		PSH	430.00	435.00	350.00	-1.15	22.86
		QTA	430.00	430.00	350.00	0.00	22.86
2311004. MAIDA AVG. QLTY.	80 KG.	LAH	3700.00	3700.00	3075.00	0.00	20.33
		FAS	3750.00	3750.00	2800.00	0.00	33.93
		RAW	3875.00	3875.00	3262.50	0.00	18.77
		MUL	3700.00	3700.00	3010.00	0.00	22.92
		SAR	3760.00	3700.00	2960.00	1.62	27.03
		BPR	3870.00	3870.00	3100.00	0.00	24.84
		GJT	3640.00	3800.00	3000.00	-4.21	21.33
		KAR	3380.00	3592.50	3530.00	-5.92	-4.25
		HYD	3625.00	3750.00	3100.00	-3.33	16.94
		SKR	3600.00	3750.00	3030.00	-4.00	18.81
		MPK	3800.00	3800.00	3040.00	0.00	25.00
		PSH	3800.00	3900.00	3200.00	-2.56	18.75

Contd.

7.10 Intercity Wholesale Prices of Selected Commodities

Group/Commodity/Item Specification	Unit	City	Prices (Rs.)			% Change in Apr.-14 Over			
			Apr, 2014	Mar., 2014	Apr, 2013	Mar., 14	Apr., 13		
2311005. SUJI	85 KG.	MNG	3950.00	3950.00	3250.00	0.00	21.54		
		QTA	5400.00	4400.00	2950.00	22.73	83.05		
		LAH	3987.50	3987.50	3275.00	0.00	21.76		
		FAS	3900.00	3900.00	3000.00	0.00	30.00		
		RAW	3962.50	3962.50	3287.50	0.00	20.53		
		MUL	3775.00	3775.00	3030.00	0.00	24.59		
		SAH	4000.00	4000.00	3600.00	0.00	11.11		
		BPR	4080.00	4080.00	3300.00	0.00	23.64		
		GJT	3876.00	4165.00	3264.00	-6.94	18.75		
		KAR	3380.00	3592.50	3570.00	-5.92	-5.32		
		HYD	3750.00	3800.00	3250.00	-1.32	15.38		
		SKR	3867.50	4037.50	3264.00	-4.21	18.49		
		MPK	4080.00	4080.00	3315.00	0.00	23.08		
		PSH	3820.00	3850.00	3244.00	-0.78	17.76		
2311006. CERELAC WHEAT(400 GM.)	EACH	QTA	5200.00	4200.00	3800.00	23.81	36.84		
		LAH	197.33	197.33	197.33	0.00	0.00		
		FAS	240.00	220.00	205.00	9.09	17.07		
		RAW	251.43	251.43	226.00	0.00	11.25		
		MUL	206.75	206.75	206.75	0.00	0.00		
		KAR	198.00	198.00	198.00	0.00	0.00		
		HYD	220.00	220.00	210.00	0.00	4.76		
		MPK	210.00	210.00	210.00	0.00	0.00		
		PSH	206.00	206.00	206.00	0.00	0.00		
		MNG	240.00	240.00	240.00	0.00	0.00		
		QTA	180.00	180.00	180.00	0.00	0.00		
		040. Other Cereal Flour							
		2312001. BESAN	85 KG.	LAH	5255.00	5255.00	7050.00	0.00	-25.46
				FAS	4890.00	4993.00	5312.50	-2.06	-7.95
		RAW	5650.00	5650.00	6362.50	0.00	-11.20		
		MUL	4975.00	4900.00	6100.00	1.53	-18.44		
		GUJ	5400.00	5400.00	6577.50	0.00	-17.90		
		SAR	5100.00	4950.00	5525.00	3.03	-7.69		
		SKT	5250.00	5250.00	6375.00	0.00	-17.65		
		GJT	4857.00	5100.00	6575.00	-4.76	-26.13		
		KSR	5300.00	5300.00	7000.00	0.00	-24.29		
		KAR	6035.00	5907.00	8135.00	2.17	-25.81		
		HYD	5250.00	5200.00	7650.00	0.96	-31.37		
		SKR	5418.50	5418.75	6162.50	0.00	-12.07		
		MPK	5950.00	5950.00	6200.00	0.00	-4.03		
		PSH	5540.00	5500.00	8750.00	0.73	-36.69		
		QTA	7850.00	6850.00	8270.00	14.60	-5.08		
041. Sugar Refined									
2352001. SUGAR REFINED(BAG)	50 KG.	LAH	2560.00	2640.00	2625.00	-3.03	-2.48		
		FAS	2510.00	2585.00	2590.00	-2.90	-3.09		
		RAW	2490.00	2587.50	2637.50	-3.77	-5.59		
		MUL	2455.00	2455.00	2520.00	0.00	-2.58		
		GUJ	2530.00	2390.00	2580.00	5.86	-1.94		
		SKT	2550.00	2550.00	2590.00	0.00	-1.54		
		GJT	2530.00	2560.00	2600.00	-1.17	-2.69		
		KAR	2575.00	2425.00	2435.00	6.19	5.75		
		HYD	2430.00	2430.00	2500.00	0.00	-2.80		
		MPK	2450.00	2420.00	2475.00	1.24	-1.01		
		PSH	2500.00	2560.00	2500.00	-2.34	0.00		

Contd.

7.10 Intercity Wholesale Prices of Selected Commodities

Group/Commodity/Item Specification	Unit	City	Prices (Rs.)			% Change in Apr.-14 Over	
			Apr, 2014	Mar., 2014	Apr, 2013	Mar., 14	Apr., 13
2352002. GUR AVG. QLTY.	40 KG.	MNG	2560.00	2607.50	2520.00	-1.82	1.59
		QTA	2530.00	2550.00	2600.00	-0.78	-2.69
		LAH	2550.00	2550.00	2275.00	0.00	12.09
		MUL	2050.00	2050.00	2100.00	0.00	-2.38
		SAR	2300.00	2600.00	2125.00	-11.54	8.24
		SKT	2650.00	2650.00	2700.00	0.00	-1.85
		KSR	2425.00	2425.00	2050.00	0.00	18.29
		KAR	2100.00	2100.00	2090.00	0.00	0.48
		HYD	2300.00	2300.00	2050.00	0.00	12.20
		SKR	2000.00	1825.00	2150.00	9.59	-6.98
		PSH	2835.00	2820.00	2420.00	0.53	17.15
		MNG	3000.00	3000.00	2800.00	0.00	7.14
		QTA	3400.00	2950.00	2850.00	15.25	19.30
042. Chocolate							
2366001. CHOCOLATE CANDY (NOW)	DOZ.	LAH	52.00	52.00	52.00	0.00	0.00
		RAW	54.50	54.50	54.50	0.00	0.00
		BPR	55.00	55.00	55.00	0.00	0.00
		KSR	52.00	52.00	52.00	0.00	0.00
		KAR	52.00	52.00	52.00	0.00	0.00
		PSH	51.00	51.00	51.00	0.00	0.00
		QTA	54.00	54.00	54.00	0.00	0.00
043. Sugar Confectionary							
2367001. TOFFEE (HILAL)	DOZ.	LAH	10.00	10.00	10.00	0.00	0.00
		RAW	10.00	10.00	10.00	0.00	0.00
		GUJ	10.00	10.00	10.00	0.00	0.00
		SKT	10.00	10.00	10.00	0.00	0.00
		BPR	10.97	10.97	10.97	0.00	0.00
		KSR	10.00	10.00	10.00	0.00	0.00
		KAR	10.00	10.00	10.00	0.00	0.00
		HYD	10.00	10.00	10.00	0.00	0.00
		LRK	10.50	10.50	10.50	0.00	0.00
		PSH	12.00	12.00	12.00	0.00	0.00
	QTA	10.00	10.00	10.00	0.00	0.00	
044. Coffee & Tea							
2391301. TEA LIPTON YELLOW LABEL 200 G.PKT	06 PKT.	LAH	700.50	948.00	936.50	-26.11	-25.20
		FAS	694.73	826.31	864.00	-15.92	-19.59
		RAW	832.50	832.50	892.50	0.00	-6.72
		MUL	708.42	798.96	884.64	-11.33	-19.92
		SKT	758.00	758.00	884.00	0.00	-14.25
		KAR	852.63	852.63	947.00	0.00	-9.97
		HYD	799.02	799.02	781.86	0.00	2.19
		SKR	708.88	781.73	882.86	-9.32	-19.71
		PSH	830.00	830.00	840.00	0.00	-1.19
		MNG	960.00	960.00	834.00	0.00	15.11
	QTA	810.00	810.00	960.00	0.00	-15.63	
2391302. TEA SUPREME 200 G. PKT.	06 PKT.	LAH	682.74	880.00	832.57	-22.42	-18.00
		FAS	589.47	673.68	792.00	-12.50	-25.57
		RAW	692.50	692.50	812.50	0.00	-14.77
		MUL	600.76	656.28	787.62	-8.46	-23.72
		SKT	720.00	720.00	672.00	0.00	7.14
		KAR	694.74	694.74	947.00	0.00	-26.64
		HYD	656.34	656.34	713.40	0.00	-8.00
		SKR	600.75	672.83	882.86	-10.71	-31.95
		PSH	815.00	815.00	756.00	0.00	7.80

Contd.

7.10 Intercity Wholesale Prices of Selected Commodities

Group/Commodity/Item Specification	Unit	City	Prices (Rs.)			% Change in Apr.-14 Over			
			Apr, 2014	Mar., 2014	Apr, 2013	Mar., 14	Apr., 13		
2391303. TEA LOOSE	KG.	MNG	878.94	878.94	789.00	0.00	11.40		
		QTA	697.00	697.00	697.00	0.00	0.00		
		LAH	422.50	455.00	510.00	-7.14	-17.16		
		FAS	515.00	515.00	505.00	0.00	1.98		
		RAW	485.00	485.00	505.00	0.00	-3.96		
		MUL	475.00	475.00	420.00	0.00	13.10		
		SKT	350.00	350.00	335.00	0.00	4.48		
		GJT	460.00	460.00	500.00	0.00	-8.00		
		KAR	450.00	470.00	477.50	-4.26	-5.76		
		HYD	470.00	470.00	480.00	0.00	-2.08		
		SKR	465.00	480.00	480.00	-3.13	-3.13		
		MPK	290.00	290.00	335.00	0.00	-13.43		
		PSH	520.00	520.00	520.00	0.00	0.00		
		MNG	465.00	502.50	520.00	-7.46	-10.58		
2391304. TEA TAPAL MIXTURE (200 G) PKT.	06 PKT	QTA	410.00	410.00	390.00	0.00	5.13		
		LAH	642.00	880.00	880.00	-27.05	-27.05		
		FAS	610.52	715.78	720.00	-14.71	-15.21		
		RAW	705.00	705.00	817.50	0.00	-13.76		
		MUL	618.95	705.60	811.20	-12.28	-23.70		
		KAR	757.89	842.00	875.00	-9.99	-13.38		
		HYD	708.00	708.00	825.60	0.00	-14.24		
		PSH	734.00	734.00	685.00	0.00	7.15		
		MNG	730.00	730.00	690.00	0.00	5.80		
		QTA	860.00	860.00	740.00	0.00	16.22		
		045. Spices							
		2392101. BLACK PEPPER 50 G.PKT.(NATIONAL)	EACH	LAH	88.90	88.90	67.88	0.00	30.97
				RAW	88.00	88.00	70.00	0.00	25.71
				MUL	86.89	86.89	67.98	0.00	27.82
SKT	67.00			67.00	67.00	0.00	0.00		
KAR	92.00			78.00	78.00	17.95	17.95		
HYD	75.00			75.00	75.00	0.00	0.00		
MPK	69.25			69.25	69.25	0.00	0.00		
PSH	87.00			87.00	68.00	0.00	27.94		
MNG	65.00			65.00	75.00	0.00	-13.33		
QTA	69.00			69.00	69.00	0.00	0.00		
2392201. RED CHILLIES(200 G PKT.NATIONAL)	EACH			LAH	95.00	95.00	118.00	0.00	-19.49
				FAS	96.32	96.32	110.00	0.00	-12.44
				RAW	96.50	96.50	112.50	0.00	-14.22
				MUL	95.52	95.52	100.00	0.00	-4.48
		SKT	115.00	115.00	165.00	0.00	-30.30		
		KAR	100.00	100.00	152.00	0.00	-34.21		
		HYD	105.00	105.00	120.00	0.00	-12.50		
		MPK	96.50	96.50	100.00	0.00	-3.50		
		PSH	96.00	96.00	159.00	0.00	-39.62		
		MNG	105.00	105.00	180.00	0.00	-41.67		
		QTA	92.00	92.00	176.00	0.00	-47.73		
		2392402. CORRIANDER PWD.200 G. PKT.NAT.	EACH	LAH	70.93	70.93	70.93	0.00	0.00
				FAS	70.78	70.78	64.20	0.00	10.25
				RAW	77.50	77.50	67.50	0.00	14.81
MUL	67.02			68.18	69.58	-1.70	-3.68		
SKT	70.00			70.00	70.00	0.00	0.00		
KAR	84.00			75.00	108.00	12.00	-22.22		
HYD	77.00			77.00	77.00	0.00	0.00		
MPK	68.41			68.41	68.41	0.00	0.00		

Contd.

7.10 Intercity Wholesale Prices of Selected Commodities

Group/Commodity/Item Specification	Unit	City	Prices (Rs.)			% Change in Apr.-14 Over			
			Apr, 2014	Mar., 2014	Apr, 2013	Mar., 14	Apr., 13		
2392601. CLOVES	40 KG.	PSH	70.00	70.00	66.54	0.00	5.20		
		MNG	70.00	70.00	75.00	0.00	-6.67		
		QTA	81.60	81.60	71.00	0.00	14.93		
		LAH	55500.00	55500.00	54000.00	0.00	2.78		
		RAW	44250.00	44250.00	41250.00	0.00	7.27		
		MUL	59000.00	59000.00	47000.00	0.00	25.53		
		KAR	59000.00	59000.00	52000.00	0.00	13.46		
		HYD	54500.00	54500.00	51000.00	0.00	6.86		
		MPK	54000.00	54000.00	53000.00	0.00	1.89		
		PSH	48500.00	48500.00	44000.00	0.00	10.23		
		QTA	51000.00	51000.00	24000.00	0.00	112.50		
046. Other Food Products									
2399401. VINEGAR SYNTHETIC (SIRKA)	DOZ.	LAH	660.00	660.00	660.00	0.00	0.00		
		RAW	835.00	765.00	655.00	9.15	27.48		
		KAR	430.00	430.00	430.00	0.00	0.00		
		PSH	560.00	560.00	570.00	0.00	-1.75		
		QTA	786.00	786.00	786.00	0.00	0.00		
2399901. TURMERIC POWDER(50 G.PKT.NATIONAL)	EACH	LAH	31.50	31.50	31.50	0.00	0.00		
		FAS	31.96	31.96	32.00	0.00	-0.13		
		RAW	30.00	30.00	30.00	0.00	0.00		
		MUL	31.69	31.69	30.17	0.00	5.04		
		SKT	35.00	35.00	35.00	0.00	0.00		
		KAR	52.00	52.00	52.00	0.00	0.00		
		HYD	39.00	39.00	39.00	0.00	0.00		
		SKR	31.69	31.69	37.00	0.00	-14.35		
		MPK	32.00	32.00	32.00	0.00	0.00		
		PSH	31.20	31.20	31.20	0.00	0.00		
		MNG	30.00	30.00	39.00	0.00	-23.08		
				QTA	36.00	36.00	36.00	0.00	0.00
		047. Mineral Water							
2441001. MINERAL WATER NESTLE(1.5 LTR)	DOZ.	LAH	480.00	480.00	480.00	0.00	0.00		
		FAS	440.00	405.00	390.00	8.64	12.82		
		RAW	467.50	467.50	442.50	0.00	5.65		
		MUL	460.00	460.00	419.00	0.00	9.79		
		GUJ	450.00	450.00	420.00	0.00	7.14		
		SKT	419.00	419.00	419.00	0.00	0.00		
		KAR	456.00	456.00	410.00	0.00	11.22		
		HYD	470.00	470.00	422.00	0.00	11.37		
		SKR	450.00	450.00	420.00	0.00	7.14		
		MPK	418.00	418.00	418.00	0.00	0.00		
		PSH	443.00	443.00	400.00	0.00	10.75		
				QTA	528.00	528.00	444.00	0.00	18.92
		048. Beverages							
2449001. COCA COLA(CRATE OF 24 BOTTLES)	EACH	LAH	442.00	394.00	312.00	12.18	41.67		
		FAS	445.00	396.00	322.00	12.37	38.20		
		RAW	382.50	382.50	312.00	0.00	22.60		
		MUL	403.00	354.00	326.00	13.84	23.62		
		SKT	323.00	323.00	323.00	0.00	0.00		
		GJT	396.00	396.00	322.00	0.00	22.98		
		KAR	425.00	385.00	327.50	10.39	29.77		
		HYD	444.00	384.00	324.00	15.63	37.04		
		SKR	325.00	325.00	325.00	0.00	0.00		
		MPK	390.00	390.00	330.00	0.00	18.18		
				PSH	397.00	397.00	322.00	0.00	23.29

Contd.

7.10 Intercity Wholesale Prices of Selected Commodities

Group/Commodity/Item Specification	Unit	City	Prices (Rs.)			% Change in Apr.-14 Over	
			Apr, 2014	Mar., 2014	Apr, 2013	Mar., 14	Apr., 13
2449002. SEVEN UP (CRATE OF 24 BOTTLES)	EACH	BNU	475.00	405.00	325.00	17.28	46.15
		MNG	395.00	395.00	325.00	0.00	21.54
		QTA	360.00	360.00	360.00	0.00	0.00
		LAH	442.00	394.00	312.00	12.18	41.67
		FAS	445.00	396.00	323.00	12.37	37.77
		RAW	382.50	382.50	312.00	0.00	22.60
		MUL	354.00	354.00	326.00	0.00	8.59
		SKT	323.00	323.00	323.00	0.00	0.00
		GJT	396.00	396.00	323.00	0.00	22.60
		KAR	425.00	385.00	327.50	10.39	29.77
		HYD	444.00	384.00	324.00	15.63	37.04
		SKR	352.00	325.00	325.00	8.31	8.31
MPK	390.00	390.00	330.00	0.00	18.18		
PSH	397.00	397.00	322.00	0.00	23.29		
2449003. MAKKA COLA (CRATE OF 24 BOTTLES)	EACH	BNU	475.00	405.00	325.00	17.28	46.15
		MNG	395.00	395.00	325.00	0.00	21.54
		QTA	360.00	360.00	360.00	0.00	0.00
		MUL	280.00	280.00	260.00	0.00	7.69
		GUJ	280.00	280.00	260.00	0.00	7.69
		SKT	270.00	270.00	247.00	0.00	9.31
2449004. PEPSI COLA (CRATE OF 24 BOTTLES)	EACH	PSH	410.00	410.00	410.00	0.00	0.00
		BNU	322.00	322.00	322.00	0.00	0.00
		MNG	322.00	322.00	322.00	0.00	0.00
		LAH	442.00	394.00	312.00	12.18	41.67
		FAS	445.00	396.00	323.00	12.37	37.77
		RAW	382.50	382.50	312.00	0.00	22.60
		MUL	403.00	354.00	326.00	13.84	23.62
		SKT	394.00	394.00	323.00	0.00	21.98
		GJT	394.00	394.00	322.00	0.00	22.36
		KAR	425.00	382.50	330.00	11.11	28.79
		HYD	384.00	384.00	324.00	0.00	18.52
		SKR	325.00	325.00	325.00	0.00	0.00
PSH	397.00	397.00	322.00	0.00	23.29		
BNU	475.00	405.00	325.00	17.28	46.15		
MNG	395.00	395.00	325.00	0.00	21.54		
QTA	408.00	408.00	408.00	0.00	0.00		
049. Tobacco Products							
2502001. CIGARETTES K-2 10'S (FILTER)	1000	KAR	1790.00	1790.00	1550.00	0.00	15.48
2502002. CIGARETTES MELBOURNE	1000	KAR	1892.45	1892.45	1625.00	0.00	16.46
2502003. CIGARETTES CAPSTAN LSFT 10 SS	1000	KAR	1892.45	1892.45	1625.00	0.00	16.46
2502004. CIGARETTES GOLD LEAF (KSFT) 20	1000	KAR	4184.95	4184.95	3600.00	0.00	16.25
3b) Textiles & Apparels							
050. Cotton Yarn							
2636001. COTTON YARN 10/1 POPULAR FIBER	10 LB.	KAR	950.00	950.00	1080.00	0.00	-12.04
2636002. COTTON YARN 16/1 MGM	10 LB.	KAR	1175.00	1225.00	1272.50	-4.08	-7.66
2636003. COTTON YARN 21/1 SURIYA TEXTILE	10 LB.	KAR	1232.00	1292.00	1345.00	-4.64	-8.40
2636004. COTTON YARN 42/1 ABDULLAH TEXTILE	10 LB.	KAR	1600.00	1600.00	1600.00	0.00	0.00
2636005. COTTON YARN 20/2 BAJWA	10 LB.	KAR	1310.00	1380.00	1380.00	-5.07	-5.07
051. Nylon Yarn							
2643001. NYLON YARN RUPALI(PAK)50/72/00	LB.	KAR	108.50	115.00	110.88	-5.65	-2.15
2643002. NYLON YARN GRATON 50/36/00FLAT	LB.	KAR	90.88	96.00	129.00	-5.33	-29.55
2643003. NYLON YARN GRATON 75/48/0 DTY	LB.	KAR	108.75	115.00	111.13	-5.43	-2.14
052. Blended Yarn							
2645001. BLND.YARN 30/1 A.A TEX.Z.TW PVC	LB.	KAR	138.00	143.00	141.00	-3.50	-2.13

Contd.

7.10 Intercity Wholesale Prices of Selected Commodities

Group/Commodity/Item Specification	Unit	City	Prices (Rs.)			% Change in Apr.-14 Over	
			Apr, 2014	Mar., 2014	Apr, 2013	Mar., 14	Apr., 13
2645002. BLND.YARN 40/1 SANA	LB.	KAR	153.50	160.00	160.00	-4.06	-4.06
2645003. BLND.YARN 60/1 PP AGAR	LB.	KAR	124.00	124.00	124.00	0.00	0.00
2645004. BLND.YARN 30/1 A.A TEX.COMBED	LB.	KAR	142.50	150.00	154.00	-5.00	-7.47
2645005. BLND.YARN 40/1 A.A. TEXTILE	LB.	KAR	143.00	143.00	143.00	0.00	0.00
053. Woven Fabrics							
2654001. LIGHT WEIGHT WORSTED (L.PUR)	MTR.	LAH	555.00	555.00	555.00	0.00	0.00
		RAW	1037.50	1037.50	825.00	0.00	25.76
		KAR	1380.00	1380.00	1330.00	0.00	3.76
2654002. HEAVY WEIGHT SUITING (L.PUR)	MTR.	LAH	875.00	875.00	875.00	0.00	0.00
		RAW	1325.00	1325.00	1075.00	0.00	23.26
		KAR	1930.00	1930.00	1860.00	0.00	3.76
2654003. TWEED (LAWRENCEPUR)	MTR.	LAH	777.50	777.50	777.50	0.00	0.00
		RAW	1125.00	1125.00	925.00	0.00	21.62
		KAR	1610.00	1610.00	1550.00	0.00	3.87
2654004. WORSTED (LAWRENCEPUR)	MTR.	LAH	790.00	790.00	790.00	0.00	0.00
		RAW	1175.00	1175.00	975.00	0.00	20.51
		KAR	1620.00	1620.00	1550.00	0.00	4.52
054. Cotton Fabrics							
2662001. LATHA GUL AHMED 90000 SUP. QLTY.	40 MTR.	LAH	7900.00	7900.00	6800.00	0.00	16.18
		FAS	8400.00	8400.00	8400.00	0.00	0.00
		RAW	5225.00	4975.00	4825.00	5.03	8.29
		MUL	8095.00	8095.00	8095.00	0.00	0.00
		KAR	8300.00	7082.50	7082.50	17.19	17.19
		HYD	7000.00	7000.00	7000.00	0.00	0.00
2662002. LATHA PRESIDENT SUP. QLTY.	40 MTR.	LAH	3450.00	3450.00	3450.00	0.00	0.00
		MUL	6000.00	6000.00	6000.00	0.00	0.00
		KAR	3682.50	3682.50	3682.50	0.00	0.00
2662003. LATHA MAST QALANDER SUP. QLTY.	40 MTR.	MUL	4920.00	4920.00	4120.00	0.00	19.42
		KAR	2810.00	2810.00	2810.00	0.00	0.00
2662004. LATHA MUGHAL-E-AZAM SUP. QLTY.	40 MTR.	LAH	3650.00	3650.00	3650.00	0.00	0.00
		FAS	5500.00	5500.00	5300.00	0.00	3.77
		RAW	5150.00	4775.00	4625.00	7.85	11.35
		MUL	5880.00	5880.00	5200.00	0.00	13.08
		KAR	4100.00	2620.00	2620.00	56.49	56.49
		HYD	4500.00	4500.00	4500.00	0.00	0.00
055. Other Fabrics							
2669001. LAWN AVG. QLTY.	MTR.	LAH	75.50	75.50	75.50	0.00	0.00
		FAS	92.50	92.50	91.00	0.00	1.65
		RAW	117.50	102.50	97.50	14.63	20.51
		MUL	115.00	115.00	95.00	0.00	21.05
		KAR	115.00	95.00	82.50	21.05	39.39
		HYD	100.00	100.00	100.00	0.00	0.00
		SKR	45.00	45.00	45.00	0.00	0.00
		QTA	120.00	120.00	110.00	0.00	9.09
		MTR.	LAH	177.50	177.50	177.50	0.00
2669002. LAWN SUP. QLTY.		FAS	230.00	230.00	240.00	0.00	-4.17
		RAW	195.00	172.50	162.50	13.04	20.00
		MUL	190.00	190.00	170.00	0.00	11.76
		KAR	225.00	207.50	207.50	8.43	8.43
		QTA	142.50	142.50	132.50	0.00	7.55
		MTR.	LAH	39.50	39.50	39.50	0.00
2669003. GREY CLOTH 52"		FAS	58.50	58.50	58.50	0.00	0.00
		RAW	41.00	41.00	41.00	0.00	0.00
		MUL	90.00	90.00	62.00	0.00	45.16

Contd.

7.10 Intercity Wholesale Prices of Selected Commodities

Group/Commodity/Item Specification	Unit	City	Prices (Rs.)			% Change in Apr.-14 Over	
			Apr, 2014	Mar., 2014	Apr, 2013	Mar., 14	Apr., 13
2669004. GREY CLOTH 98"	MTR.	KAR	67.50	67.50	67.50	0.00	0.00
		LRK	105.00	105.00	105.00	0.00	0.00
		LAH	59.50	59.50	59.50	0.00	0.00
		FAS	115.00	115.00	115.00	0.00	0.00
		KAR	125.00	80.00	80.00	56.25	56.25
2669005. DRILL DYED	MTR.	LAH	54.50	54.50	54.50	0.00	0.00
		FAS	85.00	85.00	62.00	0.00	37.10
		RAW	32.50	32.50	32.50	0.00	0.00
		KAR	105.00	67.50	67.50	55.56	55.56
		QTA	55.00	55.00	55.00	0.00	0.00
056. Silk & Reyon Fabrics							
2679001. KT. SHIRTING AL-KARAM SUP. QLTY.	MTR.	LAH	64.50	64.50	64.50	0.00	0.00
		RAW	117.50	102.50	97.50	14.63	20.51
		KAR	105.00	82.50	77.00	27.27	36.36
		FAS	212.50	212.50	212.50	0.00	0.00
		RAW	117.50	102.50	97.50	14.63	20.51
2679002. KT. SHIRTING TOYOBO SUP. QLTY.	MTR.	MUL	85.00	85.00	80.00	0.00	6.25
		KAR	72.50	72.50	67.50	0.00	7.41
		QTA	73.00	73.00	73.00	0.00	0.00
		LAH	30.50	30.50	30.50	0.00	0.00
		KAR	39.00	39.00	39.00	0.00	0.00
2679003. WOOLY FLAT	MTR.	QTA	62.50	62.50	62.50	0.00	0.00
		LAH	49.00	49.00	49.00	0.00	0.00
		RAW	47.50	47.50	47.50	0.00	0.00
		MUL	95.00	95.00	80.00	0.00	18.75
		KAR	41.00	41.00	41.00	0.00	0.00
2679004. SILK AVG. QLTY.	MTR.	SKR	30.00	30.00	30.00	0.00	0.00
		QTA	55.00	55.00	55.00	0.00	0.00
		LAH	74.50	74.50	74.50	0.00	0.00
		FAS	237.50	237.50	237.50	0.00	0.00
		RAW	77.50	77.50	77.50	0.00	0.00
2679005. SILK SUP. QLTY.	MTR.	QTA	75.00	75.00	75.00	0.00	0.00
		LAH	97.50	97.50	97.50	0.00	0.00
		KAR	97.50	97.50	85.00	0.00	14.71
		QTA	78.00	78.00	78.00	0.00	0.00
		LAH	1550.00	1550.00	1399.00	0.00	10.79
2684001. TOWEL MED SIZE AVG. QLTY.	DOZ.	FAS	1650.00	1650.00	1650.00	0.00	0.00
		KSR	1550.00	1550.00	1120.00	0.00	38.39
		KAR	2040.00	1640.00	1520.00	24.39	34.21
		SKR	1800.00	1800.00	1800.00	0.00	0.00
		PSH	2200.00	2200.00	1680.00	0.00	30.95
		QTA	1410.00	1410.00	1410.00	0.00	0.00
		LAH	2400.00	2400.00	1900.00	0.00	26.32
2711001. BLANKET MOONLITE SINGLE	EACH	RAW	2725.00	2725.00	2275.00	0.00	19.78
		KAR	1830.00	1830.00	1590.00	0.00	15.09
		LAH	3000.00	3000.00	2500.00	0.00	20.00
2711002. BLANKET MOONLITE DOUBLE	EACH	RAW	3125.00	3125.00	2675.00	0.00	16.82
		KAR	2335.00	2335.00	2150.00	0.00	8.60
		LAH	3250.00	3250.00	2450.00	0.00	32.65
059. Bed Sheets							
2712001. BED SHEET COTTON SINGLE AVG. QLTY.	DOZ.	FAS	4300.00	4300.00	4300.00	0.00	0.00
		KAR	3750.00	3420.00	3080.00	9.65	21.75
		LAH	3250.00	3250.00	2450.00	0.00	32.65

Contd.

7.10 Intercity Wholesale Prices of Selected Commodities

Group/Commodity/Item Specification	Unit	City	Prices (Rs.)			% Change in Apr.-14 Over	
			Apr, 2014	Mar., 2014	Apr, 2013	Mar., 14	Apr., 13
		SKR	3600.00	3600.00	3600.00	0.00	0.00
		PSH	4800.00	4800.00	3600.00	0.00	33.33
		QTA	2750.00	2750.00	2750.00	0.00	0.00
2712002. BED SHEET COTTON DOUBLE AVG. QLTY.	DOZ.	LAH	5650.00	5650.00	3800.00	0.00	48.68
		FAS	4900.00	4900.00	4900.00	0.00	0.00
		KAR	5700.00	4200.00	4020.00	35.71	41.79
		SKR	7800.00	7800.00	7800.00	0.00	0.00
		PSH	9600.00	9600.00	8400.00	0.00	14.29
		QTA	4250.00	4250.00	4250.00	0.00	0.00
060. Quilts							
2718001. READY MADE QUILT	EACH	LAH	750.00	750.00	687.50	0.00	9.09
		RAW	737.50	737.50	637.50	0.00	15.69
		KAR	760.00	760.00	675.00	0.00	12.59
		PSH	875.00	875.00	710.00	0.00	23.24
		QTA	600.00	600.00	600.00	0.00	0.00
061. Woolen Carpets							
2721001. WOOLEN CARPET	SQ.FT.	LAH	44.50	44.50	42.00	0.00	5.95
		KAR	51.00	51.00	47.50	0.00	7.37
062. Synthetic Carpets							
2729001. SYNTHETIC CARPET	SQ.FT.	LAH	21.50	21.50	20.00	0.00	7.50
		RAW	23.50	23.50	23.50	0.00	0.00
		KAR	45.50	45.50	45.00	0.00	1.11
		QTA	46.50	46.50	46.50	0.00	0.00
063. Hosiery Products							
2821001. UNDER WEAR MED. SIZE AVG. QLTY.	DOZ.	LAH	975.00	975.00	780.00	0.00	25.00
		FAS	780.00	780.00	780.00	0.00	0.00
		RAW	1587.50	1475.00	1325.00	7.63	19.81
		KAR	775.00	775.00	762.00	0.00	1.71
		SKR	780.00	780.00	780.00	0.00	0.00
		PSH	900.00	900.00	850.00	0.00	5.88
		QTA	420.00	420.00	420.00	0.00	0.00
2821002. VEST (BANYAN)MED. SIZE AVG. QLTY.	DOZ.	LAH	1025.00	1025.00	780.00	0.00	31.41
		FAS	900.00	900.00	900.00	0.00	0.00
		RAW	1587.50	1475.00	1325.00	7.63	19.81
		KAR	775.00	775.00	762.00	0.00	1.71
		SKR	1322.50	1322.50	1322.50	0.00	0.00
		PSH	1020.00	1020.00	1020.00	0.00	0.00
		QTA	720.00	720.00	720.00	0.00	0.00
2821003. SOCKS NYLON MIXED GENTS SUP. QLTY.	DOZ.	LAH	1075.00	1075.00	1032.50	0.00	4.12
		FAS	710.00	710.00	710.00	0.00	0.00
		RAW	812.50	812.50	762.50	0.00	6.56
		KAR	635.00	635.00	635.00	0.00	0.00
		SKR	860.00	860.00	860.00	0.00	0.00
		PSH	840.00	840.00	800.00	0.00	5.00
		QTA	620.00	620.00	610.00	0.00	1.64
2821004. SOCKS COTTON GENTS AVG. QLTY.	DOZ.	LAH	625.00	625.00	527.50	0.00	18.48
		FAS	510.00	510.00	510.00	0.00	0.00
		KAR	580.00	580.00	580.00	0.00	0.00
064. Readymade Garments							
2823101. PANTS GENTS (W&W) AVG. QLTY.	DOZ.	LAH	3575.00	3575.00	3355.00	0.00	6.56
		RAW	6350.00	6250.00	5750.00	1.60	10.43
		KAR	5550.00	4900.00	4450.00	13.27	24.72
2823102. SHORT	DOZ.	LAH	955.00	955.00	810.00	0.00	17.90
		KAR	1260.00	1122.00	1122.00	12.30	12.30

Contd.

7.10 Intercity Wholesale Prices of Selected Commodities

Group/Commodity/Item Specification	Unit	City	Prices (Rs.)			% Change in Apr.-14 Over	
			Apr, 2014	Mar., 2014	Apr, 2013	Mar., 14	Apr., 13
		HYD	2000.00	2000.00	1500.00	0.00	33.33
2823103. AWAMI SUIT(W&W) AVG. QLTY.	DOZ.	LAH	4525.00	4525.00	4525.00	0.00	0.00
		RAW	10250.00	7950.00	7450.00	28.93	37.58
		KAR	8100.00	4985.00	4500.00	62.49	80.00
		QTA	4800.00	4800.00	4800.00	0.00	0.00
2823201. SHIRT GENTS (W&W) AVG. QLTY.	DOZ.	LAH	3233.33	3225.00	3225.00	0.26	0.26
		RAW	3825.00	3725.00	3550.00	2.68	7.75
		KAR	4050.00	3060.00	2700.00	32.35	50.00
2823301. GIRL'S FROCK (W&W)	DOZ.	LAH	6650.00	6650.00	6650.00	0.00	0.00
		RAW	8100.00	7100.00	6750.00	14.08	20.00
		KAR	5850.00	4560.00	4430.00	28.29	32.05
3c) Leather Products							
065. Leather Without Hair							
2912001. SOLE LEATHER 5 MM GR-1	KG.	SAH	600.00	640.00	284.00	-6.25	111.27
		KSR	425.00	425.00	275.00	0.00	54.55
2912002. SOLE LEATHER 4.5 MM GR-1	KG.	SAH	625.00	660.00	310.00	-5.30	101.61
		KSR	490.00	490.00	285.00	0.00	71.93
2912003. SOLE LEATHER 4 MM GR-1	KG.	SAH	650.00	670.00	315.00	-2.99	106.35
		KSR	510.00	510.00	312.50	0.00	63.20
066. Other Leather N.E.C							
2913001. CHROME LEATHER COW ANALINE GR-I	DM.	SAH	38.00	40.00	21.00	-5.00	80.95
		KSR	28.00	30.00	13.25	-6.67	111.32
2913002. CHROME LEATHER COW ANALINE GR-II	DM.	SAH	37.00	40.00	18.00	-7.50	105.56
		KSR	25.00	27.00	12.25	-7.41	104.08
2913003. CHROME LEATHER BUFF CALF (SUP)	DM.	SAH	33.00	35.00	16.00	-5.71	106.25
		KSR	23.00	25.00	6.75	-8.00	240.74
2913004. CHROME LEATHER BUFF CALF (B)	DM.	SAH	23.00	25.00	7.60	-8.00	202.63
		KSR	20.00	22.00	6.10	-9.09	227.87
067. Footweares							
2933001. GENTS SHOES PAUL BATA	PAIR	LAH	818.23	818.23	772.97	0.00	5.86
2933002. GENTS SANDAL BATA	PAIR	LAH	572.51	572.51	601.40	0.00	-4.80
2933003. GENTS SLATE CHAPPAL BATA	PAIR	LAH	110.08	110.08	110.08	0.00	0.00
2933004. LADIES SANDAL BATA (EMOZIAN)	PAIR	LAH	490.61	490.61	514.71	0.00	-4.68
2933005. LADIES SPOUNG CHAPPAL BATA(TROPICAL)	PAIR	LAH	109.52	109.52	128.23	0.00	-14.59
2933006. CHILD SHOE POWER LIFE BATA	PAIR	LAH	285.85	285.85	257.36	0.00	11.07
2933007. GENTS SHOES ART 1109 SERVIS	PAIR	LAH	477.00	477.00	477.00	0.00	0.00
2933008. CHEETAH 50 SIZE 3.5	PAIR	LAH	679.00	679.00	679.00	0.00	0.00
2933009. SERVIS SHOES WOMEN	PAIR	LAH	370.00	370.00	370.00	0.00	0.00
2933010. SERVIS SHOES CHILDREN	PAIR	LAH	257.00	257.00	257.00	0.00	0.00
4. Other Transportable Goods							
068. Timber							
3131001. TIMBER SHEESHAM	CMT.	LAH	52089.00	52089.00	30546.50	0.00	70.52
		RAW	56503.50	56503.50	52089.00	0.00	8.47
		KAR	45425.00	45425.00	45100.00	0.00	0.72
		PSH	42378.00	42378.00	26000.00	0.00	62.99
		QTA	43200.00	43200.00	43200.00	0.00	0.00
3131002. TIMBER KERUING PINE WOOD	CMT.	RAW	59152.00	59152.00	52089.00	0.00	13.56
		KAR	46900.00	46900.00	46200.00	0.00	1.52
3131003. TIMBER PERTAL	CMT.	LAH	30000.00	24366.50	24366.50	23.12	23.12
		RAW	45026.00	45026.00	39729.00	0.00	13.33
		KAR	34700.00	34700.00	33800.00	0.00	2.66
		PSH	52372.00	52372.00	26000.00	0.00	101.43
		QTA	31050.00	31050.00	31050.00	0.00	0.00

Contd.

7.10 Intercity Wholesale Prices of Selected Commodities

Group/Commodity/Item Specification	Unit	City	Prices (Rs.)			% Change in Apr.-14 Over	
			Apr, 2014	Mar., 2014	Apr, 2013	Mar., 14	Apr., 13
3131004. TIMBER CHIR	CMT.	LAH	22000.00	18098.50	18098.50	21.56	21.56
		RAW	39729.00	39729.00	34432.00	0.00	15.38
		KAR	26350.00	26350.00	25700.00	0.00	2.53
3131005. TIMBER DEODAR	CMT.	RAW	92701.00	92701.00	87404.00	0.00	6.06
		KAR	90950.00	90950.00	88700.00	0.00	2.54
		PSH	95358.00	95358.00	72000.00	0.00	32.44
		QTA	76950.00	76950.00	76950.00	0.00	0.00
		LAH	110000.00	97997.50	97997.50	12.25	12.25
3131006. TIMBER TEAK WOOD	CMT.	KAR	108300.00	108300.00	107900.00	0.00	0.37
069. Printing Paper							
3212901. OFFSET PAPER FLYING FINISH	KG.	KAR	93.00	90.25	88.50	3.05	5.08
3212902. ART PAPER "LEYKAM"/CHINA	KG.	KAR	128.00	128.00	118.00	0.00	8.47
3212903. PRINTING PAPER ROYAL CENTURY	KG.	KAR	90.00	90.00	86.00	0.00	4.65
3212904. PHOTOSTAT PAPER 210X297 A-4(80GM)	KG.	KAR	370.00	370.00	355.00	0.00	4.23
070. Hard Board							
3213301. KRAFT LINES BOARD (BRAZIL-125)	KG.	KAR	110.00	110.00	90.00	0.00	22.22
071. Coke							
3310001. COKE	MT.	KAR	60000.00	60000.00	60000.00	0.00	0.00
072. Motor Spirit							
3331001. MOTOR SPRIT 87 RON	LTR.	KAR	108.25	109.97	102.24	-1.56	5.88
073. Diesel Oil							
3333001. DIESEL OIL LIGHT SPEED (BULK)	LTR.	KAR	94.99	101.17	92.76	-6.11	2.40
3333002. DIESEL OIL HIGH SPEED(BULK)	LTR.	KAR	113.79	116.69	108.53	-2.49	4.85
074. Kerosine Oil							
3334001. KEROSENE OIL	LTR.	KAR	107.86	107.86	98.12	0.00	9.93
075. Furnace Oil							
3337001. HIGH SULPHUR FURNACE OIL(HSFO)	MT.	KAR	60193.00	64590.00	63511.50	-6.81	-5.23
076. Mobil Oil							
3338001. HAVOLINE MOBIL OIL PETROL ENGN.	4 LTR.	FAS	1950.00	1950.00	1870.00	0.00	4.28
		RAW	1987.50	1987.50	1837.50	0.00	8.16
		MUL	1742.20	1660.00	1605.00	4.95	8.55
		GJT	1660.00	1660.00	1590.00	0.00	4.40
		KAR	2157.00	2000.00	1920.00	7.85	12.34
		PSH	1548.00	1548.00	1808.00	0.00	-14.38
		QTA	1670.00	1670.00	1670.00	0.00	0.00
3338002. HAVOLINE MOBIL OIL CNG ENGN.	4 LTR.	FAS	1600.00	1600.00	1500.00	0.00	6.67
		RAW	1962.50	1962.50	1812.50	0.00	8.28
		MUL	1792.40	1720.00	1565.00	4.21	14.53
		GJT	1720.00	1720.00	1560.00	0.00	10.26
		KAR	1833.00	1720.00	1640.00	6.57	11.77
		PSH	1648.00	1648.00	1660.00	0.00	-0.72
		QTA	1685.00	1685.00	1685.00	0.00	0.00
077. Chemicals							
3414001. STEARIC ACID	LB.	LAH	100.00	100.00	95.00	0.00	5.26
		KAR	93.00	93.00	104.50	0.00	-11.00
3414002. ACETIC ACID	LB.	LAH	80.00	80.00	46.00	0.00	73.91
		KAR	48.50	48.50	42.50	0.00	14.12
		PSH	55.00	55.00	45.00	0.00	22.22
3414003. TARTARIC POWDER	50 KG.	LAH	17000.00	17000.00	15000.00	0.00	13.33
		KAR	8987.50	8987.50	8850.00	0.00	1.55
3414004. CITRIC ACID	50 KG.	LAH	6500.00	6500.00	5300.00	0.00	22.64
		KAR	5850.00	5850.00	5300.00	0.00	10.38
		PSH	7000.00	7000.00	5700.00	0.00	22.81
3414005. CHINA CLAY	M.T.	KAR	42000.00	42000.00	34500.00	0.00	21.74

Contd.

7.10 Intercity Wholesale Prices of Selected Commodities

Group/Commodity/Item Specification	Unit	City	Prices (Rs.)			% Change in Apr.-14 Over	
			Apr, 2014	Mar., 2014	Apr, 2013	Mar., 14	Apr., 13
3414006. BLEACHING POWDER	50 KG.	LAH	2500.00	2500.00	1700.00	0.00	47.06
		KSR	2900.00	2900.00	1650.00	0.00	75.76
		KAR	1200.00	1200.00	1660.00	0.00	-27.71
		PSH	2200.00	2200.00	1900.00	0.00	15.79
3414007. GLUCOSE POWDER	50 KG.	LAH	5000.00	5000.00	5500.00	0.00	-9.09
		KAR	5450.00	4750.00	4050.00	14.74	34.57
		PSH	5000.00	5000.00	4300.00	0.00	16.28
3422001. ZINC OXIDE	50 KG.	LAH	19000.00	19000.00	18000.00	0.00	5.56
		PSH	16000.00	16000.00	15000.00	0.00	6.67
3423101. CAUSTIC SODA	50 KG.	LAH	3900.00	3900.00	3400.00	0.00	14.71
		KSR	3900.00	3900.00	3450.00	0.00	13.04
		KAR	3932.50	3932.50	3500.00	0.00	12.36
3423102. SULPHURIC ACID	100 KG.	LAH	5000.00	5000.00	3700.00	0.00	35.14
		KAR	2500.00	2500.00	2500.00	0.00	0.00
		PSH	2175.00	2175.00	2000.00	0.00	8.75
3423103. MERCURY	KG.	LAH	2200.00	2200.00	2000.00	0.00	10.00
		KAR	16000.00	16000.00	16000.00	0.00	0.00
		KAR	17000.00	16000.00	15200.00	6.25	11.84
3424001. SODA ASH LIGHT 80 KG. BAG	BAG	LAH	15000.00	15000.00	15000.00	0.00	0.00
		KSR	3800.00	3800.00	3200.00	0.00	18.75
		KAR	3725.00	3725.00	3250.00	0.00	14.62
3424002. SODIUM BI- CARBONATE.	50 KG.	LAH	2000.00	2000.00	1860.00	0.00	7.53
		KAR	3520.00	3520.00	2960.00	0.00	18.92
		PSH	2250.00	2250.00	1900.00	0.00	18.42
3424003. SALT EPSUM	100 KG.	LAH	2300.00	2300.00	1850.00	0.00	24.32
		KAR	2200.00	2200.00	2121.00	0.00	3.72
		PSH	1600.00	1600.00	1700.00	0.00	-5.88
078. Dyeing Material	LB.	LAH	1252.50	1252.50	1232.50	0.00	1.62
		KAR	1800.00	1800.00	2000.00	0.00	-10.00
		PSH	250.00	250.00	250.00	0.00	0.00
3431001. DYES RED B-BASE	LB.	KAR	250.00	250.00	250.00	0.00	0.00
3431002. DYES ORITEX JAPAN RED HR-2.	LB.	KAR	225.00	225.00	250.00	0.00	-10.00
3431003. DYED REACTIVE VIOLET H-3R	LB.	KAR	250.00	140.00	130.00	78.57	92.31
079. Fertilizers	MT.	LAH	36500.00	35500.00	34600.00	2.82	5.49
		FAS	36000.00	37000.00	34600.00	-2.70	4.05
		MUL	36000.00	36000.00	33400.00	0.00	7.78
3461101. SONA UREA	MT.	LAH	36500.00	36500.00	36000.00	0.00	1.39
		FAS	36500.00	35500.00	34600.00	2.82	5.49
		MUL	36000.00	36400.00	34200.00	-1.10	5.26
		GUJ	35200.00	35400.00	32600.00	-0.56	7.98
3461102. KISAN UREA	MT.	LAH	34000.00	34000.00	33000.00	0.00	3.03
		FAS	36200.00	36500.00	35000.00	-0.82	3.43
		MUL	34000.00	34000.00	32600.00	-0.56	7.98
		GUJ	34000.00	34000.00	33000.00	0.00	3.03
3461401. CALCIUM AMMONIUM NITRATE	MT.	LAH	31000.00	31000.00	29000.00	0.00	6.90
		FAS	31000.00	31000.00	29000.00	0.00	6.90
		MUL	29000.00	29600.00	27400.00	-2.03	5.84
		GUJ	30000.00	30000.00	28000.00	0.00	7.14
3462101. SINGLE SUPPER PHOSPHATE (GR) 18PC	MT.	LAH	31000.00	31000.00	29600.00	0.00	4.73
		FAS	20000.00	20000.00	23000.00	0.00	-13.04
		MUL	20000.00	19000.00	22000.00	5.26	-9.09
		GUJ	19600.00	19600.00	20200.00	0.00	-2.97
079. Fertilizers	MT.	LAH	18000.00	18000.00	22000.00	0.00	-18.18
		FAS	20000.00	20000.00	22000.00	0.00	-9.09
		GUJ	20000.00	20000.00	22000.00	0.00	-9.09

Contd.

7.10 Intercity Wholesale Prices of Selected Commodities

Group/Commodity/Item Specification	Unit	City	Prices (Rs.)			% Change in Apr.-14 Over	
			Apr, 2014	Mar., 2014	Apr, 2013	Mar., 14	Apr., 13
3462102. SINGLE SUPER PHOSPHATE (PD) 18PC	MT.	LAH	21000.00	21000.00	21000.00	0.00	0.00
		FAS	21950.00	21950.00	21950.00	0.00	0.00
		MUL	21900.00	21900.00	21900.00	0.00	0.00
		GUJ	22000.00	22000.00	22000.00	0.00	0.00
		PSH	25100.00	25100.00	25100.00	0.00	0.00
3462103. TRIPLE SUPER PHOSPHATE (GR)	MT.	LAH	61750.00	61750.00	61750.00	0.00	0.00
		FAS	61850.00	61850.00	61850.00	0.00	0.00
		MUL	62050.00	62050.00	62050.00	0.00	0.00
		GUJ	66000.00	66000.00	62000.00	0.00	6.45
		PSH	60000.00	60000.00	60000.00	0.00	0.00
3463201. SULPHATE OF POTASH	MT.	LAH	84000.00	84000.00	79000.00	0.00	6.33
		MUL	83600.00	83600.00	82600.00	0.00	1.21
		KSR	84000.00	84000.00	82500.00	0.00	1.82
3464101. NITRO PHOSPHATE	MT.	LAH	48800.00	48000.00	52100.00	1.67	-6.33
		FAS	50000.00	46000.00	50000.00	8.70	0.00
		MUL	48600.00	48600.00	51600.00	0.00	-5.81
		GUJ	48000.00	48000.00	50000.00	0.00	-4.00
		PSH	50000.00	51000.00	51000.00	-1.96	-1.96
3464201. DIA-AMMONIUM PHOSPHATE	MT.	LAH	73000.00	72000.00	78000.00	1.39	-6.41
		FAS	72000.00	73000.00	78000.00	-1.37	-7.69
		MUL	71000.00	72000.00	78200.00	-1.39	-9.21
		GUJ	73000.00	69000.00	78000.00	5.80	-6.41
		PSH	64000.00	73000.00	78000.00	-12.33	-17.95
3464401. NITROGEN PHOSPHATE AND POTACIUM(NPK)	MT.	LAH	63000.00	60000.00	60000.00	5.00	5.00
		GUJ	57000.00	57000.00	62000.00	0.00	-8.06
		SAR	58000.00	62920.00	62400.00	-7.82	-7.05
		HYD	61680.00	61760.00	62700.00	-0.13	-1.63
080. Pesticides							
3466101. THIODAN 35 EC(AGRICULTURE) 1 LTR	BOTTLE	LAH	580.00	580.00	580.00	0.00	0.00
		FAS	1050.00	1050.00	950.00	0.00	10.53
		MUL	850.00	850.00	600.00	0.00	41.67
		SAR	875.00	875.00	750.00	0.00	16.67
		GJT	500.00	500.00	500.00	0.00	0.00
		HYD	750.00	750.00	830.00	0.00	-9.64
		MPK	600.00	600.00	600.00	0.00	0.00
3466102. DURSBAN TC(TERMICIDE CONC.)	BOTTLE	LAH	1050.00	1050.00	1050.00	0.00	0.00
		FAS	1265.00	1265.00	1250.00	0.00	1.20
		MUL	1450.00	1450.00	1450.00	0.00	0.00
		SAR	1000.00	1000.00	1000.00	0.00	0.00
3466103. SARSABZ (VEGETABLES) 1 LTR.	BOTTLE	LAH	210.00	210.00	210.00	0.00	0.00
		FAS	360.00	360.00	350.00	0.00	2.86
		MUL	400.00	400.00	140.00	0.00	185.71
		SAR	250.00	250.00	250.00	0.00	0.00
		GJT	400.00	400.00	400.00	0.00	0.00
3466104. MALATHION (ALL ANIMALS) 1 LTR.	BOTTLE	LAH	470.00	470.00	470.00	0.00	0.00
		FAS	980.00	980.00	880.00	0.00	11.36
		GUJ	800.00	800.00	650.00	0.00	23.08
		GJT	800.00	800.00	330.00	0.00	142.42
		081. Insecticides					
3471001. L-D POLYTHYLENE	LB.	KAR	99.00	103.94	85.13	-4.75	16.29
3473001. POLYSTRENE GP.	55 LB.	KAR	6318.00	3691.00	3691.00	71.17	71.17
082. Paints & Varnishes							
3511001. SYN CLEAR VARNISH (BUXLYS)	3 LTR.	LAH	1050.00	1050.00	850.00	0.00	23.53
		KAR	1020.00	1020.00	1005.00	0.00	1.49

Contd.

7.10 Intercity Wholesale Prices of Selected Commodities

Group/Commodity/Item Specification	Unit	City	Prices (Rs.)			% Change in Apr.-14 Over	
			Apr, 2014	Mar., 2014	Apr, 2013	Mar., 14	Apr., 13
3511002. SYN CLEAR VARNISH (BERGER)	3 LTR.	LAH	1150.00	1150.00	890.00	0.00	29.21
		KAR	1210.00	1210.00	1190.00	0.00	1.68
3511003. SYN ENAMEL VIP (BERGER)	3.6 LTR	LAH	1700.00	1700.00	1440.00	0.00	18.06
		RAW	1245.00	1245.00	1062.50	0.00	17.18
		KAR	1440.00	1440.00	1400.00	0.00	2.86
3511004. SYN ENAMEL 413 (BUXLYS)	3.6 LTR	LAH	1370.00	1370.00	1260.00	0.00	8.73
		RAW	1235.00	1235.00	1062.50	0.00	16.24
		KAR	1440.00	1440.00	1400.00	0.00	2.86
3511005. VIP PLASTIC EMULSION (BERGER)	4 LTR.	LAH	1750.00	1750.00	1425.00	0.00	22.81
		RAW	1477.50	1477.50	1287.50	0.00	14.76
		KAR	850.00	850.00	750.00	0.00	13.33
3511006. PLASTIC BOUND DISTEMPER(BUXLYS)	6 KG.	LAH	1210.00	1210.00	1210.00	0.00	0.00
		RAW	925.00	925.00	762.50	0.00	21.31
		KAR	760.00	760.00	700.00	0.00	8.57
3511007. ICI PLASTIC EMULSION	4 LTR	LAH	1800.00	1800.00	1460.00	0.00	23.29
		RAW	1635.00	1635.00	1412.50	0.00	15.75
		KAR	1620.00	1620.00	1600.00	0.00	1.25
083. Medicines							
3526001. PANADOL TAB. (200)	PACKET	LAH	153.00	153.00	153.00	0.00	0.00
		RAW	165.00	165.00	165.00	0.00	0.00
		MUL	153.00	153.00	153.00	0.00	0.00
		KAR	187.20	187.20	187.20	0.00	0.00
		MPK	153.00	153.00	153.00	0.00	0.00
		PSH	160.00	155.00	155.00	3.23	3.23
3526002. DISPRIN TAB. (600)	PACKET	LAH	180.00	180.00	180.00	0.00	0.00
		RAW	525.00	525.00	525.00	0.00	0.00
		MUL	372.50	372.50	372.50	0.00	0.00
		KAR	510.00	510.00	510.00	0.00	0.00
		MPK	459.00	459.00	459.00	0.00	0.00
		PSH	360.00	360.00	360.00	0.00	0.00
3526003. FLAGYL TAB. (200)	PACKET	LAH	516.00	516.00	516.00	0.00	0.00
		RAW	440.00	440.00	440.00	0.00	0.00
		MUL	440.00	440.00	440.00	0.00	0.00
		KAR	170.00	170.00	170.00	0.00	0.00
		MPK	255.00	255.00	255.00	0.00	0.00
		PSH	255.00	255.00	255.00	0.00	0.00
3526004. VENTOLIN TAB.(100)	PACKET	LAH	260.00	260.00	260.00	0.00	0.00
		RAW	260.00	260.00	260.00	0.00	0.00
		MUL	172.00	172.00	172.00	0.00	0.00
		KAR	170.00	170.00	170.00	0.00	0.00
		MPK	73.10	73.10	73.10	0.00	0.00
		PSH	73.00	73.00	73.00	0.00	0.00
3526005. DAONIL TAB. (60)	PACKET	LAH	105.20	105.20	105.20	0.00	0.00
		RAW	86.53	86.53	86.53	0.00	0.00
		MUL	73.20	73.20	73.20	0.00	0.00
		KAR	74.00	74.00	74.00	0.00	0.00
		MPK	73.20	73.20	73.20	0.00	0.00
		PSH	73.20	73.20	73.20	0.00	0.00
3526005. DAONIL TAB. (60)	PACKET	LAH	75.12	75.12	75.12	0.00	0.00
		RAW	86.50	86.50	75.00	0.00	15.33
		MUL	86.31	86.31	75.05	0.00	15.00
		KAR	88.00	88.00	88.00	0.00	0.00
		MPK	76.00	76.00	76.00	0.00	0.00
		PSH	87.32	87.32	78.00	0.00	11.95
		QTA	88.00	88.00	88.00	0.00	0.00

Contd.

7.10 Intercity Wholesale Prices of Selected Commodities

Group/Commodity/Item Specification	Unit	City	Prices (Rs.)			% Change in Apr.-14 Over			
			Apr, 2014	Mar., 2014	Apr, 2013	Mar., 14	Apr., 13		
3526006. ENTOX TAB. (100)	PACKET	LAH	87.50	87.50	87.50	0.00	0.00		
		RAW	73.00	73.00	73.00	0.00	0.00		
		MUL	85.00	85.00	85.00	0.00	0.00		
		KAR	100.00	100.00	100.00	0.00	0.00		
		MPK	85.00	85.00	85.00	0.00	0.00		
		PSH	86.00	86.00	86.00	0.00	0.00		
3526007. CALCIUM TAB. 1000 SANDOZ	06 BOTT	LAH	622.00	622.00	622.00	0.00	0.00		
		RAW	620.00	620.00	620.00	0.00	0.00		
		MUL	622.20	622.20	622.20	0.00	0.00		
		KAR	732.00	732.00	732.00	0.00	0.00		
		MPK	520.00	520.00	520.00	0.00	0.00		
		PSH	630.00	630.00	630.00	0.00	0.00		
3526008. RENITEC TAB. 5 MG. (20)	PACKET	LAH	87.56	87.56	87.56	0.00	0.00		
		RAW	99.50	99.50	90.00	0.00	10.56		
		MUL	99.45	99.45	87.50	0.00	13.66		
		KAR	100.00	100.00	100.00	0.00	0.00		
		MPK	88.00	88.00	88.00	0.00	0.00		
		PSH	105.30	100.62	87.30	4.65	20.62		
3526009. CARMINA (150 TABLETS)	06 BOTT	LAH	150.00	150.00	150.00	0.00	0.00		
		RAW	120.00	120.00	120.00	0.00	0.00		
		MUL	153.00	150.00	150.00	2.00	2.00		
		KAR	180.00	180.00	156.00	0.00	15.38		
		PSH	120.00	120.00	120.00	0.00	0.00		
		3526010. SUALIN (250 TAB.) STRIP	EACH	LAH	68.75	68.75	68.75	0.00	0.00
RAW	78.00			78.00	78.00	0.00	0.00		
KAR	132.00			132.00	132.00	0.00	0.00		
PSH	150.00			150.00	150.00	0.00	0.00		
3526011. SANCOS SYRUP 60 MG.	06 BOTT			LAH	331.50	331.50	331.50	0.00	0.00
				RAW	137.00	137.00	137.00	0.00	0.00
		MUL	280.50	280.50	280.50	0.00	0.00		
		KAR	156.00	156.00	156.00	0.00	0.00		
		MPK	285.00	285.00	285.00	0.00	0.00		
		PSH	300.00	300.00	300.00	0.00	0.00		
3526012. PHENRGONE SYRUP 120 MG	06 BOTT	LAH	275.00	275.00	275.00	0.00	0.00		
		RAW	179.66	179.66	179.66	0.00	0.00		
		MUL	142.00	142.00	142.00	0.00	0.00		
		KAR	153.00	153.00	153.00	0.00	0.00		
		MPK	198.00	198.00	198.00	0.00	0.00		
		PSH	170.00	170.00	170.00	0.00	0.00		
3526013. CALPOL SYRUP	06 BOTT	LAH	170.00	170.00	170.00	0.00	0.00		
		RAW	195.00	195.00	195.00	0.00	0.00		
		MUL	135.00	135.00	135.00	0.00	0.00		
		KAR	132.00	132.00	132.00	0.00	0.00		
		MPK	127.50	127.50	127.50	0.00	0.00		
		PSH	150.00	150.00	150.00	0.00	0.00		
3526014. HYDERLIN SYRUP	06 BOTT	LAH	214.20	214.20	129.00	0.00	66.05		
		RAW	144.48	144.48	129.00	0.00	12.00		
		MUL	144.48	144.48	129.00	0.00	12.00		
		KAR	125.00	125.00	125.00	0.00	0.00		
		MPK	300.90	300.90	300.90	0.00	0.00		
		PSH	158.00	158.00	158.00	0.00	0.00		
		MUL	300.90	300.90	300.90	0.00	0.00		

Contd.

7.10 Intercity Wholesale Prices of Selected Commodities

Group/Commodity/Item Specification	Unit	City	Prices (Rs.)			% Change in Apr.-14 Over	
			Apr, 2014	Mar., 2014	Apr, 2013	Mar., 14	Apr., 13
3526015. SAFI HAMDARD 100 ML	06 BOTT	KAR	312.00	312.00	312.00	0.00	0.00
		MPK	312.00	312.00	312.00	0.00	0.00
		PSH	305.00	305.00	305.00	0.00	0.00
		QTA	300.90	300.90	300.90	0.00	0.00
		LAH	228.00	228.00	228.00	0.00	0.00
		RAW	216.00	216.00	216.00	0.00	0.00
		MUL	210.00	210.00	210.00	0.00	0.00
		KAR	276.00	255.00	255.00	8.24	8.24
3526016. HONEY TUBE (HAMDARD)	06 TUBE	PSH	240.00	240.00	240.00	0.00	0.00
		QTA	193.00	193.00	193.00	0.00	0.00
		LAH	204.00	204.00	204.00	0.00	0.00
		KAR	552.00	510.00	510.00	8.24	8.24
3526017. BETNOVATE-N OINTMENT	06 TUBE	MPK	516.00	516.00	516.00	0.00	0.00
		PSH	480.00	480.00	480.00	0.00	0.00
		QTA	185.00	185.00	185.00	0.00	0.00
		LAH	153.12	153.12	153.12	0.00	0.00
		RAW	148.00	148.00	148.00	0.00	0.00
		MUL	147.90	147.90	147.90	0.00	0.00
		KAR	168.00	148.00	148.00	13.51	13.51
		MPK	156.00	156.00	156.00	0.00	0.00
3526018. BURNOL	06 TUBE	PSH	150.00	150.00	150.00	0.00	0.00
		QTA	162.00	162.00	162.00	0.00	0.00
		LAH	85.08	85.08	85.08	0.00	0.00
		RAW	82.00	82.00	82.00	0.00	0.00
		MUL	81.60	81.60	81.60	0.00	0.00
		KAR	96.00	96.00	96.00	0.00	0.00
		MPK	81.60	81.60	81.60	0.00	0.00
		PSH	87.00	87.00	87.00	0.00	0.00
3526019. O.R.S.FLAVOURED (SEARLE)	DOZEN	QTA	81.00	81.00	81.00	0.00	0.00
		LAH	108.00	108.00	108.00	0.00	0.00
		RAW	163.50	163.50	275.00	0.00	-40.55
		MUL	153.80	153.80	275.40	0.00	-44.15
		KAR	168.00	137.70	137.70	22.00	22.00
		PSH	154.80	154.80	278.65	0.00	-44.45
3526020. JOSHANDA HAMDARD	DOZEN	QTA	350.00	350.00	350.00	0.00	0.00
		LAH	59.00	59.00	46.92	0.00	25.75
		MUL	62.40	62.40	62.40	0.00	0.00
		KAR	220.00	220.00	220.00	0.00	0.00
		MPK	123.84	123.84	123.84	0.00	0.00
		PSH	58.00	58.00	48.00	0.00	20.83
3526021. COTTON BANDAGE 2" SIZE	06 NO.S	QTA	221.00	221.00	85.00	0.00	160.00
		LAH	39.00	39.00	39.00	0.00	0.00
		RAW	48.00	48.00	48.00	0.00	0.00
		MUL	24.00	24.00	18.00	0.00	33.33
		KAR	30.00	28.50	28.50	5.26	5.26
		MPK	54.00	54.00	54.00	0.00	0.00
		PSH	22.00	22.00	22.00	0.00	0.00
084. Soaps & Detergents							
3532101. LIFE BOUY SOAP (125 GM.)	DOZ.	LAH	401.00	401.00	365.00	0.00	9.86
		RAW	377.50	377.50	345.00	0.00	9.42
		KSR	401.00	401.00	365.00	0.00	9.86
		KAR	396.00	396.00	366.00	0.00	8.20
		PSH	420.00	420.00	348.00	0.00	20.69
		QTA	370.00	370.00	360.00	0.00	2.78

Contd.

7.10 Intercity Wholesale Prices of Selected Commodities

Group/Commodity/Item Specification	Unit	City	Prices (Rs.)			% Change in Apr.-14 Over	
			Apr, 2014	Mar., 2014	Apr, 2013	Mar., 14	Apr., 13
			3532102. LUX-STD. (70 GM.)	DOZ.	LAH	383.00	383.00
		RAW	361.00	361.00	361.00	0.00	0.00
		KAR	384.00	384.00	324.00	0.00	18.52
		PSH	380.00	380.00	312.00	0.00	21.79
		QTA	330.00	330.00	330.00	0.00	0.00
3532201. SUPER ACTIVE SURF (130 GM.)	DOZ.	LAH	230.00	230.00	228.00	0.00	0.88
		MUL	229.16	229.16	229.16	0.00	0.00
		KAR	232.00	232.00	232.00	0.00	0.00
		SKR	248.88	248.88	229.20	0.00	8.59
3532202. ARIEL (100 GM)	DOZ.	LAH	230.00	230.00	0.00	0.00	-----
		GUJ	228.00	228.00	228.00	0.00	0.00
		KAR	156.00	156.00	156.00	0.00	0.00
		MPK	180.00	180.00	180.00	0.00	0.00
3532203. VIM DETERGENT POLY BAG (1000 G.)	DOZ.	LAH	630.00	630.00	450.00	0.00	40.00
		RAW	645.00	645.00	540.00	0.00	19.44
		KAR	540.00	540.00	540.00	0.00	0.00
		SKR	840.00	840.00	588.89	0.00	42.64
		PSH	680.00	680.00	550.00	0.00	23.64
		MNG	516.00	516.00	516.00	0.00	0.00
		QTA	486.00	486.00	486.00	0.00	0.00
3532204. MAXIMUM POWER BRITE POLYBAG(400GM)	DOZ.	LAH	1404.00	1404.00	880.00	0.00	59.55
		RAW	862.50	862.50	862.50	0.00	0.00
		KAR	1020.00	1020.00	1020.00	0.00	0.00
		MPK	1416.00	1416.00	990.00	0.00	43.03
		PSH	1325.00	1325.00	1325.00	0.00	0.00
3532205. EXPRESS DETERGENT(1000GM)	DOZ.	KAR	1128.00	1128.00	1128.00	0.00	0.00
3532206. WASHING SOAP BETA/SUFI/GUY	DOZ.	LAH	5720.00	5720.00	5580.00	0.00	2.51
		RAW	3825.00	3825.00	3625.00	0.00	5.52
		KSR	5580.00	5580.00	5580.00	0.00	0.00
		SKR	5700.00	5700.00	5200.00	0.00	9.62
		PSH	6100.00	6100.00	5200.00	0.00	17.31
3532207. WASHING SOAP NYLON 101 CAKE	DOZ.	LAH	269.00	269.00	269.00	0.00	0.00
		RAW	237.50	237.50	227.50	0.00	4.40
		SAR	432.00	432.00	432.00	0.00	0.00
		BNU	180.00	180.00	180.00	0.00	0.00
		QTA	300.00	300.00	250.00	0.00	20.00
3532301. TOOTHPASTE MACLEAN'S (LARGE SIZE)	DOZ.	RAW	575.00	575.00	575.00	0.00	0.00
		KAR	1080.00	1080.00	1080.00	0.00	0.00
3532302. TOOTHPASTE FARHAN'S (STD. SIZE)	DOZ.	KAR	492.00	492.00	492.00	0.00	0.00
3532303. TALC SAMSOL/SWISS MISS (STD.SIZE)	DOZ.	RAW	565.00	565.00	565.00	0.00	0.00
		KAR	1092.00	1092.00	1080.00	0.00	1.11
3532304. PONDS COLD CREAM (MED SIZE.)	DOZ.	LAH	1200.00	1200.00	1200.00	0.00	0.00
		RAW	1127.50	1127.50	1067.50	0.00	5.62
		KAR	1109.00	1109.00	1105.00	0.00	0.36
3532305. PONDS VANISHING CREAM (MED SIZE)	DOZ.	LAH	2450.00	2450.00	2450.00	0.00	0.00
		RAW	1127.50	1127.50	1067.50	0.00	5.62
		KAR	1009.00	1009.00	992.00	0.00	1.71
3532306. ADMIRAL SHAVING CREAM (MED.SIZE)	DOZ.	LAH	564.00	564.00	564.00	0.00	0.00
		RAW	625.00	625.00	605.00	0.00	3.31
		KAR	600.00	600.00	600.00	0.00	0.00
3532307. HAIR BRYL CREAM (MED. SIZE).	DOZ.	RAW	1125.00	1125.00	1125.00	0.00	0.00
		KAR	940.00	940.00	900.00	0.00	4.44
3532308. JOHNSON'S BABY POWDER/MOTHER CARE	DOZ.	KAR	730.00	730.00	720.00	0.00	1.39

Contd.

7.10 Intercity Wholesale Prices of Selected Commodities

Group/Commodity/Item Specification	Unit	City	Prices (Rs.)			% Change in Apr.-14 Over	
			Apr, 2014	Mar., 2014	Apr, 2013	Mar., 14	Apr., 13
3532309. SUN SILK SHAMPOO LOCAL 10 ML.	DOZ.	RAW	51.00	51.00	51.00	0.00	0.00
		KAR	55.00	55.00	58.00	0.00	-5.17
085. Auto Tyres							
3611101. AUTO TYRE GEN/SUZ/ALTO/MEHRAN	EACH	LAH	2700.00	2700.00	2700.00	0.00	0.00
		RAW	2975.00	2975.00	2875.00	0.00	3.48
		KAR	1650.00	1650.00	1650.00	0.00	0.00
3611201. MOTOR CYCLE TYRE YAMAHA-100	EACH	LAH	1280.00	1280.00	1280.00	0.00	0.00
		RAW	962.50	962.50	962.50	0.00	0.00
		KAR	1200.00	1200.00	1175.00	0.00	2.13
3611202. MOTOR CYCLE TYRE HONDA CD-70	EACH	LAH	860.00	860.00	860.00	0.00	0.00
		RAW	962.50	962.50	962.50	0.00	0.00
		KAR	1200.00	1200.00	1150.00	0.00	4.35
3611203. MOTOR CYCLE TYRE SUZUKI 80 CC.	EACH	LAH	960.00	960.00	960.00	0.00	0.00
		RAW	937.50	937.50	937.50	0.00	0.00
		KAR	1200.00	1200.00	1150.00	0.00	4.35
3611204. CYCLE TYRE SERVIS (28x1/2")	EACH	LAH	250.00	250.00	250.00	0.00	0.00
		KAR	200.00	200.00	190.00	0.00	5.26
3611205. CYCLE TYRE DIAMOND (28x1/2")	EACH	LAH	300.00	300.00	300.00	0.00	0.00
		RAW	265.00	265.00	255.00	0.00	3.92
		KAR	200.00	200.00	190.00	0.00	5.26
3611401. AUTO TUBE GEN/SUZ/ALTO/MEHRAN	EACH	LAH	270.00	270.00	270.00	0.00	0.00
		RAW	295.00	295.00	285.00	0.00	3.51
		KAR	322.50	322.50	317.50	0.00	1.57
3611402. MOTOR CYCLE TUBE YAMAHA-100	EACH	LAH	185.00	185.00	185.00	0.00	0.00
		RAW	192.50	192.50	182.50	0.00	5.48
		KAR	257.50	257.50	230.00	0.00	11.96
3611403. MOTOR CYCLE TUBE HONDA CD-70	EACH	LAH	175.00	175.00	175.00	0.00	0.00
		RAW	192.50	192.50	182.50	0.00	5.48
		KAR	257.50	257.50	230.00	0.00	11.96
3611404. MOTOR CYCLE TUBE SUZUKI 80 CC.	EACH	LAH	195.00	195.00	195.00	0.00	0.00
		KAR	252.50	252.50	230.00	0.00	9.78
3611405. CYCLE TUBES SERVIS (28x1/2)	EACH	LAH	105.00	105.00	105.00	0.00	0.00
		KAR	130.00	130.00	125.00	0.00	4.00
3611406. CYCLE TUBES DIAMOND (28x1/2)	EACH	LAH	115.00	115.00	115.00	0.00	0.00
		RAW	92.50	92.50	87.50	0.00	5.71
		KAR	125.00	125.00	120.00	0.00	4.17
086. Plastic Products							
3694001. WATER COOLER 9 LTR.	EACH	LAH	360.00	360.00	360.00	0.00	0.00
		KAR	380.00	380.00	355.00	0.00	7.04
		PSH	450.00	450.00	450.00	0.00	0.00
		QTA	410.00	410.00	410.00	0.00	0.00
3694002. BUCKET MED. SIZE	EACH	LAH	245.00	245.00	245.00	0.00	0.00
		GUJ	225.00	225.00	225.00	0.00	0.00
		GJT	220.00	220.00	220.00	0.00	0.00
		KAR	270.00	270.00	250.00	0.00	8.00
		PSH	355.00	350.00	320.00	1.43	10.94
3694003. DINNER SET PLASTIC 42/48/52 PIECES	EACH	QTA	235.00	235.00	235.00	0.00	0.00
		LAH	1975.00	1975.00	1625.00	0.00	21.54
		RAW	4100.00	4100.00	3550.00	0.00	15.49
		MUL	2450.00	2450.00	2350.00	0.00	4.26
		KAR	1925.00	1925.00	1650.00	0.00	16.67
PSH	1700.00	1600.00	1300.00	6.25	30.77		
MNG	3000.00	3000.00	1500.00	0.00	100.00		

Contd.

7.10 Intercity Wholesale Prices of Selected Commodities

Group/Commodity/Item Specification	Unit	City	Prices (Rs.)			% Change in Apr.-14 Over	
			Apr, 2014	Mar., 2014	Apr, 2013	Mar., 14	Apr., 13
3694004. HOT POT PLASTIC 3 PIECES	EACH	LAH	1225.00	1225.00	1125.00	0.00	8.89
		SKT	660.00	660.00	660.00	0.00	0.00
		KAR	772.50	772.50	725.00	0.00	6.55
		PSH	925.00	925.00	850.00	0.00	8.82
		QTA	830.00	830.00	830.00	0.00	0.00
3694005. THERMOS STARVAC 1 LTR.	EACH	LAH	315.00	315.00	315.00	0.00	0.00
		GUJ	400.00	400.00	400.00	0.00	0.00
		KAR	420.00	420.00	420.00	0.00	0.00
		QTA	300.00	300.00	300.00	0.00	0.00
087. Glass sheets							
3711401. PL. GLASS SHEET 3 MM ABOVE 1 SQ.M	SQ.MTR.	LAH	335.00	335.00	335.00	0.00	0.00
		RAW	325.00	310.00	287.50	4.84	13.04
		KAR	435.00	435.00	430.00	0.00	1.16
		PSH	425.00	425.00	425.00	0.00	0.00
3711402. FIG.GLASS SHEET ABOVE 1 SQ.M	SQ.MTR.	LAH	247.50	247.50	247.50	0.00	0.00
		RAW	285.00	265.00	232.50	7.55	22.58
		KAR	465.00	465.00	455.00	0.00	2.20
		PSH	968.00	968.00	931.00	0.00	3.97
088. Other Glass Articles							
3719101. JAR 4 LTR. LOCAL/FANCY/SILKY	DOZ.	RAW	837.50	837.50	737.50	0.00	13.56
		KAR	710.00	710.00	710.00	0.00	0.00
3719301. TUMBLER 200 ML. FANCY (OMROC)	DOZ.	RAW	297.50	297.50	282.50	0.00	5.31
		KAR	575.00	575.00	535.00	0.00	7.48
3719302. JUG DIAMOND 1.2 LTR. FANCY (OMROC)	DOZ.	LAH	1450.00	1450.00	1320.00	0.00	9.85
		RAW	1275.00	1275.00	1175.00	0.00	8.51
		KAR	1730.00	1730.00	1630.00	0.00	6.13
3719303. TEA CUP SAUCER WHITE	DOZ.	LAH	450.00	450.00	380.00	0.00	18.42
		RAW	837.50	837.50	787.50	0.00	6.35
		KAR	535.00	535.00	510.00	0.00	4.90
089. Ceramics & Sanitary Fixture							
3721001. EUROPEAN W/C (02/03) STD WHITE	EACH	LAH	1400.00	1400.00	1200.00	0.00	16.67
		RAW	1175.00	1025.00	1025.00	14.63	14.63
		GJT	2450.00	2450.00	1850.00	0.00	32.43
		KAR	800.00	800.00	800.00	0.00	0.00
		PSH	4100.00	4100.00	2850.00	0.00	43.86
3721002. EUROPEAN W.C. (02/03)STD COLOUR	EACH	LAH	1500.00	1500.00	1400.00	0.00	7.14
		RAW	1275.00	1125.00	1125.00	13.33	13.33
		GJT	2650.00	2650.00	1950.00	0.00	35.90
		KAR	820.00	820.00	820.00	0.00	0.00
3721003. ASIAN W.C. WHITE 18/22"	EACH	LAH	1250.00	1250.00	1100.00	0.00	13.64
		RAW	1275.00	1125.00	1125.00	13.33	13.33
		GJT	1250.00	1250.00	825.00	0.00	51.52
		KAR	360.00	360.00	360.00	0.00	0.00
		PSH	1050.00	1050.00	880.00	0.00	19.32
3721004. ASIAN W.C. WHITE 15/22"	EACH	LAH	925.00	925.00	825.00	0.00	12.12
		RAW	1187.50	1025.00	1025.00	15.85	15.85
		GJT	1050.00	1050.00	675.00	0.00	55.56
		KAR	400.00	400.00	400.00	0.00	0.00
		PSH	900.00	900.00	850.00	0.00	5.88
3721005. ASIAN W.C. COLOURED 18/22"	EACH	LAH	1100.00	1100.00	987.50	0.00	11.39
		RAW	1475.00	1325.00	1325.00	11.32	11.32
		GUJ	1850.00	1850.00	1075.00	0.00	72.09
		GJT	1450.00	1450.00	875.00	0.00	65.71

Contd.

7.10 Intercity Wholesale Prices of Selected Commodities

Group/Commodity/Item Specification	Unit	City	Prices (Rs.)			% Change in Apr.-14 Over	
			Apr, 2014	Mar., 2014	Apr, 2013	Mar., 14	Apr., 13
		KAR	420.00	420.00	420.00	0.00	0.00
		PSH	980.00	980.00	950.00	0.00	3.16
3721006. ASIAN W.C. COLOURED 15/22"	EACH	LAH	950.00	950.00	825.00	0.00	15.15
		RAW	1275.00	1125.00	1125.00	13.33	13.33
		GUJ	1700.00	1700.00	900.00	0.00	88.89
		GJT	1250.00	1250.00	725.00	0.00	72.41
		KAR	550.00	550.00	550.00	0.00	0.00
		PSH	870.00	870.00	820.00	0.00	6.10
3721007. WASH BASIN 50 CM WHITE STD.	EACH	LAH	1050.00	1050.00	862.50	0.00	21.74
		RAW	1275.00	1125.00	1125.00	13.33	13.33
		GJT	1350.00	1350.00	850.00	0.00	58.82
		KAR	770.00	770.00	627.50	0.00	22.71
		PSH	1480.00	1480.00	1400.00	0.00	5.71
3721008. WASH BASIN 50 CM LIGHT COLOUR	EACH	LAH	1050.00	1050.00	962.50	0.00	9.09
		RAW	1375.00	1175.00	1175.00	17.02	17.02
		GJT	1150.00	1150.00	750.00	0.00	53.33
		KAR	880.00	880.00	645.00	0.00	36.43
		PSH	1550.00	1550.00	1500.00	0.00	3.33
3721009. SINK STAINLESS STEEL(KIT.)MED.SIZE	EACH	LAH	1100.00	1100.00	975.00	0.00	12.82
		RAW	2475.00	2325.00	2175.00	6.45	13.79
		GUJ	1400.00	1400.00	800.00	0.00	75.00
		KAR	1265.00	1265.00	1200.00	0.00	5.42
		PSH	1400.00	1400.00	1400.00	0.00	0.00
090. Bricks, Blocks & Tiles							
3732001. BRICKS	1000	LAH	7250.00	7250.00	6900.00	0.00	5.07
		RAW	6875.00	6725.00	5850.00	2.23	17.52
		GJT	7000.00	7000.00	6000.00	0.00	16.67
		KSR	7050.00	7050.00	6800.00	0.00	3.68
		HYD	4800.00	4800.00	4800.00	0.00	0.00
		SKR	5500.00	5500.00	5500.00	0.00	0.00
		PSH	7500.00	7300.00	6500.00	2.74	15.38
		BNU	6000.00	5500.00	6450.00	9.09	-6.98
		QTA	6250.00	6250.00	6250.00	0.00	0.00
3732002. CEMENT BLOCKS	1000	KAR	19600.00	19600.00	17000.00	0.00	15.29
3732003. TILES PLAIN WHITE 8 X 10"	SQ.MTR	LAH	525.00	525.00	412.50	0.00	27.27
		RAW	490.00	490.00	432.50	0.00	13.29
		MUL	650.00	650.00	580.00	0.00	12.07
		KAR	492.50	492.50	470.00	0.00	4.79
3732004. TILES PLAIN COLOURED 8 X 10"	SQ.MTR	LAH	555.00	555.00	550.00	0.00	0.91
		RAW	590.00	590.00	527.50	0.00	11.85
		MUL	700.00	700.00	700.00	0.00	0.00
		KAR	552.50	552.50	510.00	0.00	8.33
091. Cement							
3744001. CEMENT JAVEDAN (EX-FACTORY)	MT.	KAR	8460.00	8460.00	8460.00	0.00	0.00
3744002. CEMENT WHITE	MT.	LAH	18350.00	18350.00	17250.00	0.00	6.38
		RAW	18100.00	18100.00	15850.00	0.00	14.20
		KAR	18500.00	18500.00	18375.00	0.00	0.68
		SKR	19125.00	19125.00	18750.00	0.00	2.00
3744003. SULP. RESISTING CEMENT(JAVEDAN)	MT.	KAR	9158.00	9158.00	8460.00	0.00	8.25
3744004. D.G. CEMENT (EX-FACTORY)	MT	LAH	9128.00	9128.00	7696.00	0.00	18.61
3744005. LUCKY CEMENT (EX-FACTORY)	MT	KAR	9910.00	9910.00	8310.00	0.00	19.25
3744006. FAUJI CEMENT(EX-FACTORY)	MT	RAW	8815.00	8870.00	8495.00	-0.62	3.77

Contd.

7.10 Intercity Wholesale Prices of Selected Commodities

Group/Commodity/Item Specification	Unit	City	Prices (Rs.)			% Change in Apr.-14 Over	
			Apr, 2014	Mar., 2014	Apr, 2013	Mar., 14	Apr., 13
092. Bed Foam							
3815001. BED FOAM	EACH	LAH	3300.00	3300.00	3100.00	0.00	6.45
		RAW	4225.00	4225.00	3825.00	0.00	10.46
		GUJ	3000.00	3000.00	2825.00	0.00	6.19
		KAR	2600.00	2600.00	2600.00	0.00	0.00
		QTA	3200.00	3200.00	3200.00	0.00	0.00
3815002. BED FOAM COMMANDER 6.5" X 6" X5"	EACH	LAH	5200.00	5200.00	4900.00	0.00	6.12
		FAS	6900.00	6900.00	6900.00	0.00	0.00
		RAW	6225.00	6225.00	5750.00	0.00	8.26
		GJT	7600.00	7600.00	6800.00	0.00	11.76
		KAR	6000.00	6000.00	6000.00	0.00	0.00
		HYD	5950.00	5950.00	5950.00	0.00	0.00
093. Matches							
3899801. MATCHES (70-75 STICKS) 10 BOXES	PACKET	LAH	9.60	9.60	9.60	0.00	0.00
		RAW	9.40	9.40	9.40	0.00	0.00
		KAR	15.00	15.00	14.80	0.00	1.35
		SKR	15.00	15.00	15.00	0.00	0.00
		PSH	10.00	10.00	10.00	0.00	0.00
5. Metal Product, Machinery & Equipment							
094. Pig Iron							
4111101. PIG IRON	MT.	KAR	40000.00	40000.00	40000.00	0.00	0.00
095. Steel Bar & Sheets							
4126101. M.S. ROUND BAR 1/4"	MT.	LAH	72500.00	74000.00	70250.00	-2.03	3.20
		RAW	77000.00	77500.00	72250.00	-0.65	6.57
		KAR	71000.00	71500.00	67000.00	-0.70	5.97
		HYD	70800.00	70800.00	67800.00	0.00	4.42
		PSH	72000.00	72000.00	72000.00	0.00	0.00
		QTA	72000.00	72000.00	72000.00	0.00	0.00
4126102. M.S. ROUND BAR 3/8"	MT.	LAH	72500.00	74000.00	68750.00	-2.03	5.45
		RAW	76750.00	77250.00	71750.00	-0.65	6.97
		KAR	69000.00	69500.00	66000.00	-0.72	4.55
		HYD	70800.00	70800.00	67800.00	0.00	4.42
		PSH	74800.00	74800.00	72800.00	0.00	2.75
		QTA	76000.00	76000.00	76000.00	0.00	0.00
4126103. M.S.ROUND BAR 1/2"	MT.	LAH	71000.00	71500.00	69000.00	-0.70	2.90
		RAW	75750.00	76250.00	70750.00	-0.66	7.07
		KAR	69000.00	69500.00	66000.00	-0.72	4.55
		HYD	70800.00	70800.00	67800.00	0.00	4.42
		PSH	72600.00	72600.00	72000.00	0.00	0.83
		QTA	75000.00	75000.00	75000.00	0.00	0.00
4126104. M.S. ROUND BAR 1"	MT.	LAH	71000.00	71500.00	69250.00	-0.70	2.53
		RAW	75750.00	76250.00	70750.00	-0.66	7.07
		KAR	72500.00	73500.00	67000.00	-1.36	8.21
4126105. M.S.RIBBED BAR 1/2" TO 1"	MT.	PSH	75000.00	75000.00	75000.00	0.00	0.00
		LAH	72000.00	72000.00	69750.00	0.00	3.23
		RAW	76750.00	77250.00	71750.00	-0.65	6.97
4126106. M.S.RIBBED BAR 3/8"	MT.	KAR	73500.00	73500.00	69000.00	0.00	6.52
		LAH	75000.00	75000.00	71750.00	0.00	4.53
		RAW	75750.00	76250.00	70750.00	-0.66	7.07
4126107. G.P.SHEET CUTTING JAPAN 24-30 BG	MT.	KAR	74200.00	74200.00	70000.00	0.00	6.00
		LAH	115000.00	115000.00	112500.00	0.00	2.22
		RAW	92250.00	92250.00	89250.00	0.00	3.36
		KAR	89000.00	89000.00	88000.00	0.00	1.14
		PSH	110000.00	110000.00	115000.00	0.00	-4.35

Contd.

7.10 Intercity Wholesale Prices of Selected Commodities

Group/Commodity/Item Specification	Unit	City	Prices (Rs.)			% Change in Apr.-14 Over	
			Apr, 2014	Mar., 2014	Apr, 2013	Mar., 14	Apr., 13
4126108. G.S.SHEET 24 G.GALV.	MT.	LAH	125000.00	125000.00	120000.00	0.00	4.17
		RAW	92250.00	92250.00	89250.00	0.00	3.36
		KAR	90000.00	90000.00	89000.00	0.00	1.12
		PSH	112000.00	112000.00	120000.00	0.00	-6.67
096. Pipe Fittings							
4129201. TEE 1/2"	DOZ.	LAH	310.00	310.00	217.50	0.00	42.53
		RAW	337.50	337.50	305.00	0.00	10.66
		KAR	332.50	332.50	300.00	0.00	10.83
		QTA	180.00	180.00	180.00	0.00	0.00
4129202. TEE 3/4"	DOZ.	LAH	405.00	405.00	322.50	0.00	25.58
		RAW	462.50	462.50	427.50	0.00	8.19
		KAR	465.00	465.00	430.00	0.00	8.14
		QTA	320.00	320.00	320.00	0.00	0.00
4129203. SOCKET 1/2"	DOZ.	LAH	210.00	210.00	137.50	0.00	52.73
		RAW	287.50	287.50	262.50	0.00	9.52
		KAR	212.50	212.50	212.50	0.00	0.00
		QTA	120.00	120.00	120.00	0.00	0.00
4129204. SOCKET 3/4"	DOZ.	LAH	305.00	305.00	197.50	0.00	54.43
		RAW	362.50	362.50	315.00	0.00	15.08
		KAR	275.00	275.00	257.50	0.00	6.80
		QTA	165.00	165.00	165.00	0.00	0.00
4129205. UNION 1/2"	DOZ.	LAH	605.00	605.00	522.50	0.00	15.79
		RAW	662.50	662.50	590.00	0.00	12.29
		KAR	752.50	752.50	725.00	0.00	3.79
		QTA	360.00	360.00	360.00	0.00	0.00
4129206. UNION 3/4"	DOZ.	LAH	705.00	705.00	637.50	0.00	10.59
		RAW	737.50	737.50	690.00	0.00	6.88
		KAR	950.00	950.00	895.00	0.00	6.15
		QTA	300.00	300.00	300.00	0.00	0.00
4129207. BAND 1/2"	DOZ.	LAH	410.00	410.00	337.50	0.00	21.48
		RAW	637.50	637.50	562.50	0.00	13.33
		KAR	545.00	545.00	495.00	0.00	10.10
		QTA	300.00	300.00	300.00	0.00	0.00
4129208. BAND 3/4"	DOZ.	LAH	510.00	510.00	442.50	0.00	15.25
		RAW	662.50	662.50	587.50	0.00	12.77
		KAR	640.00	640.00	610.00	0.00	4.92
		QTA	480.00	480.00	480.00	0.00	0.00
4129209. ELBOW GALV CHINA 1/2"	DOZ.	LAH	235.00	235.00	162.50	0.00	44.62
		RAW	362.50	362.50	322.50	0.00	12.40
		KAR	237.50	237.50	232.50	0.00	2.15
		QTA	165.00	165.00	165.00	0.00	0.00
4129210. ELBOW GALV CHINA 3/4"	DOZ.	LAH	305.00	305.00	222.50	0.00	37.08
		RAW	412.50	412.50	375.00	0.00	10.00
		KAR	347.50	347.50	327.50	0.00	6.11
		QTA	192.00	192.00	192.00	0.00	0.00
097. Steel Products							
4291201. STAINLESS STEEL DEGCHI MED. SIZE	EACH	LAH	500.00	500.00	475.00	0.00	5.26
		GJT	455.00	455.00	455.00	0.00	0.00
		KAR	442.50	442.50	430.00	0.00	2.91
4291202. STAINLESS STEEL TABLE SPOON SUP.	EACH	LAH	300.00	300.00	285.00	0.00	5.26
		GJT	175.00	175.00	175.00	0.00	0.00
		KAR	260.00	260.00	260.00	0.00	0.00
4291203. STAINLESS STEEL PLATE LIGHT	DOZ.	LAH	700.00	700.00	670.00	0.00	4.48
		GJT	500.00	500.00	500.00	0.00	0.00
		KAR	780.00	780.00	772.00	0.00	1.04

Contd.

7.10 Intercity Wholesale Prices of Selected Commodities

Group/Commodity/Item Specification	Unit	City	Prices (Rs.)			% Change in Apr.-14 Over	
			Apr, 2014	Mar., 2014	Apr, 2013	Mar., 14	Apr., 13
4291204. PRESSURE COOKER 4 LTR.	EACH	LAH	1300.00	1300.00	1125.00	0.00	15.56
		GUJ	1000.00	1000.00	950.00	0.00	5.26
		SKT	850.00	850.00	850.00	0.00	0.00
		KAR	1012.50	1012.50	975.00	0.00	3.85
4291401. NEW TREET BLADE ORDINARY	1000	RAW	2375.00	2375.00	2312.50	0.00	2.70
		KAR	2900.00	2900.00	2800.00	0.00	3.57
4291402. TREET SAFETY RAZOR	DOZ.	LAH	1550.00	1550.00	1550.00	0.00	0.00
		KAR	1185.00	1185.00	1160.00	0.00	2.16
4291403. GILLET SAFETY RAZOR	DOZ.	LAH	342.00	342.00	342.00	0.00	0.00
		RAW	391.00	391.00	391.00	0.00	0.00
		KAR	280.00	280.00	350.00	0.00	-20.00
098. Engines & Motors							
4321901. HOLLOW S.MOTOR 326 UP-4.40 HP 46	EACH	LAH	144500.00	144500.00	144500.00	0.00	0.00
099. Vacuum Pumps							
4323001. MULTISTAGE C.PUMPS(PCM 80-3 15 H)	EACH	LAH	77500.00	77500.00	77500.00	0.00	0.00
4323002. MULTISTAGE C.PUMPS PCM 80-5 25 H)	EACH	LAH	109000.00	109000.00	109000.00	0.00	0.00
100. Air Conditioners							
4391201. PEL AIR CONDITONER 1.5 TON	EACH	LAH	27500.00	27500.00	27500.00	0.00	0.00
		RAW	36250.00	36250.00	36250.00	0.00	0.00
		KAR	42000.00	42000.00	40000.00	0.00	5.00
4391202. WAVES AIR CONDITIONER 1.5 TON.	EACH	LAH	30500.00	30500.00	30500.00	0.00	0.00
		RAW	37750.00	37750.00	37750.00	0.00	0.00
		GJT	35000.00	35000.00	35000.00	0.00	0.00
		KAR	41000.00	41000.00	40000.00	0.00	2.50
		HYD	40000.00	40000.00	33000.00	0.00	21.21
QTA	39200.00	39200.00	39200.00	0.00	0.00		
101. Cultivators							
4411201. CULTIVATOR (ORDINARY) 9 TIMES	EACH	GUJ	45000.00	45000.00	38000.00	0.00	18.42
4411202. CULTIVATOR (SPECIAL) 11 TIMES	EACH	GUJ	60000.00	60000.00	49000.00	0.00	22.45
102. Chuff Cutter							
4412301. CHUFF CUTTER	EACH	FAS	7000.00	7000.00	6800.00	0.00	2.94
103. Tractors							
4414101. TRACTOR MF-240	EACH	LAH	754000.00	680000.00	565950.00	10.88	33.23
4414102. TRACTOR MF-385	EACH	LAH	1223800.00	1100000.00	934322.00	11.25	30.98
104. Lathe Machines							
4421301. LATHE MACHINE 3' (PAK MADINA)	EACH	LAH	72500.00	72500.00	49000.00	0.00	47.96
4421302. LATHE MACHINE 4.5' (PAK MADINA)	EACH	LAH	100000.00	100000.00	69000.00	0.00	44.93
4421303. LATHE MACHINE 6.5' (PAK MADINA)	EACH	LAH	119000.00	119000.00	89500.00	0.00	32.96
4421304. LATHE MACHINE 10' (PAK MADINA)	EACH	LAH	222500.00	222500.00	182500.00	0.00	21.92
105. Concrete Mixture							
4444001. CONC.MIXER 7 NTR. 12HP. STAR.ENG	EACH	LAH	140000.00	140000.00	140000.00	0.00	0.00
4444002. CONC.MIXER 17 NTR. 24HP. STAR.ENG	EACH	LAH	210000.00	210000.00	210000.00	0.00	0.00
106. Fridge,WashM,SewM,Fans,Iron							
4481101. DAWLANCE 10 CFT. DOUBLE DOOR	EACH	LAH	28000.00	24500.00	22500.00	14.29	24.44
		RAW	23750.00	23750.00	23750.00	0.00	0.00
		KAR	30000.00	25200.00	25200.00	19.05	19.05
4481201. WASHING MACHINE NAT. PAK S.F.	EACH	LAH	5000.00	5000.00	4250.00	0.00	17.65
		GUJ	5550.00	5550.00	5250.00	0.00	5.71
		KAR	5000.00	5000.00	4800.00	0.00	4.17
		QTA	5500.00	5500.00	5500.00	0.00	0.00
4481202. WASHING MACHINE SINGER S.F.	EACH	LAH	9500.00	9500.00	7460.00	0.00	27.35
		RAW	9550.00	9100.00	8650.00	4.95	10.40
		KAR	10600.00	10600.00	10600.00	0.00	0.00

Contd.

7.10 Intercity Wholesale Prices of Selected Commodities

Group/Commodity/Item Specification	Unit	City	Prices (Rs.)			% Change in Apr.-14 Over	
			Apr, 2014	Mar., 2014	Apr, 2013	Mar., 14	Apr., 13
4481203. WASHING MACHINE DAWLANCE	EACH	LAH	9000.00	9000.00	7400.00	0.00	21.62
		FAS	8700.00	8700.00	8500.00	0.00	2.35
		GUJ	8000.00	8000.00	7800.00	0.00	2.56
		GJT	7800.00	7800.00	7800.00	0.00	0.00
		KAR	5400.00	5400.00	5200.00	0.00	3.85
		HYD	9000.00	9000.00	8500.00	0.00	5.88
4481204. WASHING MACHINE SUPER ASIA	EACH	LAH	7500.00	7500.00	5800.00	0.00	29.31
		FAS	8500.00	8500.00	8200.00	0.00	3.66
		KAR	5000.00	5000.00	4900.00	0.00	2.04
4481401. SEWING MACHINE SINGER B.B. H.O	EACH	LAH	5641.00	5641.00	5300.00	0.00	6.43
		KAR	6580.00	5440.00	5375.00	20.96	22.42
		LAH	13200.00	13200.00	12282.00	0.00	7.47
4481402. SINGER ZIG ZAG MACHINE	EACH	KAR	11900.00	11900.00	11900.00	0.00	0.00
		LAH	4500.00	4500.00	3950.00	0.00	13.92
4481403. SEWING MACHINE SALIKA	EACH	KAR	5600.00	5600.00	4800.00	0.00	16.67
		LAH	2300.00	2300.00	2050.00	0.00	12.20
4481501. CEILING FAN MILLAT 48"	EACH	KAR	2400.00	2400.00	2400.00	0.00	0.00
		LAH	2200.00	2200.00	1950.00	0.00	12.82
4481502. CEILING FAN PAK 48"	EACH	GUJ	2400.00	2400.00	2300.00	0.00	4.35
		KAR	2400.00	2400.00	2400.00	0.00	0.00
		LAH	2000.00	2000.00	1800.00	0.00	11.11
4481503. CEILING FAN NATIONAL 56"	EACH	GUJ	2150.00	2150.00	2075.00	0.00	3.61
		GJT	2300.00	2300.00	2300.00	0.00	0.00
		KAR	2300.00	2300.00	2300.00	0.00	0.00
		HYD	2000.00	2000.00	2000.00	0.00	0.00
4481504. CEILING FAN YOUNIS 56"	EACH	LAH	2300.00	2300.00	1900.00	0.00	21.05
		FAS	2350.00	2350.00	2250.00	0.00	4.44
		GUJ	2350.00	2350.00	2300.00	0.00	2.17
		KAR	2400.00	2400.00	2400.00	0.00	0.00
		PSH	2550.00	2550.00	2450.00	0.00	4.08
4481505. PADESTAL FAN MILLAT 20"	EACH	KAR	3200.00	3200.00	3100.00	0.00	3.23
		LAH	2900.00	2900.00	2800.00	0.00	3.57
4481506. PADESTAL FAN PAK 20"	EACH	GJT	3400.00	3400.00	3400.00	0.00	0.00
		KAR	3200.00	3200.00	3100.00	0.00	3.23
		PSH	3550.00	3550.00	3300.00	0.00	7.58
		LAH	1500.00	1500.00	1400.00	0.00	7.14
4481507. EXHAUST FAN CLIMAX 12"	EACH	GUJ	1700.00	1700.00	1600.00	0.00	6.25
		KAR	1600.00	1600.00	1500.00	0.00	6.67
4481508. EXHAUST FAN MILLAT 12"	EACH	LAH	1400.00	1400.00	1350.00	0.00	3.70
		GUJ	1900.00	1900.00	1900.00	0.00	0.00
4481509. EXHAUST FAN PAK. NATIONAL 12"	EACH	GJT	1800.00	1800.00	1800.00	0.00	0.00
		KAR	1600.00	1600.00	1500.00	0.00	6.67
		LAH	350.00	350.00	322.50	0.00	8.53
		GUJ	850.00	850.00	750.00	0.00	13.33
4481601. IRON NATIONAL PAK AUTOMATIC	EACH	KAR	525.00	525.00	450.00	0.00	16.67
		PSH	800.00	800.00	450.00	0.00	77.78
		LAH	1250.00	1250.00	1250.00	0.00	0.00
4481602. IRON PHILIPS HD 1120/R	EACH	GUJ	2100.00	2100.00	1775.00	0.00	18.31
		KAR	850.00	850.00	800.00	0.00	6.25
		LAH	462.50	462.50	462.50	0.00	0.00
107. Electric Wires 4634001. FLEXIBLE WIRE 2999-14 0076	90 MTR.	LAH	462.50	462.50	462.50	0.00	0.00
		MUL	900.00	900.00	750.00	0.00	20.00

Contd.

7.10 Intercity Wholesale Prices of Selected Commodities

Group/Commodity/Item Specification	Unit	City	Prices (Rs.)			% Change in Apr.-14 Over	
			Apr, 2014	Mar., 2014	Apr, 2013	Mar., 14	Apr., 13
4634002. PVC WIRE SINGLE CORE	90 MTR.	KAR	890.00	890.00	840.00	0.00	5.95
		PSH	750.00	750.00	500.00	0.00	50.00
		QTA	505.00	505.00	505.00	0.00	0.00
		LAH	762.50	762.50	762.50	0.00	0.00
		MUL	1400.00	1400.00	1250.00	0.00	12.00
		KAR	890.00	890.00	825.00	0.00	7.88
		PSH	850.00	850.00	700.00	0.00	21.43
		QTA	600.00	600.00	600.00	0.00	0.00
108. Lighting Equipments							
4653101. PHILIPS TL. LAMP 40 W.	EACH	GUJ	96.00	96.00	83.00	0.00	15.66
		GJT	96.00	96.00	83.00	0.00	15.66
		KAR	85.00	85.00	80.00	0.00	6.25
		PSH	97.50	97.50	75.00	0.00	30.00
		QTA	90.00	90.00	90.00	0.00	0.00
4653102. PHILIPS ELECTRIC BULB 100W(GLS)	100 BUL	LAH	1750.00	1750.00	1750.00	0.00	0.00
		RAW	2525.00	2525.00	2350.00	0.00	7.45
		KAR	2800.00	2100.00	2100.00	33.33	33.33
		PSH	2900.00	2900.00	2200.00	0.00	31.82
4653103. PHILIPS ENERGY SAVER 14 W (GLS)	EACH	LAH	110.00	110.00	110.00	0.00	0.00
		RAW	139.00	139.00	134.00	0.00	3.73
		KAR	155.00	142.50	122.50	8.77	26.53
		PSH	170.00	170.00	160.00	0.00	6.25
		QTA	172.00	172.00	173.00	0.00	-0.58
109. Radio & Television							
4731201. RADIO 3-5 BAND (CHINA BRAND)	EACH	LAH	175.00	175.00	175.00	0.00	0.00
		RAW	287.50	287.50	287.50	0.00	0.00
		KAR	325.00	325.00	325.00	0.00	0.00
4731301. PHILIPS COLOUR TV. 14"	EACH	LAH	8150.00	8150.00	8150.00	0.00	0.00
		RAW	8250.00	8250.00	8250.00	0.00	0.00
		KAR	8400.00	8400.00	8400.00	0.00	0.00
4731302. L.G.COLOUR TV. 14"	EACH	LAH	8100.00	8100.00	8100.00	0.00	0.00
		RAW	7900.00	7900.00	7900.00	0.00	0.00
		KAR	8150.00	8150.00	8150.00	0.00	0.00
4731303. SONY COLOUR TV 14"	EACH	LAH	13000.00	13000.00	13000.00	0.00	0.00
		RAW	10250.00	10250.00	10250.00	0.00	0.00
		KAR	8000.00	8000.00	8000.00	0.00	0.00
4731304. PANASONIC COLOUR TV 14"	EACH	RAW	9250.00	9250.00	9250.00	0.00	0.00
		KAR	7750.00	7750.00	7750.00	0.00	0.00
4731305. PHILIPS COLOUR TV. 20"	EACH	LAH	11000.00	11000.00	11000.00	0.00	0.00
		RAW	13900.00	13900.00	13900.00	0.00	0.00
		KAR	12750.00	12750.00	12750.00	0.00	0.00
4731306. L.G.COLOUR TV. 20"	EACH	LAH	13400.00	13400.00	13400.00	0.00	0.00
		RAW	12250.00	12250.00	12250.00	0.00	0.00
		KAR	13000.00	13000.00	13000.00	0.00	0.00
4731307. L.G. COLOUR TV. 21"	EACH	LAH	14700.00	14700.00	14700.00	0.00	0.00
		RAW	12250.00	12250.00	12250.00	0.00	0.00
		KAR	16100.00	16100.00	16100.00	0.00	0.00
4731308. SONY COLOUR TV 20"	EACH	LAH	18800.00	18800.00	18800.00	0.00	0.00
		RAW	17100.00	17100.00	17100.00	0.00	0.00
		KAR	17200.00	17200.00	17200.00	0.00	0.00
110. Motor Vehicles							
4911301. CAR SUZUKI MEHRAN 800CC SB308R VX	EACH	KAR	620000.00	620000.00	575000.00	0.00	7.83
4911302. SUZUKI CULTUS 1000CC SF410 VXR M PE	EACH	KAR	1039000.00	1049000.00	985000.00	-0.95	5.48
4911303. SUZUKI RAVI 800 CC PICKUP(ST 308R)	EACH	KAR	637000.00	647000.00	602000.00	-1.55	5.81

Contd.

7.10 Intercity Wholesale Prices of Selected Commodities

Group/Commodity/Item Specification	Unit	City	Prices (Rs.)			% Change in Apr.-14 Over	
			Apr, 2014	Mar., 2014	Apr, 2013	Mar., 14	Apr., 13
4911304. CAR TOYOTA 1300 CC XLI	EACH	KAR	1539000.00	1589000.00	1534000.00	-3.15	0.33
4911305. CAR HONDA CIVIC 1800CC(IVTEC MANUAL)	EACH	LAH	2051000.00	2051000.00	1969000.00	0.00	4.16
4911306. ISUZU BUS CHASIS MT 112 K	EACH	KAR	3325000.00	3325000.00	3325000.00	0.00	0.00
4911401. ISUZU TRUCK CHASIS FTR 12 K	EACH	KAR	3850000.00	3850000.00	3850000.00	0.00	0.00
111. Motorcycles							
4991201. MOTOR CYCLE YB-100ROYAL YAMAHA	EACH	KAR	75375.00	75375.00	74600.00	0.00	1.04
4991202. MOTOR CYCLE CD-70 HONDA	EACH	KAR	66350.00	66350.00	65900.00	0.00	0.68
4991203. MOTOR CYCLE PAK HERO 70 CC.	EACH	LAH	42000.00	42000.00	41500.00	0.00	1.20
		MUL	42000.00	42000.00	0.00	0.00	-----
		KAR	44000.00	42500.00	42500.00	3.53	3.53
4991204. MOTOR CYCLE SUPER ASIA 70 CC.	EACH	LAH	42500.00	42500.00	42500.00	0.00	0.00
		MUL	45000.00	45000.00	41500.00	0.00	8.43
		KAR	42500.00	42500.00	42500.00	0.00	0.00
		HYD	42000.00	42000.00	42000.00	0.00	0.00
4991205. MOTOR CYCLE SUZUKI STD 110CC.	EACH	KAR	71300.00	71300.00	71300.00	0.00	0.00
112. Bicycles							
4992101. BICYCLE PECO FOR GENTS POPULAR	EACH	LAH	5000.00	5000.00	5000.00	0.00	0.00
4992102. BICYCLE PECO FOR BMX SHAHEEN	EACH	LAH	3500.00	3500.00	3500.00	0.00	0.00
4992103. BICYCLE SOHRAB SUPER	EACH	LAH	5950.00	5950.00	5850.00	0.00	1.71
		KAR	6450.00	6450.00	5200.00	0.00	24.04
4992104. BICYCLE SOHRAB VIP STUDENT	EACH	LAH	5900.00	5900.00	5800.00	0.00	1.72
		KAR	5700.00	5700.00	5300.00	0.00	7.55

7.10 Intercity Wholesale Prices of Selected Commodities

Group/Commodity/Item Specification	Unit	City	Prices (Rs.)			% Change in May,2014	
						Over	
			May, 2014	Apr., 2014	May, 2013	Apr., 14	May., 13
1. Agriculture Forestry & Fishery							
001. Wheat							
0111201. WHEAT AVG. QLTY.	100 KG.	LAH	3237.50	4131.25	3000.00	-21.63	7.92
		FAS	3000.00	3175.00	3000.00	-5.51	0.00
		RAW	3450.00	4025.00	3025.00	-14.29	14.05
		MUL	3075.00	3900.00	2900.00	-21.15	6.03
		GUJ	3193.50	3775.00	2950.00	-15.40	8.25
		SAH	3062.50	3812.50	3000.00	-19.67	2.08
		SAR	3100.00	3718.50	2937.50	-16.63	5.53
		SKT	3055.00	3975.00	2970.00	-23.14	2.86
		BPR	3012.50	3162.50	2962.50	-4.74	1.69
		GJT	3093.50	4000.00	2975.00	-22.66	3.98
		KSR	3181.25	4037.50	2950.00	-21.21	7.84
		KAR	3600.00	3800.00	3500.00	-5.26	2.86
		HYD	3275.00	3200.00	3100.00	2.34	5.65
		SKR	3200.00	3250.00	3000.00	-1.54	6.67
		LRK	3125.00	3125.00	3000.00	0.00	4.17
		MPK	3250.00	3250.00	2900.00	0.00	12.07
		NWB	3300.00	3300.00	3000.00	0.00	10.00
		PSH	3220.00	3850.00	2950.00	-16.36	9.15
		BNU	3450.00	3800.00	2850.00	-9.21	21.05
002. Maize							
0112201. MAIZE AVG. QLTY.	40 KG.	LAH	1150.00	1150.00	1150.00	0.00	0.00
		FAS	1075.00	1110.00	1100.00	-3.15	-2.27
		RAW	1175.00	1175.00	1137.50	0.00	3.30
		SAR	1025.00	1000.00	1175.00	2.50	-12.77
		KSR	1150.00	1150.00	1150.00	0.00	0.00
		KAR	1400.00	1200.00	1070.00	16.67	30.84
		HYD	1100.00	1100.00	1200.00	0.00	-8.33
		PSH	970.00	1110.00	1200.00	-12.61	-19.17
		BNU	1280.00	1250.00	1200.00	2.40	6.67
		QTA	1390.00	1390.00	1210.00	0.00	14.88
003. Rice							
0113201. RICE BASMATI SUP. QLTY.	40 KG.	LAH	4800.00	4800.00	4700.00	0.00	2.13
		FAS	4250.00	4250.00	4125.00	0.00	3.03
		RAW	5050.00	5150.00	4475.00	-1.94	12.85
		MUL	4750.00	4750.00	4150.00	0.00	14.46
		GUJ	4750.00	4750.00	4000.00	0.00	18.75
		SKT	4800.00	4800.00	4450.00	0.00	7.87
		KAR	5000.00	5000.00	4040.00	0.00	23.76
		HYD	4650.00	4650.00	4500.00	0.00	3.33
		MPK	5000.00	5000.00	4600.00	0.00	8.70
		PSH	4875.00	4875.00	4400.00	0.00	10.80
		MNG	4400.00	4400.00	4050.00	0.00	8.64
		QTA	4800.00	4700.00	4600.00	2.13	4.35
0113202. RICE BASMATI BROKEN AVG. QLTY.	40 KG.	LAH	2760.00	2760.00	2710.00	0.00	1.85
		RAW	3262.50	3275.00	2875.00	-0.38	13.48
		GUJ	2600.00	2600.00	2050.00	0.00	26.83
		SAH	2700.00	2700.00	2400.00	0.00	12.50
		SKT	2550.00	2550.00	2400.00	0.00	6.25
		BPR	2100.00	2100.00	2200.00	0.00	-4.55
		GJT	2600.00	2600.00	2505.00	0.00	3.79

Contd.

7.10 Intercity Wholesale Prices of Selected Commodities

Group/Commodity/Item Specification	Unit	City	Prices (Rs.)			% Change in May,2014	
						Over	
			May, 2014	Apr., 2014	May, 2013	Apr., 14	May., 13
		KSR	2725.00	2725.00	2700.00	0.00	0.93
		KAR	2840.00	2840.00	2460.00	0.00	15.45
		HYD	2400.00	2400.00	2300.00	0.00	4.35
		SKR	2300.00	2300.00	2650.00	0.00	-13.21
		LRK	3200.00	3200.00	2800.00	0.00	14.29
		MPK	2000.00	2000.00	1700.00	0.00	17.65
		PSH	2600.00	2600.00	2400.00	0.00	8.33
		BNU	1700.00	1700.00	1850.00	0.00	-8.11
		QTA	2900.00	2800.00	2600.00	3.57	11.54
0113203. RICE IRRI-9 PUNJAB	40 KG.	LAH	2325.00	2325.00	2325.00	0.00	0.00
		FAS	2750.00	2750.00	2475.00	0.00	11.11
		RAW	2425.00	2425.00	2225.00	0.00	8.99
		SAR	1700.00	1675.00	1475.00	1.49	15.25
		SKT	1210.00	1210.00	1210.00	0.00	0.00
		QTA	1460.00	1460.00	1390.00	0.00	5.04
0113204. RICE IRRI-6 SINDH	40 KG.	KAR	1960.00	1960.00	1700.00	0.00	15.29
		HYD	1650.00	1650.00	1600.00	0.00	3.13
		SKR	1520.00	1480.00	1800.00	2.70	-15.56
		LRK	1265.00	1265.00	1600.00	0.00	-20.94
		NWB	1600.00	1600.00	1600.00	0.00	0.00
		PSH	1600.00	1600.00	1550.00	0.00	3.23
		QTA	1420.00	1420.00	1390.00	0.00	2.16
004. Sorghum / Jowar							
0114201. JOWAR AVG. QLTY.	40 KG.	LAH	1900.00	1800.00	1500.00	5.56	26.67
		FAS	1450.00	1350.00	1350.00	7.41	7.41
		SAR	2650.00	2600.00	1850.00	1.92	43.24
		GJT	2725.00	2600.00	1625.00	4.81	67.69
		KAR	990.00	990.00	935.00	0.00	5.88
		HYD	1500.00	1375.00	1300.00	9.09	15.38
		PSH	1400.00	1380.00	1130.00	1.45	23.89
005. Millet / Bajra							
0118201. BAJRA AVG. QLTY.	40 KG.	LAH	1125.00	1125.00	1275.00	0.00	-11.76
		FAS	1050.00	1050.00	1050.00	0.00	0.00
		SAR	1125.00	1175.00	1062.50	-4.26	5.88
		GJT	925.00	1005.00	1200.00	-7.96	-22.92
		KAR	1170.00	1170.00	1260.00	0.00	-7.14
		HYD	1100.00	1100.00	1200.00	0.00	-8.33
		PSH	1160.00	1180.00	1240.00	-1.69	-6.45
006. Vegetables							
0122201. CUCUMBER (KHEERA) AVG. QLTY.	100 KG.	LAH	1450.00	1725.00	2350.00	-15.94	-38.30
		FAS	1500.00	1500.00	1550.00	0.00	-3.23
		RAW	1825.00	2025.00	1850.00	-9.88	-1.35
		MUL	1950.00	1000.00	1900.00	95.00	2.63
		GUJ	1450.00	1150.00	1050.00	26.09	38.10
		SAR	1620.00	1512.50	1700.00	7.11	-4.71
		SKT	1800.00	2100.00	1300.00	-14.29	38.46
		KAR	1550.00	1350.00	1625.00	14.81	-4.62
		HYD	3500.00	3500.00	2200.00	0.00	59.09
		SKR	1800.00	1600.00	1600.00	12.50	12.50
		PSH	1300.00	1700.00	2000.00	-23.53	-35.00
		BNU	1650.00	1550.00	1700.00	6.45	-2.94
		QTA	2500.00	2500.00	3750.00	0.00	-33.33

Contd.

7.10 Intercity Wholesale Prices of Selected Commodities

Group/Commodity/Item Specification	Unit	City	Prices (Rs.)			% Change in May,2014	
						Over	
			May, 2014	Apr., 2014	May, 2013	Apr., 14	May., 13
0122401. TOMATOES AVG. QLTY.	40 KG.	LAH	450.00	1562.50	1275.00	-71.20	-64.71
		FAS	600.00	1100.00	1100.00	-45.45	-45.45
		RAW	825.00	2025.00	1675.00	-59.26	-50.75
		MUL	375.00	1100.00	850.00	-65.91	-55.88
		GUJ	655.00	1550.00	1450.00	-57.74	-54.83
		SAH	760.00	1700.00	1300.00	-55.29	-41.54
		SAR	490.00	1925.00	1600.00	-74.55	-69.38
		SKT	800.00	1650.00	1650.00	-51.52	-51.52
		BPR	580.00	1640.00	940.00	-64.63	-38.30
		GJT	645.00	1550.00	1450.00	-58.39	-55.52
		KAR	380.00	520.00	1550.00	-26.92	-75.48
		HYD	550.00	550.00	1325.00	0.00	-58.49
		SKR	320.00	933.00	1187.50	-65.70	-73.05
		LRK	400.00	1200.00	1200.00	-66.67	-66.67
		MPK	350.00	700.00	1000.00	-50.00	-65.00
		PSH	575.00	1700.00	2400.00	-66.18	-76.04
		BNU	1050.00	1250.00	1600.00	-16.00	-34.38
		MNG	1000.00	1500.00	1600.00	-33.33	-37.50
		QTA	550.00	1300.00	1500.00	-57.69	-63.33
		0124201. GARLIC	40 KG.	LAH	3300.00	4425.00	3900.00
FAS	2050.00			3400.00	2500.00	-39.71	-18.00
RAW	3700.00			4150.00	3450.00	-10.84	7.25
SAR	3300.00			3090.00	4000.00	6.80	-17.50
SKT	4300.00			4450.00	4000.00	-3.37	7.50
GJT	3425.00			3150.00	2950.00	8.73	16.10
KAR	3100.00			3800.00	2840.00	-18.42	9.15
HYD	3600.00			4800.00	5600.00	-25.00	-35.71
SKR	2400.00			3800.00	3800.00	-36.84	-36.84
PSH	2400.00			3200.00	3200.00	-25.00	-25.00
MNG	3600.00			4350.00	3000.00	-17.24	20.00
QTA	5800.00			5400.00	3490.00	7.41	66.19
0124301. ONIONS DRY AVG. QLTY.	40 KG.			LAH	825.00	910.00	1175.00
		FAS	900.00	1100.00	1500.00	-18.18	-40.00
		RAW	1175.00	1375.00	1775.00	-14.55	-33.80
		MUL	1000.00	900.00	1250.00	11.11	-20.00
		GUJ	1150.00	1150.00	1150.00	0.00	0.00
		SAH	1100.00	1640.00	1500.00	-32.93	-26.67
		SAR	1080.00	1315.00	1670.00	-17.87	-35.33
		SKT	1250.00	1450.00	1600.00	-13.79	-21.88
		BPR	980.00	1320.00	1240.00	-25.76	-20.97
		GJT	1055.00	1250.00	1600.00	-15.60	-34.06
		KSR	875.00	1175.00	1225.00	-25.53	-28.57
		KAR	620.00	840.00	1060.00	-26.19	-41.51
		HYD	880.00	1200.00	1700.00	-26.67	-48.24
		SKR	750.00	799.50	1560.00	-6.19	-51.92
		LRK	1000.00	1200.00	1600.00	-16.67	-37.50
		MPK	900.00	800.00	1400.00	12.50	-35.71
		NWB	1000.00	800.00	1800.00	25.00	-44.44
PSH	1100.00	1400.00	2000.00	-21.43	-45.00		
BNU	1150.00	1250.00	1600.00	-8.00	-28.13		
MNG	1125.00	1500.00	1450.00	-25.00	-22.41		
QTA	850.00	850.00	1750.00	0.00	-51.43		

Contd.

7.10 Intercity Wholesale Prices of Selected Commodities

Group/Commodity/Item Specification	Unit	City	Prices (Rs.)			% Change in May,2014	
						Over	
			May, 2014	Apr., 2014	May, 2013	Apr., 14	May., 13
0124902. LADY FINGER AVG. QLTY.	100 KG.	LAH	6550.00	11250.00	5900.00	-41.78	11.02
		FAS	3250.00	8500.00	2750.00	-61.76	18.18
		RAW	4900.00	11100.00	6250.00	-55.86	-21.60
		MUL	3500.00	9100.00	4100.00	-61.54	-14.63
		SKT	7100.00	12250.00	7250.00	-42.04	-2.07
		KAR	2500.00	4250.00	2210.00	-41.18	13.12
		SKR	3000.00	5500.00	2250.00	-45.45	33.33
		PSH	4750.00	11000.00	6500.00	-56.82	-26.92
		BNU	4250.00	9000.00	4250.00	-52.78	0.00
0124903. TINDA AVG. QLTY.	100 KG.	LAH	4450.00	8250.00	6100.00	-46.06	-27.05
		FAS	3250.00	0.00	5000.00	-----	-35.00
		RAW	3550.00	3250.00	2825.00	9.23	25.66
		MUL	3500.00	1000.00	4750.00	250.00	-26.32
		SKT	5000.00	16000.00	7900.00	-68.75	-36.71
		KAR	2100.00	2300.00	3550.00	-8.70	-40.85
		SKR	2500.00	4000.00	3300.00	-37.50	-24.24
		MPK	2000.00	6800.00	1800.00	-70.59	11.11
		PSH	3000.00	1900.00	3000.00	57.89	0.00
0124904. BRINJAL AVG. QLTY.	100 KG.	LAH	2050.00	0.00	2250.00	-----	-8.89
		FAS	1100.00	0.00	1750.00	-----	-37.14
		MUL	2750.00	0.00	2900.00	-----	-5.17
		SAR	1790.00	0.00	3500.00	-----	-48.86
		SKT	3550.00	0.00	3900.00	-----	-8.97
		KAR	1100.00	0.00	1700.00	-----	-35.29
		SKR	1300.00	0.00	1800.00	-----	-27.78
		MPK	900.00	0.00	1100.00	-----	-18.18
		PSH	2750.00	0.00	4000.00	-----	-31.25
0124905. BOTTLE GOURD (LOKI)	100 KG.	LAH	2050.00	2650.00	2250.00	-22.64	-8.89
		FAS	900.00	2500.00	1300.00	-64.00	-30.77
		RAW	4050.00	4050.00	3650.00	0.00	10.96
		KAR	950.00	1450.00	1580.00	-34.48	-39.87
		HYD	2650.00	3500.00	2500.00	-24.29	6.00
		SKR	1200.00	2200.00	1800.00	-45.45	-33.33
		PSH	5000.00	3750.00	2500.00	33.33	100.00
		BNU	2550.00	3000.00	3000.00	-15.00	-15.00
		0124906. KARELLA	100 KG.	LAH	4450.00	0.00	5250.00
FAS	3500.00			0.00	4500.00	-----	-22.22
RAW	5250.00			0.00	5450.00	-----	-3.67
SAR	3035.00			0.00	3500.00	-----	-13.29
KAR	1300.00			0.00	1940.00	-----	-32.99
HYD	2500.00			0.00	2500.00	-----	0.00
SKR	1800.00			0.00	1900.00	-----	-5.26
PSH	3000.00			0.00	4000.00	-----	-25.00
BNU	3550.00			0.00	3200.00	-----	10.94
007. Fresh Fruits							
0131201. BANANA AVG. QLTY.	DOZ.	LAH	63.00	59.00	43.50	6.78	44.83
		FAS	47.50	47.50	45.00	0.00	5.56
		RAW	157.50	82.50	81.00	90.91	94.44

Contd.

7.10 Intercity Wholesale Prices of Selected Commodities

Group/Commodity/Item Specification	Unit	City	Prices (Rs.)			% Change in May,2014	
						Over	
			May, 2014	Apr., 2014	May, 2013	Apr., 14	May., 13
		MUL	72.50	72.50	37.50	0.00	93.33
		GUJ	82.50	65.00	47.50	26.92	73.68
		SKT	90.00	70.00	50.00	28.57	80.00
		BPR	52.50	52.50	42.50	0.00	23.53
		GJT	60.00	55.00	45.00	9.09	33.33
		KAR	41.00	53.00	26.00	-22.64	57.69
		HYD	52.00	45.00	45.00	15.56	15.56
		SKR	60.00	22.50	31.25	166.67	92.00
		MPK	20.00	20.00	18.00	0.00	11.11
		PSH	55.00	45.00	52.50	22.22	4.76
		MNG	78.75	70.00	60.00	12.50	31.25
0131601. MANGOES SINDHRI AVG. QLTY.	40 KG.	KAR	2300.00	0.00	1600.00	-----	43.75
0131602. MANGOES LANGRA AVG. QLTY.	40 KG.	RAW	1875.00	0.00	3025.00	-----	-38.02
		GJT	1250.00	0.00	1425.00	-----	-12.28
		PSH	2500.00	0.00	2000.00	-----	25.00
		QTA	3400.00	0.00	0.00	-----	-----
0131603. MANGOES CHONSA AVG. QLTY.	40 KG.	GJT	2500.00	0.00	1900.00	-----	31.58
0131701. PAPAYA (PAPETA)	40 KG.	LAH	2550.00	2250.00	2450.00	13.33	4.08
		KAR	2100.00	1960.00	980.00	7.14	114.29
		HYD	1700.00	2000.00	1500.00	-15.00	13.33
		MPK	2000.00	2000.00	1000.00	0.00	100.00
0134401. STRAWBURY	40 KG.	LAH	2900.00	4000.00	2100.00	-27.50	38.10
		RAW	4650.00	4450.00	3425.00	4.49	35.77
		KAR	3800.00	3800.00	2490.00	0.00	52.61
		SKR	3500.00	3500.00	3200.00	0.00	9.38
0135101. APPLE AVG. QLTY.	40 KG.	LAH	3700.00	3350.00	2900.00	10.45	27.59
		RAW	2175.00	2175.00	2475.00	0.00	-12.12
		MUL	2350.00	2350.00	3100.00	0.00	-24.19
		KAR	2300.00	2300.00	2100.00	0.00	9.52
		HYD	2650.00	1800.00	2200.00	47.22	20.45
		SKR	2250.00	2000.00	1515.00	12.50	48.51
		PSH	3350.00	3350.00	2400.00	0.00	39.58
		MNG	3500.00	3200.00	2400.00	9.38	45.83
		QTA	3200.00	3000.00	2800.00	6.67	14.29
0135102. APPLE SUP. QLTY.	40 KG.	LAH	5350.00	5150.00	6600.00	3.88	-18.94
		RAW	5250.00	5250.00	5950.00	0.00	-11.76
		GJT	5400.00	5400.00	5500.00	0.00	-1.82
		KAR	3100.00	3100.00	3000.00	0.00	3.33
		PSH	3600.00	3600.00	4800.00	0.00	-25.00
		MNG	4575.00	4000.00	3100.00	14.38	47.58
		QTA	4200.00	4000.00	4000.00	5.00	5.00
0136101. WATER MELON	40 KG.	LAH	650.00	1475.00	475.00	-55.93	36.84
		FAS	450.00	1250.00	450.00	-64.00	0.00
		RAW	825.00	1475.00	825.00	-44.07	0.00
		MUL	775.00	1050.00	650.00	-26.19	19.23
		KSR	725.00	1025.00	525.00	-29.27	38.10
		KAR	660.00	760.00	550.00	-13.16	20.00
		HYD	800.00	825.00	900.00	-3.03	-11.11
		SKR	555.00	866.50	430.00	-35.95	29.07
		PSH	650.00	2300.00	800.00	-71.74	-18.75
		QTA	760.00	750.00	750.00	1.33	1.33

Contd.

7.10 Intercity Wholesale Prices of Selected Commodities

Group/Commodity/Item Specification	Unit	City	Prices (Rs.)			% Change in May,2014	
						Over	
			May, 2014	Apr., 2014	May, 2013	Apr., 14	May., 13
0136102. MUSK MELON (SARDA/GARMA)	40 KG.	LAH	1175.00	1525.00	1050.00	-22.95	11.90
		RAW	925.00	1525.00	1175.00	-39.34	-21.28
		SKT	1450.00	1700.00	1400.00	-14.71	3.57
		KAR	1100.00	1100.00	890.00	0.00	23.60
		PSH	1000.00	1550.00	1000.00	-35.48	0.00
0136103. SWEET MELON (KHURBOZA)	40 KG.	LAH	1550.00	1550.00	1550.00	0.00	0.00
		RAW	1675.00	1675.00	1525.00	0.00	9.84
		KAR	1100.00	1560.00	900.00	-29.49	22.22
		HYD	1400.00	1400.00	1600.00	0.00	-12.50
008. Dry Fruits							
0138101. ALMOND KAGZI(IN SHELL)AVG. QLTY.	40 KG.	LAH	19000.00	19000.00	17500.00	0.00	8.57
		RAW	10900.00	10900.00	9050.00	0.00	20.44
		MUL	17000.00	17000.00	14500.00	0.00	17.24
		KAR	15300.00	15300.00	14100.00	0.00	8.51
		HYD	13650.00	13650.00	13650.00	0.00	0.00
		MPK	16000.00	16000.00	12000.00	0.00	33.33
		PSH	22000.00	22000.00	17500.00	0.00	25.71
		MNG	22400.00	23200.00	18000.00	-3.45	24.44
		QTA	12600.00	12600.00	12600.00	0.00	0.00
0138401. CHHOARA (DRY DATES) AVG. QLTY.	40 KG.	LAH	2900.00	2900.00	2900.00	0.00	0.00
		FAS	1850.00	1850.00	1900.00	0.00	-2.63
		RAW	3775.00	3775.00	3225.00	0.00	17.05
		MUL	3700.00	3100.00	3300.00	19.35	12.12
		KAR	3685.00	3685.00	3710.00	0.00	-0.67
		HYD	2850.00	2850.00	2800.00	0.00	1.79
		MPK	1800.00	1800.00	2000.00	0.00	-10.00
		PSH	2300.00	2300.00	3800.00	0.00	-39.47
		BNU	4000.00	4000.00	4000.00	0.00	0.00
0138501. PISTACHIO(WITHOUT SHELL)AVG. QLTY	40 KG.	LAH	67000.00	67000.00	65500.00	0.00	2.29
		RAW	89000.00	89000.00	51250.00	0.00	73.66
		MUL	81000.00	81000.00	68000.00	0.00	19.12
		KAR	62300.00	62300.00	59200.00	0.00	5.24
		HYD	84000.00	84000.00	56000.00	0.00	50.00
		SKR	78000.00	78000.00	60000.00	0.00	30.00
		PSH	71000.00	71000.00	48000.00	0.00	47.92
QTA	58000.00	58000.00	58000.00	0.00	0.00		
0138901. COCONUT DRY AVG. QLTY.	40 KG.	LAH	7900.00	5900.00	5450.00	33.90	44.95
		MUL	9900.00	9000.00	5300.00	10.00	86.79
		GJT	10400.00	10400.00	5600.00	0.00	85.71
		KAR	9000.00	9000.00	7700.00	0.00	16.88
		HYD	9550.00	9000.00	5800.00	6.11	64.66
		SKR	9200.00	9200.00	6800.00	0.00	35.29
		MPK	10800.00	8400.00	6000.00	28.57	80.00
		PSH	8200.00	8000.00	4800.00	2.50	70.83
		MNG	11000.00	11000.00	6000.00	0.00	83.33
009. Cotton Seeds							
0143101. COTTON SEEDS	40 KG.	FAS	1625.00	1550.00	950.00	4.84	71.05
		MUL	1525.00	1425.00	925.00	7.02	64.86
		SAH	1575.00	1400.00	650.00	12.50	142.31
		SAR	1211.50	975.00	1025.00	24.26	18.20
		SKT	1200.00	1200.00	1130.00	0.00	6.19

Contd.

7.10 Intercity Wholesale Prices of Selected Commodities

Group/Commodity/Item Specification	Unit	City	Prices (Rs.)			% Change in May,2014	
						Over	
			May, 2014	Apr., 2014	May, 2013	Apr., 14	May., 13
		KSR	1425.00	1425.00	1150.00	0.00	23.91
		KAR	1920.00	1920.00	2000.00	0.00	-4.00
		HYD	1150.00	1150.00	990.00	0.00	16.16
010. Other Oil Seeds							
0144201. MUSTARD SEEDS	40 KG.	FAS	2300.00	2175.00	2300.00	5.75	0.00
		MUL	2450.00	2450.00	2375.00	0.00	3.16
		SAH	2400.00	2300.00	2250.00	4.35	6.67
		BPR	2675.00	2425.00	2450.00	10.31	9.18
		KSR	2750.00	2750.00	2750.00	0.00	0.00
		KAR	2465.00	2465.00	2550.00	0.00	-3.33
		HYD	2350.00	2300.00	2100.00	2.17	11.90
		MPK	2400.00	2400.00	2100.00	0.00	14.29
		NWB	2500.00	2200.00	2000.00	13.64	25.00
		PSH	2580.00	2680.00	3100.00	-3.73	-16.77
011. Edible Roots / Potatoes							
0151001. POTATOES WHITE AVG. QLTY.	40 KG.	KAR	1640.00	1640.00	350.00	0.00	368.57
		HYD	1725.00	1725.00	450.00	0.00	283.33
		SKR	1600.00	950.00	580.00	68.42	175.86
		MPK	1600.00	1000.00	480.00	60.00	233.33
		QTA	1680.00	1680.00	550.00	0.00	205.45
0151002. POTATOES RED AVG. QLTY.	40 KG.	LAH	1960.00	925.00	540.00	111.89	262.96
		FAS	1500.00	1400.00	440.00	7.14	240.91
		RAW	1925.00	1925.00	555.00	0.00	246.85
		MUL	1500.00	1500.00	575.00	0.00	160.87
		GUJ	1750.00	1900.00	550.00	-7.89	218.18
		SAH	2100.00	2100.00	735.00	0.00	185.71
		SAR	2460.00	2160.00	800.00	13.89	207.50
		SKT	2000.00	2000.00	600.00	0.00	233.33
		BPR	1680.00	1880.00	372.50	-10.64	351.01
		PSH	1900.00	2000.00	800.00	-5.00	137.50
		MNG	2200.00	2200.00	640.00	0.00	243.75
012. Stimulant & Spice Crops							
0165201. RED CHILLIES DRY(WHOLE)	40 KG.	LAH	5900.00	5900.00	4200.00	0.00	40.48
		FAS	6350.00	6000.00	4250.00	5.83	49.41
		RAW	6150.00	6525.00	6450.00	-5.75	-4.65
		MUL	6700.00	6100.00	4300.00	9.84	55.81
		KAR	7800.00	7800.00	3250.00	0.00	140.00
		HYD	6350.00	6200.00	4700.00	2.42	35.11
		MPK	6000.00	6000.00	4000.00	0.00	50.00
		PSH	6400.00	6300.00	5200.00	1.59	23.08
		QTA	10600.00	10600.00	8600.00	0.00	23.26
0165401. CUMINSEED WHITE 50 G.PKT.NAT.	EACH	LAH	46.80	46.80	46.80	0.00	0.00
		FAS	48.28	48.28	44.82	0.00	7.72
		RAW	46.00	46.00	46.00	0.00	0.00
		MUL	48.67	48.67	44.82	0.00	8.59
		KAR	50.00	50.00	42.00	0.00	19.05
		HYD	50.00	50.00	50.00	0.00	0.00
		MPK	40.45	40.45	40.45	0.00	0.00
		PSH	51.00	51.00	50.00	0.00	2.00
		MNG	50.00	50.00	50.00	0.00	0.00
		QTA	46.00	46.00	43.00	0.00	6.98

Contd.

7.10 Intercity Wholesale Prices of Selected Commodities

Group/Commodity/Item Specification	Unit	City	Prices (Rs.)			% Change in May,2014	
						Over	
			May, 2014	Apr., 2014	May, 2013	Apr., 14	May., 13
0165402. CARDAMOM LARGE	40 KG.	LAH	83500.00	82000.00	69500.00	1.83	20.14
		RAW	72250.00	72250.00	67500.00	0.00	7.04
		MUL	103000.00	91000.00	77000.00	13.19	33.77
		KAR	85000.00	85000.00	76000.00	0.00	11.84
		HYD	78250.00	78250.00	69500.00	0.00	12.59
		MPK	94000.00	94000.00	76000.00	0.00	23.68
		PSH	77000.00	77000.00	76000.00	0.00	1.32
		QTA	82000.00	82000.00	77500.00	0.00	5.81
0165403. CARDAMOM SMALL	KG.	LAH	1125.00	1125.00	1050.00	0.00	7.14
		RAW	1775.00	1775.00	1675.00	0.00	5.97
		MUL	1300.00	1300.00	1300.00	0.00	0.00
		KAR	1225.00	1225.00	1190.00	0.00	2.94
		HYD	1400.00	1400.00	1400.00	0.00	0.00
		MPK	900.00	900.00	800.00	0.00	12.50
		PSH	1150.00	1150.00	1200.00	0.00	-4.17
		QTA	925.00	2600.00	2750.00	-64.42	-66.36
0165501. CINNAMON	40 KG.	RAW	6125.00	6125.00	5825.00	0.00	5.15
		MUL	8600.00	8300.00	7300.00	3.61	17.81
		KAR	9000.00	9000.00	7000.00	0.00	28.57
		PSH	9250.00	9250.00	7500.00	0.00	23.33
		QTA	5100.00	5100.00	5100.00	0.00	0.00
0165701. GINGER GREEN	40 KG.	LAH	7250.00	7250.00	3450.00	0.00	110.14
		FAS	5850.00	6500.00	3000.00	-10.00	95.00
		RAW	9650.00	9750.00	4025.00	-1.03	139.75
		SAR	7900.00	8457.50	4000.00	-6.59	97.50
		SKT	10500.00	9100.00	4000.00	15.38	162.50
		KAR	7800.00	7000.00	2840.00	11.43	174.65
		HYD	8100.00	8100.00	3800.00	0.00	113.16
		SKR	7600.00	8900.00	3300.00	-14.61	130.30
		PSH	7500.00	7500.00	3300.00	0.00	127.27
		MNG	12000.00	10600.00	4800.00	13.21	150.00
		QTA	5800.00	5400.00	4600.00	7.41	26.09
013. Pulses							
0170101. KIDNEY BEANS DRY WHOLE (LOBIA)	40 KG.	LAH	5450.00	5450.00	4550.00	0.00	19.78
		RAW	4375.00	4375.00	4287.50	0.00	2.04
		MUL	4100.00	4100.00	4100.00	0.00	0.00
		KSR	5900.00	5900.00	4750.00	0.00	24.21
		KAR	4700.00	4100.00	3700.00	14.63	27.03
		HYD	3300.00	3300.00	3300.00	0.00	0.00
		PSH	4100.00	4600.00	5500.00	-10.87	-25.45
		BNU	4500.00	4500.00	4000.00	0.00	12.50
		QTA	3300.00	3300.00	3300.00	0.00	0.00
0170401. MASOOR WHOLE AVG. QLTY.	100 KG.	LAH	11250.00	11250.00	6850.00	0.00	64.23
		FAS	8600.00	8600.00	8300.00	0.00	3.61
		RAW	10250.00	10250.00	7425.00	0.00	38.05
		MUL	9500.00	8900.00	8250.00	6.74	15.15
		SAR	9250.00	9250.00	8750.00	0.00	5.71
		SKT	10500.00	10000.00	7500.00	5.00	40.00
		BPR	9750.00	8600.00	8700.00	13.37	12.07
		GJT	9300.00	8500.00	8612.50	9.41	7.98
		KSR	11750.00	11750.00	6750.00	0.00	74.07
		KAR	9750.00	9100.00	8000.00	7.14	21.88

Contd.

7.10 Intercity Wholesale Prices of Selected Commodities

Group/Commodity/Item Specification	Unit	City	Prices (Rs.)			% Change in May,2014	
						Over	
			May, 2014	Apr., 2014	May, 2013	Apr., 14	May., 13
		HYD	8800.00	8775.00	8000.00	0.28	10.00
		SKR	9200.00	9000.00	8750.00	2.22	5.14
		MPK	9200.00	9000.00	8000.00	2.22	15.00
		PSH	9450.00	9450.00	7800.00	0.00	21.15
		QTA	13050.00	12950.00	11000.00	0.77	18.64
0170402. MASOOR SPLIT AVG. QLTY.	100 KG.	LAH	11750.00	11750.00	7500.00	0.00	56.67
		FAS	9350.00	9350.00	8850.00	0.00	5.65
		RAW	11650.00	11650.00	9025.00	0.00	29.09
		MUL	9900.00	9500.00	9600.00	4.21	3.13
		SAR	12000.00	11250.00	9750.00	6.67	23.08
		SKT	11500.00	11000.00	9250.00	4.55	24.32
		BPR	10500.00	10000.00	9800.00	5.00	7.14
		GJT	14100.00	14100.00	9112.50	0.00	54.73
		KAR	10600.00	9600.00	8500.00	10.42	24.71
		HYD	9650.00	9450.00	8850.00	2.12	9.04
		SKR	11600.00	11250.00	9500.00	3.11	22.11
		LRK	9500.00	10000.00	11500.00	-5.00	-17.39
		MPK	9900.00	9900.00	9500.00	0.00	4.21
		PSH	9450.00	9450.00	9625.00	0.00	-1.82
		QTA	12950.00	12850.00	11250.00	0.78	15.11
0170901. GRAM WHOLE YELLOW AVG. QLTY.	100 KG.	LAH	5500.00	5500.00	9250.00	0.00	-40.54
		FAS	5450.00	6025.00	8375.00	-9.54	-34.93
		RAW	8750.00	8750.00	9250.00	0.00	-5.41
		MUL	9400.00	8600.00	8350.00	9.30	12.57
		SAR	8285.00	7950.00	7250.00	4.21	14.28
		BPR	9750.00	8500.00	9750.00	14.71	0.00
		GJT	8500.00	8500.00	8800.00	0.00	-3.41
		KAR	8650.00	8400.00	9900.00	2.98	-12.63
		HYD	9000.00	9000.00	10500.00	0.00	-14.29
		SKR	8000.00	8000.00	9250.00	0.00	-13.51
		MPK	9200.00	9200.00	8500.00	0.00	8.24
		PSH	8800.00	8500.00	8650.00	3.53	1.73
		BNU	9375.00	9375.00	9000.00	0.00	4.17
		QTA	9500.00	9500.00	14000.00	0.00	-32.14
0170902. GRAM SPLIT AVG. QLTY.	100 KG.	LAH	5250.00	5650.00	5900.00	-7.08	-11.02
		FAS	5100.00	5100.00	5450.00	0.00	-6.42
		RAW	5650.00	5750.00	6350.00	-1.74	-11.02
		MUL	5750.00	5750.00	5900.00	0.00	-2.54
		GUJ	5850.00	5850.00	6200.00	0.00	-5.65
		SAR	5625.00	5250.00	5500.00	7.14	2.27
		SKT	5700.00	5700.00	7000.00	0.00	-18.57
		BPR	5800.00	6000.00	6000.00	-3.33	-3.33
		GJT	5625.00	5700.00	5800.00	-1.32	-3.02
		KAR	6350.00	6350.00	9050.00	0.00	-29.83
		HYD	6100.00	6100.00	7000.00	0.00	-12.86
		SKR	6250.00	6125.00	6500.00	2.04	-3.85
		MPK	6200.00	6000.00	6100.00	3.33	1.64
		PSH	6600.00	6600.00	6350.00	0.00	3.94
		BNU	6100.00	6100.00	7000.00	0.00	-12.86
		QTA	6000.00	6000.00	8700.00	0.00	-31.03
0170903. MASH WHOLE AVG. QLTY.	100 KG.	LAH	9100.00	9100.00	8850.00	0.00	2.82
		FAS	9250.00	9250.00	9250.00	0.00	0.00

Contd.

7.10 Intercity Wholesale Prices of Selected Commodities

Group/Commodity/Item Specification	Unit	City	Prices (Rs.)			% Change in May,2014	
						Over	
			May, 2014	Apr., 2014	May, 2013	Apr., 14	May., 13
		RAW	11350.00	9750.00	9550.00	16.41	18.85
		MUL	9900.00	9100.00	9300.00	8.79	6.45
		SKT	10750.00	10500.00	11500.00	2.38	-6.52
		KSR	8850.00	8850.00	8950.00	0.00	-1.12
		KAR	11250.00	9600.00	9300.00	17.19	20.97
0170904. MASH SPLIT AVG. QLTY.	100 KG.	LAH	11250.00	11250.00	10850.00	0.00	3.69
		FAS	10675.00	10675.00	11000.00	0.00	-2.95
		RAW	13650.00	12250.00	13550.00	11.43	0.74
		MUL	12750.00	10750.00	10250.00	18.60	24.39
		SKT	11500.00	11000.00	12500.00	4.55	-8.00
		KSR	11300.00	11300.00	11250.00	0.00	0.44
		KAR	12250.00	10100.00	10350.00	21.29	18.36
		HYD	10100.00	10075.00	8925.00	0.25	13.17
		SKR	12000.00	11500.00	10250.00	4.35	17.07
		MPK	11600.00	11000.00	9400.00	5.45	23.40
		PSH	11000.00	11000.00	10900.00	0.00	0.92
		MNG	12000.00	10800.00	9200.00	11.11	30.43
		QTA	15200.00	13200.00	13300.00	15.15	14.29
0170905. MOONG WHOLE AVG. QLTY.	100 KG.	LAH	13900.00	12250.00	8250.00	13.47	68.48
		FAS	11500.00	11500.00	8950.00	0.00	28.49
		RAW	13350.00	11750.00	8650.00	13.62	54.34
		MUL	13750.00	12750.00	7700.00	7.84	78.57
		SKT	12000.00	11000.00	10500.00	9.09	14.29
		GJT	12500.00	10750.00	8500.00	16.28	47.06
		KSR	13950.00	12250.00	8250.00	13.88	69.09
		KAR	12750.00	9900.00	8850.00	28.79	44.07
		SKR	13250.00	13250.00	9000.00	0.00	47.22
		PSH	13750.00	12450.00	9050.00	10.44	51.93
		MNG	11900.00	9020.00	8000.00	31.93	48.75
		QTA	15400.00	14400.00	12600.00	6.94	22.22
0170906. MOONG SPLIT AVG. QLTY.	100 KG.	LAH	14250.00	12750.00	8600.00	11.76	65.70
		FAS	12500.00	12500.00	8600.00	0.00	45.35
		RAW	14750.00	13100.00	10250.00	12.60	43.90
		MUL	16250.00	13900.00	9100.00	16.91	78.57
		SKT	13000.00	12000.00	12500.00	8.33	4.00
		GJT	15500.00	13000.00	9000.00	19.23	72.22
		KAR	13750.00	12500.00	10150.00	10.00	35.47
		HYD	15000.00	13450.00	10000.00	11.52	50.00
		SKR	14250.00	15000.00	9750.00	-5.00	46.15
		MPK	15200.00	14500.00	11100.00	4.83	36.94
		PSH	13750.00	13750.00	9200.00	0.00	49.46
		MNG	11800.00	11700.00	8400.00	0.85	40.48
		QTA	15000.00	14000.00	13250.00	7.14	13.21
014. Sugar Crops							
0180206. SUGAR CANE (OPEN MARKET)	40 KG.	FAS	177.50	177.50	177.50	0.00	0.00
		HYD	175.00	175.00	175.00	0.00	0.00
		PSH	180.00	180.00	180.00	0.00	0.00
015. Fibre Crops							
0192101. COTTON SPOT RATE EX-KAR.	40 KG.	KAR	7348.75	7081.00	6960.33	3.78	5.58
0192201. JUTE BAGS LOCAL	100	LAH	12250.00	12250.00	11250.00	0.00	8.89

Contd.

7.10 Intercity Wholesale Prices of Selected Commodities

Group/Commodity/Item Specification	Unit	City	Prices (Rs.)			% Change in May,2014 Over	
			May, 2014	Apr., 2014	May, 2013	Apr., 14	May., 13
		FAS	9000.00	9000.00	9000.00	0.00	0.00
		KAR	9900.00	9900.00	7100.00	0.00	39.44
		PSH	9500.00	9500.00	9500.00	0.00	0.00
016. Unmanufactured Tobacco							
0197001. TOBACCO SIND KARO	40 KG.	SAR	4500.00	4500.00	4200.00	0.00	7.14
		SKR	2200.00	2200.00	2200.00	0.00	0.00
		LRK	1990.00	1980.00	1900.00	0.51	4.74
0197002. TOBACCO DESI(MITHA)	40 KG.	LAH	5050.00	5050.00	4375.00	0.00	15.43
		SAR	6600.00	6600.00	5850.00	0.00	12.82
		HYD	4000.00	4000.00	4000.00	0.00	0.00
		QTA	2545.00	2545.00	2545.00	0.00	0.00
0197003. TOBACCO SUFAID PATHA	40 KG.	MUL	6900.00	6600.00	6400.00	4.55	7.81
		SAR	4500.00	4500.00	3250.00	0.00	38.46
		KAR	2690.00	2690.00	2670.00	0.00	0.75
		HYD	3250.00	3250.00	3250.00	0.00	0.00
		QTA	5415.00	5415.00	5415.00	0.00	0.00
0197004. TOBACCO HUKKA TWISTED	40 KG.	LAH	4300.00	4300.00	3625.00	0.00	18.62
		RAW	2375.00	2375.00	2175.00	0.00	9.20
		MUL	4700.00	4700.00	4300.00	0.00	9.30
		KSR	4200.00	4200.00	3525.00	0.00	19.15
		HYD	4100.00	4100.00	4100.00	0.00	0.00
		SKR	2800.00	2800.00	2800.00	0.00	0.00
		QTA	2970.00	2970.00	2970.00	0.00	0.00
0197005. TOBACCO HUKKA PREPARED	40 KG.	LAH	3300.00	3300.00	2875.00	0.00	14.78
		RAW	1275.00	1275.00	1125.00	0.00	13.33
		MUL	1300.00	1300.00	1000.00	0.00	30.00
		KSR	3200.00	3200.00	2525.00	0.00	26.73
		LRK	1500.00	1500.00	1400.00	0.00	7.14
		QTA	1530.00	1530.00	1530.00	0.00	0.00
017. Poultry							
0215101. CHICKEN FARM(LIVE)	1 KG.	LAH	145.50	147.50	116.50	-1.36	24.89
		FAS	157.00	145.00	120.00	8.28	30.83
		RAW	142.50	147.50	113.50	-3.39	25.55
		MUL	149.00	149.00	129.00	0.00	15.50
		GUJ	148.00	151.00	108.50	-1.99	36.41
		SKT	163.00	150.00	113.00	8.67	44.25
		BPR	160.00	156.50	127.00	2.24	25.98
		KAR	176.50	189.00	144.00	-6.61	22.57
		HYD	165.00	180.00	140.00	-8.33	17.86
		SKR	160.00	160.00	145.00	0.00	10.34
		MPK	154.00	172.00	136.00	-10.47	13.24
		PSH	160.00	164.00	126.00	-2.44	26.98
		MNG	178.00	190.00	148.00	-6.32	20.27
		QTA	175.00	180.00	165.00	-2.78	6.06
018. Raw Milk from Bovine Animals							
0221101. FRESH MILK	40 LTR.	LAH	2020.00	2020.00	1980.00	0.00	2.02
		FAS	2000.00	2000.00	2000.00	0.00	0.00
		RAW	2675.00	2650.00	2325.00	0.94	15.05
		MUL	2300.00	2300.00	2300.00	0.00	0.00
		SAH	1650.00	1650.00	1650.00	0.00	0.00
		SKT	2200.00	2200.00	2200.00	0.00	0.00
		KSR	2000.00	2000.00	1920.00	0.00	4.17

Contd.

7.10 Intercity Wholesale Prices of Selected Commodities

Group/Commodity/Item Specification	Unit	City	Prices (Rs.)			% Change in May,2014	
						Over	
			May, 2014	Apr., 2014	May, 2013	Apr., 14	May., 13
		KAR	3000.00	3000.00	2400.00	0.00	25.00
		HYD	2800.00	2800.00	2500.00	0.00	12.00
		SKR	2700.00	2600.00	2650.00	3.85	1.89
		MPK	2560.00	2560.00	2480.00	0.00	3.23
		PSH	2200.00	2200.00	1950.00	0.00	12.82
		BNU	2500.00	2500.00	2000.00	0.00	25.00
		QTA	2800.00	2800.00	2800.00	0.00	0.00
019. Eggs							
0231001. EGGS FARM CRATE OF 30 DOZ.	EACH	LAH	2130.00	2400.00	2040.00	-11.25	4.41
		FAS	2160.00	2190.00	2040.00	-1.37	5.88
		RAW	2155.00	2175.00	2090.00	-0.92	3.11
		MUL	2050.00	2050.00	1850.00	0.00	10.81
		GUJ	2190.00	2400.00	1962.00	-8.75	11.62
		SKT	1600.00	2400.00	2225.00	-33.33	-28.09
		BPR	2190.00	2070.00	2100.00	5.80	4.29
		KAR	2235.00	2190.00	1862.00	2.05	20.03
		HYD	2430.00	2300.00	2010.00	5.65	20.90
		SKR	2150.00	2600.00	1850.00	-17.31	16.22
		MPK	1590.00	1890.00	2010.00	-15.87	-20.90
		PSH	1975.00	2300.00	2040.00	-14.13	-3.19
		MNG	1975.00	2500.00	2150.00	-21.00	-8.14
		QTA	2800.00	3000.00	2550.00	-6.67	9.80
020. Raw Animal Materials / Wool							
0294201. WOOL PAK. SUPERIOR WHITE	40 KG.	LAH	775.00	775.00	775.00	0.00	0.00
		MUL	2550.00	2550.00	2300.00	0.00	10.87
		KAR	2820.00	2820.00	2780.00	0.00	1.44
		BNU	2500.00	2500.00	2400.00	0.00	4.17
0294202. WOOL PAK. SUPERIOR YELLOW	40 KG.	LAH	862.50	862.50	862.50	0.00	0.00
		MUL	2100.00	2100.00	2100.00	0.00	0.00
		KAR	2820.00	2820.00	2750.00	0.00	2.55
		BNU	2250.00	2250.00	1800.00	0.00	25.00
0294203. WOOL PAK MEDIUM WHITE	40 KG.	LAH	740.00	740.00	740.00	0.00	0.00
		MUL	2100.00	2100.00	2100.00	0.00	0.00
		KAR	2410.00	2410.00	2350.00	0.00	2.55
		BNU	2100.00	2100.00	1500.00	0.00	40.00
0294204. WOOL PAK.MEDIUM YELLOW	40 KG.	LAH	640.00	640.00	640.00	0.00	0.00
		MUL	1850.00	1850.00	1500.00	0.00	23.33
		KAR	2270.00	2270.00	2230.00	0.00	1.79
		BNU	1850.00	1850.00	1500.00	0.00	23.33
0294205. WOOL COLOURED LIGHT	40 KG.	LAH	825.00	825.00	825.00	0.00	0.00
		MUL	1100.00	1100.00	950.00	0.00	15.79
		KAR	1900.00	1900.00	1870.00	0.00	1.60
		BNU	1450.00	1450.00	1200.00	0.00	20.83
0294206. WOOL COLOURED DARK	40 KG.	LAH	800.00	800.00	800.00	0.00	0.00
		MUL	900.00	1100.00	1100.00	-18.18	-18.18
		KAR	1835.00	1835.00	1760.00	0.00	4.26
		BNU	1450.00	1450.00	1400.00	0.00	3.57
021. Hides & Fur Skins, Raw							
0295101. HIDES WET SALTED COW MEDIUM	EACH	LAH	1975.00	1975.00	1850.00	0.00	6.76
		RAW	1975.00	1975.00	1975.00	0.00	0.00
		MUL	2700.00	2700.00	2450.00	0.00	10.20
		SKT	2950.00	2950.00	2800.00	0.00	5.36

Contd.

7.10 Intercity Wholesale Prices of Selected Commodities

Group/Commodity/Item Specification	Unit	City	Prices (Rs.)			% Change in May,2014 Over	
			May, 2014	Apr., 2014	May, 2013	Apr., 14	May., 13
		KSR	1925.00	1925.00	1825.00	0.00	5.48
		KAR	3900.00	3900.00	3900.00	0.00	0.00
		HYD	2000.00	2000.00	1850.00	0.00	8.11
		BNU	1450.00	1450.00	1450.00	0.00	0.00
		QTA	3000.00	3000.00	3000.00	0.00	0.00
0295102. HIDES WET SALTED BUFFALO MEDIUM	EACH	LAH	1675.00	1675.00	1550.00	0.00	8.06
		RAW	1975.00	1975.00	1975.00	0.00	0.00
		MUL	3250.00	3300.00	2650.00	-1.52	22.64
		SKT	2950.00	2950.00	3100.00	0.00	-4.84
		KSR	1625.00	1625.00	1525.00	0.00	6.56
		KAR	2650.00	2650.00	2100.00	0.00	26.19
		HYD	1850.00	1850.00	1750.00	0.00	5.71
		BNU	1825.00	1825.00	1650.00	0.00	10.61
		QTA	2400.00	2400.00	2400.00	0.00	0.00
0295103. HIDES WET SALTED CALF MEDIUM	EACH	LAH	1225.00	1225.00	1050.00	0.00	16.67
		RAW	1075.00	1075.00	1075.00	0.00	0.00
		MUL	1150.00	1150.00	1100.00	0.00	4.55
		SKT	500.00	500.00	650.00	0.00	-23.08
		KSR	975.00	975.00	825.00	0.00	18.18
		KAR	1700.00	1700.00	1550.00	0.00	9.68
		HYD	2050.00	2050.00	2050.00	0.00	0.00
		BNU	750.00	750.00	750.00	0.00	0.00
		QTA	2300.00	2300.00	2300.00	0.00	0.00
0295301. SHEEP SKIN MEDIUM	100	RAW	23500.00	23500.00	23500.00	0.00	0.00
		MUL	31000.00	32500.00	47500.00	-4.62	-34.74
		KSR	22000.00	22000.00	21000.00	0.00	4.76
		KAR	48750.00	48750.00	47340.00	0.00	2.98
		HYD	20500.00	20500.00	20500.00	0.00	0.00
		PSH	35000.00	35000.00	30000.00	0.00	16.67
		QTA	50000.00	50000.00	50000.00	0.00	0.00
0295302. SHEEP SKIN LARGE	100	LAH	39000.00	39000.00	36250.00	0.00	7.59
		RAW	29500.00	29500.00	29500.00	0.00	0.00
		MUL	47500.00	47500.00	57500.00	0.00	-17.39
		KSR	30500.00	30500.00	29000.00	0.00	5.17
		KAR	63750.00	63750.00	60250.00	0.00	5.81
		HYD	31500.00	31500.00	31500.00	0.00	0.00
		PSH	52000.00	52000.00	50000.00	0.00	4.00
		QTA	60000.00	60000.00	60000.00	0.00	0.00
0295401. GOAT SKIN LARGE	100	LAH	31000.00	31000.00	28000.00	0.00	10.71
		RAW	28250.00	28250.00	28250.00	0.00	0.00
		KSR	27500.00	27500.00	25500.00	0.00	7.84
		KAR	52750.00	52750.00	52750.00	0.00	0.00
		HYD	36500.00	36500.00	36500.00	0.00	0.00
		PSH	32000.00	32000.00	27500.00	0.00	16.36
		QTA	46500.00	46500.00	46500.00	0.00	0.00
0295402. GOAT SKIN EXTRA LARGE	100	LAH	41000.00	41000.00	33500.00	0.00	22.39
		RAW	29750.00	29750.00	29750.00	0.00	0.00
		MUL	57500.00	57500.00	57500.00	0.00	0.00
		KSR	39500.00	39500.00	32500.00	0.00	21.54
		KAR	64500.00	64500.00	64500.00	0.00	0.00
		HYD	36750.00	36750.00	36750.00	0.00	0.00

Contd.

7.10 Intercity Wholesale Prices of Selected Commodities

Group/Commodity/Item Specification	Unit	City	Prices (Rs.)			% Change in May,2014 Over	
			May, 2014	Apr., 2014	May, 2013	Apr., 14	May., 13
		PSH	35000.00	35000.00	33500.00	0.00	4.48
		QTA	52500.00	52500.00	52500.00	0.00	0.00
0295403. GOAT SKIN MEDIUM	100	LAH	29000.00	29000.00	25000.00	0.00	16.00
		RAW	24750.00	24750.00	24750.00	0.00	0.00
		MUL	33500.00	37500.00	42500.00	-10.67	-21.18
		SKT	42500.00	42500.00	40000.00	0.00	6.25
		KSR	24500.00	24500.00	20500.00	0.00	19.51
		KAR	46000.00	46000.00	46000.00	0.00	0.00
		PSH	25000.00	25000.00	22000.00	0.00	13.64
		QTA	37500.00	37500.00	37500.00	0.00	0.00
0295404. GOAT SKIN SMALL	100	LAH	21000.00	21000.00	19000.00	0.00	10.53
		RAW	23750.00	23750.00	23750.00	0.00	0.00
		SKT	15000.00	15000.00	15000.00	0.00	0.00
		KSR	18500.00	18500.00	15500.00	0.00	19.35
		KAR	33875.00	33875.00	33875.00	0.00	0.00
		PSH	18000.00	18000.00	16000.00	0.00	12.50
		QTA	27000.00	27000.00	27000.00	0.00	0.00
022. Fuel Wood in Logs							
0313001. FIRE WOOD MIXED DRY	40 KG.	LAH	590.00	590.00	540.00	0.00	9.26
		FAS	380.00	380.00	380.00	0.00	0.00
		RAW	537.50	537.50	490.00	0.00	9.69
		MUL	450.00	450.00	350.00	0.00	28.57
		GJT	470.00	470.00	470.00	0.00	0.00
		KAR	455.00	455.00	390.00	0.00	16.67
		HYD	350.00	350.00	320.00	0.00	9.38
		SKR	375.00	350.00	350.00	7.14	7.14
		LRK	390.00	390.00	400.00	0.00	-2.50
		PSH	610.00	610.00	575.00	0.00	6.09
		MNG	500.00	500.00	500.00	0.00	0.00
		QTA	465.00	465.00	465.00	0.00	0.00
023. Fish Live Fresh or Chilled							
0411901. FISH RAHU RIVER	40 KG.	LAH	9100.00	9100.00	9100.00	0.00	0.00
		RAW	6125.00	6125.00	6050.00	0.00	1.24
		MUL	10300.00	9700.00	8300.00	6.19	24.10
		HYD	8000.00	8000.00	7100.00	0.00	12.68
		SKR	11000.00	8800.00	6200.00	25.00	77.42
		PSH	9000.00	7350.00	8500.00	22.45	5.88
0411902. FISH RAHU SEA	40 KG.	KAR	3100.00	3100.00	3700.00	0.00	-16.22
0411903. FISH SURMAI (SEA)	40 KG.	KAR	7600.00	7600.00	5750.00	0.00	32.17
<u>2. Ores/Minerals, Elec., Gas & Water</u>							
024. Coal not Agglomerated							
1101001. COAL	MT.	LAH	14250.00	14250.00	14250.00	0.00	0.00
025. Natural Gas Liquified							
1202001. SUI GAS GENERAL INDUSTRIAL USE	MMBTU	KAR	571.23	571.23	566.35	0.00	0.86
1202002. LPG	KG.	LAH	95.00	102.25	108.00	-7.09	-12.04
		RAW	106.00	125.50	106.50	-15.54	-0.47
		KAR	92.50	110.00	100.00	-15.91	-7.50
		PSH	130.00	150.00	120.00	-13.33	8.33
		QTA	125.00	130.00	120.00	-3.85	4.17
1202003. CNG	KG.	KAR	70.20	70.20	70.11	0.00	0.13

Contd.

7.10 Intercity Wholesale Prices of Selected Commodities

Group/Commodity/Item Specification	Unit	City	Prices (Rs.)			% Change in May,2014 Over	
			May, 2014	Apr., 2014	May, 2013	Apr., 14	May., 13
026. Salt & Pure Sodium Chloride							
1620001. SALT CRUSHED LAHORI	40 KG.	LAH	195.00	195.00	147.50	0.00	32.20
		RAW	345.00	305.00	282.50	13.11	22.12
		MUL	280.00	280.00	280.00	0.00	0.00
		GJT	125.00	125.00	125.00	0.00	0.00
		KAR	325.00	325.00	270.00	0.00	20.37
		SKR	275.00	275.00	200.00	0.00	37.50
		PSH	200.00	200.00	155.00	0.00	29.03
1620002. SEA SALT	40 KG.	LAH	195.00	195.00	132.50	0.00	47.17
		FAS	400.00	400.00	400.00	0.00	0.00
		KAR	122.50	122.50	91.00	0.00	34.62
		HYD	130.00	130.00	130.00	0.00	0.00
		NWB	250.00	250.00	240.00	0.00	4.17
027. Electrical Energy							
1710011. ELECTRICITY TARRIF B1	KWH.	KAR	14.75	14.75	10.71	0.00	37.72
1710012. ELECTRICITY TARRIF B2	KWH.	KAR	14.77	14.77	9.97	0.00	48.14
1710013. ELECTRICITY TARRIF B3	KWH.	KAR	15.15	15.15	10.05	0.00	50.75
1710014. ELECTRICITY TARRIF B4	KWH.	KAR	14.96	14.96	9.71	0.00	54.07
1710021. ELECTRICITY TARIFF-D1	KWH.	KAR	10.66	10.66	10.00	0.00	6.60
1710022. ELECTRICITY TARIFF-D2	KWH.	KAR	11.89	11.89	11.00	0.00	8.09
3. Food,Beverages,Tobacco,Textiles,Leather							
3a) Food Products, Beverages & Tobacco							
028. Meat of Animals							
2111101. BEEF	40 KG.	LAH	10700.00	10700.00	10200.00	0.00	4.90
		FAS	8500.00	8500.00	8500.00	0.00	0.00
		RAW	8550.00	8550.00	8450.00	0.00	1.18
		MUL	8800.00	8800.00	8800.00	0.00	0.00
		SAR	10000.00	10000.00	9400.00	0.00	6.38
		GJT	10000.00	10000.00	9200.00	0.00	8.70
		KAR	8300.00	8300.00	8200.00	0.00	1.22
		HYD	9550.00	9550.00	9450.00	0.00	1.06
		PSH	9950.00	9950.00	9900.00	0.00	0.51
		MNG	10000.00	10000.00	10000.00	0.00	0.00
		QTA	11500.00	11500.00	10800.00	0.00	6.48
2111601. MUTTON	40 KG.	LAH	23600.00	23600.00	21100.00	0.00	11.85
		FAS	18000.00	18000.00	18000.00	0.00	0.00
		RAW	23950.00	23950.00	22250.00	0.00	7.64
		MUL	20200.00	20200.00	19400.00	0.00	4.12
		KAR	16800.00	16800.00	16000.00	0.00	5.00
		HYD	19250.00	19250.00	18250.00	0.00	5.48
		PSH	22500.00	22500.00	19500.00	0.00	15.38
		MNG	16000.00	16000.00	16000.00	0.00	0.00
		QTA	21200.00	21200.00	20400.00	0.00	3.92
029. Vegetables & Fruit Juice							
2133101. TOMATO KETCHUP 300 GM.	DOZ.	LAH	815.00	815.00	815.00	0.00	0.00
		FAS	892.20	892.20	785.00	0.00	13.66
		RAW	862.50	862.50	862.50	0.00	0.00
		MUL	876.00	876.00	860.00	0.00	1.86
		GJT	900.00	900.00	780.00	0.00	15.38
		KAR	780.00	780.00	780.00	0.00	0.00
		HYD	724.00	724.00	724.00	0.00	0.00
		SKR	936.72	880.00	1052.90	6.45	-11.03

Contd.

7.10 Intercity Wholesale Prices of Selected Commodities

Group/Commodity/Item Specification	Unit	City	Prices (Rs.)			% Change in May,2014	
						Over	
			May, 2014	Apr., 2014	May, 2013	Apr., 14	May., 13
		MPK	772.00	772.00	772.00	0.00	0.00
		PSH	888.00	888.00	780.00	0.00	13.85
		MNG	816.00	816.00	816.00	0.00	0.00
		QTA	828.00	828.00	828.00	0.00	0.00
2133901. CHILLES & LIME PKL.IN OIL 340 G.	DOZ.	LAH	1017.00	1017.00	1017.00	0.00	0.00
		RAW	1137.50	1137.50	1137.50	0.00	0.00
		KAR	960.00	960.00	960.00	0.00	0.00
		MPK	992.76	992.76	992.76	0.00	0.00
		PSH	1080.00	1080.00	1080.00	0.00	0.00
		QTA	938.00	938.00	938.00	0.00	0.00
030. Dried Fruits & Nuts							
2141101. KISHMISH(RAISIN) AVG. QLTY.	40 KG.	LAH	9000.00	9000.00	9000.00	0.00	0.00
		RAW	8100.00	8100.00	7100.00	0.00	14.08
		MUL	8100.00	8100.00	8100.00	0.00	0.00
		KAR	9000.00	9000.00	8850.00	0.00	1.69
		HYD	8500.00	8500.00	8400.00	0.00	1.19
		MPK	11500.00	11500.00	11500.00	0.00	0.00
		PSH	7200.00	7200.00	7100.00	0.00	1.41
		BNU	8650.00	8650.00	7000.00	0.00	23.57
		QTA	5100.00	5100.00	5100.00	0.00	0.00
2141301. GROUND NUT WITH SHELL AVG. QLTY.	40 KG.	LAH	4750.00	4750.00	4550.00	0.00	4.40
		RAW	3975.00	3975.00	4975.00	0.00	-20.10
		MUL	4100.00	4100.00	5100.00	0.00	-19.61
		KAR	6875.00	6875.00	6500.00	0.00	5.77
		HYD	4500.00	4500.00	4600.00	0.00	-2.17
		MPK	3000.00	3000.00	3500.00	0.00	-14.29
		PSH	5600.00	5600.00	6000.00	0.00	-6.67
		QTA	3850.00	3850.00	3850.00	0.00	0.00
031. Fruit Juices							
2142901. ROOHAFZA(SHARBAT)	DOZ.	LAH	1512.00	1480.00	1480.00	2.16	2.16
		FAS	1540.00	1500.00	1500.00	2.67	2.67
		RAW	1562.50	1562.50	1372.50	0.00	13.84
		MUL	1520.00	1520.00	1440.00	0.00	5.56
		GUJ	1530.00	1530.00	1500.00	0.00	2.00
		BPR	1560.00	1560.00	1500.00	0.00	4.00
		GJT	1520.00	1520.00	1476.00	0.00	2.98
		KAR	1560.00	1560.00	1380.00	0.00	13.04
		HYD	1560.00	1560.00	1480.00	0.00	5.41
		SKR	1570.00	1500.00	1480.00	4.67	6.08
		LRK	1550.00	1550.00	1470.00	0.00	5.44
		PSH	1520.00	1520.00	1440.00	0.00	5.56
		BNU	1470.00	1470.00	1470.00	0.00	0.00
		MNG	1520.00	1520.00	1450.00	0.00	4.83
		QTA	1596.00	1596.00	1596.00	0.00	0.00
2142902. JAM-E-SHREEN	DOZ.	LAH	1550.00	1480.00	1440.00	4.73	7.64
		FAS	1530.00	1500.00	1500.00	2.00	2.00
		RAW	1610.00	1610.00	1595.00	0.00	0.94
		MUL	1520.00	1520.00	1450.00	0.00	4.83
		GUJ	1500.00	1500.00	1500.00	0.00	0.00
		BPR	1540.00	1540.00	1520.00	0.00	1.32
		KAR	1560.00	1560.00	1500.00	0.00	4.00
		HYD	1560.00	1560.00	1460.00	0.00	6.85

Contd.

7.10 Intercity Wholesale Prices of Selected Commodities

Group/Commodity/Item Specification	Unit	City	Prices (Rs.)			% Change in May,2014	
						Over	
			May, 2014	Apr., 2014	May, 2013	Apr., 14	May., 13
		SKR	1570.00	1500.00	1470.00	4.67	6.80
		PSH	1520.00	1520.00	1460.00	0.00	4.11
		BNU	1470.00	1470.00	1470.00	0.00	0.00
		MNG	1520.00	1520.00	1450.00	0.00	4.83
2142903. FRUIT JUICE TETRA PACK	DOZ.	LAH	190.00	150.00	138.00	26.67	37.68
		FAS	155.00	144.00	142.00	7.64	9.15
		RAW	137.50	137.50	137.50	0.00	0.00
		MUL	135.00	135.00	135.00	0.00	0.00
		KAR	136.00	136.00	136.00	0.00	0.00
		HYD	130.00	130.00	130.00	0.00	0.00
		SKR	180.00	180.00	180.00	0.00	0.00
		PSH	129.00	130.00	120.00	-0.77	7.50
		QTA	110.00	110.00	110.00	0.00	0.00
2142904. LEMON/ORANGE SQUASH MITCHELS(730ML)	DOZ.	LAH	1540.00	1540.00	1540.00	0.00	0.00
		FAS	1560.00	1560.00	1440.00	0.00	8.33
		RAW	1615.00	1615.00	1615.00	0.00	0.00
		MUL	1612.00	1612.00	1612.00	0.00	0.00
		KAR	1400.00	1400.00	1400.00	0.00	0.00
		HYD	1620.00	1620.00	1620.00	0.00	0.00
		PSH	1410.00	1410.00	1320.00	0.00	6.82
2142905. MUREEY BREWERY (TOPS)	DOZ.	LAH	495.00	495.00	495.00	0.00	0.00
		RAW	1055.00	1055.00	1055.00	0.00	0.00
		KSR	435.00	435.00	435.00	0.00	0.00
2149201. APL/MNG/ORG/MIX. FRUIT JAM 450 G.	DOZ.	LAH	1455.00	1455.00	1248.00	0.00	16.59
		RAW	1337.50	1337.50	1312.50	0.00	1.90
		KAR	1184.00	1184.00	1184.00	0.00	0.00
		MPK	1183.00	1183.00	1183.00	0.00	0.00
		PSH	1390.00	1390.00	1308.00	0.00	6.27
		QTA	1320.00	1320.00	1320.00	0.00	0.00
2149202. MANGO/MIXED PICKLE IN OIL 340 G.	DOZ.	LAH	1080.00	1080.00	1015.00	0.00	6.40
		RAW	1137.50	1137.50	1137.50	0.00	0.00
		KAR	960.00	960.00	960.00	0.00	0.00
		MPK	992.76	992.76	992.76	0.00	0.00
		PSH	1080.00	1080.00	1000.00	0.00	8.00
		QTA	936.00	936.00	936.00	0.00	0.00
032. Vegetable Oils Refined							
2154101. SOYABEAN COOKING OIL TIN	5 LTR.	LAH	940.00	940.00	940.00	0.00	0.00
		FAS	960.00	960.00	960.00	0.00	0.00
		RAW	982.50	982.50	982.50	0.00	0.00
		MUL	1024.00	1024.00	982.00	0.00	4.28
		KAR	985.00	985.00	985.00	0.00	0.00
		HYD	1024.00	1024.00	1010.00	0.00	1.39
		SKR	980.00	980.00	970.00	0.00	1.03
		MPK	970.00	970.00	970.00	0.00	0.00
		PSH	975.00	975.00	960.00	0.00	1.56
		BNU	1000.00	1000.00	960.00	0.00	4.17
		QTA	915.00	915.00	915.00	0.00	0.00
2154301. SUN FLOWER COOKING OIL	5 LTR.	LAH	940.00	940.00	940.00	0.00	0.00
		FAS	900.00	900.00	860.00	0.00	4.65
		RAW	982.50	982.50	982.50	0.00	0.00
		MUL	1045.00	1045.00	1045.00	0.00	0.00
		GJT	1045.00	1045.00	1045.00	0.00	0.00

Contd.

7.10 Intercity Wholesale Prices of Selected Commodities

Group/Commodity/Item Specification	Unit	City	Prices (Rs.)			% Change in May,2014	
						Over	
			May, 2014	Apr., 2014	May, 2013	Apr., 14	May., 13
		KAR	985.00	985.00	985.00	0.00	0.00
		HYD	880.00	880.00	880.00	0.00	0.00
		SKR	880.00	880.00	880.00	0.00	0.00
		PSH	1050.00	1050.00	1015.00	0.00	3.45
		MNG	910.00	910.00	860.00	0.00	5.81
		QTA	900.00	900.00	900.00	0.00	0.00
2154401. MUSTARD & RAPE SEED OIL.	40 KG.	LAH	5850.00	5850.00	5350.00	0.00	9.35
		RAW	7275.00	7275.00	7275.00	0.00	0.00
		MUL	5750.00	5750.00	5475.00	0.00	5.02
		KSR	5750.00	5750.00	5250.00	0.00	9.52
		KAR	6500.00	6500.00	6500.00	0.00	0.00
		HYD	5500.00	5500.00	5650.00	0.00	-2.65
		MPK	5100.00	5100.00	5200.00	0.00	-1.92
		PSH	7250.00	7250.00	7250.00	0.00	0.00
		BNU	6200.00	6200.00	6500.00	0.00	-4.62
		QTA	6000.00	6000.00	5800.00	0.00	3.45
2154801. COTTON SEED OIL	40 KG.	LAH	5625.00	5625.00	5250.00	0.00	7.14
		MUL	5450.00	5450.00	4950.00	0.00	10.10
		GUJ	7000.00	7000.00	7000.00	0.00	0.00
		SAR	5250.00	5250.00	5190.00	0.00	1.16
		KAR	5850.00	5850.00	6090.00	0.00	-3.94
		HYD	5150.00	5150.00	5000.00	0.00	3.00
		SKR	5610.00	5200.00	4300.00	7.88	30.47
		NWB	6000.00	6000.00	6500.00	0.00	-7.69
		PSH	6150.00	6100.00	5800.00	0.82	6.03
2154901. RAFHAN CORN OIL	2.00 LT	LAH	650.00	650.00	525.00	0.00	23.81
		FAS	710.00	710.00	610.00	0.00	16.39
		RAW	537.50	537.50	537.50	0.00	0.00
		MUL	606.00	606.00	606.00	0.00	0.00
		KAR	547.50	547.50	525.00	0.00	4.29
		HYD	686.40	617.01	630.00	11.25	8.95
		MPK	630.00	630.00	510.00	0.00	23.53
		PSH	680.00	670.00	600.00	1.49	13.33
		MNG	630.00	630.00	590.00	0.00	6.78
		QTA	535.00	535.00	535.00	0.00	0.00
033. Vegetable Ghee							
2159001. VEGETABLE GHEE(16 KG TIN)	EACH	LAH	2450.00	2500.00	2350.00	-2.00	4.26
		RAW	2475.00	2465.00	2382.50	0.41	3.88
		MUL	2550.00	2630.00	2425.00	-3.04	5.15
		SKT	2570.00	2570.00	2240.00	0.00	14.73
		KAR	2455.00	2455.00	2590.00	0.00	-5.21
		SKR	2375.00	2390.00	2250.00	-0.63	5.56
		MPK	2240.00	2280.00	2150.00	-1.75	4.19
		PSH	2600.00	2650.00	2430.00	-1.89	7.00
		MNG	2560.00	2640.00	2710.00	-3.03	-5.54
		QTA	2765.00	2775.00	2675.00	-0.36	3.36
2159002. VEGETABLE GHEE(DALDA/TULO/HABIB/SHA)	05 KG.	LAH	995.00	995.00	995.00	0.00	0.00
		FAS	965.00	965.00	925.00	0.00	4.32
		RAW	992.50	992.50	982.50	0.00	1.02
		MUL	976.00	976.00	995.00	0.00	-1.91
		SAR	980.00	980.00	1200.00	0.00	-18.33
		GJT	970.00	970.00	1080.00	0.00	-10.19

Contd.

7.10 Intercity Wholesale Prices of Selected Commodities

Group/Commodity/Item Specification	Unit	City	Prices (Rs.)			% Change in May,2014	
						Over	
			May, 2014	Apr., 2014	May, 2013	Apr., 14	May., 13
		KAR	982.50	982.50	982.50	0.00	0.00
		HYD	966.00	966.00	966.00	0.00	0.00
		SKR	970.00	970.00	970.00	0.00	0.00
		PSH	970.00	970.00	950.00	0.00	2.11
		QTA	1015.00	1015.00	1010.00	0.00	0.50
034. Oil Cakes							
2171001. COTTON SEED OIL CAKES	40 KG.	LAH	1350.00	1350.00	1125.00	0.00	20.00
		FAS	1350.00	1600.00	900.00	-15.63	50.00
		MUL	1525.00	1175.00	990.00	29.79	54.04
		SAR	1512.50	1287.50	1060.00	17.48	42.69
		BPR	1675.00	1675.00	1150.00	0.00	45.65
		HYD	1350.00	1100.00	900.00	22.73	50.00
		SKR	1315.50	1315.50	978.95	0.00	34.38
		MPK	1450.00	1340.00	878.00	8.21	65.15
		PSH	1150.00	1100.00	1050.00	4.55	9.52
		QTA	925.00	925.00	925.00	0.00	0.00
2171002. MUSTARD & RAPSEED OIL CAKES	40 KG.	LAH	1250.00	1250.00	1075.00	0.00	16.28
		FAS	1550.00	1400.00	1050.00	10.71	47.62
		MUL	1575.00	1430.00	1165.00	10.14	35.19
		SAR	1592.00	1571.00	1100.00	1.34	44.73
		BPR	1575.00	1475.00	1225.00	6.78	28.57
		HYD	1400.00	1300.00	1150.00	7.69	21.74
		SKR	1400.00	1400.00	1230.76	0.00	13.75
		MPK	1400.00	1200.00	1250.00	16.67	12.00
		PSH	1200.00	1200.00	1000.00	0.00	20.00
		QTA	950.00	950.00	900.00	0.00	5.56
035. Processed Liquid Milk							
2211002. MILK PAK/HALEEB/NESTLE (LITRE)	DOZ.	LAH	1105.00	1105.00	1019.00	0.00	8.44
		FAS	1115.00	972.50	1000.00	14.65	11.50
		RAW	1075.00	1075.00	1019.00	0.00	5.50
		KAR	1080.00	1080.00	1056.00	0.00	2.27
		HYD	1125.00	1125.00	1020.00	0.00	10.29
		SKR	1080.00	1080.00	1020.00	0.00	5.88
		PSH	1075.00	1075.00	1019.00	0.00	5.50
		MNG	1080.00	1080.00	1020.00	0.00	5.88
036. Milk & Cream in Solid Form							
2221101. POWD.MILK EVERYDAY(NESTLE)1KG.	EACH	LAH	620.00	620.00	500.00	0.00	24.00
		RAW	620.00	620.00	500.00	0.00	24.00
		MUL	620.00	620.00	518.50	0.00	19.58
		KAR	620.00	620.00	512.50	0.00	20.98
		HYD	621.00	621.00	500.00	0.00	24.20
		SKR	620.00	620.00	540.00	0.00	14.81
		PSH	620.00	620.00	525.00	0.00	18.10
		BNU	600.00	600.00	500.00	0.00	20.00
		QTA	465.00	465.00	465.00	0.00	0.00
2221201. POWDERED MILK(SKIMMED)/BAG 25 KG.	EACH	LAH	11200.00	9550.00	8325.00	17.28	34.53
		RAW	11450.00	11450.00	9750.00	0.00	17.44
		MUL	10600.00	10600.00	8900.00	0.00	19.10
		KAR	15900.00	15900.00	9500.00	0.00	67.37
		PSH	14000.00	14000.00	9400.00	0.00	48.94
		QTA	7000.00	7000.00	7500.00	0.00	-6.67

Contd.

7.10 Intercity Wholesale Prices of Selected Commodities

Group/Commodity/Item Specification	Unit	City	Prices (Rs.)			% Change in May,2014			
						Over			
			May, 2014	Apr., 2014	May, 2013	Apr., 14	May., 13		
2221202. POWDERED MILK NIDO (1 KG. POLY BA	EACH	LAH	692.00	692.00	579.00	0.00	19.52		
		RAW	690.00	690.00	547.00	0.00	26.14		
		GUJ	692.00	692.00	560.00	0.00	23.57		
		KAR	620.00	620.00	560.00	0.00	10.71		
		HYD	625.00	625.00	578.00	0.00	8.13		
		PSH	620.00	620.00	565.00	0.00	9.73		
037. Ice Cream									
2227001. ICE CREAM POLKA/WALLS	DOZ.	LAH	324.00	324.00	324.00	0.00	0.00		
		RAW	442.50	442.50	387.50	0.00	14.19		
		KAR	264.00	264.00	264.00	0.00	0.00		
		HYD	378.00	378.00	240.00	0.00	57.50		
		SKR	198.00	198.00	198.00	0.00	0.00		
		QTA	384.00	384.00	264.00	0.00	45.45		
038. Dairy Products N.E.C									
2229001. MILO(200 GM. PACK) NESTLE	EACH	LAH	177.00	177.00	177.00	0.00	0.00		
		FAS	175.00	175.00	160.00	0.00	9.38		
		RAW	143.50	143.50	139.00	0.00	3.24		
		MUL	140.00	140.00	140.00	0.00	0.00		
		KAR	174.00	174.00	171.00	0.00	1.75		
		HYD	134.50	134.50	134.50	0.00	0.00		
		MPK	180.00	180.00	150.00	0.00	20.00		
		PSH	155.00	155.00	190.00	0.00	-18.42		
		MNG	182.00	182.00	135.00	0.00	34.81		
		QTA	150.00	150.00	150.00	0.00	0.00		
		2229002. LACTOGEN(SOFT PACK 400 GM)	EACH	LAH	380.00	355.00	340.00	7.04	11.76
				FAS	395.00	395.00	340.00	0.00	16.18
				RAW	395.00	395.00	345.00	0.00	14.49
				MUL	347.00	347.00	337.38	0.00	2.85
KAR	348.00			348.00	274.00	0.00	27.01		
HYD	394.00			394.00	345.00	0.00	14.20		
MPK	400.00			350.00	340.00	14.29	17.65		
PSH	370.00			370.00	319.00	0.00	15.99		
QTA	395.00	395.00	360.00	0.00	9.72				
039. Wheat Flour									
2311001. WHEAT FLOUR SUP. QLTY.	80 KG.	LAH	2900.00	3714.00	3000.00	-21.92	-3.33		
		FAS	3000.00	3375.00	2680.00	-11.11	11.94		
		RAW	3625.00	3825.00	3287.50	-5.23	10.27		
		MUL	2900.00	3390.00	2725.00	-14.45	6.42		
		GUJ	3225.00	3225.00	2770.00	0.00	16.43		
		SAR	3150.00	3600.00	2720.00	-12.50	15.81		
		SKT	3600.00	3600.00	2960.00	0.00	21.62		
		GJT	3000.00	3600.00	2780.00	-16.67	7.91		
		KAR	3100.00	3180.00	3380.00	-2.52	-8.28		
		HYD	3625.00	3625.00	3150.00	0.00	15.08		
		SKR	3120.00	3690.00	2880.00	-15.45	8.33		
		LRK	3200.00	3200.00	2880.00	0.00	11.11		
		PSH	3225.00	3450.00	2850.00	-6.52	13.16		
		QTA	3420.00	3520.00	2900.00	-2.84	17.93		
2311002. WHEAT FLOUR AVG. QLTY	80 KG.	LAH	3140.00	3140.00	2695.00	0.00	16.51		
		FAS	2600.00	3110.00	2520.00	-16.40	3.17		
		RAW	3112.50	3287.50	2712.50	-5.32	14.75		
		MUL	2760.00	3130.00	2645.00	-11.82	4.35		

Contd.

7.10 Intercity Wholesale Prices of Selected Commodities

Group/Commodity/Item Specification	Unit	City	Prices (Rs.)			% Change in May,2014	
						Over	
			May, 2014	Apr., 2014	May, 2013	Apr., 14	May., 13
		SAH	2680.00	2800.00	2640.00	-4.29	1.52
		SAR	2720.00	3140.00	2560.00	-13.38	6.25
		BPR	2720.00	3100.00	2720.00	-12.26	0.00
		GJT	2920.00	3300.00	2680.00	-11.52	8.96
		KAR	2900.00	2980.00	3130.00	-2.68	-7.35
		HYD	3240.00	3200.00	3000.00	1.25	8.00
		SKR	2950.00	3220.00	2820.00	-8.39	4.61
		LRK	3040.00	2880.00	2880.00	5.56	5.56
		MPK	2900.00	2900.00	2580.00	0.00	12.40
		PSH	3020.00	3500.00	2750.00	-13.71	9.82
		MNG	3120.00	3400.00	2760.00	-8.24	13.04
		QTA	3240.00	3340.00	2650.00	-2.99	22.26
2311003. WHEAT FLOUR/BAG OF 10 KG.	EACH	LAH	370.00	392.00	345.00	-5.61	7.25
		FAS	330.00	402.50	320.00	-18.01	3.13
		RAW	380.00	395.00	345.00	-3.80	10.14
		MUL	350.00	385.00	330.00	-9.09	6.06
		GUJ	392.50	392.50	335.00	0.00	17.16
		SKT	350.00	395.00	335.00	-11.39	4.48
		BPR	364.00	387.50	340.00	-6.06	7.06
		GJT	310.00	385.00	330.00	-19.48	-6.06
		KAR	419.00	419.00	392.50	0.00	6.75
		HYD	405.00	400.00	375.00	1.25	8.00
		SKR	377.50	430.00	345.00	-12.21	9.42
		LRK	380.00	400.00	360.00	-5.00	5.56
		MPK	380.00	380.00	340.00	0.00	11.76
		NWB	400.00	400.00	290.00	0.00	37.93
		PSH	375.00	430.00	347.50	-12.79	7.91
		QTA	395.00	430.00	350.00	-8.14	12.86
2311004. MAIDA AVG. QLTY.	80 KG.	LAH	3200.00	3700.00	3075.00	-13.51	4.07
		FAS	3275.00	3750.00	2800.00	-12.67	16.96
		RAW	3687.50	3875.00	3287.50	-4.84	12.17
		MUL	3425.00	3700.00	3100.00	-7.43	10.48
		SAR	3440.00	3760.00	2920.00	-8.51	17.81
		BPR	3600.00	3870.00	3100.00	-6.98	16.13
		GJT	3460.00	3640.00	3000.00	-4.95	15.33
		KAR	3380.00	3380.00	3550.00	0.00	-4.79
		HYD	3625.00	3625.00	3200.00	0.00	13.28
		SKR	3520.00	3600.00	3175.00	-2.22	10.87
		MPK	3650.00	3800.00	3120.00	-3.95	16.99
		PSH	3800.00	3800.00	3250.00	0.00	16.92
		MNG	3700.00	3950.00	3200.00	-6.33	15.63
		QTA	5000.00	5400.00	2950.00	-7.41	69.49
2311005. SUJI	85 KG.	LAH	3400.00	3987.50	3275.00	-14.73	3.82
		FAS	3450.00	3900.00	3050.00	-11.54	13.11
		RAW	3762.50	3962.50	3312.50	-5.05	13.58
		MUL	3575.00	3775.00	3050.00	-5.30	17.21
		SAH	4000.00	4000.00	3600.00	0.00	11.11
		BPR	3850.00	4080.00	3300.00	-5.64	16.67
		GJT	3762.50	3876.00	3264.00	-2.93	15.27
		KAR	3591.00	3380.00	3570.00	6.24	0.59
		HYD	3750.00	3750.00	3315.00	0.00	13.12
		SKR	3850.00	3867.50	3179.00	-0.45	21.11

Contd.

7.10 Intercity Wholesale Prices of Selected Commodities

Group/Commodity/Item Specification	Unit	City	Prices (Rs.)			% Change in May,2014	
						Over	
			May, 2014	Apr., 2014	May, 2013	Apr., 14	May., 13
2311006. CERELAC WHEAT(400 GM.)	EACH	MPK	3900.00	4080.00	3315.00	-4.41	17.65
		PSH	3800.00	3820.00	3200.00	-0.52	18.75
		QTA	4800.00	5200.00	3500.00	-7.69	37.14
		LAH	197.33	197.33	197.33	0.00	0.00
		FAS	240.00	240.00	205.00	0.00	17.07
		RAW	251.43	251.43	226.00	0.00	11.25
		MUL	206.75	206.75	206.75	0.00	0.00
		KAR	198.00	198.00	198.00	0.00	0.00
		HYD	220.00	220.00	210.00	0.00	4.76
		MPK	210.00	210.00	210.00	0.00	0.00
		PSH	243.00	206.00	206.00	17.96	17.96
		MNG	243.00	240.00	240.00	1.25	1.25
		QTA	180.00	180.00	180.00	0.00	0.00
040. Other Cereal Flour							
2312001. BESAN	85 KG.	LAH	5255.00	5255.00	6950.00	0.00	-24.39
		FAS	4994.00	4890.00	5100.00	2.13	-2.08
		RAW	5362.50	5650.00	6025.00	-5.09	-11.00
		MUL	5075.00	4975.00	6100.00	2.01	-16.80
		GUJ	5400.00	5400.00	6577.50	0.00	-17.90
		SAR	5100.00	5100.00	5525.00	0.00	-7.69
		SKT	5050.00	5250.00	5950.00	-3.81	-15.13
		GJT	4857.00	4857.00	6575.00	0.00	-26.13
		KSR	5300.00	5300.00	6950.00	0.00	-23.74
		KAR	6035.00	6035.00	8135.00	0.00	-25.81
		HYD	5250.00	5250.00	6800.00	0.00	-22.79
		SKR	5550.00	5418.50	6162.50	2.43	-9.94
		MPK	5950.00	5950.00	6200.00	0.00	-4.03
		PSH	5540.00	5540.00	8750.00	0.00	-36.69
		QTA	7350.00	7850.00	8600.00	-6.37	-14.53
041. Sugar Refined							
2352001. SUGAR REFINED(BAG)	50 KG.	LAH	2450.00	2560.00	2580.00	-4.30	-5.04
		FAS	2445.00	2510.00	2565.00	-2.59	-4.68
		RAW	2537.50	2490.00	2612.50	1.91	-2.87
		MUL	2410.00	2455.00	2497.50	-1.83	-3.50
		GUJ	2500.00	2530.00	2580.00	-1.19	-3.10
		SKT	2200.00	2550.00	2540.00	-13.73	-13.39
		GJT	2460.00	2530.00	2580.00	-2.77	-4.65
		KAR	2475.00	2575.00	2495.00	-3.88	-0.80
		HYD	2400.00	2430.00	2500.00	-1.23	-4.00
		MPK	2380.00	2450.00	2480.00	-2.86	-4.03
		PSH	2470.00	2500.00	2560.00	-1.20	-3.52
		MNG	2500.00	2560.00	2607.50	-2.34	-4.12
		QTA	2450.00	2530.00	2600.00	-3.16	-5.77
2352002. GUR AVG. QLTY.	40 KG.	LAH	2550.00	2550.00	2800.00	0.00	-8.93
		MUL	2350.00	2050.00	2625.00	14.63	-10.48
		SAR	2400.00	2300.00	2125.00	4.35	12.94
		SKT	2650.00	2650.00	2700.00	0.00	-1.85
		KSR	2425.00	2425.00	2650.00	0.00	-8.49
		KAR	2640.00	2100.00	2110.00	25.71	25.12
		HYD	2300.00	2300.00	2150.00	0.00	6.98
		SKR	2400.00	2000.00	2600.00	20.00	-7.69
		PSH	2835.00	2835.00	3000.00	0.00	-5.50

Contd.

7.10 Intercity Wholesale Prices of Selected Commodities

Group/Commodity/Item Specification	Unit	City	Prices (Rs.)			% Change in May,2014	
						Over	
			May, 2014	Apr., 2014	May, 2013	Apr., 14	May., 13
		MNG	3000.00	3000.00	2800.00	0.00	7.14
		QTA	3200.00	3400.00	2850.00	-5.88	12.28
042. Chocolate							
2366001. CHOCCLATE CANDY (NOW)	DOZ.	LAH	52.00	52.00	52.00	0.00	0.00
		RAW	54.50	54.50	54.50	0.00	0.00
		BPR	55.00	55.00	55.00	0.00	0.00
		KSR	52.00	52.00	52.00	0.00	0.00
		KAR	52.00	52.00	52.00	0.00	0.00
		PSH	51.00	51.00	51.00	0.00	0.00
		QTA	54.00	54.00	54.00	0.00	0.00
043. Sugar Confectionary							
2367001. TOFFEE (HILAL)	DOZ.	LAH	10.00	10.00	10.00	0.00	0.00
		RAW	10.00	10.00	10.00	0.00	0.00
		GUJ	10.00	10.00	10.00	0.00	0.00
		SKT	10.00	10.00	10.00	0.00	0.00
		BPR	10.97	10.97	10.97	0.00	0.00
		KSR	10.00	10.00	10.00	0.00	0.00
		KAR	10.00	10.00	10.00	0.00	0.00
		HYD	10.00	10.00	10.00	0.00	0.00
		LRK	10.50	10.50	10.50	0.00	0.00
		PSH	12.00	12.00	12.00	0.00	0.00
		QTA	10.00	10.00	10.00	0.00	0.00
044. Coffee & Tea							
2391301. TEA LIPTON YELLOW LABEL 200 G.PKT	06 PKT.	LAH	700.50	700.50	936.50	0.00	-25.20
		FAS	694.73	694.73	864.00	0.00	-19.59
		RAW	697.50	832.50	892.50	-16.22	-21.85
		MUL	673.44	708.42	884.64	-4.94	-23.87
		SKT	705.00	758.00	884.00	-6.99	-20.25
		KAR	852.63	852.63	947.00	0.00	-9.97
		HYD	673.44	799.02	936.30	-15.72	-28.07
		SKR	708.88	708.88	882.86	0.00	-19.71
		PSH	693.10	830.00	840.00	-16.49	-17.49
		MNG	960.00	960.00	834.00	0.00	15.11
		QTA	810.00	810.00	960.00	0.00	-15.63
2391302. TEA SUPREME 200 G. PKT.	06 PKT.	LAH	682.74	682.74	832.57	0.00	-18.00
		FAS	578.94	589.47	792.00	-1.79	-26.90
		RAW	643.50	692.50	812.50	-7.08	-20.80
		MUL	570.72	600.76	787.62	-5.00	-27.54
		SKT	720.00	720.00	720.00	0.00	0.00
		KAR	618.95	694.74	947.00	-10.91	-34.64
		HYD	570.72	656.34	827.52	-13.05	-31.03
		SKR	600.75	600.75	882.86	0.00	-31.95
		PSH	588.00	815.00	756.00	-27.85	-22.22
		MNG	878.94	878.94	789.00	0.00	11.40
		QTA	697.00	697.00	697.00	0.00	0.00
2391303. TEA LOOSE	KG.	LAH	422.50	422.50	510.00	0.00	-17.16
		FAS	515.00	515.00	505.00	0.00	1.98
		RAW	472.50	485.00	505.00	-2.58	-6.44
		MUL	475.00	475.00	420.00	0.00	13.10
		SKT	330.00	350.00	350.00	-5.71	-5.71
		GJT	440.00	460.00	500.00	-4.35	-12.00
		KAR	450.00	450.00	477.50	0.00	-5.76

Contd.

7.10 Intercity Wholesale Prices of Selected Commodities

Group/Commodity/Item Specification	Unit	City	Prices (Rs.)			% Change in May,2014	
						Over	
			May, 2014	Apr., 2014	May, 2013	Apr., 14	May., 13
		HYD	440.00	470.00	480.00	-6.38	-8.33
		SKR	465.00	465.00	480.00	0.00	-3.13
		MPK	240.00	290.00	335.00	-17.24	-28.36
		PSH	480.00	520.00	520.00	-7.69	-7.69
		MNG	450.00	465.00	520.00	-3.23	-13.46
		QTA	410.00	410.00	390.00	0.00	5.13
2391304. TEA TAPAL MIXTURE (200 G) PKT.	06 PKT	LAH	642.00	642.00	880.00	0.00	-27.05
		FAS	594.73	610.52	720.00	-2.59	-17.40
		RAW	619.00	705.00	817.50	-12.20	-24.28
		MUL	588.00	618.95	811.20	-5.00	-27.51
		KAR	663.16	757.89	875.00	-12.50	-24.21
		HYD	610.80	708.00	825.60	-13.73	-26.02
		PSH	734.00	734.00	685.00	0.00	7.15
		MNG	730.00	730.00	690.00	0.00	5.80
		QTA	780.00	860.00	740.00	-9.30	5.41
045. Spices							
2392101. BLACK PEPPER 50 G.PKT.(NATIONAL)	EACH	LAH	88.90	88.90	67.88	0.00	30.97
		RAW	88.00	88.00	70.00	0.00	25.71
		MUL	86.89	86.89	67.89	0.00	27.99
		SKT	67.00	67.00	67.00	0.00	0.00
		KAR	92.00	92.00	78.00	0.00	17.95
		HYD	96.00	75.00	75.00	28.00	28.00
		MPK	69.25	69.25	69.25	0.00	0.00
		PSH	87.00	87.00	68.00	0.00	27.94
		MNG	65.00	65.00	75.00	0.00	-13.33
		QTA	69.00	69.00	69.00	0.00	0.00
2392201. RED CHILLIES(200 G PKT.NATIONAL)	EACH	LAH	95.00	95.00	108.00	0.00	-12.04
		FAS	96.32	96.32	110.00	0.00	-12.44
		RAW	96.50	96.50	96.50	0.00	0.00
		MUL	95.52	95.52	95.52	0.00	0.00
		SKT	115.00	115.00	115.00	0.00	0.00
		KAR	100.00	100.00	152.00	0.00	-34.21
		HYD	105.00	105.00	120.00	0.00	-12.50
		MPK	96.50	96.50	96.50	0.00	0.00
		PSH	96.00	96.00	159.00	0.00	-39.62
		MNG	105.00	105.00	180.00	0.00	-41.67
		QTA	92.00	92.00	176.00	0.00	-47.73
2392402. CORRIANDER PWD.200 G. PKT.NAT.	EACH	LAH	70.93	70.93	70.93	0.00	0.00
		FAS	70.78	70.78	64.20	0.00	10.25
		RAW	77.50	77.50	67.50	0.00	14.81
		MUL	67.02	67.02	67.54	0.00	-0.77
		SKT	70.00	70.00	70.00	0.00	0.00
		KAR	84.00	84.00	108.00	0.00	-22.22
		HYD	77.00	77.00	77.00	0.00	0.00
		MPK	68.41	68.41	68.41	0.00	0.00
		PSH	70.00	70.00	66.54	0.00	5.20
		MNG	70.00	70.00	75.00	0.00	-6.67
		QTA	81.60	81.60	71.00	0.00	14.93
2392601. CLOVES	40 KG.	LAH	55500.00	55500.00	54000.00	0.00	2.78
		RAW	44250.00	44250.00	41250.00	0.00	7.27
		MUL	59000.00	59000.00	51000.00	0.00	15.69
		KAR	59000.00	59000.00	52000.00	0.00	13.46

Contd.

7.10 Intercity Wholesale Prices of Selected Commodities

Group/Commodity/Item Specification	Unit	City	Prices (Rs.)			% Change in May,2014	
						Over	
			May, 2014	Apr., 2014	May, 2013	Apr., 14	May., 13
		HYD	54500.00	54500.00	52000.00	0.00	4.81
		MPK	54000.00	54000.00	53000.00	0.00	1.89
		PSH	48500.00	48500.00	44000.00	0.00	10.23
		QTA	51000.00	51000.00	24000.00	0.00	112.50
046. Other Food Products							
2399401. VINEGAR SYNTHETIC (SIRKA)	DOZ.	LAH	660.00	660.00	660.00	0.00	0.00
		RAW	835.00	835.00	735.00	0.00	13.61
		KAR	430.00	430.00	430.00	0.00	0.00
		PSH	560.00	560.00	570.00	0.00	-1.75
		QTA	786.00	786.00	786.00	0.00	0.00
2399901. TURMERIC POWDER(50 G.PKT.NATIONAL)	EACH	LAH	31.50	31.50	31.50	0.00	0.00
		FAS	31.96	31.96	32.00	0.00	-0.13
		RAW	30.00	30.00	30.00	0.00	0.00
		MUL	31.69	31.69	31.70	0.00	-0.03
		SKT	35.00	35.00	35.00	0.00	0.00
		KAR	34.00	52.00	52.00	-34.62	-34.62
		HYD	35.00	39.00	39.00	-10.26	-10.26
		SKR	30.65	31.69	32.00	-3.28	-4.22
		MPK	32.00	32.00	32.00	0.00	0.00
		PSH	31.20	31.20	31.20	0.00	0.00
		MNG	30.00	30.00	39.00	0.00	-23.08
		QTA	36.00	36.00	36.00	0.00	0.00
047. Mineral Water							
2441001. MINERAL WATER NESTLE(1.5 LTR)	DOZ.	LAH	480.00	480.00	480.00	0.00	0.00
		FAS	440.00	440.00	390.00	0.00	12.82
		RAW	467.50	467.50	442.50	0.00	5.65
		MUL	460.00	460.00	440.00	0.00	4.55
		GUJ	450.00	450.00	420.00	0.00	7.14
		SKT	419.00	419.00	419.00	0.00	0.00
		KAR	456.00	456.00	410.00	0.00	11.22
		HYD	470.00	470.00	422.00	0.00	11.37
		SKR	480.00	450.00	420.00	6.67	14.29
		MPK	418.00	418.00	418.00	0.00	0.00
		PSH	443.00	443.00	400.00	0.00	10.75
		QTA	528.00	528.00	444.00	0.00	18.92
048. Beverages							
2449001. COCA COLA(CRATE OF 24 BOTTLES)	EACH	LAH	442.00	442.00	312.00	0.00	41.67
		FAS	445.00	445.00	322.00	0.00	38.20
		RAW	382.50	382.50	312.00	0.00	22.60
		MUL	403.00	403.00	326.00	0.00	23.62
		SKT	323.00	323.00	323.00	0.00	0.00
		GJT	396.00	396.00	322.00	0.00	22.98
		KAR	444.00	425.00	327.50	4.47	35.57
		HYD	444.00	444.00	324.00	0.00	37.04
		SKR	432.00	325.00	325.00	32.92	32.92
		MPK	390.00	390.00	330.00	0.00	18.18
		PSH	397.00	397.00	322.00	0.00	23.29
		BNU	475.00	475.00	325.00	0.00	46.15
		MNG	395.00	395.00	325.00	0.00	21.54
		QTA	360.00	360.00	360.00	0.00	0.00
2449002. SEVEN UP (CRATE OF 24 BOTTLES)	EACH	LAH	442.00	442.00	312.00	0.00	41.67
		FAS	445.00	445.00	323.00	0.00	37.77

Contd.

7.10 Intercity Wholesale Prices of Selected Commodities

Group/Commodity/Item Specification	Unit	City	Prices (Rs.)			% Change in May,2014 Over	
			May, 2014	Apr., 2014	May, 2013	Apr., 14	May., 13
		RAW	382.50	382.50	312.00	0.00	22.60
		MUL	403.00	354.00	326.00	13.84	23.62
		SKT	323.00	323.00	323.00	0.00	0.00
		GJT	396.00	396.00	323.00	0.00	22.60
		KAR	444.00	425.00	327.50	4.47	35.57
		HYD	444.00	444.00	324.00	0.00	37.04
		SKR	432.00	352.00	325.00	22.73	32.92
		MPK	390.00	390.00	330.00	0.00	18.18
		PSH	397.00	397.00	322.00	0.00	23.29
		BNU	475.00	475.00	325.00	0.00	46.15
		MNG	395.00	395.00	325.00	0.00	21.54
		QTA	360.00	360.00	360.00	0.00	0.00
2449003. MAKKA COLA (CRATE OF 24 BOTTLES)	EACH	MUL	280.00	280.00	280.00	0.00	0.00
		GUJ	280.00	280.00	280.00	0.00	0.00
		SKT	270.00	270.00	270.00	0.00	0.00
		PSH	410.00	410.00	410.00	0.00	0.00
		BNU	322.00	322.00	322.00	0.00	0.00
		MNG	322.00	322.00	322.00	0.00	0.00
2449004. PEPSI COLA (CRATE OF 24 BOTTLES)	EACH	LAH	442.00	442.00	312.00	0.00	41.67
		FAS	445.00	445.00	323.00	0.00	37.77
		RAW	382.50	382.50	312.00	0.00	22.60
		MUL	403.00	403.00	326.00	0.00	23.62
		SKT	394.00	394.00	323.00	0.00	21.98
		GJT	394.00	394.00	322.00	0.00	22.36
		KAR	444.00	425.00	330.00	4.47	34.55
		HYD	384.00	384.00	324.00	0.00	18.52
		SKR	432.00	325.00	325.00	32.92	32.92
		PSH	397.00	397.00	322.00	0.00	23.29
		BNU	475.00	475.00	325.00	0.00	46.15
		MNG	395.00	395.00	325.00	0.00	21.54
		QTA	408.00	408.00	408.00	0.00	0.00
049. Tobacco Products							
2502001. CIGARETTES K-2 10'S (FILTER)	1000	KAR	1790.00	1790.00	1550.00	0.00	15.48
2502002. CIGARETTES MELBOURNE	1000	KAR	1892.45	1892.45	1625.00	0.00	16.46
2502003. CIGARETTES CAPSTAN LSFT 10 SS	1000	KAR	1892.45	1892.45	1625.00	0.00	16.46
2502004. CIGARETTES GOLD LEAF (KSFT) 20	1000	KAR	4184.95	4184.95	3600.00	0.00	16.25
3b) Textiles & Apparels							
050. Cotton Yarn							
2636001. COTTON YARN 10/1 POPULAR FIBER	10 LB.	KAR	950.00	950.00	1040.00	0.00	-8.65
2636002. COTTON YARN 16/1 MGM	10 LB.	KAR	1170.00	1175.00	1213.75	-0.43	-3.60
2636003. COTTON YARN 21/1 SURIYA TEXTILE	10 LB.	KAR	1240.00	1232.00	1300.00	0.65	-4.62
2636004. COTTON YARN 42/1 ABDULLAH TEXTILE	10 LB.	KAR	1600.00	1600.00	1600.00	0.00	0.00
2636005. COTTON YARN 20/2 BAJWA	10 LB.	KAR	1300.00	1310.00	1320.00	-0.76	-1.52
051. Nylon Yarn							
2643001. NYLON YARN RUPALI(PAK)50/72/00	LB.	KAR	108.00	108.50	112.38	-0.46	-3.90
2643002. NYLON YARN GRATON 50/36/00FLAT	LB.	KAR	89.75	90.88	129.00	-1.24	-30.43
2643003. NYLON YARN GRATON 75/48/0 DTY	LB.	KAR	105.00	108.75	113.00	-3.45	-7.08
052. Blended Yarn							
2645001. BLND.YARN 30/1 A.A TEX.Z.TW PVC	LB.	KAR	136.50	138.00	138.00	-1.09	-1.09
2645002. BLND.YARN 40/1 SANA	LB.	KAR	151.25	153.50	160.00	-1.47	-5.47
2645003. BLND.YARN 60/1 PP AGAR	LB.	KAR	124.00	124.00	124.00	0.00	0.00

Contd.

7.10 Intercity Wholesale Prices of Selected Commodities

Group/Commodity/Item Specification	Unit	City	Prices (Rs.)			% Change in May,2014	
						Over	
			May, 2014	Apr., 2014	May, 2013	Apr., 14	May., 13
2645004. BLND.YARN 30/1 A.A TEX.COMBED	LB.	KAR	140.00	142.50	154.00	-1.75	-9.09
2645005. BLND.YARN 40/1 A.A. TEXTILE	LB.	KAR	143.00	143.00	143.00	0.00	0.00
053. Woven Fabrics							
2654001. LIGHT WEIGHT WORSTED (L.PUR)	MTR.	LAH	555.00	555.00	555.00	0.00	0.00
		RAW	1037.50	1037.50	825.00	0.00	25.76
		KAR	1380.00	1380.00	1330.00	0.00	3.76
2654002. HEAVY WEIGHT SUITING (L.PUR)	MTR.	LAH	875.00	875.00	875.00	0.00	0.00
		RAW	1325.00	1325.00	1075.00	0.00	23.26
		KAR	1930.00	1930.00	1860.00	0.00	3.76
2654003. TWEED (LAWRENCEPUR)	MTR.	LAH	777.50	777.50	777.50	0.00	0.00
		RAW	1125.00	1125.00	925.00	0.00	21.62
		KAR	1610.00	1610.00	1550.00	0.00	3.87
2654004. WORSTED (LAWRENCEPUR)	MTR.	LAH	790.00	790.00	790.00	0.00	0.00
		RAW	1175.00	1175.00	975.00	0.00	20.51
		KAR	1620.00	1620.00	1550.00	0.00	4.52
054. Cotton Fabrics							
2662001. LATHA GUL AHMED 90000 SUP. QLTY.	40 MTR.	LAH	7900.00	7900.00	6800.00	0.00	16.18
		FAS	8400.00	8400.00	8400.00	0.00	0.00
		RAW	5225.00	5225.00	4825.00	0.00	8.29
		MUL	8095.00	8095.00	8095.00	0.00	0.00
		KAR	8300.00	8300.00	7082.50	0.00	17.19
		HYD	7000.00	7000.00	7000.00	0.00	0.00
2662002. LATHA PRESIDENT SUP. QLTY.	40 MTR.	LAH	3450.00	3450.00	3450.00	0.00	0.00
		MUL	6000.00	6000.00	6000.00	0.00	0.00
		KAR	3682.50	3682.50	3682.50	0.00	0.00
2662003. LATHA MAST QALANDER SUP. QLTY.	40 MTR.	MUL	4920.00	4920.00	4480.00	0.00	9.82
		KAR	2810.00	2810.00	2810.00	0.00	0.00
2662004. LATHA MUGHAL-E-AZAM SUP. QLTY.	40 MTR.	LAH	3650.00	3650.00	3650.00	0.00	0.00
		FAS	5500.00	5500.00	5300.00	0.00	3.77
		RAW	5150.00	5150.00	4625.00	0.00	11.35
		MUL	5880.00	5880.00	5480.00	0.00	7.30
		KAR	4100.00	4100.00	2620.00	0.00	56.49
		HYD	4500.00	4500.00	4500.00	0.00	0.00
055. Other Fabrics							
2669001. LAWN AVG. QLTY.	MTR.	LAH	75.50	75.50	75.50	0.00	0.00
		FAS	92.50	92.50	91.00	0.00	1.65
		RAW	117.50	117.50	97.50	0.00	20.51
		MUL	115.00	115.00	115.00	0.00	0.00
		KAR	115.00	115.00	95.00	0.00	21.05
		HYD	100.00	100.00	100.00	0.00	0.00
		SKR	70.00	45.00	45.00	55.56	55.56
		QTA	130.00	120.00	110.00	8.33	18.18
2669002. LAWN SUP. QLTY.	MTR.	LAH	177.50	177.50	177.50	0.00	0.00
		FAS	230.00	230.00	240.00	0.00	-4.17
		RAW	195.00	195.00	162.50	0.00	20.00
		MUL	190.00	190.00	190.00	0.00	0.00
		KAR	225.00	225.00	207.50	0.00	8.43
		QTA	152.50	142.50	132.50	7.02	15.09
2669003. GREY CLOTH 52"	MTR.	LAH	39.50	39.50	39.50	0.00	0.00
		FAS	58.50	58.50	58.50	0.00	0.00
		RAW	41.00	41.00	41.00	0.00	0.00
		MUL	90.00	90.00	65.00	0.00	38.46

Contd.

7.10 Intercity Wholesale Prices of Selected Commodities

Group/Commodity/Item Specification	Unit	City	Prices (Rs.)			% Change in May,2014 Over	
			May, 2014	Apr., 2014	May, 2013	Apr., 14	May., 13
		KAR	67.50	67.50	67.50	0.00	0.00
		LRK	105.00	105.00	105.00	0.00	0.00
2669004. GREY CLOTH 98"	MTR.	LAH	59.50	59.50	59.50	0.00	0.00
		FAS	115.00	115.00	115.00	0.00	0.00
		KAR	125.00	125.00	80.00	0.00	56.25
2669005. DRILL DYED	MTR.	LAH	54.50	54.50	54.50	0.00	0.00
		FAS	85.00	85.00	62.00	0.00	37.10
		RAW	32.50	32.50	32.50	0.00	0.00
		KAR	105.00	105.00	67.50	0.00	55.56
		QTA	55.00	55.00	55.00	0.00	0.00
056. Silk & Reyon Fabrics							
2679001. KT. SHIRTING AL-KARAM SUP. QLTY.	MTR.	LAH	64.50	64.50	64.50	0.00	0.00
		RAW	117.50	117.50	97.50	0.00	20.51
		KAR	105.00	105.00	77.00	0.00	36.36
2679002. KT. SHIRTING TOYOBO SUP. QLTY.	MTR.	FAS	212.50	212.50	212.50	0.00	0.00
		RAW	117.50	117.50	97.50	0.00	20.51
		MUL	85.00	85.00	80.00	0.00	6.25
		KAR	72.50	72.50	67.50	0.00	7.41
		QTA	73.00	73.00	73.00	0.00	0.00
2679003. WOOLY FLAT	MTR.	LAH	30.50	30.50	30.50	0.00	0.00
		KAR	39.00	39.00	39.00	0.00	0.00
		QTA	62.50	62.50	62.50	0.00	0.00
2679004. SILK AVG. QLTY.	MTR.	LAH	49.00	49.00	49.00	0.00	0.00
		RAW	47.50	47.50	47.50	0.00	0.00
		MUL	95.00	95.00	90.00	0.00	5.56
		KAR	41.00	41.00	41.00	0.00	0.00
		SKR	35.00	30.00	30.00	16.67	16.67
		QTA	55.00	55.00	55.00	0.00	0.00
2679005. SILK SUP. QLTY.	MTR.	LAH	74.50	74.50	74.50	0.00	0.00
		FAS	237.50	237.50	237.50	0.00	0.00
		RAW	77.50	77.50	77.50	0.00	0.00
		QTA	75.00	75.00	75.00	0.00	0.00
2679006. LINEN STAR MILL KARACHI	MTR.	LAH	97.50	97.50	97.50	0.00	0.00
		KAR	97.50	97.50	85.00	0.00	14.71
		QTA	78.00	78.00	78.00	0.00	0.00
057. Towels							
2684001. TOWEL MED SIZE AVG. QLTY.	DOZ.	LAH	1550.00	1550.00	1399.00	0.00	10.79
		FAS	1650.00	1650.00	1650.00	0.00	0.00
		KSR	1550.00	1550.00	1120.00	0.00	38.39
		KAR	2040.00	2040.00	1520.00	0.00	34.21
		SKR	1800.00	1800.00	1800.00	0.00	0.00
		PSH	2200.00	2200.00	1680.00	0.00	30.95
		QTA	1410.00	1410.00	1410.00	0.00	0.00
058. Blankets							
2711001. BLANKET MOONLITE SINGLE	EACH	LAH	2400.00	2400.00	1900.00	0.00	26.32
		RAW	2725.00	2725.00	2275.00	0.00	19.78
		KAR	1830.00	1830.00	1590.00	0.00	15.09
2711002. BLANKET MOONLITE DOUBLE	EACH	LAH	3000.00	3000.00	2500.00	0.00	20.00
		RAW	3125.00	3125.00	2675.00	0.00	16.82
		KAR	2335.00	2335.00	2150.00	0.00	8.60

Contd.

7.10 Intercity Wholesale Prices of Selected Commodities

Group/Commodity/Item Specification	Unit	City	Prices (Rs.)			% Change in May,2014 Over	
			May, 2014	Apr., 2014	May, 2013	Apr., 14	May., 13
059. Bed Sheets							
2712001. BED SHEET COTTON SINGLE AVG. QLTY.	DOZ.	LAH	3250.00	3250.00	2450.00	0.00	32.65
		FAS	4300.00	4300.00	4300.00	0.00	0.00
		KAR	3750.00	3750.00	3080.00	0.00	21.75
		SKR	3600.00	3600.00	3600.00	0.00	0.00
		PSH	4800.00	4800.00	3600.00	0.00	33.33
		QTA	2750.00	2750.00	2750.00	0.00	0.00
2712002. BED SHEET COTTON DOUBLE AVG. QLTY.	DOZ.	LAH	5650.00	5650.00	3800.00	0.00	48.68
		FAS	4900.00	4900.00	4900.00	0.00	0.00
		KAR	5700.00	5700.00	4020.00	0.00	41.79
		SKR	7800.00	7800.00	7800.00	0.00	0.00
		PSH	9600.00	9600.00	8400.00	0.00	14.29
		QTA	4250.00	4250.00	4250.00	0.00	0.00
060. Quilts							
2718001. READY MADE QUILT	EACH	LAH	750.00	750.00	687.50	0.00	9.09
		RAW	737.50	737.50	637.50	0.00	15.69
		KAR	760.00	760.00	675.00	0.00	12.59
		PSH	875.00	875.00	710.00	0.00	23.24
		QTA	600.00	600.00	600.00	0.00	0.00
061. Woolen Carpets							
2721001. WOOLEN CARPET	SQ.FT.	LAH	44.50	44.50	42.00	0.00	5.95
		KAR	51.00	51.00	47.50	0.00	7.37
062. Synthetic Carpets							
2729001. SYNTHETIC CARPET	SQ.FT.	LAH	21.50	21.50	20.00	0.00	7.50
		RAW	23.50	23.50	23.50	0.00	0.00
		KAR	45.50	45.50	45.00	0.00	1.11
		QTA	46.50	46.50	46.50	0.00	0.00
063. Hosiery Products							
2821001. UNDER WEAR MED. SIZE AVG. QLTY.	DOZ.	LAH	975.00	975.00	780.00	0.00	25.00
		FAS	780.00	780.00	780.00	0.00	0.00
		RAW	1587.50	1587.50	1325.00	0.00	19.81
		KAR	775.00	775.00	762.00	0.00	1.71
		SKR	780.00	780.00	780.00	0.00	0.00
		PSH	1050.00	900.00	850.00	16.67	23.53
		QTA	420.00	420.00	420.00	0.00	0.00
2821002. VEST (BANYAN)MED. SIZE AVG. QLTY.	DOZ.	LAH	1025.00	1025.00	780.00	0.00	31.41
		FAS	900.00	900.00	900.00	0.00	0.00
		RAW	1587.50	1587.50	1325.00	0.00	19.81
		KAR	775.00	775.00	762.00	0.00	1.71
		SKR	1322.50	1322.50	1322.50	0.00	0.00
		PSH	1150.00	1020.00	1020.00	12.75	12.75
		QTA	720.00	720.00	720.00	0.00	0.00
2821003. SOCKS NYLON MIXED GENTS SUP. QLTY.	DOZ.	LAH	1075.00	1075.00	1032.50	0.00	4.12
		FAS	710.00	710.00	710.00	0.00	0.00
		RAW	812.50	812.50	762.50	0.00	6.56
		KAR	635.00	635.00	635.00	0.00	0.00
		SKR	860.00	860.00	860.00	0.00	0.00
		PSH	840.00	840.00	800.00	0.00	5.00
		QTA	620.00	620.00	610.00	0.00	1.64
2821004. SOCKS COTTON GENTS AVG. QLTY.	DOZ.	LAH	625.00	625.00	527.50	0.00	18.48
		FAS	510.00	510.00	510.00	0.00	0.00
		KAR	580.00	580.00	580.00	0.00	0.00

Contd.

7.10 Intercity Wholesale Prices of Selected Commodities

Group/Commodity/Item Specification	Unit	City	Prices (Rs.)			% Change in May,2014	
						Over	
			May, 2014	Apr., 2014	May, 2013	Apr., 14	May., 13
064. Readymade Garments							
2823101. PANTS GENTS (W&W) AVG. QLTY.	DOZ.	LAH	3575.00	3575.00	3355.00	0.00	6.56
		RAW	6350.00	6350.00	5750.00	0.00	10.43
		KAR	4920.00	5550.00	4450.00	-11.35	10.56
2823102. SHORT	DOZ.	LAH	955.00	955.00	810.00	0.00	17.90
		KAR	1260.00	1260.00	1122.00	0.00	12.30
		HYD	2000.00	2000.00	2000.00	0.00	0.00
2823103. AWAMI SUIT(W&W) AVG. QLTY.	DOZ.	LAH	4525.00	4525.00	4525.00	0.00	0.00
		RAW	10250.00	10250.00	7450.00	0.00	37.58
		KAR	8100.00	8100.00	4500.00	0.00	80.00
		QTA	4800.00	4800.00	4800.00	0.00	0.00
2823201. SHIRT GENTS (W&W) AVG. QLTY.	DOZ.	LAH	3225.00	3233.33	3225.00	-0.26	0.00
		RAW	3825.00	3825.00	3550.00	0.00	7.75
		KAR	4050.00	4050.00	2700.00	0.00	50.00
2823301. GIRL'S FROCK (W&W)	DOZ.	LAH	6650.00	6650.00	6650.00	0.00	0.00
		RAW	8100.00	8100.00	6750.00	0.00	20.00
		KAR	5850.00	5850.00	4430.00	0.00	32.05
3c) Leather Products							
065. Leather Without Hair							
2912001. SOLE LEATHER 5 MM GR-1	KG.	SAH	650.00	600.00	300.00	8.33	116.67
		KSR	425.00	425.00	275.00	0.00	54.55
2912002. SOLE LEATHER 4.5 MM GR-1	KG.	SAH	675.00	625.00	350.00	8.00	92.86
		KSR	490.00	490.00	285.00	0.00	71.93
2912003. SOLE LEATHER 4 MM GR-1	KG.	SAH	700.00	650.00	355.00	7.69	97.18
		KSR	510.00	510.00	312.50	0.00	63.20
066. Other Leather N.E.C							
2913001. CHROME LEATHER COW ANALINE GR-I	DM.	SAH	35.00	38.00	25.00	-7.89	40.00
		KSR	25.00	28.00	15.00	-10.71	66.67
2913002. CHROME LEATHER COW ANALINE GR-II	DM.	SAH	34.00	37.00	23.00	-8.11	47.83
		KSR	22.00	25.00	15.00	-12.00	46.67
2913003. CHROME LEATHER BUFF CALF (SUP)	DM.	SAH	30.00	33.00	20.00	-9.09	50.00
		KSR	20.00	23.00	10.00	-13.04	100.00
2913004. CHROME LEATHER BUFF CALF (B)	DM.	SAH	20.00	23.00	10.00	-13.04	100.00
		KSR	17.00	20.00	9.00	-15.00	88.89
067. Footweares							
2933001. GENTS SHOES PAUL BATA	PAIR	LAH	818.23	818.23	772.97	0.00	5.86
2933002. GENTS SANDAL BATA	PAIR	LAH	572.51	572.51	601.40	0.00	-4.80
2933003. GENTS SLATE CHAPPAL BATA	PAIR	LAH	110.08	110.08	110.08	0.00	0.00
2933004. LADIES SANDAL BATA (EMOZIAN)	PAIR	LAH	490.61	490.61	514.71	0.00	-4.68
2933005. LADIES SPOUNG CHAPPAL BATA(TROPICAL)	PAIR	LAH	109.52	109.52	128.23	0.00	-14.59
2933006. CHILD SHOE POWER LIFE BATA	PAIR	LAH	285.85	285.85	257.36	0.00	11.07
2933007. GENTS SHOES ART 1109 SERVIS	PAIR	LAH	477.00	477.00	477.00	0.00	0.00
2933008. CHEETAH 50 SIZE 3.5	PAIR	LAH	679.00	679.00	679.00	0.00	0.00
2933009. SERVIS SHOES WOMEN	PAIR	LAH	370.00	370.00	370.00	0.00	0.00
2933010. SERVIS SHOES CHILDREN	PAIR	LAH	257.00	257.00	257.00	0.00	0.00
4. Other Transportable Goods							
068. Timber							
3131001. TIMBER SHEESHAM	CMT.	LAH	52089.00	52089.00	30546.50	0.00	70.52
		RAW	56503.50	56503.50	52089.00	0.00	8.47
		KAR	45425.00	45425.00	45300.00	0.00	0.28
		PSH	42378.00	42378.00	26400.00	0.00	60.52
		QTA	43200.00	43200.00	43200.00	0.00	0.00

Contd.

7.10 Intercity Wholesale Prices of Selected Commodities

Group/Commodity/Item Specification	Unit	City	Prices (Rs.)			% Change in May,2014 Over	
			May, 2014	Apr., 2014	May, 2013	Apr., 14	May., 13
			3131002. TIMBER KERUING PINE WOOD	CMT.	RAW	59152.00	59152.00
		KAR	46900.00	46900.00	46350.00	0.00	1.19
3131003. TIMBER PERTAL	CMT.	LAH	30000.00	30000.00	24366.50	0.00	23.12
		RAW	45026.00	45026.00	39729.00	0.00	13.33
		KAR	34700.00	34700.00	33950.00	0.00	2.21
		PSH	52372.00	52372.00	26500.00	0.00	97.63
		QTA	31050.00	31050.00	31050.00	0.00	0.00
3131004. TIMBER CHIR	CMT.	LAH	22000.00	22000.00	18098.50	0.00	21.56
		RAW	39729.00	39729.00	34432.00	0.00	15.38
		KAR	26350.00	26350.00	25800.00	0.00	2.13
3131005. TIMBER DEODAR	CMT.	RAW	92701.00	92701.00	87404.00	0.00	6.06
		KAR	90950.00	90950.00	88850.00	0.00	2.36
		PSH	95358.00	95358.00	72800.00	0.00	30.99
		QTA	76950.00	76950.00	76950.00	0.00	0.00
3131006. TIMBER TEAK WOOD	CMT.	LAH	110000.00	110000.00	97997.50	0.00	12.25
		KAR	108300.00	108300.00	108200.00	0.00	0.09
069. Printing Paper							
3212901. OFFSET PAPER FLYING FINISH	KG.	KAR	93.00	93.00	89.00	0.00	4.49
3212902. ART PAPER "LEYKAM"/CHINA	KG.	KAR	115.00	128.00	119.25	-10.16	-3.56
3212903. PRINTING PAPER ROYAL CENTURY	KG.	KAR	90.00	90.00	86.00	0.00	4.65
3212904. PHOTOSTAT PAPER 210X297 A-4(80GM)	KG.	KAR	370.00	370.00	351.75	0.00	5.19
070. Hard Board							
3213301. KRAFT LINES BOARD (BRAZIL-125)	KG.	KAR	110.00	110.00	90.00	0.00	22.22
071. Coke							
3310001. COKE	MT.	KAR	60000.00	60000.00	60000.00	0.00	0.00
072. Motor Spirit							
3331001. MOTOR SPRIT 87 RON	LTR.	KAR	107.91	108.25	97.53	-0.31	10.64
073. Diesel Oil							
3333001. DIESEL OIL LIGHT SPEED (BULK)	LTR.	KAR	94.06	94.99	88.99	-0.98	5.70
3333002. DIESEL OIL HIGH SPEED(BULK)	LTR.	KAR	109.28	113.79	106.00	-3.96	3.09
074. Kerosine Oil							
3334001. Kerosine Oil	LTR.	KAR	107.86	107.86	94.03	0.00	14.71
075. Furnace Oil							
3337001. HIGH SULPHUR FURNACE OIL(HSFO)	MT.	KAR	60509.00	60193.00	61597.50	0.52	-1.77
076. Mobil Oil							
3338001. HAVOLINE MOBIL OIL PETROL ENGN.	4 LTR.	FAS	1950.00	1950.00	1870.00	0.00	4.28
		RAW	1987.50	1987.50	1837.50	0.00	8.16
		MUL	1742.20	1742.20	1605.00	0.00	8.55
		GJT	1660.00	1660.00	1590.00	0.00	4.40
		KAR	2157.00	2157.00	1949.00	0.00	10.67
		PSH	1548.00	1548.00	1700.00	0.00	-8.94
		QTA	1670.00	1670.00	1670.00	0.00	0.00
3338002. HAVOLINE MOBIL OIL CNG ENGN.	4 LTR.	FAS	1600.00	1600.00	1500.00	0.00	6.67
		RAW	1962.50	1962.50	1812.50	0.00	8.28
		MUL	1792.40	1792.40	1565.00	0.00	14.53
		GJT	1720.00	1720.00	1560.00	0.00	10.26
		KAR	1833.00	1833.00	1640.00	0.00	11.77
		PSH	1648.00	1648.00	1560.00	0.00	5.64
		QTA	1685.00	1685.00	1685.00	0.00	0.00
077. Chemicals							
3414001. STEARIC ACID	LB.	LAH	100.00	100.00	95.00	0.00	5.26
		KAR	93.00	93.00	104.50	0.00	-11.00

Contd.

7.10 Intercity Wholesale Prices of Selected Commodities

Group/Commodity/Item Specification	Unit	City	Prices (Rs.)			% Change in May,2014 Over	
			May, 2014	Apr., 2014	May, 2013	Apr., 14	May., 13
			3414002. ACETIC ACID	LB.	LAH	80.00	80.00
		KAR	48.50	48.50	42.50	0.00	14.12
		PSH	55.00	55.00	45.50	0.00	20.88
3414003. TARTARIC POWDER	50 KG.	LAH	17000.00	17000.00	15000.00	0.00	13.33
		KAR	8987.50	8987.50	8900.00	0.00	0.98
3414004. CITRIC ACID	50 KG.	LAH	6500.00	6500.00	5300.00	0.00	22.64
		KAR	5850.00	5850.00	5200.00	0.00	12.50
		PSH	7000.00	7000.00	5700.00	0.00	22.81
3414005. CHINA CLAY	M.T.	KAR	42000.00	42000.00	34500.00	0.00	21.74
3414006. BLEACHING POWDER	50 KG.	LAH	2500.00	2500.00	1700.00	0.00	47.06
		KSR	2900.00	2900.00	1650.00	0.00	75.76
		KAR	1200.00	1200.00	1660.00	0.00	-27.71
		PSH	2200.00	2200.00	1800.00	0.00	22.22
3414007. GLUCOSE POWDER	50 KG.	LAH	5000.00	5000.00	5500.00	0.00	-9.09
		KAR	5200.00	5450.00	4050.00	-4.59	28.40
		PSH	5000.00	5000.00	4400.00	0.00	13.64
3422001. ZINC OXIDE	50 KG.	LAH	19000.00	19000.00	18000.00	0.00	5.56
		PSH	16000.00	16000.00	16000.00	0.00	0.00
3423101. CAUSTIC SODA	50 KG.	LAH	3900.00	3900.00	3400.00	0.00	14.71
		KSR	3900.00	3900.00	3450.00	0.00	13.04
		KAR	3932.50	3932.50	3500.00	0.00	12.36
		PSH	5000.00	5000.00	3700.00	0.00	35.14
3423102. SULPHURIC ACID	100 KG.	LAH	2500.00	2500.00	2500.00	0.00	0.00
		KAR	2175.00	2175.00	2100.00	0.00	3.57
		PSH	2200.00	2200.00	2000.00	0.00	10.00
3423103. MERCURY	KG.	LAH	16000.00	16000.00	16000.00	0.00	0.00
		KAR	16000.00	17000.00	15200.00	-5.88	5.26
		PSH	15000.00	15000.00	15000.00	0.00	0.00
3424001. SODA ASH LIGHT 80 KG. BAG	BAG	LAH	3800.00	3800.00	3200.00	0.00	18.75
		KSR	3725.00	3725.00	3250.00	0.00	14.62
		KAR	2000.00	2000.00	1860.00	0.00	7.53
		PSH	3520.00	3520.00	2960.00	0.00	18.92
3424002. SODIUM BI- CARBONATE.	50 KG.	LAH	2250.00	2250.00	1900.00	0.00	18.42
		KAR	2300.00	2300.00	1887.50	0.00	21.85
		PSH	2200.00	2200.00	2160.00	0.00	1.85
3424003. SALT EPSUM	100 KG.	LAH	1600.00	1600.00	1700.00	0.00	-5.88
		KAR	1252.50	1252.50	1235.00	0.00	1.42
		PSH	1800.00	1800.00	1800.00	0.00	0.00
078. Dyeing Material							
3431001. DYES RED B-BASE	LB.	KAR	250.00	250.00	250.00	0.00	0.00
3431002. DYES ORITEX JAPAN RED HR-2.	LB.	KAR	225.00	225.00	250.00	0.00	-10.00
3431003. DYED REACTIVE VIOLET H-3R	LB.	KAR	250.00	250.00	130.00	0.00	92.31
079. Fertilizers							
3461101. SONA UREA	MT.	LAH	36500.00	36500.00	34600.00	0.00	5.49
		FAS	36400.00	36000.00	34000.00	1.11	7.06
		MUL	36000.00	36000.00	33600.00	0.00	7.14
		PSH	36500.00	36500.00	36000.00	0.00	1.39
3461102. KISAN UREA	MT.	LAH	36500.00	36500.00	34600.00	0.00	5.49
		FAS	36000.00	36000.00	34000.00	0.00	5.88
		MUL	35200.00	35200.00	32150.00	0.00	9.49
		GUJ	34000.00	34000.00	32800.00	0.00	3.66
		PSH	36000.00	36200.00	35000.00	-0.55	2.86

Contd.

7.10 Intercity Wholesale Prices of Selected Commodities

Group/Commodity/Item Specification	Unit	City	Prices (Rs.)			% Change in May,2014	
						Over	
			May, 2014	Apr., 2014	May, 2013	Apr., 14	May., 13
3461401. CALCIUM AMMONIUM NITRATE	MT.	LAH	31000.00	31000.00	29000.00	0.00	6.90
		FAS	31000.00	31000.00	29000.00	0.00	6.90
		MUL	29000.00	29000.00	27200.00	0.00	6.62
		GUJ	30000.00	30000.00	28000.00	0.00	7.14
		PSH	31000.00	31000.00	29600.00	0.00	4.73
3462101. SINGLE SUPPER PHOSPHATE (GR) 18PC	MT.	LAH	20000.00	20000.00	23000.00	0.00	-13.04
		FAS	18000.00	20000.00	22000.00	-10.00	-18.18
		MUL	19600.00	19600.00	19600.00	0.00	0.00
		GUJ	18000.00	18000.00	20000.00	0.00	-10.00
		PSH	20000.00	20000.00	22000.00	0.00	-9.09
3462102. SINGLE SUPER PHOSPHATE (PD) 18PC	MT.	LAH	21000.00	21000.00	21000.00	0.00	0.00
		FAS	21950.00	21950.00	21950.00	0.00	0.00
		MUL	21900.00	21900.00	21900.00	0.00	0.00
		GUJ	22000.00	22000.00	22000.00	0.00	0.00
		PSH	25100.00	25100.00	25100.00	0.00	0.00
3462103. TRIPLE SUPER PHOSPHATE (GR)	MT.	LAH	61750.00	61750.00	61750.00	0.00	0.00
		FAS	61850.00	61850.00	61850.00	0.00	0.00
		MUL	62050.00	62050.00	62050.00	0.00	0.00
		GUJ	66000.00	66000.00	62000.00	0.00	6.45
		PSH	60000.00	60000.00	60000.00	0.00	0.00
3463201. SULPHATE OF POTASH	MT.	LAH	97000.00	84000.00	79000.00	15.48	22.78
		MUL	83600.00	83600.00	82600.00	0.00	1.21
		KSR	97000.00	84000.00	82500.00	15.48	17.58
3464101. NITRO PHOSPHATE	MT.	LAH	48800.00	48800.00	52100.00	0.00	-6.33
		FAS	48000.00	50000.00	52000.00	-4.00	-7.69
		MUL	48000.00	48600.00	50000.00	-1.23	-4.00
		GUJ	48000.00	48000.00	49000.00	0.00	-2.04
		PSH	49000.00	50000.00	51000.00	-2.00	-3.92
3464201. DIA-AMMONIUM PHOSPHATE	MT.	LAH	73000.00	73000.00	78000.00	0.00	-6.41
		FAS	72000.00	72000.00	78000.00	0.00	-7.69
		MUL	71000.00	71000.00	77000.00	0.00	-7.79
		GUJ	69500.00	73000.00	76000.00	-4.79	-8.55
		PSH	72000.00	64000.00	78000.00	12.50	-7.69
3464401. NITROGEN PHOSPHATE AND POTACIUM(NPK)	MT.	LAH	63000.00	63000.00	60000.00	0.00	5.00
		GUJ	57000.00	57000.00	62000.00	0.00	-8.06
		SAR	58000.00	58000.00	62120.00	0.00	-6.63
		HYD	61680.00	61680.00	61760.00	0.00	-0.13
080. Pesticides							
3466101. THIODAN 35 EC(AGRICULTURE) 1 LTR	BOTTLE	LAH	580.00	580.00	580.00	0.00	0.00
		FAS	1050.00	1050.00	950.00	0.00	10.53
		MUL	850.00	850.00	600.00	0.00	41.67
		SAR	875.00	875.00	750.00	0.00	16.67
		GJT	500.00	500.00	500.00	0.00	0.00
		HYD	750.00	750.00	750.00	0.00	0.00
		MPK	600.00	600.00	600.00	0.00	0.00
3466102. DURSABAN TC(TERMICIDE CONC.)	BOTTLE	LAH	1050.00	1050.00	1050.00	0.00	0.00
		FAS	1265.00	1265.00	1250.00	0.00	1.20
		MUL	1450.00	1450.00	1450.00	0.00	0.00
3466103. SARSABZ (VEGETABLES) 1 LTR.	BOTTLE	LAH	210.00	210.00	210.00	0.00	0.00
		FAS	360.00	360.00	350.00	0.00	2.86
		MUL	400.00	400.00	140.00	0.00	185.71

Contd.

7.10 Intercity Wholesale Prices of Selected Commodities

Group/Commodity/Item Specification	Unit	City	Prices (Rs.)			% Change in May,2014	
						Over	
			May, 2014	Apr., 2014	May, 2013	Apr., 14	May., 13
		SAR	250.00	250.00	250.00	0.00	0.00
		GJT	400.00	400.00	400.00	0.00	0.00
3466104. MALATHION (ALL ANIMALS) 1 LTR.	BOTTLE	LAH	470.00	470.00	470.00	0.00	0.00
		FAS	980.00	980.00	880.00	0.00	11.36
		GUJ	800.00	800.00	650.00	0.00	23.08
		GJT	800.00	800.00	450.00	0.00	77.78
081. Insecticides							
3471001. L-D POLYTHYLENE	LB.	KAR	100.44	99.00	84.88	1.45	18.33
3473001. POLYSTRENE GP.	55 LB.	KAR	6318.00	6318.00	3691.00	0.00	71.17
082. Paints & Varnishes							
3511001. SYN CLEAR VARNISH (BUXLYS)	3 LTR.	LAH	1050.00	1050.00	850.00	0.00	23.53
		KAR	1020.00	1020.00	1005.00	0.00	1.49
3511002. SYN CLEAR VARNISH (BERGER)	3 LTR.	LAH	1150.00	1150.00	890.00	0.00	29.21
		KAR	1210.00	1210.00	1190.00	0.00	1.68
3511003. SYN ENAMEL VIP (BERGER)	3.6 LTR	LAH	1700.00	1700.00	1575.00	0.00	7.94
		RAW	1285.00	1245.00	1062.50	3.21	20.94
		KAR	1440.00	1440.00	1400.00	0.00	2.86
3511004. SYN ENAMEL 413 (BUXLYS)	3.6 LTR	LAH	1370.00	1370.00	1260.00	0.00	8.73
		RAW	1265.00	1235.00	1062.50	2.43	19.06
		KAR	1440.00	1440.00	1400.00	0.00	2.86
3511005. VIP PLASTIC EMULSION (BERGER)	4 LTR.	LAH	1750.00	1750.00	1425.00	0.00	22.81
		RAW	1515.00	1477.50	1287.50	2.54	17.67
		KAR	850.00	850.00	750.00	0.00	13.33
3511006. PLASTIC BOUND DISTEMPER(BUXLYS)	6 KG.	LAH	1210.00	1210.00	1210.00	0.00	0.00
		RAW	955.00	925.00	762.50	3.24	25.25
		KAR	760.00	760.00	700.00	0.00	8.57
3511007. ICI PLASTIC EMULSION	4 LTR	LAH	1800.00	1800.00	1460.00	0.00	23.29
		RAW	1675.00	1635.00	1412.50	2.45	18.58
		KAR	1620.00	1620.00	1600.00	0.00	1.25
083. Medicines							
3526001. PANADOL TAB. (200)	PACKET	LAH	153.00	153.00	153.00	0.00	0.00
		RAW	165.00	165.00	165.00	0.00	0.00
		MUL	153.00	153.00	153.00	0.00	0.00
		KAR	165.00	187.20	187.20	-11.86	-11.86
		MPK	153.00	153.00	153.00	0.00	0.00
		PSH	160.00	160.00	155.00	0.00	3.23
		QTA	180.00	180.00	180.00	0.00	0.00
3526002. DISPRIN TAB. (600)	PACKET	LAH	525.00	525.00	525.00	0.00	0.00
		RAW	372.50	372.50	372.50	0.00	0.00
		MUL	510.00	510.00	510.00	0.00	0.00
		KAR	459.00	459.00	459.00	0.00	0.00
		MPK	360.00	360.00	360.00	0.00	0.00
		PSH	516.00	516.00	516.00	0.00	0.00
		QTA	440.00	440.00	440.00	0.00	0.00
3526003. FLAGYL TAB. (200)	PACKET	LAH	170.00	170.00	170.00	0.00	0.00
		RAW	255.00	255.00	255.00	0.00	0.00
		MUL	255.00	255.00	255.00	0.00	0.00
		KAR	260.00	260.00	260.00	0.00	0.00
		MPK	260.00	260.00	260.00	0.00	0.00
		PSH	172.00	172.00	172.00	0.00	0.00
		QTA	180.00	170.00	170.00	5.88	5.88

Contd.

7.10 Intercity Wholesale Prices of Selected Commodities

Group/Commodity/Item Specification	Unit	City	Prices (Rs.)			% Change in May,2014			
						Over			
			May, 2014	Apr., 2014	May, 2013	Apr., 14	May., 13		
3526004. VENTOLIN TAB.(100)	PACKET	LAH	82.00	73.10	73.10	12.18	12.18		
		RAW	73.00	73.00	73.00	0.00	0.00		
		MUL	105.20	105.20	105.20	0.00	0.00		
		KAR	86.53	86.53	86.53	0.00	0.00		
		MPK	73.20	73.20	73.20	0.00	0.00		
		PSH	72.00	74.00	74.00	-2.70	-2.70		
3526005. DAONIL TAB. (60)	PACKET	LAH	75.12	75.12	75.12	0.00	0.00		
		RAW	86.50	86.50	75.00	0.00	15.33		
		MUL	86.31	86.31	75.05	0.00	15.00		
		KAR	88.00	88.00	88.00	0.00	0.00		
		MPK	76.00	76.00	76.00	0.00	0.00		
		PSH	87.32	87.32	78.00	0.00	11.95		
3526006. ENTOX TAB. (100)	PACKET	LAH	87.50	87.50	87.50	0.00	0.00		
		RAW	73.00	73.00	73.00	0.00	0.00		
		MUL	85.00	85.00	85.00	0.00	0.00		
		KAR	100.00	100.00	100.00	0.00	0.00		
		MPK	85.00	85.00	85.00	0.00	0.00		
		PSH	86.00	86.00	86.00	0.00	0.00		
3526007. CALCIUM TAB. 1000 SANDOZ	06 BOTT	LAH	622.00	622.00	622.00	0.00	0.00		
		RAW	620.00	620.00	620.00	0.00	0.00		
		MUL	622.20	622.20	622.20	0.00	0.00		
		KAR	732.00	732.00	732.00	0.00	0.00		
		MPK	520.00	520.00	520.00	0.00	0.00		
		PSH	630.00	630.00	630.00	0.00	0.00		
3526008. RENITEC TAB. 5 MG. (20)	PACKET	LAH	87.56	87.56	87.56	0.00	0.00		
		RAW	99.50	99.50	90.00	0.00	10.56		
		MUL	99.45	99.45	87.50	0.00	13.66		
		KAR	100.00	100.00	100.00	0.00	0.00		
		MPK	88.00	88.00	88.00	0.00	0.00		
		PSH	105.30	105.30	87.30	0.00	20.62		
3526009. CARMINA (150 TABLETS)	06 BOTT	LAH	150.00	150.00	150.00	0.00	0.00		
		RAW	120.00	120.00	120.00	0.00	0.00		
		MUL	153.00	153.00	150.00	0.00	2.00		
		KAR	180.00	180.00	156.00	0.00	15.38		
		PSH	120.00	120.00	120.00	0.00	0.00		
		3526010. SUALIN (250 TAB.) STRIP	EACH	LAH	68.75	68.75	68.75	0.00	0.00
RAW	78.00			78.00	78.00	0.00	0.00		
KAR	132.00			132.00	132.00	0.00	0.00		
PSH	150.00			150.00	150.00	0.00	0.00		
3526011. SANCOS SYRUP 60 MG.	06 BOTT			LAH	331.50	331.50	331.50	0.00	0.00
				RAW	137.00	137.00	137.00	0.00	0.00
		MUL	280.50	280.50	280.50	0.00	0.00		
		KAR	156.00	156.00	156.00	0.00	0.00		
		MPK	285.00	285.00	285.00	0.00	0.00		
		PSH	300.00	300.00	300.00	0.00	0.00		
		QTA	275.00	275.00	275.00	0.00	0.00		

Contd.

7.10 Intercity Wholesale Prices of Selected Commodities

Group/Commodity/Item Specification	Unit	City	Prices (Rs.)			% Change in May,2014	
						Over	
			May, 2014	Apr., 2014	May, 2013	Apr., 14	May., 13
3526012. PHENRGONE SYRUP 120 MG	06 BOTT	LAH	179.66	179.66	179.66	0.00	0.00
		RAW	142.00	142.00	142.00	0.00	0.00
		MUL	153.00	153.00	153.00	0.00	0.00
		KAR	198.00	198.00	198.00	0.00	0.00
		MPK	170.00	170.00	170.00	0.00	0.00
		PSH	170.28	170.00	170.00	0.16	0.16
3526013. CALPOL SYRUP	06 BOTT	LAH	135.00	135.00	135.00	0.00	0.00
		RAW	132.00	132.00	132.00	0.00	0.00
		MUL	127.50	127.50	127.50	0.00	0.00
		KAR	150.00	150.00	150.00	0.00	0.00
		MPK	214.20	214.20	129.00	0.00	66.05
		PSH	144.48	144.48	129.00	0.00	12.00
3526014. HYDERLIN SYRUP	06 BOTT	LAH	125.00	125.00	125.00	0.00	0.00
		RAW	300.90	300.90	300.90	0.00	0.00
		MUL	158.00	158.00	158.00	0.00	0.00
		KAR	300.90	300.90	300.90	0.00	0.00
		MPK	312.00	312.00	312.00	0.00	0.00
		PSH	312.00	312.00	312.00	0.00	0.00
3526015. SAFI HAMDARD 100 ML	06 BOTT	LAH	305.00	305.00	305.00	0.00	0.00
		RAW	300.90	300.90	300.90	0.00	0.00
		MUL	228.00	228.00	228.00	0.00	0.00
		KAR	216.00	216.00	216.00	0.00	0.00
		MPK	210.00	210.00	210.00	0.00	0.00
		PSH	276.00	276.00	255.00	0.00	8.24
3526016. HONEY TUBE (HAMDARD)	06 TUBE	LAH	240.00	240.00	240.00	0.00	0.00
		KAR	193.00	193.00	193.00	0.00	0.00
		MPK	204.00	204.00	204.00	0.00	0.00
		PSH	552.00	552.00	510.00	0.00	8.24
		MPK	516.00	516.00	516.00	0.00	0.00
		PSH	480.00	480.00	480.00	0.00	0.00
3526017. BETNOVATE-N OINTMENT	06 TUBE	LAH	185.00	185.00	185.00	0.00	0.00
		RAW	153.12	153.12	153.12	0.00	0.00
		MUL	148.00	148.00	148.00	0.00	0.00
		KAR	147.90	147.90	147.90	0.00	0.00
		MPK	168.00	168.00	148.00	0.00	13.51
		PSH	156.00	156.00	156.00	0.00	0.00
3526018. BURNOL	06 TUBE	LAH	150.00	150.00	150.00	0.00	0.00
		RAW	162.00	162.00	162.00	0.00	0.00
		MUL	85.08	85.08	85.08	0.00	0.00
		KAR	82.00	82.00	82.00	0.00	0.00
		MPK	81.60	81.60	81.60	0.00	0.00
		PSH	96.00	96.00	96.00	0.00	0.00
3526019. O.R.S.FLAVOURED (SEARLE)	DOZEN	LAH	81.60	81.60	81.60	0.00	0.00
		RAW	87.00	87.00	87.00	0.00	0.00
		MUL	81.00	81.00	81.00	0.00	0.00
		KAR	108.00	108.00	108.00	0.00	0.00
		PSH	108.00	108.00	200.00	0.00	-18.25
		QTA	163.50	163.50	200.00	12.74	-13.30
		LAH	173.40	153.80	174.00	3.57	26.36
		MUL	174.00	168.00	137.70	0.00	-44.45
		KAR	154.80	154.80	278.65	0.00	-44.45
		PSH	350.00	350.00	350.00	0.00	0.00

Contd.

7.10 Intercity Wholesale Prices of Selected Commodities

Group/Commodity/Item Specification	Unit	City	Prices (Rs.)			% Change in May,2014	
						Over	
			May, 2014	Apr., 2014	May, 2013	Apr., 14	May., 13
3526020. JOSHANDA HAMDARD	DOZEN	LAH	59.00	59.00	46.92	0.00	25.75
		MUL	216.00	62.40	62.40	246.15	246.15
		KAR	264.00	220.00	220.00	20.00	20.00
		MPK	123.84	123.84	123.84	0.00	0.00
		PSH	58.00	58.00	48.00	0.00	20.83
3526021. COTTON BANDAGE 2" SIZE	06 NO.S	LAH	39.00	39.00	39.00	0.00	0.00
		RAW	48.00	48.00	48.00	0.00	0.00
		MUL	24.00	24.00	18.00	0.00	33.33
		KAR	30.00	30.00	28.50	0.00	5.26
		MPK	54.00	54.00	54.00	0.00	0.00
084. Soaps & Detergents	DOZ.	LAH	22.00	22.00	22.00	0.00	0.00
		RAW	401.00	401.00	365.00	0.00	9.86
		KSR	377.50	377.50	377.50	0.00	0.00
		KAR	401.00	401.00	365.00	0.00	9.86
		PSH	396.00	396.00	396.00	0.00	0.00
3532101. LIFE BOUY SOAP (125 GM.)	DOZ.	LAH	420.00	420.00	360.00	0.00	16.67
		RAW	370.00	370.00	360.00	0.00	2.78
		KSR	370.00	370.00	360.00	0.00	2.78
		KAR	383.00	383.00	375.00	0.00	2.13
		PSH	361.00	361.00	361.00	0.00	0.00
3532102. LUX-STD. (70 GM.)	DOZ.	LAH	384.00	384.00	360.00	0.00	6.67
		RAW	380.00	380.00	312.00	0.00	21.79
		KAR	380.00	380.00	312.00	0.00	21.79
		PSH	330.00	330.00	330.00	0.00	0.00
		QTA	330.00	330.00	330.00	0.00	0.00
3532201. SUPER ACTIVE SURF (130 GM.)	DOZ.	LAH	230.00	230.00	228.00	0.00	0.88
		RAW	229.16	229.16	229.16	0.00	0.00
		MUL	232.00	232.00	232.00	0.00	0.00
		KAR	248.88	248.88	229.20	0.00	8.59
		SKR	248.88	248.88	229.20	0.00	8.59
3532202. ARIEL (100 GM)	DOZ.	LAH	230.00	230.00	0.00	0.00	-----
		GUJ	228.00	228.00	228.00	0.00	0.00
		KAR	156.00	156.00	156.00	0.00	0.00
		MPK	180.00	180.00	180.00	0.00	0.00
		PSH	180.00	180.00	180.00	0.00	0.00
3532203. VIM DETERGENT POLY BAG (1000 G.)	DOZ.	LAH	690.00	630.00	450.00	9.52	53.33
		RAW	645.00	645.00	595.00	0.00	8.40
		KAR	540.00	540.00	540.00	0.00	0.00
		SKR	840.00	840.00	588.89	0.00	42.64
		PSH	680.00	680.00	550.00	0.00	23.64
		MNG	516.00	516.00	516.00	0.00	0.00
3532204. MAXIMUM POWER BRITE POLYBAG(400GM)	DOZ.	LAH	486.00	486.00	486.00	0.00	0.00
		RAW	1404.00	1404.00	880.00	0.00	59.55
		KAR	862.50	862.50	862.50	0.00	0.00
		MPK	1020.00	1020.00	1020.00	0.00	0.00
		PSH	1416.00	1416.00	990.00	0.00	43.03
3532205. EXPRESS DETERGENT(1000GM)	DOZ.	KAR	1325.00	1325.00	1325.00	0.00	0.00
3532206. WASHING SOAP BETA/SUFI/GUY	DOZ.	LAH	1128.00	1128.00	1128.00	0.00	0.00
		RAW	5720.00	5720.00	5580.00	0.00	2.51
		KSR	3825.00	3825.00	3625.00	0.00	5.52
		KAR	5580.00	5580.00	5580.00	0.00	0.00
		SKR	5700.00	5700.00	5200.00	0.00	9.62
3532207. WASHING SOAP NYLON 101 CAKE	DOZ.	LAH	6100.00	6100.00	5200.00	0.00	17.31
		RAW	269.00	269.00	269.00	0.00	0.00
		RAW	237.50	237.50	227.50	0.00	4.40

Contd.

7.10 Intercity Wholesale Prices of Selected Commodities

Group/Commodity/Item Specification	Unit	City	Prices (Rs.)			% Change in May,2014 Over	
			May, 2014	Apr., 2014	May, 2013	Apr., 14	May., 13
		SAR	432.00	432.00	432.00	0.00	0.00
		BNU	180.00	180.00	180.00	0.00	0.00
		QTA	300.00	300.00	300.00	0.00	0.00
3532301. TOOTHPASTE MACLEAN'S (LARGE SIZE)	DOZ.	RAW	575.00	575.00	575.00	0.00	0.00
		KAR	1080.00	1080.00	1080.00	0.00	0.00
3532302. TOOTHPASTE FARHAN'S (STD. SIZE)	DOZ.	KAR	492.00	492.00	492.00	0.00	0.00
3532303. TALC SAMSOL/SWISS MISS (STD.SIZE)	DOZ.	RAW	565.00	565.00	565.00	0.00	0.00
		KAR	1092.00	1092.00	1080.00	0.00	1.11
3532304. PONDS COLD CREAM (MED SIZE.)	DOZ.	LAH	1200.00	1200.00	1200.00	0.00	0.00
		RAW	1127.50	1127.50	1067.50	0.00	5.62
		KAR	1109.00	1109.00	1105.00	0.00	0.36
3532305. PONDS VANISHING CREAM (MED SIZE)	DOZ.	LAH	2450.00	2450.00	2450.00	0.00	0.00
		RAW	1127.50	1127.50	1067.50	0.00	5.62
		KAR	1009.00	1009.00	992.00	0.00	1.71
3532306. ADMIRAL SHAVING CREAM (MED.SIZE)	DOZ.	LAH	564.00	564.00	564.00	0.00	0.00
		RAW	625.00	625.00	605.00	0.00	3.31
		KAR	600.00	600.00	600.00	0.00	0.00
3532307. HAIR BRYL CREAM (MED. SIZE).	DOZ.	RAW	1125.00	1125.00	1125.00	0.00	0.00
		KAR	940.00	940.00	900.00	0.00	4.44
3532308. JOHNSON'S BABY POWDER/MOTHER CARE	DOZ.	KAR	730.00	730.00	720.00	0.00	1.39
3532309. SUN SILK SHAMPOO LOCAL 10 ML.	DOZ.	RAW	51.00	51.00	51.00	0.00	0.00
		KAR	55.00	55.00	58.00	0.00	-5.17
085. Auto Tyres							
3611101. AUTO TYRE GEN/SUZ/ALTO/MEHRAN	EACH	LAH	2700.00	2700.00	2700.00	0.00	0.00
		RAW	2975.00	2975.00	2875.00	0.00	3.48
		KAR	2850.00	1650.00	1650.00	72.73	72.73
3611201. MOTOR CYCLE TYRE YAMAHA-100	EACH	LAH	1280.00	1280.00	1280.00	0.00	0.00
		RAW	962.50	962.50	962.50	0.00	0.00
		KAR	1200.00	1200.00	1175.00	0.00	2.13
3611202. MOTOR CYCLE TYRE HONDA CD-70	EACH	LAH	860.00	860.00	860.00	0.00	0.00
		RAW	962.50	962.50	962.50	0.00	0.00
		KAR	1200.00	1200.00	1150.00	0.00	4.35
3611203. MOTOR CYCLE TYRE SUZUKI 80 CC.	EACH	LAH	960.00	960.00	960.00	0.00	0.00
		RAW	937.50	937.50	937.50	0.00	0.00
		KAR	1200.00	1200.00	1150.00	0.00	4.35
3611204. CYCLE TYRE SERVIS (28x1/2")	EACH	LAH	250.00	250.00	250.00	0.00	0.00
		KAR	200.00	200.00	190.00	0.00	5.26
3611205. CYCLE TYRE DIAMOND (28x1/2")	EACH	LAH	300.00	300.00	300.00	0.00	0.00
		RAW	265.00	265.00	255.00	0.00	3.92
		KAR	200.00	200.00	190.00	0.00	5.26
3611401. AUTO TUBE GEN/SUZ/ALTO/MEHRAN	EACH	LAH	270.00	270.00	270.00	0.00	0.00
		RAW	295.00	295.00	285.00	0.00	3.51
		KAR	322.50	322.50	317.50	0.00	1.57
3611402. MOTOR CYCLE TUBE YAMAHA-100	EACH	LAH	185.00	185.00	185.00	0.00	0.00
		RAW	192.50	192.50	182.50	0.00	5.48
		KAR	257.50	257.50	230.00	0.00	11.96
3611403. MOTOR CYCLE TUBE HONDA CD-70	EACH	LAH	175.00	175.00	175.00	0.00	0.00
		RAW	192.50	192.50	182.50	0.00	5.48
		KAR	257.50	257.50	230.00	0.00	11.96
3611404. MOTOR CYCLE TUBE SUZUKI 80 CC.	EACH	LAH	195.00	195.00	195.00	0.00	0.00
		KAR	252.50	252.50	230.00	0.00	9.78

Contd.

7.10 Intercity Wholesale Prices of Selected Commodities

Group/Commodity/Item Specification	Unit	City	Prices (Rs.)			% Change in May,2014 Over	
			May, 2014	Apr., 2014	May, 2013	Apr., 14	May., 13
			3611405. CYCLE TUBES SERVIS (28x1/2)	EACH	LAH	105.00	105.00
		KAR	130.00	130.00	125.00	0.00	4.00
3611406. CYCLE TUBES DIAMOND (28x1/2)	EACH	LAH	115.00	115.00	115.00	0.00	0.00
		RAW	92.50	92.50	87.50	0.00	5.71
		KAR	125.00	125.00	120.00	0.00	4.17
086. Plastic Products							
3694001. WATER COOLER 9 LTR.	EACH	LAH	360.00	360.00	360.00	0.00	0.00
		KAR	380.00	380.00	355.00	0.00	7.04
		PSH	450.00	450.00	450.00	0.00	0.00
		QTA	410.00	410.00	410.00	0.00	0.00
3694002. BUCKET MED. SIZE	EACH	LAH	245.00	245.00	245.00	0.00	0.00
		GUJ	225.00	225.00	225.00	0.00	0.00
		GJT	220.00	220.00	220.00	0.00	0.00
		KAR	270.00	270.00	250.00	0.00	8.00
		PSH	355.00	355.00	320.00	0.00	10.94
		QTA	235.00	235.00	235.00	0.00	0.00
3694003. DINNER SET PLASTIC 42/48/52 PIECES	EACH	LAH	1975.00	1975.00	1625.00	0.00	21.54
		RAW	4600.00	4100.00	3550.00	12.20	29.58
		MUL	2450.00	2450.00	2350.00	0.00	4.26
		KAR	1925.00	1925.00	1700.00	0.00	13.24
		PSH	1700.00	1700.00	1300.00	0.00	30.77
		MNG	3000.00	3000.00	1500.00	0.00	100.00
3694004. HOT POT PLASTIC 3 PIECES	EACH	LAH	1225.00	1225.00	1125.00	0.00	8.89
		SKT	660.00	660.00	660.00	0.00	0.00
		KAR	772.50	772.50	740.50	0.00	4.32
		PSH	975.00	925.00	850.00	5.41	14.71
		QTA	830.00	830.00	830.00	0.00	0.00
3694005. THERMOS STARVAC 1 LTR.	EACH	LAH	315.00	315.00	315.00	0.00	0.00
		GUJ	400.00	400.00	400.00	0.00	0.00
		KAR	420.00	420.00	420.00	0.00	0.00
		QTA	300.00	300.00	300.00	0.00	0.00
087. Glass sheets							
3711401. PL. GLASS SHEET 3 MM ABOVE 1 SQ.M	SQ.MTR.	LAH	335.00	335.00	335.00	0.00	0.00
		RAW	325.00	325.00	287.50	0.00	13.04
		KAR	435.00	435.00	430.00	0.00	1.16
		PSH	425.00	425.00	425.00	0.00	0.00
3711402. FIG.GLASS SHEET ABOVE 1 SQ.M	SQ.MTR.	LAH	247.50	247.50	247.50	0.00	0.00
		RAW	285.00	285.00	232.50	0.00	22.58
		KAR	465.00	465.00	455.00	0.00	2.20
		PSH	968.00	968.00	931.00	0.00	3.97
088. Other Glass Articles							
3719101. JAR 4 LTR. LOCAL/FANCY/SILKY	DOZ.	RAW	887.50	837.50	737.50	5.97	20.34
		KAR	710.00	710.00	710.00	0.00	0.00
3719301. TUMBLER 200 ML. FANCY (OMROC)	DOZ.	RAW	310.00	297.50	282.50	4.20	9.73
		KAR	575.00	575.00	575.00	0.00	0.00
3719302. JUG DIAMOND 1.2 LTR. FANCY (OMROC)	DOZ.	LAH	1450.00	1450.00	1320.00	0.00	9.85
		RAW	1337.50	1275.00	1175.00	4.90	13.83
		KAR	1730.00	1730.00	1730.00	0.00	0.00
3719303. TEA CUP SAUCER WHITE	DOZ.	LAH	450.00	450.00	380.00	0.00	18.42
		RAW	887.50	837.50	787.50	5.97	12.70
		KAR	535.00	535.00	535.00	0.00	0.00

Contd.

7.10 Intercity Wholesale Prices of Selected Commodities

Group/Commodity/Item Specification	Unit	City	Prices (Rs.)			% Change in May,2014 Over	
			May, 2014	Apr., 2014	May, 2013	Apr., 14	May., 13
			089. Ceramics & Sanitary Fixture				
3721001. EUROPEAN W/C (02/03) STD WHITE	EACH	LAH	1400.00	1400.00	1200.00	0.00	16.67
		RAW	1175.00	1175.00	1025.00	0.00	14.63
		GJT	2450.00	2450.00	1850.00	0.00	32.43
		KAR	800.00	800.00	800.00	0.00	0.00
		PSH	4100.00	4100.00	2850.00	0.00	43.86
3721002. EUROPEAN W.C. (02/03)STD COLOUR	EACH	LAH	1500.00	1500.00	1400.00	0.00	7.14
		RAW	1275.00	1275.00	1125.00	0.00	13.33
		GJT	2650.00	2650.00	1950.00	0.00	35.90
		KAR	820.00	820.00	820.00	0.00	0.00
3721003. ASIAN W.C. WHITE 18/22"	EACH	LAH	1250.00	1250.00	1100.00	0.00	13.64
		RAW	1275.00	1275.00	1125.00	0.00	13.33
		GJT	1250.00	1250.00	825.00	0.00	51.52
		KAR	360.00	360.00	360.00	0.00	0.00
		PSH	1050.00	1050.00	880.00	0.00	19.32
3721004. ASIAN W.C. WHITE 15/22"	EACH	LAH	925.00	925.00	825.00	0.00	12.12
		RAW	1187.50	1187.50	1025.00	0.00	15.85
		GJT	1050.00	1050.00	675.00	0.00	55.56
		KAR	400.00	400.00	400.00	0.00	0.00
		PSH	900.00	900.00	850.00	0.00	5.88
3721005. ASIAN W.C. COLOURED 18/22"	EACH	LAH	1100.00	1100.00	987.50	0.00	11.39
		RAW	1475.00	1475.00	1325.00	0.00	11.32
		GUJ	1850.00	1850.00	1075.00	0.00	72.09
		GJT	1450.00	1450.00	875.00	0.00	65.71
		KAR	420.00	420.00	420.00	0.00	0.00
		PSH	980.00	980.00	950.00	0.00	3.16
3721006. ASIAN W.C. COLOURED 15/22"	EACH	LAH	950.00	950.00	825.00	0.00	15.15
		RAW	1275.00	1275.00	1125.00	0.00	13.33
		GUJ	1700.00	1700.00	900.00	0.00	88.89
		GJT	1250.00	1250.00	725.00	0.00	72.41
		KAR	550.00	550.00	550.00	0.00	0.00
		PSH	870.00	870.00	820.00	0.00	6.10
3721007. WASH BASIN 50 CM WHITE STD.	EACH	LAH	1050.00	1050.00	862.50	0.00	21.74
		RAW	1275.00	1275.00	1125.00	0.00	13.33
		GJT	1350.00	1350.00	850.00	0.00	58.82
		KAR	770.00	770.00	627.50	0.00	22.71
		PSH	1480.00	1480.00	1400.00	0.00	5.71
3721008. WASH BASIN 50 CM LIGHT COLOUR	EACH	LAH	1050.00	1050.00	962.50	0.00	9.09
		RAW	1375.00	1375.00	1175.00	0.00	17.02
		GJT	1150.00	1150.00	750.00	0.00	53.33
		KAR	880.00	880.00	645.00	0.00	36.43
		PSH	1550.00	1550.00	1500.00	0.00	3.33
3721009. SINK STAINLESS STEEL(KIT.)MED.SIZE	EACH	LAH	1100.00	1100.00	975.00	0.00	12.82
		RAW	2475.00	2475.00	2175.00	0.00	13.79
		GUJ	1400.00	1400.00	800.00	0.00	75.00
		KAR	1265.00	1265.00	1200.00	0.00	5.42
		PSH	1400.00	1400.00	1400.00	0.00	0.00
090. Bricks, Blocks & Tiles							
3732001. BRICKS	1000	LAH	7250.00	7250.00	6900.00	0.00	5.07
		RAW	6875.00	6875.00	5850.00	0.00	17.52
		GJT	7000.00	7000.00	6000.00	0.00	16.67
		KSR	7050.00	7050.00	6800.00	0.00	3.68

Contd.

7.10 Intercity Wholesale Prices of Selected Commodities

Group/Commodity/Item Specification	Unit	City	Prices (Rs.)			% Change in May,2014	
						Over	
			May, 2014	Apr., 2014	May, 2013	Apr., 14	May., 13
		HYD	4800.00	4800.00	4800.00	0.00	0.00
		SKR	5000.00	5500.00	5500.00	-9.09	-9.09
		PSH	7500.00	7500.00	6500.00	0.00	15.38
		BNU	5800.00	6000.00	6450.00	-3.33	-10.08
		QTA	6250.00	6250.00	6250.00	0.00	0.00
3732002. CEMENT BLOCKS	1000	KAR	19600.00	19600.00	18000.00	0.00	8.89
3732003. TILES PLAIN WHITE 8 X 10"	SQ.MTR	LAH	525.00	525.00	412.50	0.00	27.27
		RAW	490.00	490.00	432.50	0.00	13.29
		MUL	650.00	650.00	650.00	0.00	0.00
		KAR	492.50	492.50	475.00	0.00	3.68
3732004. TILES PLAIN COLOURED 8 X 10"	SQ.MTR	LAH	555.00	555.00	550.00	0.00	0.91
		RAW	590.00	590.00	527.50	0.00	11.85
		MUL	700.00	700.00	700.00	0.00	0.00
		KAR	552.50	552.50	530.00	0.00	4.25
091. Cement							
3744001. CEMENT JAVEDAN (EX-FACTORY)	MT.	KAR	8460.00	8460.00	8460.00	0.00	0.00
3744002. CEMENT WHITE	MT.	LAH	18350.00	18350.00	17250.00	0.00	6.38
		RAW	18100.00	18100.00	16550.00	0.00	9.37
		KAR	18500.00	18500.00	18375.00	0.00	0.68
		SKR	20000.00	19125.00	18750.00	4.58	6.67
3744003. SULP. RESISTING CEMENT(JAVEDAN)	MT.	KAR	9158.00	9158.00	8460.00	0.00	8.25
3744004. D.G. CEMENT (EX-FACTORY)	MT	LAH	9128.00	9128.00	7696.00	0.00	18.61
3744005. LUCKY CEMENT (EX-FACTORY)	MT	KAR	10010.00	9910.00	8310.00	1.01	20.46
3744006. FAUJI CEMENT(EX-FACTORY)	MT	RAW	8815.00	8815.00	8672.00	0.00	1.65
092. Bed Foam							
3815001. BED FOAM	EACH	LAH	3300.00	3300.00	3300.00	0.00	0.00
		RAW	4225.00	4225.00	3825.00	0.00	10.46
		GUJ	3000.00	3000.00	2825.00	0.00	6.19
		KAR	2600.00	2600.00	2600.00	0.00	0.00
		QTA	3200.00	3200.00	3200.00	0.00	0.00
3815002. BED FOAM COMMANDER 6.5" X 6" X5"	EACH	LAH	5200.00	5200.00	5200.00	0.00	0.00
		FAS	6900.00	6900.00	6900.00	0.00	0.00
		RAW	6225.00	6225.00	5750.00	0.00	8.26
		GJT	7600.00	7600.00	6800.00	0.00	11.76
		KAR	6000.00	6000.00	6000.00	0.00	0.00
		HYD	5950.00	5950.00	5950.00	0.00	0.00
093. Matches							
3899801. MATCHES (70-75 STICKS) 10 BOXES	PACKET	LAH	9.60	9.60	9.60	0.00	0.00
		RAW	9.40	9.40	9.40	0.00	0.00
		KAR	15.00	15.00	14.80	0.00	1.35
		SKR	15.00	15.00	15.00	0.00	0.00
		PSH	10.00	10.00	10.00	0.00	0.00
5. Metal Product, Machinery & Equipment							
094. Pig Iron							
4111101. PIG IRON	MT.	KAR	40000.00	40000.00	40000.00	0.00	0.00
095. Steel Bar & Sheets							
4126101. M.S. ROUND BAR 1/4"	MT.	LAH	72500.00	72500.00	70250.00	0.00	3.20
		RAW	78500.00	77000.00	72250.00	1.95	8.65
		KAR	71000.00	71000.00	67000.00	0.00	5.97
		HYD	70800.00	70800.00	68300.00	0.00	3.66
		PSH	77500.00	72000.00	72000.00	7.64	7.64
		QTA	72000.00	72000.00	71000.00	0.00	1.41

Contd.

7.10 Intercity Wholesale Prices of Selected Commodities

Group/Commodity/Item Specification	Unit	City	Prices (Rs.)			% Change in May,2014	
						Over	
			May, 2014	Apr., 2014	May, 2013	Apr., 14	May., 13
4126102. M.S. ROUND BAR 3/8"	MT.	LAH	72500.00	72500.00	68750.00	0.00	5.45
		RAW	78500.00	76750.00	71750.00	2.28	9.41
		KAR	69000.00	69000.00	66000.00	0.00	4.55
		HYD	70800.00	70800.00	68300.00	0.00	3.66
		PSH	77500.00	74800.00	73500.00	3.61	5.44
4126103. M.S.ROUND BAR 1/2"	MT.	LAH	71000.00	71000.00	69000.00	0.00	2.90
		RAW	77250.00	75750.00	70750.00	1.98	9.19
		KAR	69000.00	69000.00	66000.00	0.00	4.55
		HYD	70800.00	70800.00	68300.00	0.00	3.66
		PSH	78000.00	72600.00	73100.00	7.44	6.70
4126104. M.S. ROUND BAR 1"	MT.	LAH	71000.00	71000.00	69250.00	0.00	2.53
		RAW	77250.00	75750.00	70750.00	1.98	9.19
		KAR	72500.00	72500.00	67000.00	0.00	8.21
		PSH	80000.00	75000.00	75000.00	6.67	6.67
		QTA	75000.00	75000.00	74000.00	0.00	1.35
4126105. M.S.RIBBED BAR 1/2" TO 1"	MT.	LAH	72000.00	72000.00	69750.00	0.00	3.23
		RAW	78250.00	76750.00	71750.00	1.95	9.06
		KAR	73500.00	73500.00	69000.00	0.00	6.52
		PSH	80000.00	75000.00	75000.00	6.67	6.67
		QTA	75000.00	75000.00	74000.00	0.00	1.35
4126106. M.S.RIBBED BAR 3/8"	MT.	LAH	75000.00	75000.00	71750.00	0.00	4.53
		RAW	77250.00	75750.00	70750.00	1.98	9.19
		KAR	74200.00	74200.00	70000.00	0.00	6.00
		PSH	80000.00	75000.00	75000.00	6.67	6.67
		QTA	75000.00	75000.00	74000.00	0.00	1.35
4126107. G.P.SHEET CUTTING JAPAN 24-30 BG	MT.	LAH	115000.00	115000.00	112500.00	0.00	2.22
		RAW	92250.00	92250.00	89250.00	0.00	3.36
		KAR	89000.00	89000.00	88000.00	0.00	1.14
		PSH	110000.00	110000.00	115000.00	0.00	-4.35
		QTA	92250.00	92250.00	89250.00	0.00	3.36
4126108. G.S.SHEET 24 G.GALV.	MT.	LAH	125000.00	125000.00	120000.00	0.00	4.17
		RAW	92250.00	92250.00	89250.00	0.00	3.36
		KAR	90000.00	90000.00	89000.00	0.00	1.12
		PSH	112000.00	112000.00	120000.00	0.00	-6.67
		QTA	92250.00	92250.00	89250.00	0.00	3.36
096. Pipe Fittings							
4129201. TEE 1/2"	DOZ.	LAH	310.00	310.00	217.50	0.00	42.53
		RAW	337.50	337.50	305.00	0.00	10.66
		KAR	332.50	332.50	300.00	0.00	10.83
		QTA	180.00	180.00	180.00	0.00	0.00
		PSH	337.50	337.50	305.00	0.00	10.66
4129202. TEE 3/4"	DOZ.	LAH	405.00	405.00	322.50	0.00	25.58
		RAW	462.50	462.50	427.50	0.00	8.19
		KAR	465.00	465.00	430.00	0.00	8.14
		QTA	320.00	320.00	320.00	0.00	0.00
		PSH	462.50	462.50	427.50	0.00	8.19
4129203. SOCKET 1/2"	DOZ.	LAH	210.00	210.00	137.50	0.00	52.73
		RAW	287.50	287.50	262.50	0.00	9.52
		KAR	212.50	212.50	212.50	0.00	0.00
		QTA	120.00	120.00	120.00	0.00	0.00
		PSH	287.50	287.50	262.50	0.00	9.52
4129204. SOCKET 3/4"	DOZ.	LAH	305.00	305.00	197.50	0.00	54.43
		RAW	362.50	362.50	315.00	0.00	15.08
		KAR	275.00	275.00	257.50	0.00	6.80
		QTA	165.00	165.00	165.00	0.00	0.00
		PSH	362.50	362.50	315.00	0.00	15.08
4129205. UNION 1/2"	DOZ.	LAH	605.00	605.00	522.50	0.00	15.79
		RAW	662.50	662.50	590.00	0.00	12.29
		KAR	752.50	752.50	725.00	0.00	3.79
		QTA	360.00	360.00	360.00	0.00	0.00
		PSH	662.50	662.50	590.00	0.00	12.29

Contd.

7.10 Intercity Wholesale Prices of Selected Commodities

Group/Commodity/Item Specification	Unit	City	Prices (Rs.)			% Change in May,2014	
						Over	
			May, 2014	Apr., 2014	May, 2013	Apr., 14	May., 13
4129206. UNION 3/4"	DOZ.	LAH	705.00	705.00	637.50	0.00	10.59
		RAW	737.50	737.50	690.00	0.00	6.88
		KAR	950.00	950.00	895.00	0.00	6.15
4129207. BAND 1/2"	DOZ.	LAH	410.00	410.00	337.50	0.00	21.48
		RAW	637.50	637.50	562.50	0.00	13.33
		KAR	545.00	545.00	495.00	0.00	10.10
4129208. BAND 3/4"	DOZ.	LAH	510.00	510.00	442.50	0.00	15.25
		RAW	662.50	662.50	587.50	0.00	12.77
		KAR	640.00	640.00	610.00	0.00	4.92
4129209. ELBOW GALV CHINA 1/2"	DOZ.	LAH	235.00	235.00	162.50	0.00	44.62
		RAW	362.50	362.50	322.50	0.00	12.40
		KAR	237.50	237.50	232.50	0.00	2.15
4129210. ELBOW GALV CHINA 3/4"	DOZ.	LAH	165.00	165.00	165.00	0.00	0.00
		RAW	305.00	305.00	222.50	0.00	37.08
		KAR	412.50	412.50	375.00	0.00	10.00
097. Steel Products	DOZ.	LAH	347.50	347.50	327.50	0.00	6.11
		RAW	192.00	192.00	192.00	0.00	0.00
		KAR	192.00	192.00	192.00	0.00	0.00
4291201. STAINLESS STEEL DEGCHI MED. SIZE	EACH	LAH	500.00	500.00	475.00	0.00	5.26
		GJT	455.00	455.00	455.00	0.00	0.00
		KAR	442.50	442.50	430.00	0.00	2.91
4291202. STAINLESS STEEL TABLE SPOON SUP.	EACH	LAH	300.00	300.00	285.00	0.00	5.26
		GJT	175.00	175.00	175.00	0.00	0.00
		KAR	260.00	260.00	260.00	0.00	0.00
4291203. STAINLESS STEEL PLATE LIGHT	DOZ.	LAH	700.00	700.00	670.00	0.00	4.48
		GJT	500.00	500.00	500.00	0.00	0.00
		KAR	780.00	780.00	772.00	0.00	1.04
4291204. PRESSURE COOKER 4 LTR.	EACH	LAH	1300.00	1300.00	1125.00	0.00	15.56
		GUJ	1000.00	1000.00	950.00	0.00	5.26
		SKT	850.00	850.00	850.00	0.00	0.00
4291401. NEW TREET BLADE ORDINARY	1000	RAW	1012.50	1012.50	975.00	0.00	3.85
		KAR	2375.00	2375.00	2312.50	0.00	2.70
		KAR	2900.00	2900.00	2800.00	0.00	3.57
4291402. TREET SAFETY RAZOR	DOZ.	LAH	1550.00	1550.00	1550.00	0.00	0.00
		KAR	1185.00	1185.00	1160.00	0.00	2.16
4291403. GILLET SAFETY RAZOR	DOZ.	LAH	342.00	342.00	342.00	0.00	0.00
		RAW	391.00	391.00	391.00	0.00	0.00
		KAR	280.00	280.00	350.00	0.00	-20.00
098. Engines & Motors							
4321901. HOLLOW S.MOTOR 326 UP-4.40 HP 46	EACH	LAH	144500.00	144500.00	144500.00	0.00	0.00
099. Vacuum Pumps							
4323001. MULTISTAGE C.PUMPS(PCM 80-3 15 H)	EACH	LAH	77500.00	77500.00	77500.00	0.00	0.00
4323002. MULTISTAGE C.PUMPS PCM 80-5 25 H)	EACH	LAH	109000.00	109000.00	109000.00	0.00	0.00
100. Air Conditioners							
4391201. PEL AIR CONDITONER 1.5 TON	EACH	LAH	27500.00	27500.00	27500.00	0.00	0.00
		RAW	36250.00	36250.00	36250.00	0.00	0.00
		KAR	42000.00	42000.00	42000.00	0.00	0.00
4391202. WAVES AIR CONDITIONER 1.5 TON.	EACH	LAH	30500.00	30500.00	30500.00	0.00	0.00
		RAW	37750.00	37750.00	37750.00	0.00	0.00
		GJT	35000.00	35000.00	35000.00	0.00	0.00

Contd.

7.10 Intercity Wholesale Prices of Selected Commodities

Group/Commodity/Item Specification	Unit	City	Prices (Rs.)			% Change in May,2014 Over	
			May, 2014	Apr., 2014	May, 2013	Apr., 14	May., 13
		KAR	41000.00	41000.00	41000.00	0.00	0.00
		HYD	40000.00	40000.00	36000.00	0.00	11.11
		QTA	39200.00	39200.00	39200.00	0.00	0.00
101. Cultivators							
4411201. CULTIVATOR (ORDINARY) 9 TIMES	EACH	GUJ	45000.00	45000.00	38000.00	0.00	18.42
4411202. CULTIVATOR (SPECIAL) 11 TIMES	EACH	GUJ	60000.00	60000.00	49000.00	0.00	22.45
102. Chuff Cutter							
4412301. CHUFF CUTTER	EACH	FAS	7000.00	7000.00	6800.00	0.00	2.94
103. Tractors							
4414101. TRACTOR MF-240	EACH	LAH	754000.00	754000.00	565950.00	0.00	33.23
4414102. TRACTOR MF-385	EACH	LAH	1223800.00	1223800.00	934322.00	0.00	30.98
104. Lathe Machines							
4421301. LATHE MACHINE 3' (PAK MADINA)	EACH	LAH	72500.00	72500.00	49000.00	0.00	47.96
4421302. LATHE MACHINE 4.5' (PAK MADINA)	EACH	LAH	100000.00	100000.00	69000.00	0.00	44.93
4421303. LATHE MACHINE 6.5' (PAK MADINA)	EACH	LAH	119000.00	119000.00	89500.00	0.00	32.96
4421304. LATHE MACHINE 10' (PAK MADINA)	EACH	LAH	222500.00	222500.00	182500.00	0.00	21.92
105. Concrete Mixture							
4444001. CONC.MIXER 7 NTR. 12HP. STAR.ENG	EACH	LAH	140000.00	140000.00	140000.00	0.00	0.00
4444002. CONC.MIXER 17 NTR. 24HP. STAR.ENG	EACH	LAH	210000.00	210000.00	210000.00	0.00	0.00
106. Fridge,WashM,SewM,Fans,Iron							
4481101. DAWLANCE 10 CFT. DOUBLE DOOR	EACH	LAH	28000.00	28000.00	24500.00	0.00	14.29
		RAW	23750.00	23750.00	23750.00	0.00	0.00
		KAR	31100.00	30000.00	25200.00	3.67	23.41
4481201. WASHING MACHINE NAT. PAK S.F.	EACH	LAH	5000.00	5000.00	4550.00	0.00	9.89
		GUJ	5550.00	5550.00	5250.00	0.00	5.71
		KAR	5000.00	5000.00	4800.00	0.00	4.17
		QTA	5500.00	5500.00	5500.00	0.00	0.00
4481202. WASHING MACHINE SINGER S.F.	EACH	LAH	9500.00	9500.00	7650.00	0.00	24.18
		RAW	9550.00	9550.00	8650.00	0.00	10.40
		KAR	10600.00	10600.00	10600.00	0.00	0.00
4481203. WASHING MACHINE DAWLANCE	EACH	LAH	9000.00	9000.00	7400.00	0.00	21.62
		FAS	8700.00	8700.00	8500.00	0.00	2.35
		GUJ	8000.00	8000.00	7800.00	0.00	2.56
		GJT	7800.00	7800.00	7800.00	0.00	0.00
		KAR	5400.00	5400.00	5200.00	0.00	3.85
		HYD	9000.00	9000.00	8500.00	0.00	5.88
4481204. WASHING MACHINE SUPER ASIA	EACH	LAH	7500.00	7500.00	6300.00	0.00	19.05
		FAS	8500.00	8500.00	8200.00	0.00	3.66
		KAR	5000.00	5000.00	4900.00	0.00	2.04
		HYD	6500.00	6500.00	6000.00	0.00	8.33
4481401. SEWING MACHINE SINGER B.B. H.O	EACH	LAH	5641.00	5641.00	5300.00	0.00	6.43
		KAR	5860.00	6580.00	5375.00	-10.94	9.02
4481402. SINGER ZIG ZAG MACHINE	EACH	LAH	13200.00	13200.00	12282.00	0.00	7.47
		KAR	11900.00	11900.00	11900.00	0.00	0.00
4481403. SEWING MACHINE SALIKA	EACH	LAH	4500.00	4500.00	4200.00	0.00	7.14
		KAR	5600.00	5600.00	4800.00	0.00	16.67
4481501. CEILING FAN MILLAT 48"	EACH	LAH	2300.00	2300.00	2300.00	0.00	0.00
		KAR	2400.00	2400.00	2400.00	0.00	0.00
4481502. CEILING FAN PAK 48"	EACH	LAH	2200.00	2200.00	2200.00	0.00	0.00
		GUJ	2400.00	2400.00	2300.00	0.00	4.35
		KAR	2400.00	2400.00	2400.00	0.00	0.00

Contd.

7.10 Intercity Wholesale Prices of Selected Commodities

Group/Commodity/Item Specification	Unit	City	Prices (Rs.)			% Change in May,2014		
						Over		
			May, 2014	Apr., 2014	May, 2013	Apr., 14	May., 13	
4481503. CEILING FAN NATIONAL 56"	EACH	LAH	2000.00	2000.00	2000.00	0.00	0.00	
		GUJ	2150.00	2150.00	2075.00	0.00	3.61	
		GJT	2300.00	2300.00	2300.00	0.00	0.00	
		KAR	2300.00	2300.00	2300.00	0.00	0.00	
		HYD	2000.00	2000.00	2000.00	0.00	0.00	
4481504. CEILING FAN YOUNIS 56"	EACH	LAH	2300.00	2300.00	2150.00	0.00	6.98	
		FAS	2350.00	2350.00	2250.00	0.00	4.44	
		GUJ	2350.00	2350.00	2300.00	0.00	2.17	
		KAR	2400.00	2400.00	2400.00	0.00	0.00	
		PSH	2550.00	2550.00	2450.00	0.00	4.08	
4481505. PADESTAL FAN MILLAT 20"	EACH	KAR	3200.00	3200.00	3100.00	0.00	3.23	
		4481506. PADESTAL FAN PAK 20"	LAH	2900.00	2900.00	2900.00	0.00	0.00
			GJT	3400.00	3400.00	3400.00	0.00	0.00
			KAR	3200.00	3200.00	3100.00	0.00	3.23
			PSH	3550.00	3550.00	3300.00	0.00	7.58
4481507. EXHAUST FAN CLIMAX 12"	EACH	LAH	1500.00	1500.00	1500.00	0.00	0.00	
		GUJ	1700.00	1700.00	1600.00	0.00	6.25	
4481508. EXHAUST FAN MILLAT 12"	EACH	KAR	1600.00	1600.00	1500.00	0.00	6.67	
4481509. EXHAUST FAN PAK. NATIONAL 12"	EACH	LAH	1400.00	1400.00	1400.00	0.00	0.00	
		GUJ	1900.00	1900.00	1900.00	0.00	0.00	
		GJT	1800.00	1800.00	1800.00	0.00	0.00	
		KAR	1600.00	1600.00	1500.00	0.00	6.67	
4481601. IRON NATIONAL PAK AUTOMATIC	EACH	LAH	350.00	350.00	322.50	0.00	8.53	
		GUJ	850.00	850.00	750.00	0.00	13.33	
		KAR	525.00	525.00	450.00	0.00	16.67	
		PSH	800.00	800.00	450.00	0.00	77.78	
4481602. IRON PHILIPS HD 1120/R	EACH	LAH	1250.00	1250.00	1250.00	0.00	0.00	
		GUJ	2100.00	2100.00	1900.00	0.00	10.53	
		KAR	850.00	850.00	800.00	0.00	6.25	
107. Electric Wires								
4634001. FLEXIBLE WIRE 2999-14 0076	90 MTR.	LAH	462.50	462.50	462.50	0.00	0.00	
		MUL	900.00	900.00	750.00	0.00	20.00	
		KAR	890.00	890.00	850.00	0.00	4.71	
		PSH	750.00	750.00	500.00	0.00	50.00	
		QTA	505.00	505.00	505.00	0.00	0.00	
4634002. PVC WIRE SINGLE CORE	90 MTR.	LAH	762.50	762.50	762.50	0.00	0.00	
		MUL	1400.00	1400.00	1250.00	0.00	12.00	
		KAR	890.00	890.00	840.00	0.00	5.95	
		PSH	875.00	850.00	700.00	2.94	25.00	
		QTA	600.00	600.00	600.00	0.00	0.00	
108. Lighting Equipments								
4653101. PHILIPS TL. LAMP 40 W.	EACH	GUJ	96.00	96.00	83.00	0.00	15.66	
		GJT	96.00	96.00	83.00	0.00	15.66	
		KAR	85.00	85.00	80.00	0.00	6.25	
		PSH	97.50	97.50	75.00	0.00	30.00	
		QTA	90.00	90.00	90.00	0.00	0.00	
4653102. PHILIPS ELECTRIC BULB 100W(GLS)	100 BUL	LAH	2000.00	1750.00	1750.00	14.29	14.29	
		RAW	2525.00	2525.00	2350.00	0.00	7.45	
		KAR	2800.00	2800.00	2100.00	0.00	33.33	
		PSH	2900.00	2900.00	2200.00	0.00	31.82	

Contd.

7.10 Intercity Wholesale Prices of Selected Commodities

Group/Commodity/Item Specification	Unit	City	Prices (Rs.)			% Change in May,2014	
						Over	
			May, 2014	Apr., 2014	May, 2013	Apr., 14	May., 13
4653103. PHILIPS ENERGY SAVER 14 W (GLS)	EACH	LAH	110.00	110.00	110.00	0.00	0.00
		RAW	139.00	139.00	134.00	0.00	3.73
		KAR	155.00	155.00	131.00	0.00	18.32
		PSH	170.00	170.00	160.00	0.00	6.25
		QTA	172.00	172.00	160.00	0.00	7.50
109. Radio & Television							
4731201. RADIO 3-5 BAND (CHINA BRAND)	EACH	LAH	175.00	175.00	175.00	0.00	0.00
		RAW	287.50	287.50	287.50	0.00	0.00
		KAR	325.00	325.00	325.00	0.00	0.00
4731301. PHILIPS COLOUR TV. 14"	EACH	LAH	8150.00	8150.00	8150.00	0.00	0.00
		RAW	8250.00	8250.00	8250.00	0.00	0.00
		KAR	8400.00	8400.00	8400.00	0.00	0.00
4731302. L.G.COLOUR TV. 14"	EACH	LAH	8100.00	8100.00	8100.00	0.00	0.00
		RAW	7900.00	7900.00	7900.00	0.00	0.00
		KAR	8150.00	8150.00	8150.00	0.00	0.00
4731303. SONY COLOUR TV 14"	EACH	LAH	13000.00	13000.00	13000.00	0.00	0.00
		RAW	10250.00	10250.00	10250.00	0.00	0.00
		KAR	8000.00	8000.00	8000.00	0.00	0.00
4731304. PANASONIC COLOUR TV 14"	EACH	RAW	9250.00	9250.00	9250.00	0.00	0.00
		KAR	7750.00	7750.00	7750.00	0.00	0.00
		LAH	11000.00	11000.00	11000.00	0.00	0.00
4731305. PHILIPS COLOUR TV. 20"	EACH	RAW	13900.00	13900.00	13900.00	0.00	0.00
		KAR	12750.00	12750.00	12750.00	0.00	0.00
		LAH	13400.00	13400.00	13400.00	0.00	0.00
4731306. L.G.COLOUR TV. 20"	EACH	RAW	12250.00	12250.00	12250.00	0.00	0.00
		KAR	13000.00	13000.00	13000.00	0.00	0.00
		LAH	14700.00	14700.00	14700.00	0.00	0.00
4731307. L.G. COLOUR TV. 21"	EACH	RAW	12250.00	12250.00	12250.00	0.00	0.00
		KAR	16100.00	16100.00	16100.00	0.00	0.00
		LAH	18800.00	18800.00	18800.00	0.00	0.00
4731308. SONY COLOUR TV 20"	EACH	RAW	17100.00	17100.00	17100.00	0.00	0.00
		KAR	17200.00	17200.00	17200.00	0.00	0.00
		LAH	620000.00	620000.00	575000.00	0.00	7.83
110. Motor Vehicles							
4911301. CAR SUZUKI MEHRAN 800CC SB308R VX	EACH	KAR	620000.00	620000.00	575000.00	0.00	7.83
4911302. SUZUKI CULTUS 1000CC SF410 VXR M PE	EACH	KAR	1039000.00	1039000.00	985000.00	0.00	5.48
4911303. SUZUKI RAVI 800 CC PICKUP(ST 308R)	EACH	KAR	637000.00	637000.00	602000.00	0.00	5.81
4911304. CAR TOYOTA 1300 CC XLI	EACH	KAR	1539000.00	1539000.00	1534000.00	0.00	0.33
4911305. CAR HONDA CIVIC 1800CC(iVTEC MANUAL)	EACH	LAH	2021000.00	2051000.00	1969000.00	-1.46	2.64
4911306. ISUZU BUS CHASIS MT 112 K	EACH	KAR	3325000.00	3325000.00	3325000.00	0.00	0.00
4911401. ISUZU TRUCK CHASIS FTR 12 K	EACH	KAR	3850000.00	3850000.00	3850000.00	0.00	0.00
111. Motorcycles							
4991201. MOTOR CYCLE YB-100ROYAL YAMAHA	EACH	KAR	75375.00	75375.00	74600.00	0.00	1.04
4991202. MOTOR CYCLE CD-70 HONDA	EACH	KAR	66350.00	66350.00	64480.00	0.00	2.90
4991203. MOTOR CYCLE PAK HERO 70 CC.	EACH	LAH	42000.00	42000.00	41500.00	0.00	1.20
		MUL	42000.00	42000.00	42000.00	0.00	0.00
		KAR	45000.00	44000.00	42500.00	2.27	5.88
4991204. MOTOR CYCLE SUPER ASIA 70 CC.	EACH	LAH	42500.00	42500.00	42500.00	0.00	0.00
		MUL	45000.00	45000.00	41500.00	0.00	8.43
		KAR	42500.00	42500.00	42500.00	0.00	0.00
4991205. MOTOR CYCLE SUZUKI STD 110CC.	EACH	HYD	42000.00	42000.00	42000.00	0.00	0.00
4991205. MOTOR CYCLE SUZUKI STD 110CC.	EACH	KAR	71300.00	71300.00	71300.00	0.00	0.00
112. Bicycles							
4992101. BICYCLE PECO FOR GENTS POPULAR	EACH	LAH	5000.00	5000.00	5000.00	0.00	0.00
4992102. BICYCLE PECO FOR BMX SHAHEEN	EACH	LAH	3500.00	3500.00	3500.00	0.00	0.00
4992103. BICYCLE SOHRAB SUPER	EACH	LAH	5950.00	5950.00	5850.00	0.00	1.71
		KAR	6450.00	6450.00	5750.00	0.00	12.17
4992104. BICYCLE SOHRAB VIP STUDENT	EACH	LAH	5900.00	5900.00	5800.00	0.00	1.72
		KAR	5700.00	5700.00	5300.00	0.00	7.55

7.11 Intercity Consumer Prices April, 2014

Description	Unit	Rawal-pindi	Islama-bad	Attock	Jehlum	Lahore	Sahiwal	Gujran-wala	Wazira-bad	Sialkot	Faisal-abad
WHEAT	10 KG.	402.50	402.50	390.00	403.75	413.13	394.00	395.00	415.50	400.00	357.00
WHEAT FLOUR FINE/SUPERIOR.	KG.	57.33	59.75	48.00	48.00	48.00	46.00	45.00	50.00	50.00	49.00
WHEAT FLOUR AVG. QLTY	KG.	40.15	40.38	39.88	41.51	41.64	40.00	39.75	44.00	40.00	41.00
WHEAT FLOUR BAG	10 KG.	401.46	403.75	398.75	415.13	397.00	400.00	397.50	400.00	400.00	392.50
MAIDA	KG.	57.75	59.75	55.00	60.00	56.43	50.00	60.00	60.00	60.00	51.75
SUJI	KG.	57.75	59.75	55.00	60.00	57.50	50.00	60.00	60.00	60.00	53.75
BESAN AV. QLTY.	KG.	80.00	90.00	80.00	72.50	78.57	70.00	71.00	70.00	70.00	75.50
RICE BASMATI SUP. QLTY.	KG.	151.67	158.75	155.00	145.00	141.43	145.00	127.50	125.00	126.25	132.50
RICE BASMATI 385/386	KG.	136.25	145.00	125.00	95.00	112.50	90.00	52.50	70.00	105.00	95.00
RICE BASMATI BROKEN AV.QLTY	KG.	80.83	86.25	87.50	80.00	76.79	80.00	70.00	65.00	70.00	83.75
RICE IRR1-6 (SINDH/PUNJAB)	KG.	60.83	62.50	50.00	60.00	63.07	50.00	52.50	52.50	52.50	65.00
VERMICELLI	KG.	87.50	92.50	92.50	80.00	97.50	60.00	72.00	80.00	70.00	83.75
BREAD PLAIN MEDIUM SIZE	EACH	40.00	40.00	40.00	37.50	40.00	40.00	40.00	40.00	40.00	40.00
RUSK (PAPAY)	KG.	238.33	253.75	160.00	230.00	192.50	215.00	160.00	160.00	140.00	195.00
BISCUITS-PACKED	PKT	35.00	35.00	35.00	35.00	35.00	35.00	35.00	35.00	35.00	35.00
BISCUIT-BAKERY (LOOSE)	250 GM	98.75	102.50	72.50	95.00	86.43	100.00	110.00	100.00	50.00	73.75
CORNFLAKS FAUJI 225 GM.	PKT	166.50	166.50	166.50	166.50	171.00	171.00	166.50	166.50	166.50	171.00
SAMOSA (VEGATABLE)	EACH	12.75	14.25	11.00	12.50	15.18	10.00	15.00	10.00	15.00	18.00
PASTRY AV.QLTY.	EACH	28.33	32.19	37.50	30.00	30.00	30.00	35.00	30.00	15.00	23.75
PATTIES (VEGATABLES)	EACH	25.42	27.00	21.00	25.00	30.00	25.00	20.00	15.00	15.00	23.75
NIMCO	250 GM	80.00	79.38	57.50	65.00	65.00	90.00	35.00	29.00	40.00	67.50
CHIPS	250 GM	80.00	79.38	72.50	67.50	77.32	70.00	65.00	62.50	60.00	66.25
BEEF WITH BONE AV.QLTY.	KG	300.00	310.00	260.00	290.00	318.93	250.00	280.00	280.00	280.00	275.00
MUTTON AV.QLTY.	KG	627.50	643.75	575.00	575.00	639.29	500.00	600.00	550.00	600.00	600.00
CHICKEN FARM BROILER (LIVE)	KG	154.50	167.38	157.00	162.00	154.36	165.00	157.00	165.00	157.00	152.50
FISH-RAHU MEDIUM SIZE	KG	270.00	286.25	310.00	265.00	300.00	250.00	300.00	280.00	280.00	260.00
MILK FRESH (UNBOILED)	LTR.	76.25	84.38	72.50	67.50	60.54	60.00	70.00	65.00	60.00	63.75
CURD	KG.	84.17	98.13	77.50	72.50	70.00	70.00	80.00	75.00	70.00	75.00
MILK TETRA PACK 1/2 LTR.	PKT.	60.00	60.00	50.00	60.00	60.00	50.00	50.00	50.00	50.00	50.00
LACTOGEN 400 GRAMS	PKT.	425.00	425.00	425.00	425.00	380.00	425.00	400.00	420.00	375.00	425.00
POWDER MILK NIDO 400GM.	PKT	325.00	325.00	325.00	325.00	325.00	325.00	325.00	325.00	325.00	325.00
MILK POWDER LOOSE/PACKED	KG.	503.75	508.75	490.00	500.00	428.93	470.00	480.00	480.00	420.00	460.00
BUTTER LOCAL PACKED	50 GM.	25.00	25.00	25.00	35.00	32.00	25.00	30.00	30.00	25.00	32.00
EGGS FARM	DOZ	74.83	83.75	78.00	84.00	82.29	85.00	84.00	83.00	90.00	104.50
MUSTARD OIL AV.QLTY.	KG.	232.50	240.00	245.00	210.00	188.93	170.00	170.00	180.00	155.00	190.00
COOKING OIL (DALDA)	2.5LTR	540.00	540.00	540.00	540.00	535.00	530.00	545.00	515.00	545.00	535.00
COOKING OIL (PAKWAN) OTHER BRAND SPECIFY	2.5 LTR	443.33	452.50	445.00	450.00	545.00	510.00	530.00	530.00	505.00	525.00
VEGETABLE GHEE TIN	2.5KG.	510.00	510.00	510.00	510.00	505.00	512.50	505.00	505.00	505.00	505.00
VEGETABLE GHEE (LOOSE)	KG.	163.08	168.75	156.00	170.00	162.86	200.00	155.00	155.00	155.00	152.25
DATES AV.QLTY.	KG.	205.00	228.75	210.00	205.00	211.79	195.00	152.50	160.00	190.00	200.00
PISTACHIO AV.QLTY.	50 GM.	138.33	145.00	162.50	145.00	107.86	140.00	120.00	130.00	150.00	77.50
ALMONDS WHOLE AV.QLTY.	KG.	510.42	520.00	440.00	490.00	575.00	550.00	275.00	300.00	425.00	425.00
COCONUT DRY AV.QLTY.	KG.	277.50	302.50	285.00	270.00	228.93	240.00	280.00	280.00	270.00	220.00
RAISINS AV.QLTY.	50 GM.	21.00	23.25	21.00	22.50	30.43	20.00	17.50	16.50	20.00	21.25
GROUNDNUTS (WITH SHELL)	KG.	173.33	190.00	155.00	210.00	265.00	250.00	180.00	180.00	190.00	200.00
MALTA/MOSAMBI	DOZ	163.33	188.75	155.00	125.00	117.50	225.00	120.00	120.00	140.00	110.00
KINNU	DOZ	121.67	158.75	175.00	125.00	158.57	175.00	110.00	110.00	160.00	110.00
APPLE	KG	115.83	143.75	145.00	95.00	155.71	75.00	135.00	145.00	85.00	110.00
ALOO BUKHARA	KG	0.00	0.00	0.00	0.00	0.00	0.00	0.00	0.00	0.00	0.00
POMEGRANATE (ANNAR)	KG	0.00	0.00	0.00	0.00	0.00	0.00	0.00	0.00	0.00	0.00
GRAPES	KG	0.00	0.00	0.00	0.00	0.00	0.00	0.00	0.00	0.00	0.00
BANANAS	DOZ	110.83	161.25	80.00	72.50	87.32	55.00	77.50	72.50	85.00	55.00
MANGO KALMI	KG	0.00	0.00	0.00	0.00	0.00	0.00	0.00	0.00	0.00	0.00
GUAVA	KG	95.00	112.50	90.00	72.50	95.00	55.00	80.00	80.00	100.00	75.00

Contd.

7.11 Intercity Consumer Prices April, 2014

Description	Unit	Rawal- pindi	Islama- bad	Attock	Jhelum	Lahore	Sahiwal	Gujran- wala	Wazira- bad	Sialkot	Faisal- abad
WATERMELON (TURBOOZ)	KG	62.50	73.75	60.00	55.00	47.50	65.00	70.00	16.50	45.00	45.00
MUSKMELON (KHARBOOZA)	KG	69.17	85.00	77.50	65.00	61.43	55.00	55.00	60.00	60.00	47.50
SWEETMELON (GARMA)	KG	0.00	0.00	0.00	0.00	0.00	0.00	0.00	0.00	0.00	0.00
PULSE MASOOR (WHOLE)	KG.	126.25	138.13	117.50	127.50	147.32	130.00	105.00	100.00	117.50	130.00
PULSE MASOOR (WASHED)	KG.	132.54	141.25	117.50	125.00	157.32	135.00	150.00	150.00	122.50	147.75
PULSE MOONG (WASHED)	KG.	147.92	161.88	150.00	157.50	157.32	140.00	140.00	140.00	145.00	147.75
PULSE MASH (WASHED)	KG.	136.04	150.00	140.00	162.50	143.57	135.00	150.00	140.00	147.50	142.50
PULSE GRAM	KG.	75.83	88.75	72.00	70.00	68.14	65.00	67.50	65.00	65.00	68.25
GRAM WHOLE BLACK AV QLTY.	KG.	79.58	88.75	67.00	70.00	62.21	70.00	65.00	65.00	60.00	70.75
GRAM WHOLE YELLOW AV.QLTY	KG.	113.75	123.75	102.50	102.50	75.00	120.00	97.50	100.00	100.00	83.75
BEANS (LAL LOBIA)	KG.	164.58	172.50	160.00	155.00	196.43	180.00	142.50	150.00	140.00	155.00
POTATOES	KG	62.92	66.25	55.00	60.00	56.43	57.50	57.50	60.00	60.00	56.25
ONION	KG	48.33	53.75	40.00	40.00	43.21	41.00	32.50	40.00	50.00	37.50
TURNIP	KG	0.00	0.00	0.00	0.00	0.00	0.00	0.00	0.00	0.00	0.00
RADISH	KG	0.00	0.00	0.00	0.00	0.00	0.00	0.00	0.00	0.00	0.00
TOMATOES	KG	65.00	71.25	50.00	47.50	46.96	52.50	50.00	45.00	50.00	58.75
CABBAGE	KG	39.58	46.25	25.00	37.50	33.21	23.00	20.00	20.00	30.00	22.50
CAULIFLOWER	KG	58.54	55.00	30.00	37.50	37.86	37.50	30.00	30.00	40.00	35.00
BRINJAL	KG	0.00	0.00	0.00	0.00	0.00	0.00	0.00	0.00	0.00	0.00
PUMPKIN	KG	0.00	0.00	0.00	0.00	0.00	0.00	0.00	0.00	0.00	0.00
BOTTLEGOURD	KG	61.67	68.75	50.00	45.00	43.21	40.00	35.00	30.00	50.00	43.75
LADY FINGER	KG	0.00	0.00	0.00	0.00	0.00	0.00	0.00	0.00	0.00	0.00
PEAS	KG	78.33	91.25	60.00	75.00	67.68	55.00	72.50	70.00	47.50	87.50
SPINACH	KG	0.00	0.00	0.00	0.00	0.00	0.00	0.00	0.00	0.00	0.00
TINDA	KG	47.50	54.38	30.00	25.00	147.50	75.00	80.00	80.00	180.00	95.00
TURAI	KG	0.00	0.00	0.00	0.00	0.00	0.00	0.00	0.00	0.00	0.00
KARAILA	KG	0.00	0.00	0.00	0.00	0.00	0.00	0.00	0.00	0.00	0.00
ARVI	KG	0.00	0.00	0.00	0.00	0.00	0.00	0.00	0.00	0.00	0.00
CHILLIES GREEN	KG	91.67	108.75	60.00	75.00	95.00	55.00	50.00	50.00	50.00	65.00
CARROT	KG	52.08	58.75	45.00	45.00	43.39	35.00	40.00	40.00	30.00	47.50
COCUMBER (KHEERA)	KG	37.92	43.75	25.00	25.00	43.39	17.50	20.00	20.00	30.00	21.25
LEMON	250GM	42.92	54.38	22.50	35.00	20.07	26.25	15.00	15.00	30.00	32.50
SUGAR REFINED	KG.	53.92	59.13	54.50	55.50	53.79	52.00	52.00	54.00	52.00	51.50
GUR AV.QLTY	KG.	90.83	105.00	92.50	95.00	78.93	65.00	77.50	90.00	77.50	76.25
HONEY LANGANESE 500 GM.	BOTTLE	841.67	855.00	805.00	830.00	830.00	680.00	780.00	780.00	650.00	725.00
MILO 200 GM.	BOTTLE	166.50	166.50	166.50	166.50	190.00	220.00	173.33	173.33	222.00	200.00
CUSTARD POWDER RAFHAN 300 GM.	PKT	70.00	70.00	70.00	70.00	75.00	75.00	75.00	75.00	72.50	70.00
TOFFEE (HILAL)	EACH	1.00	1.00	1.00	1.00	1.00	2.00	1.00	1.00	1.00	2.00
CHOWKELATE CANDY (SMALL SIZE)	EACH	5.00	5.00	5.00	5.00	5.00	5.00	5.00	5.00	5.00	5.00
SWEETMEAT (MIXED)	KG	333.75	352.50	270.00	330.00	261.43	340.00	340.00	250.00	250.00	250.00
ICE CREAM WALLS	CUP.	40.00	40.00	40.00	40.00	40.00	40.00	40.00	40.00	40.00	40.00
ICE	KG	17.50	17.50	12.50	17.50	10.00	10.00	10.00	10.00	10.00	6.50
JAM AHMED/MITCHELLES	BOTTLE	130.00	130.00	130.00	130.00	135.00	130.00	120.00	120.00	115.00	130.00
SQUASH-MITCHELLES	BOTTLE	150.00	150.00	150.00	150.00	150.00	150.00	140.00	140.00	135.00	150.00
ROOH AFZA	BOTTLE	140.00	140.00	140.00	140.00	130.00	150.00	130.00	130.00	140.00	145.00
JAM-E-SHIREEN	BOTTLE	150.00	150.00	150.00	150.00	150.00	145.00	145.00	145.00	145.00	145.00
SAUNF	50 GM	19.00	19.00	15.50	17.50	20.00	15.00	15.00	15.00	17.50	15.75
CINAMON LOOSE AV. QLTY	50 GM.	18.92	18.88	19.00	27.50	20.14	20.00	13.00	16.00	20.00	22.50
CUMINSEED WHITE NATIONAL	50 GM.	52.00	52.00	52.00	52.00	50.00	50.00	52.00	52.00	50.00	52.00
PEPPER BLACK NATIONAL	50 GM.	96.00	96.00	96.00	96.00	96.00	96.00	80.00	80.00	96.00	96.00
CLOVES LOOSE AV.QLTY	50 GM.	94.58	97.50	117.50	95.00	108.04	120.00	100.00	100.00	95.00	98.25
CARDAMOM LARGE LOOSE AV.QLTY	50 GM.	120.00	121.25	122.50	135.00	135.18	140.00	130.00	130.00	105.00	102.50
CARDAMOM SMALL AV.QLTY	50 GM.	114.17	127.50	102.50	105.00	100.36	140.00	100.00	100.00	95.00	77.50
SALT-POWDERED (LAHORI) LOOSE	KG.	9.75	10.00	9.00	12.00	10.00	10.00	10.00	10.00	9.00	8.50

Contd.

7.11 Intercity Consumer Prices April, 2014

Description	Unit	Rawal- pindi	Islama- bad	Attock	Jehlum	Lahore	Sahiwal	Gujran- wala	Wazira- bad	Sialkot	Faisal- abad
SALT POWDERED (NATIONAL/SHAN)	PKT	25.00	25.00	25.00	25.00	25.00	25.00	25.00	25.00	20.00	20.00
CHILLIES POWD.NATIONAL 200GM	PKT	105.00	105.00	105.00	105.00	105.00	105.00	105.00	105.00	105.00	105.00
CHILLIES POWDER LOOS	KG.	233.33	248.75	210.00	210.00	209.29	200.00	200.00	200.00	225.00	205.00
CORRIANDER SEED POWD.NATIONAL	PKT	88.00	88.00	78.00	88.00	78.00	78.00	88.00	88.00	78.00	88.00
CORRIANDER SEED (LOOSE)	KG.	216.25	228.75	250.00	240.00	295.36	200.00	240.00	260.00	200.00	188.75
TURMERIC POWD.NATIONAL 50GM	PKT.	35.00	35.00	35.00	35.00	35.00	35.00	35.00	35.00	35.00	35.00
CURRY POWD. NATIONAL 200 GM	PKT.	87.00	87.00	87.00	87.00	86.00	86.00	87.00	87.00	86.00	86.00
TOMATO KETCHUP AHMED/MITCHL	BOTTLE	80.00	80.00	80.00	85.00	75.00	85.00	80.00	80.00	75.00	85.00
PICKLES AHMED/MITCHELLES	BOTTLE	105.00	105.00	105.00	100.00	95.00	95.00	90.00	90.00	90.00	110.00
VINEGAR SYNTHETIC (SIRKA)	BOTTLE	85.00	85.00	77.50	75.00	70.00	80.00	70.00	70.00	70.00	95.00
GARLIC	KG	165.00	185.00	110.00	155.00	145.71	110.00	117.50	132.50	125.00	110.00
GINGER	KG	310.00	326.25	285.00	290.00	277.86	250.00	240.00	220.00	280.00	230.00
TAPAL DANEDAR TEA 200GM PACKET	PKT	131.58	131.58	131.58	131.58	131.58	131.58	131.58	131.58	131.58	131.58
TEA LIPTON YELLOW LABEL 200GM.	PKT.	147.37	147.37	147.37	147.37	147.37	147.37	147.37	147.37	147.37	147.37
TEA LOOSE KENYA AV.QLTY 250GM.	PKT.	132.08	132.50	157.50	145.00	125.00	150.00	160.00	125.00	130.00	149.00
COFFEE-NESCAFE 75 GM. **	BOTTLE	325.00	325.00	325.00	332.50	300.00	330.00	280.00	280.00	275.00	320.00
COLD DRINK (STANDARD SZ)	BOTTLE	25.00	25.00	20.00	25.00	22.00	24.25	20.00	20.00	20.00	25.00
FRUIT JUICE TETRA PACK	PKT.	17.50	17.50	15.00	17.50	20.00	18.00	20.00	20.00	15.00	20.00
MINERAL WATER NESTLE 1.5 LTR	BOTTLE	45.00	45.00	45.00	45.00	45.00	45.00	45.00	45.00	45.00	45.00
CIGARETTES K-2 10'S **	PKT	39.00	39.00	40.00	39.00	40.00	38.00	40.00	40.00	40.00	40.00
CIGARETTES CAPSTAN 10'S **	PKT	40.00	40.00	40.00	40.00	40.00	40.00	40.00	40.00	40.00	40.00
CIGARETTES GOLD LEAF 20'S	PKT	90.00	90.00	90.00	90.00	90.00	90.00	90.00	90.00	90.00	90.00
CIGARETTES MORVEN GOLD 20'S	PKT	40.00	40.00	40.00	40.00	40.00	40.00	40.00	40.00	40.00	40.00
BETEL LEAVES	50GM.	73.33	75.63	77.50	45.00	78.21	60.00	80.00	80.00	60.00	80.00
BETEL NUTS	KG.	405.00	435.00	410.00	225.00	322.86	290.00	250.00	270.00	290.00	280.00
LONG CLOTH 57" GUL AHMED/AL-KARAM	METER	165.00	175.00	165.00	245.00	247.14	215.00	127.50	150.00	117.50	237.50
SHIRTING AV.QLTY.	METER	155.00	162.50	155.00	155.00	118.57	230.00	175.00	140.00	165.00	125.00
PANT CLOTH W & WEAR AV.QLTY	METER	367.50	367.50	370.00	375.00	277.14	400.00	355.00	312.50	215.00	437.50
LAWN PRINTED GUL AHMED/AL-KARAM	METER	230.00	245.00	230.00	215.00	261.07	270.00	177.50	175.00	177.50	150.00
GEORGETTE AV.QLTY	METER	142.50	145.00	145.00	142.50	110.54	110.00	132.50	115.00	120.00	102.50
LINEN AV.QLTY ***	METER	144.17	151.25	142.50	145.00	160.18	205.00	112.50	100.00	120.00	140.00
HEAVY WT SUITING LAWERNCPUR AVG QLTY	METER	1425.00	1425.00	1425.00	1425.00	1175.00	1050.00	1050.00	1050.00	925.00	1375.00
HEAVY WT SUITING LAWERNCPUR SUP QLTY	METER	1825.00	1825.00	1825.00	1825.00	1475.00	1200.00	2350.00	2350.00	950.00	1525.00
TROPICAL SUITING LAW.PUR	METER	1225.00	1225.00	1225.00	1225.00	825.00	950.00	925.00	925.00	800.00	1100.00
PANT BOY 24"/26" LENGTH.	EACH	525.00	550.00	537.50	462.50	350.71	500.00	525.00	475.00	380.00	400.00
SHIRT BOY 24"/26" LENGTH	EACH	359.58	375.00	362.50	362.50	331.79	375.00	425.00	350.00	355.00	277.50
SCHOOL UNI. PANT,SHIRT BOYS	SUIT	510.00	545.63	525.00	540.00	523.21	700.00	925.00	875.00	625.00	475.00
SCHOOL UNI. KAMEEZ,SHAL.BOYS	SUIT	507.92	550.00	512.50	482.50	448.21	550.00	875.00	825.00	625.00	475.00
SCHOOL UNI. KAMEEZ,SHAL.GIRL	SUIT	475.00	471.88	485.00	455.00	471.43	475.00	875.00	825.00	575.00	562.50
FROCK W/WEAR GIRLS	EACH	1733.33	1768.75	1750.00	1050.00	842.86	1050.00	825.00	775.00	625.00	675.00
AWAMI-SUIT W & W(BOY) 24"/26	SUIT	1683.33	1725.00	1675.00	1225.00	835.71	1100.00	1050.00	975.00	825.00	556.25
AWAMI-SUIT W&W (GENTS)AV.QLTY	SUIT	1645.83	1712.50	1625.00	1525.00	850.00	1550.00	1025.00	925.00	950.00	837.50
PULLOVER GENTS OXFORD/BON.	EACH	2650.00	2650.00	2650.00	2835.00	2475.00	2675.00	3050.00	3050.00	2780.00	3100.00
PULLOVER LADIES OXFORD/BON.	EACH	2650.00	2650.00	2650.00	2575.00	2525.00	2540.00	2850.00	2850.00	2780.00	2500.00
PULLOVER (GENTS) OTHERS A.QLTY	EACH	1041.67	1056.25	1100.00	875.00	825.00	800.00	525.00	550.00	650.00	662.50
SECOND-HAND COAT FOR MEN	EACH	460.42	500.00	375.00	412.50	576.79	300.00	500.00	400.00	475.00	390.00
SECONDHAND SWEETER FOR MEN DUP QLTY	EACH	270.83	0.00	210.00	162.50	467.86	250.00	575.00	475.00	287.50	212.50
SECONDHAND WINTER JACKET	EACH	525.00	0.00	425.00	450.00	617.86	350.00	600.00	525.00	325.00	375.00
UNDERWEAR AV.QLTY MEDIUM SIZE	EACH	175.83	179.38	155.00	182.50	120.00	150.00	125.00	122.50	100.00	75.00
VEST FOR MEN AV.QLTY.	EACH	179.17	173.13	145.00	182.50	125.36	150.00	125.00	105.00	112.50	110.00
VEST/SHAMEEZ (WOMEN) AVG. QLTY	EACH	188.33	201.25	170.00	145.00	149.29	150.00	142.50	130.00	125.00	112.50
SOCKS NYLON (PAKISTANI)	PAIR	89.58	102.50	77.50	87.50	90.71	95.00	110.00	80.00	65.00	65.00
BRASSIER AV.QLTY.	EACH	213.33	214.38	190.00	105.00	125.36	175.00	150.00	107.50	175.00	112.50
BRASSIER SUP QLTY	EACH	473.75	529.38	475.00	305.00	607.14	490.00	335.00	270.00	425.00	340.00

Contd.

7.11 Intercity Consumer Prices April, 2014

Description	Unit	Rawal- pindi	Islama- bad	Attock	Jhelum	Lahore	Sahiwal	Gujran- wala	Wazira- bad	Sialkot	Faisal- abad
DOPATTA GEORGETTE AV. QLTY.	EACH	327.92	338.13	310.00	322.50	317.86	225.00	275.00	235.00	275.00	231.25
DOPATTA COTTON AV GLTY	EACH	291.67	312.50	255.00	225.00	158.57	180.00	162.50	168.75	225.00	171.25
CHADDAR (W/WEAR) (2x2.5 MTR)	EACH	363.33	393.75	362.50	395.00	329.46	375.00	265.00	260.00	275.00	331.25
LUNGI/DHOTI(COTTON) AVG. QLTY	EACH	380.83	395.63	355.00	205.00	231.07	375.00	205.00	250.00	195.00	262.50
HANDKERCHIEF AVG. QLTY PAK	EACH	25.83	27.50	27.50	22.50	25.71	40.00	50.00	35.00	30.00	32.50
HANDKERCHIEF SUP. QLTY PAK	EACH	37.08	37.50	32.50	32.50	37.50	75.00	75.00	50.00	42.50	55.00
GLOVES AV QLTY	PAIR	142.50	147.50	145.00	110.00	73.21	105.00	105.00	70.00	75.00	70.00
AZARBAND COTTON AVG. QLTY	EACH	15.00	15.00	17.50	22.50	15.36	17.50	25.00	25.00	10.00	13.50
SEWING THREAD/REEL(ASLI PARI)	EACH	9.00	9.00	7.50	9.00	6.00	6.00	6.00	6.00	5.00	5.50
WASHING CHARGES PAINT & SHIRT	SUIT	90.00	90.00	90.00	175.00	53.21	110.00	150.00	130.00	150.00	65.00
DRY CLEANING SUIT COAT PANT	SUIT	533.33	575.00	280.00	475.00	370.00	337.50	375.00	350.00	350.00	307.50
WASHING CH. (KAMIZ-SHALWAR)	PAIR	90.00	90.00	60.00	90.00	51.07	80.00	100.00	70.00	90.00	65.00
TAILORING SHIRT	EACH	366.67	387.50	275.00	475.00	333.04	375.00	300.00	350.00	275.00	275.00
TAILORING CHARGES PANT (MEN)	EACH	762.50	812.50	475.00	650.00	478.57	650.00	425.00	550.00	550.00	450.00
TAILORING COAT-PANT SUIT	SUIT	3466.67	3562.50	2900.00	3150.00	4360.71	4000.00	3050.00	3000.00	3250.00	3250.00
TAILORING AWAMI-SUIT (MALE)	SUIT	533.33	587.50	425.00	512.50	462.50	550.00	475.00	500.00	400.00	450.00
TAILORING SUIT FEMALE	SUIT	458.33	506.25	335.00	475.00	439.29	350.00	425.00	400.00	437.50	375.00
GENTS SHOES PAUL BATA	PAIR	1199.00	1199.00	1199.00	1199.00	1199.00	1199.00	1199.00	1199.00	1199.00	1199.00
GENTS SANDAL BATA	PAIR	699.00	699.00	699.00	699.00	699.00	699.00	699.00	699.00	699.00	699.00
GENTS SPOUNG CHAPPA BATA	PAIR	179.00	179.00	179.00	179.00	179.00	179.00	179.00	179.00	179.00	179.00
LADIES SANDAL BATA	PAIR	499.00	499.00	499.00	499.00	499.00	499.00	499.00	499.00	499.00	499.00
LADIES SPOUNG CHAPPA BATA	PAIR	179.00	179.00	179.00	179.00	179.00	179.00	179.00	179.00	179.00	179.00
CHILD SHOE POWER LITE BATA	PAIR	599.00	599.00	599.00	599.00	599.00	599.00	599.00	599.00	599.00	599.00
GENTS SHOE, ART 1109 SERVICE	PAIR	999.00	999.00	999.00	999.00	999.00	999.00	999.00	999.00	999.00	999.00
NYLON JOGGER 27 SIZE 2-5 ***	PAIR	1299.00	1299.00	1299.00	1299.00	1299.00	1299.00	1299.00	1299.00	1299.00	1299.00
CHINA FOOT WEAR AV. QLTY (MALE) *	PAIR	925.00	975.00	825.00	825.00	744.64	450.00	450.00	600.00	475.00	512.50
CHINA FOOT WEAR AV. QLTY (FEMALE) *	PAIR	825.00	875.00	825.00	675.00	637.50	500.00	350.00	450.00	325.00	287.50
CHINA FOOT WEAR AV. QLTY (CHILDREN) *	PAIR	783.33	825.00	625.00	675.00	483.93	450.00	320.00	350.00	325.00	243.75
SHOE REPAIR HALF SOLE	PAIR	105.83	105.00	105.00	110.00	105.00	100.00	95.00	100.00	60.00	117.50
SHOES POLISH CHARGES AVERAGE SHOP	PAIR	20.00	20.00	20.00	20.00	15.00	15.00	15.00	15.00	10.00	15.00
HOUSE RENT (combined)	MONTH	11778.00	42234.00	4009.00	5402.00	11975.00	6627.00	4695.00	2882.00	5526.00	5009.00
rent 2	pm	11778.00	42234.00	4009.00	5402.00	11975.00	6627.00	4695.00	2882.00	5526.00	5009.00
RENT3	PM	11778.00	42234.00	4009.00	5402.00	11975.00	6627.00	4695.00	2882.00	5526.00	5009.00
RENT4	PM	11778.00	42234.00	4009.00	5402.00	11975.00	6627.00	4695.00	2882.00	5526.00	5009.00
RENT5	PM	11778.00	42234.00	4009.00	5402.00	11975.00	6627.00	4695.00	2882.00	5526.00	5009.00
RENT6	PM	11778.00	42234.00	4009.00	5402.00	11975.00	6627.00	4695.00	2882.00	5526.00	5009.00
SYNTHETIC ENEMAL ROBIALAC BALTI 3.64 LTR.	EACH	1660.00	1660.00	1680.00	1725.00	1935.00	1610.00	1790.00	1790.00	1790.00	1720.00
SYNTHETIC ENEMAL ICI BALTI 3.64 LTR.	EACH	1740.00	1740.00	1700.00	1775.00	1935.00	2050.00	1800.00	1815.00	1815.00	1785.00
CEMENT (LOCAL) SPECIFY BRAND NAME	BAG	510.00	512.50	500.00	510.00	515.00	500.00	515.00	510.00	510.00	505.00
BRICKS (NEW) IST CLASS	P/1000	8400.00	8400.00	8450.00	6450.00	7703.57	5250.00	7500.00	7500.00	7500.00	6125.00
CEMENT BLOCKS (6"x8"x12")	P/100	0.00	0.00	0.00	0.00	0.00	0.00	0.00	0.00	0.00	0.00
BAJREE	100CFT	3650.00	3650.00	3525.00	3450.00	5535.71	5000.00	5000.00	5000.00	5000.00	4500.00
SAND (BLACK PIT SAND)	K100CFT	2850.00	2850.00	1475.00	2100.00	2207.14	3000.00	2400.00	1600.00	3350.00	2000.00
TIMBER SHESHAM LOG IST QUALITY	cubmt.	60917.50	60917.50	60917.50	60767.50	62750.00	45903.00	50323.50	52111.00	39500.00	63558.00
IRON BAR (M.S. BAR) 1/2"	P/TON	77000.00	77000.00	75250.00	74000.00	72000.00	75000.00	75000.00	74000.00	76000.00	73750.00
CARPANTER WAGE RATE	P/DAY	900.00	950.00	675.00	700.00	730.36	650.00	700.00	650.00	700.00	600.00
MASON (RAJ) WAGE RATE	P/DAY	900.00	950.00	675.00	700.00	762.50	650.00	800.00	750.00	825.00	775.00
UNSKILLED LABOUR WAGE RATE	P/DAY	525.00	525.00	400.00	400.00	500.00	400.00	450.00	400.00	475.00	425.00
PLUMBER WAGE RSTE	P/DAY	900.00	950.00	675.00	700.00	726.79	0.00	625.00	600.00	0.00	625.00
ELECTICIAN WAGE RATE PER DAY **	P/DAY	0.00	0.00	0.00	0.00	730.36	0.00	650.00	600.00	0.00	0.00
ELECTICIAN WAGE RATE PER POINT **	P/PNT	155.00	170.00	110.00	135.00	125.00	100.00	115.00	120.00	127.50	115.00
WATER CHARGES PER HOUSE	P/MONTH	139.00	96.00	80.00	80.00	300.00	30.00	100.00	70.00	100.00	128.75
ELECT.CHARGES UPTO 50 UNITS	P/UNIT	2.00	2.00	2.00	2.00	2.00	2.00	2.00	2.00	2.00	2.00
ELECT.CHARGES 01 - 100 UNIT	P/UNIT	5.79	5.79	5.79	5.79	5.79	5.79	5.79	5.79	5.79	5.79

Contd.

7.11 Intercity Consumer Prices April, 2014

Description	Unit	Rawal- pindi	Islama- bad	Attock	Jehlum	Lahore	Sahiwal	Gujran- wala	Wazira- bad	Sialkot	Faisal- abad
ELECT.CHARGES 101 - 300 UNIT	P/UNIT	9.70	9.70	9.70	9.70	9.70	9.70	9.70	9.70	9.70	9.70
ELECT.CHARGES 301 - 1000 UNIT	P/UNIT	15.27	15.27	15.27	15.27	15.27	15.27	15.27	15.27	15.27	15.27
ELECT.CHARGES ABOVE 1000 UNIT	P/UNIT	17.41	17.41	17.41	17.41	17.41	17.41	17.41	17.41	17.41	17.41
ELEC	PM	10.03	10.03	10.03	10.03	10.03	10.03	10.03	10.03	10.03	10.03
GAS CHR9 upto 3.3719 MMBUT	MMBTU	124.18	124.18	124.18	124.18	124.18	124.18	124.18	124.18	124.18	124.18
GAS CHR9 3.3719 - 6.7438 MMBUT	MMBTU	248.37	248.37	248.37	248.37	248.37	248.37	248.37	248.37	248.37	248.37
GAS CHR9 6.7438 - 10.1157 MMBUT	MMBTU	248.37	248.37	248.37	248.37	248.37	248.37	248.37	248.37	248.37	248.37
GAS CHR910.1157 - 13.4876 MMBUT	MMBTU	620.91	620.91	620.91	620.91	620.91	620.91	620.91	620.91	620.91	620.91
GAS	PM	620.91	620.91	620.91	620.91	620.91	620.91	620.91	620.91	620.91	620.91
GAS	PM	372.55	372.55	372.55	372.55	372.55	372.55	372.55	372.55	372.55	372.55
KEROSENE OIL	LTR	127.50	127.50	120.00	117.50	112.50	108.00	124.50	125.00	125.00	106.00
FIREWOOD WHOLE	40 KG.	683.33	760.00	465.00	600.00	703.21	500.00	700.00	550.00	625.00	600.00
CHAIR SHESHAM WOOD WITH ARMS **	EACH	3258.33	3387.50	2600.00	2100.00	1471.43	2500.00	2250.00	2200.00	1850.00	1450.00
CHAIR PLASTIC (CHAIRMAN) AVERAGE QUALITY	EACH	675.00	675.00	675.00	825.00	675.00	775.00	525.00	450.00	465.00	675.00
TABLE SHESHAM WOOD (4X2X5") ***	EACH	4908.33	4950.00	4100.00	3400.00	8785.71	6500.00	10250.00	10250.00	6500.00	4750.00
SOFASET WOODEN WITH FOAM SEAT **	SET	17875.00	20000.00	16500.00	14750.00	15554.00	23000.00	17750.00	20000.00	12500.00	17500.00
COT IRON (WITH NIWAR)AV.QLTY.	EACH	1966.67	2087.50	1800.00	1550.00	2500.00	2200.00	1650.00	1700.00	1550.00	1550.00
ALMIRAH (STEEL) 6'X3' 20 GUAGE	EACH	8150.00	8250.00	7700.00	7750.00	9964.29	12000.00	9300.00	9000.00	7900.00	9550.00
DINNING TABLE 6 CHAIRS A.QLTY	SET	18666.67	21562.50	17000.00	18250.00	17357.14	25000.00	22000.00	24000.00	13100.00	17500.00
SINGLE BED WITHOUT FOAM MED.	EACH	4583.33	4712.50	4250.00	4750.00	7928.57	9000.00	8750.00	9000.00	5050.00	4350.00
MATRESS SINGLE(4" THICK)	EACH	4675.00	4675.00	4675.00	4800.00	4600.00	5000.00	4300.00	4700.00	3250.00	4970.00
FARSHI DARI 12'X9' AV.QLTY	EACH	1766.67	1793.75	1550.00	975.00	1607.14	1200.00	925.00	925.00	925.00	1125.00
DARI COTTON (6'x2 1/2') AV.QL	EACH	831.67	846.88	687.50	350.00	459.64	1000.00	450.00	450.00	387.50	512.50
CARPET PLAIN AV. QLTY	SQFT.	28.92	29.00	25.50	32.50	25.00	32.00	37.50	41.00	35.00	57.50
QUILT (LIHAF) 3 KG. COTTON	EACH	975.00	1031.25	875.00	625.00	1039.29	1200.00	1025.00	1050.00	725.00	1000.00
BLANKET (90" x 54")	EACH	3416.67	3450.00	3100.00	2750.00	5000.00	3500.00	2900.00	2500.00	2300.00	4750.00
BEDSHEET SINGLE BED SUP.QLTY	EACH	420.83	421.25	412.50	475.00	546.43	550.00	475.00	375.00	360.00	825.00
BED SHEET DOUBLE WITH TWO PILLOW COVERS SUP QLTY	SET	1027.08	1062.50	975.00	1025.00	932.14	1000.00	1150.00	800.00	1100.00	1625.00
TOWEL(3'x2') AV. QALTY	EACH	313.33	321.25	240.00	262.50	192.86	270.00	175.00	175.00	105.00	180.00
CEILING FAN 48" SUPER QLTY **	EACH	3175.00	3175.00	3275.00	2800.00	2650.00	3495.00	2700.00	2400.00	2400.00	2895.00
PEDESTAL FAN 22" SUPER QLTY	EACH	3475.00	3475.00	3700.00	3525.00	3600.00	5260.00	4100.00	3500.00	3300.00	4500.00
REFG. DAWLENCE 10 CFT. D.DOOR	EACH	29400.00	29400.00	29400.00	30000.00	34000.00	29900.00	29000.00	29000.00	34500.00	29100.00
D-FREEZER WAVES 8 CFT.	EACH	28200.00	28200.00	29000.00	28200.00	28000.00	28300.00	29000.00	29000.00	25500.00	27000.00
AIRCONDITIONER 1.5 TON PEL	EACH	41000.00	41000.00	41000.00	42400.00	40000.00	42000.00	40000.00	40000.00	30000.00	41000.00
SPLIT AIR CONDITIONER 1.5 TON (SPECIFY BRAND NAME)	EACH	41500.00	41500.00	41000.00	42500.00	47000.00	45800.00	40000.00	40000.00	41000.00	40000.00
AIRCOOLER SUPER ASIA	EACH	8500.00	8500.00	11600.00	12250.00	12500.00	10000.00	10000.00	11500.00	10000.00	12000.00
WASHING MACHINE SINGER	EACH	15450.00	15450.00	15600.00	15450.00	15450.00	15600.00	15600.00	15600.00	15600.00	15200.00
SEWING MACHINE(SINGER)	EACH	5860.00	5860.00	5860.00	5860.00	6200.00	6260.00	5540.00	5540.00	5860.00	5800.00
GIZER LARGE SIZE 30 GALLON CAPACITY SUP QLTY	EACH	19900.00	19900.00	19900.00	13750.00	19400.00	19900.00	13200.00	19400.00	13750.00	19500.00
GAS BURNER DOUBLE SPFY.BRAND	EACH	1920.83	2050.00	1750.00	1850.00	1350.00	1200.00	1300.00	1350.00	1250.00	1550.00
ELECT. IRON PHILIPS MDL.1120	EACH	1750.00	1750.00	1750.00	1725.00	1300.00	2200.00	2100.00	2100.00	1450.00	1780.00
ELECTRIC JUICER FOR APPLE	EACH	7458.33	7462.50	7100.00	7350.00	9500.00	10000.00	4200.00	4200.00	6000.00	5750.00
S.STEEL DEGHCHI MEDIUM SIZE ***	EACH	595.83	603.13	515.00	575.00	657.14	450.00	1185.00	600.00	430.00	575.00
ALUMINIUM COOKING PAN (DEGCHI) MED SIZE	EACH	552.08	581.25	490.00	575.00	500.00	450.00	928.00	480.00	460.00	475.00
NON STICK COOKING PAN (DEGCHI) SUP. QLTY	EACH	887.50	906.25	725.00	825.00	957.14	975.00	1550.00	1500.00	675.00	1075.00
FRYING PAN STEEL AVG. QLTY MED. SIZE	EACH	437.50	462.50	375.00	325.00	517.86	380.00	575.00	500.00	310.00	312.50
TAWA IORN (MEDIUM SIZE) AVG. QLTY	EACH	267.50	308.75	240.00	245.00	396.43	250.00	412.50	275.00	275.00	225.00
S.STEEL PLATE A.QLTY.(M.SIZE)	EACH	75.83	73.13	72.50	52.50	78.93	60.00	110.00	80.00	67.50	57.50
TABLE SPOON S.STEEL SUP.QLTY.	DOZEN	335.21	334.38	290.00	375.00	366.07	400.00	575.00	350.00	305.00	325.00
WATER SET JUG+6 GLASSES (OMROC)	SET	375.42	388.75	362.50	365.00	528.57	400.00	350.00	350.00	737.50	725.00
TEA SET PAK. CHINAWARE 21 PCS.	SET	2012.50	2050.00	1900.00	1825.00	1421.43	2000.00	1550.00	1425.00	1025.00	1500.00
DINNER SET PLASTIC 72 PIECES SUPERIOR QLTY	SET	6908.33	7150.00	6650.00	4250.00	5785.71	4200.00	5900.00	5500.00	2750.00	8250.00
HOTPOT SET PLASTIC 3 PCS.	SET	1516.67	1525.00	1450.00	1325.00	1510.71	1250.00	1150.00	825.00	825.00	1212.50
BUCKET(BALTI) PLASTIC MED.SIZ	EACH	246.67	263.75	245.00	315.00	400.00	250.00	300.00	250.00	205.00	325.00

Contd.

7.11 Intercity Consumer Prices April, 2014

Description	Unit	Rawal- pindi	Islama- bad	Attock	Jehlum	Lahore	Sahiwal	Gujran- wala	Wazira- bad	Sialkot	Faisal- abad
LOTA PLASTIC (MED SIZE) AVERAGE QUALITY	EACH	52.92	63.13	42.50	37.50	49.64	75.00	40.00	30.00	35.00	40.00
PRESURE COOKER 4 LTR.	EACH	1575.00	1575.00	1575.00	1625.00	1520.00	1200.00	1750.00	1750.00	912.50	1250.00
WATER COOLER 9/10 LTR.PLASTIC ***	EACH	547.08	570.00	475.00	512.50	412.50	600.00	700.00	612.50	345.00	675.00
THERMOS STARVAC 1 LTR	EACH	416.67	461.88	410.00	425.00	350.00	450.00	500.00	410.00	600.00	431.25
BULB PHILIPS 100-WATTS	EACH	30.00	30.00	27.50	30.00	30.00	33.50	28.00	28.00	25.00	25.00
TUBE LIGHT PHILIPS 40 WATTS	EACH	100.00	100.00	110.00	110.00	100.00	95.00	100.00	100.00	95.00	97.50
ELECTRIC BLUBS "0" WATTE LOCAL	EACH	27.50	27.50	27.50	25.00	15.00	25.00	18.00	18.00	20.00	20.00
ELECTRIC BLUB ENERGY SAVER 14 WATTS	EACH	167.50	167.50	165.00	167.50	165.00	160.00	155.00	155.00	155.00	162.50
WASHING SOAP 250 GMS SPECIFY BRAND NAME	EACH	40.00	40.00	40.00	40.00	40.00	40.00	30.00	38.00	20.00	25.00
SURF EXCEL 400 GMS POLY BAG	EACH	125.00	125.00	125.00	125.00	125.00	125.00	125.00	125.00	125.00	125.00
WASHING POWDER 1000 GRM	EACH	185.00	185.00	185.00	185.00	185.00	185.00	185.00	185.00	185.00	185.00
WASHING POWDER (WHEEL/ BONUS) 100 GRAMS	EACH	125.00	125.00	125.00	125.00	90.00	90.00	95.00	95.00	85.00	90.00
CLEANSER POWDER VIM 1000 GM	PKT.	72.22	72.22	72.22	72.22	66.67	66.67	66.67	66.67	66.67	72.22
FINIS 500 ML	BOTTLE	225.00	225.00	218.75	225.00	218.75	162.05	193.75	193.75	169.00	175.00
PHNYLE TYPHONE/FINIS/CARRANITE 3 LITRES	BOTTLE	163.64	163.64	147.27	163.64	145.00	135.00	110.00	110.00	120.00	125.00
HARPIC	BOTTLE	130.00	130.00	130.00	130.00	125.00	125.00	130.00	130.00	125.00	125.00
BOOT POLISH CHERRY/KIWI 50ML	EACH	100.00	100.00	100.00	100.00	88.89	80.00	100.00	100.00	100.00	100.00
ROBIN BLUE (35 GRAMS)	PKT.	45.00	45.00	45.00	45.00	45.00	45.00	40.00	40.00	32.00	32.00
TISSU PAPER PERFUMED 100 PCS.	PKT	100.00	100.00	100.00	100.00	110.00	90.00	90.00	90.00	90.00	90.00
TOILET PAPER ROLL (R.PETEL)	P/ROLL	35.00	35.00	35.00	35.00	35.00	35.00	35.00	35.00	35.00	35.00
BOOT POLISH LIQUID CHEERY BLOSSOM KIWI 75 ML	BOTTLE	140.00	140.00	135.00	140.00	135.00	140.00	120.00	120.00	120.00	140.00
MATCH BOX SMALL	EACH	1.00	1.00	1.00	1.00	1.00	2.00	1.00	1.00	1.00	1.50
DRY CELL 1.5 VOLT(LOCAL)	EACH	30.00	30.00	30.00	22.50	25.00	30.00	15.00	15.00	15.00	25.00
HAND STITCHING NEEDLE M.SIZE	PACKET	10.00	10.00	7.75	9.00	7.50	10.00	5.00	5.00	10.00	9.00
SEWING MACHINE NEEDLE (SINGER)	EACH	5.00	5.00	5.00	5.00	10.00	5.00	6.00	6.00	8.00	7.00
HOUSEHOLD SERVANT FEMALE P/T	P/MNTH	1525.00	1550.00	1100.00	1400.00	1792.86	1300.00	1550.00	1500.00	1050.00	2250.00
MARRIAGE HALL WITH FURNITURE	P/HEAD	132.08	136.88	125.00	125.00	118.21	150.00	105.00	105.00	77.50	130.00
SEPTRAN TABLETS	10TAB.	15.00	15.00	15.00	15.00	15.00	15.00	15.00	15.00	15.00	15.00
BRUFEN TABS 200-MG.	10TAB.	10.00	10.00	10.00	10.00	10.00	10.00	10.00	10.00	10.00	10.00
PANADOL TAB. EXTRA/PLAIN	10TAB.	10.00	10.00	10.00	10.00	10.00	10.00	10.00	10.00	10.00	10.00
DISPRIN TAB.	10TAB.	10.00	10.00	10.00	10.00	10.00	10.00	10.00	10.00	10.00	10.00
TRISIL TAB.	10 TAB	10.00	10.00	10.00	10.00	10.00	10.00	10.00	10.00	10.00	10.00
FLAGYL TAB. 200 MG.	10TAB.	10.00	10.00	10.00	10.00	10.00	10.00	10.00	10.00	10.00	10.00
VENTOLIN TAB. 2MG.	10TAB.	9.00	9.00	9.00	9.00	9.00	9.00	9.00	9.00	9.00	9.00
DAONIL TAB. 5 MG.	10TAB.	17.00	17.00	17.00	17.00	17.00	17.00	17.00	17.00	17.00	17.00
ENTOX TAB.	10TAB.	10.00	10.00	10.00	10.00	10.00	10.00	10.00	10.00	10.00	10.00
RENITEC TAB. 5 MG.	10TAB.	59.00	59.00	59.00	59.00	59.00	59.00	59.00	59.00	59.00	59.00
CAC. 1000 TAB	BOTTLE	122.00	122.00	122.00	122.00	122.00	122.00	122.00	122.00	122.00	122.00
AMOXIL CAPSOLE 250 MG.S	10CAP.	36.00	36.00	36.00	36.00	36.00	36.00	36.00	36.00	36.00	36.00
CALCIUM SYRUP SANDOZ	BOTTLE	64.00	64.00	64.00	64.00	64.00	64.00	64.00	64.00	64.00	64.00
LEDERPLEX SYRUP	BOTTLE	35.00	35.00	35.00	35.00	35.00	35.00	35.00	35.00	35.00	35.00
SANCOS SYRUP (50 ML.)	BOTTLE	30.00	30.00	30.00	30.00	30.00	30.00	30.00	30.00	30.00	30.00
PHENERGAN SYRUP 120 ML.	BOTTLE	33.00	33.00	33.00	33.00	33.00	33.00	33.00	33.00	33.00	33.00
CALPOL SYRUP 60 ML.	BOTTLE	28.00	28.00	28.00	28.00	28.00	28.00	28.00	28.00	28.00	28.00
HYDRYLLIN SYRUP 120 ML.	BOTTLE	59.00	59.00	59.00	59.00	59.00	59.00	59.00	59.00	59.00	59.00
POLYFAX EYE OINTMENT	TUBE	21.00	21.00	21.00	21.00	21.00	21.00	21.00	21.00	21.00	21.00
BETNESOL EYE DROPS	BOTTLE	33.89	33.89	33.89	33.89	33.89	33.89	33.89	33.89	33.89	33.89
EAR DROPS (CARDISPORINE) ***	BOTTLE	21.00	21.00	21.00	21.00	21.00	21.00	21.00	21.00	21.00	21.00
BETNOVATE-N OINTMENT 5 GMS	TUBE	16.00	16.00	16.00	16.00	16.00	16.00	16.00	16.00	16.00	16.00
BURNOL CREAM 30 GRM	TUBE	16.00	16.00	16.00	16.00	16.00	16.00	16.00	16.00	16.00	16.00
VICKS VAPORUB/BALM	BOTTLE	36.00	36.00	36.00	36.00	36.00	36.00	36.00	36.00	36.00	36.00
GLYCRINE SMALL BOTTLE	BOTTLE	28.00	28.00	22.50	25.00	28.00	25.00	17.00	17.75	17.50	20.00
JOUHAR JOSHANDA	PKT.	6.00	6.00	6.00	6.00	6.00	6.00	7.00	6.00	6.00	6.00
GALXOS-D (450 GRMS)	PKT.	168.75	168.75	168.75	168.75	151.88	151.88	151.88	151.88	151.88	151.88

Contd.

7.11 Intercity Consumer Prices April, 2014

Description	Unit	Rawal-pindi	Islama-bad	Attock	Jhelum	Lahore	Sahiwal	Gujran-wala	Wazira-bad	Sialkot	Faisal-abad
GRYPE-WATER WOODWARDS	BOTTLE	50.00	50.00	50.00	50.00	50.00	50.00	50.00	50.00	50.00	50.00
SANIPLAST ONE PUTTY	EACH	2.00	2.00	2.00	2.00	2.00	2.00	1.50	1.40	1.40	2.00
O.R.S. (NIMCOL)	PKT.	15.00	15.00	15.00	15.00	15.00	15.00	15.00	15.00	15.00	15.00
DETTOL (MEDIUM)	BOTTLE	46.80	46.80	46.80	46.80	46.80	46.80	46.80	46.80	46.80	46.80
COTTON BANDAGE 2" - 4"	EACH	9.00	9.00	8.00	9.00	8.00	5.00	5.00	5.00	5.00	7.50
THERMOMETER CHINA	EACH	40.00	40.00	40.00	42.50	42.50	40.00	30.00	30.00	40.00	42.50
DOCTOR (MBBS) CLINIC FEE	P/PAT.	166.67	175.00	110.00	125.00	100.00	175.00	75.00	100.00	100.00	90.00
URINE TEST (DR) CHARGES	P/TEST	100.00	108.75	80.00	90.00	100.00	100.00	100.00	100.00	150.00	55.00
BLOOD TEST (CP) CHARGES	P/TEST	265.00	270.00	200.00	250.00	400.00	225.00	300.00	300.00	350.00	225.00
SUGAR TEST (RANDOM/FASTING BOTH) CHARGES	P/TEST	155.00	200.00	170.00	197.50	150.00	110.00	200.00	200.00	200.00	180.00
ECG CHARGES	P/TEST	204.17	266.25	150.00	250.00	275.00	120.00	200.00	200.00	150.00	200.00
X-RAY (CHEST) CHARGES	P/X-RAY	275.00	312.50	275.00	375.00	375.00	300.00	400.00	300.00	200.00	350.00
CAR SUZUKI 800 CC (W/O. A/C)	EACH	644800.00	644800.00	644800.00	644800.00	637000.00	0.00	645000.00	0.00	625000.00	637800.00
CAR SUZUKI 1000 CC	EACH	1058800.00	1058800.00	105880.00	1058800.00	1050000.00	0.00	1060000.00	0.00	1067500.00	1052800.00
CAR TOYOTA 1300 CC	EACH	1562000.00	1562000.00	156200.00	1562000.00	1720500.00	0.00	1570000.00	0.00	1561500.00	1520500.00
CAR HONDA CIVIC	EACH	2033000.00	2033000.00	2033000.00	2033000.00	2147000.00	0.00	2027500.00	0.00	2027500.00	0.00
MOTORCYCLE HONDA CD-70.	EACH	69900.00	69900.00	69900.00	69900.00	69900.00	69900.00	69900.00	69900.00	69900.00	69900.00
MOTORCYCLE YAMAHA 100CC.	EACH	79300.00	79300.00	79300.00	79300.00	79300.00	79300.00	79300.00	79300.00	79300.00	79300.00
MOTOR CYCLE HERO 70 CC	EACH	44500.00	45000.00	46750.00	48000.00	49000.00	47500.00	42500.00	42500.00	45000.00	47500.00
BICYCLE WITH TYRES & TUBES	EACH	7400.00	7400.00	7550.00	7200.00	7000.00	7250.00	7200.00	7000.00	6900.00	7600.00
TYRE CAR WITH TUBE GENERAL	EACH	3275.00	3275.00	3275.00	3450.00	3000.00	3500.00	3300.00	3000.00	3000.00	3600.00
TYRE MOTOR CYCLE WITHOUT TUBE	EACH	1137.50	1137.50	1250.00	1135.00	1420.00	1215.00	1250.00	1200.00	1120.00	1250.00
TYRE CYCLE SPECIFY BRAND NAME	EACH	330.00	340.00	370.00	387.50	330.00	350.00	330.00	330.00	337.50	425.00
TYRE CAR W/O TUBE	EACH	3275.00	3275.00	3275.00	3275.00	2700.00	3200.00	3000.00	2700.00	2900.00	3600.00
PETROL SUPER	LITRE	108.31	108.31	108.31	108.31	108.31	108.31	108.31	108.31	108.31	108.31
HIGH SPEED DIESEL HSD	LITRE	113.85	113.85	113.85	113.85	113.85	113.85	113.85	113.85	113.85	113.85
CNG	K.G.	74.25	74.25	74.25	0.00	66.14	66.14	66.14	66.14	66.14	66.14
GAS CYLINDER STAND. SIZE	EACH	1490.00	1500.00	1477.50	1465.00	1375.00	1400.00	1430.00	1550.00	1430.00	1450.00
MOTOR CYCLE SERVICE CHARGES	EACH	245.00	247.50	265.00	250.00	200.00	145.00	280.00	280.00	175.00	225.00
CAR SERVICE CHARGES	EACH	300.00	300.00	290.00	275.00	300.00	300.00	250.00	250.00	375.00	300.00
TYRE PUNCTURE CHARGES	EACH	50.00	50.00	40.00	55.00	62.50	50.00	50.00	50.00	75.00	70.00
CYCLE OVERHAULING CHARGES	EACH	516.67	525.00	290.00	375.00	319.64	300.00	160.00	200.00	337.50	275.00
CAR TAX FOR 800CC TO 1300CC	YEARLY	1800.00	432.00	1800.00	1800.00	1800.00	1800.00	1800.00	1800.00	1800.00	1800.00
TRAIN FARE ECO. 1-100 KM.	P/KM.	0.71	0.71	0.71	0.71	0.71	0.71	0.71	0.71	0.71	0.71
TRAIN FARE ECO. 101-500 KM.	P/KM.	1.02	1.02	1.02	1.02	1.02	1.02	1.02	1.02	1.02	1.02
TRAIN FARE ECO. > 500 KM.	P/KM.	0.93	0.93	0.93	0.93	0.93	0.93	0.93	0.93	0.93	0.93
TRAIN FARE IST SLP. 1-100KM	P/KM.	2.18	2.18	2.18	2.18	2.18	2.18	2.18	2.18	2.18	2.18
TRAIN FARE IST SLP.101-500 KM	P/KM.	2.69	2.69	2.69	2.69	2.69	2.69	2.69	2.69	2.69	2.69
TRAIN FARE IST SLP. > 500 KM	P/KM.	2.07	2.07	2.07	2.07	2.07	2.07	2.07	2.07	2.07	2.07
TRAIN FARE A/C SLP. 1-100KM.	P/KM	5.99	5.99	5.99	5.99	5.99	5.99	5.99	5.99	5.99	5.99
TRAIN FARE A/C SLP.101-500KM	P/KM.	4.77	4.77	4.77	4.77	4.77	4.77	4.77	4.77	4.77	4.77
TRAIN FARE A/C SLP > 500KM.	P/KM	4.32	4.32	4.32	4.32	4.32	4.32	4.32	4.32	4.32	4.32
PLATEFORM TICKET	EACH	10.00	10.00	10.00	10.00	10.00	10.00	10.00	10.00	10.00	10.00
AUTO RICKSHAW FARES	KM/MIN	65.00	0.00	45.00	75.00	50.00	70.00	60.00	60.00	60.00	65.00
FULL TONGA CHARGES	KM/MIN	0.00	0.00	0.00	0.00	65.00	90.00	50.00	60.00	60.00	75.00
TAXI 4 SEATER FARE	KM/MIN	95.00	95.00	75.00	0.00	100.00	100.00	100.00	100.00	100.00	60.00
BUS FARE MIN (WITHIN CITY)	TICKET	16.00	16.00	0.00	16.00	13.00	0.00	0.00	10.00	0.00	15.00
BUS FARE MAX (WITHIN CIT	TICKET	29.33	29.50	0.00	29.50	26.00	0.00	0.00	10.00	0.00	30.00
BUS FARE OUTSIDE CITY	P/KM.	1.02	1.02	1.02	1.02	1.02	1.02	1.02	1.02	1.02	1.02
A/C BUS FARE OUTSIDE CITY	P/KM.	1.64	1.64	1.64	1.64	2.50	2.00	1.45	1.45	1.11	1.74
MINIBUS FARE MIN.WITH IN CITY	TICKET	16.00	16.00	0.00	0.00	13.00	0.00	10.00	10.00	0.00	0.00
MINIBUS FARE MAX.WITH IN CITY	TICKET	29.50	29.50	0.00	0.00	26.00	0.00	20.00	10.00	0.00	0.00
SUZUKI FARE MIN.WITH IN CITY	TICKET	15.00	15.00	10.00	0.00	15.00	0.00	10.00	0.00	15.00	15.00
SUZUKI FARE MAXIMUM W.IN CITY	TICKET	22.00	22.00	10.00	10.00	27.00	0.00	20.00	0.00	20.00	27.50

Contd.

7.11 Intercity Consumer Prices April, 2014

Description	Unit	Rawal- pindi	Islama- bad	Attock	Jehlum	Lahore	Sahiwal	Gujran- wala	Wazira- bad	Sialkot	Faisal- abad
AIR FARE ECONOMY CLASS.	P/KM.	18.20	18.20	18.20	18.20	18.20	0.00	0.00	0.00	0.00	18.20
POSTAL ENVELOPE DOMESTIC	EACH	8.00	8.00	8.00	8.00	8.00	8.00	8.00	8.00	8.00	8.00
ENVELOPE FOR SAUDI ARABIA	EACH	50.00	50.00	50.00	50.00	50.00	50.00	50.00	50.00	50.00	50.00
POSTAL REGISTRATION CHARGES	EACH	28.00	28.00	28.00	28.00	28.00	28.00	28.00	28.00	28.00	28.00
U.M.S. REG CHARGES MIN.	EACH	58.00	58.00	58.00	58.00	58.00	58.00	59.00	59.00	58.00	58.00
T.C.S. CH. MIN.WITH IN ZONE	EACH	110.00	110.00	110.00	110.00	110.00	110.00	110.00	110.00	110.00	110.00
TELEPHONE CHARGES LOCAL CALL	P/CALL	3.94	3.94	3.94	3.94	3.94	3.94	3.94	3.94	3.94	3.94
TEL CHARGES OUT SIDE CITY	P/CALL	3.94	3.94	3.94	3.94	3.94	3.94	3.94	3.94	3.94	3.94
INTERNET CHARGES	P/HOUR	27.50	27.50	27.50	50.00	15.00	12.00	20.00	20.00	25.00	22.50
MOBILE CELL CHARGES	P/UNIT	3.00	3.00	3.00	3.00	2.50	3.00	3.00	3.00	3.06	3.00
FAX CHARGES (LOCAL)	P/PAGE	10.00	10.00	10.00	12.50	10.00	20.00	30.00	30.00	10.00	12.50
TELEPHONE SET AV. QLTY	EACH	625.00	725.00	550.00	812.50	550.00	650.00	450.00	475.00	300.00	475.00
MOBILE SET NOKIA/SONY/ERICSON/SAMSUNG WITHOUT CAMERA	EACH	2133.33	2175.00	2125.00	2450.00	2700.00	2350.00	2825.00	4250.00	2600.00	2200.00
T.V. 20" COLORED WEGA H-A21.	EACH	18108.33	18200.00	18100.00	18100.00	20500.00	21250.00	15000.00	18500.00	20000.00	24500.00
T.V 20" COLOR CHINA/KORIA)	EACH	14250.00	14250.00	14250.00	14250.00	6500.00	13500.00	7000.00	7000.00	13500.00	16350.00
V.C.P. PANASONIC/LG/NAT	EACH	5900.00	5900.00	5550.00	5750.00	4200.00	0.00	0.00	0.00	5450.00	5750.00
DVD/VCD PLAYER PANASONIC/LG	EACH	3750.00	3750.00	3550.00	3750.00	6542.86	4500.00	4600.00	4100.00	4500.00	4000.00
RADIO WITH C.PLAYER NATIONAL	EACH	2150.00	2150.00	2150.00	2050.00	1825.00	1800.00	2262.50	2500.00	2250.00	2175.00
PERSONNEL COMPUTER (BRANDED)	EACH	69250.00	69250.00	69250.00	69500.00	53000.00	37000.00	37400.00	37500.00	35000.00	38820.00
VID. CASSETTE BLK. TDK/SONY	EACH	144.17	145.00	135.00	175.00	122.50	110.00	0.00	0.00	100.00	150.00
COM. C.D. (TDK/IMATION)	EACH	56.67	59.38	75.00	75.00	37.14	60.00	35.00	35.00	42.50	67.50
TAPE RECORDER CASSETTE BLANK	EACH	42.50	47.50	42.50	47.50	40.00	40.00	35.00	35.00	30.00	65.00
VIDEO GAME SEGA 16 BYTE	EACH	1150.00	1150.00	1175.00	1050.00	950.00	1650.00	1050.00	0.00	1250.00	1500.00
CINEMA A/C. HIGH CLASS	TICKET	100.00	0.00	0.00	0.00	115.71	0.00	80.00	0.00	40.00	150.00
CINEMA NON-A/C HIGH CLASS	TICKET	50.00	0.00	0.00	0.00	72.86	50.00	60.00	0.00	40.00	100.00
CABLE CHARGES	PER MONT	325.00	325.00	275.00	300.00	275.00	200.00	300.00	300.00	250.00	300.00
TV.LICENCE FEE DOMESTIC	YEARLY	420.00	420.00	420.00	420.00	420.00	420.00	420.00	420.00	420.00	420.00
ENGLISH BOOK CLASS V1	EACH	77.00	77.00	77.00	77.00	77.00	77.00	77.00	77.00	77.00	77.00
ENGLISH BOOK CLASS IX OR X	EACH	129.00	129.00	129.00	129.00	129.00	129.00	129.00	129.00	129.00	129.00
ENG. BOOK IST.YR COMPLETE SET	EACH	82.00	82.00	82.00	82.00	82.00	82.00	82.00	82.00	82.00	82.00
ENGLISH BOOK BA/B.SC	EACH	178.00	178.00	178.00	178.00	178.00	178.00	178.00	178.00	178.00	178.00
URDU BOOK CLASS V (T.B.BORD)	EACH	70.00	70.00	70.00	70.00	70.00	70.00	70.00	70.00	70.00	70.00
URDU BOOK CLASS IX/X(T.B.B)	EACH	137.00	137.00	137.00	137.00	137.00	137.00	137.00	137.00	137.00	137.00
URDU BOOK IST.YEAR/INTER	EACH	51.00	51.00	51.00	51.00	51.00	51.00	51.00	51.00	51.00	51.00
URDU BOOK BA/B.SC	EACH	140.00	140.00	140.00	140.00	140.00	140.00	140.00	140.00	140.00	140.00
MATHS BOOK CALSS V (T.B.B)	EACH	84.00	84.00	84.00	84.00	84.00	84.00	84.00	84.00	84.00	84.00
MATHS BOOK CLASS IX OR X	EACH	236.00	236.00	236.00	236.00	236.00	236.00	236.00	236.00	236.00	236.00
MATHS BOOK IST.YEAR (T.B.B)	EACH	150.00	150.00	150.00	150.00	150.00	150.00	150.00	150.00	150.00	150.00
PAKISTAN STUDIES BOOK BA/B.SC	EACH	125.00	125.00	125.00	125.00	125.00	125.00	125.00	125.00	125.00	125.00
DAILY "DAWN"	P/COPY	19.00	19.00	19.00	19.00	19.00	19.00	19.00	19.00	19.00	19.00
DAILY "JANG"	P/COPY	12.00	12.00	12.00	12.00	12.00	12.00	12.00	12.00	12.00	12.00
DAILY "NAWA-E-WAQT"	P/COPY	12.00	12.00	12.00	12.00	12.00	12.00	12.00	12.00	12.00	12.00
WEEKLY "AKHBAR-E-JAHAN"	P/COPY	55.00	55.00	55.00	55.00	55.00	55.00	55.00	55.00	55.00	55.00
WEEKLY "MAG"	P/COPY	45.00	45.00	45.00	45.00	45.00	45.00	45.00	45.00	45.00	45.00
MONTHLY "NAUNEHAL DIGEST"	P/COPY	35.00	35.00	35.00	35.00	35.00	35.00	35.00	35.00	35.00	35.00
PAPER FOOLSCAPE (27"x17")	QUIRE	57.50	57.50	57.50	55.00	25.00	25.00	30.00	30.00	30.00	45.00
EXERCISE.BOOK LINED 80/100 PGS	EACH	57.50	62.50	57.50	52.50	30.00	35.00	32.50	40.00	80.00	55.00
PENCILGOLDFISH/DEER	EACH	8.00	8.00	8.00	8.00	5.00	6.00	5.00	5.00	7.00	6.00
PEN INK DOLLOR 57 ML BOTTLE	EACH	25.00	25.00	25.00	20.00	20.00	20.00	20.00	20.00	25.00	20.00
PHOTOSTATE PAPER 70 GM	PRT	365.00	365.00	365.00	305.00	292.86	330.00	285.00	280.00	275.00	345.00
BALL PEN (local)	EACH	8.00	8.00	8.00	8.00	6.00	6.00	5.00	5.00	5.00	5.00
FOUNTAIN PEN HERO/WINGS/CHINA	EACH	47.50	47.50	47.50	46.25	45.00	45.00	40.00	40.00	40.00	50.00

Contd.

7.11 Intercity Consumer Prices April, 2014

Description	Unit	Rawal-pindi	Islama-bad	Attock	Jhelum	Lahore	Sahiwal	Gujran-wala	Wazira-bad	Sialkot	Faisal-abad
PRIVATE SCHOOL FEE ENGLISH MEDIUM AVERAGE STANDARD (CLASS I)	P/MONTH	2854.17	2618.75	625.00	1852.50	1378.57	1800.00	1550.00	1100.00	700.00	1600.00
PRIVATE SCHOOL FEE ENGLISH MEDIUM AVERAGE STANDARD (CLASS V)	P/MONTH	2833.33	2650.00	700.00	1802.50	1571.43	1800.00	1650.00	1300.00	800.00	1800.00
PRIVATE SCHOOL FEE ENGLISH MEDIUM AVERAGE STANDARD (CLASS VI)	P/MONTH	2850.00	2925.00	812.50	1822.50	1787.50	1875.00	1800.00	1400.00	900.00	1800.00
PRIVATE SCHOOL FEE ENGLISH MEDIUM AVERAGE STANDARD (CLASS X)	PER MONTH	3070.83	3275.00	962.50	1927.50	2139.29	2050.00	1850.00	1500.00	1000.00	2000.00
PRIVATE MEDICLE COLLEGE FEE MBBS (1ST YEAR)	PER MONTH	49527.67	49527.67	34126.00	0.00	30208.00	0.00	0.00	0.00	0.00	25000.00
PRIVATE ENGINEERING COLLEGE FEE (ISTR YEAR)	PER MONTH	11011.50	11011.50	0.00	0.00	19550.00	0.00	0.00	0.00	0.00	0.00
GOVT. COLLEGE FEE 1ST. YEAR	MONTH	50.00	195.00	50.00	50.00	60.00	50.00	50.00	50.00	50.00	50.00
GOVT. COLLEGE FEE 4TH. YEAR	MONTH	60.00	225.00	60.00	60.00	70.00	60.00	60.00	60.00	60.00	60.00
GOVT. UNIVERSITY FEE MSC.	MONTH	77.50	1000.00	77.50	80.00	97.79	80.00	0.00	77.50	0.00	70.00
GOVT. MED. COLLEGE FEE MBBS	MONTH	873.00	873.00	873.00	0.00	1250.00	873.00	0.00	873.00	0.00	368.00
GOVT. ENGG. COLL. FEE I YEAR	MONTH	600.00	600.00	600.00	0.00	750.00	500.00	0.00	1558.00	0.00	3200.00
COACHING FEE FOR CLASS IX/X	PER MONT	2750.00	2987.50	1550.00	3000.00	1828.57	1400.00	600.00	500.00	500.00	1200.00
COACHING CHARGES FOR CLASS 1ST YEAR/INTER (SCIENCE)	PER MONT	3250.00	3450.00	2200.00	3500.00	2821.43	2300.00	1000.00	800.00	1900.00	1700.00
COACHING CHARGES FOR CLASS 1ST YEAR/INTER (COMMERCE)	PER MONT	2691.67	3062.50	1900.00	3500.00	2792.86	1300.00	1000.00	800.00	2100.00	1375.00
I.T. TUITION FEES	PER MONT	1450.00	1487.50	1450.00	3231.25	6066.80	1500.00	4500.00	3900.00	0.00	1550.00
MBA TUITION FEES	PER MONT	13736.25	13736.25	7250.00	4500.00	15687.50	0.00	7000.00	2000.00	0.00	15000.00
BREAD TANDOORI ST. SIZE	EACH	7.50	7.50	6.50	6.00	6.00	6.00	6.00	6.00	7.00	6.00
COOKED MUTTON (AV. HOTEL)	PLATE	145.83	150.00	190.00	145.00	200.71	120.00	120.00	120.00	125.00	135.00
COOKED BEEF (AV. HOTEL)	PLATE	81.25	83.75	75.00	75.00	78.21	70.00	60.00	60.00	62.50	72.50
COOKED DAL (AV. HOTEL)	PLATE	50.83	56.25	47.50	47.50	50.71	40.00	35.00	35.00	32.50	42.50
CHICKEN BIRYANI FULL/DOUBLE	PLATE	115.00	125.00	145.00	100.00	128.93	130.00	110.00	110.00	115.00	120.00
TEA PREPARED (ORDINARY)	CUP	20.00	20.00	20.00	15.00	16.71	20.00	15.00	15.00	15.00	15.75
HAIRCUT CHARGES FOR MEN	P/CUT	86.25	102.50	75.00	55.00	71.43	80.00	60.00	60.00	50.00	62.50
BEAUTY PORL HAIR STYL CHARGE	P/STY.	341.67	425.00	275.00	375.00	125.71	150.00	350.00	300.00	160.00	212.50
SHAVING CHARGES	PER SHV	49.58	52.50	45.00	40.00	28.93	20.00	40.00	40.00	30.00	32.50
LIPSTICK S.MISS/MEDORA	EACH	110.00	110.00	110.00	110.00	110.00	100.00	110.00	110.00	90.00	100.00
NAIL POLISH S.MISS/MEDORA	EACH	105.00	105.00	105.00	105.00	90.00	95.00	60.00	60.00	52.50	50.00
PERFUME MED.SIZE MEDORA/BROACH	EACH	180.00	180.00	180.00	180.00	180.00	170.00	110.00	110.00	180.00	180.00
HAIR-OIL AMLA/CHAMBELI	BOTTLE	100.00	100.00	110.00	100.00	110.00	110.00	110.00	100.00	100.00	120.00
TOILET SOAP LUX 95 GRAMS	EACH	40.38	40.38	40.38	40.38	40.38	40.38	40.38	40.38	40.38	40.38
TOILET SOAP LIFEBOUY 140 GRM	EACH	36.00	36.00	36.00	36.00	36.00	36.00	36.00	36.00	36.00	36.00
TOILET SOAP SAFEGUARD BATH SIZE	EACH	46.00	46.00	46.00	46.00	46.00	46.00	46.00	46.00	46.00	46.00
TOOTHPASTE MACKLINES 70 GRM	EACH	50.00	50.00	50.00	50.00	50.00	50.00	50.00	50.00	50.00	50.00
TOOTHPAST MED SIZE CLGATE 70 GMS	EACH	56.00	56.00	56.00	56.00	56.00	56.00	56.00	56.00	56.00	56.00
TOOTHBRUSH SHEILD A/PLAUQUE	EACH	22.00	22.00	22.00	22.00	30.00	55.00	50.00	45.00	22.00	60.00
TOOTHPOWDER DENTONIC 90 GRM	EACH	25.00	25.00	25.00	25.00	25.00	25.00	25.00	25.00	25.00	25.00
HAIR-COLOUR BEGIN (6 GMS)	EACH	95.00	95.00	95.00	95.00	95.00	95.00	95.00	95.00	90.00	90.00
HAIR COLOUR (KAKAKOLA)	BOTTLE	120.00	120.00	120.00	120.00	120.00	120.00	120.00	120.00	120.00	120.00
FACECREAM PONDS (MEDIUM)	EACH	110.00	110.00	110.00	110.00	110.00	110.00	110.00	110.00	105.00	105.00
TALC POWDER VICE ROAY,B.CAT	EACH	130.00	130.00	130.00	130.00	130.00	130.00	130.00	130.00	120.00	150.00
BLADE TREET ORDINARY 10'S	PKT.	30.00	30.00	30.00	30.00	35.00	32.00	40.00	40.00	30.00	30.00
BLADE 7-O-CLOCK STAIN. 5'S	PKT.	35.00	35.00	35.00	35.00	32.00	30.00	35.00	35.00	30.00	30.00
SHAMPOO SUNSILK/PAINTIN 100 ML	BOTTLE	110.00	110.00	110.00	105.56	110.00	105.56	105.56	110.00	110.00	105.56
BEAUTY CREAM (FAIR & LOVELY)	EACH	60.00	60.00	60.00	60.00	99.00	155.00	155.00	155.00	85.00	65.00
HAIR REMOVING CREAM (EU-CREAM)	TUBE	60.00	60.00	60.00	60.00	65.00	65.00	65.00	65.00	55.00	55.00
GEL MEDIUM SIZE	BOTTLE	102.50	107.50	87.50	127.50	65.00	120.00	65.00	60.00	65.00	95.00
DISPOSABLE RAZOR GILLET-II	EACH	35.00	35.00	35.00	40.00	32.00	40.00	43.00	35.00	35.00	37.50
SHAVING CREAM TOUCH-ME/ADM.	EACH	60.00	60.00	60.00	60.00	55.00	60.00	60.00	60.00	50.00	55.00
GOLD TEZABI 24 CT	10 GM.	43200.00	43200.00	43100.00	43080.00	43600.00	40480.00	43000.00	43000.00	41830.00	42870.00
SILVER TEZABI 24 CT	10 GM.	687.50	687.50	790.00	700.00	660.00	640.00	668.00	670.00	710.00	780.00
ARTIFICIAL JEWELLARY SET	SET	1225.00	1275.00	850.00	625.00	807.14	500.00	800.00	700.00	187.50	575.00
WRIST WATCH GENTS CITIZEN (ORIGINAL) ***	EACH	4900.00	4900.00	4900.00	3750.00	5500.00	3500.00	2500.00	2500.00	2450.00	4750.00
WRIST WATCH LADIES CITIZEN (ORIGINAL) ***	EACH	4900.00	4900.00	4900.00	3750.00	5900.00	3500.00	2500.00	2400.00	2450.00	4750.00
WALL CLOCK QUARTZ AV.QLTY	EACH	520.83	550.00	550.00	275.00	600.00	600.00	487.50	425.00	310.00	450.00
SUITCASE REXIN (24"x16"x6")	EACH	1475.00	1493.75	1250.00	775.00	785.71	1000.00	725.00	775.00	692.50	775.00
TRUNK MEDIUM SIZE ***	EACH	2250.00	2243.75	1975.00	1950.00	1992.86	2000.00	1525.00	1500.00	1325.00	1150.00
PURSE LADIES (LEATHER) AVERAGE QUALITY	EACH	425.00	475.00	375.00	437.50	1021.43	500.00	625.00	600.00	450.00	425.00

7.11 Intercity Consumer Prices April, 2014

Description	Unit	Jhang	Multan	Muzaffar- garh	D.G. Khan	Vehari	Sargo- dha	Mian- wali	Bahawal- pur	Bahawal- nagar	R.Y. Khan
WHEAT	10 KG.	375.00	390.00	390.00	375.00	382.50	325.00	380.00	325.00	307.50	317.50
WHEAT FLOUR FINE/SUPERIOR.	KG.	45.00	44.00	43.50	44.00	42.00	46.00	45.00	42.00	42.00	43.00
WHEAT FLOUR AVG. QLTY	KG.	40.00	42.50	42.00	41.87	40.50	37.50	40.00	41.00	40.00	40.00
WHEAT FLOUR BAG	10 KG.	392.50	425.00	420.00	418.70	392.50	375.00	400.00	410.00	400.00	400.00
MAIDA	KG.	50.00	50.00	49.00	50.00	50.00	52.00	52.00	55.00	50.00	50.00
SUJI	KG.	50.00	50.00	50.00	50.00	50.00	52.00	52.00	55.00	50.00	50.00
BESAN AV. QLTY.	KG.	65.00	69.17	77.50	80.00	80.00	72.50	68.00	80.00	77.50	70.00
RICE BASMATI SUP. QLTY.	KG.	130.00	135.83	137.50	120.00	135.00	135.00	145.00	135.00	135.00	150.00
RICE BASMATI 385/386	KG.	80.00	82.50	87.50	80.00	87.50	85.00	100.00	120.00	83.75	90.00
RICE BASMATI BROKEN AV.QLTY	KG.	75.00	77.50	77.50	70.00	75.00	65.00	80.00	62.50	55.00	80.00
RICE IRRI-6 (SINDH/PUNJAB)	KG.	40.00	41.00	41.00	40.00	45.00	52.50	60.00	52.50	47.50	40.00
VERMICELLI	KG.	70.00	80.00	80.00	80.00	80.00	70.00	120.00	57.50	80.00	80.00
BREAD PLAIN MEDIUM SIZE	EACH	40.00	45.00	45.00	45.00	40.00	40.00	40.00	45.00	40.00	35.00
RUSK (PAPAY)	KG.	150.00	205.00	190.00	180.00	190.00	180.00	180.00	190.00	190.00	200.00
BISCUITS-PACKED	PKT	35.00	35.00	35.00	35.00	35.00	35.00	35.00	35.00	35.00	35.00
BISCUIT-BAKERY (LOOSE)	250 GM	65.00	90.00	67.50	70.00	75.00	75.00	80.00	85.00	70.00	75.00
CORNFLAKS FAUJI 225 GM.	PKT	166.50	171.00	171.00	166.50	166.50	166.50	166.50	171.00	166.50	166.50
SAMOSAS (VEGATABLE)	EACH	15.00	14.00	13.50	10.00	15.00	17.50	20.00	10.00	20.00	14.00
PASTRY AV.QLTY.	EACH	25.00	33.33	22.50	30.00	30.00	30.00	30.00	30.00	30.00	30.00
PATTIES (VEGATABLES)	EACH	20.00	25.83	20.00	20.00	15.00	30.00	25.00	20.00	25.00	25.00
NIMCO	250 GM	65.00	67.50	62.50	60.00	70.00	65.00	80.00	60.00	80.00	75.00
CHIPS	250 GM	100.00	70.83	70.00	65.00	60.00	75.00	80.00	70.00	112.50	128.00
BEEF WITH BONE AV.QLTY.	KG	260.00	275.00	245.00	260.00	250.00	265.00	260.00	265.00	240.00	220.00
MUTTON AV.QLTY.	KG	550.00	570.00	460.00	575.00	450.00	500.00	500.00	562.50	450.00	450.00
CHICKEN FARM BROILER (LIVE)	KG	160.00	162.50	158.00	170.00	162.50	160.00	165.00	160.00	168.00	168.00
FISH-RAHU MEDIUM SIZE	KG	350.00	336.67	340.00	290.00	312.50	250.00	300.00	275.00	250.00	280.00
MILK FRESH (UNBOILED)	LTR.	55.00	70.83	67.50	70.00	57.50	60.00	60.00	60.00	60.00	60.00
CURD	KG.	65.00	80.00	75.00	80.00	67.50	70.00	80.00	65.00	70.00	70.00
MILK TETRA PACK 1/2 LTR.	PKT.	60.00	50.00	50.00	50.00	50.00	50.00	50.00	60.00	50.00	50.00
LACTOGEN 400 GRAMS	PKT.	425.00	425.00	425.00	425.00	425.00	425.00	375.00	425.00	380.00	425.00
POWDER MILK NIDO 400GM.	PKT	325.00	325.00	325.00	325.00	325.00	325.00	325.00	325.00	325.00	325.00
MILK POWDER LOOSE/PACKED	KG.	400.00	534.50	530.00	640.00	580.00	500.00	425.00	475.00	550.00	550.00
BUTTER LOCAL PACKED	50 GM.	30.00	27.00	27.00	25.00	25.00	30.00	40.00	35.00	15.00	25.00
EGGS FARM	DOZ	80.00	77.50	82.50	90.00	85.00	76.00	74.00	79.00	85.00	70.00
MUSTARD OIL AV.QLTY.	KG.	160.00	172.50	180.00	170.00	175.00	190.00	180.00	170.00	160.00	200.00
COOKING OIL (DALDA)	2.5LTR	540.00	540.00	540.00	545.00	540.00	540.00	540.00	540.00	540.00	530.00
COOKING OIL (PAKWAN) OTHER BRAND SPECIFY	2.5 LTR	515.00	540.00	540.00	545.00	540.00	470.00	540.00	535.00	545.00	530.00
VEGETABLE GHEE TIN	2.5KG.	500.00	510.00	510.00	510.00	510.00	510.00	510.00	510.00	510.00	510.00
VEGETABLE GHEE (LOOSE)	KG.	175.00	169.67	169.00	168.00	194.00	155.00	180.00	167.50	155.00	165.00
DATES AV.QLTY.	KG.	160.00	155.83	162.50	130.00	190.00	130.00	180.00	190.00	200.00	160.00
PISTACHIO AV.QLTY.	50 GM.	100.00	124.17	125.00	120.00	150.00	145.00	90.00	105.00	100.00	110.00
ALMONDS WHOLE AV.QLTY.	KG.	480.00	356.67	335.00	400.00	512.50	450.00	400.00	425.00	550.00	530.00
COCONUT DRY AV.QLTY.	KG.	220.00	270.00	265.00	290.00	230.00	250.00	215.00	272.50	300.00	260.00
RAISINS AV.QLTY.	50 GM.	20.00	15.50	17.00	15.00	19.00	17.50	20.00	23.00	15.00	15.00
GROUNDNUTS (WITH SHELL)	KG.	160.00	161.67	165.00	120.00	125.00	160.00	200.00	230.00	120.00	170.00
MALTA/MOSAMBI	DOZ	100.00	130.00	115.00	110.00	120.00	80.00	80.00	120.00	120.00	120.00
KINNU	DOZ	200.00	155.00	135.00	120.00	140.00	135.00	150.00	160.00	200.00	200.00
APPLE	KG	110.00	152.50	155.00	80.00	135.00	65.00	100.00	115.00	160.00	100.00
ALOO BUKHARA	KG	0.00	0.00	0.00	0.00	0.00	0.00	0.00	0.00	0.00	0.00
POMEGRANATE (ANNAR)	KG	0.00	0.00	0.00	0.00	0.00	0.00	0.00	0.00	0.00	0.00
GRAPES	KG	0.00	0.00	0.00	0.00	0.00	0.00	0.00	0.00	0.00	0.00
BANANAS	DOZ	60.00	82.50	87.50	50.00	75.00	55.00	70.00	60.00	60.00	50.00
MANGO KALMI	KG	0.00	0.00	0.00	0.00	0.00	0.00	0.00	0.00	0.00	0.00
GUAVA	KG	60.00	61.67	62.50	60.00	40.00	75.00	70.00	95.00	50.00	40.00

Contd.

7.11 Intercity Consumer Prices April, 2014

Description	Unit	Jhang	Multan	Muzaffar- garh	D.G. Khan	Vehari	Sargo- dha	Mian- wali	Bahawal- pur	Bahawal- nagar	R.Y. Khan
WATERMELON (TURBOOZ)	KG	40.00	38.00	37.50	40.00	40.00	50.00	40.00	40.00	40.00	40.00
MUSKMELON (KHARBOOZA)	KG	50.00	53.50	57.50	60.00	60.00	55.00	70.00	55.00	50.00	60.00
SWEETMELON (GARMA)	KG	0.00	0.00	0.00	0.00	0.00	0.00	0.00	0.00	0.00	0.00
PULSE MASOOR (WHOLE)	KG.	90.00	102.50	117.50	100.00	125.00	110.00	150.00	110.00	120.00	100.00
PULSE MASOOR (WASHED)	KG.	145.00	119.00	119.00	110.00	135.00	140.00	180.00	120.00	120.00	110.00
PULSE MOONG (WASHED)	KG.	150.00	152.50	152.50	150.00	160.00	145.00	160.00	155.00	130.00	150.00
PULSE MASH (WASHED)	KG.	120.00	122.50	127.50	130.00	165.00	135.00	140.00	125.00	140.00	125.00
PULSE GRAM	KG.	60.00	70.00	72.50	70.00	72.50	62.00	70.00	70.00	70.00	70.00
GRAM WHOLE BLACK AV.QLTY.	KG.	60.00	67.50	67.50	65.00	62.50	67.50	60.00	70.00	65.00	70.00
GRAM WHOLE YELLOW AV.QLTY	KG.	90.00	103.33	112.50	100.00	105.00	110.00	100.00	130.00	112.50	110.00
BEANS (LAL LOBIA)	KG.	180.00	191.67	190.00	200.00	190.00	165.00	180.00	150.00	160.00	180.00
POTATOES	KG	57.50	57.50	57.50	55.00	60.00	57.50	50.00	52.00	56.25	60.00
ONION	KG	32.50	27.50	27.50	35.00	35.00	37.50	40.00	35.00	25.00	30.00
TURNIP	KG	0.00	0.00	0.00	0.00	0.00	0.00	0.00	0.00	0.00	0.00
RADISH	KG	0.00	0.00	0.00	0.00	0.00	0.00	0.00	0.00	0.00	0.00
TOMATOES	KG	32.50	49.17	52.50	40.00	40.00	60.00	40.00	37.50	45.00	50.00
CABBAGE	KG	20.00	22.50	22.50	20.00	15.00	17.50	25.00	15.50	20.00	25.00
CAULIFLOWER	KG	30.00	27.50	27.50	35.00	27.50	27.50	30.00	25.00	55.00	50.00
BRINJAL	KG	0.00	0.00	0.00	0.00	0.00	0.00	0.00	0.00	0.00	0.00
PUMPKIN	KG	0.00	0.00	0.00	0.00	0.00	0.00	0.00	0.00	0.00	0.00
BOTTLEGOURD	KG	37.50	31.67	27.50	30.00	27.50	45.00	40.00	45.00	30.00	40.00
LADY FINGER	KG	0.00	0.00	0.00	0.00	0.00	0.00	0.00	0.00	0.00	0.00
PEAS	KG	42.50	79.17	77.50	80.00	95.00	105.00	70.00	67.50	85.00	80.00
SPINACH	KG	0.00	0.00	0.00	0.00	0.00	0.00	0.00	0.00	0.00	0.00
TINDA	KG	85.00	155.56	125.00	100.00	175.00	115.00	20.00	140.00	120.00	120.00
TURAI	KG	0.00	0.00	0.00	0.00	0.00	0.00	0.00	0.00	0.00	0.00
KARAILA	KG	0.00	0.00	0.00	0.00	0.00	0.00	0.00	0.00	0.00	0.00
ARVI	KG	0.00	0.00	0.00	0.00	0.00	0.00	0.00	0.00	0.00	0.00
CHILLIES GREEN	KG	60.00	52.50	47.50	70.00	60.00	45.00	80.00	50.00	60.00	60.00
CARROT	KG	22.50	17.50	17.50	40.00	50.00	35.00	20.00	60.00	20.00	40.00
COCUMBER (KHEERA)	KG	20.00	20.00	20.00	20.00	27.50	20.00	25.00	22.50	15.00	20.00
LEMON	250GM	40.00	42.50	42.50	40.00	45.00	25.00	30.00	50.00	20.00	40.00
SUGAR REFINED	KG.	52.00	51.50	51.50	52.00	50.00	52.00	52.00	52.00	52.00	50.00
GUR AV.QLTY	KG.	65.00	67.50	67.50	60.00	70.00	67.50	80.00	67.50	60.00	65.00
HONEY LANGANESE 500 GM.	BOTTLE	850.00	800.00	400.00	925.00	867.50	790.00	695.00	850.00	850.00	750.00
MILO 200 GM.	BOTTLE	167.00	200.00	200.00	200.00	200.00	200.00	220.00	220.00	220.00	220.00
CUSTARD POWDER RAFHAN 300 GM.	PKT	75.00	70.00	70.00	70.00	75.00	75.00	70.00	75.00	70.00	70.00
TOFFEE (HILAL)	EACH	2.00	1.00	1.00	1.00	2.00	2.00	1.00	1.00	2.00	2.00
CHOWKELATE CANDY (SMALL SIZE)	EACH	5.00	5.00	5.00	5.00	5.00	5.00	5.00	5.00	5.00	5.00
SWEETMEAT (MIXED)	KG	240.00	291.67	280.00	280.00	260.00	250.00	300.00	335.00	260.00	320.00
ICE CREAM WALLS	CUP.	40.00	40.00	40.00	40.00	40.00	40.00	40.00	40.00	40.00	40.00
ICE	KG	3.00	2.50	2.50	6.00	4.50	5.00	2.00	6.50	10.00	10.00
JAM AHMED/MITCHELLES	BOTTLE	120.00	120.00	120.00	130.00	135.00	125.00	120.00	130.00	130.00	130.00
SQUASH-MITCHELLES	BOTTLE	140.00	150.00	150.00	150.00	135.00	150.00	150.00	155.00	150.00	150.00
ROOH AFZA	BOTTLE	140.00	130.00	130.00	140.00	130.00	150.00	140.00	140.00	130.00	145.00
JAM-E-SHIREEN	BOTTLE	145.00	150.00	150.00	150.00	145.00	150.00	145.00	150.00	150.00	145.00
SAUNF	50 GM	15.00	15.67	19.00	10.00	19.00	15.00	15.00	22.00	15.00	12.00
CINAMON LOOSE AV. QLTY	50 GM.	30.00	15.17	17.00	15.00	20.00	27.50	20.00	20.00	20.00	20.00
CUMINSEED WHITE NATIONAL	50 GM.	52.00	52.00	52.00	52.00	52.00	50.00	50.00	52.00	52.00	52.00
PEPPER BLACK NATIONAL	50 GM.	96.00	96.00	96.00	96.00	80.00	96.00	96.00	96.00	96.00	96.00
CLOVES LOOSE AV.QLTY	50 GM.	90.00	88.33	97.50	80.00	95.00	135.00	90.00	105.00	100.00	90.00
CARDAMOM LARGE LOOSE AV.QLTY	50 GM.	130.00	129.17	127.50	130.00	140.00	130.00	120.00	127.50	125.00	120.00
CARDAMOM SMALL AV.QLTY	50 GM.	60.00	84.17	105.00	70.00	130.00	130.00	120.00	115.00	80.00	100.00
SALT-POWDERED (LAHORI) LOOSE	KG.	6.00	9.00	9.00	10.00	11.00	9.00	10.00	10.00	10.00	10.00

Contd.

7.11 Intercity Consumer Prices April, 2014

Description	Unit	Jhang	Multan	Muzaffar-garh	D.G. Khan	Vehari	Sargo-dha	Mian-wali	Bahawal-pur	Bahawal-nagar	R.Y. Khan
SALT POWDERED (NATIONAL/SHAN)	PKT	25.00	25.00	25.00	25.00	25.00	25.00	20.00	25.00	25.00	25.00
CHILLIES POWD.NATIONAL 200GM	PKT	105.00	105.00	105.00	105.00	105.00	105.00	105.00	105.00	105.00	105.00
CHILLIES POWDER LOOS	KG.	200.00	230.00	230.00	200.00	180.00	220.00	280.00	190.00	240.00	240.00
CORRIANDER SEED POWD.NATIONAL	PKT	78.00	88.00	88.00	78.00	78.00	78.00	78.00	88.00	78.00	78.00
CORRIANDER SEED (LOOSE)	KG.	240.00	255.00	250.00	240.00	240.00	235.00	240.00	245.00	260.00	240.00
TURMERIC POWD.NATIONAL 50GM	PKT.	35.00	35.00	35.00	35.00	35.00	35.00	35.00	35.00	35.00	35.00
CURRY POWD. NATIONAL 200 GM	PKT.	87.00	86.00	86.00	86.00	87.00	87.00	87.00	87.00	86.00	87.00
TOMATO KETCHUP AHMED/MITCHL	BOTTLE	80.00	80.00	80.00	80.00	85.00	75.00	75.00	70.00	80.00	95.00
PICKLES AHMED/MITCHELLES	BOTTLE	90.00	95.00	95.00	90.00	110.00	95.00	105.00	90.00	105.00	110.00
VINEGAR SYNTHETIC (SIRKA)	BOTTLE	80.00	75.00	75.00	80.00	80.00	50.00	60.00	50.00	80.00	80.00
GARLIC	KG	130.00	132.50	125.00	150.00	150.00	110.00	120.00	140.00	100.00	140.00
GINGER	KG	240.00	235.00	235.00	250.00	245.00	230.00	240.00	227.50	260.00	280.00
TAPAL DANEDAR TEA 200GM PACKET	PKT	131.58	131.58	131.58	131.58	131.58	131.58	131.58	113.61	131.58	131.58
TEA LIPTON YELLOW LABEL 200GM.	PKT.	147.37	147.37	147.37	147.37	147.37	147.37	147.37	124.21	147.37	147.37
TEA LOOSE KENYA AV.QLTY 250GM.	PKT.	130.00	115.83	122.50	130.00	130.00	130.00	150.00	132.50	130.00	125.00
COFFEE-NESCAFE 75 GM. **	BOTTLE	330.00	320.00	320.00	330.00	300.00	325.00	320.00	300.00	355.00	355.00
COLD DRINK (STANDARD SIZ)	BOTTLE	22.00	20.00	25.00	25.00	22.00	21.00	25.00	22.00	18.00	25.00
FRUIT JUICE TETRA PACK	PKT.	18.00	15.00	15.00	15.00	15.00	20.00	20.00	15.00	15.00	15.00
MINERAL WATER NESTLE 1.5 LTR	BOTTLE	50.00	45.00	45.00	45.00	47.50	45.00	50.00	45.00	50.00	50.00
CIGARETTES K-2 10'S **	PKT	40.00	36.00	36.00	37.00	38.00	40.00	38.00	36.00	40.00	38.00
CIGARETTES CAPSTAN 10'S **	PKT	40.00	38.00	38.00	40.00	40.00	40.00	40.00	38.00	40.00	40.00
CIGARETTES GOLD LEAF 20'S	PKT	90.00	84.00	84.00	90.00	90.00	90.00	90.00	88.00	90.00	90.00
CIGARETTES MORVEN GOLD 20'S	PKT	40.00	38.00	38.00	40.00	40.00	40.00	40.00	38.00	40.00	40.00
BETEL LEAVES	50GM.	70.00	62.50	55.00	60.00	80.00	55.00	75.00	105.00	55.00	60.00
BETEL NUTS	KG.	440.00	255.00	255.00	225.00	255.00	260.00	290.00	270.00	220.00	220.00
LONG CLOTH 57" GUL AHMED/AL-KARAM	METER	360.00	250.00	250.00	200.00	165.00	200.00	200.00	180.00	270.00	270.00
SHIRTING AV.QLTY.	METER	300.00	210.00	190.00	100.00	155.00	140.00	150.00	115.00	175.00	175.00
PANT CLOTH W & WEAR AV.QLTY	METER	400.00	342.50	342.50	300.00	412.50	425.00	400.00	525.00	550.00	475.00
LAWN PRINTED GUL AHMED/AL-KARAM	METER	350.00	270.00	270.00	225.00	175.00	360.00	200.00	333.00	360.00	360.00
GEORGETTE AV.QLTY	METER	350.00	108.00	115.00	125.00	145.00	175.00	105.00	110.00	220.00	225.00
LINEN AV.QLTY ***	METER	250.00	230.00	210.00	90.00	160.00	135.00	140.00	125.00	220.00	240.00
HEAVY WT SUITING LAWERNPCUR AVG QLTY	METER	1600.00	1200.00	1200.00	1200.00	1200.00	950.00	950.00	1425.00	1500.00	1300.00
HEAVY WT SUITING LAWERNPCUR SUP QLTY	METER	1800.00	1950.00	1950.00	1950.00	1950.00	1200.00	1200.00	2050.00	2000.00	1600.00
TROPICAL SUITING LAW.PUR	METER	1600.00	1200.00	1200.00	700.00	730.00	950.00	950.00	1250.00	1400.00	1100.00
PANT BOY 24"/26" LENGTH.	EACH	550.00	380.00	365.00	350.00	425.00	400.00	350.00	462.50	550.00	400.00
SHIRT BOY 24"/26" LENGTH	EACH	450.00	310.00	290.00	250.00	275.00	275.00	255.00	387.50	400.00	350.00
SCHOOL UNI. PANT,SHIRT BOYS	SUIT	700.00	573.33	525.00	500.00	412.50	462.50	600.00	725.00	750.00	750.00
SCHOOL UNI. KAMEEZ,SHAL.BOYS	SUIT	750.00	518.00	675.00	550.00	412.50	550.00	600.00	725.00	750.00	700.00
SCHOOL UNI. KAMEEZ,SHAL.GIRL	SUIT	700.00	516.67	675.00	550.00	412.50	530.00	650.00	687.50	750.00	750.00
FROCK W/WEAR GIRLS	EACH	1200.00	1200.00	1650.00	700.00	525.00	925.00	1000.00	1850.00	1300.00	990.00
AWAMI-SUIT W & W(BOY) 24"/26	SUIT	1100.00	775.00	775.00	700.00	587.50	750.00	1200.00	775.00	1400.00	1000.00
AWAMI-SUIT W&W (GENTS)AV.QLTY	SUIT	1350.00	935.00	1225.00	1200.00	1150.00	1750.00	1200.00	1150.00	1500.00	1385.00
PULLOVER GENTS OXFORD/BON.	EACH	2880.00	2830.00	2830.00	2600.00	3275.00	3400.00	2300.00	2550.00	2880.00	2880.00
PULLOVER LADIES OXFORD/BON.	EACH	2300.00	2450.00	2450.00	2500.00	3275.00	2500.00	2300.00	2380.00	2795.00	2795.00
PULLOVER (GENTS) OTHERS A.QTY	EACH	600.00	941.67	825.00	500.00	575.00	875.00	800.00	950.00	1400.00	800.00
SECOND-HAND COAT FOR MEN	EACH	500.00	375.00	375.00	200.00	200.00	150.00	420.00	1050.00	500.00	425.00
SECONDHAND SWEETER FOR MEN DUP QLTY	EACH	150.00	212.50	175.00	50.00	95.00	150.00	150.00	425.00	200.00	175.00
SECONDHAND WINTER JACKET	EACH	500.00	265.00	262.50	150.00	212.50	250.00	300.00	650.00	400.00	325.00
UNDERWEAR AV.QLTY MEDIUM SIZE	EACH	120.00	148.33	145.00	120.00	87.50	90.00	150.00	110.00	200.00	200.00
VEST FOR MEN AV.QLTY.	EACH	130.00	120.00	145.00	100.00	115.00	110.00	150.00	182.50	200.00	200.00
VEST/SHAMEEZ (WOMEN) AVG. QLTY	EACH	140.00	159.17	135.00	150.00	95.00	90.00	150.00	162.50	200.00	150.00
SOCKS NYLON (PAKISTANI)	PAIR	70.00	92.50	82.50	80.00	77.50	110.00	100.00	115.00	100.00	95.00
BRASSIER AV.QLTY.	EACH	220.00	149.17	87.50	120.00	95.00	100.00	200.00	160.00	210.00	210.00
BRASSIER SUP QLTY	EACH	525.00	310.00	210.00	250.00	225.00	405.00	360.00	387.50	550.00	595.00

Contd.

7.11 Intercity Consumer Prices April, 2014

Description	Unit	Jhang	Multan	Muzaffar- garh	D.G. Khan	Vehari	Sargo- dha	Mian- wali	Bahawal- pur	Bahawal- nagar	R.Y. Khan
DOPATTA GEORGETTE AV.QLTY.	EACH	400.00	216.67	210.00	250.00	325.00	225.00	200.00	300.00	400.00	412.50
DOPATTA COTTON AV GLTY	EACH	200.00	210.00	205.00	250.00	195.00	225.00	180.00	312.50	400.00	250.00
CHADDAR (W/WEAR) (2x2.5 MTR)	EACH	500.00	375.00	475.00	350.00	375.00	350.00	300.00	425.00	650.00	450.00
LUNGI/DHOTI(COTTON) AVG. QLTY	EACH	300.00	208.33	265.00	275.00	245.00	250.00	275.00	287.50	400.00	300.00
HANDKERCHIEF AVG. QLTY PAK	EACH	40.00	40.00	42.50	40.00	30.00	35.00	40.00	32.50	50.00	35.00
HANDKERCHIEF SUP. QLTY PAK	EACH	80.00	52.50	57.50	70.00	60.00	50.00	60.00	72.50	70.00	60.00
GLOVES AV QLTY	PAIR	60.00	96.67	95.00	150.00	72.50	90.00	115.00	115.00	100.00	95.00
AZARBAND COTTON AVG. QLTY	EACH	15.00	13.00	13.50	20.00	15.00	17.50	15.00	13.50	15.00	15.00
SEWING THREAD/REEL(ASLI PARI)	EACH	7.00	7.00	10.00	5.00	12.00	6.50	6.00	5.00	6.00	6.00
WASHING CHARGES PAINT & SHIRT	SUIT	100.00	106.67	100.00	60.00	107.50	90.00	120.00	115.00	70.00	70.00
DRY CLEANING SUIT COAT PANT	SUIT	300.00	278.00	262.50	250.00	325.00	300.00	350.00	487.50	350.00	250.00
WASHING CH. (KAMIZ-SHALWAR)	PAIR	70.00	73.33	70.00	60.00	80.00	70.00	60.00	85.00	60.00	60.00
TAILORING SHIRT	EACH	300.00	358.33	275.00	300.00	325.00	375.00	300.00	425.00	300.00	400.00
TAILORING CHARGES PANT (MEN)	EACH	500.00	470.00	375.00	450.00	512.50	550.00	400.00	475.00	500.00	450.00
TAILORING COAT-PANT SUIT	SUIT	3500.00	3450.00	3350.00	3000.00	3650.00	3000.00	3050.00	4900.00	4000.00	4000.00
TAILORING AWAMI-SUIT (MALE)	SUIT	450.00	475.00	400.00	400.00	425.00	400.00	450.00	475.00	400.00	550.00
TAILORING SUIT FEMALE	SUIT	450.00	333.33	300.00	250.00	337.50	475.00	300.00	475.00	350.00	475.00
GENTS SHOES PAUL BATA	PAIR	1199.00	1199.00	1199.00	1199.00	1199.00	1199.00	1199.00	1199.00	1199.00	1199.00
GENTS SANDAL BATA	PAIR	699.00	699.00	699.00	699.00	699.00	699.00	699.00	699.00	699.00	699.00
GENTS SPOUNG CHAPPAL BATA	PAIR	179.00	179.00	179.00	179.00	179.00	179.00	179.00	179.00	179.00	179.00
LADIES SANDAL BATA	PAIR	499.00	499.00	499.00	499.00	499.00	499.00	499.00	499.00	499.00	499.00
LADIES SPOUNG CHAPPAL BATA	PAIR	179.00	179.00	179.00	179.00	179.00	179.00	179.00	179.00	179.00	179.00
CHILD SHOE POWER LITE BATA	PAIR	599.00	599.00	599.00	599.00	599.00	599.00	599.00	599.00	599.00	599.00
GENTS SHOE, ART 1109 SERVICE	PAIR	999.00	999.00	999.00	999.00	999.00	999.00	999.00	999.00	999.00	999.00
NYLON JOGGER 27 SIZE 2-5 ***	PAIR	1299.00	1299.00	1299.00	1299.00	1299.00	1299.00	1299.00	1299.00	1299.00	1299.00
CHINA FOOT WEAR AV. QLTY (MALE) *	PAIR	800.00	516.67	525.00	450.00	675.00	550.00	400.00	1050.00	500.00	500.00
CHINA FOOT WEAR AV. QLTY (FEMALE) *	PAIR	700.00	325.00	325.00	325.00	325.00	450.00	400.00	1050.00	400.00	400.00
CHINA FOOT WEAR AV. QLTY (CHILDREN) *	PAIR	500.00	275.00	225.00	275.00	262.50	375.00	400.00	825.00	400.00	400.00
SHOE REPAIR HALF SOLE	PAIR	100.00	117.00	72.50	75.00	55.00	150.00	80.00	110.00	80.00	80.00
SHOES POLISH CHARGES AVERAGE SHOP	PAIR	20.00	17.50	17.50	20.00	15.00	17.50	15.00	17.50	20.00	20.00
HOUSE RENT (combined)	MONTH	4194.00	6054.00	4287.00	3726.00	4366.00	5444.00	3300.00	6696.00	4121.00	3505.00
rent 2	pm	4194.00	6054.00	4287.00	3726.00	4366.00	5444.00	3300.00	6696.00	4121.00	3505.00
RENT3	PM	4194.00	6054.00	4287.00	3726.00	4366.00	5444.00	3300.00	6696.00	4121.00	3505.00
RENT4	PM	4194.00	6054.00	4287.00	3726.00	4366.00	5444.00	3300.00	6696.00	4121.00	3505.00
RENT5	PM	4194.00	6054.00	4287.00	3726.00	4366.00	5444.00	3300.00	6696.00	4121.00	3505.00
RENT6	PM	4194.00	6054.00	4287.00	3726.00	4366.00	5444.00	3300.00	6696.00	4121.00	3505.00
SYNTHETIC ENEMAL ROBIALAC BALTI 3.64 LTR.	EACH	1850.00	2083.00	2083.00	1590.00	2083.00	1947.74	1620.00	2087.00	1966.00	1966.00
SYNTHETIC ENEMAL ICI BALTI 3.64 LTR.	EACH	1850.00	2077.00	2077.00	1726.00	2077.00	1938.84	1897.00	2080.00	2076.00	2076.00
CEMENT (LOCAL) SPECIFY BRAND NAME	BAG	515.00	505.00	505.00	500.00	497.50	495.00	500.00	502.50	500.00	495.00
BRICKS (NEW) IST CLASS	P/1000	5300.00	5366.67	4600.00	4550.00	4500.00	5650.00	4800.00	4900.00	4000.00	5500.00
CEMENT BLOCKS (6"x8"x12")	P/100	0.00	0.00	0.00	0.00	0.00	0.00	0.00	0.00	0.00	0.00
BAJREE	100CFT	3600.00	4800.00	3100.00	2500.00	5250.00	2900.00	2500.00	4800.00	5500.00	5500.00
SAND (BLACK PIT SAND)	K100CFT	2300.00	1800.00	1600.00	1800.00	1400.00	1550.00	1800.00	2000.00	2400.00	1600.00
TIMBER SHESHAM LOG IST QUALITY	cubmt.	38846.00	71000.00	52965.00	52900.00	42377.00	63566.00	42377.00	40612.00	56496.00	56494.00
IRON BAR (M.S. BAR) 1/2"	P/TON	75000.00	72500.00	72500.00	73500.00	80000.00	75000.00	77000.00	79250.00	78000.00	72500.00
CARPANTEE WAGE RATE	P/DAY	800.00	725.00	625.00	725.00	575.00	550.00	800.00	575.00	600.00	650.00
MASON (RAJ) WAGE RATE	P/DAY	800.00	700.00	675.00	725.00	600.00	675.00	800.00	625.00	600.00	700.00
UNSKILLED LABOUR WAGE RATE	P/DAY	400.00	400.00	375.00	375.00	350.00	375.00	400.00	375.00	350.00	400.00
PLUMBER WAGE RSTE	P/DAY	800.00	725.00	675.00	725.00	575.00	575.00	800.00	575.00	600.00	650.00
ELECTICIAN WAGE RATE PER DAY **	P/DAY	800.00	0.00	0.00	0.00	575.00	0.00	800.00	0.00	500.00	0.00
ELECTICIAN WAGE RATE PER POINT **	P/PNT	85.00	90.00	70.00	60.00	70.00	110.00	100.00	95.00	100.00	70.00
WATER CHARGES PER HOUSE	P/MONTH	60.00	100.00	0.00	75.00	50.00	25.00	65.00	60.00	50.00	50.00
ELECT.CHARGES UPTO 50 UNITS	P/UNIT	2.00	2.00	2.00	2.00	2.00	2.00	2.00	2.00	2.00	2.00
ELECT.CHARGES 01 - 100 UNIT	P/UNIT	5.79	5.79	5.79	5.79	5.79	5.79	5.79	5.79	5.79	5.79

Contd.

7.11 Intercity Consumer Prices April, 2014

Description	Unit	Jhang	Multan	Muzaffar- garh	D.G. Khan	Vehari	Sargo- dha	Mian- wali	Bahawal- pur	Bahawal- nagar	R.Y. Khan
ELECT.CHARGES 301 - 1000 UNIT	P/UNIT	15.27	15.27	15.27	15.27	15.27	15.27	15.27	15.27	15.27	15.27
ELECT.CHARGES ABOVE 1000 UNIT	P/UNIT	17.41	17.41	17.41	17.41	17.41	17.41	17.41	17.41	17.41	17.41
ELEC	PM	10.03	10.03	10.03	10.03	10.03	10.03	10.03	10.03	10.03	10.03
GAS CHR9 upto 3.3719 MMBTU	MMBTU	124.18	124.18	124.18	124.18	0.00	124.18	0.00	124.18	0.00	124.18
GAS CHR9 3.3719 - 6.7438 MMBTU	MMBTU	248.37	248.37	248.37	248.37	0.00	248.37	0.00	248.37	0.00	248.37
GAS CHR9 6.7438 - 10.1157 MMBTU	MMBTU	248.37	248.37	248.37	248.37	0.00	248.45	0.00	248.37	0.00	248.37
GAS CHR9 10.1157 - 13.4876 MMBTU	MMBTU	620.91	620.91	620.91	620.91	0.00	620.91	0.00	620.91	0.00	620.91
GAS	PM	620.91	620.91	620.91	620.91	0.00	620.91	0.00	620.91	0.00	620.91
GAS	PM	372.55	372.55	372.55	372.55	0.00	372.55	0.00	372.55	0.00	372.55
KEROSENE OIL	LTR	115.00	119.00	120.00	112.50	122.50	110.00	127.00	122.00	125.00	120.00
FIREWOOD WHOLE	40 KG.	500.00	545.00	525.00	450.00	490.00	475.00	300.00	565.00	560.00	550.00
CHAIR SHESHAM WOOD WITH ARMS **	EACH	1800.00	1450.00	1450.00	1500.00	1900.00	1800.00	1800.00	2650.00	2300.00	1400.00
CHAIR PLASTIC (CHAIRMAN) AVERAGE QUALITY	EACH	725.00	600.00	650.00	550.00	650.00	750.00	750.00	1150.00	750.00	600.00
TABLE SHESHAM WOOD (4X2X5") ***	EACH	3200.00	4033.33	4250.00	3000.00	3000.00	3750.00	3000.00	7550.00	10000.00	6000.00
SOFASET WOODEN WITH FOAM SEAT **	SET	18000.00	13500.00	12250.00	16000.00	14500.00	18000.00	15000.00	26250.00	16000.00	20000.00
COT IRON (WITH NIWAR)AV.QLTY.	EACH	2100.00	1850.00	1750.00	1300.00	1450.00	1800.00	1650.00	3300.00	2200.00	2000.00
ALMIRAH (STEEL) 6'X3' 20 GAUGE	EACH	8000.00	6275.00	6250.00	9000.00	12000.00	10500.00	8000.00	13250.00	12000.00	7500.00
DINNING TABLE 6 CHAIRS A.QLTY	SET	25000.00	17166.67	16500.00	19500.00	21000.00	23500.00	12000.00	27500.00	22000.00	25000.00
SINGLE BED WITHOUT FOAM MED.	EACH	7000.00	5625.00	4900.00	4750.00	5000.00	5500.00	4000.00	8750.00	6500.00	5000.00
MATRESS SINGLE(4"THICK)	EACH	5240.00	5100.00	5100.00	5100.00	5100.00	4900.00	4500.00	5700.00	5700.00	5700.00
FARSHI DARI 12'X9' AV.QLTY	EACH	2500.00	1150.00	1300.00	1000.00	1175.00	1100.00	1500.00	1950.00	1300.00	1300.00
DARI COTTON (6'x2 1/2') AV.QL	EACH	450.00	373.50	500.00	400.00	325.00	550.00	725.00	1550.00	1200.00	450.00
CARPET PLAIN AV. QLTY	SQFT.	35.00	31.83	30.00	25.00	29.00	37.50	55.00	27.50	42.00	35.00
QUILT (LIHAF) 3 KG. COTTON	EACH	1200.00	956.25	725.00	500.00	775.00	1400.00	1000.00	1250.00	1200.00	600.00
BLANKET (90" x 54")	EACH	3500.00	3750.00	3750.00	1800.00	3750.00	4250.00	3200.00	4900.00	4000.00	3500.00
BEDSHEET SINGLE BED SUP.QLTY	EACH	700.00	633.33	525.00	550.00	625.00	650.00	450.00	1350.00	800.00	450.00
BED SHEET DOUBLE WITH TWO PILLOW COVERS SUP QLTY	SET	1200.00	1258.33	1150.00	900.00	1225.00	1350.00	800.00	2150.00	2000.00	1800.00
TOWEL(3'x2') AV. QALTY	EACH	250.00	242.00	235.00	200.00	275.00	190.00	280.00	187.50	300.00	300.00
CEILING FAN 48" SUPER QLTY **	EACH	2850.00	3095.00	2800.00	3095.00	3095.00	3400.00	3300.00	2550.00	3095.00	2800.00
PEDESTAL FAN 22" SUPER QLTY	EACH	4200.00	4870.00	4625.00	4600.00	4750.00	4000.00	3400.00	3775.00	4720.00	3850.00
REFG. DAWLENCE 10 CFT. D.DOOR	EACH	29800.00	29600.00	29600.00	31500.00	29200.00	33000.00	27500.00	30500.00	31000.00	28800.00
D-FREEZER WAVES 8 CFT.	EACH	30500.00	28900.00	28900.00	27000.00	28900.00	28500.00	25000.00	30500.00	28600.00	29000.00
AIRCONDITIONER 1.5 TON PEL	EACH	41500.00	40000.00	40000.00	42000.00	35000.00	35000.00	41000.00	38500.00	38500.00	41000.00
SPLIT AIR CONDITIONER 1.5 TON (SPECIFY BRAND NAME)	EACH	48000.00	48000.00	48000.00	47000.00	42000.00	40500.00	41000.00	45000.00	46300.00	43000.00
AIRCOOLER SUPER ASIA	EACH	13500.00	11900.00	11900.00	14500.00	13400.00	14500.00	9500.00	14600.00	15500.00	11000.00
WASHING MACHINE SINGER	EACH	15450.00	15600.00	15600.00	15650.00	15500.00	15900.00	15000.00	15600.00	15450.00	14700.00
SEWING MACHINE(SINGER)	EACH	5800.00	5860.00	6400.00	6400.00	6210.00	5810.00	5210.00	5220.00	5750.00	6000.00
GIZER LARGE SIZE 30 GALLON CAPACITY SUP QLTY	EACH	19500.00	19400.00	19400.00	19700.00	19400.00	19000.00	12500.00	14025.00	16000.00	20700.00
GAS BURNER DOUBLE SPFY.BRAND	EACH	2000.00	1475.00	1425.00	1300.00	1250.00	1650.00	1500.00	1750.00	2200.00	1500.00
ELECT. IRON PHILIPS MDL.1120	EACH	1500.00	2100.00	1600.00	2100.00	1500.00	2500.00	1600.00	1300.00	2000.00	2100.00
ELECTRIC JUICER FOR APPLE	EACH	7875.00	8400.00	8200.00	3600.00	8250.00	4250.00	6375.00	4700.00	6000.00	4500.00
S.STEEL DEGHCHI MEDIUM SIZE ***	EACH	400.00	767.50	400.00	350.00	737.50	390.00	525.00	1150.00	550.00	570.00
ALUMINIUM COOKING PAN (DEGCHI) MED SIZE	EACH	550.00	296.25	285.00	350.00	565.00	475.00	500.00	1050.00	1300.00	1500.00
NON STICK COOKING PAN (DEGCHI) SUP. QLTY	EACH	800.00	741.67	650.00	650.00	765.00	675.00	725.00	1500.00	1400.00	1450.00
FRYING PAN STEEL AVG. QLTY MED. SIZE	EACH	400.00	295.00	195.00	300.00	255.00	225.00	325.00	700.00	550.00	570.00
TAWA IORN (MEDIUM SIZE) AVG. QLTY	EACH	275.00	185.00	225.00	180.00	210.00	237.50	350.00	325.00	350.00	235.00
S.STEEL PLATE A.QLTY.(M.SIZE)	EACH	80.00	75.00	55.00	60.00	72.50	65.00	90.00	95.00	70.00	75.00
TABLE SPOON S.STEEL SUP.QLTY.	DOZEN	320.00	275.83	245.00	350.00	390.00	375.00	300.00	587.50	450.00	360.00
WATER SET JUG+6 GLASSES (OMROC)	SET	380.00	380.00	410.00	350.00	330.00	800.00	400.00	625.00	400.00	410.00
TEA SET PAK. CHINAWARE 21 PCS.	SET	2000.00	1600.00	1750.00	2000.00	1775.00	1900.00	1500.00	2150.00	1750.00	1950.00
DINNER SET PLASTIC 72 PIECES SUPERIOR QLTY	SET	4200.00	4675.00	4750.00	5000.00	5500.00	5250.00	3525.00	6750.00	7800.00	7800.00
HOTPOT SET PLASTIC 3 PCS.	SET	1350.00	1275.00	1050.00	1600.00	1425.00	1300.00	1200.00	2050.00	1200.00	1250.00
BUCKET(BALTI) PLASTIC MED.SIZ	EACH	300.00	290.00	255.00	350.00	312.50	375.00	250.00	462.50	370.00	220.00
LOTA PLASTIC (MED SIZE) AVERAGE QUALITY	EACH	50.00	46.67	55.00	50.00	52.50	45.00	60.00	55.00	80.00	50.00

Contd.

7.11 Intercity Consumer Prices April, 2014

Description	Unit	Jhang	Multan	Muzaffar-garh	D.G. Khan	Vehari	Sargo-dha	Mian-wali	Bahawal-pur	Bahawal-nagar	R.Y. Khan
PRESURE COOKER 4 LTR.	EACH	1540.00	1650.00	1650.00	1000.00	1575.00	1200.00	1225.00	2100.00	1540.00	1580.00
WATER COOLER 9/10 LTR.PLASTIC ***	EACH	800.00	513.00	525.00	600.00	425.00	675.00	700.00	925.00	600.00	480.00
THERMOS STARVAC 1 LTR	EACH	425.00	391.00	390.00	370.00	462.50	450.00	400.00	600.00	450.00	240.00
BULB PHILIPS 100-WATTS	EACH	30.00	30.00	30.00	30.00	30.00	27.50	25.00	30.00	28.00	27.50
TUBE LIGHT PHILIPS 40 WATTS	EACH	95.00	100.00	100.00	95.00	97.50	100.00	100.00	100.00	100.00	100.00
ELECTRIC BLUBS "0" WATTE LOCAL	EACH	20.00	20.00	20.00	20.00	20.00	20.00	20.00	20.00	25.00	22.50
ELECTRIC BLUB ENERGY SAVER 14 WATTS	EACH	140.00	165.00	165.00	165.00	170.00	155.00	150.00	175.00	165.00	170.00
WASHING SOAP 250 GMS SPECIFY BRAND NAME	EACH	20.00	22.00	20.00	25.00	39.00	38.00	35.00	40.00	40.00	40.00
SURF EXCEL 400 GMS POLY BAG	EACH	125.00	125.00	125.00	125.00	125.00	125.00	125.00	125.00	125.00	125.00
WASHING POWDER 1000 GRM	EACH	185.00	185.00	185.00	180.00	180.00	185.00	180.00	185.00	185.00	185.00
WASHING POWDER (WHEEL/ BONUS) 100 GRAMS	EACH	95.00	95.00	95.00	90.00	95.00	95.00	95.00	95.00	90.00	90.00
CLEANSER POWDER VIM 1000 GM	PKT.	72.22	72.22	72.22	72.22	72.22	66.67	72.22	72.22	66.67	72.22
FINIS 500 ML	BOTTLE	185.00	185.00	185.00	165.00	150.00	195.00	155.00	237.50	175.00	175.00
PHNYLE TYPHONE/FINIS/CARRANITE 3 LITRES	BOTTLE	130.00	140.00	140.00	150.00	145.00	145.00	165.00	150.00	140.00	140.00
HARPIC	BOTTLE	130.00	130.00	130.00	130.00	126.25	125.00	125.00	130.00	130.00	130.00
BOOT POLISH CHERRY/KIWI 50ML	EACH	80.00	100.00	100.00	100.00	100.00	90.00	92.50	100.00	80.00	80.00
ROBIN BLUE (35 GRAMS)	PKT.	45.00	45.00	45.00	45.00	45.00	40.00	25.00	45.00	40.00	45.00
TISSU PAPER PERFUMED 100 PCS.	PKT	90.00	90.00	90.00	90.00	90.00	105.00	110.00	90.00	110.00	90.00
TOILET PAPER ROLL (R.PETEL)	P/ROLL	35.00	35.00	35.00	35.00	35.00	35.00	35.00	35.00	35.00	35.00
BOOT POLISH LIQUID CHEERY BLOSSOM KIWI 75 ML	BOTTLE	140.00	140.00	140.00	135.00	135.00	130.00	120.00	120.00	120.00	135.00
MATCH BOX SMALL	EACH	2.00	1.50	1.50	2.00	2.00	1.50	2.00	2.00	2.00	2.00
DRY CELL 1.5 VOLT(LOCAL)	EACH	25.00	20.00	20.00	20.00	25.00	22.50	20.00	20.00	25.00	25.00
HAND STITCHING NEEDLE M.SIZE	PACKET	10.00	10.00	10.00	5.00	10.00	10.00	9.00	5.50	6.00	6.00
SEWING MACHINE NEEDLE (SINGER)	EACH	6.00	8.60	8.60	5.00	5.00	5.00	5.00	5.00	8.50	8.50
HOUSEHOLD SERVANT FEMALE P/T	P/MNTH	2200.00	1500.00	1200.00	1350.00	1350.00	2750.00	2000.00	1900.00	1800.00	1000.00
MARRIAGE HALL WITH FURNITURE	P/HEAD	150.00	84.17	72.50	110.00	95.00	140.00	60.00	90.00	105.00	70.00
SEPTRAN TABLETS	10TAB.	15.00	15.00	15.00	15.00	15.00	15.00	15.00	15.00	15.00	15.00
BRUFEN TABS 200-MG.	10TAB.	10.00	10.00	10.00	10.00	10.00	10.00	10.00	10.00	10.00	10.00
PANADOL TAB. EXTRA/PLAIN	10TAB.	10.00	10.00	10.00	10.00	10.00	10.00	10.00	10.00	10.00	10.00
DISPRIN TAB.	10TAB.	10.00	10.00	10.00	10.00	10.00	10.00	10.00	10.00	10.00	10.00
TRISIL TAB.	10 TAB	10.00	10.00	10.00	10.00	10.00	10.00	10.00	10.00	10.00	10.00
FLAGYL TAB. 200 MG.	10TAB.	10.00	10.00	10.00	10.00	10.00	10.00	10.00	10.00	10.00	10.00
VENTOLIN TAB. 2MG.	10TAB.	9.00	9.00	9.00	9.00	9.00	9.00	9.00	9.00	9.00	9.00
DAONIL TAB. 5 MG.	10TAB.	17.00	17.00	17.00	17.00	17.00	17.00	17.00	17.00	17.00	17.00
ENTOX TAB.	10TAB.	10.00	10.00	10.00	10.00	10.00	10.00	10.00	10.00	10.00	10.00
RENITEC TAB. 5 MG.	10TAB.	59.00	59.00	59.00	59.00	59.00	59.00	59.00	59.00	59.00	59.00
CAC. 1000 TAB	BOTTLE	122.00	122.00	122.00	122.00	122.00	122.00	122.00	122.00	122.00	122.00
AMOXIL CAPSOLE 250 MG.S	10CAP.	36.00	36.00	36.00	36.00	36.00	36.00	36.00	36.00	36.00	36.00
CALCIUM SYRUP SANDOZ	BOTTLE	64.00	64.00	64.00	64.00	64.00	64.00	64.00	64.00	64.00	64.00
LEDERPLEX SYRUP	BOTTLE	35.00	35.00	35.00	35.00	35.00	35.00	35.00	35.00	35.00	35.00
SANCOS SYRUP (50 ML.)	BOTTLE	30.00	30.00	30.00	30.00	30.00	30.00	30.00	30.00	30.00	30.00
PHENERGAN SYRUP 120 ML.	BOTTLE	33.00	33.00	33.00	33.00	33.00	33.00	33.00	33.00	33.00	33.00
CALPOL SYRUP 60 ML.	BOTTLE	28.00	28.00	28.00	28.00	28.00	28.00	28.00	28.00	28.00	28.00
HYDRYLLIN SYRUP 120 ML.	BOTTLE	59.00	59.00	59.00	59.00	59.00	59.00	59.00	59.00	59.00	59.00
POLYFAX EYE OINTMENT	TUBE	21.00	21.00	21.00	21.00	21.00	21.00	21.00	21.00	21.00	21.00
BETNESOL EYE DROPS	BOTTLE	33.89	33.89	33.89	33.89	33.89	33.89	33.89	33.89	33.89	33.89
EAR DROPS (CARDISPORINE) ***	BOTTLE	21.00	21.00	21.00	21.00	21.00	21.00	21.00	21.00	21.00	21.00
BETNOVATE-N OINTMENT 5 GMS	TUBE	16.00	16.00	16.00	16.00	16.00	16.00	16.00	16.00	16.00	16.00
BURNOL CREAM 30 GRM	TUBE	16.00	16.00	16.00	16.00	16.00	16.00	16.00	16.00	16.00	16.00
VICKS VAPORUB/BALM	BOTTLE	36.00	36.00	36.00	36.00	36.00	36.00	36.00	36.00	36.00	36.00
GLYCRINE SMALL BOTTLE	BOTTLE	30.00	18.00	18.00	20.00	15.00	18.00	25.00	20.00	25.00	20.00
JOUHAR JOSHANDA	PKT.	6.00	7.00	7.00	6.00	6.00	6.00	6.00	6.00	6.00	6.00
GALXOS-D (450 GRMS)	PKT.	151.88	168.75	168.75	151.88	151.88	151.88	151.88	168.75	151.88	151.88
GRIPE-WATER WOODWARDS	BOTTLE	50.00	50.00	50.00	50.00	50.00	50.00	50.00	50.00	50.00	50.00

Contd.

7.11 Intercity Consumer Prices April, 2014

Description	Unit	Jhang	Multan	Muzaffar-garh	D.G. Khan	Vehari	Sargo-dha	Mian-wali	Bahawal-pur	Bahawal-nagar	R.Y. Khan
SANIPLAST ONE PUTTY	EACH	2.00	1.40	1.40	1.40	2.00	2.00	2.00	2.00	1.50	1.50
O.R.S. (NIMCOL)	PKT.	15.00	15.00	15.00	15.00	15.00	15.00	15.00	15.00	15.00	15.00
DETTOL (MEDIUM)	BOTTLE	46.80	46.80	46.80	46.80	46.80	46.80	46.80	46.80	46.80	46.80
COTTON BANDAGE 2" - 4"	EACH	8.25	7.00	10.00	7.00	8.00	5.00	10.00	8.00	8.00	8.00
THERMOMETER CHINA	EACH	35.00	42.50	51.25	40.00	45.00	45.00	50.00	45.00	40.00	40.00
DOCTOR (MBBS) CLINIC FEE	P/PAT.	300.00	100.00	100.00	100.00	100.00	150.00	300.00	200.00	200.00	250.00
URINE TEST (DR) CHARGES	P/TEST	50.00	68.75	55.00	70.00	50.00	45.00	60.00	90.00	50.00	60.00
BLOOD TEST (CP) CHARGES	P/TEST	200.00	290.00	225.00	200.00	237.50	175.00	210.00	225.00	120.00	100.00
SUGAR TEST (RANDOM/FASTING BOTH) CHARGES	P/TEST	120.00	122.50	100.00	100.00	60.00	90.00	120.00	120.00	100.00	150.00
ECG CHARGES	P/TEST	200.00	300.00	110.00	237.50	150.00	225.00	225.00	175.00	150.00	150.00
X-RAY (CHEST) CHARGES	P/X-RAY	300.00	250.00	185.00	300.00	200.00	275.00	300.00	200.00	200.00	200.00
CAR SUZUKI 800 CC (W/O. A/C)	EACH	0.00	646300.00	0.00	625000.00	641800.00	625000.00	625000.00	640800.00	645000.00	640000.00
CAR SUZUKI 1000 CC	EACH	0.00	1059333.33	0.00	1050000.00	1061800.00	1050000.00	0.00	1050800.00	1040000.00	1070000.00
CAR TOYOTA 1300 CC	EACH	1705000.00	1610500.00	0.00	0.00	0.00	1589500.00	0.00	1558000.00	1570000.00	1620000.00
CAR HONDA CIVIC	EACH	0.00	2032000.00	0.00	0.00	0.00	2057000.00	0.00	0.00	2125000.00	2150000.00
MOTORCYCLE HONDA CD-70.	EACH	69900.00	69900.00	69900.00	69900.00	69900.00	69900.00	68500.00	69900.00	69900.00	69900.00
MOTORCYCLE YAMAHA 100CC.	EACH	79300.00	80000.00	80000.00	79300.00	79500.00	79500.00	79500.00	80500.00	84500.00	85000.00
MOTOR CYCLE HERO 70 CC	EACH	44500.00	47500.00	0.00	44000.00	43000.00	42500.00	44500.00	47500.00	50000.00	48500.00
BICYCLE WITH TYRES & TUBES	EACH	8200.00	7500.00	7500.00	7000.00	7550.00	7250.00	7500.00	7350.00	7650.00	7500.00
TYRE CAR WITH TUBE GENERAL	EACH	4300.00	2800.00	2900.00	2800.00	3400.00	3750.00	3000.00	3600.00	3000.00	2950.00
TYRE MOTOR CYCLE WITHOUT TUBE	EACH	1250.00	970.00	990.00	850.00	1150.00	1150.00	1200.00	1283.00	1300.00	1230.00
TYRE CYCLE SPECIFY BRAND NAME	EACH	360.00	365.00	370.00	320.00	372.50	400.00	350.00	350.00	350.00	360.00
TYRE CAR W/O TUBE	EACH	4000.00	2800.00	0.00	2800.00	2965.00	3250.00	2625.00	4200.00	2800.00	2950.00
PETROL SUPER	LITRE	108.31	108.31	108.31	108.31	108.31	108.31	108.31	108.31	108.31	108.31
HIGH SPEED DIESEL HSD	LITRE	113.85	113.85	113.85	113.85	113.85	113.85	113.85	113.85	113.85	113.85
CNG	K.G.	0.00	66.14	66.14	0.00	0.00	0.00	0.00	0.00	0.00	66.14
GAS CYLINDER STAND. SIZE	EACH	1400.00	1442.50	1430.00	1350.00	1400.00	1400.00	1500.00	1540.00	1430.00	1425.00
MOTOR CYCLE SERVICE CHARGES	EACH	270.00	230.00	225.00	200.00	175.00	275.00	300.00	225.00	250.00	250.00
CAR SERVICE CHARGES	EACH	250.00	275.00	225.00	225.00	250.00	325.00	400.00	225.00	250.00	250.00
TYRE PUNCTURE CHARGES	EACH	50.00	70.00	65.00	30.00	45.00	50.00	50.00	55.00	80.00	50.00
CYCLE OVERHAULING CHARGES	EACH	400.00	280.83	290.00	250.00	195.00	350.00	350.00	200.00	300.00	150.00
CAR TAX FOR 800CC TO 1300CC	YEARLY	1800.00	1800.00	1800.00	2400.00	1800.00	1800.00	1800.00	1800.00	1800.00	1800.00
TRAIN FARE ECO. 1-100 KM.	P/KM.	0.71	0.71	0.71	0.71	0.71	0.71	0.71	0.71	0.00	0.71
TRAIN FARE ECO. 101-500 KM.	P/KM.	1.02	1.02	1.02	1.02	1.02	1.02	1.02	1.02	0.00	1.02
TRAIN FARE ECO. > 500 KM.	P/KM.	0.93	0.93	0.93	0.93	0.93	0.93	0.93	0.93	0.00	0.93
TRAIN FARE IST SLP. 1-100KM	P/KM.	2.18	2.18	2.18	2.18	2.18	2.18	2.18	2.18	0.00	2.18
TRAIN FARE IST SLP.101-500 KM	P/KM.	2.69	2.69	2.69	2.69	2.69	2.69	2.69	2.69	0.00	2.69
TRAIN FARE IST SLP. > 500 KM	P/KM.	2.07	2.07	2.07	2.07	2.07	2.07	2.07	2.07	0.00	2.07
TRAIN FARE A/C SLP. 1-100KM.	P/KM.	5.99	5.99	5.99	5.99	5.99	5.99	5.99	5.99	0.00	5.99
TRAIN FARE A/C SLP.101-500KM	P/KM.	4.77	4.77	4.77	4.77	4.77	4.77	4.77	4.77	0.00	4.77
TRAIN FARE A/C SLP > 500KM.	P/KM.	4.32	4.32	4.32	4.32	4.32	4.32	4.32	4.32	0.00	4.32
PLATEFORM TICKET	EACH	10.00	10.00	10.00	10.00	10.00	10.00	10.00	10.00	0.00	10.00
AUTO RICKSHAW FARES	KM/MIN	40.00	30.00	30.00	80.00	35.00	60.00	75.00	80.00	50.00	50.00
FULL TONGA CHARGES	KM/MIN	80.00	49.38	50.00	56.00	0.00	0.00	75.00	70.00	0.00	0.00
TAXI 4 SEATER FARE	KM/MIN	100.00	100.00	100.00	50.00	50.00	50.00	50.00	60.00	100.00	100.00
BUS FARE MIN (WITHIN CITY)	TICKET	0.00	13.00	0.00	0.00	0.00	15.00	0.00	0.00	0.00	0.00
BUS FARE MAX (WITHIN CIT	TICKET	0.00	26.00	0.00	0.00	0.00	27.50	0.00	0.00	0.00	0.00
BUS FARE OUTSIDE CITY	P/KM.	1.02	1.02	1.02	1.02	1.02	1.02	1.02	1.02	1.02	1.02
A/C BUS FARE OUTSIDE CITY	P/KM.	1.76	1.40	1.40	1.20	1.45	2.00	1.50	1.62	1.80	1.80
MINIBUS FARE MIN.WITH IN CITY	TICKET	0.00	13.00	0.00	0.00	0.00	0.00	0.00	0.00	0.00	0.00
MINIBUS FARE MAX.WITH IN CITY	TICKET	0.00	26.00	0.00	0.00	0.00	0.00	0.00	0.00	0.00	0.00
SUZUKI FARE MIN.WITH IN CITY	TICKET	15.00	13.00	0.00	8.00	0.00	13.50	15.00	10.00	15.00	0.00
SUZUKI FARE MAXIMUM W.IN CITY	TICKET	20.00	26.00	0.00	8.00	0.00	17.50	25.00	20.00	30.00	0.00
AIR FARE ECONOMY CLASS.	P/KM.	0.00	18.20	0.00	0.00	0.00	0.00	0.00	0.00	0.00	0.00

Contd.

7.11 Intercity Consumer Prices April, 2014

Description	Unit	Jhang	Multan	Muzaffar- garh	D.G. Khan	Vehari	Sargo- dha	Mian- wali	Bahawal- pur	Bahawal- nagar	R.Y. Khan
POSTAL ENVELOPE DOMESTIC	EACH	8.00	8.00	8.00	8.00	8.00	8.00	8.00	8.00	8.00	8.00
ENVELOPE FOR SAUDI ARABIA	EACH	50.00	50.00	50.00	50.00	50.00	50.00	50.00	50.00	50.00	50.00
POSTAL REGISTRATION CHARGES	EACH	28.00	28.00	28.00	28.00	28.00	28.00	28.00	28.00	28.00	28.00
U.M.S. REG CHARGES MIN.	EACH	58.00	58.00	58.00	58.00	59.00	58.00	58.00	59.00	58.00	58.00
T.C.S. CH. MIN.WITH IN ZONE	EACH	110.00	110.00	110.00	110.00	110.00	110.00	110.00	110.00	110.00	110.00
TELEPHONE CHARGES LOCAL CALL	P/CALL	3.94	3.94	3.94	3.94	3.94	3.94	3.94	3.94	3.94	3.94
TEL CHARGES OUT SIDE CITY	P/CALL	3.94	3.94	3.94	3.94	3.94	3.94	3.94	3.94	3.94	3.94
INTERNET CHARGES	P/HOUR	40.00	17.50	17.50	20.00	40.00	45.00	45.00	15.00	27.50	27.50
MOBILE CELL CHARGES	P/UNIT	3.00	3.00	4.00	3.00	3.00	3.00	3.00	4.50	2.50	3.06
FAX CHARGES (LOCAL)	P/PAGE	30.00	10.00	15.00	15.00	15.00	20.00	15.00	10.00	17.50	17.50
TELEPHONE SET AV. QLTY	EACH	900.00	775.00	450.00	900.00	975.00	750.00	525.00	1150.00	800.00	650.00
MOBILE SET NOKIA/SONY/ERICSON/SAMSUNG WITHOUT CAMERA	EACH	2600.00	3200.00	3200.00	2600.00	3200.00	2150.00	3000.00	5200.00	3650.00	3650.00
T.V. 20" COLORED WEGA H-A21.	EACH	16500.00	23500.00	23500.00	23500.00	19000.00	22000.00	23250.00	23800.00	18000.00	17500.00
T.V 20" COLOR CHINA/KORIA)	EACH	11900.00	14500.00	15000.00	14900.00	6650.00	6750.00	14250.00	15300.00	13000.00	12000.00
V.C.P. PANASONIC/LG/NAT	EACH	0.00	5000.00	0.00	5000.00	0.00	0.00	6500.00	5500.00	5000.00	0.00
DVD/VCD PLAYER PANASONIC/LG	EACH	4000.00	4420.00	4200.00	4000.00	4100.00	0.00	4500.00	4950.00	5000.00	5500.00
RADIO WITH C.PLAYER NATIONAL	EACH	1650.00	3333.33	0.00	3000.00	1500.00	4500.00	3000.00	2100.00	1800.00	1250.00
PERSONNEL COMPUTER (BRANDED)	EACH	45000.00	48200.00	48200.00	35000.00	40000.00	25000.00	38500.00	35000.00	66000.00	50000.00
VID. CASSETTE BLK. TDK/SONY	EACH	0.00	169.17	170.00	130.00	165.00	165.00	150.00	180.00	180.00	100.00
COM. C.D. (TDK/IMATION)	EACH	40.00	60.00	50.00	60.00	95.00	45.00	30.00	40.00	50.00	35.00
TAPE RECORDER CASSETTE BLANK	EACH	60.00	43.75	42.50	35.00	75.00	50.00	50.00	55.00	50.00	40.00
VIDEO GAME SEGA 16 BYTE	EACH	1150.00	1300.00	0.00	1600.00	1050.00	0.00	1500.00	1650.00	1150.00	1150.00
CINEMA A/C. HIGH CLASS	TICKET	0.00	120.00	0.00	0.00	0.00	100.00	0.00	0.00	0.00	0.00
CINEMA NON-A/C HIGH CLASS	TICKET	50.00	60.00	40.00	35.00	0.00	0.00	0.00	35.00	0.00	30.00
CABLE CHARGES	PER MONT	300.00	300.00	250.00	350.00	300.00	250.00	250.00	275.00	300.00	250.00
TV.LICENCE FEE DOMESTIC	YEARLY	420.00	420.00	420.00	420.00	420.00	420.00	420.00	420.00	420.00	420.00
ENGLISH BOOK CLASS V1	EACH	77.00	77.00	77.00	77.00	77.00	77.00	77.00	77.00	77.00	77.00
ENGLISH BOOK CLASS IX OR X	EACH	129.00	129.00	129.00	129.00	129.00	129.00	129.00	129.00	129.00	129.00
ENG. BOOK IST.YR COMPLETE SET	EACH	82.00	82.00	82.00	82.00	82.00	82.00	82.00	82.00	82.00	82.00
ENGLISH BOOK BA/B.SC	EACH	178.00	178.00	178.00	178.00	178.00	178.00	178.00	178.00	178.00	178.00
URDU BOOK CLASS V (T.B.BORD)	EACH	70.00	70.00	70.00	70.00	70.00	70.00	70.00	70.00	70.00	70.00
URDU BOOK CLASS IX/X(T.B.B)	EACH	137.00	137.00	137.00	137.00	137.00	137.00	137.00	137.00	137.00	137.00
URDU BOOK IST.YEAR/INTER	EACH	51.00	51.00	51.00	51.00	51.00	51.00	51.00	51.00	51.00	51.00
URDU BOOK BA/B.SC	EACH	140.00	140.00	140.00	140.00	140.00	140.00	140.00	140.00	140.00	140.00
MATHS BOOK CALSS V (T.B.B)	EACH	84.00	84.00	84.00	84.00	84.00	84.00	84.00	84.00	84.00	84.00
MATHS BOOK CLASS IX OR X	EACH	236.00	236.00	236.00	236.00	236.00	236.00	236.00	236.00	236.00	236.00
MATHS BOOK IST.YEAR (T.B.B)	EACH	150.00	150.00	150.00	150.00	150.00	150.00	150.00	150.00	150.00	150.00
PAKISTAN STUDIES BOOK BA/B.SC	EACH	125.00	125.00	125.00	125.00	125.00	125.00	125.00	125.00	125.00	125.00
DAILY "DAWN"	P/COPY	19.00	19.00	19.00	19.00	19.00	19.00	19.00	19.00	19.00	19.00
DAILY "JANG"	P/COPY	12.00	12.00	12.00	12.00	12.00	12.00	12.00	12.00	12.00	12.00
DAILY "NAWA-E-WAQT"	P/COPY	12.00	12.00	12.00	12.00	12.00	12.00	12.00	12.00	12.00	12.00
WEEKLY "AKHBAR-E-JAHAN"	P/COPY	55.00	55.00	55.00	55.00	55.00	55.00	55.00	55.00	55.00	55.00
WEEKLY "MAG"	P/COPY	45.00	45.00	45.00	45.00	45.00	45.00	45.00	45.00	45.00	45.00
MONTHLY "NAUNEHAL DIGEST"	P/COPY	35.00	35.00	35.00	35.00	35.00	35.00	35.00	35.00	35.00	35.00
PAPER FOOLSCAPE (27"x17")	QUIRE	45.00	37.50	32.50	27.50	47.50	50.00	45.00	27.50	30.00	50.00
EXERCISE.BOOK LINED 80/100 PGS	EACH	60.00	32.50	27.50	27.50	42.50	60.00	45.00	70.00	70.00	70.00
PENCILGOLDFISH/DEER	EACH	6.00	6.50	6.00	6.00	6.00	6.00	6.00	5.00	7.00	7.00
PEN INK DOLLOR 57 ML BOTTLE	EACH	20.00	20.00	20.00	20.00	20.00	20.00	20.00	20.00	20.00	20.00
PHOTOSTATE PAPER 70 GM	PRT	320.00	268.33	320.00	360.00	295.00	365.00	310.00	280.00	350.00	350.00
BALL PEN (local)	EACH	6.00	5.50	6.00	6.00	5.00	7.00	6.00	5.00	8.00	7.00
FOUNTAIN PEN HERO/WINGS/CHINA	EACH	50.00	45.00	37.50	35.00	45.00	47.50	40.00	45.00	50.00	50.00

Contd.

7.11 Intercity Consumer Prices April, 2014

Description	Unit	Jhang	Multan	Muzaffar- garh	D.G. Khan	Vehari	Sargo- dha	Mian- wali	Bahawal- pur	Bahawal- nagar	R.Y. Khan
PRIVATE SCHOOL FEE ENGLISH MEDIUM AVERAGE STANDARD (CLASS I)	PER MONTH	1275.00	1733.33	687.50	1100.00	1125.00	800.00	800.00	2920.00	875.00	1000.00
PRIVATE SCHOOL FEE ENGLISH MEDIUM AVERAGE STANDARD (CLASS V)	PER MONTH	1275.00	1801.33	812.50	1200.00	1125.00	1100.00	1000.00	2945.00	1087.50	1200.00
PRIVATE SCHOOL FEE ENGLISH MEDIUM AVERAGE STANDARD (CLASS VI)	PER MONTH	1400.00	1866.66	900.00	1300.00	1350.00	1200.00	1300.00	2995.00	1125.00	1200.00
PRIVATE SCHOOL FEE ENGLISH MEDIUM AVERAGE STANDARD (CLASS X)	PER MONTH	1500.00	2200.00	1150.00	1800.00	1425.00	1500.00	1800.00	3150.00	1650.00	1500.00
PRIVATE MEDICLE COLLEGE FEE MBBS (1ST YEAR)	PER MONTH	0.00	0.00	0.00	0.00	0.00	0.00	0.00	0.00	0.00	0.00
PRIVATE ENGINEERING COLLEGE FEE (ISTR YEAR)	PER MONTH	0.00	0.00	0.00	0.00	0.00	0.00	0.00	0.00	0.00	0.00
GOVT. COLLEGE FEE 1ST. YEAR	MONTH	50.00	50.00	50.00	50.00	50.00	50.00	50.00	50.00	50.00	50.00
GOVT. COLLEGE FEE 4TH. YEAR	MONTH	60.00	60.00	60.00	60.00	60.00	60.00	60.00	60.00	60.00	60.00
GOVT. UNIVERSITY FEE MSC.	MONTH	115.00	217.00	217.00	210.00	183.33	80.00	100.00	110.00	0.00	110.00
GOVT. MED. COLLEGE FEE MBBS	MONTH	0.00	999.00	873.00	1250.00	0.00	0.00	0.00	1289.00	0.00	1050.00
GOVT. ENGG. COLL. FEE I YEAR	MONTH	0.00	833.00	500.00	0.00	0.00	600.00	0.00	2000.00	0.00	500.00
COACHING FEE FOR CLASS IX/X	PER MONTH	1200.00	800.00	500.00	500.00	1200.00	400.00	1500.00	1500.00	1100.00	500.00
COACHING CHARGES FOR CLASS 1ST YEAR/INTER (SCIENCE)	PER MONTH	1800.00	1200.00	900.00	1500.00	1800.00	900.00	2500.00	1750.00	1500.00	700.00
COACHING CHARGES FOR CLASS 1ST YEAR/INTER (COMMERCE)	PER MONTH	1800.00	1133.33	900.00	1000.00	1500.00	600.00	1000.00	1500.00	1500.00	600.00
I.T. TUITION FEES	PER MONTH	1000.00	1133.00	0.00	2000.00	2583.00	1250.00	0.00	2417.00	0.00	2000.00
MBA TUITION FEES	PER MONTH	0.00	5833.00	0.00	2000.00	2583.00	0.00	0.00	2750.00	0.00	4585.00
BREAD TANDOORI ST. SIZE	EACH	6.00	6.00	6.00	5.00	5.00	6.50	6.00	5.00	6.50	6.00
COOKED MUTTON (AV. HOTEL)	PLATE	140.00	105.00	110.00	95.00	120.00	200.00	140.00	85.00	150.00	150.00
COOKED BEEF (AV. HOTEL)	PLATE	70.00	70.00	80.00	65.00	70.00	95.00	100.00	65.00	120.00	70.00
COOKED DAL (AV. HOTEL)	PLATE	60.00	32.50	45.00	35.00	40.00	37.50	40.00	32.50	50.00	52.50
CHICKEN BIRYANI FULL/DOUBLE	PLATE	180.00	122.50	80.00	80.00	145.00	120.00	140.00	110.00	150.00	120.00
TEA PREPARED (ORDINARY)	CUP	15.00	20.00	17.50	20.00	15.00	18.50	15.00	15.00	20.00	20.00
HAIRCUT CHARGES FOR MEN	P/CUT	50.00	58.33	47.50	50.00	50.00	70.00	50.00	95.00	60.00	60.00
BEAUTY PRL HAIR STYL CHARGE	P/STY.	120.00	192.50	190.00	175.00	262.50	200.00	250.00	390.00	300.00	300.00
SHAVING CHARGES	PER SHV	25.00	30.00	27.50	30.00	30.00	40.00	30.00	30.00	30.00	30.00
LIPSTICK S.MISS/MEDORA	EACH	110.00	110.00	110.00	110.00	110.00	110.00	110.00	90.00	105.00	105.00
NAIL POLISH S.MISS/MEDORA	EACH	100.00	95.00	95.00	55.00	55.00	105.00	95.00	95.00	60.00	55.00
PERFUME MED.SIZE MEDORA/BROACH	EACH	180.00	110.00	110.00	170.00	180.00	180.00	110.00	180.00	180.00	180.00
HAIR-OIL AMLA/CHAMBELI	BOTTLE	110.00	110.00	110.00	100.00	110.00	110.00	100.00	100.00	100.00	110.00
TOILET SOAP LUX 95 GRAMS	EACH	40.38	40.38	40.38	40.38	40.38	40.38	40.38	40.38	40.38	40.38
TOILET SOAP LIFEBOUY 140 GRM	EACH	36.00	36.00	36.00	36.00	36.00	36.00	36.00	36.00	36.00	36.00
TOILET SOAP SAFEGUARD BATH SIZE	EACH	46.00	46.00	46.00	46.00	46.00	46.00	46.00	46.00	46.00	46.00
TOOTHPASTE MACKLINES 70 GRM	EACH	50.00	50.00	50.00	50.00	50.00	50.00	50.00	50.00	50.00	50.00
TOOTHPAST MED SIZE CLGATE 70 GMS	EACH	56.00	56.00	56.00	56.00	56.00	56.00	56.00	56.00	56.00	56.00
TOOTHBRUSH SHEILD A/PLAQUE	EACH	50.00	30.00	25.00	35.00	35.00	37.50	50.00	25.00	30.00	25.00
TOOTHPOWDER DENTONIC 90 GRM	EACH	25.00	25.00	25.00	25.00	25.00	25.00	25.00	25.00	25.00	25.00
HAIR-COLOUR BEGIN (6 GMS)	EACH	95.00	95.00	95.00	95.00	95.00	95.00	95.00	95.00	95.00	95.00
HAIR COLOUR (KALAKOLA)	BOTTLE	120.00	120.00	120.00	120.00	120.00	120.00	120.00	120.00	120.00	120.00
FACECREAM PONDS (MEDIUM)	EACH	110.00	110.00	110.00	110.00	105.00	110.00	105.00	110.00	110.00	110.00
TALC POWDER VICE ROAY,B.CAT	EACH	130.00	120.00	120.00	130.00	140.00	150.00	120.00	130.00	130.00	130.00
BLADE TREET ORDINARY 10'S	PKT.	30.00	29.67	30.00	35.00	35.00	37.50	30.00	30.00	35.00	30.00
BLADE 7-O-CLOCK STAIN. 5'S	PKT.	35.00	30.00	30.00	35.00	30.00	30.00	35.00	30.00	30.00	30.00
SHAMPOO SUNSILK/PAINTIN 100 ML	BOTTLE	105.56	110.00	110.00	110.00	110.00	110.00	110.00	110.00	110.00	110.00
BEAUTY CREAM (FAIR & LOVELY)	EACH	155.00	155.00	155.00	115.00	155.00	155.00	155.00	155.00	155.00	155.00
HAIR REMOVING CREAM (EU-CREAM)	TUBE	60.00	60.00	60.00	60.00	60.00	60.00	65.00	60.00	60.00	60.00
GEL MEDIUM SIZE	BOTTLE	60.00	90.00	90.00	130.00	60.00	85.00	85.00	100.00	120.00	100.00
DISPOSABLE RAZOR GILLET-II	EACH	40.00	35.00	35.00	35.00	40.00	40.00	40.00	40.00	45.00	40.00
SHAVING CREAM TOUCH-ME/ADM.	EACH	60.00	60.00	60.00	60.00	60.00	55.00	60.00	60.00	55.00	60.00
GOLD TEZABI 24 CT	10 GM.	42438.00	43822.00	43822.00	42867.00	42609.00	44152.00	42700.00	42850.00	4218.00	42421.00
SILVER TEZABI 24 CT	10 GM.	660.00	677.00	677.00	660.00	673.00	728.00	750.00	660.00	645.00	630.00
ARTIFICIAL JEWELLARY SET	SET	300.00	631.25	525.00	350.00	525.00	550.00	900.00	675.00	1000.00	280.00
WRIST WATCH GENTS CITIZEN (ORIGINAL) ***	EACH	5000.00	2500.00	2600.00	2500.00	3500.00	6500.00	4100.00	8400.00	3000.00	3000.00
WRIST WATCH LADIES CITIZEN (ORIGINAL) ***	EACH	5000.00	2500.00	2500.00	2500.00	3500.00	6500.00	4100.00	8200.00	3000.00	3000.00
WALL CLOCK QUARTZ AV.QLTY	EACH	1000.00	400.00	325.00	400.00	525.00	475.00	475.00	1050.00	500.00	500.00
SUITCASE REXIN (24"x16"x6")	EACH	700.00	725.00	725.00	1200.00	810.00	1650.00	1125.00	1500.00	1400.00	1000.00
TRUNK MEDIUM SIZE ***	EACH	1000.00	1100.00	1225.00	1500.00	962.50	1650.00	1400.00	1600.00	1250.00	1200.00
PURSE LADIES (LEATHER) AVERAGE QUALITY	EACH	900.00	725.00	725.00	400.00	512.50	550.00	375.00	1050.00	1200.00	1100.00

7.11 Intercity Consumer Prices April, 2014

Description	Unit	Karachi	Hyder- abad	Nawab- shah	Mirpur- khas	Mithi	Sukkar	Larkana	Dadu	Pesha- war	Mardan
WHEAT	10 KG.	380.00	340.00	320.00	325.00	325.00	325.00	312.50	300.00	413.33	420.00
WHEAT FLOUR FINE/SUPERIOR.	KG.	48.62	49.00	40.00	49.00	49.00	43.50	42.00	45.00	53.00	48.00
WHEAT FLOUR AVG. QLTY	KG.	45.23	41.50	38.00	40.00	40.00	43.00	40.00	40.00	45.67	43.50
WHEAT FLOUR BAG	10 KG.	443.08	415.00	400.00	440.00	440.00	437.50	400.00	400.00	441.67	430.00
MAIDA	KG.	53.08	49.38	45.00	50.00	58.00	50.00	47.50	50.00	54.50	57.50
SUJI	KG.	53.08	49.38	45.00	50.00	58.00	52.50	45.00	50.00	56.17	57.50
BESAN AV. QLTY.	KG.	83.08	82.50	90.00	80.00	82.00	85.00	80.00	80.00	80.00	80.00
RICE BASMATI SUP. QLTY.	KG.	153.08	130.00	140.00	130.00	135.00	150.00	140.00	140.00	141.67	145.00
RICE BASMATI 385/386	KG.	93.08	76.88	85.00	80.00	80.00	85.00	75.00	90.00	121.67	120.00
RICE BASMATI BROKEN AV.QLTY	KG.	81.54	75.63	72.00	54.00	75.00	75.00	80.00	40.00	78.33	72.50
RICE IRRI-6 (SINDH/PUNJAB)	KG.	56.54	50.00	42.00	40.00	42.00	50.00	32.50	40.00	48.50	47.50
VERMICELLI	KG.	81.54	80.00	86.00	85.00	85.00	75.00	70.00	70.00	73.75	80.00
BREAD PLAIN MEDIUM SIZE	EACH	45.00	44.00	48.00	35.00	35.00	50.00	38.00	45.00	35.00	35.00
RUSK (PAPAY)	KG.	186.15	147.50	200.00	140.00	150.00	200.00	200.00	200.00	160.00	200.00
BISCUITS-PACKED	PKT	35.00	35.00	35.00	35.00	35.00	35.00	35.00	35.00	35.00	35.00
BISCUIT-BAKERY (LOOSE)	250 GM	71.54	60.00	90.00	50.00	50.00	60.00	100.00	50.00	60.00	55.00
CORNFLAKS FAUJI 225 GM.	PKT	153.00	166.50	166.50	153.00	153.00	153.00	153.00	166.50	153.00	153.00
SAMOSA (VEGATABLE)	EACH	10.62	10.00	6.00	7.00	6.00	10.00	12.00	15.00	6.33	7.00
PASTRY AV.QLTY.	EACH	14.62	15.75	20.00	12.00	10.00	12.50	32.50	20.00	22.50	20.00
PATTIES (VEGATABLES)	EACH	14.62	10.50	6.00	10.00	10.00	12.50	18.00	10.00	21.67	21.00
NIMCO	250 GM	81.54	52.50	90.00	55.00	55.00	70.00	60.00	50.00	53.33	60.00
CHIPS	250 GM	96.54	70.00	90.00	55.00	55.00	75.00	80.00	60.00	52.50	45.00
BEEF WITH BONE AV.QLTY.	KG	329.23	292.50	350.00	240.00	0.00	290.00	280.00	280.00	270.00	260.00
MUTTON AV.QLTY.	KG	612.31	550.00	550.00	550.00	500.00	510.00	565.00	560.00	585.83	510.00
CHICKEN FARM BROILER (LIVE)	KG	203.08	190.00	160.00	176.00	190.00	170.00	165.00	190.00	168.67	180.00
FISH-RAHU MEDIUM SIZE	KG	365.38	300.00	350.00	275.00	300.00	325.00	275.00	280.00	293.33	210.00
MILK FRESH (UNBOILED)	LTR.	81.23	78.50	80.00	70.00	60.00	70.00	80.00	70.00	67.50	70.00
CURD	KG.	111.54	103.00	100.00	80.00	78.00	80.00	95.00	100.00	80.00	80.00
MILK TETRA PACK 1/2 LTR.	PKT.	50.00	50.00	50.00	50.00	50.00	50.00	50.00	50.00	50.00	50.00
LACTOGEN 400 GRAMS	PKT.	425.00	425.00	410.00	370.00	370.00	385.00	370.00	425.00	410.00	410.00
POWDER MILK NIDO 400GM.	PKT	325.00	325.00	300.00	325.00	325.00	325.00	325.00	325.00	325.00	325.00
MILK POWDER LOOSE/PACKED	KG.	506.15	562.50	510.00	480.00	480.00	480.00	450.00	365.00	590.00	520.00
BUTTER LOCAL PACKED	50 GM.	24.00	25.00	40.00	25.00	25.00	27.50	25.00	30.00	25.00	25.00
EGGS FARM	DOZ	78.62	80.00	70.00	65.00	80.00	88.00	100.00	90.00	93.17	100.00
MUSTARD OIL AV.QLTY.	KG.	173.08	160.00	170.00	136.00	145.00	139.00	200.00	160.00	218.33	200.00
COOKING OIL (DALDA)	2.5LTR	535.00	545.00	540.00	550.00	550.00	545.00	530.00	520.00	538.33	530.00
COOKING OIL (PAKWAN) OTHER BRAND SPECIFY	2.5 LTR	525.00	545.00	530.00	540.00	540.00	545.00	530.00	520.00	440.00	440.00
VEGETABLE GHEE TIN	2.5KG.	520.00	505.00	505.00	530.00	530.00	525.00	520.00	520.00	510.00	510.00
VEGETABLE GHEE (LOOSE)	KG.	160.00	160.00	165.00	180.00	180.00	160.00	145.00	140.00	179.17	177.50
DATES AV.QLTY.	KG.	212.31	150.00	150.00	100.00	110.00	175.00	390.00	200.00	175.00	170.00
PISTACHIO AV.QLTY.	50 GM.	86.15	130.00	100.00	90.00	95.00	120.00	127.50	100.00	70.00	72.50
ALMONDS WHOLE AV.QLTY.	KG.	465.38	403.75	500.00	480.00	495.00	800.00	800.00	610.00	598.33	600.00
COCONUT DRY AV.QLTY.	KG.	252.31	262.50	220.00	220.00	240.00	240.00	250.00	280.00	228.33	220.00
RAISINS AV.QLTY.	50 GM.	20.00	20.00	20.00	20.00	15.00	27.50	20.00	25.00	17.83	15.50
GROUNDNUTS (WITH SHELL)	KG.	212.31	160.00	200.00	100.00	105.00	240.00	150.00	150.00	161.67	130.00
MALTA/MOSAMBI	DOZ	129.23	200.00	80.00	160.00	120.00	120.00	55.00	180.00	138.33	150.00
KINNU	DOZ	212.31	145.00	100.00	200.00	190.00	140.00	90.00	200.00	145.00	120.00
APPLE	KG	138.46	75.00	120.00	100.00	80.00	90.00	95.00	140.00	136.67	115.00
ALOO BUKHARA	KG	0.00	0.00	0.00	0.00	0.00	0.00	0.00	0.00	0.00	0.00
POMEGRANATE (ANNAR)	KG	0.00	0.00	0.00	0.00	0.00	0.00	0.00	0.00	0.00	0.00
GRAPES	KG	0.00	0.00	0.00	0.00	0.00	0.00	0.00	0.00	0.00	0.00
BANANAS	DOZ	73.08	50.00	35.00	40.00	40.00	35.00	45.00	50.00	71.67	70.00
MANGO KALMI	KG	0.00	0.00	0.00	0.00	0.00	0.00	0.00	0.00	0.00	0.00
GUAVA	KG	66.15	50.00	35.00	60.00	65.00	45.00	25.00	50.00	110.00	85.00

Contd.

7.11 Intercity Consumer Prices April, 2014

Description	Unit	Karachi	Hyder- abad	Nawab- shah	Mirpur- khas	Mithi	Sukkar	Larkana	Dadu	Pesha- war	Mardan
WATERMELON (TURBOOZ)	KG	33.08	30.00	35.00	30.00	35.00	40.00	35.00	20.00	66.67	60.00
MUSKMELON (KHARBOOZA)	KG	53.08	40.00	45.00	28.75	30.00	55.00	45.00	50.00	68.33	75.00
SWEETMELON (GARMA)	KG	0.00	0.00	0.00	0.00	0.00	0.00	0.00	0.00	0.00	0.00
PULSE MASOOR (WHOLE)	KG.	113.08	98.75	90.00	100.00	95.00	100.00	100.00	100.00	113.33	140.00
PULSE MASOOR (WASHED)	KG.	118.08	116.25	120.00	116.00	116.00	130.00	105.00	120.00	111.83	130.00
PULSE MOONG (WASHED)	KG.	153.08	155.00	140.00	160.00	160.00	155.00	150.00	160.00	131.00	140.00
PULSE MASH (WASHED)	KG.	123.08	121.25	120.00	120.00	120.00	135.00	115.00	140.00	123.33	120.00
PULSE GRAM	KG.	73.08	72.50	80.00	72.00	70.00	75.00	77.50	80.00	76.25	67.50
GRAM WHOLE BLACK AV.QLTY.	KG.	76.54	72.50	70.00	60.00	55.00	95.00	100.00	100.00	93.33	95.00
GRAM WHOLE YELLOW AV.QLTY	KG.	106.15	112.50	100.00	100.00	105.00	102.50	105.00	100.00	96.67	95.00
BEANS (LAL LOBIA)	KG.	166.15	132.50	100.00	110.00	120.00	155.00	117.50	120.00	123.33	135.00
POTATOES	KG	53.08	55.63	60.00	50.00	50.00	55.00	50.00	60.00	63.33	60.00
ONION	KG	36.54	36.25	20.00	30.00	30.00	32.50	30.00	30.00	45.83	45.00
TURNIP	KG	0.00	0.00	0.00	0.00	0.00	0.00	0.00	0.00	0.00	0.00
RADISH	KG	0.00	0.00	0.00	0.00	0.00	0.00	0.00	0.00	0.00	0.00
TOMATOES	KG	31.54	20.63	20.00	30.00	30.00	32.50	30.00	20.00	48.33	50.00
CABBAGE	KG	33.08	43.75	25.00	35.00	35.00	30.00	30.00	30.00	37.50	25.00
CAULIFLOWER	KG	63.08	65.00	25.00	40.00	40.00	50.00	20.00	30.00	33.33	35.00
BRINJAL	KG	0.00	0.00	0.00	0.00	0.00	0.00	0.00	0.00	0.00	0.00
PUMPKIN	KG	0.00	0.00	0.00	0.00	0.00	0.00	0.00	0.00	0.00	0.00
BOTTLEGOURD	KG	31.54	40.00	30.00	40.00	45.00	70.00	27.50	40.00	43.33	50.00
LADY FINGER	KG	0.00	0.00	0.00	0.00	0.00	0.00	0.00	0.00	0.00	0.00
PEAS	KG	66.15	80.00	60.00	80.00	65.00	62.50	100.00	80.00	80.00	55.00
SPINACH	KG	0.00	0.00	0.00	0.00	0.00	0.00	0.00	0.00	0.00	0.00
TINDA	KG	60.00	50.00	80.00	90.00	80.00	81.25	60.00	60.00	32.50	25.00
TURAI	KG	0.00	0.00	0.00	0.00	0.00	0.00	0.00	0.00	0.00	0.00
KARAILA	KG	0.00	0.00	0.00	0.00	0.00	0.00	0.00	0.00	0.00	0.00
ARVI	KG	0.00	0.00	0.00	0.00	0.00	0.00	0.00	0.00	0.00	0.00
CHILLIES GREEN	KG	43.08	62.50	80.00	40.00	40.00	60.00	60.00	40.00	93.33	65.00
CARROT	KG	43.08	30.00	20.00	40.00	45.00	35.00	50.00	60.00	45.00	40.00
COCUMBER (KHEERA)	KG	21.54	40.00	40.00	40.00	40.00	30.00	27.50	35.00	28.33	30.00
LEMON	250GM	53.08	42.50	50.00	50.00	55.00	50.00	50.00	40.00	32.50	30.00
SUGAR REFINED	KG.	54.62	52.00	50.00	50.00	50.00	51.00	51.00	52.00	53.50	55.50
GUR AV.QLTY	KG.	83.08	75.63	60.00	70.00	65.00	62.50	65.00	80.00	82.50	80.00
HONEY LANGANESE 500 GM.	BOTTLE	729.23	700.00	720.00	740.00	740.00	650.00	780.00	720.00	860.00	860.00
MILO 200 GM.	BOTTLE	210.00	150.00	167.00	165.00	165.00	167.00	167.00	200.00	170.00	170.00
CUSTARD POWDER RAFHAN 300 GM.	PKT	75.00	70.00	70.00	70.00	70.00	70.00	70.00	65.00	75.00	75.00
TOFFEE (HILAL)	EACH	1.00	1.00	1.00	1.00	1.00	1.00	2.00	1.00	1.50	1.50
CHOWKELATE CANDY (SMALL SIZE)	EACH	5.00	5.00	5.00	5.00	5.00	5.00	5.00	5.00	5.00	5.00
SWEETMEAT (MIXED)	KG	415.38	312.50	380.00	300.00	300.00	350.00	400.00	350.00	260.00	250.00
ICE CREAM WALLS	CUP.	40.00	40.00	40.00	40.00	40.00	40.00	40.00	40.00	40.00	40.00
ICE	KG	10.00	10.00	5.00	5.00	5.00	8.00	10.00	5.00	11.67	10.00
JAM AHMED/MITCHELLES	BOTTLE	120.00	130.00	120.00	110.00	110.00	130.00	120.00	115.00	130.00	117.50
SQUASH-MITCHELLES	BOTTLE	140.00	150.00	140.00	135.00	135.00	150.00	135.00	135.00	150.00	150.00
ROOH AFZA	BOTTLE	140.00	130.00	150.00	140.00	140.00	140.00	135.00	130.00	130.00	140.00
JAM-E-SHIREEN	BOTTLE	145.00	145.00	150.00	145.00	145.00	145.00	135.00	140.00	140.00	140.00
SAUNF	50 GM	21.54	20.00	22.50	12.00	16.00	20.00	20.00	15.00	20.00	17.50
CINAMON LOOSE AV. QLTY	50 GM.	26.54	20.50	35.00	15.00	15.00	20.00	20.00	20.00	19.17	24.50
CUMINSEED WHITE NATIONAL	50 GM.	52.00	50.00	50.00	50.00	50.00	50.00	50.00	50.00	52.00	52.00
PEPPER BLACK NATIONAL	50 GM.	96.00	75.00	75.00	96.00	96.00	96.00	75.00	96.00	96.00	96.00
CLOVES LOOSE AV.QLTY	50 GM.	85.00	89.38	90.00	80.00	90.00	90.00	90.00	70.00	103.33	120.00
CARDAMOM LARGE LOOSE AV.QLTY	50 GM.	130.00	113.13	100.00	130.00	130.00	100.00	110.00	120.00	135.00	130.00
CARDAMOM SMALL AV.QLTY	50 GM.	150.00	97.50	100.00	60.00	65.00	80.00	100.00	100.00	126.67	110.00
SALT-POWDERED (LAHORI) LOOSE	KG.	12.00	10.00	8.00	8.00	10.00	9.00	10.00	8.00	10.00	10.00

Contd.

7.11 Intercity Consumer Prices April, 2014

Description	Unit	Karachi	Hyder- abad	Nawab- shah	Mirpur- khas	Mithi	Sukkar	Larkana	Dadu	Pesha- war	Mardan
SALT POWDERED (NATIONAL/SHAN)	PKT	20.00	20.00	20.00	20.00	20.00	25.00	20.00	25.00	22.50	20.00
CHILLIES POWD.NATIONAL 200GM	PKT	105.00	105.00	105.00	105.00	105.00	105.00	105.00	105.00	105.00	105.00
CHILLIES POWDER LOOS	KG.	266.15	240.00	200.00	180.00	190.00	230.00	190.00	240.00	206.67	180.00
CORRIANDER SEED POWD.NATIONAL	PKT	88.00	78.00	78.00	78.00	78.00	88.00	78.00	78.00	78.00	78.00
CORRIANDER SEED (LOOSE)	KG.	206.15	180.00	200.00	170.00	170.00	160.00	180.00	200.00	196.67	200.00
TURMERIC POWD.NATIONAL 50GM	PKT.	35.00	35.00	35.00	35.00	35.00	35.00	35.00	35.00	35.00	35.00
CURRY POWD. NATIONAL 200 GM	PKT.	86.00	86.00	86.00	86.00	86.00	86.00	86.00	86.00	87.00	87.00
TOMATO KETCHUP AHMED/MITCHL	BOTTLE	80.00	71.00	95.00	85.00	85.00	80.00	70.00	80.00	88.33	90.00
PICKLES AHMED/MITCHELLES	BOTTLE	100.00	95.00	105.00	90.00	90.00	110.00	110.00	115.00	110.00	120.00
VINEGAR SYNTHETIC (SIRKA)	BOTTLE	60.00	50.00	80.00	50.00	55.00	75.00	80.00	75.00	78.33	60.00
GARLIC	KG	143.08	141.88	160.00	150.00	155.00	120.00	120.00	120.00	149.17	125.00
GINGER	KG	246.15	240.00	140.00	280.00	300.00	240.00	240.00	240.00	280.83	280.00
TAPAL DANEDAR TEA 200GM PACKET	PKT	131.58	131.58	131.58	131.58	131.58	131.58	131.58	131.58	131.58	131.58
TEA LIPTON YELLOW LABEL 200GM.	PKT.	147.37	147.37	147.37	147.37	147.37	147.37	147.37	147.37	147.37	147.37
TEA LOOSE KENYA AV.QLTY 250GM.	PKT.	126.54	120.00	150.00	140.00	120.00	130.00	125.00	135.00	133.33	135.00
COFFEE-NESCAFE 75 GM. **	BOTTLE	300.00	300.00	290.00	300.00	300.00	320.00	300.00	300.00	300.00	300.00
COLD DRINK (STANDARD SIZ)	BOTTLE	25.00	25.00	20.00	25.00	25.00	20.00	25.00	20.00	20.00	25.00
FRUIT JUICE TETRA PACK	PKT.	15.92	15.00	15.00	15.00	15.00	15.00	15.00	15.00	15.00	15.00
MINERAL WATER NESTLE 1.5 LTR	BOTTLE	50.00	45.00	45.00	40.00	40.00	45.00	45.00	40.00	45.00	45.00
CIGARETTES K-2 10'S **	PKT	38.00	36.00	40.00	40.00	40.00	38.00	40.00	38.00	40.00	40.00
CIGARETTES CAPSTAN 10'S **	PKT	40.00	40.00	40.00	40.00	40.00	38.00	42.00	40.00	42.00	42.00
CIGARETTES GOLD LEAF 20'S	PKT	90.00	90.00	90.00	90.00	90.00	85.00	90.00	90.00	90.00	90.00
CIGARETTES MORVEN GOLD 20'S	PKT	40.00	40.00	40.00	40.00	40.00	38.00	42.00	40.00	42.00	42.00
BETEL LEAVES	50GM.	56.54	62.50	70.00	65.00	70.00	60.00	50.00	80.00	70.00	80.00
BETEL NUTS	KG.	266.15	260.00	240.00	250.00	260.00	275.00	195.00	200.00	376.67	400.00
LONG CLOTH 57" GUL AHMED/AL-KARAM	METER	150.00	210.00	200.00	170.00	170.00	230.00	195.00	230.00	250.00	262.50
SHIRTING AV.QLTY.	METER	106.15	120.00	170.00	100.00	100.00	120.00	130.00	130.00	233.33	225.00
PANT CLOTH W & WEAR AV.QLTY	METER	368.08	387.50	450.00	300.00	300.00	450.00	350.00	300.00	366.67	350.00
LAWN PRINTED GUL AHMED/AL-KARAM	METER	250.00	210.00	210.00	115.00	120.00	280.00	250.00	230.00	320.00	290.00
GEORGETTE AV.QLTY	METER	110.00	110.00	225.00	130.00	140.00	125.00	130.00	100.00	110.00	110.00
LINEN AV.QLTY ***	METER	116.15	130.00	150.00	140.00	150.00	140.00	160.00	120.00	148.33	165.00
HEAVY WT SUITING LAWERNCPUR AVG QLTY	METER	1415.38	1250.00	1400.00	1400.00	1400.00	1250.00	1100.00	900.00	2250.00	2050.00
HEAVY WT SUITING LAWERNCPUR SUP QLTY	METER	1815.38	2250.00	1500.00	1500.00	1500.00	1450.00	1300.00	1300.00	2500.00	2500.00
TROPICAL SUITING LAW.PUR	METER	1000.00	1000.00	925.00	900.00	900.00	1000.00	900.00	750.00	1400.00	1400.00
PANT BOY 24"/26" LENGTH.	EACH	401.54	306.25	800.00	300.00	325.00	400.00	325.00	500.00	475.00	450.00
SHIRT BOY 24"/26" LENGTH	EACH	280.77	300.00	650.00	250.00	250.00	400.00	320.00	400.00	333.33	335.00
SCHOOL UNI. PANT,SHIRT BOYS	SUIT	496.15	583.33	750.00	600.00	650.00	600.00	425.00	520.00	628.33	630.00
SCHOOL UNI. KAMEEZ,SHAL.BOYS	SUIT	450.00	568.75	800.00	500.00	500.00	600.00	500.00	475.00	575.00	575.00
SCHOOL UNI. KAMEEZ,SHAL.GIRL	SUIT	500.00	500.00	600.00	650.00	680.00	600.00	500.00	500.00	816.67	750.00
FROCK W/WEAR GIRLS	EACH	680.77	900.00	600.00	550.00	400.00	900.00	450.00	630.00	841.67	750.00
AWAMI-SUIT W & W(BOY) 24"/26	SUIT	661.54	600.00	800.00	700.00	700.00	900.00	550.00	685.00	900.00	750.00
AWAMI-SUIT W&W (GENTS)AV.QLTY	SUIT	1026.92	950.00	1200.00	1000.00	800.00	1000.00	800.00	960.00	1481.67	1350.00
PULLOVER GENTS OXFORD/BON.	EACH	2600.00	2410.00	2800.00	2000.00	2000.00	2100.00	2085.00	2700.00	3137.50	3137.50
PULLOVER LADIES OXFORD/BON.	EACH	2600.00	2310.00	2200.00	1800.00	1800.00	1800.00	1800.00	2300.00	2740.00	2840.00
PULLOVER (GENTS) OTHERS A.QTY	EACH	800.00	900.00	1300.00	600.00	700.00	800.00	700.00	600.00	900.00	925.00
SECOND-HAND COAT FOR MEN	EACH	400.00	300.00	350.00	400.00	525.00	400.00	375.00	300.00	558.33	475.00
SECONDHAND SWEETER FOR MEN DUP QLTY	EACH	250.00	140.00	250.00	300.00	325.00	225.00	275.00	200.00	466.67	550.00
SECONDHAND WINTER JACKET	EACH	475.00	225.00	350.00	280.00	260.00	362.50	425.00	250.00	625.00	900.00
UNDERWEAR AV.QLTY MEDIUM SIZE	EACH	150.00	76.88	150.00	70.00	70.00	90.00	140.00	60.00	108.33	90.00
VEST FOR MEN AV.QLTY.	EACH	150.00	90.00	100.00	60.00	60.00	100.00	100.00	70.00	125.00	90.00
VEST/SHAMEEZ (WOMEN) AVG. QLTY	EACH	140.00	70.00	205.00	60.00	65.00	120.00	140.00	140.00	150.00	110.00
SOCKS NYLON (PAKISTANI)	PAIR	66.15	60.00	100.00	50.00	50.00	90.00	80.00	50.00	100.83	85.00
BRASSIER AV.QLTY.	EACH	179.23	106.25	250.00	125.00	80.00	120.00	180.00	100.00	116.67	110.00
BRASSIER SUP QLTY	EACH	259.23	195.00	400.00	300.00	300.00	300.00	280.00	200.00	231.67	190.00

Contd.

7.11 Intercity Consumer Prices April, 2014

Description	Unit	Karachi	Hyder- abad	Nawab- shah	Mirpur- khas	Mithi	Sukkar	Larkana	Dadu	Pesha- war	Mardan
DOPATTA GEORGETTE AV. QLTY.	EACH	243.08	200.00	350.00	300.00	300.00	225.00	300.00	250.00	255.83	260.00
DOPATTA COTTON AV GLTY	EACH	226.15	145.00	300.00	190.00	200.00	175.00	190.00	200.00	222.50	235.00
CHADDAR (W/WEAR) (2x2.5 MTR)	EACH	400.00	312.50	1000.00	350.00	300.00	275.00	450.00	350.00	850.00	725.00
LUNGI/DHOTI(COTTON) AVG. QLTY	EACH	315.38	275.00	300.00	350.00	310.00	250.00	465.00	250.00	275.00	275.00
HANDKERCHIEF AVG. QLTY PAK	EACH	43.08	25.00	45.00	40.00	40.00	50.00	50.00	45.00	27.50	27.50
HANDKERCHIEF SUP. QLTY PAK	EACH	73.08	60.00	100.00	65.00	60.00	77.50	75.00	120.00	51.67	45.00
GLOVES AV QLTY	PAIR	40.00	60.00	80.00	70.00	60.00	70.00	55.00	50.00	110.00	110.00
AZARBAND COTTON AVG. QLTY	EACH	15.00	10.00	25.00	10.00	8.00	20.00	22.50	15.00	25.83	22.50
SEWING THREAD/REEL(ASLI PARI)	EACH	7.00	6.00	6.00	5.00	5.00	7.00	7.00	7.00	8.50	8.50
WASHING CHARGES PAINT & SHIRT	SUIT	63.08	65.00	50.00	60.00	50.00	55.00	60.00	40.00	178.33	100.00
DRY CLEANING SUIT COAT PANT	SUIT	286.15	246.67	150.00	200.00	200.00	250.00	270.00	160.00	383.33	325.00
WASHING CH. (KAMIZ-SHALWAR)	PAIR	46.54	56.25	80.00	50.00	50.00	50.00	40.00	30.00	73.33	50.00
TAILORING SHIRT	EACH	350.00	306.25	350.00	200.00	250.00	400.00	350.00	200.00	466.67	425.00
TAILORING CHARGES PANT (MEN)	EACH	661.54	493.75	450.00	250.00	250.00	600.00	500.00	300.00	1150.00	775.00
TAILORING COAT-PANT SUIT	SUIT	4592.31	3450.00	4000.00	3000.00	3000.00	3750.00	3200.00	3200.00	4583.33	4000.00
TAILORING AWAMI-SUIT (MALE)	SUIT	496.15	450.00	450.00	350.00	300.00	475.00	525.00	450.00	591.67	525.00
TAILORING SUIT FEMALE	SUIT	450.00	272.50	400.00	260.00	250.00	450.00	525.00	200.00	483.33	475.00
GENTS SHOES PAUL BATA	PAIR	1199.00	1199.00	1199.00	1199.00	1199.00	1199.00	1199.00	1199.00	1199.00	1199.00
GENTS SANDAL BATA	PAIR	699.00	699.00	699.00	699.00	699.00	699.00	699.00	699.00	699.00	699.00
GENTS SPOUNG CHAPPAL BATA	PAIR	179.00	179.00	179.00	179.00	179.00	179.00	179.00	179.00	179.00	179.00
LADIES SANDAL BATA	PAIR	499.00	499.00	499.00	499.00	499.00	499.00	499.00	499.00	499.00	499.00
LADIES SPOUNG CHAPPAL BATA	PAIR	179.00	179.00	179.00	179.00	179.00	179.00	179.00	179.00	179.00	179.00
CHILD SHOE POWER LITE BATA	PAIR	599.00	599.00	599.00	599.00	599.00	599.00	599.00	599.00	599.00	599.00
GENTS SHOE, ART 1109 SERVICE	PAIR	999.00	999.00	999.00	999.00	999.00	999.00	999.00	999.00	999.00	999.00
NYLON JOGGER 27 SIZE 2-5 ***	PAIR	1299.00	1299.00	1299.00	1299.00	1299.00	1299.00	1299.00	1299.00	1299.00	1299.00
CHINA FOOT WEAR AV. QLTY (MALE) *	PAIR	600.00	500.00	500.00	450.00	400.00	500.00	750.00	800.00	866.67	825.00
CHINA FOOT WEAR AV. QLTY (FEMALE) *	PAIR	500.00	375.00	400.00	250.00	240.00	425.00	300.00	350.00	758.33	750.00
CHINA FOOT WEAR AV. QLTY (CHILDREN) *	PAIR	450.00	350.00	380.00	200.00	220.00	425.00	300.00	500.00	508.33	425.00
SHOE REPAIR HALF SOLE	PAIR	100.00	80.00	80.00	70.00	50.00	65.00	100.00	50.00	131.67	110.00
SHOES POLISH CHARGES AVERAGE SHOP	PAIR	20.00	11.00	20.00	12.50	10.00	15.00	20.00	10.00	20.00	20.00
HOUSE RENT (combined)	MONTH	9695.00	5403.00	3035.00	4512.00	2979.00	4900.00	3915.00	3155.00	7022.00	2919.00
rent 2	pm	9695.00	5403.00	3035.00	4512.00	2979.00	4900.00	3915.00	3155.00	7022.00	2919.00
RENT3	PM	9695.00	5403.00	3035.00	4512.00	2979.00	4900.00	3915.00	3155.00	7022.00	2919.00
RENT4	PM	9695.00	5403.00	3035.00	4512.00	2979.00	4900.00	3915.00	3155.00	7022.00	2919.00
RENT5	PM	9695.00	5403.00	3035.00	4512.00	2979.00	4900.00	3915.00	3155.00	7022.00	2919.00
RENT6	PM	9695.00	5403.00	3035.00	4512.00	2979.00	4900.00	3915.00	3155.00	7022.00	2919.00
SYNTHETIC ENEMAL ROBIALAC BALTI 3.64 LTR.	EACH	1750.00	1609.50	1550.00	1850.00	1850.00	1900.00	1900.00	1450.00	1800.00	1780.00
SYNTHETIC ENEMAL ICI BALTI 3.64 LTR.	EACH	1730.00	2070.00	1850.00	1850.00	1850.00	1900.00	1900.00	1450.00	1800.00	1780.00
CEMENT (LOCAL) SPECIFY BRAND NAME	BAG	533.08	530.00	495.00	550.00	550.00	540.00	540.00	530.00	500.83	490.00
BRICKS (NEW) IST CLASS	P/1000	0.00	5000.00	6000.00	4200.00	4800.00	5500.00	4750.00	4000.00	7816.67	7300.00
CEMENT BLOCKS (6"x8"x12")	P/100	2861.54	0.00	0.00	0.00	0.00	0.00	0.00	0.00	0.00	0.00
BAJREE	100CFT	3061.54	2862.50	2200.00	3200.00	5200.00	2650.00	3900.00	2800.00	3466.67	3200.00
SAND (BLACK PIT SAND)	K100CFT	0.00	0.00	1850.00	0.00	2000.00	1500.00	1000.00	2000.00	1866.67	1600.00
TIMBER SHESHAM LOG IST QUALITY	cubmt.	47000.00	38845.00	0.00	0.00	0.00	35310.00	37080.00	55500.00	42378.00	42378.00
IRON BAR (M.S. BAR) 1/2"	P/TON	71653.85	71000.00	72000.00	71500.00	72500.00	72000.00	73000.00	72000.00	72333.33	72000.00
CARPANTER WAGE RATE	P/DAY	700.00	800.00	800.00	700.00	600.00	750.00	800.00	600.00	708.33	750.00
MASON (RAJ) WAGE RATE	P/DAY	830.77	800.00	1000.00	700.00	600.00	750.00	800.00	800.00	866.67	750.00
UNSKILLED LABOUR WAGE RATE	P/DAY	530.77	500.00	450.00	400.00	400.00	375.00	350.00	350.00	466.67	400.00
PLUMBER WAGE RSTE	P/DAY	730.77	800.00	800.00	700.00	600.00	750.00	600.00	400.00	900.00	800.00
ELECTICIAN WAGE RATE PER DAY **	P/DAY	700.00	700.00	700.00	0.00	0.00	0.00	600.00	400.00	866.67	800.00
ELECTICIAN WAGE RATE PER POINT **	P/PNT	159.23	90.00	150.00	100.00	75.00	70.00	120.00	60.00	100.00	100.00
WATER CHARGES PER HOUSE	P/MONTH	117.50	191.00	40.00	40.00	200.00	57.50	150.00	35.00	150.00	120.00
ELECT.CHARGES UPTO 50 UNITS	P/UNIT	2.00	2.00	2.00	2.00	2.00	2.00	2.00	2.00	2.00	2.00
ELECT.CHARGES 01 - 100 UNIT	P/UNIT	5.79	5.79	5.79	5.79	5.79	5.79	5.79	5.79	5.79	5.79

Contd.

7.11 Intercity Consumer Prices April, 2014

Description	Unit	Karachi	Hyder- abad	Nawab- shah	Mirpur- khas	Mithi	Sukkar	Larkana	Dadu	Pesha- war	Mardan
ELECT.CHARGES 101 - 300 UNIT	P/UNIT	9.70	9.70	9.70	9.70	9.70	9.70	9.70	9.70	9.70	9.70
ELECT.CHARGES 301 - 1000 UNIT	P/UNIT	15.27	15.27	15.27	15.27	15.27	15.27	15.27	15.27	15.27	15.27
ELECT.CHARGES ABOVE 1000 UNIT	P/UNIT	17.41	17.41	17.41	17.41	17.41	17.41	17.41	17.41	17.41	17.41
ELEC	PM	10.03	10.03	10.03	10.03	10.03	10.03	10.03	10.03	10.03	10.03
GAS CHR9 upto 3.3719 MMBTU	MMBTU	124.18	124.18	124.18	124.18	0.00	124.18	124.18	124.18	124.18	124.18
GAS CHR9 3.3719 - 6.7438 MMBTU	MMBTU	248.37	248.37	248.37	248.37	0.00	248.37	248.37	248.37	248.37	248.37
GAS CHR9 6.7438 - 10.1157 MMBTU	MMBTU	248.37	248.37	248.37	248.37	0.00	248.37	248.37	248.37	248.37	248.37
GAS CHR910.1157 - 13.4876 MMBTU	MMBTU	620.91	620.91	620.91	620.91	0.00	620.91	620.91	620.91	620.91	620.91
GAS	PM	620.91	620.91	620.91	620.91	0.00	620.91	620.91	620.91	620.91	620.91
GAS	PM	372.55	372.55	372.55	372.55	0.00	372.55	372.55	372.55	372.55	372.55
KEROSENE OIL	LTR	126.54	125.00	130.00	123.00	125.00	117.50	130.00	140.00	118.08	123.75
FIREWOOD WHOLE	40 KG.	506.15	400.00	450.00	400.00	350.00	400.00	400.00	400.00	662.50	500.00
CHAIR SHESHAM WOOD WITH ARMS **	EACH	1300.00	900.00	2000.00	1000.00	1100.00	1750.00	2350.00	1200.00	1716.67	1800.00
CHAIR PLASTIC (CHAIRMAN) AVERAGE QUALITY	EACH	750.00	650.00	800.00	500.00	650.00	700.00	800.00	800.00	1000.00	1000.00
TABLE SHESHAM WOOD (4X2X5") ***	EACH	5000.00	3616.67	5300.00	2600.00	2800.00	4500.00	7650.00	5000.00	5416.67	5250.00
SOFASET WOODEN WITH FOAM SEAT **	SET	14000.00	11166.67	18000.00	12000.00	12000.00	12500.00	13500.00	20000.00	21000.00	19000.00
COT IRON (WITH NIWAR)AV.QLTY.	EACH	2000.00	1500.00	2300.00	2000.00	2000.00	1900.00	2600.00	2600.00	2100.00	2100.00
ALMIRAH (STEEL) 6'X3' 20 GUAGE	EACH	8500.00	6300.00	10000.00	6500.00	7000.00	12000.00	9500.00	12000.00	8666.67	8000.00
DINNING TABLE 6 CHAIRS A.QLTY	SET	13500.00	11166.67	20000.00	11000.00	11000.00	15000.00	16000.00	25000.00	26166.67	23500.00
SINGLE BED WITHOUT FOAM MED.	EACH	4500.00	5000.00	6500.00	3500.00	3800.00	8000.00	4750.00	5500.00	5583.33	5250.00
MATRESS SINGLE(4"THICK)	EACH	4600.00	4750.00	4700.00	6100.00	6100.00	4500.00	4700.00	6100.00	4716.67	4600.00
FARSHI DARI 12'X9' AV.QLTY	EACH	1361.54	866.67	1350.00	800.00	800.00	900.00	1250.00	800.00	1216.67	1100.00
DARI COTTON (6'x2 1/2') AV.QL	EACH	495.00	323.33	700.00	400.00	500.00	350.00	525.00	300.00	350.00	325.00
CARPET PLAIN AV. QLTY	SQFT.	60.00	36.00	35.00	35.00	40.00	32.50	90.00	22.00	38.83	41.50
QUILT (LIHAF) 3 KG. COTTON	EACH	1261.54	512.50	800.00	550.00	600.00	900.00	780.00	600.00	950.00	1025.00
BLANKET (90" x 54")	EACH	2592.31	2400.00	4000.00	1800.00	2000.00	3000.00	3000.00	3000.00	2433.33	2500.00
BEDSHEET SINGLE BED SUP.QLTY	EACH	615.38	316.67	650.00	400.00	400.00	425.00	750.00	600.00	800.00	725.00
BED SHEET DOUBLE WITH TWO PILLOW COVERS SUP QLTY	SET	1292.31	525.00	1250.00	600.00	600.00	800.00	1000.00	1100.00	1566.67	1450.00
TOWEL(3'x2') AV. QALTY	EACH	200.00	180.00	300.00	100.00	110.00	237.50	230.00	150.00	266.67	210.00
CEILING FAN 48" SUPER QLTY **	EACH	3400.00	2400.00	3000.00	2500.00	2500.00	2850.00	3300.00	2500.00	2916.67	2800.00
PEDESTAL FAN 22" SUPER QLTY	EACH	4400.00	3600.00	3800.00	4000.00	4000.00	3850.00	4600.00	3600.00	4450.00	4350.00
REFG. DAWLENCE 10 CFT. D.DOOR	EACH	31100.00	30400.00	27500.00	27000.00	27300.00	32500.00	32000.00	28500.00	30800.00	29500.00
D-FREEZER WAVES 8 CFT.	EACH	28100.00	27900.00	28000.00	28900.00	29000.00	30000.00	33000.00	25000.00	31466.67	28500.00
AIRCONDITIONER 1.5 TON PEL	EACH	40000.00	41800.00	41000.00	41800.00	41800.00	52000.00	45000.00	55000.00	40000.00	41000.00
SPLIT AIR CONDITIONER 1.5 TON (SPECIFY BRAND NAME)	EACH	44000.00	40000.00	43500.00	46000.00	46500.00	41000.00	42000.00	42000.00	42333.33	42000.00
AIRCOOLER SUPER ASIA	EACH	9200.00	8250.00	9000.00	10000.00	9000.00	12300.00	12000.00	11000.00	14050.00	13500.00
WASHING MACHINE SINGER	EACH	15600.00	15600.00	14700.00	15600.00	15600.00	15900.00	14700.00	14700.00	15500.00	15600.00
SEWING MACHINE(SINGER)	EACH	5475.00	5650.00	5250.00	5620.00	5650.00	5860.00	5210.00	5210.00	5860.00	5860.00
GIZER LARGE SIZE 30 GALLON CAPACITY SUP QLTY	EACH	17800.00	19900.00	20000.00	15500.00	15600.00	16000.00	15500.00	14000.00	19766.67	19990.00
GAS BURNER DOUBLE SPFY.BRAND	EACH	1661.54	1500.00	1800.00	1400.00	1500.00	1900.00	1450.00	1900.00	3033.33	2500.00
ELECT. IRON PHILIPS MDL.1120	EACH	1200.00	1700.00	1600.00	1200.00	1500.00	1700.00	2100.00	2000.00	2600.00	1600.00
ELECTRIC JUICER FOR APPLE	EACH	3930.77	3500.00	6000.00	3000.00	3000.00	2725.00	5000.00	3500.00	4533.33	4500.00
S.STEEL DEGHCHI MEDIUM SIZE ***	EACH	486.15	400.00	700.00	480.00	490.00	600.00	490.00	400.00	741.67	650.00
ALUMINIUM COOKING PAN (DEGCHI) MED SIZE	EACH	553.08	412.50	350.00	370.00	380.00	450.00	450.00	450.00	675.00	625.00
NON STICK COOKING PAN (DEGCHI) SUP. QLTY	EACH	815.38	475.00	1000.00	550.00	560.00	550.00	495.00	450.00	1016.67	625.00
FRYING PAN STEEL AVG. QLTY MED. SIZE	EACH	306.15	200.00	300.00	260.00	260.00	300.00	430.00	190.00	416.67	375.00
TAWA IORN (MEDIUM SIZE) AVG. QLTY	EACH	207.69	200.00	250.00	250.00	250.00	300.00	395.00	190.00	383.33	400.00
S.STEEL PLATE A.QLTY.(M.SIZE)	EACH	83.08	40.63	70.00	55.00	60.00	70.00	120.00	60.00	71.67	65.00
TABLE SPOON S.STEEL SUP.QLTY.	DOZEN	270.00	250.00	300.00	250.00	280.00	350.00	340.00	250.00	408.33	350.00
WATER SET JUG+6 GLASSES (OMROC)	SET	615.38	331.88	450.00	350.00	370.00	550.00	365.00	600.00	422.50	400.00
TEA SET PAK. CHINAWARE 21 PCS.	SET	1624.62	950.00	1700.00	1250.00	1450.00	1750.00	1000.00	2000.00	2400.00	2200.00
DINNER SET PLASTIC 72 PIECES SUPERIOR QLTY	SET	5153.85	3000.00	5000.00	2600.00	2500.00	6250.00	4000.00	6200.00	8000.00	8000.00
HOTPOT SET PLASTIC 3 PCS.	SET	1261.54	1000.00	1200.00	1000.00	1000.00	1500.00	1450.00	1200.00	1166.67	1100.00
BUCKET(BALTI) PLASTIC MED.SIZ	EACH	336.15	270.00	400.00	280.00	275.00	400.00	260.00	300.00	350.00	400.00

Contd.

7.11 Intercity Consumer Prices April, 2014

Description	Unit	Karachi	Hyder- abad	Nawab- shah	Mirpur- khas	Mithi	Sukkar	Larkana	Dadu	Pesha- war	Mardan
LOTA PLASTIC (MED SIZE) AVERAGE QUALITY	EACH	60.00	50.00	60.00	50.00	50.00	60.00	55.00	50.00	41.67	40.00
PRESURE COOKER 4 LTR.	EACH	1330.77	900.00	1500.00	850.00	900.00	1500.00	1000.00	1300.00	1300.00	1100.00
WATER COOLER 9/10 LTR.PLASTIC ***	EACH	450.00	400.00	800.00	500.00	525.00	600.00	600.00	400.00	483.33	475.00
THERMOS STARVAC 1 LTR	EACH	365.38	300.00	450.00	350.00	350.00	500.00	430.00	450.00	425.00	425.00
BULB PHILIPS 100-WATTS	EACH	35.00	30.00	32.00	30.00	30.00	30.00	30.00	35.00	38.33	40.00
TUBE LIGHT PHILIPS 40 WATTS	EACH	100.00	95.00	100.00	110.00	110.00	97.50	95.00	100.00	95.00	95.00
ELECTRIC BLUBS "0" WATTE LOCAL	EACH	20.00	25.00	25.00	20.00	20.00	22.00	20.00	20.00	21.67	25.00
ELECTRIC BLUB ENERGY SAVER 14 WATTS	EACH	160.00	160.00	160.00	110.00	115.00	155.00	175.00	160.00	180.00	190.00
WASHING SOAP 250 GMS SPECIFY BRAND NAME	EACH	20.00	30.00	35.00	27.00	25.00	30.00	35.00	30.00	40.00	40.00
SURF EXCEL 400 GMS POLY BAG	EACH	125.00	125.00	125.00	125.00	125.00	125.00	125.00	125.00	125.00	125.00
WASHING POWDER 1000 GRM	EACH	185.00	185.00	175.00	175.00	175.00	185.00	185.00	185.00	185.00	185.00
WASHING POWDER (WHEEL/ BONUS) 100 GRAMS	EACH	95.00	95.00	90.00	85.00	85.00	90.00	85.00	90.00	93.33	90.00
CLEANSER POWDER VIM 1000 GM	PKT.	72.22	66.67	72.22	66.67	66.67	72.22	66.67	66.67	72.22	66.67
FINIS 500 ML	BOTTLE	160.00	187.50	160.00	125.00	125.00	130.00	165.00	180.00	130.00	125.00
PHNYLE TYPHONE/FINIS/CARRANITE 3 LITRES	BOTTLE	120.00	120.00	130.00	110.00	110.00	130.00	120.00	140.00	130.00	120.00
HARPIC	BOTTLE	125.00	125.00	125.00	125.00	125.00	130.00	125.00	125.00	125.00	125.00
BOOT POLISH CHERRY/KIWI 50ML	EACH	100.00	100.00	80.00	80.00	80.00	80.00	80.00	80.00	80.00	80.00
ROBIN BLUE (35 GRAMS)	PKT.	35.00	21.77	35.00	30.00	30.00	30.00	30.00	35.00	45.00	45.00
TISSU PAPER PERFUMED 100 PCS.	PKT	123.08	100.00	100.00	90.00	90.00	90.00	100.00	90.00	110.00	110.00
TOILET PAPER ROLL (R.PETEL)	P/ROLL	35.00	32.00	40.00	35.00	35.00	35.00	35.00	30.00	35.00	35.00
BOOT POLISH LIQUID CHEERY BLOSSOM KIWI 75 ML	BOTTLE	130.00	130.00	120.00	120.00	120.00	120.00	120.00	120.00	135.00	135.00
MATCH BOX SMALL	EACH	2.00	2.00	2.00	2.00	2.00	2.00	2.00	2.00	1.67	1.50
DRY CELL 1.5 VOLT(LOCAL)	EACH	15.00	15.00	22.00	20.00	20.00	25.00	20.00	25.00	25.00	25.00
HAND STITCHING NEEDLE M.SIZE	PACKET	6.00	6.00	8.00	5.00	5.00	8.00	9.00	6.00	5.67	6.00
SEWING MACHINE NEEDLE (SINGER)	EACH	5.00	6.00	8.00	5.00	5.00	8.00	7.00	5.00	5.67	6.00
HOUSEHOLD SERVANT FEMALE P/T	P/MNTH	1530.77	950.00	2000.00	600.00	800.00	1500.00	1150.00	1500.00	1100.00	1100.00
MARRIAGE HALL WITH FURNITURE	P/HEAD	250.00	83.75	70.00	70.00	60.00	100.00	150.00	60.00	225.00	250.00
SEPTRAN TABLETS	10TAB.	15.00	15.00	15.00	15.00	15.00	15.00	15.00	15.00	15.00	15.00
BRUFEN TABS 200-MG.	10TAB.	10.00	10.00	10.00	10.00	10.00	10.00	10.00	10.00	10.00	10.00
PANADOL TAB. EXTRA/PLAIN	10TAB.	10.00	10.00	10.00	10.00	10.00	10.00	10.00	10.00	10.00	10.00
DISPRIN TAB.	10TAB.	10.00	10.00	10.00	10.00	10.00	10.00	10.00	10.00	10.00	10.00
TRISIL TAB.	10 TAB	10.00	10.00	10.00	10.00	10.00	10.00	10.00	10.00	10.00	10.00
FLAGYL TAB. 200 MG.	10TAB.	10.00	10.00	10.00	10.00	10.00	10.00	10.00	10.00	10.00	10.00
VENTOLIN TAB. 2MG.	10TAB.	9.00	9.00	9.00	9.00	9.00	9.00	9.00	9.00	9.00	9.00
DAONIL TAB. 5 MG.	10TAB.	17.00	17.00	17.00	17.00	17.00	17.00	17.00	17.00	17.00	17.00
ENTOX TAB.	10TAB.	10.00	10.00	10.00	10.00	10.00	10.00	10.00	10.00	10.00	10.00
RENITEC TAB. 5 MG.	10TAB.	59.00	59.00	59.00	59.00	59.00	59.00	59.00	59.00	59.00	59.00
CAC. 1000 TAB	BOTTLE	122.00	122.00	122.00	122.00	122.00	122.00	122.00	122.00	122.00	122.00
AMOXIL CAPSOLE 250 MG.S	10CAP.	36.00	36.00	36.00	36.00	36.00	36.00	36.00	36.00	36.00	36.00
CALCIUM SYRUP SANDOZ	BOTTLE	64.00	64.00	64.00	64.00	64.00	64.00	64.00	64.00	64.00	64.00
LEDERPLEX SYRUP	BOTTLE	35.00	35.00	35.00	35.00	35.00	35.00	35.00	35.00	35.00	35.00
SANCOS SYRUP (50 ML.)	BOTTLE	30.00	30.00	30.00	30.00	30.00	30.00	30.00	30.00	30.00	30.00
PHENERGAN SYRUP 120 ML.	BOTTLE	33.00	33.00	33.00	33.00	33.00	33.00	33.00	33.00	33.00	33.00
CALPOL SYRUP 60 ML.	BOTTLE	28.00	28.00	28.00	28.00	28.00	28.00	28.00	28.00	28.00	28.00
HYDRYLIN SYRUP 120 ML.	BOTTLE	59.00	59.00	59.00	59.00	59.00	59.00	59.00	59.00	59.00	59.00
POLYFAX EYE OINTMENT	TUBE	21.00	21.00	21.00	21.00	21.00	21.00	21.00	21.00	21.00	21.00
BETNESOL EYE DROPS	BOTTLE	33.89	33.89	33.89	33.89	33.89	33.89	33.89	33.89	33.89	33.89
EAR DROPS (CARDISPORINE) ***	BOTTLE	21.00	21.00	21.00	21.00	21.00	21.00	21.00	21.00	21.00	21.00
BETNOVATE-N OINTMENT 5 GMS	TUBE	16.00	16.00	16.00	16.00	16.00	16.00	16.00	16.00	16.00	16.00
BURNOL CREAM 30 GRM	TUBE	16.00	16.00	16.00	16.00	16.00	16.00	16.00	16.00	16.00	16.00
VICKS VAPORUB/BALM	BOTTLE	36.00	36.00	36.00	36.00	36.00	36.00	36.00	36.00	36.00	36.00
GLYCRINE SMALL BOTTLE	BOTTLE	20.00	25.00	25.00	20.00	15.00	15.00	15.00	27.50	20.00	20.00
JOUHAR JOSHANDA	PKT.	6.00	6.00	6.00	6.00	6.00	6.00	6.00	6.00	6.00	6.00
GALXOS-D (450 GRMS)	PKT.	157.50	151.88	151.88	151.88	151.88	151.88	151.88	151.88	151.88	151.88

Contd.

7.11 Intercity Consumer Prices April, 2014

Description	Unit	Karachi	Hyder- abad	Nawab- shah	Mirpur- khas	Mithi	Sukkar	Larkana	Dadu	Pesha- war	Mardan
GRIPE-WATER WOODWARDS	BOTTLE	50.00	50.00	50.00	50.00	50.00	50.00	50.00	50.00	50.00	50.00
SANIPLAST ONE PUTTY	EACH	2.00	2.00	2.00	1.00	1.00	2.00	2.00	2.00	2.00	2.00
O.R.S. (NIMCOL)	PKT.	15.00	15.00	15.00	15.00	15.00	15.00	15.00	15.00	15.00	15.00
DETTOL (MEDIUM)	BOTTLE	46.80	46.80	46.80	46.80	46.80	46.80	46.80	46.80	46.80	46.80
COTTON BANDAGE 2" - 4"	EACH	8.62	6.00	8.00	12.00	12.00	12.50	15.00	10.00	9.00	9.00
THERMOMETER CHINA	EACH	40.00	30.00	40.00	40.00	35.00	37.50	35.00	30.00	41.50	42.00
DOCTOR (MBBS) CLINIC FEE	P/PAT.	100.00	100.00	200.00	100.00	100.00	100.00	300.00	150.00	220.83	225.00
URINE TEST (DR) CHARGES	P/TEST	100.00	90.00	140.00	70.00	70.00	170.00	100.00	50.00	96.67	100.00
BLOOD TEST (CP) CHARGES	P/TEST	230.00	212.50	300.00	200.00	200.00	290.00	200.00	200.00	200.00	200.00
SUGAR TEST (RANDOM/FASTING BOTH) CHARGES	P/TEST	256.15	160.00	240.00	200.00	200.00	200.00	240.00	120.00	186.67	200.00
ECG CHARGES	P/TEST	200.00	213.13	350.00	200.00	200.00	350.00	200.00	200.00	200.00	200.00
X-RAY (CHEST) CHARGES	P/X-RAY	300.00	209.38	400.00	200.00	200.00	300.00	350.00	170.00	180.00	180.00
CAR SUZUKI 800 CC (W/O. A/C)	EACH	625000.00	625000.00	625000.00	625000.00	0.00	625000.00	625000.00	0.00	698800.00	698000.00
CAR SUZUKI 1000 CC	EACH	1034000.00	1034000.00	1044000.00	1044000.00	0.00	0.00	0.00	0.00	1059800.00	1059800.00
CAR TOYOTA 1300 CC	EACH	1682500.00	1561500.00	1568000.00	0.00	0.00	0.00	0.00	0.00	1578000.00	1578000.00
CAR HONDA CIVIC	EACH	2035000.00	0.00	2033000.00	0.00	0.00	0.00	0.00	0.00	2386000.00	2386000.00
MOTORCYCLE HONDA CD-70.	EACH	68000.00	69900.00	69000.00	68000.00	68500.00	70000.00	70000.00	69000.00	69900.00	69900.00
MOTORCYCLE YAMAHA 100CC.	EACH	78600.00	79300.00	79300.00	0.00	0.00	78500.00	79300.00	0.00	80000.00	80000.00
MOTOR CYCLE HERO 70 CC	EACH	44000.00	43000.00	44000.00	44500.00	0.00	43000.00	43000.00	0.00	44666.67	45000.00
BICYCLE WITH TYRES & TUBES	EACH	6000.00	7550.00	9300.00	7500.00	7900.00	7600.00	7500.00	7000.00	7916.67	7600.00
TYRE CAR WITH TUBE GENERAL	EACH	3500.00	2800.00	3800.00	3300.00	3400.00	3200.00	3500.00	4000.00	3623.33	3550.00
TYRE MOTOR CYCLE WITHOUT TUBE	EACH	1200.00	950.00	1000.00	1250.00	1280.00	1200.00	1300.00	1300.00	1281.67	1275.00
TYRE CYCLE SPECIFY BRAND NAME	EACH	300.00	325.00	400.00	400.00	415.00	350.00	370.00	420.00	373.33	355.00
TYRE CAR W/O TUBE	EACH	2730.77	2700.00	3200.00	2700.00	2800.00	2700.00	2800.00	3500.00	3266.67	3250.00
PETROL SUPER	LITRE	108.31	108.31	108.31	108.31	108.31	108.31	108.31	108.31	108.31	108.31
HIGH SPEED DIESEL HSD	LITRE	113.85	113.85	113.85	113.85	113.85	113.85	113.85	113.85	113.85	113.85
CNG	K.G.	66.14	66.14	0.00	66.14	0.00	66.14	0.00	66.14	74.25	0.00
GAS CYLINDER STAND. SIZE	EACH	1210.00	1375.00	1430.00	1200.00	1250.00	1512.50	1408.00	1430.00	1576.67	1485.00
MOTOR CYCLE SERVICE CHARGES	EACH	350.00	250.00	250.00	250.00	250.00	250.00	350.00	200.00	280.00	280.00
CAR SERVICE CHARGES	EACH	365.38	350.00	500.00	300.00	300.00	350.00	500.00	400.00	300.00	300.00
TYRE PUNCTURE CHARGES	EACH	50.00	60.00	60.00	60.00	50.00	60.00	75.00	80.00	50.00	50.00
CYCLE OVERHAULING CHARGES	EACH	200.00	250.00	275.00	200.00	200.00	200.00	300.00	200.00	350.00	350.00
CAR TAX FOR 800CC TO 1300CC	YEARLY	1250.00	1250.00	1250.00	1250.00	1250.00	1250.00	1250.00	1250.00	937.50	937.50
TRAIN FARE ECO. 1-100 KM.	P/KM.	0.71	0.71	0.71	0.71	0.00	0.71	0.71	0.71	0.71	0.00
TRAIN FARE ECO. 101-500 KM.	P/KM.	1.02	1.02	1.02	1.02	0.00	1.02	1.02	1.02	1.02	0.00
TRAIN FARE ECO. > 500 KM.	P/KM.	0.93	0.93	0.93	0.93	0.00	0.93	0.93	0.93	0.93	0.00
TRAIN FARE IST SLP. 1-100KM	P/KM.	2.18	2.18	2.18	2.18	0.00	2.18	2.18	2.18	2.18	0.00
TRAIN FARE IST SLP.101-500 KM	P/KM.	2.69	2.69	2.69	2.69	0.00	2.69	2.69	2.69	2.69	0.00
TRAIN FARE IST SLP. > 500 KM	P/KM.	2.07	2.07	2.07	2.07	0.00	2.07	2.07	2.07	2.07	0.00
TRAIN FARE A/C SLP. 1-100KM.	P/KM.	5.99	5.99	5.99	5.99	0.00	5.99	5.99	5.99	5.99	0.00
TRAIN FARE A/C SLP.101-500KM	P/KM.	4.77	4.77	4.77	4.77	0.00	4.77	4.77	4.77	4.77	0.00
TRAIN FARE A/C SLP > 500KM.	P/KM.	4.32	4.32	4.32	4.32	0.00	4.32	4.32	4.32	4.32	0.00
PLATFORM TICKET	EACH	10.00	10.00	10.00	10.00	0.00	10.00	10.00	10.00	10.00	0.00
AUTO RICKSHAW FARES	KM/MIN	75.00	40.00	80.00	60.00	90.00	80.00	50.00	40.00	51.67	60.00
FULL TONGA CHARGES	KM/MIN	70.00	60.00	35.00	40.00	0.00	80.00	65.00	0.00	55.00	60.00
TAXI 4 SEATER FARE	KM/MIN	75.00	60.00	100.00	90.00	90.00	80.00	60.00	60.00	100.00	100.00
BUS FARE MIN (WITHIN CITY)	TICKET	10.00	10.00	0.00	10.00	0.00	0.00	0.00	0.00	12.00	12.00
BUS FARE MAX (WITHIN CIT	TICKET	16.00	17.00	0.00	16.00	0.00	0.00	0.00	0.00	20.00	19.00
BUS FARE OUTSIDE CITY	P/KM.	0.95	0.95	0.95	0.95	0.95	0.95	0.95	0.95	0.93	0.93
A/C BUS FARE OUTSIDE CITY	P/KM.	1.60	1.60	1.70	1.70	1.70	1.60	1.60	1.50	1.28	1.28
MINIBUS FARE MIN.WITH IN CITY	TICKET	10.00	10.00	0.00	0.00	0.00	0.00	0.00	0.00	12.00	0.00
MINIBUS FARE MAX.WITH IN CITY	TICKET	17.00	17.00	0.00	0.00	0.00	0.00	0.00	0.00	20.00	0.00
SUZUKI FARE MIN.WITH IN CITY	TICKET	10.00	10.00	0.00	10.00	0.00	7.00	10.00	0.00	10.00	10.00
SUZUKI FARE MAXIMUM W.IN CITY	TICKET	10.00	15.00	0.00	10.00	0.00	15.00	10.00	0.00	15.00	15.00

Contd.

7.11 Intercity Consumer Prices April, 2014

Description	Unit	Karachi	Hyder- abad	Nawab- shah	Mirpur- khas	Mithi	Sukkar	Larkana	Dadu	Pesha- war	Mardan
AIR FARE ECONOMY CLASS.	P/KM.	18.20	18.20	18.20	0.00	0.00	18.20	18.20	0.00	18.20	0.00
POSTAL ENVELOPE DOMESTIC	EACH	8.00	8.00	8.00	8.00	8.00	8.00	8.00	8.00	8.00	8.00
ENVELOPE FOR SAUDI ARABIA	EACH	50.00	50.00	50.00	45.00	45.00	45.00	45.00	45.00	50.00	50.00
POSTAL REGISTRATION CHARGES	EACH	28.00	28.00	28.00	28.00	28.00	28.00	28.00	28.00	28.00	28.00
U.M.S. REG CHARGES MIN.	EACH	58.00	59.00	58.00	58.00	58.00	59.00	58.00	58.00	58.00	58.00
T.C.S. CH. MIN.WITH IN ZONE	EACH	110.00	110.00	110.00	110.00	110.00	110.00	110.00	110.00	110.00	110.00
TELEPHONE CHARGES LOCAL CALL	P/CALL	3.94	3.94	3.94	3.94	3.94	3.94	3.94	3.94	3.94	3.94
TEL CHARGES OUT SIDE CITY	P/CALL	3.94	3.94	3.94	3.94	3.94	3.94	3.94	3.94	3.94	3.94
INTERNET CHARGES	P/HOUR	20.00	25.00	30.00	20.00	20.00	20.00	15.00	30.00	30.00	30.00
MOBILE CELL CHARGES	P/UNIT	3.00	3.00	3.06	3.00	3.00	3.00	3.50	3.06	2.88	2.88
FAX CHARGES (LOCAL)	P/PAGE	15.00	20.00	15.00	15.00	20.00	15.00	15.00	20.00	20.00	20.00
TELEPHONE SET AV. QLTY	EACH	700.00	500.00	500.00	600.00	650.00	400.00	875.00	550.00	1200.00	1250.00
MOBILE SET NOKIA/SONY/ERICSON/SAMSUNG WITHOUT CAMERA	EACH	2600.00	2200.00	2400.00	2250.00	2300.00	3000.00	3200.00	2400.00	2700.00	2700.00
T.V. 20" COLORED WEGA H-A21.	EACH	19500.00	17300.00	18000.00	18000.00	18000.00	17500.00	20500.00	17000.00	19100.00	19000.00
T.V 20" COLOR CHINA/KORIA)	EACH	12000.00	10750.00	11000.00	10000.00	10000.00	12000.00	9000.00	11000.00	8083.33	7500.00
V.C.P. PANASONIC/LG/NAT	EACH	4000.00	5000.00	5000.00	6000.00	6000.00	5600.00	4800.00	4500.00	3916.67	0.00
DVD/VCD PLAYER PANASONIC/LG	EACH	4500.00	3500.00	5000.00	3500.00	3000.00	3800.00	3000.00	2750.00	3066.67	4000.00
RADIO WITH C.PLAYER NATIONAL	EACH	2000.00	3500.00	3500.00	1500.00	1500.00	2000.00	2900.00	2000.00	2616.67	2600.00
PERSONNEL COMPUTER (BRANDED)	EACH	37000.00	29000.00	58000.00	46000.00	46000.00	45000.00	45000.00	27000.00	50000.00	48800.00
VID. CASSETTE BLK. TDK/SONY	EACH	140.00	120.00	200.00	120.00	120.00	140.00	165.00	160.00	100.00	100.00
COM. C.D. (TDK/IMATION)	EACH	50.00	80.00	60.00	50.00	55.00	50.00	50.00	40.00	40.00	40.00
TAPE RECORDER CASSETTE BLANK	EACH	50.00	60.00	50.00	50.00	55.00	50.00	50.00	50.00	30.00	30.00
VIDEO GAME SEGA 16 BYTE	EACH	1400.00	1000.00	1200.00	1800.00	0.00	1200.00	1500.00	1000.00	1250.00	1250.00
CINEMA A/C. HIGH CLASS	TICKET	100.00	60.00	0.00	30.00	0.00	0.00	0.00	0.00	40.00	0.00
CINEMA NON-A/C HIGH CLASS	TICKET	70.00	40.00	50.00	20.00	0.00	0.00	60.00	20.00	40.00	30.00
CABLE CHARGES	PER MONT	400.00	300.00	250.00	300.00	200.00	300.00	375.00	300.00	200.00	300.00
TV.LICENCE FEE DOMESTIC	YEARLY	420.00	420.00	420.00	420.00	420.00	420.00	420.00	420.00	420.00	420.00
ENGLISH BOOK CLASS V1	EACH	35.10	35.10	35.10	35.10	35.10	35.10	35.10	35.10	78.00	78.00
ENGLISH BOOK CLASS IX OR X	EACH	40.30	40.30	40.30	40.30	40.30	40.30	40.30	40.30	76.00	76.00
ENG. BOOK IST.YR COMPLETE SET	EACH	109.95	109.95	109.95	109.95	109.95	109.95	109.95	109.95	80.00	80.00
ENGLISH BOOK BA/B.SC	EACH	150.00	150.00	150.00	150.00	150.00	150.00	150.00	150.00	120.00	120.00
URDU BOOK CLASS V (T.B.BORD)	EACH	54.10	54.10	54.10	54.10	54.10	54.10	54.10	54.10	76.00	76.00
URDU BOOK CLASS IX/X(T.B.B)	EACH	50.55	50.55	50.55	50.55	50.55	50.55	50.55	50.55	65.50	65.50
URDU BOOK IST.YEAR/INTER	EACH	40.30	40.30	40.30	40.30	40.30	40.30	40.30	40.30	76.00	76.00
URDU BOOK BA/B.SC	EACH	120.00	120.00	120.00	120.00	120.00	120.00	120.00	120.00	170.00	160.00
MATHS BOOK CALSS V (T.B.B)	EACH	50.90	50.90	50.90	50.90	50.90	50.90	50.90	50.90	77.00	77.00
MATHS BOOK CLASS IX OR X	EACH	187.20	187.20	187.20	187.20	187.20	187.20	187.20	187.20	133.00	133.00
MATHS BOOK IST.YEAR (T.B.B)	EACH	104.60	104.60	104.60	104.60	104.60	104.60	104.60	104.60	160.00	160.00
PAKISTAN STUDIES BOOK BA/B.SC	EACH	125.00	125.00	125.00	125.00	125.00	125.00	125.00	125.00	95.00	95.00
DAILY "DAWN"	P/COPY	19.00	19.00	19.00	19.00	19.00	19.00	19.00	19.00	19.00	19.00
DAILY "JANG"	P/COPY	12.00	12.00	12.00	12.00	12.00	12.00	12.00	12.00	12.00	12.00
DAILY "NAWA-E-WAQT"	P/COPY	12.00	12.00	12.00	12.00	12.00	12.00	12.00	12.00	12.00	12.00
WEEKLY "AKHBAR-E-JAHAN"	P/COPY	55.00	55.00	55.00	55.00	55.00	55.00	55.00	55.00	55.00	55.00
WEEKLY "MAG"	P/COPY	45.00	45.00	45.00	45.00	45.00	45.00	45.00	45.00	45.00	45.00
MONTHLY "NAUNEHAL DIGEST"	P/COPY	35.00	35.00	35.00	35.00	35.00	35.00	35.00	35.00	35.00	35.00
PAPER FOOLSCAPE (27"x17")	QUIRE	46.54	30.00	27.00	30.00	25.00	45.00	37.00	35.00	20.00	20.00
EXERCISE.BOOK LINED 80/100 PGS	EACH	31.54	18.00	30.00	15.00	15.00	40.00	20.00	20.00	65.00	65.00
PENCILGOLDFISH/DEER	EACH	6.00	6.00	6.00	5.00	5.00	6.00	6.00	5.00	5.00	5.00
PEN INK DOLLOR 57 ML BOTTLE	EACH	20.00	20.00	20.00	25.00	25.00	25.00	25.00	20.00	20.00	20.00
PHOTOSTATE PAPER 70 GM	PRT	440.00	225.00	360.00	300.00	325.00	400.00	340.00	340.00	300.00	310.00
BALL PEN (local)	EACH	7.00	6.00	7.00	5.00	5.00	7.00	5.50	6.00	5.50	6.00
FOUNTAIN PEN HERO/WINGS/CHINA	EACH	40.00	25.00	40.00	20.00	25.00	40.00	42.50	30.00	40.83	45.00

Contd.

7.11 Intercity Consumer Prices April, 2014

Description	Unit	Karachi	Hyder- abad	Nawab- shah	Mirpur- khas	Mithi	Sukkar	Larkana	Dadu	Pesha- war	Mardan
PRIVATE SCHOOL FEE ENGLISH MEDIUM AVERAGE STANDARD (CLASS I)	PER MONTH	761.54	778.13	1550.00	500.00	350.00	700.00	500.00	840.00	1916.67	1800.00
PRIVATE SCHOOL FEE ENGLISH MEDIUM AVERAGE STANDARD (CLASS V)	PER MONTH	861.54	778.13	1550.00	700.00	450.00	900.00	500.00	1050.00	2016.67	2000.00
PRIVATE SCHOOL FEE ENGLISH MEDIUM AVERAGE STANDARD (CLASS VI)	PER MONTH	1261.54	778.13	1550.00	800.00	500.00	900.00	700.00	1050.00	2033.33	2150.00
PRIVATE SCHOOL FEE ENGLISH MEDIUM AVERAGE STANDARD (CLASS X)	PER MONTH	1723.08	1000.00	175.00	1000.00	500.00	1100.00	700.00	1200.00	2125.00	2600.00
PRIVATE MEDICLE COLLEGE FEE MBBS (IST YEAR)	PER MONTH	47266.00	0.00	0.00	0.00	0.00	0.00	0.00	0.00	40000.00	0.00
PRIVATE ENGINEERING COLLEGE FEE (ISTR YEAR)	PER MONTH	6666.00	0.00	0.00	0.00	0.00	0.00	0.00	0.00	16000.00	11916.00
GOVT. COLLEGE FEE IST. YEAR	MONTH	45.00	35.00	40.00	35.00	35.00	35.00	35.00	35.00	42.09	42.09
GOVT. COLLEGE FEE 4TH. YEAR	MONTH	75.00	75.00	67.50	67.50	70.00	67.50	67.50	67.50	54.90	54.79
GOVT. UNIVERSITY FEE MSC.	MONTH	1300.00	385.00	0.00	354.17	354.17	0.00	0.00	354.17	1487.93	1487.93
GOVT. MED. COLLEGE FEE MBBS	MONTH	2000.00	2200.00	2000.00	0.00	2000.00	2000.00	2000.00	2000.00	641.67	0.00
GOVT. ENGG. COLL. FEE I YEAR	MONTH	1033.00	841.66	333.33	0.00	0.00	0.00	1500.00	0.00	541.67	571.67
COACHING FEE FOR CLASS IX/X	PER MONTH	1800.00	500.00	1200.00	500.00	600.00	1000.00	600.00	500.00	2500.00	2500.00
COACHING CHARGES FOR CLASS IST YEAR/INTER (SCIENCE)	PER MONTH	2000.00	1000.00	1200.00	800.00	700.00	2000.00	550.00	500.00	3000.00	2500.00
COACHING CHARGES FOR CLASS IST YEAR/INTER (COMMERCE)	PER MONTH	1800.00	600.00	1200.00	600.00	600.00	1080.00	550.00	500.00	2500.00	2250.00
I.T. TUITION FEES	PER MONTH	3000.00	2000.00	1600.00	0.00	0.00	1500.00	1500.00	600.00	4000.00	4000.00
MBA TUITION FEES	PER MONTH	8153.85	2500.00	0.00	0.00	0.00	2600.00	2500.00	0.00	4500.00	4500.00
BREAD TANDOORI ST. SIZE	EACH	8.00	10.00	7.00	7.00	7.00	7.00	6.00	6.00	10.00	10.00
COOKED MUTTON (AV. HOTEL)	PLATE	126.15	123.75	140.00	100.00	100.00	100.00	100.00	70.00	100.00	100.00
COOKED BEEF (AV. HOTEL)	PLATE	71.54	61.25	70.00	70.00	50.00	65.00	70.00	50.00	103.33	80.00
COOKED DAL (AV. HOTEL)	PLATE	50.00	37.50	60.00	50.00	50.00	50.00	60.00	40.00	60.00	60.00
CHICKEN BIRYANI FULL/DOUBLE	PLATE	133.08	80.00	95.00	90.00	90.00	150.00	200.00	120.00	133.33	120.00
TEA PREPARED (ORDINARY)	CUP	15.00	15.00	20.00	25.00	25.00	20.00	22.50	20.00	15.00	15.00
HAIRCUT CHARGES FOR MEN	P/CUT	66.15	57.50	100.00	50.00	50.00	60.00	90.00	50.00	100.00	70.00
BEAUTY PORL HAIR STYL CHARGE	P/STY.	380.77	193.75	250.00	150.00	100.00	125.00	300.00	225.00	241.67	225.00
SHAVING CHARGES	PER SHV	43.08	21.25	50.00	20.00	20.00	35.00	50.00	30.00	58.33	45.00
LIPSTICK S.MISS/MEDORA	EACH	90.00	110.00	120.00	110.00	110.00	100.00	105.00	90.00	110.00	110.00
NAIL POLISH S.MISS/MEDORA	EACH	90.00	60.00	95.00	80.00	80.00	75.00	60.00	50.00	100.00	100.00
PERFUME MED.SIZE MEDORA/BROACH	EACH	150.00	120.00	175.00	190.00	180.00	110.00	180.00	185.00	186.67	190.00
HAIR-OIL AMLA/CHAMBELI	BOTTLE	115.00	100.00	100.00	110.00	110.00	100.00	110.00	110.00	106.67	115.00
TOILET SOAP LUX 95 GRAMS	EACH	40.38	40.38	40.38	40.38	40.38	40.38	40.38	40.38	40.38	40.38
TOILET SOAP LIFEBOUY 140 GRM	EACH	36.00	36.00	36.00	36.00	36.00	36.00	36.00	36.00	36.00	36.00
TOILET SOAP SAFEGUARD BATH SIZE	EACH	46.00	46.00	46.00	46.00	46.00	46.00	46.00	46.00	46.00	46.00
TOOTHPASTE MACKLINES 70 GRM	EACH	50.00	50.00	50.00	50.00	50.00	50.00	50.00	50.00	50.00	50.00
TOOTHPAST MED SIZE CLGATE 70 GMS	EACH	56.00	56.00	56.00	56.00	56.00	56.00	56.00	56.00	56.00	56.00
TOOTHBRUSH SHEILD A/PLAUQUE	EACH	35.00	35.00	40.00	30.00	40.00	40.00	40.00	35.00	45.00	45.00
TOOTHPOWDER DENTONIC 90 GRM	EACH	25.00	25.00	25.00	25.00	25.00	25.00	25.00	25.00	25.00	25.00
HAIR-COLOUR BEGIN (6 GMS)	EACH	95.00	95.00	90.00	95.00	95.00	90.00	97.50	90.00	95.00	95.00
HAIR COLOUR (KALAKOLA)	BOTTLE	120.00	120.00	120.00	120.00	120.00	120.00	120.00	120.00	120.00	120.00
FACECREAM PONDS (MEDIUM)	EACH	110.00	110.00	110.00	110.00	110.00	120.00	105.00	110.00	110.00	110.00
TALC POWDER VICE ROAY,B.CAT	EACH	120.00	130.00	130.00	120.00	125.00	130.00	150.00	140.00	120.00	145.00
BLADE TREET ORDINARY 10'S	PKT.	35.00	35.00	40.00	35.00	30.00	35.00	40.00	35.00	30.83	35.00
BLADE 7-O-CLOCK STAIN. 5'S	PKT.	35.00	30.00	40.00	30.00	32.00	30.00	35.00	35.00	35.00	30.00
SHAMPOO SUNSILK/PAINTIN 100 ML	BOTTLE	110.00	110.00	110.00	110.00	110.00	95.00	110.00	95.00	100.00	100.00
BEAUTY CREAM (FAIR & LOVELY)	EACH	95.00	155.00	155.00	155.00	155.00	155.00	155.00	155.00	85.00	85.00
HAIR REMOVING CREAM (EU-CREAM)	TUBE	55.00	60.00	60.00	60.00	60.00	65.00	60.00	60.00	60.00	55.00
GEL MEDIUM SIZE	BOTTLE	60.00	55.00	67.50	55.00	75.00	70.00	70.00	120.00	120.00	120.00
DISPOSABLE RAZOR GILLET-II	EACH	35.00	40.00	35.00	35.00	35.00	40.00	35.00	35.00	45.00	45.00
SHAVING CREAM TOUCH-ME/ADM.	EACH	60.00	55.00	55.00	55.00	60.00	55.00	60.00	55.00	56.67	60.00
GOLD TEZABI 24 CT	10 GM.	42650.00	43200.00	42690.00	43460.00	43460.00	43560.00	42006.00	43200.00	43916.00	43833.00
SILVER TEZABI 24 CT	10 GM.	690.00	660.00	660.00	655.00	655.00	850.00	685.00	685.00	708.00	708.00
ARTIFICIAL JEWELLARY SET	SET	861.54	400.00	1500.00	350.00	500.00	600.00	725.00	250.00	916.67	850.00
WRIST WATCH GENTS CITIZEN (ORIGINAL) ***	EACH	2000.00	3100.00	3750.00	2500.00	2600.00	2600.00	3000.00	2500.00	4000.00	4000.00
WRIST WATCH LADIES CITIZEN (ORIGINAL) ***	EACH	2000.00	3050.00	3750.00	2500.00	2600.00	2500.00	2500.00	2500.00	4000.00	4000.00
WALL CLOCK QUARTZ AV.QLTY	EACH	400.00	300.00	450.00	350.00	300.00	475.00	425.00	200.00	1350.00	1350.00
SUITCASE REXIN (24"x16"x6")	EACH	1061.54	750.00	1500.00	800.00	850.00	1125.00	725.00	900.00	741.67	725.00
TRUNK MEDIUM SIZE ***	EACH	1461.54	1000.00	1600.00	1000.00	950.00	2000.00	900.00	1150.00	4250.00	3800.00
PURSE LADIES (LEATHER) AVERAGE QUALITY	EACH	500.00	350.00	550.00	500.00	450.00	600.00	775.00	275.00	1025.00	975.00

7.11 Intercity Consumer Prices April, 2014

Description	Unit	Abbott- abad	Bannu	D.I. Khan	Mingora	Quetta	Turbat	Gawa- dar	Loralai	Khuz- dar	D.M. Jamali
WHEAT	10 KG.	425.00	370.00	350.00	380.00	440.00	455.00	460.00	420.00	400.00	340.00
WHEAT FLOUR FINE/SUPERIOR.	KG.	50.00	46.50	41.00	50.00	49.00	51.00	52.00	44.50	50.00	45.00
WHEAT FLOUR AVG. QLTY	KG.	47.75	43.50	40.00	45.00	47.00	47.00	47.00	43.00	48.00	40.00
WHEAT FLOUR BAG	10 KG.	470.00	435.00	442.50	430.00	470.00	470.00	480.00	425.00	480.00	450.00
MAIDA	KG.	60.00	62.00	50.00	60.00	70.00	71.50	80.00	60.00	52.00	47.50
SUJI	KG.	60.00	53.50	50.00	60.00	70.00	80.00	75.00	60.00	70.00	52.50
BESAN AV. QLTY.	KG.	80.00	80.00	75.00	80.00	100.00	110.00	115.00	70.00	110.00	85.00
RICE BASMATI SUP. QLTY.	KG.	147.50	130.00	130.00	127.50	144.00	155.00	155.00	120.00	110.00	125.00
RICE BASMATI 385/386	KG.	120.00	127.50	107.50	77.50	90.00	90.00	95.00	120.00	75.00	100.00
RICE BASMATI BROKEN AV.QLTY	KG.	87.50	52.50	65.00	60.00	90.00	67.50	70.00	100.00	60.00	55.00
RICE IRRI-6 (SINDH/PUNJAB)	KG.	52.50	75.00	65.00	50.00	45.00	55.00	54.00	60.00	55.00	42.50
VERMICELLI	KG.	100.00	70.00	70.00	80.00	75.00	80.00	70.00	80.00	70.00	65.00
BREAD PLAIN MEDIUM SIZE	EACH	31.25	35.00	30.00	32.50	37.50	30.00	30.00	35.00	40.00	30.00
RUSK (PAPAY)	KG.	150.00	140.00	140.00	280.00	135.00	160.00	160.00	160.00	150.00	120.00
BISCUITS-PACKED	PKT	35.00	35.00	35.00	35.00	35.00	35.00	35.00	35.00	35.00	35.00
BISCUIT-BAKERY (LOOSE)	250 GM	50.00	52.50	55.00	60.00	55.00	55.00	60.00	55.00	80.00	67.50
CORNFLAKS FAUJI 225 GM.	PKT	166.50	153.00	153.00	153.00	153.00	153.00	153.00	153.00	153.00	153.00
SAMOSAS (VEGATABLE)	EACH	6.50	15.00	10.00	7.00	12.00	6.00	6.00	15.00	6.00	10.00
PASTRY AV.QLTY.	EACH	17.50	20.00	25.00	20.00	22.50	20.00	20.00	22.50	15.00	20.00
PATTIES (VEGATABLES)	EACH	15.00	30.00	20.00	15.00	25.00	20.00	20.00	15.00	15.00	13.50
NIMCO	250 GM	60.00	50.00	50.00	50.00	45.00	70.00	60.00	75.00	80.00	65.00
CHIPS	250 GM	70.00	85.00	55.00	60.00	50.00	65.00	80.00	50.00	80.00	65.00
BEEF WITH BONE AV.QLTY.	KG	250.00	265.00	275.00	265.00	310.00	350.00	350.00	280.00	300.00	250.00
MUTTON AV.QLTY.	KG	500.00	480.00	575.00	400.00	550.00	650.00	600.00	560.00	500.00	510.00
CHICKEN FARM BROILER (LIVE)	KG	160.00	172.00	158.00	190.00	185.00	260.00	290.00	260.00	220.00	170.00
FISH-RAHU MEDIUM SIZE	KG	210.00	290.00	250.00	250.00	320.00	370.00	340.00	330.00	240.00	225.00
MILK FRESH (UNBOILED)	LTR.	70.00	70.00	60.00	80.00	85.00	110.00	110.00	70.00	70.00	80.00
CURD	KG.	80.00	80.00	80.00	90.00	100.00	120.00	120.00	80.00	80.00	120.00
MILK TETRA PACK 1/2 LTR.	PKT.	50.00	50.00	50.00	50.00	50.00	60.00	60.00	50.00	50.00	50.00
LACTOGEN 400 GRAMS	PKT.	375.00	410.00	425.00	370.00	425.00	370.00	370.00	375.00	395.00	425.00
POWDER MILK NIDO 400GM.	PKT	312.50	325.00	325.00	325.00	325.00	300.00	300.00	325.00	325.00	325.00
MILK POWDER LOOSE/PACKED	KG.	450.00	540.00	430.00	625.00	400.00	495.00	482.50	480.00	675.00	475.00
BUTTER LOCAL PACKED	50 GM.	21.00	30.00	35.00	25.00	24.00	30.00	30.00	25.00	30.00	30.00
EGGS FARM	DOZ	85.00	77.50	90.00	90.00	110.00	130.00	121.00	120.00	135.00	97.50
MUSTARD OIL AV.QLTY.	KG.	250.00	180.00	170.00	175.00	190.00	200.00	215.00	200.00	190.00	190.00
COOKING OIL (DALDA)	2.5LTR	535.00	540.00	540.00	535.00	535.00	520.00	530.00	520.00	550.00	530.00
COOKING OIL (PAKWAN) OTHER BRAND SPECIFY	2.5 LTR	420.00	470.00	560.00	440.00	515.00	520.00	530.00	500.00	550.00	440.00
VEGETABLE GHEE TIN	2.5KG.	510.00	510.00	520.00	505.00	530.00	490.00	535.00	510.00	550.00	500.00
VEGETABLE GHEE (LOOSE)	KG.	170.00	156.25	170.00	165.00	200.00	200.00	200.00	176.25	170.00	170.00
DATES AV.QLTY.	KG.	245.00	163.75	145.00	185.00	225.00	65.00	85.00	205.00	95.00	190.00
PISTACHIO AV.QLTY.	50 GM.	100.00	75.00	60.00	120.00	60.00	60.00	65.00	60.00	100.00	55.00
ALMONDS WHOLE AV.QLTY.	KG.	400.00	462.50	400.00	580.00	445.00	480.00	450.00	400.00	700.00	625.00
COCONUT DRY AV.QLTY.	KG.	230.00	225.00	300.00	280.00	240.00	195.00	185.00	200.00	400.00	255.00
RAISINS AV.QLTY.	50 GM.	19.00	12.00	14.50	30.00	22.50	20.00	20.00	18.75	40.00	27.50
GROUNDNUTS (WITH SHELL)	KG.	200.00	120.00	130.00	135.00	140.00	150.00	150.00	180.00	180.00	240.00
MALTA/MOSAMBI	DOZ	100.00	140.00	115.00	220.00	75.00	155.00	145.00	60.00	65.00	150.00
KINNU	DOZ	125.00	100.00	145.00	120.00	75.00	120.00	110.00	65.00	55.00	125.00
APPLE	KG	85.00	125.00	125.00	110.00	85.00	110.00	95.00	140.00	60.00	155.00
ALOO BUKHARA	KG	0.00	0.00	0.00	0.00	0.00	0.00	0.00	0.00	0.00	0.00
POMEGRANATE (ANNAR)	KG	0.00	0.00	0.00	0.00	0.00	0.00	0.00	0.00	0.00	0.00
GRAPES	KG	0.00	0.00	0.00	0.00	0.00	0.00	0.00	0.00	0.00	0.00
BANANAS	DOZ	65.00	67.50	55.00	75.00	70.00	60.00	65.00	70.00	65.00	45.00
MANGO KALMI	KG	0.00	0.00	0.00	0.00	0.00	0.00	0.00	0.00	0.00	0.00
GUAVA	KG	90.00	55.00	80.00	130.00	80.00	60.00	80.00	80.00	55.00	60.00

Contd.

7.11 Intercity Consumer Prices April, 2014

Description	Unit	Abbott- abad	Bannu	D.I. Khan	Mingora	Quetta	Turbat	Gawa- dar	Loralai	Khuz- dar	D.M. Jamali
WATERMELON (TURBOOZ)	KG	30.00	50.00	50.00	30.00	35.00	45.00	50.00	50.00	35.00	20.00
MUSKMELON (KHARBOOZA)	KG	60.00	50.00	55.00	92.50	70.00	60.00	60.00	45.00	40.00	45.00
SWEETMELON (GARMA)	KG	0.00	0.00	0.00	0.00	0.00	0.00	0.00	0.00	0.00	0.00
PULSE MASOOR (WHOLE)	KG.	115.00	110.00	130.00	90.00	140.00	110.00	120.00	120.00	100.00	135.00
PULSE MASOOR (WASHED)	KG.	115.00	120.00	135.00	100.00	134.00	120.00	125.00	125.00	110.00	140.00
PULSE MOONG (WASHED)	KG.	140.00	140.00	145.00	120.00	155.00	135.00	135.00	160.00	140.00	162.50
PULSE MASH (WASHED)	KG.	132.50	120.00	150.00	120.00	150.00	150.00	152.50	160.00	135.00	145.00
PULSE GRAM	KG.	75.00	70.00	75.00	70.00	105.00	100.00	95.00	121.25	100.00	90.00
GRAM WHOLE BLACK AV.QLTY.	KG.	77.50	55.00	47.00	60.00	100.00	120.00	120.00	120.00	150.00	110.00
GRAM WHOLE YELLOW AV.QLTY	KG.	105.00	95.00	110.00	107.50	145.00	160.00	160.00	150.00	180.00	160.00
BEANS (LAL LOBIA)	KG.	145.00	136.25	130.00	125.00	130.00	90.00	90.00	140.00	140.00	125.00
POTATOES	KG	60.00	60.00	55.00	60.00	50.00	43.00	45.00	50.00	55.00	55.00
ONION	KG	40.00	27.50	37.50	40.00	30.00	42.50	40.00	30.00	35.00	27.50
TURNIP	KG	0.00	0.00	0.00	0.00	0.00	0.00	0.00	0.00	0.00	0.00
RADISH	KG	0.00	0.00	0.00	0.00	0.00	0.00	0.00	0.00	0.00	0.00
TOMATOES	KG	60.00	50.00	45.00	40.00	40.00	45.00	40.00	60.00	37.00	25.00
CABBAGE	KG	20.00	40.00	25.00	30.00	38.00	45.00	50.00	40.00	30.00	35.00
CAULIFLOWER	KG	20.00	40.00	30.00	30.00	38.00	55.00	55.00	40.00	30.00	20.00
BRINJAL	KG	0.00	0.00	0.00	0.00	0.00	0.00	0.00	0.00	0.00	0.00
PUMPKIN	KG	0.00	0.00	0.00	0.00	0.00	0.00	0.00	0.00	0.00	0.00
BOTTLEGOURD	KG	40.00	50.00	50.00	50.00	37.50	50.00	50.00	150.00	25.00	60.00
LADY FINGER	KG	0.00	0.00	0.00	0.00	0.00	0.00	0.00	0.00	0.00	0.00
PEAS	KG	45.00	80.00	60.00	75.00	67.50	95.00	90.00	60.00	70.00	80.00
SPINACH	KG	0.00	0.00	0.00	0.00	0.00	0.00	0.00	0.00	0.00	0.00
TINDA	KG	30.00	20.00	20.00	20.00	57.50	65.00	60.00	30.00	50.00	50.00
TURAI	KG	0.00	0.00	0.00	0.00	0.00	0.00	0.00	0.00	0.00	0.00
KARAILA	KG	0.00	0.00	0.00	0.00	0.00	0.00	0.00	0.00	0.00	0.00
ARVI	KG	0.00	0.00	0.00	0.00	0.00	0.00	0.00	0.00	0.00	0.00
CHILLIES GREEN	KG	55.00	130.00	80.00	100.00	27.50	185.00	175.00	150.00	65.00	80.00
CARROT	KG	45.00	25.00	30.00	40.00	37.50	45.00	60.00	40.00	40.00	12.50
COCUMBER (KHEERA)	KG	30.00	20.00	27.50	20.00	27.50	80.00	85.00	40.00	45.00	25.00
LEMON	250GM	22.50	27.50	25.00	30.00	47.50	65.00	60.00	40.00	80.00	50.00
SUGAR REFINED	KG.	56.00	52.00	52.00	60.00	52.00	70.00	70.00	55.00	52.00	51.00
GUR AV.QLTY	KG.	100.00	85.00	75.00	78.75	95.00	95.00	90.00	75.00	85.00	60.00
HONEY LANGANESE 500 GM.	BOTTLE	750.00	350.00	550.00	500.00	690.00	625.00	700.00	600.00	500.00	500.00
MILO 200 GM.	BOTTLE	167.00	145.00	190.00	182.00	160.00	150.00	150.00	200.00	200.00	160.00
CUSTARD POWDER RAFHAN 300 GM.	PKT	75.00	80.00	70.00	70.00	70.00	80.00	80.00	80.00	70.00	62.50
TOFFEE (HILAL)	EACH	1.00	1.00	1.00	1.00	1.00	2.00	2.00	1.00	1.00	1.00
CHOWKELATE CANDY (SMALL SIZE)	EACH	5.00	5.00	5.00	5.00	5.00	5.00	5.00	5.00	5.00	5.00
SWEETMEAT (MIXED)	KG	215.00	170.00	240.00	240.00	250.00	350.00	350.00	250.00	300.00	285.00
ICE CREAM WALLS	CUP.	40.00	40.00	40.00	40.00	40.00	40.00	40.00	40.00	40.00	40.00
ICE	KG	10.00	10.00	4.00	10.00	7.00	10.00	15.00	15.00	17.50	12.50
JAM AHMED/MITCHELLES	BOTTLE	130.00	110.00	130.00	120.00	135.00	115.00	115.00	140.00	120.00	125.00
SQUASH-MITCHELLES	BOTTLE	150.00	140.00	150.00	150.00	135.00	142.50	150.00	150.00	160.00	160.00
ROOH AFZA	BOTTLE	140.00	130.00	130.00	145.00	145.00	150.00	155.00	140.00	145.00	150.00
JAM-E-SHIREEN	BOTTLE	145.00	130.00	145.00	145.00	145.00	150.00	150.00	145.00	150.00	150.00
SAUNF	50 GM	20.00	15.00	12.00	10.00	13.50	12.00	12.00	15.00	30.00	15.00
CINAMON LOOSE AV. QLTY	50 GM.	27.50	30.00	20.00	15.00	22.50	30.00	30.00	25.00	30.00	22.50
CUMINSEED WHITE NATIONAL	50 GM.	50.00	50.00	50.00	50.00	50.00	50.00	50.00	50.00	50.00	50.00
PEPPER BLACK NATIONAL	50 GM.	96.00	80.00	75.00	75.00	80.00	75.00	80.00	96.00	80.00	96.00
CLOVES LOOSE AV.QLTY	50 GM.	125.00	110.00	60.00	85.00	62.50	50.00	50.00	60.00	80.00	100.00
CARDAMOM LARGE LOOSE AV.QLTY	50 GM.	126.25	90.00	90.00	85.00	145.00	60.00	70.00	120.00	160.00	105.00
CARDAMOM SMALL AV.QLTY	50 GM.	110.00	120.00	75.00	85.00	180.00	150.00	150.00	123.75	180.00	95.00
SALT-POWDERED (LAHORI) LOOSE	KG.	10.00	7.00	5.00	15.00	10.00	10.00	10.00	12.00	10.00	10.00

Contd.

7.11 Intercity Consumer Prices April, 2014

Description	Unit	Abbott- abad	Bannu	D.I. Khan	Mingora	Quetta	Turbat	Gawa- dar	Loralai	Khuz- dar	D.M. Jamali
SALT POWDERED (NATIONAL/SHAN)	PKT	25.00	20.00	20.00	20.00	20.00	20.00	20.00	20.00	25.00	25.00
CHILLIES POWD.NATIONAL 200GM	PKT	120.00	120.00	105.00	120.00	105.00	105.00	105.00	105.00	105.00	105.00
CHILLIES POWDER LOOS	KG.	280.00	215.00	175.00	200.00	290.00	300.00	350.00	305.00	200.00	255.00
CORRIANDER SEED POWD.NATIONAL	PKT	78.00	78.00	78.00	78.00	78.00	78.00	78.00	78.00	78.00	87.00
CORRIANDER SEED (LOOSE)	KG.	160.00	145.00	200.00	200.00	135.00	140.00	300.00	160.00	300.00	160.00
TURMERIC POWD.NATIONAL 50GM	PKT.	35.00	35.00	35.00	35.00	35.00	35.00	35.00	35.00	35.00	35.00
CURRY POWD. NATIONAL 200 GM	PKT.	87.00	86.00	86.00	86.00	87.00	86.00	86.00	86.00	86.00	86.00
TOMATO KETCHUP AHMED/MITCHL	BOTTLE	80.00	70.00	85.00	105.00	80.00	75.00	75.00	75.00	90.00	72.50
PICKLES AHMED/MITCHELLES	BOTTLE	100.00	100.00	90.00	102.50	90.00	100.00	100.00	95.00	110.00	92.50
VINEGAR SYNTHETIC (SIRKA)	BOTTLE	72.50	40.00	50.00	85.00	75.00	50.00	60.00	80.00	50.00	75.00
GARLIC	KG	120.00	150.00	130.00	115.00	150.00	195.00	180.00	110.00	124.00	130.00
GINGER	KG	250.00	280.00	120.00	280.00	150.00	175.00	200.00	200.00	180.00	200.00
TAPAL DANEDAR TEA 200GM PACKET	PKT	131.58	131.58	131.58	131.58	131.58	131.58	131.58	131.58	131.58	131.58
TEA LIPTON YELLOW LABEL 200GM.	PKT.	147.37	147.37	147.37	147.37	147.37	147.37	147.37	147.37	147.37	147.37
TEA LOOSE KENYA AV.QLTY 250GM.	PKT.	150.00	110.00	120.00	127.50	112.50	150.00	150.00	120.00	140.00	170.00
COFFEE-NESCAFE 75 GM. **	BOTTLE	320.00	280.00	280.00	330.00	300.00	270.00	265.00	300.00	270.00	275.00
COLD DRINK (STANDARD SIZ)	BOTTLE	21.00	25.00	20.00	20.00	20.00	25.00	25.00	20.00	20.00	24.00
FRUIT JUICE TETRA PACK	PKT.	16.50	17.50	15.00	15.00	15.00	20.00	20.00	15.00	15.00	15.00
MINERAL WATER NESTLE 1.5 LTR	BOTTLE	45.00	45.00	42.50	40.00	45.00	45.00	50.00	45.00	45.00	50.00
CIGARETTES K-2 10'S **	PKT	36.00	40.00	40.00	40.00	40.00	36.00	36.00	40.00	40.00	38.00
CIGARETTES CAPSTAN 10'S **	PKT	40.00	40.00	40.00	40.00	40.00	45.00	45.00	40.00	40.00	40.00
CIGARETTES GOLD LEAF 20'S	PKT	90.00	90.00	90.00	90.00	90.00	100.00	100.00	90.00	90.00	92.50
CIGARETTES MORVEN GOLD 20'S	PKT	40.00	40.00	40.00	40.00	38.00	40.00	40.00	40.00	40.00	40.00
BETEL LEAVES	50GM.	60.00	72.50	50.00	60.00	35.00	40.00	40.00	35.00	50.00	55.00
BETEL NUTS	KG.	270.00	290.00	280.00	400.00	235.00	240.00	240.00	240.00	350.00	200.00
LONG CLOTH 57" GUL AHMED/AL-KARAM	METER	192.50	150.00	210.00	185.00	160.00	180.00	180.00	146.25	190.00	225.00
SHIRTING AV.QLTY.	METER	147.50	135.00	125.00	175.00	150.00	145.00	150.00	135.00	160.00	155.00
PANT CLOTH W & WEAR AV.QLTY	METER	375.00	555.00	265.00	650.00	300.00	270.00	300.00	370.00	180.00	200.00
LAWN PRINTED GUL AHMED/AL-KARAM	METER	300.00	172.50	250.00	177.50	170.00	150.00	150.00	130.00	165.00	180.00
GEORGETTE AV.QLTY	METER	80.00	92.50	90.00	105.00	100.00	80.00	80.00	135.00	95.00	70.00
LINEN AV.QLTY ***	METER	125.00	136.25	80.00	115.00	85.00	70.00	75.00	130.00	140.00	100.00
HEAVY WT SUITING LAWERNCPUR AVG QLTY	METER	1100.00	830.00	700.00	1475.00	1100.00	1100.00	1100.00	1000.00	1100.00	900.00
HEAVY WT SUITING LAWERNCPUR SUP QLTY	METER	1550.00	900.00	1150.00	1550.00	1300.00	1300.00	1300.00	1500.00	1300.00	1300.00
TROPICAL SUITING LAW.PUR	METER	900.00	655.00	700.00	1250.00	950.00	950.00	950.00	1000.00	950.00	950.00
PANT BOY 24"/26" LENGTH.	EACH	625.00	675.00	400.00	375.00	375.00	300.00	360.00	500.00	700.00	325.00
SHIRT BOY 24"/26" LENGTH	EACH	625.00	300.00	225.00	325.00	275.00	300.00	330.00	300.00	700.00	325.00
SCHOOL UNI. PANT,SHIRT BOYS	SUIT	610.00	587.50	475.00	625.00	475.00	750.00	700.00	550.00	700.00	485.00
SCHOOL UNI. KAMEEZ,SHAL.BOYS	SUIT	800.00	580.00	450.00	490.00	450.00	700.00	675.00	462.50	450.00	325.00
SCHOOL UNI. KAMEEZ,SHAL.GIRL	SUIT	670.00	588.75	500.00	575.00	462.50	750.00	800.00	470.00	600.00	450.00
FROCK W/WEAR GIRLS	EACH	1050.00	700.00	650.00	550.00	450.00	200.00	225.00	475.00	600.00	350.00
AWAMI-SUIT W & W(BOY) 24"/26	SUIT	1050.00	725.00	600.00	615.00	475.00	850.00	800.00	500.00	500.00	550.00
AWAMI-SUIT W&W (GENTS)AV.QLTY	SUIT	1800.00	1575.00	925.00	1175.00	675.00	850.00	850.00	700.00	700.00	1100.00
PULLOVER GENTS OXFORD/BON.	EACH	2895.00	2600.00	2400.00	2950.00	3250.00	2000.00	2000.00	2800.00	2000.00	1400.00
PULLOVER LADIES OXFORD/BON.	EACH	2895.00	2600.00	2400.00	2837.50	3350.00	2150.00	2175.00	3000.00	2750.00	1450.00
PULLOVER (GENTS) OTHERS A.QTY	EACH	1955.00	1125.00	825.00	1862.50	725.00	500.00	500.00	1100.00	675.00	1300.00
SECOND-HAND COAT FOR MEN	EACH	525.00	200.00	200.00	662.50	300.00	250.00	250.00	343.75	280.00	225.00
SECONDHAND SWEETER FOR MEN DUP QLTY	EACH	375.00	175.00	150.00	450.00	350.00	200.00	200.00	350.00	220.00	150.00
SECONDHAND WINTER JACKET	EACH	500.00	175.00	200.00	937.50	325.00	275.00	275.00	275.00	210.00	275.00
UNDERWEAR AV.QLTY MEDIUM SIZE	EACH	150.00	77.50	70.00	110.00	65.00	85.00	85.00	70.00	165.00	65.00
VEST FOR MEN AV.QLTY.	EACH	150.00	77.50	70.00	88.75	75.00	115.00	105.00	86.25	145.00	110.00
VEST/SHAMEEZ (WOMEN) AVG. QLTY	EACH	200.00	125.00	100.00	65.00	105.00	160.00	170.00	105.00	275.00	85.00
SOCKS NYLON (PAKISTANI)	PAIR	75.00	60.00	50.00	53.75	67.50	120.00	120.00	75.00	70.00	55.00
BRASSIER AV.QLTY.	EACH	82.50	137.50	85.00	105.00	100.00	120.00	120.00	107.50	200.00	130.00
BRASSIER SUP QLTY	EACH	185.00	207.50	110.00	147.50	250.00	190.00	200.00	300.00	250.00	212.50

Contd.

7.11 Intercity Consumer Prices April, 2014

Description	Unit	Abbott- abad	Bannu	D.I. Khan	Mingora	Quetta	Turbat	Gawa- dar	Loralai	Khuz- dar	D.M. Jamali
DOPATTA GEORGETTE AV.QLTY.	EACH	387.50	235.00	250.00	330.00	210.00	280.00	300.00	185.00	250.00	190.00
DOPATTA COTTON AV GLTY	EACH	250.00	257.50	210.00	250.00	125.00	150.00	180.00	112.50	225.00	140.00
CHADDAR (W/WEAR) (2x2.5 MTR)	EACH	475.00	450.00	337.50	775.00	230.00	280.00	300.00	250.00	300.00	525.00
LUNGI/DHOTI(COTTON) AVG. QLTY	EACH	350.00	300.00	230.00	210.00	190.00	200.00	245.00	450.00	275.00	200.00
HANDKERCHIEF AVG. QLTY PAK	EACH	30.00	17.50	30.00	25.00	30.00	45.00	45.00	32.50	50.00	45.00
HANDKERCHIEF SUP. QLTY PAK	EACH	42.50	32.50	41.25	35.00	50.00	60.00	65.00	45.00	60.00	65.00
GLOVES AV QLTY	PAIR	80.00	52.50	60.00	55.00	55.00	80.00	85.00	60.00	175.00	45.00
AZARBAND COTTON AVG. QLTY	EACH	11.00	15.00	11.00	10.00	12.50	20.00	20.00	13.50	15.00	22.50
SEWING THREAD/REEL(ASLI PARI)	EACH	6.00	5.00	5.00	5.00	4.00	7.00	7.00	4.50	5.00	5.50
WASHING CHARGES PAINT & SHIRT	SUIT	50.00	70.00	75.00	100.00	65.00	35.00	50.00	55.00	170.00	55.00
DRY CLEANING SUIT COAT PANT	SUIT	350.00	250.00	180.00	450.00	150.00	160.00	200.00	150.00	175.00	155.00
WASHING CH. (KAMIZ-SHALWAR)	PAIR	45.00	60.00	35.00	60.00	40.00	40.00	40.00	45.00	55.00	55.00
TAILORING SHIRT	EACH	300.00	275.00	265.00	450.00	265.00	250.00	250.00	300.00	250.00	225.00
TAILORING CHARGES PANT (MEN)	EACH	550.00	900.00	550.00	925.00	425.00	375.00	375.00	375.00	375.00	450.00
TAILORING COAT-PANT SUIT	SUIT	4000.00	2750.00	2500.00	4400.00	3250.00	3250.00	3250.00	3500.00	3250.00	3500.00
TAILORING AWAMI-SUIT (MALE)	SUIT	450.00	425.00	375.00	550.00	475.00	500.00	500.00	500.00	375.00	425.00
TAILORING SUIT FEMALE	SUIT	287.50	312.50	350.00	550.00	475.00	400.00	400.00	500.00	375.00	275.00
GENTS SHOES PAUL BATA	PAIR	1199.00	1199.00	1199.00	1199.00	1199.00	1199.00	1199.00	1199.00	1199.00	1199.00
GENTS SANDAL BATA	PAIR	699.00	699.00	699.00	699.00	699.00	699.00	699.00	699.00	699.00	699.00
GENTS SPOUNG CHAPPAL BATA	PAIR	179.00	179.00	179.00	179.00	179.00	179.00	179.00	179.00	179.00	179.00
LADIES SANDAL BATA	PAIR	499.00	499.00	499.00	499.00	499.00	499.00	499.00	499.00	499.00	499.00
LADIES SPOUNG CHAPPAL BATA	PAIR	179.00	179.00	179.00	179.00	179.00	179.00	179.00	179.00	179.00	179.00
CHILD SHOE POWER LITE BATA	PAIR	599.00	599.00	599.00	599.00	599.00	599.00	599.00	599.00	599.00	599.00
GENTS SHOE, ART 1109 SERVICE	PAIR	999.00	999.00	999.00	999.00	999.00	999.00	999.00	999.00	999.00	999.00
NYLON JOGGER 27 SIZE 2-5 ***	PAIR	1299.00	1299.00	1299.00	1299.00	1299.00	1299.00	1299.00	1299.00	1299.00	1299.00
CHINA FOOT WEAR AV. QLTY (MALE) *	PAIR	825.00	850.00	675.00	1325.00	475.00	700.00	650.00	500.00	200.00	550.00
CHINA FOOT WEAR AV. QLTY (FEMALE) *	PAIR	537.50	700.00	450.00	500.00	300.00	500.00	550.00	350.00	200.00	425.00
CHINA FOOT WEAR AV. QLTY (CHILDREN) *	PAIR	437.50	450.00	325.00	475.00	285.00	450.00	500.00	300.00	190.00	275.00
SHOE REPAIR HALF SOLE	PAIR	90.00	80.00	95.00	150.00	90.00	85.00	95.00	55.00	80.00	85.00
SHOES POLISH CHARGES AVERAGE SHOP	PAIR	17.50	15.00	10.00	20.00	20.00	30.00	30.00	17.50	20.00	12.50
HOUSE RENT (combined)	MONTH	8300.00	3290.00	4367.00	3208.00	9370.00	3529.00	5333.00	3645.00	1997.00	3226.00
rent 2	pm	8300.00	3290.00	4367.00	3208.00	9370.00	3529.00	5333.00	3645.00	1997.00	3226.00
RENT3	PM	8300.00	3290.00	4367.00	3208.00	9370.00	3529.00	5333.00	3645.00	1997.00	3226.00
RENT4	PM	8300.00	3290.00	4367.00	3208.00	9370.00	3529.00	5333.00	3645.00	1997.00	3226.00
RENT5	PM	8300.00	3290.00	4367.00	3208.00	9370.00	3529.00	5333.00	3645.00	1997.00	3226.00
RENT6	PM	8300.00	3290.00	4367.00	3208.00	9370.00	3529.00	5333.00	3645.00	1997.00	3226.00
SYNTHETIC ENEMAL ROBIALAC BALTI 3.64 LTR.	EACH	1900.00	1775.00	1735.00	1887.50	1615.00	1600.00	1550.00	1600.00	1800.00	1700.00
SYNTHETIC ENEMAL ICI BALTI 3.64 LTR.	EACH	1900.00	1825.00	1855.00	1887.50	1875.00	1700.00	1700.00	1650.00	1800.00	1450.00
CEMENT (LOCAL) SPECIFY BRAND NAME	BAG	507.50	500.00	500.00	510.00	550.00	530.00	530.00	470.00	530.00	510.00
BRICKS (NEW) 1ST CLASS	P/1000	7750.00	6000.00	6200.00	9100.00	6250.00	0.00	0.00	6500.00	5000.00	6500.00
CEMENT BLOCKS (6"x8"x12")	P/100	0.00	0.00	0.00	2825.00	0.00	1900.00	2000.00	0.00	1700.00	0.00
BAJREE	100CFT	3200.00	1700.00	3000.00	2450.00	4250.00	3400.00	3900.00	2775.00	4800.00	2300.00
SAND (BLACK PIT SAND)	K100CFT	2600.00	1300.00	1500.00	2550.00	3250.00	2500.00	3000.00	2300.00	0.00	2250.00
TIMBER SHESHAM LOG IST QUALITY	cubmt.	0.00	35000.00	32000.00	0.00	43200.00	0.00	0.00	0.00	0.00	0.00
IRON BAR (M.S. BAR) 1/2"	P/TON	74000.00	72500.00	74500.00	76075.00	75000.00	76000.00	75500.00	74500.00	84000.00	73000.00
CARPANTER WAGE RATE	P/DAY	716.67	700.00	800.00	950.00	900.00	1000.00	1000.00	750.00	900.00	550.00
MASON (RAJ) WAGE RATE	P/DAY	716.67	1000.00	800.00	1000.00	1100.00	1200.00	1350.00	800.00	900.00	700.00
UNSKILLED LABOUR WAGE RATE	P/DAY	400.00	400.00	400.00	475.00	550.00	600.00	650.00	550.00	350.00	375.00
PLUMBER WAGE RSTE	P/DAY	0.00	700.00	800.00	900.00	800.00	1000.00	1000.00	850.00	900.00	650.00
ELECTICIAN WAGE RATE PER DAY **	P/DAY	0.00	575.00	800.00	0.00	750.00	1000.00	1050.00	700.00	0.00	550.00
ELECTICIAN WAGE RATE PER POINT **	P/PNT	122.50	87.00	70.00	155.00	150.00	100.00	100.00	115.00	100.00	100.00
WATER CHARGES PER HOUSE	P/MONTH	175.00	200.00	100.00	130.00	125.00	150.00	250.00	0.00	190.00	300.00
ELECT.CHARGES UPTO 50 UNITS	P/UNIT	2.00	2.00	2.00	2.00	2.00	2.00	2.00	2.00	2.00	2.00
ELECT.CHARGES 01 - 100 UNIT	P/UNIT	5.79	5.79	5.79	5.79	5.79	5.79	5.79	5.79	5.79	5.79

Contd.

7.11 Intercity Consumer Prices April, 2014

Description	Unit	Abbott- abad	Bannu	D.I. Khan	Mingora	Quetta	Turbat	Gawa- dar	Loralai	Khuz- dar	D.M. Jamali
ELECT.CHARGES 101 - 300 UNIT	P/UNIT	9.70	9.70	9.70	9.70	9.70	9.70	9.70	9.70	9.70	9.70
ELECT.CHARGES 301 - 1000 UNIT	P/UNIT	15.27	15.27	15.27	15.27	15.27	15.27	15.27	15.27	15.27	15.27
ELECT.CHARGES ABOVE 1000 UNIT	P/UNIT	17.41	17.41	17.41	17.41	17.41	17.41	17.41	17.41	17.41	17.41
ELEC	PM	10.03	10.03	10.03	10.03	10.03	10.03	10.03	10.03	10.03	10.03
GAS CHRGR upto 3.3719 MMBUT	MMBTU	124.18	124.18	0.00	124.18	124.18	0.00	0.00	0.00	0.00	124.18
GAS CHRGR 3.3719 - 6.7438 MMBUT	MMBTU	248.37	248.37	0.00	248.37	248.37	0.00	0.00	0.00	0.00	248.37
GAS CHRGR 6.7438 - 10.1157 MMBUT	MMBTU	248.37	248.37	0.00	248.37	248.37	0.00	0.00	0.00	0.00	248.37
GAS CHRGR10.1157 - 13.4876 MMBUT	MMBTU	620.91	620.91	0.00	620.91	620.91	0.00	0.00	0.00	0.00	620.91
GAS	PM	620.91	620.91	0.00	620.91	620.91	0.00	0.00	0.00	0.00	620.91
GAS	PM	372.55	372.55	0.00	372.55	372.55	0.00	0.00	0.00	0.00	372.55
KEROSENE OIL	LTR	124.00	128.00	113.00	120.00	111.00	115.00	120.00	115.00	122.00	117.50
FIREWOOD WHOLE	40 KG.	387.50	480.00	350.00	475.00	575.00	360.00	400.00	400.00	400.00	350.00
CHAIR SHESHAM WOOD WITH ARMS **	EACH	1600.00	1025.00	2250.00	1450.00	1150.00	1800.00	1950.00	875.00	1250.00	1550.00
CHAIR PLASTIC (CHAIRMAN) AVERAGE QUALITY	EACH	915.00	637.50	700.00	500.00	550.00	675.00	700.00	587.50	1000.00	600.00
TABLE SHESHAM WOOD (4X2X5") ***	EACH	6000.00	5500.00	4000.00	5000.00	5500.00	3500.00	3500.00	4500.00	4500.00	6000.00
SOFASET WOODEN WITH FOAM SEAT **	SET	16500.00	14500.00	16500.00	16250.00	28000.00	9000.00	8500.00	10000.00	12000.00	12000.00
COT IRON (WITH NIWAR)AV.QLTY.	EACH	2150.00	1675.00	1750.00	1712.50	2600.00	2350.00	2400.00	1600.00	2000.00	2300.00
ALMIRAH (STEEL) 6'X3' 20 GUAGE	EACH	14000.00	8625.00	9200.00	8750.00	9000.00	10000.00	9750.00	6750.00	11000.00	13000.00
DINNING TABLE 6 CHAIRS A.QLTY	SET	16000.00	11500.00	14000.00	18625.00	13000.00	22000.00	19000.00	11000.00	10500.00	15500.00
SINGLE BED WITHOUT FOAM MED.	EACH	3750.00	3500.00	5000.00	4500.00	6500.00	3600.00	3600.00	4500.00	8000.00	5750.00
MATRRESS SINGLE(4"THICK)	EACH	4600.00	4200.00	3350.00	3800.00	3750.00	3000.00	3000.00	3200.00	4000.00	5000.00
FARSHI DARI 12'X9' AV.QLTY	EACH	1400.00	1300.00	975.00	1450.00	1000.00	500.00	500.00	1000.00	2300.00	1150.00
DARI COTTON (6'x2 1/2') AV.QL	EACH	300.00	400.00	325.00	1175.00	475.00	383.33	300.00	500.00	1350.00	425.00
CARPET PLAIN AV. QLTY	SQFT.	47.50	42.50	35.00	45.00	61.25	48.67	50.00	35.00	35.00	37.50
QUILT (LHAF) 3 KG. COTTON	EACH	850.00	900.00	600.00	650.00	700.00	550.00	500.00	600.00	800.00	575.00
BLANKET (90" x 54")	EACH	3000.00	2700.00	2650.00	4650.00	2000.00	2450.00	2500.00	2000.00	2600.00	3100.00
BEDSHEET SINGLE BED SUP.QLTY	EACH	550.00	405.00	425.00	650.00	575.00	350.00	350.00	500.00	850.00	550.00
BED SHEET DOUBLE WITH TWO PILLOW COVERS SUP QLTY	SET	2100.00	1100.00	1075.00	1250.00	575.00	430.00	435.00	550.00	1000.00	800.00
TOWEL(3'x2') AV. QALTY	EACH	475.00	250.00	245.00	250.00	150.00	200.00	200.00	206.25	275.00	120.00
CEILING FAN 48" SUPER QLTY **	EACH	2895.00	3500.00	2850.00	2325.00	2650.00	3700.00	3600.00	2400.00	2850.00	3150.00
PEDESTAL FAN 22" SUPER QLTY	EACH	4390.00	4000.00	4000.00	3525.00	3600.00	3500.00	3500.00	3500.00	3400.00	4100.00
REFG. DAWLENCE 10 CFT. D.DOOR	EACH	30400.00	28000.00	33500.00	26125.00	26000.00	32000.00	33000.00	24500.00	38000.00	32000.00
D-FREEZER WAVES 8 CFT.	EACH	28900.00	27500.00	31000.00	30000.00	25000.00	29000.00	30000.00	23500.00	34000.00	25500.00
AIRCONDITIONER 1.5 TON PEL	EACH	40000.00	45000.00	44000.00	44000.00	39500.00	43500.00	43300.00	40000.00	46000.00	44500.00
SPLIT AIR CONDITIONER 1.5 TON (SPECIFY BRAND NAME)	EACH	44000.00	43500.00	43000.00	44000.00	40000.00	45000.00	44500.00	36000.00	40000.00	46000.00
AIRCOOLER SUPER ASIA	EACH	10500.00	9500.00	14000.00	9500.00	11500.00	9500.00	9500.00	10500.00	10500.00	10000.00
WASHING MACHINE SINGER	EACH	15375.00	14700.00	14700.00	14700.00	15000.00	14700.00	14700.00	15000.00	14700.00	14700.00
SEWING MACHINE(SINGER)	EACH	5755.00	5210.00	5210.00	5700.00	5210.00	5210.00	5210.00	5300.00	5210.00	5210.00
GIZER LARGE SIZE 30 GALLON CAPACITY SUP QLTY	EACH	19650.00	15200.00	15800.00	14750.00	12500.00	10000.00	10000.00	12000.00	17000.00	14750.00
GAS BURNER DOUBLE SPFY.BRAND	EACH	1725.00	2500.00	1800.00	1500.00	1250.00	1200.00	1200.00	1700.00	2000.00	1300.00
ELECT. IRON PHILIPS MDL.1120	EACH	1650.00	1500.00	1000.00	1500.00	1150.00	1100.00	1200.00	1200.00	1200.00	1450.00
ELECTRIC JUICER FOR APPLE	EACH	4000.00	4500.00	3625.00	3375.00	3800.00	3600.00	3600.00	3500.00	2500.00	3800.00
S.STEEL DEGHCHI MEDIUM SIZE ***	EACH	450.00	530.00	500.00	575.00	500.00	600.00	600.00	500.00	600.00	575.00
ALUMINIUM COOKING PAN (DEGCHI) MED SIZE	EACH	350.00	545.00	425.00	725.00	425.00	540.00	500.00	400.00	600.00	425.00
NON STICK COOKING PAN (DEGCHI) SUP. QLTY	EACH	600.00	562.50	525.00	675.00	350.00	600.00	600.00	345.00	400.00	450.00
FRYING PAN STEEL AVG. QLTY MED. SIZE	EACH	325.00	450.00	352.50	275.00	260.00	200.00	200.00	200.00	400.00	300.00
TAWA IORN (MEDIUM SIZE) AVG. QLTY	EACH	325.00	550.00	355.00	325.00	200.00	245.00	250.00	200.00	400.00	300.00
S.STEEL PLATE A.QLTY.(M.SIZE)	EACH	75.00	65.00	55.00	65.00	85.00	80.00	80.00	82.50	100.00	65.00
TABLE SPOON S.STEEL SUP.QLTY.	DOZEN	300.00	470.00	265.00	550.00	325.00	220.00	250.00	300.00	300.00	420.00
WATER SET JUG+6 GLASSES (OMROC)	SET	450.00	450.00	500.00	437.50	340.00	370.00	400.00	750.00	900.00	400.00
TEA SET PAK. CHINAWARE 21 PCS.	SET	1900.00	1225.00	1550.00	2125.00	1100.00	900.00	900.00	2500.00	1200.00	1950.00
DINNER SET PLASTIC 72 PIECES SUPERIOR QLTY	SET	5250.00	3625.00	3250.00	3625.00	4750.00	2200.00	2050.00	3000.00	1975.00	4200.00
HOTPOT SET PLASTIC 3 PCS.	SET	1500.00	1437.50	1025.00	1775.00	1050.00	800.00	800.00	1150.00	1300.00	1900.00
BUCKET(BALTI) PLASTIC MED.SIZ	EACH	375.00	392.50	290.00	275.00	285.00	370.00	365.00	272.50	300.00	275.00

Contd.

7.11 Intercity Consumer Prices April, 2014

Description	Unit	Abbott- abad	Bannu	D.I. Khan	Mingora	Quetta	Turbat	Gawa- dar	Loralai	Khuz- dar	D.M. Jamali
LOTA PLASTIC (MED SIZE) AVERAGE QUALITY	EACH	47.50	27.50	35.00	55.00	32.50	60.00	60.00	35.00	50.00	60.00
PRESURE COOKER 4 LTR.	EACH	875.00	1400.00	1100.00	1125.00	1100.00	850.00	900.00	1400.00	1200.00	1225.00
WATER COOLER 9/10 LTR.PLASTIC ***	EACH	575.00	450.00	600.00	500.00	500.00	435.00	400.00	550.00	500.00	850.00
THERMOS STARVAC 1 LTR	EACH	450.00	450.00	500.00	650.00	375.00	490.00	510.00	425.00	500.00	350.00
BULB PHILIPS 100-WATTS	EACH	30.00	30.00	25.00	25.00	30.00	30.00	30.00	25.00	30.00	25.00
TUBE LIGHT PHILIPS 40 WATTS	EACH	110.00	95.00	95.00	120.00	100.00	125.00	120.00	110.00	100.00	95.00
ELECTRIC BLUBS "0" WATTE LOCAL	EACH	20.00	20.00	20.00	25.00	20.00	20.00	20.00	20.00	20.00	20.00
ELECTRIC BLUB ENERGY SAVER 14 WATTS	EACH	160.00	160.00	150.00	175.00	180.00	140.00	130.00	140.00	150.00	180.00
WASHING SOAP 250 GMS SPECIFY BRAND NAME	EACH	40.00	35.00	30.00	33.75	30.00	20.00	25.00	29.50	30.00	25.00
SURF EXCEL 400 GMS POLY BAG	EACH	125.00	125.00	125.00	125.00	125.00	125.00	125.00	125.00	125.00	125.00
WASHING POWDER 1000 GRM	EACH	180.00	175.00	175.00	175.00	175.00	175.00	175.00	175.00	175.00	180.00
WASHING POWDER (WHEEL/ BONUS) 100 GRAMS	EACH	85.00	95.00	85.00	85.00	85.00	85.00	85.00	90.00	85.00	90.00
CLEANSER POWDER VIM 1000 GM	PKT.	72.22	72.22	72.22	66.67	66.67	72.22	72.22	66.67	66.67	66.67
FINIS 500 ML	BOTTLE	172.50	120.00	110.00	110.00	187.50	110.00	110.00	123.75	170.00	165.00
PHNYLE TYPHONE/FINIS/CARRANITE 3 LITRES	BOTTLE	125.00	115.00	130.00	120.00	120.00	125.00	120.00	130.00	150.00	115.00
HARPIC	BOTTLE	125.00	125.00	125.00	125.00	130.00	125.00	125.00	125.00	125.00	125.00
BOOT POLISH CHERRY/KIWI 50ML	EACH	88.89	80.00	100.00	80.00	80.00	80.00	80.00	80.00	80.00	100.00
ROBIN BLUE (35 GRAMS)	PKT.	25.00	30.00	28.00	30.00	35.00	25.00	30.00	30.00	25.00	25.00
TISSU PAPER PERFUMED 100 PCS.	PKT	105.00	80.00	90.00	90.00	100.00	80.00	80.00	118.75	105.00	90.00
TOILET PAPER ROLL (R.PETEL)	P/ROLL	35.00	35.00	35.00	27.50	35.00	30.00	30.00	30.00	40.00	35.00
BOOT POLISH LIQUID CHEERY BLOSSOM KIWI 75 ML	BOTTLE	120.00	120.00	120.00	120.00	120.00	120.00	120.00	120.00	120.00	120.00
MATCH BOX SMALL	EACH	1.00	1.50	1.00	1.00	1.00	2.00	2.00	1.50	1.50	1.50
DRY CELL 1.5 VOLT(LOCAL)	EACH	20.00	21.00	20.00	20.00	15.00	15.00	15.00	17.50	22.00	20.00
HAND STITCHING NEEDLE M.SIZE	PACKET	9.00	6.00	6.00	5.00	5.00	8.00	8.00	6.00	10.00	5.00
SEWING MACHINE NEEDLE (SINGER)	EACH	7.50	5.00	5.00	5.00	5.00	6.00	6.00	5.00	6.00	5.00
HOUSEHOLD SERVANT FEMALE P/T	P/MNTH	2100.00	1500.00	2000.00	2750.00	1350.00	4000.00	4000.00	1500.00	3000.00	900.00
MARRIAGE HALL WITH FURNITURE	P/HEAD	105.00	80.00	70.00	60.00	80.00	50.00	50.00	50.00	50.00	50.00
SEPTRAN TABLETS	10TAB.	15.00	15.00	15.00	15.00	15.00	15.00	15.00	15.00	15.00	15.00
BRUFEN TABS 200-MG.	10TAB.	10.00	10.00	10.00	10.00	10.00	10.00	10.00	10.00	10.00	10.00
PANADOL TAB. EXTRA/PLAIN	10TAB.	10.00	10.00	10.00	10.00	10.00	10.00	10.00	10.00	10.00	10.00
DISPRIN TAB.	10TAB.	10.00	10.00	10.00	10.00	10.00	10.00	10.00	10.00	10.00	10.00
TRISIL TAB.	10 TAB	10.00	10.00	10.00	10.00	10.00	10.00	10.00	10.00	10.00	10.00
FLAGYL TAB. 200 MG.	10TAB.	10.00	10.00	10.00	10.00	10.00	10.00	10.00	10.00	10.00	10.00
VENTOLIN TAB. 2MG.	10TAB.	9.00	9.00	9.00	9.00	9.00	9.00	9.00	9.00	9.00	9.00
DAONIL TAB. 5 MG.	10TAB.	17.00	17.00	17.00	17.00	17.00	17.00	17.00	17.00	17.00	17.00
ENTOX TAB.	10TAB.	10.00	10.00	10.00	10.00	10.00	10.00	10.00	10.00	10.00	10.00
RENITEC TAB. 5 MG.	10TAB.	59.00	59.00	59.00	59.00	59.00	59.00	59.00	59.00	59.00	59.00
CAC. 1000 TAB	BOTTLE	122.00	122.00	122.00	122.00	122.00	122.00	122.00	122.00	122.00	122.00
AMOXIL CAPSOLE 250 MG.S	10CAP.	36.00	36.00	36.00	36.00	36.00	36.00	36.00	36.00	36.00	36.00
CALCIUM SYRUP SANDOZ	BOTTLE	64.00	64.00	64.00	64.00	64.00	64.00	64.00	64.00	64.00	64.00
LEDERPLEX SYRUP	BOTTLE	35.00	35.00	35.00	35.00	35.00	35.00	35.00	35.00	35.00	35.00
SANCOS SYRUP (50 ML.)	BOTTLE	30.00	30.00	30.00	30.00	30.00	30.00	30.00	30.00	30.00	30.00
PHENERGAN SYRUP 120 ML.	BOTTLE	33.00	33.00	33.00	33.00	33.00	33.00	33.00	33.00	33.00	33.00
CALPOL SYRUP 60 ML.	BOTTLE	28.00	28.00	28.00	28.00	28.00	28.00	28.00	28.00	28.00	28.00
HYDRYLLIN SYRUP 120 ML.	BOTTLE	59.00	59.00	59.00	59.00	59.00	59.00	59.00	59.00	59.00	59.00
POLYFAX EYE OINTMENT	TUBE	21.00	21.00	21.00	21.00	21.00	21.00	21.00	21.00	21.00	21.00
BETNESOL EYE DROPS	BOTTLE	33.89	33.89	33.89	33.89	33.89	33.89	33.89	33.89	33.89	33.89
EAR DROPS (CARDISPORINE) ***	BOTTLE	21.00	21.00	21.00	21.00	21.00	21.00	21.00	21.00	21.00	21.00
BETNOVATE-N OINTMENT 5 GMS	TUBE	16.00	16.00	16.00	16.00	16.00	16.00	16.00	16.00	16.00	16.00
BURNOL CREAM 30 GRM	TUBE	16.00	16.00	16.00	16.00	16.00	16.00	16.00	16.00	16.00	16.00
VICKS VAPORUB/BALM	BOTTLE	36.00	36.00	36.00	36.00	36.00	36.00	36.00	36.00	36.00	36.00
GLYCRINE SMALL BOTTLE	BOTTLE	25.00	25.00	15.00	20.00	30.00	20.00	20.00	20.00	25.00	15.00
JOUHAR JOSHANDA	PKT.	6.00	6.00	6.00	6.00	6.00	6.00	6.00	6.00	6.00	6.00
GALXOS-D (450 GRMS)	PKT.	151.88	151.88	151.88	151.88	151.88	151.88	151.88	151.88	151.88	151.88

Contd.

7.11 Intercity Consumer Prices April, 2014

Description	Unit	Abbott- abad	Bannu	D.I. Khan	Mingora	Quetta	Turbat	Gawa- dar	Loralai	Khuz- dar	D.M. Jamali
GRUPE-WATER WOODWARDS	BOTTLE	50.00	50.00	50.00	50.00	50.00	50.00	50.00	50.00	50.00	50.00
SANIPLAST ONE PUTTY	EACH	1.43	2.00	2.00	1.50	1.00	3.00	3.00	2.00	2.00	1.45
O.R.S. (NIMCOL)	PKT.	15.00	15.00	15.00	15.00	15.00	15.00	15.00	15.00	15.00	15.00
DETTOL (MEDIUM)	BOTTLE	46.80	46.80	46.80	46.80	46.80	46.80	46.80	46.80	46.80	46.80
COTTON BANDAGE 2" - 4"	EACH	10.50	10.00	5.50	6.00	8.00	15.00	15.00	13.00	12.00	10.00
THERMOMETER CHINA	EACH	47.50	40.00	45.00	35.00	35.00	50.00	50.00	35.00	50.00	40.00
DOCTOR (MBBS) CLINIC FEE	P/PAT.	150.00	125.00	200.00	200.00	200.00	250.00	300.00	200.00	200.00	90.00
URINE TEST (DR) CHARGES	P/TEST	60.00	100.00	120.00	70.00	80.00	250.00	300.00	100.00	100.00	85.00
BLOOD TEST (CP) CHARGES	P/TEST	100.00	175.00	130.00	250.00	200.00	350.00	350.00	200.00	125.00	225.00
SUGAR TEST (RANDOM/FASTING BOTH) CHARGES	P/TEST	100.00	90.00	140.00	90.00	175.00	300.00	300.00	150.00	150.00	200.00
ECG CHARGES	P/TEST	200.00	243.75	250.00	150.00	175.00	400.00	400.00	200.00	300.00	150.00
X-RAY (CHEST) CHARGES	P/X-RAY	200.00	150.00	225.00	150.00	300.00	350.00	350.00	250.00	230.00	275.00
CAR SUZUKI 800 CC (W/O. A/C)	EACH	680000.00	0.00	642000.00	0.00	0.00	0.00	0.00	0.00	0.00	0.00
CAR SUZUKI 1000 CC	EACH	1060000.00	0.00	1052000.00	0.00	1044000.00	0.00	0.00	0.00	0.00	0.00
CAR TOYOTA 1300 CC	EACH	1590000.00	0.00	1700500.00	0.00	1568000.00	0.00	0.00	0.00	0.00	0.00
CAR HONDA CIVIC	EACH	2180000.00	0.00	0.00	0.00	2035000.00	0.00	0.00	0.00	0.00	0.00
MOTORCYCLE HONDA CD-70.	EACH	68500.00	68500.00	70000.00	68000.00	69500.00	68000.00	68000.00	70000.00	0.00	69750.00
MOTORCYCLE YAMAHA 100CC.	EACH	79300.00	82000.00	79300.00	0.00	80600.00	79300.00	79300.00	81000.00	0.00	0.00
MOTOR CYCLE HERO 70 CC	EACH	46000.00	43000.00	44500.00	45000.00	50000.00	50000.00	0.00	50000.00	0.00	0.00
BICYCLE WITH TYRES & TUBES	EACH	8500.00	8050.00	6825.00	6300.00	7062.50	6000.00	5200.00	7000.00	0.00	6500.00
TYRE CAR WITH TUBE GENERAL	EACH	3350.00	4500.00	3500.00	2975.00	3250.00	4000.00	3750.00	2300.00	3000.00	3000.00
TYRE MOTOR CYCLE WITHOUT TUBE	EACH	1500.00	1325.00	1000.00	1237.50	1050.00	1250.00	1300.00	1100.00	1250.00	0.00
TYRE CYCLE SPECIFY BRAND NAME	EACH	400.00	545.00	310.00	425.00	350.00	300.00	300.00	300.00	450.00	475.00
TYRE CAR W/O TUBE	EACH	3300.00	4200.00	3600.00	2912.50	3200.00	3500.00	3300.00	2000.00	6000.00	2700.00
PETROL SUPER	LITRE	108.31	108.31	108.31	108.31	108.31	108.31	108.31	108.31	108.31	108.31
HIGH SPEED DIESEL HSD	LITRE	113.85	113.85	113.85	113.85	113.85	113.85	113.85	113.85	113.85	113.85
CNG	K.G.	0.00	0.00	0.00	74.25	74.25	0.00	0.00	0.00	0.00	74.25
GAS CYLINDER STAND. SIZE	EACH	1650.00	1550.00	1450.00	1305.00	1600.00	1230.00	1230.00	1612.50	1500.00	2450.00
MOTOR CYCLE SERVICE CHARGES	EACH	300.00	300.00	275.00	250.00	275.00	200.00	200.00	200.00	300.00	200.00
CAR SERVICE CHARGES	EACH	400.00	0.00	400.00	282.50	450.00	300.00	400.00	300.00	400.00	300.00
TYRE PUNCTURE CHARGES	EACH	75.00	62.50	50.00	55.00	45.00	80.00	85.00	30.00	75.00	65.00
CYCLE OVERHAULING CHARGES	EACH	275.00	500.00	250.00	250.00	190.00	150.00	155.00	110.00	200.00	100.00
CAR TAX FOR 800CC TO 1300CC	YEARLY	937.50	937.50	937.50	937.50	500.00	500.00	500.00	500.00	500.00	500.00
TRAIN FARE ECO. 1-100 KM.	P/KM.	0.71	0.71	0.00	0.00	0.71	0.00	0.71	0.00	0.00	0.71
TRAIN FARE ECO. 101-500 KM.	P/KM.	1.02	1.02	0.00	0.00	1.02	0.00	1.02	0.00	0.00	1.02
TRAIN FARE ECO. > 500 KM.	P/KM.	0.93	0.93	0.00	0.00	0.93	0.84	0.93	0.00	0.00	0.93
TRAIN FARE IST SLP. 1-100KM	P/KM.	2.18	2.18	0.00	0.00	2.18	0.00	2.18	0.00	0.00	2.18
TRAIN FARE IST SLP.101-500 KM	P/KM.	2.69	2.69	0.00	0.00	2.69	0.00	2.69	0.00	0.00	2.69
TRAIN FARE IST SLP. > 500 KM	P/KM.	2.07	2.07	0.00	0.00	2.07	0.00	2.07	0.00	0.00	2.07
TRAIN FARE A/C SLP. 1-100KM.	P/KM	5.99	5.99	0.00	0.00	5.99	0.00	5.99	0.00	0.00	5.99
TRAIN FARE A/C SLP.101-500KM	P/KM.	4.77	4.77	0.00	0.00	4.77	0.00	4.77	0.00	0.00	4.77
TRAIN FARE A/C SLP > 500KM.	P/KM.	4.32	4.32	0.00	0.00	4.32	0.00	4.32	0.00	0.00	4.32
PLATFORM TICKET	EACH	10.00	10.00	0.00	0.00	10.00	0.00	10.00	0.00	0.00	10.00
AUTO RICKSHAW FARES	KM/MIN	50.00	45.00	40.00	50.00	65.00	40.00	72.50	50.00	65.00	40.00
FULL TONGA CHARGES	KM/MIN	60.00	40.00	0.00	0.00	80.00	0.00	0.00	50.00	0.00	0.00
TAXI 4 SEATER FARE	KM/MIN	65.00	50.00	100.00	75.00	60.00	60.00	60.00	60.00	60.00	60.00
BUS FARE MIN (WITHIN CITY)	TICKET	10.00	0.00	0.00	0.00	20.00	0.00	0.00	0.00	0.00	0.00
BUS FARE MAX (WITHIN CIT	TICKET	10.00	25.00	0.00	0.00	20.00	0.00	0.00	0.00	0.00	0.00
BUS FARE OUTSIDE CITY	P/KM.	0.93	0.93	0.93	0.93	0.90	0.90	0.90	0.90	0.90	0.90
A/C BUS FARE OUTSIDE CITY	P/KM.	1.60	1.45	1.50	1.50	1.60	1.60	1.60	1.60	1.60	1.60
MINIBUS FARE MIN.WITH IN CITY	TICKET	0.00	0.00	0.00	0.00	20.00	0.00	35.00	0.00	0.00	0.00
MINIBUS FARE MAX.WITH IN CITY	TICKET	0.00	0.00	0.00	0.00	20.00	0.00	0.00	0.00	0.00	0.00
SUZUKI FARE MIN.WITH IN CITY	TICKET	10.00	0.00	10.00	10.00	0.00	0.00	0.00	0.00	0.00	0.00
SUZUKI FARE MAXIMUM W.IN CITY	TICKET	13.00	0.00	15.00	15.00	0.00	0.00	30.00	0.00	0.00	0.00

Contd.

7.11 Intercity Consumer Prices April, 2014

Description	Unit	Abbott- abad	Bannu	D.I. Khan	Mingora	Quetta	Turbat	Gawa- dar	Loralai	Khuz- dar	D.M. Jamali
AIR FARE ECONOMY CLASS.	P/KM.	0.00	0.00	0.00	0.00	18.20	18.20	18.20	0.00	18.20	0.00
POSTAL ENVELOPE DOMESTIC	EACH	8.00	8.00	8.00	8.00	8.00	8.00	8.00	8.00	8.00	8.00
ENVELOPE FOR SAUDI ARABIA	EACH	50.00	50.00	50.00	50.00	50.00	45.00	45.00	45.00	50.00	45.00
POSTAL REGISTRATION CHARGES	EACH	28.00	28.00	28.00	28.00	28.00	28.00	28.00	28.00	28.00	28.00
U.M.S. REG CHARGES MIN.	EACH	58.00	58.00	58.00	58.00	59.00	58.00	58.00	58.00	58.00	58.00
T.C.S. CH. MIN.WITH IN ZONE	EACH	110.00	110.00	110.00	95.00	110.00	110.00	110.00	110.00	110.00	110.00
TELEPHONE CHARGES LOCAL CALL	P/CALL	3.94	3.94	3.94	3.94	3.94	3.94	3.94	3.94	3.94	3.94
TEL CHARGES OUT SIDE CITY	P/CALL	3.94	3.94	3.94	3.94	3.94	3.94	3.94	3.94	3.94	3.94
INTERNET CHARGES	P/HOUR	30.00	25.00	42.50	30.00	25.00	30.00	30.00	38.75	20.00	20.00
MOBILE CELL CHARGES	P/UNIT	4.00	2.88	2.50	2.50	3.00	3.00	3.00	3.00	4.00	3.00
FAX CHARGES (LOCAL)	P/PAGE	17.50	15.00	15.00	10.00	15.00	25.00	25.00	20.00	20.00	15.00
TELEPHONE SET AV. QLTY	EACH	1200.00	1012.50	1300.00	1037.50	575.00	750.00	800.00	675.00	500.00	550.00
MOBILE SET NOKIA/SONY/ERICSON/SAMSUNG WITHOUT CAMERA	EACH	3800.00	2500.00	2250.00	2487.50	3000.00	2000.00	2100.00	2750.00	3000.00	3750.00
T.V. 20" COLORED WEGA H-AZ1.	EACH	20000.00	21500.00	20000.00	24500.00	18000.00	17000.00	17000.00	18000.00	17500.00	20000.00
T.V 20" COLOR CHINA/KORIA)	EACH	10500.00	9000.00	9550.00	8125.00	13000.00	8000.00	8000.00	12000.00	8500.00	16500.00
V.C.P. PANASONIC/LG/NAT	EACH	6500.00	6500.00	5000.00	0.00	6900.00	4500.00	0.00	6000.00	0.00	6500.00
DVD/VCD PLAYER PANASONIC/LG	EACH	4600.00	2500.00	5500.00	3000.00	5200.00	3000.00	0.00	4800.00	3000.00	4750.00
RADIO WITH C.PLAYER NATIONAL	EACH	2800.00	2175.00	1900.00	1450.00	1950.00	1600.00	1675.00	2000.00	1900.00	1650.00
PERSONNEL COMPUTER (BRANDED)	EACH	35000.00	52000.00	41500.00	33500.00	42000.00	28000.00	28000.00	28000.00	28000.00	28000.00
VID. CASSETTE BLK. TDK/SONY	EACH	150.00	110.00	100.00	125.00	155.00	150.00	150.00	150.00	0.00	0.00
COM. C.D. (TDK/IMATION)	EACH	50.00	65.00	50.00	50.00	72.50	60.00	35.00	70.00	50.00	65.00
TAPE RECORDER CASSETTE BLANK	EACH	50.00	25.00	42.50	70.00	40.00	35.00	37.50	35.00	45.00	30.00
VIDEO GAME SEGA 16 BYTE	EACH	1800.00	1450.00	1475.00	0.00	1150.00	900.00	900.00	1250.00	1000.00	0.00
CINEMA A/C. HIGH CLASS	TICKET	0.00	0.00	0.00	0.00	0.00	0.00	0.00	0.00	0.00	0.00
CINEMA NON-A/C HIGH CLASS	TICKET	30.00	40.00	50.00	100.00	150.00	0.00	0.00	20.00	0.00	0.00
CABLE CHARGES	PER MONT	250.00	300.00	250.00	200.00	400.00	350.00	300.00	300.00	300.00	250.00
TV.LICENCE FEE DOMESTIC	YEARLY	420.00	420.00	420.00	420.00	420.00	420.00	420.00	420.00	420.00	420.00
ENGLISH BOOK CLASS V1	EACH	78.00	78.00	78.00	78.00	59.00	59.00	59.00	59.00	59.00	59.00
ENGLISH BOOK CLASS IX OR X	EACH	65.00	65.00	65.00	65.00	72.00	72.00	72.00	72.00	72.00	72.00
ENG. BOOK IST.YR COMPLETE SET	EACH	80.00	80.00	80.00	80.00	65.00	65.00	65.00	65.00	65.00	65.00
ENGLISH BOOK BA/B.SC	EACH	120.00	120.00	120.00	120.00	175.00	175.00	175.00	175.00	175.00	175.00
URDU BOOK CLASS V (T.B.BORD)	EACH	76.00	76.00	76.00	76.00	82.00	82.00	82.00	82.00	82.00	82.00
URDU BOOK CLASS IX/X(T.B.B)	EACH	65.50	65.50	65.50	65.50	85.00	85.00	85.00	85.00	85.00	85.00
URDU BOOK IST.YEAR/INTER	EACH	76.00	76.00	76.00	76.00	85.00	85.00	85.00	85.00	85.00	85.00
URDU BOOK BA/B.SC	EACH	160.00	160.00	160.00	160.00	175.00	175.00	175.00	175.00	175.00	175.00
MATHS BOOK CALSS V (T.B.B)	EACH	77.00	60.00	69.00	34.00	55.00	55.00	55.00	55.00	55.00	55.00
MATHS BOOK CLASS IX OR X	EACH	133.00	133.00	133.00	133.00	130.85	130.85	130.85	130.85	130.85	130.85
MATHS BOOK IST.YEAR (T.B.B)	EACH	160.00	160.00	160.00	160.00	138.00	138.00	138.00	138.00	138.00	138.00
PAKISTAN STUDIES BOOK BA/B.SC	EACH	95.00	95.00	95.00	95.00	300.00	300.00	300.00	300.00	300.00	300.00
DAILY "DAWN"	P/COPY	19.00	19.00	19.00	19.00	19.00	19.00	19.00	19.00	19.00	19.00
DAILY "JANG"	P/COPY	12.00	12.00	12.00	12.00	12.00	12.00	12.00	12.00	12.00	12.00
DAILY "NAWA-E-WAQT"	P/COPY	12.00	12.00	12.00	12.00	12.00	12.00	12.00	12.00	12.00	12.00
WEEKLY "AKHBAR-E-JAHAN"	P/COPY	55.00	55.00	55.00	55.00	55.00	55.00	55.00	55.00	55.00	55.00
WEEKLY "MAG"	P/COPY	45.00	45.00	45.00	45.00	45.00	45.00	45.00	45.00	45.00	45.00
MONTHLY "NAUNEHAL DIGEST"	P/COPY	35.00	35.00	35.00	35.00	35.00	35.00	35.00	35.00	35.00	35.00
PAPER FOOLSCAPE (27"x17")	QUIRE	37.50	32.50	47.50	25.00	27.50	25.00	25.00	35.00	50.00	35.00
EXERCISE.BOOK LINED 80/100 PGS	EACH	60.00	50.00	45.00	57.50	37.50	40.00	40.00	35.00	50.00	27.50
PENCILGOLDFISH/DEER	EACH	5.50	5.00	5.00	7.50	5.00	5.00	5.00	5.00	5.00	4.50
PEN INK DOLLOR 57 ML BOTTLE	EACH	20.00	20.00	20.00	20.00	20.00	20.00	20.00	20.00	20.00	20.00
PHOTOSTATE PAPER 70 GM	PRT	320.00	282.50	350.00	345.00	355.00	530.00	550.00	260.00	400.00	350.00
BALL PEN (local)	EACH	7.00	5.00	5.00	5.00	5.00	7.00	7.00	5.00	5.00	5.00
FOUNTAIN PEN HERO/WINGS/CHINA	EACH	55.00	35.00	40.00	45.00	35.00	40.00	40.00	35.00	30.00	37.50

Contd.

7.11 Intercity Consumer Prices April, 2014

Description	Unit	Abbott- abad	Bannu	D.I. Khan	Mingora	Quetta	Turbat	Gawa- dar	Loralai	Khuz- dar	D.M. Jamali
PRIVATE SCHOOL FEE ENGLISH MEDIUM AVERAGE STANDARD (CLASS I)	PER MONTH	1587.50	550.00	500.00	650.00	750.00	625.00	550.00	500.00	300.00	300.00
PRIVATE SCHOOL FEE ENGLISH MEDIUM AVERAGE STANDARD (CLASS V)	PER MONTH	1797.50	2150.00	800.00	900.00	750.00	725.00	600.00	700.00	560.00	450.00
PRIVATE SCHOOL FEE ENGLISH MEDIUM AVERAGE STANDARD (CLASS VI)	PER MONTH	1847.50	750.00	1000.00	900.00	1200.00	825.00	800.00	1000.00	675.00	500.00
PRIVATE SCHOOL FEE ENGLISH MEDIUM AVERAGE STANDARD (CLASS X)	PER MONTH	2287.50	850.00	1800.00	1300.00	1400.00	925.00	900.00	1200.00	635.00	550.00
PRIVATE MEDICLLE COLLEGE FEE MBBS (1ST YEAR)	PER MONTH	31233.33	0.00	0.00	0.00	0.00	0.00	0.00	0.00	0.00	0.00
PRIVATE ENGINEERING COLLEGE FEE (ISTR YEAR)	PER MONTH	0.00	0.00	0.00	0.00	5700.00	0.00	0.00	0.00	0.00	0.00
GOVT. COLLEGE FEE 1ST. YEAR	MONTH	31.25	41.67	35.42	31.25	60.00	7.50	7.50	7.50	7.50	7.00
GOVT. COLLEGE FEE 4TH. YEAR	MONTH	39.59	50.00	39.59	39.59	80.00	9.00	9.00	9.00	9.00	9.00
GOVT. UNIVERSITY FEE MSC.	MONTH	539.58	620.00	540.00	540.00	350.00	350.00	350.00	350.00	350.00	350.00
GOVT. MED. COLLEGE FEE MBBS	MONTH	641.66	0.00	641.66	641.66	950.00	0.00	950.00	0.00	0.00	950.00
GOVT. ENGG. COLL. FEE I YEAR	MONTH	0.00	0.00	360.00	0.00	850.00	0.00	3850.00	0.00	850.00	850.00
COACHING FEE FOR CLASS IX/X	PER MONTH	1200.00	650.00	1000.00	1750.00	500.00	1000.00	800.00	600.00	600.00	600.00
COACHING CHARGES FOR CLASS 1ST YEAR/INTER (SCIENCE)	PER MONTH	1500.00	675.00	1100.00	2875.00	1000.00	0.00	600.00	0.00	0.00	850.00
COACHING CHARGES FOR CLASS 1ST YEAR/INTER (COMMERCE)	PER MONTH	1000.00	675.00	1000.00	950.00	1000.00	0.00	600.00	0.00	0.00	920.00
I.T. TUITION FEES	PER MONTH	4166.00	2400.00	2100.00	0.00	1800.00	0.00	920.00	0.00	0.00	0.00
MBA TUITION FEES	PER MONTH	3000.00	2800.00	2100.00	0.00	0.00	0.00	0.00	0.00	0.00	0.00
BREAD TANDOORI ST. SIZE	EACH	10.00	10.00	6.00	10.00	10.00	10.00	10.00	10.00	10.00	10.00
COOKED MUTTON (AV. HOTEL)	PLATE	117.50	140.00	140.00	135.00	150.00	120.00	155.00	200.00	180.00	90.00
COOKED BEEF (AV. HOTEL)	PLATE	72.50	90.00	100.00	105.00	80.00	90.00	125.00	120.00	150.00	65.00
COOKED DAL (AV. HOTEL)	PLATE	55.00	45.00	70.00	43.75	60.00	70.00	75.00	50.00	50.00	40.00
CHICKEN BIRYANI FULL/DOUBLE	PLATE	140.00	120.00	145.00	190.00	150.00	120.00	130.00	100.00	85.00	80.00
TEA PREPARED (ORDINARY)	CUP	17.50	15.00	15.00	17.50	20.00	10.00	10.00	20.00	17.50	20.00
HAIRCUT CHARGES FOR MEN	P/CUT	65.00	57.50	45.00	70.00	80.00	90.00	95.00	60.00	55.00	55.00
BEAUTY PORL HAIR STYL CHARGE	P/STY.	350.00	150.00	140.00	450.00	243.75	300.00	325.00	250.00	250.00	150.00
SHAVING CHARGES	PER SHV	25.00	37.50	32.50	45.00	40.00	35.00	35.00	40.00	30.00	25.00
LIPSTICK S.MISS/MEDORA	EACH	100.00	90.00	100.00	90.00	95.00	90.00	100.00	90.00	100.00	90.00
NAIL POLISH S.MISS/MEDORA	EACH	105.00	90.00	100.00	85.00	95.00	80.00	80.00	80.00	80.00	80.00
PERFUME MED.SIZE MEDORA/BROACH	EACH	110.00	120.00	100.00	150.00	100.00	100.00	100.00	100.00	150.00	180.00
HAIR-OIL AMLA/CHAMBELI	BOTTLE	110.00	100.00	85.00	100.00	100.00	90.00	80.00	95.00	100.00	100.00
TOILET SOAP LUX 95 GRAMS	EACH	40.38	40.38	40.38	40.38	40.38	40.38	40.38	40.38	40.38	40.38
TOILET SOAP LIFEBOUY 140 GRM	EACH	36.00	36.00	36.00	36.00	36.00	36.00	36.00	36.00	36.00	36.00
TOILET SOAP SAFEGUARD BATH SIZE	EACH	46.00	46.00	46.00	46.00	46.00	46.00	46.00	46.00	46.00	46.00
TOOTH PASTE MACKLINES 70 GRM	EACH	50.00	50.00	50.00	50.00	50.00	50.00	50.00	50.00	50.00	50.00
TOOTH PASTE MED SIZE CLGATE 70 GMS	EACH	56.00	56.00	56.00	56.00	56.00	56.00	56.00	56.00	56.00	56.00
TOOTHBRUSH SHEILD A/PLAUQUE	EACH	42.50	32.50	40.00	46.25	50.00	50.00	50.00	40.00	50.00	47.50
TOOTHPOWDER DENTONIC 90 GRM	EACH	25.00	25.00	25.00	25.00	25.00	25.00	25.00	25.00	25.00	25.00
HAIR-COLOUR BEGIN (6 GMS)	EACH	90.00	95.00	90.00	90.00	90.00	90.00	90.00	95.00	90.00	95.00
HAIR COLOUR (KALAKOLA)	BOTTLE	120.00	120.00	120.00	120.00	120.00	120.00	120.00	120.00	120.00	120.00
FACECREAM PONDS (MEDIUM)	EACH	105.00	120.00	110.00	120.00	120.00	100.00	100.00	100.00	140.00	110.00
TALC POWDER VICE ROAY,B.CAT	EACH	120.00	115.00	110.00	110.00	120.00	130.00	120.00	110.00	150.00	120.00
BLADE TREET ORDINARY 10'S	PKT.	30.00	30.00	30.00	30.00	30.00	30.00	30.00	35.00	45.00	30.00
BLADE 7-O-CLOCK STAIN. 5'S	PKT.	30.00	30.00	30.00	32.50	35.00	30.00	35.00	35.00	55.00	35.00
SHAMPOO SUNSILK/PAINTIN 100 ML	BOTTLE	100.00	100.00	110.00	94.44	100.00	115.00	100.00	94.44	100.00	110.00
BEAUTY CREAM (FAIR & LOVELY)	EACH	155.00	85.00	120.00	115.00	135.00	85.00	115.00	100.00	100.00	155.00
HAIR REMOVING CREAM (EU-CREAM)	TUBE	60.00	55.00	55.00	65.00	65.00	55.00	55.00	55.00	55.00	55.00
GEL MEDIUM SIZE	BOTTLE	120.00	65.00	85.00	120.00	80.00	60.00	60.00	70.00	120.00	120.00
DISPOSABLE RAZOR GILLET-II	EACH	35.00	35.00	40.00	40.00	45.00	45.00	40.00	45.00	40.00	35.00
SHAVING CREAM TOUCH-ME/ADM.	EACH	60.00	55.00	55.00	60.00	60.00	50.00	60.00	50.00	70.00	55.00
GOLD TEZABI 24 CT	10 GM.	42860.00	42832.00	42438.00	43209.00	42700.00	42500.00	44166.00	44166.00	45730.00	4410.00
SILVER TEZABI 24 CT	10 GM.	711.00	730.00	643.00	780.00	680.00	916.67	916.67	695.00	700.00	710.00
ARTIFICIAL JEWELLARY SET	SET	700.00	450.00	230.00	1425.00	480.00	500.00	525.00	400.00	400.00	425.00
WRIST WATCH GENTS CITIZEN (ORIGINAL) ***	EACH	2000.00	2500.00	2500.00	2500.00	2550.00	2550.00	2500.00	2550.00	2500.00	2500.00
WRIST WATCH LADIES CITIZEN (ORIGINAL) ***	EACH	1800.00	2500.00	2500.00	2500.00	2550.00	2500.00	2500.00	2500.00	2500.00	2500.00
WALL CLOCK QUARTZ AV.QLTY	EACH	525.00	375.00	255.00	650.00	475.00	300.00	325.00	500.00	500.00	475.00
SUITCASE REXIN (24"x16"x6")	EACH	950.00	625.00	650.00	750.00	1500.00	850.00	950.00	1000.00	1950.00	900.00
TRUNK MEDIUM SIZE ***	EACH	950.00	1500.00	1300.00	2200.00	675.00	650.00	700.00	650.00	1500.00	1075.00
PURSE LADIES (LEATHER) AVERAGE QUALITY	EACH	700.00	650.00	500.00	600.00	400.00	325.00	300.00	330.00	300.00	325.00

7.11 Inter-city Consumer Prices April, 2014

Description	Unit	Value in Rupees	
		Average	% Change
FOOD & NON-ALCOHOLIC BEVERAGES			
WHEAT	10 KG.	376.04	-6.91
WHEAT FLOUR FINE/SUPERIOR.	KG.	47.09	-1.38
WHEAT FLOUR AVG. QLTY	KG.	41.97	-3.14
WHEAT FLOUR BAG	10 KG.	420.99	-1.92
MAIDA	KG.	55.17	-0.34
SUJI	KG.	55.76	-1.41
BESAN AV. QLTY.	KG.	80.62	-0.79
RICE BASMATI SUP. QLTY.	KG.	137.88	-0.09
RICE BASMATI 385/386	KG.	95.79	0.43
RICE BASMATI BROKEN AV.QLTY	KG.	72.73	-0.76
RICE IRRI-6 (SINDH/PUNJAB)	KG.	50.79	0.04
VERMICELLI	KG.	78.99	0.16
BREAD PLAIN MEDIUM SIZE	EACH	38.84	0.65
RUSK (PAPAY)	KG.	179.46	0.49
BISCUITS-PACKED	PKT	35.00	0.00
BISCUIT-BAKERY (LOOSE)	250 GM	71.95	0.08
CORNFLAKS FAUJI 225 GM.	PKT	161.78	0.42
SAMOSA (VEGATABLE)	EACH	11.65	0.95
PASTRY AV.QLTY.	EACH	24.12	0.00
PATTIES (VEGATABLES)	EACH	19.39	0.00
NIMCO	250 GM	63.14	0.59
CHIPS	250 GM	71.77	0.52
BEEF WITH BONE AV.QLTY.	KG	278.73	0.23
MUTTON AV.QLTY.	KG	544.90	0.74
CHICKEN FARM BROILER (LIVE)	KG	177.09	2.63
FISH-RAHU MEDIUM SIZE	KG	289.60	1.00
MILK FRESH (UNBOILED)	LTR.	70.82	0.75
CURD	KG.	83.81	1.56
MILK TETRA PACK 1/2 LTR.	PKT.	52.00	3.38
LACTOGEN 400 GRAMS	PKT.	405.50	7.56
POWDER MILK NIDO 400GM.	PKT	322.81	0.49
MILK POWDER LOOSE/PACKED	KG.	498.05	0.50
BUTTER LOCAL PACKED	50 GM.	27.86	0.11
EGGS FARM	DOZ	88.73	-24.49
MUSTARD OIL AV.QLTY.	KG.	185.01	-0.92
COOKING OIL (DALDA)	2.5LTR	536.96	0.04
COOKING OIL (PAKWAN) OTHER BRAND SPECIFY	2.5 LTR	508.40	-0.10
VEGETABLE GHEE TIN	2.5KG.	512.56	-0.16
VEGETABLE GHEE (LOOSE)	KG.	169.01	-0.57
DATES AV.QLTY.	KG.	176.31	-0.58
PISTACHIO AV.QLTY.	50 GM.	105.79	-0.55
ALMONDS WHOLE AV.QLTY.	KG.	491.11	-0.01
COCONUT DRY AV.QLTY.	KG.	253.74	6.34
RAISINS AV.QLTY.	50 GM.	20.39	-0.20
GROUNDNUTS (WITH SHELL)	KG.	170.97	-2.31
MALTA/MOSAMBI	DOZ	127.93	19.91
KINNU	DOZ	139.53	66.96
APPLE	KG	113.95	10.85
ALOO BUKHARA	KG	0.00	
POMEGRANATE (ANNAR)	KG	0.00	
GRAPES	KG	0.00	
BANANAS	DOZ	66.35	8.17
MANGO KALMI	KG	0.00	
GUAVA	KG	70.76	10.44

Contd.

7.11 Inter-city Consumer Prices April, 2014

Description	Unit	Value in Rupees	
		Average	% Change
WATERMELON (TURBOOZ)	KG	43.14	
MUSKMELON (KHARBOOZA)	KG	56.86	
SWEETMELON (GARMA)	KG	0.00	
PULSE MASOOR (WHOLE)	KG.	114.61	0.83
PULSE MASOOR (WASHED)	KG.	127.10	-0.59
PULSE MOONG (WASHED)	KG.	148.22	1.37
PULSE MASH (WASHED)	KG.	135.74	-0.42
PULSE GRAM	KG.	75.94	-1.31
GRAM WHOLE BLACK AV.QLTY.	KG.	78.25	-1.42
GRAM WHOLE YELLOW AV.QLTY	KG.	112.19	0.62
BEANS (LAL LOBIN)	KG.	148.34	0.01
POTATOES	KG	56.13	42.07
ONION	KG	35.94	9.04
TURNIP	KG	0.00	-100.00
RADISH	KG	0.00	-100.00
TOMATOES	KG	43.47	-13.56
CABBAGE	KG	29.43	-4.14
CAULIFLOWER	KG	37.15	17.75
BRINJAL	KG	0.00	
PUMPKIN	KG	0.00	
BOTTLEGOURD	KG	45.04	
LADY FINGER	KG	0.00	
PEAS	KG	73.44	45.22
SPINACH	KG	0.00	
TINDA	KG	74.78	
TURAI	KG	0.00	
KARAILA	KG	0.00	
ARVI	KG	0.00	
CHILLIES GREEN	KG	72.92	-30.05
CARROT	KG	38.56	36.54
COCUMBER (KHEERA)	KG	30.65	-20.31
LEMON	250GM	39.23	41.27
SUGAR REFINED	KG.	53.57	-0.63
GUR AV.QLTY	KG.	77.02	0.59
HONEY LANGANESE 500 GM.	BOTTLE	720.46	0.69
MILO 200 GM.	BOTTLE	183.17	3.53
CUSTARD POWDER RAFHAN 300 GM.	PKT	72.25	0.70
TOFFEE (HILAL)	EACH	1.28	1.59
CHOCOLATE CANDY (SMALL SIZE)	EACH	5.00	0.00
SWEETMEAT (MIXED)	KG	294.06	0.44
ICE CREAM WALLS	CUP.	40.00	0.00
ICE	KG	9.10	2.82
JAM AHMED/MITCHELLES	BOTTLE	124.31	0.22
SQUASH-MITCHELLES	BOTTLE	146.31	0.17
ROOH AFZA	BOTTLE	139.13	1.55
JAM-E-SHIREEN	BOTTLE	146.00	0.91
SAUNF	50 GM	16.65	-0.06
CINAMON LOOSE AV. QLTY	50 GM.	21.72	-0.59
CUMINSEED WHITE NATIONAL	50 GM.	50.90	0.30
PEPPER BLACK NATIONAL	50 GM.	90.05	5.41
CLOVES LOOSE AV.QLTY	50 GM.	92.17	-0.18
CARDAMOM LARGE LOOSE AV.QLTY	50 GM.	119.25	-0.19
CARDAMOM SMALL AV.QLTY	50 GM.	107.85	-1.32
SALT-POWDERED (LAHORI) LOOSE	KG.	9.66	2.01
SALT POWDERED (NATIONAL/SHAN)	PKT	22.81	3.68
CHILLIES POWD.NATIONAL 200GM	PKT	106.13	-0.35

Contd.

7.11 Inter-city Consumer Prices April, 2014

Description	Unit	Value in Rupees	
		Average	% Change
CHILLIES POWDER LOOS	KG.	226.10	0.36
CORRIANDER SEED POWD.NATIONAL	PKT	80.98	0.91
CORRIANDER SEED (LOOSE)	KG.	213.17	1.99
TURMERIC POWD.NATIONAL 50GM	PKT.	35.00	0.00
CURRY POWD. NATIONAL 200 GM	PKT.	86.40	0.12
TOMATO KETCHUP AHMED/MITCHL	BOTTLE	80.92	0.77
PICKLES AHMED/MITCHELLES	BOTTLE	99.88	0.00
VINEGAR SYNTHETIC (SIRKA)	BOTTLE	69.71	1.00
GARLIC	KG	136.03	-7.26
GINGER	KG	241.84	10.68
TAPAL DANEDAR TEA 200GM PACKET	PKT	131.13	-0.34
TEA LIPTON YELLOW LABEL 200GM.	PKT.	146.79	-0.39
TEA LOOSE KENYA AV.QLTY 250GM.	PKT.	134.17	-0.80
COFFEE-NESCAFE 75 GM. **	BOTTLE	306.19	0.25
COLD DRINK (STANDARD SIZ)	BOTTLE	22.53	5.48
FRUIT JUICE TETRA PACK	PKT.	16.46	9.73
MINERAL WATER NESTLE 1.5 LTR	BOTTLE	45.38	0.55
ALCOHOLIC BEVERAGES & TOBACCO			
CIGARETTES K-2 10'S **	PKT	38.75	0.00
CIGARETTES CAPSTAN 10'S **	PKT	40.20	0.00
CIGARETTES GOLD LEAF 20'S	PKT	90.09	0.00
CIGARETTES MORVEN GOLD 20'S	PKT	39.90	0.00
BETEL LEAVES	50GM.	63.72	4.41
BETEL NUTS	KG.	283.39	0.85
CLOTHING & FOOTWEAR			
LONG CLOTH 57" GUL AHMED/AL-KARAM	METER	201.90	1.89
SHIRTING AV.QLTY.	METER	155.08	2.23
PANT CLOTH W & WEAR AV.QLTY	METER	368.42	0.58
LAWN PRINTED GUL AHMED/AL-KARAM	METER	228.85	4.86
GEORGETTE AV.QLTY	METER	129.03	0.98
LINEN AV.QLTY ***	METER	142.41	0.66
HEAVY WT SUITING LAWERNCPUR SUP QLTY	METER	1241.76	0.00
HEAVY WT SUITING LAWERNCPUR AV QLTY	METER	1639.13	0.00
TROPICAL SUITING LAW.PUR	METER	1023.38	0.50
PANT BOY 24"/26" LENGTH.	EACH	446.40	1.54
SHIRT BOY 24"/26" LENGTH	EACH	351.01	0.90
SCHOOL UNI. PANT,SHIRT BOYS	SUIT	602.06	1.30
SCHOOL UNI. KAMEEZ,SHAL.BOYS	SUIT	575.20	1.12
SCHOOL UNI. KAMEEZ,SHAL.GIRL	SUIT	596.39	1.80
FROCK W/WEAR GIRLS	EACH	859.68	1.96
AWAMI-SUIT W & W(BOY) 24"/26	SUIT	865.61	2.11
AWAMI-SUIT W&W (GENTS)AV.QLTY	SUIT	1160.24	1.96
PULLOVER GENTS OXFORD/BON.	EACH	2640.13	0.00
PULLOVER LADIES OXFORD/BON.	EACH	2502.81	0.00
PULLOVER (GENTS) OTHERS A.QTY	EACH	878.61	0.00
SECOND-HAND COAT FOR MEN	EACH	397.61	0.00
SECONDHAND SWEETER FOR MEN DUP QLTY	EACH	263.98	0.00
SECONDHAND WINTER JACKET	EACH	387.38	0.00
UNDERWEAR AV.QLTY MEDIUM SIZE	EACH	117.59	2.00
VEST FOR MEN AV.QLTY.	EACH	120.69	1.85
VEST/SHAMEEZ (WOMEN) AVG. QLTY	EACH	138.39	3.77
SOCKS NYLON (PAKISTANI)	PAIR	81.59	0.69
BRASSIER AV.QLTY.	EACH	141.86	3.67
BRASSIER SUP QLTY	EACH	319.40	1.54
DOPATTA GEORGETTE AV.QLTY.	EACH	277.46	0.87
DOPATTA COTTON AV GLTY	EACH	214.03	1.12

Contd.

7.11 Inter-city Consumer Prices April, 2014

Description	Unit	Value in Rupees	
		Average	% Change
CHADDAR (W/WEAR) (2x2.5 MTR)	EACH	413.38	2.27
LUNGI/DHOTI(COTTON) AVG. QLTY	EACH	284.41	1.55
HANDKERCHIEF AVG. QLTY PAK	EACH	36.12	0.61
HANDKERCHIEF SUP. QLTY PAK	EACH	58.26	0.94
GLOVES AV QLTY	PAIR	87.12	0.00
AZARBAND COTTON AVG. QLTY	EACH	16.33	0.06
SEWING THREAD/REEL(ASLI PARI)	EACH	6.51	0.15
WASHING CHARGES PAINT & SHIRT	SUIT	87.22	0.09
DRY CLEANING SUIT COAT PANT	SUIT	294.94	0.21
WASHING CH. (KAMIZ-SHALWAR)	PAIR	61.89	0.41
TAILORING SHIRT	EACH	322.46	0.37
TAILORING CHARGES PANT (MEN)	EACH	530.41	0.08
TAILORING COAT-PANT SUIT	SUIT	3507.89	0.00
TAILORING AWAMI-SUIT (MALE)	SUIT	462.72	0.83
TAILORING SUIT FEMALE	SUIT	390.95	0.65
GENTS SHOES PAUL BATA	PAIR	1199.00	0.00
GENTS SANDAL BATA	PAIR	699.00	0.00
GENTS SPOUNG CHAPPAL BATA	PAIR	179.00	0.00
LADIES SANDAL BATA	PAIR	499.00	0.00
LADIES SPOUNG CHAPPAL BATA	PAIR	179.00	0.00
CHILD SHOE POWER LITE BATA	PAIR	599.00	0.00
GENTS SHOE, ART 1109 SERVICE	PAIR	999.00	0.00
NYLON JOGGER 27 SIZE 2-5 ***	PAIR	1299.00	0.00
CHINA FOOT WEAR AV. QLTY (MALE) *	PAIR	642.26	1.39
CHINA FOOT WEAR AV. QLTY (FEMALE) *	PAIR	482.77	1.25
CHINA FOOT WEAR AV. QLTY (CHILDREN) *	PAIR	411.61	1.54
SHOE REPAIR HALF SOLE	PAIR	91.61	1.59
SHOES POLISH CHARGES AVERAGE SHOP	PAIR	17.40	0.00
HOUSING, WATER, ELECT,GAS & OTH FUEL			
HOUSE RENT (combined)	MONTH	5990.75	2.10
rent 2	pm	5990.75	2.10
RENT3	PM	5990.75	2.10
RENT4	PM	5990.75	2.10
RENT5	PM	5990.75	2.10
RENT6	PM	5990.75	2.10
SYNTHETIC ENEMAL ROBIALAC BALTI 3.64 LTR.	EACH	1780.94	1.48
SYNTHETIC ENEMAL ICI BALTI 3.64 LTR.	EACH	1846.31	1.81
CEMENT (LOCAL) SPECIFY BRAND NAME	BAG	512.47	0.21
BRICKS (NEW) IST CLASS	P/1000	6084.11	-0.07
CEMENT BLOCKS (6"x8"x12")	P/100	2257.31	6.23
BAJREE	100CFT	3726.91	0.45
SAND (BLACK PIT SAND)	K100CFT	2087.47	1.49
TIMBER SHESHAM LOG IST QUALITY	cubmt.	49466.32	0.00
IRON BAR (M.S. BAR) 1/2"	P/TON	74482.80	-0.43
CARPANTER WAGE RATE	P/DAY	733.88	0.92
MASON (RAJ) WAGE RATE	P/DAY	803.79	1.79
UNSKILLED LABOUR WAGE RATE	P/DAY	431.81	1.65
PLUMBER WAGE RSTE	P/DAY	734.66	0.95
ELECTICIAN WAGE RATE PER DAY **	P/DAY	707.00	0.68
ELECTICIAN WAGE RATE PER POINT **	P/PNT	106.16	0.30
WATER CHARGES PER HOUSE	P/MONTH	115.26	0.00
ELECT.CHARGES UPTO 50 UNITS	P/UNIT	2.00	0.00
ELECT.CHARGES 01 - 100 UNIT	P/UNIT	5.79	0.00
ELECT.CHARGES 101 - 300 UNIT	P/UNIT	9.70	0.00
ELECT.CHARGES 301 - 1000 UNIT	P/UNIT	15.27	0.00

Contd.

7.11 Inter-city Consumer Prices April, 2014

Description	Unit	Value in Rupees	
		Average	% Change
ELECT.CHARGES ABOVE 1000 UNIT	P/UNIT	17.41	0.00
ELEC	PM	10.03	0.00
GAS CHRГ upto 3.3719 MMBUT	MMBTU	124.18	0.00
GAS CHRГ 3.3719 - 6.7438 MMBUT	MMBTU	248.37	0.00
GAS CHRГ 6.7438 - 10.1157 MMBUT	MMBTU	248.37	0.00
GAS CHRГ10.1157 - 13.4876 MMBUT	MMBTU	620.91	0.00
GAS	PM	620.91	0.00
GAS	PM	372.55	0.00
KEROSENE OIL	LTR	120.77	-4.76
FIREWOOD WHOLE	40 KG.	494.82	-0.34
FURNISHING HOUSE HOLD EQUIPMENTS			
CHAIR SHESHAM WOOD WITH ARMS **	EACH	1778.35	2.26
CHAIR PLASTIC (CHAIRMAN) AVERAGE QUALITY	EACH	702.63	0.54
TABLE SHESHAM WOOD (4X2X5") ***	EACH	5182.77	0.96
SOFASET WOODEN WITH FOAM SEAT **	SET	16033.64	1.78
COT IRON (WITH NIWAR)AV.QLTY.	EACH	1989.79	0.06
ALMIRAH (STEEL) 6'X3' 20 GUAGE	EACH	9272.02	0.39
DINNING TABLE 6 CHAIRS A.QLTY	SET	18176.53	1.93
SINGLE BED WITHOUT FOAM MED.	EACH	5512.07	0.01
MATRESS SINGLE(4"THICK)	EACH	4663.79	0.95
FARSHI DARI 12'X9' AV.QLTY	EACH	1227.19	0.34
DARI COTTON (6'x2 1/2') AV.QL	EACH	560.02	0.83
CARPET PLAIN AV. QLTY	SQFT.	39.00	0.00
QUILT (LIHAF) 3 KG. COTTON	EACH	846.40	0.00
BLANKET (90" x 54")	EACH	3111.06	-0.28
BEDSHEET SINGLE BED SUP.QLTY	EACH	562.03	0.81
BED SHEET DOUBLE WITH TWO PILLOW COVERS SUP QLTY	SET	1100.73	0.46
TOWEL(3'x2') AV. QALTY	EACH	226.25	0.56
CEILING FAN 48" SUPER QLTY **	EACH	2928.29	0.90
PEDESTAL FAN 22" SUPER QLTY	EACH	3984.75	0.84
REFG. DAWLENCE 10 CFT. D.DOOR	EACH	30108.13	1.04
D-FREEZER WAVES 8 CFT.	EACH	28511.67	1.41
AIRCONDITIONER 1.5 TON PEL	EACH	41502.50	0.00
SPLIT AIR CONDITIONER 1.5 TON (SPECIFY BRAND NAME)	EACH	43110.83	0.99
AIRCOOLER SUPER ASIA	EACH	11261.25	0.09
WASHING MACHINE SINGER	EACH	15280.63	0.85
SEWING MACHINE(SINGER)	EACH	5654.25	0.77
GIZER LARGE SIZE 30 GALLON CAPACITY SUP QLTY	EACH	16848.29	1.07
GAS BURNER DOUBLE SPFY.BRAND	EACH	1661.02	0.94
ELECT. IRON PHILIPS MDL.1120	EACH	1658.88	1.88
ELECTRIC JUICER FOR APPLE	EACH	5179.00	1.16
S.STEEL DEGHCHI MEDIUM SIZE ***	EACH	572.35	0.38
ALUMINIUM COOKING PAN (DEGCHI) MED SIZE	EACH	550.33	0.80
NON STICK COOKING PAN (DEGCHI) SUP. QLTY	EACH	776.93	0.19
FRYING PAN STEEL AVG. QLTY MED. SIZE	EACH	350.27	0.02
TAWA IORN (MEDIUM SIZE) AVG. QLTY	EACH	286.09	0.97
S.STEEL PLATE A.QLTY.(M.SIZE)	EACH	72.83	0.00
TABLE SPOON S.STEEL SUP.QLTY.	DOZEN	343.93	0.25
WATER SET JUG+6 GLASSES (OMROC)	SET	463.00	0.18
TEA SET PAK. CHINAWARE 21 PCS.	SET	1668.96	1.78
DINNER SET PLASTIC 72 PIECES SUPERIOR QLTY	SET	4930.57	1.69
HOTPOT SET PLASTIC 3 PCS.	SET	1272.64	0.99
BUCKET(BALTI) PLASTIC MED.SIZ	EACH	311.41	0.34
LOTA PLASTIC (MED SIZE) AVERAGE QUALITY	EACH	49.73	0.26
PRESURE COOKER 4 LTR.	EACH	1316.21	0.08
WATER COOLER 9/10 LTR.PLASTIC ***	EACH	557.15	1.84

Contd.

7.11 Inter-city Consumer Prices April, 2014

Description	Unit	Value in Rupees	
		Average	% Change
THERMOS STARVAC 1 LTR	EACH	434.47	1.11
BULB PHILIPS 100-WATTS	EACH	29.63	3.31
TUBE LIGHT PHILIPS 40 WATTS	EACH	101.56	0.00
ELECTRIC BLUBS "0" WATTE LOCAL	EACH	21.37	0.19
ELECTRIC BLUB ENERGY SAVER 14 WATTS	EACH	159.25	0.04
WASHING SOAP 250 GMS SPECIFY BRAND NAME	EACH	32.06	0.41
SURF EXCEL 400 GMS POLY BAG	EACH	125.00	0.00
WASHING POWDER 1000 GRM	EACH	181.63	0.41
WASHING POWDER (WHEEL/ BONUS) 100 GRAMS	EACH	93.71	1.66
CLEANSER POWDER VIM 1000 GM	PKT.	69.72	0.80
FINIS 500 ML	BOTTLE	167.00	3.69
PHNYLE TYPHONE/FINIS/CARRANITE 3 LITRES	BOTTLE	132.70	0.75
HARPIC	BOTTLE	126.91	0.82
BOOT POLISH CHERRY/KIWI 50ML	EACH	89.51	3.77
ROBIN BLUE (35 GRAMS)	PKT.	36.34	1.96
TISSU PAPER PERFUMED 100 PCS.	PKT	96.42	0.65
TOILET PAPER ROLL (R.PETEL)	P/ROLL	34.49	-0.83
BOOT POLISH LIQUID CHEERY BLOSSOM KIWI 75 ML	BOTTLE	127.38	0.79
MATCH BOX SMALL	EACH	1.58	0.00
DRY CELL 1.5 VOLT(LOCAL)	EACH	21.44	0.28
HAND STITCHING NEEDLE M.SIZE	PACKET	7.44	1.78
SEWING MACHINE NEEDLE (SINGER)	EACH	6.08	0.00
HOUSEHOLD SERVANT FEMALE P/T	P/MNTH	1684.97	1.85
MARRIAGE HALL WITH FURNITURE	P/HEAD	103.63	2.79
HEALTH			
SEPTRAN TABLETS	10TAB.	15.00	0.00
BRUFEN TABS 200-MG.	10TAB.	10.00	0.00
PANADOL TAB. EXTRA/PLAIN	10TAB.	10.00	0.00
DISPRIN TAB.	10TAB.	10.00	0.00
TRISIL TAB.	10 TAB	10.00	0.00
FLAGYL TAB. 200 MG.	10TAB.	10.00	0.00
VENTOLIN TAB. 2MG.	10TAB.	9.00	0.00
DAONIL TAB. 5 MG.	10TAB.	17.00	0.00
ENTOX TAB.	10TAB.	10.00	0.00
RENITEC TAB. 5 MG.	10TAB.	59.00	0.00
CAC. 1000 TAB	BOTTLE	122.00	0.00
AMOXIL CAPSOLE 250 MG.S	10CAP.	36.00	0.00
CALCIUM SYRUP SANDOZ	BOTTLE	64.00	0.00
LEDERPLEX SYRUP	BOTTLE	35.00	0.00
SANCOS SYRUP (50 ML.)	BOTTLE	30.00	0.00
PHENERGAN SYRUP 120 ML.	BOTTLE	33.00	0.00
CALPOL SYRUP 60 ML.	BOTTLE	28.00	0.00
HYDRYLLIN SYRUP 120 ML.	BOTTLE	59.00	0.00
POLYFAX EYE OINTMENT	TUBE	21.00	0.00
BETNESOL EYE DROPS	BOTTLE	33.89	12.97
EAR DROPS (CARDISPORINE) ***	BOTTLE	21.00	0.00
BETNOVATE-N OINTMENT 5 GMS	TUBE	16.00	0.00
BURNOL CREAM 30 GRM	TUBE	16.00	0.00
VICKS VAPORUB/BALM	BOTTLE	36.00	0.00
GLYCRINE SMALL BOTTLE	BOTTLE	21.38	0.56
JOUHAR JOSHANDA	PKT.	6.08	1.33
GALXOS-D (450 GRMS)	PKT.	154.97	0.36
GRIPE-WATER WOODWARDS	BOTTLE	50.00	0.00
SANIPLAST ONE PUTTY	EACH	1.82	0.00
O.R.S. (NIMCOL)	PKT.	15.00	0.00
DETTOL (MEDIUM)	BOTTLE	46.80	0.00

Contd.

7.11 Inter-city Consumer Prices April, 2014

Description	Unit	Value in Rupees	
		Average	% Change
COTTON BANDAGE 2" - 4"	EACH	8.92	2.88
THERMOMETER CHINA	EACH	40.49	0.07
DOCTOR (MBBS) CLINIC FEE	P/PAT.	163.19	0.47
URINE TEST (DR) CHARGES	P/TEST	95.85	1.40
BLOOD TEST (CP) CHARGES	P/TEST	227.63	0.06
SUGAR TEST (RANDOM/FASTING BOTH) CHARGES	P/TEST	163.57	1.39
ECG CHARGES	P/TEST	218.00	0.00
X-RAY (CHEST) CHARGES	P/X-RAY	263.55	0.00
TRANSPORT			
CAR SUZUKI 800 CC (W/O. A/C)	EACH	641603.85	-0.24
CAR SUZUKI 1000 CC	EACH	1013588.06	-4.34
CAR TOYOTA 1300 CC	EACH	1531554.55	-5.68
CAR HONDA CIVIC	EACH	2103117.65	0.99
MOTORCYCLE HONDA CD-70.	EACH	69439.74	0.10
MOTORCYCLE YAMAHA 100CC.	EACH	79879.41	-0.01
MOTOR CYCLE HERO 70 CC	EACH	45585.78	0.16
BICYCLE WITH TYRES & TUBES	EACH	7302.67	0.43
TYRE CAR WITH TUBE GENERAL	EACH	3336.83	0.79
TYRE MOTOR CYCLE WITHOUT TUBE	EACH	1193.26	0.83
TYRE CYCLE SPECIFY BRAND NAME	EACH	367.27	0.21
TYRE CAR W/O TUBE	EACH	3178.20	1.42
PETROL SUPER	LITRE	108.31	-1.56
HIGH SPEED DIESEL HSD	LITRE	113.85	-2.48
CNG	K.G.	68.84	0.00
GAS CYLINDER STAND. SIZE	EACH	1458.49	-1.88
MOTOR CYCLE SERVICE CHARGES	EACH	248.06	0.45
CAR SERVICE CHARGES	EACH	320.84	0.46
TYRE PUNCTURE CHARGES	EACH	57.88	0.43
CYCLE OVERHAULING CHARGES	EACH	269.24	0.00
CAR TAX FOR 800CC TO 1300CC	YEARLY	1346.43	0.00
TRAIN FARE ECO. 1-100 KM.	P/KM.	0.71	0.00
TRAIN FARE ECO. 101-500 KM.	P/KM.	1.02	0.00
TRAIN FARE ECO. > 500 KM.	P/KM.	0.93	0.00
TRAIN FARE IST SLP. 1-100KM	P/KM.	2.18	0.00
TRAIN FARE IST SLP.101-500 KM	P/KM.	2.69	0.00
TRAIN FARE IST SLP. > 500 KM	P/KM.	2.07	0.00
TRAIN FARE A/C SLP. 1-100KM.	P/KM	5.99	0.00
TRAIN FARE A/C SLP.101-500KM	P/KM.	4.77	0.00
TRAIN FARE A/C SLP > 500KM.	P/KM	4.32	0.00
PLATFORM TICKET	EACH	10.00	0.00
AUTO RICKSHAW FARES	KM/MIN	57.03	0.00
FULL TONGA CHARGES	KM/MIN	61.47	0.61
TAXI 4 SEATER FARE	KM/MIN	78.21	0.00
BUS FARE MIN (WITHIN CITY)	TICKET	13.20	0.00
BUS FARE MAX (WITHIN CIT	TICKET	21.93	0.00
BUS FARE OUTSIDE CITY	P/KM.	0.97	0.00
A/C BUS FARE OUTSIDE CITY	P/KM.	1.60	0.00
MINIBUS FARE MIN.WITH IN CITY	TICKET	15.00	0.00
MINIBUS FARE MAX.WITH IN CITY	TICKET	21.50	0.00
SUZUKI FARE MIN.WITH IN CITY	TICKET	11.73	0.00
SUZUKI FARE MAXIMUM W.IN CITY	TICKET	18.00	2.16
AIR FARE ECONOMY CLASS.	P/KM.	18.20	10.91
COMMUNICATION			
POSTAL ENVELOPE DOMESTIC	EACH	8.00	0.00
ENVELOPE FOR SAUDI ARABIA	EACH	48.88	0.00
POSTAL REGISTRATION CHARGES	EACH	28.00	0.00

Contd.

7.11 Inter-city Consumer Prices April, 2014

Description	Unit	Value in Rupees	
		Average	% Change
U.M.S. REG CHARGES MIN.	EACH	58.18	0.00
T.C.S. CH. MIN.WITH IN ZONE	EACH	109.63	0.00
TELEPHONE CHARGES LOCAL CALL	P/CALL	3.94	0.00
TEL CHARGES OUT SIDE CITY	P/CALL	3.94	0.00
INTERNET CHARGES	P/HOUR	26.83	0.00
MOBILE CELL CHARGES	P/UNIT	3.07	0.00
FAX CHARGES (LOCAL)	P/PAGE	16.81	0.00
TELEPHONE SET AV. QLTY	EACH	727.81	0.00
MOBILE SET NOKIA/SONY/ERICSON/SAMSUNG WITHOUT CAMERA	EACH	2791.15	-0.49
RECREATION AND CULTURE			
T.V. 20" COLORED WEGA H-A21.	EACH	19505.21	0.00
T.V 20" COLOR CHINA/KORIA)	EACH	11240.21	0.10
V.C.P. PANASONIC/LG/NAT	EACH	5436.31	0.00
DVD/VCD PLAYER PANASONIC/LG	EACH	4109.99	0.00
RADIO WITH C.PLAYER NATIONAL	EACH	2222.12	0.00
PERSONNEL COMPUTER (BRANDED)	EACH	43066.75	0.00
VID. CASSETTE BLK. TDK/SONY	EACH	141.31	0.00
COM. C.D. (TDK/IMATION)	EACH	53.27	0.00
TAPE RECORDER CASSETTE BLANK	EACH	45.28	0.00
VIDEO GAME SEGA 16 BYTE	EACH	1264.71	0.00
CINEMA A/C. HIGH CLASS	TICKET	85.06	0.00
CINEMA NON-A/C HIGH CLASS	TICKET	51.65	0.00
CABLE CHARGES	PER MONT	287.50	0.00
TV.LICENCE FEE DOMESTIC	YEARLY	420.00	0.00
ENGLISH BOOK CLASS V1	EACH	66.07	6.70
ENGLISH BOOK CLASS IX OR X	EACH	93.66	3.94
ENG. BOOK 1ST.YR COMPLETE SET	EACH	84.74	0.00
ENGLISH BOOK BA/B.SC	EACH	163.25	0.00
URDU BOOK CLASS V (T.B.BORD)	EACH	69.52	5.38
URDU BOOK CLASS IX/X(T.B.B)	EACH	101.19	11.82
URDU BOOK 1ST.YEAR/INTER	EACH	57.71	0.00
URDU BOOK BA/B.SC	EACH	144.50	0.00
MATHS BOOK CALSS V (T.B.B)	EACH	70.28	-3.77
MATHS BOOK CLASS IX OR X	EACH	195.02	18.44
MATHS BOOK 1ST.YEAR (T.B.B)	EACH	140.62	0.00
PAKISTAN STUDIES BOOK BA/B.SC	EACH	146.75	0.00
DAILY "DAWN"	P/COPY	19.00	0.00
DAILY "JANG"	P/COPY	12.00	0.00
DAILY "NAWA-E-WAQT"	P/COPY	12.00	0.00
WEEKLY "AKHBAR-E-JAHAN"	P/COPY	55.00	0.00
WEEKLY "MAG"	P/COPY	45.00	0.00
MONTHLY "NAUNEHAL DIGEST"	P/COPY	35.00	0.00
PAPER FOOLSCAPE (27"x17")	QUIRE	36.51	2.50
EXERCISE.BOOK LINED 80/100 PGS	EACH	44.24	2.48
PENCILGOLDFISH/DEER	EACH	5.88	5.19
PEN INK DOLLOR 57 ML BOTTLE	EACH	21.00	2.44
PHOTOSTATE PAPER 70 GM	PRT	337.72	0.99
BALL PEN (local)	EACH	6.04	1.51
FOUNTAIN PEN HERO/WINGS/CHINA	EACH	40.86	3.23
EDUCATION			
PRIVATE SCHOOL FEE ENGLISH MEDIUM AVERAGE STANDARD (CLASS I)	PER MONTH	1110.09	15.27
PRIVATE SCHOOL FEE ENGLISH MEDIUM AVERAGE STANDARD (CLASS V)	PER MONTH	1267.31	18.88
PRIVATE SCHOOL FEE ENGLISH MEDIUM AVERAGE STANDARD (CLASS VI)	PER MONTH	1345.74	12.62
PRIVATE SCHOOL FEE ENGLISH MEDIUM AVERAGE STANDARD (CLASS X)	PER MONTH	1535.52	11.92
PRIVATE MEDICLE COLLEGE FEE MBBS (1ST YEAR)	PER MONTH	38361.08	0.00
PRIVATE ENGINEERING COLLEGE FEE (ISTR YEAR)	PER MONTH	11693.57	0.00

Contd.

7.11 Inter-city Consumer Prices April, 2014

Description	Unit	Value in Rupees	
		Average	% Change
GOVT. COLLEGE FEE 1ST. YEAR	MONTH	44.27	0.00
GOVT. COLLEGE FEE 4TH. YEAR	MONTH	58.40	0.00
GOVT. UNIVERSITY FEE MSC.	MONTH	381.34	0.00
GOVT. MED. COLLEGE FEE MBBS	MONTH	1194.64	0.00
GOVT. ENGG. COLL. FEE I YEAR	MONTH	1035.75	0.00
COACHING FEE FOR CLASS IX/X	PER MONTH	1147.90	2.91
COACHING CHARGES FOR CLASS 1ST YEAR/INTER (SCIENCE)	PER MONTH	1630.31	0.00
COACHING CHARGES FOR CLASS 1ST YEAR/INTER (COMMERCE)	PER MONTH	1348.12	0.00
I.T. TUITION FEES	PER MONTH	2313.95	0.00
MBA TUITION FEES	PER MONTH	5877.95	0.00
RESTAURANTS AND HOTELS			
BREAD TANDOORI ST. SIZE	EACH	7.41	0.00
COOKED MUTTON (AV. HOTEL)	PLATE	130.85	2.80
COOKED BEEF (AV. HOTEL)	PLATE	80.30	0.74
COOKED DAL (AV. HOTEL)	PLATE	48.48	1.42
CHICKEN BIRYANI FULL/DOUBLE	PLATE	122.95	0.00
TEA PREPARED (ORDINARY)	CUP	17.59	0.29
MISCELLANEOUS GOODS AND SERVICES			
HAIRCUT CHARGES FOR MEN	P/CUT	66.49	0.94
BEAUTY PORL HAIR STYL CHARGE	P/STY.	247.37	0.76
SHAVING CHARGES	PER SHV	34.97	0.00
LIPSTICK S.MISS/MEDORA	EACH	103.25	0.49
NAIL POLISH S.MISS/MEDORA	EACH	82.56	0.61
PERFUME MED.SIZE MEDORA/BROACH	EACH	152.67	0.00
HAIR-OIL AMLA/CHAMBELI	BOTTLE	103.92	1.71
TOILET SOAP LUX 95 GRAMS	EACH	40.38	0.00
TOILET SOAP LIFEBOUY 140 GRM	EACH	36.00	0.00
TOILET SOAP SAFEGUARD BATH SIZE	EACH	46.00	0.00
TOOTHPASTE MACKLINES 70 GRM	EACH	50.00	0.00
TOOTHPAST MED SIZE CLGATE 70 GMS	EACH	56.00	0.00
TOOTHBRUSH SHEILD A/PLAUQUE	EACH	38.16	0.18
TOOTHPOWDER DENTONIC 90 GRM	EACH	25.00	0.00
HAIR-COLOUR BEGIN (6 GMS)	EACH	93.56	0.27
HAIR COLOUR (KALAKOLA)	BOTTLE	120.00	0.00
FACECREAM PONDS (MEDIUM)	EACH	110.25	0.11
TALC POWDER VICE ROAY,B.CAT	EACH	128.13	1.64
BLADE TREET ORDINARY 10'S	PKT.	33.00	0.18
BLADE 7-O-CLOCK STAIN. 5'S	PKT.	33.16	0.00
SHAMPOO SUNSILK/PAINTIN 100 ML	BOTTLE	106.29	1.78
BEAUTY CREAM (FAIR & LOVELY)	EACH	124.48	1.30
HAIR REMOVING CREAM (EU-CREAM)	TUBE	59.63	0.00
GEL MEDIUM SIZE	BOTTLE	88.19	0.00
DISPOSABLE RAZOR GILLET-II	EACH	38.44	0.00
SHAVING CREAM TOUCH-ME/ADM.	EACH	57.92	0.87
GOLD TEZABI 24 CT	10 GM.	41156.13	-6.35
SILVER TEZABI 24 CT	10 GM.	704.78	-2.59
ARTIFICIAL JEWELLARY SET	SET	644.23	0.29
WRIST WATCH GENTS CITIZEN (ORIGINAL) ***	EACH	3386.25	1.57
WRIST WATCH LADIES CITIZEN (ORIGINAL) ***	EACH	3362.50	1.39
WALL CLOCK QUARTZ AV.QLTY	EACH	509.96	1.79
SUITCASE REXIN (24"x16"x6")	EACH	997.13	0.18
TRUNK MEDIUM SIZE ***	EACH	1502.77	0.00
PURSE LADIES (LEATHER) AVERAGE QUALITY	EACH	582.54	1.05

7.11 Intercity Consumer Prices May, 2014

Description	Unit	Rawalpindi	Islamabad	Attock	Jehlum	Lahore	Sahiwal	Gujran-wala	Wazirabad	Sialkot	Faisal-abad
WHEAT	10 KG.	345.00	345.00	318.75	343.75	328.75	312.50	327.50	330.00	312.00	357.00
WHEAT FLOUR FINE/SUPERIOR.	KG.	54.92	59.00	44.50	47.00	45.93	44.00	38.00	40.00	50.00	41.75
WHEAT FLOUR AVG. QLTY	KG.	39.08	39.38	37.63	40.66	39.64	36.50	36.50	39.00	36.00	38.00
WHEAT FLOUR BAG	10 KG.	390.83	393.75	376.25	403.13	376.00	365.00	365.00	370.00	360.00	352.50
MAIDA	KG.	55.92	59.00	50.00	59.00	52.86	50.00	50.00	50.00	55.00	51.75
SUJI	KG.	56.00	59.00	50.00	59.00	57.50	50.00	50.00	50.00	55.00	53.75
BESAN AV. QLTY.	KG.	78.75	85.94	80.00	70.00	78.57	70.00	71.00	70.00	68.00	75.50
RICE BASMATI SUP. QLTY.	KG.	151.67	158.75	155.00	145.00	141.43	145.00	127.50	125.00	126.25	135.00
RICE BASMATI 385/386	KG.	136.25	145.00	125.00	95.00	112.50	90.00	52.50	70.00	105.00	95.00
RICE BASMATI BROKEN AV.QLTY	KG.	80.83	86.25	87.50	80.00	76.79	77.50	70.00	65.00	70.00	83.75
RICE IRR-6 (SINDH/PUNJAB)	KG.	60.83	62.50	50.00	60.00	63.07	45.00	52.50	52.50	52.50	65.00
VERMICELLI	KG.	87.50	92.50	92.50	80.00	97.50	65.00	72.00	80.00	70.00	78.75
BREAD PLAIN MEDIUM SIZE	EACH	40.00	40.00	40.00	37.50	40.00	40.00	40.00	40.00	40.00	40.00
RUSK (PAPAY)	KG.	238.33	261.25	160.00	230.00	192.50	215.00	160.00	160.00	140.00	195.00
BISCUITS-PACKED	PKT	35.00	35.00	35.00	35.00	35.00	35.00	35.00	35.00	35.00	35.00
BISCUIT-BAKERY (LOOSE)	250 GM	98.75	105.00	72.50	95.00	86.43	100.00	110.00	100.00	50.00	73.75
CORNFLAKS FAUJI 225 GM.	PKT	176.40	176.40	176.40	176.40	176.40	171.00	166.50	166.50	166.50	171.00
SAMOSAS (VEGATABLE)	EACH	12.75	14.25	11.00	12.50	15.18	15.00	15.00	10.00	15.00	19.00
PASTRY AV.QLTY.	EACH	32.92	33.44	37.50	30.00	30.00	30.00	35.00	30.00	15.00	23.75
PATTIES (VEGATABLES)	EACH	25.42	27.00	21.00	25.00	30.00	25.00	20.00	15.00	15.00	23.75
NIMCO	250 GM	80.00	79.38	57.50	65.00	65.00	90.00	40.00	29.00	40.00	67.50
CHIPS	250 GM	93.33	95.00	72.50	82.50	77.32	80.00	65.00	62.50	60.00	66.25
BEEF WITH BONE AV.QLTY.	KG	300.00	310.00	260.00	290.00	318.93	250.00	280.00	280.00	280.00	275.00
MUTTON AV.QLTY.	KG	627.50	643.75	575.00	587.50	639.29	500.00	600.00	550.00	600.00	600.00
CHICKEN FARM BROILER (LIVE)	KG	149.67	160.25	152.00	163.00	152.36	160.00	155.00	157.00	163.00	156.50
FISH-RAHU MEDIUM SIZE	KG	270.00	286.25	310.00	265.00	300.00	250.00	300.00	280.00	200.00	260.00
MILK FRESH (UNBOILED)	LTR.	77.92	85.63	72.50	67.50	60.54	60.00	70.00	65.00	60.00	63.75
CURD	KG.	85.00	99.38	77.50	72.50	70.00	70.00	80.00	75.00	70.00	75.00
MILK TETRA PACK 1/2 LTR.	PKT.	60.00	60.00	60.00	60.00	60.00	60.00	50.00	50.00	50.00	60.00
LACTOGEN 400 GRAMS	PKT.	425.00	425.00	425.00	425.00	425.00	425.00	420.00	420.00	375.00	425.00
POWDER MILK NIDO 400GM.	PKT	325.00	325.00	325.00	325.00	325.00	325.00	325.00	325.00	325.00	325.00
MILK POWDER LOOSE/PACKED	KG.	503.75	508.75	490.00	500.00	491.07	470.00	480.00	480.00	420.00	525.00
BUTTER LOCAL PACKED	50 GM.	27.00	27.00	27.00	35.00	32.00	25.00	30.00	30.00	25.00	32.00
EGGS FARM	DOZ	75.00	80.88	78.00	77.00	75.29	74.00	75.00	75.00	72.50	75.00
MUSTARD OIL AV.QLTY.	KG.	232.50	240.00	245.00	210.00	188.93	170.00	170.00	180.00	155.00	190.00
COOKING OIL (DALDA)	2.5LTR	540.00	540.00	540.00	540.00	535.00	530.00	545.00	515.00	545.00	545.00
COOKING OIL (PAKWAN) OTHER BRAND SPECIFY	2.5 LTR	443.33	452.50	445.00	450.00	545.00	510.00	530.00	530.00	505.00	525.00
VEGETABLE GHEE TIN	2.5KG.	510.00	510.00	510.00	510.00	505.00	510.00	505.00	505.00	505.00	510.00
VEGETABLE GHEE (LOOSE)	KG.	163.08	168.75	156.00	170.00	159.57	200.00	155.00	155.00	150.00	150.50
DATES AV.QLTY.	KG.	205.00	228.75	210.00	205.00	211.79	195.00	152.50	160.00	190.00	200.00
PISTACHIO AV.QLTY.	50 GM.	138.33	145.00	162.50	145.00	107.86	135.00	120.00	130.00	150.00	77.50
ALMONDS WHOLE AV.QLTY.	KG.	510.42	520.00	440.00	490.00	575.00	550.00	275.00	300.00	450.00	425.00
COCONUT DRY AV.QLTY.	KG.	277.50	302.50	325.00	305.00	228.93	310.00	300.00	300.00	270.00	250.00
RAISINS AV.QLTY.	50 GM.	21.00	23.25	21.00	22.50	30.43	20.00	17.50	16.50	20.00	21.25
GROUNDNUTS (WITH SHELL)	KG.	173.33	190.00	155.00	210.00	265.00	250.00	180.00	180.00	190.00	200.00
MALTA/MOSAMBI	DOZ	0.00	0.00	0.00	0.00	0.00	0.00	0.00	0.00	0.00	0.00
KINNU	DOZ	171.67	208.75	210.00	135.00	158.57	220.00	110.00	110.00	160.00	110.00
APPLE	KG	115.83	143.75	145.00	95.00	194.29	75.00	135.00	145.00	85.00	135.00
ALOO BUKHARA	KG	160.00	180.00	155.00	170.00	135.00	135.00	100.00	100.00	160.00	180.00
POMEGRANATE (ANNAR)	KG	0.00	0.00	0.00	0.00	0.00	0.00	0.00	0.00	0.00	0.00
GRAPES	KG	0.00	0.00	0.00	0.00	0.00	0.00	0.00	0.00	0.00	0.00
BANANAS	DOZ	179.17	220.63	145.00	140.00	88.57	110.00	95.00	80.00	90.00	65.00
MANGO KALMI	KG	91.67	120.00	110.00	77.50	110.00	125.00	95.00	100.00	100.00	90.00
GUAVA	KG	0.00	0.00	0.00	0.00	0.00	0.00	0.00	0.00	0.00	0.00

Contd.

7.11 Intercity Consumer Prices May, 2014

Description	Unit	Rawalpindi	Islamabad	Attock	Jhelum	Lahore	Sahiwal	Gujran-wala	Wazirabad	Sialkot	Faisal-abad
WATERMELON (TURBOOZ)	KG	27.92	31.25	27.50	35.00	28.21	27.50	22.50	22.50	30.00	22.50
MUSKMELON (KHARBOOZA)	KG	42.50	65.00	45.00	45.00	56.43	45.00	55.00	50.00	50.00	38.75
SWEETMELON (GARMA)	KG	0.00	0.00	0.00	0.00	0.00	0.00	0.00	0.00	0.00	0.00
PULSE MASOOR (WHOLE)	KG.	126.25	138.13	117.50	105.00	147.32	130.00	105.00	100.00	120.00	135.00
PULSE MASOOR (WASHED)	KG.	126.88	141.25	117.50	125.00	157.32	135.00	150.00	150.00	125.00	147.75
PULSE MOONG (WASHED)	KG.	161.67	172.50	165.00	165.00	160.71	150.00	160.00	160.00	140.00	151.50
PULSE MASH (WASHED)	KG.	149.58	154.38	150.00	162.50	143.57	147.50	160.00	150.00	145.00	160.00
PULSE GRAM	KG.	75.83	88.75	72.00	70.00	66.07	65.00	62.50	65.00	60.00	68.25
GRAM WHOLE BLACK AV.QLTY.	KG.	76.25	85.00	67.00	70.00	62.21	70.00	65.00	65.00	58.00	67.00
GRAM WHOLE YELLOW AV.QLTY	KG.	113.75	123.75	102.50	102.50	75.00	120.00	97.50	100.00	100.00	91.25
BEANS (LAL LOBIA)	KG.	164.58	172.50	160.00	155.00	196.43	180.00	142.50	150.00	150.00	130.00
POTATOES	KG	63.33	72.50	55.00	60.00	61.43	67.50	52.50	60.00	60.00	66.25
ONION	KG	42.92	53.44	30.00	40.00	31.96	31.00	32.50	40.00	40.00	32.50
TURNIP	KG	0.00	0.00	0.00	0.00	0.00	0.00	0.00	0.00	0.00	0.00
RADISH	KG	0.00	0.00	0.00	0.00	0.00	0.00	0.00	0.00	0.00	0.00
TOMATOES	KG	32.50	41.56	25.00	27.50	26.79	22.50	20.00	20.00	27.50	22.50
CABBAGE	KG	0.00	0.00	0.00	0.00	0.00	0.00	0.00	0.00	0.00	0.00
CAULIFLOWER	KG	0.00	0.00	0.00	0.00	0.00	0.00	0.00	0.00	0.00	0.00
BRINJAL	KG	37.08	45.00	20.00	22.50	27.86	22.50	20.00	20.00	30.00	36.25
PUMPKIN	KG	36.25	38.75	37.50	30.00	28.21	32.50	18.00	18.00	40.00	18.75
BOTTLEGOURD	KG	56.25	62.50	35.00	45.00	33.04	40.00	35.00	30.00	50.00	41.25
LADY FINGER	KG	64.17	74.38	60.00	70.00	88.93	47.50	80.00	80.00	90.00	60.00
PEAS	KG	0.00	0.00	0.00	0.00	0.00	0.00	0.00	0.00	0.00	0.00
SPINACH	KG	0.00	0.00	0.00	0.00	0.00	0.00	0.00	0.00	0.00	0.00
TINDA	KG	60.83	66.88	30.00	35.00	74.64	50.00	80.00	80.00	60.00	65.00
TURAI	KG	67.92	73.75	75.00	85.00	89.64	90.00	50.00	80.00	100.00	70.00
KARAILA	KG	75.00	76.25	50.00	35.00	56.43	45.00	50.00	50.00	35.00	60.00
ARVI	KG	0.00	0.00	0.00	0.00	0.00	0.00	0.00	0.00	0.00	0.00
CHILLIES GREEN	KG	69.17	93.75	50.00	42.50	77.50	55.00	50.00	50.00	100.00	62.50
CARROT	KG	0.00	0.00	0.00	0.00	0.00	0.00	0.00	0.00	0.00	0.00
COCUMBER (KHEERA)	KG	32.92	38.75	20.00	22.50	38.39	20.00	20.00	20.00	25.00	21.25
LEMON	250GM	53.75	69.38	75.00	75.00	60.71	26.25	20.00	20.00	80.00	46.25
SUGAR REFINED	KG.	53.75	59.13	53.50	55.50	54.29	50.00	51.00	52.00	50.00	50.50
GUR AV.QLTY	KG.	90.83	105.00	92.50	95.00	78.93	72.50	82.50	80.00	77.50	76.25
HONEY LANGANESE 500 GM.	BOTTLE	841.67	855.00	805.00	830.00	830.00	680.00	780.00	780.00	650.00	790.00
MILO 200 GM.	BOTTLE	166.50	166.50	166.50	166.50	190.00	220.00	173.33	173.33	222.00	200.00
CUSTARD POWDER RAFHAN 300 GM.	PKT	70.00	70.00	70.00	70.00	75.00	75.00	75.00	75.00	72.50	75.00
TOFFEE (HILAL)	EACH	1.00	1.00	1.00	1.00	1.00	2.00	1.00	1.00	1.00	2.00
CHOWKELATE CANDY (SMALL SIZE)	EACH	5.00	5.00	5.00	5.00	5.00	5.00	5.00	5.00	5.00	5.00
SWEETMEAT (MIXED)	KG	333.75	352.50	270.00	330.00	261.43	340.00	340.00	250.00	250.00	250.00
ICE CREAM WALLS	CUP.	40.00	40.00	40.00	40.00	40.00	40.00	40.00	40.00	40.00	40.00
ICE	KG	17.50	17.50	12.50	17.50	10.00	10.00	10.00	10.00	10.00	10.00
JAM AHMED/MITCHELLES	BOTTLE	130.00	130.00	130.00	130.00	135.00	130.00	120.00	120.00	115.00	130.00
SQUASH-MITCHELLES	BOTTLE	150.00	150.00	150.00	150.00	150.00	150.00	140.00	140.00	135.00	150.00
ROOH AFZA	BOTTLE	140.00	140.00	140.00	140.00	140.00	150.00	140.00	140.00	150.00	150.00
JAM-E-SHIREEN	BOTTLE	150.00	150.00	150.00	150.00	150.00	145.00	145.00	145.00	150.00	150.00
SAUNF	50 GM	19.00	19.00	15.50	17.50	20.00	15.00	15.00	15.00	17.50	15.75
CINAMON LOOSE AV. QLTY	50 GM.	18.92	18.88	19.00	27.50	20.14	20.00	13.00	16.00	20.00	27.50
CUMINSEED WHITE NATIONAL	50 GM.	52.00	52.00	52.00	52.00	50.00	50.00	52.00	52.00	50.00	52.00
PEPPER BLACK NATIONAL	50 GM.	96.00	96.00	96.00	96.00	96.00	96.00	96.00	96.00	96.00	96.00
CLOVES LOOSE AV.QLTY	50 GM.	94.58	97.50	117.50	95.00	108.04	110.00	100.00	100.00	95.00	98.25
CARDAMOM LARGE LOOSE AV.QLTY	50 GM.	120.00	121.25	122.50	135.00	148.21	140.00	130.00	130.00	105.00	102.50
CARDAMOM SMALL AV.QLTY	50 GM.	114.17	127.50	102.50	105.00	100.36	140.00	100.00	100.00	95.00	77.50
SALT-POWDERED (LAHORI) LOOSE	KG.	10.83	11.00	9.00	12.00	10.00	10.00	10.00	10.00	9.00	8.50

Contd.

7.11 Intercity Consumer Prices May, 2014

Description	Unit	Rawalpindi	Islamabad	Attock	Jehlum	Lahore	Sahiwal	Gujran-wala	Wazirabad	Sialkot	Faisal-abad
SALT POWDERED (NATIONAL/SHAN)	PKT	25.00	25.00	25.00	25.00	25.00	25.00	25.00	25.00	20.00	25.00
CHILLIES POWD.NATIONAL 200GM	PKT	105.00	105.00	105.00	105.00	105.00	105.00	105.00	105.00	105.00	105.00
CHILLIES POWDER LOOS	KG.	233.33	248.75	210.00	210.00	209.29	200.00	200.00	200.00	225.00	205.00
CORRIANDER SEED POWD.NATIONAL	PKT	88.00	88.00	88.00	88.00	78.00	78.00	88.00	88.00	78.00	88.00
CORRIANDER SEED (LOOSE)	KG.	216.25	228.75	250.00	275.00	295.36	280.00	240.00	260.00	200.00	230.00
TURMERIC POWD.NATIONAL 50GM	PKT.	35.00	35.00	35.00	35.00	35.00	35.00	35.00	35.00	35.00	35.00
CURRY POWD. NATIONAL 200 GM	PKT.	87.00	87.00	87.00	87.00	86.00	86.00	87.00	87.00	86.00	87.00
TOMATO KETCHUP AHMED/MITCHL	BOTTLE	80.00	80.00	80.00	85.00	75.00	85.00	80.00	80.00	75.00	85.00
PICKLES AHMED/MITCHELLES	BOTTLE	105.00	105.00	105.00	100.00	95.00	95.00	90.00	90.00	90.00	110.00
VINEGAR SYNTHETIC (SIRKA)	BOTTLE	85.00	85.00	77.50	75.00	70.00	80.00	70.00	70.00	70.00	95.00
GARLIC	KG	142.92	170.00	100.00	113.75	117.86	110.00	105.00	110.00	120.00	110.00
GINGER	KG	310.00	326.25	285.00	290.00	277.86	290.00	250.00	250.00	375.00	235.00
TAPAL DANEDAR TEA 200GM PACKET	PKT	113.68	113.68	113.68	113.68	113.68	113.68	131.58	131.58	113.68	113.68
TEA LIPTON YELLOW LABEL 200GM.	PKT.	124.21	124.21	124.21	124.21	124.21	124.21	124.21	124.21	124.21	124.21
TEA LOOSE KENYA AV.QLTY 250GM.	PKT.	131.79	132.50	147.50	135.00	125.00	145.00	150.00	125.00	110.00	145.75
COFFEE-NESCAFE 75 GM. **	BOTTLE	325.00	325.00	325.00	332.50	300.00	330.00	280.00	280.00	275.00	320.00
COLD DRINK (STANDARD SIZ)	BOTTLE	25.00	25.00	20.00	25.00	22.00	24.25	20.00	20.00	20.00	25.00
FRUIT JUICE TETRA PACK	PKT.	17.50	17.50	15.00	17.50	20.00	18.00	21.50	21.50	15.00	20.00
MINERAL WATER NESTLE 1.5 LTR	BOTTLE	45.00	45.00	45.00	45.00	45.00	45.00	45.00	45.00	45.00	45.00
CIGARETTES K-2 10'S **	PKT	39.00	39.00	40.00	39.00	40.00	38.00	40.00	40.00	40.00	40.00
CIGARETTES CAPSTAN 10'S **	PKT	41.00	41.00	40.00	41.00	40.00	40.00	40.00	40.00	40.00	40.00
CIGARETTES GOLD LEAF 20'S	PKT	92.50	92.50	90.00	92.50	90.00	90.00	90.00	90.00	90.00	90.00
CIGARETTES MORVEN GOLD 20'S	PKT	42.00	42.00	40.00	42.00	40.00	42.00	40.00	40.00	40.00	40.00
BETEL LEAVES	50GM.	83.75	85.63	87.50	65.00	78.21	60.00	80.00	80.00	60.00	75.00
BETEL NUTS	KG.	405.00	435.00	410.00	265.00	322.86	250.00	250.00	270.00	290.00	280.00
LONG CLOTH 57" GUL AHMED/AL-KARAM	METER	165.00	175.00	165.00	245.00	247.14	222.50	137.50	150.00	117.50	237.50
SHIRTING AV.QLTY.	METER	155.00	162.50	155.00	155.00	118.57	245.00	175.00	140.00	165.00	125.00
PANT CLOTH W & WEAR AV.QLTY	METER	367.50	367.50	370.00	375.00	277.14	400.00	355.00	312.50	215.00	437.50
LAWN PRINTED GUL AHMED/AL-KARAM	METER	230.00	245.00	230.00	215.00	261.07	270.00	192.50	187.50	177.50	240.00
GEORGETTE AV.QLTY	METER	142.50	145.00	145.00	142.50	110.54	110.00	132.50	115.00	120.00	102.50
LINEN AV.QLTY ***	METER	144.17	151.25	142.50	145.00	160.18	205.00	112.50	100.00	120.00	140.00
HEAVY WT SUITING LAWERNCPUR AVG QLTY	METER	1425.00	1425.00	1425.00	1425.00	1175.00	1050.00	1050.00	1050.00	925.00	1375.00
HEAVY WT SUITING LAWERNCPUR SUP QLTY	METER	1825.00	1825.00	1825.00	1825.00	1475.00	1200.00	2350.00	2350.00	950.00	1525.00
TROPICAL SUITING LAW.PUR	METER	1225.00	1225.00	1225.00	1225.00	825.00	950.00	925.00	925.00	800.00	1100.00
PANT BOY 24"/26" LENGTH.	EACH	525.00	550.00	537.50	462.50	350.71	537.50	625.00	525.00	380.00	400.00
SHIRT BOY 24"/26" LENGTH	EACH	359.58	375.00	362.50	362.50	331.79	387.50	425.00	350.00	355.00	277.50
SCHOOL UNI. PANT,SHIRT BOYS	SUIT	510.00	545.63	525.00	540.00	523.21	700.00	975.00	925.00	625.00	475.00
SCHOOL UNI. KAMEEZ,SHAL.BOYS	SUIT	507.92	550.00	512.50	482.50	448.21	475.00	925.00	925.00	625.00	475.00
SCHOOL UNI. KAMEEZ,SHAL.GIRL	SUIT	475.00	471.88	485.00	455.00	471.43	437.50	925.00	900.00	575.00	562.50
FROCK W/WEAR GIRLS	EACH	1733.33	1768.75	1750.00	1050.00	842.86	1100.00	925.00	825.00	625.00	675.00
AWAMI-SUIT W & W(BOY) 24"/26	SUIT	1683.33	1725.00	1675.00	1225.00	835.71	1125.00	1125.00	1050.00	825.00	556.25
AWAMI-SUIT W&W (GENTS)AV.QLTY	SUIT	1645.83	1712.50	1625.00	1525.00	850.00	1550.00	1125.00	1050.00	950.00	837.50
PULLOVER GENTS OXFORD/BON.	EACH	2650.00	2650.00	2650.00	2835.00	2475.00	2675.00	3050.00	3050.00	2780.00	3100.00
PULLOVER LADIES OXFORD/BON.	EACH	2650.00	2650.00	2650.00	2575.00	2525.00	2540.00	2850.00	2850.00	2780.00	2500.00
PULLOVER (GENTS) OTHERS A.QLTY	EACH	1041.67	1056.25	1100.00	875.00	825.00	800.00	525.00	550.00	650.00	662.50
SECOND-HAND COAT FOR MEN	EACH	460.42	500.00	375.00	412.50	576.79	300.00	500.00	400.00	475.00	390.00
SECONDHAND SWEETER FOR MEN DUP QLTY	EACH	270.83	0.00	210.00	162.50	467.86	250.00	575.00	475.00	287.50	212.50
SECONDHAND WINTER JACKET	EACH	525.00	0.00	425.00	450.00	617.86	350.00	600.00	525.00	325.00	375.00
UNDERWEAR AV.QLTY MEDIUM SIZE	EACH	175.83	179.38	155.00	182.50	120.00	150.00	125.00	122.50	100.00	75.00
VEST FOR MEN AV.QLTY.	EACH	179.17	173.13	145.00	182.50	125.36	150.00	125.00	105.00	112.50	110.00
VEST/SHAMEEZ (WOMEN) AVG. QLTY	EACH	188.33	201.25	170.00	145.00	149.29	150.00	142.50	130.00	125.00	112.50
SOCKS NYLON (PAKISTANI)	PAIR	89.58	102.50	77.50	87.50	90.71	95.00	110.00	80.00	65.00	65.00
BRASSIER AV.QLTY.	EACH	213.33	214.38	190.00	105.00	125.36	210.00	172.50	127.50	175.00	112.50
BRASSIER SUP QLTY	EACH	473.75	529.38	475.00	305.00	607.14	542.50	335.00	270.00	425.00	340.00

Contd.

7.11 Intercity Consumer Prices May, 2014

Description	Unit	Rawalpindi	Islamabad	Attock	Jehlum	Lahore	Sahiwal	Gujran-wala	Wazirabad	Sialkot	Faisal-abad
DOPATTA GEORGETTE AV.QLTY.	EACH	327.92	338.13	310.00	322.50	317.86	275.00	275.00	235.00	275.00	231.25
DOPATTA COTTON AV GLTY	EACH	291.67	312.50	255.00	225.00	158.57	190.00	185.00	180.00	225.00	171.25
CHADDAR (W/WEAR) (2x2.5 MTR)	EACH	363.33	393.75	362.50	395.00	329.46	375.00	275.00	270.00	275.00	331.25
LUNGI/DHOTI(COTTON) AVG. QLTY	EACH	380.83	395.63	355.00	205.00	231.07	375.00	205.00	250.00	195.00	262.50
HANDKERCHIEF AVG. QLTY PAK	EACH	25.83	27.50	27.50	22.50	25.71	50.00	50.00	40.00	30.00	32.50
HANDKERCHIEF SUP. QLTY PAK	EACH	37.08	37.50	32.50	32.50	37.50	75.00	75.00	60.00	42.50	55.00
GLOVES AV QLTY	PAIR	142.50	147.50	145.00	110.00	73.21	105.00	105.00	70.00	75.00	70.00
AZARBAND COTTON AVG. QLTY	EACH	15.00	15.00	17.50	22.50	15.36	17.50	25.00	25.00	10.00	13.50
SEWING THREAD/REEL(ASLI PARI)	EACH	9.00	9.00	7.50	9.00	6.00	6.00	6.00	6.00	5.00	5.50
WASHING CHARGES PAINT & SHIRT	SUIT	90.00	90.00	90.00	175.00	53.21	130.00	172.50	140.00	150.00	65.00
DRY CLEANING SUIT COAT PANT	SUIT	533.33	575.00	280.00	475.00	370.00	337.50	375.00	350.00	350.00	307.50
WASHING CH. (KAMIZ-SHALWAR)	PAIR	90.00	90.00	60.00	90.00	51.07	80.00	120.00	90.00	90.00	65.00
TAILORING SHIRT	EACH	366.67	387.50	275.00	475.00	333.04	400.00	300.00	350.00	275.00	275.00
TAILORING CHARGES PANT (MEN)	EACH	762.50	812.50	475.00	650.00	478.57	675.00	425.00	550.00	550.00	450.00
TAILORING COAT-PANT SUIT	SUIT	3466.67	3562.50	2900.00	3150.00	4360.71	4250.00	3050.00	3000.00	3250.00	3250.00
TAILORING AWAMI-SUIT (MALE)	SUIT	533.33	587.50	425.00	512.50	462.50	575.00	475.00	500.00	400.00	450.00
TAILORING SUIT FEMALE	SUIT	458.33	506.25	335.00	475.00	439.29	350.00	425.00	400.00	437.50	375.00
GENTS SHOES PAUL BATA	PAIR	1199.00	1199.00	1199.00	1199.00	1199.00	1199.00	1199.00	1199.00	1199.00	1199.00
GENTS SANDAL BATA	PAIR	699.00	699.00	699.00	699.00	699.00	699.00	699.00	699.00	699.00	699.00
GENTS SPOUNG CHAPPAL BATA	PAIR	179.00	179.00	179.00	179.00	179.00	179.00	179.00	179.00	179.00	179.00
LADIES SANDAL BATA	PAIR	499.00	499.00	499.00	499.00	499.00	499.00	499.00	499.00	499.00	499.00
LADIES SPOUNG CHAPPAL BATA	PAIR	179.00	179.00	179.00	179.00	179.00	179.00	179.00	179.00	179.00	179.00
CHILD SHOE POWER LITE BATA	PAIR	599.00	599.00	599.00	599.00	599.00	599.00	599.00	599.00	599.00	599.00
GENTS SHOE, ART 1109 SERVICE	PAIR	999.00	999.00	999.00	999.00	999.00	999.00	999.00	999.00	999.00	999.00
NYLON JOGGER 27 SIZE 2-5 ***	PAIR	1299.00	1299.00	1299.00	1299.00	1299.00	1299.00	1299.00	1299.00	1299.00	1299.00
CHINA FOOT WEAR AV. QLTY (MALE) *	PAIR	925.00	975.00	825.00	825.00	744.64	450.00	450.00	600.00	475.00	512.50
CHINA FOOT WEAR AV. QLTY (FEMALE) *	PAIR	825.00	875.00	825.00	675.00	637.50	500.00	350.00	450.00	325.00	287.50
CHINA FOOT WEAR AV. QLTY (CHILDREN) *	PAIR	783.33	825.00	625.00	675.00	483.93	450.00	320.00	350.00	325.00	243.75
SHOE REPAIR HALF SOLE	PAIR	105.83	105.00	105.00	110.00	105.00	100.00	95.00	100.00	60.00	117.50
SHOES POLISH CHARGES AVERAGE SHOP	PAIR	20.00	20.00	20.00	20.00	15.00	15.00	15.00	15.00	10.00	15.00
HOUSE RENT (combined)	MONTH	11778.00	42234.00	4009.00	5402.00	11975.00	6627.00	4695.00	2882.00	5526.00	5009.00
rent 2	pm	11778.00	42234.00	4009.00	5402.00	11975.00	6627.00	4695.00	2882.00	5526.00	5009.00
RENT3	PM	11778.00	42234.00	4009.00	5402.00	11975.00	6627.00	4695.00	2882.00	5526.00	5009.00
RENT4	PM	11778.00	42234.00	4009.00	5402.00	11975.00	6627.00	4695.00	2882.00	5526.00	5009.00
RENT5	PM	11778.00	42234.00	4009.00	5402.00	11975.00	6627.00	4695.00	2882.00	5526.00	5009.00
RENT6	PM	11778.00	42234.00	4009.00	5402.00	11975.00	6627.00	4695.00	2882.00	5526.00	5009.00
SYNTHETIC ENEMAL ROBIALAC BALTI 3.64 LTR.	EACH	1710.00	1710.00	1730.00	1725.00	1935.00	1650.00	1790.00	1790.00	1790.00	1720.00
SYNTHETIC ENEMAL ICI BALTI 3.64 LTR.	EACH	1790.00	1790.00	1850.00	1775.00	1935.00	2050.00	1800.00	1815.00	1815.00	1785.00
CEMENT (LOCAL) SPECIFY BRAND NAME	BAG	510.00	512.50	500.00	510.00	515.00	500.00	515.00	500.00	510.00	505.00
BRICKS (NEW) IST CLASS	P/1000	8400.00	8400.00	8450.00	6450.00	7703.57	5400.00	7800.00	7500.00	7200.00	6200.00
CEMENT BLOCKS (6"x8"x12")	P/100	0.00	0.00	0.00	0.00	0.00	0.00	0.00	0.00	0.00	0.00
BAJREE	100CFT	3650.00	3650.00	3525.00	3450.00	5535.71	5000.00	5100.00	5000.00	5000.00	4500.00
SAND (BLACK PIT SAND)	K100CFT	2850.00	2850.00	1475.00	2100.00	2207.14	3000.00	2450.00	1600.00	3350.00	2000.00
TIMBER SHESHAM LOG IST QUALITY	cubmt.	60917.50	60917.50	60917.50	60767.50	62750.00	52942.25	50323.50	52111.00	39500.00	63558.00
IRON BAR (M.S. BAR) 1/2"	P/TON	78500.00	78500.00	75750.00	77000.00	72000.00	74000.00	75000.00	76000.00	76000.00	73750.00
CARPANTER WAGE RATE	P/DAY	900.00	950.00	675.00	700.00	730.36	675.00	737.50	650.00	700.00	600.00
MASON (RAJ) WAGE RATE	P/DAY	900.00	950.00	675.00	700.00	762.50	675.00	825.00	750.00	825.00	800.00
UNSKILLED LABOUR WAGE RATE	P/DAY	525.00	550.00	400.00	400.00	500.00	400.00	475.00	400.00	475.00	475.00
PLUMBER WAGE RSTE	P/DAY	900.00	950.00	675.00	700.00	726.79	0.00	675.00	600.00	0.00	625.00
ELECTICIAN WAGE RATE PER DAY **	P/DAY	0.00	0.00	0.00	0.00	730.36	0.00	700.00	600.00	0.00	0.00
ELECTICIAN WAGE RATE PER POINT **	P/PNT	155.00	170.00	110.00	135.00	125.00	100.00	127.50	130.00	127.50	115.00
WATER CHARGES PER HOUSE	P/MONTH	139.00	96.00	80.00	80.00	300.00	30.00	100.00	70.00	100.00	128.75
ELECT.CHARGES UPTO 50 UNITS	P/UNIT	2.00	2.00	2.00	2.00	2.00	2.00	2.00	2.00	2.00	2.00

Contd.

7.11 Intercity Consumer Prices May, 2014

Description	Unit	Rawalpindi	Islamabad	Attock	Jehlum	Lahore	Sahiwal	Gujran-wala	Wazirabad	Sialkot	Faisal-abad
ELECT.CHARGES 01 - 100 UNIT	P/UNIT	5.79	5.79	5.79	5.79	5.79	5.79	5.79	5.79	5.79	5.79
ELECT.CHARGES 101 - 300 UNIT	P/UNIT	9.70	9.70	9.70	9.70	9.70	9.70	9.70	9.70	9.70	9.70
ELECT.CHARGES 301 - 1000 UNIT	P/UNIT	15.27	15.27	15.27	15.27	15.27	15.27	15.27	15.27	15.27	15.27
ELECT.CHARGES ABOVE 1000 UNIT	P/UNIT	17.41	17.41	17.41	17.41	17.41	17.41	17.41	17.41	17.41	17.41
ELEC	PM	10.03	10.03	10.03	10.03	10.03	10.03	10.03	10.03	10.03	10.03
GAS CHRGR upto 3.3719 MMBUT	MMBTU	124.18	124.18	124.18	124.18	124.18	124.18	124.18	124.18	124.18	124.18
GAS CHRGR 3.3719 - 6.7438 MMBUT	MMBTU	248.37	248.37	248.37	248.37	248.37	248.37	248.37	248.37	248.37	248.37
GAS CHRGR 6.7438 - 10.1157 MMBUT	MMBTU	248.37	248.37	248.37	248.37	248.37	248.37	248.37	248.37	248.37	248.37
GAS CHRGR10.1157 - 13.4876 MMBUT	MMBTU	620.91	620.91	620.91	620.91	620.91	620.91	620.91	620.91	620.91	620.91
GAS	PM	620.91	620.91	620.91	620.91	620.91	620.91	620.91	620.91	620.91	620.91
GAS	PM	372.55	372.55	372.55	372.55	372.55	372.55	372.55	372.55	372.55	372.55
KEROSENE OIL	LTR	126.25	126.25	122.50	115.00	112.50	108.00	124.50	125.00	121.00	103.00
FIREWOOD WHOLE	40 KG.	683.33	760.00	465.00	600.00	703.21	500.00	700.00	550.00	625.00	600.00
CHAIR SHESHAM WOOD WITH ARMS **	EACH	3258.33	3387.50	2600.00	2100.00	1471.43	2700.00	2250.00	2200.00	1850.00	1450.00
CHAIR PLASTIC (CHAIRMAN) AVERAGE QUALITY	EACH	675.00	675.00	675.00	825.00	725.00	775.00	525.00	500.00	465.00	725.00
TABLE SHESHAM WOOD (4X2X5") ***	EACH	4908.33	4950.00	4100.00	3400.00	8785.71	6500.00	10250.00	10250.00	6500.00	4750.00
SOFASET WOODEN WITH FOAM SEAT **	SET	17875.00	20000.00	16500.00	14750.00	15482.14	23000.00	17750.00	20000.00	12500.00	17500.00
COT IRON (WITH NIWAR)AV.QLTY.	EACH	1966.67	2087.50	1800.00	1550.00	2500.00	2200.00	1650.00	1700.00	1550.00	1550.00
ALMIRAH (STEEL) 6'X3' 20 GUAGE	EACH	8150.00	8250.00	7700.00	7750.00	9964.29	12000.00	9300.00	9000.00	7900.00	9550.00
DINNING TABLE 6 CHAIRS A.QLTY	SET	18666.67	21562.50	17000.00	18250.00	17357.14	27000.00	22000.00	24000.00	13100.00	17500.00
SINGLE BED WITHOUT FOAM MED.	EACH	4583.33	4712.50	4250.00	4750.00	7928.57	9000.00	8750.00	9000.00	5050.00	4350.00
MATRESS SINGLE(4"THICK)	EACH	4675.00	4675.00	4675.00	4800.00	4600.00	5000.00	4300.00	4700.00	3250.00	4970.00
FARSHI DARI 12'X9' AV.QLTY	EACH	1766.67	1793.75	1550.00	1025.00	1607.14	1200.00	925.00	925.00	925.00	1125.00
DARI COTTON (6'x2 1/2') AV.QL	EACH	831.67	846.88	687.50	350.00	459.64	1000.00	450.00	450.00	387.50	512.50
CARPET PLAIN AV. QLTY	SQFT.	28.92	29.00	25.50	32.50	25.00	35.00	37.50	41.00	35.00	57.50
QUILT (LIHAF) 3 KG. COTTON	EACH	975.00	1031.25	875.00	625.00	1039.29	1200.00	1025.00	1050.00	725.00	1000.00
BLANKET (90" x 54")	EACH	3416.67	3450.00	3100.00	2750.00	5000.00	3500.00	2900.00	2500.00	2300.00	4750.00
BEDSHEET SINGLE BED SUP.QLTY	EACH	420.83	421.25	412.50	475.00	546.43	550.00	475.00	375.00	360.00	825.00
BED SHEET DOUBLE WITH TWO PILLOW COVERS SUP QLTY	SET	1027.08	1062.50	975.00	1025.00	932.14	1000.00	1150.00	800.00	1100.00	1625.00
TOWEL(3'x2') AV. QALTY	EACH	313.33	321.25	240.00	262.50	192.86	300.00	175.00	175.00	105.00	180.00
CEILING FAN 48" SUPER QLTY **	EACH	3175.00	3175.00	3275.00	2800.00	2650.00	3495.00	2700.00	2400.00	2400.00	2895.00
PEDESTAL FAN 22" SUPER QLTY	EACH	3475.00	3475.00	3700.00	3525.00	3600.00	5260.00	4100.00	3500.00	3300.00	4500.00
REFG. DAWLENCE 10 CFT. D.DOOR	EACH	29400.00	29400.00	29400.00	30000.00	34000.00	29900.00	29000.00	29000.00	34500.00	29100.00
D-FREEZER WAVES 8 CFT.	EACH	28200.00	28200.00	29000.00	28200.00	28000.00	28500.00	29000.00	29000.00	25500.00	27000.00
AIRCONDITIONER 1.5 TON PEL	EACH	41000.00	41000.00	41000.00	42400.00	40000.00	42000.00	40000.00	40000.00	30000.00	41000.00
SPLIT AIR CONDITIONER 1.5 TON (SPECIFY BRAND NAME)	EACH	41500.00	41500.00	41000.00	42500.00	47000.00	45800.00	40000.00	40000.00	41000.00	41000.00
AIRCOOLER SUPER ASIA	EACH	8500.00	8500.00	11600.00	12250.00	12500.00	10000.00	10000.00	11500.00	10000.00	12000.00
WASHING MACHINE SINGER	EACH	15450.00	15450.00	15600.00	15450.00	15450.00	15600.00	15600.00	15600.00	15600.00	15500.00
SEWING MACHINE(SINGER)	EACH	5860.00	5860.00	5860.00	5860.00	6200.00	6260.00	5710.00	5710.00	5860.00	5860.00
GIZER LARGE SIZE 30 GALLON CAPACITY SUP QLTY	EACH	19900.00	19900.00	19900.00	13750.00	19400.00	19900.00	13200.00	19400.00	13750.00	19500.00
GAS BURNER DOUBLE SPFY.BRAND	EACH	1920.83	2050.00	1750.00	1850.00	1350.00	1250.00	1300.00	1350.00	1250.00	1550.00
ELECT. IRON PHILIPS MDL.1120	EACH	1750.00	1750.00	1750.00	1725.00	1300.00	2200.00	2100.00	2100.00	1450.00	1780.00
ELECTRIC JUICER FOR APPLE	EACH	7458.33	7462.50	7100.00	7350.00	9500.00	10000.00	4200.00	4200.00	6000.00	5750.00
S.STEEL DEGHCHI MEDIUM SIZE ***	EACH	641.67	650.00	515.00	612.50	657.14	450.00	1185.00	600.00	430.00	575.00
ALUMINIUM COOKING PAN (DEGCHI) MED SIZE	EACH	577.08	612.50	490.00	575.00	500.00	450.00	928.00	480.00	460.00	475.00
NON STICK COOKING PAN (DEGCHI) SUP. QLTY	EACH	985.42	1012.50	725.00	925.00	957.14	1050.00	1550.00	1500.00	675.00	1075.00
FRYING PAN STEEL AVG. QLTY MED. SIZE	EACH	462.50	487.50	375.00	375.00	517.86	390.00	575.00	500.00	310.00	312.50
TAWA IORN (MEDIUM SIZE) AVG. QLTY	EACH	290.00	323.75	240.00	255.00	396.43	250.00	412.50	275.00	275.00	225.00
S.STEEL PLATE A.QLTY.(M.SIZE)	EACH	85.83	82.50	72.50	55.00	78.93	60.00	110.00	80.00	67.50	57.50
TABLE SPOON S.STEEL SUP.QLTY.	DOZEN	386.25	384.38	290.00	375.00	366.07	450.00	575.00	350.00	305.00	325.00
WATER SET JUG+6 GLASSES (OMROC)	SET	406.67	410.00	362.50	385.00	528.57	400.00	350.00	350.00	737.50	725.00
TEA SET PAK. CHINAWARE 21 PCS.	SET	2229.17	2250.00	1900.00	1825.00	1421.43	2200.00	1550.00	1425.00	1025.00	1500.00
DINNER SET PLASTIC 72 PIECES SUPERIOR QLTY	SET	7408.33	7650.00	6650.00	4250.00	5785.71	5500.00	5900.00	5500.00	2750.00	8250.00
HOTPOT SET PLASTIC 3 PCS.	SET	1616.67	1625.00	1450.00	1375.00	1510.71	1250.00	1150.00	825.00	825.00	1212.50

Contd.

7.11 Intercity Consumer Prices May, 2014

Description	Unit	Rawalpindi	Islamabad	Attock	Jhelum	Lahore	Sahiwal	Gujran-wala	Wazirabad	Sialkot	Faisal-abad
BUCKET(BALT) PLASTIC MED.SIZ	EACH	257.50	273.75	245.00	315.00	400.00	300.00	300.00	250.00	205.00	325.00
LOTA PLASTIC (MED SIZE) AVERAGE QUALITY	EACH	62.92	73.13	42.50	37.50	49.64	75.00	40.00	30.00	35.00	40.00
PRESURE COOKER 4 LTR.	EACH	1675.00	1675.00	1575.00	1625.00	1520.00	1200.00	1750.00	1750.00	912.50	1250.00
WATER COOLER 9/10 LTR.PLASTIC ***	EACH	605.42	625.00	475.00	512.50	412.50	600.00	700.00	612.50	345.00	675.00
THERMOS STARVAC 1 LTR	EACH	437.50	487.50	410.00	425.00	350.00	450.00	500.00	410.00	600.00	431.25
BULB PHILIPS 100-WATTS	EACH	30.00	30.00	27.50	30.00	35.00	33.50	28.00	28.00	25.00	25.00
TUBE LIGHT PHILIPS 40 WATTS	EACH	100.00	100.00	110.00	110.00	100.00	95.00	100.00	100.00	95.00	97.50
ELECTRIC BLUBS "0" WATTE LOCAL	EACH	27.50	27.50	27.50	25.00	15.00	25.00	18.00	18.00	20.00	20.00
ELECTRIC BLUB ENERGY SAVER 14 WATTS	EACH	167.50	167.50	165.00	167.50	165.00	160.00	155.00	155.00	155.00	162.50
WASHING SOAP 250 GMS SPECIFY BRAND NAME	EACH	40.00	40.00	40.00	40.00	40.00	40.00	30.00	38.00	20.00	25.00
SURF EXCEL 400 GMS POLY BAG	EACH	125.00	125.00	125.00	125.00	125.00	125.00	125.00	125.00	125.00	125.00
WASHING POWDER 1000 GRM	EACH	185.00	185.00	185.00	185.00	185.00	185.00	185.00	185.00	185.00	185.00
WASHING POWDER (WHEEL/ BONUS) 100 GRAMS	EACH	125.00	125.00	125.00	125.00	95.00	90.00	95.00	95.00	85.00	90.00
CLEANSER POWDER VIM 1000 GM	PKT.	72.22	72.22	72.22	72.22	72.22	66.67	66.67	66.67	66.67	72.22
FINIS 500 ML	BOTTLE	225.00	225.00	218.75	237.50	218.75	162.05	193.75	193.75	193.75	185.00
PHNYLE TYPHONE/FINIS/CARRANITE 3 LITRES	BOTTLE	163.64	163.64	147.27	163.64	145.00	135.00	130.00	130.00	120.00	145.00
HARPIC	BOTTLE	130.00	130.00	130.00	130.00	125.00	125.00	130.00	130.00	125.00	125.00
BOOT POLISH CHERRY/KIWI 50ML	EACH	100.00	100.00	100.00	100.00	88.89	80.00	100.00	100.00	100.00	100.00
ROBIN BLUE (35 GRAMS)	PKT.	45.00	45.00	45.00	45.00	45.00	45.00	40.00	40.00	40.00	45.00
TISSU PAPER PERFUMED 100 PCS.	PKT	100.00	100.00	100.00	100.00	110.00	90.00	90.00	90.00	90.00	90.00
TOILET PAPER ROLL (R.PETEL)	P/ROLL	38.00	38.00	38.00	38.00	35.00	35.00	35.00	35.00	35.00	35.00
BOOT POLISH LIQUID CHEERY BLOSSOM KIWI 75 ML	BOTTLE	140.00	140.00	135.00	140.00	135.00	140.00	140.00	140.00	120.00	140.00
MATCH BOX SMALL	EACH	1.00	1.00	1.00	1.00	1.00	2.00	1.00	1.00	1.00	1.50
DRY CELL 1.5 VOLT(LOCAL)	EACH	30.00	30.00	30.00	22.50	25.00	30.00	15.00	15.00	15.00	25.00
HAND STITCHING NEEDLE M.SIZE	PACKET	10.00	10.00	7.75	9.00	7.50	10.00	5.00	5.00	10.00	9.00
SEWING MACHINE NEEDLE (SINGER)	EACH	5.00	5.00	5.00	5.00	10.00	5.00	6.00	6.00	8.00	7.00
HOUSEHOLD SERVANT FEMALE P/T	P/MNTH	1525.00	1550.00	1100.00	1400.00	1792.86	1300.00	1550.00	1500.00	1050.00	2250.00
MARRIAGE HALL WITH FURNITURE	P/HEAD	132.08	136.88	125.00	125.00	118.21	150.00	105.00	105.00	77.50	130.00
SEPTRAN TABLETS	10TAB.	15.00	15.00	15.00	15.00	15.00	15.00	15.00	15.00	15.00	15.00
BRUFEN TABS 200-MG.	10TAB.	10.00	10.00	10.00	10.00	10.00	10.00	10.00	10.00	10.00	10.00
PANADOL TAB. EXTRA/PLAIN	10TAB.	10.00	10.00	10.00	10.00	10.00	10.00	10.00	10.00	10.00	10.00
DISPRIN TAB.	10TAB.	10.00	10.00	10.00	10.00	10.00	10.00	10.00	10.00	10.00	10.00
TRISIL TAB.	10 TAB	10.00	10.00	10.00	10.00	10.00	10.00	10.00	10.00	10.00	10.00
FLAGYL TAB. 200 MG.	10TAB.	10.00	10.00	10.00	10.00	10.00	10.00	10.00	10.00	10.00	10.00
VENTOLIN TAB. 2MG.	10TAB.	9.00	9.00	9.00	9.00	9.00	9.00	9.00	9.00	9.00	9.00
DAONIL TAB. 5 MG.	10TAB.	17.00	17.00	17.00	17.00	17.00	17.00	17.00	17.00	17.00	17.00
ENTOX TAB.	10TAB.	10.00	10.00	10.00	10.00	10.00	10.00	10.00	10.00	10.00	10.00
RENITEC TAB. 5 MG.	10TAB.	59.00	59.00	59.00	59.00	59.00	59.00	59.00	59.00	59.00	59.00
CAC. 1000 TAB	BOTTLE	122.00	122.00	122.00	122.00	122.00	122.00	122.00	122.00	122.00	122.00
AMOXIL CAPSOLE 250 MG.S	10CAP.	36.00	36.00	36.00	36.00	36.00	36.00	36.00	36.00	36.00	36.00
CALCIUM SYRUP SANDOZ	BOTTLE	64.00	64.00	64.00	64.00	64.00	64.00	64.00	64.00	64.00	64.00
LEDERPLEX SYRUP	BOTTLE	35.00	35.00	35.00	35.00	35.00	35.00	35.00	35.00	35.00	35.00
SANCOS SYRUP (50 ML.)	BOTTLE	30.00	30.00	30.00	30.00	30.00	30.00	30.00	30.00	30.00	30.00
PHENERGAN SYRUP 120 ML.	BOTTLE	33.00	33.00	33.00	33.00	33.00	33.00	33.00	33.00	33.00	33.00
CALPOL SYRUP 60 ML.	BOTTLE	28.00	28.00	28.00	28.00	28.00	28.00	28.00	28.00	28.00	28.00
HYDRYLLIN SYRUP 120 ML.	BOTTLE	59.00	59.00	59.00	59.00	59.00	59.00	59.00	59.00	59.00	59.00
POLYFAX EYE OINTMENT	TUBE	21.00	21.00	21.00	21.00	21.00	21.00	21.00	21.00	21.00	21.00
BETNESOL EYE DROPS	BOTTLE	33.89	33.89	33.89	33.89	33.89	33.89	33.89	33.89	33.89	33.89
EAR DROPS (CARDISPORINE) ***	BOTTLE	21.00	21.00	21.00	21.00	21.00	21.00	21.00	21.00	21.00	21.00
BETNOVATE-N OINTMENT 5 GMS	TUBE	16.00	16.00	16.00	16.00	16.00	16.00	16.00	16.00	16.00	16.00
BURNOL CREAM 30 GRM	TUBE	16.00	16.00	16.00	16.00	16.00	16.00	16.00	16.00	16.00	16.00
VICKS VAPORUB/BALM	BOTTLE	36.00	36.00	36.00	36.00	36.00	36.00	36.00	36.00	36.00	36.00
GLYCRINE SMALL BOTTLE	BOTTLE	28.00	28.00	22.50	25.00	35.00	25.00	17.00	17.75	17.50	20.00
JOUHAR JOSHANDA	PKT.	6.00	6.00	6.00	6.00	6.00	6.00	7.00	7.00	6.00	6.00

Contd.

7.11 Intercity Consumer Prices May, 2014

Description	Unit	Rawalpindi	Islamabad	Attock	Jhelum	Lahore	Sahiwal	Gujranwala	Wazirabad	Sialkot	Faisalabad
GALXOS-D (450 GRMS)	PKT.	168.75	168.75	168.75	168.75	151.88	151.88	151.88	151.88	151.88	151.88
GRIPE-WATER WOODWARDS	BOTTLE	50.00	50.00	50.00	50.00	50.00	50.00	50.00	50.00	50.00	50.00
SANIPLAST ONE PUTTY	EACH	2.00	2.00	2.00	2.00	2.00	2.00	1.50	1.40	1.40	2.00
O.R.S. (NIMCOL)	PKT.	15.00	15.00	15.00	15.00	15.00	15.00	15.00	15.00	15.00	15.00
DETTOL (MEDIUM)	BOTTLE	46.80	46.80	46.80	46.80	46.80	46.80	46.80	46.80	46.80	46.80
COTTON BANDAGE 2" - 4"	EACH	9.00	9.00	8.00	9.00	8.00	5.00	5.00	5.00	5.00	7.50
THERMOMETER CHINA	EACH	40.00	40.00	40.00	42.50	42.50	40.00	30.00	30.00	40.00	42.50
DOCTOR (MBBS) CLINIC FEE	P/PAT.	166.67	175.00	110.00	125.00	100.00	250.00	75.00	100.00	100.00	90.00
URINE TEST (DR) CHARGES	P/TEST	100.00	108.75	80.00	90.00	100.00	100.00	100.00	100.00	150.00	55.00
BLOOD TEST (CP) CHARGES	P/TEST	265.00	270.00	200.00	250.00	400.00	225.00	300.00	300.00	350.00	225.00
SUGAR TEST (RANDOM/FASTING BOTH) CHARGES	P/TEST	155.00	200.00	170.00	197.50	150.00	110.00	200.00	200.00	200.00	180.00
ECG CHARGES	P/TEST	204.17	266.25	150.00	250.00	275.00	120.00	200.00	200.00	150.00	200.00
X-RAY (CHEST) CHARGES	P/X-RAY	275.00	312.50	275.00	375.00	375.00	300.00	400.00	300.00	200.00	350.00
CAR SUZUKI 800 CC (W/O. A/C)	EACH	649800.00	649800.00	649800.00	649800.00	637000.00	0.00	645000.00	0.00	625000.00	637800.00
CAR SUZUKI 1000 CC	EACH	1058800.00	1058800.00	1058800.00	1058800.00	1065000.00	1034000.00	1060000.00	0.00	1067500.00	1052800.00
CAR TOYOTA 1300 CC	EACH	1562000.00	1562000.00	1562000.00	1562000.00	1720500.00	1520500.00	1570000.00	0.00	1561500.00	1520500.00
CAR HONDA CIVIC	EACH	2033000.00	2033000.00	2033000.00	2033000.00	2147000.00	1662000.00	2027500.00	0.00	2027500.00	0.00
MOTORCYCLE HONDA CD-70.	EACH	69900.00	69900.00	69900.00	69900.00	69900.00	69900.00	69900.00	69900.00	69000.00	69900.00
MOTORCYCLE YAMAHA 100CC.	EACH	79300.00	79300.00	79300.00	79300.00	79300.00	79300.00	79300.00	79300.00	79300.00	79300.00
MOTOR CYCLE HERO 70 CC	EACH	44500.00	45000.00	46750.00	48000.00	49000.00	47500.00	42500.00	42500.00	45000.00	47500.00
BICYCLE WITH TYRES & TUBES	EACH	7400.00	7400.00	7550.00	7200.00	7000.00	7250.00	7200.00	7000.00	6900.00	7600.00
TYRE CAR WITH TUBE GENERAL	EACH	3275.00	3275.00	3275.00	3450.00	3000.00	3500.00	3300.00	3000.00	3000.00	3600.00
TYRE MOTOR CYCLE WITHOUT TUBE	EACH	1137.50	1137.50	1250.00	1135.00	1420.00	1215.00	1250.00	1200.00	1120.00	1250.00
TYRE CYCLE SPECIFY BRAND NAME	EACH	330.00	340.00	370.00	387.50	330.00	350.00	330.00	330.00	337.50	425.00
TYRE CAR W/O TUBE	EACH	3275.00	3275.00	3275.00	3275.00	2700.00	3200.00	3000.00	2700.00	2900.00	3600.00
PETROL SUPER	LITRE	107.97	107.97	107.97	107.97	107.97	107.97	107.97	107.97	107.97	107.97
HIGH SPEED DIESEL HSD	LITRE	109.34	109.34	109.34	109.34	109.34	109.34	109.34	109.34	109.34	109.34
CNG	K.G.	74.25	74.25	74.25	0.00	66.14	66.14	66.14	66.14	66.14	66.14
GAS CYLINDER STAND. SIZE	EACH	1300.00	1310.00	1375.00	1200.00	1100.00	1400.00	1100.00	1400.00	1320.00	1200.00
MOTOR CYCLE SERVICE CHARGES	EACH	245.00	247.50	265.00	250.00	200.00	145.00	280.00	280.00	175.00	225.00
CAR SERVICE CHARGES	EACH	300.00	300.00	290.00	275.00	300.00	300.00	250.00	250.00	375.00	300.00
TYRE PUNCTURE CHARGES	EACH	50.00	50.00	40.00	55.00	62.50	50.00	50.00	50.00	75.00	70.00
CYCLE OVERHAULING CHARGES	EACH	516.67	525.00	290.00	375.00	319.64	300.00	160.00	200.00	337.50	275.00
CAR TAX FOR 800CC TO 1300CC	YEARLY	1800.00	432.00	1800.00	1800.00	1800.00	1800.00	1800.00	1800.00	1800.00	1800.00
TRAIN FARE ECO. 1-100 KM.	P/KM.	0.71	0.71	0.71	0.71	0.71	0.71	0.71	0.71	0.71	0.71
TRAIN FARE ECO. 101-500 KM.	P/KM.	1.02	1.02	1.02	1.02	1.02	1.02	1.02	1.02	1.02	1.02
TRAIN FARE ECO. > 500 KM.	P/KM.	0.93	0.93	0.93	0.93	0.93	0.93	0.93	0.93	0.93	0.93
TRAIN FARE IST SLP. 1-100KM	P/KM.	2.18	2.18	2.18	2.18	2.18	2.18	2.18	2.18	2.18	2.18
TRAIN FARE IST SLP.101-500 KM	P/KM.	2.69	2.69	2.69	2.69	2.69	2.69	2.69	2.69	2.69	2.69
TRAIN FARE IST SLP. > 500 KM	P/KM.	2.07	2.07	2.07	2.07	2.07	2.07	2.07	2.07	2.07	2.07
TRAIN FARE A/C SLP. 1-100KM.	P/KM	5.99	5.99	5.99	5.99	5.99	5.99	5.99	5.99	5.99	5.99
TRAIN FARE A/C SLP.101-500KM	P/KM.	4.77	4.77	4.77	4.77	4.77	4.77	4.77	4.77	4.77	4.77
TRAIN FARE A/C SLP > 500KM.	P/KM	4.32	4.32	4.32	4.32	4.32	4.32	4.32	4.32	4.32	4.32
PLATFORM TICKET	EACH	10.00	10.00	10.00	10.00	10.00	10.00	10.00	10.00	10.00	10.00
AUTO RICKSHAW FARES	KM/MIN	65.00	0.00	45.00	75.00	50.00	70.00	60.00	60.00	60.00	65.00
FULL TONGA CHARGES	KM/MIN	0.00	0.00	0.00	0.00	65.00	90.00	50.00	60.00	60.00	75.00
TAXI 4 SEATER FARE	KM/MIN	95.00	95.00	75.00	0.00	100.00	100.00	100.00	100.00	100.00	60.00
BUS FARE MIN (WITHIN CITY)	TICKET	15.50	15.50	0.00	15.50	13.00	0.00	10.00	10.00	0.00	15.00
BUS FARE MAX (WITHIN CIT	TICKET	29.00	29.00	0.00	29.00	26.00	0.00	20.00	10.00	0.00	30.00
BUS FARE OUTSIDE CITY	P/KM.	1.00	1.00	1.00	1.00	1.00	1.00	1.00	1.00	1.00	1.00
A/C BUS FARE OUTSIDE CITY	P/KM.	1.64	1.64	1.64	1.64	2.50	2.00	1.45	1.45	1.11	1.74
MINIBUS FARE MIN.WITH IN CITY	TICKET	15.50	15.50	0.00	0.00	16.00	0.00	10.00	10.00	0.00	0.00
MINIBUS FARE MAX.WITH IN CITY	TICKET	29.00	29.00	0.00	0.00	43.00	0.00	20.00	10.00	0.00	0.00
SUZUKI FARE MIN.WITH IN CITY	TICKET	15.00	15.00	10.00	0.00	15.00	0.00	10.00	0.00	15.00	15.00

Contd.

7.11 Intercity Consumer Prices May, 2014

Description	Unit	Rawalpindi	Islamabad	Attock	Jhelum	Lahore	Sahiwal	Gujran-wala	Wazirabad	Sialkot	Faisal-abad
SUZUKI FARE MAXIMUM W.IN CITY	TICKET	22.00	22.00	10.00	10.00	27.00	0.00	20.00	0.00	20.00	27.50
AIR FARE ECONOMY CLASS.	P/KM.	18.20	18.20	18.20	18.20	18.20	0.00	0.00	0.00	0.00	18.20
POSTAL ENVELOPE DOMESTIC	EACH	8.00	8.00	8.00	8.00	8.00	8.00	8.00	8.00	8.00	8.00
ENVELOPE FOR SAUDI ARABIA	EACH	50.00	50.00	50.00	50.00	50.00	50.00	50.00	50.00	50.00	50.00
POSTAL REGISTRATION CHARGES	EACH	28.00	28.00	28.00	28.00	28.00	28.00	28.00	28.00	28.00	28.00
U.M.S. REG CHARGES MIN.	EACH	58.00	58.00	58.00	58.00	58.00	58.00	59.00	59.00	58.00	58.00
T.C.S. CH. MIN.WITH IN ZONE	EACH	110.00	110.00	110.00	110.00	110.00	110.00	110.00	110.00	110.00	110.00
TELEPHONE CHARGES LOCAL CALL	P/CALL	3.94	3.94	3.94	3.94	3.94	3.94	3.94	3.94	3.94	3.94
TEL CHARGES OUT SIDE CITY	P/CALL	3.94	3.94	3.94	3.94	3.94	3.94	3.94	3.94	3.94	3.94
INTERNET CHARGES	P/HOUR	27.50	27.50	27.50	50.00	15.00	12.00	20.00	20.00	25.00	22.50
MOBILE CELL CHARGES	P/UNIT	3.00	3.00	3.00	3.00	2.50	3.00	3.00	3.00	3.06	3.00
FAX CHARGES (LOCAL)	P/PAGE	10.00	10.00	10.00	12.50	10.00	20.00	30.00	30.00	10.00	12.50
TELEPHONE SET AV. QLTY	EACH	625.00	725.00	550.00	812.50	550.00	650.00	450.00	475.00	300.00	475.00
MOBILE SET NOKIA/SONY/ERICSON/SAMSUNG WITHOUT CAMERA	EACH	2133.33	2175.00	2125.00	2450.00	2700.00	2200.00	2825.00	4250.00	2600.00	2200.00
T.V. 20" COLORED WEGA H-A21.	EACH	18108.33	18200.00	18100.00	18100.00	20500.00	20500.00	15000.00	18500.00	20000.00	24500.00
T.V 20" COLOR CHINA/KORIA)	EACH	14250.00	14250.00	14250.00	14250.00	6500.00	13500.00	7000.00	7000.00	13500.00	16350.00
V.C.P. PANASONIC/LG/NAT	EACH	5900.00	5900.00	5550.00	5750.00	4200.00	0.00	0.00	0.00	5450.00	5750.00
DVD/VCD PLAYER PANASONIC/LG	EACH	3750.00	3750.00	3550.00	3750.00	6542.86	4500.00	4600.00	4100.00	4500.00	4000.00
RADIO WITH C.PLAYER NATIONAL	EACH	2150.00	2150.00	2150.00	2050.00	1825.00	1800.00	2262.50	2500.00	2250.00	2175.00
PERSONNEL COMPUTER (BRANDED)	EACH	69250.00	69250.00	69250.00	69500.00	53000.00	37000.00	37400.00	37500.00	35000.00	38820.00
VID. CASSETTE BLK. TDK/SONY	EACH	144.17	145.00	135.00	175.00	122.50	110.00	0.00	0.00	100.00	150.00
COM. C.D. (TDK/IMATION)	EACH	56.67	59.38	75.00	75.00	37.14	60.00	35.00	35.00	42.50	67.50
TAPE RECORDER CASSETTE BLANK	EACH	42.50	47.50	42.50	47.50	40.00	40.00	35.00	35.00	30.00	65.00
VIDEO GAME SEGA 16 BYTE	EACH	1150.00	1150.00	1175.00	1050.00	950.00	1650.00	1050.00	0.00	1250.00	1500.00
CINEMA A/C. HIGH CLASS	TICKET	100.00	0.00	0.00	0.00	115.71	0.00	80.00	0.00	40.00	150.00
CINEMA NON-A/C HIGH CLASS	TICKET	50.00	0.00	0.00	0.00	72.86	50.00	60.00	0.00	40.00	100.00
CABLE CHARGES	PER MONT	325.00	325.00	275.00	300.00	275.00	200.00	300.00	300.00	250.00	300.00
TV.LICENCE FEE DOMESTIC	YEARLY	420.00	420.00	420.00	420.00	420.00	420.00	420.00	420.00	420.00	420.00
ENGLISH BOOK CLASS V1	EACH	77.00	77.00	77.00	77.00	77.00	77.00	77.00	77.00	77.00	77.00
ENGLISH BOOK CLASS IX OR X	EACH	129.00	129.00	129.00	129.00	129.00	129.00	129.00	129.00	129.00	129.00
ENG. BOOK IST.YR COMPLETE SET	EACH	82.00	82.00	82.00	82.00	82.00	82.00	82.00	82.00	82.00	82.00
ENGLISH BOOK BA/B.SC	EACH	178.00	178.00	178.00	178.00	178.00	178.00	178.00	178.00	178.00	178.00
URDU BOOK CLASS V (T.B.BORD)	EACH	70.00	70.00	70.00	70.00	70.00	70.00	70.00	70.00	70.00	70.00
URDU BOOK CLASS IX(X(T.B.B)	EACH	137.00	137.00	137.00	137.00	137.00	137.00	137.00	137.00	137.00	137.00
URDU BOOK IST.YEAR/INTER	EACH	51.00	51.00	51.00	51.00	51.00	51.00	51.00	51.00	51.00	51.00
URDU BOOK BA/B.SC	EACH	140.00	140.00	140.00	140.00	140.00	140.00	140.00	140.00	140.00	140.00
MATHS BOOK CALSS V (T.B.B)	EACH	84.00	84.00	84.00	84.00	84.00	84.00	84.00	84.00	84.00	84.00
MATHS BOOK CLASS IX OR X	EACH	236.00	236.00	236.00	236.00	236.00	236.00	236.00	236.00	236.00	236.00
MATHS BOOK IST.YEAR (T.B.B)	EACH	150.00	150.00	150.00	150.00	150.00	150.00	150.00	150.00	150.00	150.00
PAKISTAN STUDIES BOOK BA/B.SC	EACH	125.00	125.00	125.00	125.00	125.00	125.00	125.00	125.00	125.00	125.00
DAILY "DAWN"	P/COPY	19.00	19.00	19.00	19.00	19.00	19.00	19.00	19.00	19.00	19.00
DAILY "JANG"	P/COPY	12.00	12.00	12.00	12.00	12.00	12.00	12.00	12.00	12.00	12.00
DAILY "NAWA-E-WAQT"	P/COPY	12.00	12.00	12.00	12.00	12.00	12.00	12.00	12.00	12.00	12.00
WEEKLY "AKHBAR-E-JAHAN"	P/COPY	55.00	55.00	55.00	55.00	55.00	55.00	55.00	55.00	55.00	55.00
WEEKLY "MAG"	P/COPY	45.00	45.00	45.00	45.00	45.00	45.00	45.00	45.00	45.00	45.00
MONTHLY "NAUNEHAL DIGEST"	P/COPY	35.00	35.00	35.00	35.00	35.00	35.00	35.00	35.00	35.00	35.00
PAPER FOOLSCAPE (27"x17")	QUIRE	57.50	57.50	57.50	55.00	25.00	25.00	30.00	30.00	30.00	45.00
EXERCISE.BOOK LINED 80/100 PGS	EACH	57.50	62.50	57.50	52.50	30.00	35.00	32.50	40.00	80.00	55.00
PENCILGOLDFISH/DEER	EACH	8.00	8.00	8.00	8.00	5.00	6.00	5.00	5.00	7.00	6.00
PEN INK DOLLOR 57 ML BOTTLE	EACH	25.00	25.00	25.00	20.00	20.00	20.00	20.00	20.00	25.00	20.00
PHOTOSTATE PAPER 70 GM	PRT	365.00	365.00	365.00	305.00	292.86	330.00	285.00	280.00	275.00	345.00
BALL PEN (local)	EACH	8.00	8.00	8.00	8.00	6.00	6.00	5.00	5.00	5.00	5.00
FOUNTAIN PEN HERO/WINGS/CHINA	EACH	47.50	47.50	47.50	46.25	45.00	45.00	40.00	40.00	40.00	50.00

Contd.

7.11 Intercity Consumer Prices May, 2014

Description	Unit	Rawalpindi	Islamabad	Attock	Jehlum	Lahore	Sahiwal	Gujran-wala	Wazirabad	Sialkot	Faisal-abad
PRIVATE SCHOOL FEE ENGLISH MEDIUM AVERAGE STANDARD (CLASS I)	PER MONTH	2854.17	2618.75	712.50	1852.50	1378.57	1800.00	1550.00	1100.00	700.00	1600.00
PRIVATE SCHOOL FEE ENGLISH MEDIUM AVERAGE STANDARD (CLASS V)	PER MONTH	2833.33	2650.00	787.50	1802.50	1571.43	1800.00	1650.00	1300.00	800.00	1800.00
PRIVATE SCHOOL FEE ENGLISH MEDIUM AVERAGE STANDARD (CLASS VI)	PER MONTH	2850.00	2925.00	812.50	1822.50	1787.50	1875.00	1800.00	1400.00	900.00	1800.00
PRIVATE SCHOOL FEE ENGLISH MEDIUM AVERAGE STANDARD (CLASS X)	PER MONTH	3070.83	3275.00	962.50	1927.50	2157.14	2050.00	1850.00	1500.00	1000.00	2000.00
PRIVATE MEDICLE COLLEGE FEE MBBS (IST YEAR)	PER MONTH	49527.67	49527.67	34126.00	0.00	30208.00	0.00	0.00	0.00	0.00	25000.00
PRIVATE ENGINEERING COLLEGE FEE (ISTR YEAR)	PER MONTH	11011.50	11011.50	0.00	0.00	19550.00	0.00	0.00	0.00	0.00	0.00
GOVT. COLLEGE FEE IST. YEAR	MONTH	50.00	195.00	50.00	50.00	60.00	50.00	50.00	50.00	50.00	50.00
GOVT. COLLEGE FEE 4TH. YEAR	MONTH	60.00	225.00	60.00	60.00	70.00	60.00	60.00	60.00	60.00	60.00
GOVT. UNIVERSITY FEE MSC.	MONTH	77.50	1000.00	77.50	80.00	97.79	80.00	0.00	77.50	0.00	70.00
GOVT. MED. COLLEGE FEE MBBS	MONTH	873.00	873.00	873.00	0.00	1250.00	873.00	0.00	873.00	0.00	368.00
GOVT. ENGG. COLL. FEE I YEAR	MONTH	600.00	600.00	600.00	0.00	750.00	500.00	0.00	1558.00	0.00	3200.00
COACHING FEE FOR CLASS IX/X	PER MONTH	2750.00	2987.50	1550.00	3000.00	1828.57	1400.00	600.00	500.00	500.00	1200.00
COACHING CHARGES FOR CLASS IST YEAR/INTER (SCIENCE)	PER MONTH	3250.00	3450.00	2200.00	3500.00	2821.43	2300.00	1200.00	800.00	1900.00	1700.00
COACHING CHARGES FOR CLASS IST YEAR/INTER (COMMERCE)	PER MONTH	2691.67	3062.50	1900.00	3500.00	2792.86	1300.00	1200.00	800.00	2400.00	1375.00
I.T. TUITION FEES	PER MONTH	1450.00	1487.50	1450.00	3231.25	6066.80	1500.00	4500.00	3900.00	0.00	1550.00
MBA TUITION FEES	PER MONTH	13736.25	13736.25	7250.00	4500.00	15687.50	0.00	7000.00	2000.00	0.00	15000.00
BREAD TANDOORI ST. SIZE	EACH	7.50	7.50	6.50	6.00	6.00	6.00	6.00	6.00	7.00	6.00
COOKED MUTTON (AV. HOTEL)	PLATE	145.83	150.00	190.00	145.00	200.71	120.00	120.00	120.00	125.00	135.00
COOKED BEEF (AV. HOTEL)	PLATE	81.25	83.75	75.00	75.00	78.21	70.00	60.00	60.00	62.50	72.50
COOKED DAL (AV. HOTEL)	PLATE	50.83	56.25	47.50	47.50	50.71	40.00	35.00	35.00	32.50	42.50
CHICKEN BIRYANI FULL/DOUBLE	PLATE	115.00	125.00	145.00	100.00	128.93	130.00	110.00	110.00	120.00	120.00
TEA PREPARED (ORDINARY)	CUP	20.00	20.00	20.00	15.00	16.71	20.00	15.00	15.00	15.00	20.00
HAIRCUT CHARGES FOR MEN	P/CUT	86.25	102.50	75.00	55.00	96.43	80.00	60.00	60.00	50.00	62.50
BEAUTY PORL HAIR STYL CHARGE	P/STY.	341.67	425.00	275.00	375.00	228.57	150.00	350.00	300.00	160.00	212.50
SHAVING CHARGES	PER SHV	49.58	52.50	45.00	40.00	46.43	20.00	40.00	40.00	30.00	32.50
LIPSTICK S.MISS/MEDORA	EACH	110.00	110.00	110.00	110.00	110.00	100.00	110.00	110.00	90.00	110.00
NAIL POLISH S.MISS/MEDORA	EACH	105.00	105.00	105.00	105.00	90.00	95.00	60.00	60.00	52.50	60.00
PERFUME MED.SIZE MEDORA/BROACH	EACH	180.00	180.00	180.00	180.00	180.00	170.00	110.00	110.00	180.00	180.00
HAIR-OIL AMLA/CHAMBELI	BOTTLE	100.00	100.00	110.00	100.00	110.00	110.00	110.00	100.00	100.00	120.00
TOILET SOAP LUX 95 GRAMS	EACH	40.38	40.38	40.38	40.38	40.38	40.38	40.38	40.38	40.38	40.38
TOILET SOAP LIFEBOUY 140 GRM	EACH	36.00	36.00	36.00	36.00	36.00	36.00	36.00	36.00	36.00	36.00
TOILET SOAP SAFEGUARD BATH SIZE	EACH	48.00	48.00	48.00	48.00	46.00	48.00	48.00	48.00	46.00	46.00
TOOTHPASTE MACKLINES 70 GRM	EACH	50.00	50.00	50.00	50.00	50.00	50.00	50.00	50.00	50.00	50.00
TOOTHPAST MED SIZE CLGATE 70 GMS	EACH	60.67	60.67	60.67	60.67	56.00	60.67	56.00	56.00	60.67	60.67
TOOTHBRUSH SHEILD A/PLAUQUE	EACH	22.00	22.00	22.00	22.00	35.00	55.00	50.00	45.00	22.00	60.00
TOOTHPOWDER DENTONIC 90 GRM	EACH	28.00	28.00	28.00	28.00	25.00	25.00	25.00	25.00	25.00	25.00
HAIR-COLOUR BEGIN (6 GMS)	EACH	95.00	95.00	95.00	95.00	95.00	95.00	95.00	95.00	90.00	90.00
HAIR COLOUR (KALAKOLA)	BOTTLE	120.00	120.00	120.00	120.00	120.00	120.00	120.00	120.00	120.00	120.00
FACECREAM PONDS (MEDIUM)	EACH	110.00	110.00	110.00	110.00	110.00	110.00	110.00	110.00	105.00	105.00
TALC POWDER VICE ROAY,B.CAT	EACH	130.00	130.00	130.00	130.00	130.00	130.00	130.00	130.00	120.00	150.00
BLADE TREET ORDINARY 10'S	PKT.	30.00	30.00	30.00	30.00	35.00	32.00	40.00	40.00	30.00	30.00
BLADE 7-O-CLOCK STAIN. 5'S	PKT.	35.00	35.00	35.00	35.00	32.00	30.00	35.00	35.00	30.00	30.00
SHAMPOO SUNSILK/PAINTIN 100 ML	BOTTLE	110.00	110.00	110.00	105.56	110.00	105.56	110.00	110.00	110.00	110.00
BEAUTY CREAM (FAIR & LOVELY)	EACH	60.00	60.00	60.00	60.00	99.00	155.00	155.00	155.00	85.00	65.00
HAIR REMOVING CREAM (EU-CREAM)	TUBE	60.00	60.00	60.00	60.00	65.00	65.00	65.00	65.00	55.00	55.00
GEL MEDIUM SIZE	BOTTLE	102.50	107.50	87.50	127.50	65.00	120.00	65.00	60.00	65.00	95.00
DISPOSABLE RAZOR GILLET-II	EACH	35.00	35.00	35.00	40.00	32.00	40.00	43.00	35.00	35.00	37.50
SHAVING CREAM TOUCH-ME/ADM.	EACH	60.00	60.00	60.00	60.00	55.00	60.00	60.00	60.00	50.00	55.00
GOLD TEZABI 24 CT	10 GM.	41871.00	41871.00	41525.00	41580.00	41914.00	40480.00	41325.00	41600.00	40500.00	42010.00
SILVER TEZABI 24 CT	10 GM.	662.50	662.50	712.50	655.00	630.00	640.00	625.00	626.00	710.00	690.00
ARTIFICIAL JEWELLARY SET	SET	1225.00	1275.00	850.00	625.00	807.14	500.00	800.00	700.00	187.50	575.00
WRIST WATCH GENTS CITIZEN (ORIGINAL) ***	EACH	4900.00	4900.00	4900.00	3750.00	5500.00	4250.00	2500.00	2500.00	2450.00	4750.00
WRIST WATCH LADIES CITIZEN (ORIGINAL) ***	EACH	4900.00	4900.00	4900.00	3750.00	5900.00	4250.00	2500.00	2400.00	2450.00	4750.00
WALL CLOCK QUARTZ AV.QLTY	EACH	520.83	550.00	550.00	275.00	600.00	600.00	487.50	425.00	310.00	450.00
SUITCASE REXIN (24"x16"x6")	EACH	1475.00	1493.75	1250.00	775.00	785.71	1050.00	725.00	775.00	692.50	950.00
TRUNK MEDIUM SIZE ***	EACH	2250.00	2243.75	1975.00	1950.00	1992.86	2000.00	1525.00	1500.00	1325.00	1250.00
PURSE LADIES (LEATHER) AVERAGE QUALITY	EACH	425.00	475.00	375.00	437.50	1021.43	500.00	625.00	600.00	450.00	425.00

7.11 Intercity Consumer Prices May, 2014

Description	Unit	Jhang	Multan	Muzaffargarh	D.G. Khan	Vehari	Sargodha	Mianwali	Bahawalpur	Bahawalnagar	R.Y. Khan
WHEAT	10 KG.	306.25	307.50	307.50	318.75	300.00	315.00	320.00	305.00	303.75	312.50
WHEAT FLOUR FINE/SUPERIOR.	KG.	40.00	39.00	40.00	40.00	38.00	40.00	42.00	39.50	40.00	42.00
WHEAT FLOUR AVG. QLTY	KG.	38.00	36.00	36.00	36.00	37.00	34.50	39.00	37.50	38.00	36.00
WHEAT FLOUR BAG	10 KG.	365.00	360.00	360.00	360.00	360.00	360.00	390.00	370.00	360.00	360.00
MAIDA	KG.	48.00	47.00	45.50	50.00	50.00	54.00	52.00	50.00	50.00	50.00
SUJI	KG.	48.00	48.00	47.00	50.00	50.00	54.00	52.00	50.00	50.00	50.00
BESAN AV. QLTY.	KG.	65.00	72.50	77.50	80.00	80.00	72.50	68.00	80.00	70.00	70.00
RICE BASMATI SUP. QLTY.	KG.	130.00	139.17	137.50	120.00	135.00	135.00	145.00	135.00	140.00	150.00
RICE BASMATI 385/386	KG.	80.00	82.50	87.50	80.00	87.50	85.00	100.00	120.00	83.75	90.00
RICE BASMATI BROKEN AV.QLTY	KG.	75.00	77.50	67.50	75.00	75.00	65.00	80.00	62.50	55.00	80.00
RICE IRRI-6 (SINDH/PUNJAB)	KG.	40.00	41.00	41.00	40.00	45.00	52.50	60.00	52.50	47.50	40.00
VERMICELLI	KG.	66.00	80.00	80.00	80.00	80.00	60.00	120.00	57.50	80.00	80.00
BREAD PLAIN MEDIUM SIZE	EACH	40.00	45.00	45.00	45.00	40.00	40.00	40.00	45.00	40.00	35.00
RUSK (PAPAY)	KG.	150.00	205.00	190.00	180.00	190.00	180.00	180.00	190.00	190.00	200.00
BISCUITS-PACKED	PKT	35.00	35.00	35.00	35.00	35.00	35.00	35.00	35.00	35.00	35.00
BISCUIT-BAKERY (LOOSE)	250 GM	65.00	90.00	67.50	70.00	75.00	75.00	80.00	85.00	70.00	75.00
CORNFLAKS FAUJI 225 GM.	PKT	166.50	175.50	175.50	166.50	166.50	166.50	166.50	171.00	166.50	176.40
SAMOSAS (VEGATABLE)	EACH	15.00	14.33	13.50	10.00	15.00	17.50	20.00	10.00	20.00	14.00
PASTRY AV.QLTY.	EACH	25.00	33.33	22.50	30.00	30.00	30.00	30.00	30.00	30.00	30.00
PATTIES (VEGATABLES)	EACH	20.00	25.83	22.50	20.00	15.00	30.00	25.00	20.00	25.00	25.00
NIMCO	250 GM	65.00	67.50	65.00	60.00	70.00	65.00	80.00	60.00	80.00	75.00
CHIPS	250 GM	100.00	70.83	70.00	65.00	60.00	90.00	80.00	70.00	112.50	128.00
BEEF WITH BONE AV.QLTY.	KG	260.00	275.00	245.00	260.00	250.00	265.00	260.00	265.00	260.00	220.00
MUTTON AV.QLTY.	KG	550.00	570.00	460.00	575.00	450.00	500.00	500.00	562.50	450.00	450.00
CHICKEN FARM BROILER (LIVE)	KG	160.00	167.50	166.00	170.00	160.00	160.00	162.00	164.00	180.00	174.00
FISH-RAHU MEDIUM SIZE	KG	350.00	341.67	340.00	290.00	312.50	265.00	300.00	275.00	220.00	280.00
MILK FRESH (UNBOILED)	LTR.	55.00	70.83	70.00	70.00	57.50	60.00	60.00	60.00	60.00	60.00
CURD	KG.	65.00	80.00	80.00	80.00	67.50	70.00	80.00	67.50	70.00	70.00
MILK TETRA PACK 1/2 LTR.	PKT.	60.00	60.00	60.00	60.00	60.00	60.00	50.00	60.00	50.00	60.00
LACTOGEN 400 GRAMS	PKT.	425.00	425.00	425.00	425.00	425.00	425.00	375.00	425.00	420.00	425.00
POWDER MILK NIDO 400GM.	PKT	325.00	325.00	325.00	325.00	325.00	325.00	325.00	325.00	325.00	325.00
MILK POWDER LOOSE/PACKED	KG.	400.00	550.00	530.00	640.00	580.00	525.00	425.00	475.00	550.00	550.00
BUTTER LOCAL PACKED	50 GM.	30.00	27.00	27.00	30.00	25.00	30.00	40.00	35.00	15.00	27.00
EGGS FARM	DOZ	76.00	72.50	72.50	80.00	75.00	75.00	73.00	75.00	70.00	75.00
MUSTARD OIL AV.QLTY.	KG.	160.00	172.50	180.00	175.00	175.00	190.00	180.00	160.00	160.00	200.00
COOKING OIL (DALDA)	2.5LTR	540.00	540.00	540.00	545.00	540.00	545.00	540.00	540.00	540.00	530.00
COOKING OIL (PAKWAN) OTHER BRAND SPECIFY	2.5 LTR	515.00	540.00	540.00	545.00	540.00	470.00	540.00	535.00	540.00	530.00
VEGETABLE GHEE TIN	2.5KG.	500.00	510.00	510.00	510.00	510.00	510.00	510.00	510.00	510.00	510.00
VEGETABLE GHEE (LOOSE)	KG.	165.00	163.00	162.50	165.00	194.00	150.00	180.00	162.50	150.00	162.00
DATES AV.QLTY.	KG.	160.00	155.83	162.50	130.00	190.00	130.00	180.00	190.00	200.00	160.00
PISTACHIO AV.QLTY.	50 GM.	80.00	124.17	125.00	120.00	150.00	145.00	90.00	105.00	100.00	110.00
ALMONDS WHOLE AV.QLTY.	KG.	480.00	356.67	335.00	400.00	512.50	450.00	400.00	425.00	550.00	530.00
COCONUT DRY AV.QLTY.	KG.	280.00	301.67	265.00	290.00	230.00	270.00	215.00	272.50	300.00	270.00
RAISINS AV.QLTY.	50 GM.	20.00	15.50	18.50	15.00	19.00	17.50	20.00	23.00	15.00	15.00
GROUNDNUTS (WITH SHELL)	KG.	160.00	161.67	165.00	120.00	125.00	160.00	200.00	230.00	120.00	170.00
MALTA/MOSAMBI	DOZ	0.00	0.00	0.00	0.00	0.00	0.00	0.00	0.00	0.00	0.00
KINNU	DOZ	200.00	198.33	135.00	150.00	230.00	165.00	150.00	300.00	200.00	120.00
APPLE	KG	130.00	168.33	165.00	120.00	150.00	75.00	100.00	115.00	160.00	80.00
ALOO BUKHARA	KG	160.00	180.00	180.00	165.00	165.00	170.00	165.00	160.00	155.00	165.00
POMEGRANATE (ANNAR)	KG	0.00	0.00	0.00	0.00	0.00	0.00	0.00	0.00	0.00	0.00
GRAPES	KG	0.00	0.00	0.00	0.00	0.00	0.00	0.00	0.00	0.00	0.00
BANANAS	DOZ	70.00	98.33	105.00	65.00	75.00	55.00	70.00	60.00	100.00	80.00
MANGO KALMI	KG	70.00	85.00	85.00	90.00	110.00	67.50	120.00	100.00	100.00	120.00
GUAVA	KG	0.00	0.00	0.00	0.00	0.00	0.00	0.00	0.00	0.00	0.00
WATERMELON (TURBOOZ)	KG	20.00	22.50	27.50	27.50	22.50	22.50	20.00	22.50	20.00	25.00

Contd.

7.11 Intercity Consumer Prices May, 2014

Description	Unit	Jhang	Multan	Muzaffar-garh	D.G. Khan	Vehari	Sargodha	Mianwali	Bahawal-pur	Bahawal-nagar	R.Y. Khan
MUSKMELON (KHARBOOZA)	KG	40.00	40.00	37.50	40.00	27.50	55.00	40.00	45.00	30.00	30.00
SWEETMELON (GARMA)	KG	0.00	0.00	0.00	0.00	0.00	0.00	0.00	0.00	0.00	0.00
PULSE MASOOR (WHOLE)	KG.	96.00	107.50	117.50	100.00	125.00	110.00	150.00	110.00	120.00	110.00
PULSE MASOOR (WASHED)	KG.	140.00	122.50	127.50	110.00	135.00	142.50	180.00	120.00	120.00	110.00
PULSE MOONG (WASHED)	KG.	160.00	160.83	157.50	160.00	170.00	150.00	160.00	175.00	140.00	160.00
PULSE MASH (WASHED)	KG.	140.00	137.50	137.50	130.00	165.00	135.00	140.00	135.00	140.00	145.00
PULSE GRAM	KG.	60.00	69.17	72.50	70.00	72.50	62.50	68.00	67.50	70.00	67.50
GRAM WHOLE BLACK AV.QLTY.	KG.	60.00	67.50	67.50	65.00	62.50	67.50	56.00	65.00	65.00	69.00
GRAM WHOLE YELLOW AV.QLTY	KG.	80.00	105.00	115.00	110.00	125.00	110.00	100.00	130.00	100.00	110.00
BEANS (LAL LOBIA)	KG.	170.00	180.00	190.00	180.00	190.00	170.00	180.00	150.00	120.00	180.00
POTATOES	KG	55.00	60.00	57.50	55.00	60.00	57.50	57.50	50.00	55.00	55.00
ONION	KG	27.50	27.50	27.50	30.00	25.00	27.50	30.00	27.50	25.00	25.00
TURNIP	KG	0.00	0.00	0.00	0.00	0.00	0.00	0.00	0.00	0.00	0.00
RADISH	KG	0.00	0.00	0.00	0.00	0.00	0.00	0.00	0.00	0.00	0.00
TOMATOES	KG	17.50	12.00	17.50	17.50	15.00	17.50	15.00	15.00	10.00	10.00
CABBAGE	KG	0.00	0.00	0.00	0.00	0.00	0.00	0.00	0.00	0.00	0.00
CAULIFLOWER	KG	0.00	0.00	0.00	0.00	0.00	0.00	0.00	0.00	0.00	0.00
BRINJAL	KG	17.50	31.67	17.50	30.00	20.00	22.50	25.00	30.00	20.00	20.00
PUMPKIN	KG	12.50	25.00	22.50	20.00	17.50	17.50	45.00	27.50	20.00	30.00
BOTTLEGOURD	KG	25.00	27.50	22.50	22.50	22.50	45.00	20.00	22.50	20.00	16.00
LADY FINGER	KG	55.00	70.00	55.00	55.00	50.00	67.50	50.00	42.50	60.00	50.00
PEAS	KG	0.00	0.00	0.00	0.00	0.00	0.00	0.00	0.00	0.00	0.00
SPINACH	KG	0.00	0.00	0.00	0.00	0.00	0.00	0.00	0.00	0.00	0.00
TINDA	KG	32.50	71.11	75.00	45.00	40.00	60.00	20.00	60.00	60.00	50.00
TURAI	KG	65.00	36.67	35.00	40.00	45.00	55.00	60.00	32.50	40.00	30.00
KARAILA	KG	22.50	35.00	27.50	30.00	30.00	35.00	40.00	37.50	30.00	40.00
ARVI	KG	0.00	0.00	0.00	0.00	0.00	0.00	0.00	0.00	0.00	0.00
CHILLIES GREEN	KG	40.00	44.17	55.00	55.00	40.00	45.00	60.00	40.00	40.00	30.00
CARROT	KG	0.00	0.00	0.00	0.00	0.00	0.00	0.00	0.00	0.00	0.00
COCUMBER (KHEERA)	KG	17.50	25.83	27.50	22.50	22.50	17.50	25.00	17.50	15.00	20.00
LEMON	250GM	50.00	68.33	62.50	75.00	80.00	65.00	30.00	55.00	40.00	60.00
SUGAR REFINED	KG.	52.00	50.50	50.50	50.00	52.00	50.50	52.00	50.00	50.00	50.00
GUR AV.QLTY	KG.	70.00	70.00	72.50	60.00	70.00	72.50	80.00	70.00	70.00	65.00
HONEY LANGANESE 500 GM.	BOTTLE	850.00	800.00	500.00	925.00	867.50	790.00	695.00	850.00	850.00	750.00
MILO 200 GM.	BOTTLE	167.00	200.00	200.00	200.00	200.00	200.00	220.00	220.00	220.00	220.00
CUSTARD POWDER RAFHAN 300 GM.	PKT	75.00	75.00	75.00	70.00	75.00	75.00	70.00	75.00	70.00	70.00
TOFFEE (HILAL)	EACH	2.00	1.00	1.00	1.00	2.00	2.00	1.00	1.00	2.00	2.00
CHOWKELATE CANDY (SMALL SIZE)	EACH	5.00	5.00	5.00	5.00	5.00	5.00	5.00	5.00	5.00	5.00
SWEETMEAT (MIXED)	KG	240.00	291.67	280.00	280.00	260.00	250.00	300.00	335.00	260.00	320.00
ICE CREAM WALLS	CUP.	40.00	40.00	40.00	40.00	40.00	40.00	40.00	40.00	40.00	40.00
ICE	KG	3.00	2.50	2.50	6.00	4.50	10.00	5.00	6.50	10.00	10.00
JAM AHMED/MITCHELLES	BOTTLE	120.00	120.00	120.00	130.00	135.00	125.00	120.00	130.00	130.00	130.00
SQUASH-MITCHELLES	BOTTLE	140.00	150.00	150.00	150.00	135.00	150.00	150.00	155.00	150.00	150.00
ROOH AFZA	BOTTLE	140.00	140.00	140.00	140.00	140.00	150.00	150.00	140.00	140.00	145.00
JAM-E-SHIREEN	BOTTLE	145.00	150.00	150.00	150.00	150.00	150.00	150.00	150.00	150.00	150.00
SAUNF	50 GM	15.00	15.67	19.00	10.00	19.00	15.00	15.00	22.00	15.00	12.00
CINAMON LOOSE AV. QLTY	50 GM.	30.00	15.17	19.00	15.00	20.00	27.50	20.00	20.00	20.00	20.00
CUMINSEED WHITE NATIONAL	50 GM.	52.00	52.00	52.00	52.00	52.00	50.00	50.00	52.00	52.00	52.00
PEPPER BLACK NATIONAL	50 GM.	96.00	96.00	96.00	96.00	96.00	96.00	96.00	96.00	96.00	96.00
CLOVES LOOSE AV.QLTY	50 GM.	80.00	95.83	97.50	80.00	95.00	135.00	90.00	105.00	100.00	92.50
CARDAMOM LARGE LOOSE AV.QLTY	50 GM.	130.00	137.50	127.50	130.00	140.00	130.00	120.00	127.50	125.00	140.00
CARDAMOM SMALL AV.QLTY	50 GM.	70.00	85.83	105.00	70.00	130.00	145.00	120.00	115.00	80.00	100.00
SALT-POWDERED (LAHORI) LOOSE	KG.	6.00	9.00	9.00	10.00	11.00	9.00	10.00	10.00	10.00	10.00
SALT POWDERED (NATIONAL/SHAN)	PKT	25.00	25.00	25.00	25.00	25.00	25.00	20.00	25.00	25.00	25.00
CHILLIES POWD.NATIONAL 200GM	PKT	105.00	105.00	105.00	105.00	105.00	105.00	105.00	105.00	105.00	105.00

Contd.

7.11 Intercity Consumer Prices May, 2014

Description	Unit	Jhang	Multan	Muzaffar-garh	D.G. Khan	Vehari	Sargodha	Mianwali	Bahawal-pur	Bahawal-nagar	R.Y. Khan
CHILLIES POWDER LOOS	KG.	200.00	230.00	230.00	200.00	180.00	220.00	300.00	190.00	240.00	240.00
CORRIANDER SEED POWD.NATIONAL	PKT	78.00	88.00	88.00	78.00	78.00	78.00	78.00	88.00	78.00	78.00
CORRIANDER SEED (LOOSE)	KG.	240.00	255.00	250.00	240.00	240.00	260.00	270.00	245.00	250.00	240.00
TURMERIC POWD.NATIONAL 50GM	PKT.	35.00	35.00	35.00	35.00	35.00	35.00	35.00	35.00	35.00	35.00
CURRY POWD. NATIONAL 200 GM	PKT.	87.00	86.00	86.00	86.00	87.00	87.00	87.00	87.00	86.00	87.00
TOMATO KETCHUP AHMED/MITCHL	BOTTLE	80.00	80.00	80.00	80.00	85.00	85.00	75.00	70.00	80.00	95.00
PICKLES AHMED/MITCHELLES	BOTTLE	90.00	95.00	95.00	90.00	110.00	95.00	105.00	105.00	105.00	110.00
VINEGAR SYNTHETIC (SIRKA)	BOTTLE	80.00	75.00	75.00	80.00	80.00	50.00	60.00	50.00	80.00	80.00
GARLIC	KG	85.00	107.50	117.50	110.00	110.00	87.50	120.00	100.00	100.00	110.00
GINGER	KG	200.00	235.00	235.00	265.00	245.00	230.00	280.00	220.00	260.00	220.00
TAPAL DANEDAR TEA 200GM PACKET	PKT	113.68	113.68	113.68	113.68	113.68	113.68	113.68	113.68	113.68	113.68
TEA LIPTON YELLOW LABEL 200GM.	PKT.	124.21	124.21	124.21	124.21	124.21	124.21	124.21	124.21	124.21	124.21
TEA LOOSE KENYA AV.QLTY 250GM.	PKT.	120.00	104.17	112.50	122.50	130.00	130.00	150.00	132.50	100.00	125.00
COFFEE-NESCAFE 75 GM. **	BOTTLE	330.00	320.00	320.00	330.00	300.00	325.00	320.00	300.00	355.00	355.00
COLD DRINK (STANDARD SIZ)	BOTTLE	22.00	20.00	20.00	25.00	22.00	22.50	25.00	22.00	25.00	25.00
FRUIT JUICE TETRA PACK	PKT.	18.00	15.00	15.00	15.00	15.00	20.00	20.00	15.00	15.00	15.00
MINERAL WATER NESTLE 1.5 LTR	BOTTLE	50.00	45.00	45.00	45.00	47.50	45.00	50.00	45.00	50.00	50.00
CIGARETTES K-2 10'S **	PKT	40.00	36.00	36.00	37.00	38.00	40.00	38.00	36.00	40.00	38.00
CIGARETTES CAPSTAN 10'S **	PKT	40.00	38.00	38.00	40.00	40.00	40.00	45.00	38.00	40.00	40.00
CIGARETTES GOLD LEAF 20'S	PKT	90.00	84.00	84.00	90.00	90.00	90.00	90.00	88.00	90.00	90.00
CIGARETTES MORVEN GOLD 20'S	PKT	40.00	38.00	38.00	40.00	40.00	40.00	45.00	42.00	40.00	42.00
BETEL LEAVES	50GM.	90.00	62.50	55.00	60.00	87.50	55.00	75.00	105.00	60.00	60.00
BETEL NUTS	KG.	440.00	255.00	255.00	225.00	255.00	270.00	290.00	270.00	230.00	220.00
LONG CLOTH 57" GUL AHMED/AL-KARAM	METER	360.00	250.00	250.00	237.50	165.00	200.00	200.00	180.00	270.00	270.00
SHIRTING AV.QLTY.	METER	300.00	210.00	190.00	175.00	155.00	140.00	150.00	115.00	175.00	175.00
PANT CLOTH W & WEAR AV.QLTY	METER	400.00	342.50	342.50	325.00	412.50	425.00	400.00	525.00	550.00	475.00
LAWN PRINTED GUL AHMED/AL-KARAM	METER	360.00	270.00	270.00	237.50	175.00	360.00	200.00	366.00	360.00	360.00
GEORGETTE AV.QLTY	METER	350.00	108.00	115.00	125.00	145.00	175.00	105.00	110.00	220.00	225.00
LINEN AV.QLTY ***	METER	250.00	230.00	210.00	90.00	160.00	135.00	140.00	125.00	220.00	240.00
HEAVY WT SUITING LAWERNCPUR AVG QLTY	METER	1600.00	1200.00	1200.00	1200.00	1200.00	950.00	950.00	1425.00	1500.00	1300.00
HEAVY WT SUITING LAWERNCPUR SUP QLTY	METER	1800.00	1950.00	1950.00	1950.00	1950.00	1200.00	1200.00	2050.00	2000.00	1600.00
TROPICAL SUITING LAW.PUR	METER	1600.00	1200.00	1200.00	700.00	750.00	950.00	950.00	1250.00	1400.00	1100.00
PANT BOY 24"/26" LENGTH.	EACH	550.00	380.00	365.00	550.00	425.00	400.00	350.00	462.50	550.00	400.00
SHIRT BOY 24"/26" LENGTH	EACH	450.00	310.00	290.00	350.00	275.00	275.00	255.00	387.50	400.00	400.00
SCHOOL UNI. PANT,SHIRT BOYS	SUIT	700.00	573.33	525.00	650.00	412.50	462.50	600.00	725.00	750.00	800.00
SCHOOL UNI. KAMEEZ,SHAL.BOYS	SUIT	750.00	518.00	675.00	750.00	412.50	550.00	600.00	725.00	750.00	700.00
SCHOOL UNI. KAMEEZ,SHAL.GIRL	SUIT	700.00	516.67	675.00	750.00	412.50	530.00	650.00	687.50	750.00	750.00
FROCK W/WEAR GIRLS	EACH	1200.00	1200.00	1650.00	900.00	525.00	925.00	1000.00	1950.00	1300.00	990.00
AWAMI-SUIT W & W(BOY) 24"/26	SUIT	1100.00	775.00	775.00	950.00	587.50	750.00	1200.00	775.00	1400.00	1000.00
AWAMI-SUIT W&W (GENTS)AV.QLTY	SUIT	1350.00	935.00	1225.00	1450.00	1150.00	1750.00	1200.00	1150.00	1500.00	1385.00
PULLOVER GENTS OXFORD/BON.	EACH	2880.00	2830.00	2830.00	2600.00	3275.00	3400.00	2300.00	2550.00	2880.00	2880.00
PULLOVER LADIES OXFORD/BON.	EACH	2300.00	2450.00	2450.00	2500.00	3275.00	2500.00	2300.00	2380.00	2795.00	2795.00
PULLOVER (GENTS) OTHERS A.QTY	EACH	600.00	941.67	825.00	500.00	575.00	875.00	800.00	950.00	1400.00	800.00
SECOND-HAND COAT FOR MEN	EACH	500.00	375.00	375.00	200.00	200.00	150.00	420.00	1050.00	500.00	425.00
SECONDHAND SWEETER FOR MEN DUP QLTY	EACH	150.00	212.50	175.00	50.00	95.00	150.00	150.00	425.00	200.00	175.00
SECONDHAND WINTER JACKET	EACH	500.00	265.00	262.50	150.00	212.50	250.00	300.00	650.00	400.00	325.00
UNDERWEAR AV.QLTY MEDIUM SIZE	EACH	120.00	148.33	145.00	130.00	87.50	90.00	150.00	110.00	200.00	200.00
VEST FOR MEN AV.QLTY.	EACH	130.00	126.67	145.00	110.00	115.00	110.00	150.00	182.50	200.00	200.00
VEST/SHAMEEZ (WOMEN) AVG. QLTY	EACH	180.00	159.17	135.00	155.00	95.00	90.00	150.00	162.50	200.00	150.00
SOCKS NYLON (PAKISTANI)	PAIR	70.00	92.50	82.50	80.00	77.50	110.00	100.00	115.00	100.00	95.00
BRASSIER AV.QLTY.	EACH	220.00	149.17	87.50	135.00	95.00	110.00	200.00	160.00	210.00	210.00
BRASSIER SUP QLTY	EACH	525.00	310.00	210.00	275.00	225.00	405.00	360.00	387.50	550.00	595.00
DOPATTA GEORGETTE AV.QLTY.	EACH	400.00	216.67	210.00	250.00	325.00	225.00	200.00	310.00	400.00	412.50
DOPATTA COTTON AV GLTY	EACH	200.00	210.00	205.00	250.00	195.00	235.00	180.00	337.50	400.00	250.00
CHADDAR (W/WEAR) (2x2.5 MTR)	EACH	500.00	375.00	475.00	375.00	375.00	350.00	300.00	425.00	650.00	450.00

Contd.

7.11 Intercity Consumer Prices May, 2014

Description	Unit	Jhang	Multan	Muzaffar-garh	D.G. Khan	Vehari	Sargodha	Mianwali	Bahawalpur	Bahawalnagar	R.Y. Khan
LUNGI/DHOTI(COTTON) AVG. QLTY	EACH	350.00	208.33	265.00	275.00	245.00	265.00	275.00	287.50	400.00	300.00
HANDKERCHIEF AVG. QLTY PAK	EACH	50.00	40.00	42.50	50.00	30.00	35.00	40.00	32.50	50.00	35.00
HANDKERCHIEF SUP. QLTY PAK	EACH	80.00	52.50	57.50	70.00	60.00	50.00	60.00	72.50	70.00	60.00
GLOVES AV QLTY	PAIR	60.00	96.67	95.00	150.00	72.50	90.00	115.00	115.00	100.00	95.00
AZARBAND COTTON AVG. QLTY	EACH	15.00	13.00	13.50	20.00	15.00	17.50	15.00	13.50	15.00	15.00
SEWING THREAD/REEL(ASLI PARI)	EACH	7.00	7.00	10.00	5.00	12.00	6.50	6.00	5.00	6.00	6.00
WASHING CHARGES PAINT & SHIRT	SUIT	100.00	106.67	100.00	60.00	107.50	90.00	120.00	115.00	70.00	70.00
DRY CLEANING SUIT COAT PANT	SUIT	300.00	278.00	262.50	250.00	325.00	300.00	350.00	487.50	350.00	250.00
WASHING CH. (KAMIZ-SHALWAR)	PAIR	70.00	73.33	70.00	60.00	80.00	70.00	60.00	85.00	60.00	60.00
TAILORING SHIRT	EACH	300.00	358.33	275.00	325.00	325.00	375.00	300.00	425.00	300.00	400.00
TAILORING CHARGES PANT (MEN)	EACH	500.00	470.00	425.00	550.00	512.50	550.00	400.00	475.00	500.00	450.00
TAILORING COAT-PANT SUIT	SUIT	3500.00	3450.00	3350.00	3250.00	3650.00	3000.00	3050.00	4900.00	4000.00	4000.00
TAILORING AWAMI-SUIT (MALE)	SUIT	450.00	475.00	400.00	450.00	425.00	425.00	450.00	475.00	400.00	550.00
TAILORING SUIT FEMALE	SUIT	450.00	333.33	300.00	325.00	337.50	500.00	300.00	475.00	350.00	475.00
GENTS SHOES PAUL BATA	PAIR	1199.00	1199.00	1199.00	1199.00	1199.00	1199.00	1199.00	1199.00	1199.00	1199.00
GENTS SANDAL BATA	PAIR	699.00	699.00	699.00	699.00	699.00	699.00	699.00	699.00	699.00	699.00
GENTS SPOUNG CHAPPAL BATA	PAIR	179.00	179.00	179.00	179.00	179.00	179.00	179.00	179.00	179.00	179.00
LADIES SANDAL BATA	PAIR	499.00	499.00	499.00	499.00	499.00	499.00	499.00	499.00	499.00	499.00
LADIES SPOUNG CHAPPAL BATA	PAIR	179.00	179.00	179.00	179.00	179.00	179.00	179.00	179.00	179.00	179.00
CHILD SHOE POWER LITE BATA	PAIR	599.00	599.00	599.00	599.00	599.00	599.00	599.00	599.00	599.00	599.00
GENTS SHOE, ART 1109 SERVICE	PAIR	999.00	999.00	999.00	999.00	999.00	999.00	999.00	999.00	999.00	999.00
NYLON JOGGER 27 SIZE 2-5 ***	PAIR	1299.00	1299.00	1299.00	1299.00	1299.00	1299.00	1299.00	1299.00	1299.00	1299.00
CHINA FOOT WEAR AV. QLTY (MALE) *	PAIR	800.00	516.67	525.00	450.00	675.00	550.00	400.00	1100.00	500.00	500.00
CHINA FOOT WEAR AV. QLTY (FEMALE) *	PAIR	700.00	325.00	325.00	325.00	325.00	450.00	400.00	1050.00	400.00	400.00
CHINA FOOT WEAR AV. QLTY (CHILDREN) *	PAIR	500.00	275.00	225.00	275.00	262.50	375.00	400.00	825.00	400.00	400.00
SHOE REPAIR HALF SOLE	PAIR	100.00	126.67	72.50	75.00	55.00	150.00	80.00	110.00	80.00	80.00
SHOES POLISH CHARGES AVERAGE SHOP	PAIR	20.00	17.50	17.50	20.00	15.00	17.50	15.00	17.50	20.00	20.00
HOUSE RENT (combined)	MONTH	4194.00	6054.00	4287.00	3726.00	4366.00	5444.00	3300.00	6696.00	4121.00	3505.00
rent 2	pm	4194.00	6054.00	4287.00	3726.00	4366.00	5444.00	3300.00	6696.00	4121.00	3505.00
RENT3	PM	4194.00	6054.00	4287.00	3726.00	4366.00	5444.00	3300.00	6696.00	4121.00	3505.00
RENT4	PM	4194.00	6054.00	4287.00	3726.00	4366.00	5444.00	3300.00	6696.00	4121.00	3505.00
RENT5	PM	4194.00	6054.00	4287.00	3726.00	4366.00	5444.00	3300.00	6696.00	4121.00	3505.00
RENT6	PM	4194.00	6054.00	4287.00	3726.00	4366.00	5444.00	3300.00	6696.00	4121.00	3505.00
SYNTHETIC ENEMAL ROBIALAC BALTI 3.64 LTR.	EACH	1850.00	2083.00	2083.00	1590.00	2083.00	1947.74	1620.00	2087.00	1966.00	1966.00
SYNTHETIC ENEMAL ICI BALTI 3.64 LTR.	EACH	1850.00	2077.00	2077.00	1749.00	2077.00	1938.84	1897.00	2080.00	2076.00	2076.00
CEMENT (LOCAL) SPECIFY BRAND NAME	BAG	515.00	505.00	505.00	500.00	497.50	495.00	500.00	510.00	495.00	500.00
BRICKS (NEW) IST CLASS	P/1000	5300.00	5400.00	4600.00	4550.00	4500.00	5550.00	4800.00	4900.00	4000.00	5000.00
CEMENT BLOCKS (6"x8"x12")	P/100	0.00	0.00	0.00	0.00	0.00	0.00	0.00	0.00	0.00	0.00
BAJREE	100CFT	3600.00	4800.00	3100.00	2500.00	5250.00	2900.00	2500.00	4500.00	5500.00	5500.00
SAND (BLACK PIT SAND)	K100CFT	2300.00	1800.00	1600.00	1800.00	1650.00	1550.00	1800.00	2000.00	2000.00	1600.00
TIMBER SHESHAM LOG IST QUALITY	cubmt.	38846.00	71000.00	52965.00	52900.00	42377.00	63566.00	42377.00	40612.00	56496.00	56494.00
IRON BAR (M.S. BAR) 1/2"	P/TON	76000.00	73500.00	73500.00	73000.00	80000.00	75500.00	77000.00	79250.00	76000.00	72000.00
CARPANTER WAGE RATE	P/DAY	800.00	725.00	625.00	725.00	575.00	575.00	800.00	575.00	600.00	650.00
MASON (RAJ) WAGE RATE	P/DAY	800.00	700.00	675.00	725.00	600.00	675.00	800.00	625.00	600.00	700.00
UNSKILLED LABOUR WAGE RATE	P/DAY	400.00	400.00	375.00	400.00	350.00	375.00	400.00	375.00	350.00	400.00
PLUMBER WAGE RSTE	P/DAY	800.00	725.00	675.00	725.00	575.00	575.00	800.00	575.00	600.00	650.00
ELECTICIAN WAGE RATE PER DAY **	P/DAY	800.00	0.00	0.00	0.00	575.00	550.00	800.00	0.00	500.00	0.00
ELECTICIAN WAGE RATE PER POINT **	P/PNT	85.00	90.00	70.00	60.00	70.00	110.00	100.00	95.00	100.00	70.00
WATER CHARGES PER HOUSE	P/MONTH	60.00	100.00	0.00	75.00	50.00	25.00	65.00	60.00	50.00	50.00
ELECT.CHARGES UPTO 50 UNITS	P/UNIT	2.00	2.00	2.00	2.00	2.00	2.00	2.00	2.00	2.00	2.00
ELECT.CHARGES 01 - 100 UNIT	P/UNIT	5.79	5.79	5.79	5.79	5.79	5.79	5.79	5.79	5.79	5.79
ELECT.CHARGES 101 - 300 UNIT	P/UNIT	9.70	9.70	9.70	9.70	9.70	9.70	9.70	9.70	9.70	9.70
ELECT.CHARGES 301 - 1000 UNIT	P/UNIT	15.27	15.27	15.27	15.27	15.27	15.27	15.27	15.27	15.27	15.27
ELECT.CHARGES ABOVE 1000 UNIT	P/UNIT	17.41	17.41	17.41	17.41	17.41	17.41	17.41	17.41	17.41	17.41
ELEC	PM	10.03	10.03	10.03	10.03	10.03	10.03	10.03	10.03	10.03	10.03

Contd.

7.11 Intercity Consumer Prices May, 2014

Description	Unit	Jhang	Multan	Muzaffar-garh	D.G. Khan	Vehari	Sargodha	Mianwali	Bahawal-pur	Bahawal-nagar	R.Y. Khan
GAS CHR9 upto 3.3719 MMBUT	MMBTU	124.18	124.18	124.18	124.18	0.00	124.18	0.00	124.18	0.00	124.18
GAS CHR9 3.3719 - 6.7438 MMBUT	MMBTU	248.37	248.37	248.37	248.37	0.00	248.37	0.00	248.37	0.00	248.37
GAS CHR9 6.7438 - 10.1157 MMBUT	MMBTU	248.37	248.37	248.37	248.37	0.00	248.45	0.00	248.37	0.00	248.37
GAS CHR9 10.1157 - 13.4876 MMBUT	MMBTU	620.91	620.91	620.91	620.91	0.00	620.91	0.00	620.91	0.00	620.91
GAS	PM	620.91	620.91	620.91	620.91	0.00	620.91	0.00	620.91	0.00	620.91
GAS	PM	372.55	372.55	372.55	372.55	0.00	372.55	0.00	372.55	0.00	372.55
KEROSENE OIL	LTR	110.00	115.50	120.00	112.50	120.00	110.00	125.00	119.00	120.00	120.00
FIREWOOD WHOLE	40 KG.	500.00	545.00	525.00	450.00	490.00	475.00	300.00	565.00	560.00	550.00
CHAIR SHESHAM WOOD WITH ARMS **	EACH	1800.00	1450.00	1450.00	1500.00	1900.00	2000.00	1800.00	2650.00	2300.00	1400.00
CHAIR PLASTIC (CHAIRMAN) AVERAGE QUALITY	EACH	725.00	675.00	650.00	550.00	650.00	800.00	800.00	1150.00	750.00	600.00
TABLE SHESHAM WOOD (4X2X5") ***	EACH	3200.00	4033.33	4250.00	3000.00	3000.00	3750.00	3000.00	7550.00	10000.00	6000.00
SOFASET WOODEN WITH FOAM SEAT **	SET	18000.00	13500.00	12250.00	16000.00	14500.00	18000.00	15000.00	26750.00	16000.00	20000.00
COT IRON (WITH NIWAR)AV.QLTY.	EACH	2100.00	1850.00	1750.00	1550.00	1450.00	1900.00	1650.00	3450.00	2200.00	2000.00
ALMIRAH (STEEL) 6'X3' 20 GUAGE	EACH	8000.00	6700.00	6750.00	9000.00	12000.00	10750.00	8000.00	13750.00	12000.00	7500.00
DINNING TABLE 6 CHAIRS A.QLTY	SET	25000.00	18250.00	16500.00	19500.00	21000.00	23500.00	12000.00	27500.00	22000.00	25000.00
SINGLE BED WITHOUT FOAM MED.	EACH	7000.00	5625.00	4900.00	4750.00	5000.00	5500.00	4000.00	8750.00	6500.00	5000.00
MATRESS SINGLE(4"THICK)	EACH	5240.00	5000.00	5050.00	5100.00	5100.00	4900.00	4500.00	5700.00	5700.00	5700.00
FARSHI DARI 12'X9' AV.QLTY	EACH	2500.00	1200.00	1300.00	1000.00	1175.00	1250.00	1500.00	1950.00	1300.00	1300.00
DARI COTTON (6'x2 1/2') AV.QL	EACH	450.00	450.00	600.00	400.00	325.00	550.00	725.00	1550.00	1200.00	450.00
CARPET PLAIN AV. QLTY	SQFT.	35.00	31.83	30.00	25.00	29.00	37.50	55.00	27.50	42.00	35.00
QUILT (LIHAF) 3 KG. COTTON	EACH	1200.00	956.25	725.00	500.00	775.00	1400.00	1000.00	1250.00	1200.00	600.00
BLANKET (90" x 54")	EACH	3500.00	3750.00	3750.00	1800.00	3750.00	4250.00	3200.00	4900.00	4000.00	3500.00
BEDSHEET SINGLE BED SUP.QLTY	EACH	700.00	633.33	525.00	550.00	625.00	650.00	450.00	1350.00	800.00	450.00
BED SHEET DOUBLE WITH TWO PILLOW COVERS SUP QLTY	SET	1200.00	1258.33	1150.00	900.00	1225.00	1350.00	800.00	2150.00	2000.00	1800.00
TOWEL(3'x2') AV. QALTY	EACH	250.00	242.00	235.00	200.00	275.00	190.00	280.00	187.50	300.00	300.00
CEILING FAN 48" SUPER QLTY **	EACH	2850.00	3095.00	3095.00	3095.00	3095.00	3400.00	3300.00	2550.00	3095.00	2800.00
PEDESTAL FAN 22" SUPER QLTY	EACH	4200.00	4870.00	4750.00	4600.00	4750.00	4000.00	3400.00	3775.00	4720.00	3850.00
REFG. DAWLENCE 10 CFT. D.DOOR	EACH	29800.00	29600.00	29600.00	31500.00	29300.00	33000.00	27500.00	30500.00	31500.00	30000.00
D-FREEZER WAVES 8 CFT.	EACH	30500.00	28900.00	28900.00	27000.00	28900.00	28500.00	25000.00	30500.00	28600.00	31000.00
AIRCONDITIONER 1.5 TON PEL	EACH	41500.00	40000.00	40000.00	42000.00	35000.00	35000.00	41000.00	38500.00	38500.00	41000.00
SPLIT AIR CONDITIONER 1.5 TON (SPECIFY BRAND NAME)	EACH	48000.00	48000.00	48000.00	47000.00	42000.00	41000.00	41000.00	45000.00	47000.00	43000.00
AIRCOOLER SUPER ASIA	EACH	13500.00	13000.00	13000.00	14500.00	13400.00	14500.00	9500.00	14600.00	15500.00	11000.00
WASHING MACHINE SINGER	EACH	15450.00	15600.00	15600.00	15650.00	15500.00	15900.00	15000.00	15700.00	15450.00	14700.00
SEWING MACHINE(SINGER)	EACH	5800.00	5860.00	6400.00	6400.00	6210.00	5810.00	5210.00	5250.00	5750.00	6000.00
GIZER LARGE SIZE 30 GALLON CAPACITY SUP QLTY	EACH	19500.00	19400.00	19400.00	19700.00	19400.00	19000.00	12500.00	14025.00	16000.00	19900.00
GAS BURNER DOUBLE SPFY.BRAND	EACH	2000.00	1475.00	1425.00	1300.00	1250.00	1750.00	1500.00	1750.00	2200.00	1500.00
ELECT. IRON PHILIPS MDL.1120	EACH	1500.00	2100.00	1600.00	2100.00	1500.00	2500.00	1600.00	1300.00	2000.00	2100.00
ELECTRIC JUICER FOR APPLE	EACH	7875.00	8400.00	8200.00	3600.00	8250.00	4250.00	6375.00	4700.00	6000.00	4500.00
S.STEEL DEGHCHI MEDIUM SIZE ***	EACH	400.00	767.50	400.00	350.00	737.50	425.00	525.00	1150.00	550.00	570.00
ALUMINIUM COOKING PAN (DEGCHI) MED SIZE	EACH	550.00	296.25	285.00	350.00	565.00	475.00	500.00	1050.00	1300.00	1500.00
NON STICK COOKING PAN (DEGCHI) SUP. QLTY	EACH	800.00	757.14	650.00	650.00	765.00	725.00	750.00	1500.00	1400.00	1450.00
FRYING PAN STEEL AVG. QLTY MED. SIZE	EACH	400.00	295.00	195.00	300.00	255.00	225.00	325.00	700.00	550.00	570.00
TAWA IORN (MEDIUM SIZE) AVG. QLTY	EACH	275.00	185.00	225.00	180.00	210.00	237.50	350.00	325.00	350.00	235.00
S.STEEL PLATE A.QLTY.(M.SIZE)	EACH	80.00	75.00	55.00	60.00	72.50	65.00	90.00	95.00	70.00	75.00
TABLE SPOON S.STEEL SUP.QLTY.	DOZEN	320.00	275.83	245.00	350.00	390.00	375.00	300.00	587.50	450.00	360.00
WATER SET JUG+6 GLASSES (OMROC)	SET	380.00	380.00	410.00	350.00	330.00	800.00	400.00	625.00	400.00	410.00
TEA SET PAK. CHINAWARE 21 PCS.	SET	2000.00	1637.50	1825.00	2000.00	1775.00	1900.00	1500.00	2150.00	1750.00	1950.00
DINNER SET PLASTIC 72 PIECES SUPERIOR QLTY	SET	4200.00	4675.00	4750.00	5000.00	5500.00	5250.00	3525.00	6750.00	7800.00	7800.00
HOTPOT SET PLASTIC 3 PCS.	SET	1350.00	1275.00	1050.00	1600.00	1425.00	1300.00	1200.00	2050.00	1200.00	1250.00
BUCKET(BALTI) PLASTIC MED.SIZ	EACH	300.00	290.00	255.00	350.00	312.50	375.00	250.00	462.50	370.00	220.00
LOTA PLASTIC (MED SIZE) AVERAGE QUALITY	EACH	50.00	46.67	55.00	50.00	52.50	45.00	60.00	55.00	80.00	50.00
PRESURE COOKER 4 LTR.	EACH	1540.00	1650.00	1650.00	1000.00	1575.00	1200.00	1225.00	2100.00	1540.00	1580.00
WATER COOLER 9/10 LTR.PLASTIC ***	EACH	800.00	513.00	525.00	600.00	425.00	675.00	700.00	925.00	600.00	480.00
THERMOS STARVAC 1 LTR	EACH	425.00	391.00	390.00	370.00	462.50	450.00	400.00	600.00	450.00	240.00
BULB PHILIPS 100-WATTS	EACH	30.00	30.00	30.00	30.00	30.00	27.50	25.00	30.00	28.00	27.50

Contd.

7.11 Intercity Consumer Prices May, 2014

Description	Unit	Jhang	Multan	Muzaffar-garh	D.G. Khan	Vehari	Sargodha	Mianwali	Bahawal-pur	Bahawal-nagar	R.Y. Khan
TUBE LIGHT PHILIPS 40 WATTS	EACH	95.00	100.00	100.00	95.00	97.50	100.00	100.00	100.00	100.00	100.00
ELECTRIC BLUBS "0" WATTE LOCAL	EACH	20.00	20.00	20.00	20.00	20.00	20.00	20.00	20.00	25.00	22.50
ELECTRIC BLUB ENERGY SAVER 14 WATTS	EACH	140.00	165.00	165.00	165.00	170.00	165.00	150.00	175.00	165.00	170.00
WASHING SOAP 250 GMS SPECIFY BRAND NAME	EACH	20.00	22.00	20.00	25.00	39.00	38.00	35.00	40.00	40.00	40.00
SURF EXCEL 400 GMS POLY BAG	EACH	125.00	125.00	125.00	125.00	125.00	125.00	125.00	125.00	125.00	125.00
WASHING POWDER 1000 GRM	EACH	185.00	185.00	185.00	185.00	180.00	185.00	185.00	185.00	185.00	185.00
WASHING POWDER (WHEEL/ BONUS) 100 GRAMS	EACH	95.00	95.00	95.00	90.00	95.00	95.00	95.00	95.00	95.00	90.00
CLEANSER POWDER VIM 1000 GM	PKT.	72.22	72.22	72.22	72.22	72.22	66.67	72.22	72.22	72.22	72.22
FINIS 500 ML	BOTTLE	185.00	185.00	185.00	190.00	150.00	195.00	155.00	237.50	175.00	175.00
PHNYLE TYPHONE/FINIS/CARRANITE 3 LITRES	BOTTLE	130.00	150.00	150.00	150.00	145.00	145.00	165.00	150.00	140.00	155.00
HARPIC	BOTTLE	130.00	130.00	130.00	130.00	126.25	125.00	125.00	130.00	130.00	130.00
BOOT POLISH CHERRY/KIWI 50ML	EACH	80.00	100.00	100.00	100.00	100.00	90.00	92.50	100.00	100.00	100.00
ROBIN BLUE (35 GRAMS)	PKT.	45.00	45.00	45.00	45.00	45.00	40.00	25.00	45.00	40.00	45.00
TISSU PAPER PERFUMED 100 PCS.	PKT	90.00	90.00	90.00	90.00	90.00	105.00	110.00	90.00	110.00	90.00
TOILET PAPER ROLL (R.PETEL)	P/ROLL	35.00	35.00	35.00	35.00	35.00	35.00	35.00	38.00	35.00	38.00
BOOT POLISH LIQUID CHEERY BLOSSOM KIWI 75 ML	BOTTLE	140.00	140.00	140.00	135.00	140.00	130.00	120.00	120.00	120.00	135.00
MATCH BOX SMALL	EACH	2.00	1.50	1.50	2.00	2.00	2.00	2.00	2.00	2.00	2.00
DRY CELL 1.5 VOLT(LOCAL)	EACH	25.00	25.00	25.00	20.00	25.00	22.50	20.00	20.00	25.00	25.00
HAND STITCHING NEEDLE M.SIZE	PACKET	10.00	10.00	10.00	5.00	10.00	10.00	9.00	5.50	6.00	6.00
SEWING MACHINE NEEDLE (SINGER)	EACH	6.00	8.60	8.60	5.00	5.00	5.00	5.00	5.00	8.50	8.50
HOUSEHOLD SERVANT FEMALE P/T	P/MNTH	2200.00	1500.00	1200.00	1350.00	1350.00	2750.00	2000.00	1900.00	1800.00	1000.00
MARRIAGE HALL WITH FURNITURE	P/HEAD	150.00	84.17	72.50	110.00	95.00	140.00	60.00	90.00	105.00	70.00
SEPTRAN TABLETS	10TAB.	15.00	15.00	15.00	15.00	15.00	15.00	15.00	15.00	15.00	15.00
BRUFEN TABS 200-MG.	10TAB.	10.00	10.00	10.00	10.00	10.00	10.00	10.00	10.00	10.00	10.00
PANADOL TAB. EXTRA/PLAIN	10TAB.	10.00	10.00	10.00	10.00	10.00	10.00	10.00	10.00	10.00	10.00
DISPRIN TAB.	10TAB.	10.00	10.00	10.00	10.00	10.00	10.00	10.00	10.00	10.00	10.00
TRISIL TAB.	10 TAB	10.00	10.00	10.00	10.00	10.00	10.00	10.00	10.00	10.00	10.00
FLAGYL TAB. 200 MG.	10TAB.	10.00	10.00	10.00	10.00	10.00	10.00	10.00	10.00	10.00	10.00
VENTOLIN TAB. 2MG.	10TAB.	9.00	9.00	9.00	9.00	9.00	9.00	9.00	9.00	9.00	9.00
DAONIL TAB. 5 MG.	10TAB.	17.00	17.00	17.00	17.00	17.00	17.00	17.00	17.00	17.00	17.00
ENTOX TAB.	10TAB.	10.00	10.00	10.00	10.00	10.00	10.00	10.00	10.00	10.00	10.00
RENITEC TAB. 5 MG.	10TAB.	59.00	59.00	59.00	59.00	59.00	59.00	59.00	59.00	59.00	59.00
CAC. 1000 TAB	BOTTLE	122.00	122.00	122.00	122.00	122.00	122.00	122.00	122.00	122.00	122.00
AMOXIL CAPSOLE 250 MG.S	10CAP.	36.00	36.00	36.00	36.00	36.00	36.00	36.00	36.00	36.00	36.00
CALCIUM SYRUP SANDOZ	BOTTLE	64.00	64.00	64.00	64.00	64.00	64.00	64.00	64.00	64.00	64.00
LEDERPLEX SYRUP	BOTTLE	35.00	35.00	35.00	35.00	35.00	35.00	35.00	35.00	35.00	35.00
SANCOS SYRUP (50 ML.)	BOTTLE	30.00	30.00	30.00	30.00	30.00	30.00	30.00	30.00	30.00	30.00
PHENERGAN SYRUP 120 ML.	BOTTLE	33.00	33.00	33.00	33.00	33.00	33.00	33.00	33.00	33.00	33.00
CALPOL SYRUP 60 ML.	BOTTLE	28.00	28.00	28.00	28.00	28.00	28.00	28.00	28.00	28.00	28.00
HYDRYLLIN SYRUP 120 ML.	BOTTLE	59.00	59.00	59.00	59.00	59.00	59.00	59.00	59.00	59.00	59.00
POLYFAX EYE OINTMENT	TUBE	21.00	21.00	21.00	21.00	21.00	21.00	21.00	21.00	21.00	21.00
BETNESOL EYE DROPS	BOTTLE	33.89	33.89	33.89	33.89	33.89	33.89	33.89	33.89	33.89	33.89
EAR DROPS (CARDISPORINE) ***	BOTTLE	21.00	21.00	21.00	21.00	21.00	21.00	21.00	21.00	21.00	21.00
BETNOVATE-N OINTMENT 5 GMS	TUBE	16.00	16.00	16.00	16.00	16.00	16.00	16.00	16.00	16.00	16.00
BURNOL CREAM 30 GRM	TUBE	16.00	16.00	16.00	16.00	16.00	16.00	16.00	16.00	16.00	16.00
VICKS VAPORUB/BALM	BOTTLE	36.00	36.00	36.00	36.00	36.00	36.00	36.00	36.00	36.00	36.00
GLYCRINE SMALL BOTTLE	BOTTLE	30.00	18.00	18.00	20.00	15.00	20.00	25.00	20.00	25.00	20.00
JOUHAR JOSHANDA	PKT.	6.00	7.00	7.00	6.00	7.00	6.00	6.00	6.00	6.00	6.00
GALXOS-D (450 GRMS)	PKT.	168.75	168.75	168.75	151.88	151.88	151.88	151.88	168.75	151.88	151.88
GRIPE-WATER WOODWARDS	BOTTLE	50.00	50.00	50.00	50.00	50.00	50.00	50.00	50.00	50.00	50.00
SANIPLAST ONE PUTTY	EACH	2.00	1.40	1.40	1.40	2.00	2.00	2.00	2.00	1.50	1.50
O.R.S. (NIMCOL)	PKT.	15.00	15.00	15.00	15.00	15.00	15.00	15.00	15.00	15.00	15.00
DETTOL (MEDIUM)	BOTTLE	46.80	46.80	46.80	46.80	46.80	46.80	46.80	46.80	46.80	46.80
COTTON BANDAGE 2" - 4"	EACH	8.25	7.00	10.00	7.00	8.00	5.00	10.00	8.00	8.00	8.00
THERMOMETER CHINA	EACH	35.00	42.50	57.50	40.00	45.00	45.00	50.00	45.00	40.00	40.00

Contd.

7.11 Intercity Consumer Prices May, 2014

Description	Unit	Jhang	Multan	Muzaffar-garh	D.G. Khan	Vehari	Sargodha	Mianwali	Bahawal-pur	Bahawal-nagar	R.Y. Khan
DOCTOR (MBBS) CLINIC FEE	P/PAT.	300.00	100.00	100.00	100.00	100.00	150.00	300.00	200.00	200.00	250.00
URINE TEST (DR) CHARGES	P/TEST	50.00	68.75	55.00	70.00	50.00	45.00	60.00	90.00	50.00	60.00
BLOOD TEST (CP) CHARGES	P/TEST	200.00	290.00	225.00	200.00	237.50	175.00	210.00	225.00	120.00	100.00
SUGAR TEST (RANDOM/FASTING BOTH) CHARGES	P/TEST	120.00	122.50	100.00	100.00	60.00	90.00	120.00	120.00	100.00	150.00
ECG CHARGES	P/TEST	200.00	300.00	110.00	237.50	150.00	225.00	225.00	175.00	150.00	150.00
X-RAY (CHEST) CHARGES	P/X-RAY	300.00	250.00	185.00	300.00	200.00	275.00	300.00	200.00	200.00	200.00
CAR SUZUKI 800 CC (W/O. A/C)	EACH	630000.00	646300.00	0.00	636800.00	641800.00	625000.00	625000.00	640800.00	645000.00	640000.00
CAR SUZUKI 1000 CC	EACH	1049000.00	1056300.00	0.00	1050000.00	1061800.00	1050000.00	1050000.00	1050800.00	1040000.00	1070000.00
CAR TOYOTA 1300 CC	EACH	1705000.00	1610500.00	0.00	1570000.00	0.00	1589500.00	1441000.00	1558000.00	1570000.00	1620000.00
CAR HONDA CIVIC	EACH	1756500.00	2032000.00	0.00	0.00	0.00	2057000.00	0.00	0.00	2125000.00	2150000.00
MOTORCYCLE HONDA CD-70.	EACH	69900.00	69900.00	69900.00	69900.00	69900.00	69900.00	68500.00	69900.00	69900.00	69900.00
MOTORCYCLE YAMAHA 100CC.	EACH	79300.00	80000.00	80000.00	79300.00	79500.00	79500.00	79500.00	80500.00	84500.00	85000.00
MOTOR CYCLE HERO 70 CC	EACH	44500.00	47500.00	0.00	44000.00	43000.00	42500.00	44500.00	47500.00	50000.00	48500.00
BICYCLE WITH TYRES & TUBES	EACH	8200.00	7500.00	7500.00	7000.00	7550.00	7250.00	7500.00	7350.00	7650.00	7500.00
TYRE CAR WITH TUBE GENERAL	EACH	4300.00	2800.00	2900.00	2800.00	3400.00	3750.00	3000.00	3600.00	3000.00	2950.00
TYRE MOTOR CYCLE WITHOUT TUBE	EACH	1250.00	970.00	990.00	850.00	1150.00	1150.00	1200.00	1283.00	1300.00	1230.00
TYRE CYCLE SPECIFY BRAND NAME	EACH	360.00	365.00	370.00	320.00	372.50	400.00	350.00	350.00	350.00	360.00
TYRE CAR W/O TUBE	EACH	4000.00	2800.00	0.00	2800.00	2965.00	3250.00	2625.00	4200.00	2800.00	2950.00
PETROL SUPER	LITRE	107.97	107.97	107.97	107.97	107.97	107.97	107.97	107.97	107.97	107.97
HIGH SPEED DIESEL HSD	LITRE	109.34	109.34	109.34	109.34	109.34	109.34	109.34	109.34	109.36	109.34
CNG	K.G.	0.00	66.14	66.14	0.00	0.00	0.00	0.00	0.00	0.00	66.14
GAS CYLINDER STAND. SIZE	EACH	1100.00	1200.00	1265.00	1240.00	1050.00	1225.00	1400.00	1210.00	1200.00	1300.00
MOTOR CYCLE SERVICE CHARGES	EACH	270.00	230.00	225.00	200.00	175.00	275.00	300.00	225.00	250.00	250.00
CAR SERVICE CHARGES	EACH	250.00	275.00	225.00	225.00	250.00	325.00	400.00	225.00	250.00	250.00
TYRE PUNCTURE CHARGES	EACH	50.00	70.00	65.00	30.00	45.00	50.00	50.00	55.00	80.00	50.00
CYCLE OVERHAULING CHARGES	EACH	400.00	280.83	290.00	275.00	195.00	350.00	350.00	200.00	300.00	150.00
CAR TAX FOR 800CC TO 1300CC	YEARLY	1800.00	1800.00	1800.00	2400.00	1800.00	1800.00	1800.00	1800.00	1800.00	1800.00
TRAIN FARE ECO. 1-100 KM.	P/KM.	0.71	0.71	0.71	0.71	0.71	0.71	0.71	0.71	0.00	0.71
TRAIN FARE ECO. 101-500 KM.	P/KM.	1.02	1.02	1.02	1.02	1.02	1.02	1.02	1.02	0.00	1.02
TRAIN FARE ECO. > 500 KM.	P/KM.	0.93	0.93	0.93	0.93	0.93	0.93	0.93	0.93	0.00	0.93
TRAIN FARE IST SLP. 1-100KM	P/KM.	2.18	2.18	2.18	2.18	2.18	2.18	2.18	2.18	0.00	2.18
TRAIN FARE IST SLP.101-500 KM	P/KM.	2.69	2.69	2.69	2.69	2.69	2.69	2.69	2.69	0.00	2.69
TRAIN FARE IST SLP. > 500 KM	P/KM.	2.07	2.07	2.07	2.07	2.07	2.07	2.07	2.07	0.00	2.07
TRAIN FARE A/C SLP. 1-100KM.	P/KM	5.99	5.99	5.99	5.99	5.99	5.99	5.99	5.99	0.00	5.99
TRAIN FARE A/C SLP.101-500KM	P/KM.	4.77	4.77	4.77	4.77	4.77	4.77	4.77	4.77	0.00	4.77
TRAIN FARE A/C SLP > 500KM.	P/KM	4.32	4.32	4.32	4.32	4.32	4.32	4.32	4.32	0.00	4.32
PLATFORM TICKET	EACH	10.00	10.00	10.00	10.00	10.00	10.00	10.00	10.00	0.00	10.00
AUTO RICKSHAW FARES	KM/MIN	40.00	30.00	30.00	80.00	35.00	60.00	75.00	80.00	50.00	50.00
FULL TONGA CHARGES	KM/MIN	80.00	49.38	50.00	56.00	0.00	0.00	75.00	70.00	0.00	0.00
TAXI 4 SEATER FARE	KM/MIN	100.00	100.00	100.00	50.00	50.00	50.00	50.00	60.00	100.00	100.00
BUS FARE MIN (WITHIN CITY)	TICKET	0.00	13.00	0.00	0.00	0.00	15.00	0.00	0.00	0.00	0.00
BUS FARE MAX (WITHIN CIT	TICKET	0.00	26.00	0.00	0.00	0.00	27.50	0.00	0.00	0.00	25.00
BUS FARE OUTSIDE CITY	P/KM.	1.00	1.00	1.00	1.00	1.00	1.00	1.00	1.00	1.00	1.00
A/C BUS FARE OUTSIDE CITY	P/KM.	1.63	1.40	1.40	1.40	1.45	2.00	1.30	1.62	1.80	1.80
MINIBUS FARE MIN.WITH IN CITY	TICKET	0.00	13.00	0.00	0.00	0.00	0.00	0.00	0.00	0.00	0.00
MINIBUS FARE MAX.WITH IN CITY	TICKET	0.00	26.00	0.00	0.00	0.00	0.00	0.00	0.00	0.00	0.00
SUZUKI FARE MIN.WITH IN CITY	TICKET	15.00	13.00	0.00	8.00	0.00	13.50	15.00	10.00	15.00	0.00
SUZUKI FARE MAXIMUM W.IN CITY	TICKET	20.00	26.00	0.00	8.00	0.00	17.50	25.00	20.00	30.00	0.00
AIR FARE ECONOMY CLASS.	P/KM.	0.00	18.20	0.00	0.00	0.00	0.00	0.00	0.00	0.00	0.00
POSTAL ENVELOPE DOMESTIC	EACH	8.00	8.00	8.00	8.00	8.00	8.00	8.00	8.00	8.00	8.00
ENVELOPE FOR SAUDI ARABIA	EACH	50.00	50.00	50.00	50.00	50.00	50.00	50.00	50.00	50.00	50.00
POSTAL REGISTRATION CHARGES	EACH	28.00	28.00	28.00	28.00	28.00	28.00	28.00	28.00	28.00	28.00
U.M.S. REG CHARGES MIN.	EACH	58.00	58.00	58.00	58.00	59.00	58.00	58.00	59.00	58.00	58.00
T.C.S. CH. MIN.WITH IN ZONE	EACH	110.00	110.00	110.00	110.00	110.00	110.00	110.00	110.00	110.00	110.00
TELEPHONE CHARGES LOCAL CALL	P/CALL	3.94	3.94	3.94	3.94	3.94	3.94	3.94	3.94	3.94	3.94

Contd.

7.11 Intercity Consumer Prices May, 2014

Description	Unit	Jhang	Multan	Muzaffar-garh	D.G. Khan	Vehari	Sargodha	Mianwali	Bahawal-pur	Bahawal-nagar	R.Y. Khan
TEL CHARGES OUT SIDE CITY	P/CALL	3.94	3.94	3.94	3.94	3.94	3.94	3.94	3.94	3.94	3.94
INTERNET CHARGES	P/HOUR	40.00	17.50	17.50	20.00	40.00	45.00	45.00	15.00	27.50	27.50
MOBILE CELL CHARGES	P/UNIT	3.00	3.00	4.00	3.00	3.00	3.00	3.00	4.50	2.50	3.06
FAX CHARGES (LOCAL)	P/PAGE	30.00	10.00	15.00	15.00	15.00	20.00	15.00	10.00	17.50	17.50
TELEPHONE SET AV. QLTY	EACH	900.00	775.00	450.00	900.00	975.00	825.00	525.00	1150.00	800.00	650.00
MOBILE SET NOKIA/SONY/ERICSON/SAMSUNG WITHOUT CAMERA	EACH	2600.00	3200.00	3200.00	2600.00	3200.00	2150.00	3000.00	5200.00	3650.00	3650.00
T.V. 20" COLORED WEGA H-A21.	EACH	16500.00	23500.00	23500.00	23500.00	19000.00	22000.00	23250.00	23800.00	18000.00	17500.00
T.V 20" COLOR CHINA/KORIA)	EACH	11900.00	14500.00	15000.00	14900.00	6650.00	6850.00	14250.00	15300.00	13000.00	12000.00
V.C.P. PANASONIC/LG/NAT	EACH	0.00	5000.00	0.00	5000.00	0.00	0.00	6500.00	5500.00	5000.00	0.00
DVD/VCD PLAYER PANASONIC/LG	EACH	4000.00	4420.00	4200.00	4000.00	4100.00	0.00	4500.00	4950.00	5000.00	5500.00
RADIO WITH C.PLAYER NATIONAL	EACH	1650.00	3333.33	0.00	3000.00	1500.00	4500.00	3000.00	2100.00	1800.00	1250.00
PERSONNEL COMPUTER (BRANDED)	EACH	45000.00	48200.00	48200.00	35000.00	40000.00	25000.00	38500.00	35000.00	66000.00	50000.00
VID. CASSETTE BLK. TDK/SONY	EACH	0.00	180.00	170.00	150.00	165.00	165.00	150.00	200.00	180.00	100.00
COM. C.D. (TDK/IMATION)	EACH	40.00	60.00	50.00	60.00	95.00	45.00	30.00	45.00	50.00	35.00
TAPE RECORDER CASSETTE BLANK	EACH	60.00	50.00	42.50	40.00	75.00	50.00	50.00	55.00	50.00	40.00
VIDEO GAME SEGA 16 BYTE	EACH	1150.00	1300.00	0.00	1600.00	1050.00	0.00	1500.00	1650.00	1150.00	1150.00
CINEMA A/C. HIGH CLASS	TICKET	0.00	150.00	0.00	0.00	0.00	100.00	0.00	0.00	0.00	0.00
CINEMA NON-A/C HIGH CLASS	TICKET	50.00	80.00	40.00	35.00	0.00	0.00	0.00	35.00	0.00	30.00
CABLE CHARGES	PER MONT	300.00	300.00	250.00	350.00	300.00	250.00	250.00	275.00	300.00	250.00
TV.LICENCE FEE DOMESTIC	YEARLY	420.00	420.00	420.00	420.00	420.00	420.00	420.00	420.00	420.00	420.00
ENGLISH BOOK CLASS V1	EACH	77.00	77.00	77.00	77.00	77.00	77.00	77.00	77.00	77.00	77.00
ENGLISH BOOK CLASS IX OR X	EACH	129.00	129.00	129.00	129.00	129.00	129.00	129.00	129.00	129.00	129.00
ENG. BOOK IST.YR COMPLETE SET	EACH	82.00	82.00	82.00	82.00	82.00	82.00	82.00	82.00	82.00	82.00
ENGLISH BOOK BA/B.SC	EACH	178.00	178.00	178.00	178.00	178.00	178.00	178.00	178.00	178.00	178.00
URDU BOOK CLASS V (T.B.BORD)	EACH	70.00	70.00	70.00	70.00	70.00	70.00	70.00	70.00	70.00	70.00
URDU BOOK CLASS IX(X(T.B.B)	EACH	137.00	137.00	137.00	137.00	137.00	137.00	137.00	137.00	137.00	137.00
URDU BOOK IST.YEAR/INTER	EACH	51.00	51.00	51.00	51.00	51.00	51.00	51.00	51.00	51.00	51.00
URDU BOOK BA/B.SC	EACH	140.00	140.00	140.00	140.00	140.00	140.00	140.00	140.00	140.00	140.00
MATHS BOOK CALSS V (T.B.B)	EACH	84.00	84.00	84.00	84.00	84.00	84.00	84.00	84.00	84.00	84.00
MATHS BOOK CLASS IX OR X	EACH	236.00	236.00	236.00	236.00	236.00	236.00	236.00	236.00	236.00	236.00
MATHS BOOK IST.YEAR (T.B.B)	EACH	150.00	150.00	150.00	150.00	150.00	150.00	150.00	150.00	150.00	150.00
PAKISTAN STUDIES BOOK BA/B.SC	EACH	125.00	125.00	125.00	125.00	125.00	125.00	125.00	125.00	125.00	125.00
DAILY "DAWN"	P/COPY	19.00	19.00	19.00	19.00	19.00	19.00	19.00	19.00	19.00	19.00
DAILY "JANG"	P/COPY	12.00	12.00	12.00	12.00	12.00	12.00	12.00	12.00	12.00	12.00
DAILY "NAWA-E-WAQT"	P/COPY	12.00	12.00	12.00	12.00	12.00	12.00	12.00	12.00	12.00	12.00
WEEKLY "AKHBAR-E-JAHAN"	P/COPY	55.00	55.00	55.00	55.00	55.00	55.00	55.00	55.00	55.00	55.00
WEEKLY "MAG"	P/COPY	45.00	45.00	45.00	45.00	45.00	45.00	45.00	45.00	45.00	45.00
MONTHLY "NAUNEHAL DIGEST"	P/COPY	35.00	35.00	35.00	35.00	35.00	35.00	35.00	35.00	35.00	35.00
PAPER FOOLSCAPE (27"x17")	QUIRE	45.00	37.50	32.50	27.50	47.50	55.00	45.00	27.50	30.00	50.00
EXERCISE.BOOK LINED 80/100 PGS	EACH	60.00	32.50	27.50	27.50	42.50	60.00	45.00	70.00	70.00	70.00
PENCILGOLDFISH/DEER	EACH	6.00	6.50	6.00	6.00	6.00	6.00	6.00	5.00	7.00	7.00
PEN INK DOLLOR 57 ML BOTTLE	EACH	20.00	20.00	20.00	20.00	20.00	20.00	20.00	20.00	20.00	20.00
PHOTOSTATE PAPER 70 GM	PRT	320.00	268.33	330.00	360.00	295.00	365.00	310.00	280.00	350.00	350.00
BALL PEN (local)	EACH	6.00	5.50	6.00	6.00	5.00	7.00	6.00	5.00	8.00	7.00
FOUNTAIN PEN HERO/WINGS/CHINA	EACH	50.00	45.00	37.50	35.00	45.00	47.50	40.00	45.00	50.00	50.00
PRIVATE SCHOOL FEE ENGLISH MEDIUM AVERAGE STANDARD (CLASS I)	PER MONTH	1275.00	1733.33	687.50	1300.00	1125.00	800.00	800.00	2920.00	875.00	1000.00
PRIVATE SCHOOL FEE ENGLISH MEDIUM AVERAGE STANDARD (CLASS V)	PER MONTH	1275.00	1808.33	812.50	1350.00	1125.00	1100.00	1000.00	2945.00	1087.50	1400.00
PRIVATE SCHOOL FEE ENGLISH MEDIUM AVERAGE STANDARD (CLASS VI)	PER MONTH	1400.00	1866.66	900.00	1400.00	1350.00	1200.00	1300.00	2995.00	1125.00	1500.00
PRIVATE SCHOOL FEE ENGLISH MEDIUM AVERAGE STANDARD (CLASS X)	PER MONTH	1500.00	2200.00	1150.00	2250.00	1425.00	1500.00	1800.00	3150.00	1650.00	1700.00
PRIVATE MEDICLE COLLEGE FEE MBBS (IST YEAR)	PER MONTH	0.00	0.00	0.00	0.00	0.00	0.00	0.00	0.00	0.00	0.00
PRIVATE ENGINEERING COLLEGE FEE (ISTR YEAR)	PER MONTH	0.00	0.00	0.00	0.00	0.00	0.00	0.00	0.00	0.00	0.00
GOVT. COLLEGE FEE IST. YEAR	MONTH	50.00	50.00	50.00	50.00	50.00	50.00	50.00	50.00	50.00	50.00
GOVT. COLLEGE FEE 4TH. YEAR	MONTH	60.00	60.00	60.00	60.00	60.00	60.00	60.00	60.00	60.00	60.00
GOVT. UNIVERSITY FEE MSC.	MONTH	115.00	217.00	217.00	210.00	183.33	80.00	100.00	110.00	0.00	110.00
GOVT. MED. COLLEGE FEE MBBS	MONTH	0.00	999.00	873.00	1250.00	0.00	0.00	0.00	1289.00	0.00	1050.00

Contd.

7.11 Intercity Consumer Prices May, 2014

Description	Unit	Jhang	Multan	Muzaffar-garh	D.G. Khan	Vehari	Sargo-dha	Mianwali	Bahawal-pur	Bahawal-nagar	R.Y. Khan
GOVT. ENGG. COLL. FEE I YEAR	MONTH	0.00	833.00	500.00	0.00	0.00	600.00	0.00	2000.00	0.00	500.00
COACHING FEE FOR CLASS IX/X	PER MONTH	1200.00	800.00	500.00	500.00	1200.00	400.00	1500.00	1500.00	1100.00	500.00
COACHING CHARGES FOR CLASS IST YEAR/INTER (SCIENCE)	PER MONTH	1800.00	1200.00	900.00	1500.00	1800.00	900.00	2500.00	1750.00	1500.00	700.00
COACHING CHARGES FOR CLASS IST YEAR/INTER (COMMERCE)	PER MONTH	1800.00	1133.33	900.00	1000.00	1500.00	600.00	1000.00	1500.00	1500.00	600.00
I.T. TUITION FEES	PER MONTH	1000.00	1133.00	0.00	2000.00	2583.00	1250.00	0.00	2417.00	0.00	2000.00
MBA TUITION FEES	PER MONTH	0.00	5833.00	0.00	2000.00	2583.00	0.00	0.00	2750.00	0.00	4585.00
BREAD TANDOORI ST. SIZE	EACH	6.00	6.00	6.00	5.00	5.00	6.50	6.00	5.00	7.00	6.00
COOKED MUTTON (AV. HOTEL)	PLATE	140.00	105.00	110.00	95.00	120.00	200.00	140.00	85.00	150.00	150.00
COOKED BEEF (AV. HOTEL)	PLATE	70.00	70.00	80.00	65.00	70.00	95.00	100.00	65.00	120.00	70.00
COOKED DAL (AV. HOTEL)	PLATE	60.00	32.50	45.00	35.00	40.00	37.50	40.00	32.50	50.00	52.50
CHICKEN BIRYANI FULL/DOUBLE	PLATE	180.00	122.50	80.00	85.00	145.00	120.00	140.00	110.00	150.00	120.00
TEA PREPARED (ORDINARY)	CUP	15.00	20.00	17.50	20.00	15.00	18.50	15.00	15.00	20.00	20.00
HAIRCUT CHARGES FOR MEN	P/CUT	50.00	58.33	47.50	50.00	50.00	70.00	50.00	95.00	60.00	60.00
BEAUTY PORL HAIR STYL CHARGE	P/STY.	120.00	192.50	190.00	175.00	262.50	200.00	250.00	390.00	300.00	300.00
SHAVING CHARGES	PER SHV	25.00	30.00	27.50	30.00	30.00	40.00	30.00	30.00	30.00	30.00
LIPSTICK S.MISS/MEDORA	EACH	110.00	110.00	110.00	110.00	110.00	110.00	110.00	90.00	105.00	105.00
NAIL POLISH S.MISS/MEDORA	EACH	100.00	95.00	95.00	55.00	55.00	105.00	95.00	95.00	60.00	60.00
PERFUME MED.SIZE MEDORA/BROACH	EACH	180.00	110.00	110.00	180.00	180.00	180.00	110.00	180.00	180.00	180.00
HAIR-OIL AMLA/CHAMBELI	BOTTLE	110.00	110.00	110.00	100.00	110.00	110.00	100.00	110.00	100.00	110.00
TOILET SOAP LUX 95 GRAMS	EACH	40.38	40.38	40.38	40.38	40.38	40.38	40.38	40.38	40.38	40.38
TOILET SOAP LIFEBOUY 140 GRM	EACH	36.00	36.00	36.00	36.00	36.00	36.00	36.00	36.00	36.00	36.00
TOILET SOAP SAFEGUARD BATH SIZE	EACH	46.00	48.00	48.00	48.00	48.00	46.00	48.00	48.00	46.00	48.00
TOOTHPASTE MACKLINES 70 GRM	EACH	50.00	50.00	50.00	50.00	50.00	50.00	50.00	50.00	50.00	50.00
TOOTHPAST MED SIZE CLGATE 70 GMS	EACH	60.67	56.00	56.00	56.00	56.00	56.00	56.00	60.67	56.00	60.67
TOOTHBRUSH SHEILD A/PLAQUE	EACH	55.00	30.00	25.00	35.00	35.00	37.50	50.00	25.00	30.00	25.00
TOOTHPOWDER DENTONIC 90 GRM	EACH	25.00	25.00	25.00	25.00	25.00	25.00	25.00	25.00	25.00	25.00
HAIR-COLOUR BEGIN (6 GMS)	EACH	95.00	95.00	95.00	95.00	95.00	95.00	95.00	95.00	95.00	95.00
HAIR COLOUR (KALAKOLA)	BOTTLE	120.00	120.00	120.00	120.00	120.00	120.00	120.00	120.00	120.00	120.00
FACECREAM PONDS (MEDIUM)	EACH	110.00	110.00	110.00	110.00	105.00	110.00	105.00	110.00	110.00	110.00
TALC POWDER VICE ROAY,B.CAT	EACH	130.00	135.00	135.00	130.00	140.00	150.00	120.00	130.00	130.00	130.00
BLADE TREET ORDINARY 10'S	PKT.	30.00	29.67	30.00	35.00	35.00	37.50	30.00	30.00	35.00	30.00
BLADE 7-O-CLOCK STAIN. 5'S	PKT.	35.00	30.00	30.00	35.00	30.00	30.00	35.00	30.00	35.00	30.00
SHAMPOO SUNSILK/PAINTIN 100 ML	BOTTLE	110.00	110.00	110.00	110.00	110.00	110.00	110.00	110.00	110.00	110.00
BEAUTY CREAM (FAIR & LOVELY)	EACH	155.00	155.00	155.00	115.00	155.00	155.00	155.00	155.00	155.00	155.00
HAIR REMOVING CREAM (EU-CREAM)	TUBE	60.00	60.00	60.00	60.00	60.00	60.00	65.00	60.00	60.00	60.00
GEL MEDIUM SIZE	BOTTLE	60.00	90.00	90.00	130.00	60.00	85.00	85.00	100.00	120.00	100.00
DISPOSABLE RAZOR GILLET-II	EACH	40.00	35.00	35.00	35.00	40.00	40.00	40.00	40.00	45.00	40.00
SHAVING CREAM TOUCH-ME/ADM.	EACH	60.00	60.00	60.00	60.00	60.00	55.00	60.00	60.00	60.00	60.00
GOLD TEZABI 24 CT	10 GM.	40980.00	41150.00	41150.00	41152.00	40980.00	42009.00	42300.00	41307.00	41152.00	41393.00
SILVER TEZABI 24 CT	10 GM.	626.00	626.00	630.00	625.85	625.00	668.72	750.00	617.00	618.00	608.00
ARTIFICIAL JEWELLARY SET	SET	300.00	631.25	525.00	450.00	525.00	550.00	900.00	675.00	1000.00	280.00
WRIST WATCH GENTS CITIZEN (ORIGINAL) ***	EACH	5000.00	2500.00	2600.00	2500.00	3500.00	6500.00	4100.00	7200.00	3000.00	3000.00
WRIST WATCH LADIES CITIZEN (ORIGINAL) ***	EACH	5000.00	2500.00	2500.00	2500.00	3500.00	6500.00	4100.00	7000.00	3000.00	3000.00
WALL CLOCK QUARTZ AV.QLTY	EACH	1000.00	400.00	325.00	450.00	525.00	475.00	475.00	1050.00	500.00	500.00
SUITCASE REXIN (24"x16"x6")	EACH	700.00	775.00	725.00	1200.00	810.00	1650.00	1125.00	1500.00	1400.00	1150.00
TRUNK MEDIUM SIZE ***	EACH	1000.00	1191.67	1225.00	1500.00	962.50	1650.00	1990.00	1600.00	1250.00	1200.00
PURSE LADIES (LEATHER) AVERAGE QUALITY	EACH	900.00	841.67	825.00	450.00	512.50	550.00	375.00	1050.00	1200.00	1100.00

7.11 Intercity Consumer Prices May, 2014

Description	Unit	Karachi	Hyder- abad	Nawab- shah	Mirpur- khas	Mithi	Sukkar	Larkana	Dadu	Pesha- war	Mardan
WHEAT	10 KG.	360.00	350.00	330.00	325.00	325.00	320.00	312.50	300.00	370.00	380.00
WHEAT FLOUR FINE/SUPERIOR.	KG.	48.62	49.00	41.00	48.00	48.00	41.00	40.00	45.00	44.83	41.00
WHEAT FLOUR AVG. QLTY	KG.	44.31	41.63	39.00	40.00	40.00	38.50	38.00	40.00	40.67	37.50
WHEAT FLOUR BAG	10 KG.	443.08	416.25	400.00	400.00	400.00	382.50	380.00	400.00	385.00	375.00
MAIDA	KG.	53.08	49.38	46.00	48.00	55.00	50.00	50.00	60.00	51.67	50.00
SUJI	KG.	53.08	49.38	46.00	50.00	58.00	52.50	50.00	60.00	55.00	50.00
BESAN AV. QLTY.	KG.	83.08	82.50	85.00	80.00	82.00	85.00	90.00	100.00	80.00	80.00
RICE BASMATI SUP. QLTY.	KG.	153.08	130.00	140.00	140.00	140.00	150.00	140.00	140.00	141.67	145.00
RICE BASMATI 385/386	KG.	93.08	76.88	85.00	80.00	80.00	85.00	75.00	90.00	121.67	120.00
RICE BASMATI BROKEN AV.QLTY	KG.	81.54	75.63	72.00	54.00	75.00	75.00	80.00	45.00	78.33	85.00
RICE IRRI-6 (SINDH/PUNJAB)	KG.	56.54	50.00	42.00	40.00	42.00	52.50	35.50	40.00	48.50	50.00
VERMICELLI	KG.	81.54	80.00	86.00	85.00	85.00	75.00	70.00	70.00	73.33	80.00
BREAD PLAIN MEDIUM SIZE	EACH	45.00	44.00	48.00	45.00	45.00	50.00	38.00	45.00	35.00	35.00
RUSK (PAPAY)	KG.	186.15	147.50	200.00	140.00	150.00	200.00	200.00	200.00	160.00	200.00
BISCUITS-PACKED	PKT	35.00	35.00	35.00	35.00	35.00	35.00	35.00	35.00	35.00	35.00
BISCUIT-BAKERY (LOOSE)	250 GM	71.54	60.00	90.00	50.00	50.00	60.00	100.00	50.00	61.67	55.00
CORNFLAKS FAUJI 225 GM.	PKT	162.00	166.50	166.50	153.00	153.00	153.00	166.50	166.50	153.00	153.00
SAMOSAS (VEGATABLE)	EACH	10.62	10.00	6.00	7.00	6.00	11.00	12.00	15.00	6.33	7.00
PASTRY AV.QLTY.	EACH	14.62	15.75	20.00	12.00	10.00	12.50	32.50	20.00	22.50	20.00
PATTIES (VEGATABLES)	EACH	14.62	10.50	6.00	10.00	10.00	12.50	18.00	10.00	21.67	21.00
NIMCO	250 GM	81.54	52.50	90.00	55.00	55.00	70.00	60.00	50.00	53.33	60.00
CHIPS	250 GM	96.54	70.00	90.00	55.00	55.00	75.00	80.00	60.00	53.33	45.00
BEEF WITH BONE AV.QLTY.	KG	329.23	292.50	350.00	240.00	0.00	290.00	280.00	280.00	270.00	260.00
MUTTON AV.QLTY.	KG	612.31	550.00	550.00	550.00	500.00	510.00	565.00	560.00	585.83	510.00
CHICKEN FARM BROILER (LIVE)	KG	186.54	170.00	160.00	160.00	174.00	178.00	185.00	200.00	166.00	160.00
FISH-RAHU MEDIUM SIZE	KG	365.38	300.00	350.00	275.00	300.00	325.00	275.00	280.00	301.67	325.00
MILK FRESH (UNBOILED)	LTR.	84.00	78.50	80.00	70.00	60.00	75.00	80.00	70.00	71.25	71.25
CURD	KG.	120.00	103.00	100.00	80.00	78.00	85.00	95.00	100.00	80.00	82.50
MILK TETRA PACK 1/2 LTR.	PKT.	50.00	50.00	50.00	50.00	50.00	60.00	50.00	50.00	50.00	50.00
LACTOGEN 400 GRAMS	PKT.	425.00	425.00	410.00	400.00	400.00	415.00	410.00	425.00	425.00	425.00
POWDER MILK NIDO 400GM.	PKT	325.00	325.00	325.00	325.00	325.00	325.00	325.00	325.00	325.00	325.00
MILK POWDER LOOSE/PACKED	KG.	540.00	562.50	540.00	480.00	480.00	480.00	450.00	365.00	590.00	550.00
BUTTER LOCAL PACKED	50 GM.	24.00	25.00	40.00	25.00	25.00	27.50	25.00	30.00	25.00	25.00
EGGS FARM	DOZ	81.23	84.00	65.00	55.00	70.00	82.00	80.00	85.00	78.33	80.00
MUSTARD OIL AV.QLTY.	KG.	173.08	160.00	170.00	135.00	145.00	139.00	200.00	160.00	221.67	200.00
COOKING OIL (DALDA)	2.5LTR	535.00	545.00	540.00	550.00	550.00	545.00	530.00	520.00	540.00	540.00
COOKING OIL (PAKWAN) OTHER BRAND SPECIFY	2.5 LTR	525.00	545.00	530.00	540.00	540.00	545.00	530.00	520.00	440.00	440.00
VEGETABLE GHEE TIN	2.5KG.	520.00	505.00	505.00	530.00	530.00	525.00	520.00	520.00	510.00	510.00
VEGETABLE GHEE (LOOSE)	KG.	160.00	160.00	144.00	180.00	180.00	160.00	145.00	140.00	172.50	172.50
DATES AV.QLTY.	KG.	212.31	150.00	150.00	100.00	110.00	175.00	390.00	200.00	175.00	167.50
PISTACHIO AV.QLTY.	50 GM.	86.15	130.00	100.00	90.00	95.00	120.00	130.00	100.00	71.67	72.50
ALMONDS WHOLE AV.QLTY.	KG.	465.38	403.75	500.00	480.00	495.00	800.00	800.00	610.00	601.67	600.00
COCONUT DRY AV.QLTY.	KG.	252.31	290.00	220.00	280.00	300.00	260.00	270.00	280.00	243.33	245.00
RAISINS AV.QLTY.	50 GM.	20.00	20.00	20.00	20.00	15.00	27.50	20.00	25.00	22.00	15.50
GROUNDNUTS (WITH SHELL)	KG.	212.31	160.00	150.00	100.00	105.00	240.00	150.00	150.00	161.67	130.00
MALTA/MOSAMBI	DOZ	0.00	0.00	0.00	0.00	0.00	0.00	0.00	0.00	0.00	0.00
KINNU	DOZ	212.31	202.50	150.00	200.00	190.00	140.00	110.00	240.00	146.67	120.00
APPLE	KG	129.23	96.25	120.00	100.00	110.00	100.00	120.00	160.00	147.50	125.00
ALOO BUKHARA	KG	130.00	110.00	130.00	120.00	110.00	120.00	110.00	130.00	120.00	140.00
POMEGRANATE (ANNAR)	KG	0.00	0.00	0.00	0.00	0.00	0.00	0.00	0.00	0.00	0.00
GRAPES	KG	0.00	0.00	0.00	0.00	0.00	0.00	0.00	0.00	0.00	0.00
BANANAS	DOZ	73.08	57.50	35.00	40.00	40.00	75.00	55.00	60.00	80.00	90.00
MANGO KALMI	KG	106.15	80.00	170.00	100.00	100.00	120.00	110.00	100.00	110.00	100.00
GUAVA	KG	0.00	0.00	0.00	0.00	0.00	0.00	0.00	0.00	0.00	0.00

Contd.

7.11 Intercity Consumer Prices May, 2014

Description	Unit	Karachi	Hyder- abad	Nawab- shah	Mirpur- khas	Mithi	Sukkar	Larkana	Dadu	Pesha- war	Mardan
WATERMELON (TURBOOZ)	KG	26.54	30.00	30.00	20.00	20.00	20.00	20.00	20.00	33.33	30.00
MUSKMELON (KHARBOOZA)	KG	43.08	40.00	30.00	25.00	20.00	30.00	30.00	50.00	46.67	45.00
SWEETMELON (GARMA)	KG	0.00	0.00	0.00	0.00	0.00	0.00	0.00	0.00	0.00	0.00
PULSE MASOOR (WHOLE)	KG.	113.08	98.75	100.00	105.00	115.00	100.00	120.00	100.00	111.67	140.00
PULSE MASOOR (WASHED)	KG.	116.54	116.25	120.00	120.00	125.00	130.00	110.00	120.00	114.33	135.00
PULSE MOONG (WASHED)	KG.	163.08	162.50	130.00	165.00	165.00	145.00	160.00	180.00	146.67	145.00
PULSE MASH (WASHED)	KG.	138.08	125.00	120.00	124.00	122.00	135.00	120.00	140.00	135.00	135.00
PULSE GRAM	KG.	73.08	72.50	80.00	72.00	70.00	75.00	85.00	80.00	76.67	70.00
GRAM WHOLE BLACK AV.QLTY.	KG.	76.54	72.50	70.00	65.00	60.00	100.00	120.00	100.00	93.33	95.00
GRAM WHOLE YELLOW AV.QLTY	KG.	106.15	112.50	100.00	100.00	105.00	120.00	110.00	100.00	96.67	95.00
BEANS (LAL LOBIA)	KG.	166.15	132.50	100.00	110.00	120.00	155.00	120.00	120.00	123.33	125.00
POTATOES	KG	53.08	55.63	60.00	50.00	50.00	55.00	50.00	47.50	61.67	55.00
ONION	KG	28.62	28.13	30.00	30.00	30.00	32.50	27.50	25.00	39.17	37.50
TURNIP	KG	0.00	0.00	0.00	0.00	0.00	0.00	0.00	0.00	0.00	0.00
RADISH	KG	0.00	0.00	0.00	0.00	0.00	0.00	0.00	0.00	0.00	0.00
TOMATOES	KG	21.54	20.63	20.00	15.00	15.00	32.50	10.00	17.50	25.83	22.50
CABBAGE	KG	0.00	0.00	0.00	0.00	0.00	0.00	0.00	0.00	0.00	0.00
CAULIFLOWER	KG	0.00	0.00	0.00	0.00	0.00	0.00	0.00	0.00	0.00	0.00
BRINJAL	KG	33.08	40.00	20.00	15.00	15.00	20.00	20.00	20.00	35.83	37.50
PUMPKIN	KG	33.08	37.50	25.00	35.00	30.00	30.00	30.00	30.00	43.33	40.00
BOTTLEGOURD	KG	33.08	35.00	30.00	15.00	15.00	25.00	30.00	30.00	51.67	50.00
LADY FINGER	KG	83.08	40.00	50.00	30.00	25.00	30.00	30.00	20.00	74.17	60.00
PEAS	KG	0.00	0.00	0.00	0.00	0.00	0.00	0.00	0.00	0.00	0.00
SPINACH	KG	0.00	0.00	0.00	0.00	0.00	0.00	0.00	0.00	0.00	0.00
TINDA	KG	41.54	40.00	50.00	35.00	30.00	40.00	30.00	20.00	36.67	25.00
TURAI	KG	33.08	33.75	40.00	30.00	30.00	25.00	20.00	30.00	59.17	55.00
KARAILA	KG	36.54	35.00	40.00	20.00	20.00	20.00	25.00	30.00	44.17	40.00
ARVI	KG	0.00	0.00	0.00	0.00	0.00	0.00	0.00	0.00	0.00	0.00
CHILLIES GREEN	KG	33.08	40.00	80.00	40.00	40.00	40.00	30.00	40.00	85.00	60.00
CARROT	KG	0.00	0.00	0.00	0.00	0.00	0.00	0.00	0.00	0.00	0.00
COCUMBER (KHEERA)	KG	21.54	36.25	40.00	30.00	25.00	20.00	30.00	40.00	26.67	20.00
LEMON	250GM	73.08	72.50	50.00	70.00	65.00	80.00	60.00	50.00	36.67	30.00
SUGAR REFINED	KG.	52.62	51.00	51.00	50.00	50.00	51.00	51.00	52.00	53.17	54.00
GUR AV.QLTY	KG.	88.08	75.63	60.00	75.00	70.00	62.50	67.50	80.00	84.17	80.00
HONEY LANGANESE 500 GM.	BOTTLE	729.23	700.00	720.00	740.00	740.00	650.00	780.00	720.00	860.00	860.00
MILO 200 GM.	BOTTLE	210.00	150.00	170.00	165.00	165.00	167.00	167.00	200.00	170.00	170.00
CUSTARD POWDER RAFHAN 300 GM.	PKT	75.00	70.00	70.00	70.00	70.00	70.00	70.00	65.00	75.00	75.00
TOFFEE (HILAL)	EACH	1.00	1.00	1.00	1.00	1.00	1.00	2.00	1.00	1.50	1.50
CHOWKELATE CANDY (SMALL SIZE)	EACH	5.00	5.00	5.00	5.00	5.00	5.00	5.00	5.00	5.00	5.00
SWEETMEAT (MIXED)	KG	415.38	312.50	380.00	300.00	300.00	350.00	400.00	350.00	260.00	250.00
ICE CREAM WALLS	CUP.	40.00	40.00	40.00	40.00	40.00	40.00	40.00	40.00	40.00	40.00
ICE	KG	10.00	10.00	6.00	5.00	5.00	8.00	10.00	5.00	11.67	10.00
JAM AHMED/MITCHELLES	BOTTLE	120.00	130.00	120.00	110.00	110.00	130.00	120.00	115.00	130.00	117.50
SQUASH-MITCHELLES	BOTTLE	140.00	150.00	140.00	135.00	135.00	150.00	135.00	135.00	150.00	150.00
ROOH AFZA	BOTTLE	140.00	130.00	150.00	140.00	140.00	140.00	140.00	140.00	140.00	140.00
JAM-E-SHIREEN	BOTTLE	145.00	150.00	150.00	145.00	145.00	145.00	135.00	145.00	142.50	145.00
SAUNF	50 GM	21.54	20.00	20.00	12.00	16.00	20.00	20.00	15.00	20.00	17.50
CINAMON LOOSE AV. QLTY	50 GM.	26.54	20.50	35.00	15.00	15.00	20.00	20.00	20.00	19.17	20.00
CUMINSEED WHITE NATIONAL	50 GM.	52.00	52.00	50.00	50.00	50.00	50.00	50.00	50.00	52.00	52.00
PEPPER BLACK NATIONAL	50 GM.	96.00	96.00	75.00	96.00	96.00	96.00	96.00	96.00	96.00	96.00
CLOVES LOOSE AV.QLTY	50 GM.	85.00	89.38	90.00	80.00	90.00	90.00	100.00	70.00	105.00	120.00
CARDAMOM LARGE LOOSE AV.QLTY	50 GM.	130.00	113.13	100.00	130.00	130.00	120.00	110.00	130.00	135.00	130.00
CARDAMOM SMALL AV.QLTY	50 GM.	150.00	97.50	100.00	60.00	65.00	100.00	100.00	100.00	126.67	110.00
SALT-POWDERED (LAHORI) LOOSE	KG.	12.00	10.00	8.00	8.00	10.00	9.00	10.00	8.00	10.00	10.00

Contd.

7.11 Intercity Consumer Prices May, 2014

Description	Unit	Karachi	Hyder- abad	Nawab- shah	Mirpur- khas	Mithi	Sukkar	Larkana	Dadu	Pesha- war	Mardan
SALT POWDERED (NATIONAL/SHAN)	PKT	20.00	25.00	20.00	20.00	20.00	25.00	25.00	25.00	23.33	25.00
CHILLIES POWD.NATIONAL 200GM	PKT	105.00	105.00	105.00	105.00	105.00	105.00	105.00	105.00	105.00	105.00
CHILLIES POWDER LOOS	KG.	266.15	240.00	200.00	180.00	190.00	230.00	180.00	240.00	195.00	190.00
CORRIANDER SEED POWD.NATIONAL	PKT	88.00	88.00	78.00	78.00	78.00	88.00	78.00	78.00	78.00	78.00
CORRIANDER SEED (LOOSE)	KG.	206.15	180.00	200.00	200.00	200.00	160.00	190.00	200.00	203.33	200.00
TURMERIC POWD.NATIONAL 50GM	PKT.	35.00	35.00	35.00	35.00	35.00	35.00	35.00	35.00	35.00	35.00
CURRY POWD. NATIONAL 200 GM	PKT.	86.00	86.00	86.00	86.00	86.00	86.00	86.00	86.00	87.00	87.00
TOMATO KETCHUP AHMED/MITCHL	BOTTLE	80.00	71.00	95.00	85.00	85.00	80.00	80.00	90.00	88.33	90.00
PICKLES AHMED/MITCHELLES	BOTTLE	100.00	95.00	105.00	90.00	90.00	110.00	110.00	115.00	110.00	120.00
VINEGAR SYNTHETIC (SIRKA)	BOTTLE	60.00	50.00	80.00	50.00	55.00	75.00	80.00	75.00	78.33	60.00
GARLIC	KG	113.08	128.75	160.00	100.00	100.00	100.00	110.00	120.00	100.00	90.00
GINGER	KG	246.15	240.00	140.00	260.00	280.00	260.00	235.00	280.00	310.00	265.00
TAPAL DANEDAR TEA 200GM PACKET	PKT	113.68	113.68	131.58	113.68	113.68	131.58	113.68	131.58	131.58	131.58
TEA LIPTON YELLOW LABEL 200GM.	PKT.	124.21	124.21	147.37	147.37	147.37	147.37	124.21	147.37	124.21	124.21
TEA LOOSE KENYA AV.QLTY 250GM.	PKT.	126.54	110.00	150.00	125.00	115.00	130.00	125.00	135.00	127.50	127.50
COFFEE-NESCAFE 75 GM. **	BOTTLE	300.00	300.00	290.00	300.00	300.00	320.00	300.00	300.00	300.00	300.00
COLD DRINK (STANDARD SIZ)	BOTTLE	25.00	25.00	20.00	25.00	25.00	25.00	25.00	20.00	21.67	25.00
FRUIT JUICE TETRA PACK	PKT.	18.00	15.00	15.00	15.00	15.00	15.00	15.00	15.00	15.00	15.00
MINERAL WATER NESTLE 1.5 LTR	BOTTLE	50.00	45.00	45.00	45.00	45.00	45.00	45.00	40.00	45.00	45.00
CIGARETTES K-2 10'S **	PKT	38.00	36.00	40.00	40.00	40.00	38.00	40.00	38.00	40.00	40.00
CIGARETTES CAPSTAN 10'S **	PKT	40.00	40.00	40.00	40.00	40.00	38.00	42.00	40.00	42.00	42.00
CIGARETTES GOLD LEAF 20'S	PKT	90.00	90.00	90.00	90.00	90.00	85.00	90.00	90.00	90.00	90.00
CIGARETTES MORVEN GOLD 20'S	PKT	42.00	40.00	40.00	40.00	40.00	38.00	42.00	40.00	42.00	42.00
BETEL LEAVES	50GM.	56.54	62.50	70.00	65.00	70.00	70.00	50.00	80.00	70.00	80.00
BETEL NUTS	KG.	266.15	260.00	240.00	250.00	260.00	260.00	195.00	200.00	376.67	400.00
LONG CLOTH 57" GUL AHMED/AL-KARAM	METER	170.00	210.00	200.00	170.00	170.00	230.00	195.00	230.00	250.00	262.50
SHIRTING AV.QLTY.	METER	123.08	120.00	170.00	100.00	100.00	120.00	130.00	130.00	233.33	225.00
PANT CLOTH W & WEAR AV.QLTY	METER	368.08	387.50	450.00	300.00	300.00	450.00	350.00	300.00	366.67	350.00
LAWN PRINTED GUL AHMED/AL-KARAM	METER	320.00	215.00	360.00	115.00	120.00	280.00	250.00	230.00	320.00	290.00
GEORGETTE AV.QLTY	METER	110.00	110.00	225.00	130.00	140.00	125.00	130.00	100.00	110.00	110.00
LINEN AV.QLTY ***	METER	116.15	130.00	150.00	140.00	150.00	140.00	160.00	120.00	155.00	165.00
HEAVY WT SUITING LAWERNCPUR AVG QLTY	METER	1415.38	1250.00	1400.00	1400.00	1400.00	1250.00	1100.00	900.00	2250.00	2050.00
HEAVY WT SUITING LAWERNCPUR SUP QLTY	METER	1815.38	2250.00	1500.00	1500.00	1500.00	1450.00	1300.00	1300.00	2500.00	2500.00
TROPICAL SUITING LAW.PUR	METER	1000.00	1000.00	925.00	900.00	900.00	1000.00	900.00	750.00	1400.00	1400.00
PANT BOY 24"/26" LENGTH.	EACH	401.54	306.25	800.00	300.00	325.00	400.00	325.00	500.00	475.00	450.00
SHIRT BOY 24"/26" LENGTH	EACH	280.77	300.00	650.00	250.00	250.00	400.00	320.00	400.00	333.33	335.00
SCHOOL UNI. PANT,SHIRT BOYS	SUIT	496.15	583.33	750.00	600.00	650.00	600.00	425.00	520.00	736.67	675.00
SCHOOL UNI. KAMEEZ,SHAL.BOYS	SUIT	450.00	568.75	800.00	500.00	500.00	600.00	500.00	475.00	633.33	575.00
SCHOOL UNI. KAMEEZ,SHAL.GIRL	SUIT	500.00	500.00	800.00	650.00	680.00	600.00	500.00	500.00	816.67	750.00
FROCK W/WEAR GIRLS	EACH	680.77	900.00	660.00	550.00	400.00	900.00	450.00	630.00	841.67	750.00
AWAMI-SUIT W & W(BOY) 24"/26	SUIT	661.54	600.00	850.00	700.00	700.00	900.00	550.00	685.00	925.00	750.00
AWAMI-SUIT W&W (GENTS)AV.QLTY	SUIT	1026.92	950.00	1200.00	1000.00	800.00	1000.00	800.00	960.00	1615.00	1350.00
PULLOVER GENTS OXFORD/BON.	EACH	2600.00	2410.00	2800.00	2000.00	2000.00	2100.00	2085.00	2700.00	3137.50	3137.50
PULLOVER LADIES OXFORD/BON.	EACH	2600.00	2310.00	2200.00	1800.00	1800.00	1800.00	1800.00	2300.00	2740.00	2840.00
PULLOVER (GENTS) OTHERS A.QTY	EACH	800.00	900.00	1300.00	600.00	700.00	800.00	700.00	600.00	900.00	925.00
SECOND-HAND COAT FOR MEN	EACH	400.00	300.00	350.00	400.00	525.00	400.00	375.00	300.00	558.33	475.00
SECONDHAND SWEETER FOR MEN DUP QLTY	EACH	250.00	140.00	250.00	300.00	325.00	225.00	275.00	200.00	466.67	550.00
SECONDHAND WINTER JACKET	EACH	475.00	225.00	350.00	280.00	260.00	362.50	425.00	250.00	625.00	900.00
UNDERWEAR AV.QLTY MEDIUM SIZE	EACH	150.00	76.88	150.00	70.00	70.00	90.00	140.00	60.00	108.33	90.00
VEST FOR MEN AV.QLTY.	EACH	150.00	90.00	100.00	60.00	60.00	100.00	100.00	70.00	132.50	110.00
VEST/SHAMEEZ (WOMEN) AVG. QLTY	EACH	140.00	70.00	205.00	60.00	65.00	120.00	140.00	140.00	150.00	110.00
SOCKS NYLON (PAKISTANI)	PAIR	66.15	60.00	100.00	50.00	50.00	90.00	80.00	50.00	100.83	85.00
BRASSIER AV.QLTY.	EACH	179.23	106.25	250.00	125.00	80.00	120.00	180.00	100.00	116.67	110.00
BRASSIER SUP QLTY	EACH	259.23	195.00	400.00	300.00	300.00	300.00	280.00	200.00	231.67	190.00

Contd.

7.11 Intercity Consumer Prices May, 2014

Description	Unit	Karachi	Hyder- abad	Nawab- shah	Mirpur- khas	Mithi	Sukkar	Larkana	Dadu	Pesha- war	Mardan
DOPATTA GEORGETTE AV.QLTY.	EACH	243.08	200.00	350.00	300.00	300.00	225.00	300.00	250.00	251.67	260.00
DOPATTA COTTON AV GLTY	EACH	226.15	145.00	300.00	190.00	200.00	175.00	195.00	200.00	222.50	235.00
CHADDAR (W/WEAR) (2x2.5 MTR)	EACH	400.00	312.50	1000.00	350.00	300.00	275.00	460.00	350.00	850.00	725.00
LUNGI/DHOTI(COTTON) AVG. QLTY	EACH	315.38	275.00	300.00	350.00	310.00	250.00	465.00	250.00	275.00	275.00
HANDKERCHIEF AVG. QLTY PAK	EACH	43.08	25.00	45.00	40.00	40.00	50.00	50.00	45.00	27.50	27.50
HANDKERCHIEF SUP. QLTY PAK	EACH	73.08	60.00	100.00	65.00	60.00	77.50	75.00	120.00	51.67	45.00
GLOVES AV QLTY	PAIR	40.00	60.00	80.00	70.00	60.00	70.00	55.00	50.00	110.00	110.00
AZARBAND COTTON AVG. QLTY	EACH	15.00	10.00	25.00	10.00	8.00	20.00	22.50	15.00	25.83	22.50
SEWING THREAD/REEL(ASLI PARI)	EACH	7.00	6.00	6.00	5.00	5.00	7.00	7.00	7.00	8.50	8.50
WASHING CHARGES PAINT & SHIRT	SUIT	63.08	75.00	50.00	60.00	50.00	55.00	60.00	40.00	178.33	100.00
DRY CLEANING SUIT COAT PANT	SUIT	286.15	246.67	150.00	200.00	200.00	250.00	270.00	160.00	383.33	325.00
WASHING CH. (KAMIZ-SHALWAR)	PAIR	46.54	56.25	80.00	50.00	50.00	50.00	40.00	30.00	73.33	50.00
TAILORING SHIRT	EACH	350.00	325.00	350.00	200.00	250.00	400.00	350.00	200.00	466.67	425.00
TAILORING CHARGES PANT (MEN)	EACH	661.54	525.00	450.00	250.00	250.00	600.00	500.00	300.00	1150.00	775.00
TAILORING COAT-PANT SUIT	SUIT	4592.31	3450.00	4000.00	3000.00	3000.00	3750.00	3200.00	3200.00	4583.33	4000.00
TAILORING AWAMI-SUIT (MALE)	SUIT	496.15	468.75	450.00	350.00	300.00	475.00	550.00	450.00	591.67	525.00
TAILORING SUIT FEMALE	SUIT	450.00	287.50	400.00	260.00	250.00	450.00	550.00	200.00	483.33	475.00
GENTS SHOES PAUL BATA	PAIR	1199.00	1199.00	1199.00	1199.00	1199.00	1199.00	1199.00	1199.00	1199.00	1199.00
GENTS SANDAL BATA	PAIR	699.00	699.00	699.00	699.00	699.00	699.00	699.00	699.00	699.00	699.00
GENTS SPOUNG CHAPPAL BATA	PAIR	179.00	179.00	179.00	179.00	179.00	179.00	179.00	179.00	179.00	179.00
LADIES SANDAL BATA	PAIR	499.00	499.00	499.00	499.00	499.00	499.00	499.00	499.00	499.00	499.00
LADIES SPOUNG CHAPPAL BATA	PAIR	179.00	179.00	179.00	179.00	179.00	179.00	179.00	179.00	179.00	179.00
CHILD SHOE POWER LITE BATA	PAIR	599.00	599.00	599.00	599.00	599.00	599.00	599.00	599.00	599.00	599.00
GENTS SHOE, ART 1109 SERVICE	PAIR	999.00	999.00	999.00	999.00	999.00	999.00	999.00	999.00	999.00	999.00
NYLON JOGGER 27 SIZE 2-5 ***	PAIR	1299.00	1299.00	1299.00	1299.00	1299.00	1299.00	1299.00	1299.00	1299.00	1299.00
CHINA FOOT WEAR AV. QLTY (MALE) *	PAIR	600.00	500.00	500.00	450.00	400.00	500.00	750.00	800.00	866.67	825.00
CHINA FOOT WEAR AV. QLTY (FEMALE) *	PAIR	500.00	375.00	400.00	250.00	240.00	425.00	300.00	350.00	758.33	750.00
CHINA FOOT WEAR AV. QLTY (CHILDREN) *	PAIR	450.00	350.00	380.00	200.00	220.00	425.00	300.00	500.00	508.33	425.00
SHOE REPAIR HALF SOLE	PAIR	100.00	80.00	80.00	70.00	50.00	65.00	100.00	50.00	131.67	110.00
SHOES POLISH CHARGES AVERAGE SHOP	PAIR	20.00	11.00	20.00	12.50	10.00	15.00	20.00	10.00	20.00	20.00
HOUSE RENT (combined)	MONTH	9695.00	5403.00	3035.00	4512.00	2979.00	4900.00	3915.00	3155.00	7022.00	2919.00
rent 2	pm	9695.00	5403.00	3035.00	4512.00	2979.00	4900.00	3915.00	3155.00	7022.00	2919.00
RENT3	PM	9695.00	5403.00	3035.00	4512.00	2979.00	4900.00	3915.00	3155.00	7022.00	2919.00
RENT4	PM	9695.00	5403.00	3035.00	4512.00	2979.00	4900.00	3915.00	3155.00	7022.00	2919.00
RENT5	PM	9695.00	5403.00	3035.00	4512.00	2979.00	4900.00	3915.00	3155.00	7022.00	2919.00
RENT6	PM	9695.00	5403.00	3035.00	4512.00	2979.00	4900.00	3915.00	3155.00	7022.00	2919.00
SYNTHETIC ENEMAL ROBIALAC BALTI 3.64 LTR.	EACH	1750.00	1609.50	1550.00	1850.00	1850.00	1900.00	2000.00	1450.00	1800.00	1780.00
SYNTHETIC ENEMAL ICI BALTI 3.64 LTR.	EACH	1730.00	2070.00	1850.00	1850.00	1850.00	1900.00	2000.00	1450.00	1800.00	1780.00
CEMENT (LOCAL) SPECIFY BRAND NAME	BAG	533.08	535.00	495.00	550.00	550.00	550.00	540.00	530.00	500.83	490.00
BRICKS (NEW) 1ST CLASS	P/1000	0.00	5000.00	6000.00	4300.00	5000.00	5000.00	4800.00	4000.00	7816.67	7300.00
CEMENT BLOCKS (6"x8"x12")	P/100	2861.54	0.00	0.00	0.00	0.00	0.00	0.00	0.00	0.00	0.00
BAJREE	100CFT	3061.54	2862.50	2200.00	3400.00	5400.00	2650.00	3950.00	2800.00	3500.00	3200.00
SAND (BLACK PIT SAND)	K100CFT	0.00	0.00	1850.00	0.00	2000.00	1500.00	1000.00	2000.00	1866.67	1600.00
TIMBER SHESHAM LOG 1ST QUALITY	cubmt.	47000.00	38845.00	0.00	0.00	0.00	37044.00	37080.00	55500.00	42378.00	42378.00
IRON BAR (M.S. BAR) 1/2"	P/TON	71653.85	71000.00	72000.00	71500.00	72500.00	71500.00	72500.00	72000.00	78000.00	77000.00
CARPANTER WAGE RATE	P/DAY	792.31	800.00	800.00	700.00	600.00	750.00	800.00	600.00	716.67	750.00
MASON (RAJ) WAGE RATE	P/DAY	861.54	800.00	1000.00	700.00	600.00	750.00	800.00	800.00	866.67	750.00
UNSKILLED LABOUR WAGE RATE	P/DAY	530.77	500.00	450.00	400.00	400.00	375.00	350.00	350.00	466.67	400.00
PLUMBER WAGE RSTE	P/DAY	761.54	800.00	800.00	700.00	600.00	750.00	600.00	400.00	900.00	800.00
ELECTICIAN WAGE RATE PER DAY **	P/DAY	700.00	700.00	700.00	0.00	0.00	0.00	600.00	400.00	933.33	800.00
ELECTICIAN WAGE RATE PER POINT **	P/PNT	159.23	90.00	150.00	100.00	75.00	70.00	120.00	60.00	100.00	100.00
WATER CHARGES PER HOUSE	P/MONTH	117.50	191.00	40.00	40.00	200.00	57.50	150.00	35.00	150.00	120.00
ELECT.CHARGES UPTO 50 UNITS	P/UNIT	2.00	2.00	2.00	2.00	2.00	2.00	2.00	2.00	2.00	2.00
ELECT.CHARGES 01 - 100 UNIT	P/UNIT	5.79	5.79	5.79	5.79	5.79	5.79	5.79	5.79	5.79	5.79

Contd.

7.11 Intercity Consumer Prices May, 2014

Description	Unit	Karachi	Hyder- abad	Nawab- shah	Mirpur- khas	Mithi	Sukkar	Larkana	Dadu	Pesha- war	Mardan
ELECT.CHARGES 101 - 300 UNIT	P/UNIT	9.70	9.70	9.70	9.70	9.70	9.70	9.70	9.70	9.70	9.70
ELECT.CHARGES 301 - 1000 UNIT	P/UNIT	15.27	15.27	15.27	15.27	15.27	15.27	15.27	15.27	15.27	15.27
ELECT.CHARGES ABOVE 1000 UNIT	P/UNIT	17.41	17.41	17.41	17.41	17.41	17.41	17.41	17.41	17.41	17.41
ELEC	PM	10.03	10.03	10.03	10.03	10.03	10.03	10.03	10.03	10.03	10.03
GAS CHRGR upto 3.3719 MMBUT	MMBTU	124.18	124.18	124.18	124.18	0.00	124.18	124.18	124.18	124.18	124.18
GAS CHRGR 3.3719 - 6.7438 MMBUT	MMBTU	248.37	248.37	248.37	248.37	0.00	248.37	248.37	248.37	248.37	248.37
GAS CHRGR 6.7438 - 10.1157 MMBUT	MMBTU	248.37	248.37	248.37	248.37	0.00	248.37	248.37	248.37	248.37	248.37
GAS CHRGR10.1157 - 13.4876 MMBUT	MMBTU	620.91	620.91	620.91	620.91	0.00	620.91	620.91	620.91	620.91	620.91
GAS	PM	620.91	620.91	620.91	620.91	0.00	620.91	620.91	620.91	620.91	620.91
GAS	PM	372.55	372.55	372.55	372.55	0.00	372.55	372.55	372.55	372.55	372.55
KEROSENE OIL	LTR	123.54	125.00	130.00	119.00	120.00	117.50	130.00	140.00	115.75	120.00
FIREWOOD WHOLE	40 KG.	506.15	400.00	450.00	400.00	350.00	400.00	400.00	400.00	662.50	500.00
CHAIR SHESHAM WOOD WITH ARMS **	EACH	1300.00	900.00	2000.00	1000.00	1100.00	1750.00	2350.00	1200.00	1800.00	1800.00
CHAIR PLASTIC (CHAIRMAN) AVERAGE QUALITY	EACH	750.00	650.00	800.00	500.00	650.00	700.00	800.00	800.00	1000.00	1000.00
TABLE SHESHAM WOOD (4X2X5") ***	EACH	5000.00	3616.67	5300.00	2600.00	2800.00	4500.00	7650.00	5000.00	5500.00	5250.00
SOFASET WOODEN WITH FOAM SEAT **	SET	14000.00	11166.67	18000.00	12000.00	12000.00	12500.00	13750.00	20000.00	22166.67	19000.00
COT IRON (WITH NIWAR)AV.QLTY.	EACH	2000.00	1500.00	2300.00	2000.00	2000.00	1900.00	2700.00	2600.00	2100.00	2100.00
ALMIRAH (STEEL) 6'X3' 20 GUAGE	EACH	8500.00	6300.00	10000.00	6500.00	7000.00	12000.00	9500.00	12000.00	8666.67	8000.00
DINNING TABLE 6 CHAIRS A.QLTY	SET	13500.00	11166.67	20000.00	11000.00	11000.00	15000.00	16000.00	25000.00	26166.67	23500.00
SINGLE BED WITHOUT FOAM MED.	EACH	4500.00	5000.00	6500.00	3500.00	3800.00	8000.00	4750.00	5500.00	6000.00	5250.00
MATRESS SINGLE(4"THICK)	EACH	4600.00	4750.00	4700.00	6100.00	6100.00	4500.00	4800.00	6100.00	4716.67	4650.00
FARSHI DARI 12'X9' AV.QLTY	EACH	1361.54	866.67	1350.00	800.00	800.00	900.00	1275.00	800.00	1300.00	1150.00
DARI COTTON (6'x2 1/2') AV.QL	EACH	495.00	323.33	700.00	400.00	500.00	350.00	550.00	300.00	350.00	325.00
CARPET PLAIN AV. QLTY	SQFT.	60.00	36.00	35.00	35.00	40.00	32.50	90.00	22.00	38.83	41.50
QUILT (LIHAF) 3 KG. COTTON	EACH	1261.54	512.50	800.00	550.00	600.00	900.00	780.00	600.00	1100.00	1025.00
BLANKET (90" x 54")	EACH	2592.31	2400.00	4000.00	1800.00	2000.00	3000.00	3000.00	3000.00	2433.33	2500.00
BEDSHEET SINGLE BED SUP.QLTY	EACH	615.38	316.67	650.00	400.00	400.00	425.00	775.00	600.00	800.00	725.00
BED SHEET DOUBLE WITH TWO PILLOW COVERS SUP QLTY	SET	1292.31	525.00	1250.00	600.00	600.00	800.00	1050.00	1100.00	1566.67	1450.00
TOWEL(3'x2') AV. QALTY	EACH	200.00	180.00	300.00	100.00	110.00	237.50	230.00	150.00	266.67	225.00
CEILING FAN 48" SUPER QLTY **	EACH	3400.00	2400.00	3000.00	2500.00	2500.00	2850.00	3300.00	2500.00	2916.67	3000.00
PEDESTAL FAN 22" SUPER QLTY	EACH	4400.00	3600.00	3800.00	4000.00	4000.00	3850.00	4600.00	3600.00	4650.00	4350.00
REFG. DAWLENCE 10 CFT. D.DOOR	EACH	31100.00	30400.00	27500.00	27000.00	27300.00	32500.00	32000.00	28500.00	30966.67	30000.00
D-FREEZER WAVES 8 CFT.	EACH	28100.00	27900.00	28000.00	28900.00	29000.00	30000.00	33000.00	25000.00	31300.00	30500.00
AIRCONDITIONER 1.5 TON PEL	EACH	40000.00	41800.00	41000.00	41800.00	41800.00	52000.00	45000.00	55000.00	40000.00	41000.00
SPLIT AIR CONDITIONER 1.5 TON (SPECIFY BRAND NAME)	EACH	44000.00	40000.00	43500.00	46000.00	46500.00	41000.00	43000.00	42000.00	42333.33	45000.00
AIRCOLER SUPER ASIA	EACH	9200.00	8250.00	9000.00	10000.00	9000.00	12300.00	12000.00	11000.00	14400.00	14000.00
WASHING MACHINE SINGER	EACH	15600.00	15600.00	14700.00	15600.00	15600.00	15900.00	14700.00	14700.00	15500.00	15600.00
SEWING MACHINE(SINGER)	EACH	5860.00	5860.00	5250.00	5620.00	5650.00	5860.00	5210.00	5210.00	5860.00	5860.00
GIZER LARGE SIZE 30 GALLON CAPACITY SUP QLTY	EACH	17800.00	19900.00	20000.00	15500.00	15600.00	16000.00	15500.00	14000.00	20500.00	19990.00
GAS BURNER DOUBLE SPFY.BRAND	EACH	1661.54	1500.00	1800.00	1400.00	1500.00	1900.00	1500.00	1900.00	3033.33	2500.00
ELECT. IRON PHILIPS MDL.1120	EACH	1200.00	1700.00	1600.00	1200.00	1500.00	1700.00	2100.00	2000.00	2600.00	1600.00
ELECTRIC JUICER FOR APPLE	EACH	3930.77	3600.00	6000.00	3000.00	3000.00	2725.00	5000.00	3500.00	4533.33	4500.00
S.STEEL DEGCHI MEDIUM SIZE ***	EACH	486.15	450.00	700.00	480.00	490.00	600.00	490.00	400.00	741.67	650.00
ALUMINIUM COOKING PAN (DEGCHI) MED SIZE	EACH	553.08	450.00	350.00	370.00	380.00	450.00	450.00	450.00	675.00	625.00
NON STICK COOKING PAN (DEGCHI) SUP. QLTY	EACH	815.38	500.00	1000.00	550.00	560.00	550.00	495.00	450.00	1016.67	625.00
FRYING PAN STEEL AVG. QLTY MED. SIZE	EACH	306.15	200.00	350.00	260.00	260.00	300.00	430.00	190.00	416.67	375.00
TAWA IORN (MEDIUM SIZE) AVG. QLTY	EACH	207.69	200.00	300.00	250.00	250.00	300.00	395.00	190.00	383.33	400.00
S.STEEL PLATE A.QLTY.(M.SIZE)	EACH	83.08	40.63	80.00	55.00	60.00	70.00	120.00	60.00	71.67	67.50
TABLE SPOON S.STEEL SUP.QLTY.	DOZEN	270.00	250.00	300.00	250.00	280.00	350.00	340.00	250.00	408.33	350.00
WATER SET JUG+6 GLASSES (OMROC)	SET	615.38	331.88	480.00	350.00	370.00	550.00	365.00	600.00	422.50	400.00
TEA SET PAK. CHINAWARE 21 PCS.	SET	1624.62	950.00	1700.00	1250.00	1450.00	1750.00	1000.00	2000.00	2400.00	2200.00
DINNER SET PLASTIC 72 PIECES SUPERIOR QLTY	SET	5153.85	3000.00	5000.00	2600.00	2500.00	6250.00	4000.00	6200.00	8666.67	8000.00
HOTPOT SET PLASTIC 3 PCS.	SET	1261.54	1000.00	1200.00	1000.00	1000.00	1500.00	1450.00	1200.00	1200.00	1100.00
BUCKET(BALTI) PLASTIC MED.SIZ	EACH	336.15	270.00	400.00	280.00	275.00	400.00	260.00	300.00	350.00	400.00

Contd.

7.11 Intercity Consumer Prices May, 2014

Description	Unit	Karachi	Hyder- abad	Nawab- shah	Mirpur- khas	Mithi	Sukkar	Larkana	Dadu	Pesha- war	Mardan
LOTA PLASTIC (MED SIZE) AVERAGE QUALITY	EACH	60.00	50.00	60.00	50.00	50.00	60.00	55.00	50.00	41.67	40.00
PRESURE COOKER 4 LTR.	EACH	1330.77	900.00	1500.00	850.00	900.00	1500.00	1000.00	1300.00	1300.00	1100.00
WATER COOLER 9/10 LTR.PLASTIC ***	EACH	450.00	400.00	800.00	500.00	525.00	600.00	600.00	400.00	483.33	475.00
THERMOS STARVAC 1 LTR	EACH	365.38	300.00	450.00	350.00	350.00	500.00	455.00	450.00	425.00	425.00
BULB PHILIPS 100-WATTS	EACH	35.00	30.00	32.00	30.00	30.00	30.00	30.00	35.00	40.00	40.00
TUBE LIGHT PHILIPS 40 WATTS	EACH	100.00	100.00	100.00	110.00	110.00	97.50	95.00	100.00	95.00	95.00
ELECTRIC BLUBS "0" WATTE LOCAL	EACH	20.00	25.00	25.00	20.00	20.00	22.00	20.00	20.00	21.67	25.00
ELECTRIC BLUB ENERGY SAVER 14 WATTS	EACH	170.00	160.00	160.00	110.00	115.00	155.00	175.00	160.00	180.00	190.00
WASHING SOAP 250 GMS SPECIFY BRAND NAME	EACH	20.00	30.00	35.00	27.00	25.00	30.00	35.00	30.00	40.00	40.00
SURF EXCEL 400 GMS POLY BAG	EACH	125.00	125.00	125.00	125.00	125.00	125.00	125.00	125.00	125.00	125.00
WASHING POWDER 1000 GRM	EACH	185.00	185.00	175.00	175.00	175.00	185.00	185.00	185.00	185.00	185.00
WASHING POWDER (WHEEL/ BONUS) 100 GRAMS	EACH	95.00	95.00	90.00	85.00	85.00	90.00	85.00	90.00	95.00	95.00
CLEANSER POWDER VIM 1000 GM	PKT.	72.22	66.67	72.22	66.67	66.67	72.22	66.67	66.67	72.22	66.67
FINIS 500 ML	BOTTLE	160.00	225.00	200.00	125.00	125.00	160.00	165.00	180.00	130.00	125.00
PHNYLE TYPHONE/FINIS/CARRANITE 3 LITRES	BOTTLE	120.00	120.00	130.00	110.00	110.00	130.00	120.00	140.00	130.00	120.00
HARPIC	BOTTLE	125.00	125.00	125.00	125.00	125.00	130.00	125.00	125.00	125.00	125.00
BOOT POLISH CHERRY/KIWI 50ML	EACH	100.00	100.00	80.00	80.00	80.00	80.00	100.00	80.00	80.00	80.00
ROBIN BLUE (35 GRAMS)	PKT.	35.00	25.67	35.00	30.00	30.00	30.00	30.00	35.00	45.00	45.00
TISSU PAPER PERFUMED 100 PCS.	PKT	123.08	100.00	100.00	90.00	90.00	90.00	100.00	90.00	110.00	110.00
TOILET PAPER ROLL (R.PETEL)	P/ROLL	35.00	32.00	40.00	35.00	35.00	35.00	35.00	30.00	35.00	35.00
BOOT POLISH LIQUID CHEERY BLOSSOM KIWI 75 ML	BOTTLE	130.00	130.00	120.00	120.00	120.00	120.00	120.00	120.00	135.00	135.00
MATCH BOX SMALL	EACH	2.00	2.00	2.00	2.00	2.00	2.00	2.00	2.00	1.67	1.50
DRY CELL 1.5 VOLT(LOCAL)	EACH	15.00	15.00	22.00	20.00	20.00	25.00	20.00	25.00	25.00	25.00
HAND STITCHING NEEDLE M.SIZE	PACKET	6.00	6.00	8.00	5.00	5.00	8.00	9.00	6.00	5.83	6.00
SEWING MACHINE NEEDLE (SINGER)	EACH	5.00	6.00	8.00	5.00	5.00	8.00	7.00	5.00	5.83	6.00
HOUSEHOLD SERVANT FEMALE P/T	P/MNTH	1530.77	950.00	2000.00	600.00	800.00	1500.00	1150.00	1500.00	1100.00	1100.00
MARRIAGE HALL WITH FURNITURE	P/HEAD	280.77	83.75	70.00	70.00	60.00	100.00	150.00	60.00	225.00	250.00
SEPTRAN TABLETS	10TAB.	15.00	15.00	15.00	15.00	15.00	15.00	15.00	15.00	15.00	15.00
BRUFEN TABS 200-MG.	10TAB.	10.00	10.00	10.00	10.00	10.00	10.00	10.00	10.00	10.00	10.00
PANADOL TAB. EXTRA/PLAIN	10TAB.	10.00	10.00	10.00	10.00	10.00	10.00	10.00	10.00	10.00	10.00
DISPRIN TAB.	10TAB.	10.00	10.00	10.00	10.00	10.00	10.00	10.00	10.00	10.00	10.00
TRISIL TAB.	10 TAB	10.00	10.00	10.00	10.00	10.00	10.00	10.00	10.00	10.00	10.00
FLAGYL TAB. 200 MG.	10TAB.	10.00	10.00	10.00	10.00	10.00	10.00	10.00	10.00	10.00	10.00
VENTOLIN TAB. 2MG.	10TAB.	9.00	9.00	9.00	9.00	9.00	9.00	9.00	9.00	9.00	9.00
DAONIL TAB. 5 MG.	10TAB.	17.00	17.00	17.00	17.00	17.00	17.00	17.00	17.00	17.00	17.00
ENTOX TAB.	10TAB.	10.00	10.00	10.00	10.00	10.00	10.00	10.00	10.00	10.00	10.00
RENITEC TAB. 5 MG.	10TAB.	59.00	59.00	59.00	59.00	59.00	59.00	59.00	59.00	59.00	59.00
CAC. 1000 TAB	BOTTLE	122.00	122.00	122.00	122.00	122.00	122.00	122.00	122.00	122.00	122.00
AMOXIL CAPSOLE 250 MG.S	10CAP.	36.00	36.00	36.00	36.00	36.00	36.00	36.00	36.00	36.00	36.00
CALCIUM SYRUP SANDOZ	BOTTLE	64.00	64.00	64.00	64.00	64.00	64.00	64.00	64.00	64.00	64.00
LEDERPLEX SYRUP	BOTTLE	35.00	35.00	35.00	35.00	35.00	35.00	35.00	35.00	35.00	35.00
SANCOS SYRUP (50 ML.)	BOTTLE	30.00	30.00	30.00	30.00	30.00	30.00	30.00	30.00	30.00	30.00
PHENERGAN SYRUP 120 ML.	BOTTLE	33.00	33.00	33.00	33.00	33.00	33.00	33.00	33.00	33.00	33.00
CALPOL SYRUP 60 ML.	BOTTLE	28.00	28.00	28.00	28.00	28.00	28.00	28.00	28.00	28.00	28.00
HYDRYLLIN SYRUP 120 ML.	BOTTLE	59.00	59.00	59.00	59.00	59.00	59.00	59.00	59.00	59.00	59.00
POLYFAX EYE OINTMENT	TUBE	21.00	21.00	21.00	21.00	21.00	21.00	21.00	21.00	21.00	21.00
BETNESOL EYE DROPS	BOTTLE	33.89	33.89	33.89	33.89	33.89	33.89	33.89	33.89	33.89	33.89
EAR DROPS (CARDISPORINE) ***	BOTTLE	21.00	21.00	21.00	21.00	21.00	21.00	21.00	21.00	21.00	21.00
BETNOVATE-N OINTMENT 5 GMS	TUBE	16.00	16.00	16.00	16.00	16.00	16.00	16.00	16.00	16.00	16.00
BURNOL CREAM 30 GRM	TUBE	16.00	16.00	16.00	16.00	16.00	16.00	16.00	16.00	16.00	16.00
VICKS VAPORUB/BALM	BOTTLE	36.00	36.00	36.00	36.00	36.00	36.00	36.00	36.00	36.00	36.00
GLYCRINE SMALL BOTTLE	BOTTLE	20.00	25.00	25.00	20.00	15.00	15.00	15.00	27.50	20.00	20.00
JOUHAR JOSHANDA	PKT.	6.00	6.00	6.00	6.00	6.00	6.00	6.00	6.00	6.00	6.00
GALXOS-D (450 GRMS)	PKT.	157.50	151.88	151.88	151.88	151.88	151.88	151.88	151.88	151.88	151.88

Contd.

7.11 Intercity Consumer Prices May, 2014

Description	Unit	Karachi	Hyder- abad	Nawab- shah	Mirpur- khas	Mithi	Sukkar	Larkana	Dadu	Pesha- war	Mardan
GRIPE-WATER WOODWARDS	BOTTLE	50.00	50.00	50.00	50.00	50.00	50.00	50.00	50.00	50.00	50.00
SANIPLAST ONE PUTTY	EACH	2.00	2.00	2.00	1.00	1.00	2.00	2.00	2.00	2.00	2.00
O.R.S. (NIMCOL)	PKT.	15.00	15.00	15.00	15.00	15.00	15.00	15.00	15.00	15.00	15.00
DETTOL (MEDIUM)	BOTTLE	46.80	46.80	46.80	46.80	46.80	46.80	46.80	46.80	46.80	46.80
COTTON BANDAGE 2" - 4"	EACH	8.62	6.00	8.00	15.00	15.00	12.50	15.00	10.00	9.00	9.00
THERMOMETER CHINA	EACH	40.00	30.00	40.00	40.00	35.00	37.50	35.00	30.00	41.50	42.00
DOCTOR (MBBS) CLINIC FEE	PIPAT.	100.00	100.00	200.00	100.00	100.00	100.00	300.00	150.00	220.83	225.00
URINE TEST (DR) CHARGES	P/TEST	100.00	90.00	140.00	70.00	70.00	170.00	100.00	50.00	100.00	100.00
BLOOD TEST (CP) CHARGES	P/TEST	230.00	212.50	300.00	200.00	200.00	290.00	200.00	200.00	200.00	200.00
SUGAR TEST (RANDOM/FASTING BOTH) CHARGES	P/TEST	256.15	160.00	240.00	200.00	200.00	200.00	240.00	120.00	200.00	200.00
ECG CHARGES	P/TEST	200.00	213.13	350.00	200.00	200.00	350.00	200.00	200.00	200.00	200.00
X-RAY (CHEST) CHARGES	PIX-RAY	300.00	209.38	400.00	200.00	200.00	300.00	350.00	170.00	180.00	180.00
CAR SUZUKI 800 CC (W/O. A/C)	EACH	625000.00	625000.00	0.00	625000.00	0.00	625000.00	632000.00	0.00	698800.00	698000.00
CAR SUZUKI 1000 CC	EACH	1034000.00	1034000.00	1044000.00	1044000.00	0.00	0.00	0.00	0.00	1059800.00	1059800.00
CAR TOYOTA 1300 CC	EACH	1682500.00	1561500.00	1568000.00	0.00	0.00	0.00	0.00	0.00	1578000.00	1578000.00
CAR HONDA CIVIC	EACH	2035000.00	0.00	2033000.00	0.00	0.00	0.00	0.00	0.00	2386000.00	2386000.00
MOTORCYCLE HONDA CD-70.	EACH	68500.00	69900.00	69000.00	68000.00	68500.00	70000.00	70000.00	69000.00	69900.00	69900.00
MOTORCYCLE YAMAHA 100CC.	EACH	78600.00	79300.00	79300.00	0.00	0.00	78500.00	79300.00	0.00	80000.00	80000.00
MOTOR CYCLE HERO 70 CC	EACH	45000.00	43000.00	44000.00	44500.00	0.00	43000.00	43000.00	0.00	43833.33	43000.00
BICYCLE WITH TYRES & TUBES	EACH	6000.00	7550.00	9300.00	7500.00	7900.00	7600.00	7600.00	7000.00	7833.33	7600.00
TYRE CAR WITH TUBE GENERAL	EACH	3500.00	2800.00	3800.00	3300.00	3400.00	3200.00	3500.00	4000.00	3623.33	3550.00
TYRE MOTOR CYCLE WITHOUT TUBE	EACH	1200.00	950.00	1210.00	1250.00	1280.00	1200.00	1300.00	1300.00	1281.67	1275.00
TYRE CYCLE SPECIFY BRAND NAME	EACH	300.00	325.00	400.00	400.00	415.00	350.00	370.00	420.00	371.67	355.00
TYRE CAR W/O TUBE	EACH	2730.77	2700.00	3200.00	2700.00	2800.00	2700.00	2800.00	3500.00	3266.67	3250.00
PETROL SUPER	LITRE	107.97	107.97	107.97	107.97	107.97	107.97	107.97	107.97	107.97	107.97
HIGH SPEED DIESEL HSD	LITRE	109.34	109.34	109.34	109.34	109.34	109.34	109.34	109.34	109.34	109.34
CNG	K.G.	66.14	66.14	0.00	66.14	0.00	66.14	0.00	66.14	74.25	0.00
GAS CYLINDER STAND. SIZE	EACH	1045.00	1375.00	1430.00	1300.00	1350.00	1430.00	1298.00	1540.00	1466.67	1485.00
MOTOR CYCLE SERVICE CHARGES	EACH	350.00	250.00	250.00	250.00	250.00	250.00	350.00	250.00	280.00	280.00
CAR SERVICE CHARGES	EACH	365.38	350.00	500.00	300.00	300.00	350.00	500.00	400.00	300.00	300.00
TYRE PUNCTURE CHARGES	EACH	50.00	60.00	60.00	60.00	50.00	60.00	75.00	80.00	50.00	50.00
CYCLE OVERHAULING CHARGES	EACH	200.00	250.00	275.00	200.00	200.00	200.00	300.00	200.00	350.00	350.00
CAR TAX FOR 800CC TO 1300CC	YEARLY	1250.00	1250.00	1250.00	1250.00	1250.00	1250.00	1250.00	1250.00	937.50	937.50
TRAIN FARE ECO. 1-100 KM.	P/KM.	0.71	0.71	0.71	0.71	0.00	0.71	0.71	0.71	0.71	0.00
TRAIN FARE ECO. 101-500 KM.	P/KM.	1.02	1.02	1.02	1.02	0.00	1.02	1.02	1.02	1.02	0.00
TRAIN FARE ECO. > 500 KM.	P/KM.	0.93	0.93	0.93	0.93	0.00	0.93	0.93	0.93	0.93	0.00
TRAIN FARE IST SLP. 1-100KM	P/KM.	2.18	2.18	2.18	2.18	0.00	2.18	2.18	2.18	2.18	0.00
TRAIN FARE IST SLP.101-500 KM	P/KM.	2.69	2.69	2.69	2.69	0.00	2.69	2.69	2.69	2.69	0.00
TRAIN FARE IST SLP. > 500 KM	P/KM.	2.07	2.07	2.07	2.07	0.00	2.07	2.07	2.07	2.07	0.00
TRAIN FARE A/C SLP. 1-100KM.	P/KM	5.99	5.99	5.99	5.99	0.00	5.99	5.99	5.99	5.99	0.00
TRAIN FARE A/C SLP.101-500KM	P/KM.	4.77	4.77	4.77	4.77	0.00	4.77	4.77	4.77	4.77	0.00
TRAIN FARE A/C SLP > 500KM.	P/KM	4.32	4.32	4.32	4.32	0.00	4.32	4.32	4.32	4.32	0.00
PLATFORM TICKET	EACH	10.00	10.00	10.00	10.00	0.00	10.00	10.00	10.00	10.00	0.00
AUTO RICKSHAW FARES	KM/MIN	75.00	40.00	80.00	60.00	90.00	80.00	50.00	40.00	51.67	60.00
FULL TONGA CHARGES	KM/MIN	70.00	60.00	35.00	40.00	0.00	80.00	65.00	0.00	55.00	60.00
TAXI 4 SEATER FARE	KM/MIN	75.00	60.00	100.00	90.00	90.00	80.00	60.00	60.00	100.00	100.00
BUS FARE MIN (WITHIN CITY)	TICKET	10.00	10.00	0.00	10.00	0.00	0.00	0.00	0.00	12.00	12.00
BUS FARE MAX (WITHIN CIT	TICKET	16.00	17.00	0.00	16.00	0.00	0.00	0.00	0.00	20.00	19.00
BUS FARE OUTSIDE CITY	P/KM.	0.95	0.95	0.95	0.95	0.95	0.95	0.95	0.95	0.93	0.93
A/C BUS FARE OUTSIDE CITY	P/KM.	1.60	1.60	1.70	1.70	1.70	1.60	1.60	1.50	1.28	1.28
MINIBUS FARE MIN.WITH IN CITY	TICKET	10.00	10.00	12.00	0.00	0.00	0.00	0.00	0.00	12.00	0.00
MINIBUS FARE MAX.WITH IN CITY	TICKET	17.00	17.00	0.00	0.00	0.00	0.00	0.00	0.00	20.00	0.00
SUZUKI FARE MIN.WITH IN CITY	TICKET	10.00	10.00	0.00	10.00	0.00	7.00	10.00	0.00	10.00	10.00
SUZUKI FARE MAXIMUM W.IN CITY	TICKET	10.00	15.00	0.00	10.00	0.00	15.00	10.00	0.00	15.00	15.00

Contd.

7.11 Intercity Consumer Prices May, 2014

Description	Unit	Karachi	Hyder- abad	Nawab- shah	Mirpur- khas	Mithi	Sukkar	Larkana	Dadu	Pesha- war	Mardan
AIR FARE ECONOMY CLASS.	P/KM.	18.20	18.20	18.20	0.00	0.00	18.20	18.20	0.00	18.20	0.00
POSTAL ENVELOPE DOMESTIC	EACH	8.00	8.00	8.00	8.00	8.00	8.00	8.00	8.00	8.00	8.00
ENVELOPE FOR SAUDI ARABIA	EACH	50.00	50.00	50.00	45.00	45.00	45.00	45.00	45.00	50.00	50.00
POSTAL REGISTRATION CHARGES	EACH	28.00	28.00	28.00	28.00	28.00	28.00	28.00	28.00	28.00	28.00
U.M.S. REG CHARGES MIN.	EACH	58.00	59.00	58.00	58.00	58.00	59.00	58.00	58.00	58.00	58.00
T.C.S. CH. MIN.WITH IN ZONE	EACH	110.00	110.00	110.00	110.00	110.00	110.00	110.00	110.00	110.00	110.00
TELEPHONE CHARGES LOCAL CALL	P/CALL	3.94	3.94	3.94	3.94	3.94	3.94	3.94	3.94	3.94	3.94
TEL CHARGES OUT SIDE CITY	P/CALL	3.94	3.94	3.94	3.94	3.94	3.94	3.94	3.94	3.94	3.94
INTERNET CHARGES	P/HOUR	20.00	25.00	30.00	20.00	20.00	20.00	15.00	30.00	30.00	30.00
MOBILE CELL CHARGES	P/UNIT	3.00	3.00	3.06	3.00	3.00	3.00	3.50	3.06	2.88	2.88
FAX CHARGES (LOCAL)	P/PAGE	15.00	20.00	15.00	15.00	20.00	15.00	15.00	20.00	20.00	20.00
TELEPHONE SET AV. QLTY	EACH	700.00	500.00	500.00	600.00	650.00	400.00	875.00	550.00	1200.00	1250.00
MOBILE SET NOKIA/SONY/ERICSON/SAMSUNG WITHOUT CAMERA	EACH	2600.00	2200.00	2400.00	2250.00	2300.00	3000.00	3200.00	2400.00	2700.00	2650.00
T.V. 20" COLORED WEGA H-A21.	EACH	19500.00	17300.00	18000.00	18000.00	18000.00	17500.00	20500.00	17000.00	18600.00	19000.00
T.V 20" COLOR CHINA/KORIA)	EACH	12000.00	10750.00	11000.00	10000.00	10000.00	12000.00	9000.00	11000.00	8083.33	7500.00
V.C.P. PANASONIC/LG/NAT	EACH	4000.00	5000.00	5000.00	6000.00	6000.00	5600.00	4800.00	4500.00	3916.67	0.00
DVD/VCD PLAYER PANASONIC/LG	EACH	4500.00	3500.00	5000.00	3500.00	3000.00	3800.00	3000.00	2750.00	3066.67	4000.00
RADIO WITH C.PLAYER NATIONAL	EACH	2000.00	3500.00	3500.00	1500.00	1500.00	2000.00	2900.00	2000.00	2616.67	2600.00
PERSONNEL COMPUTER (BRANDED)	EACH	37000.00	29000.00	58000.00	46000.00	46000.00	45000.00	45000.00	27000.00	50000.00	48800.00
VID. CASSETTE BLK. TDK/SONY	EACH	140.00	120.00	200.00	120.00	120.00	140.00	165.00	160.00	100.00	100.00
COM. C.D. (TDK/IMATION)	EACH	50.00	80.00	60.00	50.00	55.00	50.00	50.00	40.00	40.00	40.00
TAPE RECORDER CASSETTE BLANK	EACH	50.00	60.00	50.00	50.00	55.00	50.00	50.00	50.00	30.00	30.00
VIDEO GAME SEGA 16 BYTE	EACH	1400.00	1000.00	1200.00	1800.00	0.00	1200.00	1500.00	1000.00	1250.00	1250.00
CINEMA A/C. HIGH CLASS	TICKET	100.00	60.00	0.00	30.00	0.00	0.00	0.00	0.00	40.00	0.00
CINEMA NON-A/C HIGH CLASS	TICKET	70.00	40.00	50.00	20.00	0.00	0.00	60.00	20.00	40.00	30.00
CABLE CHARGES	PER MONT	400.00	300.00	250.00	300.00	200.00	300.00	375.00	300.00	200.00	300.00
TV.LICENCE FEE DOMESTIC	YEARLY	420.00	420.00	420.00	420.00	420.00	420.00	420.00	420.00	420.00	420.00
ENGLISH BOOK CLASS V1	EACH	35.10	35.10	35.10	35.10	35.10	35.10	35.10	35.10	78.00	78.00
ENGLISH BOOK CLASS IX OR X	EACH	40.30	40.30	40.30	40.30	40.30	40.30	40.30	40.30	76.00	76.00
ENG. BOOK IST.YR COMPLETE SET	EACH	109.95	109.95	109.95	109.95	109.95	109.95	109.95	109.95	80.00	80.00
ENGLISH BOOK BA/B.SC	EACH	150.00	150.00	150.00	150.00	150.00	150.00	150.00	150.00	120.00	120.00
URDU BOOK CLASS V (T.B.BORD)	EACH	54.10	54.10	54.10	54.10	54.10	54.10	54.10	54.10	76.00	76.00
URDU BOOK CLASS IX/X(T.B.B)	EACH	50.55	50.55	50.55	50.55	50.55	50.55	50.55	50.55	65.50	65.50
URDU BOOK IST.YEAR/INTER	EACH	40.30	40.30	40.30	40.30	40.30	40.30	40.30	40.30	76.00	76.00
URDU BOOK BA/B.SC	EACH	120.00	120.00	120.00	120.00	120.00	120.00	120.00	120.00	170.00	160.00
MATHS BOOK CALSS V (T.B.B)	EACH	50.90	50.90	50.90	50.90	50.90	50.90	50.90	50.90	77.00	77.00
MATHS BOOK CLASS IX OR X	EACH	187.20	187.20	187.20	187.20	187.20	187.20	187.20	187.20	133.00	133.00
MATHS BOOK IST.YEAR (T.B.B)	EACH	104.60	104.60	104.60	104.60	104.60	104.60	104.60	104.60	160.00	160.00
PAKISTAN STUDIES BOOK BA/B.SC	EACH	125.00	125.00	125.00	125.00	125.00	125.00	125.00	125.00	95.00	95.00
DAILY "DAWN"	P/COPY	19.00	19.00	19.00	19.00	19.00	19.00	19.00	19.00	19.00	19.00
DAILY "JANG"	P/COPY	12.00	12.00	12.00	12.00	12.00	12.00	12.00	12.00	12.00	12.00
DAILY "NAWA-E-WAQT"	P/COPY	12.00	12.00	12.00	12.00	12.00	12.00	12.00	12.00	12.00	12.00
WEEKLY "AKHBAR-E-JAHAN"	P/COPY	55.00	55.00	55.00	55.00	55.00	55.00	55.00	55.00	55.00	55.00
WEEKLY "MAG"	P/COPY	45.00	45.00	45.00	45.00	45.00	45.00	45.00	45.00	45.00	45.00
MONTHLY "NAUNEHAL DIGEST"	P/COPY	35.00	35.00	35.00	35.00	35.00	35.00	35.00	35.00	35.00	35.00
PAPER FOOLSCAPE (27"x17")	QUIRE	46.54	30.00	27.00	30.00	25.00	45.00	37.00	35.00	20.00	20.00
EXERCISE.BOOK LINED 80/100 PGS	EACH	31.54	18.00	30.00	15.00	15.00	40.00	20.00	20.00	65.00	65.00
PENCILGOLDFISH/DEER	EACH	6.00	6.00	6.00	5.00	5.00	6.00	6.00	5.00	5.00	5.00
PEN INK DOLLOR 57 ML BOTTLE	EACH	20.00	20.00	20.00	25.00	25.00	25.00	25.00	20.00	20.00	20.00
PHOTOSTATE PAPER 70 GM	PRT	440.00	225.00	360.00	300.00	325.00	400.00	340.00	340.00	300.00	310.00
BALL PEN (local)	EACH	7.00	6.00	7.00	5.00	5.00	7.00	5.50	6.00	5.50	6.00
FOUNTAIN PEN HERO/WINGS/CHINA	EACH	40.00	25.00	40.00	20.00	25.00	40.00	42.50	30.00	40.83	45.00

Contd.

7.11 Intercity Consumer Prices May, 2014

Description	Unit	Karachi	Hyder- abad	Nawab- shah	Mirpur- khas	Mithi	Sukkar	Larkana	Dadu	Pesha- war	Mardan
PRIVATE SCHOOL FEE ENGLISH MEDIUM AVERAGE STANDARD (CLASS I)	PER MONTH	761.54	912.50	1550.00	500.00	350.00	700.00	775.00	840.00	1916.67	1800.00
PRIVATE SCHOOL FEE ENGLISH MEDIUM AVERAGE STANDARD (CLASS V)	PER MONTH	861.54	918.75	1550.00	700.00	450.00	900.00	775.00	1050.00	2016.67	2000.00
PRIVATE SCHOOL FEE ENGLISH MEDIUM AVERAGE STANDARD (CLASS VI)	PER MONTH	1261.54	862.50	1550.00	800.00	500.00	900.00	775.00	1050.00	2033.33	2150.00
PRIVATE SCHOOL FEE ENGLISH MEDIUM AVERAGE STANDARD (CLASS X)	PER MONTH	1723.08	1162.50	2000.00	1000.00	500.00	1100.00	775.00	1200.00	2125.00	2600.00
PRIVATE MEDICLE COLLEGE FEE MBBS (IST YEAR)	PER MONTH	50000.00	0.00	0.00	0.00	0.00	0.00	0.00	0.00	55833.00	0.00
PRIVATE ENGINEERING COLLEGE FEE (ISTR YEAR)	PER MONTH	6666.00	0.00	0.00	0.00	0.00	0.00	0.00	0.00	16000.00	11916.00
GOVT. COLLEGE FEE IST. YEAR	MONTH	45.00	35.00	40.00	35.00	35.00	35.00	35.00	35.00	42.09	42.09
GOVT. COLLEGE FEE 4TH. YEAR	MONTH	75.00	75.00	67.50	67.50	70.00	67.50	67.50	67.50	54.90	54.79
GOVT. UNIVERSITY FEE MSC.	MONTH	1300.00	385.00	0.00	354.17	354.17	0.00	0.00	354.17	1487.93	1487.93
GOVT. MED. COLLEGE FEE MBBS	MONTH	2417.00	2200.00	2000.00	0.00	2000.00	2000.00	4200.00	2000.00	641.67	641.66
GOVT. ENGG. COLL. FEE I YEAR	MONTH	1480.00	1000.00	333.33	0.00	0.00	0.00	1500.00	0.00	595.83	595.83
COACHING FEE FOR CLASS IX/X	PER MONTH	1800.00	500.00	1200.00	500.00	600.00	1000.00	600.00	500.00	2500.00	2500.00
COACHING CHARGES FOR CLASS IST YEAR/INTER (SCIENCE)	PER MONTH	2000.00	1000.00	1200.00	800.00	700.00	2000.00	550.00	500.00	3000.00	3000.00
COACHING CHARGES FOR CLASS IST YEAR/INTER (COMMERCE)	PER MONTH	1800.00	600.00	1200.00	600.00	600.00	1080.00	550.00	500.00	3000.00	3000.00
I.T. TUITION FEES	PER MONTH	3000.00	2000.00	1600.00	0.00	0.00	1500.00	1500.00	600.00	5277.83	5000.00
MBA TUITION FEES	PER MONTH	8153.85	2500.00	0.00	0.00	0.00	2600.00	2500.00	0.00	6369.50	6000.00
BREAD TANDOORI ST. SIZE	EACH	8.00	10.00	7.00	7.00	7.00	7.00	6.00	6.00	10.00	10.00
COOKED MUTTON (AV. HOTEL)	PLATE	126.15	123.75	140.00	100.00	100.00	100.00	100.00	70.00	100.00	100.00
COOKED BEEF (AV. HOTEL)	PLATE	71.54	61.25	70.00	70.00	50.00	65.00	70.00	50.00	106.67	80.00
COOKED DAL (AV. HOTEL)	PLATE	50.00	37.50	60.00	50.00	50.00	50.00	60.00	40.00	60.00	60.00
CHICKEN BIRYANI FULL/DOUBLE	PLATE	133.08	80.00	95.00	90.00	90.00	150.00	200.00	120.00	133.33	120.00
TEA PREPARED (ORDINARY)	CUP	15.00	15.00	20.00	25.00	25.00	20.00	22.50	20.00	15.00	15.00
HAIRCUT CHARGES FOR MEN	P/CUT	66.15	57.50	100.00	50.00	50.00	60.00	90.00	50.00	100.00	70.00
BEAUTY PORL HAIR STYL CHARGE	P/STY.	380.77	193.75	250.00	150.00	100.00	125.00	300.00	225.00	241.67	225.00
SHAVING CHARGES	PER SHV	43.08	21.25	50.00	20.00	20.00	35.00	50.00	30.00	58.33	45.00
LIPSTICK S.MISS/MEDORA	EACH	90.00	110.00	120.00	110.00	110.00	100.00	105.00	90.00	110.00	110.00
NAIL POLISH S.MISS/MEDORA	EACH	90.00	60.00	95.00	80.00	80.00	75.00	60.00	50.00	100.00	100.00
PERFUME MED.SIZE MEDORA/BROACH	EACH	166.15	120.00	175.00	190.00	180.00	110.00	180.00	185.00	186.67	190.00
HAIR-OIL AMLA/CHAMBELI	BOTTLE	115.00	100.00	100.00	110.00	110.00	100.00	110.00	110.00	115.00	115.00
TOILET SOAP LUX 95 GRAMS	EACH	40.38	40.38	40.38	40.38	40.38	40.38	40.38	40.38	40.38	40.38
TOILET SOAP LIFEBOUY 140 GRM	EACH	36.00	36.00	36.00	36.00	36.00	36.00	36.00	36.00	36.00	36.00
TOILET SOAP SAFEGUARD BATH SIZE	EACH	46.00	46.00	46.00	46.00	46.00	46.00	46.00	46.00	46.00	46.00
TOOTHPASTE MACKLINES 70 GRM	EACH	50.00	50.00	50.00	50.00	50.00	50.00	50.00	50.00	50.00	50.00
TOOTHPAST MED SIZE CLGATE 70 GMS	EACH	60.67	56.00	56.00	56.00	56.00	56.00	56.00	56.00	56.00	56.00
TOOTHBRUSH SHEILD A/PLAQUE	EACH	35.00	35.00	40.00	30.00	40.00	40.00	40.00	35.00	45.00	45.00
TOOTHPOWDER DENTONIC 90 GRM	EACH	25.00	25.00	25.00	25.00	25.00	28.00	25.00	25.00	25.00	25.00
HAIR-COLOUR BEGIN (6 GMS)	EACH	95.00	95.00	90.00	95.00	95.00	90.00	97.50	90.00	95.00	95.00
HAIR COLOUR (KALAKOLA)	BOTTLE	120.00	120.00	120.00	120.00	120.00	120.00	120.00	120.00	120.00	120.00
FACECREAM PONDS (MEDIUM)	EACH	110.00	110.00	110.00	110.00	110.00	120.00	105.00	110.00	110.00	110.00
TALC POWDER VICE ROAY,B.CAT	EACH	120.00	130.00	130.00	120.00	125.00	130.00	150.00	140.00	120.00	145.00
BLADE TREET ORDINARY 10'S	PKT.	38.00	35.00	40.00	35.00	30.00	35.00	40.00	35.00	30.83	35.00
BLADE 7-O-CLOCK STAIN. 5'S	PKT.	35.00	30.00	40.00	30.00	32.00	30.00	35.00	35.00	35.00	30.00
SHAMPOO SUNSILK/PAINTIN 100 ML	BOTTLE	110.00	110.00	110.00	110.00	110.00	95.00	110.00	110.00	100.00	100.00
BEAUTY CREAM (FAIR & LOVELY)	EACH	95.00	155.00	155.00	155.00	155.00	155.00	155.00	155.00	85.00	85.00
HAIR REMOVING CREAM (EU-CREAM)	TUBE	55.00	60.00	60.00	60.00	60.00	65.00	60.00	60.00	60.00	55.00
GEL MEDIUM SIZE	BOTTLE	60.00	55.00	67.50	55.00	75.00	70.00	70.00	120.00	120.00	120.00
DISPOSABLE RAZOR GILLET-II	EACH	35.00	40.00	35.00	35.00	35.00	40.00	35.00	35.00	45.00	45.00
SHAVING CREAM TOUCH-ME/ADM.	EACH	60.00	55.00	55.00	55.00	60.00	55.00	60.00	55.00	60.00	60.00
GOLD TEZABI 24 CT	10 GM.	42210.00	41914.00	42500.00	41838.00	41838.00	41890.00	41577.00	42132.00	43916.00	43833.00
SILVER TEZABI 24 CT	10 GM.	690.00	650.00	660.00	640.00	640.00	640.00	685.00	660.00	708.00	708.00
ARTIFICIAL JEWELLARY SET	SET	861.54	400.00	1500.00	350.00	500.00	600.00	775.00	250.00	950.00	850.00
WRIST WATCH GENTS CITIZEN (ORIGINAL) ***	EACH	2000.00	3100.00	3750.00	2500.00	2600.00	2600.00	3000.00	2500.00	4000.00	4000.00
WRIST WATCH LADIES CITIZEN (ORIGINAL) ***	EACH	2000.00	3050.00	3750.00	2500.00	2600.00	2500.00	2500.00	2500.00	4000.00	4000.00
WALL CLOCK QUARTZ AV.QLTY	EACH	400.00	300.00	450.00	350.00	300.00	475.00	425.00	200.00	1350.00	1350.00
SUITCASE REXIN (24"x16"x6")	EACH	1061.54	750.00	1500.00	800.00	850.00	1125.00	800.00	900.00	741.67	725.00
TRUNK MEDIUM SIZE ***	EACH	1461.54	1000.00	1600.00	1000.00	950.00	2000.00	950.00	1150.00	4250.00	3800.00
PURSE LADIES (LEATHER) AVERAGE QUALITY	EACH	500.00	350.00	550.00	500.00	450.00	600.00	800.00	275.00	1025.00	975.00

7.11 Intercity Consumer Prices May, 2014

Description	Unit	Abbott- abad	Bannu	D.I. Khan	Mingora	Quetta	Turbat	Gawadar	Loralai	Khuzdar	D.M. Jamali
WHEAT	10 KG.	400.00	335.00	340.00	322.50	410.00	465.00	470.00	420.00	450.00	315.00
WHEAT FLOUR FINE/SUPERIOR.	KG.	47.00	42.00	38.00	45.00	47.00	56.00	56.00	46.50	50.00	43.00
WHEAT FLOUR AVG. QLTY	KG.	42.00	39.50	37.00	40.00	45.00	50.00	48.00	44.00	48.00	39.50
WHEAT FLOUR BAG	10 KG.	395.00	382.50	375.00	360.00	435.00	490.00	500.00	425.00	480.00	450.00
MAIDA	KG.	60.00	60.00	50.00	50.00	60.00	73.00	80.00	65.00	52.00	47.50
SUJI	KG.	60.00	52.00	50.00	55.00	60.00	80.00	75.00	65.00	70.00	52.50
BESAN AV. QLTY.	KG.	80.00	80.00	75.00	80.00	95.00	110.00	120.00	105.00	110.00	90.00
RICE BASMATI SUP. QLTY.	KG.	147.50	130.00	130.00	127.50	150.00	159.00	155.00	145.00	110.00	125.00
RICE BASMATI 385/386	KG.	120.00	127.50	107.50	77.50	90.00	90.00	95.00	95.00	75.00	100.00
RICE BASMATI BROKEN AV.QLTY	KG.	87.50	52.50	65.00	60.00	87.50	67.50	70.00	100.00	60.00	55.00
RICE IRRI-6 (SINDH/PUNJAB)	KG.	52.50	75.00	65.00	50.00	45.00	55.00	54.00	50.00	55.00	42.50
VERMICELLI	KG.	100.00	70.00	70.00	80.00	75.00	80.00	70.00	80.00	70.00	65.00
BREAD PLAIN MEDIUM SIZE	EACH	35.00	35.00	30.00	32.50	37.50	30.00	30.00	35.00	40.00	30.00
RUSK (PAPAY)	KG.	150.00	140.00	140.00	280.00	135.00	160.00	160.00	155.00	150.00	120.00
BISCUITS-PACKED	PKT	35.00	35.00	35.00	35.00	35.00	35.00	35.00	35.00	35.00	35.00
BISCUIT-BAKERY (LOOSE)	250 GM	50.00	52.50	55.00	60.00	55.00	56.00	60.00	55.00	80.00	67.50
CORNFLAKS FAUJI 225 GM.	PKT	166.50	153.00	153.00	153.00	162.00	153.00	153.00	162.00	153.00	153.00
SAMOSA (VEGATABLE)	EACH	7.25	15.00	10.00	7.00	12.00	7.00	6.00	15.00	6.00	10.00
PASTRY AV.QLTY.	EACH	17.50	20.00	25.00	20.00	22.50	20.00	20.00	22.50	15.00	20.00
PATTIES (VEGATABLES)	EACH	15.00	30.00	20.00	15.00	25.00	20.00	20.00	20.00	15.00	13.50
NIMCO	250 GM	60.00	50.00	50.00	50.00	45.00	70.00	65.00	75.00	80.00	65.00
CHIPS	250 GM	70.00	85.00	55.00	60.00	50.00	65.00	80.00	50.00	80.00	65.00
BEEF WITH BONE AV.QLTY.	KG	250.00	265.00	275.00	265.00	310.00	350.00	350.00	300.00	300.00	250.00
MUTTON AV.QLTY.	KG	500.00	480.00	575.00	400.00	550.00	650.00	600.00	560.00	500.00	510.00
CHICKEN FARM BROILER (LIVE)	KG	155.00	175.00	190.00	178.00	180.00	270.00	290.00	190.00	220.00	185.00
FISH-RAHU MEDIUM SIZE	KG	210.00	290.00	250.00	250.00	320.00	365.00	340.00	330.00	240.00	225.00
MILK FRESH (UNBOILED)	LTR.	70.00	70.00	60.00	80.00	85.00	110.00	110.00	85.00	70.00	80.00
CURD	KG.	80.00	80.00	80.00	90.00	100.00	120.00	120.00	90.00	80.00	120.00
MILK TETRA PACK 1/2 LTR.	PKT.	60.00	50.00	60.00	50.00	50.00	60.00	60.00	50.00	50.00	50.00
LACTOGEN 400 GRAMS	PKT.	430.00	425.00	425.00	425.00	425.00	425.00	425.00	425.00	395.00	425.00
POWDER MILK NIDO 400GM.	PKT	325.00	325.00	325.00	325.00	325.00	325.00	325.00	325.00	325.00	325.00
MILK POWDER LOOSE/PACKED	KG.	475.00	540.00	430.00	625.00	400.00	500.00	482.50	480.00	675.00	475.00
BUTTER LOCAL PACKED	50 GM.	23.50	30.00	35.00	25.00	24.00	30.00	30.00	25.00	30.00	30.00
EGGS FARM	DOZ	78.00	77.50	80.00	70.00	100.00	130.00	124.00	97.50	135.00	100.00
MUSTARD OIL AV.QLTY.	KG.	250.00	180.00	160.00	147.50	190.00	200.00	215.00	200.00	190.00	190.00
COOKING OIL (DALDA)	2.5LTR	537.50	540.00	540.00	530.00	540.00	520.00	555.00	540.00	550.00	530.00
COOKING OIL (PAKWAN) OTHER BRAND SPECIFY	2.5 LTR	420.00	470.00	560.00	440.00	515.00	520.00	545.00	520.00	550.00	440.00
VEGETABLE GHEE TIN	2.5KG.	510.00	510.00	520.00	505.00	510.00	540.00	550.00	530.00	550.00	500.00
VEGETABLE GHEE (LOOSE)	KG.	170.00	156.25	165.00	162.50	190.00	200.00	200.00	180.00	170.00	170.00
DATES AV.QLTY.	KG.	245.00	167.50	160.00	185.00	225.00	70.00	85.00	225.00	95.00	190.00
PISTACHIO AV.QLTY.	50 GM.	100.00	75.00	60.00	120.00	60.00	60.00	65.00	60.00	100.00	55.00
ALMONDS WHOLE AV.QLTY.	KG.	400.00	462.50	400.00	560.00	445.00	480.00	450.00	430.00	700.00	625.00
COCONUT DRY AV.QLTY.	KG.	230.00	225.00	300.00	280.00	240.00	200.00	185.00	205.00	400.00	230.00
RAISINS AV.QLTY.	50 GM.	19.00	11.50	14.50	20.00	22.50	20.00	20.00	25.00	40.00	27.50
GROUNDNUTS (WITH SHELL)	KG.	200.00	107.50	130.00	135.00	140.00	150.00	150.00	155.00	180.00	240.00
MALTA/MOSAMBI	DOZ	0.00	0.00	0.00	0.00	0.00	0.00	0.00	0.00	0.00	0.00
KINNU	DOZ	135.00	100.00	180.00	110.00	80.00	120.00	110.00	77.50	55.00	125.00
APPLE	KG	85.00	140.00	180.00	125.00	90.00	110.00	100.00	83.75	60.00	155.00
ALOO BUKHARA	KG	125.00	120.00	110.00	100.00	90.00	90.00	90.00	90.00	110.00	90.00
POMEGRANATE (ANNAR)	KG	0.00	0.00	0.00	0.00	0.00	0.00	0.00	0.00	0.00	0.00
GRAPES	KG	0.00	0.00	0.00	0.00	0.00	0.00	0.00	0.00	0.00	0.00
BANANAS	DOZ	70.00	107.50	100.00	87.50	60.00	65.00	70.00	67.50	65.00	45.00
MANGO KALMI	KG	100.00	95.00	90.00	110.00	90.00	125.00	120.00	115.00	110.00	130.00
GUAVA	KG	0.00	0.00	0.00	0.00	0.00	0.00	0.00	0.00	0.00	0.00

Contd.

7.11 Intercity Consumer Prices May, 2014

Description	Unit	Abbott- abad	Bannu	D.I. Khan	Mingora	Quetta	Turbat	Gawadar	Loralai	Khuzdar	D.M. Jamali
WATERMELON (TURBOOZ)	KG	30.00	35.00	22.50	30.00	25.00	30.00	30.00	32.50	30.00	20.00
MUSKMELON (KHARBOOZA)	KG	57.50	30.00	45.00	50.00	35.00	25.00	35.00	55.00	40.00	22.50
SWEETMELON (GARMA)	KG	0.00	0.00	0.00	0.00	0.00	0.00	0.00	0.00	0.00	0.00
PULSE MASOOR (WHOLE)	KG.	120.00	110.00	110.00	90.00	142.00	115.00	120.00	150.00	100.00	135.00
PULSE MASOOR (WASHED)	KG.	120.00	120.00	120.00	100.00	136.00	120.00	125.00	135.00	110.00	155.00
PULSE MOONG (WASHED)	KG.	140.00	160.00	140.00	120.00	160.00	135.00	135.00	160.00	140.00	162.50
PULSE MASH (WASHED)	KG.	132.50	130.00	130.00	120.00	170.00	150.00	152.50	160.00	135.00	145.00
PULSE GRAM	KG.	75.00	70.00	70.00	70.00	105.00	100.00	100.00	121.25	100.00	85.00
GRAM WHOLE BLACK AV.QLTY.	KG.	77.50	55.00	45.00	60.00	100.00	120.00	120.00	110.00	150.00	110.00
GRAM WHOLE YELLOW AV.QLTY	KG.	105.00	95.00	110.00	107.50	145.00	160.00	160.00	150.00	180.00	160.00
BEANS (LAL LOBIA)	KG.	145.00	136.25	130.00	130.00	130.00	90.00	90.00	140.00	140.00	125.00
POTATOES	KG	60.00	55.00	55.00	60.00	50.00	60.00	65.00	51.25	55.00	52.50
ONION	KG	30.00	40.00	40.00	30.00	30.00	40.00	40.00	35.00	35.00	25.00
TURNIP	KG	0.00	0.00	0.00	0.00	0.00	0.00	0.00	0.00	0.00	0.00
RADISH	KG	0.00	0.00	0.00	0.00	0.00	0.00	0.00	0.00	0.00	0.00
TOMATOES	KG	25.00	20.00	20.00	30.00	20.00	35.00	35.00	28.75	37.00	12.50
CABBAGE	KG	0.00	0.00	0.00	0.00	0.00	0.00	0.00	0.00	0.00	0.00
CAULIFLOWER	KG	0.00	0.00	0.00	0.00	0.00	0.00	0.00	0.00	0.00	0.00
BRINJAL	KG	28.00	35.00	30.00	30.00	37.50	50.00	60.00	57.50	30.00	35.00
PUMPKIN	KG	15.00	60.00	30.00	30.00	35.00	50.00	50.00	55.00	45.00	40.00
BOTTLEGOURD	KG	38.00	30.00	40.00	40.00	47.50	45.00	50.00	62.50	25.00	35.00
LADY FINGER	KG	57.50	50.00	65.00	50.00	47.50	100.00	105.00	95.00	80.00	25.00
PEAS	KG	0.00	0.00	0.00	0.00	0.00	0.00	0.00	0.00	0.00	0.00
SPINACH	KG	0.00	0.00	0.00	0.00	0.00	0.00	0.00	0.00	0.00	0.00
TINDA	KG	32.50	20.00	30.00	20.00	67.50	65.00	85.00	47.50	0.00	40.00
TURAI	KG	55.00	50.00	40.00	55.00	37.50	75.00	70.00	57.50	50.00	30.00
KARAILA	KG	57.50	40.00	40.00	60.00	37.50	100.00	100.00	67.50	60.00	35.00
ARVI	KG	0.00	0.00	0.00	0.00	0.00	0.00	0.00	0.00	0.00	0.00
CHILLIES GREEN	KG	80.00	80.00	80.00	100.00	50.00	185.00	175.00	42.50	65.00	60.00
CARROT	KG	0.00	0.00	0.00	0.00	0.00	0.00	0.00	0.00	0.00	0.00
COCUMBER (KHEERA)	KG	20.00	12.50	30.00	18.75	27.50	75.00	85.00	32.50	45.00	20.00
LEMON	250GM	60.00	27.50	25.00	80.00	47.50	65.00	60.00	45.00	80.00	60.00
SUGAR REFINED	KG.	54.00	52.00	50.00	59.00	51.00	70.00	70.00	55.00	52.00	50.50
GUR AV.QLTY	KG.	100.00	85.00	75.00	80.00	85.00	95.00	90.00	85.00	85.00	65.00
HONEY LANGANESE 500 GM.	BOTTLE	790.00	350.00	600.00	500.00	690.00	650.00	700.00	600.00	500.00	500.00
MILO 200 GM.	BOTTLE	230.00	145.00	220.00	182.00	160.00	150.00	150.00	200.00	200.00	160.00
CUSTARD POWDER RAFHAN 300 GM.	PKT	75.00	80.00	75.00	70.00	70.00	80.00	80.00	80.00	70.00	62.50
TOFFEE (HILAL)	EACH	1.00	1.00	1.00	1.00	1.00	2.00	2.00	1.00	1.00	2.00
CHOWKELATE CANDY (SMALL SIZE)	EACH	5.00	5.00	5.00	5.00	5.00	5.00	5.00	5.00	5.00	5.00
SWEETMEAT (MIXED)	KG	230.00	170.00	240.00	240.00	250.00	350.00	350.00	250.00	300.00	285.00
ICE CREAM WALLS	CUP.	40.00	40.00	40.00	40.00	40.00	40.00	40.00	40.00	40.00	40.00
ICE	KG	10.00	10.00	4.00	10.00	7.00	10.00	15.00	15.00	20.00	17.50
JAM AHMED/MITCHELLES	BOTTLE	130.00	110.00	130.00	120.00	135.00	115.00	115.00	140.00	120.00	125.00
SQUASH-MITCHELLES	BOTTLE	150.00	140.00	150.00	150.00	135.00	142.50	150.00	150.00	160.00	160.00
ROOH AFZA	BOTTLE	140.00	145.00	130.00	145.00	145.00	150.00	155.00	150.00	145.00	150.00
JAM-E-SHIREEN	BOTTLE	145.00	145.00	145.00	145.00	145.00	150.00	150.00	145.00	150.00	150.00
SAUNF	50 GM	20.00	15.00	12.00	10.00	13.50	12.00	12.00	15.00	30.00	15.00
CINAMON LOOSE AV. QLTY	50 GM.	27.50	30.00	20.00	15.00	22.50	30.00	30.00	25.00	30.00	22.50
CUMINSEED WHITE NATIONAL	50 GM.	50.00	50.00	52.00	50.00	50.00	50.00	50.00	50.00	50.00	50.00
PEPPER BLACK NATIONAL	50 GM.	96.00	80.00	96.00	75.00	80.00	75.00	80.00	96.00	80.00	96.00
CLOVES LOOSE AV.QLTY	50 GM.	125.00	110.00	60.00	85.00	62.50	50.00	50.00	65.00	80.00	120.00
CARDAMOM LARGE LOOSE AV.QLTY	50 GM.	126.25	90.00	90.00	85.00	145.00	60.00	70.00	145.00	160.00	105.00
CARDAMOM SMALL AV.QLTY	50 GM.	110.00	120.00	75.00	85.00	180.00	150.00	150.00	123.75	180.00	95.00
SALT-POWDERED (LAHORI) LOOSE	KG.	10.00	7.00	5.00	15.00	10.00	10.00	10.00	12.00	10.00	10.00

Contd.

7.11 Intercity Consumer Prices May, 2014

Description	Unit	Abbott- abad	Bannu	D.I. Khan	Mingora	Quetta	Turbat	Gawadar	Loralai	Khuzdar	D.M. Jamali
SALT POWDERED (NATIONAL/SHAN)	PKT	25.00	20.00	25.00	20.00	20.00	20.00	20.00	20.00	25.00	25.00
CHILLIES POWD.NATIONAL 200GM	PKT	105.00	105.00	105.00	105.00	105.00	105.00	105.00	105.00	105.00	105.00
CHILLIES POWDER LOOS	KG.	280.00	220.00	175.00	230.00	290.00	350.00	350.00	300.00	200.00	255.00
CORRIANDER SEED POWD.NATIONAL	PKT	88.00	78.00	88.00	78.00	78.00	78.00	78.00	78.00	78.00	87.00
CORRIANDER SEED (LOOSE)	KG.	160.00	190.00	200.00	240.00	135.00	150.00	300.00	145.00	300.00	230.00
TURMERIC POWD.NATIONAL 50GM	PKT.	35.00	35.00	35.00	35.00	35.00	35.00	35.00	35.00	35.00	35.00
CURRY POWD. NATIONAL 200 GM	PKT.	87.00	86.00	86.00	86.00	87.00	86.00	86.00	86.00	86.00	86.00
TOMATO KETCHUP AHMED/MITCHL	BOTTLE	80.00	70.00	85.00	105.00	80.00	75.00	75.00	80.00	90.00	95.00
PICKLES AHMED/MITCHELLES	BOTTLE	100.00	100.00	90.00	102.50	90.00	100.00	100.00	95.00	110.00	92.50
VINEGAR SYNTHETIC (SIRKA)	BOTTLE	72.50	40.00	50.00	85.00	75.00	50.00	60.00	80.00	50.00	75.00
GARLIC	KG	120.00	150.00	130.00	100.00	160.00	195.00	200.00	110.00	124.00	100.00
GINGER	KG	320.00	350.00	120.00	315.00	160.00	185.00	200.00	185.00	180.00	200.00
TAPAL DANEDAR TEA 200GM PACKET	PKT	131.58	131.58	131.58	131.58	131.58	131.58	131.58	131.58	131.58	131.58
TEA LIPTON YELLOW LABEL 200GM.	PKT.	124.21	147.37	147.37	147.37	147.37	147.37	147.37	147.37	147.37	147.37
TEA LOOSE KENYA AV.QLTY 250GM.	PKT.	150.00	120.00	115.00	127.50	112.50	160.00	170.00	112.50	140.00	160.00
COFFEE-NESCAFE 75 GM. **	BOTTLE	330.00	280.00	320.00	330.00	300.00	270.00	265.00	300.00	270.00	275.00
COLD DRINK (STANDARD SIZ)	BOTTLE	21.00	25.00	25.00	20.00	20.00	25.00	25.00	25.00	20.00	25.00
FRUIT JUICE TETRA PACK	PKT.	17.50	17.50	20.00	15.00	15.00	20.00	20.00	16.50	15.00	15.00
MINERAL WATER NESTLE 1.5 LTR	BOTTLE	45.00	45.00	42.50	40.00	45.00	45.00	50.00	45.00	45.00	50.00
CIGARETTES K-2 10'S **	PKT	36.00	40.00	40.00	40.00	40.00	36.00	36.00	40.00	40.00	38.00
CIGARETTES CAPSTAN 10'S **	PKT	40.00	40.00	40.00	40.00	40.00	45.00	45.00	40.00	40.00	40.00
CIGARETTES GOLD LEAF 20'S	PKT	90.00	90.00	90.00	90.00	90.00	100.00	100.00	90.00	90.00	92.50
CIGARETTES MORVEN GOLD 20'S	PKT	40.00	45.00	45.00	40.00	38.00	40.00	40.00	40.00	40.00	40.00
BETEL LEAVES	50GM.	60.00	72.50	50.00	60.00	35.00	40.00	40.00	35.00	50.00	55.00
BETEL NUTS	KG.	275.00	290.00	280.00	400.00	235.00	240.00	240.00	240.00	350.00	200.00
LONG CLOTH 57" GUL AHMED/AL-KARAM	METER	192.50	150.00	210.00	185.00	170.00	180.00	180.00	171.25	190.00	225.00
SHIRTING AV.QLTY.	METER	150.00	135.00	125.00	175.00	150.00	145.00	150.00	145.00	160.00	155.00
PANT CLOTH W & WEAR AV.QLTY	METER	375.00	555.00	265.00	650.00	300.00	270.00	300.00	370.00	180.00	200.00
LAWN PRINTED GUL AHMED/AL-KARAM	METER	300.00	172.50	250.00	177.50	180.00	150.00	150.00	190.00	165.00	205.00
GEORGETTE AV.QLTY	METER	80.00	97.50	90.00	105.00	105.00	80.00	80.00	135.00	95.00	70.00
LINEN AV.QLTY ***	METER	125.00	136.25	80.00	115.00	85.00	70.00	75.00	130.00	140.00	100.00
HEAVY WT SUITING LAWERNCPUR AVG QLTY	METER	1100.00	830.00	700.00	1475.00	1100.00	1100.00	1100.00	1000.00	1100.00	900.00
HEAVY WT SUITING LAWERNCPUR SUP QLTY	METER	1550.00	900.00	1150.00	1550.00	1300.00	1300.00	1300.00	1500.00	1300.00	1300.00
TROPICAL SUITING LAW.PUR	METER	900.00	655.00	700.00	1250.00	950.00	950.00	950.00	1000.00	950.00	950.00
PANT BOY 24"/26" LENGTH.	EACH	625.00	675.00	400.00	375.00	375.00	300.00	360.00	500.00	700.00	325.00
SHIRT BOY 24"/26" LENGTH	EACH	625.00	300.00	225.00	325.00	275.00	300.00	330.00	300.00	700.00	325.00
SCHOOL UNI. PANT,SHIRT BOYS	SUIT	610.00	587.50	475.00	625.00	475.00	750.00	700.00	550.00	700.00	485.00
SCHOOL UNI. KAMEEZ,SHAL.BOYS	SUIT	800.00	580.00	450.00	490.00	450.00	700.00	675.00	475.00	450.00	325.00
SCHOOL UNI. KAMEEZ,SHAL.GIRL	SUIT	670.00	588.75	500.00	575.00	462.50	750.00	800.00	495.00	600.00	450.00
FROCK W/WEAR GIRLS	EACH	1050.00	700.00	650.00	550.00	450.00	200.00	225.00	495.00	600.00	350.00
AWAMI-SUIT W & W(BOY) 24"/26	SUIT	1050.00	725.00	600.00	615.00	475.00	850.00	800.00	500.00	500.00	550.00
AWAMI-SUIT W&W (GENTS)AV.QLTY	SUIT	1800.00	1575.00	925.00	1175.00	675.00	850.00	850.00	700.00	700.00	1100.00
PULLOVER GENTS OXFORD/BON.	EACH	2895.00	2600.00	2400.00	2950.00	3250.00	2000.00	2000.00	2800.00	2000.00	1400.00
PULLOVER LADIES OXFORD/BON.	EACH	2895.00	2600.00	2400.00	2837.50	3350.00	2150.00	2175.00	3000.00	2750.00	1450.00
PULLOVER (GENTS) OTHERS A.QTY	EACH	1955.00	1125.00	825.00	1862.50	725.00	500.00	500.00	1100.00	675.00	1300.00
SECOND-HAND COAT FOR MEN	EACH	525.00	200.00	200.00	662.50	300.00	250.00	250.00	343.75	280.00	225.00
SECONDHAND SWEETER FOR MEN DUP QLTY	EACH	375.00	175.00	150.00	450.00	350.00	200.00	200.00	350.00	220.00	150.00
SECONDHAND WINTER JACKET	EACH	500.00	175.00	200.00	937.50	325.00	275.00	275.00	275.00	210.00	275.00
UNDERWEAR AV.QLTY MEDIUM SIZE	EACH	150.00	77.50	70.00	110.00	65.00	85.00	85.00	70.00	165.00	65.00
VEST FOR MEN AV.QLTY.	EACH	150.00	77.50	70.00	88.75	75.00	115.00	105.00	86.25	145.00	130.00
VEST/SHAMEEZ (WOMEN) AVG. QLTY	EACH	200.00	127.50	100.00	65.00	105.00	160.00	170.00	105.00	275.00	100.00
SOCKS NYLON (PAKISTANI)	PAIR	75.00	60.00	50.00	53.75	67.50	120.00	120.00	75.00	70.00	55.00
BRASSIER AV.QLTY.	EACH	85.00	137.50	85.00	105.00	100.00	120.00	120.00	107.50	200.00	130.00
BRASSIER SUP QLTY	EACH	185.00	207.50	110.00	147.50	250.00	190.00	200.00	300.00	250.00	212.50

Contd.

7.11 Intercity Consumer Prices May, 2014

Description	Unit	Abbott- abad	Bannu	D.I. Khan	Mingora	Quetta	Turbat	Gawadar	Loralai	Khuzdar	D.M. Jamali
DOPATTA GEORGETTE AV.QLTY.	EACH	387.50	235.00	250.00	350.00	210.00	280.00	300.00	210.00	250.00	190.00
DOPATTA COTTON AV GLTY	EACH	250.00	265.00	210.00	250.00	125.00	150.00	180.00	112.50	225.00	140.00
CHADDAR (W/WEAR) (2x2.5 MTR)	EACH	475.00	450.00	337.50	775.00	230.00	280.00	300.00	250.00	300.00	525.00
LUNGI/DHOTI(COTTON) AVG. QLTY	EACH	350.00	300.00	230.00	210.00	190.00	210.00	245.00	450.00	275.00	200.00
HANDKERCHIEF AVG. QLTY PAK	EACH	30.00	20.00	30.00	25.00	30.00	45.00	45.00	32.50	50.00	45.00
HANDKERCHIEF SUP. QLTY PAK	EACH	42.50	37.50	41.25	35.00	50.00	60.00	65.00	45.00	60.00	65.00
GLOVES AV QLTY	PAIR	80.00	52.50	60.00	55.00	55.00	80.00	85.00	60.00	175.00	45.00
AZARBAND COTTON AVG. QLTY	EACH	11.00	15.00	11.00	10.00	12.50	20.00	20.00	13.50	15.00	25.00
SEWING THREAD(REEL(ASLI PARI)	EACH	6.00	5.00	5.00	5.00	4.00	7.00	7.00	7.00	5.00	5.50
WASHING CHARGES PAINT & SHIRT	SUIT	50.00	70.00	75.00	100.00	65.00	35.00	50.00	75.00	170.00	55.00
DRY CLEANING SUIT COAT PANT	SUIT	350.00	250.00	180.00	450.00	150.00	180.00	200.00	150.00	175.00	155.00
WASHING CH. (KAMIZ-SHALWAR)	PAIR	50.00	60.00	35.00	60.00	40.00	40.00	40.00	45.00	55.00	55.00
TAILORING SHIRT	EACH	300.00	275.00	265.00	450.00	265.00	250.00	250.00	300.00	250.00	225.00
TAILORING CHARGES PANT (MEN)	EACH	625.00	900.00	550.00	925.00	425.00	375.00	375.00	400.00	375.00	450.00
TAILORING COAT-PANT SUIT	SUIT	4000.00	2750.00	2500.00	4400.00	3250.00	3250.00	3250.00	3500.00	3250.00	3500.00
TAILORING AWAMI-SUIT (MALE)	SUIT	462.50	450.00	375.00	550.00	475.00	500.00	500.00	500.00	375.00	425.00
TAILORING SUIT FEMALE	SUIT	293.75	350.00	350.00	550.00	475.00	400.00	400.00	500.00	375.00	275.00
GENTS SHOES PAUL BATA	PAIR	1199.00	1199.00	1199.00	1199.00	1199.00	1199.00	1199.00	1199.00	1199.00	1199.00
GENTS SANDAL BATA	PAIR	699.00	699.00	699.00	699.00	699.00	699.00	699.00	699.00	699.00	699.00
GENTS SPOUNG CHAPPAL BATA	PAIR	179.00	179.00	179.00	179.00	179.00	179.00	179.00	179.00	179.00	179.00
LADIES SANDAL BATA	PAIR	499.00	499.00	499.00	499.00	499.00	499.00	499.00	499.00	499.00	499.00
LADIES SPOUNG CHAPPAL BATA	PAIR	179.00	179.00	179.00	179.00	179.00	179.00	179.00	179.00	179.00	179.00
CHILD SHOE POWER LITE BATA	PAIR	599.00	599.00	599.00	599.00	599.00	599.00	599.00	599.00	599.00	599.00
GENTS SHOE, ART 1109 SERVICE	PAIR	999.00	999.00	999.00	999.00	999.00	999.00	999.00	999.00	999.00	999.00
NYLON JOGGER 27 SIZE 2-5 ***	PAIR	1299.00	1299.00	1299.00	1299.00	1299.00	1299.00	1299.00	1299.00	1299.00	1299.00
CHINA FOOT WEAR AV. QLTY (MALE) *	PAIR	825.00	850.00	675.00	1325.00	475.00	700.00	650.00	500.00	200.00	550.00
CHINA FOOT WEAR AV. QLTY (FEMALE) *	PAIR	537.50	700.00	450.00	500.00	300.00	500.00	575.00	350.00	200.00	425.00
CHINA FOOT WEAR AV. QLTY (CHILDREN) *	PAIR	437.50	450.00	325.00	475.00	285.00	450.00	500.00	300.00	190.00	275.00
SHOE REPAIR HALF SOLE	PAIR	90.00	80.00	95.00	150.00	90.00	90.00	95.00	55.00	80.00	85.00
SHOES POLISH CHARGES AVERAGE SHOP	PAIR	18.75	15.00	10.00	20.00	20.00	30.00	30.00	17.50	20.00	12.50
HOUSE RENT (combined)	MONTH	8300.00	3290.00	4367.00	3208.00	9370.00	3529.00	5333.00	3645.00	1997.00	3226.00
rent 2	pm	8300.00	3290.00	4367.00	3208.00	9370.00	3529.00	5333.00	3645.00	1997.00	3226.00
RENT3	PM	8300.00	3290.00	4367.00	3208.00	9370.00	3529.00	5333.00	3645.00	1997.00	3226.00
RENT4	PM	8300.00	3290.00	4367.00	3208.00	9370.00	3529.00	5333.00	3645.00	1997.00	3226.00
RENT5	PM	8300.00	3290.00	4367.00	3208.00	9370.00	3529.00	5333.00	3645.00	1997.00	3226.00
RENT6	PM	8300.00	3290.00	4367.00	3208.00	9370.00	3529.00	5333.00	3645.00	1997.00	3226.00
SYNTHETIC ENEMAL ROBIALAC BALTI 3.64 LTR.	EACH	1950.00	1775.00	1735.00	1887.50	1615.00	1600.00	1550.00	1620.00	1800.00	1700.00
SYNTHETIC ENEMAL ICI BALTI 3.64 LTR.	EACH	1950.00	1825.00	1855.00	1887.50	1875.00	1700.00	1700.00	1890.00	1800.00	1450.00
CEMENT (LOCAL) SPECIFY BRAND NAME	BAG	511.25	500.00	500.00	507.50	550.00	530.00	535.00	470.00	530.00	510.00
BRICKS (NEW) IST CLASS	P/1000	7900.00	5600.00	6200.00	9075.00	6250.00	0.00	0.00	6500.00	5000.00	6500.00
CEMENT BLOCKS (6"x8"x12")	P/100	0.00	0.00	0.00	2825.00	0.00	1900.00	2000.00	0.00	1700.00	0.00
BAJREE	100CFT	3200.00	1700.00	3000.00	2450.00	4250.00	3400.00	3900.00	3500.00	5000.00	2400.00
SAND (BLACK PIT SAND)	K100CFT	2600.00	1300.00	1500.00	2550.00	3250.00	2500.00	3000.00	2300.00	0.00	2200.00
TIMBER SHESHAM LOG IST QUALITY	cubmt.	0.00	35000.00	32300.00	0.00	43200.00	0.00	0.00	0.00	0.00	0.00
IRON BAR (M.S. BAR) 1/2"	P/TON	77125.00	72500.00	74500.00	77000.00	75000.00	76000.00	75500.00	74500.00	84000.00	73000.00
CARPANTER WAGE RATE	P/DAY	733.33	700.00	800.00	950.00	900.00	1000.00	1000.00	875.00	950.00	550.00
MASON (RAJ) WAGE RATE	P/DAY	733.33	1000.00	800.00	1000.00	1100.00	1200.00	1350.00	900.00	950.00	700.00
UNSKILLED LABOUR WAGE RATE	P/DAY	400.00	400.00	400.00	475.00	550.00	600.00	650.00	550.00	350.00	375.00
PLUMBER WAGE RSTE	P/DAY	0.00	700.00	800.00	900.00	800.00	1000.00	1000.00	875.00	950.00	650.00
ELECTICIAN WAGE RATE PER DAY **	P/DAY	0.00	575.00	800.00	875.00	750.00	1000.00	1050.00	700.00	0.00	550.00
ELECTICIAN WAGE RATE PER POINT **	P/PNT	122.50	87.00	70.00	155.00	150.00	100.00	100.00	175.00	100.00	125.00
WATER CHARGES PER HOUSE	P/MONTH	175.00	200.00	100.00	130.00	125.00	150.00	250.00	0.00	190.00	300.00
ELECT.CHARGES UPTO 50 UNITS	P/UNIT	2.00	2.00	2.00	2.00	2.00	2.00	2.00	2.00	2.00	2.00
ELECT.CHARGES 01 - 100 UNIT	P/UNIT	5.79	5.79	5.79	5.79	5.79	5.79	5.79	5.79	5.79	5.79

Contd.

7.11 Intercity Consumer Prices May, 2014

Description	Unit	Abbott- abad	Bannu	D.I. Khan	Mingora	Quetta	Turbat	Gawadar	Loralai	Khuzdar	D.M. Jamali
ELECT.CHARGES 101 - 300 UNIT	P/UNIT	9.70	9.70	9.70	9.70	9.70	9.70	9.70	9.70	9.70	9.70
ELECT.CHARGES 301 - 1000 UNIT	P/UNIT	15.27	15.27	15.27	15.27	15.27	15.27	15.27	15.27	15.27	15.27
ELECT.CHARGES ABOVE 1000 UNIT	P/UNIT	17.41	17.41	17.41	17.41	17.41	17.41	17.41	17.41	17.41	17.41
ELEC	PM	10.03	10.03	10.03	10.03	10.03	10.03	10.03	10.03	10.03	10.03
GAS CHRg upto 3.3719 MMBUT	MMBTU	124.18	124.18	0.00	124.18	124.18	0.00	0.00	0.00	0.00	124.18
GAS CHRg 3.3719 - 6.7438 MMBUT	MMBTU	248.37	248.37	0.00	248.37	248.37	0.00	0.00	0.00	0.00	248.37
GAS CHRg 6.7438 - 10.1157 MMBUT	MMBTU	248.37	248.37	0.00	248.37	248.37	0.00	0.00	0.00	0.00	248.37
GAS CHRg10.1157 - 13.4876 MMBUT	MMBTU	620.91	620.91	0.00	620.91	620.91	0.00	0.00	0.00	0.00	620.91
GAS	PM	620.91	620.91	0.00	620.91	620.91	0.00	0.00	0.00	0.00	620.91
GAS	PM	372.55	372.55	0.00	372.55	372.55	0.00	0.00	0.00	0.00	372.55
KEROSENE OIL	LTR	121.00	125.00	112.00	112.00	108.00	115.00	120.00	120.00	125.00	117.50
FIREWOOD WHOLE	40 KG.	387.50	480.00	350.00	475.00	575.00	360.00	400.00	450.00	400.00	350.00
CHAIR SHESHAM WOOD WITH ARMS **	EACH	1600.00	1025.00	2250.00	1450.00	1150.00	1800.00	1950.00	1350.00	1250.00	1550.00
CHAIR PLASTIC (CHAIRMAN) AVERAGE QUALITY	EACH	915.00	637.50	700.00	500.00	550.00	700.00	700.00	587.50	1000.00	750.00
TABLE SHESHAM WOOD (4X2X5") ***	EACH	6000.00	5500.00	4000.00	5000.00	5500.00	3500.00	3500.00	4500.00	4500.00	6750.00
SOFASET WOODEN WITH FOAM SEAT **	SET	16500.00	14500.00	17000.00	16250.00	28000.00	9000.00	8500.00	10000.00	12000.00	12000.00
COT IRON (WITH NIWAR)AV.QLTY.	EACH	2200.00	1675.00	1750.00	1712.50	2600.00	2350.00	2400.00	2550.00	2000.00	2500.00
ALMIRAH (STEEL) 6'X3' 20 GUAGE	EACH	14000.00	8625.00	9200.00	8750.00	9000.00	10000.00	9750.00	6750.00	11000.00	13000.00
DINNING TABLE 6 CHAIRS A.QLTY	SET	17000.00	11500.00	14500.00	18625.00	13000.00	22000.00	19000.00	11000.00	10500.00	15500.00
SINGLE BED WITHOUT FOAM MED.	EACH	3750.00	3500.00	5500.00	4500.00	6500.00	3600.00	3600.00	4500.00	8000.00	5750.00
MATRESS SINGLE(4"THICK)	EACH	4650.00	4200.00	3350.00	3800.00	3750.00	3000.00	3000.00	3900.00	4000.00	5000.00
FARSHI DARI 12'X9' AV.QLTY	EACH	1400.00	1300.00	975.00	1450.00	1000.00	500.00	500.00	1000.00	2500.00	1150.00
DARI COTTON (6'x2 1/2') AV.QL	EACH	300.00	400.00	325.00	1175.00	475.00	383.33	300.00	500.00	1350.00	425.00
CARPET PLAIN AV. QLTY	SQFT.	47.50	44.50	35.00	45.00	61.25	48.67	50.00	35.00	35.00	45.00
QUILT (LIHAF) 3 KG. COTTON	EACH	850.00	900.00	600.00	650.00	700.00	550.00	500.00	600.00	800.00	575.00
BLANKET (90" x 54")	EACH	3000.00	2700.00	2650.00	4650.00	2000.00	2450.00	2500.00	2000.00	2600.00	3100.00
BEDSHEET SINGLE BED SUP.QLTY	EACH	575.00	405.00	425.00	650.00	575.00	350.00	350.00	500.00	850.00	550.00
BED SHEET DOUBLE WITH TWO PILLOW COVERS SUP QLTY	SET	2100.00	1225.00	1075.00	1250.00	575.00	430.00	435.00	550.00	1000.00	800.00
TOWEL(3'x2') AV. QALTY	EACH	475.00	250.00	245.00	250.00	150.00	200.00	200.00	206.25	275.00	120.00
CEILING FAN 48" SUPER QLTY **	EACH	2895.00	3500.00	3250.00	2325.00	2650.00	3700.00	3600.00	2550.00	2850.00	3150.00
PEDESTAL FAN 22" SUPER QLTY	EACH	4390.00	4000.00	4730.00	3525.00	3600.00	3500.00	3500.00	3500.00	3400.00	4100.00
REFG. DAWLENCE 10 CFT. D.DOOR	EACH	30400.00	28000.00	33500.00	26125.00	26000.00	32000.00	33000.00	26300.00	38000.00	32000.00
D-FREEZER WAVES 8 CFT.	EACH	28900.00	27500.00	29000.00	30000.00	25000.00	29000.00	30000.00	25000.00	34000.00	25500.00
AIRCONDITIONER 1.5 TON PEL	EACH	40000.00	45000.00	44000.00	44000.00	39500.00	43500.00	43300.00	40000.00	46000.00	44500.00
SPLIT AIR CONDITIONER 1.5 TON (SPECIFY BRAND NAME)	EACH	44000.00	43500.00	43000.00	44000.00	40000.00	45000.00	45500.00	43500.00	40000.00	46000.00
AIRCOOLER SUPER ASIA	EACH	10500.00	9500.00	14000.00	9500.00	11500.00	9500.00	9500.00	11500.00	10500.00	10000.00
WASHING MACHINE SINGER	EACH	15600.00	14700.00	14700.00	14700.00	15200.00	14700.00	14700.00	15000.00	14700.00	14700.00
SEWING MACHINE(SINGER)	EACH	5860.00	5210.00	5210.00	5700.00	5210.00	5210.00	5250.00	5400.00	5210.00	5210.00
GIZER LARGE SIZE 30 GALLON CAPACITY SUP QLTY	EACH	19650.00	15200.00	15800.00	14750.00	12500.00	10000.00	10000.00	12000.00	17000.00	14750.00
GAS BURNER DOUBLE SPFY.BRAND	EACH	1725.00	2500.00	1800.00	1500.00	1250.00	1200.00	1200.00	1700.00	2000.00	1300.00
ELECT. IRON PHILIPS MDL.1120	EACH	1650.00	1500.00	1000.00	1500.00	1150.00	1100.00	1200.00	1200.00	1200.00	1450.00
ELECTRIC JUICER FOR APPLE	EACH	4000.00	4700.00	3625.00	3375.00	3800.00	3600.00	3600.00	4000.00	2500.00	4000.00
S.STEEL DEGHCHI MEDIUM SIZE ***	EACH	450.00	530.00	500.00	575.00	500.00	600.00	600.00	500.00	600.00	575.00
ALUMINIUM COOKING PAN (DEGCHI) MED SIZE	EACH	350.00	555.00	425.00	725.00	425.00	540.00	500.00	400.00	600.00	500.00
NON STICK COOKING PAN (DEGCHI) SUP. QLTY	EACH	600.00	562.50	525.00	675.00	350.00	600.00	600.00	345.00	400.00	550.00
FRYING PAN STEEL AVG. QLTY MED. SIZE	EACH	325.00	450.00	352.50	275.00	260.00	200.00	200.00	265.00	400.00	300.00
TAWA IORN (MEDIUM SIZE) AVG. QLTY	EACH	350.00	550.00	355.00	325.00	200.00	245.00	250.00	200.00	400.00	300.00
S.STEEL PLATE A.QLTY.(M.SIZE)	EACH	75.00	65.00	55.00	65.00	85.00	80.00	80.00	85.00	100.00	65.00
TABLE SPOON S.STEEL SUP.QLTY.	DOZEN	300.00	470.00	265.00	550.00	325.00	220.00	250.00	325.00	300.00	420.00
WATER SET JUG+6 GLASSES (OMROC)	SET	450.00	450.00	500.00	437.50	340.00	370.00	400.00	750.00	900.00	400.00
TEA SET PAK. CHINAWARE 21 PCS.	SET	1900.00	1225.00	1550.00	2125.00	1100.00	900.00	900.00	2500.00	1200.00	1950.00
DINNER SET PLASTIC 72 PIECES SUPERIOR QLTY	SET	5250.00	3625.00	3250.00	3625.00	4750.00	2200.00	2050.00	4250.00	1975.00	4450.00
HOTPOT SET PLASTIC 3 PCS.	SET	1500.00	1437.50	1025.00	1775.00	1050.00	800.00	800.00	1150.00	1300.00	1900.00
BUCKET(BALTI) PLASTIC MED.SIZ	EACH	375.00	392.50	290.00	275.00	285.00	370.00	365.00	272.50	300.00	275.00

Contd.

7.11 Intercity Consumer Prices May, 2014

Description	Unit	Abbott- abad	Bannu	D.I. Khan	Mingora	Quetta	Turbat	Gawadar	Loralai	Khuzdar	D.M. Jamali
LOTA PLASTIC (MED SIZE) AVERAGE QUALITY	EACH	47.50	27.50	35.00	55.00	32.50	60.00	60.00	35.00	50.00	60.00
PRESURE COOKER 4 LTR.	EACH	875.00	1400.00	1100.00	1125.00	1100.00	850.00	900.00	1400.00	1200.00	1225.00
WATER COOLER 9/10 LTR.PLASTIC ***	EACH	575.00	450.00	600.00	500.00	500.00	435.00	400.00	550.00	500.00	850.00
THERMOS STARVAC 1 LTR	EACH	450.00	450.00	500.00	650.00	375.00	490.00	510.00	425.00	500.00	350.00
BULB PHILIPS 100-WATTS	EACH	30.00	30.00	25.00	25.00	30.00	30.00	30.00	27.50	30.00	25.00
TUBE LIGHT PHILIPS 40 WATTS	EACH	110.00	95.00	95.00	120.00	100.00	125.00	120.00	110.00	100.00	95.00
ELECTRIC BLUBS "0" WATTE LOCAL	EACH	20.00	20.00	20.00	25.00	20.00	20.00	20.00	20.00	20.00	25.00
ELECTRIC BLUB ENERGY SAVER 14 WATTS	EACH	155.00	160.00	150.00	175.00	180.00	140.00	130.00	140.00	150.00	180.00
WASHING SOAP 250 GMS SPECIFY BRAND NAME	EACH	40.00	35.00	30.00	33.75	30.00	24.00	25.00	29.50	30.00	25.00
SURF EXCEL 400 GMS POLY BAG	EACH	125.00	125.00	125.00	125.00	125.00	125.00	125.00	125.00	125.00	125.00
WASHING POWDER 1000 GRM	EACH	180.00	175.00	185.00	175.00	175.00	175.00	175.00	175.00	175.00	180.00
WASHING POWDER (WHEEL/ BONUS) 100 GRAMS	EACH	85.00	95.00	92.50	85.00	85.00	85.00	85.00	90.00	85.00	90.00
CLEANSER POWDER VIM 1000 GM	PKT.	72.22	72.22	72.22	66.67	66.67	72.22	72.22	66.67	66.67	66.67
FINIS 500 ML	BOTTLE	180.00	120.00	110.00	110.00	187.50	110.00	110.00	123.75	170.00	165.00
PHNYLE TYPHONE/FINIS/CARRANITE 3 LITRES	BOTTLE	125.00	115.00	130.00	120.00	120.00	125.00	120.00	130.00	150.00	115.00
HARPIC	BOTTLE	125.00	130.00	125.00	125.00	130.00	125.00	125.00	125.00	125.00	125.00
BOOT POLISH CHERRY/KIWI 50ML	EACH	88.89	100.00	100.00	80.00	100.00	80.00	80.00	80.00	80.00	100.00
ROBIN BLUE (35 GRAMS)	PKT.	25.00	30.00	28.00	30.00	35.00	25.00	30.00	30.00	25.00	25.00
TISSU PAPER PERFUMED 100 PCS.	PKT	105.00	80.00	90.00	90.00	100.00	100.00	95.00	118.75	105.00	90.00
TOILET PAPER ROLL (R.PETEL)	P/ROLL	35.00	35.00	35.00	27.50	35.00	35.00	30.00	37.50	40.00	35.00
BOOT POLISH LIQUID CHEERY BLOSSOM KIWI 75 ML	BOTTLE	120.00	120.00	120.00	120.00	120.00	120.00	120.00	120.00	120.00	120.00
MATCH BOX SMALL	EACH	1.00	1.50	1.00	1.00	1.00	2.00	2.00	2.00	1.50	1.50
DRY CELL 1.5 VOLT(LOCAL)	EACH	20.00	21.00	20.00	20.00	15.00	15.00	15.00	17.50	22.00	20.00
HAND STITCHING NEEDLE M.SIZE	PACKET	9.00	6.00	6.00	5.00	5.00	8.00	8.00	6.00	10.00	5.00
SEWING MACHINE NEEDLE (SINGER)	EACH	7.50	5.00	5.00	5.00	5.00	6.00	6.00	5.00	6.00	5.00
HOUSEHOLD SERVANT FEMALE P/T	P/MNTH	2200.00	1500.00	2000.00	2750.00	1350.00	4000.00	4000.00	1500.00	3000.00	900.00
MARRIAGE HALL WITH FURNITURE	P/HEAD	105.00	80.00	70.00	60.00	80.00	50.00	50.00	50.00	50.00	50.00
SEPTRAN TABLETS	10TAB.	15.00	15.00	15.00	15.00	15.00	15.00	15.00	15.00	15.00	15.00
BRUFEN TABS 200-MG.	10TAB.	10.00	10.00	10.00	10.00	10.00	10.00	10.00	10.00	10.00	10.00
PANADOL TAB. EXTRA/PLAIN	10TAB.	10.00	10.00	10.00	10.00	10.00	10.00	10.00	10.00	10.00	10.00
DISPRIN TAB.	10TAB.	10.00	10.00	10.00	10.00	10.00	10.00	10.00	10.00	10.00	10.00
TRISIL TAB.	10 TAB	10.00	10.00	10.00	10.00	10.00	10.00	10.00	10.00	10.00	10.00
FLAGYL TAB. 200 MG.	10TAB.	10.00	10.00	10.00	10.00	10.00	10.00	10.00	10.00	10.00	10.00
VENTOLIN TAB. 2MG.	10TAB.	9.00	9.00	9.00	9.00	9.00	9.00	9.00	9.00	9.00	9.00
DAONIL TAB. 5 MG.	10TAB.	17.00	17.00	17.00	17.00	17.00	17.00	17.00	17.00	17.00	17.00
ENTOX TAB.	10TAB.	10.00	10.00	10.00	10.00	10.00	10.00	10.00	10.00	10.00	10.00
RENITEC TAB. 5 MG.	10TAB.	59.00	59.00	59.00	59.00	59.00	59.00	59.00	59.00	59.00	59.00
CAC. 1000 TAB	BOTTLE	122.00	122.00	122.00	122.00	122.00	122.00	122.00	122.00	122.00	122.00
AMOXIL CAPSOLE 250 MG.S	10CAP.	36.00	36.00	36.00	36.00	36.00	36.00	36.00	36.00	36.00	36.00
CALCIUM SYRUP SANDOZ	BOTTLE	64.00	64.00	64.00	64.00	64.00	64.00	64.00	64.00	64.00	64.00
LEDERPLEX SYRUP	BOTTLE	35.00	35.00	35.00	35.00	35.00	35.00	35.00	35.00	35.00	35.00
SANCOS SYRUP (50 ML.)	BOTTLE	30.00	30.00	30.00	30.00	30.00	30.00	30.00	30.00	30.00	30.00
PHENERGAN SYRUP 120 ML.	BOTTLE	33.00	33.00	33.00	33.00	33.00	33.00	33.00	33.00	33.00	33.00
CALPOL SYRUP 60 ML.	BOTTLE	28.00	28.00	28.00	28.00	28.00	28.00	28.00	28.00	28.00	28.00
HYDRYLLIN SYRUP 120 ML.	BOTTLE	59.00	59.00	59.00	59.00	59.00	59.00	59.00	59.00	59.00	59.00
POLYFAX EYE OINTMENT	TUBE	21.00	21.00	21.00	21.00	21.00	21.00	21.00	21.00	21.00	21.00
BETNESOL EYE DROPS	BOTTLE	33.89	33.89	33.89	33.89	33.89	33.89	33.89	33.89	33.89	33.89
EAR DROPS (CARDISPORINE) ***	BOTTLE	21.00	21.00	21.00	21.00	21.00	21.00	21.00	21.00	21.00	21.00
BETNOVATE-N OINTMENT 5 GMS	TUBE	16.00	16.00	16.00	16.00	16.00	16.00	16.00	16.00	16.00	16.00
BURNOL CREAM 30 GRM	TUBE	16.00	16.00	16.00	16.00	16.00	16.00	16.00	16.00	16.00	16.00
VICKS VAPORUB/BALM	BOTTLE	36.00	36.00	36.00	36.00	36.00	36.00	36.00	36.00	36.00	36.00
GLYCERINE SMALL BOTTLE	BOTTLE	30.00	25.00	15.00	20.00	45.00	20.00	20.00	30.00	25.00	15.00
JOUHAR JOSHANDA	PKT.	6.00	6.00	7.00	6.00	6.00	6.00	6.00	6.00	6.00	6.00
GALXOS-D (450 GRMS)	PKT.	151.88	151.88	151.88	151.88	151.88	151.88	151.88	151.88	151.88	151.88

Contd.

7.11 Intercity Consumer Prices May, 2014

Description	Unit	Abbott- abad	Bannu	D.I. Khan	Mingora	Quetta	Turbat	Gawadar	Loralai	Khuzdar	D.M. Jamali
GRYPE-WATER WOODWARDS	BOTTLE	50.00	50.00	50.00	50.00	50.00	50.00	50.00	50.00	50.00	50.00
SANIPLAST ONE PUTTY	EACH	1.63	2.00	2.00	1.50	1.50	3.00	3.00	2.00	2.00	1.45
O.R.S. (NIMCOL)	PKT.	15.00	15.00	15.00	15.00	15.00	15.00	15.00	15.00	15.00	15.00
DETTOL (MEDIUM)	BOTTLE	46.80	46.80	46.80	46.80	46.80	46.80	46.80	46.80	46.80	46.80
COTTON BANDAGE 2" - 4"	EACH	10.50	10.00	5.50	6.00	8.00	15.00	15.00	13.00	12.00	10.00
THERMOMETER CHINA	EACH	47.50	40.00	45.00	35.00	35.00	50.00	50.00	35.00	50.00	40.00
DOCTOR (MBBS) CLINIC FEE	P/PAT.	150.00	150.00	200.00	200.00	200.00	300.00	300.00	200.00	200.00	90.00
URINE TEST (DR) CHARGES	P/TEST	60.00	100.00	120.00	70.00	80.00	250.00	300.00	100.00	100.00	85.00
BLOOD TEST (CP) CHARGES	P/TEST	100.00	175.00	130.00	250.00	200.00	350.00	350.00	200.00	125.00	225.00
SUGAR TEST (RANDOM/FASTING BOTH) CHARGES	P/TEST	100.00	90.00	140.00	90.00	175.00	300.00	300.00	150.00	150.00	200.00
ECG CHARGES	P/TEST	200.00	243.75	250.00	150.00	175.00	400.00	400.00	200.00	300.00	150.00
X-RAY (CHEST) CHARGES	P/X-RAY	200.00	180.00	225.00	150.00	300.00	350.00	350.00	250.00	230.00	275.00
CAR SUZUKI 800 CC (W/O. A/C)	EACH	680000.00	0.00	642000.00	0.00	0.00	0.00	0.00	0.00	0.00	0.00
CAR SUZUKI 1000 CC	EACH	1060000.00	0.00	1052000.00	0.00	1044000.00	0.00	0.00	0.00	0.00	0.00
CAR TOYOTA 1300 CC	EACH	1590000.00	0.00	1700500.00	0.00	1568000.00	0.00	0.00	0.00	0.00	0.00
CAR HONDA CIVIC	EACH	2180000.00	0.00	0.00	0.00	2035000.00	0.00	0.00	0.00	0.00	0.00
MOTORCYCLE HONDA CD-70.	EACH	69900.00	68500.00	70000.00	68000.00	69500.00	70000.00	68000.00	70000.00	0.00	69750.00
MOTORCYCLE YAMAHA 100CC.	EACH	79300.00	82000.00	79300.00	0.00	80600.00	81000.00	79300.00	81000.00	0.00	0.00
MOTOR CYCLE HERO 70 CC	EACH	46000.00	43000.00	44500.00	45000.00	50000.00	50000.00	0.00	50000.00	0.00	0.00
BICYCLE WITH TYRES & TUBES	EACH	9000.00	8050.00	6825.00	6300.00	7062.50	6000.00	5200.00	7000.00	0.00	7000.00
TYRE CAR WITH TUBE GENERAL	EACH	3350.00	4700.00	3500.00	2975.00	3250.00	4000.00	3750.00	3300.00	3000.00	3300.00
TYRE MOTOR CYCLE WITHOUT TUBE	EACH	1500.00	1325.00	1000.00	1237.50	1050.00	1250.00	1300.00	1100.00	1250.00	1100.00
TYRE CYCLE SPECIFY BRAND NAME	EACH	425.00	545.00	310.00	425.00	350.00	300.00	300.00	350.00	450.00	475.00
TYRE CAR W/O TUBE	EACH	3300.00	4300.00	3600.00	2912.50	3200.00	3500.00	3300.00	2500.00	6000.00	2800.00
PETROL SUPER	LITRE	107.97	107.97	107.97	107.97	107.97	107.97	107.97	107.97	107.97	107.97
HIGH SPEED DIESEL HSD	LITRE	109.34	109.34	109.34	109.34	109.34	109.34	109.34	109.34	109.34	109.34
CNG	K.G.	0.00	0.00	0.00	74.25	74.25	0.00	0.00	0.00	0.00	74.25
GAS CYLINDER STAND. SIZE	EACH	1300.00	1100.00	1450.00	1150.00	1500.00	1100.00	1100.00	1625.00	1500.00	2000.00
MOTOR CYCLE SERVICE CHARGES	EACH	300.00	300.00	275.00	250.00	275.00	200.00	200.00	200.00	300.00	200.00
CAR SERVICE CHARGES	EACH	400.00	0.00	400.00	282.50	450.00	300.00	400.00	375.00	400.00	300.00
TYRE PUNCTURE CHARGES	EACH	75.00	67.50	50.00	55.00	45.00	80.00	85.00	50.00	75.00	65.00
CYCLE OVERHAULING CHARGES	EACH	275.00	500.00	250.00	250.00	190.00	150.00	155.00	190.00	200.00	100.00
CAR TAX FOR 800CC TO 1300CC	YEARLY	937.50	937.50	937.50	937.50	500.00	500.00	500.00	500.00	500.00	500.00
TRAIN FARE ECO. 1-100 KM.	P/KM.	0.71	0.71	0.00	0.00	0.71	0.59	0.71	0.00	0.00	0.71
TRAIN FARE ECO. 101-500 KM.	P/KM.	1.02	1.02	0.00	0.00	1.02	0.00	1.02	0.00	0.00	1.02
TRAIN FARE ECO. > 500 KM.	P/KM.	0.93	0.93	0.00	0.00	0.93	0.84	0.93	0.00	0.00	0.93
TRAIN FARE IST SLP. 1-100KM	P/KM.	2.18	2.18	0.00	0.00	2.18	0.00	2.18	0.00	0.00	2.18
TRAIN FARE IST SLP.101-500 KM	P/KM.	2.69	2.69	0.00	0.00	2.69	0.00	2.69	0.00	0.00	2.69
TRAIN FARE IST SLP. > 500 KM	P/KM.	2.07	2.07	0.00	0.00	2.07	0.00	2.07	0.00	0.00	2.07
TRAIN FARE A/C SLP. 1-100KM.	P/KM	5.99	5.99	0.00	0.00	5.99	0.00	5.99	0.00	0.00	5.99
TRAIN FARE A/C SLP.101-500KM	P/KM.	4.77	4.77	0.00	0.00	4.77	0.00	4.77	0.00	0.00	4.77
TRAIN FARE A/C SLP > 500KM.	P/KM	4.32	4.32	0.00	0.00	4.32	0.00	4.32	0.00	0.00	4.32
PLATEFORM TICKET	EACH	10.00	10.00	0.00	0.00	10.00	0.00	10.00	0.00	0.00	10.00
AUTO RICKSHAW FARES	KM/MIN	50.00	45.00	40.00	50.00	65.00	40.00	72.50	50.00	65.00	40.00
FULL TONGA CHARGES	KM/MIN	60.00	40.00	0.00	0.00	80.00	0.00	0.00	50.00	0.00	0.00
TAXI 4 SEATER FARE	KM/MIN	65.00	50.00	100.00	75.00	60.00	60.00	60.00	60.00	60.00	60.00
BUS FARE MIN (WITHIN CITY)	TICKET	10.00	12.00	0.00	0.00	20.00	0.00	0.00	0.00	0.00	0.00
BUS FARE MAX (WITHIN CIT	TICKET	10.00	25.00	0.00	0.00	20.00	0.00	0.00	0.00	0.00	0.00
BUS FARE OUTSIDE CITY	P/KM.	0.93	0.93	0.93	0.93	0.90	0.90	0.90	0.90	0.90	0.90
A/C BUS FARE OUTSIDE CITY	P/KM.	1.60	1.45	1.50	1.50	1.60	1.60	1.60	1.60	1.60	1.60
MINIBUS FARE MIN.WITH IN CITY	TICKET	0.00	0.00	0.00	0.00	20.00	0.00	35.00	0.00	0.00	0.00
MINIBUS FARE MAX.WITH IN CITY	TICKET	0.00	0.00	0.00	0.00	20.00	0.00	0.00	0.00	0.00	0.00
SUZUKI FARE MIN.WITH IN CITY	TICKET	10.00	0.00	10.00	10.00	0.00	0.00	0.00	0.00	0.00	0.00
SUZUKI FARE MAXIMUM W.IN CITY	TICKET	13.00	0.00	15.00	15.00	0.00	0.00	30.00	0.00	0.00	0.00

Contd.

7.11 Intercity Consumer Prices May, 2014

Description	Unit	Abbott- abad	Bannu	D.I. Khan	Mingora	Quetta	Turbat	Gawadar	Loralai	Khuzdar	D.M. Jamali
AIR FARE ECONOMY CLASS.	P/KM.	0.00	0.00	0.00	0.00	18.20	18.20	18.20	0.00	18.20	0.00
POSTAL ENVELOPE DOMESTIC	EACH	8.00	8.00	8.00	8.00	8.00	8.00	8.00	8.00	8.00	8.00
ENVELOPE FOR SAUDI ARABIA	EACH	50.00	50.00	50.00	50.00	50.00	45.00	45.00	45.00	50.00	45.00
POSTAL REGISTRATION CHARGES	EACH	28.00	28.00	28.00	28.00	28.00	28.00	28.00	28.00	28.00	28.00
U.M.S. REG CHARGES MIN.	EACH	58.00	58.00	58.00	58.00	59.00	58.00	58.00	58.00	58.00	58.00
T.C.S. CH. MIN.WITH IN ZONE	EACH	110.00	110.00	110.00	95.00	110.00	110.00	110.00	110.00	110.00	110.00
TELEPHONE CHARGES LOCAL CALL	P/CALL	3.94	3.94	3.94	3.94	3.94	3.94	3.94	3.94	3.94	3.94
TEL CHARGES OUT SIDE CITY	P/CALL	3.94	3.94	3.94	3.94	3.94	3.94	3.94	3.94	3.94	3.94
INTERNET CHARGES	P/HOUR	30.00	25.00	42.50	30.00	25.00	30.00	30.00	38.75	20.00	20.00
MOBILE CELL CHARGES	P/UNIT	4.00	2.88	2.50	2.50	3.00	3.00	3.00	3.00	4.00	3.00
FAX CHARGES (LOCAL)	P/PAGE	17.50	15.00	15.00	10.00	15.00	25.00	25.00	20.00	20.00	15.00
TELEPHONE SET AV. QLTY	EACH	1200.00	1012.50	1300.00	1037.50	575.00	750.00	800.00	675.00	500.00	550.00
MOBILE SET NOKIA/SONY/ERICSON/SAMSUNG WITHOUT CAMERA	EACH	3800.00	2500.00	2250.00	2487.50	3000.00	2000.00	2100.00	3100.00	3000.00	3750.00
T.V. 20" COLORED WEGA H-A21.	EACH	20000.00	22000.00	20000.00	24500.00	18000.00	17000.00	17000.00	18000.00	17500.00	20000.00
T.V 20" COLOR CHINA/KORIA)	EACH	10500.00	9000.00	9550.00	8125.00	13000.00	8000.00	8000.00	12000.00	8500.00	16500.00
V.C.P. PANASONIC/LG/NAT	EACH	6500.00	6500.00	5000.00	0.00	6900.00	4500.00	0.00	6000.00	0.00	6500.00
DVD/VCD PLAYER PANASONIC/LG	EACH	4600.00	2500.00	5500.00	3000.00	5200.00	3000.00	0.00	4800.00	3000.00	4750.00
RADIO WITH C.PLAYER NATIONAL	EACH	2800.00	2175.00	1900.00	1450.00	1950.00	1600.00	1675.00	2000.00	1900.00	1650.00
PERSONNEL COMPUTER (BRANDED)	EACH	35000.00	52000.00	41500.00	33500.00	42000.00	28000.00	28000.00	28000.00	28000.00	28000.00
VID. CASSETTE BLK. TDK/SONY	EACH	150.00	110.00	100.00	125.00	155.00	150.00	150.00	150.00	0.00	0.00
COM. C.D. (TDK/IMATION)	EACH	50.00	65.00	50.00	50.00	72.50	60.00	35.00	70.00	50.00	65.00
TAPE RECORDER CASSETTE BLANK	EACH	60.00	25.00	42.50	70.00	40.00	35.00	37.50	35.00	45.00	30.00
VIDEO GAME SEGA 16 BYTE	EACH	1800.00	1450.00	1475.00	0.00	1150.00	900.00	900.00	1250.00	1000.00	0.00
CINEMA A/C. HIGH CLASS	TICKET	0.00	0.00	0.00	0.00	0.00	0.00	0.00	0.00	0.00	0.00
CINEMA NON-A/C HIGH CLASS	TICKET	30.00	40.00	50.00	100.00	150.00	0.00	0.00	20.00	0.00	0.00
CABLE CHARGES	PER MONT	250.00	300.00	250.00	200.00	400.00	350.00	300.00	300.00	300.00	250.00
TV.LICENCE FEE DOMESTIC	YEARLY	420.00	420.00	420.00	420.00	420.00	420.00	420.00	420.00	420.00	420.00
ENGLISH BOOK CLASS V1	EACH	78.00	78.00	78.00	78.00	59.00	59.00	59.00	59.00	59.00	59.00
ENGLISH BOOK CLASS IX OR X	EACH	76.00	76.00	76.00	76.00	72.00	72.00	72.00	72.00	72.00	72.00
ENG. BOOK IST.YR COMPLETE SET	EACH	80.00	80.00	80.00	80.00	65.00	65.00	65.00	65.00	65.00	65.00
ENGLISH BOOK BA/B.SC	EACH	120.00	120.00	120.00	120.00	175.00	175.00	175.00	175.00	175.00	175.00
URDU BOOK CLASS V (T.B.BORD)	EACH	76.00	76.00	76.00	76.00	82.00	82.00	82.00	82.00	82.00	82.00
URDU BOOK CLASS IX/X(T.B.B)	EACH	65.50	65.50	65.50	65.50	85.00	85.00	85.00	85.00	85.00	85.00
URDU BOOK IST.YEAR/INTER	EACH	76.00	76.00	76.00	76.00	85.00	85.00	85.00	85.00	85.00	85.00
URDU BOOK BA/B.SC	EACH	160.00	160.00	160.00	160.00	175.00	175.00	175.00	175.00	175.00	175.00
MATHS BOOK CALSS V (T.B.B)	EACH	77.00	77.00	77.00	77.00	55.00	55.00	55.00	55.00	55.00	55.00
MATHS BOOK CLASS IX OR X	EACH	133.00	133.00	133.00	133.00	130.50	130.50	130.50	130.50	130.50	130.50
MATHS BOOK IST.YEAR (T.B.B)	EACH	160.00	160.00	160.00	160.00	138.00	138.00	138.00	138.00	138.00	138.00
PAKISTAN STUDIES BOOK BA/B.SC	EACH	95.00	95.00	95.00	95.00	300.00	300.00	300.00	300.00	300.00	300.00
DAILY "DAWN"	P/COPY	19.00	19.00	19.00	19.00	19.00	19.00	19.00	19.00	19.00	19.00
DAILY "JANG"	P/COPY	12.00	12.00	12.00	12.00	12.00	12.00	12.00	12.00	12.00	12.00
DAILY "NAWA-E-WAQT"	P/COPY	12.00	12.00	12.00	12.00	12.00	12.00	12.00	12.00	12.00	12.00
WEEKLY "AKHBAR-E-JAHAN"	P/COPY	55.00	55.00	55.00	55.00	55.00	55.00	55.00	55.00	55.00	55.00
WEEKLY "MAG"	P/COPY	45.00	45.00	45.00	45.00	45.00	45.00	45.00	45.00	45.00	45.00
MONTHLY "NAUNEHAL DIGEST"	P/COPY	35.00	35.00	35.00	35.00	35.00	35.00	35.00	35.00	35.00	35.00
PAPER FOOLSCAPE (27"x17")	QUIRE	37.50	32.50	47.50	25.00	27.50	25.00	25.00	35.00	50.00	35.00
EXERCISE.BOOK LINED 80/100 PGS	EACH	60.00	55.00	45.00	57.50	37.50	40.00	40.00	40.00	50.00	27.50
PENCILGOLDFISH/DEER	EACH	5.50	5.00	5.00	7.50	5.00	5.00	5.00	5.00	5.00	4.50
PEN INK DOLLOR 57 ML BOTTLE	EACH	20.00	20.00	20.00	20.00	20.00	20.00	20.00	20.00	20.00	20.00
PHOTOSTATE PAPER 70 GM	PRT	320.00	282.50	350.00	345.00	355.00	530.00	550.00	370.00	400.00	350.00
BALL PEN (local)	EACH	7.00	5.00	5.00	5.00	5.00	7.00	7.00	5.00	5.00	5.00
FOUNTAIN PEN HERO/WINGS/CHINA	EACH	55.00	35.00	40.00	45.00	35.00	40.00	40.00	35.00	30.00	37.50

Contd.

7.11 Intercity Consumer Prices May, 2014

Description	Unit	Abbott- abad	Bannu	D.I. Khan	Mingora	Quetta	Turbat	Gawadar	Loralai	Khuzdar	D.M. Jamali
PRIVATE SCHOOL FEE ENGLISH MEDIUM AVERAGE STANDARD (CLASS I)	PER MONTH	1587.50	550.00	500.00	650.00	750.00	625.00	550.00	500.00	300.00	375.00
PRIVATE SCHOOL FEE ENGLISH MEDIUM AVERAGE STANDARD (CLASS V)	PER MONTH	1797.50	650.00	800.00	900.00	1150.00	725.00	600.00	700.00	560.00	550.00
PRIVATE SCHOOL FEE ENGLISH MEDIUM AVERAGE STANDARD (CLASS VI)	PER MONTH	1847.50	750.00	1000.00	900.00	1200.00	825.00	800.00	1000.00	675.00	700.00
PRIVATE SCHOOL FEE ENGLISH MEDIUM AVERAGE STANDARD (CLASS X)	PER MONTH	2287.50	850.00	1800.00	1300.00	1400.00	925.00	900.00	1200.00	635.00	850.00
PRIVATE MEDICLE COLLEGE FEE MBBS (1ST YEAR)	PER MONTH	39000.00	0.00	0.00	0.00	0.00	0.00	0.00	0.00	0.00	0.00
PRIVATE ENGINEERING COLLEGE FEE (ISTR YEAR)	PER MONTH	0.00	0.00	0.00	0.00	5700.00	0.00	0.00	0.00	0.00	0.00
GOVT. COLLEGE FEE 1ST. YEAR	MONTH	31.25	41.67	35.42	31.25	60.00	7.50	7.50	7.50	7.50	7.00
GOVT. COLLEGE FEE 4TH. YEAR	MONTH	39.59	50.00	39.59	39.59	80.00	9.00	9.00	9.00	9.00	9.00
GOVT. UNIVERSITY FEE MSC.	MONTH	539.58	620.00	540.00	540.00	350.00	350.00	350.00	350.00	350.00	350.00
GOVT. MED. COLLEGE FEE MBBS	MONTH	641.66	642.00	641.66	2054.00	950.00	0.00	950.00	0.00	0.00	950.00
GOVT. ENGG. COLL. FEE I YEAR	MONTH	0.00	0.00	595.83	0.00	850.00	0.00	3850.00	0.00	850.00	850.00
COACHING FEE FOR CLASS IX/X	PER MONTH	1200.00	2150.00	1000.00	1750.00	500.00	1000.00	1000.00	600.00	600.00	1000.00
COACHING CHARGES FOR CLASS 1ST YEAR/INTER (SCIENCE)	PER MONTH	1500.00	675.00	1100.00	2875.00	1000.00	0.00	1000.00	0.00	0.00	1500.00
COACHING CHARGES FOR CLASS 1ST YEAR/INTER (COMMERCE)	PER MONTH	1000.00	675.00	1000.00	950.00	1000.00	0.00	1000.00	0.00	0.00	1500.00
I.T. TUITION FEES	PER MONTH	4166.00	2500.00	2100.00	0.00	1800.00	0.00	920.00	0.00	0.00	0.00
MBA TUITION FEES	PER MONTH	3000.00	3000.00	2100.00	0.00	0.00	0.00	0.00	0.00	0.00	0.00
BREAD TANDOORI ST. SIZE	EACH	10.00	10.00	6.00	10.00	10.00	10.00	10.00	10.00	10.00	10.00
COOKED MUTTON (AV. HOTEL)	PLATE	117.50	140.00	140.00	135.00	150.00	120.00	155.00	200.00	180.00	115.00
COOKED BEEF (AV. HOTEL)	PLATE	72.50	90.00	100.00	105.00	80.00	90.00	125.00	120.00	150.00	80.00
COOKED DAL (AV. HOTEL)	PLATE	55.00	47.50	70.00	43.75	60.00	70.00	75.00	50.00	50.00	40.00
CHICKEN BIRYANI FULL/DOUBLE	PLATE	140.00	120.00	145.00	190.00	150.00	120.00	130.00	100.00	85.00	90.00
TEA PREPARED (ORDINARY)	CUP	17.50	15.00	15.00	17.50	21.00	10.00	10.00	20.00	17.50	20.00
HAIRCUT CHARGES FOR MEN	P/CUT	65.00	57.50	45.00	70.00	80.00	90.00	100.00	60.00	55.00	55.00
BEAUTY PORL HAIR STYL CHARGE	P/STY.	350.00	150.00	140.00	450.00	243.75	300.00	325.00	250.00	250.00	150.00
SHAVING CHARGES	PER SHV	25.00	37.50	32.50	45.00	40.00	35.00	35.00	40.00	30.00	25.00
LIPSTICK S.MISS/MEDORA	EACH	100.00	90.00	100.00	90.00	95.00	90.00	100.00	90.00	100.00	90.00
NAIL POLISH S.MISS/MEDORA	EACH	105.00	90.00	100.00	85.00	95.00	80.00	80.00	80.00	80.00	80.00
PERFUME MED.SIZE MEDORA/BROACH	EACH	110.00	120.00	100.00	150.00	100.00	100.00	100.00	100.00	150.00	180.00
HAIR-OIL AMLA/CHAMBELI	BOTTLE	110.00	100.00	85.00	100.00	100.00	90.00	80.00	100.00	100.00	100.00
TOILET SOAP LUX 95 GRAMS	EACH	40.38	40.38	40.38	40.38	40.38	40.38	40.38	40.38	40.38	40.38
TOILET SOAP LIFEBOUY 140 GRM	EACH	36.00	36.00	36.00	36.00	36.00	36.00	36.00	36.00	36.00	36.00
TOILET SOAP SAFEGUARD BATH SIZE	EACH	46.00	46.00	46.00	46.00	46.00	46.00	46.00	46.00	46.00	46.00
TOOTHPASTE MACKLINES 70 GRM	EACH	50.00	50.00	50.00	50.00	50.00	50.00	50.00	50.00	50.00	50.00
TOOTHPAST MED SIZE CLGATE 70 GMS	EACH	56.00	56.00	56.00	56.00	56.00	56.00	56.00	56.00	56.00	56.00
TOOTHBRUSH SHIELD AV/PLAUQUE	EACH	42.50	32.50	40.00	46.25	50.00	50.00	50.00	40.00	50.00	47.50
TOOTHPOWDER DENTONIC 90 GRM	EACH	25.00	25.00	25.00	25.00	25.00	25.00	25.00	25.00	25.00	25.00
HAIR-COLOUR BEGIN (6 GMS)	EACH	90.00	95.00	90.00	90.00	90.00	90.00	90.00	95.00	90.00	95.00
HAIR COLOUR (KALAKOLA)	BOTTLE	120.00	120.00	120.00	120.00	120.00	120.00	120.00	120.00	120.00	120.00
FACECREAM PONDS (MEDIUM)	EACH	110.00	120.00	110.00	120.00	120.00	100.00	100.00	120.00	140.00	110.00
TALC POWDER VICE ROAY,B.CAT	EACH	120.00	120.00	110.00	110.00	120.00	130.00	120.00	120.00	150.00	120.00
BLADE TREET ORDINARY 10'S	PKT.	30.00	30.00	30.00	30.00	30.00	30.00	30.00	35.00	45.00	30.00
BLADE 7-O-CLOCK STAIN. 5'S	PKT.	30.00	30.00	30.00	32.50	35.00	30.00	35.00	35.00	55.00	35.00
SHAMPOO SUNSILK/PAINTIN 100 ML	BOTTLE	100.00	100.00	110.00	110.00	110.00	115.00	100.00	94.44	100.00	110.00
BEAUTY CREAM (FAIR & LOVELY)	EACH	155.00	85.00	120.00	115.00	135.00	85.00	115.00	100.00	100.00	155.00
HAIR REMOVING CREAM (EU-CREAM)	TUBE	60.00	55.00	55.00	65.00	65.00	55.00	55.00	65.00	55.00	55.00
GEL MEDIUM SIZE	BOTTLE	120.00	65.00	85.00	120.00	80.00	60.00	60.00	80.00	120.00	120.00
DISPOSABLE RAZOR GILLET-II	EACH	35.00	35.00	40.00	40.00	45.00	45.00	47.50	45.00	40.00	35.00
SHAVING CREAM TOUCH-ME/ADM.	EACH	60.00	55.00	55.00	60.00	60.00	50.00	60.00	60.00	70.00	55.00
GOLD TEZABI 24 CT	10 GM.	41666.00	42700.00	41667.00	42181.00	41700.00	42500.00	44166.00	43000.00	45730.00	44300.00
SILVER TEZABI 24 CT	10 GM.	711.00	730.00	686.00	686.00	620.00	916.67	916.67	695.00	700.00	720.00
ARTIFICIAL JEWELLARY SET	SET	700.00	450.00	230.00	1425.00	480.00	500.00	525.00	520.00	400.00	425.00
WRIST WATCH GENTS CITIZEN (ORIGINAL) ***	EACH	2000.00	2500.00	2500.00	2500.00	2550.00	2550.00	2500.00	2550.00	2500.00	2500.00
WRIST WATCH LADIES CITIZEN (ORIGINAL) ***	EACH	1800.00	2500.00	2500.00	2500.00	2550.00	2500.00	2500.00	2500.00	2500.00	2500.00
WALL CLOCK QUARTZ AV.QLTY	EACH	525.00	375.00	255.00	650.00	475.00	300.00	325.00	500.00	500.00	475.00
SUITCASE REXIN (24"x16"x6")	EACH	975.00	625.00	650.00	750.00	1500.00	850.00	950.00	1000.00	1950.00	900.00
TRUNK MEDIUM SIZE ***	EACH	1000.00	1500.00	1300.00	2200.00	675.00	650.00	700.00	650.00	1500.00	1200.00
PURSE LADIES (LEATHER) AVERAGE QUALITY	EACH	700.00	650.00	500.00	600.00	400.00	325.00	300.00	330.00	300.00	325.00

7.11 Inter-city Consumer Prices May, 2014

Description	Unit	Value in Rupees	
		Average	% Change
FOOD & NON-ALCOHOLIC BEVERAGES			
WHEAT	10 KG.	342.91	-8.81
WHEAT FLOUR FINE/SUPERIOR.	KG.	44.56	-5.37
WHEAT FLOUR AVG. QLTY	KG.	39.58	-5.69
WHEAT FLOUR BAG	10 KG.	391.79	-6.94
MAIDA	KG.	53.52	-2.99
SUJI	KG.	54.57	-2.13
BESAN AV. QLTY.	KG.	81.90	1.59
RICE BASMATI SUP. QLTY.	KG.	139.40	1.10
RICE BASMATI 385/386	KG.	95.17	-0.65
RICE BASMATI BROKEN AV.QLTY	KG.	72.92	0.26
RICE IRRI-6 (SINDH/PUNJAB)	KG.	50.61	-0.35
VERMICELLI	KG.	78.63	-0.46
BREAD PLAIN MEDIUM SIZE	EACH	39.44	1.54
RUSK (PAPAY)	KG.	179.52	0.03
BISCUITS-PACKED	PKT	35.00	0.00
BISCUIT-BAKERY (LOOSE)	250 GM	72.08	0.18
CORNFLAKS FAUJI 225 GM.	PKT	164.39	1.61
SAMOSAS (VEGATABLE)	EACH	11.88	1.97
PASTRY AV.QLTY.	EACH	24.27	0.62
PATTIES (VEGATABLES)	EACH	19.58	0.98
NIMCO	250 GM	63.46	0.51
CHIPS	250 GM	73.52	2.44
BEEF WITH BONE AV.QLTY.	KG	279.76	0.37
MUTTON AV.QLTY.	KG	545.22	0.06
CHICKEN FARM BROILER (LIVE)	KG	175.12	-1.11
FISH-RAHU MEDIUM SIZE	KG	290.31	0.25
MILK FRESH (UNBOILED)	LTR.	71.65	1.17
CURD	KG.	84.70	1.06
MILK TETRA PACK 1/2 LTR.	PKT.	54.75	5.29
LACTOGEN 400 GRAMS	PKT.	419.25	3.39
POWDER MILK NIDO 400GM.	PKT	325.00	0.68
MILK POWDER LOOSE/PACKED	KG.	505.34	1.46
BUTTER LOCAL PACKED	50 GM.	28.25	1.40
EGGS FARM	DOZ	81.36	-8.31
MUSTARD OIL AV.QLTY.	KG.	184.00	-0.55
COOKING OIL (DALDA)	2.5LTR	538.81	0.34
COOKING OIL (PAKWAN) OTHER BRAND SPECIFY	2.5 LTR	509.15	0.15
VEGETABLE GHEE TIN	2.5KG.	514.25	0.33
VEGETABLE GHEE (LOOSE)	KG.	166.49	-1.49
DATES AV.QLTY.	KG.	177.34	0.58
PISTACHIO AV.QLTY.	50 GM.	105.27	-0.49
ALMONDS WHOLE AV.QLTY.	KG.	492.07	0.20
COCONUT DRY AV.QLTY.	KG.	267.47	5.41
RAISINS AV.QLTY.	50 GM.	20.42	0.15
GROUNDNUTS (WITH SHELL)	KG.	168.79	-1.28
MALTA/MOSAMBI	DOZ	0.00	
KINNU	DOZ	156.16	11.92
APPLE	KG	121.72	6.82
ALOO BUKHARA	KG	134.38	
POMEGRANATE (ANNAR)	KG	0.00	
GRAPES	KG	0.00	
BANANAS	DOZ	83.37	25.65
MANGO KALMI	KG	103.70	
GUAVA	KG	0.00	
WATERMELON (TURBOOZ)	KG	25.99	-39.75

Contd.

7.11 Inter-city Consumer Prices May, 2014

Description	Unit	Value in Rupees	
		Average	% Change
MUSKMELON (KHARBOOZA)	KG	40.81	-28.23
SWEETMELON (GARMA)	KG	0.00	
PULSE MASOOR (WHOLE)	KG.	116.64	1.77
PULSE MASOOR (WASHED)	KG.	128.28	0.93
PULSE MOONG (WASHED)	KG.	154.86	4.48
PULSE MASH (WASHED)	KG.	141.17	4.00
PULSE GRAM	KG.	75.59	-0.46
GRAM WHOLE BLACK AV.QLTY.	KG.	78.26	0.01
GRAM WHOLE YELLOW AV.QLTY	KG.	113.23	0.93
BEANS (LAL LOBIN)	KG.	145.98	-1.59
POTATOES	KG	57.07	1.67
ONION	KG	32.51	-9.54
TURNIP	KG	0.00	
RADISH	KG	0.00	
TOMATOES	KG	21.92	-49.57
CABBAGE	KG	0.00	
CAULIFLOWER	KG	0.00	
BRINJAL	KG	29.12	
PUMPKIN	KG	31.98	
BOTTLEGOURD	KG	34.98	-22.34
LADY FINGER	KG	59.68	
PEAS	KG	0.00	
SPINACH	KG	0.00	
TINDA	KG	47.99	-35.83
TURAI	KG	52.41	
KARAILA	KG	44.21	
ARVI	KG	0.00	
CHILLIES GREEN	KG	62.63	-14.11
CARROT	KG	0.00	
COCUMBER (KHEERA)	KG	28.13	-8.22
LEMON	250GM	56.24	43.36
SUGAR REFINED	KG.	52.91	-1.23
GUR AV.QLTY	KG.	78.47	1.88
HONEY LANGANESE 500 GM.	BOTTLE	727.46	0.97
MILO 200 GM.	BOTTLE	185.57	1.31
CUSTARD POWDER RAFHAN 300 GM.	PKT	72.75	0.69
TOFFEE (HILAL)	EACH	1.30	1.56
CHOWKELATE CANDY (SMALL SIZE)	EACH	5.00	0.00
SWEETMEAT (MIXED)	KG	294.43	0.13
ICE CREAM WALLS	CUP.	40.00	0.00
ICE	KG	9.60	5.49
JAM AHMED/MITCHELLES	BOTTLE	124.31	0.00
SQUASH-MITCHELLES	BOTTLE	146.31	0.00
ROOH AFZA	BOTTLE	142.75	2.60
JAM-E-SHIREEN	BOTTLE	147.44	0.99
SAUNF	50 GM	16.59	-0.36
CINAMON LOOSE AV. QLTY	50 GM.	21.78	0.28
CUMINSEED WHITE NATIONAL	50 GM.	51.00	0.20
PEPPER BLACK NATIONAL	50 GM.	92.83	3.09
CLOVES LOOSE AV.QLTY	50 GM.	92.84	0.73
CARDAMOM LARGE LOOSE AV.QLTY	50 GM.	121.66	2.02
CARDAMOM SMALL AV.QLTY	50 GM.	109.02	1.08
SALT-POWDERED (LAHORI) LOOSE	KG.	9.71	0.52
SALT POWDERED (NATIONAL/SHAN)	PKT	23.46	2.85
CHILLIES POWD.NATIONAL 200GM	PKT	105.00	-1.06
CHILLIES POWDER LOOS	KG.	228.31	0.98
CORRIANDER SEED POWD.NATIONAL	PKT	81.98	1.23

Contd.

7.11 Inter-city Consumer Prices May, 2014

Description	Unit	Value in Rupees	
		Average	% Change
CORRIANDER SEED (LOOSE)	KG.	223.87	5.02
TURMERIC POWD.NATIONAL 50GM	PKT.	35.00	0.00
CURRY POWD. NATIONAL 200 GM	PKT.	86.43	0.03
TOMATO KETCHUP AHMED/MITCHL	BOTTLE	82.11	1.47
PICKLES AHMED/MITCHELLES	BOTTLE	100.25	0.37
VINEGAR SYNTHETIC (SIRKA)	BOTTLE	69.71	0.00
GARLIC	KG	118.95	-12.56
GINGER	KG	250.26	3.48
TAPAL DANEDAR TEA 200GM PACKET	PKT	121.29	-7.50
TEA LIPTON YELLOW LABEL 200GM.	PKT.	132.32	-9.86
TEA LOOSE KENYA AV.QLTY 250GM.	PKT.	130.33	-2.86
COFFEE-NESCAFE 75 GM. **	BOTTLE	307.44	0.41
COLD DRINK (STANDARD SIZ)	BOTTLE	23.06	2.35
FRUIT JUICE TETRA PACK	PKT.	16.78	1.94
MINERAL WATER NESTLE 1.5 LTR	BOTTLE	45.63	0.55
ALCOHOLIC BEVERAGES & TOBACCO			
CIGARETTES K-2 10'S **	PKT	38.75	0.00
CIGARETTES CAPSTAN 10'S **	PKT	40.40	0.50
CIGARETTES GOLD LEAF 20'S	PKT	90.28	0.21
CIGARETTES MORVEN GOLD 20'S	PKT	40.68	1.95
BETEL LEAVES	50GM.	65.92	3.45
BETEL NUTS	KG.	283.64	0.09
CLOTHING & FOOTWEAR			
LONG CLOTH 57" GUL AHMED/AL-KARAM	METER	204.65	1.36
SHIRTING AV.QLTY.	METER	158.06	1.92
PANT CLOTH W & WEAR AV.QLTY	METER	369.05	0.17
LAWN PRINTED GUL AHMED/AL-KARAM	METER	241.18	5.39
GEORGETTE AV.QLTY	METER	129.28	0.19
LINEN AV.QLTY ***	METER	142.58	0.12
HEAVY WT SUITING LAWERNCPUR SUP QLTY	METER	1241.76	0.00
HEAVY WT SUITING LAWERNCPUR AV QLTY	METER	1639.13	0.00
TROPICAL SUITING LAW.PUR	METER	1023.88	0.05
PANT BOY 24"/26" LENGTH.	EACH	456.09	2.17
SHIRT BOY 24"/26" LENGTH	EACH	355.07	1.16
SCHOOL UNI. PANT,SHIRT BOYS	SUIT	613.40	1.88
SCHOOL UNI. KAMEEZ,SHAL.BOYS	SUIT	583.84	1.50
SCHOOL UNI. KAMEEZ,SHAL.GIRL	SUIT	609.20	2.15
FROCK W/WEAR GIRLS	EACH	874.18	1.69
AWAMI-SUIT W & W(BOY) 24"/26	SUIT	878.11	1.44
AWAMI-SUIT W&W (GENTS)AV.QLTY	SUIT	1175.44	1.31
PULLOVER GENTS OXFORD/BON.	EACH	2640.13	0.00
PULLOVER LADIES OXFORD/BON.	EACH	2502.81	0.00
PULLOVER (GENTS) OTHERS A.QTY	EACH	878.61	0.00
SECOND-HAND COAT FOR MEN	EACH	397.61	0.00
SECONDHAND SWEETER FOR MEN DUP QLTY	EACH	263.98	0.00
SECONDHAND WINTER JACKET	EACH	387.38	0.00
UNDERWEAR AV.QLTY MEDIUM SIZE	EACH	117.84	0.21
VEST FOR MEN AV.QLTY.	EACH	122.30	1.33
VEST/SHAMEEZ (WOMEN) AVG. QLTY	EACH	139.95	1.13
SOCKS NYLON (PAKISTANI)	PAIR	81.59	0.00
BRASSIER AV.QLTY.	EACH	144.48	1.85
BRASSIER SUP QLTY	EACH	321.34	0.61
DOPATTA GEORGETTE AV.QLTY.	EACH	279.98	0.91
DOPATTA COTTON AV GLTY	EACH	216.32	1.07
CHADDAR (W/WEAR) (2x2.5 MTR)	EACH	414.76	0.33

Contd.

7.11 Inter-city Consumer Prices May, 2014

Description	Unit	Value in Rupees	
		Average	% Change
LUNGI/DHOTI(COTTON) AVG. QLTY	EACH	286.28	0.66
HANDKERCHIEF AVG. QLTY PAK	EACH	37.05	2.57
HANDKERCHIEF SUP. QLTY PAK	EACH	58.64	0.65
GLOVES AV QLTY	PAIR	87.12	0.00
AZARBAND COTTON AVG. QLTY	EACH	16.39	0.37
SEWING THREAD/REEL(ASLI PARI)	EACH	6.58	1.08
WASHING CHARGES PAINT & SHIRT	SUIT	89.28	2.36
DRY CLEANING SUIT COAT PANT	SUIT	295.44	0.17
WASHING CH. (KAMIZ-SHALWAR)	PAIR	63.01	1.81
TAILORING SHIRT	EACH	324.18	0.53
TAILORING CHARGES PANT (MEN)	EACH	538.07	1.44
TAILORING COAT-PANT SUIT	SUIT	3520.39	0.36
TAILORING AWAMI-SUIT (MALE)	SUIT	467.25	0.98
TAILORING SUIT FEMALE	SUIT	395.54	1.17
GENTS SHOES PAUL BATA	PAIR	1199.00	0.00
GENTS SANDAL BATA	PAIR	699.00	0.00
GENTS SPOUNG CHAPPAL BATA	PAIR	179.00	0.00
LADIES SANDAL BATA	PAIR	499.00	0.00
LADIES SPOUNG CHAPPAL BATA	PAIR	179.00	0.00
CHILD SHOE POWER LITE BATA	PAIR	599.00	0.00
GENTS SHOE, ART 1109 SERVICE	PAIR	999.00	0.00
NYLON JOGGER 27 SIZE 2-5 ***	PAIR	1299.00	0.00
CHINA FOOT WEAR AV. QLTY (MALE) *	PAIR	643.51	0.19
CHINA FOOT WEAR AV. QLTY (FEMALE) *	PAIR	483.40	0.13
CHINA FOOT WEAR AV. QLTY (CHILDREN) *	PAIR	411.61	0.00
SHOE REPAIR HALF SOLE	PAIR	91.98	0.40
SHOES POLISH CHARGES AVERAGE SHOP	PAIR	17.43	0.17
HOUSING, WATER, ELECT,GAS & OTH FUEL			
HOUSE RENT (combined)	MONTH	5990.75	0.00
rent 2	pm	5990.75	0.00
RENT3	PM	5990.75	0.00
RENT4	PM	5990.75	0.00
RENT5	PM	5990.75	0.00
RENT6	PM	5990.75	0.00
SYNTHETIC ENEMAL ROBIALAC BALTI 3.64 LTR.	EACH	1789.94	0.51
SYNTHETIC ENEMAL ICI BALTI 3.64 LTR.	EACH	1862.88	0.90
CEMENT (LOCAL) SPECIFY BRAND NAME	BAG	512.94	0.09
BRICKS (NEW) 1ST CLASS	P/1000	6063.38	-0.34
CEMENT BLOCKS (6"x8"x12")	P/100	2257.31	0.00
BAJREE	100CFT	3759.62	0.88
SAND (BLACK PIT SAND)	K100CFT	2083.30	-0.20
TIMBER SHESHAM LOG IST QUALITY	cubmt.	49768.76	0.61
IRON BAR (M.S. BAR) 1/2"	P/TON	75025.72	0.73
CARPANTER WAGE RATE	P/DAY	743.38	1.29
MASON (RAJ) WAGE RATE	P/DAY	810.60	0.85
UNSKILLED LABOUR WAGE RATE	P/DAY	434.94	0.72
PLUMBER WAGE RSTE	P/DAY	738.87	0.57
ELECTICIAN WAGE RATE PER DAY **	P/DAY	712.55	0.79
ELECTICIAN WAGE RATE PER POINT **	P/PNT	108.84	2.52
WATER CHARGES PER HOUSE	P/MONTH	115.26	0.00
ELECT.CHARGES UPTO 50 UNITS	P/UNIT	2.00	0.00
ELECT.CHARGES 01 - 100 UNIT	P/UNIT	5.79	0.00
ELECT.CHARGES 101 - 300 UNIT	P/UNIT	9.70	0.00
ELECT.CHARGES 301 - 1000 UNIT	P/UNIT	15.27	0.00
ELECT.CHARGES ABOVE 1000 UNIT	P/UNIT	17.41	0.00
ELEC	PM	10.03	0.00
GAS CHRg upto 3.3719 MMBTU	MMBTU	124.18	0.00

Contd.

7.11 Inter-city Consumer Prices May, 2014

		Value in Rupees	
Description	Unit	Average	% Change
GAS CHR9 3.3719 - 6.7438 MMBUT	MMBTU	248.37	0.00
GAS CHR9 6.7438 - 10.1157 MMBUT	MMBTU	248.37	0.00
GAS CHR910.1157 - 13.4876 MMBUT	MMBTU	620.91	0.00
GAS	PM	620.91	0.00
GAS	PM	372.55	0.00
KEROSENE OIL	LTR	119.31	-1.21
FIREWOOD WHOLE	40 KG.	496.07	0.25
FURNISHING HOUSE HOLD EQUIPMENTS			
CHAIR SHESHAM WOOD WITH ARMS **	EACH	1802.31	1.35
CHAIR PLASTIC (CHAIRMAN) AVERAGE QUALITY	EACH	715.13	1.78
TABLE SHESHAM WOOD (4X2X5") ***	EACH	5203.60	0.40
SOFASET WOODEN WITH FOAM SEAT **	SET	16092.26	0.37
COT IRON (WITH NIWAR)AV.QLTY.	EACH	2034.79	2.26
ALMIRAH (STEEL) 6'X3' 20 GAUGE	EACH	9313.90	0.45
DINNING TABLE 6 CHAIRS A.QLTY	SET	18291.12	0.63
SINGLE BED WITHOUT FOAM MED.	EACH	5534.99	0.42
MATRESS SINGLE(4"THICK)	EACH	4682.54	0.40
FARSHI DARI 12'X9' AV.QLTY	EACH	1242.39	1.24
DARI COTTON (6'x2 1/2') AV.QL	EACH	565.06	0.90
CARPET PLAIN AV. QLTY	SQFT.	39.31	0.79
QUILT (LIHAF) 3 KG. COTTON	EACH	850.15	0.44
BLANKET (90" x 54")	EACH	3111.06	0.00
BEDSHEET SINGLE BED SUP.QLTY	EACH	563.28	0.22
BED SHEET DOUBLE WITH TWO PILLOW COVERS SUP QLTY	SET	1105.10	0.40
TOWEL(3'x2') AV. QALTY	EACH	227.37	0.50
CEILING FAN 48" SUPER QLTY **	EACH	2954.42	0.89
PEDESTAL FAN 22" SUPER QLTY	EACH	4011.13	0.66
REFG. DAWLENCE 10 CFT. D.DOOR	EACH	30214.79	0.35
D-FREEZER WAVES 8 CFT.	EACH	28600.00	0.31
AIRCONDITIONER 1.5 TON PEL	EACH	41502.50	0.00
SPLIT AIR CONDITIONER 1.5 TON (SPECIFY BRAND NAME)	EACH	43478.33	0.85
AIRCOOLER SUPER ASIA	EACH	11362.50	0.90
WASHING MACHINE SINGER	EACH	15301.25	0.13
SEWING MACHINE(SINGER)	EACH	5686.00	0.56
GIZER LARGE SIZE 30 GALLON CAPACITY SUP QLTY	EACH	16846.63	-0.01
GAS BURNER DOUBLE SPFY.BRAND	EACH	1666.02	0.30
ELECT. IRON PHILIPS MDL.1120	EACH	1658.88	0.00
ELECTRIC JUICER FOR APPLE	EACH	5204.00	0.48
S.STEEL DEGHCHI MEDIUM SIZE ***	EACH	577.73	0.94
ALUMINIUM COOKING PAN (DEGCHI) MED SIZE	EACH	554.80	0.81
NON STICK COOKING PAN (DEGCHI) SUP. QLTY	EACH	791.79	1.91
FRYING PAN STEEL AVG. QLTY MED. SIZE	EACH	355.89	1.60
TAWA IORN (MEDIUM SIZE) AVG. QLTY	EACH	289.16	1.07
S.STEEL PLATE A.QLTY.(M.SIZE)	EACH	73.75	1.26
TABLE SPOON S.STEEL SUP.QLTY.	DOZEN	348.33	1.28
WATER SET JUG+6 GLASSES (OMROC)	SET	465.56	0.55
TEA SET PAK. CHINAWARE 21 PCS.	SET	1687.19	1.09
DINNER SET PLASTIC 72 PIECES SUPERIOR QLTY	SET	5042.24	2.26
HOTPOT SET PLASTIC 3 PCS.	SET	1279.72	0.56
BUCKET(BALTI) PLASTIC MED.SIZ	EACH	313.19	0.57
LOTA PLASTIC (MED SIZE) AVERAGE QUALITY	EACH	50.23	1.01
PRESURE COOKER 4 LTR.	EACH	1321.21	0.38
WATER COOLER 9/10 LTR.PLASTIC ***	EACH	559.98	0.51
THERMOS STARVAC 1 LTR	EACH	436.25	0.41
BULB PHILIPS 100-WATTS	EACH	29.86	0.78
TUBE LIGHT PHILIPS 40 WATTS	EACH	101.69	0.13

Contd.

7.11 Inter-city Consumer Prices May, 2014

Description	Unit	Value in Rupees	
		Average	% Change
ELECTRIC BLUBS "0" WATTE LOCAL	EACH	21.49	0.56
ELECTRIC BLUB ENERGY SAVER 14 WATTS	EACH	159.63	0.24
WASHING SOAP 250 GMS SPECIFY BRAND NAME	EACH	32.16	0.31
SURF EXCEL 400 GMS POLY BAG	EACH	125.00	0.00
WASHING POWDER 1000 GRM	EACH	182.13	0.28
WASHING POWDER (WHEEL/ BONUS) 100 GRAMS	EACH	94.31	0.64
CLEANSER POWDER VIM 1000 GM	PKT.	70.00	0.40
FINIS 500 ML	BOTTLE	171.68	2.80
PHNYLE TYPHONE/FINIS/CARRANITE 3 LITRES	BOTTLE	135.08	1.79
HARPIC	BOTTLE	127.03	0.09
BOOT POLISH CHERRY/KIWI 50ML	EACH	92.01	2.79
ROBIN BLUE (35 GRAMS)	PKT.	36.97	1.73
TISSU PAPER PERFUMED 100 PCS.	PKT	97.30	0.91
TOILET PAPER ROLL (R.PETEL)	P/ROLL	35.25	2.20
BOOT POLISH LIQUID CHEERY BLOSSOM KIWI 75 ML	BOTTLE	128.50	0.88
MATCH BOX SMALL	EACH	1.60	1.27
DRY CELL 1.5 VOLT(LOCAL)	EACH	21.69	1.17
HAND STITCHING NEEDLE M.SIZE	PACKET	7.44	0.00
SEWING MACHINE NEEDLE (SINGER)	EACH	6.09	0.16
HOUSEHOLD SERVANT FEMALE P/T	P/MNTH	1687.47	0.15
MARRIAGE HALL WITH FURNITURE	P/HEAD	104.40	0.74
HEALTH			
SEPTRAN TABLETS	10TAB.	15.00	0.00
BRUFEN TABS 200-MG.	10TAB.	10.00	0.00
PANADOL TAB. EXTRA/PLAIN	10TAB.	10.00	0.00
DISPRIN TAB.	10TAB.	10.00	0.00
TRISIL TAB.	10 TAB	10.00	0.00
FLAGYL TAB. 200 MG.	10TAB.	10.00	0.00
VENTOLIN TAB. 2MG.	10TAB.	9.00	0.00
DAONIL TAB. 5 MG.	10TAB.	17.00	0.00
ENTOX TAB.	10TAB.	10.00	0.00
RENITEC TAB. 5 MG.	10TAB.	59.00	0.00
CAC. 1000 TAB	BOTTLE	122.00	0.00
AMOXIL CAPSOLE 250 MG.S	10CAP.	36.00	0.00
CALCIUM SYRUP SANDOZ	BOTTLE	64.00	0.00
LEDERPLEX SYRUP	BOTTLE	35.00	0.00
SANCOS SYRUP (50 ML.)	BOTTLE	30.00	0.00
PHENERGAN SYRUP 120 ML.	BOTTLE	33.00	0.00
CALPOL SYRUP 60 ML.	BOTTLE	28.00	0.00
HYDRYLLIN SYRUP 120 ML.	BOTTLE	59.00	0.00
POLYFAX EYE OINTMENT	TUBE	21.00	0.00
BETNESOL EYE DROPS	BOTTLE	33.89	0.00
EAR DROPS (CARDISPORINE) ***	BOTTLE	21.00	0.00
BETNOVATE-N OINTMENT 5 GMS	TUBE	16.00	0.00
BURNOL CREAM 30 GRM	TUBE	16.00	0.00
VICKS VAPORUB/BALM	BOTTLE	36.00	0.00
GLYCRINE SMALL BOTTLE	BOTTLE	22.36	4.58
JOUHAR JOSHANDA	PKT.	6.15	1.15
GALXOS-D (450 GRMS)	PKT.	155.39	0.27
GRIPE-WATER WOODWARDS	BOTTLE	50.00	0.00
SANIPLAST ONE PUTTY	EACH	1.84	1.10
O.R.S. (NIMCOL)	PKT.	15.00	0.00
DETTOL (MEDIUM)	BOTTLE	46.80	0.00
COTTON BANDAGE 2" - 4"	EACH	9.07	1.68
THERMOMETER CHINA	EACH	40.65	0.40
DOCTOR (MBBS) CLINIC FEE	P/PAT.	166.94	2.30
URINE TEST (DR) CHARGES	P/TEST	95.94	0.09

Contd.

7.11 Inter-city Consumer Prices May, 2014

Description	Unit	Value in Rupees	
		Average	% Change
BLOOD TEST (CP) CHARGES	P/TEST	227.63	0.00
SUGAR TEST (RANDOM/FASTING BOTH) CHARGES	P/TEST	163.90	0.20
ECG CHARGES	P/TEST	218.00	0.00
X-RAY (CHEST) CHARGES	P/X-RAY	264.30	0.28
TRANSPORT			
CAR SUZUKI 800 CC (W/O. A/C)	EACH	643288.46	0.26
CAR SUZUKI 1000 CC	EACH	1017447.41	0.38
CAR TOYOTA 1300 CC	EACH	1529028.00	-0.16
CAR HONDA CIVIC	EACH	2061657.89	-1.97
MOTORCYCLE HONDA CD-70.	EACH	69539.74	0.14
MOTORCYCLE YAMAHA 100CC.	EACH	79929.41	0.06
MOTOR CYCLE HERO 70 CC	EACH	45531.86	-0.12
BICYCLE WITH TYRES & TUBES	EACH	7328.74	0.36
TYRE CAR WITH TUBE GENERAL	EACH	3374.33	1.12
TYRE MOTOR CYCLE WITHOUT TUBE	EACH	1196.18	0.24
TYRE CYCLE SPECIFY BRAND NAME	EACH	369.10	0.50
TYRE CAR W/O TUBE	EACH	3196.15	0.56
PETROL SUPER	LITRE	107.97	-0.31
HIGH SPEED DIESEL HSD	LITRE	109.34	-3.96
CNG	K.G.	68.84	0.00
GAS CYLINDER STAND. SIZE	EACH	1310.99	-10.11
MOTOR CYCLE SERVICE CHARGES	EACH	249.31	0.50
CAR SERVICE CHARGES	EACH	322.77	0.60
TYRE PUNCTURE CHARGES	EACH	58.50	1.07
CYCLE OVERHAULING CHARGES	EACH	271.87	0.98
CAR TAX FOR 800CC TO 1300CC	YEARLY	1346.43	0.00
TRAIN FARE ECO. 1-100 KM.	P/KM.	0.71	0.00
TRAIN FARE ECO. 101-500 KM.	P/KM.	1.02	0.00
TRAIN FARE ECO. > 500 KM.	P/KM.	0.93	0.00
TRAIN FARE IST SLP. 1-100KM	P/KM.	2.18	0.00
TRAIN FARE IST SLP.101-500 KM	P/KM.	2.69	0.00
TRAIN FARE IST SLP. > 500 KM	P/KM.	2.07	0.00
TRAIN FARE A/C SLP. 1-100KM.	P/KM.	5.99	0.00
TRAIN FARE A/C SLP.101-500KM	P/KM.	4.77	0.00
TRAIN FARE A/C SLP > 500KM.	P/KM.	4.32	0.00
PLATFORM TICKET	EACH	10.00	0.00
AUTO RICKSHAW FARES	KM/MIN	57.03	0.00
FULL TONGA CHARGES	KM/MIN	61.47	0.00
TAXI 4 SEATER FARE	KM/MIN	78.21	0.00
BUS FARE MIN (WITHIN CITY)	TICKET	12.85	-2.65
BUS FARE MAX (WITHIN CIT	TICKET	21.92	-0.05
BUS FARE OUTSIDE CITY	P/KM.	0.96	-1.03
A/C BUS FARE OUTSIDE CITY	P/KM.	1.60	0.00
MINIBUS FARE MIN.WITH IN CITY	TICKET	14.92	-0.53
MINIBUS FARE MAX.WITH IN CITY	TICKET	23.10	7.44
SUZUKI FARE MIN.WITH IN CITY	TICKET	11.73	0.00
SUZUKI FARE MAXIMUM W.IN CITY	TICKET	18.00	0.00
AIR FARE ECONOMY CLASS.	P/KM.	18.20	0.00
COMMUNICATION			
POSTAL ENVELOPE DOMESTIC	EACH	8.00	0.00
ENVELOPE FOR SAUDI ARABIA	EACH	48.88	0.00
POSTAL REGISTRATION CHARGES	EACH	28.00	0.00
U.M.S. REG CHARGES MIN.	EACH	58.18	0.00
T.C.S. CH. MIN.WITH IN ZONE	EACH	109.63	0.00
TELEPHONE CHARGES LOCAL CALL	P/CALL	3.94	0.00
TEL CHARGES OUT SIDE CITY	P/CALL	3.94	0.00
INTERNET CHARGES	P/HOUR	26.83	0.00

Contd.

7.11 Inter-city Consumer Prices May, 2014

Description	Unit	Value in Rupees	
		Average	% Change
MOBILE CELL CHARGES	P/UNIT	3.07	0.00
FAX CHARGES (LOCAL)	P/PAGE	16.81	0.00
TELEPHONE SET AV. QLTY	EACH	729.69	0.26
MOBILE SET NOKIA/SONY/ERICSON/SAMSUNG WITHOUT CAMERA	EACH	2794.90	0.13
RECREATION AND CULTURE			
T.V. 20" COLORED WEGA H-A21.	EACH	19486.46	-0.10
T.V 20" COLOR CHINA/KORIA)	EACH	11242.71	0.02
V.C.P. PANASONIC/LG/NAT	EACH	5436.31	0.00
DVD/VCD PLAYER PANASONIC/LG	EACH	4109.99	0.00
RADIO WITH C.PLAYER NATIONAL	EACH	2222.12	0.00
PERSONNEL COMPUTER (BRANDED)	EACH	43066.75	0.00
VID. CASSETTE BLK. TDK/SONY	EACH	142.76	1.03
COM. C.D. (TDK/IMATION)	EACH	53.39	0.23
TAPE RECORDER CASSETTE BLANK	EACH	45.81	1.17
VIDEO GAME SEGA 16 BYTE	EACH	1264.71	0.00
CINEMA A/C. HIGH CLASS	TICKET	87.79	3.21
CINEMA NON-A/C HIGH CLASS	TICKET	52.42	1.49
CABLE CHARGES	PER MONT	287.50	0.00
TV.LICENCE FEE DOMESTIC	YEARLY	420.00	0.00
ENGLISH BOOK CLASS V1	EACH	66.07	0.00
ENGLISH BOOK CLASS IX OR X	EACH	94.76	1.17
ENG. BOOK IST.YR COMPLETE SET	EACH	84.74	0.00
ENGLISH BOOK BA/B.SC	EACH	163.25	0.00
URDU BOOK CLASS V (T.B.BORD)	EACH	69.52	0.00
URDU BOOK CLASS IX/X(T.B.B)	EACH	101.19	0.00
URDU BOOK IST.YEAR/INTER	EACH	57.71	0.00
URDU BOOK BA/B.SC	EACH	144.50	0.00
MATHS BOOK CALSS V (T.B.B)	EACH	71.98	2.42
MATHS BOOK CLASS IX OR X	EACH	194.97	-0.03
MATHS BOOK IST.YEAR (T.B.B)	EACH	140.62	0.00
PAKISTAN STUDIES BOOK BA/B.SC	EACH	146.75	0.00
DAILY "DAWN"	P/COPY	19.00	0.00
DAILY "JANG"	P/COPY	12.00	0.00
DAILY "NAWA-E-WAQT"	P/COPY	12.00	0.00
WEEKLY "AKHBAR-E-JAHAN"	P/COPY	55.00	0.00
WEEKLY "MAG"	P/COPY	45.00	0.00
MONTHLY "NAUNEHAL DIGEST"	P/COPY	35.00	0.00
PAPER FOOLSCAPE (27"x17")	QUIRE	36.64	0.36
EXERCISE.BOOK LINED 80/100 PGS	EACH	44.49	0.57
PENCILGOLDFISH/DEER	EACH	5.88	0.00
PEN INK DOLLOR 57 ML BOTTLE	EACH	21.00	0.00
PHOTOSTATE PAPER 70 GM	PRT	340.72	0.89
BALL PEN (local)	EACH	6.04	0.00
FOUNTAIN PEN HERO/WINGS/CHINA	EACH	40.86	0.00
EDUCATION			
PRIVATE SCHOOL FEE ENGLISH MEDIUM AVERAGE STANDARD (CLASS I)	PER MONTH	1129.39	1.74
PRIVATE SCHOOL FEE ENGLISH MEDIUM AVERAGE STANDARD (CLASS V)	PER MONTH	1263.81	-0.28
PRIVATE SCHOOL FEE ENGLISH MEDIUM AVERAGE STANDARD (CLASS VI)	PER MONTH	1364.73	1.41
PRIVATE SCHOOL FEE ENGLISH MEDIUM AVERAGE STANDARD (CLASS X)	PER MONTH	1611.28	4.93
PRIVATE MEDICLE COLLEGE FEE MBBS (IST YEAR)	PER MONTH	41652.79	8.58
PRIVATE ENGINEERING COLLEGE FEE (ISTR YEAR)	PER MONTH	11693.57	0.00
GOVT. COLLEGE FEE IST. YEAR	MONTH	44.27	0.00
GOVT. COLLEGE FEE 4TH. YEAR	MONTH	58.40	0.00
GOVT. UNIVERSITY FEE MSC.	MONTH	381.34	0.00
GOVT. MED. COLLEGE FEE MBBS	MONTH	1299.06	8.74
GOVT. ENGG. COLL. FEE I YEAR	MONTH	1075.73	3.86
COACHING FEE FOR CLASS IX/X	PER MONTH	1200.40	4.57

Contd.

7.11 Inter-city Consumer Prices May, 2014

		Value in Rupees	
Description	Unit	Average	% Change
COACHING CHARGES FOR CLASS 1ST YEAR/INTER (SCIENCE)	PER MONTH	1677.61	2.90
COACHING CHARGES FOR CLASS 1ST YEAR/INTER (COMMERCE)	PER MONTH	1421.90	5.47
I.T. TUITION FEES	PER MONTH	2395.94	3.54
MBA TUITION FEES	PER MONTH	6040.20	2.76
RESTAURANTS AND HOTELS			
BREAD TANDOORI ST. SIZE	EACH	7.43	0.27
COOKED MUTTON (AV. HOTEL)	PLATE	131.47	0.47
COOKED BEEF (AV. HOTEL)	PLATE	80.75	0.56
COOKED DAL (AV. HOTEL)	PLATE	48.54	0.12
CHICKEN BIRYANI FULL/DOUBLE	PLATE	123.45	0.41
TEA PREPARED (ORDINARY)	CUP	17.72	0.74
MISCELLANEOUS GOODS AND SERVICES			
HAIRCUT CHARGES FOR MEN	P/CUT	67.24	1.13
BEAUTY PORL HAIR STYL CHARGE	P/STY.	249.94	1.04
SHAVING CHARGES	PER SHV	35.40	1.23
LIPSTICK S.MISS/MEDORA	EACH	103.50	0.24
NAIL POLISH S.MISS/MEDORA	EACH	82.94	0.46
PERFUME MED.SIZE MEDORA/BROACH	EACH	153.32	0.43
HAIR-OIL AMLA/CHAMBELI	BOTTLE	104.50	0.56
TOILET SOAP LUX 95 GRAMS	EACH	40.38	0.00
TOILET SOAP LIFEBOUY 140 GRM	EACH	36.00	0.00
TOILET SOAP SAFEGUARD BATH SIZE	EACH	46.70	1.52
TOOTHPASTE MACKLINES 70 GRM	EACH	50.00	0.00
TOOTHPAST MED SIZE CLGATE 70 GMS	EACH	57.28	2.29
TOOTHBRUSH SHEILD A/PLAUQUE	EACH	38.41	0.66
TOOTHPOWDER DENTONIC 90 GRM	EACH	25.38	1.52
HAIR-COLOUR BEGIN (6 GMS)	EACH	93.56	0.00
HAIR COLOUR (KALAKOLA)	BOTTLE	120.00	0.00
FACECREAM PONDS (MEDIUM)	EACH	110.88	0.57
TALC POWDER VICE ROAY,B.CAT	EACH	129.25	0.87
BLADE TREET ORDINARY 10'S	PKT.	33.08	0.24
BLADE 7-O-CLOCK STAIN. 5'S	PKT.	33.29	0.39
SHAMPOO SUNSILK/PAINTIN 100 ML	BOTTLE	107.64	1.27
BEAUTY CREAM (FAIR & LOVELY)	EACH	124.48	0.00
HAIR REMOVING CREAM (EU-CREAM)	TUBE	59.88	0.42
GEL MEDIUM SIZE	BOTTLE	88.44	0.28
DISPOSABLE RAZOR GILLET-II	EACH	38.63	0.49
SHAVING CREAM TOUCH-ME/ADM.	EACH	58.38	0.79
GOLD TEZABI 24 CT	10 GM.	42037.68	2.14
SILVER TEZABI 24 CT	10 GM.	676.76	-3.98
ARTIFICIAL JEWELLARY SET	SET	651.81	1.18
WRIST WATCH GENTS CITIZEN (ORIGINAL) ***	EACH	3375.00	-0.33
WRIST WATCH LADIES CITIZEN (ORIGINAL) ***	EACH	3351.25	-0.33
WALL CLOCK QUARTZ AV.QLTY	EACH	511.21	0.25
SUITCASE REXIN (24"x16"x6")	EACH	1010.25	1.32
TRUNK MEDIUM SIZE ***	EACH	1527.93	1.67
PURSE LADIES (LEATHER) AVERAGE QUALITY	EACH	589.83	1.25

8. PUBLIC FINANCE

8.1 Customs Revenue Receipts

(Million Rupees)

S.No.	Description	Annual				
		2009-10	2010-11	2011-12	2012-13	2013-14
1	Meat, fish and their preparations	41.12	54.90	93.75	151.69	253.87
2	Milk, butter, cheese and honey	1370.56	2769.09	2478.59	2235.00	2879.15
3	Fruits, nuts and vegetables	1340.92	1265.68	1427.16	1554.43	2368.46
4	Coffee, nuts and vegetables	2736.07	3542.19	3547.64	3730.56	3713.70
5	Oil-seeds and miscellaneous fruits	100.26	150.60	120.73	146.20	176.67
6	Vegetable plaiting materials	442.08	472.21	616.43	868.55	998.91
7	Animal and vegetable fats and oil	15512.16	17262.76	18417.04	20247.00	20658.72
8	Sugar and confectionery	211.88	285.07	372.89	291.17	383.73
9	Edible, preparation of cereal & vegetables	2452.93	2862.84	2916.04	3099.12	3991.29
10	Beverages, spirits and vinegars	160.84	221.28	192.14	176.65	179.36
11	Residues on waste from the food industries prepared animal fodder	91.93	61.26	53.16	59.44	141.58
12	Tobacco	256.98	494.52	251.94	144.14	213.57
13	Mineral, fuel, oils and products thereof	19021.22	21401.96	19140.05	20398.80	16760.58
14	Chemicals and chemical products	6666.36	6870.42	6798.82	7327.76	8239.32
15	Pharmaceutical products	1429.65	1565.36	1822.78	1893.71	2111.88
16	Dyes, colours, paints and varnishes	2418.02	2681.43	2538.32	2671.14	3611.13
17	Perfumery, soap and toilet preparations	4303.13	4908.71	3912.94	3778.08	4894.55
18	Albuminodal substances modified stareehes gulesenzymes	174.67	196.53	202.99	215.36	287.14
19	Matches and other explosives	34.88	39.84	22.32	22.61	25.30
20	Photographic and cinematographic goods	1250.49	1336.10	1178.39	1254.43	1583.89
22	Rubber and articles thereof	1710.06	2147.93	2352.45	8820.77	2395.14
23	Leather articles and footwear	1139.60	1835.37	1937.81	2143.80	2051.86
24	Wood & articles of wood wood charcoal	481.10	552.34	557.80	2010.44	542.99
25	Wood, paper and stationery	5001.87	7423.54	6730.50	475.48	6085.09
26	Silk yarn and fabrics	146.12	205.57	130.81	5357.43	139.29
27	Fabrics of wool, flax ramle metal vegetable	262.87	394.64	473.08	136.97	706.41
28	Cotton, Textile fabrics, Paper Yarn	91.55	340.77	786.13	490.74	2065.56
29	Yarn and fabrics of man-made fiber	4072.87	7666.13	7616.66	1422.08	8773.16
30	Carpets & other floor covering	289.14	345.04	432.76	6523.28	285.80
31	Special Woven Fabrics and Variety (58)	222.49	388.49	434.56	274.42	352.95
31	Plastic and articles thereof	7219.28	8831.53	8807.12	349.73	11055.67
32	Textile articles including knitted & crocheted goods	1323.39	2142.72	2254.15	1969.33	2627.81
33	Other madeup textile articles, set worm clothing & textile articles rugs	762.91	1255.90	1336.37	1093.49	1375.49
34	Glass and earthen-ware	2794.13	3132.55	3522.41	3198.22	4459.56
35	Precious metal, stones, pearls & imitation jewellery	90.78	95.09	28.71	40.01	65.58
36	Iron and steel manufactures	10920.60	9677.83	10048.48	10545.65	9211.16
37	Metals other than gold,silver,iron & steel	999.53	1386.38	1144.22	1253.23	1866.33
38	Cutlery, tools articles of base metals	847.20	1038.53	1002.80	1015.61	1324.08
39	Machinery and mechanical appliances	10468.17	10928.56	11605.92	12362.55	13742.20
40	Electric machinery and equipment	9442.90	9528.38	9928.03	10396.39	11325.52
41	Railway and tramway plant and rolling stock	29.06	25.04	125.87	393.05	447.75
42	Motor and other vehicles	25234.13	28097.49	43090.45	42305.56	36314.43
43	Ships, boats and aircraft's	60.68	136.17	117.96	108.57	79.44
44	Clocks and watches and parts thereof	56.51	66.18	47.19	60.14	66.04
45	Arms and ammunitions	371.66	498.63	464.96	507.58	317.19
46	Toys, games and sports goods	408.91	416.83	324.33	278.43	346.34
47	Sub-total (1 to 46)	144463.66	167000.38	181405.65	183798.79	191495.64
48	All other articles	22808.02	26179.32	46869.49	66022.29	58234.50
49	Gross Collection (47 to 48)	167271.68	193179.70	228275.14	249821.08	249730.14
50	Refund & Rebates	5782.91	8527.42	8453.67	10362.12	8731.76
51	Net collection (54-55)	161488.77	184652.28	219821.47	239458.96	240998.38
52	Total imports duty	156554.36	179722.75	213285.30	...	233783.87
53	1 % Ware House Charges	995.88	1598.29	1660.09	...	1182.93
54	Miscellaneous	2987.49	3636.25	3870.35	...	4469.01
55	Export duties	862.40	390.71	471.07	...	475.78
56	25% Export Development Charges	3691.55	5174.30	5291.13	...	6119.22
57	Regularity Duty	2179.98	2544.84	2111.14	...	3699.32

Contd.

8.1 Customs Revenue Receipts

(Million Rupees)

S.No.	Description	Monthly			
		Jun, 2013	Jul, 2013	Aug. 2013	Sep, 2013
1	Meat, fish and other preparations	9.63	9.15	14.88	16.89
2	Milk, Butter, Cheese and Honey	253.24	189.05	146.51	203.67
3	Fruits, nuts and vegetables	145.17	172.87	169.33	154.30
4	Coffee, nuts and vegetables	190.23	249.04	231.81	316.87
5	Oil-seeds & miscellaneous fruits	15.70	13.91	10.84	12.83
6	Vegetable plaiting Materials	68.19	74.20	87.79	85.17
7	Animal and vegetable fats and oil	1352.77	1977.76	1718.68	1438.33
8	Sugar and confectionery	20.59	33.50	23.26	20.77
9	Edible, preparation of cereals and vegetables	325.86	329.20	218.23	309.15
10	Beverages, spirits and vinegars	15.22	12.20	11.39	6.92
11	Residues an Waste from the food industries, Prepared animal fodder	1.67	2.08	3.79	11.96
12	Tobacco	3.88	23.03	13.94	28.24
13	Minerals, fuel, oils and products thereof	1891.82	1007.48	1073.70	1553.46
14	Chemicals and chemicals products	587.76	602.05	639.09	583.86
15	Pharmaceutical products	172.52	130.83	140.06	163.41
16	Dyes, colours, paints and varnishes	220.53	275.32	249.04	235.68
17	Perfumery, soap and toilet preparations	284.86	332.27	329.41	316.60
18	Albuminoidal substances modified starches, glues,enzymes	18.76	16.54	22.04	17.55
19	Matches and other explosives	0.31	0.58	0.02	1.79
20	Photographic and cinematographic goods	119.43	166.61	132.50	109.39
21	Plastic and articles thereof	855.63	833.10	740.00	783.87
22	Rubber and articles thereof	191.14	176.50	175.79	179.67
23	Leather articles and footwear	176.32	196.59	153.15	217.15
24	Wood & articles of wood; wood charcoal	36.24	36.02	33.84	25.22
25	Wood, paper and stationery	603.55	404.23	448.94	483.22
26	Silk yarn and fabrics	8.08	6.46	9.89	15.12
27	Fabrics of Wool, flax, ramle metal, vegetable	47.56	42.93	46.23	44.65
28	Cotton, textile, fibre & other paper & veg yarn	192.23	136.94	190.17	150.00
29	Yarn and fabrics of man-made fiber	555.28	535.92	585.01	634.92
30	Carpets & other floor covering	16.66	23.16	24.59	14.60
31	Special Woven Fabrics and Variety	37.42	27.94	29.29	28.62
32	Textile articles including knitted & crocheted goods	181.40	184.49	147.42	200.79
33	Other made up textile articles;set,worn colothing & textile articles;rugs	55.02	110.66	94.32	97.67
34	Glasses and earthen/ware	293.48	326.11	337.29	330.45
35	Precious metals,stones,pearls & imitation jewellery	3.54	4.86	4.00	6.53
36	Iron & steel manufactures thereof	917.76	601.67	565.94	673.67
37	Metals other than gold, silver, iron & steel	104.83	96.60	116.20	126.92
38	Cutlery, tools articles of base metals	76.68	107.21	71.30	82.28
39	Machinery and mechanical appliances	1280.42	844.51	1002.05	1092.32
40	Electric machinery and equipment	970.08	782.90	777.31	730.31
41	Railway and tramway plant and rolling stock	7.10	1.14	3.21	11.52
42	Motor and other vehicles	3668.02	2635.11	2949.76	2767.69
43	Ships, boats and Air crafts	4.93	1.73	7.11	6.23
44	Clocks, watches and parts thereof	7.74	2.81	7.01	2.59
45	Arms and ammunitions	48.19	20.54	18.34	15.07
46	Toys, games and sports goods	29.30	34.41	19.92	19.93
47	Sub total (1 to 46)	16066.74	13792.21	13794.39	14327.85
48	All other articles	11348.56	3023.00	3564.99	6355.30
49	Total Import Duty
50	Warehouse Charges
51	Regularity Duty
52	Miscellienous
53	0.25 % Export Development Charges
54	Export Duties
55	Gross	27415.30	16815.21	17359.38	20683.15
56	Refund	117.41	70.27	193.95	15.46
57	Rebate	67.26	460.24	1163.58	543.87
58	Refund & Rebate	184.67	530.51	1357.53	559.33
59	Net	27230.63	16284.70	16001.85	20123.82

Contd.

8.1 Customs Revenue Receipts

(Million Rupees)

S.No	Description	Monthly			
		Oct, 2013	Nov, 2013	Dec, 2013	Jan,2014
1	Meat, fish and other preparations	21.76	32.52	35.35	32.94
2	Milk, Butter, Cheese and Honey	127.17	379.57	288.16	312.07
3	Fruits, nuts and vegetables	196.76	213.28	148.76	194.20
4	Coffee, nuts and vegetables	234.07	290.14	299.14	385.08
5	Oil-seeds & miscellaneous fruits	10.50	14.76	20.07	22.27
6	Vegetable plaiting Materials	99.32	81.35	88.52	99.57
7	Animal and vegetable fats and oil	1660.22	1700.20	1595.33	1819.06
8	Sugar and confectionery	19.53	22.02	26.43	39.63
9	Edible, preparation of cereals and vegetables	300.57	279.87	295.98	435.62
10	Beverages, spirits and vinegars	13.76	12.97	6.47	24.03
11	Residues an Waste from the food industries, Prepared animal fodder	6.13	9.50	4.20	10.15
12	Tobacco	25.86	6.64	15.07	17.14
13	Minerals, fuel, oils and products thereof	1332.55	1777.00	1582.01	978.80
14	Chemicals and chemicals products	633.69	630.57	666.24	756.28
15	Pharmaceutical products	190.52	209.33	207.02	173.60
16	Dyes, colours, paints and varnishes	254.33	290.45	315.44	350.96
17	Perfumery, soap and toilet preparations	307.82	425.86	349.31	461.16
18	Albuminoidal substances modified starches, glues,enzymes	18.61	22.79	21.36	28.41
19	Matches and other explosives	1.39	3.90	0.21	2.51
20	Photographic and cinematographic goods	88.72	140.22	124.81	137.66
21	Plastic and articles thereof	720.55	834.24	890.11	1050.62
22	Rubber and articles thereof	187.23	230.39	225.18	242.94
23	Leather articles and footwear	168.99	181.09	141.43	150.31
24	Wood & articles of wood; wood charcoal	42.63	47.07	60.07	41.45
25	Wood, paper and stationery	391.84	529.92	476.82	500.87
26	Silk yarn and fabrics	12.47	3.86	10.44	9.32
27	Fabrics of Wool, flax, ramle metal, vegetable	43.16	48.98	48.16	72.87
28	Cotton, textile, fibre & other paper & veg yarn	132.46	171.08	165.49	146.52
29	Yarn and fabrics of man-made fiber	612.49	711.39	697.47	946.53
30	Carpets & other floor covering	18.48	21.56	19.07	26.10
31	Special Woven Fabrics and Variety	25.25	31.96	29.07	31.82
32	Textile articles including knitted & crocheted goods	185.69	202.34	251.86	256.56
33	Other made up textile articles;set;worn colothing & textile articles;rugs	109.78	141.53	152.15	148.64
34	Glasses and earthen/ware	276.15	326.11	371.61	465.09
35	Precious metals,stones,pearls & imitation jewellery	3.68	5.05	4.03	4.30
36	Iron & steel manufactures thereof	549.00	833.05	720.18	855.07
37	Metals other than gold, silver, iron & steel	127.56	147.09	144.23	206.34
38	Cutlery, tools articles of base metals	105.54	103.10	91.37	141.08
39	Machinery and mechanical appliances	925.94	1162.79	1111.75	1277.62
40	Electric machinery and equipment	689.75	904.75	887.17	989.67
41	Railway and tramway plant and rolling stock	4.31	20.23	19.56	53.35
42	Motor and other vehicles	2343.70	3098.45	2443.91	3670.28
43	Ships, boats and Air crafts	0.97	11.03	3.89	3.06
44	Clocks, watches and parts thereof	3.99	6.43	8.57	5.90
45	Arms and ammunitions	17.59	17.37	34.53	23.09
46	Toys, games and sports goods	27.01	25.81	29.49	33.66
47	Sub total (1 to 46)	13269.49	16359.61	15127.49	17634.20
48	All other articles	4352.01	2996.06	8146.06	2214.31
49	Total Import Duty	...	18184.41	22100.53	18631.65
50	Warehouse Charges	...	84.01	113.87	96.82
51	Regularity Duty	...	319.21	188.38	255.12
52	Miscellienous	...	233.84	293.72	273.14
53	0.25 % Export Development Charges	...	519.54	529.47	533.45
54	Export Duties	...	14.65	47.56	58.30
55	Gross	17621.50	19355.64	23273.54	19848.48
56	Refund	230.93	17.48	37.27	19.96
57	Rebate	940.63	603.04	742.89	897.15
58	Refund & Rebate	1171.56	620.52	780.16	917.11
59	Net	16449.94	18735.12	22493.38	18931.37

Contd.

8.1 Customs Revenue Receipts

(Million Rupees)

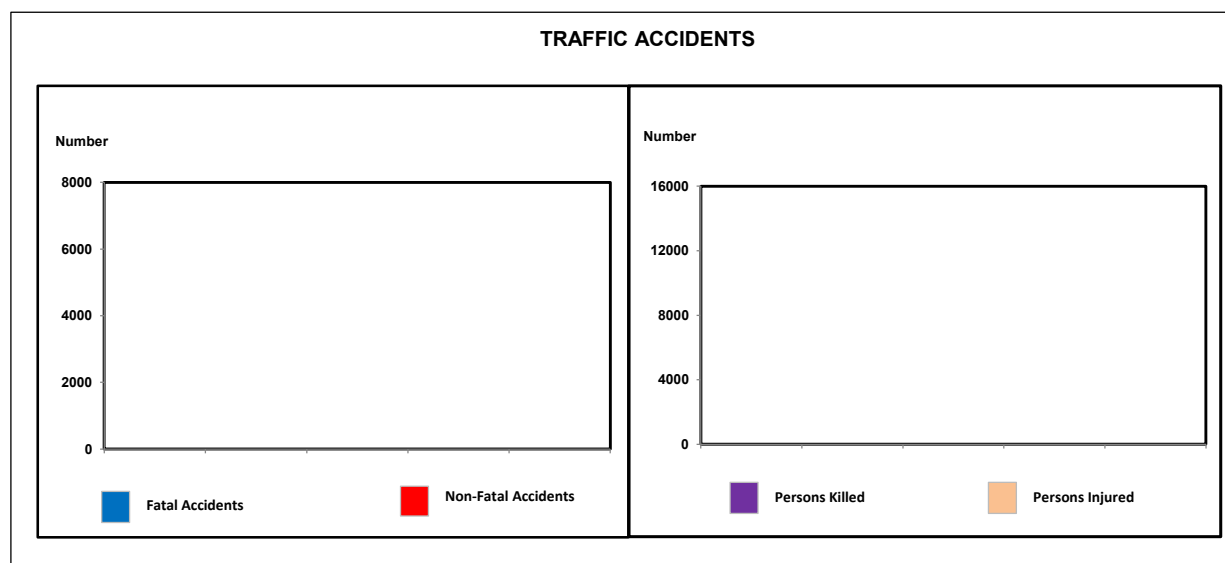
S.No	Description	Monthly				
		Feb,2014	Mar,2014	Apr,2014	May,2014	Jun,2014
1	Meat, fish and other preparations	22.62	16.70	22.21	14.05	14.84
2	Milk, Butter, Cheese and Honey	277.82	266.93	133.68	282.79	271.74
3	Fruits, nuts and vegetables	193.84	234.99	305.55	194.91	189.68
4	Coffee, nuts and vegetables	385.55	358.68	308.61	303.36	351.35
5	Oil-seeds & miscellaneous fruits	11.37	10.63	8.11	12.78	28.60
6	Vegetable plaiting Materials	92.50	110.75	83.51	46.12	50.11
7	Animal and vegetable fats and oil	1449.54	1567.08	1802.42	1344.88	2585.21
8	Sugar and confectionery	42.82	35.96	36.40	43.77	39.63
9	Edible, preparation of cereals and vegetables	319.72	395.18	436.68	310.40	360.69
10	Beverages, spirits and vinegars	12.86	14.23	16.83	30.13	17.87
11	Residues an Waste from the food industries, Prepared animal fodder	8.58	19.59	16.22	7.27	42.13
12	Tobacco	13.29	21.65	15.72	3.74	29.26
13	Minerals, fuel, oils and products thereof	2048.10	1258.04	575.51	1854.40	1719.55
14	Chemicals and chemicals products	703.27	805.69	794.45	757.32	666.81
15	Pharmaceutical products	161.30	188.93	201.58	191.63	153.68
16	Dyes, colours, paints and varnishes	311.48	308.93	326.89	345.83	346.80
17	Perfumery, soap and toilet preparations	450.68	461.02	474.55	536.36	449.51
18	Albuminoidal substances modified starches, glues,enzymes	27.11	27.06	34.66	24.68	26.33
19	Matches and other explosives	0.22	1.84	12.72	0.07	0.07
20	Photographic and cinematographic goods	151.16	130.31	144.13	113.82	144.56
21	Plastic and articles thereof	978.07	1004.41	980.76	1103.60	1136.35
22	Rubber and articles thereof	211.04	179.29	192.31	171.73	223.08
23	Leather articles and footwear	223.06	61.62	119.87	190.13	248.47
24	Wood & articles of wood; wood charcoal	44.14	46.41	60.84	49.56	55.75
25	Wood, paper and stationery	545.86	540.89	555.57	603.56	603.37
26	Silk yarn and fabrics	18.38	6.77	12.75	12.36	21.48
27	Fabrics of Wool, flax, ramle metal, vegetable	79.65	50.92	73.59	81.25	74.03
28	Cotton, textile, fibre & other paper & veg yarn	167.00	108.81	266.55	317.30	113.25
29	Yarn and fabrics of man-made fiber	840.26	732.85	854.56	831.16	790.60
30	Carpets & other floor covering	22.77	32.97	28.18	30.54	23.80
31	Special Woven Fabrics and Variety	25.48	23.82	29.42	36.08	34.21
32	Textile articles including knitted & crocheted goods	247.26	179.93	219.66	275.75	276.07
33	Other made up textile articles;set,worn colothing & textile articles;rugs	105.74	100.54	95.37	108.31	110.79
34	Glasses and earthen/ware	431.32	352.24	428.19	418.61	396.39
35	Precious metals,stones,pearls & imitation jewellery	5.50	3.47	5.95	5.57	12.63
36	Iron & steel manufactures thereof	634.79	830.21	875.39	1062.45	1009.74
37	Metals other than gold, silver, iron & steel	224.91	201.53	141.58	172.24	161.12
38	Cutlery, tools articles of base metals	124.87	107.49	117.84	131.50	140.52
39	Machinery and mechanical appliances	1341.85	1153.93	1197.33	1320.77	1311.33
40	Electric machinery and equipment	928.40	919.89	938.05	1161.31	1616.02
41	Railway and tramway plant and rolling stock	5.88	7.52	216.85	2.10	102.07
42	Motor and other vehicles	2917.22	3473.89	3010.08	2849.85	4154.50
43	Ships, boats and Air crafts	1.27	2.21	3.98	4.22	33.74
44	Clocks, watches and parts thereof	4.46	6.75	5.70	7.62	4.21
45	Arms and ammunitions	36.83	26.03	52.06	16.93	38.82
46	Toys, games and sports goods	28.70	17.31	34.19	37.08	38.82
47	Sub total (1 to 46)	16878.54	16405.89	16267.05	17419.89	20219.58
48	All other articles	1811.52	6609.20	6609.31	4302.29	12152.68
49	Total Import Duty	17053.20	21670.70	17630.14	20353.80	30091.19
50	Warehouse Charges	101.20	99.04	108.59	97.63	71.64
51	Regularity Duty	566.26	160.35	355.07	267.08	362.43
52	Miscellienous	394.76	507.01	348.68	439.57	1199.07
53	0.25 % Export Development Charges	521.79	524.33	489.93	509.18	557.62
54	Export Duties	52.83	53.75	41.48	54.93	90.28
55	Gross	18690.04	23015.18	18973.89	21722.19	3272.23
56	Refund	15.34	21.85	15.66	17.99	45.48
57	Rebate	799.51	625.33	550.22	535.50	167.88
58	Refund & Rebate	814.85	647.18	565.88	553.49	213.36
59	Net	17875.19	22368.00	18408.01	21168.70	3058.87

Source: Federal Board of Revenue, Islamabad.

9. SOCIAL

9.1 Data on Traffic Accidents

Year/Month	Total Number of Accidents	Accident		Persons		Total Number of Vehicles Involved
		Fatal	Non - Fatal	Killed	Injured	
PAKISTAN						
2009-10	9747	4378	5369	5280	11173	10496
2010-11	9723	4280	5443	5271	11383	10822
2011-12	9140	3966	5174	4758	10145	9986
2012-13	8988	3884	5104	4719	9710	9876
2013-14	8359	3500	4859	4348	9777	9423
2013 Jul	766	319	447	397	912	847
Aug	840	355	485	415	938	931
Sep	816	364	452	430	793	920
Oct	827	345	482	410	969	906
Nov	704	289	415	356	814	798
Dec	717	326	391	381	810	802
2014 Jan	723	329	394	392	807	791
Feb	504	199	305	258	643	561
Mar	526	217	309	290	654	611
Apr	607	235	372	331	759	705
May	617	231	386	311	773	730
Jun	712	291	421	377	905	821



Note: Data from July,2012 onward includes ICTs.

* Included Islamabad

Contd.

9.1 Data on Traffic accidents

Year/Month	Total Number of Accidents	Accident		Persons		Total Number of Vehicles Involved
		Fatal	Non - Fatal	Killed	Injured	
2012-13	201	107	94	109	180	212
2013-14	256	120	136	132	206	256
ISLAMABAD						
2013 Jul	30	15	15	15	14	30
Aug	23	10	13	10	13	23
Sep	24	14	10	17	7	24
Oct	29	13	16	14	20	29
Nov	16	6	10	6	13	16
Dec	18	9	9	12	16	18
2014 Jan	21	14	7	17	36	21
Feb	16	5	11	5	20	16
Mar	13	5	8	5	13	13
Apr	24	10	14	12	23	24
May	22	8	14	8	18	22
Jun	20	11	9	11	13	20
PUNJAB						
2009-10	5344	2590	2754	3083	5856	5344
2010-11	5420	2591	2829	3167	5809	5420
2011-12	4990	2361	2629	2888	5071	4990
2012-13	4587	2213	2374	2692	4515	4587
2013-14	3696	1717	1979	2145	3941	3696
2013 Jul	352	169	183	216	367	352
Aug	357	176	181	203	373	357
Sep	388	189	199	232	384	388
Oct	390	167	223	193	391	390
Nov	336	148	188	180	335	336
Dec	327	170	157	207	355	327
2014 Jan	350	178	172	217	394	350
Feb	203	93	110	136	252	203
Mar	233	102	131	123	295	233
Apr	258	106	152	135	232	258
May	235	101	134	145	273	235
Jun	267	118	149	158	290	267
SINDH						
2009-10	1465	883	582	1031	1261	1580
2010-11	1270	758	512	927	1071	1541
2011-12	1054	681	373	756	681	1121
2012-13	935	582	353	696	637	960
2013-14	945	613	332	791	893	1103
2013 Jul	81	52	29	58	74	81
Aug	85	54	31	65	52	85
Sep	93	65	28	68	38	97
Oct	94	66	28	80	75	95
Nov	72	48	24	66	60	83
Dec	97	59	38	66	59	103
2014 Jan	79	53	26	59	54	92
Feb	66	39	27	50	42	83
Mar	70	43	27	56	62	88
Apr	66	42	24	98	158	92
May	72	45	27	55	83	113
Jun	70	47	23	70	136	91

9.1 Data on Traffic Accidents

Year/Month	Total Number of Accidents	Accident		Persons		Total Number of Vehicles Involved
		Fatal	Non - Fatal	Killed	Injured	
KHYBER P.K.						
2009-10	2559	712	1847	921	3560	3128
2010-11	2722	773	1949	986	4153	3479
2011-12	2772	785	1987	953	3913	3501
2012-13	2968	846	2122	1059	4016	3736
2013-14	3120	877	2243	1033	4257	3934
2013 Jul	271	70	201	95	428	345
Aug	335	95	240	111	458	417
Sep	276	80	196	95	329	366
Oct	286	85	201	94	408	356
Nov	256	75	181	87	373	336
Dec	250	74	176	82	351	322
2014 Jan	252	71	181	83	303	306
Feb	199	50	149	52	292	233
Mar	184	50	134	59	253	239
Apr	230	61	169	70	306	298
May	261	67	194	91	360	328
Jun	320	99	221	114	396	388
BALUCHISTAN						
2009-10	379	193	186	245	496	444
2010-11	311	158	153	191	350	382
2011-12	324	139	185	161	480	374
2012-13	297	136	161	163	362	381
2013-14	342	173	169	247	480	434
2013 Jul	32	13	19	13	29	39
Aug	40	20	20	26	42	49
Sep	35	16	19	18	35	45
Oct	28	14	14	29	75	36
Nov	24	12	12	17	33	27
Dec	25	14	11	14	29	32
2014 Jan	21	13	8	16	20	22
Feb	20	12	8	15	37	26
Mar	26	17	9	47	31	38
Apr	29	16	13	16	40	33
May	27	10	17	12	39	32
Jun	35	16	19	24	70	55

Source: Provincial Police Departments & ICT Police.

9.2 Data on Telecommunication 2014

Months	Distribution of Cellular Mobile Subscribers					
	Total	Moblink	Zong	Ufone	Telenor	Warid
January	133,606,004	37,617,798	24,366,879	25,033,285	33,748,975	12,839,067
February	134,609,592	37,775,100	24,901,387	24,557,841	34,491,019	12,884,245
March	136,469,886	38,154,534	25,594,413	24,570,563	35,210,948	12,939,428
April	137,683,211	38,300,475	25,981,940	24,572,998	35,876,539	12,951,259
May	139,198,479	38,444,357	26,736,308	24,645,598	36,311,451	13,060,765
June						
July						
August						
September						
October						
November						
December						

Source : Pakistan Telecommunication Authority, Islamabad.

9.3 Visitors at Archaeological Museum in Pakistan

Area/ attraction	April,2014		MaY,2014		June,2014	
	Foreigner	National	Foreigner	National	Foreigner	National
PAKISTAN	1134	167735	788	123107	823	140317
ISLAMABAD	243	75774	214	58264	271	68436
Pakistan Museum of Natural History	15	6211	10	5660	18	8160
Lok Virsa Heritage Museum	79	14206	85	9666	139	15653
Pakistan Monument Museum	149	55357	119	42938	114	44623
PUNJAB	783	77119	445	45639	493	56365
Lahore Museum Lahore	307	27600	192	17165	221	21310
Allama Iqbal Library & Museum, Sialkot.	5	590	3	400	4	585
Museum, Taxila, Rawalpindi	199	11916	135	8128	177	11916
Museum, Harappa, Sahiwal.	14	9584	7	1949	3	4543
Allama Iqbal Museum, Javaid Manzil, Lahore	4	1673	3	1120	1	953
PMDC Khewara Mines Museum, Chakwal	254	25756	105	16877	87	17058
SINDH	108	12912	123	17657	56	14033
National Museum of Pakistan, Karachi	10	2765	15	8255	-	3940
Sindh Provincial Museum, Hyderabad.	25	2960	48	2943	25	2640
Museum, Banbhore, Thatta.	-	345	-	397	1	489
Museum, Moenjodaro, Larkana.	8	5031	2	4447	-	4337
Museum Umerkot, Tharparkar.	-	1134	3	1255	-	2147
Quid-e-Azam Birth Place, Karachi.	*	*	*	*	*	*
Quid-e-Azam House Museum, Karachi.	65	677	55	360	30	480
KHYBER PAKHTUNKHWA	0	1863	6	1470	3	1433
Peshawar Museum, Peshawar.	-	1601	5	1276	3	1103
Dir Museum, Chakdara	-	262	1	194	-	330
BALUCHISTAN	-	67	-	77	-	50
Museum Balochistan, Quetta.	-	67	-	77	-	50

* = Quaid-e-Azam Birth place is closed for purpose of renovation work therefore no person visited the monument
 NIL = Due to Law and order situation.

Source:- Department of Archaeology and Museum, Government of Pakistan & Provincial Government.

9.4 Visitors at Heritage Site in Pakistan

Area/ attraction	April,2014		May,2014		June,2014	
	Foreigner	National	Foreigner	National	Foreigner	National
PAKISTAN	1142	133731	740	137086	449	91895
PUNJAB	1068	119000	670	123914	410	81447
Jhangirs Tomb, Lahore	60	7800	60	6000	15	5487
Shalimar Garden, Lahore	55	4500	35	5500	25	4500
Royal Fort (Shahi Qila), Lahore	700	80000	413	98337	189	52401
Hiran Minar & Tank, Sheikhpura	40	5200	20	4000	1	2600
Harappa, Sahiwal	14	9584	7	1949	3	4543
Taxila, Rawalpindi	199	11916	135	8128	177	11916
SINDH	8	6510	5	6099	1	6973
Banbhore , Thatta.	-	345	-	397	1	489
Moenjodaro, Larkana.	8	5031	2	4447	-	4337
Umerkot Fort, Tharparkar.	-	1134	3	1255	-	2147
KHYBER PAKHTUNKHWA.	66	8221	65	7073	38	3475
Remains of Takht-i-Bhai, Mardan	5	7700	5	6550	3	3200
Butkara Site Museum, Saidu Sharif, Swat	1	21	-	23	-	25
Julian Site, Haripur	60	500	60	500	35	250
BALUCHISTAN						

Source: Department of Archaeology and Museum.
Government of Pakistan & Provincial Government.

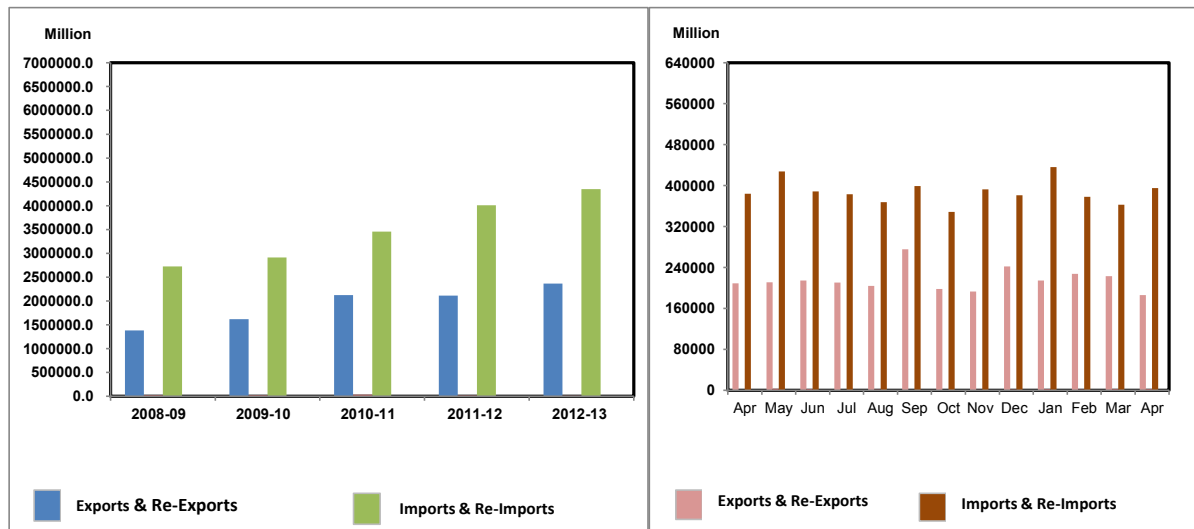
10. TRADE

10.1 Value of Foreign Trade

(Million Rupees)

Year / Month	Exports	Re-Exports	Imports	Re-Imports	Balance of Trade
2008-09	1383717.5	21927.3	2723569.9	1642.9	-1319568.0
2009-10	1617457.6	23470.1	2910975.3	14.3	-1270061.9
2010-11	2120846.7	30576.3	3455285.6	2072.6	-1305935.2
2011-12	2110605.5	18570.2	4009093.0	--	-1883049.0
2012-13	2366477.8	9946.3	4349879.5	--	-1973455.4
2013 Apr	209142.2	298.8	384277.1	--	-174836.1
May	210829.2	3148.5	427530.9	--	-213553.2
Jun	214326.5	2261.2	388358.4	--	-171770.7
Jul	210465.3	24.5	383244.9	--	-172755.1
Aug	204136.9	1273.1	367645.0	--	-162235.0
Sep	275482.9	433.9	399041.6	--	-123124.8
Oct	197939.6	22.7	348471.0	--	-150508.7
Nov	193,132.7	796.3	392,509.9	-	-198,580.9
Dec	241,842.6	1,544.2	380,944.2	-	-137,557.4
2014 Jan	214,541.9	2,618.4	435,970.2	25.0	-218,834.9
Feb	227,292.7	1,226.4	377,909.2	22.4	-149,412.5
Mar	223104.2	2577.1	362608.8	22.3	-136,949.8
Apr	185,909.4	2396.8	395104.7	113.5	-206,912.0

VALUE OF FOREIGN TRADE

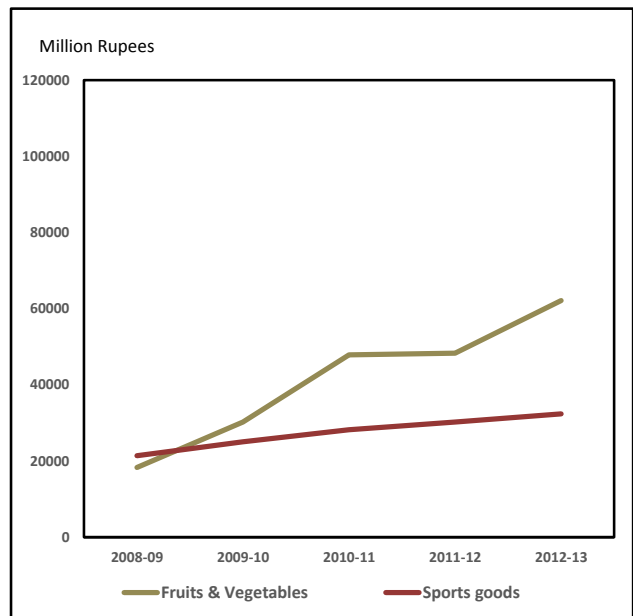
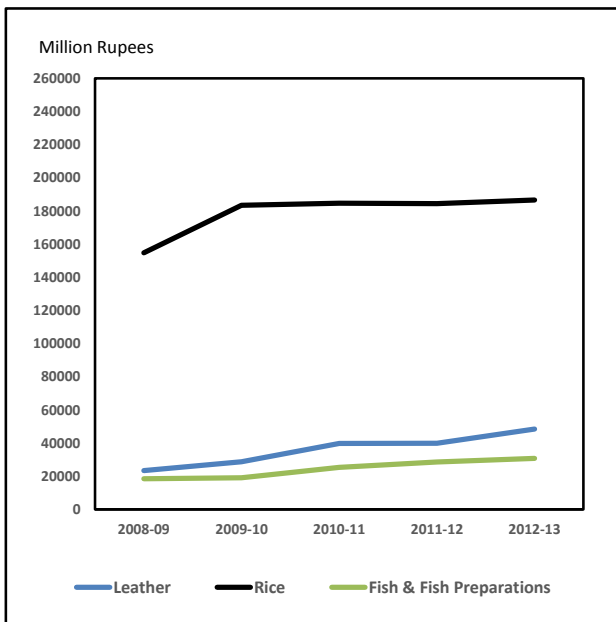
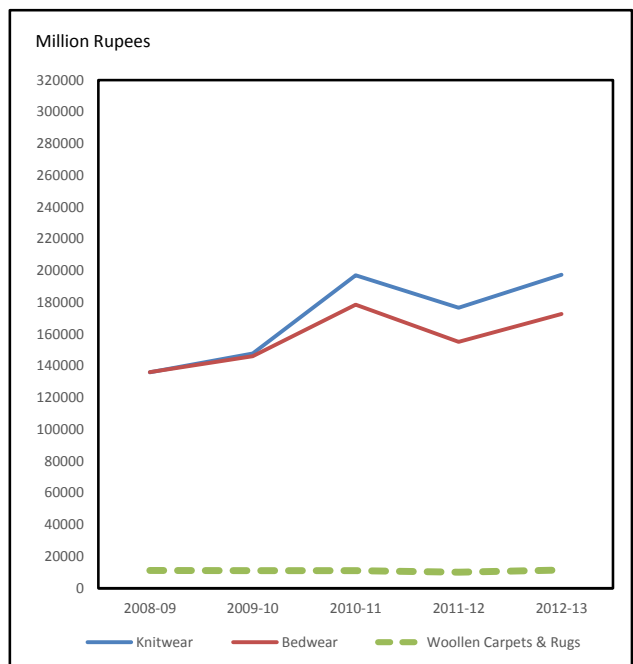
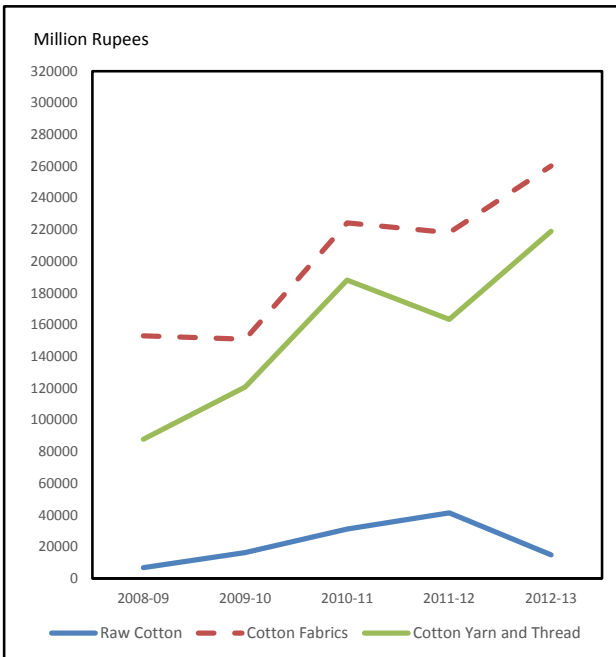


10.2 Exports by Commodity/Group

(Million Rupees)

Year/Month	Raw Cotton	Cotton Fabrics	Cotton Yarn and Thread	Knitwear	Bedwear	Woollen Carpets & Rugs	Leather	Rice	Fish & Fish Preparations	Fruits & Vegetables	Sports goods
2008-09	6826.5	153037.4	87813.2	135997.2	136103.4	11158.8	23393.0	154762.9	18464.9	18304.2	21391.3
2009-10	16365.5	150935.5	120767.9	147864.8	146195.1	11119.1	28698.3	183370.3	19049.8	30243.8	25020.8
2010-11	31168.4	224257.0	188271.8	197144.5	178596.0	11034.4	39744.3	184674.6	25313.9	47895.6	28208.4
2011-12	41392.6	218159.8	163403.5	176652.4	155108.3	10113.5	39841.2	184405.0	28597.6	48321.8	30241.0
2012-13	14888.1	260237.5	219017.0	197434.3	172724.2	11484.6	48455.7	186623.1	30759.1	62126.8	32375.2
2013 Apr	1130.4	23375.6	18914.1	14775.0	14733.4	852.3	5420.2	19934.7	2287.8	6275.2	2866.3
May	831.3	23847.5	19747.8	17675.9	16141.4	1467.3	5773.1	16633.7	3494.3	3726.8	3303.8
Jun	710.3	21992.4	18930.5	19686.1	15092.7	1025.1	5033.8	16141.8	2597.7	4636.2	3164.8
Jul	879.6	23139.6	20740.6	19715.9	17182.2	1008.4	4533.7	15154.0	2019.9	4410.0	3023.9
Aug	2532.4	24235.7	19904.6	18814.7	15188.3	861.4	4106.3	11640.3	2394.4	4551.9	2130.7
Sep	3396.8	27578.8	21064.4	19969.4	26637.1	1021.1	4620.3	14811.3	4409.1	4407.4	3234.5
Oct	1691.8	27969.1	18290.4	20122.3	17387.2	1142.9	4209.0	14828.6	3555.9	3158.4	1919.1
Nov	3,269.7	20,535.4	14,937.1	17,068.7	16,817.9	1,431.7	3,887.3	14,791.7	3,093.1	4,893.1	2,070.2
Dec	2,876.5	26,186.3	20,046.9	21,784.5	20,047.3	1,632.9	5,013.0	28,049.8	3,760.3	8,715.9	3,567.5
2014 Jan	1,600.4	22,358.8	14,196.4	19,638.3	18,468.8	829.0	4,012.3	28,224.3	1,872.6	11,006.7	2,925.7
Feb	949.8	25,195.3	17,868.1	18,398.4	17,692.2	1,114.9	4,796.9	25,052.9	2,478.5	8,817.7	3,570.0
Mar	1,885.9	24,921.0	18,762.0	18,398.4	18,533.1	913.1	5,283.2	21,663.6	3,069.5	7,078.2	3,529.0
Apr	1,381.7	21,209.4	13,349.7	16,875.5	15,509.6	870.4	4,988.7	17,870.3	3,836.9	3,777.0	4,012.3

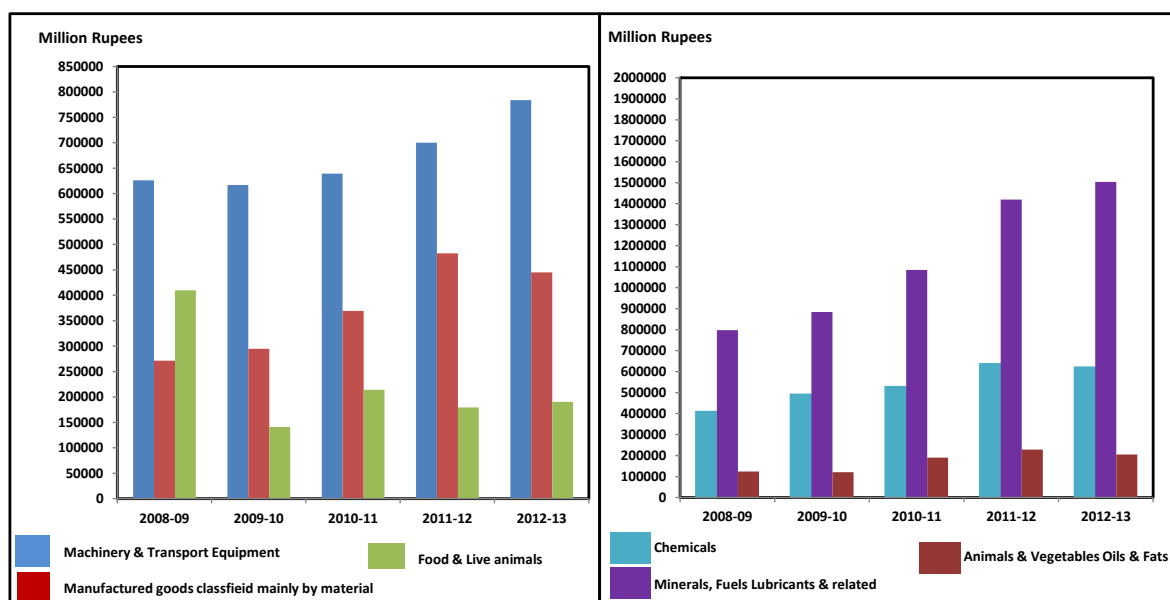
EXPORTS BY COMMODITY/GROUP



10.3 Imports by Commodity/Group

Year/Month	(Million Rupees)					
	Machinery and Transport Equipment	Manufactured goods classified mainly by material	Food and Live Animals	Chemicals	Mineral Fuels, Lubricants and related materials	Animal or Vegetable oils & fats
2008-09	626010.2	271679.1	409810.3	409810.3	797188.9	124316.2
2009-10	616893.3	294972.2	141005.7	492227.1	883653.4	120975.4
2010-11	639389.0	369322.2	214132.4	528988.9	1084764.7	190133.7
2011-12	699993.9	482498.6	179555.6	637823.7	1420173.6	228731.4
2012-13	783966.3	444919.9	190555.4	621466.0	1504034.0	205311.0
2013 Apr	59722.7	42249.9	13818.7	51105.6	129234.6	16629.2
May	81303.4	43373.3	15029.7	57894.0	142925.1	15258.1
Jun	74033.1	41742.8	14626.9	62358.1	125140.5	13020.3
Jul	60541.1	32194.6	12431.6	51923.4	133224.5	19743.7
Aug	68993.0	32652.1	13439.7	51909.9	140751.1	16976.9
Sep	81804.4	36205.8	20413.5	56663.9	144168.3	14752.8
Oct	68217.6	35722.2	19060.5	52558.6	126158.0	17348.1
Nov	67,752.0	43,246.2	19,899.0	64,561.9	143,066.2	18,397.2
Dec	76,466.1	42,969.8	21,181.1	62,938.5	118,317.5	13,919.8
2014 Jan	94,941.2	47,693.4	21,282.4	69,775.1	130,415.0	19,813.3
Feb	65,719.5	41,569.2	18,029.9	50,805.3	132,054.1	15,645.9
Mar	66,202.0	49,455.2	22,109.7	57,946.6	102,889.0	16,516.7
Apr	80,773.6	45,007.3	17,651.1	56,791.1	130,314.2	18,553.8

IMPORTS BY COMMODITY/GROUP



10.4 Exports by Selected Commodities in Dollars

(In Thousand Dollar)

GROUPS/COMMODITIES	UNIT	MARCH, 2014		CUML, FROM JUL, 2013		MARCH, 2013		CUML, FROM JUL, 2012	
		QUANTITY	VALUE	QUANTITY	VALUE	QUANTITY	VALUE	QUANTITY	VALUE
GRAND TOTAL			2231539		19072164		2133793		18015834
A.PRIMARY COMMODITIES			384213		3144014		406475		2753413
01.RICE	MT	338415	216685	2970319	1667043	352142	203677	2494445	1386780
(I) RICE BASMATI	MT	61249	76460	479751	542418	75314	72252	477926	460632
(II) RICE OTHER VARIETIES	MT	277166	140225	2490568	1124625	276828	131426	2016519	926148
02.FISH AND FISH PREPARATIONS	KG	12896085	30702	102966927	254728	14792345	32722	103795784	232510
03.FRUILTS & VEGETABLES INCL.JUIC	ES KG	157500064	75232	1204797519	575295	215946767	93958	1183820305	519006
(I) FRUILTS	KG	84383359	42578	702835113	380211	87929989	44121	612242621	319526
(II) VEGETABLES	KG	69429907	28220	470273086	165684	123579924	45495	536845692	170829
(III) FRUIT & VEGETABLE JUICES	KG	3686798	4434	31689320	29400	4436854	4342	34731992	28651
04.WHEAT	MT			20037	7008	9208	3057	147829	46566
05.WHEAT FLOUR	MT	15069	7360	335814	130813	83920	21106	729107	189579
06.SPICES(INCL. CHILLIES)	KG	1661350	6070	12393930	39326	2395584	7510	13634711	48271
07.OIL SEEDS, NUTS AND KERNALS	KG	3080695	5183	55419807	72756	2211348	3002	19292313	24473
08.LEGUMINOUS VEGETABLE	KG			3227075	2820			1893226	1527
09.FLOWERS	KG	16340	56	156139	364	22532	56	318784	703
10.RAW HIDES AND SKINS	KG			240502	663			2049	28
11.RAW WOOL AND ANIMAL HAIR	KG	983005	1266	8845116	11206	1297241	1462	7584221	9988
(I) RAW WOOL	KG	170515	244	4112941	5381	125314	236	3161739	5048
(II) ANIMAL HAIR	KG	812490	1022	4732175	5825	1171927	1226	4422482	4940
12.CRUDE ANIMAL MATERIAL	KG	1696116	4880	10767758	41352	1216843	3769	7847069	34705
13.CRUDE FERTILIZER	MT	1283	114	7719	958	952	119	14202	1687
14.MOLASSES	KG	10000000	1155	181705231	22304	35660	4	715763	111
15.RAW COTTON	MT	9912	18863	102312	181956	11522	18772	75941	126774
16.COTTON WASTE	MT	6543	9095	52847	60591	8446	11375	52189	64935
17.PETROLEUM CRUDE	MT								
18.MARBLES AND STONES	MT	43735	5692	451558	62286	18095	2849	352298	50178
19.TOBACCO	KG	496242	1860	4167495	12403	947073	3036	4720919	15589
(I) UN-MANUFACTURED	KG	466753	1779	3954995	11676	935687	2987	4534623	14896
(II) MANUFACTURED EXCL.CIGARETT	E KG	29489	81	212500	727	11386	49	186296	693
20.COKE	MT			949	141			4	3
B.TEXTILES MANUFACTURES			1176098		9917788		1109654		9272610
01.COTTON YARN	KG	61637429	184820	523435512	1578919	68724135	212484	552115639	1668872
02.COTTON CLOTH	SQM	204395925	249265	1973820826	2128216	221122109	253957	1571980371	1986278
03.ARTICLES OF APPAREL & CLOTHIN ACCESSORIES (EXCL. KNITWEARS)	G DOZ	2656815	174580	21434258	1426826	2349027	153910	19970705	1308002
04.ART SILK AND SYNTHETIC TEXTIL	ES SQM	18884866	37956	251604237	284191	37464715	42679	233492362	277268
05.COTTON THREAD	KG	600913	2842	2848907	12045	128708	358	2233128	9074
06.TEXTILE FABRICS WOVEN(OTHER THAN COTTON & ARTIFICIAL FABR	ICS)	--	441		2816		221		5278
07.TULE, LACE, EMBROIDERY ETC	--		1299		11738		628		7615
08.COTTON BAGS/SACKS	MT	473	827	4806	8802	571	1182	6243	10374
09.TENTS & OTHER CANVAS GOODS	KG	2287953	5791	21691484	58028	2516155	8901	23832367	82834
10.BED WEAR	KG	26792871	185373	240251021	1608247	22497809	152265	195159467	1318370
11.TOWELS	KG	15588808	75293	123393689	569614	16259514	71817	128313414	576076
12.TEXTILE MADE UPS (EXCL. TOWEL & BED WEAR)	S --		60807		488021		54816		433653
13.KNITWEARS	DOZ	7195952	184025	80309512	1666143	8472404	147518	73386321	1513292
14.WASTE MATERIAL OF TEXTILE FIBRES/FABRICS	KG	3261775	2514	26902821	18119	2699052	2651	23222207	18619
15.YARN OTHER THAN COTTON YARN	KG	1712349	5786	9420524	31640	1056927	3637	9380188	30619
16.KINTTED OR CROCHATED FABRICS	SQM	1097442	4477	8726842	24425	1281790	2630	12618380	26384
C.OTHER MANUFACTURES			440928		4011804		334591		3756293
01.CIGARETTES	THNO			73536	1381			15555	304
02.LEATHER	SQM	2689824	52844	21007602	388146	2868490	50923	19317392	335009
03.CARPETS,RUGS AND TAPESTRIES E	TC SQM	185098	9396	2591281	97281	169285	7216	2202213	87792
(I) WOOLLEN CARPETS AND RUGS	SQM	142797	9133	2303228	95062	148185	6878	1713560	84744
(II) WOOLLEN CARPET MACHINE MAD	E SQM			2392	56	321	6	1146	26
(III) TAPESTRY CLOTH	SQM			18				33	
(IV) CARPETS KNOTTED & OTHER	SQM	42301	263	285643	2162	20779	333	487474	3022

Contd.

10.4 Exports by Selected Commodities in Dollars

(In Thousand Dollar)

GROUPS/COMMODITIES	UNIT	MARCH, 2014		CUML, FROM JUL, 2013		MARCH, 2013		CUML, FROM JUL, 2012	
		QUANTITY	VALUE	QUANTITY	VALUE	QUANTITY	VALUE	QUANTITY	VALUE
FLOOR COVERING									
04.PETROLEUM PRODUCTS	MT	68602	58729	679447	573321	883	771	2579	2034
05.FEEDING STUFF FOR ANIMALS	KG	33034155	10085	332083330	89911	24948580	4183	248402927	49934
06.CHEMICALS AND PHARMACEUTICAL PRODUCTS	--		86171		876657		63663		559959
(I) PLASTIC MATERIALS									
(II) PHARMACAUTICAL PRODUCTS.	KG	28462492	39371	199562943	277310	21399122	33964	199535801	281616
(III) FERTILIZER MANUFACTURES	MT	1323982	19031	12290856	131917	1066385	13723	12072728	120105
(IV) OTHER CHEMICAL	--		27769		467430		15976	215	74
07.RUBBER MANUFACTURES	--		925		7637		834		6530
08.PAPER AND PAPER BOARD	KG	2399447	6274	13411963	34607	1153456	3288	8433534	24957
09.GUAR AND GUAR PRODUCTS	KG	2831306	6583	17351113	52186	2507720	14748	15143667	102624
10.CUTLERY	--		7608		65165		6712		60967
11.GOLD	GM								
12.COPPER AND ARTICLES THEREOF	--		10451		128454		15943		168464
13.MACHINERY & TRANSPORT EQUIPME (INCL.ENGINEERING ELECTRICAL GOODS)	NT --		22517		230480		26119		194532
(I) ELECTRIC FANS	NO	272588	5192	1222460	23646	186809	3952	1110289	23133
(II) TRANSPORT EQUIPMENT	--		424		9130		1678		13302
(III) OTHER ELECTRICAL MACHINERY	--		5168		59104		5281		44239
(IV) MACHINERY SPECIALIZED	--		2287		25840		4361		25897
PARTICULARS INDUSTRIES									
(V) AUTO PARTS	--		2559		17606		2198		17334
(VI) OTHER MACHINERY	--		6888		95154		8649		70627
14.FOOTWEARS	PAIR	1370031	9918	11116453	85255	1013175	8726	9313440	78803
(I) LEATHER FOOTWEAR	PAIR	662808	8245	5002582	71330	497276	7048	4476207	64268
(II) CANVAS FOOTWEAR	PAIR	34207	118	53323	198	8162	34	120930	423
(III) OTHER FOOTWEAR	PAIR	673016	1554	6060548	13728	507737	1644	4716303	14113
15.LEATHER MANUFACTURES(EXCL. LEATHER FOOTWEARS)	--		45415		476228		46547		417617
(I) LEATHER GLOVES	DOZ	886069	18588	6116160	152033	421024	11782	4013746	124164
(II) APPAREL & CLOTHING	DOZ	120561	25553	1050529	312791	79492	33590	695649	283697
(III) OTHER LEATHER MANUFACTURES	KG	112131	1274	961268	11404	77919	1175	652412	9757
16.HOUSE-HOLD EQUIPMENT	KG	172459	347	1978418	4775	83987	231	1559679	4207
17.SPORTS GOODS	--		35298		249246		33384		239382
(I) FOOT BALLS COMPLETE	DOZ	427653	20404	2779511	129978	302712	14490	2066305	101410
(II) GLOVES (SPORTS)	DOZ	316857	8201	2149428	71825	303798	13301	2117636	90908
(III) OTHER	--		6693		47443		5594		47064
18.SURGICAL GOODS,MEDICAL INSTRUMENTS AND APPLIANCES	NO	24665105	31725	189510175	254868	15937705	24106	169476104	226105
19.ONYX MANUFACTURED	KG	342543	989	2717668	6313	654431	1403	2569637	6459
20.HANDICRAFTS	--		34		696		7		1697
21.TEXTILE PRODUCT & ARTICLE FOR TECHNICAL USE	KG	64889	341	314675	1654	17808	82	186864	953
22.BOOKS AND PRINTED MATTERS	--		837		5242		525		5534
23.PIG IRON	MT			3089	2678	831	1005	2716	2286
24.PRECIOUS/SEMI-PRECIOUS STONE	GM	1166400	621	7484441	4315	413283	294	4405939	3149
25.JEWELLERY	--		37769		316474		17450		1107656
26.ARTICLES OF PLASTIC	KG	2524547	5584	20871486	52653	2403797	5740	28756209	62923
27.FURNITURE	NO	11028	452	311993	5254	38213	575	242881	5601
28.PARTS OF FOOTWEAR	--		16		926		114		817
D.OTHERS	--		230300		1998558		283073		2233519

10.4 Exports by Selected Commodities in Dollars

(In Thousand Dollar)

GROUPS/COMMODITIES	UNIT	APRIL, 2014		CUMUL, FROM JUL, 2013		APRIL, 2013		CUMUL, FROM JUL, 2012	
		QUANTITY	VALUE	QUANTITY	VALUE	QUANTITY	VALUE	QUANTITY	VALUE
GRAND TOTAL			1906904		20979068		2127333		20143168
A.PRIMARY COMMODITIES			319539		3463553		372110		3125522
01.RICE	MT	285051	183299	3255370	1850342	379582	202770	2874027	1589551
(I) RICE BASMATI	MT	61331	72015	541082	614434	72622	68805	550548	529437
(II) RICE OTHER VARIETIES	MT	223720	111284	2714288	1235908	306960	133965	2323479	1060113
02.FISH AND FISH PREPARATIONS	KG	16232256	39356	119199183	294084	8798467	23271	112594251	255781
03.FRUIT & VEGETABLES INCL.JUICES	KG	81776001	41606	1286573520	616901	163555873	67180	1347376178	586186
(I) FRUITS	KG	31695621	17765	734530734	397976	36970872	21088	649213493	340614
(II) VEGETABLES	KG	46791561	20976	517064647	186660	123779137	42741	660624829	213570
(III) FRUIT & VEGETABLE JUICES	KG	3288819	2865	34978139	32265	2805864	3351	37537856	32002
04.WHEAT	MT			20037	7008	21045	6870	168874	53436
05.WHEAT FLOUR	MT	17787	8934	353601	139747	96825	25710	825932	215289
06.SPICES(INCL. CHILLIES)	KG	1572597	5764	13966527	45090	1979446	6779	15614157	55050
07.OIL SEEDS, NUTS AND KERNELS	KG	2221183	4117	57640990	76873	2154748	3499	21447061	29793
08.LEGUMINOUS VEGETABLE	KG			3227075	2820	45000	36	1938226	1563
09.FLOWERS	KG	42339	128	198478	492	44409	59	363193	762
10.RAW HIDES AND SKINS	KG	2482	64	242984	727	5061	74	7110	102
11.RAW WOOL AND ANIMAL HAIR	KG	1109100	1546	9954216	12752	1046387	1251	8630608	11238
(I) RAW WOOL	KG	1100320	1537	5213261	6918	229732	329	3391471	5376
(II) ANIMAL HAIR	KG	8780	9	4740955	5834	816655	922	5239137	5862
12.CRUDE ANIMAL MATERIAL	KG	1512367	2083	12280125	43435	978051	2235	8825120	36939
13.CRUDE FERTILIZER	MT	2350	201	10069	1158	115	17	14317	1704
14.MOLASSES	KG	15400	2	181720631	22306	47858	6	763621	117
15.RAW COTTON	MT	7560	14172	109872	196128	7227	11498	83168	138273
16.COTTON WASTE	MT	5845	5299	58692	65890	6480	8068	58669	73002
17.PETROLEUM CRUDE	MT								
18.MARBLES AND STONES	MT	50768	6616	502326	68903	63618	8513	415916	58691
19.TOBACCO	KG	1629886	6354	5797381	18757	1270366	4274	5991285	19863
(I) UN-MANUFACTURED	KG	1625573	6336	5580568	18012	1259976	4230	5794599	19126
(II) MANUFACTURED EXCL.CIGARETTE	KG	4313	18	216813	745	10390	44	196686	738
20.COKE	MT			949	141			4	3
B.TEXTILES MANUFACTURES			1006218		10924006		1085748		10358358
01.COTTON YARN	KG	45273789	136871	568709301	1715789	60602122	191667	612717761	1860539
02.COTTON CLOTH	SQM	185043264	217548	2158864090	2345764	204262923	237769	1776243294	2224048
03.ARTICLES OF APPAREL & CLOTHING ACCESSORIES (EXCL. KNITWEARS)	DOZ	2637036	151051	24071294	1577877	2446494	162787	22417199	1470789
04.ART SILK AND SYNTHETIC TEXTILES	SQM	25255326	33912	276859563	318103	34611413	46644	268103775	323912
05.COTTON THREAD	KG	13401	59	2862308	12104	220749	722	2453877	9796
06.TEXTILE FABRICS WOVEN(OTHER THAN COTTON & ARTIFICIAL FABRICS)	--		313		3129		847		6125
07.TULE, LACE, EMBROIDERY ETC	--		1546		13285		682		8297
08.COTTON BAGS/SACKS	MT	439	737	5245	9539	828	2039	7071	12412
09.TENTS & OTHER CANVAS GOODS	KG	2012787	7770	23704271	65797	4039741	19177	27872108	102011
10.BED WEAR	KG	24194070	159085	264445091	1767331	21959025	149863	217118492	1468234
11.TOWELS	KG	15427757	60267	138821446	629881	14986833	68907	143300247	644983
12.TEXTILE MADE UPS (EXCL. TOWELS & BED WEAR)	--		54057		542078		47119		480772
13.KNITWEARS	DOZ	8711325	173095	89020837	1839237	8119249	150287	81505570	1663579
14.WASTE MATERIAL OF TEXTILE FIBRES/FABRICS	KG	2063102	2144	28965923	20262	2168808	2001	25391015	20620
15.YARN OTHER THAN COTTON YARN	KG	1253184	3971	10673708	35610	632166	1911	10012354	32530
16.KINTTED OR CROCHATED FABRICS	SQM	825544	3793	9552386	28218	1153246	3325	13771626	29710
C.OTHER MANUFACTURES			381079		4392883		366383		4122676
01.CIGARETTES	THNO	6920	141	80456	1522			15555	304
02.LEATHER	SQM	2497733	51170	23505335	439316	2643689	55133	21961081	390142
03.CARPETS,RUGS AND TAPESTRIES ETC	SQM	183746	9204	2775027	106485	235593	8977	2437806	96769
(I) WOOLLEN CARPETS AND RUGS	SQM	149195	8928	2452423	103990	194975	8670	1908535	93414
(II) WOOLLEN CARPET MACHINE MADE	SQM	218	6	2610	63	138	2	1284	28
(III) TAPESTRY CLOTH	SQM			18				33	
(IV) CARPETS KNOTTED & OTHER	SQM	34333	270	319976	2432	40480	305	527954	3327

Contd.

10.4 Exports by Selected Commodities in Dollars

(In Thousand Dollar)

GROUPS/COMMODITIES	UNIT	APRIL, 2014		CUMUL, FROM JUL, 2013		APRIL, 2013		CUMUL, FROM JUL, 2012	
		QUANTITY	VALUE	QUANTITY	VALUE	QUANTITY	VALUE	QUANTITY	VALUE
FLOOR COVERING									
04.PETROLEUM PRODUCTS	MT	29705	27970	709152	601291	4586	3710	7165	5744
05.FEEDING STUFF FOR ANIMALS	KG	60428881	19177	392512211	109087	23680739	4727	272083666	54661
06.CHEMICALS AND PHARMACEUTICAL PRODUCTS	--		92158		968815		76334		636293
(I) PLASTIC MATERIALS	KG	16644677	24611	216207620	301921	23704317	34135	223240118	315752
(II) PHARMAUTICAL PRODUCTS.	KG	1227172	14822	13518028	146739	1158717	15048	13231445	135153
(III) FERTILIZER MANUFACTURES	MT							215	74
(IV) OTHER CHEMICAL	--		52725		520155		27150		185313
07.RUBBER MANUFACTURES	--		629		8266		1050		7580
08.PAPER AND PAPER BOARD	KG	164152	475	13576115	35082	1686492	4575	10120026	29532
09.GUAR AND GUAR PRODUCTS	KG	2652658	6138	20003771	58324	3130400	17142	18274067	119766
10.CUTLERY	--		7985		73150		6418		67384
11.GOLD	GM								
12.COPPER AND ARTICLES THEREOF	--		4226		132680		10488		178952
13.MACHINERY & TRANSPORT EQUIPME (INCL.ENGINEERING ELECTRICAL GOODS)	NT --		25097		255577		23296		217828
(I) ELECTRIC FANS	NO	287481	5375	1509941	29021	222010	4690	1332299	27822
(II) TRANSPORT EQUIPMENT	--		902		10032		1881		15183
(III) OTHER ELECTRICAL MACHINERY	--		4670		63774		3148		47387
(IV) MACHINERY SPECIALIZED	--		2586		28426		3890		29787
PARTICULARS INDUSTRIES									
(V) AUTO PARTS	--		1986		19591		1820		19154
(VI) OTHER MACHINERY	--		9579		104733		7867		78494
14.FOOTWEARS	PAIR	1508344	10922	12624797	96178	971749	5638	10285189	84441
(I) LEATHER FOOTWEAR	PAIR	995026	9082	5997608	80412	320115	3969	4796322	68237
(II) CANVAS FOOTWEAR	PAIR	2105	8	55428	206	3757	22	124687	445
(III) OTHER FOOTWEAR	PAIR	511213	1833	6571761	15560	647877	1646	5364180	15759
15.LEATHER MANUFACTURES(EXCL. LEATHER FOOTWEARS)	--		44213		520441		45573		463190
(I) LEATHER GLOVES	DOZ	692327	14209	6808487	166242	530644	15966	4544390	140130
(II) APPAREL & CLOTHING	DOZ	84359	28330	1134888	341121	70988	28168	766637	311865
(III) OTHER LEATHER MANUFACTURES	KG	163336	1674	1124604	13078	100227	1439	752639	11195
16.HOUSE-HOLD EQUIPMENT	KG	210605	410	2189023	5185	165915	380	1725594	4586
17.SPORTS GOODS	--		41154		290401		29155		268537
(I) FOOT BALLS COMPLETE	DOZ	530054	23813	3309565	153792	303103	14395	2369408	115805
(II) GLOVES (SPORTS)	DOZ	405147	11655	2554575	83480	136987	8177	2254623	99085
(III) OTHER	--		5686		53129		6583		53647
18.SURGICAL GOODS,MEDICAL INSTRUMENTS AND APPLIANCES	NO	20558588	30074	210068763	284942	19357773	26544	188833877	252649
19.ONYX MANUFACTURED	KG	509513	1148	3227181	7461	513861	1255	3083498	7714
20.HANDICRAFTS	--		12		708				1697
21.TEXTILE PRODUCT & ARTICLE FOR TECHNICAL USE	KG	24		314699	1655			186864	953
22.BOOKS AND PRINTED MATTERS	--		727		5969		693		6227
23.PIG IRON	MT	1000	952	4089	3630			2716	2286
24.PRECIOUS/SEMI-PRECIOUS STONE	GM	1431178	905	8915619	5221	485871	442	4891810	3590
25.JEWELLERY	--		1832		318305		35219		1142875
26.ARTICLES OF PLASTIC	KG	1555100	3631	22426586	56284	4361637	9072	33117846	71995
27.FURNITURE	NO	17633	571	329626	5825	21098	385	263979	5986
28.PARTS OF FOOTWEAR	--		157		1084		177		994
D.OTHERS	--		200067		2198626		303093		2536612

10.5 Exports by Selected Commodities in Rupees

In Thousand Rupees)

GROUPS/COMMODITIES	UNIT	MARCH, 2014		CUML, FROM JUL, 2013		MARCH, 2013		CUML, FROM JUL, 2012	
		QUANTITY	VALUE	QUANTITY	VALUE	QUANTITY	VALUE	QUANTITY	VALUE
GRAND TOTAL			223104151		1990557271		209240797		1732179939
A.PRIMARY COMMODITIES			38412766		328609968		39859108		265677951
01.RICE	MT	338415	21663627	2970319	174216518	352142	19972680	2494445	133912826
(I) RICE BASMATI	MT	61249	7644269	479751	56494662	75314	7085020	477926	44321873
(II) RICE OTHER VARIETIES	MT	277166	14019357	2490568	117721855	276828	12887660	2016519	89590953
02.FISH AND FISH PREPARATIONS	KG	12896085	3069501	102966927	26653395	14792345	3208712	103795784	22379360
03.FRUIT & VEGETABLES INCL.JUICES	KG	157500064	7521541	1204797519	60096080	215946767	9213583	1183820305	50247671
(I) FRUITS	KG	84383359	4256863	702835113	39787187	87929989	4326500	612242621	30922928
(II) VEGETABLES	KG	69429907	2821336	470273086	17252206	123579924	4461264	536845692	16565662
(III) FRUIT & VEGETABLE JUICES	KG	3686798	443342	31689320	3056686	4436854	425819	34731992	2759081
04.WHEAT	MT			20037	731940	9208	299801	147829	4431520
05.WHEAT FLOUR	MT	15069	735873	335814	13643934	83920	2069702	729107	18219134
06.SPICES(INCL. CHILLIES)	KG	1661350	606849	12393930	4098474	2395584	736458	13634711	4651756
07.OIL SEEDS, NUTS AND KERNALS	KG	3080695	518182	55419807	7676986	2211348	294403	19292313	2359687
08.LEGUMINOUS VEGETABLE	KG			3227075	291726			1893226	146170
09.FLOWERS	KG	16340	5582	156139	37722	22532	5443	318784	67424
10.RAW HIDES AND SKINS	KG			240502	70962			2049	2757
11.RAW WOOL AND ANIMAL HAIR	KG	983005	126611	8845116	1169246	1297241	143380	7584221	962860
(I) RAW WOOL	KG	170515	24389	4112941	566693	125314	23146	3161739	489012
(II) ANIMAL HAIR	KG	812490	102222	4732175	602553	1171927	120235	4422482	473849
12.CRUDE ANIMAL MATERIAL	KG	1696116	487849	10767758	4320610	1216843	369617	7847069	3339391
13.CRUDE FERTILIZER	MT	1283	11371	7719	100094	952	11624	14202	162425
14.MOLASSES	KG	10000000	115519	181705231	2318328	35660	356	715763	10552
15.RAW COTTON	MT	9912	1885927	102312	19082920	11522	1840818	75941	12216026
16.COTTON WASTE	MT	6543	909341	52847	6303501	8446	1115423	52189	6233981
17.PETROLEUM CRUDE	MT								
18.MARBLES AND STONES	MT	43735	569038	451558	6500666	18095	279366	352298	4824010
19.TOBACCO	KG	496242	185955	4167495	1281889	947073	297740	4720919	1510129
(I) UN-MANUFACTURED	KG	466753	177888	3954995	1205887	935687	292924	4534623	1443890
(II) MANUFACTURED EXCL.CIGARETTE	KG	29489	8067	212500	76002	11386	4816	186296	66238
20.COKE	MT			949	14978			4	271
B.TEXTILES MANUFACTURES			117583555		1034807824		108813264		891533987
01.COTTON YARN	KG	61637429	18477871	523435512	164573879	68724135	20836246	552115639	160559155
02.COTTON CLOTH	SQM	204395925	24920973	1973820826	222119858	221122109	24903160	1571980371	190995002
03.ARTICLES OF APPAREL & CLOTHING ACCESSORIES (EXCL. KNITWEARS)	DOZ	2656815	17454130	21434258	148816131	2349027	15092489	19970705	125799943
04.ART SILK AND SYNTHETIC TEXTILES	SQM	18884866	3794788	251604237	29613964	37464715	4185165	233492362	26680135
05.COTTON THREAD	KG	600913	284112	2848907	1236721	128708	35147	2233128	865440
06.TEXTILE FABRICS WOVEN(OTHER THAN COTTON & ARTIFICIAL FABRICS)	--		44051		292017		21676		503889
07.TULE, LACE, EMBROIDERY ETC	--		129891		1228121		61583		732212
08.COTTON BAGS/SACKS	MT	473	82718	4806	919011	571	115864	6243	995105
09.TENTS & OTHER CANVAS GOODS	KG	2287953	578956	21691484	6072075	2516155	872846	23832367	7980903
10.BED WEAR	KG	26792871	18533146	240251021	167954169	22497809	14931223	195159467	126756739
11.TOWELS	KG	15588808	7527660	123393689	59457141	16259514	7042420	128313414	55403648
12.TEXTILE MADE UPS (EXCL. TOWELS & BED WEAR)	--		6079371		50902271		5375321		41705344
13.KNITWEARS	DOZ	7195952	18398440	80309512	173910662	8472404	14465686	73386321	145297282
14.WASTE MATERIAL OF TEXTILE FIBRES/FABRICS	KG	3261775	251357	26902821	1890146	2699052	259960	23222207	1789463
15.YARN OTHER THAN COTTON YARN	KG	1712349	578481	9420524	3281864	1056927	356605	9380188	2934791
16.KINTTED OR CROCHATED FABRICS	SQM	1097442	447609	8726842	2539796	1281790	257873	12618380	2534937
C.OTHER MANUFACTURES			44082952		418650003		32810111		360207146
01.CIGARETTES	THNO			73536	145295			15555	28792
02.LEATHER	SQM	2689824	5283176	21007602	40462052	2868490	4993581	19317392	32228660
03.CARPETS,RUGS AND TAPESTRIES ETC	SQM	185098	939379	2591281	10188125	169285	707635	2202213	8431399
(I) WOOLLEN CARPETS AND RUGS	SQM	142797	913093	2303228	9955331	148185	674478	1713560	8139883
(II) WOOLLEN CARPET MACHINE MADE	SQM			2392	5987	321	547	1146	2479
(III) TAPESTRY CLOTH	SQM			18	22			33	31
(IV) CARPETS KNOTTED & OTHER	SQM	42301	26286	285643	226786	20779	32611	487474	289006

Contd.

10.5 Exports by Selected Commodities in Rupees

In Thousand Rupees)

GROUPS/COMMODITIES	UNIT	MARCH, 2014		CUML, FROM JUL, 2013		MARCH, 2013		CUML, FROM JUL, 2012	
		QUANTITY	VALUE	QUANTITY	VALUE	QUANTITY	VALUE	QUANTITY	VALUE
FLOOR COVERING									
04.PETROLEUM PRODUCTS	MT	68602	5871608	679447	59748016	883	75583	2579	197164
05.FEEDING STUFF FOR ANIMALS	KG	33034155	1008313	332083330	9396465	24948580	410187	248402927	4778751
06.CHEMICALS AND PHARMACEUTICAL PRODUCTS	--		8615188		91435914		6242815		53840537
(I) PLASTIC MATERIALS	KG	28462492	3936256	199562943	28933792	21399122	3330543	199535801	27063836
(II) PHARMACAUTICAL PRODUCTS.	KG	1323982	1902688	12290856	13751543	1066385	1345654	12072728	11561227
(III) FERTILIZER MANUFACTURES	MT							215	7027
(IV) OTHER CHEMICAL	--		2776244		48750579		1566618		15208448
07.RUBBER MANUFACTURES	--		92456		797217		81783		628660
08.PAPER AND PAPER BOARD	KG	2399447	627280	13411963	3590901	1153456	322458	8433534	2402005
09.GUAR AND GUAR PRODUCTS	KG	2831306	658146	17351113	5416966	2507720	1446199	15143667	9877446
10.CUTLERY	--		760607		6801684		658176		5860682
11.GOLD	GM								
12.COPPER AND ARTICLES THEREOF	--		1044856		13498370		1563396		16217266
13.MACHINERY & TRANSPORT EQUIPME (INCL.ENGINEERING ELECTRICAL GOODS)	NT --		2251228		24035475		2561271		18728502
(I) ELECTRIC FANS	NO	272588	519054	1222460	2443410	186809	387556	1110289	2225460
(II) TRANSPORT EQUIPMENT	--		42436		952682		164578		1277430
(III) OTHER ELECTRICAL MACHINERY	--		516686		6131635		517838		4253404
(IV) MACHINERY SPECIALIZED	--		228649		2693955		427620		2494070
PARTICULARS INDUSTRIES									
(V) AUTO PARTS	--		255795		1837207		215505		1666349
(VI) OTHER MACHINERY	--		688608		9976586		848173		6811790
14.FOOTWEARS	PAIR	1370031	991603	11116453	8882508	1013175	855672	9313440	7587925
(I) LEATHER FOOTWEAR	PAIR	662808	824361	5002582	7432436	497276	691162	4476207	6190557
(II) CANVAS FOOTWEAR	PAIR	34207	11836	53323	20047	8162	3325	120930	40609
(III) OTHER FOOTWEAR	PAIR	673016	155405	6060548	1430025	507737	161185	4716303	1356759
15.LEATHER MANUFACTURES(EXCL. LEATHER FOOTWEARS)	--		4540487		49743467		4564452		40126491
(I) LEATHER GLOVES	DOZ	886069	1858372	6116160	15854025	421024	1155346	4013746	11934424
(II) APPAREL & CLOTHING	DOZ	120561	2554738	1050529	32698883	79492	3293892	695649	27253074
(III) OTHER LEATHER MANUFACTURES	KG	112131	127377	961268	1190559	77919	115214	652412	938994
16.HOUSE-HOLD EQUIPMENT	KG	172459	34659	1978418	499772	83987	22663	1559679	403183
17.SPORTS GOODS	--		3528987		25970617		3273688		23040312
(I) FOOT BALLS COMPLETE	DOZ	427653	2039917	2779511	13556301	302712	1420861	2066305	9762029
(II) GLOVES (SPORTS)	DOZ	316857	819920	2149428	7488279	303798	1304267	2117636	8750798
(III) OTHER	--		669150		4926037		548561		4527486
18.SURGICAL GOODS,MEDICAL INSTRUMENTS AND APPLIANCES	NO	24665105	3171755	189510175	26589496	15937705	2363857	169476104	21738747
19.ONYX MANUFACTURED	KG	342543	98869	2717668	655974	654431	137604	2569637	621936
20.HANDICRAFTS	--		3353		72829		688		161980
21.TEXTILE PRODUCT & ARTICLE FOR TECHNICAL USE	KG	64889	34057	314675	171577	17808	8064	186864	91498
22.BOOKS AND PRINTED MATTERS	--		83671		545991		51505		531247
23.PIG IRON	MT			3089	283158	831	98513	2716	221237
24.PRECIOUS/SEMI-PRECIOUS STONE	GM	1166400	62056	7484441	449285	413283	28850	4405939	302124
25.JEWELLERY	--		3776048		33132554		1711117		105500509
26.ARTICLES OF PLASTIC	KG	2524547	558312	20871486	5489664	2403797	562824	28756209	6043083
27.FURNITURE	NO	11028	45234	311993	550347	38213	56339	242881	538433
28.PARTS OF FOOTWEAR	--		1624		96282		11190		78575
D.OTHERS	--		23024878		208489475		27758315		214760854

10.5 Exports by Selected Commodities in Rupees

(In Thousand Rupees)

GROUPS/COMMODITIES	UNIT	APRIL, 2014		CUML, FROM JUL, 2013		APRIL, 2013		CUML, FROM JUL, 2012	
		QUANTITY	VALUE	QUANTITY	VALUE	QUANTITY	VALUE	QUANTITY	VALUE
GRAND TOTAL			185909401		2176466672		209142190		1941322129
A.PRIMARY COMMODITIES			31152742		359762710		36582834		302260785
01.RICE	MT	285051	17870320	3255370	192086838	379582	19934740	2874027	153847567
(I) RICE BASMATI	MT	61331	7020979	541082	63515642	72622	6764399	550548	51086272
(II) RICE OTHER VARIETIES	MT	223720	10849341	2714288	128571196	306960	13170341	2323479	102761294
02.FISH AND FISH PREPARATIONS	KG	16232256	3836919	119199183	30490314	8798467	2287778	112594251	24667137
03.FRUIT & VEGETABLES INCL.JUICES	KG	81776001	4056252	1286573520	64152331	163555873	6604642	1347376178	56852314
(I) FRUITS	KG	31695621	1732004	734530734	41519191	36970872	2073249	649213493	32996177
(II) VEGETABLES	KG	46791561	2044975	517064647	19297181	123779137	4201953	660624829	20767615
(III) FRUIT & VEGETABLE JUICES	KG	3288819	279273	34978139	3335959	2805864	329441	37537856	3088522
04.WHEAT	MT			20037	731940	21045	675382	168874	5106902
05.WHEAT FLOUR	MT	17787	871027	353601	14514961	96825	2527609	825932	20746743
06.SPICES(INCL. CHILLIES)	KG	1572597	561913	13966527	4660387	1979446	666486	15614157	5318242
07.OIL SEEDS, NUTS AND KERNELS	KG	2221183	401349	57640990	8078335	2154748	344024	21447061	2703711
08.LEGUMINOUS VEGETABLE	KG			3227075	291726	45000	3565	1938226	149735
09.FLOWERS	KG	42339	12448	198478	50171	44409	5795	363193	73218
10.RAW HIDES AND SKINS	KG	2482	6209	242984	77171	5061	7231	7110	9988
11.RAW WOOL AND ANIMAL HAIR	KG	1109100	150715	9954216	1319961	1046387	122955	8630608	1085816
(I) RAW WOOL	KG	1100320	149831	5213261	716524	229732	32339	3391471	521351
(II) ANIMAL HAIR	KG	8780	883	4740955	603436	816655	90616	5239137	564465
12.CRUE ANIMAL MATERIAL	KG	1512367	203089	12280125	4523698	978051	219684	8825120	3559076
13.CRUE FERTILIZER	MT	2350	19571	10069	119665	115	1628	14317	164054
14.MOLASSES	KG	15400	160	181720631	2318488	47858	583	763621	11135
15.RAW COTTON	MT	7560	1381653	109872	20464573	7227	1130436	83168	13346462
16.COTTON WASTE	MT	5845	516632	58692	6820134	6480	793157	58669	7027138
17.PETROLEUM CRUDE	MT								
18.MARBLE AND STONES	MT	50768	645024	502326	7145690	63618	836950	415916	5660959
19.TOBACCO	KG	1629886	619460	5797381	1901349	1270366	420188	5991285	1930316
(I) UN-MANUFACTURED	KG	1625573	617706	5580568	1823593	1259976	415823	5794599	1859713
(II) MANUFACTURED EXCL.CIGARETTE	KG	4313	1755	216813	77756	10390	4365	196686	70603
20.COKE	MT			949	14978			4	271
B.TEXTILES MANUFACTURES			98099027		1132906851		106741912		998275900
01.COTTON YARN	KG	45273789	13343897	568709301	177917776	60602122	18843139	612717761	179402295
02.COTTON CLOTH	SQM	185043264	21209357	2158864090	243329214	204262923	23375563	1776243294	214370565
03.ARTICLES OF APPAREL & CLOTHING ACCESSORIES (EXCL. KNITWEARS)	DOZ	2637036	14726403	24071294	163542534	2446494	16003916	22417199	141803859
04.ART SILK AND SYNTHETIC TEXTILES	SQM	25255326	3306223	276859563	32920187	34611413	4585707	268103775	31265841
05.COTTON THREAD	KG	13401	5800	2862308	1242521	220749	70956	2453877	936396
06.TEXTILE FABRICS WOVEN(OTHER THAN COTTON & ARTIFICIAL FABRICS)	--		30492		322509		83245		587134
07.TULE, LACE, EMBROIDERY ETC	--		150755		1378876		67079		799291
08.COTTON BAGS/SACKS	MT	439	71884	5245	990895	828	200438	7071	1195543
09.TENTS & OTHER CANVAS GOODS	KG	2012787	757495	23704271	6829570	4039741	1885296	27872108	9866199
10.BED WEAR	KG	24194070	15509609	264445091	183463778	21959025	14733355	217118492	141490094
11.TOWELS	KG	15427757	5875613	138821446	65332754	14986833	6774357	143300247	62178005
12.TEXTILE MADE UPS (EXCL. TOWELS & BED WEAR)	--		5270129		56172400		4632367		46337711
13.KNITWEARS	DOZ	8711325	16875472	89020837	190786134	8119249	14775037	81505570	160072319
14.WASTE MATERIAL OF TEXTILE FIBRES/FABRICS	KG	2063102	209013	28965923	2099159	2168808	196712	25391015	1986174
15.YARN OTHER THAN COTTON YARN	KG	1253184	387104	10673708	3668968	632166	187827	10012354	3122618
16.KINTTED OR CROCHATED FABRICS	SQM	825544	369781	9552386	2909577	1153246	326919	13771626	2861856
C.OTHER MANUFACTURES			37152489		455802492		36019770		396226916
01.CIGARETTES	THNO	6920	13752	80456	159047			15555	28792
02.LEATHER	SQM	2497733	4988717	23505335	45450769	2643689	5420209	21961081	37648870
03.CARPETS,RUGS AND TAPESTRIES ETC	SQM	183746	897345	2775027	11085470	235593	882562	2437806	9313960
(I) WOOLLEN CARPETS AND RUGS	SQM	149195	870417	2452423	10825748	194975	852318	1908535	8992201
(II) WOOLLEN CARPET MACHINE MADE	SQM	218	600	2610	6587	138	235	1284	2714
(III) TAPESTRY CLOTHS	SQM			18	22			33	31
(IV) CARPETS KNOTTED & OTHERS	SQM	34333	26328	319976	253114	40480	30009	527954	319015

Contd.

10.5 Exports by Selected Commodities in Rupees

(In Thousand Rupees)

GROUPS/COMMODITIES	UNIT	APRIL, 2014		CUMUL, FROM JUL, 2013		APRIL, 2013		CUMUL, FROM JUL, 2012	
		QUANTITY	VALUE	QUANTITY	VALUE	QUANTITY	VALUE	QUANTITY	VALUE
FLOOR COVERING									
04.PETROLEUM PRODUCTS	MT	29705	2726880	709152	62474896	4586	364770	7165	561934
05.FEEDING STUFF FOR ANIMALS	KG	60428881	1869573	392512211	11266038	23680739	464739	272083666	5243490
06.CHEMICALS AND PHARMACEUTICAL PRODUCTS	--		8984737		100420652		7504491		61345029
(I) PLASTIC MATERIALS	KG	16644677	2399375	216207620	31333167	23704317	3355916	223240118	30419753
(II) PHARMACAUTICAL PRODUCTS.	KG	1227172	1445042	13518028	15196585	1158717	1479399	13231445	13040626
(III) FERTILIZER MANUFACTURES	MT							215	7027
(IV) OTHER CHEMICAL	--		5140320		53890899		2669176		17877623
07.RUBBER MANUFACTURES	--		61299		858516		103269		731930
08.PAPER AND PAPER BOARD	KG	164152	46272	13576115	3637174	1686492	449753	10120026	2851758
09.GUAR AND GUAR PRODUCTS	KG	2652658	598414	20003771	6015380	3130400	1685263	18274067	11562709
10.CUTLERY	--		778443		7580127		630924		6491607
11.GOLD	GM								
12.COPPER AND ARTICLES THEREOF	--		412044		13910414		1031117		17248383
13.MACHINERY & TRANSPORT EQUIPMENT (INCL.ENGINEERING ELECTRICAL GOODS)	--		2446776		26482251		2290242		21018744
(I) ELECTRIC FANS	NO	287481	524021	1509941	2967431	222010	461053	1332299	2686513
(II) TRANSPORT EQUIPMENT	--		87895		1040577		184934		1462365
(III) OTHER ELECTRICAL MACHINERY	--		455284		6586919		309453		4562857
(IV) MACHINERY SPECIALIZED	--		252097		2946053		382456		2876525
PARTICULARS INDUSTRIES									
(V) AUTO PARTS	--		193587		2030794		178937		1845286
(VI) OTHER MACHINERY	--		933892		10910478		773409		7585199
14.FOOTWEARS	PAIR	1508344	1064831	12624797	9947339	971749	554255	10285189	8142181
(I) LEATHER FOOTWEAR	PAIR	995026	885390	5997608	8317826	320115	390208	4796322	6580765
(II) CANVAS FOOTWEAR	PAIR	2105	765	55428	20812	3757	2190	124687	42799
(III) OTHER FOOTWEAR	PAIR	511213	178676	6571761	1608701	647877	161858	5364180	1518617
15.LEATHER MANUFACTURES(EXCL. LEATHER FOOTWEARS)	--		4310485		54053952		4480378		44606869
(I) LEATHER GLOVES	DOZ	692327	1385324	6808487	17239349	530644	1569692	4544390	13504115
(II) APPAREL & CLOTHING	DOZ	84359	2761952	1134888	35460836	70988	2769247	766637	30022320
(III) OTHER LEATHER MANUFACTURES	KG	163336	163208	1124604	1353767	100227	141440	752639	1080434
16.HOUSE-HOLD EQUIPMENT	KG	210605	39957	2189023	539729	165915	37328	1725594	440511
17.SPORTS GOODS	--		4012266		29982883		2866284		25906596
(I) FOOT BALLS COMPLETE	DOZ	530054	2321616	3309565	15877916	303103	1415207	2369408	11177236
(II) GLOVES (SPORTS)	DOZ	405147	1136275	2554575	8624554	136987	803933	2254623	9554731
(III) OTHER	--		554375		5480413		647144		5174630
18.SURGICAL GOODS,MEDICAL INSTRUMENTS AND APPLIANCES	NO	20558588	2931959	210068763	29521456	19357773	2609608	188833877	24348355
19.ONYX MANUFACTURED	KG	509513	111963	3227181	767938	513861	123417	3083498	745354
20.HANDICRAFTS	--		1178		74007				161980
21.TEXTILE PRODUCT & ARTICLE FOR TECHNICAL USE	KG	24	19	314699	171596			186864	91498
22.BOOKS AND PRINTED MATTERS	--		70889		616880		68107		599354
23.PIG IRON	MT	1000	92815	4089	375973			2716	221237
24.PRECIOUS/SEMI-PRECIOUS STONE	GM	1431178	88276	8915619	537561	485871	43415	4891810	345539
25.JEWELLERY	--		178581		33311135		3462496		108963004
26.ARTICLES OF PLASTIC	KG	1555100	353986	22426586	5843650	4361637	891897	33117846	6934980
27.FURNITURE	NO	17633	55686	329626	606033	21098	37823	263979	576256
28.PARTS OF FOOTWEAR	--		15345		111627		17422		95998
D.OTHERS	--		19505143		227994619		29797674		244558529

10.6 Imports by Selected Commodities in Dollars

(In Thousand Dollar)

GROUPS/COMMODITIES	UNIT	MARCH, 2014		CUML, FROM JUL, 2013		MARCH, 2013		CUML, FROM JUL, 2012	
		QUANTITY	VALUE	QUANTITY	VALUE	QUANTITY	VALUE	QUANTITY	VALUE
GRAND TOTAL			3626898		33032158		3687365		32756186
A. FOOD GROUP			251378		2235489		217302		2378857
1.MILK AND CREAM	KG	4530431	8751	37088811	80430	1973384	3456	34112810	66712
2.WHEAT UNMILLED	MT	39	12	377441	107249 --	--	--	--	--
3.PULSES	KG	50592568	28639 3	49276681	215092 4	2638243	28883	381508195	269114
4.DRY FRUITS	KG	15155493	11027	91757938	73367	8071612	4713	73363341	58009
5.SUGAR REFINED	MT	1045	650	7660	4845	761	518	5042	3654
6.TEA	KG	11937231	28983	97988019	221873 1	392837	33579	97672795	296459
7.SPICES	KG	9430833	7986	80416859	61862	8649666	5851	76644938	51874
8.MILK FOOD FOR BABIES,INFT.,INVLD	KG	681258	5196	5339027	40471	721775	5039	4464004	33676
9.BEVERAGES	LTR	413911	427	4950769	4468	745635	967	5138292	6656
10.PALM OIL	KG	165341326	13913316	62390352	1367861 15	9849517	1318811	662128718	1543575
11.SOYABEAN OIL	KG	21017580	20574	56655849	57969	2065120	2416	38573375	49129
B. MACHINERY GROUP			662168		6226083		559361		5918971
1.POWER GENERATING MACH.	--		72564		795187		69824		776308
2.AGRICULTURE MACHINERY&IMPLEMNTS	--		6186		50086		4882		81796
3.CONSTRUCTION & MINING MACHINERY	--		14862		180712		10697		110702
4.TEXTILE MACHINERY	--		58374		426610		24468		277846
5.METAL WORKING MACHINERY	--		3577		46286		1988		28405
6.GEN INDUSTRIAL MACH & EQU/PARTS	--		96094		971764		87213		797092
7.OFFICE MACH.INCL.DATA PROS.EQUP.	--		17626		152184		15203		196743
8.TELECOM & SOUND RECORDING EQUP	--		100144		933543		116851		1195099
9.ELECTRICAL MACHINERY & APPARATUS	--		81592		808977		44873		592840
10.ROAD MOTOR VEHICLES	--		113276		868067		105474		1010014
11.RAILWAY VEHICLES	--		1410		32801		--		74659
12.AIRCRAFTS,SHIPS AND BOATS	--		59066		664279		54259		528567
13.OTHER MACHINERY	--		37397		295588		23629		248900
C. PETROLEUM GROUP			991133		10998808		1283242		11147130
1.CRUDE PETROLEUM	MT	489442	442429	5408609	4303417	604548	489855	5184365	4051469
2.PETROLEUM PRODUCTS	MT	719877	544566	8887137	6637144	935561	791892	8820531	7030936
3.GAS NATURAL & MANUFACTURED	--		4138		58247		1494		64725
D. TEXTILE GROUP			120617		994168		95340		900084
1.SYNTHETIC AND REGENERATED FIBRE	KG	15579763	32620 1	55200550	312954 1	6350087	35363	144246335	295833
2.SYNTHETIC & ARTIFICIAL SILK YARN	KG	22487643	59679 1	77074619	454127 1	4423278	41690	146837983	399230
3.WORN CLOTHING	KG	43326774	17164 3	29311794	130637 3	2967306	12892	289822756	111794
4.ARTICLES OF APPAREL & CLOTHING	--		4294		55728		3235		54044
5.BAGS & SACKS OF TEX. MATERIALS	MT	407	579	5364	5827	660	706	5251	4973
6.JUTE	MT	11680	6280	66438	34895	2954	1454	66920	34210
E. AGRICULTURE/OTH. CHEMICAL GR	OUP		579595		4968568		486658		4683871
1.ORGANIC CHEMICALS	--		161764		1377290		160534		1410619
2.INORGANIC CHEMICALS	--		39470		305793		36683		364399
3.DYEING TANNING & COLOUR MATERAIL	KG	10453508	35403	85504906	269240	8438967	26360	72370109	221971
4.MEDICINAL PRODUCTS	KG	1604755	62034	16273878	581929	2090404	82596	16295838	583149
5.ESSENTIAL OIL, PERFUMES TOILT ETC.	KG	7768571	22308	52914864	172204	5019681	19497	44522957	153123

Contd.

10.6 Imports by Selected Commodities in Dollars

(In Thousand Dollar)

GROUPS/COMMODITIES	UNIT	MARCH, 2014		CUML, FROM JUL, 2013		MARCH, 2013		CUML, FROM JUL, 2012	
		QUANTITY	VALUE	QUANTITY	VALUE	QUANTITY	VALUE	QUANTITY	VALUE
6.FERTILIZER MANUFACTURED	MT	17679	7742	1549383	576473	6586	3004	929287	494947
7.PLASTIC MATERIALS	KG	96941118	176028 6	88005003	1206612 5	8904423	107478	607123779	1028859
8.INSECTICIDES	KG	2627380	13888	16444084	82655	1525108	7997	11969746	55328
9.OTHER.CHEMICAL PRODUCTS	--		60958		396371		42509		371476
F. METAL GROUP			307471		1925060		238816		2111360
1.IRON ORES AND CONCENTRATES	MT	--	--	65341	9002	90339	13353	295655	46304
2.IRON AND STEEL SCRAP	MT	135945	55541	1394802	520650	117882	43406	1358225	498780
3.NON FERROUS BASE METAL WASTE & SCAR	MT	8437	4902	62215	34673	6512	3394	69118	35203
4.IRON AND STEEL	MT	292310	200589	1389076	989575	175205	133561	1507844	1120101
5.ALUMINIUM WROUGHT & WORKED	--		12904		91081		13104		89207
6.MANUFACTURES OF METAL NES	--		33535		280080		31998		321765
G. MISCELLANEOUS ITEMS			412636		3106515		409788		3044751
1.FEEDING STUFF FOR ANIMALS	KG	103848465	61550 5	43591209	299959 8	4313442	44679	505764786	286410
2.HIDES,SKINS AND FURSKINS RAW	KG	1729703	6161	15545100	51279	1083900	3997	10903222	34770
3.OIL SEEDS & OLEAGINOUS FRUITS	KG	50389513	28916 4	33683086	287278 6	1214725	40831	615882325	421352
4.RUBBER CRUDE INCL.SYNTH/RECL AIMED	KG	12315172	16627	91026507	127398	7792271	13431	65710247	112333
5.WOOD & CORK	--		7383		47630		5963		46721
6.PULP AND WASTE PAPER	KG	21517140	11336 2	15022599	92628 1	5634296	5658	166581050	66732
7.FERTILIZER CRUDE	MT	184	85	118833	23672	586	182	128521	33381
8.CRUDE ANIMAL&VEGETABLE MATER IALS	KG	7800032	11522	63028329	88607	7204464	8798	55886718	85136
9.COAL, COKE & BRIQUETTES	MT	353292	37986	1906455	212697	206236	31045	2696176	372869
10.ANIMAL OILS AND FATS	KG	2443691	2266	16634636	14149	2701118	2524	28412430	28331
11.ANIMAL/VEG, FAT OIL WAX ETCNES	KG	1370672	1389	17925610	13354	4650245	2860	57421121	29382
12.RUBBER TYRES & TUBES	NO	251988	10500	3503774	155649	272941	12929	3264347	146259
13.CORK/WOOD MFG.(EXCL FURNITURE)	KG	8665815	4487	70492381	36699	7311530	3798	59083270	35751
14.PAPER&PAPER BOARD & MANF. THEREOF	KG	40771982	39972 3	10257740	283836 4	766342	36875	303054814	264035
15.CEMENT	MT	2762	769	28372	7112	1250	329	16200	4074
16.PREFABRICATED BUILDGS,SANITRY, PLG	--		3398		47424		3879		38779
17.FOOTWEAR	PAIR	624465	1661	12281795	51308	632025	2744	18923477	61716
18.PROFESSIONAL,SCIENTFIC & CONTROL	--		45786		287136		25642		266547
19.PHOTO EQPT, OPTICAL GOODS N.E,S,	--		4417		44277		2803		35012
20.PRINTED MATTERS	--		76198		511343		126614		306953
21.ARTICLES N.E.S. OF PLASTICS	KG	2366237	7987	20677208	68204	2062304	6982	19320485	56639
22.BABY CARRIAGES, TOYS GAMES E	TC. --		2423		34436		2489		31523
23.OFFICE STATIONERY SUPPLY N.E.S	--		2574		18596		1765		19442
24.JEWELLERY OFGOLD/SILVERSMITH WEAR	--		452		36294		1047		11292
25.MUSICAL INSTRUMENTS AND PARTS	--		22681		73351		5876		78248
26.ARTICLES & MFG. OF CAVING ETC.	--		4017		19158		517		11889
27.GOLD.NON-MENETART NOT ORE/CO NCEN	GM	2029	93	4178920	173043	292122	15531	2930670	159175
ALL OTHER ITEMS	--		301900		2577467		396858		2571163

10.6 Imports by Selected Commodities in Dollars

(In Thousand Dollar)

GROUPS/COMMODITIES	UNIT	APRIL, 2014		CUML, FROM JUL, 2013		APRIL, 2013		CUML, FROM JUL, 2012	
		QUANTITY	VALUE	QUANTITY	VALUE	QUANTITY	VALUE	QUANTITY	VALUE
GRAND TOTAL			4052654		37084812		3908754		36664940
A. FOOD GROUP			268739		2504228		232592		2611449
1.MILK AND CREAM	KG	3246588	5504	40335399	85934	2594062	7545	36706872	74256
2.WHEAT UNMILLED	MT	--	--	377441	107249	--	--	--	--
3.PULSES	KG	41465105	24682	390741786	239774	21806936	13660	403315131	282774
4.DRY FRUITS	KG	15706793	11061	107464731	84428	11219600	7700	84582941	65709
5.SUGAR REFINED	MT	405	269	8065	5114	695	465	5737	4119
6.TEA	KG	11608367	26110	109596386	247983	8869835	26561	106542630	323020
7.SPICES	KG	9300627	9772	89717486	71634	7381195	5210	84026133	57084
8.MILK FOOD FOR BABIES,INFT.,INVLD	KG	1098043	7903	6437070	48374	638242	4486	5102246	38162
9.BEVERAGES	LTR	757993	685	5708762	5153	666028	617	5804320	7273
10.PALM OIL	KG	186171344	1613161	848561696	1529178	187151258	1567971	849279976	1700372
11.SOYABEAN OIL	KG	22517433	21438	79173282	79407	8039920	9552	46613295	58681
B. MACHINERY GROUP			828509		7054592		607482		6526453
1.POWER GENERATING MACH.	--		77747		872933		42152		818460
2.AGRICULTURE MACHINERY&IMPLEMENTS	--		7060		57146		5349		87145
3.CONSTRUCTION & MINING MACHINERY	--		49571		230283		11616		122319
4.TEXTILE MACHINERY	--		66754		493363		28850		306696
5.METAL WORKING MACHINERY	--		6064		52350		4785		33191
6.GEN INDUSTRIAL MACH & EQU/PARTSNS	--		111294		1083058		114748		911840
7.OFFICE MACH.INCL.DATA PROS. EQUIP.	--		24258		176442		19862		216605
8.TELECOM & SOUND RECORDING EQUIP	--		93399		1026942		89788		1284887
9.ELECTRICAL MACHINERY & APPARATUS	--		111024		920000		88394		681233
10.ROAD MOTOR VEHICLES	--		101919		969987		122111		1132125
11.RAILWAY VEHICLES	--		44169		76970		1547		76206
12.AIRCRAFTS,SHIPS AND BOATS	--		90080		754359		49326		577893
13.OTHER MACHINERY	--		45170		340758		28954		277855
C. PETROLEUM GROUP			1285978		12284786		1281874		12429004
1.CRUDE PETROLEUM	MT	471855	435292	5880464	4738709	695796	544481	5880161	4595949
2.PETROLEUM PRODUCTS	MT	1111726	845234	9998863	7482378	953242	735613	9773773	7766549
3.GAS NATURAL & MANUFACTURED	--		5452		63699		1781		66505
D. TEXTILE GROUP			128974		1123142		108439		1008523
1.SYNTHETIC AND REGENERATED FIBRE	KG	17982901	38696	173183451	351650	17721079	38097	161967414	333930
2.SYNTHETIC & ARTIFICIAL SILK YARN	KG	24787385	63458	201862004	517585	17572389	50024	164410372	449254
3.WORN CLOTHING	KG	40645120	16434	369956914	147070	33373567	13175	323196323	124969
4.ARTICLES OF APPAREL & CLOTHING	--		5650		61378		4684		58728
5.BAGS & SACKS OF TEX. MATERIALS	MT	527	913	5891	6740	537	560	5788	5533
6.JUTE	MT	6635	3824	73073	38719	3612	1899	70532	36109
E. AGRICULTURE/OTH. CHEMICAL GROUP			582516		5551084		519832		5203703
1.ORGANIC CHEMICALS	--		147852		1525142		158521		1569140
2.INORGANIC CHEMICALS	--		38558		344351		54025		418424
3.DYEING TANNING & COLOUR MATERIAL	KG	10156909	35927	95661815	305167	9185758	28886	81555867	250857
4.MEDICINAL PRODUCTS	KG	2154658	95251	18428536	677180	2459288	83509	18755126	666658

Contd.

10.6 Imports by Selected Commodities in Dollars

(In Thousand Dollar)

GROUPS/COMMODITIES	UNIT	APRIL, 2014		CUML, FROM JUL, 2013		APRIL, 2013		CUML, FROM JUL, 2012	
		QUANTITY	VALUE	QUANTITY	VALUE	QUANTITY	VALUE	QUANTITY	VALUE
5.ESSENTIAL OIL, PERFUMES TOILT ETC.	KG	6882744	22980	59797608	195184	3749546	15638	48272503	168761
6.FERTILIZER MANUFACTURED	MT	40479	18942	1589862	595415	7698	3681	936985	498628
7.PLASTIC MATERIALS	KG	81032975	150559	769037978	1357171	64761861	122563	671885640	1151422
8.INSECTICIDES	KG	2252524	13358	18696608	96013	1491706	8193	13461452	63521
9.OTHER.CHEMICAL PRODUCTS	--		59089		455460		44815		416290
F. METAL GROUP			253409		2178469		256754		2368114
1.IRON ORES AND CONCENTRATES	MT	16003	2298	81344	11300	10582	1579	306237	47882
2.IRON AND STEEL SCRAP	MT	163423	68800	1558225	589450	130801	46369	1489026	545149
3.NON FERROUS BASE METAL WASTE & SCRM	MT	9903	5438	72118	40110	8709	4540	77827	39743
4.IRON AND STEEL	MT	180525	133603	1569601	1123178	227826	164598	1735670	1284699
5.ALUMINIUM WROUGHT & WORKED	--		11554		102635		11203		100410
6.MANUFACTURES OF METAL NES	--		31716		311796		28465		350230
G. MISCELLANEOUS ITEMS			418226		3524740		445775		3490526
1.FEEDING STUFF FOR ANIMALS	KG	79961221	46950	623552430	346908	60239066	36584	566003852	322994
2.HIDES,SKINS AND FURSKINS RAW	KG	1522508	6286	17067608	57565	1362082	4234	12265304	39004
3.OIL SEEDS & OLEAGINOUS FRUITS	KG	36389305	21336	470072391	308614	7465450	4991	623347775	426343
4.RUBBER CRUDE INCL.SYNTH/RECLAIMED	KG	10095595	16552	101122102	143950	11824839	15480	77535086	127813
5.WOOD & CORK	--		8014		55644		5395		52115
6.PULP AND WASTE PAPER	KG	14848174	6875	229870773	99503	21049485	8656	187630535	75388
7.FERTILIZER CRUDE	MT	550	265	119383	23937	25521	6987	154042	40368
8.CRUDE ANIMAL&VEGETABLE MATERIALS	KG	6143782	9041	69172111	97648	5168928	6734	61055646	91870
9.COAL, COKE & BRIQUETTES	MT	431935	50677	2338390	263374	248959	32663	2945135	405531
10.ANIMAL OILS AND FATS	KG	2000917	1559	18635553	15708	650700	613	29063130	28944
11.ANIMAL/VEG, FAT OIL WAX ETC NES	KG	1384124	1593	19309734	14947	1798249	1028	59219370	30410
12.RUBBER TYRES & TUBES	NO	274966	14488	3778740	170137	373300	15364	3637647	161623
13.CORK/WOOD MFG.(EXCL FURNITURE)	KG	9789698	5319	80282079	42018	8189024	4127	67272294	39879
14.PAPER&PAPER BOARD & MANF. THEREOF	KG	37318976	38910	347576716	322746	38724056	33545	341778870	297579
15.CEMENT	MT	2799	822	31171	7933	1313	306	17513	4380
16.PREFABRICATED BLDGS,SANITRY,PLG	--		5858		53282		4860		43639
17.FOOTWEAR	PAIR	965658	3868	13247453	55176	805692	3637	19729169	65352
18.PROFESSIONAL,SCIENTFIC & CONTROL	--		45640		332776		25420		291966
19.PHOTO EQPT, OPTICAL GOODS N.E.S.	--		4264		48541		4287		39299
20.PRINTED MATTERS	--		96802		608144		135904		442857
21.ARTICLES N.E.S. OF PLASTICS	KG	2974444	10082	23651652	78286	2253889	7640	21574374	64280
22.BABY CARRIAGES, TOYS GAMES ETC.	--		5658		40094		3378		34901
23.OFFICE STATIONERY SUPPLY N.E.S	--		2756		21352		1480		20922
24.JEWELLERY OFGOLD/SILVERSMITH WEAR	--		772		37066		1052		12345
25.MUSICAL INSTRUMENTS AND PARTS	--		11795		85146		3162		81410
26.ARTICLES & MFG. OF CAVING ETC.	--		2045		21202		858		12746
27.GOLD.NON-MENETART NOT ORE/CONCEN	GM	--	--	4178920	173043	1551000	77390	4481670	236564
ALL OTHER ITEMS	--		286304		2863771		456006		3027168

10.7 Imports by Selected Commodities in Rupees

(In Thousand Rupees)

GROUPS/COMMODITIES	UNIT	MARCH, 2014		CUML. FROM JUL, 2013		MARCH, 2013		CUML. FROM JUL, 2012	
		QUANTITY	VALUE	QUANTITY	VALUE	QUANTITY	VALUE	QUANTITY	VALUE
GRAND TOTAL			362608819		3448369935		361585009		3149713109
A. FOOD GROUP			25132231		233287771		21308766		228575870
1.MILK AND CREAM	KG	4530431	874932	37088811	8427598	1973384	338855	34112810	6376256
2.WHEAT UNMILLED	MT	39	1190	377441	11352007	--	--	--	--
3.PULSES	KG	50592568	2863302 3	49276681	22372924 4	2638243	2832240	381508195	25819256
4.DRY FRUITS	KG	15155493	1102435	91757938	7651404	8071612	462123	73363341	5571751
5.SUGAR REFINED	MT	1045	65032	7660	506838	761	50796	5042	351708
6.TEA	KG	11937231	2897641	97988019	23148532 1	392837	3292742	97672795	28578647
7.SPICES	KG	9430833	798453	80416859	6460549	8649666	573789	76644938	4982701
8.MILK FOOD FOR BABIES,INFT.,INVLD	KG	681258	519440	5339027	4223991	721775	494150	4464004	3241964
9.BEVERAGES	LTR	413911	42666	4950769	467531	745635	94835	5138292	639923
10.PALM OIL	KG	165341326	1391023716	62390352	142758304 15	9849517	129322911	662128718	148347942
11.SOYABEAN OIL	KG	21017580	2056903	56655849	5918091	2065120	236945	38573375	4665724
B. MACHINERY GROUP			66202031		650636877		54851206		568913316
1.POWER GENERATING MACH.	--		7254760		83300476		6846989		74716980
2.AGRICULTURE MACHINERY&IMPLEMENTS	--		618506		5243814		478744		7820404
3.CONSTRUCTION & MINING MACHINERY	--		1485894		18592286		1048909		10612857
4.TEXTILE MACHINERY	--		5836083		44600667		2399300		26684655
5.METAL WORKING MACHINERY	--		357644		4849218		194978		2731952
6.GEN INDUSTRIAL MACH & EQU/PARTS NS	--		9607240		101694761		8552164		76709197
7.OFFICE MACH.INCL.DATA PROS.EQUIP.	--		1762213		15895425		1490790		18949459
8.TELECOM & SOUND RECORDING EQUIP	--		10012163		97490757		11458468		114846370
9.ELECTRICAL MACHINERY & APPARATUS	--		8157366		84597599		4400255		57048556
10.ROAD MOTOR VEHICLES	--		11325035		90635745		10342866		96994674
11.RAILWAY VEHICLES	--		141018		3460493		--		7132491
12.AIRCRAFTS,SHIPS AND BOATS	--		5905262		69391421		5320634		50774502
13.OTHER MACHINERY	--		3738848		30884213		2317110		23891219
C. PETROLEUM GROUP			99091165		1148972567		125835334		1070894732
1.CRUDE PETROLEUM	MT	489442	44233050	5408609	449278689	604548	48035462	5184365	389548486
2.PETROLEUM PRODUCTS	MT	719877	54444419	8887137	693577494	935561	77653321	8820531	675082547
3.GAS NATURAL & MANUFACTURED	--		413695		6116384		146551		6263700
D. TEXTILE GROUP			12058981		103813044		9349103		86549188
1.SYNTHETIC AND REGENERATED FIBRE	KG	15579763	3261304 1	55200550	32726745 1	6350087	3467673	144246335	28463328
2.SYNTHETIC & ARTIFICIAL SILK YARN	KG	22487643	5966587 1	77074619	47412390 1	4423278	4088144	146837983	38381673
3.WORN CLOTHING	KG	43326774	1716002 3	29311794	13605073 3	2967306	1264157	289822756	10745510
4.ARTICLES OF APPAREL & CLOTHI	NG --		429293		5833650		317224		5189989
5.BAGS & SACKS OF TEX. MATERIALS	MT	407	57887	5364	610447	660	69278	5251	478103
6.JUTE	MT	11680	627907	66438	3624739	2954	142628	66920	3290585
E. AGRICULTURE/OTH. CHEMICAL GROUP			57946576		519083218		47721903		450108227
1.ORGANIC CHEMICALS	--		16172786		143735186		15742054		135709494
2.INORGANIC CHEMICALS	--		3946118		31821363		3597184		34986961
3.DYEING TANNING & COLOUR MATERIAL	KG	10453508	3539553	85504906	28088048	8438967	2584894	72370109	21336655
4.MEDICINAL PRODUCTS	KG	1604755	6202039	16273878	60887593	2090404	8099396	16295838	56133141
5.ESSENTIAL OIL, PERFUMES TOILT ETC	KG	7768571	2230287	52914864	17976345	5019681	1911842	44522957	14738644

Contd.

10.7 Imports by Selected Commodities in Rupees

(In Thousand Rupees)

GROUPS/COMMODITIES	UNIT	MARCH, 2014		CUML, FROM JUL, 2013		MARCH, 2013		CUML, FROM JUL, 2012	
		QUANTITY	VALUE	QUANTITY	VALUE	QUANTITY	VALUE	QUANTITY	VALUE
6.FERTILIZER MANUFACTURED	MT	17679	774015	1549383	60907477	6586	294567	929287	47158285
7.PLASTIC MATERIALS	KG	96941118	17598837 6	88005003	125744689 5	8904423	10539349	607123779	98976018
8.INSECTICIDES	KG	2627380	1388476	16444084	8611548	1525108	784162	11969746	5331390
9.OTHER.CHEMICAL PRODUCTS	--		6094466		41310968		4168456		35737640
F. METAL GROUP			30740277		200640630		23418462		203096336
1.IRON ORES AND CONCENTRATES	MT	--	--	65341	904477	90339	1309447	295655	4499460
2.IRON AND STEEL SCRAP	MT	135945	5552870	1394802	54300922	117882	4256431	1358225	47878627
3.NON FERROUS BASE METAL WASTE & SCR	MT	8437	490133	62215	3611067	6512	332803	69118	3381159
4.IRON AND STEEL	MT	292310	20054417	1389076	103045143	175205	13097019	1507844	107875486
5.ALUMINIUM WROUGHT & WORKED	--		1290113		9499974		1284996		8583962
6.MANUFACTURES OF METAL NES	--		3352744		29279048		3137765		30877641
G. MISCELLANEOUS ITEMS			41254374		323384857		40184053		293241995
1.FEEDING STUFF FOR ANIMALS	KG	103848465	6153610 5	43591209	31379327 8	4313442	4381230	505764786	27679957
2.HIDES,SKINS AND FURSKINS RAW	KG	1729703	615925	15545100	5379018	1083900	391925	10903222	3343755
3.OIL SEEDS & OLEAGINOUS FRUITS	KG	50389513	2890981 4	33683086	30092257 6	1214725	4003880	615882325	40546320
4.RUBBER CRUDE INCL.SYNTH/RECL AIMED	KG	12315172	1662306	91026507	13281206	7792271	1317092	65710247	10797535
5.WOOD & CORK	--		738138		4966025		584722		4486359
6.PULP AND WASTE PAPER	KG	21517140	1133336 2	15022599	9627124 1	5634296	554867	166581050	6388014
7.FERTILIZER CRUDE	MT	184	8454	118833	2498381	586	17875	128521	3205087
8.CRUDE ANIMAL&VEGETABLE MATER IALS	KG	7800032	1151901	63028329	9237081	7204464	862757	55886718	8171746
9.COAL, COKE & BRIQUETTES	MT	353292	3797798	1906455	22071153	206236	3044308	2696176	35839046
10.ANIMAL OILS AND FATS	KG	2443691	226576	16634636	1471808	2701118	247500	28412430	2719547
11.ANIMAL/VEG, FAT OIL WAX ETC	KG	1370672	138918	17925610	1398874	4650245	280454	57421121	2832307
12.RUBBER TYRES & TUBES	NO	251988	1049815	3503774	16308391	272941	1267783	3264347	14052110
13.CORK/WOOD MFG.(EXCL FURNITURE)	KG	8665815	448636	70492381	3834762	7311530	372465	59083270	3442250
14.PAPER&PAPER BOARD & MANF. THEREOF	KG	40771982	3996312 3	10257740	29628291 4	766342	3615962	303054814	25416993
15.CEMENT	MT	2762	76923	28372	742960	1250	32226	16200	391682
16.PREFABRICATED BUILDGS,SANITRY.LG.	--		339774		4983657		380358		3724696
17.FOOTWEAR	PAIR	624465	166048	12281795	5369948	632025	269043	18923477	5908922
18.PROFESSIONAL,SCIENTFIC & CONROL	--		4577559		29895252		2514451		25644202
19.PHOTO EQPT, OPTICAL GOODS N.E.S.	--		441596		4638062		274879		3366079
20.PRINTED MATTERS	--		7618060		52902024		12415868		29850567
21.ARTICLES N.E.S. OF PLASTICS	KG	2366237	798515	20677208	7127014	2062304	684702	19320485	5444709
22.BABY CARRIAGES, TOYS GAMES ETC.	--		242214		3596512		244078		3025259
23.OFFICE STATIONERY SUPPLY N.E.S.	--		257296		1946157		173045		1871220
24.JEWELLERY OFGOLD/SILVERSMITHWEAR	--		45171		3802228		102678		1093356
25.MUSICAL INSTRUMENTS AND PARTS	--		2267557		7604430		576252		7499478
26.ARTICLES & MFG. OF CAVING ETC.	--		401623		1992065		50691		1150050
27.GOLD.NON-MENETART NOT ORE/CONCEN	GM	2029	9332	4178920	17610852	292122	1522963	2930670	15350749
ALL OTHER ITEMS	--		30183185		268550971		38916182		248333445

10.7 Imports by Selected Commodities in Rupees

(In Thousand Rupees)

GROUPS/COMMODITIES	UNIT	APRIL, 2014		CUML, FROM JUL, 2013		APRIL, 2013		CUML, FROM JUL, 2012	
		QUANTITY	VALUE	QUANTITY	VALUE	QUANTITY	VALUE	QUANTITY	VALUE
GRAND TOTAL			395104712		3843474647		384277101		3533990210
A. FOOD GROUP			26200167		259487938		22866599		251442469
1.MILK AND CREAM	KG	3246588	536573	40335399	8964172	2594062	741738	36706872	7117993
2.WHEAT UNMILLED	MT	--	--	377441	11352007	--	--	--	--
3.PULSES	KG	41465105	2406358	390741786	24779282	21806936	1342891	403315131	27162146
4.DRY FRUITS	KG	15706793	1078341	107464731	8729745	11219600	757043	84582941	6328794
5.SUGAR REFINED	MT	405	26251	8065	533089	695	45699	5737	397407
6.TEA	KG	11608367	2545513	109596386	25694045	8869835	2611261	106542630	31189908
7.SPICES	KG	9300627	952663	89717486	7413212	7381195	512160	84026133	5494861
8.MILK FOOD FOR BABIES,INFT.,INVLD	KG	1098043	770463	6437070	4994454	638242	441063	5102246	3683027
9.BEVERAGES	LTR	757993	66780	5708762	534311	666028	60699	5804320	700621
10.PALM OIL	KG	186171344	157271701	848561696	158485474	187151258	154149931	849279976	163762935
11.SOYABEAN OIL	KG	22517433	2090057	79173282	8008148	8039920	939052	46613295	5604777
B. MACHINERY GROUP			80773626		731410503		59722701		628636017
1.POWER GENERATING MACH.	--		7579742		90880218		4144024		78861003
2.AGRICULTURE MACHINERY&IMPLEMENTS	--		688287		5932101		525827		8346231
3.CONSTRUCTION & MINING MACHINERY	--		4832856		23425142		1142040		11754898
4.TEXTILE MACHINERY	--		6507995		51108662		2836295		29520950
5.METAL WORKING MACHINERY	--		591197		5440415		470464		3202416
6.GEN INDUSTRIAL MACH & EQU/PARTSNS	--		10850384		112545146		11281081		87990278
7.OFFICE MACH.INCL.DATA PROS. EQUIP.	--		2364973		18260398		1952663		20902121
8.TELECOM & SOUND RECORDING EQUIP	--		9105715		106596472		8827195		123673565
9.ELECTRICAL MACHINERY & APPARATUS	--		10824018		95421616		8690142		65738698
10.ROAD MOTOR VEHICLES	--		9936385		100572130		12004950		108999624
11.RAILWAY VEHICLES	--		4306197		7766691		152127		7284618
12.AIRCRAFTS,SHIPS AND BOATS	--		8782153		78173574		4849335		55623837
13.OTHER MACHINERY	--		4403724		35287938		2846560		26737779
C. PETROLEUM GROUP			125373607		1274346174		126023466		1196918198
1.CRUDE PETROLEUM	MT	471855	42437877	5880464	491716566	695796	53528918	5880161	443077403
2.PETROLEUM PRODUCTS	MT	1111726	82404229	9998863	775981723	953242	72319497	9773773	747402044
3.GAS NATURAL & MANUFACTURED	--		531500		6647885		175051		6438751
D. TEXTILE GROUP			12574081		116387124		10660902		97210089
1.SYNTHETIC AND REGENERATED FIBRE	KG	17982901	3772538	173183451	36499283	17721079	3745392	161967414	32208721
2.SYNTHETIC & ARTIFICIAL SILK YARN	KG	24787385	6186702	201862004	53599092	17572389	4917988	164410372	43299661
3.WORN CLOTHING	KG	40645120	1602174	369956914	15207247	33373567	1295232	323196323	12040741
4.ARTICLES OF APPAREL & CLOTHING	--		550847		6384496		460524		5650513
5.BAGS & SACKS OF TEX. MATERIALS	MT	527	89015	5891	699461	537	55066	5788	533168
6.JUTE	MT	6635	372805	73073	3997544	3612	186700	70532	3477286
E. AGRICULTURE/OTH. CHEMICAL GROUP			56791107		575874325		51105641		501213868
1.ORGANIC CHEMICALS	--		14414533		158149719		15584508		151294002
2.INORGANIC CHEMICALS	--		3759146		35580509		5311309		40298270
3.DYEING TANNING & COLOUR MATERIAL	KG	10156909	3502608	95661815	31590655	9185758	2839872	81555867	24176527
4.MEDICINAL PRODUCTS	KG	2154658	9286302	18428536	70173896	2459288	8209918	18755126	64343059

Contd.

10.7 Imports by Selected Commodities in Rupees

(In Thousand Rupees)

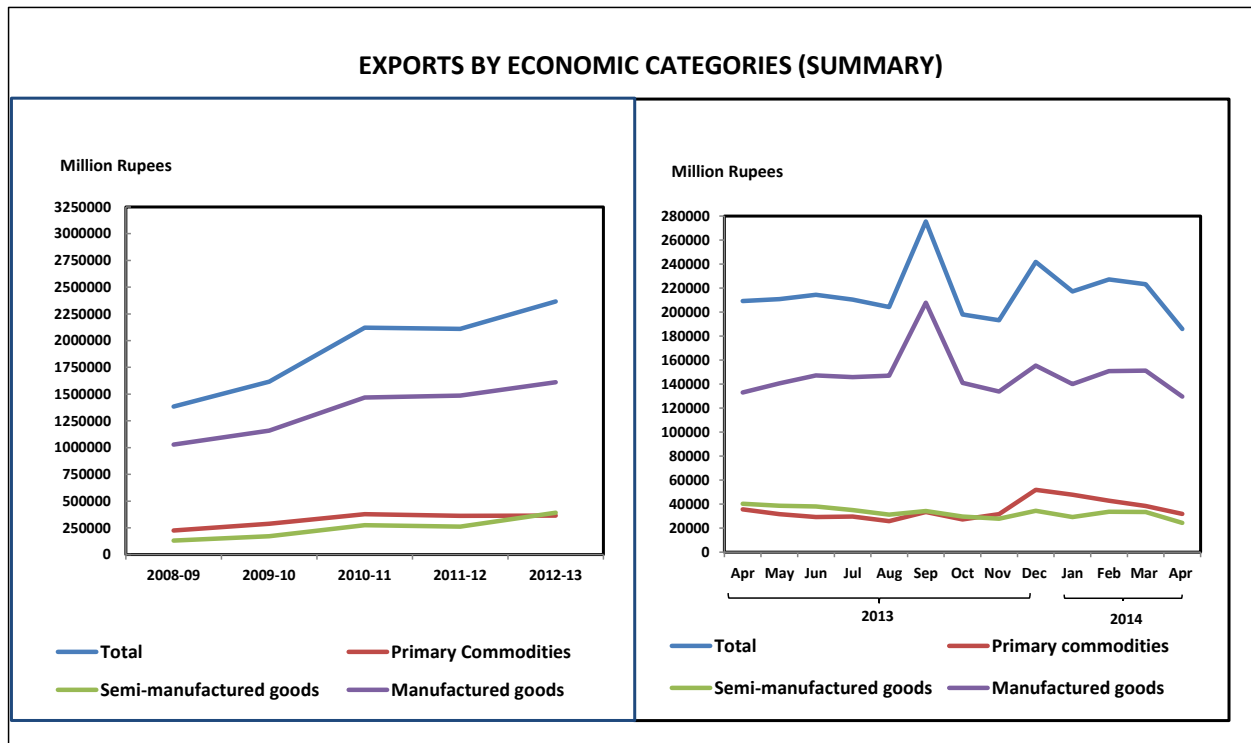
GROUPS/COMMODITIES	UNIT	APRIL, 2014		CUMUL, FROM JUL, 2013		APRIL, 2013		CUMUL, FROM JUL, 2012	
		QUANTITY	VALUE	QUANTITY	VALUE	QUANTITY	VALUE	QUANTITY	VALUE
5.ESSENTIAL OIL, PERFUMES TOILT ETC	KG	6882744	2240358	59797608	20216703	3749546	1537438	48272503	16276082
6.FERTILIZER MANUFACTURED	MT	40479	1846686	1589862	62754163	7698	361886	936985	47520172
7.PLASTIC MATERIALS	KG	81032975	14678435	769037978	140423124	64761861	12049398	671885640	111025416
8.INSECTICIDES	KG	2252524	1302270	18696608	9913818	1491706	805493	13461452	6136883
9.OTHER.CHEMICAL PRODUCTS	--		5760770		47071738		4405817		40143457
F. METAL GROUP			24705527		225346158		25241978		228338314
1.IRON ORES AND CONCENTRATES	MT	16003	224060	81344	1128536	10582	155192	306237	4654652
2.IRON AND STEEL SCRAP	MT	163423	6707491	1558225	61008413	130801	4558619	1489026	52437246
3.NON FERROUS BASE METAL WASTE & SCR	MT	9903	530121	72118	4141187	8709	446329	77827	3827488
4.IRON AND STEEL	MT	180525	13025355	1569601	116070498	227826	16181955	1735670	124057442
5.ALUMINIUM WROUGHT & WORKED	--		1126422		10626396		1101411		9685373
6.MANUFACTURES OF METAL NES	--		3092079		32371127		2798472		33676113
G. MISCELLANEOUS ITEMS			40774002		364158859		43825000		337066995
1.FEEDING STUFF FOR ANIMALS	KG	79961221	4577275	623552430	35956603	60239066	3596672	566003852	31276630
2.HIDES,SKINS AND FURSKINS RAW	KG	1522508	612841	17067608	5991859	1362082	416289	12265304	3760045
3.OIL SEEDS & OLEAGINOUS FRUITS	KG	36389305	2080138	470072391	32172396	7465450	490699	623347775	41037019
4.RUBBER CRUDE INCL.SYNTH/RECLAIMED	KG	10095595	1613718	101122102	14894924	11824839	1521910	77535086	12319445
5.WOOD & CORK	--		781316		5747340		530372		5016731
6.PULP AND WASTE PAPER	KG	14848174	670229	229870773	10297353	21049485	850971	187630535	7238985
7.FERTILIZER CRUDE	MT	550	25877	119383	2524258	25521	686943	154042	3892030
8.CRUDE ANIMAL&VEGETABLE MATERIALS	KG	6143782	881393	69172111	10118474	5168928	662025	61055646	8833771
9.COAL, COKE & BRIQUETTES	MT	431935	4940631	2338390	27011783	248959	3211145	2945135	39050191
10.ANIMAL OILS AND FATS	KG	2000917	151987	18635553	1623794	650700	60309	29063130	2779856
11.ANIMAL/VEG, FAT OIL WAX ETC NES	KG	1384124	155313	19309734	1554188	1798249	101037	59219370	2933344
12.RUBBER TYRES & TUBES	NO	274966	1412492	3778740	17720883	373300	1510422	3637647	15562532
13.CORK/WOOD MFG.(EXCL FURNITURE)	KG	9789698	518589	80282079	4353350	8189024	405761	67272294	3848012
14.PAPER&PAPER BOARD & MANF. THEREOF	KG	37318976	3793402	347576716	33421692	38724056	3297850	341778870	28714842
15.CEMENT	MT	2799	80105	31171	823064	1313	30056	17513	421737
16.PREFABRICATED BUILDGS,SANITRY,PLG	--		571097		5554754		477827		4202524
17.FOOTWEAR	PAIR	965658	377118	13247453	5747065	805692	357528	19729169	6266450
18.PROFESSIONAL,SCIENTFIC & CONTROL	--		4449574		34344826		2499071		28143273
19.PHOTO EQPT, OPTICAL GOODS N.E.S.	--		415697		5053758		421428		3787507
20.PRINTED MATTERS	--		9437468		62339492		13361035		43211602
21.ARTICLES N.E.S. OF PLASTICS	KG	2974444	982944	23651652	8109959	2253889	751136	21574374	6195845
22.BABY CARRIAGES, TOYS GAMES ETC.	--		551577		4148089		332077		3357336
23.OFFICE STATIONERY SUPPLY N.E.S	--		268675		2214832		145518		2016738
24.JEWELLERY OFGOLD/SILVERSMITH WEAR	--		75299		3877527		103471		1196827
25.MUSICAL INSTRUMENTS AND PARTS	--		1149924		8754355		310829		7810308
26.ARTICLES & MFG. OF CAVING ETC.	--		199325		2191389		84303		1234353
27.GOLD.NON-MENETART NOT ORE/CONCEN	GM	--	--	4178920	17610852	1551000	7608313	4481670	22959062
ALL OTHER ITEMS	--		27912595		296463565		44830814		293164259

10.8 Exports by Economic Categories (Summary)

(Million Rupees)

Year/Month	Total	Primary commodities	Semi-manufactured goods	Manufactured goods
2008-09	1383717.5	224873.2	130693.0	1028151.4
2009-10	1617457.6	287490.6	170608.5	1159358.5
2010-11	2120846.7	377535.7	274500.4	1468810.5
2011-12	2110605.5	362404.4	261151.3	1486369.7
2012-13	2366477.8	364127.0	391151.3	1611199.5
2013 Apr	209142.2	35727.3	40321.9	133093.0
May	210829.2	31596.2	38581.9	140651.1
Jun	214326.5	29186.0	38006.7	147133.8
Jul	210465.3	29584.3	35086.5	145794.6
Aug	204136.9	25828.4	31334.8	146973.7
Sep	275482.9	33398.9	34272.0	207812.0
Oct	197939.6	27225.9	29689.6	141024.1
Nov	193,132.7	31,550.7	27,834.4	133,747.6
Dec	241,842.6	51,907.1	34,500.2	155,435.3
2014 Jan	217,160.3	47,913.8	29,216.5	140,030.0
Feb	227,292.7	42,828.9	33,637.5	150,826.3
Mar	223,104.2	38,377.1	33,432.4	151,294.7
Apr	185,909.4	31,936.4	24,369.5	129,603.5

Note: Total may not tally due to rounding of figures.



10.9 Export by Economic Categories (Details)

(In Thousand Rupees)

COMMODITIES	MARACH, 2014	CUML.FROM JULY 2013	MARACH, 2013	CUML.FROM JULY 2012
GRAND TOTAL	223,104,151	1,990,557,271	209,240,797	1,732,179,939
A. PRIMARY COMMODITIES:	38,377,085	328,615,099	39,834,656	267,617,478
RAW COTTON (INCLUDING LINTER & WASTE)	1,941,233	21,864,756	2,448,870	15,217,814
RAW WOOL (INCLUDING ANIMAL HAIR)	126,611	1,169,246	143,380	962,860
FISH	3,051,330	25,701,698	3,200,007	21,279,085
RICE	21,663,627	174,216,518	19,972,680	133,912,826
HIDES & SKINS (INCLUDING FUR SKINS)	36,373	491,973	49,487	412,343
FRUITS & VEGETABLES	6,875,925	54,741,591	8,503,471	45,128,317
SPICES	606,849	4,098,474	736,458	4,651,756
TOBACCO UN-MANUFACTURED	177,888	1,205,887	292,924	1,443,890
OTHER PRIMARY COMMODITIES	3,897,250	45,124,956	4,487,379	44,608,586
B. SEMI-MANUFACTURES:	33,432,366	289,003,757	39,414,035	274,240,906
COTTON YARN	18,477,871	164,573,879	20,836,246	160,559,155
LEATHER	5,283,176	40,461,129	4,993,581	32,227,838
MOLASSES	115,519	2,318,328	356	10,552
OIL CAKES	672,419	4,888,653	910	754,399
AGAR, AGAR DUST & WOOD				
HENNA LEAVES & POWDER	29,405	188,446	19,322	161,516
OTHER SEMI MANUFACTURES	8,853,976	76,573,321	13,563,619	80,527,446
C. MANUFACTURED GOODS:	151,294,699	1,372,938,415	129,992,106	1,190,321,554
COTTON THREAD	284,112	1,236,721	35,147	865,440
COTTON FABRICS WOVEN	24,778,866	221,079,419	24,795,895	189,733,129
TEXTILE FABRICS (OTHER THAN COTTON FAB)	3,880,131	30,614,628	4,283,398	27,635,048
WOOLLEN CARPETS	912,702	10,746,098	695,333	8,167,287
TAPESTRIES	164	245	288	308
MANUFACTURE OF LEATHER	5,321,975	56,923,348	5,796,752	48,342,442
FOOTWEAR	991,603	8,882,508	855,672	7,587,925
SPORTS GOODS (EXCLUDING INDOOR GAMES)	2,325,922	15,347,416	1,656,795	11,478,287
TOBACCO MANUFACTURED	8,067	221,297	4,816	95,030
MEDICAL INSTRUMENT N.E.S.	287,059	2,517,220	141,700	1,750,107
FRUIT & VEGETABLE PREPARATIONS	643,728	5,573,869	696,127	5,187,798
FISH PREPARATIONS	18,172	951,697	8,705	1,100,275
CEREAL PREPARATIONS	406,371	4,522,448	260,094	2,566,371
GUAR PRODUCTS	658,146	5,416,966	1,446,199	9,877,446
FLOUR & MEAL OF OIL SEEDS	1,801	51,757	73,153	257,870
FISH MEAL & MEAT MEAL	190,807	1,390,817	63,233	760,149
PETROLEUM PRODUCTS	5,871,608	59,748,016	75,583	197,164
CHEMICAL & CHEMICAL PREPARATIONS	8,644,741	91,761,891	6,290,634	54,226,200
MACHINERY & TRANSPORT EQUIPMENT	2,256,206	24,095,923	2,563,156	18,687,706
ARTICLES OF APPAREL AND CLOTHING				
ACCESSORIES (INCLUDING HOSIERY)	35,858,351	322,898,211	29,581,028	271,223,377
OTHER MANUFACTURED GOODS	57,954,166	508,957,922	50,668,398	530,582,193

10.9 Export by Economic Categories (Details)

(In Thousand Rupees)

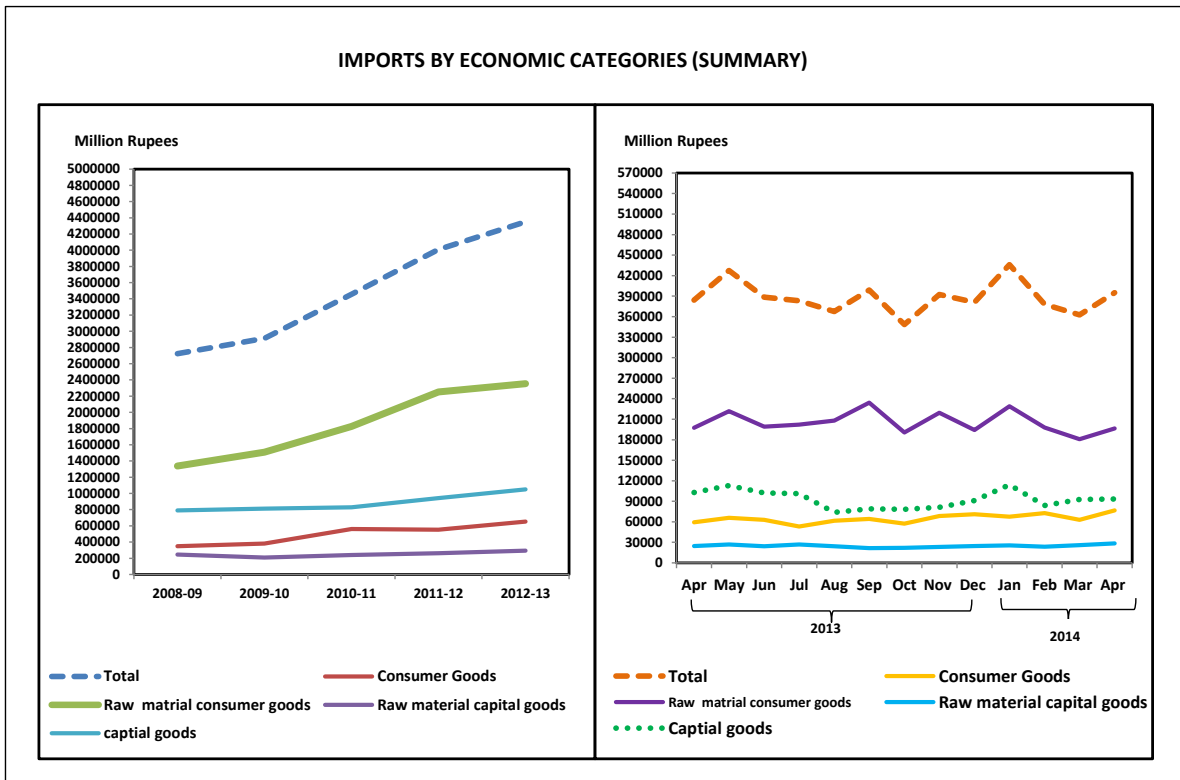
COMMODITIES	APRIL, 2014	CUML.FROM JULY 2013	APRIL, 2013	CUML.FROM JULY 2012
GRAND TOTAL	185,909,401	2,176,466,672	209,142,190	1,941,322,129
A. PRIMARY COMMODITIES:	31,936,437	360,551,536	35,727,305	303,344,784
RAW COTTON (INCLUDING LINTER & WASTE)	1,882,076	23,746,832	1,619,606	16,837,420
RAW WOOL (INCLUDING ANIMAL HAIR)	150,715	1,319,961	122,955	1,085,816
FISH	3,622,997	29,324,696	2,145,078	23,424,163
RICE	17,870,320	192,086,838	19,934,740	153,847,567
HIDES & SKINS (INCLUDING FUR SKINS)	68,473	560,446	50,747	463,090
FRUITS & VEGETABLES	3,558,342	58,299,934	6,050,591	51,178,908
SPICES	561,913	4,660,387	666,486	5,318,242
TOBACCO UN-MANUFACTURED	617,706	1,823,593	415,823	1,859,713
OTHER PRIMARY COMMODITIES	3,603,894	48,728,849	4,721,279	49,329,866
B. SEMI-MANUFACTURES:	24,369,479	313,373,236	40,321,884	314,562,791
COTTON YARN	13,343,897	177,917,776	18,843,139	179,402,295
LEATHER	4,983,925	45,445,054	5,420,209	37,648,048
MOLASSES	160	2,318,488	583	11,135
OIL CAKES	1,212,793	6,101,446	25,052	779,451
AGAR, AGAR DUST & WOOD				
HENNA LEAVES & POWDER	25,693	214,140	22,385	183,901
OTHER SEMI MANUFACTURES	4,803,011	81,376,331	16,010,515	96,537,961
C. MANUFACTURED GOODS:	129,603,485	1,502,541,900	133,093,000	1,323,414,555
COTTON THREAD	5,800	1,242,521	70,956	936,396
COTTON FABRICS WOVEN	21,086,830	242,166,249	23,291,755	213,024,884
TEXTILE FABRICS (OTHER THAN COTTON FABRS)	3,395,020	34,009,648	4,669,493	32,304,541
WOOLLEN CARPETS	865,578	11,611,675	850,234	9,017,522
TAPESTRIES		245	6	314
MANUFACTURE OF LEATHER	5,366,302	62,289,650	5,190,332	53,532,774
FOOTWEAR	1,064,831	9,947,339	554,255	8,142,181
SPORTS GOODS (EXCLUDING INDOOR GAMES)	2,591,283	17,938,699	1,617,184	13,095,471
TOBACCO MANUFACTURED	15,507	236,804	4,365	99,395
MEDICAL INSTRUMENT N.E.S.	272,088	2,789,308	218,863	1,968,970
FRUIT & VEGETABLE PREPARATIONS	497,782	6,071,651	557,534	5,745,332
FISH PREPARATIONS	213,921	1,165,618	142,699	1,242,974
CEREAL PREPARATIONS	437,046	4,959,494	504,354	3,070,726
GUAR PRODUCTS	598,414	6,015,380	1,685,263	11,562,709
FLOUR & MEAL OF OIL SEEDS		51,757		257,870
FISH MEAL & MEAT MEAL	377,065	1,767,882	87,336	847,485
PETROLEUM PRODUCTS	2,726,880	62,474,896	364,770	561,934
CHEMICAL & CHEMICAL PREPARATIONS	9,059,627	100,821,518	7,528,691	61,754,890
MACHINERY & TRANSPORT EQUIPMENT	2,452,580	26,548,504	2,290,903	20,978,609
ARTICLES OF APPAREL AND CLOTHING				
ACCESSORIES (INCLUDING HOSIERY)	31,619,983	354,518,193	30,799,716	302,023,093
OTHER MANUFACTURED GOODS	46,956,948	555,914,870	52,664,291	583,246,484

10.10 Imports by Economic Categories (Summary)

(Million rupees)

Year/Month	Total	Consumer goods	Raw material		Capital goods
			Consumer goods	Capital goods	
2008-09	2723569.9	348657.1	1337986.1	246599.8	790326.9
2009-10	2910975.3	380826.6	1509081.1	209051.4	812016.2
2010-11	3455285.6	560512.2	1826243.4	239525.0	829005.0
2011-12	4009093.0	552018.1	2251624.0	261940.8	943510.1
2012-13	4349879.5	652553.3	2353818.1	293733.6	1049774.5
2013 Apr	384277.1	59178.0	197496.2	24694.0	102908.9
May	427530.9	65849.9	221666.5	27027.3	112987.2
Jun	388358.4	62762.5	198998.4	24267.1	102330.4
Jul	383244.9	53168.9	201953.0	26745.7	101377.3
Aug	367645.0	61538.9	208163.2	24123.1	73819.8
Sep	399041.6	64145.1	234234.5	21539.6	79122.3
Oct	348471.0	57420.3	190642.1	22097.5	78311.1
Nov	392509.9	68645.2	219302.3	23430.2	81132.2
Dec	380944.2	71020.3	194209.3	24707.2	91007.4
2014 Jan	435995.2	67437.2	228951.9	25427.0	114179.1
Feb	377909.2	72862.9	197700.0	23455.1	83891.2
Mar	362608.8	63065.0	180810.2	26068.0	92665.6
Apr	395104.7	76731.4	196417.9	28438.1	93517.3

Note: Total may not tally due to rounding of figures.



10.11 Imports by Economic Categories (Detail)

(In Thousand Rupees)				
I T E M S	Mar-14	FROM JUL-2013	Mar-13	FROM JUL-2012
GRAND TOTAL	362608819	3448369935	361585009***	3149713109
1. CONSUMER GOODS TOTAL	63065000	579303965	69119269*	464762966
010121 HORSES		7954	2237	4793
010129 OTHER LIVE HORSES				9580
010190 OTHER LIVE ANIMALS		6013		15613
010221 PURE,BRED BREED BOVINE ANIMAL	109052	711808	714639	1751323
010229 OTHER LIVE BOVINE ANIMALS	31918	83318	173444	441095
010420 GOATS, LIVE				124
010511 FOWLS OF SPECIES WT UPTO 185G	50076	421906	143484	355666
010513 DUCKS, WEIGHT UPTO 185 GRAM			218	218
010514 GEESE,WEIGHT UPTO 185 GRAMS			257	257
010594 OTH FOWLS OF THE SPE (CHICKEN)			38036	269961
010599 OTH LIVE POULTRY	30794	291550		47860
020110 CARCASSES BOV ANIMAL FRE/CHILL				1108
020120 OTH CUT WITH BONE BOVIN ANIMAL		2855		
020130 MEAT OF BOV ANIM F/CH BON LESS				626
020210 CARCASSES OF BOVIN ANIMAL FROZ		9044		
020220 OTH CUTS WITH BONE IN,BOV FROZ	848	9699	1179	12802
020230 MEAT BOV ANIMAL FROZE BONELESS	24223	194461	35190	205476
020410 MEAT OF SHEEP/GOAT,F/CHILL/FRO		32		
020421 CARCASSES OF SHEEP,FR/CHILLED				901
020443 OTH MEAT OF SHEEP FROZ BONELES	1308	1308		
020610 EDIBLE OFFAL OF BOV ANIMAL F/C	33159	135547	6684	48208
020622 LIVERS OF BOV ANIMALS FROZEN		267	751	5879
020629 O, EDIBLE OFFAL BOV ANI FROZEN		130		852
020690 OTH EDIBLE OFFAL OF ANIM FROZN				94
020714 CUTS & OFFAL OF FOWLS FROZEN	1187	7532		7632
020727 CUT & OFFAL OF TURKEY,FROZEN	90	6762	544	1378
020745 OTH DUCK MEAT FROZEN		6862		5816
021020 OTH MEAT BOV ANIM DRIED/SMOKED	472	1523		
021099 OTH EDI FLOUR/MEAL OF MEAT/OFL		1521		1197
030111 ORNAMENTAL FISH	2070	14649	1590	7748
030119 OTHER ORNAMENTAL FISH	633	857		653
030191 TROUT, LIVE				655
030199 OTHER LIVE FISH	551	2797	741	3786
030214 ATLANTIC SALMON F/CH EX.FILLET				476
030219 OTH SALMO FISH,EXCL LIVER F/CH		158		1069
030229 O.FLAT FISH,EX.LIVER&ROES.F/CH		417	38	219
030239 OTH TUSAS EXCL LVR/ROES FR/CHL		86		2
030242 ANCHOVIES EX.LIVER/ROES FR/CHL				55
030251 COD FISH EXCL LVR/ROES FRE/CHL				191
030319 O.SALMONIDAE FROZ,EX.LIVER&ROE	25	169	40	479
030329 O.TILAPIAS.EX.LIVERS&ROES FROZ		697		
030339 OTH FLAT FISH,EXCL LIVERS FROZ	51678	776861	9097	201142
030349 OTH TUNAS EXCL LIVER/ROE FROZ				3
030363 COD FISH EXCL LVR/ROES FROZEN	31	295		
030369 O.BREGMACEROTIDAE FAMILI FISH				6
030389 OTH FISH FROZEN EXCL.LIVER&ROE				1548
030431 FISH FILLETS&MEAT.FRESH/CHILL				10935
030439 OTH FISH FILLET/MEAT FRESH/CHI		14014	1960	32078
030449 FRESH/CHI FILLET OF OTHER FISH				1844
030451 OTH FILLETS OF TILAPIAS.FRE/CH		14071	1237	8126
030459 OTH FILLETS OF OTH FISH.FR/CHI		353		
030462 FROZE FILLET/MEAT.CATFISH FISH		66912	29429	233545
030479 FROZ FILLET O.BREGMACER FAMILY		16		
030487 FROZEN FILLETS/MEAT OF TUNAS	48	198	105	392
030489 FROZEN FILLET/MEAT OF OTH FISH				1547
030499 OT FISH FILET/MEAT FRE/CH/FROZ	3454	253353	20499	176822
030510 FLOUR, MEALS & PELLETS OF FISH				19
030520 LIVERS&ROES,DRIED,SMOKED,SALT		16		33

Contd.

10.11 Imports by Economic Categories (Detail)

ITEMS	(In Thousand Rupees)			
	Mar-14	FROM JUL-2013	Mar-13	FROM JUL-2012
030549 OTH SMOKED FISH&FILLET NOT EDI		5		3
030559 OTH DRIED FISH SALT NOT SMOKED		69		60
030561 FISH SALTED.NOT DRIED/SMOKED				105
030569 OTH FISH SALT,NOT DRIED/SMOKED		36		384
030579 OTHER EDIBLE FISH OFFALS		19		
030611 ROCK LOBSTER&SEA CRAWFISH FROZ		68		
030614 CRABS FROZEN FIT FOR HUMAN CON				18
030616 COLD WATER SHRIMPS&PRAWNS FROZ		890		1605
030619 OTH CRUSTACEAN INCL FLOUR/MEAL		34		213
030721 SCALLOPS,LIVE,FRESH,CHILLED				6
030729 OTH,SCALLOPS,CHLAMYS,FROZ,DRY				4
030799 OTH FLOURS MEAL&PEL FOR HUMAN		253		
040110 MILK&CREAM OF A FAT UPTO 1%	86	3160		2386
040120 MILK & CREAM OF A FAT 1% TO 6%		4577		5518
040140 MILK & CREAM.FAT-6% TO 10%	40	126		67
040150 MILK & CREAM.FAT-EXCEEDING-10%		3346		1057
040210 MILK&CREAM IN POWDER FAT 1.5%	537652	6380502	216519	4407910
040221 MILK&CREAM IN POWDER>1.5% FAT	61587	261646	40829	806515
040229 OTH,MILK&CREAM IN POWDER>1.5%	343	14160	644	26753
040291 OTH MILK/CREAM NOT SOLID/SWEET		21786	1693	5979
040299 OTH MILK/CREAM SOLID,SWEETEND	26878	173192	22887	127322
040310 YOGURT	187	7013	93	7916
040390 BUTTER MILK,CURDLED MILK/CREAM	146	2130	21	1680
040410 WHEY AND MODIFIED WHEY CON SUG	228588	1488345	53380	913813
040490 OTH PRODUCT CONSIST NATUR MILK	13767	40523		53804
040510 BUTTER	3227	16364	3091	18325
040520 DAIRY SPREADS		10		15
040590 OTH FATS&OIL DERIVED FR MILK	1279	93054	4284	55129
040610 FRESH CHEESE INCL WHEY,CURD	18543	121086	3378	141882
040620 GRATED OR POWDER CHEESE	182	2305		933
040630 PROCESSED CHEESE NOT GRATED	37596	264251	24051	180255
040690 OTHER CHEESE	1347	5152	47	387
040711 FERTILIZED EGGS FOR INCUBATION	325	7162		140956
040719 FERTILIZED EGGS OF OTHER BIRDS	380	822		2568
040721 O.FRESH EGGS OF CHICKEN(FOWLS)				4
040729 OTH FRESH EGGS OF OTHER BIRDS		457	390	390
040790 OTH BIRD EGG IN SHELL FR/COOKED				1561
040811 EGG YOLKS,DRIED				1354
040819 EGG YOLKS,OTHER THAN DRIED				5
040891 OTH BIRDS,EGG,NOT IN SHELL DRY	421	22816	26296	78357
040900 NATURAL HONEY	7108	84101	1956	46362
041000 EDIBLE PRODUCT OF ANIMAL ORIGN				67
070110 POTATO SEEDS		586730		233192
070190 POTATOES,FRESH OR CHILLED	23787	121626		33761
070200 TOMATOES,FRESH OR CHILLED	2646987	14355426	473817	11244951
070310 ONIONS AND SHALLOTS	177	1470791	503335	1358822
070320 GARLIC	451859	3678303	487958	1615283
070390 LEEK,OTH ALLIACEOUS VEGETABLES		403		1062
070410 CAULIFLOWERS & HEADED BROCCOLI	45	1140	11	453
070490 OTH;EDIBLE BRASSICAS,FRESH/CHI		88764		2887
070511 CABBAGE LETTUCE(H-LETUC)SALAD	360	2861	110	1481
070519 OTHER; LETTUCE		2193	106	1675
070610 CARROTS AND TURNIPS	188	3736		10488
070690 OTH SALAD.BEETROOT,RADISH ETC	96	1409	211	1721
070700 CUCUMBERS&GHERKINS,FRESH/CHL	202	75125		9970
070810 PEAS FRESH OR CHILLED	2245	498854	41	161466
070820 BEANS (SAME),FRESH OR CHILLED	642	42960	37	220
070890 OTH LEGUMINOUS VEGETABLE FR/CH		1614		2511
070920 ASPARAGUS,FRESH OR CHILLED	150	842	75	671
070930 AUBERGINES FRESH OR CHILLED	54678	111841	58	516
070951 MUSHROOMS,FRESH OR CHILLED	225	1540	114	1279

Contd.

10.11 Imports by Economic Categories (Detail)

ITEMS	(In Thousand Rupees)			
	Mar-14	FROM JUL-2013	Mar-13	FROM JUL-2012
070959 OTH MUSHROOMS&TRUFFL FRESH/CH		39	100	195
070960 FRUIT OF GENUS CAPSICUM F/CHLL	179255	728262	124527	219000
070970 SPINACH NEWZEALAND SPINACH FRE	84	253		118
070991 OTH VEGETABLES FRESH/CHILLED			794	794
070992 OTHER OLIVES FRESH OR CHILLED				21
070993 OTH PUMPKINS SQUASH&GOURDS F/C		168		
070999 OTH VEGETABLES FRESH/CHILLED	20799	240468	1065	375236
071010 POTATO, FROZEN.	370	7054		2755
071029 OTH LEGUMINOUS VEGETABLES FROZ		146		98
071030 SPINACH,NEWZEALAND SPINACH FROZ				12
071040 SWEET CORN, FROZEN	37	5252		2747
071080 OTHER VEGETABLES,FROZEN		259		539
071090 MIXTURE OF VEGETABLES,FROZEN		52		38
071120 OLIVES PROVISIONALLY PRESERVED		198	4	16
071159 OTH MUSHROOMS & TRUFFLES		1268		121
071190 OTH VEGETABLES, PRESERVED		602		172
071220 ONION; WHOLE DRIED,CUT	2738	29367	1284	12176
071231 MUSHROOM GENUS AGARICUS DRIED		2472		2944
071233 JELY FUNGI DRY CUT WHOLE SLIC				10
071239 OTH TRUFFLE DRYCUT WHOLE SLIC		19242	74	3301
071290 OTH VEGETABLE MIXTURE DRIED	11333	98659	16036	97719
071310 PEAS DRIED SHELLED	957506	6260035	1214361	10779809
071320 CHICK PEAS DRIED SHELLED	247935	2602143	416367	7446940
071331 BEANS OF SPECIES VIGNA MUNGO	33059	86435		51195
071332 SMALL RED (ADZUKI) BEANS	10	9663		4150
071333 KIDNEY BEANS,INCL WHITE BENAS	322455	4975660	519298	2813522
071339 OTHER BEANS	53348	672390	34821	721556
071340 LENTILES	849351	4709743	204447	1565526
071350 BROAD BEANS & HORSE BEAN	6554	29896	1936	35136
071390 OTH DRIED LEGUMINOUS VEGETABLE	393083	3026959	441010	2401422
071410 MANIOC (CASSAVA)				10
071430 YAMS FRESH,CHILLED,FROZEN/DRIE		34		3
071440 TARO FRESH,CHILLED,FROZEN/DRIE		264		
071490 OTHER ROOTS AND TUBERS	2207	7812	8802	58954
080111 DESICCATED, COCONUTS	56904	540307	33013	364014
080119 OTHER COCONUTS	33447	242782	22457	226148
080121 BRAZIL NUT IN SHELL				257
080131 CASHEW NUT IN SHELL		6001		1012
080132 CASHEW NUT SHELLED	777	214983	5771	112494
080211 ALMOND IN SHELL	13145	220759	1324	176158
080212 ALMOND,SHELLED (GIRI).	1591	423969	4413	247966
080221 HAZEL NUTS,IN SHELL				7
080222 HAZEL NUTS,SHELLED		189		184
080231 WALNUTS IN SHELL(AKHROTE)	417	875		917
080232 WAL NUTS SHELLED(AKHROTE)	302	635		
080251 PISTACHIO IN SHELL		113426		83032
080252 PISTACHIO SHELLED		14525		14722
080280 ARECA(BETAL NUTS)	978324	6225571	373152	4527484
080290 OTHER EDIBLE NUTS	326	3551	26	12433
080310 PLANTAINS,FRESH OR DRIED		4762		8712
080390 OTHER BANANS FRESH OR DRIED		368	66	80708
080410 DATES	77243	160688	43706	159166
080420 FIGS	1263	1597		762
080430 PINEAPPLES	777	4736	856	7856
080440 AVOCADOS				55
080450 GUAVAS,MANGOES,MANGOSTEN F/DRY		510		250
080510 ORANGES	3824	13418	2223	13237
080520 MANDARINS,CLEMENTIN ETC FR/DRY		889		2275
080540 GRAPEFRUIT,INCLUDING POMELOS		424		7
080550 LEMONS AND LIMES		808		81
080590 OTH CITRUS FRUITS FRESH/DRIED.				12

Contd.

10.11 Imports by Economic Categories (Detail)

ITEMS	(In Thousand Rupees)			
	Mar-14	FROM JUL-2013	Mar-13	FROM JUL-2012
080610 GRAPES, FRESH	430070	2204848	1569	1518927
080620 GRAPES, DRIED	937	19555	296	14662
080711 WATERMELONS		74661		205175
080719 OTHER MELONS		88708		38176
080720 PAPAWS;(PAPAYAS/PAPITA)		93		58
080810 APPLE, FRESH	60035	567614	163118	815950
080830 PEARS FRESH	1443	17154	744	39458
080910 APRICOTS;FRESH(KHUBANI)	471	287560	82	514619
080930 PEACHES,(INCLNCTR)ARROO FRESH			54	54
080940 PLUMS AND SLOES		73		64
081010 STRAWBERRIES,FRESH		70		116
081020 RASBERRY,BLACKBERRY,ETC FRESH				6
081040 CRANBERRIES,BILBERRIES FRESH				10
081050 KIWIFRUIT, FRESH		360	50	796
081060 DURIANS FRESH				3
081090 OTHER FRESH FRUITS	144378	774432	17976	327740
081110 STRAWBERRIES,FROZEN		315	100	2726
081120 RASBERRY,BL.BERRY MULBERRY FRZ	247	2601		231
081190 OTHER FRUITS AND NUTS,FROZEN		58		927
081290 OTH FRUIT/NUTS PRESERVED PROVI		1168		
081310 APRICOTS DRIED	1808	4565		8513
081320 PRUNES DRIED	775	3745	136	11708
081330 APPLES DRIED	4033	7498	2442	2692
081340 OTHER DRIED FRUITS	97415	383197	74467	235457
081350 MIXTURE OF NUTS,DRIED FRUITS	1321	1821	31	32320
081400 PEEL OF CITRUS FRUITS/MELONS				347
090111 COFFEE NOT ROAST,NOT DECAFEINE		134		167
090121 COFFEE,ROAST,NOT DECAFFEINATED	1928	7826	233	7562
090122 COFFEE ROASTED,DECAFFEINATED		145		3
090190 OTH COFFEE HUSKS/SKIN/COFE SUB	1717	18774	643	20891
090210 GREEN TEA PACK < 3 KG	366	4701	213	7679
090220 OTHER GREEN TEA(NOT FERMENTED)	39804	522428	29870	511975
090230 BLACK TEA & PARTLY FERMENT TEA	55	7765	166	8866
090240 OTH BLACK TEA,OTH PARTLY F.TEA	2857416	22613638	3262493	28050128
090300 MATE	61	141		475
090411 PEPPER,NEITHER CRUSH NOR GROND	126833	808883	65159	726351
090412 PEPPER CRUSHED OR GROUND				10246
090421 FRUIT OF GENUS CAPSICUM DRIED	56	4509		144652
090422 FRUIT OF GENUS CRUCHED/GROUND		3904	664	66028
090611 CINNAMON NOT CRUSHED OR GROUND	467	12364	2830	22122
090619 OTHER CINNAMON	9664	235458	9098	181501
090620 CINNAMON & TREE FLOWER,CRUSHED		99		13
090710 CLOVES NEITHER CRUSHED/GROUND	34422	236447	15092	145523
090720 CLOVES CRUSHED & GROUND	1815	5001		2568
090811 NUTMEG NEITHER CRUSHED/GROUND	8940	56032	4462	39625
090812 NUTMEG CRUSHED & GROUND		2074		
090821 MACE NEITHER CRUSHED/GROUND	18476	108929	8391	45897
090822 MACE CRUSHED OR GROUND				203
090831 CARDAMOMS NITHER CRUSHED/GRO	114047	598577	89125	683150
090832 CARDAMOMS CRUSHED & GROUND	814	3790	419	820
090921 SEEDS-CORIANDER NITHER CRU/GRO	41690	373857	5898	138205
090922 SEEDS-CORIANDER CRUSHED/GROUND		11153		27266
090931 SEEDS OF CUMIN (WHITE ZEERA)	79286	393057	11344	216209
090932 SEEDS CUMIN.CRUSH/GRO(W.ZEERA)		24		2477
090961 CARAWAY,ANISE,FENL.,JUNI.N-CR/G	4541	53201	8913	84093
090962 CARAWAY,ANISE,FENEL.,JUNI.CR/GR			4339	7194
091011 GINGER NEITHE CRUSHED/GROUND	353215	3507661	336268	2379732
091012 GINGER. CRUSHED OR GROUND		2303		
091020 SAFFRON, (ZAFRAN)			85	127
091030 TURMERIC (CURCUMA)	2369	21294	10474	51251
091091 MIXTU OF PROD H-09.04 TO 09.10		525		1682

Contd.

10.11 Imports by Economic Categories (Detail)

ITEMS	(In Thousand Rupees)			
	Mar-14	FROM JUL-2013	Mar-13	FROM JUL-2012
091099 OTHER SPICES	1818	21408	1227	5766
100119 DURUM WHEAT	1190	11323728		
100199 OTHER DURUM WHEAT & MESLIN		28279		
100210 RYE SEED				18
100310 BARLEY SEED				1228
100390 OTHER BARLEY	9914	92924	334	65683
100490 OTHER OATS		9421		149488
100510 SEED, MAIZE	217822	4407905	147789	3296000
100590 OTHER MAIZE (CORN)	11990	53875	7487	15745
100610 RICE IN HUSK (PADDY OR ROUGH)	207915	917936	246922	1934714
100620 HUSKED (BROWN) RICE			12	468
100630 SEMI/WHOLLY MILLED RICE/POLIS	3781	150840	4602	1479115
100640 BROKEN RICE				
100710 SEED GRAIN SORGHUM(JAWAR)		2198	9033	9123
100790 OTHER GRAIN SORGHUM(JAWAR)		1194		
100810 BUCK WHEAT		103		7317
100821 MILLET (BAJRA)	737	27101	6637	65701
100829 OTHER MILLET (BAJRA)	12219	49214		23162
100830 CANARY SEED	8440	17056	839	2925
100890 OTHER CEREALS		2949		3179
110100 WHEAT OR MESLIN FLOUR	3731	233307	8970	1617278
110220 MAIZE (CORN) FLOUR		26		2416
110290 OTHER CEREAL FLOUR		4922		824
110311 GROATS AND MEAL OF WHEAT		68	77553	246559
110313 GROATS&MEAL OF MAIZE (CORN)	4140	20165	2133	9441
110319 GROATS AND MEAL OF OTH CEREAL		45		48549
110412 ROLLED OR FLAKED, OATS.				116
110422 OTHER WORKED GRAIN OF OATS	1610	14848	932	12550
110423 OTH WORK GRAIN OF MAIZE (CORN)	525	525		195
110429 OTH WORK GRAIN OF OTH CEREALS		8259	2785	6372
110510 FLOUR,MEAL&POWDER OF POTATOES	24887	263048	36156	224201
110520 FLAKE,GRANULE/PELLETS POTATOES	331	4984	6987	13057
110620 FLOUR,MEAL POWDER OF SAGO/ROOT		24		82
110630 FLOUR,MEAL POWDER PRD CHAPT-8		1085		212
110720 MALT ROASTED	16576	16576		
110811 WHEAT, STARCH				60
121010 HOP CONES,NEITHER GROUND/POWDE				2265
121020 HOP CONES,GROUND POWDER PELLET	7661	10151		
121120 GINSENG ROOTS		2930	2315	5172
121229 OTHER SEAWEDS& OTHER ALGAE	100	5095	3798	4072
121292 LOCUST BEANS (CAROB)				6
121299 OTHER FRUIT STONE&KERNELS/VEG		528		8797
121300 CEREAL STRAW & HUSKS,IN PELLET	53856	285229	22020	93753
121410 LUCERNE (ALFALFA) MEAL&PELLETS		12026		10
121490 OTH SWEDES,MANGOLDS,FODDER,HEY	74	265		74
130120 GUM ARABIC	2770	86021	1899	61064
160231 OTH PREP/PRESV MEAT OF TURKEY				186
160232 OTH PREP/PRESV MEAT OF FOWLS	22255	308785	27983	159111
160239 OTH PREP/PRESV,MEAT OTH POLTRY	11328	90027		29794
160250 OTH PREP/PRES MEAT BOVIN ANIML	138	17028	1541	18989
160290 OTH PREP MEA OFL,BLOOD ANIMAL				453
160300 EXTRACT/JUICE OF MEAT,FISH ETC				21
160411 SALMON,FISH,WHOLE/PIE NOT MICE		7		32
160413 SARDINE,BRISL/SPRAT W/P N-MINC		137		75
160414 TUNAS,SKIPJACK,BONITO,WHOLE/PC	266	949	251	1400
160415 MACKERAL,WHOLE/DIECE NOT MINCE				3
160416 ANCHOVIES,WHOLE/PIECE NOT MINC				4
160419 OTH FISH,WHOLE/PIECE NOT MINCE	1584	20594	1160	12753
160420 OTH FISH PREPARED PRESERVED	347	13227	227	8573
160432 CAVIAR SUBSTITUTES				18
160510 CRAB,PREPARED OR PRESERVED.	77	287	38	382

Contd.

10.11 Imports by Economic Categories (Detail)

(In Thousand Rupees)				
I T E M S	Mar-14	FROM JUL-2013	Mar-13	FROM JUL-2012
160529 OTH SHRIMPS&PRAWN PREPARED/PRE		58		
160551 OYSTERS PREPARED OR PRESERVED				83
160553 MUSSELS PREPARED OR PRESERVED				52807
160569 OTH AQUATIC INVERTEBRATES.P/PR	85	85		
170112 BEET SUGAR RAW NOT CONT FLAVOR		62	461	1285
170113 GUR (JAGGERY)N-CON FLAVOUR/COL		74		31
170191 O.CANE/BEET SUGAR CON.FLAVI/COL		3933	2624	6777
170199 OTH CANE/BEET SUGAR PURE SUC	65032	502906	48281	345041
170211 LACTOSE & LACTOSE SYRUP WT 99%	67772	735676	261609	861288
170219 OTH,LACTOSE AND LACTOSE SYRUP	4879	26767	246	4754
170220 MAPLE SUGAR AND MAPLE SYRUP		357		
170230 GLUS SYP,DRY STAT FRVCT <20%	45959	342035	26813	271638
170240 GLUCOSE/GLUCOSE SYRUP<20% FRUC		866		100
170250 CHEMICALLY PURE FRUCTOSE		213		407
170260 OTH FRUCTOS SYP,50% WT OF FRAC			19	467
170290 OTH SUGAR INCL INVERT SUGAR	63273	426404	41784	265872
170310 CANE MOLASSES		290		
170410 CHEWING GUM,WH/NOT SUGA COATED	6509	52061	3251	46169
170490 OTH SUGAR CONFECT NOT CON COCA	45693	382034	38760	315276
180100 COCOA BEANS,WHOLE,BROKEN,ROAST		6		
180310 COCOA PASTE,NOT DEFATTED(LICOR	1468	154623	7006	93411
180400 COCOA,BUTTER,FAT AND OIL	817	299294	29281	184014
180500 COCOA POWDER,NOT CON ADDED SUG	80754	960006	48161	615020
180610 COCOA POWDER,CON ADDED SUGAR		704	78	365
180620 OTH PREPA WT2KG,PAS,BLOCK SLAB	14937	318281	51452	445315
180631 OTH FOOD PREP COCOA BARS FILD	17380	220249	9438	144529
180632 OTH FOOD PREP COC BAR NOT FILD		5284		1495
180690 OTH,FOOD PREP CONT COCOA LIQUD	9378	128915	15866	124183
190110 FOOD PREP FOR INFANT USE	519440	4223991	494150	3241964
190120 MIXES&DOUGHS FOR PREP BAKER	3666	63125	5237	27050
190190 OTH FOOD PREP OF FLOUR,MEAL	214277	1353539	85003	990790
190211 UNCOOK PASTA,NUT STUFED CON EGG	32	650	7	355
190219 OTHER,UNCOOKED PASTA.	4044	12209	271	10804
190220 STUFFED PASTA,WHETH/NOT COOKED		12	4	362
190230 OTHER PASTA	1347	13157	1120	10245
190240 COUSCOUS WHETER OR NOT PREPARE		46		15
190300 TAPIOCA&SUBSTI PRE FRM STARCH	5342	47028	2475	30637
190410 PREP FOOD,SWLL/ROAS OF CEREALS	13884	162067	15031	180973
190420 PREP FOOD UNROAST CEREAL FLAKE	3180	13868	3138	9756
190430 BULGUR WHEAT		11		3
190490 OTH PREP FOOD OBTAIN BY CEREAL	13165	95149	7395	55077
190510 CRISPBREAD AND BUNS		503		4
190520 GINGER BREAD AND THE LIKE.				50
190531 SWEET BISCUITS	16033	52929	1148	19378
190532 WAFFELS AND WAFERS	7534	74426	11950	84917
190540 RUSK,TOASTED BREAD & PRODUCTS	61	41535	2236	41625
190590 OTHER BAKERY PRODUCTS	27322	168713	47047	106668
200110 CUCUMBER,GHERKINS PREP/PRESERV		1720	16	95
200190 OTH VEG FRUIT,NUT,PRES VIN/ACE	350	13814	775	5488
200210 TOMATOES,WHOLE/PIECE,PREP/PRSV		1045	152	404
200290 OTH,TOMATO/PRE/PRSV O/TH VINGER	52428	350880	11547	125357
200310 MUSHROOM,PREP/PRSV O/TH VINHER	2023	21421	3505	15277
200390 OTH MUSHROOM&TRUFFLE PREPARED	158	3467	34	2141
200410 POTATO,PREP/PRSV,O/TH VINGERS	73570	427939	24364	165829
200490 OTH VEG MIX/VEG PREP O/TH VING	23565	149352	10544	103286
200510 HOMOGENIZED VEGETABLES	78	89		218
200520 POTATO PREP O/TH VING NOT FROZ	1259	16072	856	12111
200540 PEAS PREP O/TH VINGER NOT FROZ	13	2926		1810
200551 BEAN SHELD PREP O/TH VING N/FZ		404	37	643
200559 OTH BEAN PREP O/TH VING NOT FZ	4175	17191	894	11912
200560 ASPARAGUS,PREP O/TH VING N-FZ		216		85

Contd.

10.11 Imports by Economic Categories (Detail)

ITEMS	(In Thousand Rupees)			
	Mar-14	FROM JUL-2013	Mar-13	FROM JUL-2012
200570 OLIVES PREP O/TH VING NOT FROZ	12454	64225	3088	39158
200580 SWEET CORN,PREP/PRESV NOT FROZ	4384	28120	573	20106
200591 OTH VEGETABLES& MIXTURE OF VEG		715		592
200599 OTH VEGE PREPARED OR PRESERVED	2043	13425	382	15031
200600 VEG,FRUIT,NUTS,PEEL PRE BY SUG	42	955	17	456
200710 HOMOGENENISED PREPARATIONS	33	872	26	1159
200791 OTH,CITRUS FRUIT COOKED PREP		129		24
200799 OTH JAM,FRUIT,JELLY,MARMALADE	3627	42003	278	24653
200811 GROUND NUTS,PREP/PRESERVED	306	3022		3495
200819 OTH NUTS/SEED INCL MIXTURES	2011	17613	21	6814
200820 PINEAPPLES,PREPARED/PRESERVED	33100	217225	36916	259042
200830 CITRUS FRUIT,PREPARE/PRESERVED	24024	65097	83	46079
200840 PEARS,PREPARED OR PRESERVED	749	9798	5353	14371
200850 APRICOTS,PREPARED OR PRESERVED		49	2	139
200860 CHERRIES,PREPARED OR PRESERVED	3392	11079	710	6299
200870 PEACHES,PRPARED OR PRESERVED		109056	15538	80148
200880 STRAWBERRIES,PREPARE/PRESERVED	1640	7040	1897	6642
200893 CRANBERRIES				7
200897 MIXTURES OF FRUITS,NUTS&PLANTS	9892	193149	5592	155433
200899 OTH FRUITS,NUT/EDIBLE PLANTS	3444	27900	2351	22563
200911 ORANGE JUICE,FROZEN		12288	20024	27150
200912 ORANGE JUICE,NOT FROZEN			205	271
200919 OTHER ORANG JUICE	55184	425591	29681	185205
200921 GRAPEFRUIT JUICE,BRIX VAL=20		40		
200929 OTHER GRAPE FRUIT,JUICE		496	974	2056
200931 JUICE OF ANY SINGL CITRUS FRUT		551		227
200939 OTH JUICE OF ANY CITRUS FRUIT		6585	138	1168
200949 OTHER PINEAPPLE JUICE	5923	33464		3526
200950 TOMATO JUICE		74		2
200969 OTHER GRAPE JUICE	17117	363504	97926	212110
200979 OTHER APPLE JUICE	57321	281566	52197	302196
200981 CRANBERRY JUICE		66		
200989 OTHER JUICE OF FRUIT/VEGETABLE	13384	75513	1099	134335
200990 MIXTURES OF JUICES	4837	39928	3300	32652
210111 EXTRACT,ESSENCE/CONC COFEE/PRE	24854	287890	10993	69423
210112 PREP WITH A BASIS OF EXTRA/COF	1476	10524		3915
210120 EXTACT,ESSENCE ETC OF TEA MATE		5071	1667	4189
210130 ROASTED CHICORY/OTH COFEE/SUB			226	226
210210 ACTIVE YEASTS	38911	382646	34793	290056
210220 INACTIVE YEASTS,OTH SINGL CELL		6698	1047	12682
210230 PREPARED BAKING POWDERS	1729	11772	1358	14745
210310 SOYA SAUCE	7754	119697	12323	83914
210320 TOMATO KETCHUP/OTH TOMATOSAUC	7907	47811	2470	24147
210330 MUSTARD FLOUR/MEAL/PREP MUSTAR	766	8607	420	4647
210390 OTH SAUCES PREP/MIX SEASONING	24109	127242	9086	86335
210410 SOUPS/BROTHS & PREP THEREOF	348	520	24	442
210420 HOMOGENISE COMPOSITE FOOD PREP		78	7	215
210500 ICE CREAM,OTH EDIBLE ICE	5658	27093	2788	15534
210610 PROTEIN CONCENTRATE/TEXT PROT	768	28847	2670	38293
210690 OTH FLAVOURING POWDER/CONCT	344980	3559065	304518	2306944
220110 MINERAL WATERS/AERATED WATERS	680	8095	1771	7810
220190 OTH,NATURAL/ARTIFICIAL WATERS	63	1906	249	3393
220210 WATER,MINERAL/AERATED WATER	23283	268596	48904	292242
220290 OTH WATER/OTH NON ALCOLIC BEVG	7449	65669	8079	70085
220300 BEER MADE FROM MALT	4045	27047	7008	43886
220410 SPARKLING WINE	1725	21968	7010	58672
220421 OTH WINE OF FRESH GRAPES<2LT		421		587
220429 OTH WINE OF FRESH GRAPES>2LT	530	5306		345
220430 OTH GRAPE MUST INFERMENATION		116		
220600 OTH FERMENTED BEVERAGES/MXTURE				17075
220820 SPIRIT OBT BY DISTIL GRAPEWINE	1247	8735	1679	12412

Contd.

10.11 Imports by Economic Categories (Detail)

ITEMS	(In Thousand Rupees)			
	Mar-14	FROM JUL-2013	Mar-13	FROM JUL-2012
220830 WHISKIES	2506	31984	13645	63044
220840 RUM&OTH SPIRITS DISTILL SUGAR		226	687	1381
220850 GIN AND GENEVA	162	3240	413	3267
220860 VODKA	449	2815	2321	13686
220870 LIQUEURS AND CORDIALS	193	1929	1187	10810
220890 OTH SPIRIT/SPIRITOUS BEVERAGES	333	19478	1883	41228
220900 VINEGAR&SUBSTITUTE,ACTIC ACID	754	5903	80	4318
230110 FLOURS,MEALS,PELLETS,OF MEAT				271
230120 FLOURS,MEALS,PELLETS,OF FISH		8300		20
230210 BRAN SHARP & RESIDUES OF MAIZE				96
230240 BRAN SHARP RESIDUE OF OTH CERL		112		
230310 RESID.STARCH MANUF&SIM RESIDUE		97		1223
230400 OIL-CAKE/OTH S/RESID SOYABEAN	5331286	26784015	3984239	24293781
230610 OIL-CAKE/OTH RES.COTTON SEED				3738
230630 OIL CAKE/OTH SUNFLOWER SEEDS	12270	70481		22578
230641 OIL CAKE/OTH RESID COLZA SEEDS	178086	919011		
230649 OIL CAKE/OTH RESID RAPE SEEDS	19573	207812		511974
230650 OIL CAKE/OTH RESIDUES,COCONUT				151145
230660 OIL CAKE/OTH RESIDUE,PALM NUTS	84777	428438	173223	518131
230690 OIL CAKE/OTH SOLID RESIDUE,VEG		719		111
230800 VEG MATL & VEG WASTE,VEG RESID			988	988
230910 DOG/CAT FOOD,PUTUP RETAILSAL	6983	41752	2461	29489
230990 OTH,PREP USED IN ANIMAL FOOD	466705	2621069	198299	2052575
240110 TOBACCO,NOT STEMMED/STRIPPED	2885	29551		1079
240210 CIGAR,CHEROOTS CONTAIN TOBACCO	93	2166		1597
240220 CIGARETTES CONTAINING TOBACCO	35115	243953	30676	125845
240290 CIGAR,CHEROOTS/TOBACCO SUBST	215	1434		999
240311 WATER PIPE TOBACCO				132
240319 OTHER SMOKING TOBACCO		404	8669	13014
240391 HOMOGENISE/RECONSTITUTE TOBACO		12076		6976
240399 OTH MANUFACTURED TOBACCO/EXTR	5746	19684	543	7449
271012 LIGHT OILS AND PREPARATIONS	14187456	170388174	20642589	127298504
271019 KEROSENE,INCL KER.TY. JET FUEL	377904	5151154	1077301	8660884
293500 SULPHONAMIDES	155327	1270075	129623	1102247
293621 VITAMIN A ITS DERIVATIVE UNMIX	23212	179112	15422	155462
293622 VITAMIN B1/ITS DERIV UNMIXED	13017	130860	21220	162779
293623 VITAMIN B2/ITS DERIV UNMIXED	6629	122204	8410	108270
293624 D-,DL-PANTOTHENIC ACID(VITB3B5	12721	155004	11139	166015
293625 VITAMIN B6/ITS DERIV UNMIXED	13616	214816	13689	211135
293626 VITAMIN B12/ITS DERIV UNMIXED	27590	242116	20260	204345
293627 VITAMIN C/ITS DERIVATIVE UNMIX	66315	267165	23309	281323
293628 VITAMIN D/ITS DERIVATIVE UNMIX	45528	455790	55934	537007
293629 OTH VITAMIN/ITS DERIV UNMIXED	53047	458274	70848	367895
293690 OTH INTER-MIXTURE PROVITAMINS	29985	144974	20268	173160
293712 INSULINE AND ITS SALTS	38794	124819	19624	102561
293719 OTHER POLYPEPTIDE HARMONES	4494	67107	5172	77161
293721 CORTISONE/HYDRO/PREDNISONE ETC	28817	346095	31501	221732
293722 HALOGENATE DERIV ADERNAL HORMN	71023	651171	45480	581332
293723 OESTROGENS AND PROGESTOGENS	67896	422854	74410	259546
293729 OTH,STEROIDAL HARMONES,DERIVAT	46612	196172	30862	229564
293750 PROSTAGLANDINS,THROMBOXANES&DR	3719	70696	4240	66869
293790 OTH HORMONES/ITS DERIVATIVES	30429	422051	74286	478542
293810 RUTOSIDE(RUTIN)/ITS DERIVATIVE		1568		1620
293890 OTHER, GLYCOSIDES	17322	85081	5025	79654
293911 CONCENTRATES OF POPPY STRAW		150059		94282
293919 OTH ALKALOIDS OF OPIUM/DERVATI	5952	98367	7366	56117
293920 ALKALOID CINCHONA/DRV SALT		1655		2223
293930 CAFFEINE AND ITS SALTS	44253	217915	8826	205148
293949 OTHER,EPHEDRINE AND ITS SALTS		113198	26460	160471
293959 OTH THEOPHYLLINE/AMINOPHLLINE	10035	160882	13969	131027
293969 OTH ALKALOID OF RYE ERGOT/SALT	31496	65495	67333	176823

Contd.

10.11 Imports by Economic Categories (Detail)

(In Thousand Rupees)				
I T E M S	Mar-14	FROM JUL-2013	Mar-13	FROM JUL-2012
293991 COCAINE ECGONINE,SALTS,ESTERS		1820		1405
294000 SUGARD O/T SUCROSE/LACTOSE ETC	40375	265642	20518	320135
294110 PENCILLINE/DERIV/ACID/SALT ETC	31707	194518	6704	97922
294120 STREPTROMYCIN/DERIV/SALT THROF	3102	85256	1191	60661
294130 TETRACYCLINE/DERIV/SALT THROF	32750	378874	19145	312760
294140 CHLORAMPHENICAL/DERIV/SALT	10165	85144	10717	94876
294150 ERYTHROMYCIN/DERIV/SALT THROF	116754	1221756	132580	1056007
294200 OTHER ORGANIC COMPOUNDS.	1914	33732	2557	14707
300190 OTH GLAND ORGAN,EXTRACT,HAPRIN	17	476		2963
300210 ANTISERA/OTH BLOOD FRAC MODIFY	4070	93385	11043	56559
300220 VACCINES FOR HUMAN MEDICINE	1263815	18999340	3364878	20357736
300230 VACCINE VETERINARY MEDICINE	252948	1863612	210675	1740242
300290 OTH HUMAN/ANIMAL BLOOD,THERAPC	35011	552363	53018	337788
300310 MEDICAMENT PENCILLIN DERV/ACID		1522		4227
300320 MEDICAMENT OTH ANTIBIOTICS	3922	97683	9222	81009
300339 OTH,MEDICEMENT HARMONE ANTIBTC	130189	396825	18313	440445
300340 ALKALOID DERV NOT CONT HARMONE				17517
300390 OTH MEDICEMENT NES-NOT-R-SALE	21207	552904	104676	451378
300410 MEDICAMENT,PENCILLIN DERV/ACID	11381	218378	9220	152811
300420 MEDICAMENT OTH ANTIBIOTICS	128479	1911485	189822	1809533
300431 MEDICAMENT INSULIN NOT ANTIBTC	97790	1361157	90828	1170079
300432 MEDICIMENT ADERN CORTC HARMONE	32519	172475	13565	243825
300439 OTH MEDICIMENTHARMONE NOT ANT	65503	1276910	141287	1392006
300440 MEDICAMENT ALKALOID DERV ANTI	14261	184407		83138
300450 OTH MEDICAMENT VITAMIN/OTH PRO	107770	737204	28502	465184
300490 OTH MEDICAMENT THERAPEUTIC USE	2494355	18639046	2444582	14813838
300510 SURGICAL TAP IN JAMBO ROLLS	36031	240680	41969	202721
300590 OTH WADDING,GAUZE,BANDAGE ARTI	29320	599882	11877	135359
300610 STERILE SURGICAL CATGUT, ETC	14090	516442	71049	480549
300620 BLOOD-GROUPING REAGENTS	297	3011	339	1619
300630 OPACIFY X-RAY EXAM DIAGNOSTIC	1579	19182	2983	16563
300640 DENTAL CEMENT/DENTAL FILLING	15834	90011	16623	66938
300650 FIRST AID BOXES AND KITS.	17	1755	624	236405
300660 CHEMICAL CONTRACEPTIVE HORMONE	25782	346860		382502
300670 GEL PREP HUMAN/VETERNARY USE	1678	7754	464	5687
300691 APPL IDENTIFIABLE, OSTOMY USE	2780	24942	6789	31667
321519 PRINTING INK EXCL. BLACK	122257	992770	76468	744595
321590 OTH WRITING/DRAWING/OTH INK	35682	180448	26582	176240
330112 ESSENTIAL OIL OF ORANGE	18161	66461	6333	74174
330113 ESSENTIAL OIL OF LEMON	14100	35438	9318	33928
330119 OTH ESSENTIAL OIL/CITRUS FRUIT	17857	185907	82493	340078
330124 ESSENTIAL OIL OF PEPRAMINT	3771	17736		16732
330125 ESSENTIAL OIL OF OTHER MINTS		6020		1557
330129 OTH ESSENTIAL OIL O/T CIT FRUT	5799	73479	4921	66480
330130 RESINOIDS		747		232
330190 OTH,CONCENTRATE ESSENT OIL NS	11395	89601	5885	54499
330210 MIXTURE ODORIFEROUS SUBS&MIXT	204868	1680261	270123	1619786
330290 OTH,MIXTURE,ODORIFEROUS SUBST	320730	2632951	216988	2210693
330300 PERFUMES AND TOILET WATERS	26824	470924	127993	704587
330410 LIP MAKE-UP PREPARATIONS	6519	69868	3376	45114
330420 EYE MAKE-UP PREPARATIONS	9077	93207	6428	72269
330430 MANICURE/PEDICURE PREPARATIONS	4396	33492	1124	25523
330491 POWDER WHETHER/NOT COMPRESSED	20281	192772	19659	125200
330499 OTH,BEAUTY/MAKE-UP PREPARATION	69534	761758	80493	569084
330510 SHAMPOOS	311195	2040440	173418	1428669
330520 PREP PERMANENT WAVING/STRAIGHT	3399	37946	722	19549
330530 HAIR LACQUERS	311	3311	678	4290
330590 OTH PREP USE ON HAIR	51364	437696	48818	387345
330610 DENTIFRICES	14803	152492	5336	103044
330620 YARN,CLEAN TEETH(DENTAL FLOSS)	23	507	16	130
330690 OTH,PREP ORAL/DENTAL HYGIENE	67	2682	408	14066

Contd.

10.11 Imports by Economic Categories (Detail)

(In Thousand Rupees)				
ITEMS	Mar-14	FROM JUL-2013	Mar-13	FROM JUL-2012
330710 PRE/AFTER SHAVE PREPARATION	12206	100907	7777	51725
330720 PERSONEL DEDORANT&ANTIP RSPRNT	36876	220105	18518	159194
330730 PERFUMED BATH SALT/OTH PREP	1027	5478	2220	7770
330741 AGARBATTI/OTH ODORIFEROUS PREP	70	613	7	57
330749 OTH PREP PERFUMING ROOM/RELIGS	12599	101666	22409	101235
330790 OTH,DEPILATORY/PERFUM ETCPREP	7207	36721	798	14407
340111 SOAP&ORGANIC SURFAC-ACTIV PROD	125086	780677	97477	771482
340119 OTH,SOAP ORG-SURFAC-ACT PROD	20374	182237	26702	128050
340120 SOAP IN OTHER FORMS	79836	491623	26904	322352
340130 ORGANIC SURFACE ACTIVE PRODUCT	19625	252425	22590	126705
340211 ORGANIC SURFACE-ACTIVE AGENT	307507	2530775	243928	1826583
340212 ORGANIC SURFACE ACTIVE CATIONC	17576	268597	12911	342628
340213 ORG SURFACE ACTIVE NON-IONIC	272722	2233748	222771	1707079
340219 OTH ORG SURFACE ACTIVE AGENT	20072	217564	16220	117497
340220 ORG SURF PREP PUTUP FOR R-SALE	12677	123829	6966	167643
340490 OTH, ART/PREP WAXES	136879	828606	77182	649240
340510 PO/CREAM FOR FOOTWEAR/LEATHER	5927	58627	6303	53826
340520 POL/CREAM/PREP, WOOD FURNITURE	92	17640	42	108997
340530 POL/CREAM/PREP,COACHWORK/METAL	879	12190	6116	9561
340540 SCOURING/PASTE/POWDER/OTH PREP	188	1825		1229
340590 OTH POL/CREAM/PREP,F-WEAR/LETH	11895	136085	3859	95843
350190 OTH CASEINATE DERIV CASEN GLUE	3	28921	4288	57360
350211 EGG ALBUMIN DRIED		13824	13254	25529
360300 SAFETY FUSES DETONATING FUSES	11607	171255	1526	156989
360410 FIREWORKS				7
360490 OTHER,PYROTECHNIC ARTICLES				225
360500 MATCHES O/T PYROTECHNIC				1209
360610 LIQUID/LIQUEFIE GAS FUEL	1752	6120	10	2395
391740 FITING FOR TUBE ETC OF PLASTIC	28804	244755	17468	256949
391810 FLOOR COVERING OF POLYMERS V-C	13851	129855	9232	87223
392190 OTH PLATE,SHEET ETC OF PLASTIC	117618	1059525	68422	898417
392210 BATH,SHOWER WASH BASIN OF PLAS	1383	22864	122	19516
392220 LAVATORY SEAT/COVER OF PLASTIC	1009	12198	369	4237
392290 OTH FLASH/SIM SANITARY PLASTIC	1461	21398	807	12879
392310 BOXES,CASES,CRATES PLASTIC	78947	500182	78654	507840
392321 SACK&BAG OF POLYMER OF ETHYL	47841	430856	77846	126684
392329 SACKS & BAG OF OTHER PLASTICS	51054	645922	59190	527187
392330 CARBOYS,BOTTLES,FLASKS ETC	38574	310647	20680	276031
392340 SPOOLS,COPEs,BOBINS ETC PLASTC	29496	284741	32370	221462
392350 STOPPERS,LIDS,CAPS ETC OF PLAS	70699	731587	52169	585170
392390 OTH ARTICLES FOR CONVEYANCE NS	41554	373261	58724	294316
392410 TABLEWARE KITCHENWARE OF PLAST	25549	139114	4306	42570
392490 OTH,HOUSEHOLD/TOILET ARTICLES	14652	146610	17186	98891
392510 RESERVOIRS,TANKS,VATS>300 LTRS	112	60473		3229
392520 DOOR,WINDOWS FRAME&H-HOLD PLAS	3363	9137		7999
392530 SHUTTERS,BLINDS&PARTS OF PLAST	585	5801	308	4951
392590 OTH,BUILDER-WARE OF PLASTIC,NS	26965	269071	15979	151539
392610 OFFICE/SCHOOL SUPPLY PLASTIC	5259	38316	106	17923
392620 ARTICLE OF APPAR CLOTHING PLAS	18547	184872	16104	131470
392630 FITTING FOR FURNITUR/COACH PLA	24	4945		4392
392640 ORANMENTAL ARTICLES OF PLASTIC	20444	172788	7618	148273
400942 TUBE,PIPERUB WITH OTH.METL.FIT	5961	59756	2121	76816
401011 CONVEYOR BELTS WITH METALS	3763	16600	5052	44331
401012 CONVEYOR BELTS WITH TEX-METACS	68786	374362	6557	117210
401019 OTH CONVEYON BELT OR BELTING	59466	285395	29939	242802
401031 TRANSMISSION BELTS 60-180 CM	19019	199332	14058	163856
401032 TRANSMISSION OTH BELT 60-180 CM	13377	133129	13115	162682
401033 TRANSMISSION BELT 180-240 CM	1147	5007	2919	10537
401034 TRANSMISSION BELT OTH 180-240CM	1314	9051	55	7755
401035 TRANSMISSION SYN.BELT 60-150CM	374	9168	2764	12798
401036 TRANSMISSION SYN.BELT 150-198CM	2219	8334	713	5371

Contd.

10.11 Imports by Economic Categories (Detail)

(In Thousand Rupees)				
I T E M S	Mar-14	FROM JUL-2013	Mar-13	FROM JUL-2012
401390 OTHER INNER TUBES,OF RUBBER	5549	72640	1189	68823
401410 SHEATH CONTRACEPTIVES	22945	996173	370845	846773
401490 OTH HYG/PHARMACEUTICAL ARTL	232	11251	7743	21397
401511 GLOVES,RUBBER,SURGICAL	25927	279089	45945	255680
401519 OTHER GLOVES,RUBBER	19254	126897	6867	83342
401590 OTH ARTI APPRL/CLOTH ALL PURPS	11890	95467	11856	74285
401610 ARTICLES OF UNHARD CEL VUL RUB	8005	93231	6105	100305
401691 FLOOR COVERING & MATS, RUBBER	2156	19583	338	4220
401692 ERASERS, RUBBER	19050	279275	9617	180401
401693 GASKETS,WASHERS,SEALS,OF RUBB	136884	1251244	184081	1211792
401694 BOAT/DOCK FENDERS,OF RUBBERS	466	153861		188470
401695 OTH INFLATABLE ARTICLE OF RUBB	44	10981	216	9438
401699 OTH ARTICAL UNHARD VUL RUBBER	189733	1534596	112419	1213844
420100 SADDLERY&HARNESS FOR ANIMALS	24	233	48	237
420211 TRUNKS,SUITCASE,VANITY-CASES	1897	26086	2968	29799
420212 TRUNK,SUITCA,SATC ETC PLAS/TEX	23237	463589	21722	342483
420219 OTH TRUNK,SUITCASE,VANITY-CASE	2385	25399	2605	42330
420221 HANDBAG,COMP/PATENT LEATHER	37779	287057	208	115026
420222 HANDBAGS,PLASTIC/TAXT MATERIAL	3374	88822	6754	72507
420229 OTH HANDBAGS,WITHOUT HANDLES	20648	192208	10231	164461
420231 ARTI.CARIED.IN POCKET. LEA/COM	5221	18651	544	7351
420232 ARTIC CARIED IN POCK TAXT MATE	169	3427	604	4421
420239 OTH,ARTI CARRIED IN HAND/POCKET	2897	24641	1370	19906
420291 OTH CONTAINER O/S OF LEA/COMPS		9538		576
420292 OTH CONTAINER O/S PLAS/TEXTILE	1565	10682	2678	26258
420299 OTH CASES VULCANISED FIB/PBOA	1823	13165	3203	26095
420310 ARTICLES OF APPAREL	3054	40295	2241	92269
420321 GLOVES,MITTENS & MITTS SPORTS	77	1277	80	5843
420329 OTH LEATHER GLOVES	1208	55392	4148	38537
420330 BELTS AND BANDOLIERS	14287	245202	3096	244328
420500 OTH ART LEA/COMP LEA TECHNICAL	379	26261	411	24503
430310 ARTI APPAR CLOTH ACCE FURSKIN		3230	37	235
430390 OTHER, ARTICLES OF FURSKINS		120		27
430400 ARTICLE OF FUR&ARTICLE THEREOF		22122	1979	19372
440131 WOOD PELLETS				25
440139 SAW DUST & WOOD WASTE & SCRAP	314	5429		4135
440210 WOOD CHARCOAL OF BAMBOO NOT AG		582		724
441300 DENSIFIED WOOD,BLOCK,PLATE,ETC	2869	17377	1060	37937
441600 CASK,BARREL,VAT,TUB&OTH PRODCT		34848		33
441890 OTH BUILDERS JOINERY/CARP WOOD	26247	185454	13722	113255
441900 TABLEWARE&KITCHENWARE OF WOOD	1313	17991	365	18644
442010 STATUETTES/OTH ORNAMENT WOOD		1372	143	2264
442090 OTH WOOD MARQUETRY&INLAID WOOD	4786	24777	388	41182
442110 CLOTHES HANGERS OF WOOD	1165	9970	1348	5550
450490 OTH, ARTICLES AGLOMERATED CORK		2		387
460121 MATS,MATTING&SCREEN OF BAMBOO		5886		2044
460122 MATS,MATTING&SCREEN OF RATTAN		4		
460129 OTH MATS,MATTING&SCREN VEG MAT		154	33	241
460192 OTH MATTING&SCREEN OF BAMBOO		444		
460199 OTH PLATING MATERIAL N.E.S	202	1747	11	744
460211 BASKETWORK&OTH ARTICL OF BAMBO		1907	1638	5640
460212 BASKETWORK&OTH ARTIC OF RATTAN		4		50
460219 BASKETWORK&OTH ART OF VEG MATE	50	1138		1326
481200 FILTER BLOCK,SLAB OF PAPERPULP	85	2634		2592
481310 CIGRETTE PAPER IN BOOKLET/TUBE	482	2472	167	273
481490 OTHER WALLPAPER & COVERINGS.	761	2617		3999
481620 SELF-COPY PAPER				685
481690 OTHER COYING PAPER, C/T SIZE.	368	6043	636	10755
481710 ENVELOPES	3650	13053	726	6036
481720 LETTER CARDS, PLAIN POSTCARDS	41	233	151	446
481730 BOXES,POUCHES,PAPER STATIONERY	1289	7744	889	4199

Contd.

10.11 Imports by Economic Categories (Detail)

ITEMS	(In Thousand Rupees)			
	Mar-14	FROM JUL-2013	Mar-13	FROM JUL-2012
481810 TOILET PAPER	1269	79253	464	31541
481820 HANDKERCHIEFS, TISSUES & TOWELS	3435	50993	7777	54030
481830 TABLE CLOTHS & SERVIETTES	254	2897		1306
481850 ARTICLES OF APPAREL & CLOTHING	496	1622	209	7269
481890 OTH ARTI LINEN, P&P GARMET/ASSE	3091	60319	2753	24556
481910 CARTON, BOXE & CASES CORRUPAPE	49440	904188	45061	662730
481920 FOLD/CARTO/BOXE & CASE, NON-CURRU	19680	160403	6194	95839
481930 SACKS & BAGS WITH BASE 40CM/MORE	786	15885	1884	7311
481940 OTH SACKS & BAGS, INCLUDING CONES	12487	106695	15316	83067
481950 OTH PACKING CONTAINERS/RE-SLEE	2294	71990	30256	158606
481960 BOX FILES, LETTER TRAYS, BOX, OFF	1725	26454	2177	30338
482010 REGISTERS, LETTER PADS, DIARIES	3113	30706	858	28601
482020 EXERCISE BOOKS	134	16888	1057	89803
482030 BINDERS, FOLDERS & FILE COVERS	543	7564	95	6671
482040 MANIFOLD BUSINESS FORMS/CARBON	362	1677	694	6384
482050 ALBUMS FOR SAMPLES/COLLECTIONS	84	5748	201	4308
482090 OTH BOOK COVER, BLOTING PAD, NES	2564	16817	1003	15091
482110 P&P. BOARD LABELS PRINTED ALL=K	63800	402374	44472	298670
482190 OTH, P&P/BOARD LABELS NOT PRINT	176755	1207033	151915	1261596
482210 BOBBINS, SPOOLS, CAPS, PULP.	25	13653	990	15255
482290 OTHER, BOBINS, SPOOL, CAPS ETC.PA	5949	59100	3961	40932
482320 FILTER PAPER AND PAPERBOARD	13890	107495	6481	92615
482340 ROLLS, SHEETS AND DIALS, PRINTED	336	4694	1735	7371
482361 TRAY, DISHES, PLATES, CUP, P&BORD		60		
482369 OTH TRAY, DISH, PLATE, CUP, P&BORD	7760	63150	3283	33318
482370 MOULDED/PRESSED ARTICL P-PULP		19786	1336	18348
482390 OTH, ARTICLES OF PAPER PULP, CEL	31900	173468	14749	144756
490110 PRINTED BOOKS IN SINGLE SHEETS	2189	18335	879	30219
490191 DICTIONARIES AND ENCYCLOPAEDIA	6472	74263	6828	108271
490199 OTHER, PRINTED BOOKS/BROCHURES	165483	1837258	240029	1634629
490210 NEWSPAPERS, JOURNAL 4-TIME/WEEK	462	971	1	7603
490290 OTHER NEWSPAPER, JOURNALS PERIO	4924	61305	8282	56320
490300 CHILDREN DRAWING/COLOUR BOOKS	1647	330218	30813	230788
490400 MUSIC, PRINTED IN MANUSCRIPT.				51
490510 GLOBES	17	121	16	1294
490591 OTH PRNTD MATER BOOK FORM/ATLS		1		41
490599 OTH MAPS AND HYDROGRAPHIC/W-PA	338	1559	40	16977
490600 PLANS/DRAWINGS FOR ARCHITECTS	48087	531879	11755	73771
490700 BANKNOTE, CHEQUE, STAMP, BOND ETC	7076709	47801711	11881408	25615143
490810 TRANSFERS, VITRIFIABLE.	2498	8629	2137	9523
490890 OTH, TRANSFERS (DECALCOMANIAS)	12434	83866	11042	71152
490900 PRINTED/ILLUSTRATED POSTCARDS	5235	41856	2741	43873
491000 CALENDAR OF ANY KIND PRINTED.	225	19730	206	18907
491110 TRADE ADVERTISING MATERIAL.	18718	157178	7326	99914
491191 PICTURES, DESIGNS & PHOTOGRAPHS	540	5434	456	12897
500600 SILK YARN/ YARN SPUN WASTE NRS		1879		155
500710 FABRICS OF NOIL SILK	280	2047		25531
500720 OTH FAB CON>80% WT OF SILK	4132	537852	53754	691467
511111 WOVEN FABRICS CARDED WOOL, 85%		44596		19340
511119 OTH WOVEN FABRICS CARDED WOOL	549	21477	826	4763
511120 OTH MIXED MAN-MADE FILAMENTS		297		1085
511130 OTH MIXED MAINLY/SOLELY M-MADE				1152
511190 OTH WOVEN FAB CARDED WOL/HAIR	496	12761	526	38773
511211 WOVEN FAB. COMBED WOOL 85%/HAIR		6119		3779
511219 OTH WOVEN FAB COMBED WOOL 85%>		7101		4533
511220 OTH WOVEN FAB.COM.WOLL MIX.MMF		4295		5271
511230 OTH WOV.FAB.COM.WOOL MIX.M/MSF		9069		16516
511290 OTH WOV.FAB.CARDE WOOL/FA-HAIR		2699		13960
520790 OTHER, COTTON YARN PUT UP SALE	19	5680	97	1155
520811 WOV FAB COT WT<100G/SQM UNBLEA				2
520812 WOV FAB COT WT>100G/SQM UNBLEA	48646	48709		1150

Contd.

10.11 Imports by Economic Categories (Detail)

ITEMS	(In Thousand Rupees)			
	Mar-14	FROM JUL-2013	Mar-13	FROM JUL-2012
520819 OTHER WOVEN COTTON FAB UN-BLH	126886	470566	30900	120463
520821 WOV FAB COT WT<100G/SQM BLEACH		4631	11	2452
520829 OTH WOVEN FAB OF COTTON BLEACH		3639		6572
520831 WOV FAB COT WT 100G/SQM DYED		14137	2844	343612
520832 WOV FAB COT WT>100G/SQM DYED			1963	12099
520839 OTH COTON WOV FAB<2000/SQM DYE	2862	116033	321	24633
520841 WOV FAB COT WT 100G/SQM COLOUR	44	2252	114	4671
520842 COTON WOV FAB WT>100G/SQM COLO	4636	40806	2900	5971
520849 OTH WOV FAB WT 200G/SQM	124	11659	3334	41180
520851 COTON WOV FAB 100G/SQM PRINTED	122409	1138585	51972	2618294
520852 COTON WOV FAB>100G/SQM PRINTED		2199		21951
520859 OTH COT WOV FAB 200G/SQM PRINT	16872	45504	3366	67964
520911 WOV FAB COT WT>200G/SQM UNBLAC		7411		94
520912 COTTON WOV FAB 3-4THREAD UN-BL	267	267		1
520919 OTH COT WOV FAB>200G/SQM UNBLE		1391	7994	21463
520921 COTTON WOV FAB BLEACH>200G/SQM	56	11235	688	2872
520922 COT WOV FAB 3/4THRD W>200G/SQM				232
520929 OTH COT WOV FAB BLE W>200G/SQM	122	1919		1713
520931 COTTON WOV FAB DYED>200G/SQM	596	9850		1841
520932 COTTON WOV FAB DYED 3-4 THREAD		41834		23244
520939 OTH COT WOV FAB DYED>200G/SQM	61	12415		22222
520941 COT WOV FAB>200G/SQM 85% COT				94
520942 COTTON WOV FAB DENIM>200G/SQM	68500	316759	25399	300011
520943 WOV FAB 3-4-THREAD TWILL>200G		25959	5549	9650
520949 OTH WOV FAB CONT 85% COT/YARN	46	340	3934	10085
520951 COTTON WOV FAB PRINTED>200GSQM		5		4202
520952 WOV FAB 3-4-THREAD TWILL PRINT		12547		3945
520959 OTH WOV FAB PRINTED>200G/SQM	8276	55677	4713	11253
521011 COT W-FAB MIX MMF W200G/SQMUNB		14842		7258
521019 OTH W-FAB COT MIX MF200GSQM UB	800	2017	45	18357
521021 W-FAB COT MIX-MMF WT 200G/SQM		15331		5731
521029 OTH W-FAB COT 85%,MMF 200G-BL		316	45	83115
521031 COT WOV FAB MX-MMF200G/SQM DYE		885		1786
521032 W-FAB3/4THR MX-MMW 200G/MW DYE	327	10677		
521039 OTH W-FAD COTMX MF W200G/SQMDY	65251	293480	29145	234197
521041 W-FAB COT MX-MMF 200G/SQM		6415		9826
521049 OTH W-FAB COT MX-MMF W200G/SQM		11731		6438
521051 W-FAB COT MIX,MF W200G/SQM PRI		7564		509
521059 OTH W-FAB COT,MMF W 200G PRINT	314231	4334767	165415	1036984
521111 COT W-FAB,MX MF W>200G/SQM UNB		50510		10419
521112 COT FAB 3-4THREAD MIX>200G UNB				2
521119 OTH W-FABCOT,MF W>200G/SQM UNB	245608	4437371	9096	906098
521120 W-FAB COT WT<85% MIX MMF-BLEA		165	71073	292016
521131 WW-FAB COT,MMF W>200G/SQM DYED		16412	8773	22583
521132 WOV FAB 3-4THREAD MIX>200GDYED	5204	23250		5689
521139 OTH W-FAB COT,MMF W>200G DYED	2640	4329		225
521142 W-FAB COT DENM,MX MFW>200G/SQM	25033	175474	5730	115140
521149 OTH W-FB COT CLO YRN MMF>200G	17	6097		3374
521152 WOV FAB 3-4THRD MMF-W>200GPRNT	2128	4307		
521159 OTH W-FAB COT,MF,W>200G/SQM PR	18740	97406	39711	56360
521211 OTH COT W-FAB UN-BL W 200G/SQM		4019	2314	6137
521213 OTH COT W-FAB DYED W 200G/SQM		7023	313	12720
521215 OTH W-FAB COT PRNTD W 200G/SQM	1152	1823		19907
521223 OTH COT WOV FAB DYED>200G/SQM		11567		574
521224 OTH W-FAB COT COLYARN>200G/SQM				53
530890 OTH, YARN OF OTH VEG TEX FIBRE		59		
530911 UN-BLE/BLE FAB CON>85%WT FLX				5459
530919 OTH WOV FAB OF FLAX 85%OR MORE		32583	1575	11702
530921 UN-BLE/BLE FAB 85% OR > W FLX				2251
530929 OTH WOV FAB OF FLAX<85% BY WT		3099		5128
531090 WOV FAB OF JUTE OR OTH TEX FIB		2122		172

Contd.

10.11 Imports by Economic Categories (Detail)

(In Thousand Rupees)				
I T E M S	Mar-14	FROM JUL-2013	Mar-13	FROM JUL-2012
540600 M-MADE FILAMENT YARN RETAIL-SL				148
540710 WOV FAB HI-TENACI YRN NYLON PO	1963	161939	6387	182712
540720 WOV FAB OBTAIN FROM STRIP,LIKE	26376	204189	16431	161276
540730 FAB PARALLEL SYNTH FILAMENT	2285	32230	9	21647
540741 FAB 85% OR MORE NYLON FILMENT		52438	5811	19261
540742 OTH FAB 85% OR MORE DYED	87897	1272683	89245	771976
540743 OTH W.FAB NYL FLAMT WT>85% DYE	5559	21257	1894	2805
540744 OTH W.FAB FILA DIF COL NYL>85%	155	11005	663	43077
540751 OTH W.FAB TEXTURED POLY U-BLEA	144466	677892	12915	303307
540752 OTH W.FAB TEXTUR POLY DYED 85%	445649	3228255	152263	772045
540753 OTH W.FAB DIF COL TEXTUR POLYS		898		146
540754 OTH FAB TEXT POLY FIL PRINTED	8798	135110	521	158727
540761 OTH FAB, NON-TEXT POLY FILAMENT	25524	287342	15399	240399
540769 OTH FAB POLY FIL TEXTILE MAT	9181	150297	11531	144273
540771 OTH WOV FAB SYNTH FIL BL/UN-BL		10340		27
540772 OTH WOV FAB SYNTH FIL DYED 85%		7627	1858	9997
540773 OTH W.FAB DIF COL SYN FILA PRI				788
540774 OTH WOV FAB SYNTH FIL PRINTED		120		1109
540782 OTH WOV FAB MIXED COTTON DYED	4633	12334	132	10375
540783 OTH FAB SYN TEXMAT COLOR DYED		5462		
540784 OTH FAB SYN TEX SQM MATERUAK	15076	40406	10428	93968
540792 OTH WOV FAB SYN F/L NS DYED	6010	13112		23
540793 OTH WOV FAB SYN F/L NES COLOUR	181	7483		36660
540794 OTH WOV FAB SYN FIL NES PRINT	3831	30833	86	20439
540810 W.FAB HIGH TENCITY YRN VIS,RAY		200		2298
540821 OTH WOV FAB ART. FIL BL/UN-BL	230	3718		3925
540822 OTH WOV FAB ART. FIL DYED		177		9451
540823 OTH WOV FAB DIFFERENT COLOUR		13037		3214
540824 OTH WOV FAB ART. FIL PRINTED		508		3528
540832 OTH WOV FAB ART. FIL YARN DYED				27871
540833 OTH WOV FAB ART. FIL YARN COLOR		656		177
551130 YARN ART STAPLE FIB FOR R/SALE		137		119
551211 WOV FAB OF SYN STAPLE FIBRE		8854		134
551219 OTH WOV FAB OF SYN STAPLE FIB	19093	128574	5876	17810
551229 O/W-FEB ACR STA FIB>85%WT ACRY	505	2686	773	4504
551299 FAB WOV SYN FIB>85%BY WT SYNTH	2602	3483		6695
551311 W.FAB SYN STA FIB MX COT 170G	21929	56579	12690	37669
551312 W.FAB SYN STA FIB MX COT314THR		121		
551319 O/W-FAB SYN STA FIB MX COT170G				95
551321 W-FAB SYN STA FIB MX COT DYED		30438	4182	25930
551323 POLYS,COT,STAP FIB<170G DYED		8202		11005
551329 OTH FAB SYN STAP FINRE DYED		64131		2008
551331 WOV FAB SYN STAP FIB COLOUR YR	4975	27206		16808
551339 OTH WOV FAB STAP FIB<170G/SQM		2649		5777
551341 WOV FAB POLY STAP FIB PRINTED		69		584
551349 O/W-FAB SYN STAP FIB MIX COTON		6575	5340	27727
551412 W.FAB POLY STA FIB3-4 THRD>170		3331		1070
551421 W-F POLY STAP FIB<85% DYED	531	15234		1471
551422 W-F POLY STAP FIB 3/4THRD DYED	713	34454	7454	22930
551423 OTH FAB POLY FIB MIX COT DYED	3295	8934		2315
551429 OTH FAB<85% MIX COT SYN FIB	175	2546		1891
551430 WOV FAB SYN YARN DIFF COLO DYE		2225		
551441 W-F SYN FIB<85% MIX COT PRINT	141	2341		770
551442 W-F POL FIB MIX COT 3-4T PRINT	69937	748962	34992	379497
551443 O/W-FAB POL FIB MIX COT PRINT		474	1443	6565
551449 O/W-FAB SYN MIX COT>170G PRINT	3321	13313		10463
551511 O/W.FAB POLYS FIB MX VISCO RAY	347	81671	4412	68442
551512 O/W.FAB POLY FIB MIX M-MAD FIB		54		188
551513 O/W FAB POLY FIB MIX WOL/F-HAI		56859		15543
551519 O/W FAB POLY STAP FIB MIX O/FI		6737		31
551521 O/W FAB ARCYL FIB MIXED O/FIB		22617		

Contd.

10.11 Imports by Economic Categories (Detail)

(In Thousand Rupees)				
I T E M S	Mar-14	FROM JUL-2013	Mar-13	FROM JUL-2012
551522 O/W FAB ARCYL FIB MIX WOOL		1587		1081
551529 O/W FAB ARCYLIC FIB MIX OT/FIB	21177	78241	829	34400
551591 O/W FAB SYN FIB M-MAN-MADE FIL				1832
551599 O/W FAB SYN MIX OTH FIBRE N.S	48	370		
551611 W-FAB ARTI FIB 85%>BL/UN-BLEA	443	895		225
551612 W-FAB ARTI >85% BY WEIGH,DEYED	435	28036	260	13334
551613 W-FAB ARTI FIB>85% WT DIFF-COL				1553
551614 W-FAB ARTI FIB>85% WT PRINTED		34283	866	12060
551621 W-FAB ART FIB<85%WT MM.FILAM		62		
551622 W-FAB ART FIB<85% WT MM-F DYED		21	8101	8368
551624 W-FAB ART FIB<85%WT MM-F PRINT		5936		
551632 W-FAB ART FIB<85%WT,WOL/HAI DY	1165	1165		45
551641 W-FAB ART FIB<85%WT COT UNBL/B		2890		
551642 W-FAB ART FIB<85%WT MX COT DYE		123		221
551644 W-FAB ART FIB<85% WT MIC PRINT		68		
551692 W-FAB ART FIB<85%WT MIX O/F DY		1120		1365
551693 W-FAB ART FIB<85%WT D-COL,O/FI				211
560130 TEXTILE FLOCK,DUST & MILL NEPS	3059	44837	252	37169
560210 NEEDLELOOM FELT STICH-BOND FIB	10987	61534	3047	41366
560221 FELTS OF WOOL/HAIR,NOT COATED		490		3596
560229 FELTS OTH TEXT MATE, NOT COATD		1446	196	1044
560500 METALLISED YARN,TEXTILE YARN	86319	903767	56546	566662
560900 ARTICLES OF YARN,STRIP ROPE	181	3484	73	7631
570110 CARPT/OTH TEX FLOR COVER KNOTD	14293	151508	7550	149211
570190 CARPETS,KNOT OF OTH TEX MATERL	32	769		827
570210 KECEM,SCHUMACKS,KARAMAE.ETC.	647	5909	965	6549
570220 FLOOR COVERING COCONUT FIBRES				168
570231 CARPETS F/COV.PILE CONS,M/MADE		2252		
570232 CARPET F/COV.P/LONS NOT TEXMAT	79	783		230
570239 CARPETS ECT.AOT.MADE O/TEX MAT		1269	6	142
570241 CARPET ETC.P/CONS.WOOL WOV.M/M	204	4940		559
570242 CARPETS OTH.P/CONS.M/M/TEXT.	24380	135885	25290	231742
570249 CARPETS ETC.MADE OTH.TEX MATEL				147
570299 OTH CARPETS ETC.MADE O/TEX/MAT		113	80	576
570310 CARPET ETC WOOL/FINE ANIM HAIR		29		12
570320 CARPETS/TUFTED OF NYLON/POLYA	12269	134945	33865	216119
570330 CARPETS ETC.TUFT MAN/M TEX MAT	13398	232207	22239	318869
570390 CARPET/TUFT CARS/VEH O-TEX MAT	93	3229		2229
570410 TILES, < 0.3 SQM AREA.		4818		2877
570490 OTH CARPETS ETC.FELT N/TUFTED	70301	476971	54276	335497
570500 OTH CARPETS&OTH FLOOR COVERING	2952	8158	983	43766
580110 WOV.PILE FAB.CHENILLE FAB.WOOL		65		171
580122 CUT CORDUROY, OF COTTON	845	28460		51192
580123 OTH WEFT PILE FAB.OF COTTON.	257	395		133
580126 CHENILLE FABRICS, OF COTTON	3844	17930		44990
580127 WARP PILE FABRICS OF COTTON		1994		3456
580131 UNCUT WEFT PILE FAB.M-MADE FIB				768
580133 OTH WEFT PILE FAB.M/MADE FIBRE				1382
580136 CHENILLE FAB. MAN-MADE FIBRES.	5177	42692	1557	69020
580137 WARP PILE FABRICS OF COTTON		9571		2597
580190 OTH PILE&CHENILLE FAB.TEX.MAT	4025	75650	1069	49052
580211 TERRY TOWEL&S/WOVEN TEYFAB.UBL	27	55		
580219 OTH TERRY TOWEL/FABRICS,OF COT	89	593	141	1218
580220 TERRY TOWEL/FABRICS, TEX.MAT	4430	18591	5210	46649
580230 OTH TUFTED TEXTILE FABRIC		170		
580410 TULLES AND OTHER NET FABRICS	55	7577	16346	21001
580421 LACE MACHINE MADE,M-MADE FIBRE	2039	8611	2996	24908
580429 OTH,LACE MACHINE MADE,OTH MAT.	11709	58232	2980	130836
580430 LACE HAND MADE	73	12782	81	5007
580500 H/ WOVEN,ND/WORK TAPSTRIES.				266
580610 WOV.PILE FAB.& CHENILLE FABRIC	470	5988		1414

Contd.

10.11 Imports by Economic Categories (Detail)

(In Thousand Rupees)				
I T E M S	Mar-14	FROM JUL-2013	Mar-13	FROM JUL-2012
580620 OTH WOV. FAB. ELASTOMERIC YARN	40325	315547	27839	355898
580631 OTH NARROW WOV FAB, OF COTTON.	1094	7328	1271	8233
580632 OTH NARROW WOV FAB,M/MADE FIB.	17013	294876	10829	174473
580639 OTH,NARROW WOV.FAB,TEX.MAT	70452	281451	61441	152820
580640 OTH FABRICS,WARP W/OUT WEFTASM		18555		158
580710 LABEL,BADGES ETC.TEXTMAT,N/EMB	102164	838455	44711	715485
580790 OTH,LABELS,BADGES&ART.TEX/MAT	122677	1239108	114243	1052168
580810 BRAIDS IN THE PIECE		2160		9842
580890 OTH,ORNAMENTAL TRIM,TASSEL ETC	5132	43153	5217	52114
580900 WOV FAB.OF METAL TAREAD/YARN.		31	10	1487
581010 EMBROIDERY W/OUT VISIBLE GROND		68		464
581091 OTHER EMBROIDERY,OF COTTON	25	2161		71
581092 OTH EMBROIDERY,M-MADE FIBRES	115	276		418
590190 OTH TRACING CLOTH,BUCKRAM ETC.	15307	200191	14486	189390
590210 TYRE CORD FAB HIT.YARN NYLPLMD	173040	1142621	75165	728074
590220 TYRE CORD FAB H/T YARN POLYSTR	18513	202650	14083	111884
590390 OTH,TEX FAB IMP,LAM, PLASTIC.	53859	488821	34295	617560
590410 LINOLEUM				7478
590800 TEX WICKS,WOVEN,LAMP,LIGHTERS	177	2861	552	7222
590900 TEX HOUSE PIPING/TEX TUBING.	9608	43372	4290	55285
591190 OTH, TEX PRODUCTS/ ARTICLES,	31375	204733	12094	161240
600110 LONG PILE, FABRICS	3305	37545	3253	12295
600121 LOOPED PILE FABRICS,COTTON		858		19558
600122 LOOPED PILE FAB,MAN-MADE FIBRE	3355	18018	341	40819
600129 LOOPED PILE FAB,OTH TEX MAT.	28500	177314	837	273090
600191 OTH PILE FAB,KNIT/CROCH,OF COT		506		2876
600192 OTH PILE FAB,KNIT/CROCH,M-MADE	55302	2004514	13016	966836
600199 OTH PILE FAB,KNIT/CROCH,O/TXTM	1119	19265	4952	119119
600240 KNIT CROCH FAB<30CM,ELASTOME5%	193	6101		2694
600290 OTH,KNIT/CROC FAB<30CM,ELAST5%	165	9233		3917
600310 KNIT/CRO FAB WOL/HAIR WD!>30CM		117		720
600330 KNIT/CRO SYN-FIBRE WD !>30CM				14439
600340 KNIT/CRO ART-FIBRE WD !>30CM		86		223
600390 OTH KNIT/CRO FAB WD !>30CM		3243		14220
600410 KNIT/CRO FAB WD>30CM ELASTYR5%	6124	82095	14708	77980
600490 OTH KNIT/CRO FAB WD>30CM ELAST	2374	17703	1035	21546
600522 WRAP KNIT FAB OF COTTON DYED	1003	6879	132	1744
600523 WRAP KNIT FAB OF DIFFCLUR YRN		731		
600531 WRAP KNIT FAB SYN.FIB UNBL/BLE	9012	122677	22690	104641
600532 WRAP KNIT FAB SYN.FIBRE DYED	26800	234568	24328	169065
600533 WRAP KNIT FAB SYN.FIB DIF COLO	937	12532	1385	15022
600542 WRAP KNIT FAB ART FIB DYED		9267		3005
600590 WRAP KNIT FAB O/TH H-6001-6004	1478	11131	314	6098
600610 OTH KNIT/CRO FAB OF WOOL/HAIR				2224
600621 OTH KNIT/CRO FAB COT UNBLE/BLE		1138		
600622 OTH KNIT/CRO FAB COTTON DYED		760		20718
600624 OTH KNIT/CRO FAB COTON PRINTED		60		
600632 OTH KNIT/CRO FAB SYN.FIB DYED	80690	857856	14337	126448
600633 OTH KNIT/CRO FAB SYN.FIB COLOR		5034		1996
600634 OTH KNIT/CRO FAB SYN.FIB PRINT		55915	15487	33588
600642 OTH KNIT/CRO FAB ART FIB DYED		6738		2092
600644 OTH KNIT/CRO FAB ART FIB PRINT		3234	4029	4093
600690 OTH KNITTED CROACHED FABRICS	14116	190781	4023	297996
610120 MEN/BOYS OVERCOAT/SIM ARTICLE		255	7	909
610130 MEN/BOYS WIND JACKET/SIM ART.		1279	27	353
610190 OVERCOAT ETC.MEN OTH TEX KNIT.	1783	19636	2042	14211
610210 APPAREL/CLOTH/ACCESSORIES,WOOL		44	63	734
610220 APPAREL/CLOTH ACCES,OF COTTON,		144		
610230 APPAREL/CLOTH ACCES,M-MADE FIB				1526
610290 APPAREL/CLOTH OF TEX MATEL,		3404	10	3270
610310 SUITS MEN'S/ BOYS KNITTED/CROC	348	18495		8537

Contd.

10.11 Imports by Economic Categories (Detail)

(In Thousand Rupees)				
I T E M S	Mar-14	FROM JUL-2013	Mar-13	FROM JUL-2012
610322 MEN/BOYS,ENSEMBLE,COTTON,KN/CR		1265		720
610329 MEN/BOYS,ENSEMBLE OTH TEX MAT,	54	1243	538	2493
610332 JACKET/BLAZER MEN/BOY COT/KNYI		577		40
610333 JACKET/BLAZER MEN/BOYS SYN FIB		4232		41
610339 JACKET/BLAZER MEN/BOYS OTH TEX		8090	291	6564
610342 TROUSERS,ETC.MEN/BOYS COT/KNIT	68	1935		4870
610343 TROUSERS, ETC.MEN/BOYS SYN FIB		37		
610349 TROUSERS,ETC.MEN/BOYS TEX MAT	405	5791	40	6258
610419 WOMEN/GIRLS,SUITS OTH TEX MAT		4290		729
610422 WOMEN/GIRLS,ENSUMBLE,COTT/KNIT		180	2	15
610423 ENSEMBLES W/GRIL SYN KNIT/CROC		259		452
610429 WOMEN/GIRLS ENSEMBLE,TEX MAT		46		615
610431 JACKETS/BLAZER W/GIRL WOL K/CR			101	101
610432 JACKET/BLAZER W/GIRL COT KN/CR		1476	151	151
610433 JACKE/BLAZER W/GIRL SYN KN/CR		105		117
610439 JACKE/BLAZ W/GIRL OTH TEX K/CR	54	2279		1298
610442 DRESSES W/GIRL COTTON KNIT/CRO	909	3648	416	7498
610443 DRESSES W/GIRL SYN FIB KNIT/CR			843	4890
610444 DRESSES W/GIRL ARTFIB KNIT/CR		143		133
610449 DRES W/GIRL OTH TEX MAT KNT/CR		742	30	1103
610451 SKIRTS/D-S W/GIRL WOOL/HAIR KN		38		
610452 SKIRTS/D-S W/GIRL COT KNIT/CRO		124		360
610453 SKIRTS/D-S W/GIRL SYN KNIT/CRO		120		39
610459 SKIRTS/D-S W/GIRL OTH TEX K/CR		183		389
610462 TROUSERS ETC OF COTTON KNI/CRO		2436	1007	8875
610463 TROUSES ETC OF SYN FIB KNITED		175		
610469 TROUSERS ETC OF OTH TEX MAT KN	173	3660	261	3295
610510 MEN/BOYS SHIRTS COTTON KNI/CRO	1769	36866	456	22847
610520 MEN/BOYS SHIRTS M-MAD FIB K/CR	608	7000	1027	8071
610590 MEN/BOYS SHIRTS O/TEXTILE K/CR	12039	115443	766	47415
610610 W/GIRL SHIR/BLOUSES COT KN/CRO	547	18591	198	13882
610620 W/GIRL SHIR/BLO M/MADE FIB K/C		7955	68	1295
610690 W/GIRL SHIR/BLOU OTH TEXMATK/C	21	9974	507	3532
610711 UNDERPANTS ETC M/BOY COT KN/CR	3089	11687	483	5939
610712 UNDERPANT ETC M/BOYS M/MAD FIB		129	1	421
610719 UNDERPANT ETC M/BOYS OTH T/MAT	248	2949		5420
610721 NIGHTSHIRTS&PYJAMAS OF COTTON	1078	8306		1130
610722 NIGHTSHIRTS&PYJAMAS M/MADE FIB		697	8	13
610729 NIGHTSHIRT/PYJAMAS OTH TEX MAT	33	911		373
610791 BATHROBES ETC OF COTTON M/BOYS		158		4
610799 BATHROBE ETC OF OTH TEX KN/CRO		356	75	2362
610811 WO/GIRL SLIP,PELTICOAT KNIT/CR	801	1440		
610819 SLIP PETTICOAT OTH TEX MATERIA		1546		167
610821 W/GIRL BRIE/PANTIES COT KN/CR	153	1966	195	3122
610822 W/GIRL BRIEF/PANTIES M/MAD FIB		1328	471	2333
610829 W/GIRL BRIEF/PANTIES OTH T/MAT	712	992		36
610831 W/GIRL N-DRESS/PAJAMA COT KN/CR	1450	2507	301	1706
610832 W/GIRL N-DRESS/PAYJAMS M/M FIB		43		582
610839 W/GIRL N-DRESS/PAJAMAS TEX MAT		1296	78	191
610891 BATHROBE W/GRL COTTON KNIT/CRO		195		111
610892 BATHROBE W/GRL MAN-MADE KN/CRO		2	312	2910
610899 BATHROBE W/GRL OTH TEX KNI/CRO		219	96	185
610910 T-SHIRT,SINGLETS,VEST COT K/CR	12269	141103	12564	181366
610990 T-SHIRT,OTH TXT KN/CR	9445	198658	3750	344951
611011 JERSEY,PULOVER,CARDIGAN,WOLLEN		10779		1603
611019 OTH JERSEY PULOVER ETC.WOOLEN	315	6479	33	9148
611020 JERSEY, PULOVER ETC.OF COT K/C	358	36666	176	10024
611030 JERSEY, PULOVER M/MADE FIB K/C		187657	607	80757
611090 JERSEY,ETC. OTH TEXT. MATERIAL	1576	197651	1950	147821
611120 BABY GARMENT OF COTTON KNIT/CR	7900	53455	6014	50282
611130 BABY GARMENT OF SYN FIB KNI/CR	321	35587	9	18726

Contd.

10.11 Imports by Economic Categories (Detail)

ITEMS	(In Thousand Rupees)			
	Mar-14	FROM JUL-2013	Mar-13	FROM JUL-2012
611190 BABY GARMENT OF OTH TEX KNI/CR	23923	361932	17043	248477
611211 TRACK SUITS COTTON KNIT/CROCH		18	10	10
611212 TRACK SUITS SYB FIB KNIT/CROCH		585		84
611219 TRACK SUITS OTH TEX MAT KNI/CR	52	1389		2133
611231 MEN/BOYS SWIMWEAR SYN FIB K/CR		338		
611239 MEN/BOYS SWIMWEAR OTH TEX K/CR	28	28		2672
611241 WOM/GIRL SWIMWEAR SYN FIB K/CR	152	494	235	1358
611249 WOM/GIRL SWIMWEAR OTH TEX K/CR	201	278	81	277
611300 GARMENT MADE UP KNIT/CROCH FAB		944		1259
611420 OTH GARMENT COTTON KNIT/CROCH	1268	4329	3374	6217
611430 OTH GARMENT MAN-MADE FIB KN/CR	84	1655		447
611490 OTH GARMENT, OTH TEX MAT KN/CRO	5021	35950	3863	27860
611510 GRADUATE COMPRESS HOSIERY	4063	73237	309	79102
611521 OTHER PANTY HOSE AND TIGHTS	4708	7436	11	266
611522 O-PANTY HOSE&TIGHTS S-FIB>67DX		39	3	33
611529 O-PANTY HOSE OTH-TEXTILE MATE	1460	14959	18	866
611530 OTH-W-MEN FULL/KNEE LENG HOSIE	4300	28077	257	95366
611594 OTH HOSIERY WOOL/FINE ANI HAIR		1875		2
611595 OTH HOSIERY OF COTTON	2386	26367	572	7891
611596 OTH HOSIERY OF SYNTHETIC FIBRE	223	570	176	576
611599 OTH HOSIERY OF OTH TEX MATERIL		6829	1416	9584
611610 GLOV,MITTEN,ETC PCAS/RUBER K/C	7332	65038	211	33271
611691 GLOVE,MITTN,MIT KN/CR WOL/HAIR		98		302
611692 GLOVE,MITTENS ETC KN/CROC COTT	142	736		2102
611693 GLOVE,MITTENS ETC KNIT SYN FIB	552	271953	11175	194518
611699 GLOVE,MITTENS ETC KNIT TEX MAT	5753	36884	549	22395
611710 SHAWL,SCARVE,MUFFLER,VEILS ETC	1340	38484	413	42019
611780 OTH MADE UP CLOTHING ACCESRIES	669	5614	746	6707
611790 PARTS OF GARMENT OR CLOTH ACSS	1701	12592	996	30380
620111 MEN/BOYS OVERCOAT WOOL NOTKNIT		559		3413
620112 MEN/BOYS OVERCOAT COT NOT KN/C	862	1496	1417	13632
620113 OVERCOAT MAN-MADE FIB NOT KNIT		552	388	483
620119 OVERCOAT SIM ART OTH TEX MATER	13502	38745	1676	14449
620191 OTH OUTER GARMENT WOOL MEN/BOY	30	30		1806
620192 OTH OUTER GARMENT COT MEN/BOYS		4803		170
620193 OTH OUTER GAR M/MADE FIB M/BOY	88	31904	30	4607
620199 OTH OUTER GAR OTH TEX MAT M/BY	1108	7206	323	6489
620211 OVERCOAT ETC W/GRL WOOL N/KNIT			6	170
620212 OVERCOAT ETC W/GRL COT N/KNIT		576		548
620213 OVERCOAT ETC W/GRL M/MAD N/KNT		1191		324
620219 OVERCOAT ETC W/GRL O/TEX N/KNT		2589	197	6722
620291 SKI/JACKET W/GRL WOOL NOT KNIT	47	47		164
620292 SKI/JACKET W/GRL COT NOT KNIT	74	630		1396
620293 SKI/JACKET W/GRL M/MADE N/KNIT		796		2259
620299 SKI/JACKET W/GRL TEX MAT N/KNT	404	3964	62	1048
620311 SUIT MEN/BOYS OF WOOD NOT KNIT	328	2541		661
620312 SUIT MEN/BOYS SYN FIB NOT KNIT		26		217
620319 SUIT MEN/BOYS TEX MAT NOT KNIT	19376	110167	6850	241472
620322 ENSEMBLE MEN/BOY COT NOT KNIT		10071		1326
620323 ENSEMBLE MEN/BOY SYN FIB N/KNT		424	181	203
620329 ENSEMBLE MEN/BOY OTH TEX N/KNT	593	14032		28001
620331 JACKET ETC MEN/BOY WOOL N/KNIT				2668
620332 JACKET ETC MEN/BOY COT N/KNIT	140	3993	2632	15316
620333 JACKET ETC MEN/BOY SYN FIB N/K		7321	266	7890
620339 JACKET ETC MEN/BOY OTH TEX N/K	2355	135302	12400	161056
620341 TROUSER,BIB,BRES ETC WOL M/BOY	5754	27554	3107	19997
620342 OTH TROU BIB M/BOY COTT N/KNIT	8609	90940	3425	70282
620343 OTH TROU BIB M/BOY SYN N/KNIT	645	6659		1154
620349 OTH TROU BIB M/BOY TEXT N/KNIT	16430	279838	10892	255711
620411 SUIT WOMEN/GRL OF WOOL N/KNT		4		93
620412 SUIT WOMEN/GRL OF COT N/KNIT		540	234	3441

Contd.

10.11 Imports by Economic Categories (Detail)

ITEMS	(In Thousand Rupees)			
	Mar-14	FROM JUL-2013	Mar-13	FROM JUL-2012
620413 SUIT WOMEN/GRL OF SYN N/K				390
620419 SUIT WOMEN/GRL OF TEX MAT N/K	753	2723	66	10967
620422 ENSEMBLE WOMEN OF COT N/KNIT				208
620429 ENSEMBLE WOMEN OF TEX FIB N/K	118	365	48	1648
620431 JACKET W/GRL OF WOOL NOT/KNIT		13		
620432 JACKET W/GRL OF COT N/KNIT		562	155	763
620433 JACKET W/GRL OF SYN FIB N/KNIT	110	35186	510	4457
620439 JACKET W/GRL OF TEX MAT N/KNIT	542	10591	121	2293
620441 DRESSES W/GRL WOOL NOT KNITTED				888
620442 DRESSES W/GRL COTTON NOT KNIT	6367	15423	79	7340
620443 DRESSES W/GRL SYN FIB NOT KNIT	51	5379	10	2853
620444 DRESSES W/GRL ART FIB NOT KNIT		633		890
620449 DRESSES W/GRL TEX FIB NOT KNIT	22	3102	336	1612
620452 SKIRTS W/GRL COTTON NOT KNIT	449	2311	35	370
620453 SKIRTS W/GRL SYN FIB NOT KNIT		131		146
620459 SKIRTS W/GRL TEX FIB NOT/KN/CR	64	464	31	952
620461 TROUSER W/GRL WOOL NOT KNIT/CR		604	31	31
620462 TROUSER W/GRL COTTON NOT KNIT	2490	20264	1479	23624
620463 TROUSER W/GRL SYN FIB NOT KNIT	79	207		315
620469 TROUSER W/GRL TEX MAT NOT KNIT	1383	18224	3457	21238
620520 SHIRTS MEN/BOYS OF COT N/KNIT	4253	40552	5084	33222
620530 SHIRTS MEN/BOYS OF M/MAD N/KNIT		7000	7	4258
620590 SHIRTS MEN/BOYS OF TEX MAT N/K	5706	31889	5029	12857
620610 BLOUSES W/GRL SILK NOT KNITTED		288		128
620620 BLOUSES W/GRL WOOL NOT KNITTED		68		
620630 BLOUSES W/GRL COT NOT KNITTED	1283	10546	612	4186
620640 BLOUSES W/GRL M/MADE NOT KNIT		2281	151	6574
620690 BLOUSES W/GRL TEX MAT NOT KNIT	891	6995	382	6009
620711 UNEDERPANT ETC MEN/BOY COTTON		6151	167	1327
620719 UNDERPANTS ETC MEN TEX MAT NK	151	3741		1090
620721 NIGHTSHIRT/PYJAMA MEN COT N/K	362	412		
620722 NIGHTSHIRT/PYJAMA MEN M/MAD NK				65
620729 NIGHTSHIRT/PYJAMA MEN T/MAT NK	2446	19310	6	1318
620791 BATHROB ETC MEN COTTON N/KNIT		49		36
620799 BATHROB ETC MEN TEX MAT N/KNIT	299	2111	568	8183
620811 SLIPS/PETTICOAT W/GRL COT N/NK		19		
620819 SLIPS/PETTICOAT W/GRL T/MAT NK	31	870		642
620821 NIGHTDRESS/PYJAMA WOMEN COT NK				344
620822 NIGHTDRESS/PYJAMA WOMEN M/M NK		625		158
620829 NIGHTDRESS/PYJAMA WOMEN T/M NK	1328	8653	454	7407
620891 BATHROB ETC W/GRL COTTON N/NK		517		55
620892 BATHROB ETC W/GRL M/MAD FIB NK	67	146		249
620899 BATHROB ETC W/GRL TEX MAT N/NK	1801	5470	685	3919
620920 BABIES GARMENT ETC COT N/KNIT	1612	6967		1429
620930 BABIE GAR&CLOTH SYN FIB N/KNIT	36	669	75	647
620990 BABIE GAR&CLOTH TEX MAT N/KNIT	7627	332134	2959	271093
621010 GAR MADE UP FAB H-56.02/56.03		4016	116	2792
621020 OTH GAR MEN/BOY H-6201-11,19		2495	1101	1413
621030 OTH GAR WOM/GRL 6202.11 TO 19				1062
621040 OTH MEN/BOYS MADE UP FAB	131	1641	462	6500
621050 OTH MEN WOMEN/GIRL FAB N/KNIT		2601	10	475
621111 SWIMWEAR MEN/BOYS NOT KNITTED		787	89	436
621112 SWIMWEAR WOM/GIRL NOT KNITTED	283	779	6	6
621120 SKI SUITS NOT KNIT/CROCHETED		47		
621132 OTH GAR MEN/BOYS OF COTTON	1613	4509	180	2242
621133 OTH GAR MEN/BOYS OF M/MADE FIB	838	2885	112	8870
621139 OTH GAR MEN/BOYS OF TEX MATERI		68872	10	4536
621142 OTH GAR WOM/GIRL OF COTTON		168		87
621143 OTH GAR WOM/GIRL OF M/MADE FIB		2155	193	210
621149 OTH GAR WOM/GIRL OF TEX MATERI	387	2237	31	1764
621210 BRASSIERES	20757	167922	4521	168393

Contd.

10.11 Imports by Economic Categories (Detail)

(In Thousand Rupees)				
I T E M S	Mar-14	FROM JUL-2013	Mar-13	FROM JUL-2012
621220 GIRDLAS AND PANTY-GIRDLES	855	7370	27	1419
621290 BRACES,SUSPENDERS,GARTER&PARTS	1696	33607	6743	33395
621320 HANDKERCHIEFS OF COTTON	3750	9838	61	23918
621390 HANDKERCHIEFS OF OTH TEX MAT	370	11200	1437	20454
621410 SHAWLS,SCARVES ETC & LIKE SILK		42		13
621420 SHAWLS,SCARVES ETC & LIKE WOOL		1642		9134
621430 SHAWL,SCARVE ETC&LIKE SYN FIB	50	11045	102	414
621440 SHAWL,SCARVE ETC&LIKE ART MAT		8960	21	1170
621490 SHAWLS OF OTH TEX MATERIALS	6291	49561	1617	58032
621510 TIES,BOW TIES&CRAVATS OF SILK	2575	8059	373	4233
621520 TIES,BOW TIES&CRAVATS M/M FIB	321	2545	314	2725
621590 TIES,BOW TIES&CRAVATS TEX MAT	931	7454	97	9027
621600 GLOVES, MITTENS AND MITTS.	1985	30414	2671	68306
621710 MADE UP CLOTHING ACCESSORIES	5685	113191	1917	91648
630110 ELECTRIC BLANKETS		2881		46
630120 BLANKET/TRAVEL RUGS OF WOOL/H	32	2581	27	179
630130 BLANKET/TRAVEL RUGS OF COTTON	374	1658	6	1354
630140 BLANKET/TRAVEL RUGS OF SYN FIB	133451	2039364	106238	1700370
630190 BLANKET/TRAVEL RUGS OF TEX MAT	11013	103699	699	33965
630210 BED LINEN,KNITTED/CROCHETED	4097	65729	1981	43486
630221 OTH BED LINEN,PRINTED,N/KNIT		5420		4
630222 OTH BED LINEN,PRINTED M/MADE		576	94	423
630229 OTH BED LINEN,PRINTED MILL-MAD	149	316	183	1541
630231 OTH BED LINEN COTTON N/KNIT/CR	937	5684		3190
630232 OTH BED LINEN OF MAN-MADE FIB	34	157	142	1015
630239 BED LINEN OTH TEX MAT NOT KNIT	13621	69800	10054	97160
630240 TABLE LINEN KNITTED/CROCHETED		240		10
630251 TABLE LINEN OF COTTON KNITTED		1654		72
630253 TABLE LINEN OF MAN-MADE FIBRES		107		
630259 TABLE LINEN OF OTH TEX MATERIA		116	11	108
630260 TOILET & KITCHEN LINEN COTTON	565	5271	1520	13726
630291 OTH TOILET/KITCHEN LINEN COTTN	90	190		25
630293 TOILET/KITCHEN LINEN M/MAD FIB	165	485	56	193
630299 TOILET/KITCHEN LINEN TEX MAT	17	824	13	423
630312 CURTAINS/BLINDS/VALANCE SYN FIB	72	7809		1306
630319 CURTAINS/BLINDS/VALANCE TEXMAT	33	1388	3765	14691
630391 OTH CURTAN,BLIND,VALANC OF COT	2469	2639	9	570
630392 OTH CURTAINS/VALANCE OF SYN FIB	1100	23746	54	10911
630399 OTH CURTAINS/VALANCE OF TEXMAT		3569	25	5934
630411 BED-SPREADS KNITTED/CROCHETED	1517	3328	40	2589
630419 BED-SPREADS, OTHERS	131	5427	2062	2405
630491 OTH FURNISHING ARTICLES KNITED	9436	20373	941	9029
630492 OTH FURNISHING ARTICLE COT KNT		23		203
630493 OTH FURNISHING ARTICLE SYN FIB		1514		846
630499 OTH FURNISHING ARTICLES TEXMAT	1803	14556		925
630510 SACK/BAGS OF JUTE OTH TEX FIB	3316	6324	1999	5343
630520 SACKS AND BAGS OF COTTON	122	166		207
630532 SACK/BAGS MAN-MADE TEX MATERIL	28023	285691	16194	129961
630533 SACK/BAGS OF POLYETHYLENE/PROP	14127	139337	34093	182951
630539 OTH SACK/BAGS MAN-MADE TEX MAT	12158	160862	11049	111413
630590 SACKS/BAGS OTH TEX MATERIAL	140	18066	5942	48228
630612 TARPULINS,AWNINGS ETC SYN FIB	2799	127574	29007	226180
630619 TARPULINS,AWNINGS OF TEX MAT	586	3985	1071	30258
630622 TENTS OF SYNTHETIC FIBRES	6165	33636		30552
630629 TENTS OF OTH TEX MATERIAL		29714		13220
630630 SAILS OF OTH TEXTILE MATERIAL		56		
630640 PNEUMATIC MATTRESSES OTH TEX-M				10
630690 OTH CAMPING GOODS OTH TEX NAT	15	1395		413
630710 FLOOR/DISH/CLEANING CLOTH ETC	808	14309	1815	19113
630720 LIFE-JACKETS AND LIFE-BELTS	1054	10720	1975	16730
630790 OTH MADE UP ARTICLE DRESS PTN	17661	164490	10039	169589

Contd.

10.11 Imports by Economic Categories (Detail)

(In Thousand Rupees)				
I T E M S	Mar-14	FROM JUL-2013	Mar-13	FROM JUL-2012
631090 USED&NEW RAGS,SCRAP ETC TEXMAT	3203	27274	20713	103660
640110 FOOTWEAR INCORPORATPROTE M-TOE	676	3355		2442
640192 OTH FOOTWEAR COVERING ANKLE			8	133
640199 OTH FOOTWEAR NES UPPER NOT FXD	163	2625	349	5572
640212 SPORTS FOOTWEAR,SKI-BOOT ETC		144		43
640219 OTH SPORTS F-WEAR SOLES RUB/PL	31	30627	379	31357
640220 F-WEAR WITH UPPER STRAP ASSEMB	16	2083	370	42496
640299 OTH F/WEAR SOLE/UPPER RUB/PLAS	9715	143734	3809	1203120
640312 SPORTS FOOTWEAR SKI/SNOWBOARD			44	44
640319 OTHER; SPORTS FOOTWEAR	14591	535616	31461	559923
640320 FOOTWEAR OUTER SOLE OF LEATHER	133	74950	427	171346
640340 OTH FOOTWEAR WITH METLTOE CAP	6150	24927	4795	35597
640351 OTH FOOTWEAR SOLE COV ANKLE		493		131
640359 OTH FOOTWEAR OUTERSOLE LEATHE		3929	757	5943
640391 OTH F-WEAR OUTERSOLE COMP LEA		8819		5825
640399 OTH F-WEAR O/S RUB, PLAS, LEA	61493	869923	108663	883771
640411 SPORTS FOOTWAR SHOES RUB/PLAS	17059	353967	21067	519015
640419 OTH FOOTWEAR OUTER SOLE RUB/PL	33219	1191248	19264	1238783
640420 FOOTWEAR OUTERSOLE COMP LEATHR	82	17403	6267	30602
640510 FOOTWEAR UPPER/COMP LEATHER	15459	1753066	57032	939272
640520 FOOTWEARS UPPER TEX MATERIAL		47367	224	73277
650200 HAT-SHAPE,PLAITE LINED N/TRIM		111		
650400 HATS&OTH HEADGEAR PLAITED	428	31452	209	1271
650500 OTH HATS AND HEADGEAR KNITTED	2713	9730	386	4548
650610 SAFETY HEADGEAR	4840	175219	2997	126733
650691 OTH HEADGEAR RUBBER/PLASTICS	27	909	316	1910
650699 OTH HEADGEAR OF OTH MATIRIALS	223	23526	17483	20913
650700 HEADBAND LINING COVERHAT FOUN	213	4947	261	3901
660110 GARDEN OR SIMILAR UMBRELLAS	1256	23902	304	5129
660191 OTH UMB WITH TELESCOPIC SHAFT		101		387
660199 OTH UMBRELA/SUN UMBRELLAS	1772	42986	225	34174
660200 WALKING STICKS SEAT STICKS	65	1869	24	670
660320 UMBRELLA FRAMES INCL F/MOUNTED	39	1279		26
660390 OTH PATS/FITTING UMBRELLAS	33	218		
670100 SKINS AND OTH PARTS OF BIRDS			36	90
670210 ARTICLE MADE ARTIFICIAL FLOWER	595	16668	286	19828
670290 ARTIFICIAL FLOWER,FOLIAG O/MAT	3412	76772	2351	68413
670300 HUMAN HAIR DRESSED THINNED BLE		149		
670411 COMPLETE WIG OF SYN.TEXT MAT.	301	395	17	188
670419 OTH BEARD, EYE BROW SYN.TEX MA		813	150	830
670420 WIGS,BEARDS OF HUMAN HAIR		19		132
691090 OTH CERAMIC SINKS WASHBASIN PE	663	4997	220	5749
691110 TABLEWARE & KITCHENWARE	55912	828603	70255	700082
691190 OTH HOUSEHOLD ARTICLES OF PORN	9903	134341	3185	105699
691200 CERAMIC TABLEWEAR KITCHENWEAR	2121	19375	396	11710
691310 STATUT ORNAMENT PORCELAIN CHI		269		1242
700992 FRAMED GLASS MIRRORS	4091	53782	2383	48109
701010 AMPOULES	21666	192953	15070	152523
701020 STOPPERS,LIDS AND OTH CLOSURES	1653	18324	1190	5426
701190 OTHER, GLASS ENVELOPES		978		644
701310 INDOOR D?COR OF GLASS CERAMICS	4912	47300	4552	58052
701322 STEMWARE DRIN GLA LEAD CRYSTAL		4		58
701328 OTH STEMWARE DRINKING GLASS	428	7387	8	3893
701333 O-DRINKING GLASS LEAD CRYSTAL				2026
701337 OTH DRINKING GLASS O/T GL-CEMI	13926	32717	6960	12328
701342 G-WARE LINEAR C-EXPENSION-5x10		205		1776
701349 O-GL-WARE L-C-EX=5x10 T,0-300C	42334	304612	19626	342781
701391 OTH GLASS-WARE OF LEAD CRYSTAL		707	45	836
701590 OTH CLOCK/WATCH/NON-CORRETVE	201	1114	26	1258
701690 OTH PAVING BLOCKS/SLABS/BRICKS	864	9131	1942	8222
701710 LAB HYG/PHAR GL-WARE W/N GRADU	1688	31214	1568	38093

Contd.

10.11 Imports by Economic Categories (Detail)

ITEMS	(In Thousand Rupees)			
	Mar-14	FROM JUL-2013	Mar-13	FROM JUL-2012
701720 LAB HYG/PHAR GLASSWARE L/C=10K	157	2617	215	3676
701790 OTH LAB GLASSWARE ETC N.S.	6217	65064	6187	46785
701810 GLASS BEADS, S/PERAL/PRE-STON	27932	257199	8144	222656
701820 GLASS MICROSPHERRES=1MM DIA	4113	53131	2374	26244
701939 OTH WEBS,MATTRESSES,BOARD ETC	33430	446605	45667	383452
701940 WOVEN FABRICS OF ROVINGS	190	15743	1209	16618
701951 OTH WOVEN FABRICS WIDTH=30 CM	230	7369	204	3173
701952 OTH WOV FAB WID<30CM WT<250G/M		146		
701990 OTH ARTICLES OF GLASS FIBRES.	27261	163942	12348	153030
711299 OTH WASTE/SCRAP PRECIOUS METAL				39
711311 ARTICLE OF JEWELLERY OF SILVER	2816	2920		15
711319 ART OF JEWEL OF OTH PRE METAL	227	3061910	22539	659127
711320 ART(JEWELRY)BASE MTL-CLD P-MTL		440		114
711411 ART OF SILVER WARES W/N PLATED		166654		731
711419 ART OF PRE METALS W/N PLAT		92		97
711420 OTH WARES/PARTS OF BASE METALS		56	90	197
711510 CATALYST INFORM WIRE/GRIL PLAT		62671	61229	128059
711590 OTH ART PREMET/MET CLAD P/MTL		12423	1165	58802
711610 ART NATURAL/CULTURED PEARLS		24		
711620 ART PRECIOUS/SEMI-PRE STONES		337	20	37
711711 CUFF-LINKS/STUDS-BASE METAL	2026	7266	115	3487
711719 OTH IMITATION JEWELLERY B/METL	6545	96501	3159	51224
711790 OTH IMITATION JEWEL B/METL,N.S	33556	390935	14362	191466
731829 OTH COACH SCREW,BOLTS,NUT I/S	14809	175218	19382	153856
731940 SAFETY PINS & OTHER PINS	979	9750	642	18013
732090 OTHER,SPRING OF IRON AND STEEL	28619	231859	24688	220288
732111 COOKING APPLI&PLATE WARMER GAS	9599	96060	2022	81491
732112 COOK APPLI/PLAT WARMER LIQ FUL		119		
732119 O-COKING APPLI INCL SOLID FUEL	866	13746	376	4783
732181 OTH APPLI FOR GAS & OTH FUELS	490	8167	18	15291
732182 OTH APPLI FOR LIQUID FUEL		4155		1566
732189 OTH APPL INCL APPLI SOLID FUEL	11	924		475
732290 OTH AIR HEATER&HOT AIR DUSTRBU	229	290530	15	152966
732310 IRON/STEEL WOOL,POT SCROEL ETC	15812	129131	9002	114763
732391 OTH BUCKETS OF CAST IRON ENAMA		190		214
732392 OTH H-HOLD ART CASTIRON ENAMA		1680		3152
732393 OTH DOMESTIC UTENSILS STA-STEL	1071	19839	1252	10347
732394 OTH DOMESTIC UTENSIL IRON/STEL	21082	99561	8735	87880
732399 OTH H-HOLD ARTCL, PART THEREOF	32380	303805	13814	248708
732410 SINK&WASH BASIN STAINLESS STEL	2036	17460	1964	13816
732421 BATH TUBS CASTIRON W/N ENAMEL	130	491		3875
732429 OTH BATH,SINK,W-BASIN ENA IRON	5061	39430	982	27987
741539 OTH THREAD ARTICLES OF COPPER	6426	52486	2349	46454
741810 TABLE,KITCH/OTH HOUSEHOLD ARTI		46		24
741820 OTH SANITARY WARE,PARTS COPPER	49	508	89	196
741910 CHAIN,PARTS THEREOF OF COPPER		897		917
741991 CAST,MOULDED,STAM,FORGED,COPPE		1310		189
750720 TUBE OR PIPE FITTING NICKEL		11614		9308
750810 CLOTH,GRIL NETING OF NICK WIRE	2551	2551		
761490 OTH STRAN WIR,ROP,CABL,PL ALUM	186075	881376	157899	558751
761510 TABLE,KITCH,POT POLISHPAD ALUM	4743	49109	3809	41241
761520 SANITARY WARE&PATS OFALUMINIU	42	437		8244
761610 NAILS,BOLT,NUT,SCREW ETC ALUMI	934	5386	672	6233
761691 CLOTH,GRIL,FENCING OF ALUM WIR	1883	2913	218	6787
780420 LEAD, POWDERS AND FLAKES		274		25
800300 TIN BAR, ROD, PROFILE AND WIRE		182		2257
810194 OTH UN-WROUGHT TUNGSTEN,BAR RD		226		252
810295 OTH MOLYBEDNUM BAR,ROD,SINTER		1224	27776	27776
810430 RASPINGS,TUMINGS,ETC MAGNESIUM	124	124		
820900 PLATE STICK,TIPS TOOL CERMET	12677	70631	14328	81605
821000 HAND-OPERATE MECHANICAL APPL	105	9107	208	7784

Contd.

10.11 Imports by Economic Categories (Detail)

ITEMS	(In Thousand Rupees)			
	Mar-14	FROM JUL-2013	Mar-13	FROM JUL-2012
821110 SETS OF ASSORTED ARTICLES	163	1124		180
821191 TABLE KNIVES HAVING FIX BLADE.	1023	8591	124	4820
821192 OTH KNIVES HAVE FIXED BLADES.	1691	17426	822	10636
821193 KNIVE OTH THAN FIXE BLADES.	24	961	217	1941
821194 BLADES	2250	8151	455	17830
821195 HANDLES OF BASE METAL	21	179	132	440
821210 RAZORS	12719	760311	59268	605052
821220 SAFETY RAZOR BLADES,	146703	150957	560	46643
821290 OTHER PARTS	11654	20978		2024
821300 SCISSORS, TAILORS, SHEARS BLADE	1830	13388	681	10728
821410 PAPER KNIVES, LETTER OPENER, ETC	6712	73805	8524	80824
821420 MANICURE OR PEDICURE SETS.	1714	23527	239	15403
821490 OTH ARTICLES OF CUTLERY .	1125	10929	1877	14930
821510 SET OF ASORTED ARTICLE-PRECMTL		387		239
821520 OTH SETS OF ASSORTED ARTICLE.	180	14968		7561
821591 OTH ARTICLE, NOT INSETS, PLATED	58	58		
821599 OTHER ARTICLES	2055	28683	2485	22196
830110 PADLOCKS	54469	341720	14437	360056
830120 LOCKS FOR MOTOR VEHICLES.	1474	27949	1719	24738
830130 LOCKS FOR FURNITURE	17176	271713	15283	200793
830140 OTHER LOCKS	26712	211970	18333	208350
830150 CLASPS AND FRAMES WITH CLASPS.	419	678	9	3997
830160 PARTS OF LOCKS	984	12812	1984	24974
830170 KEYS PRESENTED SEPARATELY	4472	21776	1935	20392
830210 HINGES	11384	134252	8700	106737
830220 CASTORS	4806	41001	2261	413326
830230 OTH MOUNTING, FITING MOT-VEHICL	567	1740	133	2422
830241 OTH MOUNTING, FITING BUILDING	2161	11572	604	7400
830242 OTH MOUNTING, FITING FURNITURES	10755	226368	12437	211723
830249 OTH FITINGS OF BASE METAL N.S.	11416	94762	4773	79079
830250 HAT-RACKS, HAT-PEGS, BRACKET&FIX	472	11581	569	6731
830300 ARMOURED/REINFORCED SAF B-MTL.	476	18106	1767	15107
830400 FILING CARD-INDEX CABINET/TRAY	615	6273	639	2908
830510 FITTING FOR LOOSE-LEAF BINDERS	108	9029	15	9233
830520 STAPLES IN STRIPS	6283	61338	5268	55542
830590 OTH, INCLUDING PARTS	3818	26011	178	16470
830610 BELLS, GONGS ETC. ELECTRIC METAL	1640	3916	312	4429
830629 OTH STATUETT OTH ORNAMENT	767	8425	475	12036
830630 PHOTOGRAPH, PICTURE FRAME MIRROR	126	2104	45	483
830710 FLEXIBLE TUBING OF IRON/STEEL	14414	159285	6069	73454
830790 FLEXIBLE TUBING OF BASE METAL	7141	140597	4144	76380
830810 HOOKS, EYES AND EYELETS	34143	233879	15631	110492
830820 TUBULAR OR BIFURCATED RIVET	88008	597868	66218	486221
830890 OTH ARTICLES B/METAL INC/PARTS	31646	236014	13663	195822
830910 CROWN CORKS OF BASE METAL		53		134
830990 OTH; SCREW CAPS POURING STOPERS	69388	425550	37451	359624
831000 SIGN-NAME PLATE, ETC. BASE METAL	1256	35516	957	17739
831110 COATED ELECTRODE OF BASE METAL	84491	649757	57504	488267
831120 CORED WIRE OF BASE METAL,	12476	55958	7721	39843
831130 COATED RODS&CORED WIRE, B/METAL	10801	41039	8882	61090
851290 PARTS OF THE HEADING NO.85.12	1104	10423	1607	13670
852290 OTH T/COM EQ/AC HD 85.19-85.21	7749	78206	13319	106483
852321 CARDS INCORPORATING MAG STRIPE	4754	53113	5321	52800
852329 MAGNETIC DISCS	2158	33189	2954	41947
852341 OTHER OPTICAL MEDIA UNRECORDED	21203	94649	5558	67505
852349 OTHER OPTICAL MEDIA	277126	671036	85639	1235307
852351 SOLID STATE NON-VOLATILE STORA	7928	85798	9913	269407
852352 SMART CARDS SEMICONDUCT MEDIA	26870	1570743	18088	1226609
852359 PROXIMITY CARDS AND TAGS	83406	339293	24534	360023
870990 PARTS, H-NO.87.09 OF WORK TRUCK	110	7938	80	13108
871499 OTHER, PARTS AND ACCESSORIES	13547	242494	5020	75169

Contd.

10.11 Imports by Economic Categories (Detail)

(In Thousand Rupees)				
I T E M S	Mar-14	FROM JUL-2013	Mar-13	FROM JUL-2012
880390 OTH PARTS OF H-88.01 OR 88.02	789873	4000034	286369	3594339
902000 OTH BREATHING APP & GAS MASK,	17070	243948	7444	66880
902110 ORTHOPAEDIC/FRACTURE APPLIANCE	1962	201192	6892	71233
902121 ARTIFICIAL TEETH		65	50	573
902129 OTHER; DENTAL FITTINGS	1402	11930	1075	10437
902131 ARTIFICIAL JOINTS	18228	155720	9061	76425
902139 OTH ARTIFICIAL PARTS OF BODY	163368	1279968	124893	1056729
902140 HEARING AIDS,EXCL PART/ACCESSO	4563	29477	3016	21155
902150 PACEMAKER STIMULAT HEART MUSCL	5388	118096	21046	144121
903300 PARTS& ACCE OF HEARING AIDS	14789	221761	8015	223787
910111 WRIST WATCH,ELE OPE,MECH DISPL	67	67		1433
910119 O-W-WATCH ELECTRICALLY OPERATED	1317	17623	525	19841
910129 O-W-WATCH,W/N INCO.STOP WATCH		64	812	3022
910191 OTH. POCKET-WATCH ELE OPERATED		12		
910199 O-WATCHES INCL STOP WATCHES	219	2935	39	4349
910211 W-WATCH,MACH DISPL O/TH H-9101	382	10489		6281
910212 W-WATCH,OPTO ELECTRONIC DISPLY		78		34
910219 O-W-WATCH W/N INCOR STOP WATCH	2922	58930	1049	66780
910229 O-W-WATCH O/THAN H-9101	113079	1216963	65913	591161
910299 O-POCKET/STOP WATCH O/T H-9101		1098	3985	59569
910310 CLOCK WATCH MOVE ELECT OPERATD		142		160
910390 OTH,CLOCKS WATCH MOV EX.91.04	94	119		390
910400 INS PANEL CLOCK-AIR&SPACECRAFT		80		167
910511 ALARAM CLOCK,ELECTRICALLY OPE.	797	6016	153	7161
910519 OTHER, ALARAM CLOCK	359	19628	865	13100
910521 WALL CLOCK,ELECTRICALLY OPERAT	1449	7202		6368
910529 OTHER WALL CLOCKS	1120	15889	741	8846
910591 OTH,CLOCK ELECTRICALLY OPERATD	332	2642		550
910599 OTHER CLOCKS		10526	625	7909
910610 TIME-REGISTER,TIME RECORDERS		6740		1811
910690 OTH,TIME OR DAY RECORDING APPA	2119	32038	39	17686
910700 TIME SWITCHES WITH CLOCK/WATCH	3622	95813	2931	60531
910811 WATCH MOVE ELEC.OPE MACH DISPL		136		79
910819 OTH,WATCH MOVE ELECT.OPERATED		509		1139
910890 OTH,WATCH MOVE COMPLETE ASSEMB		2815	270	423
910910 ELE OPER.CLOCK MOVE COMP/ASSEM		151		259
910990 OTH CLOCK MOVEMENT COMP&ASSEMB		2828	136	2613
911011 COMP MOVE,UNASSEMBLED WATCH		3881		2235
911012 INCOM MOVE,ASSEMBLED OF WATCH		496		62
911019 ROUGH MOVEMENTS,OF WATCHES		87		
911090 OTH,COMP MOVE WATCH/CLOCK UN-A	88	5079		3508
911120 WATCH CASES BASE METAL,W/N G/S		92		
911180 OTHER;WATCH CASES	20	681		385
911190 PARTS OF WATCH CASES	710	16968	173	11352
911220 CLOCK CASE&CASE OF SIMIL GOODS		5321	505	3356
911290 PART OF CLOCK CASE/SIMILR CASE	11	1393	241	727
911310 WATCH STRAPS,BAND PRECI METAL.		3223		102
911320 WATCH STRAPS,BAND OF BASE METL		514		
911390 OTH,WATCH STRAPS,BANDS PART	325	8884	348	6859
911430 DIALS		198		56
911490 OTH;CLOCKS OR WATCH PARTS,N.S.	387	6460	463	7237
920190 OTH,HARPSICHORD KEYBOARD STRIN		400		27
920210 OTH STRING PLAYED WITH A BOW				271
920290 OTH,STRING MUSICAL INSTRUMENTS	76	3932		3576
920510 BRASS-WIND INSTRUMENTS		67	228	272
920590 OTH,WIND MISICAL INSTRUMENTS,NS	191	211		681
920600 PERCUSSION MUSICAL INSTRUMENTS		159		938
920710 KEYBOARD INS,O/THN ACCORDIONS				222
920790 OTH,MUSICAL INSTRUMENTS	37	3377	100	4163
920810 MUSICAL BOXES	168	757		1771
920890 OTH;MECHANICAL STRET ORGAN,INS	171	13335	268	8882

Contd.

10.11 Imports by Economic Categories (Detail)

ITEMS	(In Thousand Rupees)			
	Mar-14	FROM JUL-2013	Mar-13	FROM JUL-2012
920930 MUSICAL INSTRUMENT STRINGS	696	721		563
920991 OTH PARTS & ACCE FOR PIANOS.				34
920992 PARTS&ACCE MUSICAL INS H-92.02		247		133
920999 OTH;PARTS&ACCE(CARDS,DISCS)		77		256
930110 ARTILERY WEAPONS(GUNS/MORTAR)				1112
930120 GRENADE/ROCKET LAUNCHERS				126
930190 OTHER MILITARY WAPONS	18332	18630	65626	121667
930200 REVOLVERS PISTOLS,O/TH93.3.04	49722	322414	61589	485153
930320 OTH,SPORTING,HUNTING SHOTGUNS	14493	88140	30635	135776
930330 OTH,SPORT,HUNTING,SHOTING RIFL				1559
930390 OTH;FIREARMS,DEVIC OPE FIR EXP				2594
930400 OTH,ARMS OF HEADING NO.93.07	76	5069	754	30243
930510 PARTS ACCE OF REVOLVERS,PISTOL		2479	59	184
930520 PARTS&ACC.SHOTGUNS/RIFL.H-9303				219
930591 OTH PART MILITARY WEAPON H93.01		1551		
930599 OTH PART&ACCE.ARTILERY H93.01				2755
930621 SHORTGUN CARTRIDGES		50549	10433	71293
930629 OTH,PARTS OF SHORTGUNS CARTRIG				2714
930630 OTH,CARTRIDG & PARTS THEREOF.	8940	36286		385215
930690 OTH;AMMUNITION OF WAR & PARTS.			2629	211674
940110 SEATS OF A KIND USED,AIRCRAFT.		19		
940120 SEATS FOR MOTOR VEHICLES.	1731	9926	287	3874
940130 SWIVEL SEATS VARIABLE HEIGHT.	42	51180	7316	67106
940140 SEATS O/THN GARDEN SEATS,CAMP	168	22550		934
940151 SEATS OF CANE,OSIER,BAMBOO.		275	20	1390
940159 OTH SEATS AND PARTS THEREOF		1081	119	781
940161 OT,SEATS UPHOLSTERED WOOD FRAM		10900	630	4592
940169 OTHER SEATS,WITH WOODEN FRAMES	568	18737	26	7066
940171 OT-SEATS UPHOLSTERED METALFRAM	1588	30676	1881	17448
940179 OTHER SEATS;WITH METAL FRAMES	4690	68333	3331	54549
940180 OTHER SEATS WITH METSL FRAMES	4885	45015	25459	81511
940190 PART OF THE SEATS OF H-94.01.	59850	538441	78451	478583
940310 METAL FURNITURE USED IN OFFICE	523	26883	5056	51523
940320 OTH,METAL FURNITURE O/THN OFFI	8160	65121	7739	85415
940330 WOODEN FURNITURE-OFFICE USE	7463	60175	2178	79799
940340 WOODEN FURNITURE-KITCHEN UES	3987	44753	3698	24579
940350 WOODEN FURNITURE FOR BEDROOMS	15628	164139	8288	196438
940360 OTHER WOODEN FURNITURE	17946	192246	5066	55782
940370 FURNITURE OF PLASTICS	5138	38684	1092	19694
940381 FURNITURE OF OTHER MATERIAL		7014		74
940389 OTHER FURNITURE OF CANE, OSIER		15465	498	36923
940390 PARTS FURNITURE H -NO.94.03.	859	39090	1720	18589
940410 MATTRESS SUPPORTS		601		1579
940421 MATTRESS CELLU RUBBER/PLSTIC		2648		367
940429 MATTRESS OF OTHER MATERIALS	436	1590	412	2403
940430 SLEEPING BAGS	120	365	24	317
940490 OTH,ARTI BEDDING&SIMI FURNISH.	671	30332	8913	38592
940510 CHANDELIERS & OTH ELE CEILING.	77778	642087	37509	464589
940520 ELECTRIC TABLES,DESK,BEDSIDE	1067	26868		23655
940530 LIGHTING SETS CHRISTMASTREES	624	29224	267	38352
940540 OTH ELE LAMPS,LIGHTING FITTING	72874	600027	72594	487856
940550 NON-ELE LAMPS LIHTING FITTING.	3448	5723	254	78394
940592 PARTS OF PLASTIC H-94.05,N.E.S	228	2322	176	1299
940600 PREFABRICATED BUILDINGS.	85176	2050776	197173	1485638
950300 TRICYCLES,SCOOTERS,PADAL CARS	115679	1988348	79110	1637264
950420 ARTI&ACCE, BILLIARDS ALL KIND	2165	16494	1218	9886
950430 OTH GAMES OPERATED BY COIN	5421	34030	735	19234
950440 PLAYING CARDS	935	30114	1791	33410
950450 VIDEO GAMES CONSOLES&MACHINES		2966		2075
950490 OTH;ARTICLES FOR FUNFAIR,TABLE	4108	25176	1644	30898
950510 ARTI FOR CHRISTMAS FESTIVITES.	608	5073	753	6092

Contd.

10.11 Imports by Economic Categories (Detail)

(In Thousand Rupees)				
I T E M S	Mar-14	FROM JUL-2013	Mar-13	FROM JUL-2012
950590 OTHER ENTERTAINMENT ARTICLES	6251	123199	3637	81450
950611 SNOW SKIS				48
950619 OTH;SNOW SKI EQUIPMENT.	28	486		1769
950629 OTH;WATER SKI,SURF BOARD W-SPO	1013	9907	21	993
950631 GOLF CLUBS COMPLE/OTH GOLF EQU	497	790	148	9029
950632 GOLF BALLS	167	1733	300	1682
950639 OTHER;GOLF EQUIPMENTS	100	2646	77	11370
950640 ARTI,EQUIP FOR TABLE-TENNIS.	252	4605	2554	7735
950651 LAWN-TENNIS RACKETS,W/N STRUNG	295	2796	338	2526
950659 OTH; BADMINTON,SIMILAR RACKET	1957	60778	7131	57587
950661 LAWN TENNIS BALLS	7890	82913	2898	62967
950662 INFLATABLE BALLS	465	23850	716	8029
950669 OTH BALL O/THN GOLF,T-TEN BALL	1416	22218	2369	29872
950670 ICE SKATES,ROLLER INCL SKABOOT		1832	8	2192
950691 EQUIP. FOR OTHER PHY EXERCISE	29290	440496	78086	498229
950699 OTHER;SPORTS GOODS N.E.S.	52720	589156	59452	416353
950710 FISHING RODS		198		128
950720 FISH -HOOKS,W/N SNELLED	769	1630		187
950730 FISHING REELS		158		56
950790 OTH LINE FISHING TACKLE NETS	124	1958	52	1123
950810 TRAVELLING CIRCUSES/MENAGERIES				1
950890 SWINGS,SHOOTING GALLERIES ETC.	7961	63756	267	28149
960110 WORKED IVORY,ARTICLES OF IVORY		165		312
960190 OTH,ANIMAL CARVING MATERIL,ART	31	1443		1575
960200 WORKED VEGE,MINERAL MATERIAL	401593	1990457	50691	1148163
960310 BROOM,BRUSHE,CONS TWIN,VEG-MAT	190	15080	1485	20779
960321 TOOTH BRUSHE,INCL DENT-PLA BRU	12092	335499	18520	194838
960329 OTH;SHAVING,HAIR,NAIL BRUSHES.	3858	82256	4184	41999
960330 ARTST,WRITING,SIMILAR BRUSHES	343	7216	1184	6278
960340 PAINT,DISTEPER,VARNISH BRUSHES	3902	21455	204	5602
960350 OTH BRUSHES CONSTI PART MACHIN	4159	29881	3954	43315
960390 OTH;HAND OPE MECHANICAL F-SWEPR	12553	84276	3004	63795
960400 HAND SIEVES AND HAND RIDDLES.	575	594		594
960500 TRAVEL SETS FOR PERSONALTOILE.		14499		5751
960610 PRESS-FASTENERS,SNAP-FASTENER.	17996	226925	18350	247683
960621 BUTTON OF PLASTICS,NOT COVERED	16542	289713	10709	176485
960622 BUTON OF BASE METAL,COVER TXT	31072	386919	22572	290485
960629 OTHER BUTTONS	191847	1460147	118374	1261823
960630 BUTTON MOULD,PART,BUTTON BLANK	480	6293	2522	12974
960711 SLIDE FASTENER FIT CHAIN SCOP.	34728	314496	28859	308132
960719 OTHER;SLIDE FASTENERS	194403	1703304	136820	1337351
960720 PARTS; SLIDE FASTENERS	140889	1150958	133540	980603
960810 BALL POINT PENS	9015	77381	4045	127527
960820 FELT TIPPED.PORUS TIPPED PEN	37171	175916	31932	195318
960830 FOUNTAIN PEN,STYLOGRADH PEN	3673	58310	1774	20009
960840 PROPELLING OR SLIDING PENCILS		124	486	1859
960850 SETS OF ARTICLS FROM TWO FOR-H	334	6142		799
960860 REFILLS FOR BALL POINT PEN.	14142	104602	14790	105542
960891 PEN NIBS AND NIB POINTS	37763	228716	25674	252338
960899 OTH;PEN,PENCILE,SIMILAR HOLDER	3797	138921	16001	154453
960910 PENCILS&CRAYON W-LEADS ENCASD.	51894	477003	20339	386466
960920 PENCIL LEADS,BLACK OR COLOURED	28943	233724	5184	198413
960990 OTH;PENCIL,DRAWING CHARCOALS.	12941	66212	6135	47697
961000 SLATES&BOARDS,WRITNG/DRAWIN	549	5755		8743
961100 DATE,SEALING OR NUMBERING STAM	612	4918	3466	7479
961210 TYPEWRITER OR SIMILAR RIBBONS	9872	84260	10405	103625
961220 INK-PADS	86	1076	133	559
961310 POCKET LIGHTERS,GAS FUELLED	11916	112797	879	22145
961320 POCKET LIGH,GAS FUELL,REFILLAB	885	28483	317	7687
961380 OTHER LIGHTERS	2986	24016	2141	18444
961390 PARTS OF CIGARETTE LIGHTERS	19442	21535		447

Contd.

10.11 Imports by Economic Categories (Detail)

(In Thousand Rupees)				
I T E M S	Mar-14	FROM JUL-2013	Mar-13	FROM JUL-2012
961400 SMOKING PIPE&CIGAR OR CIG.HOLD	453	4822	32	2136
961511 COMBS,HAIR-SLIDES,OF HARD RBER	1235	10833	445	5090
961519 OTH;HAIRPINS,CURLING PINS,LIKE	1664	37054	1712	30252
961590 OTH;COMES HAIR-SLIDES,LIKE,PAR	19352	268802	4505	224750
961610 SCENT SPRAY SIMI TOILET SPRAY	2596	49713	7703	68897
961620 POWDER-PUFFS&PADS FOR APPLICA		3043	60	3200
961700 VACCUM FLASKS&OTH VACUM VESS	24259	393271	34565	300129
961800 TAILORS,DUMMIERS&OTH LAY FING.	1505	19611	2107	19978
970110 PAINTING,DRAWING,PASTELS.		1863	12328	13751
970190 OTH COLLAGES&SIMI DECORATIVE	1676	5704	328	3713
970200 ORIGINAL ENGRAVINGS,PRINTS.		324		41
970300 ORIGINAL SCULPTURES&STATUARY	107	6410		550
970400 POSTAGE&REVENUE STAMPS,ST-POS				10
970500 COLLECTIONS&COLLECTORS, PIECS.		1308		2150
970600 ANTIQUES OF AN AGE EXE 100 YE.	18	18		
990900 TRANSACTIONS LESS THAN RS.1000	2410	74219	642	16265
991000 SAMPLES HAVING NO-COMMER VALUE	27392	230173	17624	325778
2. RAW MATERIAL TOTAL (A + B)	206878187	2073559920	212729525*	1953402197
A. CONSUMER GOODS TOTAL	180810203	1855966506	189502424*	1735656981
050400 GUTS,BLADERS,STOMACH OF ANIMAL	2214	49830	3339	19471
050590 OTH SKINS AND PARTS OF BIRDS	10909	99876	11701	43315
050610 OSSEIN,BONES TREATED WITH ACID	7600	70445	8851	71833
050690 OTH POWDER & WASTE OF BONES	736	13478	1084	13358
050790 OTH TORTOISE-SHELL WHALEBONE		10171		8388
050800 CORAL&SIMILAR MATERIAL/POWDER		13588		1617
051000 AMBERGRIS,CASTOREUM CIVET,MUSK	122	552	400	1132
051110 BOVINE SEMEN	1748	105854	3648	62108
051191 PRODUCTS OF FISH, CRUSTACEANS		1583	158	1159
051199 OTH ANIMAL PRODUCTS NOT ELSWHE		88		1775
060110 BULBS TUBERS,TUBEROU,ROOT,ETC	9993	46445	7684	39298
060120 BULB TUBERS,ROOTS,CHICORY PLAN		5497	244	5596
060210 UN-ROOTED CUTTING AND SLIPS	929	3122	709	1765
060220 TREES,SHRUBS,BUSHES,GRAFTED		858	10	1244
060240 ROSES,GRAFTED OR NOT		271		
060290 OTHER LIVE PLANTS	12511	50527	10693	51808
060311 ROSES FRESH	182	1999	82	2291
060313 ORCHIDS FRESH	34	302		
060314 CHRYSANTHEMUMS FRESH	1704	20249	1606	15657
060315 LILIES FRESH	101	573		
060319 OTH FRESH FLOWER,BUDS FOR BOUQ	739	6416	995	8303
060390 OTH FLOWERS & FLOWERS BUDS	186	1458	166	1148
060490 O.PARTS OF PLANTS FOR BOUQUETS		93		16
110812 MAIZE (CORN), STARCH	2632	21590	3622	17188
110813 POTATO, STARCH	18315	314783	23703	223731
110814 MANIOC (CASSAVA) STARCH		16098		5209
110819 OTHER STARCHES	469	1306	2403	5615
110820 INULIN	3022	7596	1279	5162
110900 WHEAT GLUTEN,WHETHER/NOT DRIED	376	29548	1530	21972
120110 SOYA BEAN SEED				30
120190 SOYA BEAN,W.OR-N-BROKEN/SHELED	18	77	26	137
120230 GROUND-NUTS SEED				792
120241 OTH GROUND NUTS IN SHELL	349	119904	428	86803
120242 GROUND-NUTS SHELLED BROKEN/N-B	72316	485835	37525	445976
120300 COPRA	74390	1179412	60531	1257154
120400 LINSEED,WHETHER OR NOT BROKEN				1168
120510 LOW ERUCIC ACID RAPE/COLZASEED	2337082	19652343	3904912	38000260
120590 OTHER RAPE/COLZA SEED	208430	809833		24

Contd.

10.11 Imports by Economic Categories (Detail)

ITEMS	(In Thousand Rupees)			
	Mar-14	FROM JUL-2013	Mar-13	FROM JUL-2012
120600 SUNFLOWER SEED,WHETH/NOT BROKE	190894	7781717	398	726093
120721 SEEDS FOR CROP (COTTON SEEDS)			16	16
120729 OTHER COTTON SEEDS	5582	5582		
120740 SESAMUM (SESAME) SEEDS		7353		2126
120750 MUSTARD SEEDS		17910	36	6819
120770 MELON SEEDS		27		3061
120791 POPPY SEEDS				30
120799 OTH,OIL SEED/OLEAGINOUS FRUITS	1742	29879	8	14023
120810 FLOUR AND MEALS OF SOYA BEANS	180	2384		1782
120890 FLOUR/MEALS OF OTH OIL SEEDS				28
120910 SUGAR BEET SEED USE FOR SOWING		49840		78937
120921 LUCERNE (ALFALFA) SEED	14106	295913	10172	333212
120922 CLOVER (TRIFOLIUM) SEED	34808	1063860		1629623
120925 REY GRASS SEED				623
120929 OTHER SEEDS OF FORAGE PLANTS	362431	819600	265574	546666
120930 SEED OF HERBACEOUS PLANTS	687	784	566	1675
120991 OTHER; VEGETABLE SEEDS	201637	1937104	111941	1846492
120999 OTH SEEDS OF FRUIT FOR SOWING	61308	803628	24585	356757
121190 OTH PLANTS AND PARTS OF PLANTS	70000	905823	41517	392207
121221 SEAWEDS/ALGAE FIT FOR HUMAN	56	2040	26	1139
130190 OTH;NATURAL GUM,RESIN & BALSAM	23400	204827	23096	191237
130211 OPIUM SAPS AND EXTRACTS				6
130212 SAP AND EXTRACTS OF LIQUORICE	42	435		
130219 OTH SAPS & EXTRACT OTH VEG SAP	10067	212252	24229	137752
130220 PECTIC SUBSTANCES,PECTINATES	7821	46616	8228	61089
130231 AGAR-AGAR		25581	6916	23665
130232 MUCILAGES&THICKENERS,LOC SEED	16454	61587	37033	205883
130239 OTHER MUCILAGES AND THICKENERS	25754	150847	11558	118176
140110 BAMBOOS	6303	27071	3907	26843
140120 RATTANS	11769	41195	7761	41676
140190 OTH VEG MATERIAL USED PLAITING	266	266		
140490 TENDU LEAVES(BIDI LEAVES)	252414	1990490	226266	1756498
150190 POULTRY FAT OTH THAN H-02.09		22267		
150210 TALLOW (OTHER THAN OF H-15.03)	214588	1382494	232979	2650541
150290 OTH FAT BOVIN ANMAL,SHEEP GOAT				19164
150300 LARD STEARIN/OIL,TALLOW OILS				1269
150410 FISH-LIVER OILS THEIR FRACTION			103	189
150420 FATS OILS THEIR FRACT OF FISH		1660		1288
150430 FATS & OILS & THEIR FRACTIONS				6
150500 WOOL GREASE,CRUDE,FETTY SUBS	11989	57708	14080	44815
150600 OTH ANIMAL FATS AND OILS/FRACT		7679	339	2275
150710 SOYABEAN OIL & ITS FRACT CRUDE	2038147	5737622	223975	4501716
150790 OTH SOYABEAN OIL & IT FRACTION	18756	180468	12970	164008
150890 OTH GROUND NUT OIL & ITS FRACT	2030	10518	1707	8366
150910 OLIVE OIL & ITS FRACT (VIRGIN)	8358	69699	4048	70945
150990 OTH OLIVE OIL & ITS FRACTIONS	54363	364341	26924	311088
151000 OTH OIL/FR,INCL BLENDS OF OIL		823		4010
151110 PALM OIL & ITS FRACTIONS CRUDE	558250	7675705	2332378	30608307
151190 OTH PALM OIL & ITS FRACTIONS	13351987	135082599	10599914	117739635
151219 OTH SUNFLOWER SEE&SAFLOWER OIL	1548	7726	726	56312
151311 COCONUT OIL,ITS FRACTION CRUDE	2495	50651	13165	157873
151319 OTH COCONUT OIL,ITS FRACTIONS	61186	374213	49074	378343
151329 OTH PALM KERNEL/BABASSU OIL	50727	642110	113144	806398
151419 OTH COLZA/MUSTER OIL,FRA/CRUDE			1497	2163
151499 OTH RAPE SEED OIL ITS FRACTION				65
151511 LINSEED OIL & ITS FRACT CRUDE			3706	7035
151519 OTH LINSEED OIL & ITS FRACTION	425	805		5718
151529 OTH MAIZE OIL & ITS FRACTIONS	2091	19584	3560	18082
151530 CASTOR OIL AND ITS FRACTIONS		2931	569	4610
151550 SESAME OIL & ITS FRACTIONS	478	1113		1070
151590 OTH FIXED VEGETABLE OILS/FRACT	347	22630	446	5924

Contd.

10.11 Imports by Economic Categories (Detail)

(In Thousand Rupees)				
I T E M S	Mar-14	FROM JUL-2013	Mar-13	FROM JUL-2012
151620 VEG FATS/OILS AND ITS FRACTION	120042	1157834	202022	1867893
151710 MARGARINE,EXCL LIQUID MARGARIN	1457	169116	2220	93940
151790 OTH MARGARIN,EDIB MIX/PREP ETC	91758	674591	21238	544969
151800 ANIMAL/VEG FAT/OILOXIDISE ETC	4775	56231	25258	120735
152000 GLYSEROL,CRUDE WATER & LYES	1989	36093		7154
152110 VEG WAX WHETHER OR NOT REFINED	508	9646	5926	13789
152190 OTH BEES WAXES,OTH INSECT WAX	5871	38968		35283
152200 DEGRAS,RESIDUES ANIM/VEG WAXES	7723	136196	47247	794607
160100 SAUSE,PROD MEAT-FOOD PREP OFFL	619	5304	5666	13085
220710 UNDENATURE ETHYL ALCOHOL O/SPR		29	55	75
220720 ETHYL ALCOHOL/OTH SPIRITS DEN				866
240120 TOBACO-WHOLY/PARTLY STE/STRIP	114966	984668	112957	791793
240130 TOBACCO REFUSE	2535	13651	91	1678
251010 AAT,C/PHOS,ALUM/C/PHOS&PH/CUG		2405744	30	3072957
251020 AAT,C/PHOS,ALUM/C/PHOS&PH/CGD		395		41477
270810 PITCH		9554	1695	9718
270900 PETROLEUM OILS FROM BITUMINOUS	44233050	449278689	48035462	389548486
271019 KEROSENE,INCL KER.TY. JET FUEL	37830987	504304896	54043633	524637549
271020 PETROLEUM OILS(OTH THAN CRUDE)		817		45
271091 WASTE OIL (PCBs),(PCTS),(PBBS)				280
271099 OTH WASTE OILS	150	3148	1993	146503
271111 NATURAL GAS,LIQUIFIED	17	317	74	3131
271112 PROPANE, LIQUIFIED	406	6304	1953	12899
271113 BUTANES, LIQUIFIED	96	212		145
271114 ETHYLENE,PROPYLENE,BUTYLENE	5478	107300	3624	25924
271119 OTH GAS HYDROCARBONS LIQUIFIED	407607	5995140	139489	6214625
271121 NATURAL GAS,IN GASEOUS STATE			1233	1470
271290 OTH PETROLEUM WAX ETC	85340	371195	8166	257634
271311 PETROLEUM COKE;NOT CALCINED	62696	676743		726706
271312 PETROLEUM COKE; CALCINED	800	8439		16332
271320 PETROLEUM BITUMEN	64412	500661	99198	2255426
271490 OTH BITUMEN & ASPHALT NATURAL.		2451		23350
290110 SATURATED ACYCLIC HYDROCARBONS	575	25623	3625	24644
290121 UNSATURATED ETHYLENE.	1226916	7781737	770448	6681705
290129 OTH UNSATURATE ACYLIC HYDCARB	2	4027	898	4271
290211 CYCLOHEXANE		58		107
290219 OTH CYCLANES/CYCLOTERPENES	38706	192787	18055	116794
290220 BENZENE, PURE		27		176
290230 TOLUENE, PURE	35884	666666	43231	521896
290241 O-XYLENE	164858	1705926	283167	1695862
290242 M-XYLENE	22	22		
290243 P-XYLENE	3518731	32529901	4057395	33874114
290244 MIXED XYLENE ISOMERS	7331	95365	73443	133116
290250 STYRENE	547565	7114494	695713	6651847
290260 ETHYLBENZENE		5147		9004
290290 OTH CYCLEC HYDROCARBONS	19483	146153	7357	107649
290311 CHLOROMETHANE,& CHLOROETHANE		2908		
290312 DICHLOROMETHANE(METHYLEN CHLRD	18087	201500	14527	219822
290313 CHOLOROFORM(TRICHLOROMETHANE)	16644	256769	40897	149229
290315 ETHYLENE DICHLORIDE(1,2-DI CH)		315937		346963
290319 OTH SATAR DERIV ACYCL HYDCARB	3163	29049	4719	63933
290321 UNSATURATED VINYL CHLORIDE		197869	683	270380
290322 UNSATURATED TRICHLOROETHYLENE	13301	152192	12169	123384
290323 UNSATURATE TETRACHLOROETHYLENE	671	45158	1205	40327
290329 OTH UNSATUR DERIV ACYCL H'CARB		5	10	10018
290339 OTH FLUORINATED,BRO DERIVATIES	105022	438356	59881	483660
290371 CHLORODIFLUOROMETHANE	8958	85978	5722	105749
290373 DICHLOROFLUOROETHANES	3773	12079		17351
290377 PENTACHLOROFLUORO METHANE		22959	7946	27214
290379 OTH CHLORODIFLUOROMETHANE	15392	275437	41376	324862
290381 1,2,3,4,5,6HEXACHLORO CYCLOHEX				193

Contd.

10.11 Imports by Economic Categories (Detail)

(In Thousand Rupees)				
I T E M S	Mar-14	FROM JUL-2013	Mar-13	FROM JUL-2012
290391 CHLOROBENZENE, O-DI/P-DI CHLORO	15	3016		6482
290399 OTH HALOGENATED DERIV H.CARBON	1513	25949	5110	18339
290410 DERIV SULPHO GRP IT SALT/EYHYL	15041	77028	8505	50320
290420 DERIVAT ONLY NITRO/NITRO GROUP	18	13037	2590	16764
290490 OTH,SUPHO,NITRAT NITROS H'CARB	4843	30356	4886	22957
290511 SATURAT METHANOL(METHYL ALCHL)	614078	3796965	345838	2690123
290512 PROPYL/ISOPROPYL ALCOHOL	121464	899377	90155	888591
290513 SATUR BUTAN-I-01(N-BUTYLALVHL	535	50155	1418	107531
290514 OTHER SATURATED BUTANOLS	26078	142301	13835	140146
290516 SATUR OCTANOL/ISOMERS THEREOF	454583	3154708	291473	2846456
290517 DODECAN-1-01HEXADECAN/OCTADEC	1167	48720	3911	51330
290519 SATUR MONOHYDRIC ALCOHOLS	971	27678	1484	4658
290522 UNSATUR ACYCLIC TERPENE ALCOHL	1699	41367	26047	47911
290529 OTH UNSATUR MONOHYDRIC ALCOHOL	259	14834		7025
290531 ETHYLENE GLYCOL(ETHANEDIOL)MEG	1646615	21169430	2915252	21619514
290532 PROPYLEN GLYCOL(PROPAN-1,2-DIO	106483	780375	62885	550672
290539 OTHER, DIOLS	9718	60383	26739	55540
290541 2-ETHYL-2(HYDROXYMETHLY-PROPAN		7891		12897
290542 PENTAERYTHRITOL	39572	334202	21884	226769
290543 MANNITOL	10767	88665	3909	49209
290544 D-GLUCITOL (SORBITOL)	6782	19216	1430	23028
290545 GLYCEROL	66787	477990	45122	343027
290549 OTHER,POLUHYDRIC ALCOHOLS	2134	12676	4087	23402
290559 OTHER HALOGENATED, SULPHONATED		10951	1951	15162
290611 MENTHOL	23005	322500	39922	529587
290612 CYCLOEXANOL, METHYL/DIMETHYL		5311	248	1788
290613 STEROLS AND INOSITOLS	2372	14456	200	6197
290619 OTH,CYCLANIC,CYCLNIC CYCLOTER	3995	58461	4044	60319
290621 BENZYL ALCOHOL	3366	51628	5314	33083
290629 OTH,AROMATIC CYCLIC ALCH HALOG	10987	38553	1870	16937
290711 PHENOL(HYDROXYBENZENE)IT SALT	65063	366143	41259	214231
290712 CRESOLS AND THEIR SALTS	188	851	22	414
290715 NAPTHOLS & THEIR SALTS	136	5540	37	4807
290719 OTHER MONOPHENOLS	9306	25019	111	24265
290721 RESORCINAL AND ITS SALTS	834	20373	1583	15675
290722 HYDROQUINONE (QUINOL)ITS SALT	2122	27292	4141	11947
290723 4,4-ISOPROPYLDENEDIPHENOL/SALT	7875	17506	2617	9037
290729 OTHER, POLYPHENOLS	8111	70014	3738	45896
290819 OTH DERI CON ONL HALOGEN SUBST	931	8356		17963
291511 FORMIC ACID	23583	214693	16263	190135
291512 SALTS OF FORMIC ACID	94943	512833	45176	456257
291513 ESTERS OF FORMIC ACID	629	1517	44	218
291521 ACETIC ACID	122500	1306191	31569	1289131
291524 ACETIC ANHYDRIDE		753	39	1824
291529 OTH,ACETIC ACIDE & ITS SALTS	2610	26916	5014	79543
291531 ETHYL ACETATE	21045	64663	6087	68155
291532 VINYL ACETATE	134778	1197217	84448	859758
291533 N-BUTYL ACETATE		2878		2084
291536 DINOSEB (ISO) ACETATE	69	69		952
291539 OTHER,ESTERS OF ACETIC ACID	133357	788896	45978	476641
291540 MONO/DI/TRICHLOROACETIC ACID-S	1670	5836	748	2862
291550 PROPIONIC ACID,ITS SALT/ESTERS	8488	47370	4543	27027
291560 BUTYRIC/VALERIC ACID/SALT/ESTR	15925	148271	16148	108367
291570 STEARIC ACID	8516	85150	3457	60606
291590 OTH SAT ACYCLIC MONOCARBOXYLIC	57889	496491	28569	433558
291611 UNSATU ACRYLIC ACID/ITS SALTS	29306	177014	21217	113903
291612 UNSATURATE ESTER ACRYLIC ACID	134786	1456067	106900	1107310
291613 UNSATU METHACRYLIC ACID/SALTS	11722	50806	574	12798
291614 UNSATU ESTER,METHARYLIC ACID	59015	482142	29159	408869
291615 OLEIC,LINOLEIC/LINOLENIC ACID	3	9561	708	10109
291619 OTH UNSAT ACYLIC M/CARBOX ACID	21224	115492	6170	64174

Contd.

10.11 Imports by Economic Categories (Detail)

(In Thousand Rupees)				
I T E M S	Mar-14	FROM JUL-2013	Mar-13	FROM JUL-2012
291620 CYC-LANIC,LENIC LOTEPHENI ACID	20451	66870	10108	57212
291631 BENZOIC ACID,ITS SALTS/ESTERS	36699	175148	10586	105071
291632 BENZOYL PEROXIDE/BENZYL CHLRID	1815	20755	4800	13811
291634 PHENYLACETIC ACID & ITS SALTS		40		711
291639 OTH,ARMATIC MONOCARBOXYIC ACID	65909	489395	71772	446960
291711 OXALIC ACID/ITS SALTS/ESTERS	9443	101980	12211	162463
291712 ADIPIC ACID,ITS SALTS/ESTERS	3512	16568	65	38156
291713 AZELAIC/SEBACIC ACID/SALT/ESTR	8151	17255	2522	19731
291714 MALEIC ANHYDRIDE	35291	83822	6569	72718
291719 OTH ACYCLIC POLYCARBOXYL ACID	7638	75478	6546	40865
291720 CYC-LANIC,LENIC LOTERPENC ACID	1641	15595	4507	36991
291732 DIOCTYL ORTHOPHTHALATES	2	5600	65	12436
291733 DINONY/DIDECYL ORTHOPHALATES	3937	4044		2354
291734 OTH ESTERS ORTHOPHTHALIC ACID	19268	146691	23737	111430
291735 PHTHALIC ANHYDRIDE	41574	95780	43648	176090
291736 TERPHTHALIC ACID AND ITS SALTS	110150	2188543	375520	4808943
291739 OTH POLYCARBOXYLIC ACIDS/DERIV	22604	235817	33356	252780
291811 LACTIC ACID,ITS SALTS/ESTERS	7917	100459	8060	98066
291812 TARTARIC ACID	13661	47171		28132
291813 SALT & ESTER OF TARTARIC ACID	3750	8318	1489	6626
291814 CITRIC ACID	284829	1144066	105656	715142
291815 SALTS & ESTER OF CITRIC ACID	25526	166169	26942	122853
291816 GLUCONIC ACID,SALTS & ESTERS	69605	421761	63876	391667
291818 CHLOROBENZILATE (ISO)		2467		2097
291819 OTH CARBOXYLIC ACID W/ALCOHOL	14879	91388	21127	68472
291821 SALICYLIC ACID AND ITS SALTS	4266	24196	1202	19098
291822 O-ACETYLSALIC ACID/SALT/ESTER	11406	82215	2094	88359
291823 OTH ESTER,SALICYLIC ACID/SALTS	380	6024	2280	4550
291829 OTH CARBOXYLIC ACID+PHENOL FUN	7309	101636	11290	78576
291830 CARBOXYLIC ACID+ALDEHYDE/KETON	6710	44862	7439	44427
291891 2,4,5-T(ISO)(2,4,5-TRICHLOROPH		9062	146	2868
292990 OTH COMP WITH OTH NITROGN FUNC	28565	158542	9512	117921
293020 THIOCARBAMATE/DITHIOCARBAMATES	13913	264429	42355	171393
293030 THIURAM MONO-,DI-,TETRASULPHID	389	34783	5433	12044
293040 METHIONINE	267355	2032520	207920	1680256
293090 OTHER ORGANO-SULPHUR COMPOUNDS	111447	883276	12270	298109
293110 TETRAMETHYL LEAD&T-ETHYL LEAD	1926	14064		
293120 TRIBUTYL TIN COMPOUNDS				758
293190 OTH O-ALKYL&(O-2-(DIALKYL),COMP	156273	627572	46818	489779
293211 TETRAHYDROFURAN	63	2822		261
293212 2-FURALDEHYDE (FURFURALDEHYDE)		37420		34606
293213 FURFURYL ALCOH/TETRAHYDRFURFYL		287		1386
293219 OTH COMP UNFUSED FURAN RING	5031	41277	10188	47534
293220 LACTONES	10840	87038	13423	103852
293299 OTH HETEROCYCLIC COMP W/OXYGEN	165547	1396849	210771	1329400
293311 PHENAZONE & ITS DERIVATIVE		7315	125	54599
293319 OTH COMP UNFUSE PYRAZOLE RING	3930	45450	9287	105740
293321 HYDANTOIN AND ITS DERIVATIVES	3619	16662	1551	21222
293329 OTH COMP UNFUSE IMIDAZOLE RING	92271	859363	45314	766669
293331 PYRIDINE AND ITS SALTS		1675	3708	5277
293332 PIPERIDINE AND ITS SALTS	117	670		86
293333 ALFENTANIAL(INN)(ANILERIDINE)		125532	130	109447
293339 OTH COMP UNFUSE PYRIDINE RING	251229	2177833	270949	2258022
293349 OTH COMP QUINOLIN/ISO-QUINOLIN	105190	1103012	122620	1104309
293352 MALONYLUREA/IT DERIV/SALT THOF				512
293353 ALLOBARBITAL(INN)(AMBARBITAL)		3524	16	2563
293354 OTH DERIVATIVES OF MALONYLUREA		1998		3274
293359 OTH COMP PYRIMIDINE/PIPER RING	140084	1693642	155985	1566744
293361 MALAMINE	70938	500906	60085	358725
293369 OTH COMP UNFUSE TRIAZINE RING	37255	636456	85161	232016
293371 6-HEXANELACTAM(EPSILON-CAPROL)	469	8355	1574	7711

Contd.

10.11 Imports by Economic Categories (Detail)

ITEMS	(In Thousand Rupees)			
	Mar-14	FROM JUL-2013	Mar-13	FROM JUL-2012
293372 CLOBAZAM(INN),METHPRYLON(INN)		34814		
293379 OTHER LACTAMS	4695	244243	27054	303713
293391 ALPRAZOLAM(INN) CAMAZEPAM(INN)	776	38342		26634
293399 OTHER HETROCYCLIC COPMOUNDS	174930	1619304	133512	1282891
293410 COMP UNFUSE THIAZOLE RING	18786	149563	31086	148334
293420 COMP BENZOTHIAZOLE RING SYSTEM	19847	81322	7153	53565
293430 COMP PHENOTHIAZINE RING SYSTEM	2233	50888	4672	70568
293491 AMINOREX(INN),BORTIZOLAM(INN)		6509	1961	6415
293499 OTHER NUCLEIC ACIDS&SALTS	473777	3738853	448659	3914200
293999 OTH VEGETABLE ALKALOIDS NATURL	409	131585	19270	170616
294190 OTHER ANTIBIOTICS.	524008	4313384	392390	3866545
300692 WASTE PHARMACEUTICALS		66		
310100 ANIMAL/VEG FERTILIZER/PRODUCTS	1386	15704	12064	47810
310210 UREA,WHET OR NOT AQUEOUS SOLUT		37071361	39	15174465
310221 AMMONIUM SULPHATE	16869	310324	9417	147947
310229 MIX AMMONIUM SULPHATE/NITRATE		247915		116337
310230 AMMONIUM NITRAT,WHET/NOT AQUES	26547	240326	68003	241981
310250 SODIUM NITRATE	7069	76538	5782	42842
310260 MIXT,CALCIUM/AMMONIUM NITRATE		2546		2418
310290 OTH,MIN/CHEM NETROG FERTILZER	16398	69182	9360	57651
310310 SUPER-PHOSPHATES	57239	211485		56210
310390 OTH,MIN/CHEM FERTILIZE PHOSPHT		7669	14395	19546
310420 POTASSIUM CHLORIDE	94971	569482	18207	298269
310430 POTASSIUM SULPHATE	60644	313292	18758	368401
310490 OTH,MIN/CHEM FERTILIZE POTASIC	337688	1168334	71988	421546
310510 MIN/CHEM FERTILIZER >10KG		2650		117
310520 MIN/CHEM FERTZ ELEM NIT/PHO/PT	59313	274605	24793	237436
310530 DIAMMONIUM HYDROG ORTHO-PHOSPH	62625	19558880		25560387
310540 AMMONIUM DIHYDROGEN ORTHO-PHOS		305521	730	341221
310551 CHEM FERTZ CON NITRAT/PHOS		342386		6393
310559 OTH MIN/CHEM FERTZ NITRAT/PHOS	16839	95341	12021	48312
310560 MIN/CHEM FERTZ ELEM PHOS/POTAS		323		3458
310590 OTH MINER/CHEMICAL FERTILIZER	24883	115856	46857	4056192
320110 QUEBRACHO EXTRACT	8920	73212	12073	70635
320120 WATTLE EXTRACT	29368	384987	23517	195061
320190 OTH TANNING/EXTRACT VEG/GAMBER	36408	343878	44470	308666
320210 SYN ORGANIC TANNING SUBSTANCE	157291	1237681	169524	978847
320290 OTH,INORGANIC TANING SUBSTANCE	70538	962264	74151	780784
320300 COLOUR MATTER,VEG/ANIMAL	2934	35278	9080	37500
320411 DISPERSE DYES/PREP BASE THEROF	177460	1376385	82394	912526
320412 ACID DYES PREMETALISE/PREP/DYE	134650	1162036	93012	662392
320413 BASIC DYES/PREP BASE THEREON	79244	514600	31118	371212
320414 DIRECT DYES/PREP BASE THEREON	21973	205975	13774	177227
320415 VAT DYES INCL PIGMENT/PREPARAT	285329	2301276	224562	1825423
320416 REACTIVE DYES PREP BASE THREON	894761	6338826	508134	3596013
320417 PIGMENT PREP BASE THEREON	251526	1755477	190101	1632792
320419 OTH SYN ORGN COLOURING MATTER	62814	821046	55490	725735
320420 SYN ORGN PROD USE FLUORESCENT	31032	370954	40016	361220
320490 OTH,SYN ORGN COLOURING MATTER	1383	51694	3517	36049
320500 COLOUR LAKES,PREP AS SPECIFIED	18591	146658	14428	158729
320611 PIGMENT PREP TITANIUM DIOXIDE	451235	4068626	464867	3759136
320619 OTH,PIGMENT/PREP TITANIUM DIOX	9418	84366	5579	82935
320620 PIGMENT/PREP,CHROMIUM COMPOUND	11736	115511	11384	109246
320641 ULTRAMARINE/PEP BASE THEREON	8499	38601	4371	24538
320642 LITHOPONE/OTH PIGMENT/ZINC SUL		29919	4507	29639
320649 OTH,COLOURING MATTER PREPARATN	37559	360607	22363	250334
320650 INORGANIC PRO USE LUMINOPHORES		5383		3520
320710 PREP PIGMENT/OPACIFIER/COLOURS	22552	127408	17953	146760
320720 VITRIFIABLE ENAMEL/GLAZE/ENGOB	11001	58357	5626	67484
320730 LIQUID LUSTER/SIMILAR PREPARAT	2469	15712		11389
320740 GLASS FRIT/POWDER GRANULE/FLAK	79292	689137	33077	476020

Contd.

10.11 Imports by Economic Categories (Detail)

(In Thousand Rupees)				
I T E M S	Mar-14	FROM JUL-2013	Mar-13	FROM JUL-2012
320810 PAINT/VARNISH BASE ON POLYSTER	17676	192434	12338	198691
320820 PAINT/VARNISH,ACRY/VINYL POLYM	29022	154907	19451	145334
320890 OTH PAINT BASED ON POLYAMIDES	136620	1045197	104537	863673
320910 PAINT/VARNISH ACRY/VINYL POLYM	34477	61877	2902	20941
320990 PAINT/VARNISH,SYN POLYMER/AQS	21374	250496	37192	152772
321000 OTH PAINT & VARNISH FOR LEATHE	17093	173084	17382	130013
321100 PREPARED DRIERS.	20364	115926	10110	132891
321210 STAMPING FOILS	21873	206290	14132	153039
321290 OTH,PIGMENT DISPERSE NON AQUOS	17477	138143	11252	129831
321310 COLOURS IN SETS	2816	23951	1272	18350
321390 OTH COLOUR ARTIST/PAINTERS	48	1387	7	2355
321410 GLAZIERS/GRAFTING PUTTY,RESIN	21034	191080	17274	144596
321490 NON-REFRACTORY SURFACING PREP	45302	250053	51554	286990
321511 ROLLING COATING PRINT INK BLK	16235	247958	21933	275527
340290 OTH ORG SURFAC ACT,WASH/CLEAN	151371	1117320	102796	707754
340311 PREP TEXTILE/LEATHER/OIL MATRL	54060	314756	26881	244794
340319 LUBRICAT PREP CONT PET/MIN OIL	105783	780758	70830	679048
340391 OTH,PREP TEXT/LEATHER/FURSK ML	472295	1695948	163901	1234448
340399 OTH LUBRICAT PREP OIL/GREASE	42358	332888	27607	326605
340420 ART/PREP WAXES,POLYETHEL GLYCL	19802	193007	13039	161050
340600 CANDLES,TAPERS AND THE LIKE	1581	41686	1280	34441
340700 MODELING PASTE ETC RETAIL SALE	4350	27813	5077	20703
350110 CASEIN	8527	59366	4222	33491
350220 MILK ALBUMIN,INCL WHEY PROTEIN		21550		21
350290 OTH ALBUMIN O/T EGG ALBUMIN		1295	21	360
350300 GELATIN&GELATIN DERIVATIVE	12632	133620	12289	56750
350400 PEPTONEDERV,PROTEIN SUBSTANCE	5411	46045	5176	33856
350510 DEXTRIN,OTH MODIFIED STARCHES	39424	322111	18505	271967
350520 GLUES	13303	70815	9137	73230
350610 PROD SUITABLE USE GLUE/ADHESIV	17332	136310	4312	77419
350691 ADHESIVE/RUBBER/PLASTIC/RESIN	118013	728759	70200	576444
350699 OTH PREP GLUE/ADHESIVE	12360	93348	7663	78545
350710 RENNIN AND CONCENTRATE THEREOF	1344	2808	329	3334
360690 OTH FERRO CERIUUM/OTH PYROPHORC		545		438
370110 X-RAY FILM,PLATE IN FLAT UNEXP	62145	674781	63922	630793
370120 INSTANT PRINT FILM UNEXPOSED	11	2975		547
370130 OTH UNEXPOSED PLATE>255MM	54281	341922	19242	380204
370191 O.PL/FILM-COLOUR PHOTOGRAPHY		8317		
370199 OTH PHOTOGRAP/PLAT/FILM/UNEXPS	599	824	16	1104
370210 PHOT-FILM ROLL UNEXPOSE,X-RAY	81	10925	186	5350
370231 OTH PHOT/FILM ROLL<105MM		969	85	5730
370239 OTH PHOT FILM ROLL ST/UNEXPOSE	201	7982	1017	4318
370243 PHOT FILM W>610MM,L<200M	418	47058	7757	21582
370244 PHOT FILMW>105MM BUT<610MM	71391	468131	29029	442667
370252 PHOT FILM W<16MM-COLOUR		71		176
370253 PHOT FILM W-16MM-35MM,L<30MC/L				58
370254 PHOT FILM W-16MM-35MM/L<30MM		3		
370255 PHOT FILM W-16MM-35MM,L>30MC/L		1549		6926
370297 PHOT FILM ROLL W-≤/≠35MM/L<30M		266		
370310 PHOT PAPER/BOARD/TEXT W>610MM	333	1229	2458	5239
370320 PHOT PAPER/BOARD/TEXT UNEX/COL		23494		45985
370390 OTH PHOT PAPER/BOARD TEXT UNEX	9847	91631	5049	65526
370400 PHOT PLAT/FILM PAPER/BOARD EXP		7065		6244
370590 OTH PHOT PLAT/FILM	40	1751		162
370610 CINEMAGRAPHIC FILM EXPO/DEVEL	1003	18034	2697	25540
370690 OTH CINEMA FILM EXPOSE DEVELOP	832	4458	299	1727
370710 SENSITISING EMULSIONS	11710	63970	1012	56148
370790 OTH CHEM PREP,PHOTOGRAPHIC USE	18888	119559	8647	121770
380110 ARTIFICIAL GRAPHITE	3426	13882	66	11585
380120 COLOIDAL/SEMI COLOIDL GRAPHITE		3249	142	4452
380130 CARBONEOUS PASTE ELECTRODE	737	6795		3363

Contd.

10.11 Imports by Economic Categories (Detail)

(In Thousand Rupees)				
I T E M S	Mar-14	FROM JUL-2013	Mar-13	FROM JUL-2012
380190 OTH,PREP GRAPHITE O/T CARBON	2197	6932		9094
380210 ACTIVATED CARBON	20289	109842	25754	140574
380290 OTH ACT CARBON/NAT MINER PROD	7461	99099	4860	87528
380300 TALL OIL WHETHER/NOT REFINED		325		489
380400 RESIDUAL LYE FROM WOOD PULP NS	9078	89649	9995	118162
380510 GUM,WOOD,SULPHAT TURPENTIN OIL		1288		1674
380590 OTH TERPENIC OIL CONIFER WOOD	8820	53584	4892	35433
380610 ROSIN AND ROSIN ACIDS	175979	600499	30616	496717
380620 SALT OF ROSIN/RESIN ACIDS DERV	32484	121277		57473
380630 ESTERS GUMS	9659	75881	4250	49294
380690 OTH,ROSIN,SPIRIT,OIL,RUN GUMS	7772	51121	180	36286
380700 WOOD TAR/OIL, CREOSOT,NAPHT ETC		28	23	63
380850 INSECTICIDE/RODENTICIDE/ETC	313	2992	198	5907
380891 OTHER INSECTICIDES	609716	3356936	423436	2436798
380892 FUNGICIDES	416861	2251405	217923	1137394
380893 HERBICID,ANTISPROUTING PRODUCT	318279	2759593	130257	1445245
380894 DISINFECTANTS	25624	145404	6146	129109
380899 PLANT-GROWTH REGULATORS R.O-71	17681	95218	6202	176938
380910 FINISHING AGENT AMYLACOUS SUBS	3805	7359		3058
380991 OTH FINISHING AGENT ETC TX ETC	216834	1925909	167630	1603537
380992 OTH FINISHING AGENT DYE CARIER	12432	185150	17241	126113
380993 OTH FINISHING AGENT DYE CARIER	82870	705804	51354	513030
381010 PICKLING PREP METAL SURFACE	53543	515328	59339	426717
381090 OTH PREP FOR METAL SURFACE	7306	67542	15020	50180
381111 ANTI-KNOCK PREP OF LEAD COMP		13		
381119 OTHER,ANTI-KNOCK PREPARATIONS	4439	22000	1333	22779
381121 ADD LUBRICATE,PET OIL BIT MINE	464028	3560661	240012	3236519
381129 OTH ADDITIVE LUBRICATING OIL	159016	860783	67281	698316
381190 OTH PREP ADDITIVE FOR LIQU USE	250668	1318098	152936	1180326
381210 PREPARED RUBBER ACCELERATORS	7524	79933	4990	66228
381220 COMPOUND PLASTICIZER RUB PL	37846	226988	27126	208430
381230 ANTI-OXIDISING PREPAR & COMPOU	60659	499860	49297	520328
381300 PREP/CHARG FIRE-EXTINGUISHERS	1487	32249	3258	29121
381400 ORGAN COMP SOLVENT/THINNER NES	117902	366638	28001	145246
381511 SUPORTED CATALYST WITH NI/COMP	35396	88861	14666	129356
381512 SUPORTED CATALYST WITH PR/METL		74458	7926	15950
381519 OTHER,SUPPORTED CATALYSTS	14186	291927	64442	779429
381600 REFRACTORY CEMENT,MORTARS,CONS	30577	307173	44452	307764
381700 MIXE ALKYL-BENZEN&MIX AL-NAPHT	685748	5287043	568514	4534630
381800 CHEM ELEMENT/COMP DOP-ELECTRON		22710	199	15188
381900 HYDRALIC BRAKE FLUIDS/LIQUIDS	10601	84728	6622	85151
382000 ANTI-FREEZING PREP/DEICE FLUID	13790	91040	14716	72962
382100 PREP CULTURE MEDIA MICRO-ORGAN	6562	47324	4419	38378
382200 DIAGNOSTIC/LAB REAGENTS/PR-DIA	527675	3889352	412786	3482198
382311 STEARIC ACID	7151	147174	12203	151299
382312 OLEIC (OLIVE) ACID	3359	28052	1928	26299
382313 TALL OIL FATTY ACIDS		11264		39224
382319 OTH INDUS MONOCARBOXYLIC F.ACI	246103	2396198	166998	1486848
382370 INDUSTRIAL FATTY ALCOHOLS	14517	66513	4860	53729
382410 PREP BINDER FOUNDRY MOUL CORES	12317	74446	3143	59849
382430 NON-AGGLOMERATED METAL CARBIDE	18	61		248
382440 PREPARED ADDITIVES FOR CEMENT	15037	223869	17039	167718
382450 NON-REFRACTORY MORTAR CONCRETE	2773	12625	1370	7163
382460 SORBITOL O/TH SUB-H-NO.2905.44	44331	351107	37959	224492
382478 CON (PFCs)/(HFCs)BUT NOT(CFCs)	1987	4462	123	123
382479 OTH MIX CON HALOGE DER OF METH	6014	119385	8495	246313
382481 MIX CON OXIRANE(ETHYLE OXIDE)		94	109	109
382490 OTH,CHEMICAL PRODUCT/PREPARA	1758288	12460994	1492908	10682669
382510 MUNICIPAL WASTE				11
382530 CLINICAL WASTE				490
382549 OTH WASTE ORGANIC SOLVANTS				134

Contd.

10.11 Imports by Economic Categories (Detail)

(In Thousand Rupees)				
I T E M S	Mar-14	FROM JUL-2013	Mar-13	FROM JUL-2012
382590 OTH RESIDUAL OF CEHM.INDUSTRY		510	45	477
382600 BODIESE&MIXTURE 70%WT-PET-OIL				1479
390110 POLYETHYLENE SP GRAVITY<0.94	2850839	20495171	1630361	15668764
390120 POLYETHYLENE SP.GRAVITY>0.94	1827411	14079479	764420	13433533
390130 ETHYLENE-VINYL ACETATE COPLMER	164257	1509114	187416	1343132
390190 OTH POLYMER OF ETHYLENE P.FORM	206696	1185440	135005	916749
390210 POLYPROPYLENE	4479328	33300562	2355606	24310744
390220 POLYISOBUTYLENE	3814	34716	2003	168945
390230 PROPYLENE COPOLYMERS	1123604	8208394	930988	6614167
390290 OTHER OLEFINS IN PRIMARY FORMS	32905	194016	24065	110291
390311 POLYSTYRENE EXPANSIBLE	9682	82283	20241	94553
390319 OTHER POLYSTYRENE	62819	434690	49758	342589
390320 STYRENE-ACRYLONITRILE COPOLYMR	36361	246043	19022	174135
390330 ACRYLONITRILE-BUTADINE-STYRENE	281502	2207684	218648	1737788
390390 OTH POLYMERS OF STYRENE,P-FORM	26918	114197	20764	181741
390410 POLYVINYL CHLORIDE,UNMIX SUBST	358984	2202798	144010	1558974
390421 OTH POLYVINYL CHLORIDE,NON-PLA	11075	79415	5362	68566
390422 OTH POLYVINYL CHLORIDE PLASTIC	39302	219946	26595	190889
390430 VINYL CHLORIDE VINYL ACETATE	1157	37631	222	34217
390440 OTH VINYL CHLORIDE COPOLYMERS	7008	76730	1811	37951
390450 VINYLIDENE CHLORIDE POLYMERS			1125	1156
390461 POLYTETRALUOROETHYLENE		3237		2018
390469 OTHER, FLUORO-POLYMERS	1962	8169	2968	12071
390490 OTH POLYMERS OF VINYL CHLORIDE	1571	9414	763	11079
390512 POLYVINYL ACETATE AQUE DISPERS	6743	41649	1604	53864
390519 OTH POLYVINYL ACETATE (PVA)	10187	47430	13229	34394
390521 VINYL ACETATE COPOLYMERS AQUEO	53404	354426	31804	222168
390529 OTH VINYL ACETATE COPOLYMERS	21914	111413	13170	83238
390530 POLYVINYL ALCOHOL W/N CON UNHY	249863	1864919	272151	1360715
390591 COPOLYMERS	2097	13642	1520	24522
390599 POLYMERS OF OTHER VINYL ESTERS	36353	215888	28503	194655
390610 POLYMETHYL METHACRYLATE	6882	130608	18482	125843
390690 OTHER,ACRYLIC POLYMERS P/FORMS	424858	3046695	225507	2439847
390710 POLYACETALS	20168	112922	19405	117966
390720 OTHER POLYETHERS	1410068	8221346	694017	5730717
390730 EPOXIDE RESINS	50460	611529	55577	579833
390740 POLYCARBONATES	102616	592178	66215	525245
390750 ALKYD RESINS	1219	96919	14195	145637
390760 POLYETHYLENE TEREPHTHACATE(PET)	671953	2570117	157137	583455
390770 POLY(LACTIC ACID)	4312	13791		10961
390791 OTHER POLYESTERS, UNSATURATED	5077	37002	1196	23287
390799 OTH POLYSTERS IN PRIMARY FORMS	37053	333847	40842	313444
390810 POLYAMIDE-6,-11,-12,-6,6,-6,10	30207	170038	14419	148939
390890 OTH POLYAMIDE IN PRIMAR FORM	48875	248711	16302	207131
390910 UREA RESINS, THIOUREA RESINS	3890	43749	4028	28508
390920 MALAMINE RESINS	14556	125866	7412	100900
390930 OTHER AMINO-RESINS	369	3469	7328	11966
390940 PHENOLIC RESINS	26425	199408	9303	167487
390950 POLYURETHANES	277104	1941398	210945	1593405
391000 SILICONES IN PRIMARY FORMS.	299949	2129757	231731	1693035
391110 PETROL/COUMARONE,INDENE RESINS	15843	67149	12083	57154
391190 OTH,POLYSULPHIDE,SULPHONE/PLAS	15388	100084	19758	73743
391211 CELLULOSE ACETATES,NON-PLASTI		502		
391212 CELLULOSE ACETATES,PLASTICISED		82		600
391220 CELLULOSE NITRATES(INCL COLLO)	32821	483578	46055	433638
391231 CARBOXYMETHYL CELLULOSE & SALT	189643	879848	62604	615371
391239 OTHER CELLULOSE ETHERS	129199	1391611	96767	874601
391290 OTH CELLULOSE & CHEM DERIVATIV	35989	247428	31040	297151
391310 ALGINIC ACID,ITS SALTS & ESTER	129485	1217603	82859	940138
391390 OTH NATURAL POLYMERS/MODIFI	53427	249694	16559	167078
391400 ION-EXCHANGERS BASED ON POLYMR	51318	243618	23283	127521

Contd.

10.11 Imports by Economic Categories (Detail)

ITEMS	(In Thousand Rupees)			
	Mar-14	FROM JUL-2013	Mar-13	FROM JUL-2012
391510 WASTE,ETC OF ETHLY/POLYM/PLAST	1511	10850	1366	44245
391520 WASTE,ETC OF STYRENE/POLY/PLAS		26567		
391530 WASTEETC OF VINYL-CHLORIDE/PL	81964	674594	126504	775099
391590 WASTE,ETC PLASTIC/PARING	48663	609702	32039	395370
391610 MONOFILAMENT D>1MM RD/ST/PROFI	55	20323	6	830
391620 MONOFILAMENT D>1MM-PL PO VICHL	516	26606		17392
391690 OTH MONOFIL D>1MM PLASTIC-TOH	6958	72696	7640	59146
391710 ARTIFI GUTS OF HARDEN PROTEIN	69	7398	1	88391
391721 TUBE,PIPE HOSES,RIGID,OF POLYM	6422	46451	2000	69999
391722 TUBE,PIPE HOSES,POLYMER OF PRO	1391	42241	9537	74719
391723 TUBE,PIPE ETC OF POLYMER VINYL	16632	105825	7470	114845
391729 TUBE,PIPE HOSE,RIGID,OTH PLAST	991	39257	1595	23882
391731 FLEXIBLE TUBE,PIPE B-PRE27.6MP	9681	57866	11254	61291
391732 OTH,TUBE,PIPE HOSE W/OUT FITNG	1406	22816	153	16779
391733 OTH TUBE,PIPE NOT REINFORCED	1070	8070	1000	14681
391739 OTHER TUBES,PIPES AND HOSES,	22531	448411	20359	186520
391890 FLOOR COVERING OF OTH PLASTICS	185	41578	2902	25430
391910 SELF ADHESIVE PLAT,ETC W<20CM	142081	757287	144759	668607
391990 OTH,SELF-ADHESIV PLATE,W>20CM	264325	1942840	199923	1596208
392010 OTH PLATES,ETC PLASNON-CELULAR	141113	1100244	110755	918007
392020 OTH PLATE,ETC PLAST NOT REINFO	116485	1025458	143098	1015040
392030 OTH PLATE,SHEET,ETC OF PLASTIC	16801	210619	26162	201908
392043 OTH PLATE,MAT OF VINYL CHLORID	42390	246796	11812	170764
392049 OTH PLAT,ETC VINYL CHLORID FLX	118399	722618	94245	742436
392051 OTH PLATE,ETC ACRYLIC POLYMERS	14179	60243	7641	88524
392059 OTH PLAT,ETC OTH ACRYLPOLYEER	87	8053	2573	12464
392061 POLY CARBONATE IN PLATE, ETC	1199	23142	93	7668
392062 OTH PLATE ETC POLY(ETH TEREPH)	26190	305449	55345	702592
392063 OTH PLATE ETC UNSAT-POLYSTERS	4502	175726	57814	186690
392069 OTH PLATES ETC OF OTH POLYESTR	21007	113218	14191	172682
392071 OTH PLAT ETC PLAS OF REG CELUL	1773	7833	1586	7887
392073 OTH PLATETC PLASTIC NON CELLU		1566		157
392079 OTH PLAT ETC-PLAS OF CEL DERIV		1062		
392091 OTH PLATETC PLAS OF PO BUTRAL	3397	22862	3260	24144
392092 OTH PLAT ETC-PLAS OF POLYAMIDE	621	16335	1064	11048
392093 OTH PLAT ETC-PLAS OF AMINO-RES		467		
392094 OTH PLAT ETC-PLAS OF PHENORES	1297	3549	438	895
392099 OTH PLAT ETC-PLAS OF OTH PLAST	92986	435493	86012	335987
392111 PLATES ETC OF PLAS POLY/STYREN	985	4938	370	7528
392112 PLAT ETC PLASTIC CEL P-VIN-CHL	28389	295222	13449	244207
392113 PLAT ETC PLA CEL OF POLUURETHA	186617	1477667	136636	1237623
392114 PLAT ETC PLA CEL OF REGERATED		9468	2192	6543
392119 FLAT SHET ETC PLA CEL OTH PLAS	30819	363543	30937	395647
392690 OTH, ARTICLES OF PLASTICS	325506	2775671	246136	2276966
400110 NATURAL RUBBER LATEX	344569	2754321	157164	2036885
400121 SMOKED SHEETS	111689	982885	71651	742552
400122 TECH SPECIFIED NATURAL RUBBER	251849	1819010	187459	1315270
400129 OTHER NATURAL RUBBER	35613	226796	17378	172177
400130 BALATA,GUTTA-PARCHA,CHICLE ETC		404		
400211 STYRENE-BUTADIENE RUBBER LATEX	92410	984407	59593	750413
400219 STYREN BUTADIEN RUBER CARBXyla	291564	2041737	287029	1986820
400220 BUTADIENE RUBBER (BR)	53786	379054	85093	583209
400231 ISOBUTENE-ISOPRENE RUBBER(IIR)	130726	1354781	181531	1214683
400239 OTH,HALO-ISOBUTENE-ISOPRENE RU	31978	191163	16645	117688
400241 CHLOROPRENE RUBBER LATEX (CR),				73
400249 CHLOROPRENE RUBBER O/THAN LATX	51990	327383	25441	313450
400251 ACRYL BUTADIENE RUBBER LATEX		50966	8493	49960
400259 ACRYL BUTAD RUBBER O/THAN LATEX	6494	229602	41388	235208
400270 ETHYL PROPLENE-NON-CONJUGATED	33246	263058	16873	131609
400291 OTH SYNTHETIC RUBBER FACTICE	36030	178847	39083	261584
400299 OTH SYN RUBBER FACTICE D/F OIL	24531	149757	4419	100520

Contd.

10.11 Imports by Economic Categories (Detail)

(In Thousand Rupees)				
I T E M S	Mar-14	FROM JUL-2013	Mar-13	FROM JUL-2012
400300 RECLAIMED RUBBER PRIMARY FORM	40001	270355	30192	215108
400400 WASTE,PAROMGS&SCRAP O/TH H-RUB	125831	1076681	87659	570325
400510 COMP WITH CARBON BLACK OR SILI	13483	126672	23806	128091
400520 SOLUTION/DISPERS O/T H-4005.10	18	234		530
400591 PLATE,SHEET STRIP UN-VUL RUBER	963	3412	68	7605
400599 OTHER COMPOUNDED RUBBER	27939	152719	20077	146607
400610 CAMEL-BACK STRIP RETR RUB TYR				100
400690 OTH FORM&ARTIC UNVULCAN RUBBER	145	8141	2319	9621
400700 UNVULCA RUBBER THREAD & CORD	13709	133523	16204	144190
400811 PLATE,SHEET ETC CELLU VULC RUB	9185	94310	6170	69852
400819 RODS&OTH FORMS OF CEL.VULC RUB	410	8897	157	5358
400821 PLAT,SHET N-CELU VULCANI RUBER	44583	271466	21123	294167
400829 RODS&OTH FORM OF N/CEL VUL RUB	2998	59145	4269	49374
400911 TUBE,PIPE OF RUBBER W/O.FITING	21102	161813	21735	129634
400912 TUBE,PIPE OF RUBER WITH FITING	1444	15412	642	35990
400921 TUBE,PIPE OF RUB W/O.METL.FIT	1354	125142	2740	14513
400922 TUBE,PIPE OF RUB WITH METL.FIT	3936	16404	22561	34962
400931 TUBE,PIPE RUB W/O TEX.METL.FIT	2667	53092	3887	49261
400932 TUBE,PIPE RUB W/TEX.METL.FIT	1601	7574	11	7237
400941 TUBE,PIPE RUB W/O OTH.METL.FIT	3892	44646	2267	40011
401700 HARD RUBER IN ALL FORMS/ARTICL	309	16092	404	6684
410120 W.HID&SKIN BOV.WT8-10KG.UN.SPL	14221	33445		23651
410150 WHOLE,HIDE/SK BOV ANI F>16 KG	54969	348111	24768	223119
410190 OTH HIDES INCL BUTT,BEND&BELIE		13664		3903
410210 RAW SKINS OF SHEEP/LAMB W/WOOL	404218	4016735	292577	2164998
410221 RAW SK SHEP/LAM W-OUT WOOL PKD	48843	316743	17165	278148
410229 OTH RAW SK SHEP/LAM W/OUT WOOL	20717	60654		159725
410320 RAW HIDES & SKINS OF REPTILES				82
410390 OTH,HID/SK FRE SALTED,DRIED,LA	72957	568240	57414	487408
410411 HIDE/SKIN FULL GRAIN UNSPLIT		16369	5576	13835
410419 OTH HIDE,SKIN WET STATE	14776	186049	11304	129439
410441 HIDE,SKIN FULL GRAIN DRY STATE	766	26696		14424
410449 OTHER HIDES DRY STATE(CRUST)	2299	8930		2989
410510 WET BLUE LAMB,SHEEP SKIN	120772	1308107	193171	1499861
410530 SHEEP/LAMB SKIN NO WOOL CRUST		39327		78749
410621 GOAT/KID SKIN WET BLUE	77270	624003	14437	296776
410622 GOAT/KID SKIN CRUST	30804	190226	39593	209753
410691 OTH WET BLUE SKINS	1373	10004		144
410711 WHOLE HIDE SKIN FULL GRAIN BOV	815	3284	3087	3184
410712 WHOLE HIDE/SKIN GRAIN SPLIT BV		13006	77	2379
410719 OTH WHOLE HIDE/SKIN BOV ANIMAL	42300	489227	35705	679167
410791 OTH HIDE INCL SIDES FULL GRAIN				1023
410792 OTH HIDE INCL SIDE GRAIN SPLIT		2685		18441
410799 OTH LEATHER FURTHER PREPARED	12216	102941	5618	78858
411200 PREPARED LEATHER SHEEP/LAMB	2186	41545	9569	69402
411310 LEATHER PREP.AFTER TANN GOAT	41828	155085	9084	70006
411330 REPTILE LEA PREPAR AFTER TANED				84
411390 OTH LEA FURTHER PREP.AFTR TANE	512	13721	246	18745
411420 PATENT LAMINATED METALIS LEATH	35	2622		9024
411510 COMP. LEATHER WITH BASIS LEATH	4538	60537	1018	10912
411520 PARINGS, OTH WASTE OF LEATHER		21297		478
420600 ARTI OF GUT OF BLADER/ TENDONS		5	42	394
430110 MINK SKINS,RAW,WHOLE/W/O HD,TA		128		14
430130 FURSKINS OF LAMB,WHOLE				2232
430219 OTH,FURSKINS,WHOLE,W&W/OUT H&T	749	26747	344	21163
440110 FUEL WOOD,IN LOGS,BILLETS ETC		52		
440122 WOOD IN CHIPS OR PART NON-CON		620		
440310 WOOD TRET WITH PAINT,STAIN ETC	43075	90402	10586	83597
440320 OTH,CONIFEROUS SPECIES ROUGH	13810	78761	1608	10240
440349 OTH,WOOD,NON-CONF SPECIES ROUG	37909	304047	30156	262240
440391 OTH WOOD OAK LOGS NON-CONFIFER		258		576

Contd.

10.11 Imports by Economic Categories (Detail)

ITEMS	(In Thousand Rupees)			
	Mar-14	FROM JUL-2013	Mar-13	FROM JUL-2012
440399 WOOD OF OTHER NON-CONF SPECIES	65153	373646	66061	537941
440410 CONIFEROUS	3858	38333	2422	32630
440420 NON-CONIFEROUS		229	1195	3035
440799 OTH WOOD NON-CONF.SPECIES	101458	961648	95338	789242
440810 CONIFEROUS SHEET FOR VENEERING	4606	62780	1772	19491
440831 VENEER/DARK RED MERANTI SHEETS				1418
440839 OTH VENEER SHEET/TROPICAL WOOD	1254	35370	4529	56752
440929 OTHER NON-CONIFEROUS WOOD		2693	566	9287
441011 PARTICLE BOARD OF WOOD	3104	90099	10932	203897
441012 ORENTED STRAND BOARB UN-WORKED	649	5203	688	5681
441019 OTH P-BOARD OF LIGNEOUS MATERI		27		772
441090 OTH P-BOARD NOT AGGLOM W-RESIN		793	122	2124
441112 MEDIUM DENSITY BOARD (MDF)	119423	837142	99163	900606
441113 (MDF)THICKNESS 5MM TO 9MM	8691	169891	32179	146120
441114 (MDF)THICKNESS EXCEEDING - 9MM	69517	810913	77801	528740
441192 OTH (MDF)DENSITY EXC 0.8 g/cm3		168		7113
441193 OTH (MDF)DENSITY 0.5-0.8g/cm3	142584	975928	80706	779034
441194 OTH (MDF)DENSITY NOT> 0.5g/cm3	1376	8936		5784
441210 P-WOOD,VENEER PANELS OF BAMBOO		201	31	811
441231 OTH P-WOOD OF WOOD SHEET -6MM		4080	1114	4405
441232 OT P-W OUTER PLY NON-CONIFE-WD	8625	129992	9361	112610
441239 OTH PW CONSIST OF WD SHEET-6MM	1387	33218	2609	86437
441294 OTH BLOCKBOARD,LAMINATED&BATEN	606	3764		5542
441299 OTH PW CONSIST OF WOOD SHEET	1396	15508	7530	50740
441400 WOODEN FRAMES FOR PAINTINGS	286	9350	226	14449
441510 CASES,BOXES,CRATES,SIM/PACKING	160	2953		2145
441520 BOX PALLETS& OTHER LOAD BOARD		38		4608
442190 OTHER,ARTICLES OF WOOD	9966	82526	6909	84424
450110 NATURAL CORK,RAW/SIMPLY PREPAR		1116	191	4018
450190 WASTE CORK,CRUSHED,GRANULATED	364	6805	851	5912
450200 NATURAL CORK,BLOCK,PLATE,SHEER	2	2	35	35
450310 CORKS AND STOPPERS	44	49		50
450390 OTHER ARTICLE OF NATURAL CORK		43		17
450410 BLOCK PLATE SHEET,STRIP CORK	268	14200	2660	14414
460290 OTH BASKET/WICKERWORK/LOOFAH	48	1812		1389
470100 MECHANICAL WOOD PULP	56704	428737	49524	348490
470200 CHEM WOODPULP,DISSOLVING GRADE	11399	105054	6477	26495
470311 CHEM WOODPULP UNBLECHED CONIFE	167661	695128	13239	198919
470319 CHEM WOODPULP UNBLE NON CONIFE		11695		
470321 CHEM WOODPULPSEMIBLEACH/BLEACH	345301	3074581	214668	2134377
470329 OTH CHEMWOODPULP BLE/SEMI-BLEH	320868	2272094	33044	1454202
470421 CHEM WOODPULP,S-BLE/BLE CONIFE		7970	1537	7026
470429 CHE W-PULP,S-BLE/BLE NON-CONIF	39593	263929	5419	166069
470500 SEMI-CHEMICAL WOOD PULP	20101	676840	53692	425326
470620 PULP OF FIBRES DERI FROM W-SCR	1647	20410	1070	32491
470692 PULP OTHER CELL MATERIAL CHEM				336
470693 PULP OBTAIN.COMBIN OF CHE/MECH				
470710 UN-BLEACHED KRAFT PAPER	53220	272799	9095	56435
470720 RECOVERED PAPER/PAPER BOARD BL		4630		16076
470730 PAPER/PAPERBOARD MACHINE PULP		4596	2675	37699
470790 WASTE & SCRAP OF OTHER PAPER	116842	1788659	164427	1484074
480100 NEWSPRINT,IN ROLLS OR SHEETS	417783	3966558	515718	3701745
480210 HAND-MADE PAPER & PAPERBOARD		1244	14	1308
480220 PAPER/P-BOARD PHOTO-SENSITIVE		508	138	8878
480240 WALL PAPER BASE				181
480254 OTH PAPER & PAPERBOARD<40G/SQM	9040	61847	10525	52399
480255 OTH PAPER&PAPERBOARD>40-G/SQM	172833	1964432	212117	1317034
480256 OTH PAPER&PAPERBOARD IN SHEETS	41975	59884	9044	15753
480257 OTH PAPER WT 40-150 G/M2	21666	297087	23911	193976
480258 PAPER & BOARD WT>150G/M2	34201	241200	59182	344147
480261 OTH PAPER&PAPERBOARD IN ROLLS	17	4316	1546	15740

Contd.

10.11 Imports by Economic Categories (Detail)

ITEMS	(In Thousand Rupees)			
	Mar-14	FROM JUL-2013	Mar-13	FROM JUL-2012
480262 OTH PAPER&PAPER BOARD IN SHEET	167284	1769690	191061	1646913
480269 OTH U-C CARBONISING BASE PAPER	2441	13466	466	12933
480300 TOILET FACIAC TISSUE/TOWEL ETC	22184	171501	11920	141070
480411 KRAFTINER UN COATED UN-BLEACH	183074	907943	64578	633564
480419 OTH KRAFTLINER UNCOAT ROL/SHET	53883	422890	64114	359527
480421 SACK KRAFT PAPER,UNBLEACHED	775868	3174856	353542	2963488
480429 OTH SACK KRAFT PAP UN-COT RISH		36845		5279
480431 OTH KRAFT P1BORD WT150G/SQMUNB	22941	256156	14576	247842
480439 OTH UNC K-P/BORD WT150G/SQMUB	52068	288434	33468	180858
480441 OTH KR.P/BORD W>150G<2259-UNBL		691		
480442 OTH KRAFT 150-225G BLECH	3008	10491	7065	29282
480449 OTH KRAFT PAPER IN ROCC/SEETS	288	15854	2098	29215
480451 OTH KRAFT PAPER 225G ON BLEACH		3372		9467
480459 OTH KRAFT PAPER IN ROLL 225G		7501	2546	58772
480511 SEMI-CHEMICAL FLOUTING PAPER	7245	86794	966	88277
480512 STRAW FLUTING PAPER		2250		
480519 OTHER FLUTING PAPER	2437	161523	10179	256119
480524 TESTLINER BD WT150G/M2 OR LESS	6650	85590	11803	67073
480525 TESTLINER BOARD WT>150 G/M2	18518	171857	12400	82121
480530 WRAPPING PAPER,UNCOAT	27523	264533	32185	244311
480540 FILTER PAPER/PAPERBOARD,UNCOAT	1679	20422		12361
480550 FELT PAPER/PAPERBOARD,UNCOATED		5263	1585	4549
480591 OTH P&P/ BOARD<150G UNCOATED	22685	224746	24780	137979
480592 OTH P&P/BOARD 150-225G UNCOAT	7004	78515	15555	100205
480593 OTH P & P BOARD<225G UNCOATED	10522	121880	5110	111253
480610 VEGETABLE PARCHMENT PAPER	1569	8290	2111	10173
480620 GREASEPROOF PAPERS	1306	13956	3035	14192
480630 TRACING PAPERS	2730	19726		20187
480640 CLASSINE/GLAZED TRANSPA PAPER	11693	55917	1371	29835
480700 COMPOSITE P/BOARD STICKING FLA	7557	40520	123	1527
480810 CORRUGATED P&P/BOARD PERFORTE		950	2167	3926
480840 SACK KRAFT PAPER CREPED/EMBOSD	1033	2877	44	1947
480890 OTH PAPER,CREPED/EMBOSSD/PERF	5281	32077	1365	24091
480920 SELF COPY PAPER	19035	264557	21611	201154
480990 OTH COPYING / TRANSFER PAPERS	741	22610	377	6911
481013 P&P/BOARD FOR WRITING/PRINTING	101921	1341605	198071	1660643
481014 P&P/B IN SHEET 1-SIDE<435/297M				15
481019 OTH PAPER&PAPERBOARD IN SHEET	45228	791278	171629	1315207
481022 LIGHT WEIGHT COATED PAPER	1788	7634	3117	56419
481029 OTH LIGHT WEIGHT COATED PAPER	214023	709878	1404	29468
481031 KRAFT PAPER&BOARD WT 150G/M2	2159	2159		559
481032 KRAFT PAPER&P/BOARD WT>150G/M2	896	32957	14327	57107
481039 OTH KRAFT PAPER&P/BOARD BLEACH	2248	12877	2654	43996
481092 OTH PAPER&P/BOARD MULTI-PLY	686822	5220720	820657	4610808
481099 OTH PAPER&P/BOARD COATED	14509	180260	29294	168060
481110 P&P/BOARD,TARRED,BITUMINISED		3499	2486	2985
481141 GUMMED ADHESIVE PAPER & BOARD	123175	1334646	139645	749117
481149 OTH GUMMED/ADHESIVE P&P/BOARD	4580	116231	15782	112761
481151 PAPER&PAPER BOARD PLASTIC COAT		75		
481159 OTH P&P/BOARD PLASIC COAT.	387065	2400534	312229	1669723
481160 P&P/BOARD COATED WAX COVERED.	91222	556866	56527	417533
481190 OTH P&P/B CELLULOSE WADDING	98981	1049925	92949	724853
481320 CIGRETTE PAPER IN ROLL WTH SCM	99281	603914	45980	521591
481390 OTH CIGARET PAPER,BOOKLET/TUBE	70927	445241	28766	366341
481420 WALL PAPER COVERD WITH GRANITE	14160	55038	2025	37245
491199 OTHER, PRINTED MATTER	31524	318303	15520	258928
500200 RAW SILK (NOT THROWN)	9228	57911	7608	85917
500300 SILK WASTE, YARN WASTE&G-STOCK	634	2124		8920
500400 SILK YARN,NOT RETAIL SALE	40076	330831	25812	357891
500500 YARN SPUN FROM SILK,WASTE NRS	27857	383187	33942	490383
500790 OTHER SILK FABRICS	83764	684124	22783	679685

Contd.

10.11 Imports by Economic Categories (Detail)

ITEMS	(In Thousand Rupees)			
	Mar-14	FROM JUL-2013	Mar-13	FROM JUL-2012
510111 SHON WOOL GREASY	6240	16848	8477	16118
510119 OTHER GREASY FLEECE WSHED WOOL	10703	223809	18515	194542
510121 SHORN WOOL, DEGREASED		8608		
510129 OTHER DEGREASED WOOL NOT CORBO	6070	11130	6971	25239
510130 CARBONISED WOOL	18941	121397	22138	93517
510219 OTH FINE ANIMAL HAIR KASHMIR	81	743		
510400 GARNETTED STOCK OF WOOL/A-HAIR				386
510510 CARDED WOOL	1493	2530	276	386
510521 COMBED WOOL IN FRAGMENTS		2481		2031
510529 OTHER WOOLTOPS&COMBED WOOL	18188	42295		14748
510531 FINE ANIMAL HAIR,CARDED/COMBED		22843		4483
510610 YARN OF CARDED WOOL 85% WT WOL	36047	228738	28364	238157
510620 YARN OF CARDED WOOL<85% W WOL	20821	118406	17141	118948
510710 YARN OF COMBED WOOL-WOOL=>85%	2092	5921		13678
510720 YARN OF COMBED WOOL-WEIGHT<85%	2072	6329	4596	25309
510990 OTH YARN OF WOOL / ANIMAL HAIR				2282
511300 WOV. FAB. COARSE ANIMAL HAIR.		1351		957
520100 COTTON, NOT CARDED OR COMBED.	7874779	49493491	11515448	65073970
520210 YARN WASTE(INCL.THREAD WASTE)	2570	15441	16	20338
520291 GARNETTED STOCK				33
520299 OTHER COTTON WASTE	10177	83053	11678	29546
520300 COTTON, CARDED OR COMBED.		4702		2312
520411 COTTON SEWING THREAD 85%/MORE		1302		
520419 OTH COTTON SEWING THREAD 85%>	140	4933	340	6820
520420 COTTON SEWING THREAD,RETL SALE	610	5252	111	4130
520511 SIN.COT.YAR.U.COM.FIB.D-714.29	47183	683425	158218	764372
520512 S-COT.YARN UCF.D-232.56-714.29	141352	1255282	76843	432745
520513 S-COT.YARN UCF.D-192.31-232.56	97378	454172	57416	175041
520514 S-C. YARN UCF D-125.00-193.31.	8121	13026	1650	33965
520515 S/C YARN UCF.D< 125.00-193.31.	43764	157283	11036	37094
520521 S/C YARN COM.FIB D-714.29/MORE	8015	24759	7860	88596
520522 S/C YARN LF.DX.232.56-714.29	110233	825411	58897	424816
520523 S/C.YARN LF.DX.192.31-232.56		392473	171622	385914
520524 S/C YARN COM.FIB.125-192.31-DX	40073	430901	98379	152860
520526 S/C YARN LF. DX. 106.30-125.		152565	8345	73112
520527 S/C YARN COM.FIB.106-36-125-DX	457572	2504712	273102	1311000
520528 S/C YARN COMBED FIB.< 83.33-DX	308756	2498545	190076	1027887
520531 MUL/CAB.C/Y ULF.>714.29DECITEX	97553	1226343	224587	533598
520532 MUL/CAB C/Y ULF.232.56-714.29D	14061	54029	592	4784
520533 MUL/CAB.C/Y ULF.192.31-232.56D			1006	1006
520534 MUL/CAB.C/Y ULF.125-192.31 DX.		53736		
520535 MUL/CAB.C/Y UN.COM.FIB<125.DX.	153693	1149375	275465	949653
520542 MUL/CAB.C/Y CF.232.56-714.29DX	6111	28678	10	31756
520544 MUL/CAB.C/Y C.FIB-125-192.31DX		11756	11372	15943
520547 MUL/CAB C.Y CF.83.33-106-38 DX		24802		10575
520548 MUL/CAB.C/Y COM.FIB.< 83.33.DX	5377	48555	33636	131245
520611 S/C YARN UN COM. FIB>714.29 DX	22453	74186	12869	63576
520612 S/C YARN UN.COM. FIB.<71429.DX	123	15680	3516	7094
520613 S/C.YARN UN.COM.FIB.<832.56DX.		2702		
520614 S/C YARN UN.COM.FIB.<192.31DX		3044		
520615 S/C YARN UN.COM. FIB.<125DX.		975		
520621 S/C YARN COMBED FIBRE 714-29DX	191	221		
520622 S/C YARN COMBED FIB.<714.29DX		7085		9092
520623 S/C YARN COMBED FIB.<232.56DX		16522		756
520632 MUL/CAB C/Y UCF<D714.29,232.56				125
520634 MUL/CAB C/Y UCF <192.31,125DX		252		1999
520635 MUL/CAB C/Y UN-COM F/B<125DX		16163		
520642 MUL/CAB C/Y CF<714.29,232.56D		96		
520645 MUL/CAB C/Y COM FIB<125DX				208
520710 C/Y CON>85 % WT OF COT PER-SAL		95	9	1609
521225 OTH W-FAB COT PRINTED>200G/SQM		1588		1269

Contd.

10.11 Imports by Economic Categories (Detail)

(In Thousand Rupees)				
I T E M S	Mar-14	FROM JUL-2013	Mar-13	FROM JUL-2012
530110 FLAX, RAW OR RETTED		16089		
530121 FLAX,BROKEN OR SCUTCHED N-SPUN		18286		3924
530129 OTH, FLAX,HACKLED NOT SPUN	10474	19451		10806
530130 FLAX TOW AND WASTE INCLY-WASTE				15
530290 OTH,TRUE,HEMP RAW,PROSS N-SPUN				16
530310 JUTE/OTH TEXT BAST FIB RAW/RET	627907	3624739	142628	3290585
530390 OTH, WASTE OF JUTE&TEXTILE FIB		30148		60565
530500 COCONUT,ABACA RAMIE,RAW/PROCE	55131	350036	14730	204024
530610 SINGLE FLAX YARN	2618	76256	4561	19470
530620 MULTIPLE OR CABLED YARN	153	1326		390
530710 SINGLE,YARN OF JUTE OR OTH FIB	43318	112405	5036	91476
530720 MULTIPLE OR CABLED YARN(RAMIE)		20004	5407	24069
530810 COIR YARN	3069	30902	3033	31073
531100 WOV FAB OF OTH VEG TEX FIB	1167	2427		3602
540110 SEWING THREAD SYTHA FILAMENT	92690	717434	62415	675134
540120 SEWING THREAD ARTIFICIAL FILAM	153794	1453335	103103	926252
540211 HIGH TENANCITY YARN OF ARAMIDS		6286		9832
540219 OTH HIGH TENANCITY NYLON YARN	491	9240	590	20959
540220 HIGH TEN YARN OF POLYESTERS	236	15500	363	12847
540231 FILAMENTS YARN NYLON POLY 50	105600	998950	145554	883312
540232 FILAMENTS YARN NYLON/OTH POLY	45950	213245	29221	160587
540233 FILAMENTS YARN OF POLYESTERS	2062067	16706365	929005	11560121
540234 TEXTURED YARN OF POLYPROPYLENE	25483	80797	7976	59513
540239 OTH, SYNTHETIC FILAMENTS YARN	52656	287075	13552	244179
540244 OTH YARN SINGLE UN-TWIST/TWIST	411350	3627094	391397	3461524
540245 ELASTOMERIC YARN OF NYLON	81782	535680	40521	600335
540246 ELASTOMERIC YAR,POLY-PARTIALLY	7580	37370	2527	30431
540247 ELASTOMERIC YARN OF POLYESTERS	564770	3985663	499585	3937806
540248 O-ELASTOMERIC OF SPANDEX/LYCRA	11733	38313	12980	34240
540249 OTH,YARN,SINGLE,50 TURNS/MTR	19579	333431	581	136168
540251 OTH S/Y TWIST>50/M NYLON,POLYA	333	23412	57	52117
540252 OTH S/Y TWS>50/M OF POLYESTER	34943	392864	26012	274618
540259 OTH S/Y TWS>50M OF OTH POLYEST		81604	976	96085
540261 OTH Y-MULTIPLE/CAB NYLON/POLYM	71413	420266	35545	301257
540262 OTH Y-MULTI/CAB OF POLYESTER	73612	582369	43536	445218
540269 OTH Y-MULTI/CAB NOT RETAIL SAL	2508	17109	268	16842
540310 HIGH TENACITY YARN OF VISCOS		1		1770
540331 OTH Y/S UN-TWST VISCOSE RAYON	982153	7218731	621863	5555112
540332 OTH Y/S VIS RAY >120TURNS/MTRS	243038	2169824	277409	2705391
540333 OTH YARN,SINGLE CELLULOSE ACET	21505	31175		20722
540339 OTH ARTIF FILAMENT YARN SINGL	56485	353469	47700	388112
540341 OTHER YARN OF VISCOSE RAYON	15369	125405	9169	112201
540349 OTH ARTI FILAMENT YRN VIS RAYO	1544	2984	599	599
540411 ELASTOMERIC SYN-MONOFILAMENT	20918	23859	991	991
540412 OTH MONOFILAMENT OF POLYPROPYL		13167		16888
540419 OTH SYN MONOFILAMENT OF 67-DEX	13200	81834	4695	67819
540490 OTH SYNTH YARN & SYNTH TEX MAT	817	131355	4732	73668
540834 OTH WOV FAB ART.FIL YARN PRINT		8		1
550110 SYN FIL TOW NYLON/OOPOLYAMIDES	34	203	761	1623
550120 SYN FILAMENT TOW OF POLYESTERS	11924	75485		54049
550130 ACRYLIC OR MODACRYLIC	514818	2601166	327110	2100872
550140 STN FILAMENT TOW-POLYPROPYLENE				1071
550190 SYNTHETIC FILAMENT TOW,N.S.		44618		24880
550200 ARTIFICIAL FILAMENT TOW	90015	3582137	426639	2828463
550311 SYN STAPL FIB OF NY OF ARAMIDS	1525	13815		2552
550319 OTH SYN STSPL FIB NOT CARD/COM	10854	97115	893	59432
550320 SYN STA FIB POLYESTER N-CRD/CD	1055179	10621572	967529	9529457
550330 SYN STA FIB ACRYLIC N-CRD/COMD	194518	2469396	216073	2425482
550340 SYN STAFIB POLYPROPYLENE N-C/C			210	577
550390 SYN STAPLE FIB NOT CARDED/COMB	1112	27473	11519	92411
550410 ART-STA FIB VIS RAYON N-CRD/CO	1134753	9961761	1246239	9831050

Contd.

10.11 Imports by Economic Categories (Detail)

(In Thousand Rupees)				
I T E M S	Mar-14	FROM JUL-2013	Mar-13	FROM JUL-2012
550490 OTH ART STAPLE FIB NOT CARDED	200774	2907159	253058	1229829
550510 WASTE SYNTHETIC FIBRES		4460	324	6261
550520 WASTE ARTIFICIAL FIBRES				1099
550610 SYN STA FIB CRD,COM SPIN NYLON	501	501		3953
550620 SYN STA FIB CRD,COM SPN POLYES	43143	299117	17320	167164
550630 ACRYLIC FIBRES CARDED/COMBED	2154	19658		98704
550690 SYNTHETI FIB CARDED/COMBED NS		58		3219
550700 ARTIFI STAPLE FIB CARDED/COM		1051		1181
550810 SEWING THREAD SYN STAPLE FIBRE	1977	89421	10029	74442
550820 SEWING THREAD ART STAPLE FIBRE	23392	98286		771
550911 S/Y STA FIB 86% WT NYLON	25184	393527	68058	254665
550912 MULTI CAB YRN SYN FIB NYL 85%W		127109	24761	325503
550921 S/Y SYN STA FIB 85% WT POLYSTR	416106	4030059	412155	3504323
550922 MULTI STA FIB 85% W POLYESTER	81842	549738	58600	434931
550931 SINGLE YARN85% OR MORE ACRYLIC	56844	178604	14324	176881
550932 MUL/CAB YARN 85% ACRYLIC FIB	95036	360724	61735	376445
550941 SINGLE YARN 85% WT SYN STA FIB	414	68352		2744
550942 MUL/CAB YARN SYN STA FIB 85%WT		1476		775
550951 O/YRN POLYES STA FIB MIX ARTIF	137280	1326193	127020	935067
550952 O/YRN MX WITH WOOL/FINE A-HAIR		1166		743
550953 OTH YRN OF POLYESTER MIX COTTN	2881	18956		7674
550959 OTH YRN OF POLY STAPLE FIBRE	25021	311971	31568	248598
550961 O/YRN OF ACRYLIC S-FIB MX WOOL		49823		
550969 YARN ACRYLIC FIB NOT FOR R-SAL	71751	538949	71659	326532
550999 OTH YARN SYN FIB NOT FOR R-SAL	7079	72063	22167	116521
551011 S/YRN ART STA FIB>85% STAPLE-F	118595	757229	46952	301278
551012 MUL/CAB YARN ART STA FIB>85%W		26878		49819
551020 O/YRN ART STA FIB MX WOL/F-HAI				2652
551090 O/YRN ATT STA FIB<85%ART ATA-F		51910	1739	34507
551110 YARN 85%MORE OF SYN STAP FIBRE				484
551120 YARN<85% BY WT SYN STAP FIBRE	1441	3090		
560290 OTH FELTS,NOT IMPREGNATE,COAT	10983	85490	11341	62986
560311 N-WOVNS, M-MADE FILA>25G/SQM	80730	515016	44064	335385
560312 N-WOV,M-MAD FIL>25G/SQM>70GSQM	53244	566246	35880	369533
560313 N-WOVNS,M-MAD FIL>70G/SQM>150G	20879	305654	37829	141508
560314 N-WOV,M-MAD FLAME WT>150G/SQM	11220	140800	13929	110003
560391 OTH NONWOVENS, WT>25 G/SQM	175	4317		900
560392 OTH N-WOV,WT>25G/SQM>70 G/SQM	5527	52142	7260	48315
560393 OTH,NON WOVEN>70G/SQM>150G/SQM	4459	33416	2513	25918
560394 OTH,N-WOVEN WEIGHING>150G/SQM	108123	1149795	121321	1024868
560410 RUBBER THREA AND CORD,TEX COVE	6462	54349	11288	55289
560490 OTHER,TEXTILE COVERED MATERIAL	9892	78529	9169	56972
581099 OTH TEXTILE MATERIAL.		64552	6803	58703
581100 QUILTED TEXTILE PRODUCT PIECE.	872	51600	3027	42156
590110 TEX FAB.GUM COATED/AMYLAC,SUBS	8906	50307	4311	34672
590290 OTH,TYRE CORD FAB YARN VIS-RYN			163	2387
590310 TEX.FAB.IMP,COV/LMTD PICAL.	93941	891952	47532	912425
590320 TEX.FAB IMP,COATED,POLYURETHAN	77941	867115	87400	633496
590490 OTH FLOOR COVERINGS, LINOLEUM				1327
590500 TEXTILE WALL COVERINGS.		79		217
590610 ADHESIVE TAPE < 20 CM	15394	25128	522	9103
590691 RUBBERISED TEX FAB,KNIT/CROCH	4223	11044		2647
590699 OTHER,RUBBERISED TEX FAB,N,S	9901	204705	18530	114440
590700 TEXTILE FABRICS O/W IMPG/COATD	34504	293441	16057	294250
630800 SETS OF WOVEN FABRICS AND YARN	38	108		111
630900 WORN CLOTHING&OTH WORN ARTICLE	1716002	13605073	1264157	10745510
631010 USED&NEW RAGS,SCRAP,TWINE,ETC	540	4815	846	8273
640590 OTHER FOOTWEAR	344	93196	1597	62657
640610 OTH PARTS OF FOOTWEAR N.S.	197	19478	95	4358
640620 OUTER SOLE/HEEL OF RUB/PLASTIC	2232	117758	7943	53403
640690 PARTS OF FOOTWEAR/OTH MATERIAL	4489	75239	4491	39812

Contd.

10.11 Imports by Economic Categories (Detail)

(In Thousand Rupees)				
I T E M S	Mar-14	FROM JUL-2013	Mar-13	FROM JUL-2012
650100 HAT-FORM/BODY,HOODS OF FELT		23	7	11
700800 MUL-WALLED INSULATE UNIT GLASS	11683	40664	181	17533
700910 REAR VIEW MIRRORS FOR VEHICLES	2530	30263	4320	43190
700991 UNFRAMED GLASS MIRRORS	69525	523172	73418	513697
701399 O-GLASSWARE INDOOR DECORATION	89007	1114265	87514	828681
701890 OTH GLASS ART O/T IMI-JEWELERY	5862	39110	6774	32322
701911 SILVER/ROVINGYARN C/STAND=50MM	78	1156		2400
701912 ROVINGS	4757	48276	3462	46459
702000 OTH ARTICLES OF GLASS	1750	84274	5206	31838
710110 NATURAL PEARLS				228
710121 CULTURED PEARLS UNWORKED		99		
710229 OTH IND DIAMONDS O/WISE WORKED				169
710239 OTH NON-IND DIAMOND WORK,N-MOU		80		
710310 UN-WORKED/SIMPLY SAWN PRE-STON	1144	4245	2313	17433
710391 RUBIES,SAPPHIRE,EMERALD WORKED			17	17
710399 OTH SEMI/PRE STONES WORKED N.S		4980		9510
710410 PIEZO-ELECTRIC QUARTZ			14	14
710590 OTH DUST/POWDER NAT SYN PRE ST		279		
710610 SILVER POWDER		6		10540
710691 SILVER UNWROUGHT		615119	9497	22260
710692 SEMI-MANUFACTURED SILVER	14030	81409	12798	153148
711011 PLATINIUM UNWROUGHT/POWDER FORM				334
711019 OTH PLATINIUM OTH SEM MFG FORM		17		3627
711029 OTH PALLIDIUM OTH SEM MFG FORM				2885
711031 RHODIUM UNWROUGHT POWDER				1736
711049 OTH MET-PLAT GRUD/ALOY S-MED F		13		
730890 OTH STRUCTURE OF IRON OR STEEL	266727	2743309	473283	3894439
730900 RESERVATORS,TANKS,VATS SIMICONT	42	124956	2976	33062
731010 TANKS,CASKS,DRUMS,CANS,BOX>50	16	44022	617	24683
731021 CAN,CLOSED BY SOLD/CIMP CAP<50	5870	91514	4947	105176
731029 OTH TANK,CASK,DRUM,BOX CAP<50	56949	462337	78870	367807
761090 ALUM STRUCTURE & PARTS N.E.S.	9348	89135	8945	131209
761100 ALUM RESERVOIRS,TANKS VATS ETC		213	540	1696
761210 COLLAPSIBLE TUBULAR CONTA ALUM	2926	23447	3154	20504
761290 OTH CASKS,DRUM,CAN,BOXES ALUMI	185212	1350719	95361	620634
890800 VESSELS&F-STRU FOR BREAKING UP	2445098	60631977	4638570	43517784
900110 OPTICAL FIB,OPTI FIB BUNDLES	15529	202949	18720	107027
900120 SHEET,PLATE OF POLARISING MATE	631	631	110	110
900130 CONTACT LENSES.	150	9421	1808	20647
900140 SPECTACLE LENSES OF GLASS.	1869	25839	1939	15324
900150 SPECTACLE LENSES OTH MATERIAL	1327	5218	553	7051
900190 OTH LENSES, PRISMS, MIRRORS	3699	7087	734	4684
900211 OBJECTIVE LENSE CAMRA/PROJECTOR	964	5206	535	9923
900219 OTHER OBJECTIVE LENSES.		1969	58	3581
900220 FILTERS FOR OBJECTIVE LENSES		124		1289
900290 OTH,MOUNTED OPTICAL ELEMENTS		7886	753	7496
900311 FRAMS,MOUNTINGS OF PLASTICS	2914	4834	161	4466
900319 FRAM,MOUNTING OF OTH MATERIAL	5211	21188	2027	25303
900390 PART FOR FRAMES&MOUNT SPECATLE		244		569
900410 SPECTACLES,GOGGLES SUNGLASSES		161838	10375	169941
900590 PARTS/ACCESSORIE OF BINOCULARS		507	11	935
900630 CAMERA USED IN UNDERWATE SURVY		82		7374
900640 INSTANT PRINT CAMERAS		2830		
900653 OTH CAMERA ROLL FILM OF35MM		346		349
900659 OTH CAMERA PHOTOGRAPHIC		300	678	2675
900661 DISCHARGE LAM FLASHLIGHT APPAR		93		636
900669 OTH PH-GRAPHIC FLASHLIGHT APPA	3595	5484	681	914
900691 PARTS,ACCE PHOTOGRAPHIC CAMERA	422	2385	104	6420
B. CAPITAL GOODS TOTAL	26067984	217593414 23227101*		217745216

Contd.

10.11 Imports by Economic Categories (Detail)

ITEMS	(In Thousand Rupees)			
	Mar-14	FROM JUL-2013	Mar-13	FROM JUL-2012
250100 SALT/PURE SODIUM CHLORIDE	4223	23201	3689	22210
250200 UNROASTED IRON PYRITES				4
250300 SULPHUR OF ALL KINDS	41853	798033	63154	803689
250410 NATURAL GRAPHITE OF ALL KINDS	4380	67371	4449	68811
250490 OTHER,NATURAL GRAPHITE		246		615
250510 SILICA SANDS AND QUARTZ SANDS	2308	13551	606	5043
250590 OTHER NATURAL SANDS	357	9289	882	5112
250610 QUARTZ (O/T NATURAL SANDS)		5858		335
250620 QUARTZITE ROUGHLY TRIMMED		3029		1924
250700 KAOLIN & OTH KAOLIN CLAYS	45331	563531	56353	373234
250810 BENTONITE	11093	53928	4552	96585
250830 FIRE-CLAY	6989	8962		1745
250840 OTHER CLAYS	7806	40729	100	35268
250860 MULLITE				30
250900 CHALK	24983	100271	15433	118339
251110 NATURAL BARIUM SULPHATE	6949	182831	33729	139867
251200 SILICEOUS FOSSIL MEALS	2707	22055		13104
251310 PUMIC STONE W/NOT HEAT TREATED	8532	39251	3266	26889
251320 EMERY,NATURAL CORUNDUM,GARNET	3108	41935	6225	47953
251511 MARBLE/TRAVERTINE,CRUDE ROUGH	19763	159288	107	16177
251512 MARBLE,TRAVERTINE,MERELY CUT	889	8621	430	6516
251611 GRANITE,CRUDE/ROUGHLY TRIMMED	2043	9618	897	8804
251612 GRANITE,MERELY CUT,BY SAWING	29	697		413
251620 SANDSTONE,CRUDE/ROUGHLY TRIMMED	216	3429		
251690 OTH MONUMENTAL BUILDING STONE		2311		462
251710 PEBBLES,GRAVEL/CRUSH STONE ETC		427	14	27
251741 GRANULES,CHIP & POWDER,MARBLE		4894		
251749 OTH GRANULE,CHIPPING & POWDER	387	514		
251810 DOLOMITE, NOT CALCINED		1260	407	2038
251830 DOLOMITE RAMMING MAX		1658		12200
251990 OTH FUSED MAGNESIA,DEAD BURNED	13463	81743	8584	74323
252010 GYPSUM; ANHYDRITE	3636	32005	1760	22842
252020 PLASTERS OF CALCINED GYPSUM		3367	109	1997
252210 QUICKLIME		165	165	386
252220 SLAKED LIME		2639		1820
252230 HYDRAULIC LIME		50		1137
252310 CEMENT CLINKERS	1498	2525		
252321 WHITE PORTLAND CEMENT		1534		3631
252329 OTHER PORTLAND CEMENT	24224	342142	3326	128114
252330 ALUMINOUS CEMENT(CEMENT FONDU)		14170		10597
252390 OTHER HYDRAULIC CEMENTS	51201	382588	28901	249340
252410 ASBESTOS CROCIDOLIITE				3085
252490 OTHER ASBESTOS	55102	222977	3149	236348
252520 MICA POWDER	1330	5142		3721
252610 NATURAL STEATITE,NOT CRUSHED	130527	2256539	21805	194357
252620 NATURAL STEATITE,CRUSH/POWDER	2943	17636	1398	24524
252800 NATURAL BORATES & CONCENTRATES				8684
252910 FELDSPAR		169		
252922 FLUORSPAR>97% CALCIUM FLORIDE	4460	4744	244	878
252930 LEUCITE;NEPHELINE,NEPH SYENITE				1044
253010 VERMICULITE,PERLITE CHLORITES		1754	831	1325
253020 KIESERIT,EPSOMITE(NAT MAG SULP				731
253090 OTHER,MINERAL SUBSTANCES	8316	272989	47509	299985
260111 IRON ORES,CONCEN,NON-AGGLOMERT		904409	1309447	2438298

Contd.

10.11 Imports by Economic Categories (Detail)

(In Thousand Rupees)				
I T E M S	Mar-14	FROM JUL-2013	Mar-13	FROM JUL-2012
260112 IRON ORES CONCEN,AGGLOMERATED		67		2061163
260200 MAGANESE ORES & CONCENTRATES				30682
260700 LEAD ORES AND CONCENTRATES	1012	8519	1042	4662
261000 CHROMIUM ORES AND CONCENTRATES	12144	40710	881	27882
261400 TITANIUM ORES & CONCENTRATES		19444	3971	25765
261510 ZIRCONIUM ORES AND CONCENTRATE	8106	8106		
261710 ANTIMONEY ORES AND CONCENTRATE		41		
261790 OTHER ORES AND CONCENTRATES			20	1441
261800 GRANULATED SLAG M/G IRON,STEEL	488	723		2400
261900 SLAG,DROSS OTH WASTE,IRN/STL	4213	22603		6189
262011 HARD ZINC SPELT MAINLY OF ZINC		1783		906
262019 OTH,ASH&RESIDUE C/MAINLY ZINC	3133	17744	264	3357
262040 ASH&RESIDUE MAINLY OF ALUMINIUM		10513		877
262099 OTH ASH&RESIDUE CANTAIN METAL		630		
262190 OTH SLAG &ASH,RESIDUES M-WAST		5569	1641	3590
270111 ANTHRACITE NOT AGGLOMERATED	1613	5546		4431
270112 BITUMINOUS COAL,NOT AGGLOMERAT		124726		
270119 OTHER COAL,NOT AGGLOMERATED	3316493	19163051	2923371	34709190
270120 BRIQUETTES SIMILAR SOLID FUEL		1043	106	1983
270210 LIGNITE NOT AGGLOMERATED		3234		3440
270300 PEAT INCLPEAT LITTER		7366	436	7492
270400 COKE/SEMI OF COAL,RETORT CARBN	479692	2766187	120396	1112509
270500 COAL GAS,WATER GAS,SIMILAR GAS		469		565
270600 TAR FROM COAL/LIGNITE/PEAT ETC	71	3387		3067
270710 BENZOLE (BENZENE)		44950	18231	27025
270720 TOLUOLE (TOLUENE)			10151	10151
270730 XYLOLE (XYLENES)	248985	1630279	155935	1154739
270740 NAPHTHALENE		7620		
270750 OTH STOCK FOR CARBON BLACK	61432	313921	56402	157711
270791 CREOSOTE OILS		65		1028
270799 OTH OIL /PROD DISTLION COALTAR	158510	575408	123736	771432
271019 KEROSENE,INCL KER.TY. JET FUEL	1272372	8902495	1353798	8377525
271129 OTH GAS HYDROCARBON GAS STATE	91	6642	178	4941
271210 PETROLEUM JELLY	15949	137216	22940	148883
271220 PARAFIN/WAX,CONT WT<0.75%OIL	25077	197461	37101	325613
271390 OTH RESIDUE PETROLEUM BITUMEN		1004		1058
271410 BITUMEN OIL SHALE & TAR SANDS		35329		5181
271500 BITUMEN MIXTURES,NATURAL	52281	348906	453	94734
280110 CHLORINE		1093		
280120 IODINE	62014	275872	53708	263476
280200 SULPHUR,SUB/PRE COLLI.SULPHER	98	8451	891	8545
280300 CARBON(INCL CARBON BLACK)NES	183119	839235	117961	848109
280410 HYDROGEN.	135	4588		1555
280421 ARGON	5118	47351	2974	51776
280429 OTHER, RARE GASES.	15470	116567	10811	79188
280430 NITROGEN		555		2828
280440 OXYGEN		19336	29	87730
280450 BORON, TELLURIUM		261		
280461 SILICON CON & 99.99% BY WEIGHT	10726	15057	9506	15847
280469 OTHER SILICON	494	23667	1015	8144
280470 PHOSPHORUS		47974		57615
280480 ARSENIC	1883	11923	1844	6092
280490 SELENIUM	21066	97542	25117	58744
280512 CALCIUM			200	20934

Contd.

10.11 Imports by Economic Categories (Detail)

ITEMS	(In Thousand Rupees)			
	Mar-14	FROM JUL-2013	Mar-13	FROM JUL-2012
280519 OTHER ALKALI METALS	2246	18781		8238
280530 RARE-EARTH METAL NS				23
280540 MERCURY	693	3766	156	1379
280610 HYDROGEN CHLORIDE (HCL ACID)		1912	75	2370
280620 CHLOROSULPHURIC ACID				12326
280700 SULPHURIC ACID; OLEUM		2648	1514	2950
280800 NITRIC ACID;SULPHONITRIC ACIDS	14140	113477	9154	91718
280910 DIPHOSPHORUS PENTAOXIDE	2286	4589	230	9012
280920 PHOSPHORIC/POLPHOSPHORIC ACIDS	1923171	16813996	2068997	20971414
281000 OXIDES OF BORON;BORIC ACIDS	19247	168355	20228	111521
281111 HYDROGEN FLUORIDE	857	2678		8301
281119 OTHER INORGANIC ACIDS.	11860	106572	9266	104409
281121 CARBON DIOXIDE	19453	219665	20718	212463
281122 SILICON DIOXIDE (SILICA)	42039	450273	49152	360265
281129 OTH INORGANIC OXYGEN COMPOUNDS	1061	17504	623	10260
281210 CHLORIDES AND CHLORIDE OXIDES	17	118		701
281290 OTH HALIDE/HALIDE OXIDES	4681	13740	29	7584
281390 OTH SUPHIDE OF NON-METALS	8635	9061		15689
281410 ANHYDROUS AMMONIA	7	2549		24533
281420 AMMONIA IN AQUEOUS SOLUTION	107249	110489	1167	45098
281511 SODIUM HYDROXIDE SOLID	12314	57691	2291	41059
281512 SODIUM HYDROXIDE AQUEOUS SOL		1518	9	14514
281520 POTASSIUM HYDROXIDE (CAUSTIC)	32709	207090	3341	68716
281530 PEROXIDES OF SODIUM/POTASSIUM	4	7		311
281610 HYDROXIDE/PEROXIDE OF MAGNESUM	4587	34479	8731	45833
281640 STRONTIUM,OXIDE,H-OXIDE,PEROXI	2	7		12
281700 ZINC OXIDE;ZINC PEROXIDE	26531	154347	16499	157483
281810 ARTIFICIAL CORUNDUM NOT DEFIN	1555	30224	1951	22438
281820 ALUMINIUM OXIDE O/T ARTIFICIAL	20449	118561	12879	97266
281830 ALUMINIUM HYDROXIDE	36227	367272	30545	246553
281910 CHROMIUM TRIOXIDE	12325	80632	4054	60426
281990 OTH,CHROMIUM OXIDES&HYDROXIDE	929	12116		15490
282010 MANGANESE DIOXIDE		22662	3909	23654
282090 OTHER, MANGANESE OXIDES		1915	1988	5361
282110 IRON OXIDES AND HYDROXIDES	27445	266800	33635	331608
282120 EARTH COLOURS			368	580
282200 COBALT OXIDE & HYDROXIDE	13921	58754	8535	47316
282300 TITANIUM OXIDES.	39142	203462	17993	126666
282410 LEAD MONOXIDE(LITHARGE,MASICOT		10196		8789
282490 OTHER, LEAD OXIDES		807		594
282510 HYDRAZINE, YDROXYLAMINE SALT	10755	68362	6292	33358
282520 LITHIUM OXIDE AND HYDROXIDE		7916		16104
282530 VANADIUM OXIDES AND HYDROXIDES	89	34909		7144
282540 NICKEL OXIDES AND HYDROXIDES		1969		29
282550 COPPER OXIDES AND HYDROXIDES		11615		3985
282570 MOLYBDENIUM OXIDES/DIOXIDES	1	65		54
282580 ANTIMONY OXIDES	38025	100584		97419
282590 OTH INORGANIC BASE/METAL OXIDE	2328	12243	180	9140
282619 OTHER, FLOURIDES	1713	16108	1	18199
282630 SODIUM HEXAFLOROALUMINATE		2078		21
282690 OTHER,COMPLEX FLUORINE SALTS	3932	14445	765	7050
282710 AMMONIUM CHLORIDE	11099	58960	4548	122836
282720 CALCIUM CHLORIDE	7231	30095	10178	50815
282731 CHLORIDES OF MAGNESIUM	1378	15456	355	12795

Contd.

10.11 Imports by Economic Categories (Detail)

ITEMS	(In Thousand Rupees)			
	Mar-14	FROM JUL-2013	Mar-13	FROM JUL-2012
282732 CHLORIDES OF ALUMINIUM	840	3233		1094
282735 CHLORIDES OF NICKEL	3292	18974	363	14531
282739 OTHER CHLORIDES:	963	52801	4495	108055
282741 CHLORIDE OXIDE/HYDROXIDE COPPER				94
282749 OTH CHLORIDE OXIDE/HYDROXIDES	5	602	142	2791
282751 SODIUM POTASIIUM BROMOMIDES	1609	3397	743	3367
282759 OTH BROMIDE/BROMIDE OXIDE		8607	278	3307
282760 IODIDES AND IODIDE OXIDES	974	24295	336	21190
282810 COM CAL HYP (BLEACHING POWDER)		957	13	1028
282890 OTH HYPOCHLORITES/HYPOBROMITES	2747	22125	4317	29070
282911 CHLORATES OF SODIUM		6783		11956
282919 OTH CHLORATES/PERCHLORATES	31416	420331	16027	286745
282990 OTH BROMATES/PERBROMATE/IODATE	5062	7413	38	25641
283010 SODIUM SULPHIDES	97045	636662	62232	520016
283090 OTH, SULPHIDES, POLYSULPHIDES	55	9010		380
283110 SODIUM DITHIONITE,SULPHOXYLATE	111085	775730	72129	762425
283190 OTH DITHIONITE & SULPHOXYLATE	56403	450685	29430	493890
283210 SODIUM SULPHITES(NEUTRAL)	24356	255587	24185	219207
283220 OTHER SULPHITES	11	1396		9475
283230 THIOSULPHATES	836	6638	2	2527
283311 DISODIUM SULPHATE	92578	755246	41186	556011
283319 OTHER SODIUM SULPHATES	801	16622	1776	21905
283321 MAGNESIUM SULPHATE(EPSOM SLATE	1685	9243	1588	15480
283322 SULPHATES OF ALUMINIUM	2287	42773	608	24850
283324 SULPHATES OF NICKLE	6589	66564	729	50563
283325 SULPHATES OF COPPER	2072	80038	15720	75690
283327 SULPHATES OF BARIUM	3001	53388	2013	32489
283329 OTHER SULPHATES	143307	670405	50564	522917
283330 ALUMS	11	2015		156
283340 PEROXOSULPHATES(PERSULPHATES)	7900	46628	6912	21303
283410 NITRITES	9639	47003	9392	66177
283421 NITRATES OF POTASSIUM	9334	55650	120	60215
283429 OTHER, NITRATES	6	53258	4440	51689
283510 PHOSPHINATES & PHOSPHONATES	1742	34947	882	13119
283522 PHOSPHATES OF MONO-OR DISODIUM	18739	120458	21172	138822
283524 PHOSPHATES OF POTASSIUM	172	31975	5187	14014
283525 CALCIUM HYDROGEN-ORTHOPHOSPHAT	72043	546538	89539	684016
283526 OTH CALCIUM PHOSPHATE (PURE)	15560	185574	2171	250152
283529 OTHER, PHOSPHATES	1517	23965	5773	38472
283531 SODIUM TRIPHOSPHATE	28760	636756	66029	515431
283539 OTHER, POLYPHOSPHATES	26107	151616	16431	125291
283620 DISODIUM CARBONATE NATURAL	109853	1066600	218370	1637653
283630 SODIUM HYDROGEN CARBONATE	21217	119535	6686	108163
283640 POTASSIUM CARBONATE	8766	276130	17708	129464
283650 CALCIUM CARBONATE	21318	111478	13542	102901
283660 BARIUM CARBONATE	2155	91738	6579	112475
283691 LITHIUM CARBONATE		2532		675
283692 STRONTIUM CARBONATE		3		134
283699 OTHER, CARBONATES	73996	528625	24706	375468
283711 CYANIDES OF SODIUM	34256	92192	5415	60595
283719 OTH CYANIDE/OXIDES	2055	4242		1791
283720 COMPLEX CYANIDES	38	825		781
283911 SODIUM METASILICATES	1395	9514	1677	15847
283919 OTHER, SILICATES		13786	21	12575

Contd.

10.11 Imports by Economic Categories (Detail)

ITEMS	(In Thousand Rupees)			
	Mar-14	FROM JUL-2013	Mar-13	FROM JUL-2012
283990 OTHER, METAL SILICATE	2202	33520	536	27700
284011 SODIUM TETRABORATE ANHYDROUS				864
284019 OTH DISODIUM TETRABORAT(REFINE	5709	111540	15493	112364
284020 OTHER, BORATES	50	50752	240	304
284030 PEROXOBORATES (PERBORATES)	7	43737		45493
284130 SODIUM DICHROMATE	53519	349833	17767	211877
284150 OTH CHROMATE DI/PER CHROMATES	47	7858	1505	1539
284161 POTASSIUM PERMANGANATE		16446	40	12097
284169 OTH MAGANITE MAGANATE/PERMAGAN		15		16
284170 MOLYBDATES	15	2486	279	11452
284190 OTH,SALT OXOMETALIC/PEROX ACID	1	3977	2313	10757
284210 DOUBLE OR COMPLEX SILICATES.	1668	59136	3912	46141
284290 OTHER SALTS OF INORGANIC ACIDS	11	23067	330	6253
284321 SILVER NITRATE.	1069	2381	5103	37306
284329 OTHER,SILVER COMPOUNDS	378	7980		10600
284330 GOLD COMPOUNDS.	9	143		92
284390 OTHER COMPOUNDS,AMALGAMS	18	7558	7	3502
284410 NATURAL URANIUM,ITS COMP ALLOY		39	603	909
284430 URANIUM DEPLET THORIUM IT COMP		30		124
284440 RADIOACTIVE EL/ISOTOP COMP ALY	25958	194729	45609	200113
284590 OTH ISOTOPES & THEIR COMPOUNDS			525	1011
284610 CERIUM COMPOUNDS.	2	1803	17	3078
284690 OTH RARE EARTH METAL COMPOUNDS	13	518	26	4862
284700 HYDROGEN PEROXIDE SO-WITH UREA	16031	351808	50440	271436
284800 PHOSPHIDES,CHEMICALLY DEFINED		2194		
284910 CALCIUM CARBIDES	39450	404057	32182	454485
284920 SILICON CARBIDE	1083	14669	1119	29087
284990 OTHER CARBIDE	126	191		139
285000 HYDRIDE,NITRIDE,AZIDE,BRMD ETC	14	3525	3023	6298
285210 INORG/ORGANIC COMP OF MERCURY	607	11258	1483	7336
285290 OTH INORG/ORGA COMP-MERCURY		3741	803	6119
285300 OTH INORGANIC COPM AMALGAMS	524	4849	637	2345
290899 OTH SULPHONATED DER OF PHENOLS	8	38053	28	43448
290911 DIETHYL ETHER		232		663
290919 OTHER, ACYCLIC ETHER	5447	35872	15	26604
290920 CYCLANIC,CYC ETHER HALOGEN DER		957		1005
290930 AROMATIC ETHER HALOGEN SULPH'T	10815	75216	18556	70736
290941 2,2-OXYDIETHANOL(DIETHYL GLYCL	108672	548271	51341	385375
290943 MONOBUTYL ETHER,ETHYLEN GLYCOL	19010	118264	3872	51292
290944 MONOALKYL ETHER,ETHYLEN,GLYCOL	23476	276172	29831	242839
290949 OTH,ETHERS THEIR DERIVATIVES	35416	210469	8877	124639
290950 ETHER-PHENOLS,ETHERALCH PHENOL	400	12504	556	7217
290960 ALCH PEROXID,ETH PEROXID,KETON	19947	155933	19858	136595
291010 OXIRANE (ETHYLENE OXIDE)	228	11354	1621	12678
291020 METHYLOXIRANE(PROPYLENE OXIDE)				117
291030 1-CHLORO-2,3-EPOXYPROPANE	1698	16956		98
291090 OTH,EPOXIDE,EPOXYALCH,EPOXYPHL	597	6249		6586
291100 ACETAL HEM/ACETAL,OXYFUNC HEL	72	361		644
291211 METHANE WITHOUT OTH OXYGN FUNC	664	4725		5832
291212 ETHANE WITHOUT OTH OXYGEN FUNC		734	2404	11825
291219 OTH,ACYCLIC ALDEHYD W/O OTHOXY	14796	115031	6488	72845
291221 BENZALDEHYDE W/O OTH OXY FUNC		411		4225
291229 OTH CYCLIC ALDEHYD W/O OXY FUN	1772	39441	21726	47336
291241 VANILLIN(4-HYDROXY-3-METHOXYBZ	4650	62856	4945	54447

Contd.

10.11 Imports by Economic Categories (Detail)

ITEMS	(In Thousand Rupees)			
	Mar-14	FROM JUL-2013	Mar-13	FROM JUL-2012
291242 ETHYLVANILIN(3-ETHOXY-4-HYDROXY	1788	22128	1003	21011
291249 OTH ALDEHYDE-ETHER/PHENOL/OXYG	282	1672	7	2501
291250 CYCLIC POLYMERS OF ALDEHYES		196		9
291260 PARAFORMALDEHYDE	7653	26899	6082	31565
291300 HALOGEN,SULPHONAT,NITRAT DERV		23	10	146
291411 ACETONE	6178	68699	2036	54689
291412 BUTANONE(METHYL ETHYL KETONE)	2142	244374	12354	209542
291413 4-METHYLPENTAN-2-ONE	97	17214	3029	11480
291419 OTH,ACYCLIC KETONE W-OUT OXY-F	3344	4782	5	553
291422 CYCLOHEXANONE,METHYLCYCLOHEXON	11139	157316	4998	40105
291423 IONONES AND METHYLIONONES		6288	456	7995
291429 OTH,CYCLANIC ETC W/O OTHOXYGN	1135	39608	20768	52319
291431 PHENYLACETONE(1-PHENYLPROPAN-2				631
291439 OTH,AROMATIC KETONE W/O OXYGEN	543	2561	585	2916
291440 KETONE-ALCOHOL KETONE-ALDEHYDE	135	68262	17440	70528
291450 KETONE-PHENOL/KETONE W/O OXYGN	2327	25934	4981	25015
291461 ANTHRAQUINONE		3551		3280
291469 OTHER QUINONES	4442	28022	27	32804
291470 HALGENATDED,SULPHONATED,DERIVA	1116	7750	4	2490
291899 OTH INDREDIENTS FOR PESTICIDES	48681	396921	39813	415308
291990 OTH PHOSPHORIC ESTER/SALT/DERI	10220	94689	12318	42917
292090 OTH ESTER OTH INORGANIC ACID	12782	88095	8981	87437
292111 METHYLAMINE,DI/TRI & ITS SALT	17867	84020	8643	72727
292119 OTH ACYCLIC MONOAMIN/DERV/SALT	595	18791	2591	31455
292121 ETHYLENEDIAMINE AND ITS SALTS	7281	37078	4	32498
292122 HEXAMETHYLENEDIAMINE/ITS SALTS		5497		5420
292129 OTH ACYCLIC POLYAMIN/DERV/SALT	3147	30343	1794	26762
292130 CY-CLANIC,LENIC LOTERPENI/SALT	5372	51670	8930	44435
292141 ANILINE AND ITS SALTS	6416	17203	295	1929
292142 ANILINE DERIVATIVES/ITS SALT	13720	207309	19933	163502
292143 TOLUIDINE/ITS DERIVATIV/SALT	3241	43836	666	40439
292144 DIPHENYLAMINE/ITS DERIV/SALT	172	4328	516	1606
292145 1,2-NAPHTHYAMINE/ITS DERIVATE	2211	103236	1452	66487
292149 OTH,AROMATIC MONOAMIN DER/SALT	17059	280186	56403	264966
292151 O,M,P-PHENYLENE,DIAMINE SALT	62295	313550	14204	189412
292159 OTH AROMATIC POLYAMIN DER/SALT	19699	91516	4050	50978
292211 MONOETHANOLAMINE AND ITS SALTS	2518	67482	3316	48580
292212 DIETHANOLAMINE AND ITS SALTS		41224	7771	61071
292213 TRIETHANOLAMINE AND ITS SALTS	11746	67539		24898
292219 OTH AMINO-ALCH ETHER/ESTR/SALT	122596	810314	88919	717496
292221 AMINOHYDROXYNEPHLENE ACID/SALT	65641	442124	3149	205076
292229 OTH AMINO NAPHTHOL/PHENOL ETHER	64315	535553	14008	139832
292239 OTH AMINO ALDEHYDES	2430	18553	1302	19308
292241 LYSINE/ITS ESTER SALT THEREOF	172115	2467046	30308	1781787
292242 GLUTAMIC ACID AND ITS SALTS	110252	1129514	91357	954815
292243 ANTHRANILIC ACID AND ITS SALTS			530	1701
292244 TILIDINE (INN) AND ITS SALTS				1627
292249 OTH AMINOACID/ESTER O/T OXYFUN	262234	2114852	246524	1800790
292250 AMINO-ALCHL/ACIDPHENOL/IT COMP	60385	738169	73648	811441
292310 CHOLINE AND ITS SALTS	4906	25111	4646	20359
292320 LECITHIN/OTH PHOSPHOAMINOLIPID	18177	112156	17867	119037
292390 OTH QU-AMMONIUM SALT/HYDROXID	33706	345238	72307	417908
292412 FLUOROACETAMIDE(ISO)MONOCROTO		340		
292419 OTH AMIDE COMP,CARBONIC ACID	71380	499470	43389	497460

Contd.

10.11 Imports by Economic Categories (Detail)

(In Thousand Rupees)				
I T E M S	Mar-14	FROM JUL-2013	Mar-13	FROM JUL-2012
292421 UREINES/DERIV/SALT THEREOF	5539	88349	10291	62501
292429 OTH CYCLIC AMIDE DERIV/SALTS	157845	1605872	119550	1201818
292511 SACCHARIN AND ITS SALTS	59412	206236	16112	158342
292519 OTH IMIDE/DERIV/SALT THROF	4723	23664	868	49018
292521 CHLOIMEFORMRD (ISO)	1110	1589		99
292529 DIPHENYL-GUANIDINE	56671	426546	56141	386873
292610 ACRYLONITRILE	385	9351		27369
292620 1-CYANOANIDINE(DICYANDIAMIDE	2568	40727	3926	47829
292690 OTH,NITRILE-FUNCTION COMPOUNDS	237963	2198906	172041	1712828
292700 DIAZO-,AZO-/AZOXY-COMPOUNDS	16340	138614	12164	89275
292800 ORGANIC DERV,HYDRAZIN/HYDOXY	3890	41858	10822	70361
292910 ISOCYANATES W-NITROGEN FUNCTIO	405117	2459730	324845	2709128
350790 OTH ENZYMES/PREP ENZYMES	329626	1967360	146887	1641307
360200 PREP EXPLOSIVE O/T POWDER	20855	27408		44125
381590 OTHER CATALYTIC PREPARATIONS	199580	539343	20987	400641
401039 TRANS SYS.BELT OTH 150-198 CM	21846	181475	16242	144804
401110 NEW PNEUM TYRES FOR MOTOR CARS	109159	1320858	135077	1427308
401120 NEW PNEUM TYRES FOR BUS/LORRY	735138	13240532	957296	11200487
401130 NEW PNEUM TYRES RUB AIRCRAFTS	2027	40748	659	83750
401140 NEW PNEUM TYRE RUBB MOTORCYCLE	8197	86285	7769	52371
401150 NEW PNEUM TYRE RUBB BICYCLES	4099	43612	4247	12031
401161 TYRE AGRICULTURE VEH/MACHINE	90685	805656	96238	554610
401162 TYRE INDUSTRIAL VEH=61 CMS	36	36		
401163 TYRE INDUST/CONS VEH>61 CMS	153	6902		32483
401169 OTHER TYRE HERRING BONE		296		16660
401192 OTHER TYRE AGRICULTURE/MACH	153	8503	7625	79639
401193 OTH TYRE INDUSTRIAL VEH=61 CM	1469	14962	998	14412
401194 OTH TYRE INDUSTRIAL VEH>61 CM	1266	69225	4099	64885
401199 OTH TYRE NEW PNEUMATIC RUBBER	51429	316395	39432	198597
401211 RETREATED TYRES FOR MOTORCARS				16
401212 RETREATED TYRE FOR BUSES/LORRY		724		
401213 RETREATED TYRE FOR AIRCRAFTS	20201	75895		75261
401219 OTHER RETREATED TYRE OF RUBBER		98		12342
401220 USED PNEUMATIC TYRES OF RUBBER			16	30
401290 OTH USED PNEUMATIC TYRE RUBBER	10654	42459	1544	21015
401310 INNER TUBES,OF MOTOR CAR/BUSES	6675	127823	8444	108193
401320 INNER TUBES FOR BICYCLES	2924	34742	3149	29196
420340 OTHER CLOTHING ACCESSORIES	42451	395931	36682	380597
440290 OTH WOOD CHARCOAL NOT AGGLOMER	1392	11693		6995
440500 WOOD WOOL;WOOD FLOUR.		2395		200
440710 CONIFEROUS WOOD SPECI SAW/CHIP		3260		3022
440721 MAHOGANY (SWIETENIA SPP) TROP			919	16914
440725 TROPICAL WOOD DARK RED MERANTI	11690	117656	9761	76400
440726 TROPICAL WOOD WHITE LAUAN ECC	31769	150682	21497	157812
440727 SAPELLI	1810	11837	2910	25147
440728 LROKO				1062
440729 OTH TROPICAL WOOD NON-CONF SAW	401757	2450421	302952	2122691
440791 OAK WOOD,SWAN/CHIPPED LEN WISE	920	13655	422	23287
440792 BEECH WOOD SWAN/CHIPPED L/WISE	14768	104159	5173	45869
440793 OTH TROPICAL WOOD OF MAPLE		8473		
440794 OTH TROPICAL WOOD OF CHERRY			95	95
440795 OTH TROPICAL WOOD OF ASH	11561	267657	35601	299063
440890 OTH.LAMINAT WOOD SAWN.SLICED6M	16667	143573	11411	97344
440910 WOOD CONIFEROUS SPECIES SHAPED	383	471		

Contd.

10.11 Imports by Economic Categories (Detail)

ITEMS	(In Thousand Rupees)			
	Mar-14	FROM JUL-2013	Mar-13	FROM JUL-2012
440921 WOOD NON-CONIFEROUS OF BAMBOO				30
441700 TOOLS/BODIES/HANDLE OF WOOD	525	2940	80	1711
441810 WINDOWS FRENCH WINDOWS & FRAME	36	2310		2024
441820 DOORS FRAMES AND THRESHOLDS	17227	59458	1998	26774
441840 SHUTTERING FOR CONCRETE C/WORK				3575
441860 POSTS AND BEAMS OF WOOD				12
441872 OTH MULTILAYER FLOORING PANELS				64
441879 OTH ASSEMBLED FLOORING PANELS		562		17444
551694 W-FAB ART FIB<85%WT O/FIB PTIN	68421	1244032	79599	1032724
560121 OTH ARTICLES OF COTTON WADDING	252	7178	1847	6316
560122 OTH WADDING OF MAN-MADE FIBRES		27155	1170	3427
560129 OTHER, WADDING ARTICLES	3722	33349	3215	22186
560600 GIMPED YARN,AND STRIP AND LIVE	29698	251924	28079	148138
560721 BINDER/BALER TWINE OF SISAL	264	2582		131
560729 OTH,TWINE,CORDAGE,ROPE&CABLE	2052	24434	82	10523
560741 BINDER/BALER TWINE OF POLYTHNE	3729	36269		23897
560749 OTH TWINE,CORDAGE,ROP,CAB POLY	5451	57201	1302	33938
560750 TWINE,CORDAGE,ROPE,OTH SYN FIB	1819	30305	7927	70278
560790 OTH,TWINE,CORDAGE,ROPE & CABLE	1391	23640	1832	17397
560811 FISHING NETS MAN-MADE TEX MAT	22942	277813	5889	234950
560819 OTH, MADE UP NETS OF TEX MAT	3964	59914	5048	73822
560890 OTH,NOTTED NETS/NETTING ROPE	1447	19718	1450	18139
591000 TRANSMISON CONYOR BELT TEX MAT	17181	155133	22281	131729
591110 TEX FAB,FELT & FELT-LINED FAB.	37377	183412	49081	202046
591120 BOLTING CLOTH,WHET/NOT MADE UP	2577	23925	3943	31893
591131 TEX FAB & FELTS,< 650G/SQM .	11081	87297	4155	73954
591132 TEX FAB & FELTS,>0650G/SQM .	27818	242878	20482	244681
591140 STRAINING CLOTH USEDOIL PRESS		742	232	1010
670490 WIGS,BEARD,EYE-BROW OF OTH MAT		938	78	638
680100 ARTICLE OF STONE PLAS CEMET		23		495
680210 TILES CUBES AND SIMILAR ARTICL		362	32	11123
680221 OTH MONUMENTAL BUILD STONE/ART	30374	184365	11436	98393
680223 GRANITE	59839	640750	40204	395523
680229 OTHER STONE		1037		311
680291 OTH MARBL TRAVERTIN&ALABASTER	918	6650	99	1951
680292 OTHER CALCAREOUS STONE		9		
680293 OTHER GRANITE	805	7884	2657	21192
680299 OTHER STONE	162	2738	88	2331
680690 OTH ARTICLE OF HEAT INSULATING	4868	130914	3896	27832
680710 ARTICLE OF ASPHALT IN ROLL		4207		18348
680790 OTH ARTICLE OF ASPHALT MATERL		770		920
681099 OTH ARTICLE OF CEMENT		5685	4808	21555
681140 ARTICLES CONTAINING ASBESTOS		37		364
681181 CORRUGATED SHT NOT CON ASBESTO				677
681182 O-SHT,PANEL,TILES,NOT CON ASBE	18076	67839	13418	49573
681599 OTH ARTICLE OF STONE OTH MINRL	5930	52574	3853	61485
690100 BRICK , TILE OF SILI FOSSIL	6	251	60	2914
690210 REF BRICK,TILE>50%MG,CA	169722	1327705	117800	839558
690220 CERAMIC>50%SILICA,ALUM	37879	207519	11698	314323
690390 OTH REFRECTORY CERAMIC GOODS	4724	74625	5815	34781
690410 CERAMIC BUILDING BRICKS				626
690490 OTH C/FLOORING BLOCKS F/TILE	1198	3560		80184
690590 OTH CHIMNEY-POTS,COWLS,ETC.	28	101		
690600 CERAMIC PIPES CONDUITS&FITING		1453	3290	5388

Contd.

10.11 Imports by Economic Categories (Detail)

ITEMS	(In Thousand Rupees)			
	Mar-14	FROM JUL-2013	Mar-13	FROM JUL-2012
690710 TILES CUBES ETC W/N RECT<7CM	72040	348138	9794	111528
690790 OTH,UNGLAZED CERAMICS	130413	2013813	90209	1122869
690810 TILES CUBES AND SIMILAR ARTICL	2128	13421	2051	9450
691490 OTH CERAMIC ARTICLES O/TH PORN	92	2302	114	5561
700100 CULLET AND OTH WAST&SCRAP,GLAS	70	707	5	13070
700210 BALLS IN GLASS UNWORKED	4676	22706	891	10195
700220 RODS IN GLASS UNWORKED		24		
700231 TUBE,FUSED QUARTZ/SILICA,UNWOR	20	824		244
700232 TUBE OF OTH GLASS UNWORKED		839		
700239 OTHER, TUBES IN GLASS	56953	426963	19248	291197
700312 NON-WIRED SHEETS COLOURED,FLAS	20409	106020	19626	92478
700319 OTH NON WIRED SHEETS OF GLASS	8956	109189	17942	119810
700320 WIRED SHEETS GLASS	3059	13062	214	5034
700330 PROFILES OF GLASS				47
700420 GLASS COLOURED OPACIFIED FLASH	259	259		402
700490 OTHER GLASS	17565	33084	2510	28719
700510 NON-WIRED GLASS HAVE ABSORBENT	18645	252698	54867	277577
700521 NON-WIRED GLASS COLOURED,OP/FE	9823	132715	45902	151302
700529 OTHER, NON-WIRED GLASS	21973	111400	25377	322451
700600 GLASS BENT, EDGE-H-70.03,04,05	177	4841	597	1622
700711 THOUGHENED SAFTY GLASS FOR VES	18887	173586	24946	152417
700719 OTH THOUGHENED SAFTY GLASS	2996	49197	2287	13956
700721 LAMINATED SAFTY GLASS VEH/VESL	7767	112543	8350	98135
700729 OTHER, LIMINATED SAFETY GLASS	3858	76898	4998	35331
701090 OTH CARBOYS BOTT,FLASK,JAR,POT	34188	572485	43731	449066
701110 FOR ELECTRIC LIGHTING		5285		5968
701400 SIGNALLING GL-WARE,OPTCAL ELEM	92	5709	924	4015
701510 GLASS FOR CORRECTIVE SPECTACLE		116		3356
701610 GLASS CUBES/OTH SMALLWARE	1968	39445	791	19083
701919 OTH YARN OF GLASS FIBRE/THREAD	3787	27575	2716	45901
701931 GLASS MATS	30739	252173	21042	208739
701932 THIN SHEETS (VOILES)	70201	361755	39034	274945
701959 OTH WOVEN FABRICS	1050	31454	8404	26394
710210 UNSORTED, (ROUGH) DIAMONDS		2418		9484
710490 OTH SYN/RECONSTI SEM/PRE STONE				13
710510 DUST AND POWDER OF DIAMONDS		6		
711890 OTHER COIN		234		394
720110 NON-ALLOY PIG IRON<0.5% PHOSP	40390	380926	16601	407125
720120 NON-ALLOY PIG IRON>0.5% PHOSP		100216		123041
720150 ALLOY PIG IRON; SPIEGELEISEN				
720211 FERRO-MANGANESE CONT 2% CARBON	35904	419270	30871	359266
720219 OTH FERRO-MANGANESE	18591	88511	4049	93964
720221 FERRO-SLICON CONT >55% SILICON	26800	333746	26248	352849
720229 OTH FERRO-SILICON	7340	54952	4377	104185
720230 FERRO-SILICO-MANGANESE	122644	1153114	97986	1020457
720241 FERRO-CHROMIUM CONT >4% CARBON	1124	12612	1721	15611
720249 OTH FERRO-CHROMIUM	1069	7876	1352	12824
720270 FERRO-MOLYBDENUM	995	11311		7901
720280 FERRO-TUNGSTEN&FERRO-SIL-TUNGS		2450		3969
720293 FERRO-NIOBIUM	212	212		1635
720299 OTHER FERRO-ALLOYS		3899		481
720310 FERROUS PROD BY DIR RUD IRONORE	38293	107741		282549
720390 OTH FERROUS PRODUCTS		42319		178509
720410 WASTE/SCRAP OF CAST IRON	5019	35881	1662	54053

Contd.

10.11 Imports by Economic Categories (Detail)

ITEMS	(In Thousand Rupees)			
	Mar-14	FROM JUL-2013	Mar-13	FROM JUL-2012
720421 WASTE/SCRAP OF STAINLESS STEEL	90083	531787	43054	402446
720429 WASTE/SCRAP OF OTH ALLOY STEEL		3195		9107
720430 WASTE/SCRAP TINNED IRON/STL	340148	3096232	328803	2941780
720441 TURNING,SHAVING,MILLING WASTE	1116194	15050176	1110177	17878609
720449 OTHER FERROUS WASTE AND SCRAP	4001426	35583652	2772734	26543138
720450 REMELTING SCRAP INGOTS				49494
720510 GRANULES OF PIG IRON	2451	33141	6842	54915
720521 POWDERS OF ALLOY STEEL				93
720529 OTH POWDER PIG IRON&SP IRON/ST	12444	39526	1641	43131
720610 INGOTS OF IRON ON STEEL.		34		1018
720690 OTHPRIM FORM (EXCL H-72.03)		428		154
720711 CONT 0.25% CARBON,IRON/N-ALY/S	263288	263288	1082	139973
721790 OTH WIRE OF IRON/NON-ALLOY-STEEL	29421	251223	32792	270450
721891 OTH INGOTS-RECTANGULR ST/STEEL				4084
722300 WIRE OF STAINLESS STEEL	9817	112789	7277	83834
722410 INGOTS OTH PRI-FORM OTH A/STEL		374		
732599 OTH CAST ARTI OF I/S NES	4828	63730	10118	62135
732611 GRIND BALL&SIMI ARTI FOR MILLS	7	21255	3153	15914
732690 OTH ARTICLES OF IRON & STEEL	262484	2794427	213139	1864435
740200 UN-REFINED CODDER, COPP ANODES		7513		7235
740311 REFINED COPPER,CATHODES&SECTIN	780876	5531300	243638	5247696
740312 REFINED COPPER WIRE-BARS			34	34
740319 OTHER, REFINED COPPER	2663	29795		15541
740321 COPPER-ZINC BASE ALLOYS(BRASS)		9710	16	16
740322 COPPER-TIN BASE ALLOY (BRONZE)	3839	10945		22219
740329 OTH COPPER ALLOYS(O/T H-74.05)	382	3935		9829
740400 COPPER WASTE AND SCRAP	43339	331017	36535	315512
741999 OTHER, ARTICLES OF COPPER	12493	50705	1509	52824
750110 NICKEL MATTES				3
750210 NICKEL, NOT ALLOYED	41782	632946	95190	631585
750220 NICKEL ALLOYS	30	325		278
750890 OTHER, ARTICLES OF NICKLES	70402	523156	49047	408898
760110 ALUMINIUM, NOT ALLOYED	391586	2409697	502697	2255525
760120 ALUMINIUM ALLOYS	180675	1308078	148123	1272809
761699 OTHER,ARTICLES OF ALUMINUM	75718	437626	44919	419303
780110 REFINED UN-WROUGHT LEAD	963153	6682503	1034482	4817506
780191 OTH UNWROUGHT LEAD CON ANTIMON		230445		2905
780199 OTH UNREFIND LEAD&LEAD ALLOYED	2677	86360	11317	105445
780600 OTHER ARTICLES OF LEAD.	1714	22298	3325	20094
790111 ZINC NOT ALLOYED WT=>99.99%	120782	799517	74583	508759
790112 ZINC NOT ALLOYED WT < 99.99%	141005	1377836	85713	156015
790120 ZINC ALLOYS	20916	200818	21485	146772
790700 OTHER ARTICLES OF ZINC.	30960	88846	12323	6349566
800110 TIN, NOT ALLOYED	17886	195894	17659	183083
800120 TIN ALLOYS		1912		24154
800700 OTHER ARTICLES OF TIN	20	155		929
810110 TUNGSTEN POWDERS	4363	7917		36
810196 OTHER WIRE OF TUNGSTEN	1817	2459		1921
810199 OTHER ARTICLES OF TUNGSTEN		697		821
810210 MOLYBDENUM POWDERS			421	421
810296 OTHER MOLYBDENUM WIRE	515	2521	198	2434
810299 OTH MOLYBDENUM AND ARTICLES		253		
810411 UNWROUGHT MAGNESIUM BY WT99.8%	1179	14278		8715
810419 OTH ARTICL UNWROUHT MAGNESIUM		186	850723	851478

Contd.

10.11 Imports by Economic Categories (Detail)

(In Thousand Rupees)				
I T E M S	Mar-14	FROM JUL-2013	Mar-13	FROM JUL-2012
810490 OTHER ARTICLE OF MAGNESIUM		150		9588
810520 COBALT MATTES& OTH PRODUCTS		1569		633
810590 OTH INTERMEDIATE PRO OF COBALT	14006	64784	9075	51695
810600 BISMUTH&ATICL INCL WASTE,SCRAP		693		
810790 OTH CADMIUM,WROUGHT & ARTICLES			398	404
810820 UNWROUGHT TITANIUM POWDER	66	69		
810890 OTH TITANIUM WROUGHT&ARTICLES	4522	432309	2397	27236
810990 OTH ZIRCONIUM AND ARTICLES		1493		423
811010 UNWROUGHT ANTIMONY POWDER	29317	526886	78987	526431
811090 OTH ANTIMONY ART INCL W/SCRAP	6311	6311	1228	5988
811100 MANGANES&ARTCL INC WASTE&SCRAP	400	14603	428	8811
811221 CHROMIUM UNWROUGHT POWDER		1303		
811229 OTH UNWROUG CHROMIUM INCL WAST		4450	94	2078
811259 OTH THALIUM UNWROUGH INCL WAST		150		
811299 OTH BASE METAL UNWROUGH&ARTICL		42		
961900 SANITARY TOWEL&TAMPON&SIMILAR	790391	7374919	488316	4839793
3. CAPITAL GOODS TOTAL	92665633	795506050	79736215*	731547945
010611 MAMMALS		220		
010612 WHALES, DOLPHINES & PERPOISES		5952		35
010619 OTHER MAMMALS	2080	3800		2512
010620 RAPTILES (INCL.SNAKES&TURTLES)		12		
010631 BIRDS OF PREY	66	434		198
010632 PSITTACIFORMES(INCL.PARROTS)	9966	61805	4521	35596
010639 OTHER BIRDS	62	857		832
010641 INSECTS		3428		1612
010690 OTHER LIVES ANIMALS	647	14629	2993	21253
621790 PARTS OF GAR/CLOTH ACCESSORI	1162	9420	349	9062
680410 MILL STONE AND GRIND STON MIL	20858	197431	19016	161306
680421 OTH MILLSTONE OF AGGLOMER SYNT	5438	73764	8906	86921
680422 MILL STONE AND GRIND STONE/OTH	39884	599332	28695	398592
680423 OTH MILLSTONE OF NATURAL STONE	7211	30729	2159	23137
680430 HAND SHARPENING POLISH STONE	3630	10906	2452	27063
680510 BASE OF WOVEN TEXTILE FABRICS	36756	224414	21810	156376
680520 ON BASE OF PAPER OR PAPERBOARD	36758	186134	17575	116291
680530 ON BASE OF OTHER MATERIALS	16320	146639	17127	131999
680610 SLAG WOOL ROCKWOOL MINERAL WOL	3470	45904	1276	91762
680620 EXFOLIATED VERMICULITE EXPEND	824	6573	2795	5422
680800 PANELS,BOARDS,TILES BLOCKS ETC	1738	14113	551	12093
680911 BOARDS,SHEETS,PANELS,TILES ETC	8852	51289	17187	30254
680919 OTH BOARDS,SHEETS,PANELS OF PL	2348	8704	1439	34140
680990 OTH ARTICLE OF PLASTICS	625	1385		1194
681011 BUILD BLOCK,BRICK OF CEMENT				49200
681019 OTH ARTICLE TILE,FLAGSTONE ETC	1794	5643		4913
681189 OTH ARTICLES NOT CON ASBESTOES				926
681291 CLOTHING ACCE OF ASBESTOES FIB		986		194
681292 PAPER MILLBOARD FELT ASBET FIBR	56	154		780
681293 COMPRESSD ASBESTOS FIB JOINING	3616	50212	3163	39826
681299 O-ARTI OF FABRICA ASBESTOS FIB	932	22876	1116	16648
681320 FRICTION MATERIA CON ASBESTOES	15588	91311	6185	68879
681381 BRAKE LININGS&PADS VEH-H-8711	47442	199387	5044	100494
681389 O-BRAKE LINE&PADS NOT CON ASBE	2555	30113	5303	27212
681410 PLATES,SHEETS STRIPS OF AGLOM		4884		2923

Contd.

10.11 Imports by Economic Categories (Detail)

ITEMS	(In Thousand Rupees)			
	Mar-14	FROM JUL-2013	Mar-13	FROM JUL-2012
681490 OTH, ARTICLES OF MICA	5098	8129	153	1401
681510 NON ELETICAL OF GRAPHITE	7885	86106	3109	111635
681520 ARTICLE OF PEAT OTH ARTICLE		7	68	362
681591 CONTAIN MAGNESTIC DOLOMITE/CHR		309		
690290 OTH REFERECTORY BRIK/BLOK TILE	133	64930	915	9716
690310 CERAMIC CON>50% GRAPHITE,CARB	6060	60013	3284	39497
690320 COLD TUNDISH LINING SLIDE GATE	18658	176977	17141	110734
690890 OTH GLAZED CERAMICS WALLTILES	304607	3571716	193089	2281482
690911 LAB CERM WARE PORCELAIN/CHINA	66	2310	193	5746
690912 LAB CERM WARE HARD>9 MOH.SCALE		151		1317
690919 LAB CERAMIC WARE CHM/TECH USE	440	9080	2904	17134
690990 OTH CERAMIC WARES AND SIMILARS	487	1442	583	64884
691010 CERAMIC SINK,ETC.FIXT PORCELIN	27570	353055	23991	211991
691390 OTH STATUTTES, ORNAMENT	44	398	28	460
691410 OTH CERAMIC ARTICLES OF PORCEL		1000	118	515
710812 OTH UNWROUGH(GOLD)NON-MONTERY	9332	17610852	1522963	15350749
710820 MONETARY (GOLD)		23068226	9091694	32666250
711100 BASE-M-SILVER/GOLD,CLAD PLTNM		180		286
711810 COIN (O/T GOLD),NOT LEGAL TEND			29	77
720720 CONT 0.25% MORE OF CARBON I/ST	203512	716353	158884	799284
720810 COILS, I/N-A-STEL-HOT ROLLED	291600	967240	72691	451762
720825 OTH C-HR-I/N-A-STL TH>4.75 MM	407854	1386483	40	24994
720826 OTH C-HR-I/N-A-STLTH=3-4.75MM	26599	84054	2442	124732
720827 OTH C-HR-I/N-A-STL TH<3 MM	39811	960302	11794	222503
720836 OTH C-HR-I/N-A-STL TH>10 MM		337623		786710
720837 OTH C-HR-I/N-A-STL TH4.75-10MM	590534	1262154	110287	2445601
720838 OTH C-HR-I/N-A-STL TH 3-4.75MM	2566885	8167183	566805	6041742
720839 OTH C-HR-I/N-A-STL TH<3 MM	3853396	14251804	2226590	17968563
720840 NOT IN COIL I/S H-ROL W/PATERN	2157	39691	8536	177415
720851 OTH N/COIL I/S H-ROL TH>10 MM	116569	706294	14510	1326901
720852 OTH N/COIL I/S H-ROLTH>4.75-10	4929	392137	14821	209359
720853 OTH N/COIL I/S H-ROL TH>3-4.75	16829	144509	7998	48033
720854 OTH C-HR-I/N-A-STL TH<3 MM	8893	54825	9138	155592
720890 OTH FLT-ROL PROD IRON WD>600MM	1828384	3030328	36626	525823
720915 IN COIL I/S C-ROL TH 3MM/MORE	290702	1208113	64867	1097295
720916 IN COIL I/S C-ROL TH > 1 < 3MM	525216	2832704	446696	5075374
720917 IN COIL I/S C-ROL TH>0.5-1MM	238972	1443064	146657	1195038
720918 IN COIL I/S C-ROL TH > 0.5 MM	260885	1059366	233849	2048812
720925 NOT IN COIL I/S C-ROL TH 3MM/>		6681	2440	26796
720926 NOT IN COIL I/S C-ROL TH>1M<3M	38011	429003	95926	732493
720927 C-ROL I/S TH 0.5 MM TO 1MM	55355	1113434	144162	1177988
720928 NOT IN COIL I/S C-ROL TH<0.5MM	6711	30182	9249	51044
720990 OTH FLT ROL PROD I/S WD>600MM	83227	540935	87791	1412752
721011 I/STL PLAT/COAT TIN TH-0.5MM/>		8830	3109	8523
721012 I/STL PLAT/COAT TIN<0.5MM	294732	1382963	236881	1670988
721020 IR/STL PLAT/COAT WITH LEAD	48	116		1712
721030 ELECTROLYTICALLY PLAT/COAT ZIN	163559	2008618	147445	1547894
721041 COR F-R PROD I/S ZINC COAT600		53985	23630	131828
721049 OTH F-R PROD I/S COAT ZINC>600	1435503	11272030	1149392	10716867
721050 F-ROL I/ST COAT CHROMIUM OXIDE	128300	574067	100007	932998
721061 I/S PL/COT ALUMINIUM ZINC ALLY	35736	431623	45261	501835
721069 OTH F-ROL PROD I/S PL/COT ALUM		32		
721070 FR I/S PAINT/VARN, COATED PLAS	252074	1500070	219210	1584135
721090 OTH F-ROL PRD I/NA-ST CLD,COAT	3274	233058	35484	439155

Contd.

10.11 Imports by Economic Categories (Detail)

ITEMS	(In Thousand Rupees)			
	Mar-14	FROM JUL-2013	Mar-13	FROM JUL-2012
721114 OTH F-ROLL I/S WD<600MMTH>4.75	11495	120401		142512
721119 OTH F-ROLL I/S WD <600MM-CR	17045	96340	13037	115019
721123 F.ROL I/ST CR WT<0.25% CARBON	3744	17002	2880	71485
721129 OTH F-ROL PROD C/ROL WD<600MM	12205	66758	25778	137174
721190 OTH F-ROL PROD I/STL WD<600MM	9868	393645	54446	471943
721210 F-ROL PROD I/NA STL PLATE/COAT	3243	44246	3402	7934
721220 I/S ELECTROLYTICAL PL/CT W/ZINC	2808	165780	31034	123172
721230 I/STEEL OTH WISE PL/CT W/ZINC	3794	90028	324	71452
721240 I/STEEL PAIN/VABNI/COT W/PLAST	4469	20363	1832	13203
721250 I/STEEL OTHWISE PLATED/COATED		64834		26727
721260 CLAD,FLAT ROLLED PRODUCT I/STL		156		273
721310 BARS/RODS HOT/ROL I/S,CON RIBS	12802	98623		117683
721320 BARS/RODS HOT/ROL FREE-CUT STL	1785	1785		141
721391 OTH CIRCULAR C/SEC <14 MM DIA	355637	1483196	249593	1666252
721399 OTH BAR/ROD H-ROL IRR-WND-COIL	26889	265327	9297	189430
721410 BAR/RODS IRON NA STEEL FORGED		34067	8879	143666
721420 BAR/ROD I/S CON RIBS GROOVES	9380	432852	24702	182772
721430 OTH BAR/RODS OT/THAN HEAD72.13	6114	13447		1256
721491 OTH BAR/ROD I/S RETANGULAR C/S		633		963
721499 OTH BAR/ROD I/S O/THN H-72.13	200050	570464	672980	1372579
721510 BARS/RODS FREE CUT STEEL COLD	7594	38230	943	69114
721550 OTH BAR,ROD COLD-FORMED OF I/S	2830	24392	4899	24824
721590 OTH BAR/RODS,OTH NONALLOY STEL	10256	26470	29845	55418
721610 U,I,H SECTIONS H-ROL HIGH<80MM	454	12331		845
721621 L SEC H/ROL HT<80 MM 1/NA STEL	1429	3636	396	6117
721622 T SEC H/ROL HT<80 MM 1/NA STEL		2100	1888	3538
721631 U,I OR H SEC H-ROL HT 80M 1/ST	16428	94437	3161	139565
721632 I SECTION	8045	95750	296	235878
721633 H SECTION	41605	255191	9947	349923
721640 L&T SEC H-ROL HT 80MM OR MORE		9890	479	44597
721650 OTH ANGLE/SHAPE SEC HOT H/ROL			1425	26584
721661 ANGLE/SHAPE SEC COLD/ROLL		4585		149
721669 OTH ANGLE/SHAPE SEC I/S C-ROLL	369	28599	1281	10292
721691 OTH C/FORM I/ST FLAT ROL PROD		2752		27523
721699 OTH ANGLE/SHAPE SEC IRON/STEEL	7055	48606	397	14720
721710 WIRE OF I/S NOT PLATED/COATED	14400	124314	12457	130295
721720 WIRE OF I/S PLATED/COAT W/ZINC	8239	92962	1554	73162
721730 WIRE I/S PLATED/COAT W/O B-MTL	73230	634847	69463	445971
721899 OTH SEMI-FINISHED PRO ST/STEEL		280		5006
721911 F/ROL PROD ST/STEEL HR TH>10MM		3190		17362
721912 COILS ST/STEL-HR TH>4.75-10MM		18923	836	2929
721913 COILS ST/STEL-HR TH>3MM-4.75MM		3734	613	8201
721914 COILS ST/STEL-HR TH>3MM	9553	56189	2368	24175
721921 COILS ST/STEL-HR TH>10MM	312	8222		11692
721922 COILS ST/STEL-HR TH>4.75-10MM		60024	12263	46084
721923 COILS ST/STEL-HR TH>3MM<4.75MM	151	39292	7557	137118
721924 COILS ST/STEL-HR TH>3MM	1980	66977	300	15426
721931 COILS ST/STEL-CR-TH >4.75 MM	957	21321	3611	62357
721932 COILS ST/STEL-CR-TH>3MM-4.75MM		47685	5688	61622
721933 COILS ST/STEL-CR-TH >1MM <3MM	60841	249962	4980	129780
721934 COILS ST/STEL-CR-TH>0.5MM<1MM	62428	442401	23446	331809
721935 COILS ST/STEL-CR-TH >0.5MM	103357	1238718	84598	666884
721990 OTH F/ROL PROD ST/ST WD>600 MM	438900	4285749	507220	4347080
722011 F-ROL ST/STEEL H-ROL TH>4.75MM		1664	2405	7445

Contd.

10.11 Imports by Economic Categories (Detail)

ITEMS	(In Thousand Rupees)			
	Mar-14	FROM JUL-2013	Mar-13	FROM JUL-2012
722012 F-ROL ST/STEEL H-ROL TH<4.75MM	840	22769	2066	7253
722020 COILS ST/STEEL H.ROLLTH <600MM	51019	458243	42643	471376
722090 OTH F/ROL PROD,ST/ST WD <600MM	12135	82726	17727	79379
722100 BAR/RODS H/ROL IN COIL ST/STEL		373		15704
722211 BAR/ROD ST/ST NFW H/ROL CC/SEC	45328	153564	17885	124833
722219 OTH BAR/ROD ST/ST NFW HOT/DRWN	1836	17474	228	12270
722220 BAR/ROD ST/ST NFW C/FOR,C/FIN	3542	51626	3922	65260
722230 OTH BAR/ROD OF STAINLESS STEEL	5766	96618	5575	116532
722240 ANGLE/SHAPES&SECTION ST/STEEL	1368	7533		10238
722490 OTH SEMI-FIN PROD OTH A/STEEL		474		5693
722511 GRAIN-ORIENTED SIL-ELEC-STEEL	44284	568645	112186	1309488
722519 OTH F/ROL PROD SIL-ELEC-STEEL	175442	2071110	258707	1902169
722530 OTH NFW HOT/ROLLED IN COILS	656367	3353073	6746	62279
722540 OTH NFW HOT/ROLLED NOT IN COIL	80227	521990	3061	42442
722550 OTH ALLOY STEEL NOT WORK(RDUC)	43491	245322	17456	57404
722592 FLATROLLED PROD O/W ZINC PLATE		616		
722599 OTH F/ROL PROD OTH ALLOY STEEL	271660	1691583	370633	1299800
722611 GRAIN-ORIENTED SILICON ELEC ST	1547	124726	13141	349728
722619 OTH FLAT ROLL\PROD SILICON E/S				13460
722691 OTH FLATROL PROD NETWORK HOT/R		501	1133	9366
722692 OTH F/ROLL PROD NETWORK COLD/R	23219	136826	6269	64823
722699 OTH F/ROL PROD OTH ALLOY STEEL	553	27643		24532
722790 OTH BAR/ROD H/ROLL W/COIL A/ST	394800	1696989	227597	1579142
722810 BAR/RODS OF HIGH SPEED STEEL	1944	14739		1403
722820 BAR/RODS OF SILICO-MAG STEEL	353	5281	1862	6120
722830 OTH BAR/ROD HOT ROLLED	3603	356983	11202	704137
722840 OTH BAR/ROD NOWORK FORGED		25720	935	30251
722850 OTH BAR/ROD NOWORK C/FOR,C/F	1884	3476		5463
722860 OTH BAR/ROD ALLOY STEEL NES	12825	72399	16723	53362
722870 ANGLES, SHAPES AND SECTIONS	31	11962		15463
722880 HOLLOW DRILL BARS AND RODS		12108		3476
722920 WIRE OTH ALLOY STEEL SILICOMANG	2988	30583	2347	36790
722990 OTH,WIRE OF OTHER ALLOY STEEL	22273	127032	3791	111524
730110 SHEET PILING IRON AND STEEL	2901	394794	187867	380316
730120 ANGLE SHAPES & SECTIONS OF I/S	491	3965	193	2985
730210 RAILS OF IRON AND STEEL		16292		1917472
730230 SWITCH BLADE, CROSS-FROG P/ROD				30405
730240 FISH-PLATES AND SOLE PLATES		1473		3311
730290 OTHER MATERIALS JOINTING RAILS	393	23756		11256
730300 TUBE/PIPE,HOLLOW PROFILE C/IRON	223	46613	2291	89698
730411 L.P FOR OIL&GAS S-STL SEAMLESS	773	68914	18978	56052
730419 OTH LINE PIPE I/S FOR OIL&GAS	38323	484226	320218	1874355
730422 DRILL PIPE S-STL DRILL OIL/GAS		28890		22898
730423 OTH DRILL PIPE I/S FOR OIL&GAS	206915	3028219	1213907	4163192
730424 OTHER PIPE OF STAINLESS STEEL	2087	28019	1272	144978
730429 OTH CASING,TUBING I/S-OIL/GAS	1136721	3495993	592833	3946733
730431 O- COLD-ROLLRD C.C.SEC I/N.A.S	14864	163362	10385	178955
730439 OTH CROSS SECTION OF N.A-STEEL	197979	1680169	191299	1068314
730441 COLD ROLD CR-SEC OF STAIN-STL	648	85602	1330	125550
730449 OTH CROSS SECTION OF STAIN-STL	21720	355445	216349	401705
730451 O-C.C.SEC COLD ROL(ALLOY-STL)	1463	19202		1062
730459 O-CIR CROSS SEC OF (ALLOY-STL)	532	67089	4397	72372
730490 O-TUBE PIPE/HOLLOW -PRO SEAMLE	10403	862744	53018	598377
730511 LINE PIPE USED OIL/GAS WELDED	11416	30193		1340107

Contd.

10.11 Imports by Economic Categories (Detail)

(In Thousand Rupees)				
I T E M S	Mar-14	FROM JUL-2013	Mar-13	FROM JUL-2012
730512 OTH LINE PIPE USED OIL GAS WLD	3792	43425		
730519 OTH LINE PIPE USED OIL/GAS P/L	1316	74545		139714
730520 CASING FOR DRILLING,OIL/GAS			1107	53744
730531 OTHER, LONGITUDINALLY WELDED		89534		
730539 OTHER, WELDED TUBES AND PIPES		49676		162548
730590 OTHER, TUBES AND PIPES		5497		38176
730611 L.P-WELDED OF STA-STL(OIL/GAS)	433	3795		8503
730619 OTH-LINE PIPE O/G PIPELINE I/S	1031	251470	4934	21302
730621 CAS/TUB WELDED LINE PIPE STA-S		546		314
730629 O-CASING/TUB LINE PIPE O/G I/S		33203	1864	12624
730630 COPPER COAT MILD STL TUB-8.5MM	43995	354298	27558	376255
730640 O-WELDED C.C.SEC OF STAIN-STL	61560	810003	50754	844907
730650 O-WELDED C.C.SEC NON ALLOY-STL	15766	280826	12072	197701
730661 O-TUBE,PIPE WELD SQUARE C-SEC	19114	93410	3428	17214
730669 TUBE/PIPE WELD OF OTH C.C-SEC		791		
730690 OTH TUBE PIPE HW-PROFILR I/STL	2589	204225	5658	146541
730711 CAST FIT N-MALLEABLE CAST-IRON	4343	43614	8390	27013
730719 OTHER, CAST FITTINGS	56174	380726	24970	306562
730721 FLANGES, OF STAINLESS STEEL	17028	62438	6874	65061
730722 THREADED ELBO,BEND,SLV S/STEEL	1583	199368	1280	52363
730723 BUTT WELDING FITTING STAINSTEL	1667	31565	2068	42821
730729 OTH TUBE,PIP FITTING STAINSTEL	41792	481939	44086	294639
730791 FLANGE AIR-P AGRI-TRACTOR<=80H	10265	266728	17739	198751
730792 THREAD ELBO,BEND/SLV IRN/STEEL	68906	173009	30725	78083
730793 BUTT WLEDING FITTING IRON/STEL	5682	135520	15135	153483
730799 OTH TUBE,PIP FIT IRN/STEL NEC	257420	2026147	321646	2002236
730810 BRIDGES AND BRIDGE-SECTIONS	72657	823763		318452
730820 TOWERS AND LATTICE MASTS	28980	476550	435172	1085423
730830 DOR,WIN/FRAMES,TH-HOLD,FORDORS	1915	175857	22525	60832
730840 EQUIP SC-FOLD SHUT PROP PITPRO	43772	101827	2953	104406
731100 CONT COMPRESSED/LIQUID GAS IR/S	92005	651548	89609	375884
731210 STANDARD WIRE ROPES AND CABLES	39652	444547	26613	548312
731290 OTH WIRE,ROPE,CABLE,SLINGS I/S	16590	218638	4824	462662
731300 BRABED WIRE OF I/S TNIS HOOP	598	26374	3869	24264
731412 ENDLESS BAND MACH STEL W-CLOTH	2849	7479		7769
731414 OTH WOVEN CLOTH OF STAIN STEEL	2038	43137	1556	27005
731419 STEEL CORD FABRIC LIN MNF TYRE	6086	33635	14727	27876
731420 GRIL NET FENC W/LD D=3MM MS100	257	9392	233	27951
731431 OTH GRL NEW FENC/WLED COTD ZNC				677
731439 OTH GRL NET FENCING AT INTSEC	145	2530	23	7511
731441 OTH CLO GRL NET FENC PL/COT ZN	2099	97891	3860	65087
731442 OTH CLO GRL NET FENC PL/COT PL		18727		13733
731449 OTH CLO GRL NET /FENFING	23387	102864	3685	84580
731450 EXPANDED METAL OF IRON OR STEL	1120	1120	11	64973
731511 ARTICULATED LINK ROLLER CHAIN	22226	438145	14780	275092
731512 OTHER CHAIN, ARTICULATED LINK	30183	161022	13393	143672
731519 PARTS, ARTICULATED LINK CHAIN	203	16081	41	7124
731520 SKID CHAIN		25		1406
731581 STUD LINK	1688	7040	1060	5595
731582 OTHER, WELDED LINK	3621	13391	35	8047
731589 OTHER CHAIN,	3443	35656	3113	35313
731590 OTHER PARTS OF CHAIN	268	9609	99	13314
731600 ANCHORS,GARPNELS PARTS IRON/ST	5536	55186	1931	17698
731700 NAILS,TAKES,DRAWING PINS IR/ST	14129	168181	10806	136301

Contd.

10.11 Imports by Economic Categories (Detail)

ITEMS	(In Thousand Rupees)			
	Mar-14	FROM JUL-2013	Mar-13	FROM JUL-2012
731811 COACH SCREW I/S THREADED		2138	18	5211
731812 OTH WOOD SCREW I/S THREADED	1005	13053	17	4277
731813 SCREW HOOKS,SCREW RING RVT I/S	152	1688	116	2302
731814 SELF-TAPPING SCEWS, THREADED	6357	111689	10172	81002
731815 OTH SCREW,BOTLS W/N NUT/WASHER	101771	1034452	104957	853009
731816 NUTS, THREADED OF IRON/STEEL	37306	250622	21865	205793
731819 OTH BOLT,NUT,WASHER,RVT I/S TH	19313	147410	17498	148021
731821 SPRING WASHER LOCK WASHER N-TH	4488	55144	2940	36848
731822 OTHER WASHERS. NON-THREADED	19188	83169	16986	73241
731823 RIVETS, NON-THREADED	56449	444682	58475	450888
731824 COTTERS/PINS NON THREADED I/S	925	6158	1381	4251
731990 OTH KNITTING NEDLS,CRO HOOKS	4559	59883	5436	48058
732010 LEAF-SPRINGS&LEAVES THEREFOR	8814	81923	3994	40898
732020 HELICAL SPRINGS	544	15104	646	8104
732190 PARTS OF I/S,COOK APPLI&PLAT-W	4826	51072	68	20844
732211 RADIATORS/PARTS CAST IRON E-EL	264	4400		155
732219 OTH RADIATOR AND PARTS THEREOF	1400	21002	1308	38910
732490 OTHER, INCLUDING PARTS	2417	40435	2126	35306
732510 OTH CAST ARTI I/S N-MEL C-IRON	7243	35947		105
732591 GRINDING BALLS SIMI ARTI MILLS	65146	171897	5	11034
732619 OTH ATI FORGED/STAMPED N-WORK	36360	446318	35873	421819
732620 ARTICLES OF IRON OR STEEL WIRE	3204	27955	1164	28570
740500 MASTER ALLOYS OF COPPER.	100	315		3197
740610 COPER-POW OF NON-LAMELLAR STRU	2664	17868	748	10263
740620 COPER-LAMELLAR STRUCTURE FLAKE	3385	73012	1355	49387
740710 BAR,RODS OF REFINED COPPER	184646	1955908	115564	642790
740721 COPPER BAR,ROD PROFIL ZINC BAS	48487	412499	43831	396365
740729 OTH BAR,ROD,PROFIL COPP ALLOYS	3693	55308	8903	66188
740811 WIRE REF COPP MAX CR-SEC DI>6M		42371		47384
740819 OTHER, WIRE OF REFINED COPPER	13989	111273	12648	119621
740821 WIRE OF COPPER ALLOY ZINC BASE	1696	30398	4556	37558
740822 WIRE OF COPPER ALLOY NICK BASE	993	5821		3788
740829 OTH WIRE OF COPPER ALLOYS ETC	1140	3020	1088	3282
740911 PLAT,SHEET,STRIP REF COPP COIL	34403	182494	9754	91206
740919 OTH PLAT SHEET&STRIP REF COPP	270	6512	165	8776
740921 PL,SH&STRIP COPP ZINC BAS COIL	10919	116040	10226	105596
740929 OTH PL/SH/STRI COPP ZINC BAS	141	24539	320	5565
740931 PL/SH/STRIP COPP TIN BAS COILS		3997		
740939 OTH PL/SH/STRIP COPP TIN BAS-C	1076	1420		1129
740940 PL/SH/STRIP COPP NICKLE BASE		1502		2219
740990 PL/SH/STRIP OTH COPP ALLOYS NS		117		538
741011 FOIL REFINED COPP NOT BACKED	51544	431771	45553	545885
741012 FOIL OF COPP ALLOYS,NOT BACKED	45329	378101	61650	531301
741021 FOIL OF REFINED COPPER,BACKED	7730	51687	1102	61603
741022 FOIL OF COPPER ALLOYS,BACKED	1058	5497	1889	3746
741110 TUBE & PIPE OF REFINED COPPER	185405	1158151	193727	989079
741121 TUB&PIPE COPP ZINC BAS ALLOYS	342	14724		20462
741122 TUB&PIPE COPP NICKLE BAS ALLY	389	389	615	2191
741129 OTH TUBE&PIPE OF OTH COPP ALLY	539	14697	59	14997
741210 COPP TUBE/PIPE FIT REF COPPER		619	1414	3655
741220 COPP TUBE/PIPE FIT COPP ALLOYS	320	48847	437	29954
741300 STANDARD WIRE,CABL PL-BAND-NEI	22875	104860	5726	83137
741510 NAIL,TACK,DRW-PIN,STAPL,S-ARTI	90	4932	15	3476
741521 WASHERS/INCL SPRING WASH N-THR	162	1438		155

Contd.

10.11 Imports by Economic Categories (Detail)

ITEMS	(In Thousand Rupees)			
	Mar-14	FROM JUL-2013	Mar-13	FROM JUL-2012
741529 OTH NOT THREADED ARTI COPPER	93	9741	1006	6995
741533 OTH THRD SCREW,BOLT,NUT COPPER	5	2487	46	5884
750400 NICKEL POWDERS AND FLAKES.	4336	17936	2512	16283
750511 BAR,ROD,PROFILE NICKLE N-ALLOY		344		
750512 BAR,ROD,PROFILE NICKLE ALLOYED	1042	2302	57	1630
750521 WIRE OF NICKEL, NOT ALLOYED		4056		1156
750522 WIRE OF NICKEL, ALLOYED	614	17362	5265	32547
750610 PLAT,SHET,STRIP,FOIL NICK N-AL	7919	59979	6617	43685
750620 PLAT,SHET,STRIP FOIL NICK ALOY		17440		11287
750712 TUBE & PIPE OF NICKEL ALLOYED		40125		37818
760200 ALUMINIUM WASTE AND SCRAP.	443660	3235540	296003	3047867
760310 POWDER OF NON-LAMELLAR STRUCTU	2374	12384		9907
760320 POWDER OF LAMELLAR STRU FLAKES	5531	23331	852	25893
760410 BAR ROD PROFILE ALUM NOT ALLOY	1484	21225	4309	48693
760421 HOLLOW PROFILES OF ALUM ALLOYD		9907	2334	4323
760429 OTH BAR,ROD&PROFIL ALUM ALLOYD	10862	37465	3004	32299
760511 ALMU WIRE N-ALLOY MAX DIA>6MM	10385	123761	5482	79475
760519 OTH ALUMINIUM WIRE NOT ALLOYED	6851	47977	4009	49424
760521 ALUM WIR ALLOY MAX CRS DIA>7MM	72	25813		2800
760529 OTH ALUMINUM WIRE, ALLOYED	1606	38296	2931	32033
760611 RECTANGLE&SQUARE ALUM NOT ALLY	63915	467484	29968	315273
760612 RECTANGULAR/SQ ALUM MOTALLOYED	84842	671100	57143	649943
760691 OTH PL,SHET,STRL ALUM NOT ALOY	6422	25463	1940	54426
760692 OTH PL,SHET&STRIP ALUM ALLOYED	51189	198600	16512	135159
760711 ALUM FOIL ROLLED N-WORK/BACKED	234108	1878573	244566	1491711
760719 OTH ALUMINIUM FOIL NOT BACKED	112288	959363	108224	938552
760720 ALUMINUM FOIL, BACKED	112937	1140577	140965	1067729
760810 TUBE, PIPE OF ALUM NOT ALLOYED		3358		13861
760820 TUBE, PIPE OF ALUM ALLOYED	10747	80102	10064	92562
760900 ALUM TUBE,PIPE FIT(COUP/ELBOW)	2239	17420	1874	11565
761010 DOORS,WINDOW, FRAMS,THRESHOLDS	3754	23379	680	35291
761300 ALUM CONT FOR COMP/LIQUE GAS	21305	62241	134	23885
761410 STAND WIR,CABL PL,ALU S-CORE	11978	718321	2328	2384
780200 LEAD WASTE AND SCRAP.		13762		12641
780419 OTHER , LEAD PLATES	1020	4446	54	23303
790310 ZINC DUST(BLUE POWDER)		20341	19	2445
790390 OTHER ;ZINC POWDER AND FLAKES		1861		115
790400 ZINC BARS,RODS,PLROFILE&WIRE	4290	23166	10041	30571
800200 TIN WASTE AND SCRAP.		79		
811300 CERMETS&ARTICLE INCL WAS/SCRCP				627
820110 SPADES AND SHOVELS	1190	3425	20	1512
820130 MATTOCKS, PICKS, HOES & RAKES		403		32
820140 AXES,BILLS HOOKS&SIMI HEW TOOL		217		299
820150 SECATEURS&ONE-HAND PRUNERS SHR			414	462
820160 HEDGE SHEARS, TWO-HAND PURNING		169	99	949
820190 OTH HAND TOOL AGRICUL,HORTICUL	701	10550	3932	4544
820210 HAND SAWS	3969	27206	1639	20118
820220 BAND SAW BLADES	417	8042	949	7593
820231 CIRCULAR SAW BLADE WITH STEEL	952	25588	2501	20646
820239 OTH CIRCULAR SAW BLADE,O/MATER	3600	19463	2134	16007
820240 CHAIN SAW BLADES	900	8114	615	8391
820291 STRAIGHT SAW BLADES,WORK METAL		4411		2472
820299 OTHER SAW BLADES	3184	72688	5771	46986
820310 FILES, RASPS & SIMILAR TOOLS	13157	95476	21856	77325

Contd.

10.11 Imports by Economic Categories (Detail)

ITEMS	(In Thousand Rupees)			
	Mar-14	FROM JUL-2013	Mar-13	FROM JUL-2012
820320 PILERS,PINCERS,TWEESZERS S-TOL	8622	93916	1283	71791
820330 METAL CUTTING SHEARS&SIM TOOLS	283	12506	747	24466
820340 PIPE CUTTERS BOLD CROPPERS,ETC	1281	20181	450	11653
820411 NON-ADJUS H-OPER SPANER,WRENCH	17292	176047	8763	119150
820412 ADJUSTABLE H-OPER SPANER,WRENC	18837	140026	6041	85258
820420 INTERCHANGEABLE SPANNER SOCKETS	3191	24200	697	41162
820510 DRILLING,THREADING TAPPING TOL	220	13435	2437	7412
820520 HAMMERS AND SLEDGE HAMMERS	4907	25380	573	16652
820530 PLANES,CHISELS,GOUGE WOOD WORK	156	2949	228	2547
820540 SCREW DRIVERS	3408	51911	2943	43102
820551 OTHER HAND TOOLS H-HOLD N.E.S.		5953	109	3985
820559 OTH HAND TOOL(GLAZZIER DIMOND)	6973	223879	10029	184113
820560 BLOW LAMPS		173		18
820570 VICES, CLAMPS AND THE LIKE	3541	14009	470	13756
820590 SETS OF ARTI.TWO/MORE,SUB-HEAD	6560	58058	2268	17007
820600 TOOL TWO/MORE OF H.82.02TO.05	730	29720	72	40381
820713 ROCK DRILLING,EARTH BORING TOL	1888	17887	267	15667
820719 OTH INC PARTS ROCK DRIL,E-BORI	214071	1737736	296868	1704172
820720 DIES FOR DRAWING/EXTRUD METAL	5144	101712	26294	115121
820730 TOOL FOR PRESS, STAMPING/PUNCH	13166	151810	2600	48989
820740 TOOLS FOR TAPPING OR THREADING	2783	56468	2199	26546
820750 TOOL FOR DRILLING O/T ROCK DRL	15387	271678	36333	271643
820760 TOOLS FOR BORING OR BROACHING	991	29466	1217	28266
820770 TOOLS FOR MILLING	10460	41394	912	19774
820780 TOOLS FOR TURNING	5264	28747	1417	37522
820790 OTH INTERCHANGEABLE TOOLS	49548	526010	21981	277789
820810 KNIVS&CUTING BLADE METAL WORK	1264	30154	2353	24751
820820 KNIVS CUTING BLADE WOOD WORK.	3060	23635	1340	12530
820830 KNIVS&CUTING BLADE KITCHEN APP	508	5950	1206	10939
820840 KNIVS&CUTING BLADE AGRI HORT	3643	18522	2500	14924
820890 OTH KNIVES CUTING BLADES F/MAC	61403	575365	46447	394867
830260 AUTOMATIC DOOR CLOSERS	749	44480	3163	26719
831190 OTH WIRE&RODS AGGLOMTR B/METAL	7083	98050	5332	57952
840130 FUEL ELEMENT NON-IRRADIATED				435
840140 PARTS OF NUCLEAR REACTORS		1430825		1039899
840211 WATERTUBE BOIL S/PROD>45T/H	24955	749331	64688	4507367
840212 WATERTUBE BOILER S/PROD-45T/H	283939	494446	276	78279
840219 OTH VAPOUR GENERATING BOILERS,		1568617		1322880
840220 SUPER-HEATED WATER BOILERS		9397		
840290 PARTS OFSTEAM/OTH VAPOUR G/BOL	2395	1448726	10136	2053192
840310 BOILERS	685	17574	56	7947
840390 PARTS CENTRAL HEATING BOILERS		164720	255	37809
840410 AUXILIARY PLANT FOR BOILER	36636	121996	10244	823019
840420 CONDENSERS STEAM/VAP POW UNIT		124341		78256
840490 PARTS MASHINE H-8404.1000	16663	285705	60044	846810
840510 PRODUCER WATER GAS GENERATORS	103245	1105779	9334	242500
840590 PART PROD GAS WATER GENERATOR	190	29194	2830	10643
840681 OTH TURBINE OUTPUT EXCEED 40MW	81058	359084	345870	8861337
840682 O-TURBINE OUTPUT NOT EXC 40MW	256500	589605		1433690
840690 PARTS OF STEAM TURBINES	9734	3637059	663152	5068468
840710 AIRCRAFT ENGINES	206957	1265818	258806	2447541
840721 MARINE PROPULSION ENGINES	61243	367280	15972	322375
840729 OT MARINE SPARK-IGN-ROTRY ENG.	293	2371720	77	8162
840731 PISTION ENGINE CAPACITY-50CC		566		1443

Contd.

10.11 Imports by Economic Categories (Detail)

ITEMS	(In Thousand Rupees)			
	Mar-14	FROM JUL-2013	Mar-13	FROM JUL-2012
840732 PISTON ENG CAPACITY 50-250CC	18706	327805	38771	203478
840733 PISTON ENG CAPACITY 250-1000CC	2664	51734	3796	29128
840734 PISTON ENG CAPACITY EX1000CC	7840	74997	6199	91601
840790 OTH ENGINES	57055	366235	30950	299712
840810 MARINE PROPULSION ENG-DIESEL		10466	1101	587005
840820 ENGINE FOR VEH CHAPTER-87	31182	402315	40262	262581
840890 OTH ENGINES	58620	666239	47058	562265
840910 PARTS FOR AIRCRAFT ENGINES	37	1555	52	1011
840991 PARTS, SPARK-IGNITON PIST ENGIN	355482	4589761	678235	5916000
840999 OTH PART, COMPRES-IGN PIST ENG	468389	5243616	392498	4221865
841011 HYD, TURBINE, WATER WHEE-1000KW		340600	76400	76400
841012 HYD, TURBN W/WHEEL-1000-10000KW		416445	950	950
841013 HYD TURBINE, W/WHEEL>10,000KW	24603	1055979		366002
841090 PARTS, INCLUDING REGULATORS	234326	491632	1093	807581
841111 TURBO-JET THRUT NOT EXCED25KN		284758		
841122 TURBO-PROPLER EXCEED 1100KW		5831		
841181 OTH GAS TRBIN NOT EXCD 5,000KW		33074		923449
841182 OTH GAS TURBIN EXCE-5,000KW		1216896		750824
841191 PARTS TURBO-JET /PROPELLERS		3901		178
841199 OTH, PARTS OF GAS TURBINES	722475	10685880	435786	3341581
841210 REACTION ENG OTH THAN TURB-JET				281
841221 LINEAR ACTING, HYD ENGINE&MOTOR	2325	17974	5281	23271
841229 OTH, HYDRAULIC POWER ENG&MOTOR	39934	150699	5718	70384
841231 LINERA ACT, PNEUMATIC ENG&MOTOR	1220	19781	3465	32385
841239 OTH, PNEUMATIC ENG & MOTOR	4144	49800	2263	32577
841280 OTH, ENGINES AND MOTOR	277195	4416046	55345	59705
841290 PARTS OF ENGINES AND MOTOR	15806	139447	93074	2677183
841311 PUMPS FOR DISPENSING FUEL/LUB	33475	551379	19669	388129
841319 O-PUMP FITTED MEASURING DEVICE	37552	527273	15458	282964
841320 HAND PUMP O/THN H-841311, 19	323	4935	117	8523
841330 FUEL LUBRICATING/COOLING PUMPS	78163	1165391	76805	1068280
841340 CONCRETE PUMPS	1289	709738	1786	141113
841350 OTH POSITIVE DISPLACEMENT PUMP	3095	139886	2813	221963
841360 OTH ROTARY DISPLACEMENT PUMP	6379	75871	57428	140845
841370 OTH CENTRIFUGAL PUMS	123659	1455982	338265	2175197
841381 OTH PUMS LIQUID ELEVATORS	76033	812049	31267	701579
841382 LIQUID ELEVATORS	2837	164275	180	386563
841391 PART OF PUMPS	159574	1267677	148640	1315477
841392 PARTS OF LIQUID ELEVATORS PUMP		12238	61	670
841410 VACUUM PUMS	16012	129857	8819	121907
841420 HAND/FOOT OPERATED AIR PUMS	859	24398	749	15607
841430 COMPRESSOR REFRIGERATOR EQUIP	1312777	8079460	1299535	7203377
841440 AIR COMPRESSORS MOUNTED W/CHAS	8981	126021	30974	410960
841451 FANS TABLE, FLOOR, WALL, WINDOW	162723	549122	98283	386049
841459 OTH FANS	97264	369481	12572	348115
841460 HOODS MAX-HORIZONTAL SIDE120CM	6442	112803	3856	78562
841480 OTH GAS COMPRESOR&RECYCL RODS	123549	3138079	166222	2690037
841490 PARTS AIR/VACUM PUMPS ETC.	116156	1247553	129215	1742411
841510 WINDOW/WALL TYPE AC/SPLIT SYS	208542	1482137	97687	749005
841520 A.C.MACHINES FOR MOTOR VEHICLE	533	2100	24	342
841581 A.C.MACH COMP MOTOR DRI FAN	61980	165810	2534	126501
841582 O- AC INCOR REFRIGIRATING UNT	23803	265344	8794	131140
841583 OTH A.C. MACH NOT REFRIG UNIT	42199	336024	48645	725602
841590 PARTS OF AIR CONDITION MACHINE	880563	3435793	567148	2189777

Contd.

10.11 Imports by Economic Categories (Detail)

ITEMS	(In Thousand Rupees)			
	Mar-14	FROM JUL-2013	Mar-13	FROM JUL-2012
841610 FURNACE BURNERS LIQUID FUEL	42	13998	333	8124
841620 OTH FURNAC BURNER INCL COMBINT	2989	110348	4710	85358
841630 MECHANICAL STOKERS GRATES ETC		400802		18555
841690 PART OF BURNRS OTH ART OF 7412	12673	79376	5330	108111
841710 FURNAC & OVEN F/ROAST/MELTING	4773	199204	222064	434588
841720 BAKERY OVENS INCL BISCUIT OVEN	5502	160537	1062	64310
841780 OTHER FURNANCE AND OVENS INDUS	2245	289196	7593	592766
841790 PART OF INDUSTRIAL LAB FURNACE	9548	168521	1171	82637
841810 COMBINED REFRIG-FREEZE W-DOORS	1232	52132	13919	157083
841821 REFRIGERATORS HOUSEHOLD TYPE	21235	277728	6876	334311
841829 OTH REFRIGERATOR HOUSHOLD TYP	5109	140803	6041	132951
841830 FREEZERS OF CHEST TYPE	2583	13888	1212	20448
841840 FREEZERS OF THE UPRIGHT TYPE	1921	308368	2281	23190
841850 O-FURNI-STORAGE,DISPLY FRZ EQU	2931	265566	1590	43617
841861 OTH REFRIG FREZ EQPT HEAT PUMP	85	33879	1504	47740
841869 OTH REFRIG FREZ EQUIP HEAT PUMP	279379	2097544	272356	1640251
841891 FURNITURE REFRIG FREEZING EQPT		2292	55376	60293
841899 OTH PARTS REFREGERATING EQUIPT	317404	2295298	336890	2298008
841911 INSTANT GAS WATER HEATERS	157	58438	29	87866
841919 OTH INSTANT STRONGWATER HETER	979	100623	1094	45412
841920 MEDICAL SURGICAL LAB STERILISE	7234	334470	16135	174818
841931 DRYERS AGRICULTUL PRODUCTS		462		25451
841932 DRYERS WOOD PAPER PULP P/BOARD		17835		53165
841939 OTHER DRYERS	127995	1417127	38629	221994
841940 DISTILLING RECTIFYING PLANT	24022	404680	1221	264323
841950 HEAT EXCHANGE UNITS	6452	559615	125760	775344
841960 MACHINERY LIQUIFY AIR O/GASES	2328	115549	313433	705766
841981 OTH MACH PLANT EQPT HOT/COL FD	4556	173878	3145	66596
841989 OTH MACHINERY PLANT AND EQPT	603549	7356390	57074	3118803
841990 PARTS MACH PLANT LAB EQUIP ETC.	56419	1280943	30204	476794
842010 CALENDERING OTH ROLL MACHINES	86	46438	22298	66506
842091 CYLINDER(FOR CALENDERING MACH)	402	12201	189	6500
842099 OTH PART OF CALENDER MACHINE	1259	15248	30140	43115
842111 CREAM SEPARATORS	6311	7862		
842112 CLOTHES-DRYERS	501	2480	30	2878
842119 OTH CENTRIFUGES INCLUDING DRYR	21096	889971	51762	583734
842121 FILTERING PURIFY MACH&APARATUS	242451	3155038	194968	3145795
842122 FILTERING MACH FOR BEVERAGES	2847	20501	497	103239
842123 OIL&PETROL-FILTER INT.COMBSN	29640	214006	15220	257020
842129 OTH FILTER MACHS APPARATUS NES	134775	594717	35649	386516
842131 INTAKE AIR FILTER COMBTION ENG	22190	434505	25670	1273352
842139 OTH FILTERING PURIFY MACH/APPA	150651	1855931	151911	1240822
842191 PARTS CENTRIFUGES INCL DRYER	48640	492644	61312	511233
842199 PARTS OF FILTERING PURIFY MACH	34507	343301	44244	347715
842211 DISH WASHING MACHINE HOUSEHOLD	90	6486	373	5331
842219 OTHER DISH WASHING MACHINE	546	5255	762	18928
842220 MACH CLEANING/DRYING BOTTLE	3559	42362		15922
842230 MACH FILLING/CLOSING BOTTLES	294471	6097297	417869	2387469
842240 OTH PACKING WRAPPING MACHINE	189656	1490655	39497	1570376
842290 PARTS MACH FIL/CLEAN WRAP PACK	163377	1303595	145549	1061123
842310 PERSONAL WEIGHING MACHINES	1465	20563	111	25950
842320 SCALES FOR CONT WEIGHING GOODS	10	1248	1530	5926
842330 CONSTANT WEIGHT SCALES/HOPER	5031	44478		28436
842381 OTH WEIGHT MACHINERY-30KG	728	16618	348	9852

Contd.

10.11 Imports by Economic Categories (Detail)

ITEMS	(In Thousand Rupees)			
	Mar-14	FROM JUL-2013	Mar-13	FROM JUL-2012
842382 OTH WEIGHT MACH CAP-30-5000KG	7135	130425	4706	31504
842389 OTH WEIGHING MACHINERY	12849	177007	9068	387676
842390 WEIGHT MACH WTS ALL KINDS&PART	4652	128275	1791	52323
842410 FIRE EXTINGUISHERS W/N CHARGED	11539	120229	4950	141472
842420 SPRAY GUNS&SIMILAR APPLIANCES	49058	134644	6282	101251
842430 STEAM,SAND BLAST,JET PROJ MACH	1214	71813	21774	35026
842481 AGRICULTURAL OR HORTICULTURAL	14016	174354	17466	139865
842489 OTH APPL PROJ/DISPERS/SPRY LQD	67099	380592	13006	225766
842490 PART MECH APPLIANCE SPRAY ETC.	19317	401332	13039	291144
842511 PULLEY TACKLE HOISTS POWER	6785	57289	24497	80752
842519 O-PULLY/HOISTS/WINCH/CAPSTANS	7387	225043	20666	77199
842531 WINCH CAPSTAN POWER E/MOT	286	19844	524	34026
842539 WINCHES CAPSTAN	1218	52174	6355	22684
842541 JACKS,HOISTS-RAISING VEHICLES	15	2602	308	20516
842542 OTH JACKS AND HOISTS HYDRAULIC	18961	145653	15423	90317
842549 OTH MECHANICAL HANDING EQUIPMT	851	4671	20	799
842611 OVERHEAD-TRAVELING CRAN F-SUPO	4822	420151	2447	373195
842612 MOBILE LIFTING FRAME ON TYRES	12779	78527		115058
842619 OTH O/HEAD TRAVEL/TRNSPOT CRAN	85662	1661296		853971
842620 TOWER CRANES		150969		249098
842630 PORTAL OR PEDESTAL JIB CRANES				73
842641 O-MACHINERY SELF PROP ON TYRES		14944		68914
842649 OTH MACHINERY SELF PROPELLED		698643	32519	158800
842691 O-MACH DESIGED MOUNT ROAD VEH		7292		756
842699 OTH MACHINERY NOTSELF PROPELED		64222		469
842710 SELF PROPELL TRUCK WITH EL MOT	29825	229592	4757	177676
842720 OTHER SELF-PROPELLED TRUCKS	58918	610894	36985	503697
842790 OTH WORK TRUCK LIFT/HAND EQUIP	37012	158364	1048	39687
842810 LIFTS AND SKIP HOISTS	52323	661360	34656	486517
842820 PNEUMATIC ELEVATORS&CONVEYORS	42716	59101	1921	31187
842831 ELEVATOR/CONVEYOR,UN/GROND USE		416		
842832 OTH ELEVATOR/CONVEYOR BUKT TYP	2647	22811		13364
842833 OTH ELEVATOR/CONVEYOR BLT TYPE	1580	65549	441	1265522
842839 OTH CONT ACTELEVATOR,CONVEYOR	5427	352296	15192	332486
842840 ESCALATORS & MOVING WALKWAYS	3296	96378	40579	646504
842860 TELEFERICS CHAIR-LIFT,F/FURNIC	1857	4046	687	2810
842890 OTH MACHINERY LIFT/HANDLE ETC.	16358	269152	9115	251090
842911 TRACK LAYING BULDOZER/ANGLDOZR	50169	264761	918	336184
842919 BULDOZRS/ANGLEDRO/TRACK LAYING	494	86264	8689	57613
842920 GRADERS AND LEVELLERS	4140	70888	13395	40465
842940 TAMPING MACHINE & ROAD ROLLERS	83545	369774	1406	150294
842951 FRONT-END SHOVEL LOADERS	107871	1949387	70758	542775
842952 MACHINERY 360 REVOLVG S/STRUTE	87607	90070		78512
842959 OTH MECHANICAL SHOVALS EXCAVOR	320251	2036995	266544	1680067
843010 PILE-DRIVERS /EXTRACTORS		77336		9851
843020 SNOW-PLOUGHS AND BLOWERS		6138		
843031 SELF-PROP COAL ROCK CUTTER		103		
843039 OTH SELFPROP COAL/ ROCK CUTTER		60367		4546
843041 OTH BORS SINK MACH SELF-PROPEL	35107	102326		39108
843049 OTH BOR/SINK MACH NOT SELFPROP	101374	6130641	73503	2734434
843050 OTH MACHINERY SELFPROPELLED	77326	101313		65675
843061 TAMP COMPACT MACH NOT SELFPROP	930	69414	40	4207
843069 OTH MACHINERY NOTSELF-PROPELED	6623	23413	3199	39356
843110 PARTS MACHINERY HEADING 84.25	5436	37368	780	38686

Contd.

10.11 Imports by Economic Categories (Detail)

ITEMS	(In Thousand Rupees)			
	Mar-14	FROM JUL-2013	Mar-13	FROM JUL-2012
843120 PARTS MACHINERY HEADING 84.27	10965	81677	11804	58890
843131 PARTS OF LIFT SKIPHIST&ESCALT	16260	118949	6781	56338
843139 OTH PARTSLIFT/HANDLE/LOAD MACH	113657	1300860	186501	596606
843141 BUCKETS SHOVELS GRABS & GRIPS	136	16936	20	61968
843142 BULDOZER OR ANGLEDOZER BLADES		34080	41	8487
843143 PARTS BOR/SINK MACHINERY	385383	4223732	324187	2442577
843149 PART MACH HEAD 84.26.84.29-30	215496	2515893	282738	2205643
843210 PLOUGHS		71	3444	4150
843221 DISC HARROWS,SCARIFIERS,CULTI		20999		12043
843229 OTH HAROW SCARIFIER WEDER&HOS		9506		4772
843230 SEEDERS PLANERS & TRANSPLANTER		9395	150	9448
843240 MANURE SPREADER&FERTILISER DIS		317		
843280 OTH AGR HERTI, FORESTRY MACHRY	25210	113144	361	40426
843290 PARTS AGR HERTICULTURAL MACHIN	10703	170152	36782	144663
843311 LAWN MOVER PARKS/SPORTS GROUD	4	3670		3315
843319 OTH MOVER LAWN PARKS SPORTGOOD	350	4015	1481	13515
843320 OTH MOWERS INCLUDING CUTER BAR	2395	25323		21347
843330 OTH HAYMAKING MACHINERY	4306	24178	3335	15854
843340 STRAW BALER INCL PICK-UP BALER	8420	115419	1803	46210
843351 COMBINE HARVESTER-THRESHERS	158374	645579	84657	518127
843352 OTH THRESHING MACHINERY				2195
843353 ROOT/TUBER HARVESTING MACHINES		1238		52
843359 OTH HARVESTING MACHINES	29313	38169	5374	19463
843360 MACH CLEAN SORT EGG FRUT AGPRO	34757	37152		3201
843390 PARTS MACH CLEAN/SORT EGG ETC	7937	42617	5278	31759
843410 MILKING MACHINES	99642	229375		213242
843420 DAIRY MACHINERY		107108	2725	2499895
843490 PART MILKING/DAIRY MACHINERY	11449	63914	19356	71126
843510 MACHINERY (PRESSES,CRUSHES)		4273		234596
843590 PART OF JUICE EXTRACTING MACHI		23911	758	4601
843610 MACHRY PREP ANIMAL FEED STUFS		96142		46112
843621 POULTRY INCUBATORS & BROODERS	39736	223870	314	447477
843629 OTH POULTRY KEEPING MACHINERY	103203	831440	186332	918295
843680 OTH MACHINERY	463	21550		48987
843691 PARTS POULTRY KEEP MACH BRODER	2008	49300	808	27720
843699 OTH PART OF AGR/HORT MACHINER	11661	108928	7917	126366
843710 MACH CLEAN SORT GRAD GRAIN/VEG	45617	478024	42732	382838
843780 OTH MACHINERY	104831	451378	8269	143847
843790 PARTS MACHINE USE MILLINDUSTRY	14281	225215	15292	159283
843810 BAKERY MACH MFG MACARONI SPGTI	31990	372617	10042	710474
843820 MACH MANU CONFECTIONERY COCA		631718	2668	327623
843830 MACHINERY SUGAR MANUFACTURE	354	59360	3080	29525
843840 BREWERY MACHINERY				649
843850 MACH PREPARATION MEAT/POULTRY	19021	87921	7619	466718
843860 MACH PREP OF FRUITS/NUTS/VEG.	101	196183	853	14430
843880 OTHER MACHINERY	269	471672	6907	186509
843890 PARTS MACH/ND MFG FOOD DRINK	32403	170560	11284	188658
843910 MACHINERY M/PULP FIBROUS MATAL		1901		79312
843920 MACHINERY MAKE PAPER P/BOARD	3838	164458	31906	379261
843930 MACHINERY FINISH PAPER P/BOARD	14610	112831	19898	153354
843991 PARTS MACHIN PULP FIBROSMATERL	1623	11353	8633	101946
843999 OTH PARTS MACHIN PAPER P/BOAD	20793	195846	8553	151446
844010 BOOK-BIND&BOOK-SEWING MACHIN	5799	51558	869	18653
844090 PARTS BOOK BINDING MACHINERY		1171		355

Contd.

10.11 Imports by Economic Categories (Detail)

(In Thousand Rupees)

ITEMS	Mar-14	FROM JUL-2013	Mar-13	FROM JUL-2012
844110 CUTTING MACHINES	109279	452662	9820	150006
844120 MACH MAKE BAGS SACKS/ENVELOP	840	25339	5755	16307
844130 MACHI MAKE CARTONS BOX TUBEETC	674	20681	8177	67325
844140 MACH MOULDING ARTICLE P/P,PULP	35126	83694	3201	30692
844180 OTH MACH FOR MAKING P&P/BOARD	73356	99822	10721	95765
844190 PART MAC H-8441.1000,8441.4000	8311	72841	6229	139468
844230 PRINTING MACH, APATUS&EQUIPMEN	2364	57731	3176	65858
844240 PARTS OF THE FOREGOING MACH	4557	21048	1659	31333
844250 PLATE ,CYLINDER/PRINT COMPONE	9602	84750	4663	75003
844311 OFF SET PRINT MACHIN REELFED	25753	77150	12955	88028
844312 SHEET FED,OFFICE TYPE S-22&36	8617	51812	255	72384
844313 OTH OFFSET PRINTING MACHINERY	30913	657049	49876	174203
844314 LETTERPRESS PRI-MACH REEL FED	241	2785		900
844315 LT-PRESS P-MACH O/T R-FED,FLEX		2891		1386
844316 FLEXOGRAPHIC PRINTING MACHIN	1853	66320		292461
844317 GRAVURE PRINTING MACHINERY	21438	131140	1616	341856
844319 HOT STAMPING MACHINES	82981	1460476	100734	1009154
844331 MACH PERFORM TWO OR MORE FUNCT	4572	83729	19790	101508
844332 PRINTER CONNECT TO AUTOMA DPM	92877	707317	76149	601893
844339 O-MACH REPRODUC ORIGINAL IMAGE	48021	317720	75443	365493
844391 PART/ACCE PRINTING MACH H-8442	24002	194463	12171	233855
844399 PARTS /ACCE OTH PRINTING MACH	56606	469767	49347	456428
844400 MAC EXTRUD CUT M-MADE TEX-MATE	106717	277965		2697245
844511 CARDING MACHINES	765923	3320591	140193	1927030
844512 COMBING MACHINES	18879	188791		19262
844513 DRAWING /ROVING MACHINES	471171	3102239	169339	1196163
844519 OTH MACH TEXTURE FIBRE ETC	487120	2607127	89932	818809
844520 TEXTING SPINNING MACHINES	239772	4855785	205903	2032202
844530 TEXTILE DOUBLING OR TWIST MACH	190807	395750	5149	120357
844540 TEXTILE WINDING MACHINE	902796	5651137	280042	2116767
844590 OTH MACH, TEXTILE FIBRE	246210	2053750	95167	914780
844610 WEAVING MACH FAB WD-NOT>30CM		32879		4709
844621 POWER LOOM WEAV FAB EXCED 30CM		2604		4307
844629 OTH WEAVING MACHINES(LOOMS)	49487	517894	24270	308920
844630 WEAV MACH FAB >30CM SHUTLES	560493	6038858	181807	2399008
844711 CIRCULAR KNITTING MACHINE		167400	7881	709588
844712 CIRCULAR KNIT MACH DIA>165MM	14105	335152	8623	215189
844720 FLAT KNIT MACH STITCH-BONDING	22999	125688	17504	99421
844790 OTH MACH GIMPED YARN TULE LACE	400888	2694099	153884	2722463
844811 DOBBIES JACQUARD COPY ETC MACH	3027	59373	16930	125064
844819 OTH AUXILARY MACHIN HD84.44-47	100537	936982	27819	414915
844820 PARTS&ACCESSORIES MACH H-84.44	5141	269305	3141	109008
844831 CARD CLOTHING	145261	940198	88050	860857
844832 PART ACCESSORY MACH TEXT FIBRE	19104	56234	4545	33298
844833 SPINDLE SPIND FLYER S/IN RING	134557	1051782	78384	976480
844839 OTH PARTS&ACCESSORIES 84.45	430408	1573510	111534	1078005
844842 REEDS FOR LOOMS HEALDS&H/FRAM	23569	277359	16092	147763
844849 OTH PART ACCESSORIES WEAV MACH	76932	530401	59785	478009
844851 SINKERS NEEDLES & OTH ARTICLES	40397	343950	39452	303104
844859 PART ACCESSORY MACH HEAD 84.47	29231	391355	25882	308229
844900 MACH MFG FINISH NON WOVENS	72	90240	128193	180680
845011 WASHING MACH FUL-AUTO NOT>10KG	8250	191175	11174	126450
845012 O-MACH BUILT-CENTRIFUGAL DRIER	11749	154398		159254
845019 O-MACH DRY LINE CAPA -NOT>10KG	7334	34298	1101	184616

Contd.

10.11 Imports by Economic Categories (Detail)

ITEMS	(In Thousand Rupees)			
	Mar-14	FROM JUL-2013	Mar-13	FROM JUL-2012
845020 MACHINE DRY LINE CAP EXCE10KG		55540	664	23300
845090 PARTS FOR H/HOLD WASH MACHINE	6196	151010	6284	99390
845110 DRY-CLEANING MACHINES	4307	5791	19	3446
845121 DRY MACH OF DRYLINEN CAP<10KG		179		278
845129 OTH DRYING MACHINES	21700	165897	7571	164433
845130 IRONING MACHINES & PRESSES	2690	54229	9488	38050
845140 WASHING BLEACH DYE MACHINES	54837	1310168	14222	899549
845150 REELING UNREEL FOLDING ETC MAC	4701	136182	12268	50082
845180 OTH MACHINERY	262243	3984460	375565	2184164
845190 PARTS FOR DRY CLEAN/DYING MACH	26243	233549	11411	193629
845210 SEWING MACHINE HOUSEHOLD TYPE	6645	69329	19944	269475
845221 AUTOMATIC UNITS SEWING MACHINE	4669	41727	1931	50245
845229 OTH SWING MACHINES	212032	1331099	95003	819879
845230 SEWING MACHINE NEEDLES	8124	83431	4175	79517
845290 OTHER PARTS OF SEWING MACHINE	16223	159267	16745	125479
845310 MACH PREP,TANN HIDE,SKIN LEAT	56098	248365	29392	211419
845320 MACH MAKING/REPARING FOOTWEAR	15962	107801	11479	90445
845380 OTH MACH REPAR H-SKINS/LEATHER	9453	49185	555	33138
845390 PARTS OF MACH TANNING,FOOTWEAR	7450	71181	4219	36928
845410 CONVERTERS		2324		3285
845420 INGOT MOULDS & LADLES		17882	763	11417
845430 CASTING MACHINES	1717	355421	4316	172701
845490 PARTS OF CONVERTERS LADLES ETC	4356	92136	1151	27823
845510 TUBE MILLS		139561		
845521 HOT/COMBIN HOT&COLD ROLING MIL	5600	108492		8831
845522 COLD, ROLLING MILLS	31781	42176		1562
845530 ROLLS FOR ROLLING MILLS	12886	177732	7719	103031
845590 OTH PARTS METAL ROLLING MILLS	2271	74258	9818	37627
845610 MACH TOOL WORKING BY LSER ETC	834	26387	100	18722
845620 MACH OPERATED ULTRASONIC PROCE		608		753
845630 MA-TOOL OPER ELECTRO DISCHARGE	6206	21210	1628	15970
845690 O-MAC TOOL FOR REMOVAL OF MAT	880	38734		36075
845710 MACHING CENT FOR WORKING METAL	8648	164931	11216	109206
845720 UNIT CONSTRUCTION MACH(SINGLE)	100	454		
845730 MULTI-STATION TRANSFER MACH		129143	133	133
845811 HORIZONT LATH NUMERICL CONTROL	2182	94978	1092	100332
845819 OTHER, HORIZONTAL LATHES	9337	90099	6235	78445
845891 OTH LATHES NUMERICALLY CONTROL	6615	35611	360	27941
845899 OTH LATHES FOR REMOVING METALS	8749	93216	485	55527
845910 WAY TYPE UNIT HEAD MACHINES	139	1281	123	1996
845921 OTH DRILL MACH NUMERICAL CONT	91	91		8793
845929 OTHER DRILLING MACHINES	5794	123575	6027	132231
845931 OTH BOR/DRIL MACH NUMERI CONTR		4069		8727
845939 OTHER BOARING-MILLING MACHINES	176	3003	621	8683
845940 OTHER BORING MACHINES		46438	14220	78628
845951 MILLING MACH KNEE TYPE N.CONTR		9716	1696	4920
845959 MILL MACH W TRAVERSER =<300MM	1756	13149	250	14017
845961 OTH MILLING MACH NUMERICAL CONT	4705	8482	1786	2986
845969 OTHER MILLING MACHINES	2124	40384	3893	28253
845970 OTH THREAD/TAPPING MACH	167	13721		38657
846011 F.SURFACE GRIND MACH NUM CONTR		1860		
846019 OTH F.SURF GRIND MAC AXIS0.01M		13680		121965
846021 OTH GRIND MACH NUMERICAL CONTR		25415		
846029 OTH GRIND MACH AXIS 0.01MM	114	4234	7259	14397

Contd.

10.11 Imports by Economic Categories (Detail)

(In Thousand Rupees)				
I T E M S	Mar-14	FROM JUL-2013	Mar-13	FROM JUL-2012
846039 OTH SHARPENING MACH-TOOL		7103		3560
846040 HONING OR LAPPING MACHINES	118	8283		555
846090 OTHER MACHINE TOOLS	1404	17514	2711	48986
846120 SHAPPING OR SLOTTING MACHINES	1770	13530	1485	32185
846130 BROACHING MACHINES		475		1149
846140 GEAR CUTTING,GRIND/FINISH MACH	2649	37965	1820	53949
846150 SAWING OR CUTTING-OFF MACHINES	2724	104110	4555	71651
846190 OTH MACH TOOL FOR METAL WORK	1127	12773	280	16478
846210 FORGING/DIE-STAMP MACH&HAMMERS		37177	14	30559
846221 BEND,FOLD,ETC MACH NUM CONTROL		368	106	22639
846229 OTH BENDING,FOLDING MACH	2694	33381	845	60988
846231 SHEARING MACH NUMERICAL CONTRO		4933		17400
846239 OTH SHEARING MACH	982	71656	281	16938
846241 PUNCH/NOTCH MACH NUM CONTROL		2875		
846249 OTH PUNCHING/NOTCHING MACH	1644	36808	2116	53678
846291 HYDRAULIC PRESSES	125	106191		220016
846299 OTH PRESSES FOR WORK METAL	22345	94404	20590	56388
846310 DRAW-BENCH FOR BARS,TUBES WIRE		4701		12930
846320 THREAD ROLLING MACHINES	246	5344		9261
846330 MACHINES FOR WORKING WIRE	411	21752	5129	32019
846390 OTH MACH TOOL WORKING METALS	60	15246	3458	20369
846410 SAWING MACHINES		19519		16543
846420 GRINDING OR POLISHING MACHINES	644	31539	3834	68186
846490 OTH MACH TOOL WORK STONE/CER/C	7308	78490	7186	37823
846510 MACHINE FOR MECHANIC OPERATION		49328		
846591 SAWING MACHINES		8331	3479	97647
846592 PLANING,MILLING, MOULD MACH	328	4984		9537
846593 GRINDING SANDING POLISHING MAC	783	64742	404	49345
846594 BENDING OR ASSEMBLING MACHINES	1155	4185	1741	2437
846595 DRILLING OR MORTICING MACHINES		4437	82	256
846596 SPLITTING SLICING PARING MACH	8851	15507		10363
846599 OTH MACH TOOL FOR WOOD CORKETC	979	72120	1618	35818
846610 TOOL HOLDER SELF OPEN DIEHEAD	207	24940	2038	15628
846620 WORK HOLDERS	117	3019	1673	3464
846630 DIVIDING HEAD & ATTACH M-TOOL	592	1226	30	382
846691 OTH PART FOR MA-TOOL H.84.64	20	4277	1459	11791
846692 OTH PART FOR MA-TOOL H.84.65	1403	26119	317	16193
846693 PART/ACCES MACH TOOL PLAN ETC	12842	78637	2639	48613
846694 PART/ACCES MACH TOOL FOLD ETC	9954	1139620	3763	51471
846711 PNEUMATIC ROTARY TYPE TOOLS	11	5274	223	6695
846719 OTH PNEUMATIC TOOLS FOR WORK	3357	23676	3571	27232
846721 DRILL W ELEC MOTOR OF ALL KIND	10744	70450	2162	56840
846722 SAWS SELF CONTAINED ELE-MOTOR	726	5602	163	6104
846729 OTH TOOL WITH ELECTRIC MOTOR	23449	159585	7074	102547
846781 CHAIN SAWS	1864	14013	1189	7911
846789 OTH TOOL WORKING IN HAND	2716	19679	1379	33457
846791 PARTS OF CHAIN SAWS	629	5471	424	1731
846792 PARTS OF PNEUMATIC TOOLS	4239	16314	260	23539
846799 OTH PART TOOL WOR IN THE HAND	5197	96664	6366	31644
846810 HAND HELD BLOW PIPES				61
846820 OTH GAS-OPERATED MACH APPARATU		10617		4860
846880 OTH MACH FOR SOLDER,BRAZING	3365	31368	18578	57275
846890 PARTS FOR SOLDERING,BRAZIN MAC	5052	35384	1384	25571
846900 TYPEWRITER;WORD PROCESS MACH	349	1553		234

Contd.

10.11 Imports by Economic Categories (Detail)

ITEMS	(In Thousand Rupees)			
	Mar-14	FROM JUL-2013	Mar-13	FROM JUL-2012
847010 ELEC CALCULATOR,DATA REC MAC	2815	77190	6405	81565
847021 CALC. MACH W PRINT DEVICE	24	275	198	233
847029 OTH ELECTRO CALCULATING MACHIN		77	41	3017
847030 OTHER CALCULATING MACHINES		1351		578
847050 CASH REGISTERS	1246	26556	234	8574
847090 OTH POSTAGE,TICKET ISSUE MACH	11	12828	806	189908
847130 PORTABLE AUTOMATIC DP MACHINE	744609	6262172	271019	9552399
847141 OTH AUTOMATIC DATA PRO MACHINE	17878	325485	6318	380974
847149 OTH PRESENTED IN FORM SYSTEMS	11217	241020	6519	246899
847150 PROCESSI UNIT O/T,H-8471.41,49	177656	1744478	89101	1410176
847160 INPUT,OUTPUT UNIT IN S-HOUSING	97288	417924	190903	526945
847170 STORAGE UNITS	94467	703246	175200	748455
847180 OTH UNITS OF AUTO DAT PRO MACH	3112	118115	16970	238604
847190 OTH LAN,BRIDGES,HUBS EXCL SWIT	29914	598118	68106	421145
847210 DUPLICATING MACHINES	255	750		49
847230 SORTING/FOLDING/AFFIXING MACH	111	1812		112
847290 OTHER, OFFICE MACHINES	44821	1128080	112818	688419
847310 PARTS/ACCESS OF MACH H-84.69		963	4	4
847321 PART CALC MACH H-8470.10.21.29		510		913
847329 OTH PARTS OF MACH H-84.70	1827	20487		21882
847330 PARTS/ACCESS OF MACHINE 84.71	93919	990992	87407	985518
847340 PARTS/ACCESS MACHINE HEAD84.72	35842	147671	11687	95334
847350 PARTS/ACCESS MAC HD84.69-84.72	7	3689	193	7113
847410 SORTING/SCREENING/WASHING MACH	14113	67979	3819	63745
847420 CRUSHING OR GRINDING MACHINES	62475	243746	13857	702393
847431 CONCRETE OR MORTAR MIXERS	35758	355005	91420	348630
847432 MACH FOR MIXING MINERAL&BITUME	11477	394090		1573
847439 OTH MACH FOR MIXING MINERALS		66496		82384
847480 OTHER MACHINERY	15300	92510	16353	250113
847490 PART OF SORTING,SCREENING MACH	79660	1045682	171071	645957
847510 MACH FOR MAKING ELEC LAMP/TUBE	543	575		3095
847521 MACH FOR MAKING OPTICAL FIBRE				108
847529 OTH GLASS WORKING MACHINES	223703	398829	131256	628285
847590 PARTS OF MACHINES H-NO.84.75	8238	115985	6676	93824
847621 BEVERAGE/VENDING MA W REFRIG			5435	5621
847629 OTH,AUTOMA BEVERG-VENDING MACH	16	1450	427	4617
847681 OTH MACH HEATING/REFRIG,DEVICE		423		
847689 OTH MACH INCL MONEY CHANG MACH		2309		1428
847690 PARTS OF MACH HEADING 84.76		276	347	1297
847710 INJECTION-MOULDING MACHINES	507491	2177231	164665	1243393
847720 EXTRUDERS	27096	309534	37326	522080
847730 BLOW MOULDING MACHINES	2798	425674	104788	445202
847740 VACCUM MOLDING/THERMOFORM MACH	1391	59201	558	148018
847751 MACH MOULD PNEUMATIC TYRE,TUBE		46211	60786	173576
847759 OTH MACH FOR MOLDING/FORMING		82898	52531	68640
847780 OTH MACH FOR WORKING RUB/PLAST	19056	1396785	53944	2110231
847790 PARTS OF MACH,WORKING RUB/PLAS	117669	592321	25561	534558
847810 MACH FOR REPARING TOBACCO	80853	797451		121144
847890 PARTS OF MACHINES OF H-84.78	56448	349639	24715	332609
847910 MACH FOR PUBLIC WORKS,BUILDING	36746	696753	14867	202738
847920 MACH FOR EXTRACT/PREP FATS/OIL	44877	175485	202468	224376
847930 PRESS PARTICAL/FIBRE BOARD ETC	24501	352171	6494	207214
847940 ROPE OR CABLE MAKING MACHINES	6413	23806	282	7555
847950 INDUSTRIAL ROBOTS(N.E.S.)	745	11881	971	76459

Contd.

10.11 Imports by Economic Categories (Detail)

ITEMS	(In Thousand Rupees)			
	Mar-14	FROM JUL-2013	Mar-13	FROM JUL-2012
847960 EVAPORATIVE AIR COOLERS	14495	171486	13712	250536
847979 OTH PASSENGER BOARDING BRIDGES	317	23176		778
847981 MA FOR TREATING METAL/FLE WIRE	962	51142	228	275892
847982 MIX/KNEAD/CRUSH/GRIND ETC MACH	803439	6515245	74085	1110795
847989 OTH APPLI IDIVIL FUNCTIO MACH	371084	3110976	313050	3266605
847990 PART OF MA H- 8479.20.60.82.84	88348	1080993	136793	1322581
848010 MOULDING BOXES FOR MET FOUNDRY	860	15828	22	19792
848020 MOULD BASES	757	24979	3810	56986
848030 MOULDING PATTERNS	1323	6003	89	13435
848041 INJECTION OR COMPRESSION TYPES	133	37928	2170	10769
848049 OTH, MOULDS FOR METAL/CARBIDES	8301	189658	20653	122641
848050 MOLULDS FOR GLASS		31277	5604	45610
848060 MOULDS FOR MINERAL MATERIALS.	3564	112559	25542	62690
848071 INJECTION OR COMPRESSION TYPES	43085	603097	62073	237788
848079 OTH MOULDS FOR RUBBER/PLASTICS	97920	1101063	66144	768586
848110 PRESSURE-REDUCING VALVES	146072	3025652	222338	1500924
848120 VALVES,OLEOHYD/PNEUMATIC TRANS	77082	298473	12774	52517
848130 CHECK (NONRETURN) VALVES	61198	618471	36057	436600
848140 SAFETY OR RELIEF VALVES	23198	432673	44097	414746
848180 OTH APPLIANCE(TAP,COCKS,VAL)	494834	6249523	358328	3772883
848190 PARTS OF APPLICANCE H-NO.84.81	61404	885879	79363	622984
848210 BALL BEARINGS.	281857	2497754	208825	2495604
848220 TAPERD ROLLER BEARING INC CONE	58044	526428	56455	503815
848230 SPHERICAL ROLLER BEARINGS	25568	349551	17539	273322
848240 NEEDLE ROLLER BEARINGS	3716	46497	4239	78394
848250 OTH CYCLINRICAL ROLLER BEARING	29778	152507	12655	168920
848280 OTH COMBINED BALL/ROLLER BEAR	22322	303206	58981	470364
848291 BALLS, NEEDLES/ROLLERS PARTS	15294	128694	13584	99812
848299 OTH PARTS OF BALL/ROLLER BEAR	21668	191711	8628	154944
848310 TRANSMISSION/CRANKS/SHAFTS.CAM	239554	4135041	117906	1328153
848320 BEARING HOUSING-BALL/ROLR BEAR	6508	102623	5087	60076
848330 BEARING HOUSING NOT INCOR BEAR	138816	1257493	95929	1243076
848340 GEAR,CHAIN SPOK,GEAR BOXES ETC	122990	1114684	205054	1382935
848350 FLYWHEL/PULEY INCL PULEY BLOCK	5197	91163	11630	160093
848360 CLUTCHES AND SHAFT COUPLING	38885	441964	22433	365272
848390 PARTS OF HEADING 84.83	27433	434288	19879	171047
848410 GASKET&SIMILAR JOINT OF MATALS	63357	610418	83654	579635
848420 MECHANICAL SEALS	30837	327283	21379	278072
848490 OTH GASKET&SIMI JOINT DISSIMIL	61383	1951429	108878	709475
848610 MACH FOR MANUF BOULES / WAFERS		4474		910
848620 MAC FOR MANUF S-COND,I-CIRCUIT		4183		
848630 MACH FOR MANUF FLAT PANEL DISP		5119		
848640 MACH FOR MANU OF I-CIRCUIT,NES		46726	2872	24956
848690 PARTS&ACCE OF MACH MANU S-COND		415		8058
848710 SHIPS/BOATS,PROPELLERS&BLADES	2484	3323	18	354
848790 O-PARTS&ACCE NOT CON ELE-CONNE	66276	328198	27449	436717
850110 ELEC MOTOR OUTPUT NOT>37.5.WAT	80033	476201	102059	406359
850120 UNIVERSAL AC/DC MOTOR >37.5 W	15758	111152	6400	82724
850131 OTH DC MOTOR/GEN 0-P=750 WATT	16394	127759	9440	122405
850132 O-DC MOTOR/GEN 0-P-750W-75KW	11127	76325	2676	32355
850133 OTH DC MOTO/GEN 0-P-75KW-375KW	69	51398	1567	10453
850134 OTH DC MOTOR/GEN OUTPUT >375KW	333852	422521		4471
850140 OTH AC MOTORS,SINGLE-PHASE	196052	878790	142220	633277
850151 OTHER AC MOTORS MULTI-PHASE	19066	140203	13919	83396

Contd.

10.11 Imports by Economic Categories (Detail)

ITEMS	(In Thousand Rupees)			
	Mar-14	FROM JUL-2013	Mar-13	FROM JUL-2012
850152 AC MOTORS,OUTPUT-750W-75KW	102229	1225708	85917	1028449
850153 AC MOTORS,OUTPUT>75KW	10595	302130	54235	492329
850161 AC GENERATORS OUTPUT NOT>75KVA	67583	435825	68133	1229456
850162 AC GENERATORS OUTPUT-75-375KVA	12097	91447	11875	115458
850163 AC GENERATOR 0-P-375KVA-750KVA	3089	27129	601	15249
850164 AC GENERATORS OUTPUT >750 KVA	7739	281789	1157	82811
850211 EL GNERATOR (DIESEL)0-P>75 KVA	218146	2475245	129525	3220244
850212 GENER SET(DIESEL)OP- 75-375KVA	149479	1368910	591550	1707598
850213 GENER SET(DIES ENG)OP>375KVA	616035	10229976	645675	8061953
850220 GENER SET(SP-ING ENG)OP>375KVA	899162	4177820	1466232	3005768
850231 GENERATING SETS,WIND POWERED	364360	6019812		2865
850239 OTHER GENERATING SETS	544832	6485274	122026	2699497
850240 ELECTRIC ROTARY CONVERTERS.	580	3675	222	756
850300 PARTS FOR MACHIN H-85.01/85.02	284104	2003404	44002	1448555
850410 BALLAST FOR DISCHARG LAMP/TUBE	8016	87917	3862	80445
850421 LIQUID DIELECTRIC FORMERS	16071	444042	1365	5641
850422 LIQ D-E T/FORMER-650-10000KVA	204971	236539	10602	178218
850423 LIQ DI-ELE T/FORMER >10000KVA		1370145		1535982
850431 OTH TRANSFORMER-PHC-NOT>1 KVA	64461	521605	44927	742693
850432 OTH TRANSFORMER-PHC-1KVA-16KVA	10329	442424	2539	334340
850433 OTH TRANSFORMER-PHC-16-500KVA	112723	366153	84278	557314
850434 OTH TRANSFORMER-PHC>500 KVA	91617	769447		4222671
850440 STATIC CONVERTERS	419187	4293616	875769	3984301
850450 OTHER INDUCTORS	8827	287496	15619	134428
850490 PARTS ELEC POWER MACH H-8504	87430	959422	70103	1169788
850511 PERMANENT MAGNETS AND ARTICLES	3622	33580	2247	36107
850519 OTH PERMANENT MAGNETS&ARTICLES	14472	99793	22282	120150
850520 EL-MAGNET COUPLING,CLUTCH ETC	2161	52263	8657	36126
850590 OTH EL-MAGNET INC/PART HD85.05	3510	51687	6284	42170
850610 MANGANESE DIOXIDE P/CELL&BATT	52591	639298	76057	540143
850630 MERCURIC OXIDE P/CELL&BATTERIES			95	114
850640 SILVER OXIDE P/CELL&BATTERIES		917	39	230
850650 LITHIUM PRIMARY CELL&BATTERIES	31646	249708	15867	262733
850660 AIR ZINC PRIMARY CELL&BATTERIES	1164	25402		2973
850680 OTHER PRIMARY CELL&BATTERIES	131680	361126	11043	242163
850690 PARTS OF PRIMARY CELL&BATTEIES	3794	22024	10693	55750
850710 LEAD-ACID ACCUMULATOR(STARTNG)	4709	44996	459	12411
850720 OTHER LEAD-ACID ACCUMULATORS	467200	3505185	169511	1277356
850730 NICKEL-CADMIUM ACCUMULATORS	381	12170	2020	14868
850740 NICKEL-IRON ACCUMULATORS		23		1290
850750 BATTERIES NICKEL-METAL HYDRIDE		623		3247
850760 BATTERIES LITHIUM-ION	454	4232	41	1266
850780 OTHER ACCUMULATORS	3790	313623	8397	115378
850790 PARTS EL-ACCMOLATOR INCL SEPR	40168	248738	10638	112261
850811 VACUM CLEANER SE-CONTA E-MOTOR	2996	29028	1579	15628
850819 OTH VACUUM CLEANERS SELF MOTOR	2422	19450	4345	17069
850860 OTHER VACUUM CLEANERS	385	9039	185	18980
850870 PARTS OF VACCUM CLEARNERS	299	1328	164	1414
850940 FOOD GRINDER/MIXERS&JUICE EXT	52729	488473	35805	368967
850980 OTH DOMESTIC APPLIANC	4062	78859	3194	69227
850990 PARTS DOMESTIC APPLIAN	14599	142824	14753	117807
851010 SHAVERS SELF CONTAINED EL-MOTO	5199	30463	991	26731
851020 HAIR CLIPPERS SELF CON EL-MOTO	1958	30538	1026	14860
851030 HAIR-REMOVING APPLIANCES	13804	40406	8517	59301

Contd.

10.11 Imports by Economic Categories (Detail)

ITEMS	(In Thousand Rupees)			
	Mar-14	FROM JUL-2013	Mar-13	FROM JUL-2012
851090 PART OF SHAVER/CLIPPER/REMOVER	26	2168	404	2903
851110 SPARKING PLUGS	49260	603534	37007	535625
851120 IGNITION/DYNAMOS MAG-FLYWHEELS	8590	80400	8686	97137
851130 DISTRIBUTORS;IGNITION COILS	15666	141480	20482	203028
851140 STARTERS MOTORS/DUEL PUR GENER	9638	92910	4017	51465
851150 OTHER GENERATORS	1208	18310	245	363842
851180 OTH EL-IGNITION/START EQUIP	5445	24507	713	10533
851190 PARTS OF THE HEADING NO.85.11	36630	288552	43334	357358
851210 LIGHTS SIG EQUIP BICYCLE USED		4107		749
851220 OTH LIGHTING SIG EQUIPMENT	143126	780691	63208	654854
851230 SOUND SIGNALLING EQUIPMENT	2925	60688	4302	59002
851240 WINDSCREEN WIPER,DEFROST/DEMIS	2295	22843	2555	20311
851310 PORTABLE ELECTRIC LAMPS	54662	685667	40432	644686
851390 PARTS(OF THE HEADING NO.85.12)	531	4151	36	1947
851410 RESISTANCE HEATED FURNACE/OVEN		5516	7	19238
851420 INDUCTION/DIELECTRIC FUR/OVENS		108603	101	95560
851430 OTHER FURNACES AND OVENS	1607	148790	1378	187458
851440 OTH IND/DI-EL HEATING EQUIPMNT	4982	16867	1551	18297
851490 PARTS(OF HEADING NO.85.14)	10621	41707	7896	46630
851511 SOLDERING IRONS AND GUNS	1236	17778	168	13102
851519 OTH BRAZING/SOLDER IRONS&GUNS	1568	16765	4717	16753
851521 MACHINES,RES WELDING OF METAL	117890	119346	1272	44254
851529 OTH MACH RES WELDING OF METAL	1103	66573	4981	61276
851531 MACH ARC WELDING METAL F/AUTO		50242	4200	29235
851539 OTH MACH/APP ARC WELDING METAL	20224	260800	21441	114885
851580 OTH MACH/APP HOT SPRAYING METL	8737	204964	2026	126143
851590 PARTS(OF HEADING NO.85.15)	19229	136901	1787	63644
851610 ELE INSTANEOUS/IMERSION HEATER	5750	15276	189	17591
851621 STORAGE HEATING RADIATORS		1470		2988
851629 OTH ELE SPACE/SOIL HEATNG APPA	7527	114815	5531	213322
851631 HAIR DRYERS	4861	42209	1240	20993
851632 OTHER HAIR DRESSING APPARATUS	2152	19920	2497	19922
851633 HAND DRYING APPARATUS	233	2099	102	1395
851640 ELECTRIC SMOOTHING IRONS	1678	85300	7738	61542
851650 MICROWAVE OVENS	15879	166447	18576	77749
851660 OTH OVEN/COOKER/GRILL/ROASTERS	7115	110062	5479	64202
851671 ELECTRIC COFFEE OR TEA MAKERS	2429	36478	8046	46717
851672 ELECTRIC TOASTERS	5550	83021	9182	77835
851679 OTH ELECTRIC-THERMIC APPLIANCE	20225	143573	16963	71883
851680 ELECTRIC HEATING RESISTORS	11820	105738	13010	106306
851690 PARTS EL-THERMIC APP H-85.16	40411	755101	39866	605900
851711 LINE TELEPHONE CORDLESS H-SETS	8327	27151	1514	22540
851712 TELEPHONE FOR CELLULAR NETWORK	4487942	50065363	7577378	50332398
851718 OTHER TELEPHONES	5946	63134	8561	68929
851761 BASE STATIONS FOR WIRELESS N-W	580581	6136722	64869	4910729
851762 MACH FOR RECEPTION VOICE/IMAGE	1344628	13211822	508656	26677108
851769 OTHER APPARATUS	999051	9600342	1708958	18996142
851770 PARTS FOR TELEPHONES/WIRELESS	870970	9861599	436551	6748360
851810 MICROPHONES AND STANDS THEREOF	2358	32936	1136	19063
851821 SINGLE L/SP MOUNTED IN ENCLOUR	6444	95872	4941	66718
851822 MULIPLE L/SP MOUNTED IN ENCL	18945	220143	28379	217405
851829 OTH L/SP NOT MOUNTED IN ENCL	16930	182137	6330	102121
851830 HEAD/EAR/MICRO PHONE SPEAK SET	29272	228769	19416	232589
851840 AUDIO FREQUENCY ELEC.AMPLIFIER	1320	37043	7504	30133

Contd.

10.11 Imports by Economic Categories (Detail)

ITEMS	(In Thousand Rupees)			
	Mar-14	FROM JUL-2013	Mar-13	FROM JUL-2012
851850 ELECTRIC SOUND AMPLIFIER SETS	1300	139158	1548	16472
851890 PARTS & ACCESSORIES HEAD 85.18	2873	29958	367	18421
851920 APPA OPERATED BY COINS,BANKNOT	37	55		100
851930 TURNTABLES (RECORD-DECKS)	10	56		13
851950 TELEPHONE ANSWERING MACHINES				110
851981 O-APPA USING MAG/OPTICAL MEDIA	3	1680	1158	4014
851989 OTH COMPACT DISK PLAYERS	6079	35684	1790	31632
852110 MAGNETIC TAPE TYPE	7345	33785	5185	60578
852190 OTH VIDEO REC/REPRODUCING APP	21755	116060	14829	114587
852210 PICK UP CARTRIDGES		1265		73
852380 DATA/SOUND RECORDED AUTO.DPM	1842772	4733326	423649	4224092
852550 TRANSMISSION APPA FOR RADIO/TV	1136720	1180738	4649	99756
852560 TRANSMISSION APPARATUS	18905	321516	624152	929949
852580 TV CAMERAS,DIGI/VIDEO CAMERA-R	25998	331153	30727	249413
852610 RADAR APPARATUS	273	5534		223
852691 RADIO NAVIGATIONAL AID APPARAT	12553	152016	7047	151968
852692 RADIO REMOTE CONTROL APPARATUS		441		3323
852712 POCKETSIZE RADIOCASSETTE PLAYER	254	3145	36	4678
852713 OTH APPA COMB W/SOUND REC/PRO		1191	325	6392
852719 OTH RECORDING/REPRODUCING APPA	1826	27320	159	16743
852721 OTH RADIO BRO-RECEIVER FOR VEH	882	8448	754	5456
852729 OTH SOUND REC/REPRO APPA VEH	2801	25350	3109	29341
852791 OTH APPA COMB W/SOUND REC/PRO		1759	139	146
852799 MODEMS FOR SUND RECOD APPA	425	19485		46097
852841 MONITORS AUTOM DATA PRO SYSTEM	7340	62409	15371	338517
852849 OTH CATHODE-RAY TUBE MONITORS	4030	10562	479	22213
852851 OTH MONITOR DATA PROCESSING SY	190258	1350625	205984	1395535
852859 OTHER MONITORS	1139	67953	4300	58637
852861 PROJECTOR FOR AUTO- DPS-H8471	10639	92262	9453	73738
852869 MULTIMEDIA PROJECTOR-FOR DP-SY	37	7378	1137	5398
852871 RECEPTION APPA FOR TV	10951	112413	3869	38092
852872 OTH COLOUR TV SETS	58616	160122	12657	136677
852873 OTH MONOCHROME RECEPTION-APPA				186
852910 AERIALS/REFLECTORS ALL KINDS	19730	171747	14929	314659
852990 OTH PARTS/APP H-85.25-85.28	291690	4669803	332938	3957603
853010 EL-SIGNAL EQP RAILWAY/TRAMWAY	598	204997	9762	1609179
853080 OTH SIGNAL EQP EL TRAFIC CONT	1060	69390	12929	287164
853090 PARTS OF EQP HEAD 85.30	5803	20808	660	21792
853110 BURGLAR/FIRE ALARMS/SIMIL APPT	20276	115339	3958	75677
853120 INDICATOR PANEL INCORP LCD/LED	6853	87147	5535	133070
853180 OTHER APPARATUS	18304	103934	4191	149243
853190 PARTS ELEC SOUND/VIS SIG APPT	13519	8127139	2819	77813
853210 FIX CAPACITO 50/60HZ CAP.5KVAR	2998	127097	20050	97036
853221 OTHER FIXED CAPACITOR	259	886	16	275
853222 ALUMINIUM ELECROLYTIC FIX CAP	318	4120	9	4569
853223 CERAMIC DIELEC,SIN-LYR FIX CAP	656	3284	386	1929
853224 CERAMIC DIELEC MUL-LYR FIX CAP	468	9920	281	3605
853225 DIELECTRIC PAPER PLAS FIX CAP	1446	3621	2215	6934
853229 OTHER FIXED CAPACITORS	17418	521682	26963	152182
853230 VARIABLE/ADJUSTABLE CAPACITORS	1712	9715	2637	30741
853290 PARTS OF ELECTRICAL CAPACITORS	1466	25619	621	26109
853310 FIXED CARBON RES COMP/FILMTYPE	4298	21514	1405	16237
853321 OTH FIXED RES CAPACITY < 20 W	254	6498	415	2057
853329 OTHER FIXED RESISTORS	7787	82651	6595	66387

Contd.

10.11 Imports by Economic Categories (Detail)

ITEMS	(In Thousand Rupees)			
	Mar-14	FROM JUL-2013	Mar-13	FROM JUL-2012
853331 W/WOUND RESISTOR- RHEO&POTEN	1664	13013	1082	15083
853339 OTH W/WOUND VARIABLE RESISTORS	601	22701	377	9751
853340 OTH VAR RES INCL REHEOSTATS	2797	33191	3393	26582
853390 PARTS FOR ELECTRICAL RESISTERS	949	6494	3311	9790
853400 PRINTED CIRCUITS	47622	597731	37744	452192
853510 FUSES FOR VOLTAGE >1000 VOTTS	3443	36612	1833	22522
853521 AUTOMA C-BRAKER VOT <72.5 KV	75241	564098	69272	439772
853529 OTH AUTOMATIC CIRCUIT BRAKER	152667	763860	36077	914098
853530 ISOLATING/MAKE-AND-BREAK SWIT	1177	139647	9888	184248
853540 LIGHT ARRESTER,VOL LIMITER ETC	2177	74462	5280	62692
853590 ELEC APP SWITCHING CIR>1000VOL	10425	1636755	2020	1558085
853610 FUSES FOR VOLTAGE <1000 VOLTS	3226	46427	5645	50144
853620 AUTOMATIC CIR BREAKER	108067	1405496	101224	1093721
853630 OTH APP PROTECTING ELEC CIRCUL	12077	36703	883	76449
853641 RELAYS FOR VOLTAGE	7648	100199	13442	93745
853649 OTHER, RELAYS	160302	845279	70592	578448
853650 OTHER SWITHCES	67788	556389	33740	931438
853661 LAMP HOLDERS	5231	45191	3183	36181
853669 OTHER,PLUGS AND SOCKETS	37512	549841	21512	303328
853670 CONNECTORS FOR OPTICALFIBRES	802	23567	560	20014
853690 OTH ELECTRICAL APPARATUS	121529	895433	82473	762088
853710 BOARD,PANEC ETC VOLTAGE-1000V	203981	3052959	133863	1462207
853720 BODIES,CONSOLE ETC VOLT>1000V	405909	1272221	29771	831400
853810 BOARD,PANELS GOODS HEAD 85.37	25349	343292	22461	194024
853890 OTH PARTS SUITABLE GOOD H85.37	163498	1574724	302286	1747456
853910 SEALED BEAM LAMP UNITS	2578	64892	8905	60094
853921 TUNGSTEN HALOGEN LAMPS	3821	151764	18563	166771
853922 OTH LAMPS 200W FOR VOLT>100V	5894	116772	31015	147066
853929 OTH FILAMENT LAMPS EXCL U-VIOL	47843	398686	20716	243347
853931 DISCHARGE LAMP O/TAN U-V-LAMP	4691	79462	46736	265845
853932 MERCURY OR SODIUM VAPOUR LAMPS	9302	28279	573	28757
853939 OTH DISCHARGE LAMPS,O/TH ULTRA	395696	8757575	291913	4280295
853941 ARC-LAMPS (ELECTRIC)	941	2518	345	2545
853949 OTH ULTRA-VOILET/INFRA-REDLAMP	2884	32106	2835	20079
853990 PARTS ELECTRIC FILAMENT/D-LAMP	30710	236019	16057	234234
854011 CATHODE-RAY TV PICTURE TUBES	10945	137934	13057	293604
854020 TV CAMERA TUBE(IMAG CONVERTER)				117
854060 OTHER CATHODE-RAY TUBES		453		37
854071 MAGNETRONS	15295	224047	5670	140747
854079 OTH,MICROWAVE TUBE,CARCINOTR				5436
854081 OTHER VALVES AND TUBES:		3900		60
854089 OTHER VALVES ANA TUBES,N.S.	279	3965	174	3627
854099 OTH PARTS OF HEADING NO.85.40		372		376
854110 DIODES,OTH THAN PHOTOSENSITIVE	9916	74645	18509	73299
854121 TRANSISTOR O/THAN PHOTOSENSITV	336	13099	555	9555
854129 OTH TRANSISTOR O/TH PHOTOLEN	7802	72112	4152	57595
854130 THYRISTORS DIACS AND TRIACS	491	19754	1745	11315
854140 PHOTOSENSITIV SEMICONDUCTOR DE	1760300	13612296	84245	1706125
854150 OTH SEMICONDUCTOR DEVICES	10997	101615	3585	50197
854160 MOUNTED PIEZO-ELECTRIC CRYSTAL	1245	6719	473	5642
854190 PARTS OF APPARATUS OF H-85.41	2803	37096	5008	37787
854231 ELECTRONIC INTEGRATED CIRCUIT	18755	339164	29907	160567
854232 MEMORIES	226	9941	17	5114
854233 AMPLIFIERS	476	11932	5893	19038

Contd.

10.11 Imports by Economic Categories (Detail)

ITEMS	(In Thousand Rupees)			
	Mar-14	FROM JUL-2013	Mar-13	FROM JUL-2012
854239 OTH ELECTRO INTEGRATED CIRCUIT	33541	256147	29283	282247
854290 PARTS OF ELEC INTIGRAT CIRCUIT	4819	58140	1635	24924
854310 PARTICLES ACCELERATORS		28		19
854320 SIGNAL GENERATORS	3398	48580	767	33544
854330 MACH APPA EL-PLATNG ELECTROLYS	40	33771		1759
854370 OTHER MACHINE/APPARATUS	127138	1133286	108979	843092
854390 PARTS OF THE APPARATUS H-85,43	20992	132754	12383	171075
854411 WINDING WIRE OF COPPER	16394	204572	40913	591587
854419 OTHER WINDING WIRE OF COPPER	31962	380153	34555	446267
854420 CO-AXIAL CABLE & CONDUCTORS	103299	592353	9048	141108
854430 IGNITION & OTHER WRITING SETS	42890	188933	5401	117008
854442 COMPUTER LEADS WITH CONNECTOR	93061	1562664	63369	570106
854449 OTH ELECTRIC CONDUCTOR N>1000V	411315	2742273	136816	3289756
854460 OTH EL CON FOR VOLTAGE >1000V	22016	990458	1639	231590
854470 OPTICAL FIBRE CABLES	23255	248502	15232	123135
854511 ELECTRODES USED IN FURNACES	6752	38514	10322	45061
854519 OTHER ELECTRODES	155	8072	520	5338
854520 CARBON BRUSHES	4115	37047	2461	36847
854590 OTH LAMP/BATTERY CARBON,GRAPIT	29	22789	1234	49285
854610 EELECTRICAL INSULATOR OF GLASS		2720	54	96
854620 EELECTRICAL INSULATOR CERAMICS	12834	527579	1909	217643
854690 OTH ELE INSU OTH THN GLAS,CERA	249759	354127	4573	102582
854710 INSULATING FITTINGS OF CERMIC	69	6521		1026
854720 INSULATING FITTINGS OF PLASTIC	103	7437	3762	5766
854790 OTH INSULATIN FITT PLAS/CERMIC	12310	197697	71468	202577
854810 WAST/SCRPR PRI BATRY,CEL,ACCUMU	40	208951	19359	73572
854890 OTH,PARTS ELE MACHINE/APP NES		4619		2116
860110 RAIL LOCOMO POWERED ELECTRICIT		44		
860210 DIESEL ELECTRIC LOCOMOTIVES		1193344		
860290 OTH,RAIL LOCOMOTVE,LOCOMO TEND		9830		
860390 OTH,RAILWAY OR TRAMWAY COACHES				2818027
860400 RAIL/TRAMWAY MAINTENANCE VEHIC		65900		28584
860610 TANK WAGONS AND THE LIKE				2536361
860699 OTH RAIL,TRAMWAY GOOD VAN(NSP)				122874
860711 DRIVING BOGIES&BISSEL-BOGIES		14		
860719 OTH INCL PARTS AXELS/WHEEL	36813	115638		1464683
860721 AIR BRAKES AND PARTS THEREOF		8461		
860729 OTH BRAKES LOCOMO&PATS THEREOF		2957		1499
860730 HOOKS,COUPLIN DEVICES,BUFFERS	13	3736		123
860791 OTHER PARTS OF LOCOMOTIVES	103318	964723		37421
860799 OTH RAILWAY LOCOMOT STOCK PART	874	6819		54312
860800 RAIL/TRAMWAY TRACK FIXTURES		1089028		68607
860900 CONTINERS SPECIL DESI,EQUIPPED	11908	256876	7290	139797
870110 PEDESTRAIN CONTROLLED TRACTORS		448	6155	6204
870120 ROAD TRACTORS FOR SEMI-TRAILER	515320	2370660	71373	1224402
870190 COMP AG-TRACTORS-ANY KIT FORM	19797	1708539	63591	1838595
870210 M.VEH 10 OR >PERSON DIESEL ENG	268971	3233143	150443	4419621
870290 COMP O-M-VEH 10PER&DERIVER AKF	52966	600277	77457	612066
870310 M-CAR FOR TRAVEL ON SNOW/GOLF	1032	5062		25469
870321 MOTOR VEH CYLNDER CAP-1000CC	2867917	17766705	1975619	17812443
870322 OTH CAR CY CAP>1000CC - 1500CC	2270228	14654432	1758361	21428372
870323 OTH VEH CYL CAP 1500 - 3000CC	1004495	9910239	1603279	11596416
870324 OTH VEH CYL CAPACITY>3000CC	396741	2519219	300663	2660811
870331 OTH VEH(DIESEL ENG)CYL-C-1500CC	674	63496	772	38816

Contd.

10.11 Imports by Economic Categories (Detail)

ITEMS	(In Thousand Rupees)			
	Mar-14	FROM JUL-2013	Mar-13	FROM JUL-2012
870332 VEH(DIESEL ENG)CY-1500 -2500CC	4469	62702	48103	246266
870333 OTH VEH(DIESEL ENG)CAP>2500CC	79210	5216559	246951	1576104
870390 OTH M-CAR/M-VEH FOR PERSONS	16651	151223	24886	636194
870410 DUMPERS DESIGN FOR OFF-HIGHWAY	73809	696895	94470	649859
870421 OTH VEH(DIESEL ENG)NOT>5TONNES	786116	4420164	553588	4625417
870422 OTH VEH(DIESEL ENG)GVW-5-20TON	126022	2034711	258282	1876429
870423 OTH VEH(DIESEL)GVW >20 TONNES	208714	503231	5747	893745
870431 OT VEH SPARK-IGNITION NOT>5TON	324765	2373530	4458	1573847
870432 OT VEH (SP-IGN)GVW > 5 TONNES				3505
870490 OTH VEH FOR TRANSPORT GOODS		289		
870510 CRANE LORRIES		54187	1432	706317
870520 MOBILE DRILLING DERRICKS		13821		
870530 FIRE FIGHTING VEHICLES		56376		72491
870540 CONCRETE-MIXER LORRIES	7510	883828	120910	281875
870590 OTH SPECIAL PURPOSE MOTOR VEHL	92088	1369717	262677	2677891
870710 BODIES/CABS FOR VEH-H-87.03	2233	12366		2519
870790 BODIES OF VEH-H-87042190&.3190	12487	94387	6027	42046
870810 BUMPERS AND PARTS THEREOF	6955	56938	6285	69830
870821 OTH PART ACCE OF BODIES,SEATS	14620	86826	1829	40762
870829 OTH PART ACCE OF BODIES,CABS	344435	4588770	1041301	5313292
870830 BRAKES&SERVO-BRAKES,PARTS VEH	8715	182665	26070	207042
870840 GEAR BOXES AND PARTS THEREOF	90961	510969	4435	28511
870850 DRIVE-AXLES WITH DIFFERENTIAL	19950	167196	20042	348589
870870 ROAD WHEELS&PARTS&ACCESSO	28841	168374	7305	108085
870880 SUSPENSION SYS,SHOCK-ABSORBERS	106017	522769	84742	693614
870891 RADIATORS & PARTS THEREOF VEH	11583	95299	10848	116509
870892 SILENCERS&EXHAUST PIPES,PARTS		3289	140	1793
870893 CLUTCHES AND PARTS THEREOF	8930	97124	3448	76319
870894 STEERING WHEELS,CLUMNS,BOXES	9537	441217	20248	364963
870895 SAFETY AIRBAGS INFLATER SYSTEM			34	1937
870899 OTH PARTS FOR VEHICLES H-8701	269568	3794809	237381	2987371
870911 WORK TRUCKS SELF-PROPEL ELECTR		7510		
870919 OTH WORK TRUCK SELF PRO N-FITT		9774		8164
871000 TANKS,OTH ARMOUD FITGHING VEH				6266
871110 MOTORCYCLE CYL CAP-NOT>50CC	42	192		817
871120 M-CYCLE CYL CAPACITY- 50-250CC	702399	4788209	794695	5933284
871130 M-CYCLE CYL CAPACITY-250-500CC	23396	141009		4723
871140 M-CYCLE CYL CAP-500-800CC	3481	28432	2160	20304
871150 M-CYCLE CYL CAP EXCEEDIN-800CC		30911	2865	16634
871190 OTH M-CYCLE(INCLUDING MOPEDS)	76013	829864		186
871200 BICYCLES,OTH DELIVERY TRICYCL	31878	285060	13154	240991
871310 INVALID CARRIAG NOT MECH PROPL	7414	108390	8731	90889
871390 OTH INVALID CARRIAG MOTORISED	99	12778	353	7668
871410 SADDLES OF MOTORCYCLES,MOPEDS	417185	4057320	315658	4069518
871420 PART ACCE INVALID CARRIAGES	19	498		113
871491 FRAMES,FORKS & PARTS THEREOF	2239	79334		1445
871492 WHEEL RIMS AND SPOKES	122	9823	303	5619
871493 HUBS,COAST BRAK HUB,FREE WHEL	1760	51662	2010	21498
871494 BRAK,COAST BRAK HUB,HUB BRAK		8813	3270	5690
871495 OTHER, SADDLES	1321	18486	1065	17118
871496 PEDALS,CRANK-GEAR,& PARTS THOF	1137	7766	251	6426
871500 BABY CARRIAGES & PARTS THEREOF	1402	28705	424	20732
871610 TRAILER,SEMI-TRALER CARVN TYPE		5703	118956	175208
871620 SELF LOADING/UNLODING TRAL AGR	750	750		25433

Contd.

10.11 Imports by Economic Categories (Detail)

(In Thousand Rupees)				
I T E M S	Mar-14	FROM JUL-2013	Mar-13	FROM JUL-2012
871631 TAKER/SEMI TANKER TRAILERS	6092	46697		121326
871639 OTH TRAILER,SEMI TRAI FOR GOOD		18714		
871640 OTH TRAILERS & SEMI-TRAILERS	481	3302		
871680 OTH VEH NOT MECHANICALLY PROPL	4120	61368	42147	121261
871690 PARTS,TRAILER SEMI-TRAI H87.16	2166	50757	8012	49356
880100 GLIDERS AND HANG GLIDERS		874		1313
880220 AEROPLAN UNLADEN WT NOT>2000KG		612		
880230 AEROPLAN UNLADN W-2000-15000KG				1018538
880240 AEROPLAN UNLADN WT >15000KG		870238	106971	774361
880310 PROPELLERS,ROTORS & PATS THROF		7816		807
880320 UNDER CARRIAGES/PARTS THEREOF		2942	238	5325
880330 OTH PARTS OF AEROPLANE/HELICOP	2585753	3712513	66395	874979
880400 PARACHUTES AND ROTOCHUTES,PART	501	771		905
880521 AIR COMBAT SIMULATORS & PARTS		7066		
880529 OTH GROUND FLYING TRAINER PART	24	15443	818	818
890110 CRUISE SHIPS,BOATS FOR PERSONS			216967	253505
890190 OTH VESSELS FOR PERSONS/GOODS				429350
890310 INFLATABLE YATCHS,VESL PLE/SPO		738	143	3321
890391 SAILBOATS,WITH/W-OUT AUX-MOTOR		1856		956
890392 MOTORBOAT,O/THN OUTBOARD M-BO				7100
890399 OTH INFLTABLE YATCHTS	522	2899	3902	9790
890400 TUGS AND PUSHER CRAFT.				43
890510 DREDGERS			261	269737
890520 SUBMERSIBLE DRILLING PLATFORMS		46591		
890690 OTHER VESSELS & LIFEBOATS				10846
890710 OTH FLOATING INFLATABLE RAFTS	83992	84076		96
890790 OTH FLOATING STRUCTURES,TANKS		5748		1496
900490 OTH SPECT,GOGGLE&THE LIKE CORR	29706	105073	2968	42215
900510 BINOCULARS	381	4915	99	20706
900580 OTH ASTRONOMICAL INSTRUMENTS	1241	4454	63	1622
900699 O-PART,AC P-GRAPHIC F-LIGH APP		1737	982	1825
900710 CINEMATOGRAPHIC CAMERAS				226
900720 CINEMATOGRAPH PROJECTOR.S-R/RE	1462	11499		2344
900791 PAR,ACC-CINEMATOGRAPHIC CAMERA	165	316	13	176
900792 PART,ACCE-CINEMATOGR PROJECTOR	587	4811	7	1576
900850 PROJECTORS,ENLARGERS&REDUCERS		3067	61	2841
900890 PARTS/ACCE OF IMAGE PROJECTORS		547	53	1633
901010 APPA,EQUI AUTOMATC DEVELO FILM	361	516303	3118	108441
901050 OTH APP EQU PHO-GRAPHIC LAB	2982	37611	430	24224
901060 PROJECTION SCREENS	8123	21534	6170	31382
901090 PART ACCE OF APP/EUIP H-90.10	699	7836	609	8080
901110 STEREOSCOPIIC MICROSCOPES		1500		4036
901120 OTH MICROSCOPE P-MICROGRAPHY		6416		16226
901180 OTHER MICROSCOPES	22600	138460	1875	94650
901190 PART,ACCE OF OPTCAL MICROSCOPE	274	52134	225	21180
901210 M-SCOPE O/THN OPTIC M-SCOP APP	178	16043	80	12201
901290 PART,ACC M-SCOPE O/THN OPTICAL	84	963		1605
901310 TELESCOPIIC SIGHTS FITT TO ARMS	61	111		510
901320 LASERS OTHER THAN LASER DIODS	3359	15909	66	3227
901380 OTH DEVICES APPLI&INSTRUMENTS	25786	216749	7455	94950
901390 PARTS,ACCE OF SUB GROUP-90.13	379	47039	270	40726
901410 DIRECTION FINDING COMPASSES		186	40	432
901420 INST/APPLI AERONAUTIC NAVIGATO		531	511	9210
901480 OTH INS/APPLI(NAVIGATIONAL)	233	2634	169	3999

Contd.

10.11 Imports by Economic Categories (Detail)

ITEMS	(In Thousand Rupees)			
	Mar-14	FROM JUL-2013	Mar-13	FROM JUL-2012
901490 PART,ACCE OF SUB GROUP OF90.14		6050	199	18213
901510 RANGEFINDERS	165	5447	89	736
901520 THEODOLITES AND TACHEOMETERS	1434	11059	659	6359
901530 SURVEYING LEVELS	657	10667	668	16070
901540 PH-GRAMMETRICAL SURVEY INS/APP				26
901580 OTH INS AND APPLIANC-SURVEYING	564360	3199909	92575	2122682
901590 PARTS&ACCE OF SURVEYING INSTRU	51878	805093	236632	788549
901600 BALANCE SENSITIVITY 5CG/BETTER	2592	27256	2401	26854
901710 DRAFTING TABLE MACH W/NOT AUTO	1633	18482	1968	25726
901720 O-DRAWING MARK/MATH CALC INSTR	1177	28130	6414	33797
901730 MICROMETERS/CALLIPERS & GUAGES	1279	24598	1489	28899
901780 OTHER INSTRUMENTS	5355	110552	2621	51002
901790 PARTS/ACCE OF MEASURING INSTRU	112	9925	1358	9275
901811 ELECTRO-CARDIOGRAPHS	2303	71648	8365	70067
901812 ULTRASONIC SCANNING APPARATUS	26632	152352	69977	324100
901813 MAGNETC RESONANCE IMAGING APPA	67160	721513		914262
901814 SCINTIGRAPHIC APPARATUS	30746	51307		637
901819 OTH ELECTRO-DIAGNOSTIC APPARAT	146579	1293043	92422	2103668
901820 ULTRA VOILET/INFRA-RED RAY APP	1576	2114		92
901831 SYRINGES,WITH/WITHOUT NEEDLES	112718	1174380	70807	820511
901832 TUBULAR METAL NEEDLE/NEDL SUTU	29365	232139	18248	284364
901839 OTH NEDLES,CATHERS,CANNULA	458055	3312744	320612	2526942
901841 DENTAL DRILL ENGINES,W/C-D-EQU	24	24		834
901849 OTH;INS/APPLI, DENTAL SCIENCE	2828	42217	13561	81687
901850 OTH,OPHTHALMIC INST&APPLIANCE	56002	263309	11477	578078
901890 OTH INSTRUMENT & APPLIANCE.	1191826	5277297	352548	3881166
901910 MECHANO-THERPY,MESSAGE/PSY APP	4155	213909	9505	148684
901920 OZONE,OXYGEN ,AEROSOL THERAPY,	43112	470905	24223	489698
902190 OTH;APP,WORN CARY,IMPL IN BODY	36555	340073	29790	212883
902212 COMPUTED TOMOGRAPHY APPARATUS	15214	844390	8196	756885
902213 OTH X-RAY APPA FOR DENTAL USES		1765		983
902214 OTH,X-RAY APP FOR MEDICAL SURG	13873	374383	11172	381071
902219 X-RAY APPA FOR OTHER USES	166692	542092		192130
902221 APP BASE ON ALP,BETA GAMA RADI		35847	469	44525
902229 APP ALPHA-BE-GA RADI-OTHER USE	3666	22782	20592	211843
902230 X-RAY TUBES		36702		17192
902290 O-APP AL-B-G RADI INCL PA/ACCE	11841	195517	18062	154437
902300 APPA DESIGNED F-DEMANSTRATION	43600	468825	19453	502293
902410 MACH&APPLI FOR TESTING METALS	6274	57171	1092	13800
902480 O-MACH-TESTING HARDNESS/STREN	26143	463979	23895	486840
902490 PARTS&ACC-HARD/STREN TEST MACH	5503	40684	7698	36556
902511 LIQUID-FILLED THERMOMETER/PYRO	1899	62765	5340	32926
902519 OTHER THERMOMETERS/PYROMETERS	19162	81085	3677	68381
902580 OTHER INSTRUMENTS	14381	222296	14821	117728
902590 PARTS ACCE INSTRUMENTS H-9025	9822	44457	546	28765
902610 APP,MEASUR/CHECK FLOW/ LEVEL.	13400	162580	11057	72105
902620 APP, MEASUR/CHECK PRESSURE.	59387	462218	69464	274304
902680 OTH,APP,MEASUR VARIATION LIQ/G	184610	1364945	104375	1827449
902690 PARTS,ACCE OF SUB GROUP 90.26.	46064	266757	22546	121975
902710 GAS/SMOKE ANALYSIS APPARATUS.	80704	237655	1851	117056
902720 CHROMATOGRAPHS/ELECTROPHOR INS	22230	340917	9935	244722
902730 SPECTRO,SPECTROPHOT-METER RADI	25853	207802	7785	243759
902750 OTH,INS.USING OPTCAL RADIATION	48160	478645	60030	413262
902780 OTH,INST FOR PHYSICAL CHEM ANA	238253	1763644	220132	1430718

Contd.

10.11 Imports by Economic Categories (Detail)

(In Thousand Rupees)

ITEMS	Mar-14	FROM JUL-2013	Mar-13	FROM JUL-2012
902790 MICROTOMES;PART ACCE APP-90.27	39419	355074	23227	231387
902810 GAS METERS	186388	489084	19351	64039
902820 LIQUID METERS	303	26232	1632	9679
902830 ELECTRICITY METERS	13368	83561	13058	220601
902890 PART,ACCE OF SUB GROUP 90.26	227969	1171072	22233	743730
902910 REVOL/PROD COUNTRS,TAXIMETERS,	1040	7044	660	11558
902920 SPEED INDICATORS/TACHOMETERS	4182	23539	2964	31242
902990 PARTS ACCE OF METERS-H-90.29	13064	105880	12860	102424
903010 INS,MEASUR IONISING RADIATIONS	10781	100861	73776	164178
903020 OSCILLOSCOPE&OSCILLOGRAPH	380	18972	2779	20706
903031 O-INSTR MEASUR VOLTAGE,CURRENT	264	26942	1726	47658
903032 MULTIMETER WITH RECORD DEVICE	2816	10156	399	6919
903033 O-METER WITH OUT RECOED DEVICE	13643	144903	25378	191713
903039 O-OSCILLOSCOPE W-RECOD DEVICE		32466		7309
903040 OTH,INS,SPE DESI FOR TELECOMMU	20033	144715	15792	226428
903082 OTH,INS,MEASUR SEMICONDUCTOR		5956		2938
903084 OTH,APPA,WITH RECORDING DEVIC		1537		5835
903089 OTH,INS,MEASUR ELECTRICAL QTY.	10252	228052	46095	184907
903090 PARTS ACCE OF SUB GROUP 90.30	138014	208688	2948	304137
903110 MACH BALANCING MECHANICAL PARTS	2445	3562	16	11796
903120 TEST BENCHES	1304	143828	2348	21426
903149 OTH,OPTICAL INS & APPLIACES.	2955	125946	1505	51610
903180 OTH,INS APPLIANCES & MACHINES.	97398	1456204	156247	1284186
903190 PART,ACCE OF ARTICLE H- 90.31	13282	117673	44442	190643
903210 THERMOSTAT	39924	293774	153237	427669
903220 MANOSTAT(PRESSURE REGULATORS)	869	7885	120	2352
903281 OTH,INS HYDRAULIC OR PNEUMATIC	2880	21736	1329	29128
903289 OTH,REGULATING,CONTROLLING INS	129290	1048531	59217	1957896
903290 PARTS,ACCE OF ARTICLE H- 90.32	28072	153425	6162	126460
940210 DENTISTS,BARBER CHAIRS, PARTS	11907	88301	3277	32690
940290 OTH;OPE TABLES,EXAM TABLE MECH	104706	304880	43596	341288
940560 ILLUMINATED SIGN,NAMPLATES,LIK	200	12045	337	13105
940591 PARTS OF LAMP LIGHT FIT GLASS.	4727	59148	2314	49304
940599 OTH PARTS H-NO.94.05,N.E.S.	8270	38566	3687	18697

10.11 Imports by Economic Categories (Detail)

(In Thousand Rupees)

ITEMS	Apr-14	FROM JUL-2013	Apr-14	FROM JUL-2012
GRAND TOTAL	395104712	3843474647	384277101***	3533990210
1. CONSUMER GOODS TOTAL	76731380	656035346	59177960*	523940927
010121 HORSES	3386	11341		4793
010129 OTHER LIVE HORSES				9580
010190 OTHER LIVE ANIMALS		6013		15613
010221 PURE,BRED BREED BOVINE ANIMAL		711808		1751323
010229 OTHER LIVE BOVINE ANIMALS		83318		441095
010420 GOATS, LIVE				124
010511 FOWLS OF SPECIES WT UPTO 185G		421906		355666
010513 DUCKS, WEIGHT UPTO 185 GRAM				218
010514 GEESE,WEIGHT UPTO 185 GRAMS				257
010594 OTH FOWLS OF THE SPE (CHICKEN)				269961
010599 OTH LIVE POULTRY	467	292017		47860
020110 CARCASSES BOV ANIMAL FRE/CHILL	390	390		1108
020120 OTH CUT WITH BONE BOVIN ANIMAL		2855		
020130 MEAT OF BOV ANIM F/CH BON LESS				626
020210 CARCASSES OF BOVIN ANIMAL FROZ	88	9132		
020220 OTH CUTS WITH BONE IN,BOV FROZ	1170	10869	1635	14437
020230 MEAT BOV ANIMAL FROZE BONELESS	9552	204013	19533	225009
020410 MEAT OF SHEEP/GOAT,F/CHILL/FRO		32		
020421 CARCASSES OF SHEEP,FR/CHILLED				901
020443 OTH MEAT OF SHEEP FROZ BONELES		1308		
020610 EDIBLE OFFAL OF BOV ANIMAL F/C	20082	155629	3342	51550
020622 LIVERS OF BOV ANIMALS FROZEN		267		5879
020629 O, EDIBLE OFFAL BOV ANI FROZEN		130		852
020690 OTH EDIBLE OFFAL OF ANIM FROZN				94
020714 CUTS & OFFAL OF FOWLS FROZEN		7532	40	7672
020727 CUT & OFFAL OF TURKEY,FROZEN		6762		1378
020745 OTH DUCK MEAT FROZEN		6862	1895	7711
020754 OTH GEESE MEAT FRESH/CHILLED			3	3
020890 OTH MEAT/OFFL EDIBL FR/CH/FRZ			67	67
021020 OTH MEAT BOV ANIM DRIED/SMOKED		1523		
021099 OTH EDI FLOUR/MEAL OF MEAT/OFL		1521	1185	2382
030111 ORNAMENTAL FISH	1328	15977	1293	9041
030119 OTHER ORNAMENTAL FISH	444	1301	238	891
030191 TROUT, LIVE				655
030199 OTHER LIVE FISH	1121	3918	1672	5457
030214 ATLANTIC SALMON F/CH EX.FILLET				476
030219 OTH SALMO FISH,EXCL LIVER F/CH		158		1069
030229 O.FLAT FISH,EX.LIVER&ROES.F/CH	71	488	64	283
030239 OTH TUSAS EXCL LVR/ROES FR/CHL		86		2
030242 ANCHOVIES EX.LIVER/ROES FR/CHL			31	86
030251 COD FISH EXCL LVR/ROES FRE/CHL				191
030319 O.SALMONIDAE FROZ,EX.LIVER&ROE	25	194	11	490
030329 O.TILAPIAS.EX.LIVERS&ROES FROZ		697		
030339 OTH FLAT FISH,EXCL LIVERS FROZ	51261	828122	22010	223152
030349 OTH TUNAS EXCL LIVER/ROE FROZ			3123	3126
030363 COD FISH EXCL LVR/ROES FROZEN	28	323		
030369 O.BREGMACEROTIDAE FAMILI FISH				6
030389 OTH FISH FROZEN EXCL.LIVER&ROE				1548
030431 FISH FILLETS&MEAT.FRESH/CHILL				10935
030439 OTH FISH FILLET/MEAT FRESH/CHI		14014	2569	34646
030449 FRESH/CHI FILLET OF OTHER FISH				1844
030451 OTH FILLETS OF TILAPIAS.FRE/CH		14071		8126
030459 OTH FILLETS OF OTH FISH.FR/CHI		353		

Contd.

10.11 Imports by Economic Categories (Detail)

(In Thousand Rupees)

ITEMS	Apr-14	FROM JUL-2013	Apr-14	FROM JUL-2012
030462 FROZE FILLET/MEAT.CATFISH FISH		66912	12135	245680
030479 FROZ FILLET O.BREGMACER FAMILY		16		
030487 FROZEN FILLETS/MEAT OF TUNAS	72	270	21	413
030489 FROZEN FILLET/MEAT OF OTH FISH				1547
030499 OT FISH FILET/MEAT FRE/CH/FROZ	15956	269309	9315	186137
030510 FLOUR, MEALS & PELLETS OF FISH				19
030520 LIVERS&ROES,DRIED,SMOKED,SALT		16		33
030539 OTH FISH FILLE/D/S/BR.NOT SMOK			8	8
030549 OTH SMOKED FISH&FILLET NOT EDI		5		3
030559 OTH DRIED FISH SALT NOT SMOKED		69		60
030561 FISH SALTED.NOT DRIED/SMOKED				105
030569 OTH FISH SALT,NOT DRIED/SMOKED		36	364	747
030579 OTHER EDIBLE FISH OFFALS		19		
030611 ROCK LOBSTER&SEA CRAWFISH FROZ	16	84		
030614 CRABS FROZEN FIT FOR HUMAN CON				18
030616 COLD WATER SHRIMPS&PRAWNS FROZ		890		1605
030619 OTH CRUSTACEAN INCL FLOUR/MEAL		34		213
030721 SCALLOPS,LIVE,FRESH,CHILLED				6
030729 OTH,SCALLOPS,CHLAMYS,FROZ,DRY				4
030799 OTH FLOURS MEAL&PEL FOR HUMAN		253		
040110 MILK&CREAM OF A FAT UPTO 1%		3160	626	3013
040120 MILK & CREAM OF A FAT 1% TO 6%		4577	1237	6755
040140 MILK & CREAM.FAT-6% TO 10%	11	136	29	96
040150 MILK & CREAM.FAT-EXCEEDING-10%	1994	5340	1179	2235
040210 MILK&CREAM IN POWDER FAT 1.5%	305880	6686383	503556	4911467
040221 MILK&CREAM IN POWDER>1.5% FAT	6413	268059	140103	946618
040229 OTH,MILK&CREAM IN POWDER>1.5%	2971	17132	379	27132
040291 OTH MILK/CREAM NOT SOLID/SWEET	17127	38912	713	6692
040299 OTH MILK/CREAM SOLID,SWEETEND	6509	179700	18508	145830
040310 YOGURT	3089	10103	735	8652
040390 BUTTER MILK,CURDLED MILK/CREAM		2130	3922	5603
040410 WHEY AND MODIFIED WHEY CON SUG	191557	1679903	64216	978029
040490 OTH PRODUCT CONSIST NATUR MILK		40523	6106	59910
040510 BUTTER	3733	20097	70	18395
040520 DAIRY SPREADS		10		15
040590 OTH FATS&OIL DERIVED FR MILK	27	93081	27	55156
040610 FRESH CHEESE INCL WHEY,CURD	13793	134879	17349	159231
040620 GRATED OR POWDER CHEESE	882	3187		933
040630 PROCESSED CHEESE NOT GRATED	26482	290733	31778	212033
040690 OTHER CHEESE		5152	31	417
040711 FERTILIZED EGGS FOR INCUBATION		7162		140956
040719 FERTILIZED EGGS OF OTHER BIRDS		822		2568
040721 O.FRESH EGGS OF CHICKEN(FOWLS)				4
040729 OTH FRESH EGGS OF OTHER BIRDS		457	423	813
040790 OTH BIRD EGG IN SHELL FR/COOKED	590	590		1561
040811 EGG YOLKS,DRIED			1088	2442
040819 EGG YOLKS,OTHER THAN DRIED				5
040891 OTH BIRDS,EGG,NOT IN SHELL DRY		22816	13182	91539
040899 OTH BIRDS,EGG OTH THAN DRY	40	40		
040900 NATURAL HONEY	2922	87022	5183	51545
041000 EDIBLE PRODUCT OF ANIMAL ORIGN				67
070110 POTATO SEEDS		586730		233192
070190 POTATOES,FRESH OR CHILLED	357611	479237		33761
070200 TOMATOES,FRESH OR CHILLED	612439	14967865	24761	11269712
070310 ONIONS AND SHALLOTS	50810	1521601	1576939	2935761
070320 GARLIC	292245	3970548	93010	1708293
070390 LEEK,OTH ALLIACEOUS VEGETABLES		403		1062
070410 CAULIFLOWERS & HEADED BROCCOLI	95	1234	136	589

Contd.

10.11 Imports by Economic Categories (Detail)

(In Thousand Rupees)

ITEMS	Apr-14	FROM JUL-2013	Apr-14	FROM JUL-2012
070490 OTH;EDIBLE BRASSICAS,FRESH/CHI	16	88781		2887
070511 CABBAGE LETTUCE(H-LETUC)SALAD	216	3077	266	1747
070519 OTHER; LETTUCE		2193	34	1709
070610 CARROTS AND TURNIPS		3736	93	10581
070690 OTH SALAD.BEETROOT,RADISH ETC	132	1541	172	1893
070700 CUCUMBERS&GHERKINS,FRESH/CHL		75125		9970
070810 PEAS FRESH OR CHILLED	50	498903	1193	162659
070820 BEANS (SAME),FRESH OR CHILLED		42960	120	340
070890 OTH LEGUMINOUS VEGETABLE FR/CH		1614	953	3464
070920 ASPARAGUS,FRESH OR CHILLED	73	915	86	757
070930 AUBERGINES FRESH OR CHILLED		111841	43	559
070940 CELERY OTH THAN CELERIAC,F/CHL				
070951 MUSHROOMS,FRESH OR CHILLED	239	1779	169	1448
070959 OTH MUSHROOMS&TRUFFL FRESH/CH		39	7	202
070960 FRUIT OF GENUS CAPSICUM F/CHLL	704	728966	327	219327
070970 SPINACH NEWZEALAND SPINACH FRE		253	48	166
070991 OTH VEGETABLES FRESH/CHILLED				794
070992 OTHER OLIVES FRESH OR CHILLED				21
070993 OTH PUMPKINS SQUASH&GOURDS F/C		168		
070999 OTH VEGETABLES FRESH/CHILLED	1069	241537	1420	376655
071010 POTATO, FROZEN.	1946	9000	4599	7355
071029 OTH LEGUMINOUS VEGETABLES FROZ		146	13	111
071030 SPINACH,NEWEALAND SPINACH FROZ				12
071040 SWEET CORN, FROZEN	712	5964	967	3714
071080 OTHER VEGETABLES,FROZEN		259	82	621
071090 MIXTURE OF VEGETABLES,FROZEN		52		38
071120 OLIVES PROVISIONALLY PRESERVED		198	10	26
071159 OTH MUSHROOMS & TRUFFLES		1268		121
071190 OTH VEGETABLES, PRESERVED		602		172
071220 ONION; WHOLE DRIED,CUT		29367	2795	14971
071231 MUSHROOM GENUS AGARICUS DRIED	37	2509		2944
071232 WOOD EARS DRIED WHOLECUT SLIC	55	55		
071233 JELY FUNGI DRY CUT WHOLE SLIC				10
071239 OTH TRUFFLE DRYCUT WHOLE SLIC	6373	25615	428	3729
071290 OTH VEGETABLE MIXTURE DRIED	5771	104431	8833	106552
071310 PEAS DRIED SHELLED	911437	7171472	457249	11237058
071320 CHICK PEAS DRIED SHELLED	300091	2902234	243084	7690024
071331 BEANS OF SPECIES VIGNA MUNGO	16306	102741	21760	72954
071332 SMALL RED (ADZUKI) BEANS	2512	12176		4150
071333 KIDNEY BEANS,INCL WHITE BENAS	265169	5240829	242107	3055628
071339 OTHER BEANS	38149	710539	35458	757014
071340 LENTILES	330434	5040177	261359	1826885
071350 BROAD BEANS & HORSE BEAN	4712	34607	7949	43085
071390 OTH DRIED LEGUMINOUS VEGETABLE	537548	3564508	73925	2475348
071410 MANIOC (CASSAVA)				10
071420 SWEET POTATOES	3862	3862		
071430 YAMS FRESH,CHILLED,FROZEN/DRIE		34		3
071440 TARO FRESH,CHILLED,FROZEN/DRIE		264		
071490 OTHER ROOTS AND TUBERS		7812	7873	66826
080111 DESICCATED, COCONUTS	60787	601094	35131	399145
080119 OTHER COCONUTS	32563	275345	27138	253286
080121 BRAZIL NUT IN SHELL				257
080131 CASHEW NUT IN SHELL		6001		1012
080132 CASHEW NUT SHELLED	2771	217755		112494
080211 ALMOND IN SHELL	53795	274554	2530	178688
080212 ALMOND,SHELLED (GIRI).	35961	459931	10701	258666
080221 HAZEL NUTS,IN SHELL				7
080222 HAZEL NUTS,SHELLED		189		184

Contd.

10.11 Imports by Economic Categories (Detail)

(In Thousand Rupees)

ITEMS	Apr-14	FROM JUL-2013	Apr-14	FROM JUL-2012
080231 WALNUTS IN SHELL(AKHROTE)	1271	2146		917
080232 WAL NUTS SHELLED(AKHROTE)		635		
080251 PISTACHIO IN SHELL	6529	119954		83032
080252 PISTACHIO SHELLED		14525		14722
080280 ARECA(BETAL NUTS)	837088	7062659	668765	5196250
080290 OTHER EDIBLE NUTS		3551		12433
080310 PLANTAINS,FRESH OR DRIED	2302	7064		8712
080390 OTHER BANANS FRESH OR DRIED	10197	10565	257	80965
080410 DATES	56732	217420	8201	167367
080420 FIGS	31	1628		762
080430 PINEAPPLES	293	5029	667	8523
080440 AVOCADOS				55
080450 GUAVAS,MANGOES,MANGOSTEN F/DRY	19	529		250
080510 ORANGES	1906	15324	3304	16541
080520 MANDARINS,CLEMENTIN ETC FR/DRY		889	676	2951
080540 GRAPEFRUIT,INCLUDING POMELOS	320	744		7
080550 LEMONS AND LIMES	106	915		81
080590 OTH CITRUS FRUITS FRESH/DRIED.				12
080610 GRAPES, FRESH	3455	2208303	1689	1520616
080620 GRAPES, DRIED	1814	21369		14662
080711 WATERMELONS		74661		205175
080719 OTHER MELONS		88708		38176
080720 PAPAWS;(PAPAYAS/PAPITA)		93		58
080810 APPLE, FRESH	71474	639088	72016	887966
080830 PEARS FRESH	3626	20780	364	39822
080910 APRICORTS;FRESH(KHUBANI)		287560		514619
080930 PEACHES,(INCLNECTR)ARROO FRESH				54
080940 PLUMS AND SLOES		73		64
081010 STRAWBERRIES,FRESH		70		116
081020 RASBERRY,BLACKBERRY,ETC FRESH				6
081040 CRANBERRIES,BILBERRIES FRESH				10
081050 KIWIFRUIT, FRESH	65	425	306	1102
081060 DURIANS FRESH				3
081090 OTHER FRESH FRUITS	3023	777455	3114	330855
081110 STRAWBERRIES,FROZEN		315		2726
081120 RASBERRY,BL.BERRY MULBERRY FRZ	189	2790		231
081190 OTHER FRUITS AND NUTS,FROZEN		58		927
081290 OTH FRUIT/NUTS PRESERVED PROVI		1168		
081310 APRICOTS DRIED	1513	6078	106	8620
081320 PRUNES DRIED	969	4714		11708
081330 APPLES DRIED		7498		2692
081340 OTHER DRIED FRUITS	124100	507297	74674	310132
081350 MIXTURE OF NUTS,DRIED FRUITS		1821	9	32329
081400 PEEL OF CITRUS FRUITS/MELONS	455	455		347
090111 COFFEE NOT ROAST,NOT DECAFEINE		134		167
090121 COFFEE,ROAST,NOT DECAFFEINATED	1778	9605	55	7617
090122 COFFEE ROASTED,DECAFFEINATED	70	214		3
090190 OTH COFFEE HUSKS/SKIN/COFE SUB	4948	23722	134	21025
090210 GREEN TEA PACK < 3 KG	8054	12755	529	8207
090220 OTHER GREEN TEA(NOT FERMENTED)	6752	529180	22799	534774
090230 BLACK TEA & PARTLY FERMENT TEA	5101	12867	196	9061
090240 OTH BLACK TEA,OTH PARTLY F.TEA	2525606	25139244	2587737	30637865
090300 MATE		141		475
090411 PEPPER,NEITHER CRUSH NOR GROND	247202	1056086	83357	809708
090412 PEPPER CRUSHED OR GROUND			239	10485
090421 FRUIT OF GENUS CAPSICUM DRIED	75852	80362		144652
090422 FRUIT OF GENUS CRUCHED/GROUND	11	3915		66028
090611 CINNAMON NOT CRUSHED OR GROUND	821	13184	2099	24221

Contd.

10.11 Imports by Economic Categories (Detail)

(In Thousand Rupees)

ITEMS	Apr-14	FROM JUL-2013	Apr-14	FROM JUL-2012
090619 OTHER CINNAMON	12184	247643	17893	199394
090620 CINNAMON & TREE FLOWER,CRUSHED		99		13
090710 CLOVES NEITHER CRUSHED/GROUND	43663	280110	15966	161489
090720 CLOVES CRUSHED & GROUND	466	5467	199	2767
090811 NUTMEG NEITHER CRUSHED/GROUND	9570	65602	4495	44120
090812 NUTMEG CRUSHED & GROUND		2074		
090821 MACE NEITHER CRUSHED/GROUND	7434	116363	2367	48264
090822 MACE CRUSHED OR GROUND				203
090831 CARDAMOMS NITHER CRUSHED/GRO	107862	706439	67701	750851
090832 CARDAMOMS CRUSHED & GROUND	359	4148		820
090921 SEEDS-CORIANDER NITHER CRU/GRO	15338	389195	15824	154028
090922 SEEDS-CORIANDER CRUSHED/GROUND	1039	12192		27266
090931 SEEDS OF CUMIN (WHITE ZEERA)	105559	498616	39693	255903
090932 SEEDS CUMIN.CRUSH/GRO(W.ZEERA)	2223	2247		2477
090961 CARAWAY,ANISE,FENL,JUNI.N-CR/G	5993	59195	14854	98946
090962 CARAWAY,ANISE,FENEL,JUNI.CR/GR	120	120		7194
091011 GINGER NEITHE CRUSHED/GROUND	310791	3818451	239223	2618955
091012 GINGER. CRUSHED OR GROUND		2303		
091020 SAFFRON, (ZAFRAN)				127
091030 TURMERIC (CURCUMA)	3677	24970	5615	56867
091091 MIXTU OF PROD H-09.04 TO 09.10	1146	1671		1682
091099 OTHER SPICES	1353	22761	2635	8401
100119 DURUM WHEAT		11323728		
100199 OTHER DURUM WHEAT & MESLIN		28279		
100210 RYE SEED				18
100310 BARLEY SEED				1228
100390 OTHER BARLEY	11547	104471	451	66135
100490 OTHER OATS		9421		149488
100510 SEED, MAIZE	172591	4580496	64363	3360363
100590 OTHER MAIZE (CORN)	2300	56175	2827	18572
100610 RICE IN HUSK (PADDY OR ROUGH)	722539	1640476	100408	2035122
100620 HUSKED (BROWN) RICE				468
100630 SEMI/WHOLLY MILLED RICE/POLIS	120	150960	4296	1483412
100640 BROKEN RICE	600	600		
100710 SEED GRAIN SORGHUM(JAWAR)		2198		9123
100790 OTHER GRAIN SORGHUM(JAWAR)		1194		
100810 BUCK WHEAT		103		7317
100821 MILLET (BAJRA)		27101	5060	70761
100829 OTHER MILLET (BAJRA)	12557	61770	2961	26123
100830 CANARY SEED	2589	19645		2925
100890 OTHER CEREALS		2949	1153	4332
110100 WHEAT OR MESLIN FLOUR	7626	240933	8927	1626205
110220 MAIZE (CORN) FLOUR		26		2416
110290 OTHER CEREAL FLOUR	67	4989	1388	2212
110311 GROATS AND MEAL OF WHEAT		68		246559
110313 GROATS&MEAL OF MAIZE (CORN)	157	20321		9441
110319 GROATS AND MEAL OF OTH CEREAL		45		48549
110412 ROLLED OR FLAKED, OATS.				116
110419 ROLLED/FLAKED GRAIN/OTH CEREAL	908	908		
110422 OTHER WORKED GRAIN OF OATS	3114	17962	63	12613
110423 OTH WORK GRAIN OF MAIZE (CORN)		525		195
110429 OTH WORK GRAIN OF OTH CEREALS		8259	89	6461
110510 FLOUR,MEAL&POWDER OF POTATOES	13240	276287	30979	255180
110520 FLAKE,GRANULE/PELLETS POTATOES		4984		13057
110620 FLOUR,MEAL POWDER OF SAGO/ROOT		24		82
110630 FLOUR,MEAL POWDER PRD CHAPT-8		1085		212
110720 MALT ROASTED		16576		
110811 WHEAT, STARCH				60

Contd.

10.11 Imports by Economic Categories (Detail)

(In Thousand Rupees)

ITEMS	Apr-14	FROM JUL-2013	Apr-14	FROM JUL-2012
121010 HOP CONES,NEITHER GROUND/POWDE				2265
121020 HOP CONES,GROUND POWDER PELLET		10151		
121120 GINSENG ROOTS		2930		5172
121229 OTHER SEAWEDS& OTHER ALGAE		5095		4072
121292 LOCUST BEANS (CAROB)				6
121299 OTHER FRUIT STONE&KERNELS/VEG		528	3507	12304
121300 CEREAL STRAW & HUSKS,IN PELLET	41654	326883	14537	108289
121410 LUCERNE (ALFALFA) MEAL&PELLETS		12026		10
121490 OTH SWEDES,MANGOLDS,FODDER,HEY		265		74
130120 GUM ARABIC	21286	107307	9042	70106
160231 OTH PREP/PRESV MEAT OF TURKEY				186
160232 OTH PREP/PRESV MEAT OF FOWLS	38571	347356	33829	192941
160239 OTH PREP/PRESV,MEAT OTH POLTRY	1200	91227	13	29807
160250 OTH PREP/PRES MEAT BOVIN ANIML	5938	22966	1266	20255
160290 OTH PREP MEA OFL,BLOOD ANIMAL				453
160300 EXTRACT/JUICE OF MEAT,FISH ETC				21
160411 SALMON,FISH,WHOLE/PIE NOT MICE		7		32
160413 SARDINE,BRISL/SPRAT W/P N-MINC		137		75
160414 TUNAS,SKIPJACK,BONITO,WHOLE/PC	146	1094	50	1450
160415 MACKERAL,WHOLE/DIECE NOT MINCE			2	5
160416 ANCHOVIES,WHOLE/PIECE NOT MINC				4
160419 OTH FISH,WHOLE/PIECE NOT MINCE	2082	22676	1948	14701
160420 OTH FISH PREPARED PRESERVED	1581	14808	608	9180
160432 CAVIAR SUBSTITUTES				18
160510 CRAB,PREPARED OR PRESERVED.	60	347	72	453
160529 OTH SHRIMPS&PRAWN PREPARED/PRE	20	78	19	19
160551 OYSTERS PREPARED OR PRESERVED				83
160553 MUSSELS PREPARED OR PRESERVED				52807
160569 OTH AQUATIC INVERTEBRATES.P/PR		85		
170112 BEET SUGAR RAW NOT CONT FLAVOR	49	110		1285
170113 GUR (JAGGERY)N-CON FLAVOUR/COL		74		31
170191 O.CANE/BEET SUGAR CON.FLAV/COL		3933		6777
170199 OTH CANE/BEET SUGAR PURE SUC	26251	529156	45699	390740
170211 LACTOSE & LACTOSE SYRUP WT 99%	62629	798305	57524	918812
170219 OTH,LACTOSE AND LACTOSE SYRUP		26767	2910	7664
170220 MAPLE SUGAR AND MAPLE SYRUP		357		
170230 GLUS SYP,DRY STAT FRVCT <20%	69621	411656	51259	322897
170240 GLUCOSE/GLUCOSE SYRUP<20% FRUC		866		100
170250 CHEMICALLY PURE FRUCTOSE		213	106	513
170260 OTH FRUCTOS SYP,50% WT OF FRAC				467
170290 OTH SUGAR INCL INVERT SUGAR	88377	514781	21722	287594
170310 CANE MOLASSES		290		
170390 OTH MOLASSES,FROM REFINING SUG	27	27		
170410 CHEWING GUM,WH/NOT SUGA COATED	5834	57895	12886	59055
170490 OTH SUGAR CONFECT NOT CON COCA	49215	431250	33983	349259
180100 COCOA BEANS,WHOLE,BROKEN,ROAST		6		
180310 COCOA PASTE,NOT DEFATTED(LICOR		154623	23457	116868
180400 COCOA,BUTTER,FAT AND OIL	88103	387397	17969	201983
180500 COCOA POWDER,NOT CON ADDED SUG	56818	1016824	64555	679575
180610 COCOA POWDER,CON ADDED SUGAR	1083	1787	27	392
180620 OTH PREPA WT2KG,PAS,BLOCK SLAB	29726	348007	89682	534996
180631 OTH FOOD PREP COCOA BARS FILD	22915	243164	5079	149608
180632 OTH FOOD PREP COC BAR NOT FILD	4285	9570		1495
180690 OTH,FOOD PREP CONT COCOA LIQUD	15268	144182	8528	132710
190110 FOOD PREP FOR INFANT USE	770463	4994454	441063	3683027
190120 MIXES&DOUGHS FOR PREP BAKER	15270	78395	1231	28282
190190 OTH FOOD PREP OF FLOUR,MEAL	210940	1564479	82244	1073034
190211 UNCOOK PASTA,NUT STUFD CON EGG	91	741	50	405

Contd.

10.11 Imports by Economic Categories (Detail)

(In Thousand Rupees)

ITEMS	Apr-14	FROM JUL-2013	Apr-14	FROM JUL-2012
190219 OTHER,UNCOOKED PASTA.	1844	14053	281	11085
190220 STUFFED PASTA,WHETH/NOT COOKED		12		362
190230 OTHER PASTA	373	13530	786	11030
190240 COUSCOUS WHETER OR NOT PREPARE	62	108	6	21
190300 TAPIOCA&SUBSTI PRE FRM STARCH	1246	48275	2488	33126
190410 PREP FOOD,SWLL/ROAS OF CEREALS	29713	191780	31047	212020
190420 PREP FOOD UNROAST CEREAL FLAKE	16	13884	3390	13146
190430 BULGUR WHEAT		11	24	27
190490 OTH PREP FOOD OBTAIN BY CEREAL	9683	104832	9855	64932
190510 CRISPBREAD AND BUNS	628	1132		4
190520 GINGER BREAD AND THE LIKE.				50
190531 SWEET BISCUITS	4862	57791	2058	21436
190532 WAFFELS AND WAFERS	12767	87193	4435	89352
190540 RUSK,TOASTED BREAD & PRODUCTS	324	41860	6447	48072
190590 OTHER BAKERY PRODUCTS	21009	189723	10578	117246
200110 CUCUMBER,GHERKINS PREP/PRESERV		1720		95
200190 OTH VEG FRUIT,NUT,PRES VIN/ACE	818	14631	1028	6516
200210 TOMATOES,WHOLE/PIECE,PREP/PRSV	260	1304		404
200290 OTH,TOMATO/PRE/PRS O/TH VINGER	47504	398384	22256	147614
200310 MUSHROOM,PREP/PRSV O/TH VINHER	8627	30048	2123	17400
200390 OTH MUSHROOM&TRUFFLE PREPARED	4197	7664	937	3078
200410 POTATO,PREP/PRSV,O/TH VINGERS	46077	474016	34483	200313
200490 OTH VEG MIX/VEG PREP O/TH VING	15884	165236	15745	119031
200510 HOMOGENIZED VEGETABLES	80	169		218
200520 POTATO PREP O/TH VING NOT FROZ	333	16405	2160	14271
200540 PEAS PREP O/TH VINGER NOT FROZ	880	3806	31	1841
200551 BEAN SHEL D PREP O/TH VING N/FZ	64	469	15	658
200559 OTH BEAN PREP O/TH VING NOT FZ	1387	18578	474	12386
200560 ASPARAGUS,PREP O/TH VING N-FZ	8	224	18	103
200570 OLIVES PREP O/TH VING NOT FROZ	15775	80000	4487	43644
200580 SWEET CORN,PREP/PRESV NOT FROZ	2052	30172	2688	22794
200591 OTH VEGETABLES& MIXTURE OF VEG	48	763		592
200599 OTH VEGE PREPARED OR PRESERVED	1204	14629	3030	18061
200600 VEG,FRUIT,NUTS,PEEL PRE BY SUG	225	1181	105	560
200710 HOMOGENENISED PREPARATIONS	184	1056	138	1297
200791 OTH,CITRUS FRUIT COOKED PREP		129		24
200799 OTH JAM,FRUIT,JELLY,MARMALADE	783	42786	940	25593
200811 GROUND NUTS,PREP/PRESERVED	117	3139	1676	5172
200819 OTH NUTS/SEED INCL MIXTURES	1054	18667	61	6875
200820 PINEAPPLES,PREPARED/PRESERVED	25859	243084	35561	294603
200830 CITRUS FRUIT,PREPARE/PRESERVED		65097	14634	60713
200840 PEARS,PREPARED OR PRESERVED	954	10752	997	15368
200850 APRICOTS,PREPARED OR PRESERVED		49	23	162
200860 CHERRIES,PREPARED OR PRESERVED	53	11132	736	7035
200870 PEACHES,PRPARED OR PRESERVED	25453	134508	13605	93754
200880 STRAWBERRIES,PREPARE/PRESERVED	698	7738		6642
200893 CRANBERRIES			5	12
200897 MIXTURES OF FRUITS,NUTS&PLANTS	41353	234502	10313	165746
200899 OTH FRUITS,NUT/EDIBLE PLANTS	2198	30098	3159	25722
200911 ORANGE JUICE,FROZEN		12288	29024	56174
200912 ORANGE JUICE,NOT FROZEN			62	333
200919 OTHER ORANG JUICE	95863	521454	47161	232366
200921 GRAPEFRUIT JUICE,BRIX VAL=20		40		
200929 OTHER GRAPE FRUIT,JUICE		496		2056
200931 JUICE OF ANY SINGL CITRUS FRUT	66	617		227
200939 OTH JUICE OF ANY CITRUS FRUIT		6585	5037	6204
200941 PINEAPPLE JUICE ,BRIX VAL=20	197	197	25	25
200949 OTHER PINEAPPLE JUICE	12198	45662	457	3984

Contd.

10.11 Imports by Economic Categories (Detail)

(In Thousand Rupees)

ITEMS	Apr-14	FROM JUL-2013	Apr-14	FROM JUL-2012
200950 TOMATO JUICE		74		2
200969 OTHER GRAPE JUICE	28593	392096	47208	259319
200979 OTHER APPLE JUICE	53148	334714	60455	362651
200981 CRANBERRY JUICE		66		
200989 OTHER JUICE OF FRUIT/VEGETABLE	18554	94067	28000	162336
200990 MIXTURES OF JUICES	2323	42250	5377	38029
210111 EXTRACT,ESSENCE/CONC COFEE/PRE	13613	301503	2824	72247
210112 PREP WITH A BASIS OF EXTRA/COF		10524	1179	5095
210120 EXTRACT,ESSENCE ETC OF TEA MATE	1060	6130		4189
210130 ROASTED CHICORY/OTH COFEE/SUB				226
210210 ACTIVE YEASTS	47187	429833	16867	306923
210220 INACTIVE YEASTS,OTH SINGL CELL		6698		12682
210230 PREPARED BAKING POWDERS	3484	15256	5	14750
210310 SOYA SAUCE	11059	130755	6114	90028
210320 TOMATO KETCHUP/OTH TOMATOSAUC	9248	57059	2112	26260
210330 MUSTARD FLOUR/MEAL/PREP MUSTAR	2411	11018	1076	5723
210390 OTH SAUCES PREP/MIX SEASONING	16549	143790	11859	98194
210410 SOUPS/BROTHS & PREP THEREOF	755	1275	69	511
210420 HOMOGENISE COMPOSITE FOOD PREP	2	80	13	228
210500 ICE CREAM,OTH EDIBLE ICE	1023	28116	429	15963
210610 PROTEIN CONCENTRATE/TEXT PROTN	361	29208	291	38584
210690 OTH FLAVOURING POWDER/CONCT	565375	4124440	392676	2699620
220110 MINERAL WATERS/AERATED WATERS	3731	11826	555	8365
220190 OTH,NATURAL/ARTIFICIAL WATERS	395	2301	392	3786
220210 WATER,MINERAL/AERATED WATER	28425	297021	31329	323571
220290 OTH WATER/OTH NON ALCOLIC BEVG	14031	79700	12438	82523
220300 BEER MADE FROM MALT	3574	30621	5791	49677
220410 SPARKLING WINE	5616	27584	1126	59798
220421 OTH WINE OF FRESH GRAPES<2LT		421		587
220429 OTH WINE OF FRESH GRAPES>2LT	165	5471	908	1253
220430 OTH GRAPE MUST INFERMENATION		116		
220600 OTH FERMENTED BEVERAGES/MXTURE				17075
220820 SPIRIT OBT BY DISTIL GRAPEWINE	2850	11585	1642	14054
220830 WHISKIES	6154	38139	4966	68010
220840 RUM&OTH SPIRITS DISTILL SUGAR		226		1381
220850 GIN AND GENEVA	291	3531	96	3363
220860 VODKA	739	3554	645	14331
220870 LIQUEURS AND CORDIALS	332	2262	678	11488
220890 OTH SPIRIT/SPIRITOUS BEVERAGES	476	19954	130	41358
220900 VINEGAR&SUBSTITUTE,ACTIC ACID	1524	7427	1154	5471
230110 FLOURS,MEALS,PELLETS,OF MEAT				271
230120 FLOURS,MEALS,PELLETS,OF FISH	3501	11801		20
230210 BRAN SHARP & RESIDUES OF MAIZE				96
230230 BRAN SHARP & RESIDUES OF WHEAT	402	402		
230240 BRAN SHARP RESIDUE OF OTH CERL		112		
230310 RESID.STARCH MANUF&SIM RESIDUE		97		1223
230400 OIL-CAKE/OTH S/RESID SOYABEAN	3831819	30615834	3199521	27493302
230610 OIL-CAKE/OTH RES.COTTON SEED				3738
230630 OIL CAKE/OTH SUNFLOWER SEEDS	4177	74658		22578
230641 OIL CAKE/OTH RESID COLZA SEEDS	246118	1165130		
230649 OIL CAKE/OTH RESID RAPE SEEDS	34477	242288		511974
230650 OIL CAKE/OTH RESIDUES,COCONUT				151145
230660 OIL CAKE/OTH RESIDUE,PALM NUTS	63478	491916	61846	579977
230690 OIL CAKE/OTH SOLID RESIDUE,VEG		719	32	143
230800 VEG MATL & VEG WASTE,VEG RESID				988
230910 DOG/CAT FOOD,PUPUP RETAILSAL	9548	51301	4844	34333
230990 OTH,PREP USED IN ANIMAL FOOD	342101	2963170	315893	2368468
240110 TOBACCO,NOT STEMMED/STRIPPED		29551	23	1102

Contd.

10.11 Imports by Economic Categories (Detail)

(In Thousand Rupees)

ITEMS	Apr-14	FROM JUL-2013	Apr-14	FROM JUL-2012
240210 CIGAR,CHEROOTS CONTAIN TOBACCO		2166		1597
240220 CIGARETTES CONTAINING TOBACCO	14281	258234	12873	138718
240290 CIGAR,CHEROOTS/TOBACCO SUBST	194	1628	38	1037
240311 WATER PIPE TOBACCO				132
240319 OTHER SMOKING TOBACCO		404	9734	22749
240391 HOMOGENISE/RECONSTITUTE TOBACO		12076		6976
240399 OTH MANUFACTURED TOBACCO/EXTR	5493	25177	586	8035
271012 LIGHT OILS AND PREPARATIONS	22885314	193273488	12423248	139721752
271019 KEROSENE,INCL KER.TY. JET FUEL	1595340	6746493	619017	9279901
293500 SULPHONAMIDES	129577	1399652	102006	1204254
293621 VITAMIN A ITS DERIVATIVE UNMIX	28832	207944	28635	184097
293622 VITAMIN B1/ITS DERIV UNMIXED	18783	149642	11471	174250
293623 VITAMIN B2/ITS DERIV UNMIXED	25937	148141	23680	131951
293624 D-,DL-PANTOTHENIC ACID(VITB3B5	39033	194037	12910	178925
293625 VITAMIN B6/ITS DERIV UNMIXED	28860	243676	11768	222903
293626 VITAMIN B12/ITS DERIV UNMIXED	36920	279035	26295	230640
293627 VITAMIN C/ITS DERIVATIVE UNMIX	31037	298202	61346	342670
293628 VITAMIN D/ITS DERIVATIVE UNMIX	83555	539346	105512	642520
293629 OTH VITAMIN/ITS DERIV UNMIXED	115628	573901	52926	420821
293690 OTH INTER-MIXTURE PROVITAMINS	8510	153484	42441	215601
293711 SOMATOTROPIN ITS DERIVATIVES			4	4
293712 INSULINE AND ITS SALTS		124819		102561
293719 OTHER POLYPEPTIDE HARMONES	13461	80568	7022	84183
293721 CORTISONE/HYDRO/PREDNISONE ETC	65987	412082	33093	254825
293722 HALOGENATE DERIV ADERNAL HORMN	59251	710423	108490	689823
293723 OESTROGENS AND PROGESTOGENS	68300	491154	37164	296710
293729 OTH,STEROIDAL HARMONES,DERIVAT	43736	239907	27268	256832
293750 PROSTAGLANDINS,THROMBOXANES&DR	3897	74593	3301	70170
293790 OTH HORMONES/ITS DERIVATIVES	27552	449603	10299	488841
293810 RUTOSIDE(RUTIN)/ITS DERIVATIVE		1568		1620
293890 OTHER, GLYCOSIDES	7701	92782	1266	80921
293911 CONCENTRATES OF POPPY STRAW		150059		94282
293919 OTH ALKALOIDS OF OPIUM/DERVATI	23685	122052	4164	60281
293920 ALKALOID CINCHONA/DRV SALT		1655		2223
293930 CAFFEINE AND ITS SALTS	49048	266963	61310	266458
293949 OTHER,EPHEDRINE AND ITS SALTS		113198		160471
293959 OTH THEOPHYLLINE/AMINOPHLLINE	8088	168970	7426	138453
293969 OTH ALKALOID OF RYE ERGOT/SALT	3904	69399		176823
293991 COCAINE ECGONINE,SALTS,ESTERS		1820		1405
294000 SUGARD O/T SUCROSE/LACTOSE ETC	21092	286734	40902	361037
294110 PENICILLINE/DERV/ACID/SALT ETC	15618	210136	10846	108768
294120 STREPTROMYCIN/DERIV/SALT THROF	10740	95996	3838	64499
294130 TETRACYCLINE/DERIV/SALT THROF	74747	453621	45673	358432
294140 CHLORAMPHENICAL/DERIV/SALT	10922	96066	6018	100893
294150 ERYTHROMYCIN/DERIV/SALT THROF	114792	1336547	106483	1162490
294200 OTHER ORGANIC COMPOUNDS.	4090	37822	1223	15930
300190 OTH GLAND ORGAN,EXTRACT,HAPRIN		476		2963
300210 ANTISERA/OTH BLOOD FRAC MODIFY	12419	105803	18112	74671
300220 VACCINES FOR HUMAN MEDICINE	2640502	21639842	3378935	23736671
300230 VACCINE VETERINARY MEDICINE	205207	2068819	308462	2048705
300290 OTH HUMAN/ANIMAL BLOOD,THERAPC	45186	597549	47086	384874
300310 MEDICAMENT PENICILLIN DERV/ACID		1522		4227
300320 MEDICAMENT OTH ANTIBIOTICS	11747	109431	5228	86237
300339 OTH,MEDICEMENT HARMONE ANTIBTC	50487	447312	19718	460163
300340 ALKALOID DERV NOT CONT HARMONE				17517
300390 OTH MEDICEMENT NES-NOT-R-SALE	76368	629271	4311	455689
300410 MEDICAMENT,PENICILLIN DERV/ACID	8530	226908	16972	169782
300420 MEDICAMENT OTH ANTIBIOTICS	254781	2166267	166410	1975943

Contd.

10.11 Imports by Economic Categories (Detail)

(In Thousand Rupees)

ITEMS	Apr-14	FROM JUL-2013	Apr-14	FROM JUL-2012
300431 MEDICAMENT INSULIN NOT ANTIBTC	149175	1510332	260689	1430768
300432 MEDICIMENT ADERN CORTC HARMONE	44304	216779		243825
300439 OTH MEDICIMENTHARMONE NOT ANT	295422	1572331	240395	1632401
300440 MEDICAMENT ALKALOID DERV ANTI	92080	276487		83138
300450 OTH MEDICAMENT VITAMIN/OTH PRO	117589	854794	34059	499242
300490 OTH MEDICAMENT THERAPEUTIC USE	3441537	22080583	2170546	16984384
300510 SURGICAL TAP IN JAMBO ROLLS	32808	273489	20100	222822
300590 OTH WADDING,GAUZE,BANDAGE ARTI	10641	610523	13977	149336
300610 STERILE SURGICAL CATGUT, ETC	81046	597488	55084	535633
300620 BLOOD-GROUPING REAGENTS	1868	4879	216	1835
300630 OPACIFY X-RAY EXAM DIAGNOSTIC	648	19830	2659	19222
300640 DENTAL CEMENT/DENTAL FILLING	19692	109702	8624	75562
300650 FIRST AID BOXES AND KITS.	524	2279	74	236479
300660 CHEMICAL CONTRACEPTIVE HORMONE		346860		382502
300670 GEL PREP HUMAN/VETERINARY USE	2173	9927	354	6041
300691 APPL IDENTIFIABLE, OSTOMY USE	75	25016		31667
321519 PRINTING INK EXCL. BLACK	80953	1073724	86770	831365
321590 OTH WRITING/DRAWING/OTH INK	20355	200803	15021	191261
330112 ESSENTIAL OIL OF ORANGE	11625	78086	4459	78633
330113 ESSENTIAL OIL OF LEMON	5768	41206	938	34865
330119 OTH ESSENTIAL OIL/CITRUS FRUIT	26104	212011	16213	356290
330124 ESSENTIAL OIL OF PEPRAMINT		17736		16732
330125 ESSENTIAL OIL OF OTHER MINTS		6020		1557
330129 OTH ESSENTIAL OIL O/T CIT FRUT	11255	84734	9829	76308
330130 RESINOIDS	92	839	2	234
330190 OTH,CONCENTRATE ESSENT OIL NS	5597	95198	6803	61302
330210 MIXTURE ODORIFEROUS SUBS&MIXT	328535	2008796	291868	1911654
330290 OTH,MIXTURE,ODORIFEROUS SUBST	270758	2903708	293013	2503706
330300 PERFUMES AND TOILET WATERS	74317	545242	9912	714499
330410 LIP MAKE-UP PREPARATIONS	9442	79310	2942	48056
330420 EYE MAKE-UP PREPARATIONS	13092	106298	5949	78217
330430 MANICURE/PEDICURE PREPARATIONS	4547	38039	2059	27582
330491 POWDER WHETHER/NOT COMPRESSED	31650	224422	11150	136350
330499 OTH,BEAUTY/MAKE-UP PREPARATION	97035	858793	53918	623001
330510 SHAMPOOS	187169	2227609	49669	1478338
330520 PREP PERMANENT WAVING/STRAIGHT	4258	42203	3299	22848
330530 HAIR LACQUERS	264	3575	1820	6110
330590 OTH PREP USE ON HAIR	46020	483716	50086	437431
330610 DENTIFRICES	28277	180769	10702	113747
330620 YARN,CLEAN TEETH(DENTAL FLOSS)	55	562		130
330690 OTH,PREP ORAL/DENTAL HYGIENE	355	3036	189	14255
330710 PRE/AFTER SHAVE PREPARATION	13795	114702	1643	53368
330720 PERSONEL DEDORANT&ANTIP RSPRNT	51845	271950	34774	193968
330730 PERFUMED BATH SALT/OTH PREP		5478	11	7781
330741 AGARBATTI/OTH ODORIFEROUS PREP	111	724		57
330749 OTH PREP PERFUMING ROOM/RELIGS	19576	121243	6588	107823
330790 OTH,DEPILATORY/PERFUM ETCPREP	3072	39793	1979	16386
340111 SOAP&ORGANIC SURFAC-ACTIV PROD	182330	963007	66534	838016
340119 OTH,SOAP ORG-SURFAC-ACT PROD	16912	199148	14697	142746
340120 SOAP IN OTHER FORMS	93469	585092	44742	367093
340130 ORGANIC SURFACE ACTIVE PRODUCT	30631	283057	19439	146144
340211 ORGANIC SURFACE-ACTIVE AGENT	136406	2667180	171269	1997851
340212 ORGANIC SURFACE ACTIVE CATIONC	25127	293724	7421	350048
340213 ORG SURFACE ACTIVE NON-IONIC	327510	2561258	204299	1911378
340219 OTH ORG SURFACE ACTIVE AGENT	21539	239103	12053	129550
340220 ORG SURF PREP PUTUP FOR R-SALE	36814	160643	5754	173396
340490 OTH, ART/PREP WAXES	76577	905183	92611	741851
340510 PO/CREAM FOR FOOTWEAR/LEATHER	24790	83417	5344	59170

Contd.

10.11 Imports by Economic Categories (Detail)

(In Thousand Rupees)

ITEMS	Apr-14	FROM JUL-2013	Apr-14	FROM JUL-2012
340520 POL/CREAM/PREP, WOOD FURNITURE	127	17767	130	109127
340530 POL/CREAM/PREP, COACHWORK/METAL	2591	14781	411	9972
340540 SCOURING/PASTE/POWDER/OTH PREP	141	1966	329	1558
340590 OTH POL/CREAM/PREP, F-WEAR/LETH	14293	150378	10805	106648
350190 OTH CASEINATE DERIV CASEN GLUE	7173	36094	6068	63428
350211 EGG ALBUMIN DRIED		13824		25529
360300 SAFETY FUSES DETONATING FUSES	72073	243328	32654	189643
360410 FIREWORKS				7
360490 OTHER, PYROTECHNIC ARTICLES				225
360500 MATCHES O/T PYROTECHNIC				1209
360610 LIQUID/LIQUEFIE GAS FUEL	70	6190	86	2481
391740 FITING FOR TUBE ETC OF PLASTIC	38780	283535	53115	310064
391810 FLOOR COVERING OF POLYMERS V-C	27226	157081	3149	90371
392190 OTH PLATE, SHEET ETC OF PLASTIC	133819	1193344	113281	1011697
392210 BATH, SHOWER WASH BASIN OF PLAS	1493	24358	266	19782
392220 LAVATORY SEAT/COVER OF PLASTIC	791	12990	627	4864
392290 OTH FLASH/SIM SANITARY PLASTIC	5336	26734	5096	17975
392310 BOXES, CASES, CRATES PLASTIC	77591	577773	52282	560122
392321 SACK&BAG OF POLYMER OF ETHYL	41796	472652	25740	152424
392329 SACKS & BAG OF OTHER PLASTICS	73334	719255	82288	609475
392330 CARBOYS, BOTTLES, FLASKS ETC	48873	359520	41913	317944
392340 SPOOLS, COPES, BOBINS ETC PLASTC	35803	320543	25817	247279
392350 STOPPERS, LIDS, CAPS ETC OF PLAS	110622	842209	101594	686764
392390 OTH ARTICLES FOR CONVEYANCE NS	53871	427132	55561	349877
392410 TABLEWARE KITCHENWARE OF PLAST	17569	156683	4537	47107
392490 OTH, HOUSEHOLD/TOILET ARTICLES	18975	165585	6403	105294
392510 RESERVOIRS, TANKS, VATS>300 LTRS	1086	61559		3229
392520 DOOR, WINDOWS FRAME&H-HOLD PLAS	3664	12801		7999
392530 SHUTTERS, BLINDS&PARTS OF PLAST	334	6136	1189	6140
392590 OTH, BUILDER-WARE OF PLASTIC, NS	65445	334516	13214	164752
392610 OFFICE/SCHOOL SUPPLY PLASTIC	3113	41428	1559	19482
392620 ARTICLE OF APPAR CLOTHING PLAS	22529	207401	15130	146600
392630 FITTING FOR FURNITUR/COACH PLA	1462	6407	249	4641
392640 ORANMENTAL ARTICLES OF PLASTIC	21400	194187	8081	156353
400942 TUBE, PIPERUB WITH OTH. METL. FIT	1198	60954	3000	79816
401011 CONVEYOR BELTS WITH METALS	12172	28772	5861	50192
401012 CONVEYOR BELTS WITH TEX-METACS	14830	389192	8266	125476
401019 OTH CONVEYON BELT OR BELTING	31326	316721	32225	275027
401031 TRANSMISSION BELTS 60-180 CM	16123	215455	19634	183489
401032 TRANSMISSION OTH BELT 60-180 CM	21950	155079	15563	178245
401033 TRANSMISSION BELT 180-240 CM	786	5793	1941	12478
401034 TRANSMISSION BELT OTH 180-240CM	241	9292	2864	10620
401035 TRANSMISSION SYN. BELT 60-150CM	2499	11667	688	13486
401036 TRANSMISSION SYN. BELT 150-198CM	13	8347		5371
401390 OTHER INNER TUBES, OF RUBBER	3740	76380	1360	70182
401410 SHEATH CONTRACEPTIVES	68895	1065068	64346	911119
401490 OTH HYG/PHARMACEUTICAL ARTL	2609	13860	2905	24302
401511 GLOVES, RUBBER, SURGICAL	17382	296472	57620	313301
401519 OTHER GLOVES, RUBBER	25560	152457	9458	92800
401590 OTH ARTI APPRL/CLOTH ALL PURPS	5970	101437	3497	77782
401610 ARTICLES OF UNHARD CEL VUL RUB	13803	107034	16572	116878
401691 FLOOR COVERING & MATS, RUBBER	601	20183	467	4688
401692 ERASERS, RUBBER	22372	301647	18027	198427
401693 GASKETS, WASHERS, SEALS, OF RUBB	130588	1381831	134867	1346658
401694 BOAT/DOCK FENDERS, OF RUBBERS	1110	154971		188470
401695 OTH INFLATABLE ARTICLE OF RUBB	848	11828	682	10120
401699 OTH ARTICAL UNHARD VUL RUBBER	181024	1715619	126918	1340762
420100 SADDLERY&HARNESS FOR ANIMALS	97	330	167	404

Contd.

10.11 Imports by Economic Categories (Detail)

(In Thousand Rupees)

ITEMS	Apr-14	FROM JUL-2013	Apr-14	FROM JUL-2012
420211 TRUNKS,SUITCASE,VANITY-CASES	2207	28293	1717	31517
420212 TRUNK,SUITCA,SATC ETC PLAS/TEX	45351	508941	36163	378646
420219 OTH TRUNK,SUITCASE,VANITY-CASE	1839	27238	1668	43998
420221 HANDBAG,COMP/PATENT LEATHER	100	287157	14892	129918
420222 HANDBAGS,PLASTIC/TAXT MATERIAL	14054	102876	11782	84289
420229 OTH HANDBAGS,WITHOUT HANDLES	21073	213281	13888	178350
420231 ARTI.CARIED.IN POCKET. LEA/COM	3064	21715	564	7915
420232 ARTIC CARRIED IN POCK TAXT MATE	284	3710	514	4935
420239 OTH,ARTI CRRIED IN HAND/POCKET	3971	28612	948	20854
420291 OTH CONTAINER O/S OF LEA/COMPS	5	9543	143	720
420292 OTH CONTAINER O/S PLAS/TEXTILE	21777	32460	4895	31153
420299 OTH CASES VULCANISED FIB/PBOA	1854	15019	2090	28184
420310 ARTICLES OF APPAREL	10267	50562	6	92275
420321 GLOVES,MITTENS & MITTS SPORTS	155	1431		5843
420329 OTH LEATHER GLOVES	3179	58571		38537
420330 BELTS AND BANDOLIERS	1497	246699	19816	264144
420500 OTH ART LEA/COMP LEA TECHNICAL	734	26995	1779	26282
430310 ARTI APPAR CLOTH ACCE FURSKIN		3230	656	891
430390 OTHER, ARTICLES OF FURSKINS		120		27
430400 ARTICLE OF FUR&ARTICLE THEREOF	5606	27728	236	19608
440131 WOOD PELLETS	2414	2414		25
440139 SAW DUST & WOOD WASTE & SCRAP	195	5624	835	4970
440210 WOOD CHARCOAL OF BAMBOO NOT AG		582		724
441300 DENSIFIED WOOD,BLOCK,PLATE,ETC	3815	21193	1506	39444
441600 CASK,BARREL,VAT,TUB&OTH PRODC		34848		33
441890 OTH BUILDERS JOINERY/CARP WOOD	28251	213705	22525	135779
441900 TABLEWARE&KITCHENWARE OF WOOD	3796	21787	1453	20097
442010 STATUETTES/OTH ORNAMENT WOOD		1372	40	2303
442090 OTH WOOD MARQUETRY&INLAID WOOD	7064	31841	1047	42229
442110 CLOTHES HANGERS OF WOOD	1804	11774	730	6280
450490 OTH, ARTICLES AGLOMERATED CORK	148	149		387
460121 MATS,MATTING&SCREEN OF BAMBOO	1939	7825	1040	3084
460122 MATS,MATTING&SCREEN OF RATTAN		4		
460129 OTH MATS,MATTING&SCREN VEG MAT		154		241
460192 OTH MATTING&SCREEN OF BAMBOO		444		
460199 OTH PLATING MATERIAL N.E.S	408	2155	196	940
460211 BASKETWORK&OTH ARTICL OF BAMBO	122	2029	19	5659
460212 BASKETWORK&OTH ARTIC OF RATTAN		4		50
460219 BASKETWORK&OTH ART OF VEG MATE	42	1180	203	1529
481200 FILTER BLOCK,SLAB OF PAPERPULP		2634		2592
481310 CIGRETTE PAPER IN BOOKLET/TUBE		2472	120	392
481490 OTHER WALLPAPER & COVERINGS.	71	2687	31	4030
481620 SELF-COPY PAPER				685
481690 OTHER COYING PAPER, C/T SIZE.	392	6435	978	11733
481710 ENVELOPES	1871	14925	526	6562
481720 LETTER CARDS, PLAIN POSTCARDS		233		446
481730 BOXES,POUCHES,PAPER STATIONERY	1057	8801	570	4769
481810 TOILET PAPER	3398	82651	3518	35059
481820 HANDKERCHIEFS, TISSUES&TOWELS	4494	55486	9871	63901
481830 TABLE CLOTHS & SERVIETTES	372	3269		1306
481850 ARTICLES OF APPAREL&CLOTHING	173	1795	173	7442
481890 OTH ARTI LINEN,P&P GARMET/ASSE	3363	63681	4621	29177
481910 CARTON,BOXE&CASES CORR PAPE	33371	937559	30309	693039
481920 FOLD/CARTO/BOXE&CASE, NON-CURRU	16405	176808	17302	113141
481930 SACKS&BAGS WITH BASE 40CM/MORE	67	15952		7311
481940 OTH SACKS&BAGS,INCLUDING CONES	4804	111499	7257	90324
481950 OTH PACKING CONTAINERS/RE-SLEE	3695	75685	14120	172726
481960 BOX FILES,LETTER TRAYS,BOX,OFF	3304	29757	3512	33850

Contd.

10.11 Imports by Economic Categories (Detail)

(In Thousand Rupees)

ITEMS	Apr-14	FROM JUL-2013	Apr-14	FROM JUL-2012
482010 REGISTERS,LETTER PADS,DIARIES	7983	38689	3710	32312
482020 EXERCISE BOOKS	910	17798	4820	94623
482030 BINDERS,FOLDERS&FILE COVERS	2978	10543	381	7052
482040 MANIFOLD BUSINESS FORMS/CARBON	59	1736	690	7074
482050 ALBUMS FOR SAMPLES/COLLECTIONS	597	6346	147	4455
482090 OTH BOOK COVER,BLOTING PAD,NES	1573	18390	656	15747
482110 P&P.BOARD LABLES PRINTED ALL=K	56268	458642	38243	336912
482190 OTH,P&P/BOARD LABLES NOT PRINT	188484	1395518	158834	1420430
482210 BOBBINS, SPOOLS, CAPS , PULP.	1655	15309	1612	16867
482290 OTHER,BOBINS,SPOOL,CAPS ETC.PA	5263	64363	8924	49856
482320 FILTER PAPER AND PAPERBOARD	7300	114796	14856	107471
482340 ROLLS,SHEETS AND DIALS,PRINTED	238	4932	1153	8524
482361 TRAY,DISHES,PLATES,CUP,P&BORD		60		
482369 OTH TRAY,DISH,PLATE,CUP,P&BORD	10336	73487	4286	37604
482370 MOULDED/PRESSED ARTICL P-PULP	3299	23085	4367	22715
482390 OTH,ARTICLES OF PAPER PULP,CEL	19714	193182	12153	156909
490110 PRINTED BOOKS IN SINGLE SHEETS	1409	19744	1247	31466
490191 DICTIONARIES AND ENCYCLOPAEDIA	1917	76180	10346	118617
490199 OTHER,PRINTED BOOKS/BROCHURES	198071	2035329	136227	1770856
490210 NEWSPAPERS,JOURNAL 4-TIME/WEEK	1383	2353	1324	8927
490290 OTHER NEWSPAPER,JOURNALS PERIO	5517	66822	8615	64934
490300 CHILDREN DRAWING/COLOUR BOOKS	579	330797	47545	278333
490400 MUSIC, PRINTED IN MANUSCRIPT.				51
490510 GLOBES	52	173	18	1312
490591 OTH PRNTD MATER BOOK FORM/ATLS		1	596	637
490599 OTH MAPS AND HYDROGRAPHIC/W-PA	188	1747	180	17157
490600 PLANS/DRAWINGS FOR ARCHITECTS	38272	570151	7211	80981
490700 BANKNOTE,CHEQUE,STAMP,BOND ETC	8847814	56649525	12907512	38522655
490810 TRANSFERS ,VITRIFIABLE.	508	9136	938	10461
490890 OTH,TRANSFERS(DECALCOMANIAS)	17890	101756	7429	78581
490900 PRINTED/ILLUSTRATED POSTCARDS	3818	45675	4833	48706
491000 CALENDAR OF ANY KIND PRINTED.	135	19865	157	19064
491110 TRADE ADVERTISING MATERIAL.	23922	181100	9814	109728
491191 PICTURES,DESIGNS&PHOTOGRAPHS	660	6094	290	13187
500600 SILK YARN/ YARN SPUN WASTE NRS		1879		155
500710 FABRICS OF NOIL SILK		2047		25531
500720 OTH FAB CON>80% WT OF SILK	90474	628326	47696	739162
511111 WOVEN FABRICS CARDED WOOL,85%		44596		19340
511119 OTH WOVEN FABRICS CARDED WOOL	614	22091	579	5342
511120 OTH MIXED MAN-MADE FILAMENTS	100	397		1085
511130 OTH MIXED MAINLY/SOLELY M-MADE				1152
511190 OTH WOVEN FAB CARDED WOL/HAIR	2953	15714	7099	45873
511211 WOVEN FAB.COMBED WOOL 85%/HAIR		6119		3779
511219 OTH WOVEN FAB COMBED WOOL 85%>	1846	8948	449	4983
511220 OTH WOVEN FAB.COM.WOLL MIX.MMF		4295		5271
511230 OTH WOV.FAB.COM.WOOL MIX.M/MSF		9069		16516
511290 OTH WOV.FAB.CARDE WOOL/FA-HAIR	89	2788	1662	15622
520790 OTHER,COTTON YARN PUT UP SALE	17	5697	121	1276
520811 WOV FAB COT WT<100G/SQM UNBLEA	589	589	1	3
520812 WOV FAB COT WT>100G/SQM UNBLEA	4365	53073		1150
520819 OTHER WOVEN COTTON FAB UN-BLH	54621	525187	18064	138526
520821 WOV FAB COT WT<100G/SQM BLEACH		4631	11	2463
520829 OTH WOVEN FAB OF COTTON BLEACH	267	3906	50	6622
520831 WOV FAB COT WT 100G/SQM DYED	6628	20766	4636	348248
520832 WOV FAB COT WT>100G/SQM DYED				12099
520839 OTH COTON WOV FAB<2000/SQM DYE	5379	121412	406	25040
520841 WOV FAB COT WT 100G/SQM COLOUR	5810	8062	428	5098
520842 COTON WOV FAB WT>100G/SQM COLO	127	40934	227	6197

Contd.

10.11 Imports by Economic Categories (Detail)

(In Thousand Rupees)

ITEMS	Apr-14	FROM JUL-2013	Apr-14	FROM JUL-2012
520849 OTH WOV FAB WT 200G/SQM	639	12299	360	41540
520851 COTON WOV FAB 100G/SQM PRINTED	185943	1324529	322728	2941022
520852 COTON WOV FAB>100G/SQM PRINTED		2199	178	22129
520859 OTH COT WOV FAB 200G/SQM PRINT	3847	49352	1972	69936
520911 WOV FAB COT WT>200G/SQM UNBLAC		7411		94
520912 COTTON WOV FAB 3-4THREAD UN-BL		267		1
520919 OTH COT WOV FAB>200G/SQM UNBLE		1391	7658	29121
520921 COTTON WOV FAB BLEACH>200G/SQM		11235	5773	8645
520922 COT WOV FAB 3/4THRD W>200G/SQM				232
520929 OTH COT WOV FAB BLE W>200G/SQM	3633	5552	138	1850
520931 COTTON WOV FAB DYED>200G/SQM		9850		1841
520932 COTTON WOV FAB DYED 3-4 THREAD	1650	43484	4787	28032
520939 OTH COT WOV FAB DYED>200G/SQM	23937	36352	876	23098
520941 COT WOV FAB>200G/SQM 85% COT				94
520942 COTTON WOV FAB DENIM>200G/SQM	92249	409008	73689	373700
520943 WOV FAB 3-4-THREAD TWILL>200G		25959	11429	21079
520949 OTH WOV FAB CONT 85% COT/YARN	35	375		10085
520951 COTTON WOV FAB PRINTED>200GSQM		5		4202
520952 WOV FAB 3-4-THREAD TWILL PRINT		12547		3945
520959 OTH WOV FAB PRINTED>200G/SQM	1235	56912	3112	14365
521011 COT W-FAB MIX MMF W200G/SQMUNB		14842		7258
521019 OTH W-FAB COT MIX MF200GSQM UB	25196	27213		18357
521021 W-FAB COT MIX-MMF WT 200G/SQM		15331		5731
521029 OTH W-FAB COT 85%,MMF 200G-BL		316	234	83349
521031 COT WOV FAB MX-MMF200G/SQM DYE	106	991	156	1943
521032 W-FAB3/4THR MX-MMW 200G/MW DYE		10677		
521039 OTH W-FAD COTMX MF W200G/SQMDY	99626	393106	93330	327526
521041 W-FAB COT MX-MMF 200G/SQM		6415	2868	12693
521049 OTH W-FAB COT MX-MMF W200G/SQM		11731		6438
521051 W-FAB COT MIX,MF W200G/SQM PRI		7564		509
521059 OTH W-FAB COT,MMF W 200G PRINT	1330960	5665726	74773	1111756
521111 COT W-FAB,MX MF W>200G/SQM UNB		50510	14422	24840
521112 COT FAB 3-4THREAD MIX>200G UNB				2
521119 OTH W-FABCOT,MF W>200G/SQM UNB	428001	4865372	131349	1037447
521120 W-FAB COT WT<85% MIX MMF-BLEA		165	23081	315098
521131 WW-FAB COT,MMF W>200G/SQM DYED	89	16501		22583
521132 WOV FAB 3-4THREAD MIX>200GDYED	5551	28801		5689
521139 OTH W-FAB COT,MMF W>200G DYED		4329		225
521142 W-FAB COT DENM,MX MFW>200G/SQM	31923	207397	9591	124731
521149 OTH W-FB COT CLO YRN MMF>200G	499	6596		3374
521152 WOV FAB 3-4THRD MMF-W>200GPRNT		4307		
521159 OTH W-FAB COT,MF,W>200G/SQM PR	74797	172203	163983	220344
521211 OTH COT W-FAB UN-BL W 200G/SQM	33	4052		6137
521212 OTH COT W-FAB BLECH W 200G/SQM			2072	2072
521213 OTH COT W-FAB DYED W 200G/SQM	2146	9169		12720
521214 OTH W-FAB,COLOR YRN W 200G/SQM			724	724
521215 OTH W-FAB COT PRNTD W 200G/SQM		1823		19907
521223 OTH COT WOV FAB DYED>200G/SQM		11567	355	929
521224 OTH W-FAB COT COLYARN>200G/SQM				53
530890 OTH, YARN OF OTH VEG TEX FIBRE		59	132	132
530911 UN-BLE/BLE FAB CON>85%WT FLX				5459
530919 OTH WOV FAB OF FLAX 85%OR MORE		32583		11702
530921 UN-BLE/BLE FAB 85% OR > W FLX				2251
530929 OTH WOV FAB OF FLAX<85% BY WT	2384	5483		5128
531090 WOV FAB OF JUTE OR OTH TEX FIB	263	2384		172
540600 M-MADE FILAMENT YARN RETAIL-SL				148
540710 WOV FAB HI-TENACI YRN NYLON PO	8183	170122	15712	198423
540720 WOV FAB OBTAIN FROM STRIP,LIKE	20949	225137	33477	194753

Contd.

10.11 Imports by Economic Categories (Detail)

(In Thousand Rupees)

ITEMS	Apr-14	FROM JUL-2013	Apr-14	FROM JUL-2012
540730 FAB PARALLEL SYNTH FILAMENT		32230	757	22404
540741 FAB 85% OR MORE NYLON FILMENT	81	52519	92	19354
540742 OTH FAB 85% OR MORE DYED	156171	1428854	187059	959035
540743 OTH W.FAB NYL FLAMT WT>85% DYE	13875	35132		2805
540744 OTH W.FAB FILA DIF COL NYL>85%		11005		43077
540751 OTH W.FAB TEXTURED POLY U-BLEA	85526	763419	33684	336991
540752 OTH W.FAB TEXTUR POLY DYED 85%	553449	3781704	204371	976416
540753 OTH W.FAB DIF COL TEXTUR POLYS		898		146
540754 OTH FAB TEXT POLY FIL PRINTED	17695	152805	7375	166103
540761 OTH FAB, NON-TEXT POLY FILAMENT	75289	362631	9806	250205
540769 OTH FAB POLY FIL TEXTILE MAT	11370	161667	25347	169619
540771 OTH WOV FAB SYNTH FIL BL/UN-BL	76	10417	3335	3363
540772 OTH WOV FAB SYNTH FIL DYED 85%	216	7843		9997
540773 OTH W.FAB DIF COL SYN FILA PRI			110	897
540774 OTH WOV FAB SYNTH FIL PRINTED		120		1109
540782 OTH WOV FAB MIXED COTTON DYED	421	12755		10375
540783 OTH FAB SYN TEXMAT COLOR DYED		5462	165	165
540784 OTH FAB SYN TEX SQM MATERUAK	9233	49639	8013	101981
540791 OTH WOV FAB SYN F/L BL/UN-BL	63	63		
540792 OTH WOV FAB SYN F/L NS DYED		13112		23
540793 OTH WOV FAB SYN F/L NES COLOUR		7483	165	36825
540794 OTH WOV FAB SYN FIL NES PRINT	14651	45484	277	20716
540810 W.FAB HIGH TENCITY YRN VIS, RAY	2771	2971		2298
540821 OTH WOV FAB ART. FIL BL/UN-BL	104	3822		3925
540822 OTH WOV FAB ART. FIL DYED	300	477		9451
540823 OTH WOV FAB DIFFERENT COLOUR		13037		3214
540824 OTH WOV FAB ART. FIL PRINTED		508		3528
540832 OTH WOV FAB ART. FIL YARN DYED	326	326		27871
540833 OTH WOV FAB ART. FIL YARN COLOR		656		177
551130 YARN ART STAPLE FIB FOR R/SALE		137	316	435
551211 WOV FAB OF SYN STAPLE FIBRE		8854		134
551219 OTH WOV FAB OF SYN STAPLE FIB	11266	139840	10083	27893
551229 O/W-FEB ACR STA FIB>85%WT ACRY	319	3006	533	5037
551299 FAB WOV SYN FIB>85%BY WT SYNTH		3483		6695
551311 W.FAB SYN STA FIB MX COT 170G		56579		37669
551312 W.FAB SYN STA FIB MX COT314THR	702	823	160	160
551319 O/W-FAB SYN STA FIB MX COT170G				95
551321 W-FAB SYN STA FIB MX COT DYED	182	30620		25930
551323 POLYS, COT, STAP FIB<170G DYED	84	8285		11005
551329 OTH FAB SYN STAP FINRE DYED		64131		2008
551331 WOV FAB SYN STAP FIB COLOUR YR	798	28004	5403	22211
551339 OTH WOV FAB STAP FIB<170G/SQM	126	2775	418	6195
551341 WOV FAB POLY STAP FIB PRINTED		69		584
551349 O/W-FAB SYN STAP FIB MIX COTON	303	6878	1089	28816
551412 W.FAB POLY STA FIB3-4 THRD>170		3331		1070
551421 W-F POLY STAP FIB<85% DYED	569	15803		1471
551422 W-F POLY STAP FIB 3/4THRD DYED		34454	663	23592
551423 OTH FAB POLY FIB MIX COT DYED		8934		2315
551429 OTH FAB<85% MIX COT SYN FIB		2546		1891
551430 WOV FAB SYN YARN DIFF COLO DYE	69	2295		
551441 W-F SYN FIB<85% MIX COT PRINT		2341		770
551442 W-F POL FIB MIX COT 3-4T PRINT	46159	795120	49353	428850
551443 O/W-FAB POL FIB MIX COT PRINT		474		6565
551449 O/W-FAB SYN MIX COT>170G PRINT	250	13563		10463
551511 O/W.FAB POLYS FIB MX VISCO RAY	80	81751	5579	74022
551512 O/W.FAB POLY FIB MIX M-MAD FIB		54		188
551513 O/W FAB POLY FIB MIX WOL/F-HAI		56859		15543
551519 O/W FAB POLY STAP FIB MIX O/FI	1224	7961		31

Contd.

10.11 Imports by Economic Categories (Detail)

(In Thousand Rupees)

ITEMS	Apr-14	FROM JUL-2013	Apr-14	FROM JUL-2012
551521 O/W FAB ARCYL FIB MIXED O/FIB	763	23379		
551522 O/W FAB ARCYL FIB MIX WOOL		1587		1081
551529 O/W FAB ARCYLIC FIB MIX OT/FIB	8915	87156	3742	38143
551591 O/W FAB SYN FIB M-MAN-MADE FIL				1832
551599 O/W FAB SYN MIX OTH FIBRE N.S	577	947		
551611 W-FAB ARTI FIB 85%>BL/UN-BLEA		895		225
551612 W-FAB ARTI >85% BY WEIGH,DEYED		28036	191	13524
551613 W-FAB ARTI FIB>85% WT DIFF-COL				1553
551614 W-FAB ARTI FIB>85% WT PRINTED		34283		12060
551621 W-FAB ART FIB<85%WT MM.FILAM		62		
551622 W-FAB ART FIB<85% WT MM-F DYED		21		8368
551624 W-FAB ART FIB<85%WT MM-F PRINT		5936		
551632 W-FAB ART FIB<85%WT,WOL/HAI DY	744	1909		45
551641 W-FAB ART FIB<85%WT COT UNBL/B		2890		
551642 W-FAB ART FIB<85%WT MX COT DYE		123		221
551644 W-FAB ART FIB<85% WT MIC PRINT		68		
551692 W-FAB ART FIB<85%WT MIX O/F DY		1120	10	1375
551693 W-FAB ART FIB<85%WT D-COL,O/FI				211
560130 TEXTILE FLOCK,DUST & MILL NEPS	2031	46869	2405	39574
560210 NEEDLELOOM FELT STICH-BOND FIB	5935	67469	3887	45253
560221 FELTS OF WOOL/HAIR,NOT COATED	16	506		3596
560229 FELTS OTH TEXT MATE, NOT COATD	202	1649		1044
560500 METALLISED YARN,TEXTILE YARN	129023	1032790	93622	660284
560900 ARTICLES OF YARN,STRIP ROPE	357	3841	4387	12017
570110 CARPT/OTH TEX FLOR COVER KNOTD	36413	187921	38167	187377
570190 CARPETS,KNOT OF OTH TEX MATERL	4	773	143	970
570210 KECEM,SCHUMACKS,KARAMAE.ETC.	766	6675	732	7281
570220 FLOOR COVERING COCONUT FIBRES				168
570231 CARPETS F/COV.PILE CONS,M/MADE		2252		
570232 CARPET F/COV.P/LONS NOT TEXMAT	313	1096	3	233
570239 CARPETS ECT.AOT.MADE O/TEX MAT	66	1335		142
570241 CARPET ETC.P/CONS.WOOL WOV.M/M	68	5008	38	597
570242 CARPETS OTH.P/CONS.M/M/TEXT.	26837	162722	19561	251303
570249 CARPETS ETC.MADE OTH.TEX MATEL				147
570299 OTH CARPETS ETC.MADE O/TEX/MAT	110	222		576
570310 CARPET ETC WOOL/FINE ANIM HAIR		29		12
570320 CARPETS/TUFTED OF NYLON/POLYA	11922	146867	38284	254403
570330 CARPETS ETC.TUFT MAN/M TEX MAT	29009	261215	19336	338205
570390 CARPET/TUFT CARS/VEH O-TEX MAT	599	3828	88	2317
570410 TILES, < 0.3 SQM AREA.	1463	6281	2173	5050
570490 OTH CARPETS ETC.FELT N/TUFTED	63336	540307	39450	374947
570500 OTH CARPETS&OTH FLOOR COVERING	18	8176	129	43895
580110 WOV.PILE FAB.CHENILLE FAB.WOOL		65	89	260
580122 CUT CORDUROY, OF COTTON	5309	33769	11027	62219
580123 OTH WEFT PILE FAB.OF COTTON.		395		133
580126 CHENILLE FABRICS, OF COTTON		17930	217	45206
580127 WARP PILE FABRICS OF COTTON		1994		3456
580131 UN CUT WEFT PILE FAB.M-MADE FIB				768
580133 OTH WEFT PILE FAB.M/MADE FIBRE				1382
580136 CHENILLE FAB. MAN-MADE FIBRES.		42692	3553	72573
580137 WARP PILE FABRICS OF COTTON	43	9613		2597
580190 OTH PILE&CHENILLE FAB.TEX.MAT	4009	79659	3926	52979
580211 TERRY TOWEL&S/WOVEN TEYFAB.UBL		55		
580219 OTH TERRY TOWEL/FABRICS,OF COT	129	722	46	1264
580220 TERRY TOWEL/FABRICS, TEX.MAT	1	18592	6165	52814
580230 OTH TUFTED TEXTILE FABRIC	253	423		
580300 GAUZE,OTHER THAN NARROW FABRIC			1686	1686
580410 TULLES AND OTHER NET FABRICS	271	7848	8037	29038

Contd.

10.11 Imports by Economic Categories (Detail)

(In Thousand Rupees)

ITEMS	Apr-14	FROM JUL-2013	Apr-14	FROM JUL-2012
580421 LACE MACHINE MADE,M-MADE FIBRE	6646	15257	241	25149
580429 OTH,LACE MACHINE MADE,OTH MAT.	17286	75518	3166	134002
580430 LACE HAND MADE	3164	15946	517	5524
580500 H/ WOVEN,ND/WORK TAPSTRIES.				266
580610 WOV.PILE FAB.& CHENILLE FABRIC	71	6059	1426	2840
580620 OTH WOV. FAB. ELASTOMERIC YARN	41004	356551	41363	397261
580631 OTH NARROW WOV FAB, OF COTTON.	1647	8975	60	8293
580632 OTH NARROW WOV FAB,M/MADE FIB.	25340	320216	27975	202447
580639 OTH,NARROW WOV.FAB,TEX.MAT	42606	324057	49202	202022
580640 OTH FABRICS,WARP W/OUT WEFTASM	2036	20591		158
580710 LABEL,BADGES ETC.TEXTMAT,N/EMB	135761	974216	94835	810320
580790 OTH,LABELS,BADGES&ART.TEX/MAT	158128	1397236	151991	1204159
580810 BRAIDS IN THE PIECE	3	2163	229	10071
580890 OTH,ORNAMENTAL TRIM,TASSEL ETC	4986	48139	5721	57834
580900 WOV FAB.OF METAL TAREAD/YARN.	158	189		1487
581010 EMBROIDERY W/OUT VISIBLE GROND	190	258	61	524
581091 OTHER EMBROIDERY,OF COTTON		2161		71
581092 OTH EMBROIDERY,M-MADE FIBRES		276		418
590190 OTH TRACING CLOTH,BUCKRAM ETC.	26138	226329	22616	212006
590210 TYRE CORD FAB HIT.YARN NYLPLMD	134980	1277601	138216	866289
590220 TYRE CORD FAB H/T YARN POLYSTR	28241	230890	3746	115630
590390 OTH,TEX FAB IMP,LAM, PLASTIC.	99224	588044	33051	650611
590410 LINOLEUM			746	8224
590800 TEX WICKS,WOVEN,LAMP,LIGHTERS		2861	741	7963
590900 TEX HOUSE PIPING/TEX TUBING.	7452	50824	1941	57226
591190 OTH, TEX PRODUCTS/ ARTICLES,	30148	234880	10293	171532
600110 LONG PILE, FABRICS	24344	61890	837	13132
600121 LOOPED PILE FABRICS,COTTON	108	966	2468	22025
600122 LOOPED PILE FAB,MAN-MADE FIBRE	3936	21954	1261	42080
600129 LOOPED PILE FAB,OTH TEX MAT.	33319	210633	33186	306276
600191 OTH PILE FAB,KNIT/CROCH,OF COT		506	11364	14240
600192 OTH PILE FAB,KNIT/CROCH,M-MADE	126123	2130637	66948	1033783
600199 OTH PILE FAB,KNIT/CROCH,O/TXTM	403	19668	669	119788
600240 KNIT CROCH FAB<30CM,ELASTOME5%	303	6404		2694
600290 OTH,KNIT/CROC FAB<30CM,ELAST5%	3261	12494	351	4267
600310 KNIT/CRO FAB WOL/HAIR WD!>30CM		117		720
600330 KNIT/CRO SYN-FIBRE WD !>30CM				14439
600340 KNIT/CRO ART-FIBRE WD !>30CM		86		223
600390 OTH KNIT/CRO FAB WD !>30CM	311	3555	2483	16703
600410 KNIT/CRO FAB WD>30CM ELASTYR5%	14521	96616	4303	82284
600490 OTH KNIT/CRO FAB WD>30CM ELAST	5951	23654	33	21579
600522 WRAP KNIT FAB OF COTTON DYED	865	7744	59	1803
600523 WRAP KNIT FAB OF DIFFCLUR YRN		731		
600531 WRAP KNIT FAB SYN.FIB UNBL/BLE	5932	128609	23940	128581
600532 WRAP KNIT FAB SYN.FIBRE DYED	50276	284844	17267	186331
600533 WRAP KNIT FAB SYN.FIB DIF COLO	1093	13625	2624	17647
600542 WRAP KNIT FAB ART FIB DYED	351	9617	9655	12659
600590 WRAP KNIT FAB OTH H-6001-6004	6155	17286	836	6934
600610 OTH KNIT/CRO FAB OF WOOL/HAIR			32	2256
600621 OTH KNIT/CRO FAB COT UNBLE/BLE		1138		
600622 OTH KNIT/CRO FAB COTTON DYED	1232	1992		20718
600624 OTH KNIT/CRO FAB COTON PRINTED	92	152		
600632 OTH KNIT/CRO FAB SYN.FIB DYED	196066	1053922	38225	164673
600633 OTH KNIT/CRO FAB SYN.FIB COLOR	821	5856	187	2182
600634 OTH KNIT/CRO FAB SYN.FIB PRINT	6811	62725		33588
600642 OTH KNIT/CRO FAB ART FIB DYED		6738	164	2256
600644 OTH KNIT/CRO FAB ART FIB PRINT		3234		4093
600690 OTH KNITTED CROACHED FABRICS	9695	200475	18447	316443

Contd.

10.11 Imports by Economic Categories (Detail)

(In Thousand Rupees)

ITEMS	Apr-14	FROM JUL-2013	Apr-14	FROM JUL-2012
610120 MEN/BOYS OVERCOAT/SIM ARTICLE	20	274	1062	1971
610130 MEN/BOYS WIND JACKET/SIM ART.	18	1297		353
610190 OVERCOAT ETC.MEN OTH TEX KNIT.	878	20514	836	15047
610210 APPAREL/CLOTH/ACCESSORIES,WOOL		44	2	736
610220 APPAREL/CLOTH ACCES,OF COTTON,		144	4	4
610230 APPAREL/CLOTH ACCES,M-MADE FIB				1526
610290 APPAREL/CLOTH OF TEX MATEL,	225	3629		3270
610310 SUITS MEN'S/ BOYS KNITTED/CROC	215	18710	3229	11765
610322 MEN/BOYS,ENSEMBLE,COTTON,KN/CR		1265	15	736
610329 MEN/BOYS,ENSEMBLE OTH TEX MAT,	236	1478	60	2552
610332 JACKET/BLAZER MEN/BOY COT/KNYI		577		40
610333 JACKET/BLAZER MEN/BOYS SYN FIB	9	4240		41
610339 JACKET/BLAZER MEN/BOYS OTH TEX	9	8098	226	6790
610342 TROUSERS,ETC.MEN/BOYS COT/KNIT	7	1942	1381	6251
610343 TROUSERS, ETC.MEN/BOYS SYN FIB		37	1988	1988
610349 TROUSERS,ETC.MEN/BOYS TEX MAT	214	6005	2769	9027
610419 WOMEN/GIRLS,SUITS OTH TEX MAT		4290	36	765
610422 WOMEN/GIRLS,ENSUMBLE,COTT/KNIT	8	188		15
610423 ENSEMBLES W/GRIL SYN KNIT/CROC		259		452
610429 WOMEN/GIRLS ENSEMBLE,TEX MAT		46	138	752
610431 JACKETS/BLAZER W/GIRL WOL K/CR	313	313		101
610432 JACKET/BLAZER W/GIRL COT KN/CR		1476		151
610433 JACKE/BLAZER W/GIRL SYN KN/CR		105		117
610439 JACKE/BLAZ W/GIRL OTH TEX K/CR		2279	127	1425
610442 DRESSES W/GIRL COTTON KNIT/CRO		3648		7498
610443 DRESSES W/GIRL SYN FIB KNIT/CR				4890
610444 DRESSES W/GIRL ARTFIB KNIT/CR		143	35	167
610449 DRES W/GIRL OTH TEX MAT KNT/CR		742	56	1159
610451 SKIRTS/D-S W/GIRL WOOL/HAIR KN		38		
610452 SKIRTS/D-S W/GIRL COT KNIT/CRO		124		360
610453 SKIRTS/D-S W/GIRL SYN KNIT/CRO	3	123	62	100
610459 SKIRTS/D-S W/GIRL OTH TEX K/CR		183	857	1246
610462 TROUSERS ETC OF COTTON KNI/CRO	13	2448	422	9297
610463 TROUSE ETC OF SYN FIB KNITED		175		
610469 TROUSERS ETC OF OTH TEX MAT KN	2563	6223	107	3402
610510 MEN/BOYS SHIRTS COTTON KNI/CRO	2108	38974	3382	26229
610520 MEN/BOYS SHIRTS M-MAD FIB K/CR	1044	8044		8071
610590 MEN/BOYS SHIRTS O/TEXTILE K/CR	22233	137675	6395	53810
610610 W/GIRL SHIR/BLouses COT KN/CRO	956	19547	944	14826
610620 W/GIRL SHIR/BLO M/MADE FIB K/C		7955	346	1641
610690 W/GIRL SHIR/BLOU OTH TEXMATK/C	430	10404	800	4332
610711 UNDERPANTS ETC M/BOY COT KN/CR	258	11944	346	6285
610712 UNDERPANT ETC M/BOYS M/MAD FIB		129		421
610719 UNDERPANT ETC M/BOYS OTH T/MAT		2949	10	5429
610721 NIGHTSHIRTS&PYJAMAS OF COTTON	159	8464	1907	3037
610722 NIGHTSHIRTS&PYJAMAS M/MADE FIB		697		13
610729 NIGHTSHIRT/PYJAMAS OTH TEX MAT		911		373
610791 BATHROBES ETC OF COTTON M/BOYS		158		4
610799 BATHROBE ETC OF OTH TEX KN/CRO	16	372	1032	3394
610811 WO/GIRL SLIP,PETTICOAT KNIT/CR	503	1943		
610819 SLIP PETTICOAT OTH TEX MATERIA		1546		167
610821 W/GIRL BRIE/PANTIES COT KN/CR	658	2625		3122
610822 W/GIRL BRIEF/PANTIES M/MAD FIB	29	1357		2333
610829 W/GIRL BRIEF/PANTIES OTH T/MAT	565	1557		36
610831 W/GIRL N-DRES/PAJAMA COT KN/CR		2507		1706
610832 W/GIRL N-DRESS/PAYJAMS M/M FIB		43		582
610839 W/GIRL N-DRESS/PAJAMAS TEX MAT	140	1436	1052	1243
610891 BATHROBE W/GRL COTTON KNIT/CRO		195		111

Contd.

10.11 Imports by Economic Categories (Detail)

(In Thousand Rupees)

ITEMS	Apr-14	FROM JUL-2013	Apr-14	FROM JUL-2012
610892 BATHROBE W/GRL MAN-MADE KN/CRO	327	329		2910
610899 BATHROBE W/GRL OTH TEX KNI/CRO	488	707	100	286
610910 T-SHIRT,SINGLETS,VEST COT K/CR	20807	161910	5964	187330
610990 T/SHIRT,OTH TXT KN/CR	17128	215786	22743	367695
611011 JERSEY,PULOVER,CARDIGAN,WOLLEN	121	10900	193	1796
611019 OTH JERSEY PULOVER ETC.WOOLEN	115	6593	143	9291
611020 JERSEY, PULOVER ETC.OF COT K/C	859	37525	93	10117
611030 JERSEY, PULOVER M/MADE FIB K/C	276	187933	41	80797
611090 JERSEY,ETC. OTH TEXT. MATERIAL	12384	210035	10592	158413
611120 BABY GARMENT OF COTTON KNIT/CR	5434	58889	3232	53514
611130 BABY GARMENT OF SYN FIB KNI/CR	2991	38578	3704	22430
611190 BABY GARMENT OF OTH TEX KNI/CR	29551	391483	23173	271651
611211 TRACK SUITS COTTON KNIT/CROCH		18		10
611212 TRACK SUITS SYB FIB KNIT/CROCH		585		84
611219 TRACK SUITS OTH TEX MAT KNI/CR	60	1449		2133
611231 MEN/BOYS SWIMWEAR SYN FIB K/CR	40	378		
611239 MEN/BOYS SWIMWEAR OTH TEX K/CR	584	612	61	2734
611241 WOM/GIRL SWIMWEAR SYN FIB K/CR	42	536		1358
611249 WOM/GIRL SWIMWEAR OTH TEX K/CR	387	665	374	651
611300 GARMENT MADE UP KNIT/CROCH FAB	13	957	27	1285
611420 OTH GARMENT COTTON KNIT/CROCH	194	4523	402	6619
611430 OTH GARMENT MAN-MADE FIB KN/CR		1655	491	938
611490 OTH GARMENT,OTH TEX MAT KN/CRO	4902	40851	4565	32425
611510 GRADUATE COMPRESS HOSIERY	1689	74926	418	79520
611521 OTHER PANTY HOSE AND TIGHTS	53	7489		266
611522 O-PANTY HOSE&TIGHTS S-FIB>67DX		39		33
611529 O-PANTY HOSE OTH-TEXTILE MATE	1187	16146		866
611530 OTH-W-MEN FULL/KNEE LENG HOSIE	3589	31666	664	96030
611594 OTH HOSIERY WOOL/FINE ANI HAIR		1875		2
611595 OTH HOSIERY OF COTTON	214	26581	465	8355
611596 OTH HOSIERY OF SYNTHETIC FIBRE		570	210	786
611599 OTH HOSIERY OF OTH TEX MATERIL	574	7404	107	9691
611610 GLOV,MITTEN,ETC PCAS/RUBER K/C	10044	75081	1027	34299
611691 GLOVE,MITTN,MIT KN/CR WOL/HAIR		98		302
611692 GLOVE,MITTENS ETC KN/CROC COTT	70	806	78	2180
611693 GLOVE,MITTENS ETC KNIT SYN FIB	19125	291079	31519	226037
611699 GLOVE,MITTENS ETC KNIT TEX MAT	7379	44263	8753	31148
611710 SHAWL,SCARVE,MUFFLER,VEILS ETC	3755	42239	1345	43365
611780 OTH MADE UP CLOTHING ACCESRIES	1309	6923	24	6731
611790 PARTS OF GARMENT OR CLOTH ACSS	1002	13594	1748	32129
620111 MEN/BOYS OVERCOAT WOOL NOTKNIT		559		3413
620112 MEN/BOYS OVERCOAT COT NOT KN/C	21	1516	682	14314
620113 OVERCOAT MAN-MADE FIB NOT KNIT		552		483
620119 OVERCOAT SIM ART OTH TEX MATER	2568	41314	720	15169
620191 OTH OUTER GARMENT WOOL MEN/BOY		30		1806
620192 OTH OUTER GARMENT COT MEN/BOYS		4803		170
620193 OTH OUTER GAR M/MADE FIB M/BOY	278	32181		4607
620199 OTH OUTER GAR OTH TEX MAT M/BY	1161	8367	661	7150
620211 OVERCOAT ETC W/GRL WOOL N/KNIT				170
620212 OVERCOAT ETC W/GRL COT N/KNIT	13	589		548
620213 OVERCOAT ETC W/GRL M/MAD N/KNT		1191		324
620219 OVERCOAT ETC W/GRL O/TEX N/KNT		2589	317	7039
620291 SKI/JACKET W/GRL WOOL NOT KNIT		47	79	244
620292 SKI/JACKET W/GRL COT NOT KNIT		630		1396
620293 SKI/JACKET W/GRL M/MADE N/KNIT		796		2259
620299 SKI/JACKET W/GRL TEX MAT N/KNT	202	4167	197	1246
620311 SUIT MEN/BOYS OF WOOD NOT KNIT	185	2726		661
620312 SUIT MEN/BOYS SYN FIB NOT KNIT		26		217

Contd.

10.11 Imports by Economic Categories (Detail)

(In Thousand Rupees)

ITEMS	Apr-14	FROM JUL-2013	Apr-14	FROM JUL-2012
620319 SUIT MEN/BOYS TEX MAT NOT KNIT	3897	114064	301	241773
620322 ENSEMBLE MEN/BOY COT NOT KNIT	1176	11247		1326
620323 ENSEMBLE MEN/BOY SYN FIB N/KNT		424		203
620329 ENSEMBLE MEN/BOY OTH TEX N/KNT	637	14668	735	28737
620331 JACKET ETC MEN/BOY WOOL N/KNIT				2668
620332 JACKET ETC MEN/BOY COT N/KNIT		3993	501	15818
620333 JACKET ETC MEN/BOY SYN FIB N/K	29	7351	1000	8890
620339 JACKET ETC MEN/BOY OTH TEX N/K	344	135646	1251	162308
620341 TROUSER,BIB,BRES ETC WOL M/BOY	4243	31798	1662	21659
620342 OTH TROU BIB M/BOY COTT N/KNIT	6008	96948	1558	71840
620343 OTH TROU BIB M/BOY SYN N/KNIT	2758	9417	1242	2396
620349 OTH TROU BIB M/BOY TEXT N/KNIT	48689	328528	20600	276311
620411 SUIT WOMEN/GRL OF WOOL N/KNT	15	19		93
620412 SUIT WOMEN/GRL OF COT N/KNIT	133	673	23	3463
620413 SUIT WOMEN/GRL OF SYN N/K				390
620419 SUIT WOMEN/GRL OF TEX MAT N/K	555	3279	1942	12909
620422 ENSEMBLE WOMEN OF COT N/KNIT				208
620429 ENSEMBLE WOMEN OF TEX FIB N/K		365	17	1665
620431 JACKET W/GRL OF WOOL NOT/KNIT		13		
620432 JACKET W/GRL OF COT N/KNIT		562		763
620433 JACKET W/GRL OF SYN FIB N/KNIT	147	35332		4457
620439 JACKET W/GRL OF TEX MAT N/KNIT	206	10797	92	2385
620441 DRESSES W/GRL WOOL NOT KNITTED				888
620442 DRESSES W/GRL COTTON NOT KNIT	3568	18991	23	7363
620443 DRESSES W/GRL SYN FIB NOT KNIT		5379		2853
620444 DRESSES W/GRL ART FIB NOT KNIT		633		890
620449 DRESSES W/GRL TEX FIB NOT KNIT	20	3122	367	1979
620452 SKIRTS W/GRL COTTON NOT KNIT	373	2684		370
620453 SKIRTS W/GRL SYN FIB NOT KNIT		131		146
620459 SKIRTS W/GRL TEX FIB NOT/KN/CR		464	324	1276
620461 TROUSER W/GRL WOOL NOT KNIT/CR		604		31
620462 TROUSER W/GRL COTTON NOT KNIT	5378	25642	263	23886
620463 TROUSER W/GRL SYN FIB NOT KNIT		207		315
620469 TROUSER W/GRL TEX MAT NOT KNIT	1663	19887	1067	22305
620520 SHIRTS MEN/BOYS OF COT N/KNIT	3132	43684	3504	36726
620530 SHIRTS MEN/BOYS OF M/MAD N/KNT	1081	8082	96	4354
620590 SHIRTS MEN/BOYS OF TEX MAT N/K	1816	33705	5047	17904
620610 BLOUSES W/GRL SILK NOT KNITTED	10	298		128
620620 BLOUSES W/GRL WOOL NOT KNITTED		68		
620630 BLOUSES W/GRL COT NOT KNITTED	1962	12508	584	4770
620640 BLOUSES W/GRL M/MADE NOT KNIT	18	2299	553	7127
620690 BLOUSES W/GRL TEX MAT NOT KNIT	1001	7996	387	6396
620711 UNEDERPANT ETC MEN/BOY COTTON	522	6673	24	1351
620719 UNDERPANTS ETC MEN TEX MAT NK	89	3829	44	1134
620721 NIGHTSHIRT/PYJAMA MEN COT N/K	114	526		
620722 NIGHTSHIRT/PYJAMA MEN M/MAD NK				65
620729 NIGHTSHIRT/PYJAMA MEN T/MAT NK	1085	20394	136	1454
620791 BATHROB ETC MEN COTTON N/KNIT		49		36
620799 BATHROB ETC MEN TEX MAT N/KNIT	187	2298	2	8186
620811 SLIPS/PETTICOAT W/GRL COT N/NK		19		
620819 SLIPS/PETTICOAT W/GRL T/MAT NK		870		642
620821 NIGHTDRESS/PYJAMA WOMEN COT NK			130	474
620822 NIGHTDRESS/PYJAMA WOMEN M/M NK	120	745		158
620829 NIGHTDRESS/PYJAMA WOMEN T/M NK	1313	9966	900	8307
620891 BATHROB ETC W/GRL COTTON N/NK	264	781		55
620892 BATHROB ETC W/GRL M/MAD FIB NK		146		249
620899 BATHROB ETC W/GRL TEX MAT N/NK	90	5561	619	4538
620920 BABIES GARMENT ETC COT N/KNIT	161	7127		1429

Contd.

10.11 Imports by Economic Categories (Detail)

(In Thousand Rupees)

ITEMS	Apr-14	FROM JUL-2013	Apr-14	FROM JUL-2012
620930 BABIE GAR&CLOTH SYN FIB N/KNIT	14	684	20	667
620990 BABIE GAR&CLOTH TEX MAT N/KNIT	79321	411455	29016	300109
621010 GAR MADE UP FAB H-56.02/56.03	52	4068		2792
621020 OTH GAR MEN/BOY H-6201-11,19		2495		1413
621030 OTH GAR WOM/GRL 6202.11 TO 19				1062
621040 OTH MEN/BOYS MADE UP FAB	1080	2721	149	6649
621050 OTH MEN WOMEN/GIRL FAB N/KNIT		2601		475
621111 SWIMWEAR MEN/BOYS NOT KNITTED		787	56	493
621112 SWIMWEAR WOM/GIRL NOT KNITTED		779	75	81
621120 SKI SUITS NOT KNIT/CROCHETED		47		
621132 OTH GAR MEN/BOYS OF COTTON	241	4751	124	2366
621133 OTH GAR MEN/BOYS OF M/MADE FIB	528	3414	594	9464
621139 OTH GAR MEN/BOYS OF TEX MATERI	1859	70731	15	4551
621142 OTH GAR WOM/GIRL OF COTTON	58	227		87
621143 OTH GAR WOM/GIRL OF M/MADE FIB		2155		210
621149 OTH GAR WOM/GIRL OF TEX MATERI	706	2944	229	1993
621210 BRASSIERES	25117	193040	19944	188336
621220 GIRDLES AND PANTY-GIRDLES	1921	9291	145	1564
621290 BRACES,SUSPENDERS,GARTER&PARTS	9539	43146	1368	34763
621320 HANDKERCHIEFS OF COTTON	2765	12603	1863	25781
621390 HANDKERCHIEFS OF OTH TEX MAT	6620	17820	798	21253
621410 SHAWLS,SCARVES ETC & LIKE SILK		42		13
621420 SHAWLS,SCARVES ETC & LIKE WOOL		1642		9134
621430 SHAWL,SCARVE ETC&LIKE SYN FIB		11045	18	432
621440 SHAWL,SCARVE ETC&LIKE ART MAT		8960		1170
621490 SHAWLS OF OTH TEX MATERIALS	7372	56933	4635	62667
621510 TIES,BOW TIES&CRAVATS OF SILK	2306	10365	572	4805
621520 TIES,BOW TIES&CRAVATS M/M FIB	104	2650	537	3262
621590 TIES,BOW TIES&CRAVATS TEX MAT	658	8112	304	9331
621600 GLOVES, MITTENS AND MITTS.	733	31147	1437	69743
621710 MADE UP CLOTHING ACCESSORIES	15448	128639	17082	108729
630110 ELECTRIC BLANKETS	49	2930		46
630120 BLANKET/TRAVEL RUGS OF WOOL/H		2581	530	709
630130 BLANKET/TRAVEL RUGS OF COTTON	202	1859		1354
630140 BLANKET/TRAVEL RUGS OF SYN FIB	89943	2129307	47933	1748303
630190 BLANKET/TRAVEL RUGS OF TEX MAT	4909	108608	307	34272
630210 BED LINEN,KNITTED/CROCHETED	10520	76249	6542	50028
630221 OTH BED LINEN,PRINTED,N/KNIT	3925	9345		4
630222 OTH BED LINEN,PRINTED M/MADE	45	621	2	425
630229 OTH BED LINEN,PRINTED MILL-MAD	1091	1407		1541
630231 OTH BED LINEN COTTON N/KNIT/CR	2242	7927		3190
630232 OTH BED LINEN OF MAN-MADE FIB		157		1015
630239 BED LINEN OTH TEX MAT NOT KNIT	9814	79614	2605	99764
630240 TABLE LINEN KNITTED/CROCHETED		240		10
630251 TABLE LINEN OF COTTON KNITTED		1654		72
630253 TABLE LINEN OF MAN-MADE FIBRES		107		
630259 TABLE LINEN OF OTH TEX MATERIA	711	827		108
630260 TOILET & KITCHEN LINEN COTTON	406	5676	836	14562
630291 OTH TOILET/KITCHEN LINEN COTTN	165	355	43	68
630293 TOILET/KITCHEN LINEN M/MAD FIB		485		193
630299 TOILET/KITCHEN LINEN TEX MAT	74	898		423
630312 CURTAINS/BLINDS/VALANCE SYN FIB	77	7886	4669	5976
630319 CURTAINS/BLINDS/VALANCE TEXMAT	67	1456		14691
630391 OTH CURTAN,BLIND,VALANC OF COT		2639		570
630392 OTH CURTAINS/VALANCE OF SYN FIB	2332	26078	136	11046
630399 OTH CURTAINS/VALANCE OF TEXMAT	421	3990	201	6136
630411 BED-SPREADS KNITTED/CROCHETED	1221	4549	114	2704
630419 BED-SPREADS, OTHERS	63032	68458	4	2409

Contd.

10.11 Imports by Economic Categories (Detail)

(In Thousand Rupees)

ITEMS	Apr-14	FROM JUL-2013	Apr-14	FROM JUL-2012
630491 OTH FURNISHING ARTICLES KNITED	4091	24464	3310	12339
630492 OTH FURNISHING ARTICLE COT KNT		23		203
630493 OTH FURNISHING ARTICLE SYN FIB	202	1716		846
630499 OTH FURNISHING ARTICLES TEXMAT	324	14880	27	952
630510 SACK/BAGS OF JUTE OTH TEX FIB		6324		5343
630520 SACKS AND BAGS OF COTTON		166		207
630532 SACK/BAGS MAN-MADE TEX MATERIL	51957	337648	35933	165894
630533 SACK/BAGS OF POLYETHYLENE/PROP	16381	155719	9616	192567
630539 OTH SACK/BAGS MAN-MADE TEX MAT	19675	180536	9306	120720
630590 SACKS/BAGS OTH TEX MATERIAL	1002	19068	211	48438
630612 TARPULINS,AWNINGS ETC SYN FIB	3639	131214	8727	234908
630619 TARPULINS,AWNINGS OF TEX MAT	468	4453	23	30280
630622 TENTS OF SYNTHETIC FIBRES		33636	3489	34040
630629 TENTS OF OTH TEX MATERIAL	944	30658	588	13808
630630 SAILS OF OTH TEXTILE MATERIAL		56		
630640 PNEUMATIC MATTRESSES OTH TEX-M				10
630690 OTH CAMPING GOODS OTH TEX NAT	311	1706		413
630710 FLOOR/DISH/CLEANING CLOTH ETC	3166	17475	428	19541
630720 LIFE-JACKETS AND LIFE-BELTS	3027	13747	1285	18014
630790 OTH MADE UP ARTICLE DRESS PTN	22091	186582	12836	182425
631090 USED&NEW RAGS,SCRAP ETC TEXMAT	6131	33405	12798	116458
640110 FOOTWEAR INCORPORATPROTE M-TOE	501	3856	514	2956
640192 OTH FOOTWEAR COVERING ANKLE				133
640199 OTH FOOTWEAR NES UPPER NOT FXD	144	2769	307	5879
640212 SPORTS FOOTWEAR,SKI-BOOT ETC		144	64	107
640219 OTH SPORTS F-WEAR SOLES RUB/PL	8045	38672	2491	33848
640220 F-WEAR WITH UPPER STRAP ASSEMB	1542	3625	1945	44441
640299 OTH F/WEAR SOLE/UPPER RUB/PLAS	16156	159890	13726	1216847
640312 SPORTS FOOTWEAR SKI/SNOWBOARD				44
640319 OTHER; SPORTS FOOTWEAR	38847	574463	16888	576810
640320 FOOTWEAR OUTER SOLE OF LEATHER	3444	78393	4050	175396
640340 OTH FOOTWEAR WITH METLTOE CAP	1512	26440	1127	36724
640351 OTH FOOTWEAR SOLE COV ANKLE		493		131
640359 OTH FOOTWEAR OUTERSOLE LEATHE	1066	4995	1403	7347
640391 OTH F-WEAR OUTERSOLE COMP LEA	8700	17519		5825
640399 OTH F-WEAR O/S RUB, PLAS, LEA	62801	932724	138759	1022530
640411 SPORTS FOOTWAR SHOES RUB/PLAS	5469	359437	17221	536236
640419 OTH FOOTWEAR OUTER SOLE RUB/PL	110945	1302193	86028	1324811
640420 FOOTWEAR OUTERSOLE COMP LEATHR	187	17590	2052	32654
640510 FOOTWEAR UPPER/COMP LEATHER	88010	1841076	57264	996536
640520 FOOTWEARS UPPER TEX MATERIAL	6453	53820	12	73288
650200 HAT-SHAPE,PLAITE LINED N/TRIM		111		
650400 HATS&OTH HEADGEAR PLAITED	196	31647	411	1682
650500 OTH HATS AND HEADGEAR KNITTED	254	9984	1181	5730
650610 SAFETY HEADGEAR	3558	178777	3978	130711
650691 OTH HEADGEAR RUBBER/PLASTICS	61	970	753	2663
650699 OTH HEADGEAR OF OTH MATIRIALS	520	24045	385	21299
650700 HEADBAND LINING COVERHAT FOUN	31	4978	180	4081
660110 GARDEN OR SIMILAR UMBRELLAS	848	24749	1531	6660
660191 OTH UMB WITH TELESCOPIC SHAFT		101		387
660199 OTH UMBRELA/SUN UMBRELLAS	2228	45214	3237	37411
660200 WALKING STICKS SEAT STICKS	448	2317		670
660320 UMBRELLA FRAMES INCL F/MOUNTED	1055	2333	15	41
660390 OTH PATS/FITTING UMBRELLAS		218		
670100 SKINS AND OTH PARTS OF BIRDS				90
670210 ARTICLE MADE ARTIFICIAL FLOWER	2734	19402	1883	21711
670290 ARTIFICIAL FLOWER,FOLIAG O/MAT	20995	97767	6204	74617
670300 HUMAN HAIR DRESSED THINNED BLE		149	1	1

Contd.

10.11 Imports by Economic Categories (Detail)

(In Thousand Rupees)

ITEMS	Apr-14	FROM JUL-2013	Apr-14	FROM JUL-2012
670411 COMPLETE WIG OF SYN.TEXT MAT.		395	4	192
670419 OTH BEARD, EYE BROW SYN.TEX MA	59	872	233	1064
670420 WIGS,BEARDS OF HUMAN HAIR		19	135	267
691090 OTH CERAMIC SINKS WASHBASIN PE	684	5681	96	5845
691110 TABLEWARE & KITCHENWARE	108182	936785	68645	768726
691190 OTH HOUSEHOLD ARTICLES OF PORN	28241	162582	3717	109416
691200 CERAMIC TABLEWEAR KITCHENWEAR	2830	22205	30	11740
691310 STATUT ORNAMENT PORCELAIN CHI		269		1242
700992 FRAMED GLASS MIRRORS	5460	59242	4290	52399
701010 AMPOULES	22528	215481	10373	162896
701020 STOPPERS,LIDS AND OTH CLOSURES	1596	19920	72	5499
701190 OTHER, GLASS ENVELOPES		978	14	658
701310 INDOOR DECOR OF GLASS CERAMICS	11435	58735	3503	61555
701322 STEMWARE DRINK GLA LEAD CRYSTAL		4		58
701328 OTH STEMWARE DRINKING GLASS	455	7842	5	3898
701333 O-DRINKING GLASS LEAD CRYSTAL				2026
701337 OTH DRINKING GLASS O/T GL-CEMI	2256	34973	8255	20584
701341 G-WARE TABLE,KITCH LEAD CRYSTAL	148	148		
701342 G-WARE LINEAR C-EXPENSION-5x10		205		1776
701349 O-GL-WARE L-C-EX=5x10 T,0-300C	87967	392579	39427	382208
701391 OTH GLASS-WARE OF LEAD CRYSTAL	46	753		836
701590 OTH CLOCK/WATCH/NON-CORREVE	110	1223	67	1324
701690 OTH PAVING BLOCKS/SLABS/BRICKS	366	9497	66	8288
701710 LAB HYG/PHAR GL-WARE W/N GRADU	1342	32556	5333	43426
701720 LAB HYG/PHAR GLASSWARE L/C=10K	506	3123	605	4281
701790 OTH LAB GLASSWARE ETC N.S.	4541	69605	5493	52278
701810 GLASS BEADS, S/PERAL/PRE-STON	67767	324966	17632	240288
701820 GLASS MICROSPHERRES=1MM DIA	7960	61091	6517	32760
701939 OTH WEBS,MATTRESSES,BOARD ETC	45009	491614	63376	446829
701940 WOVEN FABRICS OF ROVINGS	2854	18597	599	17216
701951 OTH WOVEN FABRICS WIDTH=30 CM	190	7559	708	3881
701952 OTH WOV FAB WID<30CM WT<250G/M		146		
701990 OTH ARTICLES OF GLASS FIBRES.	15339	179281	9116	162146
711299 OTH WASTE/SCRAP PRECIOUS METAL				39
711311 ARTICLE OF JEWELLERY OF SILVER	23	2943	357	372
711319 ART OF JEWEL OF OTH PRE METAL	81	3061990	43728	702855
711320 ART(JEWELRY)BASE MTL-CLD P-MTL		440		114
711411 ART OF SILVER WARES W/N PLATED	82	166736	18707	19438
711419 ART OF PRE METALS W/N PLAT		92	30	127
711420 OTH WARES/PARTS OF BASE METALS		56		197
711510 CATALYST INFORM WIRE/GRIL PLAT	92	62763		128059
711590 OTH ART PREMET/MET CLAD P/MTL		12423		58802
711610 ART NATURAL/CULTURED PEARLS		24		
711620 ART PRECIOUS/SEMI-PRE STONES		337		37
711711 CUFF-LINKS/STUDS-BASE METAL	448	7714	157	3643
711719 OTH IMITATION JEWELLERY B/METL	17420	113921	2936	54160
711790 OTH IMITATION JEWEL B/METL,N.S	57153	448088	37556	229022
731829 OTH COACH SCREW,BOLTS,NUT I/S	19605	194823	15518	169374
731940 SAFETY PINS & OTHER PINS	970	10720	468	18480
732090 OTHER,SPRING OF IRON AND STEEL	32041	263900	24048	244336
732111 COOKING APPLI&PLATE WARMER GAS	15782	111842	4098	85589
732112 COOK APPLI/PLAT WARMER LIQ FUL		119		
732119 O-COKING APPLI INCL SOLID FUEL	6416	20162	288	5071
732181 OTH APPLI FOR GAS & OTH FUELS		8167	144	15435
732182 OTH APPLI FOR LIQUID FUEL		4155		1566
732189 OTH APPL INCL APPLI SOLID FUEL	85	1009	30	505
732290 OTH AIR HEATER&HOT AIR DUSTRBU	467	290997	280	153246
732310 IRON/STEEL WOOL,POT SCROEL ETC	33222	162354	7342	122105

Contd.

10.11 Imports by Economic Categories (Detail)

(In Thousand Rupees)

ITEMS	Apr-14	FROM JUL-2013	Apr-14	FROM JUL-2012
732391 OTH BUCKETS OF CAST IRON ENAMA	170	360		214
732392 OTH H-HOLD ART CASTIRON ENAMA	457	2137	22	3174
732393 OTH DOMESTIC UTENSILS STA-STEL	1444	21283	913	11260
732394 OTH DOMESTIC UTENSIL IRON/STEL	27665	127226	7943	95823
732399 OTH H-HOLD ARTCL, PART THEREOF	53708	357513	26595	275302
732410 SINK&WASH BASIN STAINLESS STEL	4183	21644	345	14161
732421 BATH TUBS CASTIRON W/N ENAMEL		491		3875
732429 OTH BATH,SINK,W-BASIN ENA IRON	3479	42909	2188	30175
741539 OTH THREAD ARTICLES OF COPPER	6078	58564	2913	49367
741810 TABLE,KITCH/OTH HOUSEHOLD ARTI		46		24
741820 OTH SANITARY WARE,PARTS COPPER		508	17689	17885
741910 CHAIN,PARTS THEREOF OF COPPER		897		917
741991 CAST,MOULDED,STAM,FORGED,COPPE	42	1352		189
750720 TUBE OR PIPE FITTING NICKEL		11614	19	9327
750810 CLOTH,GRIL NETING OF NICK WIRE		2551		
761490 OTH STRAN WIR,ROP,CABL,PL ALUM	6335	887710	97	558848
761510 TABLE,KITCH,POT POLISHPAD ALUM	9299	58408	2218	43459
761520 SANITARY WARE&PATS OFALUMINIU	180	617	777	9022
761610 NAILS,BOLT,NUT,SCREW ETC ALUMI	1089	6475	773	7007
761691 CLOTH,GRIL,FENCING OF ALUM WIR	3034	5946	862	7649
780420 LEAD, POWDERS AND FLAKES		274		25
800300 TIN BAR, ROD, PROFILE AND WIRE	45	227		2257
810194 OTH UN-WROUGHT TUNGSTEN,BAR RD		226		252
810295 OTH MOLYBEDNUM BAR,ROD,SINTER		1224	2722	30498
810430 RASPINGS,TUMINGS,ETC MAGNESIUM		124		
820900 PLATE STICK,TIPS TOOL CERMET	4865	75496	5085	86690
821000 HAND-OPERATE MECHANICAL APPL	1438	10545	209	7993
821110 SETS OF ASSORTED ARTICLES	1090	2214		180
821191 TABLE KNIVES HAVING FIX BLADE.	575	9166	246	5065
821192 OTH KNIVES HAVE FIXED BLADES.	2196	19622	2540	13176
821193 KNIVE OTH THAN FIXE BLADES.	152	1113	263	2204
821194 BLADES	633	8784	400	18230
821195 HANDLES OF BASE METAL		179		440
821210 RAZORS	44787	805098	29445	634497
821220 SAFETY RAZOR BLADES,	81924	232881	586	47229
821290 OTHER PARTS	3793	24771	777	2801
821300 SCISSORS,TAILORS,SHEARS BLADE	2713	16101	1221	11949
821410 PAPER KNIVES,LETTER OPENER,ETC	11491	85296	5843	86667
821420 MANICURE OR PEDICURE SETS.	3223	26750	1058	16462
821490 OTH ARTICLES OF CUTLERY .	1000	11929	2342	17273
821510 SET OF ASORTED ARTICLE-PRECMTL		387	83	322
821520 OTH SETS OF ASSORTED ARTICLE.	1124	16092	60	7621
821591 OTH ARTICLE,NOT INSETS,PLATED		58	6	6
821599 OTHER ARTICLES	4927	33610	1864	24060
830110 PADLOCKS	55311	397031	12903	372959
830120 LOCKS FOR MOTOR VEHICLES.	1897	29846	3043	27782
830130 LOCKS FOR FURNITURE	42955	314668	12634	213427
830140 OTHER LOCKS	25087	237057	14783	223132
830150 CLASPS AND FRAMES WITH CLASPS.	254	932	13	4010
830160 PARTS OF LOCKS	1067	13879	219	25192
830170 KEYS PRESENTED SEPARATELY	4706	26481	2200	22592
830210 HINGES	9146	143398	7901	114638
830220 CASTORS	7067	48068	695	414021
830230 OTH MOUNTING,FITING MOT-VEHICL		1740	74	2496
830241 OTH MOUNTING,FITING BUILDING	3312	14884	232	7632
830242 OTH MOUNTING,FITING FURNITURES	37272	263639	12514	224237
830249 OTH FITINGS OF BASE METAL N.S.	11442	106204	7301	86380
830250 HAT-RACKS,HAT-PEGS,BRACKET&FIX	18067	29649	940	7672

Contd.

10.11 Imports by Economic Categories (Detail)

(In Thousand Rupees)

ITEMS	Apr-14	FROM JUL-2013	Apr-14	FROM JUL-2012
830300 ARMoured/REINFORCED SAF B-MTL.	6403	24509	6911	22017
830400 FILING CARD-INDEX CABINET/TRAY	1179	7452	923	3831
830510 FITTING FOR LOOSE-LEAF BINDERS	834	9863	308	9541
830520 STAPLES IN STRIPS	4126	65464	5010	60551
830590 OTH, INCLUDING PARTS	2462	28473	1190	17659
830610 BELLS,GONGS ETC.ELECTRIC METAL	542	4458	44	4473
830629 OTH STATUETT OTH ORNAMENT	1400	9825	758	12794
830630 PHOTOGRAPH,PICTURE FRAME MIRROR	142	2246	52	535
830710 FLEXIBLE TUBING OF IRON/STEEL	17899	177185	10120	83574
830790 FLEXIBLE TUBING OF BASE METAL	7328	147925	6740	83120
830810 HOOKS, EYES AND EYELETS	28026	261904	24979	135472
830820 TUBULAR OR BIFURCATED RIVET	92351	690219	73320	559540
830890 OTH ARTICLES B/METAL INC/PARTS	51822	287835	17752	213574
830910 CROWN CORKS OF BASE METAL	256	309	1076	1210
830990 OTH;SCREW CAPS POURING STOPERS	70723	496274	53173	412796
831000 SIGN-NAME PLATE,ETC.BASE METAL	1940	37457	2171	19910
831110 COATED ELECTRODE OF BASE METAL	63937	713695	88497	576763
831120 CORED WIRE OF BASE METAL,	4527	60486	20344	60187
831130 COATED RODS&CORED WIRE,B/METAL	5003	46042	5140	66230
851290 PARTS OF THE HEADING NO.85.12	773	11196	2469	16139
852290 OTH T/COM EQ/AC HD 85.19-85.21	11497	89703	10658	117141
852321 CARDS INCORPORTAING MAG STRIPE	4231	57344	7535	60335
852329 MAGNETIC DISCS	3450	36639	4006	45953
852341 OTHER OPTICAL MEDIA UNRECORDED	26554	121203	17238	84743
852349 OTHER OPTICAL MEDIA	125241	796276	4869	1240176
852351 SOLID STATE NON-VOLATILE STORA	13794	99592	7155	276563
852352 SMART CARDS SEMICONDC MEDIA	222370	1793113	74501	1301111
852359 PROXIMITY CARDS AND TAGS	70706	410000	38615	398638
870990 PARTS,H-NO.87.09 OF WORK TRUCK		7938		13108
871499 OTHER,PARTS AND ACCESSORIES	34960	277454	8044	83214
880390 OTH PARTS OF H-88.01 OR 88.02	727140	4727174	424635	4018975
902000 OTH BREATHING APP & GAS MASK,	6733	250681	4032	70911
902110 ORTHOPAEDIC/FRACTURE APPLIANCE	3766	204958	6260	77493
902121 ARTIFICIAL TEETH	89	154	117	690
902129 OTHER; DENTAL FITTINGS	2395	14325	1422	11860
902131 ARTIFICIAL JOINTS	16872	172592	10315	86740
902139 OTH ARTIFICIAL PARTS OF BODY	250704	1530673	801078	1857807
902140 HEARING AIDS,EXCL PART/ACCESSO	8588	38065	4278	25432
902150 PACEMAKER STIMULAT HEART MUSCL	23590	141685	19202	163323
903300 PARTS& ACCE OF HEARING AIDS	35611	257372	27345	251132
910111 WRIST WATCH,ELE OPE,MECH DISPL	143	210		1433
910119 O-W-WATCH ELECTRICALLY OPERATED	15493	33116	2584	22425
910129 O-W-WATCH,W/N INCO.STOP WATCH	30	94		3022
910191 OTH. POCKET-WATCH ELE OPERATED		12		
910199 O-WATCHES INCL STOP WATCHES	60	2995		4349
910211 W-WATCH,MACH DISPL O/TH H-9101	123	10611		6281
910212 W-WATCH,OPTO ELECTRONIC DISPLY		78		34
910219 O-W-WATCH W/N INCOR STOP WATCH	15764	74694	10503	77282
910229 O-W-WATCH O/THAN H-9101	46690	1263653	37557	628718
910299 O-POCKET/STOP WATCH O/T H-9101	12540	13638	34642	94211
910310 CLOCK WATCH MOVE ELECT OPERATD	103	245	30	190
910390 OTH,CLOCKS WATCH MOV EX.91.04	35	153	45	435
910400 INS PANEL CLOCK-AIR&SPACECRAFT		80	13	180
910511 ALARAM CLOCK,ELECTRICALLY OPE.	1241	7258	1100	8262
910519 OTHER, ALARAM CLOCK	2407	22034	262	13362
910521 WALL CLOCK,ELECTRICALLY OPERAT	963	8164	796	7164
910529 OTHER WALL CLOCKS	1039	16928	918	9765
910591 OTH,CLOCK ELECTRICALLY OPERATD	1195	3837		550

Contd.

10.11 Imports by Economic Categories (Detail)

(In Thousand Rupees)

ITEMS	Apr-14	FROM JUL-2013	Apr-14	FROM JUL-2012
910599 OTHER CLOCKS	3362	13888	1827	9736
910610 TIME-REGISTER, TIME RECORDERS	442	7182	660	2471
910690 OTH, TIME OR DAY RECORDING APPA	1059	33097	1896	19583
910700 TIME SWITCHES WITH CLOCK/WATCH	4399	100212	5357	65888
910811 WATCH MOVE ELEC. OPE MACH DISPL		136		79
910819 OTH, WATCH MOVE ELECT. OPERATED		509	63	1203
910890 OTH, WATCH MOVE COMPLETE ASSEMB	684	3499	246	669
910910 ELE OPER. CLOCK MOVE COMP/ASSEM		151		259
910990 OTH CLOCK MOVEMENT COMP&ASSEMB	1966	4794	777	3389
911011 COMP MOVE, UNASSEMBLED WATCH	1533	5414		2235
911012 INCOM MOVE, ASSEMBLED OF WATCH		496		62
911019 ROUGH MOVEMENTS, OF WATCHES		87		
911090 OTH, COMP MOVE WATCH/CLOCK UN-A	566	5645	1724	5232
911120 WATCH CASES BASE METAL, W/N G/S		92	34	34
911180 OTHER; WATCH CASES		681	55	440
911190 PARTS OF WATCH CASES	2196	19164	653	12005
911220 CLOCK CASE&CASE OF SIMIL GOODS	947	6268	543	3900
911290 PART OF CLOCK CASE/SIMILR CASE	364	1758	41	768
911310 WATCH STRAPS, BAND PRECI METAL.	167	3390		102
911320 WATCH STRAPS, BAND OF BASE METL	148	663		
911390 OTH, WATCH STRAPS, BANDS PART	854	9737	793	7652
911430 DIALS	215	413		56
911490 OTH; CLOCKS OR WATCH PARTS, N.S.	2489	8949	566	7803
920110 UPRIGHT PIANOS	40	40		
920190 OTH, HARPSICHORD KEYBOARD STRIN		400		27
920210 OTH STRING PLAYED WITH A BOW				271
920290 OTH, STRING MUSICAL INSTRUMENTS	53	3985	437	4012
920510 BRASS-WIND INSTRUMENTS		67		272
920590 OTH, WIND MISICAL INSTRUMENTS, NS		211		681
920600 PERCUSSION MUSICAL INSTRUMENTS		159		938
920710 KEYBOARD INS, O/THN ACCORDIONS				222
920790 OTH, MUSICAL INSTRUMENTS	554	3931	1800	5963
920810 MUSICAL BOXES	61	818	204	1975
920890 OTH; MECHANICAL STRET ORGAN, INS	1817	15152	1291	10173
920930 MUSICAL INSTRUMENT STRINGS	27	748		563
920991 OTH PARTS & ACCE FOR PIANOS.	17	17		34
920992 PARTS&ACCE MUSICAL INS H-92.02		247		133
920994 PARTS&ACCE MUSICAL INS H92.07			70	70
920999 OTH; PARTS&ACCE (CARDS, DISCS)		77	80	336
930110 ARTILERY WEAPONS (GUNS/MORTAR)				1112
930120 GRENADE/ROCKET LAUNCHERS				126
930190 OTHER MILITARY WAPONS		18630		121667
930200 REVOLVERS PISTOLS, O/TH93.3.04	54792	377206	80160	565314
930320 OTH, SPORTING, HUNTING SHOTGUNS	14175	102315	12206	147982
930330 OTH, SPORT, HUNTING, SHOTING RIFL	4281	4281		1559
930390 OTH; FIREARMS, DEVIC OPE FIR EXP	218	218	2585	5178
930400 OTH, ARMS OF HEADING NO.93.07	1254	6324	357	30600
930510 PARTS ACCE OF REVOLVERS, PISTOL		2479		184
930520 PARTS&ACC. SHOTGUNS/RIFL. H-9303	61	61	4660	4879
930591 OTH PART MILITARY WEAPON H93.01		1551		
930599 OTH PART&ACCE. ARTILERY H93.01				2755
930621 SHORTGUN CARTRIDGES	37	50586		71293
930629 OTH, PARTS OF SHORTGUNS CARTRIG	49337	49337		2714
930630 OTH, CARTRIDG & PARTS THEREOF.	1142	37428	5111	390327
930690 OTH; AMMUNITION OF WAR & PARTS.	34347	34347		211674
940110 SEATS OF A KIND USED, AIRCRAFT.		19		
940120 SEATS FOR MOTOR VEHICLES.	1257	11183	579	4453
940130 SWIVEL SEATS VARIABLE HEIGHT.	9650	60829	5881	72987

Contd.

10.11 Imports by Economic Categories (Detail)

(In Thousand Rupees)

ITEMS	Apr-14	FROM JUL-2013	Apr-14	FROM JUL-2012
940140 SEATS O/THN GARDEN SEATS,CAMP	107	22657	65	999
940151 SEATS OF CANE,OSIER,BAMBOO.	204	480		1390
940159 OTH SEATS AND PARTS THEREOF	420	1501	246	1027
940161 OT,SEATS UPHOLSTERED WOOD FRAM	481	11381	48	4640
940169 OTHER SEATS,WITH WOODEN FRAMES	4058	22795	339	7405
940171 OT-SEATS UPHOLSTERED METALFRAM	4172	34848	2847	20295
940179 OTHER SEATS;WITH METAL FRAMES	11576	79909	8795	63344
940180 OTHER SEATS WITH METSL FRAMES	29829	74844	16060	97571
940190 PART OF THE SEATS OF H-94.01.	62083	600523	75941	554525
940310 METAL FURNITURE USED IN OFFICE	2209	29091		51523
940320 OTH,METAL FURNITURE O/THN OFFI	9464	74586	3465	88880
940330 WOODEN FURNITURE-OFFICE USE	5799	65974	8646	88445
940340 WOODEN FURNITURE-KITCHEN UES	17854	62607	1732	26311
940350 WOODEN FURNITURE FOR BEDROOMS	17612	181751	6774	203212
940360 OTHER WOODEN FURNITURE	9368	201614	11586	67368
940370 FURNITURE OF PLASTICS	3635	42318	1401	21095
940381 FURNITURE OF OTHER MATERIAL	14	7028	32	106
940389 OTHER FURNITURE OF CANE, OSIER	4070	19535	4610	41533
940390 PARTS FURNITURE H -NO.94.03.	10671	49761	1861	20450
940410 MATTRESS SUPPORTS		601	130	1709
940421 MATTRESS CELLU RUBBER/PLSTIC	6	2654	2238	2605
940429 MATTRESS OF OTHER MATERIALS	368	1958	899	3302
940430 SLEEPING BAGS	6	371		317
940490 OTH,ARTI BEDDING&SIMI FURNISH.	5489	35821	10	38602
940510 CHANDELIERS & OTH ELE CEILING.	99150	741236	89560	554149
940520 ELECTRIC TABLES,DESK,BEDSIDE	7323	34191	2801	26456
940530 LIGHTING SETS CHRISTMASTREES	523	29746	603	38955
940540 OTH ELE LAMPS,LIGHTING FITTING	88811	688838	51629	539484
940550 NON-ELE LAMPS LIHTING FITTING.	532	6254	475	78870
940592 PARTS OF PLASTIC H-94.05,N.E.S	422	2745	194	1493
940600 PREFABRICATED BUILDINGS.	233126	2283902	249512	1735150
950300 TRICYCLES,SCOOTERS,PADAL CARS	350997	2339345	201959	1839223
950420 ARTI&ACCE, BILLIARDS ALL KIND	1670	18164	2025	11911
950430 OTH GAMES OPERATED BY COIN	2565	36595	846	20079
950440 PLAYING CARDS	4416	34530	3084	36494
950450 VIDEO GAMES CONSOLES&MACHINES	156	3122		2075
950490 OTH;ARTICLES FOR FUNFAIR,TABLE	4487	29663	3955	34853
950510 ARTI FOR CHRISTMAS FESTIVITES.	1866	6940		6092
950590 OTHER ENTERTAINMENT ARTICLES	17773	140972	8566	90016
950611 SNOW SKIS				48
950619 OTH;SNOW SKI EQUIPMENT.		486		1769
950629 OTH;WATER SKI,SURF BOARD W-SPO	1177	11084	258	1250
950631 GOLF CLUBS COMPLE/OTH GOLF EQU		790		9029
950632 GOLF BALLS	210	1943	539	2222
950639 OTHER;GOLF EQUIPMENTS	666	3311	280	11650
950640 ARTI,EQUIP FOR TABLE-TENNIS.	78	4683	2366	10102
950651 LAWN-TENNIS RACKETS,W/N STRUNG	1028	3823		2526
950659 OTH; BADMINTON,SIMILAR RACKET	3505	64283	5016	62603
950661 LAWN TENNIS BALLS	6200	89113	8419	71386
950662 INFLATABLE BALLS	1848	25698	1356	9386
950669 OTH BALL O/THN GOLF,T-TEN BALL	3755	25973	956	30828
950670 ICE SKATES,ROLLER INCL SKABOOT	230	2062		2192
950691 EQUIP. FOR OTHER PHY EXERCISE	70474	510969	41474	539703
950699 OTHER;SPORTS GOODS N.E.S.	57276	646432	45166	461519
950710 FISHING RODS	54	253	11	139
950720 FISH -HOOKS,W/N SNELLED	130	1759	607	794
950730 FISHING REELS	30	188	46	102
950790 OTH LINE FISHING TACKLE NETS	5	1963		1123

Contd.

10.11 Imports by Economic Categories (Detail)

(In Thousand Rupees)

ITEMS	Apr-14	FROM JUL-2013	Apr-14	FROM JUL-2012
950810 TRAVELLING CIRCUSES/MENAGERIES				1
950890 SWINGS,SHOOTING GALLERIES ETC.	5755	69511	2540	30689
960110 WORKED IVORY,ARTICLES OF IVORY		165		312
960190 OTH,ANIMAL CARVING MATERIL,ART	140	1582		1575
960200 WORKED VEGE,MINERAL MATERIAL	199185	2189642	84303	1232466
960310 BROOM,BRUSHE,CONS TWIN,VEG-MAT	1716	16796	2445	23224
960321 TOOTH BRUSHE,INCL DENT-PLA BRU	43996	379495	13409	208247
960329 OTH;SHAVING,HAIR,NAIL BRUSHES.	5729	87984	4548	46547
960330 ARTST,WRITING,SIMILAR BRUSHES	1375	8591	488	6766
960340 PAINT,DISTEPER,VARNISH BRUSHES	2681	24136	542	6143
960350 OTH BRUSHES CONSTI PART MACHIN	6469	36350	8421	51736
960390 OTH;HAND OPE MECHNICAL F-SWEPR	13623	97899	3470	67265
960400 HAND SIEVES AND HAND RIDDLES.	6	600	814	1408
960500 TRAVEL SETS FOR PERSONALTOILE.		14499		5751
960610 PRESS-FASTENERS,SNAP-FASTENER.	17579	244504	20527	268210
960621 BUTTON OF PLASTICS,NOT COVERED	45528	335240	25105	201590
960622 BUTON OF BASE METAL,COVER TXT	42369	429288	45953	336438
960629 OTHER BUTTONS	202629	1662776	155341	1417164
960630 BUTTON MOULD,PART,BUTTON BLANK	324	6617	32	13006
960711 SLIDE FASTENER FIT CHAIN SCOP.	37661	352157	34916	343048
960719 OTHER;SLIDE FASTENERS	274186	1977490	199564	1536916
960720 PARTS; SLIDE FASTENERS	156998	1307956	130796	1111399
960810 BALL POINT PENS	17552	94933	8255	135782
960820 FELT TIPPED.PORUS TIPPED PEN	19282	195197	9292	204610
960830 FOUNTAIN PEN,STYLOGRADH PEN	661	58970	3798	23807
960840 PROPELLING OR SLIDING PENCILS		124	89	1948
960850 SETS OF ARTICLS FROM TWO FOR-H	3004	9145		799
960860 REFILLS FOR BALL POINT PEN.	18667	123270	10591	116133
960891 PEN NIBS AND NIB POINTS	22834	251549	28145	280483
960899 OTH;PEN,PENCIL, SIMILAR HOLDER	29910	168832	11214	165667
960910 PENCILS&CRAYON W-LEADS ENCASD.	74870	551873	35460	421926
960920 PENCIL LEADS,BLACK OR COLOURED	19731	253455	277	198690
960990 OTH;PENCIL,DRAWING CHARCOALS.	20323	86534	2569	50266
961000 SLATES&BOARDS,WRITNG/DRAWIN	783	6537	842	9584
961100 DATE,SEALING OR NUMBERING STAM	2293	7211	646	8125
961210 TYPEWRITER OR SIMILAR RIBBONS	9801	94061	11778	115403
961220 INK-PADS	9	1085	110	669
961310 POCKET LIGHTERS,GAS FUELLED	10661	123458	38	22183
961320 POCKET LIGH,GAS FUELL,REFILLAB	347	28830	181	7868
961380 OTHER LIGHTERS	2644	26660	1766	20210
961390 PARTS OF CIGARETTE LIGHTERS	5	21540		447
961400 SMOKING PIPE&CIGAR OR CIG.HOLD	623	5445	191	2327
961511 COMBS,HAIR-SLIDES,OF HARD RBER	2819	13652	1681	6771
961519 OTH;HAIRPINS,CURLING PINS,LIKE	3833	40887	1448	31699
961590 OTH;COMES HAIR-SLIDES,LIKE,PAR	29275	298077	22055	246805
961610 SCENT SPRAY SIMI TOILET SPRAY	8643	58356	7319	76216
961620 POWDER-PUFFS&PADS FOR APPLICA	315	3358	235	3435
961700 VACCUM FLASKS&OTH VACUM VESS	32798	426069	21362	321491
961800 TAILORS,DUMMIERS&OTH LAY FING.	912	20523	719	20697
970110 PAINTING,DRAWING,PASTELS.	15	1877	163	13914
970190 OTH COLLAGES&SIMI DECORATIVE	534	6238	221	3934
970200 ORIGINAL ENGRAVINGS,PRINTS.		324		41
970300 ORIGINAL SCULPTURES&STATUARY	367	6776		550
970400 POSTAGE&REVENUE STAMPS,ST-POS			122	132
970500 COLLECTIONS&COLLECTORS, PIECS.		1308	337	2488
970600 ANTIQUES OF AN AGE EXE 100 YE.		18		
990900 TRANSACTIONS LESS THAN RS.1000	3760	77979	3973	20238
991000 SAMPLES HAVING NO-COMMER VALUE	159399	389573	162341	488118
2. RAW MATERIAL TOTAL (A + B)	224856012	2298415932	222190186*	2175592384
A. CONSUMER GOODS TOTAL	196417881	2052384387	197496210*	1933153191

Contd.

10.11 Imports by Economic Categories (Detail)

(In Thousand Rupees)

ITEMS	Apr-14	FROM JUL-2013	Apr-14	FROM JUL-2012
050400 GUTS,BLADERS,STOMACH OF ANIMAL	2284	52115	503	19974
050590 OTH SKINS AND PARTS OF BIRDS	13111	112987	6892	50207
050610 OSSEIN,BONES TREATED WITH ACID	12938	83383	11015	82848
050690 OTH POWDER & WASTE OF BONES	1068	14546	1373	14731
050790 OTH TORTOISE-SHELL WHALEBONE		10171		8388
050800 CORAL&SIMILAR MATERIAL/POWDER	214	13802		1617
051000 AMBERGRIS,CASTOREUM CIVET,MUSK	392	944	176	1308
051110 BOVINE SEMEN	4483	110337	1394	63502
051191 PRODUCTS OF FISH, CRUSTACEANS	485	2068		1159
051199 OTH ANIMAL PRODUCTS NOT ELSWHE		88		1775
060110 BULBS TUBERS,TUBEROU,ROOT,ETC		46445		39298
060120 BULB TUBERS,ROOTS,CHICORY PLAN		5497	600	6196
060210 UN-ROOTED CUTTING AND SLIPS	169	3291	175	1941
060220 TREES,SHRUBS,BUSHES,GRAFTED		858		1244
060230 RHODODENDRONS AZALEAS,GRAFTED	35	35		
060240 ROSES,GRAFTED OR NOT		271		
060290 OTHER LIVE PLANTS	12748	63275	6817	58625
060311 ROSES FRESH	59	2058	65	2355
060313 ORCHIDS FRESH	17	318		
060314 CHRYSANTHEMUMS FRESH	1883	22132	1107	16764
060315 LILIES FRESH	48	621		
060319 OTH FRESH FLOWER,BUDS FOR BOUQ	294	6710	627	8929
060390 OTH FLOWERS & FLOWERS BUDS	88	1546	55	1203
060490 O.PARTS OF PLANTS FOR BOUQUETS		93		16
110812 MAIZE (CORN), STARCH	4444	26034	2384	19572
110813 POTATO, STARCH	20382	335165	10924	234655
110814 MANIOC (CASSAVA) STARCH		16098	309	5518
110819 OTHER STARCHES	25	1331	181	5797
110820 INULIN	1624	9220		5162
110900 WHEAT GLUTEN,WHETHER/NOT DRIED	1773	31322	3309	25281
120110 SOYA BEAN SEED	72	72		30
120190 SOYA BEAN,W.OR-N-BROKEN/SHELED	54	131	32	168
120230 GROUND-NUTS SEED				792
120241 OTH GROUND NUTS IN SHELL	5906	125811	2840	89642
120242 GROUND-NUTS SHELLED BROKEN/N-B	24938	510773	45677	491653
120300 COPRA	68332	1247745	47412	1304566
120400 LINSEED,WHETHER OR NOT BROKEN				1168
120510 LOW ERUCIC ACID RAPE/COLZASEED	1658824	21311167	394640	38394899
120590 OTHER RAPE/COLZA SEED	126540	936373		24
120600 SUNFLOWER SEED,WHETH/NOT BROKE	176616	7958333	99	726192
120721 SEEDS FOR CROP (COTTON SEEDS)	18755	18755		16
120729 OTHER COTTON SEEDS		5582		
120740 SESAMUM (SESAME) SEEDS	100	7453		2126
120750 MUSTARD SEEDS		17910		6819
120770 MELON SEEDS		27		3061
120791 POPPY SEEDS				30
120799 OTH,OIL SEED/OLEAGINOUS FRUITS		29879		14023
120810 FLOUR AND MEALS OF SOYA BEANS		2384		1782
120890 FLOUR/MEALS OF OTH OIL SEEDS				28
120910 SUGAR BEET SEED USE FOR SOWING		49840		78937
120921 LUCERNE (ALFALFA) SEED	584	296497	2403	335616
120922 CLOVER (TRIFOLIUM) SEED	29215	1093075		1629623
120925 REY GRASS SEED				623
120929 OTHER SEEDS OF FORAGE PLANTS	191987	1011587	75869	622536
120930 SEED OF HERBACEOUS PLANTS		784	342	2017
120991 OTHER; VEGETABLE SEEDS	153554	2090658	100411	1946903
120999 OTH SEEDS OF FRUIT FOR SOWING	72502	876130	79860	436617
121190 OTH PLANTS AND PARTS OF PLANTS	35856	941678	41766	433973

Contd.

10.11 Imports by Economic Categories (Detail)

(In Thousand Rupees)

ITEMS	Apr-14	FROM JUL-2013	Apr-14	FROM JUL-2012
121221 SEAWEDS/ALGAE FIT FOR HUMAN	58	2098	84	1222
130190 OTH;NATURAL GUM,RESIN & BALSAM	23500	228327	19784	211021
130211 OPIUM SAPS AND EXTRACTS				6
130212 SAP AND EXTRACTS OF LIQUORICE		435	90	90
130219 OTH SAPS & EXTRACT OTH VEG SAP	9818	222071	46246	183998
130220 PECTIC SUBSTANCES,PECTINATES	14054	60670		61089
130231 AGAR-AGAR	3627	29209	10299	33964
130232 MUCILAGES&THICKENERS,LOC SEED	9394	70982	1183	207066
130239 OTHER MUCILAGES AND THICKENERS	43919	194765	23143	141319
140110 BAMBOOS	1117	28189	3808	30651
140120 RATTANS	3769	44964	8043	49719
140190 OTH VEG MATERIAL USED PLAITING		266		
140490 TENDU LEAVES(BIDI LEAVES)	216837	2207327	208852	1965349
150190 POULTRY FAT OTH THAN H-02.09		22267		
150210 TALLOW (OTHER THAN OF H-15.03)	144596	1527090	50370	2700911
150290 OTH FAT BOVIN ANMAL,SHEEP GOAT				19164
150300 LARD STEARIN/OIL,TALLOW OILS				1269
150410 FISH-LIVER OILS THEIR FRACTION			995	1184
150420 FATS OILS THEIR FRACT OF FISH		1660		1288
150430 FATS & OILS & THEIR FRACTIONS				6
150500 WOOL GREASE,CRUDE,FETTY SUBS	7391	65099	6802	51617
150600 OTH ANIMAL FATS AND OILS/FRACT		7679	2142	4417
150710 SOYABEAN OIL & ITS FRACT CRUDE	2077207	7814829	917397	5419114
150790 OTH SOYABEAN OIL & IT FRACTION	12850	193318	21655	185663
150890 OTH GROUND NUT OIL & ITS FRACT	205	10723	1130	9496
150910 OLIVE OIL & ITS FRACT (VIRGIN)	27609	97308	11439	82384
150990 OTH OLIVE OIL & ITS FRACTIONS	80729	445070	34718	345806
151000 OTH OIL/FR,INCL BLENDS OF OIL		823		4010
151110 PALM OIL & ITS FRACTIONS CRUDE	398905	8074610	3047851	33656158
151190 OTH PALM OIL & ITS FRACTIONS	15328265	150410864	12367142	130106776
151219 OTH SUNFLOWER SEE&SAFLOWER OIL	234	7960	1253	57565
151229 OTH COTTON SEED OIL & IT FRACT			13	13
151311 COCONUT OIL,ITS FRACTION CRUDE		50651	18945	176818
151319 OTH COCONUT OIL,ITS FRACTIONS	59147	433360	35813	414156
151329 OTH PALM KERNEL/BABASSU OIL	254525	896635	6482	812880
151419 OTH COLZA/MUSTER OIL,FRA/CRUDE			11	2174
151499 OTH RAPE SEED OIL ITS FRACTION				65
151511 LINSEED OIL & ITS FRACT CRUDE				7035
151519 OTH LINSEED OIL & ITS FRACTION	78	883		5718
151529 OTH MAIZE OIL & ITS FRACTIONS	1309	20893	3665	21748
151530 CASTOR OIL AND ITS FRACTIONS	1365	4295	25	4636
151550 SESAME OIL & ITS FRACTIONS	195	1309		1070
151590 OTH FIXED VEGETABLE OILS/FRACT	3909	26539	274	6199
151620 VEG FATS/OILS AND ITS FRACTION	126434	1284267	52387	1920280
151710 MARGARINE,EXCL LIQUID MARGARIN	9934	179050	25388	119328
151790 OTH MARGARIN,EDIB MIX/PREP ETC	76752	751343	68959	613928
151800 ANIMAL/VEG FAT/OILOXIDISE ETC	19363	75594	14418	135153
152000 GLYSEROL,CRUDE WATER & LYES	12769	48862		7154
152110 VEG WAX WHETHER OR NOT REFINED		9646	10756	24545
152190 OTH BEES WAXES,OTH INSECT WAX	4791	43759	2523	37806
152200 DEGRAS,RESIDUES ANIM/VEG WAXES	4725	140921	20953	815560
160100 SAUSE,PROD MEAT-FOOD PREP OFFL	999	6303	611	13696
220710 UNDENATURE ETHYL ALCOHOL O/SPR		29		75
220720 ETHYL ALCOHOL/OTH SPIRITS DEN				866
240120 TOBACO-WHOLY/PARTLY STE/STRIP	175113	1159781	158025	949817
240130 TOBACCO REFUSE	317	13968	121	1799
251010 AAT,C/PHOS,ALUM/C/PHOS&PH/CUG		2405744	673818	3746775
251020 AAT,C/PHOS,ALUM/C/PHOS&PH/CGD		395		41477

Contd.

10.11 Imports by Economic Categories (Detail)

(In Thousand Rupees)

ITEMS	Apr-14	FROM JUL-2013	Apr-14	FROM JUL-2012
270810 PITCH	6300	15854	232	9949
270900 PETROLEUM OILS FROM BITUMINOUS	42437877	491716566	53528918	443077403
271019 KEROSENE,INCL KER.TY. JET FUEL	56242779	560547675	57694199	582331749
271020 PETROLEUM OILS(OTH THAN CRUDE)		817		45
271091 WASTE OIL (PCBs),(PCTS),(PBBS)				280
271099 OTH WASTE OILS	85	3233	7213	153716
271111 NATURAL GAS,LIQUIFIED		317		3131
271112 PROPANE, LIQUIFIED	233	6537		12899
271113 BUTANES, LIQUIFIED		212		145
271114 ETHYLENE,PROPYLENE,BUTYLENE	4996	112296	10901	36825
271119 OTH GAS HYDROCARBONS LIQUIFIED	526205	6521345	163364	6377989
271121 NATURAL GAS,IN GASEOUS STATE				1470
271290 OTH PETROLEUM WAX ETC	45272	416467	19144	276778
271311 PETROLEUM COKE;NOT CALCINED		676743	51744	778450
271312 PETROLEUM COKE; CALCINED	3001	11440	1028	17360
271320 PETROLEUM BITUMEN	97742	598403	131792	2387218
271490 OTH BITUMEN & ASPHALT NATURAL.		2451	336	23686
290110 SATURATED ACYCLIC HYDROCARBONS	949	26572	1816	26460
290121 UNSATURATED ETHYLENE.	661129	8442866	710549	7392254
290129 OTH UNSATURATE ACYCLIC HYDCARBN	882	4910	481	4752
290211 CYCLOHEXANE	24	82		107
290219 OTH CYCLANES/CYCLOTERPENES	34862	227650	13971	130765
290220 BENZENE, PURE		27	43	219
290230 TOLUENE, PURE	27162	693828	43351	565247
290241 O-XYLENE	149875	1855801	247467	1943329
290242 M-XYLENE		22		
290243 P-XYLENE	1963483	34493384	2798807	36672921
290244 MIXED XYLENE ISOMERS	14112	109477	32259	165375
290250 STYRENE	1159658	8274152	157182	6809029
290260 ETHYLBENZENE		5147		9004
290290 OTH CYCLEC HYDROCARBONS	18713	164866	20008	127657
290311 CHLOROMETHANE,& CHLOROETHANE		2908		
290312 DICHLOROMETHANE(METHYLEN CHLRD	15486	216986	5832	225654
290313 CHOLOROFORM(TRICHLOROMETHANE)	38463	295232	48830	198060
290315 ETHYLENE DICHLORIDE(1,2-DI CH)		315937	192617	539579
290319 OTH SATAR DERIV ACYCL HYDCARBN	3964	33012	4998	68931
290321 UNSATURATED VINYL CHLORIDE		197869		270380
290322 UNSATURATED TRICHLOROETHYLENE	13570	165762	11041	134425
290323 UNSATURATE TETRACHLOROETYLENE	8295	53453	8677	49005
290329 OTH UNSATUR DERIV ACYCL H'CARB		5		10018
290339 OTH FLUORINATED,BRO DERIVATIES	84869	523225	97718	581379
290371 CHLORODIFLUOROMETHANE		85978	37959	143708
290373 DICHLOROFLUROETHANES		12079	8543	25894
290377 PENTACHLOROFLURO METHANE	3225	26183	993	28206
290379 OTH CHLORODIFLUOROMETHANE	28435	303872	82185	407046
290381 1,2,3,4,5,6HEXACHLORO CYCLOHEX				193
290391 CHLOROBENZENE,O-DI/P-DI CHLORO		3016	365	6847
290399 OTH HALOGENATED DERIV H.CARBON	10825	36774	576	18915
290410 DERIV SULPHO GRP IT SALT/EYHYL	1484	78513	3615	53935
290420 DERIVAT ONLY NITRO/NITRO GROUP	2791	15828		16764
290490 OTH,SUPHO,NITRAT NITROS H'CARB	1459	31815	1656	24612
290511 SATURAT METHANOL(METHYL ALCHL)	567900	4364866	351727	3041850
290512 PROPYL/ISOPROPYL ALCOHOL	87833	987210	92814	981404
290513 SATUR BUTAN-I-01(N-BUTYLALVHL	5931	56086	26523	134054
290514 OTHER SATURATED BUTANOLS	4903	147205	19474	159620
290516 SATUR OCTANOL/ISOMERS THEREOF	311258	3465967	453992	3300448
290517 DODECAN-1-O1HEXADECAN/OCTADEC	608	49328	9138	60468
290519 SATUR MONOHYDRIC ALCOHOLS	3292	30969	3359	8018

Contd.

10.11 Imports by Economic Categories (Detail)

(In Thousand Rupees)

ITEMS	Apr-14	FROM JUL-2013	Apr-14	FROM JUL-2012
290522 UNSATUR ACYCLIC TERPENE ALCOHL	2889	44256	2829	50740
290529 OTH UNSATUR MONOHYDRIC ALCOHOL		14834	2576	9601
290531 ETHYLENE GLYCOL(ETHANEDIOL)MEG	1314247	22483678	2862912	24482426
290532 PROPYLEN GLYCOL(PROPAN-1,2-DIO	132487	912862	92171	642843
290539 OTHER, DIOLS	4839	65221	27516	83056
290541 2-ETHYL-2(HYDROXYMETHLY-PROPAN	479	8369	2407	15304
290542 PENTAERYTHRITOL	51127	385329	48238	275007
290543 MANNITOL	4135	92800	7400	56609
290544 D-GLUCITOL (SORBITOL)	299	19515	2697	25725
290545 GLYCEROL	63329	541319	40500	383527
290549 OTHER,POLUHYDRIC ALCOHOLS	189	12866	6137	29539
290559 OTHER HALOGENATED, SULPHONATED	772	11723	149	15312
290611 MENTHOL	72293	394793	51576	581162
290612 CYCLOEXANOL,METHYL/DIMETHYL	1019	6330	372	2160
290613 STEROLS AND INOSITOLS		14456	401	6597
290619 OTH,CYCLANIC,CYCLENIC CYCLOTER	7582	66043	9622	69941
290621 BENZYL ALCOHOL	13568	65195	1749	34832
290629 OTH,AROMATIC CYCLIC ALCH HALOG	1216	39768	1732	18669
290711 PHENOL(HYDROXYBENZENE)IT SALT	32178	398321	47235	261466
290712 CRESOLS AND THEIR SALTS	2361	3212	60	474
290715 NAPTHOLS & THEIR SALTS	3458	8998		4807
290719 OTHER MONOPHENOLS	7959	32978	6908	31174
290721 RESORCINAL AND ITS SALTS	2455	22828	2958	18633
290722 HYDROQUINONE (QUINOL)ITS SALT	2704	29996	913	12861
290723 4,4-ISOPROPYLDENEDIPHENOL/SALT		17506		9037
290729 OTHER, POLYPHENOLS	4794	74808	6109	52005
290819 OTH DERI CON ONL HALOGEN SUBST		8356	1083	19046
291511 FORMIC ACID	20366	235059	11592	201727
291512 SALTS OF FORMIC ACID	54481	567313	89833	546090
291513 ESTERS OF FORMIC ACID	212	1729		218
291521 ACETIC ACID	50598	1356789	184637	1473769
291524 ACETIC ANHYDRIDE		753		1824
291529 OTH,ACETIC ACIDE & ITS SALTS	3087	30003	21777	101320
291531 ETHYL ACETATE	24346	89009	4697	72852
291532 VINYL ACETATE	208890	1406106	75494	935253
291533 N-BUTYL ACETATE		2878		2084
291536 DINOSEB (ISO) ACETATE		69		952
291539 OTHER,ESTERS OF ACETIC ACID	118999	907895	72491	549132
291540 MONO/DI/TRICHLOROACETIC ACID-S	11	5847	1669	4532
291550 PROPIONIC ACID,ITS SALT/ESTERS	6624	53994	3623	30651
291560 BUTYRIC/VALERIC ACID/SALT/ESTR	15640	163912	15949	124316
291570 STEARIC ACID	16607	101757	7168	67774
291590 OTH SAT ACYCLIC MONOCARBOXYLIC	101805	598296	37189	470748
291611 UNSATU ACRYLIC ACID/ITS SALTS	34500	211513	18396	132299
291612 UNSATURATE ESTER ACRYLIC ACID	160829	1616895	115205	1222515
291613 UNSATU METHACRYLIC ACID/SALTS	9455	60261	898	13696
291614 UNSATU ESTER,METHARYLIC ACID	38443	520585	50851	459720
291619 OTH UNSAT ACYCLIC MI/CARBOX ACID	11001	126493	23804	87978
291620 CYC-LANIC,LENIC LOTEPHENI ACID	13959	80828	8601	65813
291631 BENZOIC ACID,ITS SALTS/ESTERS	38325	213474	7233	112304
291632 BENZOYL PEROXIDE/BENZYL CHLRID	2967	23722	1780	15591
291634 PHENYLACETIC ACID & ITS SALTS	1074	1114	147	858
291639 OTH,ARMATIC MONOCARBOXYIC ACID	47785	537180	106915	553875
291711 OXALIC ACID/ITS SALTS/ESTERS	11239	113220	8636	171099
291712 ADIPIC ACID,ITS SALTS/ESTERS	18530	35097	4643	42799
291713 AZELAIC/SEBACIC ACID/SALT/ESTR		17255	2626	22357
291714 MALEIC ANHYDRIDE	6821	90643	9705	82423
291719 OTH ACYCLIC POLYCARBOXYL ACID	4449	79928	5809	46673

Contd.

10.11 Imports by Economic Categories (Detail)

(In Thousand Rupees)

ITEMS	Apr-14	FROM JUL-2013	Apr-14	FROM JUL-2012
291720 CYC-LANIC,LENIC LOTERPENC ACID		15595	865	37856
291732 DIOCTYL ORTHOPHTHALATES	182	5782	819	13256
291733 DINONY/DIDECYL ORTHOPHTHALATES		4044		2354
291734 OTH ESTERS ORTHOPHTHALIC ACID	15153	161845	30285	141716
291735 PHTHALIC ANHYDRIDE	42109	137890	8653	184743
291736 TERPHTHALIC ACID AND ITS SALTS	188765	2377308	358785	5167728
291739 OTH POLYCARBOXYLIC ACIDS/DERIV	57032	292849	27077	279857
291811 LACTIC ACID,ITS SALTS/ESTERS	19241	119700	21007	119072
291812 TARTARIC ACID	15197	62368	5700	33831
291813 SALT & ESTER OF TARTARIC ACID	4716	13034		6626
291814 CITRIC ACID	216838	1360904	152098	867240
291815 SALTS & ESTER OF CITRIC ACID	37446	203615	22100	144953
291816 GLUCONIC ACID,SALTS & ESTERS	86736	508497	54497	446165
291818 CHLOROBENZILATE (ISO)		2467	2	2099
291819 OTH CARBOXYLIC ACID W/ALCOHOL	10671	102059	4154	72625
291821 SALICYLIC ACID AND ITS SALTS	5096	29292	5576	24674
291822 O-ACETYSALICYLIC ACID/SALT/ESTER	23270	105485	3596	91955
291823 OTH ESTER,SALICYLIC ACID/SALTS	1111	7136		4550
291829 OTH CARBOXYLIC ACID+PHENOL FUN	6384	108021	9567	88143
291830 CARBOXYLIC ACID+ALDEHYDE/KETON	4793	49655	891	45319
291891 2,4,5-T(ISO)(2,4,5-TRICHLOROPH	1245	10307	1331	4199
292990 OTH COMP WITH OTH NITROGN FUNC	22275	180817	21716	139637
293020 THIOCARBAMATE/DITHIOCARBAMATES	34380	298808	5277	176670
293030 THIURAM MONO-,DI-,TETRASULPHID	842	35625	1694	13739
293040 METHIONINE	342595	2375115	253965	1934221
293090 OTHER ORGANO-SULPHUR COMPOUNDS	247773	1131048	147633	445743
293110 TETRAMETHYL LEAD&T-ETHYL LEAD	1868	15932		
293120 TRIBUTYL TIN COMPOUNDS				758
293190 OTH O-ALKYL&(O-2-(DIALKYL),COMP	43411	670983	50802	540581
293211 TETRAHYDROFURAN	1	2823		261
293212 2-FURALDEHYDE (FURFURALDEHYDE)		37420		34606
293213 FURFURYL ALCOH/TETRAHYDRFURFYL		287		1386
293219 OTH COMP UNFUSED FURAN RING	10659	51936	9898	57432
293220 LACTONES	3814	90852	7123	110975
293299 OTH HETEROCYCLIC COMP W/OXYGEN	318858	1715707	167158	1496559
293311 PHENAZONE & ITS DERIVATIVE	2025	9340	808	55406
293319 OTH COMP UNFUSE PYRAZOLE RING	4590	50040	5055	110795
293321 HYDANTOIN AND ITS DERIVATIVES	4631	21294	3104	24327
293329 OTH COMP UNFUSE IMIDAZOLE RING	148211	1007574	55803	822472
293331 PYRIDINE AND ITS SALTS	3495	5170	34	5311
293332 PIPERIDINE AND ITS SALTS		670	327	413
293333 ALFENTANIAL(INN)(ANILERIDINE)	757	126288	1969	111416
293339 OTH COMP UNFUSE PYRIDINE RING	233464	2411298	296940	2554963
293349 OTH COMP QUINOLIN/ISO-QUINOLIN	128090	1231102	132169	1236478
293352 MALONYLUREA/IT DERIV/SALT THOF				512
293353 ALLOBARBITAL(INN)(AMBARBITAL)		3524		2563
293354 OTH DERIVATIVES OF MALONYLUREA		1998		3274
293359 OTH COMP PYRIMIDINE/PIPER RING	164852	1858494	141604	1708348
293361 MALAMINE	61793	562699	25120	383844
293369 OTH COMP UNFUSE TRIAZINE RING	48406	684862	118383	350399
293371 6-HEXANELACTAM(EPSILON-CAPROL)	699	9054	1424	9135
293372 CLOBAZAM(INN),METHPRYLON(INN)		34814		
293379 OTHER LACTAMS	7937	252180	51402	355115
293391 ALPRAZOLAM(INN) CAMAZEPAM(INN)	4727	43069	4471	31105
293399 OTHER HETROCYCLIC COPMOUNDS	124054	1743358	202970	1485861
293410 COMP UNFUSE THIAZOLE RING	7592	157155	8948	157281
293420 COMP BENZOTHIAZOLE RING SYSTEM	5123	86445	5578	59143
293430 COMP PHENOTHIAZINE RING SYSTEM	1829	52717	4369	74938

Contd.

10.11 Imports by Economic Categories (Detail)

(In Thousand Rupees)

ITEMS	Apr-14	FROM JUL-2013	Apr-14	FROM JUL-2012
293491 AMINOREX(INN),BORTIZOLAM(INN)	1964	8474		6415
293499 OTHER NUCELEIC ACIDS&SALTS	458471	4197324	445195	4359395
293999 OTH VEGETABLE ALKALOIDS NATURL	46458	178043	26262	196878
294190 OTHER ANTIBIOTICS.	626512	4939896	560994	4427539
300692 WASTE PHARMACEUTICALS		66		
310100 ANIMAL/VEG FERTILIZER/PRODUCTS	16408	32112	13125	60936
310210 UREA,WHET OR NOT AQUEOUS SOLUT	2181	37073542	1869	15176333
310221 AMMONIUM SULPHATE	45553	355877	19404	167351
310229 MIX AMMONIUM SULPHATE/NITRATE	23	247938	57962	174299
310230 AMMONIUM NITRAT,WHET/NOT AQUES	35987	276313	24365	266346
310250 SODIUM NITRATE	9470	86008		42842
310260 MIXT,CALCIUM/AMMONIUM NITRATE		2546		2418
310290 OTH,MIN/CHEM NETROG FERTILZER	4863	74045	6566	64217
310310 SUPER-PHOSPHATES		211485		56210
310390 OTH,MIN/CHEM FERTILIZE PHOSPHT	2185	9854	1523	21070
310420 POTASSIUM CHLORIDE	98367	667849	57874	356143
310430 POTASSIUM SULPHATE	59440	372733	29356	397756
310490 OTH,MIN/CHEM FERTILIZE POTASIC	234097	1402431	116799	538345
310510 MIN/CHEM FERTILIZER >10KG	24	2674	186	303
310520 MIN/CHEM FERTZ ELEM NIT/PHO/PT	30997	305602	12346	249782
310530 DIAMMONIUM HYDROG ORTHO-PHOSPH	1315545	20874424		25560387
310540 AMMONIUM DIHYDROGEN ORTHO-PHOS		305521		341221
310551 CHEM FERTZ CON NITRAT/PHOS	821	343207		6393
310559 OTH MIN/CHEM FERTZ NITRAT/PHOS	1616	96957		48312
310560 MIN/CHEM FERTZ ELEM PHOS/POTAS		323		3458
310590 OTH MINER/CHEMICAL FERTILIZER	14987	130843	33636	4089827
320110 QUEBRACHO EXTRACT	4954	78166	345	70981
320120 WATTLE EXTRACT	33878	418865	24948	220009
320190 OTH TANNING/EXTRACT VEG/GAMBER	22898	366776	36882	345548
320210 SYN ORGANIC TANNING SUBSTANCE	196880	1434561	117584	1096431
320290 OTH,INORGANIC TANING SUBSTANCE	71748	1034012	93829	874613
320300 COLOUR MATTER,VEG/ANIMAL	7082	42360	7219	44719
320411 DISPERSE DYES/PREP BASE THEROF	275314	1651699	97279	1009805
320412 ACID DYES PREMETALISE/PREP/DYE	151739	1313774	81157	743549
320413 BASIC DYES/PREP BASE THEREON	54403	569004	25775	396987
320414 DIRECT DYES/PREP BASE THEREON	28782	234757	15637	192865
320415 VAT DYES INCL PIGMENT/PREPARAT	296682	2597958	306725	2132148
320416 REACTIVE DYES PREP BASE THREON	794745	7133571	611185	4207198
320417 PIGMENT PREP BASE THEREON	246060	2001537	195257	1828049
320419 OTH SYN ORGN COLOURING MATTER	81588	902633	58366	784101
320420 SYN ORGN PROD USE FLUORESCENT	60607	431561	54917	416138
320490 OTH,SYN ORGN COLOURING MATTER	8941	60635	5253	41302
320500 COLOUR LAKES,PREP AS SPECIFIED	17719	164378	9095	167824
320611 PIGMENT PREP TITANIUM DIOXIDE	471208	4539834	568649	4327786
320619 OTH,PIGMENT/PREP TITANIUM DIOX	15845	100211	5305	88240
320620 PIGMENT/PREP,CHROMIUM COMPOUND	982	116493	9968	119215
320641 ULTRAMARINE/PEP BASE THEREON	5659	44260	3076	27613
320642 LITHOPONE/OTH PIGMENT/ZINC SUL	8680	38599	4246	33884
320649 OTH,COLOURING MATTER PREPARATN	67786	428394	20903	271237
320650 INORGANIC PRO USE LUMINOPHORES	114	5497		3520
320710 PREP PIGMENT/OPACIFIER/COLOURS	18830	146238	21054	167814
320720 VITRIFIABLE ENAMEL/GLAZE/ENGOB	3355	61712	5030	72514
320730 LIQUID LUSTER/SIMILAR PREPARAT		15712	2866	14255
320740 GLASS FRIT/POWDER GRANULE/FLAK	87650	776787	47968	523987
320810 PAINT/VARNISH BASE ON POLYSTER	28113	220547	16020	214711
320820 PAINT/VARNISH,ACRY/VINYL POLYM	8217	163124	12276	157610
320890 OTH PAINT BASED ON POLYAMIDES	137429	1182625	101897	965570
320910 PAINT/VARNISH ACRY/VINYL POLYM	5326	67203	7162	28103

Contd.

10.11 Imports by Economic Categories (Detail)

(In Thousand Rupees)

ITEMS	Apr-14	FROM JUL-2013	Apr-14	FROM JUL-2012
320990 PAINT/VARNISH,SYN POLYMER/AQS	27616	278112	13609	166381
321000 OTH PAINT & VARNISH FOR LEATHE	12869	185953	14562	144575
321100 PREPARED DRIERS.	12249	128175	34547	167438
321210 STAMPING FOILS	20527	226817	24809	177848
321290 OTH,PIGMENT DISPERSE NON AQUOS	19016	157159	10421	140252
321310 COLOURS IN SETS	2537	26488	1733	20083
321390 OTH COLOUR ARTIST/PAINTERS	641	2028	855	3209
321410 GLAZIERS/GRAFTING PUTTY,RESIN	11699	202779	21773	166369
321490 NON-REFRACTORY SURFACING PREP	32593	282646	27476	314466
321511 ROLLING COATING PRINT INK BLK	40397	288355	29746	305273
340290 OTH ORG SURFAC ACT,WASH/CLEAN	83064	1200384	104401	812155
340311 PREP TEXTILE/LEATHER/OIL MATRL	30125	344881	5101	249896
340319 LUBRICAT PREP CONT PET/MIN OIL	100929	881687	127569	806616
340391 OTH,PREP TEXT/LEATHER/FURSK ML	226705	1922653	186351	1420799
340399 OTH LUBRICAT PREP OIL/GREASE	59083	391971	23920	350525
340420 ART/PREP WAXES,POLYETHEL GLYCL	25730	218736	21401	182451
340600 CANDLES,TAPERS AND THE LIKE	2589	44275	1296	35738
340700 MODELING PASTE ETC RETAIL SALE	7586	35399	2346	23048
350110 CASEIN	5214	64580	2309	35800
350220 MILK ALBUMIN,INCL WHEY PROTEIN		21550		21
350290 OTH ALBUMIN O/T EGG ALBUMIN	72	1368	55	415
350300 GELATIN&GELATIN DERIVATIVE		133620	868	57618
350400 PEPTONEDERV,PROTEIN SUBSTANCE	4101	50145	4572	38428
350510 DEXTRIN,OTH MODIFIED STARCHES	34230	356341	31587	303553
350520 GLUES	24420	95236	8228	81458
350610 PROD SUITABLE USE GLUE/ADHESIV	23652	159962	5162	82581
350691 ADHESIVE/RUBBER/PLASTIC/RESIN	141427	870187	85281	661725
350699 OTH PREP GLUE/ADHESIVE	12863	106212	6435	84980
350710 RENNEN AND CONCENTRATE THEREOF	30	2838		3334
360690 OTH FERRO CERIU/OTH PYROPHORC	261	806		438
370110 X-RAY FILM,PLATE IN FLAT UNEXP	59303	734084	82084	712877
370120 INSTANT PRINT FILM UNEXPOSED		2975	61	609
370130 OTH UNEXPOSED PLATE>255MM	38522	380443	40544	420748
370191 O.PL/FILM-COLOUR PHOTOGRAPHY		8317		
370199 OTH PHOTOGRAP/PLAT/FILM/UNEXPS	1129	1953	16	1120
370210 PHOT-FILM ROLL UNEXPOSE,X-RAY	2421	13346	275	5625
370231 OTH PHOT/FILM ROLL<105MM	124	1093		5730
370239 OTH PHOT FILM ROLL ST/UNEXPOSE	1125	9108	1222	5540
370243 PHOT FILM W>610MM,L<200M	12395	59453	450	22032
370244 PHOT FILMW>105MM BUT<610MM	11076	479206	58818	501485
370252 PHOT FILM W<16MM-COLOUR		71	77	252
370253 PHOT FILM W-16MM-35MM,L<30MC/L				58
370254 PHOT FILM W-16MM-35MM/L<30MM		3		
370255 PHOT FILM W-16MM-35MM,L>30MC/L		1549		6926
370297 PHOT FILM ROLL W-</=35MM/L<30M		266		
370310 PHOT PAPER/BOARD/TEXT W>610MM		1229	252	5492
370320 PHOT PAPER/BOARD/TEXT UNEX/COL	19583	43077	11491	57476
370390 OTH PHOT PAPER/BOARD TEXT UNEX	11725	103356	17424	82950
370400 PHOT PLAT/FILM PAPER/BOARD EXP		7065	194	6438
370590 OTH PHOT PLAT/FILM	87	1838		162
370610 CINEMAGRAPHIC FILM EXPO/DEVEL	911	18945	2604	28143
370690 OTH CINEMA FILM EXPOSE DEVELOP	586	5044	282	2009
370710 SENSITISING EMULSIONS	9206	73177	10296	66445
370790 OTH CHEM PREP,PHOTOGRAPHIC USE	26808	146367	27514	149284
380110 ARTIFICIAL GRAPHITE	1633	15515		11585
380120 COLOIDAL/SEMI COLOIDL GRAPHITE	186	3435		4452
380130 CARBONEOUS PASTE ELECTRODE		6795		3363
380190 OTH,PREP GRAPHITE O/T CARBON	3053	9985	152	9246

Contd.

10.11 Imports by Economic Categories (Detail)

(In Thousand Rupees)

ITEMS	Apr-14	FROM JUL-2013	Apr-14	FROM JUL-2012
380210 ACTIVATED CARBON	30260	140102	19507	160080
380290 OTH ACT CARBON/NAT MINER PROD	24498	123597	10071	97599
380300 TALL OIL WHETHER/NOT REFINED	491	816		489
380400 RESIDUAL LYE FROM WOOD PULP NS	29734	119383	16618	134779
380510 GUM,WOOD,SULPHAT TURPENTIN OIL	4020	5308	866	2539
380590 OTH TERPENIC OIL CONIFER WOOD	15127	68711	5885	41317
380610 ROSIN AND ROSIN ACIDS	119184	719683	70570	567287
380620 SALT OF ROSIN/RESIN ACIDS DERV	1265	122542	2147	59620
380630 ESTERS GUMS	21023	96904	10555	59849
380690 OTH,ROSIN,SPIRIT,OIL,RUN GUMS	2501	53622	1751	38037
380700 WOOD TAR/OIL,CREOSOT,NAPHT ETC	260	287		63
380850 INSECTICIDE/RODENTICIDE/ETC		2992		5907
380891 OTHER INSECTICIDES	711250	4068186	452638	2889436
380892 FUNGICIDES	56217	2307622	76255	1213649
380893 HERBICID,ANTISPROUTING PRODUCT	381851	3141443	260447	1705692
380894 DISINFECTANTS	29926	175331	12531	141640
380899 PLANT-GROWTH REGULATORS R.O-71	123026	218245	3621	180559
380910 FINISHING AGENT AMYLACOUS SUBS		7359		3058
380991 OTH FINISHING AGENT ETC TX ETC	271695	2197604	200985	1804522
380992 OTH FINISHING AGENT DYE CARIER	23647	208797	20658	146771
380993 OTH FINISHING AGENT DYE CARIER	72276	778080	60473	573503
381010 PICKLING PREP METAL SURFACE	74756	590084	56737	483454
381090 OTH PREP FOR METAL SURFACE	1384	68926	74	50255
381111 ANTI-KNOCK PREP OF LEAD COMP		13		
381119 OTHER,ANTI-KNOCK PREPARATIONS	1984	23984	580	23359
381121 ADD LUBRICATE,PET OIL BIT MINE	467265	4027926	272945	3509465
381129 OTH ADDITIVE LUBRICATING OIL	107532	968315	66911	765227
381190 OTH PREP ADDITIVE FOR LIQU USE	89075	1407173	107260	1287587
381210 PREPARED RUBBER ACCELERATORS	19757	99690	10383	76611
381220 COMPOUND PLASTICIZER RUB PL	260	227249	15374	223804
381230 ANTI-OXIDISING PREPAR & COMPOU	54961	554821	75860	596189
381300 PREP/CHARG FIRE-EXTINGUISHERS	7585	39835	2568	31689
381400 ORGAN COMP SOLVENT/THINNER NES	28297	394935	5698	150945
381511 SUPORTED CATALYST WITH NI/COMP	41343	130205	385	129741
381512 SUPORTED CATALYST WITH PR/METL	721	75179	257184	273134
381519 OTHER,SUPPORTED CATALYSTS	9690	301617	30424	809853
381600 REFRACTORY CEMENT,MORTARS,CONS	54368	361540	25089	332853
381700 MIXE ALKYL-BENZEN&MIX AL-NAPHT	798880	6085923	478179	5012809
381800 CHEM ELEMENT/COMP DOP-ELECTRON		22710	176	15364
381900 HYDRALIC BRAKE FLUIDS/LIQUIDS	12489	97217	9837	94988
382000 ANTI-FREEZING PREP/DEICE FLUID	11842	102882	13521	86482
382100 PREP CULTURE MEDIA MICRO-ORGAN	3738	51062	5470	43848
382200 DIAGNOSTIC/LAB REAGENTS/PR-DIA	804516	4693867	405408	3887605
382311 STEARIC ACID	29257	176431	22692	173991
382312 OLEIC (OLIVE) ACID	4353	32405	825	27125
382313 TALL OIL FATTY ACIDS	525	11789		39224
382319 OTH INDUS MONOCARBOXYLIC F.ACI	306715	2702913	287355	1774203
382370 INDUSTRIAL FATTY ALCOHOLS	7715	74228	7684	61413
382410 PREP BINDER FOUNDRY MOUL CORES	9751	84198	5659	65508
382430 NON-AGGLOMERATED METAL CARBIDE		61	25	273
382440 PREPARED ADDITIVES FOR CEMENT	25395	249264	1538	169256
382450 NON-REFRACTORY MORTAR CONCRETE		12625	15	7178
382460 SORBITOL O/TH SUB-H-NO.2905.44	71320	422428	17573	242065
382478 CON (PFCs)/(HFCs)BUT NOT(CFCs)	1994	6456	392	516
382479 OTH MIX CON HALOGE DER OF METH	13455	132840	982	247295
382481 MIX CON OXIRANE(ETHYLE OXIDE)		94		109
382490 OTH,CHEMICAL PRODUCT/PREPARA	1575816	14036810	1479480	12162149
382510 MUNICIPAL WASTE				11

Contd.

10.11 Imports by Economic Categories (Detail)

(In Thousand Rupees)

ITEMS	Apr-14	FROM JUL-2013	Apr-14	FROM JUL-2012
382530 CLINICAL WASTE				490
382549 OTH WASTE ORGANIC SOLVANTS				134
382590 OTH RESIDUAL OF CEHM.INDUSTRY		510	1	477
382600 BIODIESE&MIXTURE 70%WT-PET-OIL				1479
390110 POLYETHYLENE SP GRAVITY<0.94	2098436	22593607	1130959	16799723
390120 POLYETHYLENE SP.GRAVITY>0.94	1724631	15804110	1406659	14840191
390130 ETHYLENE-VINYL ACETATE COPLMER	225013	1734127	188474	1531606
390190 OTH POLYMER OF ETHYLENE P.FORM	163764	1349205	145197	1061946
390210 POLYPROPYLENE	3317641	36618203	3022431	27333175
390220 POLYISOBUTYLENE	4563	39279	314	169260
390230 PROPYLENE COPOLYMERS	1530097	9738491	740046	7354213
390290 OTHER OLEFINS IN PRIMARY FORMS	13235	207251	22653	132945
390311 POLYSTYRENE EXPANSIBLE	8203	90486	3166	97719
390319 OTHER POLYSTYRENE	79483	514173	52274	394863
390320 STYRENE-ACRYLONITRILE COPOLYMR	29969	276011	12929	187064
390330 ACRYLONITRILE-BUTADINE-STYRENE	245881	2453565	349992	2087780
390390 OTH POLYMERS OF STYRENE,P-FORM	14017	128213	27349	209090
390410 POLYVINYL CHLORIDE,UNMIX SUBST	398433	2601231	146529	1705503
390421 OTH POLYVINYL CHLORIDE,NON-PLA	3120	82535	2022	70588
390422 OTH POLYVINYL CHLORIDE PLASTIC	24754	244700	28467	219357
390430 VINYL CHLORIDE VINYL ACETATE	7081	44712	2661	36879
390440 OTH VINYL CHLORIDE COPOLYMERS	15253	91983	8022	45973
390450 VINYLIDENE CHLORIDE POLYMERS	280	280		1156
390461 POLYTETRALUOROETHYLENE	360	3597		2018
390469 OTHER, FLUORO-POLYMERS	3855	12025	1401	13472
390490 OTH POLYMERS OF VINYL CHLORIDE	1440	10854	1646	12725
390512 POLYVINYL ACETATE AQUE DISPERS	6544	48193	4883	58747
390519 OTH POLYVINYL ACETATE (PVA)	9741	57171	1061	35455
390521 VINYL ACETATE COPOLYMERS AQUEO	51395	405821	38614	260782
390529 OTH VINYL ACETATE COPOLYMERS	2368	113781	18160	101398
390530 POLYVINYL ALCOHOL W/N CON UNHY	166809	2031727	238746	1599461
390591 COPOLYMERS	7421	21062	1524	26046
390599 POLYMERS OF OTHER VINYL ESTERS	32275	248163	32868	227524
390610 POLYMETHYL METHACRYLATE	10660	141268	19106	144949
390690 OTHER,ACRYLIC POLYMERS P/FORMS	350024	3396719	235032	2674879
390710 POLYACETALS	10977	123898	22625	140591
390720 OTHER POLYETHERS	928635	9149981	1163572	6894289
390730 EPOXIDE RESINS	71359	682887	74312	654145
390740 POLYCARBONATES	31481	623658	63115	588360
390750 ALKYD RESINS	433	97352	44306	189943
390760 POLYETHYLENE TEREPHTHACATE(PET)	144524	2714641	114476	697931
390770 POLY(LACTIC ACID)		13791		10961
390791 OTHER POLYESTERS, UNSATURATED	2124	39126	145	23433
390799 OTH POLYSTERS IN PRIMARY FORMS	34653	368500	40649	354093
390810 POLYAMIDE-6,-11,-12,-6,6,-6,10	10272	180310	26413	175353
390890 OTH POLYAMIDE IN PRIMAR FORM	29276	277987	39853	246984
390910 UREA RESINS, THIOUREA RESINS	1747	45496	4432	32940
390920 MALAMINE RESINS	14316	140181	19663	120563
390930 OTHER AMINO-RESINS	171	3640		11966
390940 PHENOLIC RESINS	35909	235317	21397	188884
390950 POLYURETHANES	184551	2125949	194323	1787728
391000 SILICONES IN PRIMARY FORMS.	251348	2381105	193908	1886943
391110 PETROL/COUMARONE,INDENE RESINS	14734	81883	8576	65730
391190 OTH,POLYSULPHIDE,SULPHONE/PLAS	13335	113419	2714	76457
391211 CELLULOSE ACETATES,NON-PLASTI		502		
391212 CELLULOSE ACETATES,PLASTICISED	156	238		600
391220 CELLULOSE NITRATES(INCL COLLO)	68714	552292	69965	503603
391231 CARBOXYMETHYL CELLULOSE & SALT	200424	1080273	95926	711296

Contd.

10.11 Imports by Economic Categories (Detail)

(In Thousand Rupees)

ITEMS	Apr-14	FROM JUL-2013	Apr-14	FROM JUL-2012
391239 OTHER CELLULOSE ETHERS	100868	1492479	110651	985253
391290 OTH CELLULOSE & CHEM DERIVATIV	28174	275602	30221	327371
391310 ALGINIC ACID,ITS SALTS & ESTER	181889	1399492	186552	1126690
391390 OTH NATURAL POLYMERS/MODIFI	18868	268562	29987	197065
391400 ION-EXCHANGERS BASED ON POLYMR	16020	259638	27882	155403
391510 WASTE,ETC OF ETHLY/POLYM/PLAST		10850	592	44837
391520 WASTE,ETC OF STYRENE/POLY/PLAS		26567		
391530 WASTEETC OF VINYL-CHLORIDE/PL	70095	744689	86066	861165
391590 WASTE,ETC PLASTIC/PARING	78203	687905	23627	418997
391610 MONOFILAMENT D>1MM RD/ST/PROFI		20323		830
391620 MONOFILAMENT D>1MM-PL PO VICHL	2192	28798	2042	19435
391690 OTH MONOFIL D>1MM PLASTIC-TOH	13154	85849	5954	65100
391710 ARTIFI GUTS OF HARDEN PROTEIN		7398	1835	90225
391721 TUBE,PIPE HOSES,RIGID,OF POLYM	14309	60760	5069	75068
391722 TUBE,PIPE HOSES,POLYMER OF PRO	4106	46347	4119	78838
391723 TUBE,PIPE ETC OF POLYMER VINYL	13353	119177	7783	122628
391729 TUBE,PIPE HOSE,RIGID,OTH PLAST	9775	49032	962	24844
391731 FLEXIBLE TUBE,PIPE B-PRE27.6MP	3410	61276	4616	65907
391732 OTH,TUBE,PIPE HOSE W/OUT FITNG	8124	30940	95	16874
391733 OTH TUBE,PIPE NOT REINFORCED	325	8395	1311	15992
391739 OTHER TUBES,PIPES AND HOSES,	15462	463872	82943	269463
391890 FLOOR COVERING OF OTH PLASTICS	15043	56622	864	26294
391910 SELF ADHESIVE PLAT,ETC W<20CM	182574	939861	62609	731216
391990 OTH,SELF-ADHESIV PLATE,W>20CM	240195	2183035	198144	1794352
392010 OTH PLATES,ETC PLASNON-CELULAR	151092	1251336	144481	1062488
392020 OTH PLATE,ETC PLAST NOT REINFO	107570	1133028	135121	1150162
392030 OTH PLATE,SHEET,ETC OF PLASTIC	26779	237397	26061	227969
392043 OTH PLATE,MAT OF VINYL CHLORID	46357	293153	29033	199797
392049 OTH PLAT,ETC VINYL CHLORID FLX	107472	830090	107675	850111
392051 OTH PLATE,ETC ACRYLIC POLYMERS	4879	65123	5733	94256
392059 OTH PLAT,ETC OTH ACRYLPOLYEER	2395	10449	566	13030
392061 POLY CARBONATE IN PLATE, ETC	1152	24294	1041	8709
392062 OTH PLATE ETC POLY(ETH TEREPH)	31591	337040	34822	737414
392063 OTH PLATE ETC UNSAT-POLYESTERS	22231	197957	42257	228947
392069 OTH PLATES ETC OF OTH POLYESTR	3781	116999	14344	187026
392071 OTH PLAT ETC PLAS OF REG CELUL		7833		7887
392073 OTH PLATETC PLASTIC NON CELLU		1566		157
392079 OTH PLAT ETC-PLAS OF CEL DERIV		1062	7	7
392091 OTH PLATETC PLAS OF PO BUTRAL	1521	24384	16	24160
392092 OTH PLAT ETC-PLAS OF POLYAMIDE	2667	19003	1436	12484
392093 OTH PLAT ETC-PLAS OF AMINO-RES	425	892		
392094 OTH PLAT ETC-PLAS OF PHENORES		3549	415	1310
392099 OTH PLAT ETC-PLAS OF OTH PLAST	58381	493874	48409	384396
392111 PLATES ETC OF PLAS POLY/STYREN	162	5100		7528
392112 PLAT ETC PLASTIC CEL P-VIN-CHL	66623	361845	113465	357672
392113 PLAT ETC PLA CEL OF POLUURETHA	237568	1715235	173420	1411043
392114 PLAT ETC PLA CEL OF REGERATED	2434	11901		6543
392119 FLAT SHET ETC PLA CEL OTH PLAS	33777	397320	48083	443730
392690 OTH, ARTICLES OF PLASTICS	358117	3133788	320707	2597674
400110 NATURAL RUBBER LATEX	299736	3054057	244639	2281524
400121 SMOKED SHEETS	114014	1096899	89832	832384
400122 TECH SPECIFIED NATURAL RUBBER	199464	2018473	293041	1608311
400129 OTHER NATURAL RUBBER	21802	248598	16925	189102
400130 BALATA,GUTTA-PARCHA,CHICLE ETC	63	466		
400211 STYRENE-BUTADIENE RUBBER LATEX	116107	1100513	164073	914486
400219 STYREN BUTADIEN RUBER CARBXyla	398496	2440232	228164	2214985
400220 BUTADIENE RUBBER (BR)	48720	427774	50208	633416
400231 ISOBUTENE-ISOPRENE RUBBER(IIR)	127152	1481933	201955	1416638

Contd.

10.11 Imports by Economic Categories (Detail)

(In Thousand Rupees)

ITEMS	Apr-14	FROM JUL-2013	Apr-14	FROM JUL-2012
400239 OTH,HALO-ISOBUTENE-ISOPRENE RU		191163		117688
400241 CHLOROPRENE RUBBER LATEX (CR),				73
400249 CHLOROPRENE RUBBER O/THAN LATX	59062	386445	34037	347487
400251 ACRYL BUTADIENE RUBBER LATEX	2645	53611	8647	58607
400259 ACRY BUTAD RUBBER O/THAN LATEX	59682	289284	21287	256496
400270 ETHYL PROPLENE-NON-CONJUGATED	24963	288021	63492	195101
400291 OTH SYNTHETIC RUBBER FACTICE	29436	208283	22418	284002
400299 OTH SYN RUBBER FACTICE D/F OIL	9683	159440	10254	110773
400300 RECLAIMED RUBBER PRIMARY FORM	31102	301457	25149	240257
400400 WASTE,PAROMGS&SCRAP O/TH H-RUB	71592	1148273	47790	618115
400510 COMP WITH CARBON BLACK OR SILI	19156	145828	15819	143910
400520 SOLUTION/DISPERS O/T H-4005.10		234		530
400591 PLATE,SHEET STRIP UN-VUL RUBER	1652	5064	228	7834
400599 OTHER COMPOUNDED RUBBER	28798	181518	6671	153278
400610 CAMEL-BACK STRIP RETR RUB TYR				100
400690 OTH FORM&ARTIC UNVULCAN RUBBER	803	8944	311	9932
400700 UNVULCA RUBBER THREAD & CORD	13773	147296	17941	162131
400811 PLATE,SHEET ETC CELLU VULC RUB	10147	104456	13864	83716
400819 RODS&OTH FORMS OF CEL.VULC RUB	6	8903	2369	7727
400821 PLAT,SHET N-CELU VULCANI RUBER	56774	328240	40057	334224
400829 RODS&OTH FORM OF N/CEL VUL RUB	13519	72665	12441	61815
400911 TUBE,PIPE OF RUBBER W/O.FITING	22246	184059	28772	158406
400912 TUBE,PIPE OF RUBER WITH FITING	2272	17685	1454	37444
400921 TUBE,PIPE OF RUB W/O.METL.FIT	5290	130432	531	15044
400922 TUBE,PIPE OF RUB WITH METL.FIT	1893	18297	1860	36822
400931 TUBE,PIPE RUB W/O TEX.METL.FIT	5007	58099	6653	55913
400932 TUBE,PIPE RUB W/TEX.METL.FIT	726	8299	364	7602
400941 TUBE,PIPE RUB W/O OTH.METL.FIT	2168	46814	3446	43457
401700 HARD RUBER IN ALL FORMS/ARTICL	545	16637	364	7048
410120 W.HID&SKIN BOV.WT8-10KG.UN.SPL		33445	3983	27634
410150 WHOLE,HIDE/SK BOV ANI F>16 KG	48319	396430	29170	252289
410190 OTH HIDES INCL BUTT,BEND&BELIE	4374	18038		3903
410210 RAW SKINS OF SHEEP/LAMB W/WOOL	373243	4389979	335612	2500609
410221 RAW SK SHEP/LAM W-OUT WOOL PKD	46283	363027	5606	283754
410229 OTH RAW SK SHEP/LAM W/OUT WOOL	31976	92630	6133	165858
410320 RAW HIDES & SKINS OF REPTILES				82
410390 OTH,HID/SK FRE SALTED,DRIED,LA	108594	676834	35785	523192
410411 HIDE/SKIN FULL GRAIN UNSPLIT	6127	22496		13835
410419 OTH HIDE,SKIN WET STATE	12702	198751	9281	138720
410441 HIDE,SKIN FULL GRAIN DRY STATE		26696		14424
410449 OTHER HIDES DRY STATE(CRUST)	412	9343		2989
410510 WET BLUE LAMB,SHEEP SKIN	281723	1589830	181474	1681336
410530 SHEEP/LAMB SKIN NO WOOL CRUST	6559	45886	1604	80353
410621 GOAT/KID SKIN WET BLUE	95165	719168	22620	319396
410622 GOAT/KID SKIN CRUST	16145	206371	34130	243883
410691 OTH WET BLUE SKINS		10004	160	304
410711 WHOLE HIDE SKIN FULL GRAIN BOV		3284		3184
410712 WHOLE HIDE/SKIN GRAIN SPLIT BV		13006		2379
410719 OTH WHOLE HIDE/SKIN BOV ANIMAL	43322	532549	46072	725239
410791 OTH HIDE INCL SIDES FULL GRAIN				1023
410792 OTH HIDE INCL SIDE GRAIN SPLIT		2685		18441
410799 OTH LEATHER FURTHER PREPARED	24701	127642	10731	89589
411200 PREPARED LEATHER SHEEP/LAMB	5404	46949	2326	71728
411310 LEATHER PREP.AFTER TANN GOAT	13288	168373	2437	72443
411330 REPTILE LEA PREPAR AFTER TANED				84
411390 OTH LEA FURTHER PREP.AFTR TANE	3825	17546	2059	20804
411420 PATENT LAMINATED METALIS LEATH	2691	5313	4064	13088
411510 COMP. LEATHER WITH BASIS LEATH	3897	64435	14381	25293

Contd.

10.11 Imports by Economic Categories (Detail)

(In Thousand Rupees)

ITEMS	Apr-14	FROM JUL-2013	Apr-14	FROM JUL-2012
411520 PARINGS, OTH WASTE OF LEATHER	49	21346		478
420600 ARTI OF GUT OF BLADER/ TENDONS		5	10	404
430110 MINK SKINS,RAW,WHOLE/W/O HD,TA	4	131		14
430130 FURSKINS OF LAMB,WHOLE				2232
430219 OTH,FURSKINS,WHOLE,W&W/OUT H&T	13656	40404	1392	22555
440110 FUEL WOOD,IN LOGS,BILLETS ETC		52		
440122 WOOD IN CHIPS OR PART NON-CON		620		
440310 WOOD TRET WITH PAINT,STAIN ETC		90402	7309	90906
440320 OTH,CONIFEROUS SPECIES ROUGH	17791	96553	3912	14153
440349 OTH,WOOD,NON-CONF SPECIES ROUG	88285	392332	40087	302327
440391 OTH WOOD OAK LOGS NON-CONFIFER		258	93	669
440399 WOOD OF OTHER NON-CONF SPECIES	64357	438003	41275	579217
440410 CONIFEROUS	16737	55070	2790	35420
440420 NON-CONIFEROUS		229	827	3862
440799 OTH WOOD NON-CONF.SPECIES	107256	1068904	94764	884005
440810 CONIFEROUS SHEET FOR VENEERING	13945	76726		19491
440831 VENEER/DARK RED MERANTI SHEETS				1418
440839 OTH VENEER SHEET/TROPICAL WOOD	6388	41757	4184	60935
440929 OTHER NON-CONIFEROUS WOOD	28	2720	730	10017
441011 PARTICLE BOARD OF WOOD	2160	92258	8473	212370
441012 ORENTED STRAND BOARB UN-WORKED	644	5847		5681
441019 OTH P-BOARD OF LIGNEOUS MATERI	1837	1864		772
441090 OTH P-BOARD NOT AGGLOM W-RESIN		793		2124
441112 MEDIUM DENSITY BOARD (MDF)	105954	943095	123895	1024501
441113 (MDF)THICKNESS 5MM TO 9MM	20278	190169	33478	179599
441114 (MDF)THICKNESS EXCEEDING - 9MM	77419	888332	87031	615771
441192 OTH (MDF)DENSITY EXC 0.8 g/cm3		168		7113
441193 OTH (MDF)DENSITY 0.5-0.8g/cm3	169652	1145580	66337	845371
441194 OTH (MDF)DENSITY NOT> 0.5g/cm3		8936	969	6753
441210 P-WOOD,VENEER PANELS OF BAMBOO		201	137	948
441231 OTH P-WOOD OF WOOD SHEET -6MM		4080		4405
441232 OT P-W OUTER PLY NON-CONIFE-WD	25398	155390	17188	129798
441239 OTH PW CONSIST OF WD SHEET-6MM	6088	39306	1123	87560
441294 OTH BLOCKBOARD,LAMINATED&BATEN	1195	4959		5542
441299 OTH PW CONSIST OF WOOD SHEET	266	15774		50740
441400 WOODEN FRAMES FOR PAINTINGS	1374	10724	239	14688
441510 CASES,BOXES,CRATES,SIM/PACKING	173	3126	58	2203
441520 BOX PALLETS& OTHER LOAD BOARD	337	375	199	4807
442190 OTHER,ARTICLES OF WOOD	7260	89786	14531	98955
450110 NATURAL CORK,RAW/SIMPLY PREPAR		1116	24	4042
450190 WASTE CORK,CRUSHED,GRANULATED		6805		5912
450200 NATURAL CORK,BLOCK,PLATE,SHEER		2		35
450310 CORKS AND STOPPERS	25	75		50
450390 OTHER ARTICLE OF NATURAL CORK		43		17
450410 BLOCK PLATE SHEET,STRIP CORK	3741	17941		14414
460290 OTH BASKET/WICKERWORK/LOOFAH	302	2114	215	1604
470100 MECHANICAL WOOD PULP	9890	438628	59525	408015
470200 CHEM WOODPULP,DISSOLVING GRADE	3667	108721	30956	57450
470311 CHEM WOODPULP UNBLECHED CONIFE	44631	739759	49020	247939
470319 CHEM WOODPULP UNBLE NON CONIFE		11695		
470321 CHEM WOODPULPSEMIBLEACH/BLEACH	121939	3196519	263334	2397710
470329 OTH CHEMWOODPULP BLE/SEMI-BLEH	273635	2545730	178672	1632874
470421 CHEM WOODPULP,S-BLE/BLE CONIFE		7970		7026
470429 CHE W-PULP,S-BLE/BLE NON-CONIF	13585	277515	18455	184524
470500 SEMI-CHEMICAL WOOD PULP	87228	764067	53032	478358
470620 PULP OF FIBRES DERI FROM W-SCR	159	20569	3112	35603
470692 PULP OTHER CELL MATERIAL CHEM				336
470693 PULP OBTAIN.COMBIN OF CHE/MECH				

Contd.

10.11 Imports by Economic Categories (Detail)

(In Thousand Rupees)

ITEMS	Apr-14	FROM JUL-2013	Apr-14	FROM JUL-2012
470710 UN-BLEACHED KRAFT PAPER	29712	302511	12242	68677
470720 RECOVERED PAPER/PAPER BOARD BL		4630	1234	17310
470730 PAPER/PAPERBOARD MACHINE PULP		4596	1965	39664
470790 WASTE & SCRAP OF OTHER PAPER	85784	1874443	179424	1663498
480100 NEWSPRINT, IN ROLLS OR SHEETS	347774	4314332	652074	4353819
480210 HAND-MADE PAPER & PAPERBOARD		1244	10	1318
480220 PAPER/P-BOARD PHOTO-SENSITIVE		508	261	9138
480240 WALL PAPER BASE				181
480254 OTH PAPER & PAPERBOARD<40G/SQM	4497	66344	10715	63114
480255 OTH PAPER&PAPERBOARD>40-G/SQM	158866	2123298	247555	1564588
480256 OTH PAPER&PAPERBOARD IN SHEETS	29245	89128		15753
480257 OTH PAPER WT 40-150 G/M2	19239	316325	11005	204981
480258 PAPER & BOARD WT>150G/M2	51891	293091	52007	396154
480261 OTH PAPER&PAPERBOARD IN ROLLS	847	5163		15740
480262 OTH PAPER&PAPER BOARD IN SHEET	182758	1952447	200384	1847297
480269 OTH U-C CARBONISING BASE PAPER	2346	15812	1350	14283
480300 TOILET FACIAC TISSUE/TOWEL ETC	34571	206071	12012	153082
480411 KRAFTINER UN COATED UN-BLEACH	107227	1015170	105794	739358
480419 OTH KRAFTLINER UNCOAT ROL/SHET	19193	442084	39815	399343
480421 SACK KRAFT PAPER, UNBLEACHED	497957	3672813	248318	3211806
480429 OTH SACK KRAFT PAP UN-COT RISH	3369	40215		5279
480431 OTH KRAFT P1BORD WT150G/SQMUNB	44084	300240	21537	269379
480439 OTH UNC K-P/BORD WT150G/SQMUB	30465	318899	28682	209540
480441 OTH KR.P/BORD W>150G<2259-UNBL		691		
480442 OTH KRAFT 150-225G BLECH	1589	12081	2296	31578
480449 OTH KRAFT PAPER IN ROCC/SEETS	137	15991	4299	33513
480451 OTH KRAFT PAPER 225G ON BLEACH		3372		9467
480459 OTH KRAFT PAPER IN ROLL 225G		7501		58772
480511 SEMI-CHEMICAL FLOUTING PAPER	6738	93532	962	89238
480512 STRAW FLUTING PAPER	435	2684		
480519 OTHER FLUTING PAPER	7365	168887	1395	257514
480524 TESTLINER BD WT150G/M2 OR LESS	7416	93007	12573	79646
480525 TESTLINER BOARD WT>150 G/M2	19627	191484	14633	96755
480530 WRAPPING PAPER, UNCOAT	40922	305455	3376	247687
480540 FILTER PAPER/PAPERBOARD, UNCOAT	1525	21947	3328	15688
480550 FELT PAPER/PAPERBOARD, UNCOATED		5263		4549
480591 OTH P&P/ BOARD<150G UNCOATED	26687	251433	23587	161566
480592 OTH P&P/BOARD 150-225G UNCOAT		78515	11363	111567
480593 OTH P & P BOARD<225G UNCOATED	11357	133237	15252	126505
480610 VEGETABLE PARCHMENT PAPER	635	8925	1138	11311
480620 GREASEPROOF PAPERS	1686	15642	2250	16442
480630 TRACING PAPERS		19726	4021	24209
480640 CLASSINE/GLAZED TRANSPA PAPER	4807	60723	3813	33648
480700 COMPOSITE P/BOARD STICKING FLA	1235	41754	1827	3355
480810 CORRUGATED P&P/BOARD PERFORTE	147	1097		3926
480840 SACK KRAFT PAPER CREPED/EMBOSD		2877		1947
480890 OTH PAPER, CREPED/EMBOSSD/PERF	3362	35439	935	25026
480920 SELF COPY PAPER	30689	295246	8895	210049
480990 OTH COPYING / TRANSFER PAPERS	4679	27288	44	6955
481013 P&P/BOARD FOR WRITING/PRINTING	77733	1419338	151249	1811893
481014 P&P/B IN SHEET 1-SIDE<435/297M			562	576
481019 OTH PAPER&PAPERBOARD IN SHEET	39339	830617	195806	1511013
481022 LIGHT WEIGHT COATED PAPER	4920	12554		56419
481029 OTH LIGHT WEIGHT COATED PAPER	277331	987209	2596	32064
481031 KRAFT PAPER&BOARD WT 150G/M2		2159		559
481032 KRAFT PAPER&P/BOARD WT>150G/M2	8902	41859	1324	58431
481039 OTH KRAFT PAPER&P/BOARD BLEACH	300	13177	4248	48244
481092 OTH PAPER&P/BOARD MULTI-PLY	886605	6107325	502982	5113790

Contd.

10.11 Imports by Economic Categories (Detail)

(In Thousand Rupees)

ITEMS	Apr-14	FROM JUL-2013	Apr-14	FROM JUL-2012
481099 OTH PAPER&P/BOARD COATED	24475	204735	8114	176173
481110 P&P/BOARD,TARRED,BITUMINISED		3499		2985
481141 GUMMED ADHESIVE PAPER & BOARD	90438	1425084	229003	978120
481149 OTH GUMMED/ADHESIVE P&P/BOARD	4940	121170	3614	116375
481151 PAPER&PAPER BOARD PLASTIC COAT		75	676	676
481159 OTH P&P/BOARD PLASIC COAT.	368771	2769305	234351	1904073
481160 P&P/BOARD COATED WAX COVERED.	108995	665861	61486	479019
481190 OTH P&P/B CELLULOSE WADDING	127560	1177485	92749	817602
481320 CIGRETTE PAPER IN ROLL WTH SCM	38587	642502	98747	620337
481390 OTH CIGARET PAPER,BOOKLET/TUBE	59644	504886	55152	421494
481420 WALL PAPER COVERD WITH GRANITE	8014	63053	6404	43649
491199 OTHER, PRINTED MATTER	50581	368883	19677	278606
500200 RAW SILK (NOT THROWN)	2714	60625	1510	87427
500300 SILK WASTE, YARN WASTE&G-STOCK		2124		8920
500400 SILK YARN,NOT RETAIL SALE	20790	351621	46513	404403
500500 YARN SPUN FROM SILK,WASTE NRS	29849	413036	41755	532138
500790 OTHER SILK FABRICS	88064	772189	80522	760208
510111 SHON WOOL GREASY	1616	18464	2927	19044
510119 OTHER GREASY FLEECE WSHED WOOL	19540	243349	9796	204337
510121 SHORN WOOL, DEGREASED		8608		
510129 OTHER DEGREASED WOOL NOT CORBO		11130		25239
510130 CARBONISED WOOL	19654	141051	18448	111965
510219 OTH FINE ANIMAL HAIR KASHMIR		743		
510400 GARNETTED STOCK OF WOOL/A-HAIR				386
510510 CARDED WOOL	706	3236	356	742
510521 COMBED WOOL IN FRAGMENTS		2481		2031
510529 OTHER WOOLTOPS&COMBED WOOL	130	42425		14748
510531 FINE ANIMAL HAIR,CARDED/COMBED		22843		4483
510610 YARN OF CARDED WOOL 85% WT WOL	32424	261162	24446	262603
510620 YARN OF CARDED WOOL<85% W WOL	30103	148509	9612	128560
510710 YARN OF COMBED WOOL-WOOL=>85%	22272	28194		13678
510720 YARN OF COMBED WOOL-WEIGHT<85%		6329	1763	27071
510990 OTH YARN OF WOOL / ANIMAL HAIR				2282
511300 WOV. FAB. COARSE ANIMAL HAIR.		1351	735	1692
520100 COTTON, NOT CARDED OR COMBED.	4066847	53560338	7938455	73012425
520210 YARN WASTE(INCL.THREAD WASTE)	3824	19265	1945	22283
520291 GARNETTED STOCK				33
520299 OTHER COTTON WASTE	19431	102483	929	30475
520300 COTTON, CARDED OR COMBED.		4702		2312
520411 COTTON SEWING THREAD 85%/MORE		1302		
520419 OTH COTTON SEWING THREAD 85%>	1120	6053	620	7441
520420 COTTON SEWING THREAD,RETL SALE		5252		4130
520511 SIN.COT.YAR.U.COM.FIB.D-714.29	73954	757378	208538	972910
520512 S-COT.YARN UCF.D-232.56-714.29	110270	1365552	114032	546777
520513 S-COT.YARN UCF.D-192.31-232.56	68181	522353	32944	207985
520514 S-C. YARN UCF D-125.00-193.31.		13026		33965
520515 S/C YARN UCF.D< 125.00-193.31.	75069	232353	10740	47835
520521 S/C YARN COM.FIB D-714.29/MORE	24400	49158	7921	96517
520522 S/C YARN LF.DX.232.56-714.29	92618	918029	122536	547351
520523 S/C.YARN LF.DX.192.31-232.56		392473	79404	465319
520524 S/C YARN COM.FIB.125-192.31-DX	74489	505390	87652	240512
520526 S/C YARN LF. DX. 106.30-125.	18214	170779	39665	112777
520527 S/C YARN COM.FIB.106-36-125-DX	356375	2861086	136766	1447766
520528 S/C YARN COMBED FIB.< 83.33-DX	240822	2739367	256760	1284647
520531 MUL/CAB.C/Y.ULF.>714.29DECITEX	116463	1342806	200534	734133
520532 MUL/CAB C/Y ULF.232.56-714.29D	17210	71239		4784
520533 MUL/CAB.C/Y ULF.192.31-232.56D	399	399		1006
520534 MUL/CAB.C/Y ULF.125-192.31 DX.	10716	64452		

Contd.

10.11 Imports by Economic Categories (Detail)

(In Thousand Rupees)

ITEMS	Apr-14	FROM JUL-2013	Apr-14	FROM JUL-2012
520535 MUL/CAB.C/Y UN.COM.FIB<125.DX.	114341	1263716	160868	1110521
520541 MUL/CAB.C/Y COM.FIB>714.29DX	133	133		
520542 MUL/CAB.C/Y CF.232.56-714.29DX	6048	34726	8298	40054
520543 MUL/CAB.C/Y CF.129.31-232.56DX			581	581
520544 MUL/CAB.C/Y C.FIB-125-192.31DX	2682	14438		15943
520547 MUL/CAB C.Y CF.83.33-106-38 DX		24802	12643	23218
520548 MUL/CAB.C/Y COM.FIB.< 83.33.DX		48555	30267	161512
520611 S/C YARN UN COM. FIB>714.29 DX	5351	79537	7305	70881
520612 S/C YARN UN.COM. FIB.<71429.DX	9343	25022	3567	10661
520613 S/C.YARN UN.COM.FIB.<832.56DX.		2702		
520614 S/C YARN UN.COM.FIB.<192.31DX		3044		
520615 S/C YARN UN.COM. FIB.<125DX.		975		
520621 S/C YARN COMBED FIBRE 714-29DX		221		
520622 S/C YARN COMBED FIB.<714.29DX		7085		9092
520623 S/C YARN COMBED FIB.<232.56DX		16522		756
520632 MUL/CAB C/Y UCF<D714.29,232.56				125
520634 MUL/CAB C/Y UCF <192.31,125DX		252		1999
520635 MUL/CAB C/Y UN-COM F/B<125DX	7298	23461	3666	3666
520642 MUL/CAB C/Y CF<714.29,232.56D		96	945	945
520645 MUL/CAB C/Y COM FIB<125DX				208
520710 C/Y CON>85 % WT OF COT PER-SAL	25	120	28	1637
521225 OTH W-FAB COT PRINTED>200G/SQM		1588		1269
530110 FLAX, RAW OR RETTED		16089		
530121 FLAX,BROKEN OR SCUTCHED N-SPUN		18286		3924
530129 OTH, FLAX,HACKLED NOT SPUN	11362	30813		10806
530130 FLAX TOW AND WASTE INCLY-WASTE				15
530290 OTH,TRUE,HEMP RAW,PROSS N-SPUN				16
530310 JUTE/OTH TEXT BAST FIB RAW/RET	372805	3997544	186700	3477286
530390 OTH, WASTE OF JUTE&TEXTILE FIB		30148	2395	62960
530500 COCONUT,ABACA RAMIE,RAW/PROCE	51338	401374	36016	240040
530610 SINGLE FLAX YARN	13337	89593		19470
530620 MULTIPLE OR CABLED YARN		1326		390
530710 SINGLE,YARN OF JUTE OR OTH FIB	116155	228560	3296	94773
530720 MULTIPLE OR CABLED YARN(RAMIE)	4416	24419	1577	25646
530810 COIR YARN	3517	34418	3478	34551
531100 WOV FAB OF OTH VEG TEX FIB		2427		3602
540110 SEWING THREAD SYTHA FILAMENT	65800	783234	68345	743480
540120 SEWING THREAD ARTIFICIAL FILAM	85629	1538964	173963	1100215
540211 HIGH TENANCITY YARN OF ARAMIDS		6286	7430	17263
540219 OTH HIGH TENANCITY NYLON YARN	1614	10854	20	20979
540220 HIGH TEN YARN OF POLYESTERS	431	15931	5507	18353
540231 FILAMENTS YARN NYLON POLY 50	91119	1090069	94037	977349
540232 FILAMENTS YARN NYLON/OTH POLY	30745	243990	17251	177838
540233 FILAMENTS YARN OF POLYESTERS	2183935	18890300	1545558	13105680
540234 TEXTURED YARN OF POLYPROPYLENE	16280	97077	13023	72535
540239 OTH, SYNTHETIC FILAMENTS YARN	55934	343009	9784	253963
540244 OTH YARN SINGLE UN-TWIST/TWIST	317104	3944198	427937	3889462
540245 ELASTOMERIC YARN OF NYLON	41727	577407	60170	660504
540246 ELASTOMERIC YAR,POLY-PARTIALLY	7224	44594		30431
540247 ELASTOMERIC YARN OF POLYESTERS	739249	4724911	345953	4283759
540248 O-ELASTOMERIC OF SPANDEX/LYCRA	3983	42296	682	34922
540249 OTH,YARN,SINGLE,50 TURNS/MTR	62708	396139	28461	164629
540251 OTH S/Y TWIST>50/M NYLON,POLYA	2665	26077	2730	54847
540252 OTH S/Y TWS>50/M OF POLYESTER	43974	436839	36192	310811
540259 OTH S/Y TWS>50M OF OTH POLYEST	73	81677	10223	106308
540261 OTH Y-MULTIPLE/CAB NYLON/POLYM	53762	474028	26285	327543
540262 OTH Y-MULTI/CAB OF POLYESTER	67469	649838	49902	495120
540269 OTH Y-MULTI/CAB NOT RETAIL SAL	4761	21869	193	17035

Contd.

10.11 Imports by Economic Categories (Detail)

(In Thousand Rupees)

ITEMS	Apr-14	FROM JUL-2013	Apr-14	FROM JUL-2012
540310 HIGH TENACITY YARN OF VISCOS		1		1770
540331 OTH Y/S UN-TWST VISCOSE RAYON	899875	8118606	894985	6450097
540332 OTH Y/S VIS RAY >120TURNS/MTRS	324208	2494032	428596	3133987
540333 OTH YARN,SINGLE CELLULOSE ACET		31175	8754	29477
540339 OTH ARTIF FILAMENT YARN SINGL	81519	434988	23909	412021
540341 OTHER YARN OF VISCOSE RAYON		125405	10007	122207
540349 OTH ARTI FILAMENT YRN VIS RAYO	1004	3988	81	679
540411 ELASTOMERIC SYN-MONOFILAMENT	10635	34494		991
540412 OTH MONOFILAMENT OF POLYPROPYL	219	13386	6857	23746
540419 OTH SYN MONOFILAMENT OF 67-DEX	15652	97486	9341	77160
540490 OTH SYNTH YARN & SYNTH TEX MAT	20615	151970	15610	89278
540834 OTH WOV FAB ART.FIL YARN PRINT		8	361	362
550110 SYN FIL TOW NYLON/OOPOLYAMIDES		203		1623
550120 SYN FILAMENT TOW OF POLYESTERS	8305	83789	5107	59156
550130 ACRYLIC OR MODACRYLIC	406353	3007519	309358	2410229
550140 STN FILAMENT TOW-POLYPROPYLENE				1071
550190 SYNTHETIC FILAMENT TOW,N.S.	24897	69514	21514	46394
550200 ARTIFICIAL FILAMENT TOW	274329	3856466	378921	3207384
550311 SYN STAPL FIB OF NY OF ARAMIDS	3043	16859	4592	7144
550319 OTH SYN STSPL FIB NOT CARD/COM	14039	111154	27141	86574
550320 SYN STA FIB POLYESTER N-CRD/CD	1337401	11958973	1197254	10726711
550330 SYN STA FIB ACRYLIC N-CRD/COMD	217445	2686841	532128	2957610
550340 SYN STAFIB POLYPROPYLENE N-C/C				577
550390 SYN STAPLE FIB NOT CARDED/COMB		27473	7849	100260
550410 ART-STA FIB VIS RAYON N-CRD/CO	1131497	11093259	987233	10818283
550490 OTH ART STAPLE FIB NOT CARDED	300798	3207957	242407	1472236
550510 WASTE SYNTHETIC FIBRES		4460	6466	12727
550520 WASTE ARTIFICIAL FIBRES				1099
550610 SYN STA FIB CRD,COM SPIN NYLON		501		3953
550620 SYN STA FIB CRD,COM SPN POLYES	51316	350433	24706	191870
550630 ACRYLIC FIBRES CARDED/COMBED	3115	22773		98704
550690 SYNTHETI FIB CARDED/COMBED NS		58		3219
550700 ARTIFI STAPLE FIB CARDED/COM		1051	716	1897
550810 SEWING THREAD SYN STAPLE FIBRE	8013	97434	7037	81479
550820 SEWING THREAD ART STAPLE FIBRE	18828	117114	713	1484
550911 S/Y STA FIB 86% WT NYLON	116518	510044	37659	292324
550912 MULTI CAB YRN SYN FIB NYL 85%W		127109	59753	385256
550921 S/Y SYN STA FIB 85% WT POLYSTR	414923	4444982	354356	3858679
550922 MULTI STA FIB 85% W POLYESTER	88018	637756	34334	469265
550931 SINGLE YARN85% OR MORE ACRYLIC	35334	213939	4801	181682
550932 MUL/CAB YARN 85% ACRYLIC FIB	117223	477947	68922	445367
550941 SINGLE YARN 85% WT SYN STA FIB		68352	7614	10357
550942 MUL/CAB YARN SYN STA FIB 85%WT	961	2437		775
550951 O/YRN POLYES STA FIB MIX ARTIF	136465	1462658	78836	1013903
550952 O/YRN MX WITH WOOL/FINE A-HAIR		1166		743
550953 OTH YRN OF POLYESTER MIX COTTN	15189	34145	132	7806
550959 OTH YRN OF POLY STAPLE FIBRE	19427	331398	41410	290008
550961 O/YRN OF ACRYLIC S-FIB MX WOOL	15273	65095	24720	24720
550962 OTH YARN ACRYLIC MIX COTTON			97	97
550969 YARN ACRYLIC FIB NOT FOR R-SAL	68889	607839	66825	393357
550991 O/YRN OF SYN S.FIB MIX WOL/HAI			6752	6752
550999 OTH YARN SYN FIB NOT FOR R-SAL	3098	75161	4484	121005
551011 S/YRN ART STA FIB>85% STAPLE-F	51170	808398	41904	343182
551012 MUL/CAB YARN ART STA FIB>85%W		26878	5597	55415
551020 O/YRN ART STA FIB MX WOL/F-HAI				2652
551090 O/YRN ATT STA FIB<85%ART ATA-F	18469	70378		34507
551110 YARN 85%MORE OF SYN STAP FIBRE	1600	1600		484
551120 YARN<85% BY WT SYN STAP FIBRE	5664	8754		

Contd.

10.11 Imports by Economic Categories (Detail)

(In Thousand Rupees)

ITEMS	Apr-14	FROM JUL-2013	Apr-14	FROM JUL-2012
560290 OTH FELTS,NOT IMPREGNATE,COAT	17053	102543	6742	69728
560311 N-WOVNS, M-MADE FILA>25G/SQM	97047	612063	22563	357949
560312 N-WOV, M-MAD FIL>25G/SQM>70GSQM	117020	683267	59382	428915
560313 N-WOVNS, M-MAD FIL>70G/SQM>150G	46957	352611	40982	182491
560314 N-WOV, M-MAD FLAME WT>150G/SQM	25300	166101	9741	119744
560391 OTH NONWOVENS, WT>25 G/SQM	180	4496		900
560392 OTH N-WOV, WT>25G/SQM>70 G/SQM	9926	62068	4513	52828
560393 OTH, NON WOVEN>70G/SQM>150G/SQM	6297	39712	4358	30276
560394 OTH, N-WOVEN WEIGHING>150G/SQM	189733	1339528	84344	1109213
560410 RUBBER THREA AND CORD, TEX COVE	2428	56777	3055	58344
560490 OTHER, TEXTILE COVERED MATERIAL	9431	87960	11876	68848
581099 OTH TEXTILE MATERIAL.		64552	12968	71671
581100 QUILTED TEXTILE PRODUCT PIECE.	3891	55490	3223	45379
590110 TEX FAB.GUM COATED/AMYLAC,SUBS		50307	235	34907
590290 OTH, TYRE CORD FAB YARN VIS-RYN	74	74	49	2436
590310 TEX.FAB.IMP, COV/LMTD PICAL.	107442	999393	75147	987571
590320 TEX.FAB IMP, COATED, POLYURETHAN	134144	1001258	73947	707443
590490 OTH FLOOR COVERINGS, LINOLEUM				1327
590500 TEXTILE WALL COVERINGS.		79	259	476
590610 ADHESIVE TAPE < 20 CM	1315	26443	1923	11026
590691 RUBBERISED TEX FAB, KNIT/CROCH	5131	16175		2647
590699 OTHER, RUBBERISED TEX FAB, N.S	16356	221061	12031	126471
590700 TEXTILE FABRICS O/W IMPG/COATD	47133	340574	53639	347889
630800 SETS OF WOVEN FABRICS AND YARN	145	253		111
630900 WORN CLOTHING&OTH WORN ARTICLE	1602174	15207247	1295232	12040741
631010 USED&NEW RAGS, SCRAP, TWINE, ETC	2489	7304		8273
640590 OTHER FOOTWEAR	3765	96961	750	63407
640610 OTH PARTS OF FOOTWEAR N.S.	358	19835	50	4408
640620 OUTER SOLE/HEEL OF RUB/PLASTIC	8877	126635	9719	63122
640690 PARTS OF FOOTWEAR/OTH MATERIAL	10295	85534	3158	42970
650100 HAT-FORM/BODY, HOODS OF FELT		23		11
700800 MUL-WALLED INSULATE UNIT GLASS	7638	48302		17533
700910 REAR VIEW MIRRORS FOR VEHICLES	4872	35135	3923	47113
700991 UNFRAMED GLASS MIRRORS	44238	567410	94439	608136
701399 O-GLASSWARE INDOOR DECORATION	194707	1308972	111238	939919
701890 OTH GLASS ART O/T IMI-JEWELERY	11957	51067	233	32555
701911 SILVER/ROVING YARN C/STAND=50MM		1156	568	2968
701912 ROVINGS	12722	60998	5523	51982
702000 OTH ARTICLES OF GLASS	1790	86064	2478	34316
710110 NATURAL PEARLS				228
710121 CULTURED PEARLS UNWORKED		99		
710229 OTH IND DIAMONDS O/WISE WORKED				169
710239 OTH NON-IND DIAMOND WORK, N-MOU		80		
710310 UN-WORKED/SIMPLY SAWN PRE-STON	150	4395	1317	18750
710391 RUBIES, SAPPHIRE, EMERALD WORKED				17
710399 OTH SEMI/PRE STONES WORKED N.S		4980		9510
710410 PIEZO-ELECTRIC QUARTZ				14
710590 OTH DUST/POWDER NAT SYN PRE ST		279		
710610 SILVER POWDER		6		10540
710691 SILVER UNWROUGHT		615119	8189	30450
710692 SEMI-MANUFACTURED SILVER	6689	88098	13208	166356
711011 PLATNIUM UNWROUGHT/POWDER FORM				334
711019 OTH PLATINIUM OTH SEM MFG FORM	83	100		3627
711029 OTH PALLDIUM OTH SEM MFG FORM				2885
711031 RHODIUM UNWROUGHT POWDER				1736
711049 OTH MET-PLAT GRUD/ALLOY S-MED F		13		
730890 OTH STRUCTURE OF IRON OR STEEL	339834	3083143	321075	4215514

Contd.

10.11 Imports by Economic Categories (Detail)

(In Thousand Rupees)

ITEMS	Apr-14	FROM JUL-2013	Apr-14	FROM JUL-2012
730900 RESERVATORS,TANKS,VATS SIMICONT	361	125316	26	33088
731010 TANKS,CASKS,DRUMS,CANS,BOX>50	7863	51885	12577	37261
731021 CAN,CLOSED BY SOLD/CIMP CAP<50	3205	94718	15021	120198
731029 OTH TANK,CASK,DRUM,BOX CAP<50	51676	514013	24849	392657
761090 ALUM STRUCTURE & PARTS N.E.S.	22279	111414	15892	147101
761100 ALUM RESERVOIRS,TANKS VATS ETC		213	786	2482
761210 COLLAPSIBLE TUBULAR CONTA ALUM	3007	26454	1097	21601
761290 OTH CASKS,DRUM,CAN,BOXES ALUMI	161476	1512195	205983	826617
890800 VESSELS&F-STRU FOR BREAKING UP	7598131	68230107	4244985	47762769
900110 OPTICAL FIB,OPTI FIB BUNDLES	42632	245581	8609	115637
900120 SHEET,PLATE OF POLARISING MATE	981	1612		110
900130 CONTACT LENSES.	193	9614	3511	24158
900140 SPECTACLE LENSES OF GLASS.	3171	29009	1086	16410
900150 SPECTACLE LENSES OTH MATERIAL	1467	6685	771	7822
900190 OTH LENSES, PRISMS, MIRRORS	1770	8856	6549	11234
900211 OBJETIVE LENSE CAMRA/PROJECTOR	566	5772	560	10483
900219 OTHER OBJECTIVE LENSES.		1969	112	3693
900220 FILTERS FOR OBJECTIVE LENSES	266	390	101	1390
900290 OTH,MOUNTED OPTICAL ELEMENTS	2146	10032	458	7954
900311 FRAMS,MOUNTINGS OF PLASTICS	640	5474	515	4981
900319 FRAM,MOUNTING OF OTH MATERIAL	4363	25550	1285	26587
900390 PART FOR FRAMES&MOUNT SPECATLE		244	27	596
900410 SPECTACLES,GOGGLES SUNGLASSES	26542	188380	19484	189425
900590 PARTS/ACCESSORIE OF BINOCULARS		507	214	1149
900630 CAMERA USED IN UNDERWATE SURVY		82		7374
900640 INSTANT PRINT CAMERAS	3042	5871		
900653 OTH CAMERA ROLL FILM OF35MM		346		349
900659 OTH CAMERA PHOTOGRAPHIC		300	358	3033
900661 DISCHARGE LAM FLASHLIGHT APPAR	43	136		636
900669 OTH PH-GRAPHIC FLASHLIGHT APPA		5484	71	985
900691 PARTS,ACCE PHOTOGRAPHIC CAMERA	358	2743	247	6667
B. CAPITAL GOODS TOTAL	28438131	246031545	24693976*	242439193
250100 SALT/PURE SODIUM CHLORIDE	4667	27868	3608	25818
250200 UNROASTED IRON PYRITES				4
250300 SULPHUR OF ALL KINDS	52972	851005	216324	1020012
250410 NATURAL GRAPHITE OF ALL KINDS	6784	74155	7392	76203
250490 OTHER,NATURAL GRAPHITE		246	18	633
250510 SILICA SANDS AND QUARTZ SANDS	2290	15841	155	5198
250590 OTHER NATURAL SANDS	4196	13485	154	5267
250610 QUARTZ (O/T NATURAL SANDS)	795	6653		335
250620 QUARTZITE ROUGHLY TRIMMED		3029		1924
250700 KAOLIN & OTH KAOLIN CLAYS	66632	630164	61356	434590
250810 BENTONITE	8247	62175	6551	103135
250830 FIRE-CLAY	1626	10588	1028	2773
250840 OTHER CLAYS	3030	43759	387	35655
250860 MULLITE				30
250900 CHALK	6980	107251	17059	135398
251110 NATURAL BARIUM SULPHATE	1845	184676	17019	156886
251200 SILICEOUS FOSSIL MEALS	1246	23301		13104
251310 PUMIC STONE W/NOT HEAT TREATED	8798	48049	3214	30103
251320 EMERY,NATURAL CORUNDUM,GARNET	3678	45613	5119	53073
251511 MARBLE/TRAVERTINE,CRUDE ROUGH	30171	189459	272	16449
251512 MARBLE,TRAVERTINE,MERELY CUT		8621	910	7426
251611 GRANITE,CRUDE/ROUGHLY TRIMMED	1639	11257	1424	10228

Contd.

10.11 Imports by Economic Categories (Detail)

(In Thousand Rupees)

ITEMS	Apr-14	FROM JUL-2013	Apr-14	FROM JUL-2012
251612 GRANITE,MERELY CUT,BY SAWING		697		413
251620 SANDSTONE,CRUDE/ROUGHLY TRIMED		3429	421	421
251690 OTH MONUMENTAL BUILDING STONE		2311	208	671
251710 PEBBLES,GRAVEL/CRUSH STONE ETC		427		27
251741 GRANULES,CHIP & POWDER,MARBLE	1085	5979	841	841
251749 OTH GRANULE,CHIPPING & POWDER	3214	3728		
251810 DOLOMITE, NOT CALCINED		1260		2038
251830 DOLOMITE RAMMING MAX		1658		12200
251990 OTH FUSED MAGNESIA,DEAD BURNED	15425	97168	1728	76051
252010 GYPSUM; ANHYDRITE	1336	33342	660	23502
252020 PLASTERS OF CALCINED GYPSUM		3367		1997
252210 QUICKLIME		165	120	506
252220 SLAKED LIME	285	2924	431	2251
252230 HYDRAULIC LIME		50		1137
252310 CEMENT CLINKERS		2525		
252321 WHITE PORTLAND CEMENT		1534		3631
252329 OTHER PORTLAND CEMENT	44163	386306	6303	134417
252330 ALUMINOUS CEMENT(CEMENT FONDU)	1693	15863	537	11134
252390 OTHER HYDRAULIC CEMENTS	34248	416836	23215	272555
252410 ASBESTOS CROCIDIOLITE				3085
252490 OTHER ASBESTOS	2489	225466	63375	299724
252510 CRUDE MICA,MICA RIFTED SHEETS	69	69		
252520 MICA POWDER	1774	6915	1076	4797
252610 NATURAL STEATITE,NOT CRUSHED	369272	2625811	15467	209824
252620 NATURAL STEATITE,CRUSH/POWDER	1005	18640		24524
252800 NATURAL BORATES & CONCENTRATES				8684
252910 FELDSPAR	49	219		
252922 FLUORSPAR>97% CALCIUM FLORIDE	197	4941	187	1065
252930 LEUCITE;NEPHELINE,NEPH SYENITE				1044
253010 VERMICULITE,PERLITE CHLORITES		1754		1325
253020 KIESERIT,EPSOMITE(NAT MAG SULP				731
253090 OTHER,MINERAL SUBSTANCES	43151	316140	39808	339794
260111 IRON ORES,CONCEN,NON-AGGLOMERT	224060	1128469	155192	2593489
260112 IRON ORES CONCEN,AGGLOMERATED		67		2061163
260200 MAGANESE ORES & CONCENTRATES				30682
260600 ALUMINIUM ORES/CONCENTRATES			104	104
260700 LEAD ORES AND CONCENTRATES	657	9177		4662
261000 CHROMIUM ORES AND CONCENTRATES		40710		27882
261400 TITANIUM ORES & CONCENTRATES	2362	21806		25765
261510 ZIRCONIUM ORES AND CONCENTRATE		8106		
261710 ANTIMONEY ORES AND CONCENTRATE		41		
261790 OTHER ORES AND CONCENTRATES				1441
261800 GRANULATED SLAG M/G IRON,STEEL		723	1639	4040
261900 SLAG,DROSS OTH WASTE,IRN/STL	29769	52372	180	6369
262011 HARD ZINC SPELT MAINLY OF ZINC		1783		906
262019 OTH,ASH&RESIDUE C/MAINLY ZINC	715	18459	321	3678
262040 ASH&RESIDUE MAINLY OF ALUMNIUM		10513		877
262099 OTH ASH&RESIDUE CANTAIN METAL		630		
262190 OTH SLAG &ASH,RESIDUES M-WAST	944	6513		3590
270111 ANTHRACITE NOT AGGLOMERATED	499	6045		4431
270112 BITUMINOUS COAL,NOT AGGLOMERAT	46849	171574		
270119 OTHER COAL,NOT AGGLOMERATED	3817568	22980618	3029643	37738833
270120 BRIQUETTES SIMILAR SOLID FUEL	140	1184		1983
270210 LIGNITE NOT AGGLOMERATED		3234		3440
270300 PEAT INCLPEAT LITTER		7366	862	8354
270400 COKE/SEMI OF COAL,RETORT CARBN	1075575	3841761	180640	1293149
270500 COAL GAS,WATER GAS,SIMILAR GAS		469		565

Contd.

10.11 Imports by Economic Categories (Detail)

(In Thousand Rupees)

ITEMS	Apr-14	FROM JUL-2013	Apr-14	FROM JUL-2012
270600 TAR FROM COAL/LIGNITE/PEAT ETC		3387		3067
270710 BENZOLE (BENZENE)		44950		27025
270720 TOLUOLE (TOLUENE)			14656	24807
270730 XYLOLE (XYLENES)	212603	1842882	194590	1349329
270740 NAPHTHALENE		7620	592	592
270750 OTH STOCK FOR CARBON BLACK	41075	354996	93643	251354
270791 CREOSOTE OILS		65		1028
270799 OTH OIL /PROD DISTLION COALTAR	98685	674092	175	771607
271019 KEROSENE,INCL KER.TY. JET FUEL	1097196	9999691	985465	9362990
271129 OTH GAS HYDROCARBON GAS STATE	66	6708	787	5728
271210 PETROLEUM JELLY	22083	159299	6316	155199
271220 PARAFIN/WAX,CONT WT<0.75%OIL	52715	250176	38125	363738
271390 OTH RESIDUE PETROLEUM BITUMEN		1004		1058
271410 BITUMEN OIL SHALE & TAR SANDS		35329		5181
271500 BITUMEN MIXTURES,NATURAL	4040	352946	38318	133052
280110 CHLORINE		1093		
280120 IODINE	57319	333192	17813	281288
280200 SULPHUR,SUB/PRE COLLI.SULPHUR	2972	11423	894	9439
280300 CARBON(INCL CARBON BLACK)NES	159251	998486	133323	981431
280410 HYDROGEN.	2286	6874		1555
280421 ARGON	5342	52692	4069	55845
280429 OTHER, RARE GASES.	9785	126353	1830	81018
280430 NITROGEN	1384	1939	121	2949
280440 OXYGEN	736	20073	60	87790
280450 BORON, TELLURIUM		261		
280461 SILICON CON & 99.99% BY WEIGHT		15057		15847
280469 OTHER SILICON	6228	29894	5708	13851
280470 PHOSPHORUS		47974	6436	64051
280480 ARSENIC		11923		6092
280490 SELENIUM	26028	123570		58744
280512 CALCIUM			448	21382
280519 OTHER ALKALI METALS	2608	21389	60	8298
280530 RARE-EARTH METAL NS				23
280540 MERCURY		3766	67	1445
280610 HYDROGEN CHLORIDE (HCL ACID)	35	1947	16	2386
280620 CHLOROSULPHURIC ACID				12326
280700 SULPHURIC ACID; OLEUM		2648	2761	5711
280800 NITRIC ACID;SULPHONITRIC ACIDS	9953	123430	7793	99510
280910 DIPHOSPHORUS PENTAOXIDE		4589	2638	11650
280920 PHOSPHORIC/POLPHOSPHORIC ACIDS	1711525	18525521	3491761	24463174
281000 OXIDES OF BORON;BORIC ACIDS	19107	187462	32246	143767
281111 HYDROGEN FLUORIDE	2243	4921	1194	9495
281119 OTHER INORGANIC ACIDS.	11447	118020	195	104604
281121 CARBON DIOXIDE	6951	226616	76575	289039
281122 SILICON DIOXIDE (SILICA)	72896	523169	57575	417840
281129 OTH INORGANIC OXYGEN COMPOUNDS		17504		10260
281210 CHLORIDES AND CHLORIDE OXIDES	40	158		701
281290 OTH HALIDE/HALIDE OXIDES	3837	17578		7584
281390 OTH SUPHIDE OF NON-METALS		9061		15689
281410 ANHYDROUS AMMONIA		2549		24533
281420 AMMONIA IN AQUEOUS SOLUTION	1693	112183	168	45266
281511 SODIUM HYDROXIDE SOLID	3717	61408	151	41211
281512 SODIUM HYDROXIDE AQUEOUS SOL	6	1524	270	14784
281520 POTASSIUM HYDROXIDE (CAUSTIC)	35305	242395	24555	93271
281530 PEROXIDES OF SODIUM/POTASSIUM		7		311
281610 HYDROXIDE/PEROXIDE OF MAGNESUM	5372	39851	2127	47960
281640 STRONTIUM,OXIDE,H-OXIDE,PEROXI	10	17		12

Contd.

10.11 Imports by Economic Categories (Detail)

(In Thousand Rupees)

ITEMS	Apr-14	FROM JUL-2013	Apr-14	FROM JUL-2012
281700 ZINC OXIDE;ZINC PEROXIDE	10484	164831	17619	175102
281810 ARTIFICIAL CORUNDUM NOT DEFIN	3626	33850	3256	25694
281820 ALUMINIUM OXIDE O/T ARTIFICIAL	3945	122506	4036	101302
281830 ALUMINIUM HYDROXIDE	49061	416333	35148	281701
281910 CHROMIUM TRIOXIDE	27821	108453	8844	69270
281990 OTH,CHROMIUM OXIDES&HYDROXIDE		12116	1549	17040
282010 MANGANESE DIOXIDE	7484	30146	3913	27567
282090 OTHER, MANGANESE OXIDES	2	1917		5361
282110 IRON OXIDES AND HYDROXIDES	37771	304571	44757	376365
282120 EARTH COLOURS				580
282200 COBALT OXIDE & HYDROXIDE	2938	61693	10883	58199
282300 TITANIUM OXIDES.	12950	216413	65278	191945
282410 LEAD MONOXIDE(LITHARGE,MASICOT	2311	12507		8789
282490 OTHER, LEAD OXIDES		807		594
282510 HYDRAZINE,YDROXYLAMINE SALT	7997	76359		33358
282520 LITHIUM OXIDE AND HYDROXIDE	2251	10166	771	16875
282530 VANADIUM OXIDES AND HYDROXIDES		34909		7144
282540 NICKEL OXIDES AND HYDROXIDES		1969		29
282550 COPPER OXIDES AND HYDROXIDES		11615		3985
282570 MOLYBDENIUM OXIDES/DIOXIDES		65		54
282580 ANTIMONY OXIDES		100584	20284	117702
282590 OTH INORGANIC BASE/METAL OXIDE	461	12704	1165	10306
282619 OTHER, FLOURIDES	3215	19322	1825	20024
282630 SODIUM HEXAFLOROALUMINATE		2078		21
282690 OTHER,COMPLEX FLUORINE SALTS	4393	18839	264	7314
282710 AMMONIUM CHLORIDE	3278	62238	1272	124108
282720 CALCIUM CHLORIDE	2920	33016	5796	56610
282731 CHLORIDES OF MAGNESIUM	2021	17476	1911	14706
282732 CHLORIDES OF ALUMINIUM		3233		1094
282735 CHLORIDES OF NICKEL	4659	23633	311	14842
282739 OTHER CHLORIDES:	1937	54738	8637	116692
282741 CHLORIDE OXIDE/HYDROXIDE COPER				94
282749 OTH CHLORIDE OXIDE/HYDROXIDES	545	1148	3592	6383
282751 SODIUM POTASIUM BROMOMIDES	11	3407		3367
282759 OTH BROMIDE/BROMIDE OXIDE		8607		3307
282760 IODIDES AND IODIDE OXIDES	8198	32493	7241	28431
282810 COM CAL HYP (BLEACHING POWDER)	2	959		1028
282890 OTH HYPOCHLORITES/HYPOBROMITES	2352	24477	3999	33069
282911 CHLORATES OF SODIUM		6783	1932	13888
282919 OTH CHLORATES/PERCHLORATES	33580	453912	37016	323761
282990 OTH BROMATES/PERBROMATE/IODATE	225	7638	33843	59484
283010 SODIUM SULPHIDES	80459	717121	109978	629994
283090 OTH, SULPHIDES, POLYSULPHIDES	3	9012		380
283110 SODIUM DITHIONITE,SULPHOXYLATE	94552	870282	98723	861148
283190 OTH DITHIONITE & SULPHOXYLATE	76816	527501	42337	536228
283210 SODIUM SULPHITES(NEUTRAL)	33468	289055	38280	257487
283220 OTHER SULPHITES	5	1402	2998	12473
283230 THIOSULPHATES	3120	9758	1564	4090
283311 DISODIUM SULPHATE	116610	871856	91797	647807
283319 OTHER SODIUM SULPHATES	2068	18689	1837	23742
283321 MAGNESIUM SULPHATE(EPSOM SLATE	916	10159	2805	18284
283322 SULPHATES OF ALUMINIUM	6591	49364	5765	30615
283324 SULPHATES OF NICKLE	7367	73931	9673	60236
283325 SULPHATES OF COPPER		80038	6685	82375
283327 SULPHATES OF BARIUM	3996	57384	6538	39027
283329 OTHER SULPHATES	204387	874791	139354	662271
283330 ALUMS	253	2268		156

Contd.

10.11 Imports by Economic Categories (Detail)

(In Thousand Rupees)

ITEMS	Apr-14	FROM JUL-2013	Apr-14	FROM JUL-2012
283340 PEROXOSULPHATES(PERSULPHATES)	5543	52171	2348	23651
283410 NITRITES	2175	49178	4601	70778
283421 NITRATES OF POTASSIUM	32712	88361	19295	79510
283429 OTHER, NITRATES	3830	57088	1642	53331
283510 PHOSPHINATES & PHOSPHONATES	6796	41743	7260	20378
283522 PHOSPHATES OF MONO-OR DISODIUM	12239	132696	6849	145671
283524 PHOSPHATES OF POTASSIUM	3018	34994	2957	16971
283525 CALCIUM HYDROGEN-ORTHOPHOSPHAT	71675	618213	86645	770661
283526 OTH CALCIUM PHOSPHATE (PURE)	56676	242251	7225	257376
283529 OTHER, PHOSPHATES	2962	26927	2383	40855
283531 SODIUM TRIPHOSPHATE	97206	733962	52818	568249
283539 OTHER, POLYPHOSPHATES	22692	174308	11510	136801
283620 DISODIUM CARBONATE NATURAL	127915	1194515	57461	1695114
283630 SODIUM HYDROGEN CARBONATE	7343	126878	10067	118230
283640 POTASSIUM CARBONATE	10069	286199	268	129732
283650 CALCIUM CARBONATE	21172	132650	14476	117377
283660 BARIUM CARBONATE		91738	13110	125585
283691 LITHIUM CARBONATE	2100	4632	3216	3890
283692 STRONTIUM CARBONATE		3		134
283699 OTHER, CARBONATES	36874	565498	13806	389274
283711 CYANIDES OF SODIUM	350	92542		60595
283719 OTH CYANIDE/OXIDES		4242		1791
283720 COMPLEX CYANIDES	3	828		781
283911 SODIUM METASILICATES	71	9585	2996	18843
283919 OTHER, SILICATES	1243	15029	1934	14509
283990 OTHER, METAL SILICATE	5271	38791	9401	37101
284011 SODIUM TETRABORATE ANHYDROUS				864
284019 OTH DISODIUM TETRABORAT(REFINE	19311	130851	22547	134911
284020 OTHER, BORATES		50752	2500	2804
284030 PEROXOBORATES (PERBORATES)	327	44064	6565	52057
284130 SODIUM DICHROMATE	47861	397694	20172	232048
284150 OTH CHROMATE DI/PER CHROMATES	21	7879	1487	3026
284161 POTASSIUM PERMAGANATE		16446		12097
284169 OTH MAGANITE MAGANATE/PERMAGAN		15		16
284170 MOLYBDATES	111	2598	1098	12550
284190 OTH,SALT OXOMETALIC/PEROX ACID	116	4093	923	11679
284210 DOUBLE OR COMPLEX SILICATES.	7359	66494	5911	52052
284290 OTHER SALTS OF INORGANIC ACIDS	348	23416	1504	7757
284321 SILVER NITRATE.	778	3159	64	37370
284329 OTHER,SILVER COMPOUNDS	2747	10727	2083	12683
284330 GOLD COMPOUNDS.	12	155		92
284390 OTHER COMPOUNDS,AMALGAMS	1178	8736		3502
284410 NATURAL URANIUM,ITS COMP ALLOY		39		909
284420 URANIUM/PLUTONIUM IT COMP ALOY	466	466		
284430 URANIUM DEPLET THORIUM IT COMP		30		124
284440 RADIOACTIVE EL/ISOTOP COMP ALY	17076	211805	13102	213215
284590 OTH ISOTOPES & THEIR COMPOUNDS			3978	4989
284610 CERIUM COMPOUNDS.		1803	47	3125
284690 OTH RARE EARTH METAL COMPOUNDS		518		4862
284700 HYDROGEN PEROXIDE SO-WITH UREA	10506	362313	38242	309678
284800 PHOSPHIDES,CHEMICALLY DEFINED		2194		
284910 CALCIUM CARBIDES	92148	496206	104244	558729
284920 SILICON CARBIDE	3232	17901	1347	30434
284990 OTHER CARBIDE		191		139
285000 HYDRIDE,NITRIDE,AZIDE,BRMD ETC	203	3728	51	6349
285210 INORG/ORGANIC COMP OF MERCURY	2783	14041	118	7454
285290 OTH INORG/ORGA COMP-MERCURY	810	4551	2505	8624

Contd.

10.11 Imports by Economic Categories (Detail)

(In Thousand Rupees)

ITEMS	Apr-14	FROM JUL-2013	Apr-14	FROM JUL-2012
285300 OTH INORGANIC COPM AMALGAMS	639	5489	265	2610
290899 OTH SULPHONATED DER OF PHENOLS	17100	55153	15534	58982
290911 DIETHYL ETHER		232		663
290919 OTHER, ACYCLIC ETHER	4078	39950	3996	30600
290920 CYCLANIC,CYC ETHER HALOGEN DER		957	239	1244
290930 AROMATIC ETHER HALOGEN SULPH'T	13318	88535	6509	77244
290941 2,2-OXYDIETHANOL(DIETHYL GLYCL	86579	634850	62236	447610
290943 MONOBUTYL ETHER,ETHYLEN GLYCOL	1224	119488	4121	55414
290944 MONOALKYL ETHER,ETHYLEN,GLYCOL	21687	297860	33453	276292
290949 OTH,ETHERS THEIR DERIVATIVES	71610	282080	8721	133359
290950 ETHER-PHENOLS,ETHERALCH PHENOL	1186	13690	1123	8340
290960 ALCH PEROXID,ETH PEROXID,KETON	12494	168427	14801	151396
291010 OXIRANE (ETHYLENE OXIDE)	38	11392	294	12972
291020 METHYLOXIRANE(PROPYLENE OXIDE)				117
291030 1-CHLORO-2,3-EPOXYPROPANE	3334	20289	2	100
291090 OTH,EPOXIDE,EPOXYALCH,EPOXYPHL	7511	13760		6586
291100 ACETAL HEM/ACETAL,OXYFUNC HEL	1005	1366		644
291211 METHANE WITHOUT OTH OXYGN FUNC	722	5447	1	5833
291212 ETHANE WITHOUT OTH OXYGEN FUNC		734	5084	16909
291219 OTH,ACYCLIC ALDEHYD W/O OTHOXY	10429	125460	24223	97068
291221 BENZALDEHYDE W/O OTH OXY FUNC		411		4225
291229 OTH CYCLIC ALDEHYD W/O OXY FUN	4119	43560	3187	50524
291241 VANILLIN(4-HYDROXY-3-METHOXYBZ	12111	74967	3933	58380
291242 ETHYLVANILIN(3-ETHOXY-4HYDROXY	2306	24434	992	22003
291249 OTH ALDEHYDE-ETHER/PHENOL/OXYG	166	1839	3933	6434
291250 CYCLIC POLYMERS OF ALDEHYES	2080	2276		9
291260 PARAFORMALDEHYDE	14377	41276	11033	42598
291300 HALOGEN,SULPHONAT,NITRAT DERV	37	60		146
291411 ACETONE	3864	72562	5129	59818
291412 BUTANONE(METHYL ETHYL KETONE)	10302	254676	16338	225880
291413 4-METHYLPENTAN-2-ONE	2954	20168	3777	15257
291419 OTH,ACYCLIC KETONE W-OUT OXY-F	225	5007	3	556
291422 CYCLOHEXANONE,METHYLCYCLOHEXON	13647	170964	59739	99844
291423 IONONES AND METHYLIONONES	900	7188	11549	19545
291429 OTH,CYCLANIC ETC W/O OTHOXYGN	97	39705	1048	53367
291431 PHENYLACETONE(1-PHENYLPROPAN-2				631
291439 OTH,AROMATIC KETONE W/O OXYGEN	43	2603	52	2969
291440 KETONE-ALCOHOL KETONE-ALDEHYDE	7076	75339	11384	81912
291450 KETONE-PHENOL/KETONE W/O OXYGN	2153	28086	1710	26725
291461 ANTHRAQUINONE		3551		3280
291469 OTHER QUINONES	105	28127	4784	37587
291470 HALGENATDED,SULPHONATED,DERIVA		7750	69	2559
291899 OTH INDREDIENTS FOR PESTICIDES	46355	443276	43869	459177
291910 TRIS(2,3-DIBROMOPROPYL)PHOSPHA	1781	1781		
291990 OTH PHOSPHORIC ESTER/SALT/DERI	8839	103528	18677	61594
292019 OTH THIOPHOSPHORICESTERS, DERI			607	607
292090 OTH ESTER OTH INORGANIC ACID	33981	122076	3582	91019
292111 METHYLAMINE,DI/TRI & ITS SALT	8433	92453	11315	84042
292119 OTH ACYCLIC MONOAMIN/DERV/SALT	512	19303	2833	34288
292121 ETHYLENEDIAMINE AND ITS SALTS	1693	38771	1085	33583
292122 HEXAMETHYLENEDIAMINE/ITS SALTS		5497		5420
292129 OTH ACYCLIC POLYAMIN/DERV/SALT	6988	37331	4404	31166
292130 CY-CLANIC,LENIC LOTERPENI/SALT	2616	54286	2743	47178
292141 ANILINE AND ITS SALTS	499	17702	4935	6864
292142 ANILINE DERIVATIVES/ITS SALT	40086	247395	26768	190270
292143 TOLUIDINE/ITS DERIVATIV/SALT	6613	50449	5705	46144
292144 DIPHENYLAMINE/ITS DERIV/SALT	58	4386	9	1615

Contd.

10.11 Imports by Economic Categories (Detail)

(In Thousand Rupees)

ITEMS	Apr-14	FROM JUL-2013	Apr-14	FROM JUL-2012
292145 1,2-NAPHTHAMINE/ITS DERIVATIVE	2513	105749	25288	91775
292149 OTH,AROMATIC MONOAMINE DER/SALT	69894	350080	8252	273218
292151 O,M,P-PHENYLENE,DIAMINE SALT	48133	361684	25577	214989
292159 OTH AROMATIC POLYAMINE DER/SALT	23360	114876	6755	57733
292211 MONOETHANOLAMINE AND ITS SALTS	2461	69942	25	48605
292212 DIETHANOLAMINE AND ITS SALTS	8003	49228	7258	68329
292213 TRIETHANOLAMINE AND ITS SALTS	17228	84767	4462	29359
292219 OTH AMINO-ALCH ETHER/ESTR/SALT	73240	883554	125385	842882
292221 AMINOHYDROXYNEPHLENE ACID/SALT	104157	546281	62569	267645
292229 OTH AMINO NAPHTHOL/PHENOL ETHER	97984	633537	16219	156050
292239 OTH AMINO ALDEHYDES	8307	26860	2898	22205
292241 LYSINE/ITS ESTER SALT THEREOF	111360	2578406	550223	2332010
292242 GLUTAMIC ACID AND ITS SALTS	163257	1292771	82411	1037226
292243 ANTHRANILIC ACID AND ITS SALTS				1701
292244 TILDINE (INN) AND ITS SALTS			2	1629
292249 OTH AMINOACID/ESTER O/T OXYFUN	228246	2343098	184470	1985260
292250 AMINO-ALCHL/ACIDPHENOL/IT COMP	77654	815823	78368	889809
292310 CHOLINE AND ITS SALTS	4447	29558	4796	25155
292320 LECITHIN/OTH PHOSPHOAMINOLIPID	15299	127455	4351	123388
292390 OTH QU-AMMONIUM SALT/HYDROXID	33729	378967	39524	457432
292412 FLUOROACETAMIDE(ISO)MONOCROTO		340	362	362
292419 OTH AMIDE COMP,CARBONIC ACID	83292	582763	46503	543962
292421 UREINES/DERIV/SALT THEREOF	10345	98695	9375	71876
292429 OTH CYCLIC AMIDE DERIV/SALTS	220343	1826215	194617	1396435
292511 SACCHARIN AND ITS SALTS	32500	238735	34792	193134
292519 OTH IMIDE/DERIV/SALT THROF	961	24625	5179	54197
292521 CHLORIMEFORMRD (ISO)	103	1693		99
292529 DIPHENYL-GUANIDINE	60596	487142	57327	444200
292610 ACRYLONITRILE	2991	12342		27369
292620 1-CYANOANIDINE(DICYANDIAMIDE	5262	45989	5177	53006
292690 OTH,NITRILE-FUNCTION COMPOUNDS	243994	2442900	179981	1892809
292700 DIAZO-,AZO-/AZOXY-COMPOUNDS	14121	152735	10881	100156
292800 ORGANIC DERV,HYDRAZIN/HYDOXY	21750	63609	9695	80056
292910 ISOCYANATES W-NITROGEN FUNCTIO	266511	2726241	211847	2920975
350790 OTH ENZYMES/PREP ENZYMES	210998	2178358	197362	1838669
360200 PREP EXPLOSIVE O/T POWDER	35589	62997		44125
381590 OTHER CATALYTIC PREPARATIONS	18606	557949	11013	411655
401039 TRANS SYS.BELT OTH 150-198 CM	16133	197607	16576	161380
401110 NEW PNEUM TYRES FOR MOTOR CARS	96474	1417331	120021	1547329
401120 NEW PNEUM TYRES FOR BUS/LORRY	1057378	14297910	1218078	12418565
401130 NEW PNEUM TYRES RUB AIRCRAFTS	22775	63522	4365	88116
401140 NEW PNEUM TYRE RUBB MOTORCYCLE	9062	95348	9341	61712
401150 NEW PNEUM TYRE RUBB BICYCLES	7606	51218	6061	18092
401161 TYRE AGRICULTURE VEH/MACHINE	153829	959485	87383	641994
401162 TYRE INDUSTRIAL VEH=61 CMS	95	131		
401163 TYRE INDUST/CONS VEH>61 CMS	2346	9247		32483
401169 OTHER TYRE HERRING BONE	85	380		16660
401192 OTHER TYRE AGRICULTURE/MACH	807	9310	1167	80806
401193 OTH TYRE INDUSTRIAL VEH=61 CM	2731	17693	5266	19678
401194 OTH TYRE INDUSTRIAL VEH>61 CM	968	70193	9983	74868
401199 OTH TYRE NEW PNEUMATIC RUBBER	38252	354647	17981	216579
401211 RETREATED TYRES FOR MOTORCARS				16
401212 RETREATED TYRE FOR BUSES/LORRY		724		
401213 RETREATED TYRE FOR AIRCRAFTS	6713	82609	6329	81590
401219 OTHER RETREATED TYRE OF RUBBER	173	272	573	12915
401220 USED PNEUMATIC TYRES OF RUBBER				30
401290 OTH USED PNEUMATIC TYRE RUBBER	2791	45251	149	21164

Contd.

10.11 Imports by Economic Categories (Detail)

(In Thousand Rupees)

ITEMS	Apr-14	FROM JUL-2013	Apr-14	FROM JUL-2012
401310 INNER TUBES,OF MOTOR CAR/BUSES	3320	131143	18047	126240
401320 INNER TUBES FOR BICYCLES	3346	38088	4317	33512
420340 OTHER CLOTHING ACCESSORIES	18581	414512	68412	449008
440290 OTH WOOD CHARCOAL NOT AGGLOMER		11693	842	7837
440500 WOOD WOOL;WOOD FLOUR.		2395		200
440710 CONIFEROUS WOOD SPECI SAW/CHIP		3260	678	3700
440721 MAHOGANY (SWIETENIA SPP) TROP	3085	3085	1740	18654
440725 TROPICAL WOOD DARK RED MERANTI	30488	148144	4928	81328
440726 TROPICAL WOOD WHITE LAUAN ECC	31431	182113	16670	174482
440727 SAPELLI		11837	2635	27781
440728 LROKO				1062
440729 OTH TROPICAL WOOD NON-CONF SAW	396110	2846530	287137	2409828
440791 OAK WOOD,SWAN/CHIPPED LEN WISE		13655	928	24214
440792 BEECH WOOD SWAN/CHIPPED L/WISE	9568	113726	7987	53856
440793 OTH TROPICAL WOOD OF MAPLE		8473		
440794 OTH TROPICAL WOOD OF CHERRY				95
440795 OTH TROPICAL WOOD OF ASH	30308	297965	17724	316787
440890 OTH.LAMINAT WOOD SAWN.SLICED6M	5591	149164	11406	108750
440910 WOOD CONIFEROUS SPECIES SHAPED		471		
440921 WOOD NON-CONIFEROUS OF BAMBOO			75	105
441700 TOOLS/BODIES/HANDLE OF WOOD	542	3482	101	1813
441810 WINDOWS FRENCH WINDOWS & FRAME	7	2317		2024
441820 DOORS FRAMES AND THERSHOLDS	6700	66158	2779	29553
441840 SHUTTERING FOR CONCRETE C/WORK			2215	5790
441860 POSTS AND BEAMS OF WOOD				12
441872 OTH MULTILAYER FLOORING PANELS				64
441879 OTH ASSEMBLED FLOORING PANELS		562	501	17945
551694 W-FAB ART FIB<85%WT O/FIB PTIN	144917	1388949	72522	1105246
560121 OTH ARTICLES OF COTTON WADDING	138	7317	25	6341
560122 OTH WADDING OF MAN-MADE FIBRES	737	27892	3044	6472
560129 OTHER, WADDING ARTICLES	1038	34387	10114	32300
560600 GIMPED YARN,AND STRIP AND LIVE	34143	286067	22550	170688
560721 BINDER/BALER TWINE OF SISAL	1561	4142		131
560729 OTH,TWINE,CORDAGE,ROPE&CABLE	843	25278	170	10692
560741 BINDER/BALER TWINE OF POLYTHNE	1749	38018	3787	27684
560749 OTH TWINE,CORDAGE,ROP,CAB POLY	18292	75493	3690	37628
560750 TWINE,CORDAGE,ROPE,OTH SYN FIB	6324	36629	8274	78552
560790 OTH,TWINE,CORDAGE,ROPE & CABLE	4463	28104	3814	21212
560811 FISHING NETS MAN-MADE TEX MAT	28685	306498	19193	254143
560819 OTH, MADE UP NETS OF TEX MAT	6635	66549		73822
560890 OTH,NOTTED NETS/NETTING ROPE	1909	21627	286353	304491
591000 TRANSMISON CONYOR BELT TEX MAT	9250	164384	45684	177413
591110 TEX FAB,FELT & FELT-LINED FAB.	22064	205476	7882	209928
591120 BOLTING CLOTH,WHET/NOT MADE UP	6146	30071	1762	33655
591131 TEX FAB & FELTS,< 650G/SQM .	8251	95549	13091	87045
591132 TEX FAB & FELTS,>O650G/SQM .	23747	266625	7117	251799
591140 STRAINING CLOTH USEDOIL PRESS	1042	1784		1010
670490 WIGS,BEARD,EYE-BROW OF OTH MAT	170	1109	53	691
680100 ARTICLE OF STONE PLAS CEMET		23		495
680210 TILES CUBES AND SIMILAR ARTICL		362	5	11128
680221 OTH MONUMENTAL BUILD STONE/ART	26560	210925	13625	112018
680223 GRANITE	111652	752402	56831	452354
680229 OTHER STONE	716	1754	380	692
680291 OTH MARBL TRAVERTIN&ALABASTER	2138	8787		1951
680292 OTHER CALCAREOUS STONE		9		
680293 OTHER GRANITE	2064	9948		21192
680299 OTHER STONE	1128	3867		2331
680690 OTH ARTICLE OF HEAT INSULATING	3962	134876	2040	29873

Contd.

10.11 Imports by Economic Categories (Detail)

(In Thousand Rupees)

ITEMS	Apr-14	FROM JUL-2013	Apr-14	FROM JUL-2012
680710 ARTICLE OF ASPHALT IN ROLL	512	4718	978	19326
680790 OTH ARTICLE OF ASPHALT MATERL	3663	4433		920
681099 OTH ARTICLE OF CEMENT	295	5981		21555
681140 ARTICLES CONTAINING ASBESTOS		37		364
681181 CORRUGATED SHT NOT CON ASBESTO				677
681182 O-SHT,PANEL,TILES,NOT CON ASBE	23225	91064		49573
681599 OTH ARTICLE OF STONE OTH MINRL	8502	61076	13194	74679
690100 BRICK , TILE OF SILI FOSSIL	645	896		2914
690210 REF BRICK,TILE>50%MG,CA	133239	1460944	126700	966258
690220 CERAMIC>50%SILICA,ALUM	61446	268965	38158	352481
690390 OTH REFRACTORY CERAMIC GOODS	2246	76870	2555	37336
690410 CERAMIC BUILDING BRICKS				626
690490 OTH C/FLOORING BLOCKS F/TILE	3029	6589		80184
690510 ROOFING TILES	1057	1057		
690590 OTH CHIMNEY-POTS,COWLS,ETC.		101	26	26
690600 CERAMIC PIPES CONDUITS&FITING	67	1520	9	5398
690710 TILES CUBES ETC W/N RECT<7CM	79585	427722	31133	142662
690790 OTH,UNGLAZED CERAMICS	297552	2311365	98833	1221703
690810 TILES CUBES AND SIMILAR ARTICL	6846	20267	2352	11802
691490 OTH CERAMIC ARTICLES O/TH PORN	476	2778	166	5727
700100 CULLET AND OTH WAST&SCRAP,GLAS		707	150	13221
700210 BALLS IN GLASS UNWORKED	4965	27670	648	10843
700220 RODS IN GLASS UNWORKED		24		
700231 TUBE,FUSED QUARTZ/SILICA,UNWOR		824	108	353
700232 TUBE OF OTH GLASS UNWORKED		839		
700239 OTHER, TUBES IN GLASS	33337	460300	44482	335680
700312 NON-WIRED SHEETS COLOURED,FLAS	13410	119430	6951	99429
700319 OTH NON WIRED SHEETS OF GLASS	11653	120842	12712	132522
700320 WIRED SHEETS GLASS		13062	1454	6487
700330 PROFILES OF GLASS				47
700420 GLASS COLOURED OPACIFIED FLASH		259		402
700490 OTHER GLASS	10063	43148	25817	54535
700510 NON-WIRED GLASS HAVE ABSORBENT	22947	275645	37718	315296
700521 NON-WIRED GLASS COLOURED,OP/FE	14447	147162	53901	205203
700529 OTHER, NON-WIRED GLASS	17404	128804	57340	379791
700600 GLASS BENT, EDGE-H-70.03,04,05	4192	9034	89	1712
700711 THOUGHENED SAFTY GLASS FOR VES	27796	201381	30058	182475
700719 OTH THOUGHENED SAFTY GLASS	12003	61199	633	14589
700721 LAMINATED SAFTY GLASS VEH/VESL	10898	123441	53735	151870
700729 OTHER, LIMINATED SAFETY GLASS	2131	79030	1862	37193
701090 OTH CARBOYS BOTT,FLASK,JAR,POT	79125	651610	65086	514152
701110 FOR ELECTRIC LIGHTING	328	5613		5968
701400 SIGNALLING GL-WARE,OPTCAL ELEM	1751	7460	60	4074
701510 GLASS FOR CORRECTIVE SPECTACLE		116	99	3455
701610 GLASS CUBES/OTH SMALLWARE	2598	42043	4526	23609
701919 OTH YARN OF GLASS FIBRE/THREAD	5643	33217	3592	49494
701931 GLASS MATS	26051	278224	28837	237576
701932 THIN SHEETS (VOILES)	46644	408399	55783	330728
701959 OTH WOVEN FABRICS	1889	33343	24192	50587
710210 UNSORTED, (ROUGH) DIAMONDS		2418	4522	14006
710490 OTH SYN/RECONSTI SEM/PRE STONE				13
710510 DUST AND POWDER OF DIAMONDS		6		
711890 OTHER COIN		234		394
720110 NON-ALLOY PIG IRON<0.5% PHOSP	37215	418141	23384	430510
720120 NON-ALLOY PIG IRON>0.5% PHOSP		100216		123041
720150 ALLOY PIG IRON; SPIEGELEISEN				
720211 FERRO-MANGANESE CONT 2% CARBON	41880	461150	31322	390588
720219 OTH FERRO-MANGANESE	21193	109704	22783	116747

Contd.

10.11 Imports by Economic Categories (Detail)

(In Thousand Rupees)

ITEMS	Apr-14	FROM JUL-2013	Apr-14	FROM JUL-2012
720221 FERRO-SILICON CONT >55% SILICON	80286	414033	39794	392643
720229 OTH FERRO-SILICON	6464	61416	15776	119961
720230 FERRO-SILICO-MANGANESE	150182	1303296	167661	1188118
720241 FERRO-CHROMIUM CONT >4% CARBON	454	13066		15611
720249 OTH FERRO-CHROMIUM	920	8796	1977	14800
720270 FERRO-MOLYBDENUM		11311		7901
720280 FERRO-TUNGSTEN&FERRO-SIL-TUNGS	673	3123		3969
720292 FERRO-VANADIUM	478	478		
720293 FERRO-NIOBIUM	495	707		1635
720299 OTHER FERRO-ALLOYS		3899		481
720310 FERROUS PROD BY DIR RUD IRONORE	37126	144867		282549
720390 OTH FERROUS PRODUCTS		42319		178509
720410 WASTE/SCRAP OF CAST IRON	10378	46260	1925	55978
720421 WASTE/SCRAP OF STAINLESS STEEL	89179	620967	24872	427318
720429 WASTE/SCRAP OF OTH ALLOY STEEL		3195	81	9188
720430 WASTE/SCRAP TINNED IRON/STL	335539	3431771	406964	3348743
720441 TURNING,SHAVING,MILLING WASTE	1508966	16559142	1238266	19116875
720449 OTHER FERROUS WASTE AND SCRAP	4763428	40347080	2864118	29407256
720450 REMELTING SCRAP INGOTS			22393	71887
720510 GRANULES OF PIG IRON	4564	37704	10003	64918
720521 POWDERS OF ALLOY STEEL	24	24		93
720529 OTH POWDER PIG IRON&SP IRON/ST	3869	43394		43131
720610 INGOTS OF IRON ON STEEL.		34		1018
720690 OTHPRIM FORM (EXCL H-72.03)		428		154
720711 CONT 0.25% CARBON,IRON/N-ALY/S	482641	745929		139973
720712 OTH RECTANGULAR CROSS SECT I/S			40187	40187
721790 OTH WIRE OF IRON/NON-ALLOY-STEL	38463	289687	38462	308912
721891 OTH INGOTS-RECTANGULR ST/STEEL				4084
722300 WIRE OF STAINLESS STEEL	10721	123510	8529	92363
722410 INGOTS OTH PRI-FORM OTH A/STEL		374		
732599 OTH CAST ARTI OF I/S NES	1655	65385	3786	65921
732611 GRIND BALL&SIMI ARTI FOR MILLS		21255		15914
732690 OTH ARTICLES OF IRON & STEEL	256070	3050498	306611	2171045
740200 UN-REFINED CODDER, COPP ANODES	2679	10192	1100	8336
740311 REFINED COPPER,CATHODES&SECTIN	593182	6124483	397750	5645445
740312 REFINED COPPER WIRE-BARS				34
740319 OTHER, REFINED COPPER		29795	2855	18396
740321 COPPER-ZINC BASE ALLOYS(BRASS)		9710	424	440
740322 COPPER-TIN BASE ALLOY (BRONZE)		10945	35	22253
740329 OTH COPPER ALLOYS(O/T H-74.05)	1259	5194	499	10328
740400 COPPER WASTE AND SCRAP	55653	386671	41487	356999
741999 OTHER, ARTICLES OF COPPER	2777	53482	2481	55305
750110 NICKEL MATTES				3
750210 NICKEL, NOT ALLOYED	54309	687254	3303	634888
750220 NICKEL ALLOYS	220	545		278
750890 OTHER, ARTICLES OF NICKLES	60465	583621	51211	460110
760110 ALUMINIUM, NOT ALLOYED	323186	2732883	287237	2542763
760120 ALUMINIUM ALLOYS	101012	1409090	172092	1444902
761699 OTHER,ARTICLES OF ALUMINUM	40838	478464	31135	450437
780110 REFINED UN-WROUGHT LEAD	882348	7564851	862748	5680254
780191 OTH UNWROUGHT LEAD CON ANTIMON		230445	36643	39549
780199 OTH UNREFIND LEAD&LEAD ALLOYED	10263	96623	13660	119105
780600 OTHER ARTICLES OF LEAD.	4111	26409	4116	24209
790111 ZINC NOT ALLOYED WT=>99.99%	33289	832806	72010	580769
790112 ZINC NOT ALLOYED WT < 99.99%	198283	1576119	138611	294625
790120 ZINC ALLOYS	39736	240554	44645	191416
790700 OTHER ARTICLES OF ZINC.	479	89324	6261	6355827
800110 TIN, NOT ALLOYED	63521	259416	96390	279473

Contd.

10.11 Imports by Economic Categories (Detail)

(In Thousand Rupees)

ITEMS	Apr-14	FROM JUL-2013	Apr-14	FROM JUL-2012
800120 TIN ALLOYS		1912	224	24379
800700 OTHER ARTICLES OF TIN	40	195		929
810110 TUNGSTEN POWDERS	498	8416		36
810196 OTHER WIRE OF TUNGSTEN	5619	8078	1555	3476
810199 OTHER ARTICLES OF TUNGSTEN	26	722	107	928
810210 MOLYBDENUM POWDERS				421
810296 OTHER MOLYBDENUM WIRE	216	2737	539	2973
810299 OTH MOLYBDENUM AND ARTICLES		253		
810411 UNWROUGHT MAGNESIUM BY WT99.8%	5557	19834	2933	11648
810419 OTH ARTICL UNWROUHT MAGNESIUM	3279	3465		851478
810490 OTHER ARTICLE OF MAGNESIUM		150		9588
810520 COBALT MATTES& OTH PRODUCTS		1569		633
810590 OTH INTERMEDIATE PRO OF COBALT	13210	77994		51695
810600 BISMUTH&ATICL INCL WASTE,SCRAP		693		
810790 OTH CADMIUM,WROUGHT & ARTICLES				404
810820 UNWROUGHT TITANIUM POWDER		69		
810890 OTH TITANIUM WROUGHT&ARTICLES	56	432365	1161	28397
810990 OTH ZIRCONIUM AND ARTICLES		1493		423
811010 UNWROUGHT ANTIMONY POWDER	107851	634737	97221	623651
811090 OTH ANTIMONY ART INCL W/SCRAP		6311		5988
811100 MANGANES&ARTCL INC WASTE&SCRAP	1019	15622		8811
811221 CHROMIUM UNWROUGHT POWDER		1303		
811229 OTH UNWROUG CHROMIUM INCL WAST	112	4562	94	2172
811259 OTH THALIUM UNWROUGH INCL WAST		150		
811299 OTH BASE METAL UNWROUGH&ARTICL		42		
961900 SANITARY TOWEL&TAMPON&SIMILAR	530582	7905501	490263	5330057
3. CAPITAL GOODS TOTAL	93517319	889023369	102908954*	834456899
010611 MAMMALS		220		
010612 WHALES, DOLPHINES & PERPOISES		5952		35
010619 OTHER MAMMALS	65	3865	563	3075
010620 RAPTILES (INCL.SNAKES&TURTLES)		12		
010631 BIRDS OF PREY		434	138	335
010632 PSITTACIFORMES(INCL.PARROTS)	7084	68889	3559	39155
010639 OTHER BIRDS	160	1017		832
010641 INSECTS		3428		1612
010690 OTHER LIVES ANIMALS	2413	17043	3694	24947
621790 PARTS OF GAR/CLOTH ACCESSORI	1454	10874	290	9352
680300 WORKED SLATE/ARTICLE OF SLATE			7	7
680410 MILL STONE AND GRIND STON MIL	20522	217953	16766	178072
680421 OTH MILLSTONE OF AGGLOMER SYNT	2775	76538	10058	96979
680422 MILL STONE AND GRIND STONE/OTH	78703	678035	58521	457113
680423 OTH MILLSTONE OF NATURAL STONE	1180	31909	99	23236
680430 HAND SHARPENING POLISH STONE	1929	12835	2348	29412
680510 BASE OF WOVEN TEXTILE FABRICS	26780	251194	31340	187716
680520 ON BASE OF PAPER OR PAPERBOARD	8687	194822	16804	133095
680530 ON BASE OF OTHER MATERIALS	15809	162449	7408	139408
680610 SLAG WOOL ROCKWOOL MINERAL WOL	2867	48772	1615	93377
680620 EXFOLIATED VERMICULITE EXPEND	1409	7982		5422
680800 PANELS,BOARDS,TILES BLOCKS ETC	893	15006	20	12113
680911 BOARDS,SHEETS,PANELS,TILES ETC	4464	55753	7477	37731
680919 OTH BOARDS,SHEETS,PANELS OF PL		8704	589	34729
680990 OTH ARTICLE OF PLASTICS		1385		1194
681011 BUILD BLOCK,BRICK OF CEMENT			16	49216
681019 OTH ARTICLE TILE,FLAGSTONE ETC	99	5742		4913
681189 OTH ARTICLES NOT CON ASBESTOES	4411	4411	28	953
681291 CLOTHING ACCE OF ASBESTOES FIB	32	1018		194

Contd.

10.11 Imports by Economic Categories (Detail)

(In Thousand Rupees)

ITEMS	Apr-14	FROM JUL-2013	Apr-14	FROM JUL-2012
681292 PAPER MILLBOARD FELT ASBEST FIBR		154		780
681293 COMPRESSD ASBESTOS FIB JOINING	19091	69304	4728	44554
681299 O-ARTI OF FABRICA ASBESTOS FIB	1811	24687	1338	17986
681320 FRICTION MATERIA CON ASBESTOES	10927	102239	9453	78332
681381 BRAKE LININGS&PADS VEH-H-8711	19925	219312	14305	114799
681389 O-BRAKE LINE&PADS NOT CON ASBE	851	30964	2786	29998
681410 PLATES,SHEETS STRIPS OF AGLOM		4884		2923
681490 OTH, ARTICLES OF MICA	131	8261	13	1414
681510 NON ELETICAL OF GRAPHITE	13586	99691	16747	128382
681520 ARTICLE OF PEAT OTH ARTICLE	154	161		362
681591 CONTAIN MAGNESTIC DOLOMITE/CHR		309		
690290 OTH REFERECTORY BRIK/BLOK TILE	243	65172	221	9937
690310 CERAMIC CON>50% GRAPHITE,CARB	4034	64047	6428	45925
690320 COLD TUNDISH LINING SLIDE GATE	24951	201928	8263	118998
690890 OTH GLAZED CERAMICS WALLTILES	426798	3998514	343912	2625394
690911 LAB CERM WARE PORCELAIN/CHINA	1009	3319	23	5769
690912 LAB CERM WARE HARD>9 MOH.SCALE		151		1317
690919 LAB CERAMIC WARE CHM/TECH USE	2748	11828	328	17462
690990 OTH CERAMIC WARES AND SIMILARS	692	2135	6	64890
691010 CERAMIC SINK,ETC.FIXT PORCELIN	36240	389295	22934	234924
691390 OTH STATUTTES, ORNAMENT	85	483	104	563
691410 OTH CERAMIC ARTICLES OF PORCEL	19	1019		515
710812 OTH UNWROUGH(GOLD)NON-MONTERY		17610852	7608313	22959062
710820 MONETARY (GOLD)		23068226	18226085	50892335
711100 BASE-M-SILVER/GOLD,CLAD PLTNM		180		286
711810 COIN (O/T GOLD),NOT LEGAL TEND				77
720720 CONT 0.25% MORE OF CARBON I/ST		716353	51962	851246
720810 COILS, I/N-A-STEL-HOT ROLLED	192405	1159645	15689	467451
720825 OTH C-HR-I/N-A-STL TH>4.75 MM	986	1387469	21516	46510
720826 OTH C-HR-I/N-A-STLTH=3-4.75MM	2576	86630	1080	125811
720827 OTH C-HR-I/N-A-STL TH<3 MM	7546	967848	11510	234013
720836 OTH C-HR-I/N-A-STL TH>10 MM		337623	37213	823923
720837 OTH C-HR-I/N-A-STL TH4.75-10MM	35305	1297458	415120	2860721
720838 OTH C-HR-I/N-A-STL TH 3-4.75MM	827445	8994628	1770073	7811815
720839 OTH C-HR-I/N-A-STL TH<3 MM	1184075	15435880	4510518	22479082
720840 NOT IN COIL I/S H-ROL W/PATTERN	12080	51771		177415
720851 OTH N/COIL I/S H-ROL TH>10 MM	65196	771490	20233	1347134
720852 OTH N/COIL I/S H-ROLTH>4.75-10	2643	394780	32201	241560
720853 OTH N/COIL I/S H-ROL TH>3-4.75	11029	155538	11192	59226
720854 OTH C-HR-I/N-A-STL TH<3 MM	1561	56387	9553	165145
720890 OTH FLT-ROL PROD IRON WD>600MM	378330	3408658	30886	556708
720915 IN COIL I/S C-ROL TH 3MM/MORE	347179	1555292	89140	1186436
720916 IN COIL I/S C-ROL TH > 1 < 3MM	438002	3270705	351578	5426951
720917 IN COIL I/S C-ROL TH>0.5-1MM	107061	1550125	117886	1312925
720918 IN COIL I/S C-ROL TH > 0.5 MM	251208	1310575	216373	2265185
720925 NOT IN COIL I/S C-ROL TH 3MM/>	4015	10696		26796
720926 NOT IN COIL I/S C-ROL TH>1M<3M	54901	483904	54808	787301
720927 C-ROL I/S TH 0.5 MM TO 1MM	151161	1264595	229207	1407196
720928 NOT IN COIL I/S C-ROL TH<0.5MM	14571	44753	11733	62778
720990 OTH FLT ROL PROD I/S WD>600MM	145482	686417	188160	1600912
721011 I/STL PLAT/COAT TIN TH-0.5MM/>	8218	17048	2789	11312
721012 I/STL PLAT/COAT TIN<0.5MM	362329	1745292	84641	1755629
721020 IR/STL PLAT/COAT WITH LEAD		116		1712
721030 ELECTROLYTICALLY PLAT/COAT ZIN	206182	2214801	264050	1811944
721041 COR F-R PROD I/S ZINC COAT600		53985		131828
721049 OTH F-R PROD I/S COAT ZINC>600	1560007	12832037	1289470	12006337
721050 F-ROL I/ST COAT CHROMIUM OXIDE	196435	770502	48558	981556
721061 I/S PL/COT ALUMINIUM ZINC ALLY	18909	450532	57073	558908

Contd.

10.11 Imports by Economic Categories (Detail)

(In Thousand Rupees)

ITEMS	Apr-14	FROM JUL-2013	Apr-14	FROM JUL-2012
721069 OTH F-ROL PROD I/S PL/COT ALUM		32		
721070 FR I/S PAINT/VARN, COATED PLAS	211092	1711162	255814	1839949
721090 OTH F-ROL PRD I/NA-ST CLD,COAT	20939	253997	41902	481056
721114 OTH F-ROLL I/S WD<600MMTH>4.75	26169	146570	15279	157792
721119 OTH F-ROLL I/S WD <600MM-CR	19590	115930	16359	131379
721123 F.ROL I/ST CR WT<0.25% CARBON	10893	27896	2285	73770
721129 OTH F-ROL PROD C/ROL WD<600MM	16833	83590	11784	148958
721190 OTH F-ROL PROD I/STL WD<600MM	80708	474353	81159	553101
721210 F-ROL PROD I/NA STL PLATE/COAT	6316	50562	13919	21853
721220 I/S ELECTROLYTCAL PL/CT W/ZINC	4729	170509	3916	127088
721230 I/STEEL OTH WISE PL/CT W/ZINC	8749	98777	4636	76088
721240 I/STEEL PAIN/VABNI/COT W/PLAST	2094	22457		13203
721250 I/STEEL OTHWISE PLATED/COATED	467	65300	9966	36694
721260 CLAD,FLAT ROLLED PRODUCT I/STL	131	286		273
721310 BARS/RODS HOT/ROL I/S,CON RIBS	6660	105283	22266	139949
721320 BARS/RODS HOT/ROL FREE-CUT STL		1785		141
721391 OTH CIRCULAR C/SEC <14 MM DIA	81375	1564571	245474	1911726
721399 OTH BAR/ROD H-ROL IRR-WND-COIL	59400	324727	51075	240505
721410 BAR/RODS IRON NA STEEL FORGED	27923	61990	958	144624
721420 BAR/ROD I/S CON RIBS GROOVES	1215	434066	1873	184644
721430 OTH BAR/RODS OT/THAN HEAD72.13		13447		1256
721491 OTH BAR/ROD I/S RETANGULAR C/S		633		963
721499 OTH BAR/ROD I/S O/THN H-72.13	52168	622632	123780	1496359
721510 BARS/RODS FREE CUT STEEL COLD	884	39114	969	70083
721550 OTH BAR,ROD COLD-FORMED OF I/S	856	25248	4415	29239
721590 OTH BAR/RODS,OTH NONALLOY STEL	1381	27851	1787	57206
721610 U,I,H SECTIONS H-ROL HIGH<80MM	587	12919		845
721621 L SEC H/ROL HT<80 MM 1/NA STEL	4499	8135		6117
721622 T SEC H/ROL HT<80 MM 1/NA STEL		2100		3538
721631 U,I OR H SEC H-ROL HT 80M 1/ST	11771	106208	3183	142748
721632 I SECTION	13678	109428	4000	239878
721633 H SECTION	9508	264699	87170	437093
721640 L&T SEC H-ROL HT 80MM OR MORE	1083	10973		44597
721650 OTH ANGLE/SHAPE SEC HOT H/ROL			6338	32923
721661 ANGLE/SHAPE SEC COLD/ROLL		4585	8836	8985
721669 OTH ANGLE/SHAPE SEC I/S C-ROLL		28599		10292
721691 OTH C/FORM I/ST FLAT ROL PROD	2165	4917	1679	29202
721699 OTH ANGLE/SHAPE SEC IRON/STEEL	17809	66415		14720
721710 WIRE OF I/S NOT PLATED/COATED	12202	136516	17635	147930
721720 WIRE OF I/S PLATED/COAT W/ZINC	5804	98766	9801	82963
721730 WIRE I/S PLATED/COAT W/O B-MTL	90452	725299	73081	519052
721899 OTH SEMI-FINISHED PRO ST/STEEL		280	262	5268
721911 F/ROL PROD ST/STEEL HR TH>10MM		3190	1458	18820
721912 COILS ST/STEL-HR TH>4.75-10MM		18923	6355	9284
721913 COILS ST/STEL-HR TH>3MM-4.75MM		3734	2390	10591
721914 COILS ST/STEL-HR TH>3MM	16533	72722	15594	39770
721921 COILS ST/STEL-HR TH>10MM	3695	11918		11692
721922 COILS ST/STEL-HR TH>4.75-10MM		60024	88469	134553
721923 COILS ST/STEL-HR TH>3MM<4.75MM	227	39520	10577	147695
721924 COILS ST/STEL-HR TH>3MM	5070	72047	53314	68739
721931 COILS ST/STEL-CR-TH >4.75 MM	11761	33082	3893	66250
721932 COILS ST/STEL-CR-TH>3MM-4.75MM	26409	74095	2800	64422
721933 COILS ST/STEL-CR-TH >1MM <3MM	32900	282862	9631	139411
721934 COILS ST/STEL-CR-TH>0.5MM<1MM	68642	511043	51355	383164
721935 COILS ST/STEL-CR-TH >0.5MM	150101	1388818	103774	770658
721990 OTH F/ROL PROD ST/ST WD>600 MM	446175	4731925	536668	4883748
722011 F-ROL ST/STEEL H-ROL TH>4.75MM		1664	7812	15257
722012 F-ROL ST/STEEL H-ROL TH<4.75MM	693	23461	1385	8638

Contd.

10.11 Imports by Economic Categories (Detail)

(In Thousand Rupees)

ITEMS	Apr-14	FROM JUL-2013	Apr-14	FROM JUL-2012
722020 COILS ST/STEEL H.ROLLTH <600MM	74880	533122	71751	543127
722090 OTH F/ROL PROD,ST/ST WD <600MM	8998	91724	9030	88409
722100 BAR/RODS H/ROL IN COIL ST/STEL	397	770		15704
722211 BAR/ROD ST/ST NFW H/ROL CC/SEC	10067	163631	14787	139620
722219 OTH BAR/ROD ST/ST NFW HOT/DRWN	277	17751	94	12364
722220 BAR/ROD ST/ST NFW C/FOR,C/FIN		51626	7216	72476
722230 OTH BAR/ROD OF STAINLESS STEEL	11447	108064	7915	124447
722240 ANGLE/SHAPES&SECTION ST/STEEL	4250	11783		10238
722490 OTH SEMI-FIN PROD OTH A/STEEL		474		5693
722511 GRAIN-ORIENTED SIL-ELEC-STEEL	106105	674750	139812	1449299
722519 OTH F/ROL PROD SIL-ELEC-STEEL	78308	2149418	251129	2153298
722530 OTH NFW HOT/ROLLED IN COILS	432609	3785682	23377	85657
722540 OTH NFW HOT/ROLLED NOT IN COIL	65114	587104	7372	49814
722550 OTH ALLOY STEEL NOT WORK(RDUC)	30498	275820	12945	70350
722592 FLATROLLED PROD O/W ZINC PLATE	415	1031		
722599 OTH F/ROL PROD OTH ALLOY STEEL	245525	1937107	492719	1792520
722611 GRAIN-ORIENTED SILICON ELEC ST		124726	37332	387060
722619 OTH FLAT ROLL/PROD SILICON E/S				13460
722691 OTH FLATROL PROD NETWORK HOT/R	1084	1585		9366
722692 OTH F/ROLL PROD NETWORK COLD/R	15869	152694	16024	80846
722699 OTH F/ROL PROD OTH ALLOY STEEL	642	28285	435	24967
722790 OTH BAR/ROD H/ROLL W/COIL A/ST	277051	1974041	260841	1839982
722810 BAR/RODS OF HIGH SPEED STEEL	600	15339		1403
722820 BAR/RODS OF SILICO-MAG STEEL		5281		6120
722830 OTH BAR/ROD HOT ROLLED	23066	380050	70636	774773
722840 OTH BAR/ROD NOWORK FORGED	2652	28372	2370	32621
722850 OTH BAR/ROD NOWORK C/FOR,C/F	1281	4757		5463
722860 OTH BAR/ROD ALLOY STEEL NES	4420	76819	3148	56509
722870 ANGLES, SHAPES AND SECTIONS		11962	577	16040
722880 HOLLOW DRILL BARS AND RODS	1147	13256	193	3669
722920 WIRE OTH ALLOY STEL SILICOMANG	6329	36912	11747	48537
722990 OTH,WIRE OF OTHER ALLOY STEEL	24142	151174	9682	121206
730110 SHEET PILING IRON AND STEEL	160118	554912	16152	396468
730120 ANGLE SHAPES & SECTIONS OF I/S	145	4110	409	3394
730210 RAILS OF IRON AND STEEL	1283	17574	1023	1918495
730230 SWITCH BLADE, CROSS-FROG P/ROD			1635	32040
730240 FISH-PLATES AND SOLE PLATES	73	1547		3311
730290 OTHER MATERIALS JOINTING RAILS	21434	45190	232	11487
730300 TUBE/PIPE,HOLLOW PROFILE C/IRON	5325	51939	462	90160
730411 L.P FOR OIL&GAS S-STL SEAMLESS	10014	78928	60	56112
730419 OTH LINE PIPE I/S FOR OIL&GAS	50255	534481	142657	2017012
730422 DRILL PIPE S-STL DRILL OIL/GAS	28780	57669		22898
730423 OTH DRILL PIPE I/S FOR OIL&GAS	67936	3096155	273513	4436705
730424 OTHER PIPE OF STAINLESS STEEL	119	28138	2944	147922
730429 OTH CASING,TUBING I/S-OIL/GAS	1088992	4584985	951434	4898167
730431 O- COLD-ROLLRD C.C.SEC I/N.A.S	24610	187972	8827	187782
730439 OTH CROSS SECTION OF N.A-STEEL	186437	1866606	150977	1219291
730441 COLD ROLD CR-SEC OF STAIN-STL	71679	157281	14276	139826
730449 OTH CROSS SECTION OF STAIN-STL	38984	394429	33000	434705
730451 O-C.C.SEC COLD ROL(ALLOY-STL)		19202		1062
730459 O-CIR CROSS SEC OF (ALLOY-STL)	21058	88147	18798	91170
730490 O-TUBE PIPE/HOLLOW -PRO SEAMLE	20107	882851	87390	685767
730511 LINE PIPE USED OIL/GAS WELDED	1065	31258	29789	1369897
730512 OTH LINE PIPE USED OIL GAS WLD		43425		
730519 OTH LINE PIPE USED OIL/GAS P/L	757	75302		139714
730520 CASING FOR DRILLING,OIL/GAS				53744
730531 OTHER, LONGITUDINALLY WELDED		89534		
730539 OTHER, WELDED TUBES AND PIPES		49676		162548

Contd.

10.11 Imports by Economic Categories (Detail)

(In Thousand Rupees)

ITEMS	Apr-14	FROM JUL-2013	Apr-14	FROM JUL-2012
730590 OTHER, TUBES AND PIPES	1071	6567	58143	96319
730611 L.P-WELDED OF STA-STL(OIL/GAS)	2614	6409		8503
730619 OTH-LINE PIPE O/G PIPELINE I/S	686	252156	1752	23054
730621 CAS/TUB WELDED LINE PIPE STA-S	1157	1703		314
730629 O-CASING/TUB LINE PIPE O/G I/S	8479	41683	329	12953
730630 COPPER COAT MILD STL TUB-8.5MM	18138	372436	84260	460515
730640 O-WELDED C.C.SEC OF STAIN-STL	153315	963319	61417	906324
730650 O-WELDED C.C.SEC NON ALLOY-STL	34496	315322	35485	233186
730661 O-TUBE,PIPE WELD SQUARE C-SEC	16961	110371	30757	47971
730669 TUBE/PIPE WELD OF OTH C.C-SEC		791		
730690 OTH TUBE PIPE HW-PROFILR I/STL	42163	246388	8688	155229
730711 CAST FIT N-MALLEABLE CAST-IRON	3260	46874	2742	29754
730719 OTHER, CAST FITTINGS	31641	412366	9895	316458
730721 FLANGES, OF STAINLESS STEEL	4585	67023	4996	70057
730722 THREADED ELBO,BEND,SLV S/STEEL	3987	203356	1651	54014
730723 BUTT WELDING FITTING STAINSTEL	11617	43181	3084	45904
730729 OTH TUBE,PIP FITTING STAINSTEL	16240	498179	45732	340371
730791 FLANGE AIR-P AGRI-TRACTOR<=80H	21115	287842	56641	255392
730792 THREAD ELBO,BEND/SLV IRN/STEEL	31375	204384	15060	93144
730793 BUTT WLEDING FITTING IRON/STEL	12740	148259	21972	175456
730799 OTH TUBE,PIP FIT IRN/STEL NEC	306551	2332698	193472	2195708
730810 BRIDGES AND BRIDGE-SECTIONS		823763	231	318683
730820 TOWERS AND LATTICE MASTS	171	476721	47402	1132825
730830 DOR,WIN/FRAMES,TH-HOLD,FORDORS	23441	199298	10344	71176
730840 EQUIP SC-FOLD SHUT PROP PITPRO	14253	116081	11549	115955
731100 CONT COMPRESDED/LIQEID GAS IR/S	84249	735797	35204	411088
731210 STANDARD WIRE ROPES AND CABLES	30004	474551	46585	594897
731290 OTH WIRE,ROPE,CABLE,SLINGS I/S	29853	248491	47	462708
731300 BRABED WIRE OF I/S TNIS HOOP	2777	29151	2109	26373
731412 ENDLESS BAND MACH STEL W-CLOTH		7479	236	8005
731414 OTH WOVEN CLOTH OF STAIN STEEL	1442	44578	3110	30115
731419 STEEL CORD FABRIC LIN MNF TYRE	13298	46933	8150	36026
731420 GRIL NET FENC W/LD D=3MM MS100	21	9413		27951
731431 OTH GRL NEW FENC/WLED COTD ZNC				677
731439 OTH GRL NET FENCING AT INTSEC		2530		7511
731441 OTH CLO GRL NET FENC PL/COT ZN	10246	108137	4942	70029
731442 OTH CLO GRL NET FENC PL/COT PL	560	19287	930	14664
731449 OTH CLO GRL NET /FENFING	8726	111589	1945	86525
731450 EXPANDED METAL OF IRON OR STEL		1120		64973
731511 ARTICULATED LINK ROLLER CHAIN	59017	497161	22570	297661
731512 OTHER CHAIN, ARTICULATED LINK	25429	186452	16147	159819
731519 PARTS, ARTICULATED LINK CHAIN	45	16126	304	7427
731520 SKID CHAIN		25		1406
731581 STUD LINK	3697	10737	1557	7152
731582 OTHER, WELDED LINK	1780	15171	4147	12194
731589 OTHER CHAIN,	2641	38296	12167	47480
731590 OTHER PARTS OF CHAIN	642	10251	423	13738
731600 ANCHORS,GARPNELS PARTS IRON/ST	2556	57742	541	18239
731700 NAILS,TAKES,DRAWING PINS IR/ST	25115	193296	19146	155447
731811 COACH SCREW I/S THREADED		2138	661	5873
731812 OTH WOOD SCREW I/S THREADED	2152	15205	860	5138
731813 SCREW HOOKS,SCREW RING RVT I/S	298	1986	642	2943
731814 SELF-TAPPING SCEWS, THREADED	8520	120209	4877	85880
731815 OTH SCREW,BOTLS W/N NUT/WASHER	119368	1153820	114213	967223
731816 NUTS, THREADED OF IRON/STEEL	35115	285737	25105	230898
731819 OTH BOLT,NUT,WASHER,RVT I/S TH	24790	172200	14674	162695
731821 SPRING WASHER LOCK WASHER N-TH	5888	61031	3712	40560
731822 OTHER WASHERS. NON-THREADED	7311	90481	6435	79677

Contd.

10.11 Imports by Economic Categories (Detail)

(In Thousand Rupees)

ITEMS	Apr-14	FROM JUL-2013	Apr-14	FROM JUL-2012
731823 RIVETS, NON-THREADED	54847	499529	59424	510311
731824 COTTERS/PINS NON THREADED I/S	1798	7956	1299	5549
731990 OTH KNITTING NEDLS,CRO HOOKS	6995	66878	4443	52501
732010 LEAF-SPRINGS&LEAVES THEREFOR	4850	86773	9328	50227
732020 HELICAL SPRINGS	1628	16732	419	8524
732190 PARTS OF I/S,COOK APPLI&PLAT-W	11654	62726	2162	23006
732211 RADIATORS/PARTS CAST IRON E-EL		4400		155
732219 OTH RADIATOR AND PARTS THEREOF	8379	29380	1191	40101
732490 OTHER, INCLUDING PARTS	7334	47769	2933	38239
732510 OTH CAST ARTI I/S N-MEL C-IRON	4415	40361		105
732591 GRINDING BALLS SIMI ARTI MILLS	107577	279475	23407	34442
732619 OTH ATI FORGED/STAMPED N-WORK	69624	515942	67767	489587
732620 ARTICLES OF IRON OR STEEL WIRE	2314	30270	3584	32154
740500 MASTER ALLOYS OF COPPER.	2148	2464		3197
740610 COPER-POW OF NON-LAMELLAR STRU	2134	20003	153	10415
740620 COPER-LAMELLAR STRUCTURE FLAKE	7147	80159	9142	58529
740710 BAR,RODS OF REFIND COPPER	178560	2134468	146191	788980
740721 COPPER BAR,ROD PROFIL ZINC BAS	50135	462633	63090	459455
740729 OTH BAR,ROD,PROFIL COPP ALLOYS	6665	61973	5793	71980
740811 WIRE REF COPP MAX CR-SEC DI>6M		42371		47384
740819 OTHER, WIRE OF REFINED COPPER	8258	119531	13272	132893
740821 WIRE OF COPPER ALLOY ZINC BASE	9296	39694	4958	42515
740822 WIRE OF COPPER ALLOY NICK BASE		5821	731	4520
740829 OTH WIRE OF COPPER ALLOYS ETC	448	3469		3282
740911 PLAT,SHEET,STRIP REF COPP COIL	26098	208592	21855	113060
740919 OTH PLAT SHEET&STRIP REF COPP	1891	8402	1404	10181
740921 PL,SH&STRIP COPP ZINC BAS COIL	6509	122549	7614	113210
740929 OTH PL/SH/STRI COPP ZINC BAS	1312	25851	1017	6582
740931 PL/SH/STRIP COPP TIN BAS COILS		3997	377	377
740939 OTH PL/SH/STRIP COPP TIN BAS-C	334	1754	354	1483
740940 PL/SH/STRIP COPP NICKLE BASE		1502		2219
740990 PL/SH/STRIP OTH COPP ALLOYS NS	172	289	396	934
741011 FOIL REFINED COPP NOT BACKED	64232	496003	45560	591445
741012 FOIL OF COPP ALLOYS,NOT BACKED	30897	408998	61956	593257
741021 FOIL OF REFINED COPPER,BACKED	14139	65826	12754	74356
741022 FOIL OF COPPER ALLOYS,BACKED		5497		3746
741110 TUBE & PIPE OF REFINED COPPER	246046	1404197	157022	1146100
741121 TUB&PIPE COPP ZINC BAS ALLOYS	1352	16077	32602	53064
741122 TUB&PIPE COPP NICKLE BAS ALLY		389		2191
741129 OTH TUBE&PIPE OF OTH COPP ALLY	223	14919	257	15254
741210 COPP TUBE/PIPE FIT REF COPPER	1148	1767		3655
741220 COPP TUBE/PIPE FIT COPP ALLOYS	5880	54727	13122	43075
741300 STANDARD WIRE,CABL PL-BAND-NEI	12516	117377		83137
741510 NAIL,TACK,DRW-PIN,STAPL,S-ARTI		4932	80	3556
741521 WASHERS/INCL SPRING WASH N-THR	124	1562	296	451
741529 OTH NOT THREADED ARTI COPPER	290	10031	421	7416
741533 OTH THRD SCREW,BOLT,NUT COPPER	215	2702	435	6319
750400 NICKEL POWDERS AND FLAKES.	1206	19142	38	16321
750511 BAR,ROD,PROFILE NICKLE N-ALLOY		344		
750512 BAR,ROD,PROFILE NICKLE ALLOYED		2302	93	1722
750521 WIRE OF NICKEL, NOT ALLOYED	887	4943		1156
750522 WIRE OF NICKEL, ALLOYED	5386	22748	3458	36005
750610 PLAT,SHET,STRIP,FOIL NICK N-AL		59979	5921	49606
750620 PLAT,SHET,STRIP FOIL NICK ALOY		17440	7	11295
750711 TUBE&PIPE OF NICKEL NOT ALLOYD			1	1
750712 TUBE & PIPE OF NICKEL ALLOYED	3204	43329	55505	93324
760200 ALUMINIUM WASTE AND SCRAP.	473752	3709292	404521	3452388
760310 POWDER OF NON-LAMELLAR STRUCTU	238	12622		9907

Contd.

10.11 Imports by Economic Categories (Detail)

(In Thousand Rupees)

ITEMS	Apr-14	FROM JUL-2013	Apr-14	FROM JUL-2012
760320 POWDER OF LAMELLAR STRU FLAKES	5079	28410	524	26417
760410 BAR ROD PROFILE ALUM NOT ALLOY	22382	43608	4777	53470
760421 HOLLOW PROFILES OF ALUM ALLOYD	934	10841		4323
760429 OTH BAR,ROD&PROFIL ALUM ALLOYD	4697	42163	409	32708
760511 ALMU WIRE N-ALLOY MAX DIA>6MM		123761		79475
760519 OTH ALUMINIUM WIRE NOT ALLOYED	10579	58555	20242	69666
760521 ALUM WIR ALLOY MAX CRS DIA>7MM	238	26050	551	3351
760529 OTH ALUMINUM WIRE, ALLOYED	1384	39680	6290	38323
760611 RECTANGLE&SQUARE ALUM NOT ALLY	36537	504021	51084	366358
760612 RECTANGULAR/SQ ALUM MOTALLOYED	100432	771532	73480	723423
760691 OTH PL,SHET,STRL ALUM NOT ALOY	8050	33513	434	54860
760692 OTH PL,SHET&STRIP ALUM ALLOYED	21785	220384	19975	155134
760711 ALUM FOIL ROLLED N-WORK/BACKED	188174	2066747	166763	1658475
760719 OTH ALUMINIUM FOIL NOT BACKED	151459	1110822	149533	1088085
760720 ALUMINUM FOIL, BACKED	110243	1250820	129273	1197002
760810 TUBE, PIPE OF ALUM NOT ALLOYED	2292	5650	838	14698
760820 TUBE, PIPE OF ALUM ALLOYED	37115	117217	14397	106959
760900 ALUM TUBE,PIPE FIT(COUP/ELBOW)	605	18025	3512	15076
761010 DOORS,WINDOW, FRAMS,THRESHOLDS	1278	24657		35291
761300 ALUM CONT FOR COMP/LIQUE GAS	19333	81574	4429	28315
761410 STAND WIR,CABL PL,ALU S-CORE		718321	103918	106302
780200 LEAD WASTE AND SCRAP.		13762		12641
780419 OTHER , LEAD PLATES	965	5412	42	23345
790310 ZINC DUST(BLUE POWDER)	4912	25253		2445
790390 OTHER ;ZINC POWDER AND FLAKES	6	1867		115
790400 ZINC BARS,RODS,PLROFILE&WIRE	6469	29635	4625	35196
800200 TIN WASTE AND SCRAP.		79		
811300 CERMETS&ARTICLE INCL WAS/SCRCP				627
820110 SPADES AND SHOVELS	1194	4619	65	1577
820130 MATTOCKS, PICKS, HOES & RAKES	195	599		32
820140 AXES,BILLS HOOKS&SIMI HEW TOOL		217	12	312
820150 SECATEURS&ONE-HAND PRUNERS SHR				462
820160 HEDGE SHEARS, TWO-HAND PURNING		169	47	996
820190 OTH HAND TOOL AGRICUL,HORTICUL	64	10614	460	5004
820210 HAND SAWS	1002	28208	1757	21875
820220 BAND SAW BLADES	1984	10026	671	8263
820231 CIRCULAR SAW BLADE WITH STEEL	6178	31766	4692	25337
820239 OTH CIRCULAR SAW BLADE,O/MATER	7707	27170	906	16913
820240 CHAIN SAW BLADES	787	8901	50	8441
820291 STRAIGHT SAW BLADES,WORK METAL	297	4708	2457	4929
820299 OTHER SAW BLADES	7316	80003	2750	49737
820310 FILES, RASPS & SIMILAR TOOLS	15971	111446	12677	90002
820320 PILERS,PINCERS,TWEESZERS S-TOL	12019	105935	3733	75523
820330 METAL CUTTING SHEARS&SIM TOOLS	231	12736	6872	31338
820340 PIPE CUTTERS BOLD CROPPERS,ETC	2337	22518	1420	13073
820411 NON-ADJUS H-OPER SPANER,WRENCH	17155	193202	7179	126329
820412 ADJUSTABLE H-OPER SPANER,WRENC	16838	156864	11436	96694
820420 INTERCHAGEABLE SPANNER SOCKETS	4294	28494	569	41731
820510 DRILLING,THREADING TAPPING TOL	1408	14843	1572	8984
820520 HAMMERS AND SLEDGE HAMMERS	8736	34116	2486	19138
820530 PLANES,CHISELS,GOUGE WOOD WORK	227	3175	139	2685
820540 SCREW DRIVERS	5487	57398	3232	46333
820551 OTHER HAND TOOLS H-HOLD N.E.S.	510	6463	406	4390
820559 OTH HAND TOOL(GLAZZIER DIMOND)	37551	261431	5030	189143
820560 BLOW LAMPS		173		18
820570 VICES, CLAMPS AND THE LIKE	810	14819	784	14540
820590 SETS OF ARTI.TWO/MORE,SUB-HEAD	14691	72749	4409	21416
820600 TOOL TWO/MORE OF H.82.02TO.05	518	30237	190	40571

Contd.

10.11 Imports by Economic Categories (Detail)

(In Thousand Rupees)

ITEMS	Apr-14	FROM JUL-2013	Apr-14	FROM JUL-2012
820713 ROCK DRILLING,EARTH BORING TOL	5466	23353	3935	19601
820719 OTH INC PARTS ROCK DRIL,E-BORI	89076	1826813	295472	1999645
820720 DIES FOR DRAWING/EXTRUD METAL	6396	108108	6796	121917
820730 TOOL FOR PRESS, STAMPING/PUNCH	19160	170969	15591	64580
820740 TOOLS FOR TAPPING OR THREADING	1695	58163	3587	30133
820750 TOOL FOR DRILLING O/T ROCK DRL	11658	283336	27925	299568
820760 TOOLS FOR BORING OR BROACHING	12692	42158	2415	30681
820770 TOOLS FOR MILLING	3007	44401	5202	24976
820780 TOOLS FOR TURNING	1167	29914	4371	41893
820790 OTH INTERCHANGEABLE TOOLS	22155	548165	15684	293473
820810 KNIVS&CUTING BLADE METAL WORK	2323	32477	12475	37226
820820 KNIVS CUTING BLADE WOOD WORK.	1188	24823	680	13209
820830 KNIVS&CUTING BLADE KITCHEN APP	1068	7018	3888	14827
820840 KNIVS&CUTING BLADE AGRI HORT	942	19463	4842	19765
820890 OTH KNIVES CUTING BLADES F/MAC	35732	611097	61154	456021
830260 AUTOMATIC DOOR CLOSERS	1851	46330	14987	41706
831190 OTH WIRE&RODS AGGLOMTR B/METAL	8936	106986	14364	72315
840130 FUEL ELEMENT NON-IRRADIATED			169	603
840140 PARTS OF NUCLEAR REACTORS		1430825		1039899
840211 WATERTUBE BOIL S/PROD>45T/H		749331	14459	4521826
840212 WATERTUBE BOILER S/PROD-45T/H	10603	505049	15751	94030
840219 OTH VAPOUR GENERATING BOILERS,	494323	2062940	36850	1359730
840220 SUPER-HEATED WATER BOILERS	19211	28608		
840290 PARTS OFSTEAM/OTH VAPOUR G/BOL	367782	1816507	244	2053436
840310 BOILERS	1620	19193	167	8114
840390 PARTS CENTRAL HEATING BOILERS	20	164740	518	38328
840410 AUXILIARY PLANT FOR BOILER		121996	22029	845048
840420 CONDENSERS STEAM/VAP POW UNIT		124341		78256
840490 PARTS MASHINE H-8404.1000	8631	294336	18680	865489
840510 PRODUCER WATER GAS GENERATORS	40317	1146096	2630	245130
840590 PART PROD GAS WATER GENERATOR	256	29450	484	11126
840681 OTH TURBINE OUTPUT EXCEED 40MW	142885	501970		8861337
840682 O-TURBINE OUTPUT NOT EXC 40MW	4058	593662	61354	1495044
840690 PARTS OF STEAM TURBINES	435832	4072890	43351	5111818
840710 AIRCRAFT ENGINES	55953	1321771		2447541
840721 MARINE PROPULSION ENGINES	42367	409647		322375
840729 OT MARINE SPARK-IGN-ROTRY ENG.	1350	2373069	533	8694
840731 PISTION ENGINE CAPACITY-50CC	195	762		1443
840732 PISTON ENG CAPACITY 50-250CC	50330	378135	4218	207696
840733 PISTON ENG CAPACITY 250-1000CC	6201	57935	4348	33475
840734 PISTON ENG CAPACITY EX1000CC	12347	87344	8555	100156
840790 OTH ENGINES	79294	445529	24330	324042
840810 MARINE PROPULSION ENG-DIESEL		10466		587005
840820 ENGINE FOR VEH CHAPTER-87	57206	459521	33765	296347
840890 OTH ENGINES	26071	692310	103330	665595
840910 PARTS FOR AIRCRAFT ENGINES	124	1679		1011
840991 PARTS,SPARK-IGNITON PIST ENGIN	511282	5101042	765814	6681814
840999 OTH PART,COMPRES-IGN PIST ENG	599275	5842891	384840	4606705
841011 HYD,TURBINE,WATER WHEE-1000KW		340600	13850	90250
841012 HYD,TURBN W/WHEEL-1000-10000KW		416445		950
841013 HYD TURBINE,W/WHEEL>10,000KW		1055979		366002
841090 PARTS, INCLUDING REGULATORS	22	491654	1183	808765
841111 TURBO-JET THRUT NOT EXCED25KN		284758		
841122 TURBO-PROPLER EXCEED 1100KW		5831		
841181 OTH GAS TRBIN NOT EXCD 5,000KW		33074		923449
841182 OTH GAS TURBIN EXCE-5,000KW	803292	2020188	120483	871307
841191 PARTS TURBO-JET /PROPELLERS		3901	10170	10349
841199 OTH, PARTS OF GAS TURBINES	239379	10925259	115550	3457131

Contd.

10.11 Imports by Economic Categories (Detail)

(In Thousand Rupees)

ITEMS	Apr-14	FROM JUL-2013	Apr-14	FROM JUL-2012
841210 REACTION ENG OTH THAN TURB-JET			30	310
841221 LINEAR ACTING, HYD ENGINE&MOTOR	350	18324	574	23846
841229 OTH, HYDRAULIC POWER ENG&MOTOR	18069	168767	6228	76612
841231 LINERA ACT, PNEUMATIC ENG&MOTOR	2747	22528	10529	42914
841239 OTH, PNEUMATIC ENG & MOTOR	2838	52638	4911	37488
841280 OTH, ENGINES AND MOTOR	605060	5021106	378	60083
841290 PARTS OF ENGINES AND MOTOR	22245	161692	41674	2718857
841311 PUMPS FOR DISPENSING FUEL/LUB	65551	616930	15025	403153
841319 O-PUMP FITTED MEASURING DEVICE	24610	551883	113532	396496
841320 HAND PUMP O/THN H-841311,19	378	5313	177	8700
841330 FUEL LUBRICATING/COOLING PUMPS	105022	1270413	26718	1094997
841340 CONCRETE PUMPS	13108	722846	105715	246828
841350 OTH POSITIVE DISPLACEMENT PUMP	7250	147137	50483	272446
841360 OTH ROTARY DISPLACEMENT PUMP	82525	158396	489	141334
841370 OTH CENTRIFUGAL PUMPS	479412	1935394	81584	2256781
841381 OTH PUMPS LIQUID ELEVATORS	65369	877418	57341	758920
841382 LIQUID ELEVATORS	537	164811		386563
841391 PART OF PUMPS	246106	1513783	94921	1410399
841392 PARTS OF LIQUID ELEVATORS PUMP	193	12430		670
841410 VACUUM PUMPS	32512	162369	16596	138503
841420 HAND/FOOT OPERATED AIR PUMPS	2493	26891	1044	16651
841430 COMPRESSOR REFRIGERATOR EQUIP	1625133	9704593	1360448	8563825
841440 AIR COMPRESSORS MOUNTED W/CHAS	34177	160198	6264	417224
841451 FANS TABLE, FLOOR, WALL, WINDOW	287981	837102	185260	571309
841459 OTH FANS	55254	424735	25317	373432
841460 HOODS MAX-HORIZONTAL SIDE 120CM	8212	121016	4487	83050
841480 OTH GAS COMPRESOR&RECYCL RODS	323891	3461969	1986840	4676877
841490 PARTS AIR/VACUM PUMPS ETC.	160925	1408478	173397	1915808
841510 WINDOW/WALL TYPE AC/SPLIT SYS	240142	1722280	166758	915762
841520 A.C.MACHINES FOR MOTOR VEHICLE	2103	4203	593	935
841581 A.C.MACH COMP MOTOR DRI FAN	24570	190380	9199	135701
841582 O- AC INCOR REFRIGIRATING UNT	28390	293734	12982	144123
841583 OTH A.C. MACH NOT REFRIG UNIT	36794	372818	18165	743767
841590 PARTS OF AIR CONDITION MACHINE	698041	4133834	576321	2766098
841610 FURNACE BURNERS LIQUID FUEL	127	14126	585	8709
841620 OTH FURNAC BURNER INCL COMBINT	6196	116544	2083	87441
841630 MECHANICAL STOKERS GRATES ETC	32351	433153		18555
841690 PART OF BURNRS OTH ART OF 7412	9045	88421	3973	112084
841710 FURNAC & OVEN F/ROAST/MELTING	8562	207767		434588
841720 BAKERY OVENS INCL BISCUIT OVEN	4616	165153	1066	65376
841780 OTHER FURNANCE AND OVENS INDUS	6986	296182	34000	626766
841790 PART OF INDUSTRIAL LAB FURNACE	17502	186024	10117	92754
841810 COMBINED REFRIG-FREEZE W-DOORS	11949	64082	1635	158718
841821 REFRIGERATORS HOUSEHOLD TYPE	31562	309290	8298	342608
841829 OTH REFRIGERATOR HOUSHOLD TYP	19038	159842	3614	136565
841830 FREEZERS OF CHEST TYPE	594	14482	937	21385
841840 FREEZERS OF THE UPRIGHT TYPE	49	308418	7587	30776
841850 O-FURNI-STORAGE, DISPLY FRZ EQU	1209	266776	3911	47528
841861 OTH REFRIG FREZ EQPT HEAT PUMP		33879		47740
841869 OTH REFRIG FREZ EQPT HEAT PUMP	227212	2324757	149320	1789571
841891 FURNITURE REFRIG FREEZING EQPT	305	2596	45	60338
841899 OTH PARTS REFREGERATING EQUIPT	369814	2665111	292110	2590119
841911 INSTANT GAS WATER HEATERS	132	58570	1154	89020
841919 OTH INSTANT STRONGWATER HETER	3065	103688	4038	49450
841920 MEDICAL SURGICAL LAB STERILISE	847	335317	38527	213345
841931 DRYERS AGRICULTUL PRODUCTS		462		25451
841932 DRYERS WOOD PAPER PULP P/BOARD		17835		53165
841939 OTHER DRYERS	48540	1465667	70553	292547

Contd.

10.11 Imports by Economic Categories (Detail)

(In Thousand Rupees)

ITEMS	Apr-14	FROM JUL-2013	Apr-14	FROM JUL-2012
841940 DISTILLING RECTIFYING PLANT	2767	407447	71	264394
841950 HEAT EXCHANGE UNITS	9162	568777	52274	827619
841960 MACHINERY LIQUIFY AIR O/GASES	3189	118737	12172	717938
841981 OTH MACH PLANT EQPT HOT/COL FD	3407	177285	15214	81810
841989 OTH MACHINERY PLANT AND EQPT	405543	7761933	1885154	5003957
841990 PARTS MACH PLANT LAB EQUIP ETC.	54444	1335387	104933	581727
842010 CALENDERING OTH ROLL MACHINES	6668	53106		66506
842091 CYLINDER(FOR CALENDERING MACH)	461	12663	6791	13290
842099 OTH PART OF CALENDER MACHINE	6085	21332	1507	44622
842111 CREAM SEPARATORS		7862	108	108
842112 CLOTHES-DRYERS	997	3476		2878
842119 OTH CENTRIFUGES INCLUDING DRYR	25517	915489	21203	604937
842121 FILTERING PURIFY MACH&APARATUS	135832	3290870	142722	3288517
842122 FILTERING MACH FOR BEVERAGES	348	20849	1005	104244
842123 OIL&PETROL-FILTER INT.COMBSN	17769	231775	29766	286786
842129 OTH FILTER MACHS APPARATUS NES	43067	637785	31616	418132
842131 INTAKE AIR FILTER COMBTION ENG	21330	455835	14972	1288324
842139 OTH FILTERING PURIFY MACH/APPA	131728	1987659	133366	1374188
842191 PARTS CENTRIFUGES INCL DRYER	48065	540709	34089	545322
842199 PARTS OF FILTERING PURIFY MACH	37503	380804	35886	383600
842211 DISH WASHING MACHINE HOUSEHOLD	1960	8447	975	6305
842219 OTHER DISH WASHING MACHINE	5568	10823	66	18995
842220 MACH CLEANING/DRYING BOTTLE		42362	12092	28014
842230 MACH FILLING/CLOSING BOTTLES	108208	6205505	184865	2572334
842240 OTH PACKING WRAPPING MACHINE	611577	2102232	80205	1650581
842290 PARTS MACH FIL/CLEAN WRAP PACK	138447	1442042	80911	1142033
842310 PERSONAL WEIGHING MACHINES	3694	24257	24899	50849
842320 SCALES FOR CONT WEIGHING GOODS		1248	291	6218
842330 CONSTANT WEIGHT SCALES/HOPER	1859	46337	4161	32597
842381 OTH WEIGHT MACHINERY-30KG	4028	20646	1342	11193
842382 OTH WEIGHT MACH CAP-30-5000KG	12620	143046	3911	35415
842389 OTH WEIGHING MACHINERY	17137	194144	2806	390482
842390 WEIGHT MACH WTS ALL KINDS&PART	5677	133952	10743	63066
842410 FIRE EXTINGUISHERS W/N CHARGED	19635	139864	4583	146055
842420 SPRAY GUNS&SIMILAR APPLIANCES	4931	139575	9711	110961
842430 STEAM,SAND BLAST,JET PROJ MACH	945	72758	4890	39916
842481 AGRICULTURAL OR HORTICULTURAL	21970	196324	9410	149275
842489 OTH APPL PROJ/DISPERS/SPRY LQD	57007	437599	44	225810
842490 PART MECH APPLIANCE SPRAY ETC.	17831	419163	17759	308903
842511 PULLEY TACKLE HOISTS POWER	4808	62097	42235	122987
842519 O-PULLY/HOISTS/WINCH/CAPSTANS	15768	240811	7798	84998
842531 WINCH CAPSTAN POWER E/MOT	4899	24743		34026
842539 WINCHES CAPSTAN	1543	53718	1465	24149
842541 JACKS,HOISTS-RAISING VEHICLES	467	3069	39	20556
842542 OTH JACKS AND HOISTS HYDRAULIC	10727	156380	9063	99380
842549 OTH MECHANICAL HANDING EQUIPMT	157	4828	138	937
842611 OVERHEAD-TRAVELING CRAN F-SUPO	1434	421584	31644	404839
842612 MOBILE LIFTING FRAME ON TYRES	70	78597		115058
842619 OTH O/HEAD TRAVEL/TRNSPOT CRAN	6477	1667773	8348	862319
842620 TOWER CRANES	6316	157285		249098
842630 PORTAL OR PEDESTAL JIB CRANES	8400	8400		73
842641 O-MACHINERY SELF PROP ON TYRES		14944		68914
842649 OTH MACHINERY SELF PROPELLED	10117	708760	78024	236823
842691 O-MACH DESIGED MOUNT ROAD VEH		7292		756
842699 OTH MACHINERY NOTSELF PROPELED	106	64329		469
842710 SELF PROPELL TRUCK WITH EL MOT	23434	253027	13104	190780
842720 OTHER SELF-PROPELLED TRUCKS	70491	681386	36511	540208
842790 OTH WORK TRUCK LIFT/HAND EQUIP	13118	171481	3021	42707

Contd.

10.11 Imports by Economic Categories (Detail)

(In Thousand Rupees)

ITEMS	Apr-14	FROM JUL-2013	Apr-14	FROM JUL-2012
842810 LIFTS AND SKIP HOISTS	91328	752687	37907	524424
842820 PNEUMATIC ELEVATORS&CONVEYORS	8339	67439	4121	35308
842831 ELEVATOR/CONVEYOR,UN/GROND USE	1062	1479		
842832 OTH ELEVATOR/CONVEYOR BUKT TYP		22811		13364
842833 OTH ELEVATOR/CONVEYOR BLT TYPE	2261	67810	6535	1272057
842839 OTH CONT ACTELEVATOR,CONVEYOR	15538	367834	117889	450375
842840 ESCALATORS & MOVING WALKWAYS	33433	129811	32879	679383
842860 TELEFERICS CHAIR-LIFT,F/FURNIC	137	4184		2810
842890 OTH MACHINERY LIFT/HANDLE ETC.	75725	344877	8212	259303
842911 TRACK LAYING BULDOZER/ANGLDOZR		264761	18781	354965
842919 BULDOZRS/ANGLEDRO/TRACK LAYING	12167	98431	53704	111317
842920 GRADERS AND LEVELLERS	5049	75937	5990	46455
842940 TAMPING MACHINE & ROAD ROLLERS	4732	374506	18937	169231
842951 FRONT-END SHOVEL LOADERS	114574	2063961	61553	604328
842952 MACHINERY 360 REVOLVG S/STRUTE		90070		78512
842959 OTH MECHANICAL SHOVALS EXCAVOR	307804	2344799	259031	1939098
843010 PILE-DRIVERS /EXTRACTORS		77336	5154	15006
843020 SNOW-PLOUGHS AND BLOWERS		6138		
843031 SELF-PROP COAL ROCK CUTTER		103		
843039 OTH SELFPROP COAL/ ROCK CUTTER	1222	61589		4546
843041 OTH BORS SINK MACH SELF-PROPEL	132403	234729	1405	40513
843049 OTH BOR/SINK MACH NOT SELFPROP	3479032	9609673	164112	2898546
843050 OTH MACHINERY SELFPROPELLED	14707	116020		65675
843061 TAMP COMPACT MACH NOT SELFPROP	592	70006	2354	6561
843069 OTH MACHINERY NOTSELF-PROPELED		23413		39356
843110 PARTS MACHINERY HEADING 84.25	1410	38778	1243	39928
843120 PARTS MACHINERY HEADING 84.27	5862	87538	2141	61031
843131 PARTS OF LIFT SKIPHOIST&ESCALT	30988	149937	31426	87764
843139 OTH PARTSLIFT/HANDLE/LOAD MACH	190070	1490931	27260	623867
843141 BUCKETS SHOVELS GRABS & GRIPS	831	17767	376	62344
843142 BULDOZER OR ANGLEDOZER BLADES		34080		8487
843143 PARTS BOR/SINK MACHINERY	558636	4782368	347873	2790450
843149 PART MACH HEAD 84.26.84.29-30	201107	2717000	170910	2376553
843210 PLOUGHS	69	140		4150
843221 DISC HARROWS,SCARIFIERS,CULTI	3296	24295		12043
843229 OTH HAROW SCARIFIER WEDER&HOS		9506		4772
843230 SEEDERS PLANERS & TRANSPLANTER	179	9574		9448
843240 MANURE SPREADER&FERTILISER DIS		317		
843280 OTH AGR HERTI, FORESTRY MACHRY	14951	128096	22362	62789
843290 PARTS AGR HERTICULTURAL MACHIN	12002	182154	13013	157677
843311 LAWN MOVER PARKS/SPORTS GROUD	30	3700	140	3455
843319 OTH MOVER LAWN PARKS SPORTGOOD	32	4047	45	13559
843320 OTH MOWERS INCLUDING CUTER BAR	26	25349	1461	22808
843330 OTH HAYMAKING MACHINERY	100	24278	2603	18457
843340 STRAW BALER INCL PICK-UP BALER	2856	118275	1901	48111
843351 COMBINE HARVESTER-THRESHERS	115735	761314	68434	586560
843352 OTH THRESHING MACHINERY	4439	4439		2195
843353 ROOT/TUBER HARVESTING MACHINES		1238		52
843359 OTH HARVESTING MACHINES	22072	60241	13875	33338
843360 MACH CLEAN SORT EGG FRUT AGPRO	747	37899		3201
843390 PARTS MACH CLEAN/SORT EGG ETC	3132	45749	5703	37462
843410 MILKING MACHINES	27957	257332	3185	216427
843420 DAIRY MACHINERY	12876	119984	37182	2537077
843490 PART MILKING/DAIRY MACHINERY	2040	65954	28895	100021
843510 MACHINERY (PRESSES,CRUSHES)	150	4423	109	234705
843590 PART OF JUICE EXTRACTING MACHI		23911		4601
843610 MACHRY PREP ANIMAL FEED STUFS	55672	151814	140897	187009
843621 POULTRY INCUBATORS & BROODERS	1752	225621	19380	466856

Contd.

10.11 Imports by Economic Categories (Detail)

(In Thousand Rupees)

ITEMS	Apr-14	FROM JUL-2013	Apr-14	FROM JUL-2012
843629 OTH POULTRY KEEPING MACHINERY	86924	918364	73779	992074
843680 OTH MACHINERY		21550	66	49053
843691 PARTS POULTRY KEEP MACH BRODER	2586	51886	7550	35269
843699 OTH PART OF AGR/HORT MACHINER	12783	121711	11751	138117
843710 MACH CLEAN SORT GRAD GRAIN/VEG	51548	529571	45542	428380
843780 OTH MACHINERY	180288	631666	15276	159123
843790 PARTS MACHINE USE MILLINDUSTRY	24813	250028	15604	174887
843810 BAKERY MACH MFG MACARONI SPGTI	52125	424742	830	711303
843820 MACH MANU CONFECTIONERY COCA	19758	651475	5051	332675
843830 MACHINERY SUGAR MANUFACTURE	670	60030	3292	32818
843840 BREWERY MACHINERY	51	51		649
843850 MACH PREPARATION MEAT/POULTRY	5693	93613	200792	667510
843860 MACH PREP OF FRUITS/NUTS/VEG.	4233	200416	816	15246
843880 OTHER MACHINERY	13378	485050	95	186604
843890 PARTS MACH/ND MFG FOOD DRINK	26312	196872	11783	200441
843910 MACHINERY M/PULP FIBROUS MATAL	32207	34108	3345	82657
843920 MACHINERY MAKE PAPER P/BOARD	8006	172464	108440	487701
843930 MACHINERY FINISH PAPER P/BOARD	4754	117585		153354
843991 PARTS MACHIN PULP FIBROSMATERL	1329	12682	864	102810
843999 OTH PARTS MACHIN PAPER P/BOAD	36526	232372	19270	170716
844010 BOOK-BIND&BOOK-SEWING MACHIN	4666	56223	1658	20311
844090 PARTS BOOK BINDING MACHINERY		1171		355
844110 CUTTING MACHINES	42764	495426	9984	159990
844120 MACH MAKE BAGS SACKS/ENVELOP	4489	29829		16307
844130 MACHI MAKE CARTONS BOX TUBEETC		20681		67325
844140 MACH MOULDING ARTICLE P/P,PULP	368	84062	401	31094
844180 OTH MACH FOR MAKING P&P/BOARD	2945	102767	1716	97481
844190 PART MAC H-8441.1000,8441.4000	4251	77092	18491	157959
844230 PRINTING MACH, APATUS&EQUIPMEN	669	58400	835	66692
844240 PARTS OF THE FOREGOING MACH	318	21366	381	31715
844250 PLATE ,CYLINDER/PRINT COMPONE	14933	99683	14512	89515
844311 OFF SET PRINT MACHIN REELFED	2393	79543	895	88923
844312 SHEET FED,OFFICE TYPE S-22&36	17221	69033	311	72695
844313 OTH OFFSET PRINTING MACHINERY	35160	692208	261633	435836
844314 LETTERPRESS PRI-MACH REEL FED		2785		900
844315 LT-PRESS P-MACH O/T R-FED,FLEX	3593	6485		1386
844316 FLEXOGRAPHIC PRINTING MACHIN	11100	77420		292461
844317 GRAVURE PRINTING MACHINERY	10997	142137		341856
844319 HOT STAMPING MACHINES	104088	1564564	29716	1038870
844331 MACH PERFORM TWO OR MORE FUNCT	7038	90766	5511	107019
844332 PRINTER CONNECT TO AUTOMA DPM	113040	820357	80048	681942
844339 O-MACH REPRODUC ORIGINAL IMAGE	53051	370772	47716	413209
844391 PART/ACCE PRINTING MACH H-8442	16610	211073	18164	252019
844399 PARTS /ACCE OTH PRINTING MACH	68182	537949	40699	497127
844400 MAC EXTRUD CUT M-MADE TEX-MATE	140837	418802		2697245
844511 CARDING MACHINES	720473	4041063	175270	2102301
844512 COMBING MACHINES		188791	74564	93826
844513 DRAWING /ROVING MACHINES	620213	3722452	113199	1309362
844519 OTH MACH TEXTURE FIBRE ETC	450439	3057566	73521	892330
844520 TEXTING SPINNING MACHINES	976512	5832297	178343	2210545
844530 TEXTILE DOUBLING OR TWIST MACH	84134	479884	40017	160374
844540 TEXTILE WINDING MACHINE	560710	6211847	324038	2440805
844590 OTH MACH, TEXTILE FIBRE	66662	2120412	179972	1094752
844610 WEAVING MACH FAB WD-NOT>30CM	1884	34763		4709
844621 POWER LOOM WEAV FAB EXCED 30CM		2604		4307
844629 OTH WEAVING MACHINES(LOOMS)	69446	587339	14421	323341
844630 WEAV MACH FAB >30CM SHUTLES	555369	6594227	299018	2698027
844711 CIRCULAR KNITTING MACHINE	252208	419608	23486	733074

Contd.

10.11 Imports by Economic Categories (Detail)

(In Thousand Rupees)

ITEMS	Apr-14	FROM JUL-2013	Apr-14	FROM JUL-2012
844712 CIRCULAR KNIT MACH DIA>165MM	7330	342482	18550	233740
844720 FLAT KNIT MACH STITCH-BONDING	43629	169318	23853	123273
844790 OTH MACH GIMPED YARN TULE LACE	458656	3152755	308588	3031051
844811 DOBBIES JACQUARD COPY ETC MACH	20415	79788	21492	146557
844819 OTH AUXILARY MACHIN HD84.44-47	261326	1198307	43266	458182
844820 PARTS&ACCESORIES MACH H-84.44	5371	274676	5133	114141
844831 CARD CLOTHING	143056	1083254	77276	938134
844832 PART ACCESORY MACH TEXT FIBRE	5575	61808	7844	41142
844833 SPINDLE SPIND FLYER S/IN RING	152538	1204321	135727	1112207
844839 OTH PARTS&ACCESSORIES 84.45	142778	1716288	92905	1170910
844842 REEDS FOR LOOMS HEALDS&H/FRAM	18933	296292	30321	178083
844849 OTH PART ACCESSORIES WEAV MACH	44329	574730	49864	527874
844851 SINKERS NEEDLES & OTH ARTICLES	40061	384011	35556	338660
844859 PART ACCESSORY MACH HEAD 84.47	61371	452726	58077	366306
844900 MACH MFG FINISH NON WOVENS		90240		180680
845011 WASHING MACH FUL-AUTO NOT>10KG	42559	233734	19653	146103
845012 O-MACH BUILT-CENTRIFUGAL DRIER	23064	177462	2563	161817
845019 O-MACH DRY LINE CAPA -NOT>10KG	18242	52541	1250	185866
845020 MACHINE DRY LINE CAP EXCE10KG	629	56169		23300
845090 PARTS FOR H/HOLD WASH MACHINE	21158	172168	10361	109751
845110 DRY-CLEANING MACHINES	167	5958		3446
845121 DRY MACH OF DRYLINEN CAP<10KG		179		278
845129 OTH DRYING MACHINES	64232	230129	19305	183737
845130 IRONING MACHINES & PRESSES	5405	59634	3541	41590
845140 WASHING BLEACH DYE MACHINES	170186	1480354	188159	1087708
845150 REELING UNREEL FOLDING ETC MAC	7380	143562	16644	66726
845180 OTH MACHINERY	355741	4340202	204344	2388508
845190 PARTS FOR DRY CLEAN/DYING MACH	26759	260308	25592	219221
845210 SEWING MACHINE HOUSEHOLD TYPE	8623	77951	16799	286274
845221 AUTOMATIC UNITS SEWING MACHINE	24533	66260	2133	52378
845229 OTH SWING MACHINES	318132	1649231	89580	909459
845230 SEWING MACHINE NEEDLES	9819	93250	6159	85677
845290 OTHER PARTS OF SEWING MACHINE	21502	180770	14637	140117
845310 MACH PREP,TANN HIDE,SKIN LEAT	32738	281102	57202	268621
845320 MACH MAKING/REPARING FOOTWEAR	9727	117528	19675	110119
845380 OTH MACH REPAR H-SKINS/LEATHER	6064	55249	6616	39754
845390 PARTS OF MACH TANNING,FOOTWEAR	6204	77384	6002	42930
845410 CONVERTERS		2324	187	3471
845420 INGOT MOULDS & LADLES	58	17939	2356	13773
845430 CASTING MACHINES	3670	359091	5164	177864
845490 PARTS OF CONVERTERS LADLES ETC	6654	98790	1645	29468
845510 TUBE MILLS		139561		
845521 HOT/COMBIN HOT&COLD ROLING MIL		108492	52061	60893
845522 COLD, ROLLING MILLS	3350	45526		1562
845530 ROLLS FOR ROLLING MILLS	47537	225269	15459	118490
845590 OTH PARTS METAL ROLLING MILLS	4837	79095	630	38257
845610 MACH TOOL WORKING BY LSER ETC	2391	28777	112	18834
845620 MACH OPERATED ULTRASONIC PROCE		608	402	1155
845630 MA-TOOL OPER ELECTRO DISCHARGE	1216	22426	1081	17051
845690 O-MAC TOOL FOR REMOVAL OF MAT	2313	41047		36075
845710 MACHING CENT FOR WORKING METAL	8166	173097	2822	112028
845720 UNIT CONSTRUCTION MACH(SINGLE)		454		
845730 MULTI-STATION TRANSFER MACH		129143		133
845811 HORIZONT LATH NUMERICL CONTROL	15317	110295	10030	110362
845819 OTHER, HORIZONTAL LATHES	7804	97903	9633	88078
845891 OTH LATHES NUMERICALLY CONTROL		35611		27941
845899 OTH LATHES FOR REMOVING METALS	1842	95058	852	56379
845910 WAY TYPE UNIT HEAD MACHINES	792	2073		1996

Contd.

10.11 Imports by Economic Categories (Detail)

(In Thousand Rupees)

ITEMS	Apr-14	FROM JUL-2013	Apr-14	FROM JUL-2012
845921 OTH DRILL MACH NUMERICAL CONT	5708	5800		8793
845929 OTHER DRILLING MACHINES	8712	132287	6089	138320
845931 OTH BOR/DRIL MACH NUMERI CONTR		4069		8727
845939 OTHER BOARING-MILLING MACHINES	326	3330	727	9409
845940 OTHER BORING MACHINES	810	47248	3217	81845
845951 MILLING MACH KNEE TYPE N.CONTR	1611	11327		4920
845959 MILL MACH W TRAVERSER =<300MM	3424	16573	17704	31721
845961 OTH MILLING MACH NUMERCAL CONT	5100	13582	90	3076
845969 OTHER MILLING MACHINES	4867	45251	3496	31749
845970 OTH THREAD/TAPPING MACH	25717	39438		38657
846011 F.SURFACE GRIND MACH NUM CONTR		1860	33241	33241
846019 OTH F.SURF GRIND MAC AXIS0.01M	12360	26040	2310	124275
846021 OTH GRIND MACH NUMERICAL CONTR		25415		
846029 OTH GRIND MACH AXIS 0.01MM	114	4348	3097	17494
846039 OTH SHARPENING MACH-TOOL		7103	206	3766
846040 HONING OR LAPPING MACHINES	2546	10829	6576	7131
846090 OTHER MACHINE TOOLS	282	17796	243	49229
846120 SHAPPING OR SLOTTING MACHINES	1096	14626	1549	33733
846130 BROACHING MACHINES		475		1149
846140 GEAR CUTTING,GRIND/FINISH MACH	5178	43143	2440	56389
846150 SAWING OR CUTTING-OFF MACHINES	14368	118478	6827	78478
846190 OTH MACH TOOL FOR METAL WORK	10926	23698	6260	22738
846210 FORGING/DIE-STAMP MACH&HAMMERS	7518	44695	15711	46270
846221 BEND,FOLD,ETC MACH NUM CONTROL		368		22639
846229 OTH BENDING,FOLDING MACH	9491	42872	32363	93351
846231 SHEARING MACH NUMERICAL CONTRO		4933	35011	52411
846239 OTH SHEARING MACH	4603	76260	14951	31889
846241 PUNCH/NOTCH MACH NUM CONTROLLED		2875		
846249 OTH PUNCHING/NOTCHING MACH	1717	38525	7259	60937
846291 HYDRAULIC PRESSES	28368	134559	4492	224508
846299 OTH PRESSES FOR WORK METAL	13480	107884	6860	63248
846310 DRAW-BENCH FOR BARS,TUBES WIRE	3474	8175		12930
846320 THREAD ROLLING MACHINES	3349	8694		9261
846330 MACHINES FOR WORKING WIRE	4363	26115		32019
846390 OTH MACH TOOL WORKING METALS	2433	17679	5314	25684
846410 SAWING MACHINES	318	19837	1411	17954
846420 GRINDING OR POLISHING MACHINES	2653	34193	2907	71093
846490 OTH MACH TOOL WORK STONE/CER/C	845	79335	1922	39744
846510 MACHINE FOR MECHANIC OPERATION		49328		
846591 SAWING MACHINES	1245	9576	311	97957
846592 PLANING,MILLING, MOULD MACH	167	5151	304	9841
846593 GRINDING SANDING POLISHING MAC	4466	69208	3253	52598
846594 BENDING OR ASSEMBLING MACHINES		4185	74	2511
846595 DRILLING OR MORTICING MACHINES		4437		256
846596 SPLITING SLICING PARING MACH		15507		10363
846599 OTH MACH TOOL FOR WOOD CORKETC	756	72876	5230	41048
846610 TOOL HOLDER SELF OPEN DIEHEAD	4118	29058	3191	18819
846620 WORK HOLDERS	474	3493	5693	9157
846630 DIVIDING HEAD & ATTACH M-TOOL		1226		382
846691 OTH PART FOR MA-TOOL H.84.64	670	4947	857	12648
846692 OTH PART FOR MA-TOOL H.84.65	1217	27337	5235	21429
846693 PART/ACCES MACH TOOL PLAN ETC	6458	85096	7893	56505
846694 PART/ACCES MACH TOOL FOLD ETC	39997	1179617	912	52383
846711 PNEUMATIC ROTARY TYPE TOOLS	1	5275	391	7086
846719 OTH PNEUMATIC TOOLS FOR WORK	331	24007	1870	29103
846721 DRILL W ELEC MOTOR OF ALL KIND	9031	79481	7571	64411
846722 SAWS SELF CONTAINED ELE-MOTOR	1841	7443	369	6472
846729 OTH TOOL WITH ELECTRIC MOTOR	21443	181027	13185	115732

Contd.

10.11 Imports by Economic Categories (Detail)

(In Thousand Rupees)

ITEMS	Apr-14	FROM JUL-2013	Apr-14	FROM JUL-2012
846781 CHAIN SAWS	2830	16843	30	7941
846789 OTH TOOL WORKING IN HAND	2100	21779	228	33685
846791 PARTS OF CHAIN SAWS	133	5604		1731
846792 PARTS OF PNEUMATIC TOOLS	693	17007	2983	26523
846799 OTH PART TOOL WOR IN THE HAND	8503	105168	1422	33066
846810 HAND HELD BLOW PIPES				61
846820 OTH GAS-OPERATED MACH APPARATU	771	11388	6169	11029
846880 OTH MACH FOR SOLDER,BRAZING	1146	32514	36714	93989
846890 PARTS FOR SOLDERING,BRAZIN MAC	1711	37095	4966	30537
846900 TYPEWRITER;WORD PROCESS MACH	4	1557	5	239
847010 ELEC CALCULATOR,DATA REC MAC	8548	85738	9157	90722
847021 CALC. MACH W PRINT DEVICE	8	284		233
847029 OTH ELECTRO CALCULATING MACHIN	54	132	39	3056
847030 OTHER CALCULATING MACHINES	26	1377	112	690
847050 CASH REGISTERS	1368	27925	55	8630
847090 OTH POSTAGE,TICKET ISSUE MACH	533	13361	44	189952
847130 PORTABLE AUTOMATIC DP MACHINE	1093462	7355634	666106	10218505
847141 OTH AUTOMATIC DATA PRO MACHINE	93733	419218	7752	388726
847149 OTH PRESENTED IN FORM SYSTEMS	6194	247214	5529	252427
847150 PROCESSI UNIT O/T,H-8471.41,49	292516	2036994	331707	1741883
847160 INPUT,OUTPUT UNIT IN S-HOUSING	102304	520228	99924	626869
847170 STORAGE UNITS	70590	773836	75713	824168
847180 OTH UNITS OF AUTO DAT PRO MACH	2366	120480	4412	243016
847190 OTH LAN,BRIDGES,HUBS EXCL SWIT	18263	616381	144474	565619
847210 DUPLICATING MACHINES	402	1152	412	461
847230 SORTING/FOLDING/AFFIXING MACH		1812		112
847290 OTHER, OFFICE MACHINES	94389	1222469	127677	816097
847310 PARTS/ACCESS OF MACH H-84.69		963		4
847321 PART CALC MACH H-8470.10.21.29		510		913
847329 OTH PARTS OF MACH H-84.70	1318	21805	387	22268
847330 PARTS/ACCESS OF MACHINE 84.71	104147	1095138	84458	1069977
847340 PARTS/ACCESS MACHINE HEAD84.72	12778	160449	11954	107288
847350 PARTS/ACCESS MAC HD84.69-84.72	112	3802	56	7169
847410 SORTING/SCREENING/WASHING MACH	59406	127386	2906	66651
847420 CRUSHING OR GRINDING MACHINES	45	243791	3121	705514
847431 CONCRETE OR MORTAR MIXERS	57650	412654	27389	376019
847432 MACH FOR MIXING MINERAL&BITUME		394090		1573
847439 OTH MACH FOR MIXING MINERALS	29031	95527	2092	84476
847480 OTHER MACHINERY	22081	114591	2745	252858
847490 PART OF SORTING,SCREENING MACH	156080	1201762	45198	691155
847510 MACH FOR MAKING ELEC LAMP/TUBE		575		3095
847521 MACH FOR MAKING OPTICAL FIBRE			48	157
847529 OTH GLASS WORKING MACHINES	13789	412618	10955	639240
847590 PARTS OF MACHINES H-NO.84.75	7865	123850	4792	98616
847621 BEVERAGE/VENDING MA W REFRIG				5621
847629 OTH,AUTOMA BEVERG-VENDING MACH	319	1769		4617
847681 OTH MACH HEATING/REFRIG,DEVICE	202	625		
847689 OTH MACH INCL MONEY CHANG MACH		2309		1428
847690 PARTS OF MACH HEADING 84.76		276		1297
847710 INJECTION-MOULDING MACHINES	568032	2745262	152199	1395592
847720 EXTRUDERS	19001	328535	63263	585343
847730 BLOW MOULDING MACHINES	326039	751713	139800	585002
847740 VACCUUM MOLDING/THERMOFORM MACH	16162	75363	892	148910
847751 MACH MOULD PNEUMATIC TYRE,TUBE	105463	151674	28278	201854
847759 OTH MACH FOR MOLDING/FORMING	659	83556	1885	70525
847780 OTH MACH FOR WORKING RUB/PLAST	67133	1463918	55860	2166090
847790 PARTS OF MACH,WORKING RUB/PLAS	99130	691451	35343	569900

Contd.

10.11 Imports by Economic Categories (Detail)

(In Thousand Rupees)

ITEMS	Apr-14	FROM JUL-2013	Apr-14	FROM JUL-2012
847810 MACH FOR REPARING TOBACCO		797451	23617	144761
847890 PARTS OF MACHINES OF H-84.78	58766	408405	24705	357315
847910 MACH FOR PUBLIC WORKS,BUILDING		696753	38205	240943
847920 MACH FOR EXTRACT/PREP FATS/OIL		175485	83084	307461
847930 PRESS PARTICAL/FIBRE BOARD ETC	205003	557174	17548	224762
847940 ROPE OR CABLE MAKING MACHINES	27651	51457		7555
847950 INDUSTRIAL ROBOTS(N.E.S.)		11881		76459
847960 EVAPORATIVE AIR COOLERS	46140	217626	12243	262779
847979 OTH PASSENGER BOARDING BRIDGES		23176	784	1562
847981 MA FOR TREATING METAL/FLE WIRE	2780	53922	241	276132
847982 MIX/KNEAD/CRUSH/GRIND ETC MACH	1051998	7567243	215058	1325853
847989 OTH APPLI IDIVIL FUNCTIO MACH	129649	3240626	572636	3839241
847990 PART OF MA H- 8479.20.60.82.84	129289	1210282	286024	1608605
848010 MOULDING BOXES FOR MET FOUNDRY	3903	19731	894	20685
848020 MOULD BASES	4281	29260	3024	60010
848030 MOULDING PATTERNS	405	6408		13435
848041 INJECTION OR COMPRESSION TYPES	3200	41128	2514	13282
848049 OTH, MOULDS FOR METAL/CARBIDES	35418	225076	53899	176540
848050 MOLULDS FOR GLASS	11761	43038	15285	60895
848060 MOULDS FOR MINERAL MATERIALS.	3987	116546	23955	86645
848071 INJECTION OR COMPRESSION TYPES	71247	674343	81699	319486
848079 OTH MOULDS FOR RUBBER/PLASTICS	417020	1518083	44681	813266
848110 PRESSURE-REDUCING VALVES	253859	3279511	146355	1647279
848120 VALVES,OLEOHYD/PNEUMATIC TRANS	47444	345917	6286	58803
848130 CHECK (NONRETURN) VALVES	75302	693774	77022	513622
848140 SAFETY OR RELIEF VALVES	70351	503023	33932	448677
848180 OTH APPLIANCE(TAP,COCKS,VAL)	459552	6709075	451576	4224458
848190 PARTS OF APPLICANCE H-NO.84.81	93239	979118	37130	660113
848210 BALL BEARINGS.	307795	2805549	245452	2741057
848220 TAPERD ROLLER BEARING INC CONE	63803	590231	60200	564015
848230 SPHERICAL ROLLER BEARINGS	13495	363046	34201	307523
848240 NEEDLE ROLLER BEARINGS	6403	52900	3582	81976
848250 OTH CYCLINRICAL ROLLER BEARING	15295	167801	18339	187259
848280 OTH COMBINED BALL/ROLLER BEAR	34501	337707	52641	523004
848291 BALLS, NEEDLES/ROLLERS PARTS	15504	144199	6283	106095
848299 OTH PARTS OF BALL/ROLLER BEAR	11882	203593	22533	177477
848310 TRANSMISSION/CRANKS/SHAFTS.CAM	178762	4313803	112776	1440929
848320 BEARING HOUSING-BALL/ROLR BEAR	5519	108142	12292	72368
848330 BEARING HOUSING NOT INCOR BEAR	115471	1372964	117964	1361040
848340 GEAR,CHAIN SPOK,GEAR BOXES ETC	72018	1186702	72537	1455472
848350 FLYWHEL/PULEY INCL PULEY BLOCK	8798	99961	9041	169134
848360 CLUTCHES AND SHAFT COUPLING	50541	492505	39121	404392
848390 PARTS OF HEADING 84.83	24381	458669	31989	203035
848410 GASKET&SIMILAR JOINT OF MATALS	65123	675541	68333	647968
848420 MECHANICAL SEALS	28190	355473	17512	295584
848490 OTH GASKET&SIMI JOINT DISSIMIL	93090	2044519	89345	798820
848610 MACH FOR MANUF BOULES / WAFERS		4474		910
848620 MAC FOR MANUF S-COND,I-CIRCUIT		4183		
848630 MACH FOR MANUF FLAT PANEL DISP		5119		
848640 MACH FOR MANU OF I-CIRCUIT,NES		46726		24956
848690 PARTS&ACCE OF MACH MANU S-COND	174	590		8058
848710 SHIPS/BOATS,PROPELLERS&BLADES		3323		354
848790 O-PARTS&ACCE NOT CON ELE-CONNE	29572	357769	22353	459070
850110 ELEC MOTOR OUTPUT NOT>37.5.WAT	113182	589383	56738	463098
850120 UNIVERSAL AC/DC MOTOR >37.5 W	238	111390	285	83008
850131 OTH DC MOTOR/GEN 0-P=750 WATT	12879	140638	15429	137834
850132 O-DC MOTOR/GEN 0-P-750W-75KW	3621	79946	451	32806

Contd.

10.11 Imports by Economic Categories (Detail)

(In Thousand Rupees)

ITEMS	Apr-14	FROM JUL-2013	Apr-14	FROM JUL-2012
850133 OTH DC MOTO/GEN 0-P-75KW-375KW	5876	57274		10453
850134 OTH DC MOTOR/GEN OUTPUT >375KW	4485	427006		4471
850140 OTH AC MOTORS,SINGLE-PHASE	150418	1029208	143792	777070
850151 OTHER AC MOTORS MULTI-PHASE	20927	161129	4470	87866
850152 AC MOTORS,OUTPUT-750W-75KW	181382	1407090	141371	1169820
850153 AC MOTORS,OUTPUT>75KW	12519	314649	55424	547753
850161 AC GENERATORS OUTPUT NOT>75KVA	75756	511581	102178	1331634
850162 AC GENERATORS OUTPUT-75-375KVA	3472	94920	15558	131016
850163 AC GENERATOR 0-P-375KVA-750KVA	5441	32570	6049	21298
850164 AC GENERATORS OUTPUT >750 KVA	276	282065	377	83188
850211 EL GNERATOR (DIESEL)0-P>75 KVA	735983	3211228	131072	3351316
850212 GENER SET(DIESEL)OP- 75-375KVA	143853	1512763	121927	1829525
850213 GENER SET(DIES ENG)OP>375KVA	1026866	11256843	254798	8316752
850220 GENER SET(SP-ING ENG)OP>375KVA	84479	4262299	1087440	4093208
850231 GENERATING SETS,WIND POWERED		6019812		2865
850239 OTHER GENERATING SETS	184212	6669485	80046	2779543
850240 ELECTRIC ROTARY CONVERTERS.	3669	7344	962	1719
850300 PARTS FOR MACHIN H-85.01/85.02	190888	2194292	57478	1506033
850410 BALLAST FOR DISCHARG LAMP/TUBE	14092	102009	7523	87968
850421 LIQUID DIELECRICT FORMERS	1389	445431		5641
850422 LIQ D-E T/FORMER-650-10000KVA	149747	386286		178218
850423 LIQ DI-ELE T/FORMER >10000KVA	163253	1533399	21750	1557732
850431 OTH TRANSFORMER-PHC-NOT>1 KVA	26513	548118	101532	844224
850432 OTH TRANSFORMER-PHC-1KVA-16KVA	7861	450285	459614	793954
850433 OTH TRANSFORMER-PHC-16-500KVA	69965	436118	3517	560830
850434 OTH TRANSFORMER-PHC>500 KVA	589763	1359210	211576	4434246
850440 STATIC CONVERTERS	939166	5232782	304903	4289204
850450 OTHER INDUCTORS	8870	296367	30509	164936
850490 PARTS ELEC POWER MACH H-8504	85915	1045337	87609	1257396
850511 PERMANENT MAGNETS AND ARTICLES	8947	42527	4332	40439
850519 OTH PERMANENT MAGNETS&ARTICLES	16823	116617	11090	131240
850520 EL-MAGNET COUPLING,CLUTCH ETC	8383	60646	1186	37312
850590 OTH EL-MAGNET INC/PART HD85.05	3989	55675	9363	51533
850610 MANGANESE DIOXIDE P/CELL&BATT	64971	704269	38666	578809
850630 MERCURIC OXIDE P/CELL&BATTRIES				114
850640 SILVER OXIDE P/CELL&BATTERIES		917		230
850650 LITHIUM PRIMARY CELL&BATTERIES	29116	278824	21578	284311
850660 AIR ZINC PRIMARY CELL&BATTRIES	113	25515	250	3223
850680 OTHER PRIMARY CELL&BATTERIES	25270	386396	18075	260237
850690 PARTS OF PRIMARY CELL&BATTEIES	4747	26771	662	56412
850710 LEAD-ACID ACCUMULATOR(STARTNG)	11086	56082	9849	22260
850720 OTHER LEAD-ACID ACCUMULATORS	457236	3962421	281280	1558636
850730 NICKEL-CADMIUM ACCUMULATORS	1449	13619	600	15468
850740 NICKEL-IRON ACCUMULATORS		23		1290
850750 BATTRIES NICKEL-METAL HYDRIDE		623		3247
850760 BATTRIES LITHIUM-ION	938	5171	157	1424
850780 OTHER ACCUMULATORS	13917	327540	15559	130937
850790 PARTS EL-ACCMOLATOR INCL SEPR	63527	312265	3772	116033
850811 VACUM CLEANER SE-CONTA E-MOTOR	2158	31186	2628	18256
850819 OTH VACUUM CLEANERS SELF MOTOR	2009	21459	3698	20768
850860 OTHER VACUUM CLEANERS	3227	12266	1502	20482
850870 PARTS OF VACCUUM CLEANERS	152	1480	224	1638
850940 FOOD GRINDER/MIXERS&JUICE EXT	48420	536893	35404	404371
850980 OTH DOMESTIC APPLIANC	17133	95991	9373	78599
850990 PARTS DOMESTIC APPLIAN	48961	191785	8706	126513
851010 SHAVERS SELF CONTAINED EL-MOTO	10304	40767	3127	29858
851020 HAIR CLIPPERS SELF CON EL-MOTO	2866	33405	1534	16394

Contd.

10.11 Imports by Economic Categories (Detail)

(In Thousand Rupees)

ITEMS	Apr-14	FROM JUL-2013	Apr-14	FROM JUL-2012
851030 HAIR-REMOVING APPLIANCES	6989	47395	155	59456
851090 PART OF SHAVER/CLIPPER/REMOVER	83	2251	69	2972
851110 SPARKING PLUGS	55910	659445	68227	603852
851120 IGNITION/DYNAMOS MAG-FLYWHEELS	7337	87737	6877	104014
851130 DISTRIBUTORS;IGNITION COILS	18335	159815	18319	221346
851140 STARTERS MOTORS/DUEL PUR GENER	11439	104349	3531	54996
851150 OTHER GENERATORS	2186	20495	6707	370549
851180 OTH EL-IGNITION/START EQUIP	4501	29008	3478	14011
851190 PARTS OF THE HEADING NO.85.11	46957	335510	20179	377537
851210 LIGHTS SIG EQUIP BICYCLE USED	5	4112		749
851220 OTH LIGHTING SIG EQUIPMENT	85080	865771	118964	773818
851230 SOUND SIGNALLING EQUIPMENT	6363	67051	8053	67055
851240 WINDSCREEN WIPER,DEFROST/DEMIS	1445	24288	1542	21853
851310 PORTABLE ELECTRIC LAMPS	54108	739775	52338	697024
851390 PARTS(OF THE HEADING NO.85.12)	2243	6394	68	2016
851410 RESISTANCE HEATED FURNACE/OVEN		5516	786	20023
851420 INDUCTION/DIELECTRIC FUR/OVENS	1443	110046	24195	119755
851430 OTHER FURNACES AND OVENS	2901	151691	4447	191905
851440 OTH IND/DI-EL HEATING EQUIPMNT	1722	18589	4002	22299
851490 PARTS(OF HEADING NO.85.14)	6338	48045	2390	49021
851511 SOLDERING IRONS AND GUNS	1733	19510	1013	14116
851519 OTH BRAZING/SOLDER IRONS&GUNS	3359	20124	1100	17853
851521 MACHINES,RES WELDING OF METAL		119346	2285	46539
851529 OTH MACH RES WELDING OF METAL	2221	68795	817	62093
851531 MACH ARC WELDING METAL F/AUTO		50242	36171	65406
851539 OTH MACH/APP ARC WELDING METAL	206251	467051	29150	144035
851580 OTH MACH/APP HOT SPRAYING METL	25604	230568	7634	133776
851590 PARTS(OF HEADING NO.85.15)	9467	146367	8292	71937
851610 ELE INSTANEOUS/IMERSION HEATER	867	16143	56	17648
851621 STORAGE HEATING RADIATORS		1470	5	2993
851629 OTH ELE SPACE/SOIL HEATNG APPA	5029	119844	17585	230907
851631 HAIR DRYERS	2993	45203	216	21208
851632 OTHER HAIR DRESSING APPARATUS	2498	22418	939	20861
851633 HAND DRYING APPARATUS	44	2142	31	1425
851640 ELECTRIC SMOOTHING IRONS	10057	95358	6811	68353
851650 MICROWAVE OVENS	8192	174639	7800	85550
851660 OTH OVEN/COOKER/GRILL/ROASTERS	14369	124431	13338	77540
851671 ELECTRIC COFFEE OR TEA MAKERS	6139	42616	2843	49560
851672 ELECTRIC TOASTERS	9057	92078	17847	95682
851679 OTH ELECTRIC-THERMIC APPLIANCE	24485	168058	33395	105278
851680 ELECTRIC HEATING RESISTORS	21020	126758	14558	120864
851690 PARTS EL-THERMIC APP H-85.16	38872	793973	52299	658199
851711 LINE TELEPHONE CORDLESS H-SETS	9173	36324	1979	24519
851712 TELEPHONE FOR CELLULAR NETWORK	3805765	53871128	3822673	54155072
851718 OTHER TELEPHONES	5249	68384	6670	75599
851761 BASE STATIONS FOR WIRELESS N-W	119917	6256640	83	4910813
851762 MACH FOR RECEPTION VOICE/IMAGE	2626452	15838274	1377607	28054716
851769 OTHER APPARATUS	1275863	10876205	2531039	21527181
851770 PARTS FOR TELEPHONES/WIRELESS	438870	10300468	474860	7223220
851810 MICROPHONES AND STANDS THEREOF	5989	38925	3591	22654
851821 SINGLE L/SP MOUNTED IN ENCLOUR	24133	120005	12410	79127
851822 MULTIPLE L/SP MOUNTED IN ENCL	22536	242679	24888	242292
851829 OTH L/SP NOT MOUNTED IN ENCL	35063	217201	8308	110429
851830 HEAD/EAR/MICRO PHONE SPEAK SET	46996	275765	10660	243249
851840 AUDIO FREQUENCY ELEC.AMPLIFIER	4316	41359	3902	34035
851850 ELECTRIC SOUND AMPLIFIER SETS	4691	143848	564	17036
851890 PARTS & ACCESSORIES HEAD 85.18	4530	34488	3024	21445

Contd.

10.11 Imports by Economic Categories (Detail)

(In Thousand Rupees)

ITEMS	Apr-14	FROM JUL-2013	Apr-14	FROM JUL-2012
851920 APPA OPERATED BY COINS,BANKNOT		55		100
851930 TURNTABLES (RECORD-DECKS)		56		13
851950 TELEPHONE ANSWERING MACHINES	9	9		110
851981 O-APPA USING MAG/OPTICAL MEDIA	556	2235	60	4074
851989 OTH COMPACT DISK PLAYERS	1956	37640	4021	35654
852110 MAGNETIC TAPE TYPE	1917	35702	2943	63521
852190 OTH VIDEO REC/REPRODUCING APP	18346	134406	14386	128972
852210 PICK UP CARTRIDGES	21	1285		73
852380 DATA/SOUND RECORDED AUTO.DPM	681010	5414337	153027	4377119
852550 TRANSMISSION APPA FOR RADIO/TV	5085	1185823	9471	109226
852560 TRANSMISSION APPARATUS	73501	395017	25477	955426
852580 TV CAMERAS,DIGI/VIDEO CAMERA-R	48072	379225	46890	296303
852610 RADAR APPARATUS		5534	1256	1479
852691 RADIO NAVIGATIONAL AID APPARAT	4687	156703	2424	154391
852692 RADIO REMOTE CONTROL APPARATUS		441	15	3339
852712 POCKETSIZE RADIOCASSETTE PLAYER	108	3253	671	5349
852713 OTH APPA COMB W/SOUND REC/PRO		1191		6392
852719 OTH RECORDING/REPRODUCING APPA	2471	29791	2229	18972
852721 OTH RADIO BRO-RECEIVER FOR VEH	4891	13338	1009	6464
852729 OTH SOUND REC/REPRO APPA VEH	8234	33584	2210	31551
852791 OTH APPA COMB W/SOUND REC/PRO		1759		146
852799 MODEMS FOR SUND RECOD APPA	8389	27874	1696	47793
852841 MONITORS AUTOM DATA PRO SYSTEM	15438	77846	10242	348759
852849 OTH CATHODE-RAY TUBE MONITORS	53	10615	1559	23771
852851 OTH MONITOR DATA PROCESSING SY	203654	1554279	192997	1588532
852859 OTHER MONITORS	1402	69355	3916	62553
852861 PROJECTOR FOR AUTO- DPS-H8471	7967	100229	7503	81241
852869 MULTIMEDIA PROJECTOR-FOR DP-SY	245	7622		5398
852871 RECEPTION APPA FOR TV	10722	123135	3818	41910
852872 OTH COLOUR TV SETS	136959	297080	8613	145290
852873 OTH MONOCHROME RECEPTION-APPA				186
852910 AERIALS/REFLECTORS ALL KINDS	41839	213585	14120	328779
852990 OTH PARTS/APP H-85.25-85.28	288701	4958503	385467	4343070
853010 EL-SIGNAL EQP RAILWAY/TRAMWAY		204997	23105	1632284
853080 OTH SIGNAL EQP EL TRAFIC CONT	1157	70547	1522	288686
853090 PARTS OF EQP HEAD 85.30	25	20834	1735	23526
853110 BURGLAR/FIRE ALARMS/SIMIL APPT	73095	188434	7470	83147
853120 INDICATOR PANEL INCORP LCD/LED	15401	102548	5910	138980
853180 OTHER APPARATUS	24971	128905	24584	173828
853190 PARTS ELEC SOUND/VIS SIG APPT	20172	8147311	2646393	2724206
853210 FIX CAPACITO 50/60HZ CAP.5KVAR	78126	205223	17666	114702
853221 OTHER FIXED CAPACITOR		886	24	299
853222 ALUMINIUM ELECROLYTIC FIX CAP	4265	8385	53	4621
853223 CERAMIC DIELEC,SIN-LYR FIX CAP	660	3943	764	2693
853224 CERAMIC DIELEC MUL-LYR FIX CAP	1335	11255	101	3705
853225 DIELECTRIC PAPER PLAS FIX CAP	10337	13958	1389	8322
853229 OTHER FIXED CAPACITORS	19639	541320	8905	161087
853230 VARIABLE/ADJUSTABLE CAPACITORS	3123	12837	3815	34557
853290 PARTS OF ELECTRICAL CAPACITORS	2645	28265	858	26967
853310 FIXED CARBON RES COMP/FILMTYPE	6967	28481	7818	24055
853321 OTH FIXED RES CAPACITY < 20 W	266	6764	198	2256
853329 OTHER FIXED RESISTORS	7070	89721	10248	76635
853331 W/WOUND RESISTOR- RHEO&POTEN	776	13790	2259	17342
853339 OTH W/WOUND VARIABLE RESISTORS	3342	26043	694	10445
853340 OTH VAR RES INCL REHEOSTATS	6046	39237	2277	28859
853390 PARTS FOR ELECTRICAL RESISTERS	267	6761	52	9842
853400 PRINTED CIRCUITS	66650	664381	42642	494834

Contd.

10.11 Imports by Economic Categories (Detail)

(In Thousand Rupees)

ITEMS	Apr-14	FROM JUL-2013	Apr-14	FROM JUL-2012
853510 FUSES FOR VOLTAGE >1000 VOTTS	5621	42233	1226	23748
853521 AUTOMA C-BRAKER VOT <72.5 KV	24686	588784	42563	482334
853529 OTH AUTOMATIC CIRCUIT BRAKER	49825	813685	118899	1032996
853530 ISOLATING/MAKE-AND-BREAK SWIT	29570	169217	5055	189302
853540 LIGHT ARRESTER,VOL LIMITER ETC	37489	111951	11670	74362
853590 ELEC APP SWITCHING CIR>1000VOL	79269	1716024	297852	1855937
853610 FUSES FOR VOLTAGE <1000 VOLTS	4099	50526	6449	56593
853620 AUTOMATIC CIR BREAKER	120801	1526297	98841	1192562
853630 OTH APP PROTECTING ELEC CIRCUL	3343	40046	668	77117
853641 RELAYS FOR VOLTAGE	8387	108586	13838	107583
853649 OTHER, RELAYS	64622	909901	121524	699972
853650 OTHER SWITHCES	75650	632039	44535	975973
853661 LAMP HOLDERS	3621	48812	5479	41660
853669 OTHER,PLUGS AND SOCKETS	59852	609693	43728	347056
853670 CONNECTORS FOR OPTICALFIBRES	8922	32489	1728	21742
853690 OTH ELECTRICAL APPARATUS	124005	1019438	75283	837371
853710 BOARD,PANEC ETC VOLTAGE-1000V	194103	3247061	185064	1647271
853720 BODIES,CONSOLE ETC VOLT>1000V	376797	1649019	159089	990489
853810 BOARD,PANELS GOODS HEAD 85.37	28281	371572	24225	218249
853890 OTH PARTS SUITABLE GOOD H85.37	146861	1721585	140081	1887538
853910 SEALED BEAM LAMP UNITS	11076	75968	10755	70849
853921 TUNGSTEN HALOGEN LAMPS	24611	176375	17210	183982
853922 OTH LAMPS 200W FOR VOLT>100V	8418	125190	9503	156569
853929 OTH FILAMENT LAMPS EXCL U-VIOL	21716	420402	14122	257468
853931 DISCHARGE LAMP O/TAN U-V-LAMP	21186	100648	46668	312513
853932 MERCURY OR SODIUM VAPOUR LAMPS	5073	33351	4111	32868
853939 OTH DISCHARGE LAMPS,O/TH ULTRA	688090	9445665	412198	4692493
853941 ARC-LAMPS (ELECTRIC)	1924	4443	318	2862
853949 OTH ULTRA-VOILET/INFRA-REDLAMP	2204	34310	4328	24406
853990 PARTS ELECTRIC FILAMENT/D-LAMP	22036	258055	20454	254688
854011 CATHODE-RAY TV PICTURE TUBES	14128	152061	65746	359350
854020 TV CAMERA TUBE(IMAG CONVERTER)	954	954		117
854060 OTHER CATHODE-RAY TUBES	914	1367	11	47
854071 MAGNETRONS	7316	231363	2278	143025
854079 OTH,MICROWAVE TUBE,CARCINOTR				5436
854081 OTHER VALVES AND TUBES:		3900		60
854089 OTHER VALVES ANA TUBES,N.S.		3965	80	3707
854099 OTH PARTS OF HEADING NO.85.40		372	13	389
854110 DIODES,OTH THAN PHOTSENSITIVE	14609	89253	6200	79500
854121 TRANSISTOR O/THAN PHOTSENSITV	5239	18338	1878	11433
854129 OTH TRANSISTOR O/TH PHOTOSEN	5498	77610	3770	61365
854130 THYRISTORS DIACS AND TRIACS	1739	21493	563	11878
854140 PHOTSENSITIV SEMICONDUCTOR DE	2941893	16554189	131745	1837870
854150 OTH SEMICONDUCTOR DEVICES	2289	103904	1911	52108
854160 MOUNTED PIEZO-ELECTRIC CRYSTAL	253	6972	742	6384
854190 PARTS OF APPARATUS OF H-85.41	1679	38775	17520	55307
854231 ELECTRONIC INTEGRATED CIRCUIT	16930	356094	26306	186873
854232 MEMORIES	1472	11413	2584	7698
854233 AMPLIFIERS	4465	16397	749	19787
854239 OTH ELECTRO INTEGRATED CIRCUIT	25913	282060	49750	331998
854290 PARTS OF ELEC INTIGRAT CIRCUIT	6498	64638	184	25109
854310 PARTICLES ACCELERATORS		28		19
854320 SIGNAL GENERATORS	5789	54368	324	33868
854330 MACH APPA EL-PLATNG ELECTROLYS	163	33934	408	2167
854370 OTHER MACHINE/APPARATUS	173214	1306500	101416	944507
854390 PARTS OF THE APPARATUS H-85,43	10842	143597	4004	175079
854411 WINDING WIRE OF COPPER	21398	225970	32908	624496
854419 OTHER WINDING WIRE OF COPPER	70455	450608	155214	601480

Contd.

10.11 Imports by Economic Categories (Detail)

(In Thousand Rupees)

ITEMS	Apr-14	FROM JUL-2013	Apr-14	FROM JUL-2012
854420 CO-AXIAL CABLE & CONDUCTORS	270632	862984	23713	164820
854430 IGNITION & OTHER WRITING SETS	77426	266359	5318	122326
854442 COMPUTER LEADS WITH CONNECTOR	72846	1635509	58001	628107
854449 OTH ELECTRIC CONDUCTOR N>1000V	180872	2923144	393063	3682819
854460 OTH EL CON FOR VOLTAGE >1000V	98259	1088717	39442	271032
854470 OPTICAL FIBRE CABLES	60741	309242	5300	128435
854511 ELECTRODES USED IN FURNACES	8558	47072	5346	50407
854519 OTHER ELECTRODES	566	8638	2	5340
854520 CARBON BRUSHES	2258	39305	3099	39946
854590 OTH LAMP/BATTERY CARBON,GRAPIT	3848	26636	1363	50649
854610 EELECTRICAL INSULATOR OF GLASS		2720		96
854620 EELECTRICAL INSULATOR CERAMICS	26999	554578	4941	222584
854690 OTH ELE INSU OTH THN GLAS,CERA	25493	379620	3630	106212
854710 INSULATING FITTINGS OF CERMIC	8	6528		1026
854720 INSULATING FITTINGS OF PLASTIC	290	7728	102	5868
854790 OTH INSULATIN FITT PLAS/CERMIC	233468	431165	3915	206492
854810 WAST/SCRIP PRI BATRY,CEL,ACCUMU	162	209113		73572
854890 OTH,PARTS ELE MACHINE/APP NES	838	5457	666	2782
860110 RAIL LOCOMO POWERED ELECTRICIT		44		
860210 DIESEL ELECTRIC LOCOMOTIVES	2588652	3781996		
860290 OTH,RAIL LOCOMOTVE,LOCOMO TEND		9830		
860390 OTH,RAILWAY OR TRAMWAY COACHES				2818027
860400 RAIL/TRAMWAY MAINTENANCE VEHIC	1594277	1660176		28584
860610 TANK WAGONS AND THE LIKE				2536361
860699 OTH RAIL,TRAMWAY GOOD VAN(NSP)				122874
860711 DRIVING BOGIES&BISSEL-BOGIES		14		
860719 OTH INCL PARTS AXELS/WHEEL	16082	131721	76	1464759
860721 AIR BRAKES AND PARTS THEREOF		8461		
860729 OTH BRAKES LOCOMO&PATS THEREOF		2957	327	1827
860730 HOOKS,COUPLIN DEVICES,BUFFERS	672	4408	10	132
860791 OTHER PARTS OF LOCOMOTIVES	93188	1057912	1613	39034
860799 OTH RAILWAY LOCOMOT STOCK PART	50	6869	2294	56605
860800 RAIL/TRAMWAY TRACK FIXTURES	13276	1102304	147806	216413
860900 CONTINERS SPECIL DESI,EQUIPPED	20404	277280	7089	146887
870110 PEDESTRAIN CONTROLLED TRACTORS		448		6204
870120 ROAD TRACTORS FOR SEMI-TRAILER	562083	2932743	174759	1399161
870190 COMP AG-TRACTORS-ANY KIT FORM	251087	1959626	24436	1863031
870210 M.VEH 10 OR >PERSON DIESEL ENG	201150	3434293	223357	4642977
870290 COMP O-M-VEH 10PER&DERIVER AKF	37757	638034	249443	861509
870310 M-CAR FOR TRAVEL ON SNOW/GOLF		5062	2106	27575
870321 MOTOR VEH CYLNDER CAP-1000CC	1820126	19586831	2020142	19832586
870322 OTH CAR CY CAP>1000CC - 1500CC	1531839	16186271	2225823	23654195
870323 OTH VEH CYL CAP 1500 - 3000CC	824469	10734707	1687864	13284280
870324 OTH VEH CYL CAPACITY>3000CC	424156	2943375	466732	3127543
870331 OTH VEH(DIESEL ENG)CYL-C-1500CC		63496		38816
870332 VEH(DIESEL ENG)CY-1500 -2500CC	16794	79496	31641	277907
870333 OTH VEH(DIESEL ENG)CAP>2500CC	10043	5226602	5406	1581509
870390 OTH M-CAR/M-VEH FOR PERSONS	20277	171500	96628	732822
870410 DUMPERS DESIGN FOR OFF-HIGHWAY	13787	710682	26768	676627
870421 OTH VEH(DIESEL ENG)NOT>5TONNES	538569	4958734	450892	5076309
870422 OTH VEH(DIESEL ENG)GVW-5-20TON	220086	2254797	223807	2100236
870423 OTH VEH(DIESEL)GVW >20 TONNES	3729	506960	1419	895164
870431 OT VEH SPARK-IGNITION NOT>5TON	174287	2547817	235804	1809651
870432 OT VEH (SP-IGN)GVW > 5 TONNES				3505
870490 OTH VEH FOR TRANSPORT GOODS		289		
870510 CRANE LORRIES	31041	85228	1058	707375
870520 MOBILE DRILLING DERRICKS		13821		
870530 FIRE FIGHTING VEHICLES		56376		72491

Contd.

10.11 Imports by Economic Categories (Detail)

(In Thousand Rupees)

ITEMS	Apr-14	FROM JUL-2013	Apr-14	FROM JUL-2012
870540 CONCRETE-MIXER LORRIES	27610	911438	38784	320659
870590 OTH SPECIAL PURPOSE MOTOR VEHL	1219413	2589130	222779	2900670
870710 BODIES/CABS FOR VEH-H-87.03	517	12883	334	2853
870790 BODIES OF VEH-H-87042190&.3190	10946	105332	5393	47439
870810 BUMPERS AND PARTS THEREOF	8455	65393	7572	77402
870821 OTH PART ACCE OF BODIES,SEATS	20359	107185	4883	45645
870829 OTH PART ACCE OF BODIES,CABS	421559	5010329	961072	6274363
870830 BRAKES&SERVO-BRAKES,PARTS VEH	22384	205049	20405	227448
870840 GEAR BOXES AND PARTS THEREOF	123162	634131	2426	30937
870850 DRIVE-AXLES WITH DIFFERENTIAL	22962	190158	38487	387076
870870 ROAD WHEELS&PARTS&ACCESSO	28377	196751	10241	118325
870880 SUSPENSION SYS,SHOCK-ABSORBERS	49530	572299	123663	817277
870891 RADIATORS & PARTS THEREOF VEH	14530	109829	14749	131259
870892 SILENCERS&EXHAUST PIPES,PARTS	289	3578	1656	3449
870893 CLUTCHES AND PARTS THEREOF	18673	115797	3779	80098
870894 STEERING WHEELS,CLUMNS,BOXES	22341	463558	24719	389682
870895 SAFETY AIRBAGS INFLATER SYSTEM			101	2038
870899 OTH PARTS FOR VEHICLES H-8701	276108	4070916	1059902	4047273
870911 WORK TRUCKS SELF-PROPEL ELECTR		7510	2910	2910
870919 OTH WORK TRUCK SELF PRO N-FITT		9774	874	9038
871000 TANKS,OTH ARMOUD FITGHING VEH				6266
871110 MOTORCYCLE CYL CAP-NOT>50CC	187	379		817
871120 M-CYCLE CYL CAPACITY- 50-250CC	303627	5091835	834579	6767862
871130 M-CYCLE CYL CAPACITY-250-500CC	232	141241		4723
871140 M-CYCLE CYL CAP-500-800CC	1967	30399		20304
871150 M-CYCLE CYL CAP EXCEEDIN-800CC	19980	50891	18375	35009
871190 OTH M-CYCLE(INCLUDING MOPEDS)	56233	886097		186
871200 BICYCLES,OTH DELIVERY TRICYCL	27182	312243	24291	265283
871310 INVALID CARRIAG NOT MECH PROPL	11226	119616	7835	98724
871390 OTH INVALID CARRIAG MOTORISED	361	13138	711	8379
871410 SADDLES OF MOTORCYCLES,MOPEDS	702346	4759667	421002	4490520
871420 PART ACCE INVALID CARRIAGES		498		113
871491 FRAMES,FORKS & PARTS THEREOF	2510	81844		1445
871492 WHEEL RIMS AND SPOKES	22	9845		5619
871493 HUBS,COAST BRAK HUB,FREE WHEL	5561	57223	5024	26522
871494 BRAK,COAST BRAK HUB,HUB BRAK	452	9265	1457	7147
871495 OTHER, SADDLES	884	19370	354	17472
871496 PEDALS,CRANK-GEAR,& PARTS THOF	590	8356	703	7128
871500 BABY CARRIAGES & PARTS THEREOF	14548	43253	2004	22736
871610 TRAILER,SEMI-TRALER CARVN TYPE		5703		175208
871620 SELF LOADING/UNLODING TRAL AGR		750		25433
871631 TAKER/SEMI TANKER TRAILERS	9898	56595		121326
871639 OTH TRAILER,SEMI TRAI FOR GOOD		18714		
871640 OTH TRAILERS & SEMI-TRAILERS		3302		
871680 OTH VEH NOT MECHANICALLY PROPL	9441	70809	3644	124906
871690 PARTS,TRAILER SEMI-TRAI H87.16	34564	85321	17855	67211
880100 GLIDERS AND HANG GLIDERS		874		1313
880212 HALICOPTER UNLADN WT>2000 KG			19033	19033
880220 AEROPLAN UNLADEN WT NOT>2000KG	1224	1836		
880230 AEROPLAN UNLADN W-2000-15000KG				1018538
880240 AEROPLAN UNLADN WT >15000KG	324715	1194952	93920	868281
880310 PROPELLERS,ROTORS & PATS THROF	64	7879		807
880320 UNDER CARRIAGES/PARTS THEREOF		2942	2445	7769
880330 OTH PARTS OF AEROPLANE/HELICOP	128792	3841305	64316	939295
880400 PARACHUTES AND ROTOCHUTES,PART		771		905
880521 AIR COMBAT SIMULATORS & PARTS		7066		
880529 OTH GROUND FLYING TRAINER PART		15443		818
890110 CRUISE SHIPS,BOATS FOR PERSONS				253505

Contd.

10.11 Imports by Economic Categories (Detail)

(In Thousand Rupees)

ITEMS	Apr-14	FROM JUL-2013	Apr-14	FROM JUL-2012
890190 OTH VESSELS FOR PERSONS/GOODS				429350
890310 INFLATABLE YATCHS,VESEL PLE/SPO	90	828		3321
890391 SAILBOATS,WITH/W-OUT AUX-MOTOR	1200	3055		956
890392 MOTORBOAT,O/THN OUTBOARD M-BO				7100
890399 OTH INFLTABLE YACHTS	220	3119		9790
890400 TUGS AND PUSHER CRAFT.				43
890510 DREDGERS				269737
890520 SUBMERSIBLE DRILLING PLATFORMS		46591		
890590 OTH LIGHT VESSELS,FLO-CRANES	579	579		
890690 OTHER VESSELS & LIFEBOATS				10846
890710 OTH FLOATING INFLATABLE RAFTS		84076		96
890790 OTH FLOATING STRUCTURES,TANKS		5748		1496
900490 OTH SPECT,GOGGLE&THE LIKE CORR	4200	109274	1779	43993
900510 BINOCULARS	84	4999		20706
900580 OTH ASTRONOMICAL INSTRUMENTS	54	4508		1622
900699 O-PART,AC P-GRAPHIC F-LIGH APP	107	1844	19	1844
900710 CINEMATOGRAPHIC CAMERAS				226
900720 CINEMATOGRAPH PROJECTOR.S-R/RE	2192	13692	301	2645
900791 PAR,ACC-CINEMATOGRAPHIC CAMERA	37	353	56	232
900792 PART,ACCE-CINEMATOGR PROJECTOR	1004	5815	6242	7817
900850 PROJECTORS,ENLARGERS&REDUCERS		3067	91	2933
900890 PARTS/ACCE OF IMAGE PROJECTORS		547	31	1664
901010 APPA,EQUI AUTOMATC DEVELO FILM	929	517232	3890	112331
901050 OTH APP EQU PHO-GRAPHIC LAB	1016	38628		24224
901060 PROJECTION SCREENS	3491	25025	4575	35957
901090 PART ACCE OF APP/EUIP H-90.10	324	8160	3411	11491
901110 STEREOSCOPIC MICROSCOPES	48	1547		4036
901120 OTH MICROSCOPE P-MICROGRAPHY	278	6693		16226
901180 OTHER MICROSCOPES	24673	163134	27437	122087
901190 PART,ACCE OF OPTCAL MICROSCOPE	494	52628	395	21574
901210 M-SCOPE O/THN OPTIC M-SCOP APP	948	16991	294	12495
901290 PART,ACC M-SCOPE O/THN OPTICAL	426	1389	4349	5954
901310 TELESCOPIC SIGHTS FITT TO ARMS	1291	1402	162	671
901320 LASERS OTHER THAN LASER DIODS		15909	515	3742
901380 OTH DEVICES APPLI&INSTRUMENTS	976	217725	16475	111425
901390 PARTS,ACCE OF SUB GROUP-90.13	24934	71972	967	41692
901410 DIRECTION FINDING COMPASSES	91	276		432
901420 INST/APPLI AERONAUTIC NAVIGATO		531	1597	10807
901480 OTH INS/APPLI(NAVIGATIONAL)	3901	6535	887	4886
901490 PART,ACCE OF SUB GROUP OF90.14	691	6741	2775	20988
901510 RANGEFINDERS	839	6286	478	1214
901520 THEODOLITES AND TACHEOMETERS	1253	12311	99	6458
901530 SURVEYING LEVELS	2045	12712	331	16401
901540 PH-GRAMMETRICAL SURVEY INS/APP				26
901580 OTH INS AND APPLIANC-SURVEYING	562568	3762476	210705	2333387
901590 PARTS&ACCE OF SURVEYING INSTRU	432	805526	61874	850423
901600 BALANCE SENSITIVITY 5CG/BETTER	1811	29067	1174	28027
901710 DRAFTING TABLE MACH W/NOT AUTO	4619	23101	1771	27497
901720 O-DRAWING MARK/MATH CALC INSTR	1504	29634	2975	36771
901730 MICROMETERS/CALLIPERS & GUAGES	3427	28025	2726	31624
901780 OTHER INSTRUMENTS	16892	127444	10449	61451
901790 PARTS/ACCE OF MEASURING INSTRU	2244	12168	1661	10936
901811 ELECTRO-CARDIOGRAPHS	5658	77306	2705	72772
901812 ULTRASONIC SCANNING APPARATUS	36981	189333	21053	345153
901813 MAGNETC RESONANCE IMAGING APPA	1699	723212	307127	1221389
901814 SCINTIGRAPHIC APPARATUS		51307		637
901819 OTH ELECTRO-DIAGNOSTIC APPARAT	109251	1402295	132039	2235707
901820 ULTRA VOILET/INFRA-RED RAY APP		2114		92

Contd.

10.11 Imports by Economic Categories (Detail)

(In Thousand Rupees)

ITEMS	Apr-14	FROM JUL-2013	Apr-14	FROM JUL-2012
901831 SYRINGES,WITH/WITHOUT NEEDLES	140997	1315377	127389	947900
901832 TUBULAR METAL NEEDLE/NEDL SUTU	20556	252695		284364
901839 OTH NEDLES,CATHERS,CANNULA	479448	3792192	367654	2894596
901841 DENTAL DRILL ENGINES,W/C-D-EQU	20	43		834
901849 OTH;INS/APPLI, DENTAL SCIENCE	4532	46749	3464	85152
901850 OTH,OPHTHALMIC INST&APPLIANCE	51739	315047	57719	635797
901890 OTH INSTRUMENT & APPLIANCE.	1237928	6515224	527219	4408385
901910 MECHANO-THERPY,MESSAGE/PSY APP	6720	220629	4285	152969
901920 OZONE,OXYGEN ,AEROSOL THERAPY,	64918	535823	26079	515777
902190 OTH;APP,WORN CARY,IMPL IN BODY	23309	363382	12821	225704
902212 COMPUTED TOMOGRAPHY APPARATUS	28707	873097		756885
902213 OTH X-RAY APPA FOR DENTAL USES	304	2070	688	1671
902214 OTH,X-RAY APP FOR MEDICAL SURG	51693	426076	8247	389318
902219 X-RAY APPA FOR OTHER USES	537	542629	89824	281954
902221 APP BASE ON ALP,BETA GAMA RADI	422	36269	4069	48594
902229 APP ALPHA-BE-GA RADI-OTHER USE	55558	78340	6988	218831
902230 X-RAY TUBES	12072	48775	7448	24640
902290 O-APP AL-B-G RADI INCL PA/ACCE	51065	246582	2724	157162
902300 APPA DESIGNED F-DEMANSTRATION	41710	510534	15240	517533
902410 MACH&APPLI FOR TESTING METALS	2425	59596	105	13905
902480 O-MACH-TESTING HARDNESS/STREN	27817	491796	13541	500380
902490 PARTS&ACC-HARD/STREN TEST MACH	5584	46268	5780	42336
902511 LIQUID-FILLED THERMOMETER/PYRO	7607	70371	4167	37093
902519 OTHER THERMOMETERS/PYROMETERS	5968	87053	8311	76691
902580 OTHER INSTRUMENTS	13816	236112	6306	124034
902590 PARTS ACCE INSTRUMENTS H-9025	3634	48092	4989	33755
902610 APP,MEASUR/CHECK FLOW/ LEVEL.	10445	173025	12136	84240
902620 APP, MEASUR/CHECK PRESSURE.	44993	507211	15677	289981
902680 OTH,APP,MEASUR VARIATION LIQ/G	306899	1671844	107621	1935069
902690 PARTS,ACCE OF SUB GROUP 90.26.	24696	291453	10753	132728
902710 GAS/SMOKE ANALYSIS APPARATUS.	12734	250389	6639	123694
902720 CHROMATOGRAPHS/ELECTROPHOR INS	63354	404271	16816	261539
902730 SPECTRO,SPECTROPHOT-METER RADI	5747	213549	29861	273620
902750 OTH,INS.USING OPTCAL RADIATION	27292	505937	32103	445365
902780 OTH,INST FOR PHYSICAL CHEM ANA	217296	1980940	122876	1553594
902790 MICROTOMES;PART ACCE APP-90.27	119418	474491	23511	254898
902810 GAS METERS	73958	563042	33353	97392
902820 LIQUID METERS	1067	27299	423	10102
902830 ELECTRICITY METERS	12096	95657	1965	222566
902890 PART,ACCE OF SUB GROUP 90.26	160016	1331089	21241	764971
902910 REVOL/PROD COUNTRS,TAXIMETERS,	1097	8141	61	11619
902920 SPEED INDICATORS/TACHOMETERS	11502	35041	3359	34601
902990 PARTS ACCE OF METERS-H-90.29	9585	115465	14875	117299

Contd.

10.11 Imports by Economic Categories (Detail)

(In Thousand Rupees)

ITEMS	Apr-14	FROM JUL-2013	Apr-14	FROM JUL-2012
903010 INS,MEASUR IONISING RADIATIONS	79769	180630		164178
903020 OSCILLOSCOPE&OSCILLOGRAPHS	3069	22041	463	21169
903031 O-INSTR MEASUR VOLTAGE,CURRENT	1543	28485	3169	50827
903032 MULTIMETER WITH RECORD DEVICE	1518	11674	275	7194
903033 O-METER WITH OUT RECOED DEVICE	14477	159380	15859	207572
903039 O-OSCILLOSCOPE W-RECOD DEVICE	1900	34365		7309
903040 OTH,INS,SPE DESI FOR TELECOMMU	4371	149087		226428
903082 OTH,INS,MEASUR SEMICONDUCTOR		5956		2938
903084 OTH,APPA,WITH RECORDING DEVIC	34	1572		5835
903089 OTH,INS,MEASUR ELECTRICAL QTY.	26119	254171	19026	203933
903090 PARTS ACCE OF SUB GROUP 90.30	1522	210209	7160	311296
903110 MACH BALANCING MECHNICAL PARTS	66	3628		11796
903120 TEST BENCHES	2677	146505		21426
903149 OTH,OPTICAL INS & APPLIACES.	2392	128338	11356	62966
903180 OTH,INS APPLIANCES & MACHINES.	130244	1586447	187800	1471986
903190 PART,ACCE OF ARTICLE H- 90.31	18930	136603	9999	200642
903210 THERMOSTAT	39181	332955	30268	457937
903220 MANOSTAT(PRESSURE REGULATORS)	1094	8979	1221	3573
903281 OTH,INS HYDRAULIC OR PNEUMATIC	2869	24605	1928	31056
903289 OTH,REGULATING,CONTROLLING INS	161908	1210440	101940	2059836
903290 PARTS,ACCE OF ARTICLE H- 90.32	15349	168774	15055	141515
940210 DENTISTS,BARBER CHAIRS, PARTS	2677	90978	3814	36504
940290 OTH;OPE TABLES,EXAM TABLE MECH	21390	326270	82537	423825
940560 ILLUMINATED SIGN,NAMPLATES,LIK	22337	34382	156	13261
940591 PARTS OF LAMP LIGHT FIT GLASS.	12781	71929	5009	54313
940599 OTH PARTS H-NO.94.05,N.E.S.	2855	41421	899	19595

10.12 Exports by Areas and Countries/Territories

(In Thousand Rupees)

COMMODITIES	MARCH, 2014	CUMULATIVE FROM JULY,2013	MARCH, 2013	CUMULATIVE FROM JULY,2012
GRAND TOTALS	223,104,151	1,990,557,271	209,240,797	1,732,179,939
LATIN AMERICA	341,441	2,309,888	274,944	2,241,407
Antigua and Barbuda		617		244
Aruba		1,235		2,299
Bahamas		778		6,066
Barbados	1,340	42,546	364	21,828
British Virgin Is.		221		
Cayman Islands	114	3,023		
Cuba	10,817	235,277	26,394	452,222
Dominica	443	443		
Dominican Republic	144,356	750,481	120,684	696,519
Grenada	1,198	10,138	10,608	20,686
Guadeloupe		40,334		11,267
Haiti	36,898	191,526	43,960	175,338
Jamaica	27,775	171,558	22,677	127,875
Martinique		40,807	6,251	22,078
Netherlands Antilles		378		2,143
Puerto Rico	22,304	270,694	25,426	383,932
St.Kitts and Nevis		247		
St. Lucia		13,465		9,657
St.Vincent/Grenadine		6,161		5,393
Trinidad and Tobago	96,197	529,851	18,579	303,785
US.Virgin Islands		107		76
CENTRAL AMERICA	1,547,638	12,562,988	1,639,685	11,874,240
Belize	284	2,229	9,651	14,725
Costa Rica	45,113	267,230	21,313	176,080
El Salvador	9,808	101,564	510	185,430
Guatemala	69,213	582,389	31,156	836,108
Honduras	52,918	223,779	25,994	294,541
Mexico	1,108,464	8,417,911	1,364,607	8,620,577
Nicaragua	165,577	2,049,675	126,567	787,509
Panama	96,261	918,211	59,887	959,270
SOUTH AMERICA	3,011,245	27,683,772	2,258,839	24,662,842
Argentina	531,991	4,495,185	449,890	4,143,096
Bolivia	2,819	45,400	3,582	47,782
Brazil	670,231	7,336,955	375,653	5,253,005
Chile	633,234	6,564,303	617,611	6,133,153
Colombia	474,723	3,983,374	339,191	3,242,128
Ecuador	154,126	857,172	43,783	492,648
Guyana	6,603	54,109	3,133	35,881
Paraguay	35,464	316,367	8,529	221,328
Peru	306,449	2,099,089	180,601	2,181,234
Suriname	25,429	78,068	8,258	40,174
Uruguay	98,972	1,080,115	144,869	1,397,583
Venezuela,Bolivar. R	71,203	773,635	83,738	1,474,831
NORTH AMERICA	35,477,747	311,033,024	31,091,463	277,839,724
Bermuda	32	4,235	146	8,105
Canada	2,172,099	19,162,284	1,693,846	15,817,017
Greenland		137		44
U.S.America	33,305,617	291,866,368	29,397,471	262,014,558

Contd.

10.12 Exports by Areas and Countries/Territories

(In Thousand Rupees)

COMMODITIES	MARCH, 2014	CUMULATIVE FROM JULY,2013	MARCH, 2013	CUMULATIVE FROM JULY,2012
EASTERN EUROPE	4,101,251	39,651,801	4,914,397	33,268,012
Belarus	4,245	44,941	1,197	25,892
Bulgaria	129,122	1,108,986	89,681	969,119
Czech Republic	308,311	2,538,943	213,552	1,859,067
Hungary	104,379	923,880	98,172	808,607
Poland	1,238,981	9,828,177	653,805	5,926,917
Republic of Moldova	1,426	24,991	994	21,775
Romania	211,048	2,119,504	122,140	1,678,662
Russian Federation	1,697,701	16,053,256	2,701,126	16,045,595
Slovakia/Slovak R.	37,119	270,776	47,221	619,137
Ukraine	368,918	6,738,346	986,508	5,313,241
NORTHERN EUROPE	18,675,211	159,286,431	15,931,686	127,111,408
Denmark	933,848	7,821,393	832,542	6,970,066
Estonia	246,105	2,030,530	169,250	2,264,913
Faeroe Islands		136		119
Finland	552,012	5,605,410	592,399	5,953,643
Iceland	5,871	13,298	1,872	14,658
Ireland	502,201	3,869,202	452,778	3,391,954
Latvia	210,191	1,775,729	173,857	1,355,793
Lithuania	445,939	4,188,294	290,705	3,130,633
Norway	569,171	4,214,867	418,560	3,305,274
Sweden	982,146	9,203,629	1,063,877	7,461,993
United Kingdom	14,227,726	120,563,945	11,935,845	93,262,362
SOUTHERN EUROPE	15,998,120	126,675,607	12,983,178	90,068,147
Albania	37,157	203,126	14,449	162,259
Andorra		143		
Bosnia & Herzegovina	1,087	6,093	233	4,295
Croatia	120,866	709,380	94,373	549,420
Fr.Yugoslav R.Macedo		1,138		
Gibraltar		632		1,226
Greece	644,421	5,161,735	578,617	3,565,337
Holy See		4,090		
Italy	6,853,705	52,157,463	5,954,592	37,342,210
Malta	70,345	507,252	18,877	154,856
Portugal	1,636,285	13,040,718	1,378,319	8,473,724
San Marino		179		179
Slovenia	422,046	3,425,818	132,244	1,755,114
Spain	6,198,423	51,223,074	4,756,468	37,636,826
Serbia	13,785	234,947	54,826	422,702
WESTERN EUROPE	24,863,274	222,895,975	21,590,499	166,707,318
Austria	190,454	1,626,939	135,446	1,161,488
Belgium	5,389,059	48,828,968	4,502,402	36,650,786
Europien Union				17,156
France	3,195,066	31,353,403	2,829,949	23,145,366
Germany	10,729,267	87,840,516	9,663,712	71,508,976
Liechtenstein		136		
Luxembourg		16,733		15,852
Monaco				266
Netherlands	5,260,878	52,304,056	4,332,268	33,319,106
Switzerland	98,551	925,223	126,723	888,321

Contd.

10.12 Exports by Areas and Countries/Territories

(In Thousand Rupees)

COMMODITIES	MARCH, 2014	CUMULATIVE FROM JULY,2013	MARCH, 2013	CUMULATIVE FROM JULY,2012
EASTERN AFRICA	7,667,447	68,448,321	6,542,950	54,405,889
B.Indian Ocean Terr.				102
Burundi		11,055	992	3,539
Comoros	291,975	2,573,374	50,884	1,882,465
Djibouti	491,139	3,122,488	668,464	3,233,347
Eritrea	15,644	43,884	4,744	34,300
Ethiopia	10,172	101,100	1,203	104,491
Kenya	2,431,806	23,390,005	1,679,422	15,105,441
Madagascar	780,461	12,474,901	559,673	6,027,088
Malawi	9,501	124,365	16,074	163,372
Mauritius	265,702	2,397,957	195,824	1,613,501
Mayotte		8,687		8,652
Mozambique	1,442,024	9,505,102	1,045,340	7,445,322
Reunion	100,072	620,159	36,368	254,475
Rwanda	31	25,890		19,262
Seychelles	24,265	183,708	14,449	190,721
Somalia	383,554	3,066,603	727,683	6,828,383
Uganda	7,379	90,659	19,749	325,395
U.R.of Tanzania	1,197,712	10,072,221	1,452,115	10,732,665
Zambia	934	52,551	1,636	32,982
Zimbabwe	215,077	583,613	68,330	400,389
MIDDLE AFRICA	440,287	5,816,810	1,031,273	4,816,830
Angola	269,710	2,677,644	254,031	2,247,965
Cameroon	96,280	1,432,531	719,841	1,890,021
Central African R.		5,609		
Chad		3,462		13,787
Congo, Republic of	14,735	75,100	8,460	144,184
D.R.of Congo	28,520	1,289,765	19,429	256,382
Equatorial G.(Ri.Mi)		112,493		60,141
Gabon	31,043	219,887	29,512	204,351
Sao Tome & Principe		317		
NORTHERN AFRICA	2,789,139	23,306,893	2,894,277	24,364,189
Algeria	326,582	2,813,492	197,901	2,370,778
Egypt(U.A.R.)	1,643,606	12,181,471	1,339,343	12,705,605
Libya	37,833	846,589	134,509	1,215,202
Morocco	149,299	1,301,710	124,513	1,325,739
Sudan	399,570	3,987,225	927,113	5,407,309
Tunisia	232,249	2,175,678	170,898	1,339,323
Western Sahara(Ri.De)		729		232
SOUTHERN AFRICA	2,674,654	24,031,401	3,065,537	21,325,443
Botswana	17,812	310,344	20,742	185,657
Lesotho	62,106	758,414	127,326	650,406
Namibia	7,396	74,314	7,805	91,020
South Africa	2,587,340	22,884,350	2,908,738	20,388,119
Swaziland		3,980	926	10,242
WESTERN AFRICA	2,116,401	26,787,732	2,255,196	19,416,512
Benin	885,165	6,335,974	430,117	3,878,063
Burkina Faso(Fr.Up.V)		1,356	322	13,695
Cape Verde		7,179	1,367	4,151
Co,te d,Ivoire(Fr.Iv)	42,643	4,545,286	477,788	1,367,371
Gambia	120,823	945,519	143,551	697,064
Ghana	206,153	1,063,382	46,669	678,293

Contd.

10.12 Exports by Areas and Countries/Territories

(In Thousand Rupees)

COMMODITIES	MARCH, 2014	CUMULATIVE FROM JULY,2013	MARCH, 2013	CUMULATIVE FROM JULY,2012
Guinea	5,945	3,038,320	10,959	1,132,845
Guinea-Bissau	49,936	153,639	8,646	611,365
Liberia	5,648	101,210	26,967	260,104
Mali		1,900		1,061
Mauritania	270,479	3,242,494	224,386	1,928,456
Niger		19,533		10,583
Nigeria	348,070	4,160,244	242,364	2,706,528
Senegal	70,916	533,745	360,964	3,608,407
Sierra Leone	63,851	1,333,001	202,336	1,636,973
Togo	46,772	1,304,951	78,760	881,554
EASTERN ASIA	32,617,349	293,069,005	32,005,383	253,370,690
China	23,674,897	199,863,878	23,453,219	188,417,829
Hong Kong S.A.Re.Chi	3,257,229	28,679,613	4,034,085	27,419,042
Japan	1,709,574	15,849,185	1,203,434	12,432,289
Korea D.P.Republic		7,210	313	6,805
Korea, Republic of	2,276,764	33,462,558	2,123,595	18,279,484
Macao.China	507	6,271	460	3,688
Mongolia	143	8,560	3,432	13,809
O.Asia(Tai.For.Pe.Ki	1,698,234	15,191,729	1,186,844	6,797,742
SOUTH-CENTRAL ASIA	28,100,170	261,974,001	33,778,439	250,542,804
Afghanistan	14,059,656	144,530,537	18,579,404	145,330,555
Bangladesh	6,983,027	56,475,424	7,582,399	51,103,478
Bhutan				47
India	4,101,928	34,536,393	2,991,591	22,768,381
Iran (Islamic R.)	686,138	4,052,726	660,619	7,576,149
Kazakstan	17,473	430,073	107,379	354,798
Kyrgyzstan/Kyrgyz R.		26,550	10,646	69,709
Maldives	108,069	688,100	95,578	485,026
Nepal	8,013	47,569	4,516	99,367
Sri Lanka	1,986,177	19,996,391	3,591,743	21,960,775
Tajikistan	84,872	753,600	77,341	286,223
Turkmenistan	23,377	140,794	24,611	153,355
Uzbekistan	41,439	295,844	52,613	354,943
SOUTH-EASTERN ASIA	8,508,877	74,742,172	9,803,447	72,837,775
Brunei Darussalam	5,650	29,604	4,938	36,928
Cambodia Fr.Kampuche	231,582	3,441,697	380,244	3,159,112
Timor Leste		416		
Indonesia	1,506,771	10,103,969	1,788,524	15,507,729
Lao People's D.R.	8,843	55,842	5,824	33,261
Malaysia	1,888,716	17,002,192	2,424,354	17,317,179
Myanmar	77,186	1,056,157	106,086	1,035,204
Philippines	835,075	8,175,585	600,785	4,029,574
Singapore	676,524	6,362,247	740,625	4,948,236
Thailand	1,157,773	8,462,907	1,116,361	7,411,146
Viet Nam	2,120,757	20,051,554	2,635,706	19,359,407
WESTERN ASIA	32,125,670	284,884,937	25,111,130	281,426,647
Armenia		7,232	797	4,898
Azerbaijan	99,822	3,388,911	345,990	1,289,027
Bahrain	762,810	8,223,681	519,119	5,155,531
Cyprus	97,985	304,305	30,023	252,496
Dubai				14,256
Georgia	49,102	668,726	64,631	609,280

Contd.

10.12 Exports by Areas and Countries/Territories

(In Thousand Rupees)

COMMODITIES	MARCH, 2014	CUMULATIVE FROM JULY,2013	MARCH, 2013	CUMULATIVE FROM JULY,2012
Iraq	255,969	2,179,176	211,876	1,977,649
Jordan	372,510	3,419,870	389,130	3,976,301
Kuwait	816,602	8,176,763	756,795	5,951,052
Lebanon	291,092	2,526,362	220,668	1,474,666
Oman	1,166,735	13,561,011	1,643,866	11,732,711
Qatar	734,794	6,227,800	676,897	5,516,067
Ras-ul-Khaimah				8
Saudi Arabia	4,657,283	37,916,574	5,044,686	34,563,448
Sharjah				1,235
Syrian Arab Republic	118,233	2,171,163	183,659	689,408
Turkey	3,544,354	31,408,743	3,092,644	25,477,753
United Arab Emirates	17,030,421	153,596,893	10,240,759	175,725,029
Yemen	2,127,960	11,107,726	1,689,589	7,015,835
AUSTRALIA AND NEW ZEALAND	2,036,714	25,178,949	2,030,570	15,626,988
Australia	1,668,992	22,075,456	1,698,072	12,712,140
Cocos (Keeling) Is.		284		
Heard/Mac Donald Is.				1,758
New Zealand	367,721	3,102,510	332,497	2,912,202
Norfolk Island		699		
US.Minor Outlying Is				888
MELANESIA	5,038	178,177	36,563	245,238
Fiji	2,834	142,049	35,780	189,466
New Caledonia	572	3,777		6,181
Papua New Guinea	1,525	27,035	783	47,827
Solomon Islands	106	106		1,764
Vanuatu		5,211		
MICRONESIA	332	2,467	1,342	4,707
Guam	136	2,271	1,342	3,594
Kiribati	196	196		
Micronesia,F.States				164
Palau(Fr.pacific Is)				950
POLYNESIA	6,145	36,919		23,127
American Samoa				9,498
Cook Islands		1,953		460
French Polynesia	2,792	12,343		10,782
Niue		16,442		
Pitcairn		1,303		
Samoa		1,525		316
Tonga	3,353	3,353		1,814
Tuvalu				258

10.12 Exports by Areas and Countries/Territories

(In Thousand Rupees)

COMMODITIES	APRIL, 2014	CUMULATIVE FROM JULY, 2013	APRIL, 2013	CUMULATIVE FROM JULY, 2012
GRAND TOTALS	185,909,401	2,176,466,672	209,142,190	1,941,322,129
LATIN AMERICA	204,728	2,514,616	296,533	2,537,940
Antigua and Barbuda		617	454	698
Aruba		1,235		2,299
Bahamas		778		6,066
Barbados	7,521	50,067	1,140	22,968
British Virgin Is.		221		
Cayman Islands	1,246	4,269	494	494
Cuba	9,270	244,547	104,202	556,424
Dominica		443		
Dominican Republic	56,029	806,510	61,021	757,540
Grenada	1,868	12,006	2,918	23,604
Guadeloupe		40,334		11,267
Haiti	30,838	222,364	46,699	222,037
Jamaica	14,991	186,550	18,693	146,568
Martinique	7,035	47,841	6,454	28,532
Netherlands Antilles	89	467		2,143
Puerto Rico	16,938	287,632	39,763	423,694
St. Kitts and Nevis		247		
St. Lucia	11,210	24,675	2,494	12,151
St. Vincent/Grenadine	574	6,735		5,393
Trinidad and Tobago	47,117	576,969	12,201	315,986
US. Virgin Islands		107		76
CENTRAL AMERICA	1,134,966	13,697,953	1,708,023	13,582,263
Belize	2,817	5,045	139	14,864
Costa Rica	29,462	296,692	30,661	206,740
El Salvador	16,914	118,477	16,921	202,351
Guatemala	50,271	632,660	89,526	925,634
Honduras	58,798	282,577	22,596	317,137
Mexico	833,196	9,251,107	1,325,198	9,945,776
Nicaragua	52,830	2,102,505	158,455	945,964
Panama	90,678	1,008,890	64,527	1,023,797
SOUTH AMERICA	2,729,555	30,413,327	3,222,943	27,885,785
Argentina	553,908	5,049,092	552,638	4,695,734
Bolivia	5,774	51,174	20,578	68,360
Brazil	556,074	7,893,029	710,511	5,963,516
Chile	604,728	7,169,031	644,908	6,778,060
Colombia	469,338	4,452,712	619,272	3,861,401
Ecuador	69,306	926,477	66,082	558,730
Guyana	2,701	56,810	4,220	40,101
Paraguay	100,087	416,454	37,775	259,103
Peru	271,793	2,370,882	233,160	2,414,394
Suriname	247	78,314	7,527	47,701
Uruguay	54,811	1,134,926	187,422	1,585,004
Venezuela, Bolivar. R	40,789	814,424	138,850	1,613,681
NORTH AMERICA	28,493,321	339,526,345	32,346,985	310,186,709
Bermuda	752	4,987	78	8,183
Canada	1,656,973	20,819,257	1,992,360	17,809,376
Greenland		137		44

Contd.

10.12 Exports by Areas and Countries/Territories

(In Thousand Rupees)

COMMODITIES	APRIL, 2014	CUMULATIVE FROM JULY, 2013	APRIL, 2013	CUMULATIVE FROM JULY, 2012
U.S.America	26,835,596	318,701,964	30,354,547	292,369,106
EASTERN EUROPE	3,116,502	42,768,302	3,587,117	36,855,130
Belarus	2,285	47,226	11,765	37,657
Bulgaria	234,669	1,343,655	71,173	1,040,292
Czech Republic	276,388	2,815,331	313,004	2,172,071
Hungary	125,131	1,049,011	101,342	909,949
Poland	1,118,880	10,947,058	593,109	6,520,026
Republic of Moldova	9,086	34,078	3,673	25,448
Romania	124,233	2,243,737	174,887	1,853,549
Russian Federation	941,320	16,994,576	1,797,150	17,842,744
Slovakia/Slovak R.	37,137	307,913	20,677	639,814
Ukraine	247,372	6,985,718	500,338	5,813,579
NORTHERN EUROPE	16,952,532	176,238,963	13,758,778	140,870,187
Denmark	789,793	8,611,186	670,252	7,640,318
Estonia	214,748	2,245,278	155,812	2,420,724
Faeroe Islands		136		119
Finland	360,015	5,965,425	480,432	6,434,075
Iceland	2,669	15,967	110	14,768
Ireland	375,701	4,244,903	441,527	3,833,482
Latvia	201,670	1,977,400	187,493	1,543,286
Lithuania	381,154	4,569,447	476,141	3,606,774
Norway	420,575	4,635,442	309,169	3,614,443
Sweden	1,010,087	10,213,716	779,838	8,241,830
United Kingdom	13,196,120	133,760,065	10,258,006	103,520,368
SOUTHERN EUROPE	15,138,509	141,814,116	12,683,926	102,752,073
Albania	39,217	242,342	36,538	198,798
Andorra		143		
Bosnia & Herzegovina		6,093	315	4,609
Croatia	124,008	833,388	86,103	635,522
Fr.Yugoslav R.Macedo	704	1,842		
Gibraltar		632		1,226
Greece	550,995	5,712,730	387,809	3,953,146
Holy See		4,090		
Italy	5,716,548	57,874,011	5,098,698	42,440,908
Malta	86,481	593,733	28,511	183,366
Portugal	1,465,764	14,506,482	1,614,341	10,088,065
San Marino				179
Slovenia	478,990	3,904,808	197,244	1,952,357
Spain	6,659,762	57,882,836	5,217,474	42,854,300
Serbia	16,040	250,987	16,894	439,595
WESTERN EUROPE	22,319,497	245,215,473	19,708,675	186,415,993
Austria	202,248	1,829,187	215,630	1,377,119
Belgium	5,131,748	53,960,716	4,105,688	40,756,474
Europien Union				17,156
France	3,194,316	34,547,719	3,146,700	26,292,066
Germany	8,834,082	96,674,598	8,339,316	79,848,292
Liechtenstein		136		
Luxembourg	48	16,782		15,852
Monaco				266

Contd.

10.12 Exports by Areas and Countries/Territories

(In Thousand Rupees)

COMMODITIES	APRIL, 2014	CUMULATIVE FROM JULY,2013	APRIL, 2013	CUMULATIVE FROM JULY,2012
Netherlands	4,820,690	57,124,746	3,810,499	37,129,605
Switzerland	136,364	1,061,588	90,841	979,162
EASTERN AFRICA	4,582,304	73,030,625	6,544,423	60,950,312
B.Indian Ocean Terr.				102
Burundi	5,065	16,120		3,539
Comoros	228,359	2,801,732	61,412	1,943,878
Djibouti	197,219	3,319,707	696,887	3,930,233
Eritrea	3,867	47,751	3,349	37,649
Ethiopia	6,654	107,754	8,783	113,274
Kenya	1,812,564	25,202,568	2,623,770	17,729,210
Madagascar	275,017	12,749,918	584,403	6,611,490
Malawi	11,187	135,552	15,121	178,493
Mauritius	262,973	2,660,930	188,560	1,802,061
Mayotte	22,749	31,435		8,652
Mozambique	529,465	10,034,567	743,662	8,188,984
Reunion	39,416	659,574	69,315	323,790
Rwanda	924	26,815	308	19,570
Seychelles	31,538	215,246	14,552	205,273
Somalia	196,663	3,263,265	732,721	7,561,104
Uganda	7,184	97,843	17,986	343,381
U.R.of Tanzania	817,170	10,889,391	756,576	11,489,241
Zambia	4,624	57,175	3,629	36,611
Zimbabwe	129,668	713,281	23,389	423,777
MIDDLE AFRICA	436,756	6,253,566	627,720	5,444,550
Angola	222,300	2,899,944	199,509	2,447,474
Cameroon	112,378	1,544,909	187,151	2,077,172
Central African R.		5,609		
Chad		3,462	660	14,447
Congo, Republic of	20,042	95,142	8,182	152,366
D.R.of Congo	47,859	1,337,624	218,013	474,395
Equatorial G.(Ri.Mi)		112,493		60,141
Gabon	34,177	254,064	14,204	218,555
Sao Tome & Principe		317		
NORTHERN AFRICA	3,115,835	26,422,728	3,381,398	27,745,586
Algeria	488,596	3,302,088	237,447	2,608,225
Egypt(U.A.R.)	1,422,521	13,603,992	1,485,921	14,191,527
Libya	71,292	917,881	109,013	1,324,215
Morocco	159,698	1,461,408	248,052	1,573,791
Sudan	710,548	4,697,773	1,006,419	6,413,728
Tunisia	263,181	2,438,859	294,546	1,633,869
Western Sahara(Ri.De)		729		232
SOUTHERN AFRICA	2,391,332	26,422,733	2,325,931	23,651,374
Botswana	34,967	345,311	25,802	211,459
Lesotho	21,916	780,330	80,249	730,656
Namibia	11,783	86,097	28,297	119,317
South Africa	2,321,817	25,206,166	2,191,519	22,579,637
Swaziland	850	4,829	64	10,305
WESTERN AFRICA	2,636,143	29,423,876	4,965,791	24,382,304
Benin	211,926	6,547,899	705,600	4,583,663

Contd.

10.12 Exports by Areas and Countries/Territories

(In Thousand Rupees)

COMMODITIES	APRIL, 2014	CUMULATIVE FROM JULY, 2013	APRIL, 2013	CUMULATIVE FROM JULY, 2012
Burkina Faso(Fr.Up.V	7,432	8,788		13,695
Cape Verde		7,179		4,151
Co,te d,Ivoire(Fr.Iv	43,726	4,589,012	1,658,916	3,026,287
Gambia	160,882	1,106,401	257,925	954,989
Ghana	422,980	1,486,362	86,747	765,040
Guinea	3,892	3,042,212	339,530	1,472,376
Guinea-Bissau	222,280	375,918	6,234	617,600
Liberia	4,488	105,698	64,952	325,055
Mali	270	2,170	795	1,856
Mauritania	464,017	3,706,511	267,872	2,196,328
Niger	6,723	26,255		10,583
Nigeria	854,045	5,014,290	388,416	3,094,945
Senegal	54,918	588,663	219,860	3,828,266
Sierra Leone	80,354	1,413,355	760,440	2,397,413
Togo	98,212	1,403,163	208,503	1,090,058
EASTERN ASIA	27,074,066	320,143,071	29,438,048	282,808,738
China	17,355,617	217,219,495	21,809,460	210,227,289
Hong Kong S.A.Re.Chi	2,907,673	31,587,286	3,748,728	31,167,770
Japan	1,455,430	17,304,615	1,309,343	13,741,633
Korea D.P.Republic		7,210		6,805
Korea, Republic of	3,762,724	37,225,282	1,840,871	20,120,355
Macao.China	1,609	7,880	294	3,983
Mongolia	2,841	11,401	2,971	16,780
O.Asia(Tai.For.Pe.Ki	1,588,173	16,779,902	726,382	7,524,124
SOUTH-CENTRAL ASIA	23,773,922	285,747,923	36,059,896	286,602,700
Afghanistan	12,600,116	157,130,654	21,150,182	166,480,736
Bangladesh	5,587,985	62,063,408	6,734,998	57,838,477
Bhutan				47
India	2,283,236	36,819,629	3,378,328	26,146,709
Iran (Islamic R.)	448,433	4,501,159	714,126	8,290,275
Kazakstan	28,679	458,751	82,704	437,502
Kyrgyzstan/Kyrgyz R.	11,237	37,787	981	70,690
Maldives	52,328	740,428	50,118	535,144
Nepal	5,367	52,936	4,040	103,408
Sri Lanka	2,704,050	22,700,441	3,851,199	25,811,975
Tajikistan	18,258	771,858	53,623	339,846
Turkmenistan	20,250	161,044	34,469	187,825
Uzbekistan	13,984	309,828	5,126	360,069
SOUTH-EASTERN ASIA	8,543,076	83,285,248	8,057,574	80,895,349
Brunei Darussalam	4,326	33,930	3,677	40,605
Cambodia Fr.Kampuche	307,476	3,749,173	454,142	3,613,254
Timor Leste		416		
Indonesia	1,214,289	11,318,258	1,566,650	17,074,378
Lao People's D.R.	5,515	61,357	406	33,667
Malaysia	1,986,124	18,988,316	2,118,750	19,435,929
Myanmar	110,831	1,166,988	63,964	1,099,168
Philippines	985,271	9,160,855	610,213	4,639,787
Singapore	559,222	6,921,469	665,602	5,613,838
Thailand	1,206,316	9,669,223	765,718	8,176,864

Contd.

10.12 Exports by Areas and Countries/Territories

(In Thousand Rupees)

COMMODITIES	APRIL, 2014	CUMULATIVE FROM JULY,2013	APRIL, 2013	CUMULATIVE FROM JULY,2012
Viet Nam	2,163,707	22,215,262	1,808,451	21,167,858
WESTERN ASIA	21,631,558	306,516,495	28,540,821	309,967,469
Armenia		7,232		4,898
Azerbaijan	63,315	3,452,226	481,534	1,770,561
Bahrain	616,221	8,839,902	834,943	5,990,473
Cyprus	22,729	327,034	44,119	296,615
Dubai				14,256
Georgia	30,331	699,057	33,133	642,413
Iraq	262,292	2,441,469	182,142	2,159,791
Jordan	454,308	3,874,178	928,083	4,904,384
Kuwait	590,530	8,767,293	863,117	6,814,169
Lebanon	229,600	2,755,963	201,009	1,675,674
Oman	1,562,139	15,123,150	1,539,531	13,272,242
Qatar	598,130	6,825,930	656,429	6,172,496
Ras-ul-Khaimah				8
Saudi Arabia	3,921,332	41,837,906	4,830,831	39,394,279
Sharjah				1,235
Syrian Arab Republic	201,460	2,372,623	174,040	863,448
Turkey	3,235,964	34,644,707	3,835,179	29,312,932
United Arab Emirates	8,790,694	162,387,586	11,945,201	187,670,230
Yemen	1,052,513	12,160,239	1,991,529	9,007,365
AUSTRALIA AND NEW ZEALAND	1,614,753	26,793,701	1,862,825	17,489,814
Australia	1,315,501	23,390,957	1,506,269	14,218,409
Cocos (Keeling) Is.		284		
Heard/Mac Donald Is.				1,758
New Zealand	298,118	3,400,628	356,557	3,268,758
Norfolk Island	1,134	1,832		
US.Minor Outlying Is				888
MELANESIA	19,178	197,356	23,778	269,016
Fiji	16,493	158,542	16,318	205,784
New Caledonia	1,620	5,398		6,181
Papua New Guinea	965	28,000	7,461	55,287
Solomon Islands		106		1,764
Vanuatu	99	5,310		
MICRONESIA	798	3,264	513	5,221
Guam	798	3,068		3,594
Kiribati		196		
Micronesia,F.States			513	677
Palau(Fr.pacific Is)				950
POLYNESIA	71	36,991	489	23,617
American Samoa	71	71		9,498
Cook Islands		1,953		460
French Polynesia		12,343	489	11,272
Niue		16,442		
Pitcairn		1,303		
Samoa		1,525		316
Tonga		3,353		1,814
Tuvalu				258

10.13 Re-exports by Areas and Countries/Territories

(In Thousand Rupees)

COMMODITIES	MARCH, 2014	CUMULATIVE FROM JULY,2013	MARCH, 2013	CUMULATIVE FROM JULY,2012
GRAND TOTALS	2,577,099	7,899,100	32,805	4,237,766
CENTRAL AMERICA	795	795		
Mexico	795	795		
SOUTH AMERICA	9,618	24,121		819
Argentina		1,559		771
Brazil		10		48
Colombia	9,092	9,621		
Ecuador		12,406		
Peru	526	526		
NORTH AMERICA	71,142	784,980	10,683	242,426
Canada	13,291	20,162		8,124
St.Pierre & Miquelon		254		
U.S.America	57,851	764,563	10,683	234,301
EASTERN EUROPE	20,711	241,567		47,565
Bulgaria	1,288	3,446		
Czech Republic	19,159	19,667		
Hungary		74,747		42,706
Poland	264	142,951		4,860
Romania		10		
Russian Federation		727		
Ukraine		19		
NORTHERN EUROPE	38,051	127,417		802,365
Denmark	133	12,088		1,448
Finland	111	1,759		787
Ireland		8,047		842
Norway	11,203	12,330		1,360
Sweden	6,081	27,008		7,039
United Kingdom	20,522	66,185		790,888
SOUTHERN EUROPE	17,316	137,757		93,381
Italy	17,274	97,410		90,732
Portugal		13		
Spain	42	40,335		2,649
WESTERN EUROPE	1,108,217	1,775,047		944,398
Austria	24	602		615
Belgium		3,588		50,315
France	920,720	1,097,302		315,314
Germany	120,386	474,750		391,573
Luxembourg		21,516		
Netherlands	63,242	123,668		119,100
Switzerland	3,844	53,621		67,482
EASTERN AFRICA	942	7,867		4,713
Djibouti				4,713
Ethiopia		6,925		
Uganda	942	942		
MIDDLE AFRICA		1,051		472
Cameroon				472
Congo, Republic of		1,051		
NORTHERN AFRICA	2,879	3,781		10,307
Egypt(U.A.R.)	2,879	3,781		9,720
Tunisia				587

Contd.

10.13 Re-exports by Areas and Countries/Territories

(In Thousand Rupees)

COMMODITIES	MARCH, 2014	CUMULATIVE FROM JULY,2013	MARCH, 2013	CUMULATIVE FROM JULY,2012
SOUTHERN AFRICA	465	807		1,367
South Africa	465	805		1,367
Swaziland		2		
WESTERN AFRICA		434		3
Ghana				3
Mauritania		415		
Senegal		19		
EASTERN ASIA	356,120	1,193,291	414	806,777
China	244,243	593,000	414	96,134
Hong Kong S.A.Re.Chi	37,080	345,331		172,883
Japan	67,653	167,015		528,062
Korea D.P.Republic				1
Korea, Republic of	2,853	65,318		3,291
O.Asia(Tai.For.Pe.Ki	4,290	22,627		6,405
SOUTH-CENTRAL ASIA	49,936	156,292	105	81,486
Afghanistan		17,945		15,765
Bangladesh	307	14,882		279
India	49,550	118,821		34,230
Iran (Islamic R.)				30,957
Kazakstan		86		
Kyrgyzstan/Kyrgyz R.		743		
Sri Lanka		3,736	105	255
Tajikistan	79	79		
SOUTH-EASTERN ASIA	144,510	644,665		359,670
Indonesia	735	7,423		2
Malaysia	21,570	80,470		65,652
Philippines	2,138	8,738		9,306
Singapore	97,708	452,223		261,502
Thailand	22,359	55,202		23,208
Viet Nam		40,609		
WESTERN ASIA	756,283	2,788,779	21,603	839,796
Azerbaijan	209	10,242		
Bahrain	52	13,711		12,138
Iraq	640	44,218		
Jordan		101,832		124
Kuwait	28,946	40,110		1,401
Oman	88	124,637		5,512
Qatar	96	11,528		14,618
Saudi Arabia	5,962	22,645		79,882
Turkey	2,272	11,634		2,617
United Arab Emirates	672,091	2,301,890	21,603	719,208
Yemen	45,925	106,332		4,296
AUSTRALIA AND NEW ZEALAND	115	10,449		2,221
Australia	115	10,449		2,221

10.13 Re-exports by Areas and Countries/Territories

(In Thousand Rupees)

COMMODITIES	APRIL, 2014	CUMULATIVE FROM JULY,2013	APRIL, 2013	CUMULATIVE FROM JULY,2012
GRAND TOTALS	2,396,766	10,295,866	298,811	4,536,577
CENTRAL AMERICA		795		
Mexico		795		
SOUTH AMERICA	1,285	25,407		819
Argentina	176	1,735		771
Brazil	309	318		48
Colombia	548	10,169		
Ecuador		12,406		
Peru		526		
Venezuela,Bolivar. R	252	252		
NORTH AMERICA	47,201	832,180	11,884	254,309
Canada	3,060	23,222	1,095	9,220
St.Pierre & Miquelon		254		
U.S.America	44,141	808,704	10,788	245,090
EASTERN EUROPE	13,568	255,135	286,673	334,238
Bulgaria	1,608	5,054		
Czech Republic		19,667		
Hungary		74,747		42,706
Poland		142,951	286,673	291,532
Romania		10		
Russian Federation	11,960	12,687		
Ukraine		19		
NORTHERN EUROPE	180,233	307,650		802,365
Denmark	123	12,211		1,448
Finland		1,759		787
Ireland		8,047		842
Norway	680	13,011		1,360
Sweden	20	27,028		7,039
United Kingdom	179,409	245,594		790,888
SOUTHERN EUROPE	4,191	141,948		93,381
Italy	1,626	99,035		90,732
Portugal		13		
Slovenia	418	418		
Spain	2,147	42,482		2,649
WESTERN EUROPE	522,057	2,297,103	176	944,574
Austria	899	1,501		615
Belgium	4,946	8,534	78	50,393
France	26,726	1,124,027		315,314
Germany	79,221	553,971	98	391,670
Luxembourg		21,516		
Netherlands	409,936	533,604		119,100
Switzerland	329	53,950		67,482
EASTERN AFRICA	47	7,914		4,713
Djibouti				4,713
Ethiopia		6,925		
Seychelles	47	47		
Uganda		942		
MIDDLE AFRICA	537	1,588		472
Cameroon				472
Congo, Republic of	537	1,588		
NORTHERN AFRICA	6,069	9,850		10,307

Contd.

10.13 Re-exports by Areas and Countries/Territories

(In Thousand Rupees)

COMMODITIES	APRIL, 2014	CUMULATIVE FROM JULY,2013	APRIL, 2013	CUMULATIVE FROM JULY,2012
Algeria	33	33		
Egypt(U.A.R.)	6,036	9,816		9,720
Tunisia				587
SOUTHERN AFRICA	878	1,685		1,367
South Africa	878	1,683		1,367
Swaziland		2		
WESTERN AFRICA		434		3
Ghana				3
Mauritania		415		
Senegal		19		
EASTERN ASIA	891,496	2,084,787		806,777
China	38,705	631,705		96,134
Hong Kong S.A.Re.Chi	804,415	1,149,746		172,883
Japan	45,336	212,351		528,062
Korea D.P.Republic				1
Korea, Republic of	3,017	68,335		3,291
O.Asia(Tai.For.Pe.Ki	23	22,650		6,405
SOUTH-CENTRAL ASIA	19,592	175,884		81,486
Afghanistan		17,945		15,765
Bangladesh	8,938	23,820		279
India	9,249	128,070		34,230
Iran (Islamic R.)				30,957
Kazakstan		86		
Kyrgyzstan/Kyrgyz R.		743		
Sri Lanka	1,405	5,141		255
Tajikistan		79		
SOUTH-EASTERN ASIA	80,824	725,489		359,670
Indonesia		7,423		2
Malaysia	3,659	84,129		65,652
Philippines	450	9,188		9,306
Singapore	66,745	518,967		261,502
Thailand	9,970	65,172		23,208
Viet Nam		40,609		
WESTERN ASIA	628,694	3,417,473	78	839,875
Azerbaijan		10,242		
Bahrain	22,243	35,953		12,138
Georgia	1,466	1,466		
Iraq		44,218		
Jordan		101,832		124
Kuwait	17,517	57,628		1,401
Oman	1,632	126,269		5,512
Qatar		11,528		14,618
Saudi Arabia	8,597	31,242	78	79,961
Turkey	2,568	14,202		2,617
United Arab Emirates	574,672	2,876,562		719,208
Yemen		106,332		4,296
AUSTRALIA AND NEW ZEALAND		10,449		2,221
Australia		10,449		2,221
MELANESIA	95	95		
Papua New Guinea	95	95		

10.14 Imports by Areas and Countries / Territories

(In Thousand Rupees)

TERRITORIES/COUNTRIES	MAR,2014	CUMULATIVE FROM JULY,2013	MAR,2013	CUMULATIVE FROM JULY,2012
GRAND TOTALS	362,608,819	3,448,369,935	361,585,009	3,149,713,109
LATIN AMERICA	43,200	206,096	31,087	835,773
Anguilla		8		
Aruba		25		
Bahamas	103	6,375	1	2,207
Barbados		2,157	688	2,734
British Virgin Is.	9	8,630		159,472
Cayman Islands		478	849	13,366
Cuba	93	23,403	168	23,586
Dominica		3,536		1,876
Dominican Republic	5,205	23,464	2,583	11,084
Grenada		6		279
Guadeloupe		2	3,095	3,095
Haiti		224		545
Jamaica	4,085	13,203	18	10,008
Martinique				48
Montserrat		1,338		382
Netherlands Antilles	21	7,291	13	119,748
Puerto Rico	24,310	68,434	22,476	470,717
St.Kitts and Nevis		118	16	16
Trinidad and Tobago	5,017	42,529	1,178	10,862
Turks & Caicos Is.	1,973	1,973		2,972
US.Virgin Islands	2,383	2,903		2,776
CENTRAL AMERICA	468,169	3,699,896	255,319	3,638,511
Belize	1,137	127,643	1,161	321,704
Costa Rica	24,404	57,640	998	13,726
El Salvador		2,490	25	488
French West Indies		1,932	7	2,035
Guatemala	79,365	420,584	69,420	549,597
Honduras		18,897	966	9,405
Mexico	362,974	3,064,846	182,741	1,952,727
Nicaragua	289	782		
Panama		5,082		788,829
SOUTH AMERICA	5,596,795	22,618,588	2,090,561	23,823,069
Argentina	4,371,877	10,615,560	429,551	6,106,721
Bolivia	175	1,260	131,658	136,654
Bouvet Island	479	564	17	2,481
Brazil	841,381	8,441,235	1,446,640	14,787,776
Chile	198,301	2,844,108	37,529	1,535,261
Colombia	12,021	95,984	4,951	50,324
Ecuador		45,761		4,551
Falkland Is.Malvinas		19		275
French Guiana	12	13	35	8,709
Guyana		55,297		2,140
Paraguay	144,537	149,459		535
Peru	18,976	178,755	20,579	97,880
S.Georgia S.Sandw.Is		5,155	6	4,432
Suriname		3,593		56,041
Uruguay	8,997	181,052	15,716	1,018,897
Venezuela,Bolivar. R	40	773	3,877	10,391
NORTH AMERICA	20,099,257	155,856,815	14,414,717	125,588,382
Bermuda		702		4,296

Contd.

10.14 Imports by Areas and Countries / Territories

(In Thousand Rupees)

TERRITORIES/COUNTRIES	MAR,2014	CUMULATIVE FROM JULY,2013	MAR,2013	CUMULATIVE FROM JULY,2012
Canada	2,286,302	11,501,318	966,806	10,139,747
Greenland		225		21,536
St.Pierre & Miquelon		25,567		11,199
U.S.America	17,812,955	144,329,004	13,447,911	115,411,604
EASTERN EUROPE	5,433,252	64,096,223	4,203,915	40,708,626
Belarus	101,564	1,763,405	153,203	2,136,617
Bulgaria	155,521	1,122,483	48,310	1,328,393
Czech Republic	487,371	2,107,679	315,876	1,629,262
Hungary	469,869	2,633,899	139,937	1,731,882
Poland	667,560	4,279,572	433,619	3,918,989
Republic of Moldova	123,214	772,537		
Romania	168,340	7,300,331	211,815	3,719,595
Russian Federation	2,243,489	19,441,039	2,570,415	20,148,684
Slovakia/Slovak R.	640,703	3,010,545	251,956	1,729,177
Ukraine	375,622	21,664,732	78,784	4,366,028
NORTHERN EUROPE	8,802,702	88,973,055	9,506,527	105,161,691
Denmark	1,150,298	15,363,010	3,270,398	20,195,076
Estonia	6,942	174,209	9,725	4,285,165
Faeroe Islands	470	1,297		
Finland	574,175	4,489,810	432,127	3,523,499
Iceland	885	75,286	414	20,520
Ireland	265,605	3,582,742	234,237	3,224,891
Latvia	32,943	320,432	14,871	114,929
Lithuania	16,448	2,505,077	19,411	1,267,737
Norway	179,638	988,040	36,280	2,495,395
Svalbard/Jan May.Is.		64		69
Sweden	1,810,848	17,169,295	1,399,634	14,713,596
United Kingdom	4,764,450	44,303,791	4,089,429	55,320,812
SOUTHERN EUROPE	5,778,321	57,787,937	5,892,877	50,861,452
Albania		4,757		4,859
Andorra		4		
Bosnia & Herzegovina	2,449	10,638	16	1,123
Croatia	4,665	16,673	667	40,084
Fr.Yugoslav R.Macedo		8,106		
Gibraltar	693	2,471	323	2,593
Greece	63,876	1,861,183	117,729	3,862,812
Holy See		926		386
Italy	4,099,785	37,555,018	3,146,850	31,108,610
Malta		16,128		25,994
Portugal	106,136	1,061,311	108,111	940,986
San Marino		4,492		
Slovenia	26,527	192,409	235,399	887,831
Spain	1,069,356	14,205,932	1,855,334	12,022,531
Serbia	404,832	2,847,886	428,449	1,963,642
WESTERN EUROPE	24,735,327	229,852,121	20,462,249	183,341,427
Austria	709,386	8,673,324	863,976	6,970,892
Belgium	1,748,183	17,433,314	1,244,483	15,062,190
Europien Union	3,749,632	31,212,210	1,592,754	12,416,294
France	4,097,548	28,925,164	2,231,940	31,968,487
Germany	8,628,902	96,309,228	10,325,858	80,266,025
Liechtenstein		2,870		2,773
Luxembourg	264,800	896,943	62,482	587,131

Contd.

10.14 Imports by Areas and Countries / Territories

(In Thousand Rupees)

TERRITORIES/COUNTRIES	MAR,2014	CUMULATIVE FROM JULY,2013	MAR,2013	CUMULATIVE FROM JULY,2012
Monaco		725,579		576
Netherlands	2,103,905	22,344,994	1,664,847	18,102,843
Switzerland	3,432,971	23,328,495	2,475,909	17,964,217
EASTERN AFRICA	3,977,297	31,468,892	3,850,872	32,814,049
B.Indian Ocean Terr.			188	283
Burundi	112,239	726,002	75,001	894,282
Comoros	579,649	633,449		58,328
Djibouti	12,840	96,465	13,416	107,029
Eritrea		8,077	2,359	4,251
Ethiopia	263,107	2,548,883	586,776	2,869,027
Kenya	2,138,837	18,832,346	2,649,311	19,591,708
Madagascar	5,706	368,503	17,010	254,890
Malawi	42,355	253,587	19,292	237,745
Mauritius	7,850	1,634,914	6,880	1,678,176
Mayotte		3,903		7,324
Mozambique	2,450	39,193		289,581
Reunion		84,231		44,079
Rwanda	185,759	1,177,155	173,236	1,435,163
Somalia	47,639	506,484	74,086	340,630
Uganda	79,774	614,217	69,643	629,296
U.R.of Tanzania	186,654	686,087	82,089	1,100,684
Zambia	294,265	3,062,816	81,584	3,113,916
Zimbabwe	18,173	192,580		157,657
MIDDLE AFRICA	25,931	282,150	9,313	163,170
Angola		13,227		43,801
Cameroon	22,360	53,751	2,573	27,840
Central African R.		2,440		9,888
Chad	37	163,582	34	22,914
Congo, Republic of	3,533	28,864	4,406	32,114
D.R.of Congo		9,941		2,816
Equatorial G.(Ri.Mi)		82		90
Gabon		8,863	2,300	23,259
Sao Tome & Principe		1,401		447
NORTHERN AFRICA	2,699,892	26,366,198	3,435,570	35,702,273
Algeria	2,267	41,772		68,886
Egypt(U.A.R.)	759,654	8,023,559	498,225	9,297,056
Libya	19,770	49,522	41	161
Morocco	1,866,540	17,463,065	2,874,827	25,066,121
Sudan	7,455	174,096	22,374	344,975
Tunisia	44,205	613,810	40,103	925,074
Western Sahara(Ri.De)		375		
SOUTHERN AFRICA	3,827,007	21,978,159	2,231,864	21,503,751
Botswana		9,656	31	3,129
Canary Islands	6	2,158		
French Southern Terr				292
Lesotho		3,211		666
Namibia	62,848	121,085	14,506	26,362
South Africa	3,707,505	20,997,378	2,110,203	20,353,518
Swaziland	56,647	844,670	107,124	1,119,784
WESTERN AFRICA	175,381	2,062,031	1,422,652	4,534,933
Benin		8,877	243	16,516
Burkina Faso(Fr.Up.V)		1,335		

Contd.

10.14 Imports by Areas and Countries / Territories

(In Thousand Rupees)

TERRITORIES/COUNTRIES	MAR,2014	CUMULATIVE FROM JULY,2013	MAR,2013	CUMULATIVE FROM JULY,2012
Cape Verde		1,009		21,759
Co,te d,Ivoire(Fr.Iv	1,205	127,975	968	57,770
Gambia	79	413		3,400
Ghana	19,362	249,957	27,900	280,420
Guinea		37,432	6,388	20,448
Guinea-Bissau	4,332	8,428		
Liberia	590	1,065		260,872
Mali		158,490	23,294	23,904
Mauritania		3,928	912,312	932,192
Niger		5,571		1,522
Nigeria	5,304	489,274	396,313	2,214,089
Senegal	144,381	760,491	44,697	485,994
Sierra Leone	27	21,001	7,859	102,224
St. Helena		2,812		
Togo	102	183,972	2,678	113,822
EASTERN ASIA	92,825,018	796,473,365	77,148,323	706,068,598
China	59,794,504	565,358,005	43,226,103	469,292,339
Hong Kong S.A.Re.Chi	929,919	8,294,727	772,552	8,375,788
Japan	21,444,414	137,385,790	21,989,041	141,426,463
Korea D.P.Republic	262,285	3,013,049	429,296	3,669,803
Korea, Republic of	4,970,302	51,535,685	8,159,828	60,745,078
Macao.China	1,914	2,488	140	3,404
Mongolia		1,310		860
O.Asia(Tai.For.Pe.Ki	5,421,680	30,882,311	2,571,363	22,554,863
SOUTH-CENTRAL ASIA	28,897,245	219,497,254	25,189,015	178,904,325
Afghanistan	3,430,066	27,770,491	2,489,925	20,387,933
Bangladesh	795,928	4,558,811	435,038	4,432,354
Bhutan		165		1,635
India	22,799,193	167,520,200	20,507,489	134,915,377
Iran (Islamic R.)	1,126,798	13,186,480	1,076,944	12,418,788
Kazakstan	37,834	242,939	3,112	123,655
Kyrgyzstan/Kyrgyz R.		4,210	8,649	8,753
Maldives		2,074		8,879
Nepal	11,892	54,739	1,972	70,753
Sri Lanka	561,655	4,847,866	632,055	5,759,600
Tajikistan	1,097	6,361	13	42,841
Turkmenistan	129,955	1,254,187	33,599	688,108
Uzbekistan	2,828	48,733	219	45,650
SOUTH-EASTERN ASIA	45,347,085	360,228,837	42,127,738	360,442,780
Brunei Darussalam		756		36
Cambodia Fr.Kampuche	931	53,384	1,036	16,553
Timor Leste				256
Indonesia	11,412,461	105,070,020	11,027,028	96,228,696
Lao People's D.R.		9,089		
Malaysia	12,467,543	134,654,406	14,303,424	152,513,214
Myanmar	221,081	997,205	113,930	1,622,317
Philippines	231,762	2,502,403	288,454	2,316,380
Singapore	14,522,870	56,991,417	9,046,415	52,152,552
Thailand	5,629,437	50,578,065	6,762,498	48,328,145
Viet Nam	861,000	9,372,092	584,953	7,264,632

Contd.

10.14 Imports by Areas and Countries / Territories

(In Thousand Rupees)

TERRITORIES/COUNTRIES	MAR,2014	CUMULATIVE FROM JULY,2013	MAR,2013	CUMULATIVE FROM JULY,2012
WESTERN ASIA	109,125,052	1,339,234,873	143,228,756	1,207,320,740
Armenia		118	1,782	2,210
Bahrain	252,585	9,487,177	1,277,490	6,587,261
Cyprus	7,458	85,256	11,891	105,475
Dubai				4,268
Georgia	9,249	21,949		23,649
Iraq	55,275	431,933	16,656	176,805
Jordan	400,928	1,581,864	247,932	997,812
Kuwait	13,641,830	256,839,930	29,678,352	280,999,103
Lebanon	32,805	255,050	5,791	251,842
Oman	9,274,675	117,891,671	606,038	56,585,105
Qatar	1,304,397	15,087,458	668,879	21,050,803
Ras-ul-Khaimah				4,864
Saudi Arabia	34,304,565	335,081,998	33,080,921	246,048,775
Syrian Arab Republic		79,375	5,636	57,077
Turkey	1,579,408	13,208,052	1,310,834	10,972,242
United Arab Emirates	48,241,612	588,976,350	76,290,619	583,242,634
Yemen	20,265	206,691	25,935	210,814
AUSTRALIA AND NEW ZEALAND	4,746,643	27,559,061	6,068,630	68,194,508
Australia	4,233,370	24,034,019	5,783,273	65,070,357
Christmas Islands	1,821	23,197		39,667
Cocos (Keeling) Is.	5	10,886	1	7,328
Heard/Mac Donald Is.		1,530		1,566
New Zealand	510,177	3,466,399	278,576	2,999,840
Norfolk Island		10,488	5,361	5,361
US.Minor Outlying Is	1,270	12,542	1,419	70,390
MELANESIA	724	59,367	2,975	13,753
Fiji		124		3,154
New Caledonia				76
Papua New Guinea		1,275		4,129
Solomon Islands	724	52,334	2,887	2,962
Vanuatu		5,635	88	3,433
MICRONESIA		14,054	11,983	39,502
Guam				45
Kiribati		28	11,636	17,938
Marshall Islands		8,086		3,666
Micronesia,F.States		3,994		60
Nauru				13,734
Northern Mariana Is.		1,943		58
Palau(Fr.pacific Is)		3	348	4,001
POLYNESIA	4,521	54,961	64	51,796
American Samoa		33,183	58	44,126
Cook Islands		812		984
French Polynesia		1,349		1,186
Johnston Island	2,969	5,893	6	6
Pitcairn		11,529		1
Samoa				193
Tokelau	1,552	1,607		4,113
Tonga		322		
Tuvalu		265		1,187

10.14 Imports by Areas and Countries / Territories

(In Thousand Rupees)				
TERRITORIES/COUNTRIES	APRIL,2014	CUMULATIVE FROM JULY,2013	APRIL,2013	CUMULATIVE FROM JULY,2012
GRAND TOTALS	395,104,712	3,843,474,647	384,277,101	3,533,990,210
LATIN AMERICA	35,645	241,741	67,664	903,437
Anguilla		8		
Aruba		25		
Bahamas		6,375		2,207
Barbados		2,157	25	2,759
British Virgin Is.	423	9,053	5	159,477
Cayman Islands		478	547	13,913
Cuba		23,403		23,586
Dominica		3,536		1,876
Dominican Republic	1,738	25,201		11,084
Grenada	386	392		279
Guadeloupe		2		3,095
Haiti	1	226		545
Jamaica	1,663	14,866	8,577	18,586
Martinique				48
Montserrat	86	1,424		382
Netherlands Antilles	756	8,046	2,408	122,155
Puerto Rico	19,556	87,990	49,155	519,872
St.Kitts and Nevis		118		16
St.Vincent/Grenadine			506	506
Trinidad and Tobago	11,035	53,564	6,176	17,038
Turks & Caicos Is.		1,973	265	3,237
US.Virgin Islands		2,903		2,776
CENTRAL AMERICA	530,078	4,229,974	342,313	3,980,824
Belize	264	127,907	963	322,667
Costa Rica	3,998	61,638	2,157	15,883
El Salvador		2,490		488
French West Indies		1,932		2,035
Guatemala	91,913	512,497	44,787	594,385
Honduras	1,778	20,675	177	9,581
Mexico	432,105	3,496,951	290,466	2,243,193
Nicaragua		782		
Panama	20	5,102	3,763	792,592
SOUTH AMERICA	4,547,456	27,166,044	2,003,209	25,826,277
Argentina	3,343,276	13,958,836	1,039,433	7,146,154
Bolivia		1,260		136,654
Bouvet Island		564	374	2,856
Brazil	906,679	9,347,914	856,209	15,643,985
Chile	235,592	3,079,700	89,174	1,624,435
Colombia	12,545	108,529	783	51,107
Ecuador	562	46,323		4,551
Falkland Is.Malvinas		19		275
French Guiana	252	265		8,709
Guyana	1,765	57,061	2,725	4,865
Paraguay	565	150,024	3	538
Peru	10,415	189,170	9,738	107,619
S.Georgia S.Sandw.Is	19,448	24,603		4,432
Suriname		3,593		56,041
Uruguay	16,357	197,409	4,769	1,023,666
Venezuela,Bolivar. R		773		10,391
NORTH AMERICA	16,872,405	172,729,220	15,993,707	141,582,089
Bermuda	71	772		4,296
Canada	2,109,939	13,611,257	1,220,784	11,360,531

Contd.

10.14 Imports by Areas and Countries / Territories

(In Thousand Rupees)				
TERRITORIES/COUNTRIES	APRIL,2014	CUMULATIVE FROM JULY,2013	APRIL,2013	CUMULATIVE FROM JULY,2012
Greenland		225		21,536
St.Pierre & Miquelon		25,567		11,199
U.S.America	14,762,395	159,091,399	14,772,924	130,184,528
EASTERN EUROPE	4,098,627	68,194,850	5,597,028	46,305,654
Belarus	295,028	2,058,433	44,467	2,181,084
Bulgaria	144,653	1,267,136	122,222	1,450,615
Czech Republic	260,794	2,368,473	127,406	1,756,669
Hungary	295,619	2,929,519	162,360	1,894,243
Poland	546,145	4,825,717	440,375	4,359,364
Republic of Moldova	159,389	931,925		
Romania	208,196	7,508,527	195,082	3,914,677
Russian Federation	1,247,621	20,688,660	3,225,969	23,374,653
Slovakia/Slovak R.	370,745	3,381,290	229,010	1,958,187
Ukraine	570,437	22,235,169	1,050,137	5,416,164
NORTHERN EUROPE	7,958,506	96,931,561	9,145,698	114,307,389
Denmark	804,781	16,167,792	2,922,567	23,117,643
Estonia	21,887	196,096	12,465	4,297,630
Faeroe Islands		1,297		
Finland	451,099	4,940,908	396,544	3,920,043
Iceland	109	75,396	1,991	22,511
Ireland	426,519	4,009,261	284,579	3,509,470
Latvia	76,865	397,298	18,952	133,881
Lithuania	26,454	2,531,532	27,157	1,294,894
Norway	113,303	1,101,343	88,447	2,583,842
Svalbard/Jan May.Is.	571	635		69
Sweden	1,666,762	18,836,057	1,062,645	15,776,241
United Kingdom	4,370,155	48,673,946	4,330,351	59,651,163
SOUTHERN EUROPE	6,759,939	64,547,876	4,738,952	55,600,403
Albania	23	4,779		4,859
Andorra		4	302	302
Bosnia & Herzegovina	7,615	18,253	143	1,266
Croatia	3,514	20,187	271	40,354
Fr.Yugoslav R.Macedo	356	8,463		
Gibraltar	117	2,588		2,593
Greece	53,317	1,914,500	98,646	3,961,459
Holy See		926		386
Italy	4,542,347	42,097,365	3,506,653	34,615,263
Malta	41	16,169	2	25,995
Portugal	130,920	1,192,232	86,640	1,027,626
San Marino	6,628	11,120		
Slovenia	6,947	199,356	103,562	991,393
Spain	1,370,347	15,576,279	861,779	12,884,309
Serbia	637,768	3,485,654	80,955	2,044,597
WESTERN EUROPE	28,115,848	257,967,969	26,716,788	210,058,216
Austria	795,455	9,468,780	850,028	7,820,920
Belgium	3,154,803	20,588,116	1,243,797	16,305,987
Europien Union	4,128,432	35,340,643	1,699,548	14,115,842
France	3,400,522	32,325,687	2,304,476	34,272,963
Germany	9,185,815	105,495,044	15,895,932	96,161,957
Liechtenstein	369	3,239		2,773
Luxembourg	269,005	1,165,948	56,238	643,369
Monaco		725,579		576
Netherlands	2,115,918	24,460,912	2,805,249	20,908,091
Switzerland	5,065,529	28,394,023	1,861,520	19,825,737

Contd.

10.14 Imports by Areas and Countries / Territories

(In Thousand Rupees)				
TERRITORIES/COUNTRIES	APRIL,2014	CUMULATIVE FROM JULY,2013	APRIL,2013	CUMULATIVE FROM JULY,2012
EASTERN AFRICA	3,424,334	34,893,226	2,706,300	35,520,350
B.Indian Ocean Terr.				283
Burundi	94,761	820,763	91,213	985,495
Comoros		633,449	4,215	62,544
Djibouti	18,665	115,130	6,493	113,522
Eritrea	1,660	9,737		4,251
Ethiopia	334,245	2,883,128	197,509	3,066,535
Kenya	1,988,368	20,820,714	1,872,172	21,463,880
Madagascar	3,396	371,899	11,741	266,631
Malawi	5,690	259,278	13,370	251,115
Mauritius	18,524	1,653,437	3,085	1,681,261
Mayotte		3,903		7,324
Mozambique	7,492	46,684		289,581
Reunion	6,835	91,066		44,079
Rwanda	137,715	1,314,870	164,817	1,599,980
Somalia	106,470	612,953	39,694	380,324
Uganda	54,757	668,974	87,270	716,566
U.R.of Tanzania	102,336	788,423	22,638	1,123,322
Zambia	508,466	3,571,282	156,121	3,270,037
Zimbabwe	34,954	227,534	35,963	193,620
MIDDLE AFRICA	14,291	296,441	83,655	246,824
Angola		13,227	26,817	70,619
Cameroon	11,388	65,138	3,329	31,168
Central African R.	319	2,759	13	9,900
Chad	47	163,629	49,422	72,336
Congo, Republic of	2,143	31,007	4,068	36,182
D.R.of Congo	394	10,335	6	2,822
Equatorial G.(Ri.Mi)		82		90
Gabon		8,863		23,259
Sao Tome & Principe		1,401		447
NORTHERN AFRICA	7,113,362	33,479,561	4,077,407	39,779,680
Algeria	3,920	45,692		68,886
Egypt(U.A.R.)	1,824,347	9,847,906	1,214,519	10,511,575
Libya	3,430,756	3,480,278		161
Morocco	1,671,254	19,134,319	2,820,119	27,886,239
Sudan	71,831	245,926	15,100	360,076
Tunisia	111,255	725,065	27,669	952,743
Western Sahara(Ri.De		375		
SOUTHERN AFRICA	4,744,884	26,723,043	3,863,216	25,366,968
Botswana		9,656		3,129
Canary Islands		2,158		
French Southern Terr			132	425
Lesotho		3,211		666
Namibia	30,163	151,248	6,255	32,617
South Africa	4,684,403	25,681,781	2,957,761	23,311,279
Swaziland	30,318	874,988	899,068	2,018,852
WESTERN AFRICA	395,575	2,457,607	591,496	5,126,429
Benin		8,877		16,516
Burkina Faso(Fr.Up.V	15,687	17,022		
Cape Verde		1,009		21,759
Co,te d,Ivoire(Fr.Iv	7,959	135,935	54	57,824
Gambia		413	161	3,561
Ghana	25,656	275,613	37,518	317,939
Guinea	11,247	48,680	5,563	26,011

Contd.

10.14 Imports by Areas and Countries / Territories

(In Thousand Rupees)				
TERRITORIES/COUNTRIES	APRIL,2014	CUMULATIVE FROM JULY,2013	APRIL,2013	CUMULATIVE FROM JULY,2012
Guinea-Bissau		8,428		
Liberia		1,065		260,872
Mali	85,178	243,668	51,189	75,093
Mauritania		3,928		932,192
Niger		5,571		1,522
Nigeria	210,012	699,287	333,276	2,547,365
Senegal	34,363	794,854	139,040	625,034
Sierra Leone		21,001	3,415	105,639
St. Helena		2,812		
Togo	5,472	189,445	21,280	135,102
EASTERN ASIA	100,157,318	896,630,683	79,018,808	785,087,406
China	70,921,158	636,279,163	47,882,644	517,174,984
Hong Kong S.A.Re.Chi	981,043	9,275,770	1,264,493	9,640,281
Japan	18,461,840	155,847,630	21,231,973	162,658,435
Korea D.P.Republic	388,950	3,401,999	439,775	4,109,578
Korea, Republic of	5,453,193	56,988,878	5,131,044	65,876,122
Macao.China	689	3,177		3,404
Mongolia		1,310		860
O.Asia(Tai.For.Pe.Ki	3,950,445	34,832,756	3,068,880	25,623,743
SOUTH-CENTRAL ASIA	20,449,776	239,947,030	20,965,346	199,869,672
Afghanistan	2,788,698	30,559,189	2,254,805	22,642,738
Bangladesh	671,740	5,230,550	306,686	4,739,039
Bhutan		165	113	1,748
India	15,113,346	182,633,546	16,870,317	151,785,695
Iran (Islamic R.)	1,288,445	14,474,925	659,643	13,078,431
Kazakstan	34,865	277,805	74,925	198,580
Kyrgyzstan/Kyrgyz R.	723	4,932		8,753
Maldives		2,074		8,879
Nepal	5,971	60,710	5,695	76,448
Sri Lanka	521,498	5,369,364	686,803	6,446,402
Tajikistan		6,361		42,841
Turkmenistan	22,098	1,276,285	105,172	793,280
Uzbekistan	2,392	51,126	1,189	46,839
SOUTH-EASTERN ASIA	62,242,151	422,470,988	51,929,170	412,371,950
Brunei Darussalam		756		36
Cambodia Fr.Kampuche	1,464	54,848	3,287	19,840
Timor Leste				256
Indonesia	19,250,695	124,320,715	11,781,552	108,010,248
Lao People's D.R.		9,089		
Malaysia	12,043,636	146,698,042	15,822,847	168,336,061
Myanmar	234,258	1,231,463	65,666	1,687,983
Philippines	313,441	2,815,844	322,696	2,639,076
Singapore	23,734,133	80,725,550	15,896,543	68,049,095
Thailand	5,448,686	56,026,751	7,245,279	55,573,424
Viet Nam	1,215,838	10,587,929	791,300	8,055,932
WESTERN ASIA	125,046,410	1,464,281,284	153,250,376	1,360,571,116
Armenia	11,571	11,689	2,101	4,311
Azerbaijan	1,882	1,882	5,037	5,037
Bahrain	834,938	10,322,115	659,422	7,246,683
Cyprus	16,753	102,009	32,470	137,944
Dubai				4,268
Georgia	232,012	253,961		23,649
Iraq	126,630	558,563	30,792	207,598
Jordan	329,131	1,910,995	198,514	1,196,326

Contd.

10.14 Imports by Areas and Countries / Territories

(In Thousand Rupees)

TERRITORIES/COUNTRIES	APRIL,2014	CUMULATIVE FROM JULY,2013	APRIL,2013	CUMULATIVE FROM JULY,2012
Kuwait	29,705,164	286,545,095	30,860,769	311,859,872
Lebanon	24,478	279,528	34,154	285,996
Oman	2,950,038	120,841,710	1,502,426	58,087,531
Qatar	1,007,723	16,095,182	1,141,632	22,192,435
Ras-ul-Khaimah				4,864
Saudi Arabia	38,951,507	374,033,505	27,438,993	273,487,768
Syrian Arab Republic		79,375	10	57,087
Turkey	1,356,453	14,564,505	1,150,534	12,122,776
United Arab Emirates	49,489,027	638,465,377	90,193,524	673,436,159
Yemen	9,101	215,792		210,814
AUSTRALIA AND NEW ZEALAND	2,580,308	30,139,369	1,878,684	70,073,192
Australia	2,211,772	26,245,791	1,182,525	66,252,882
Christmas Islands	448	23,645	173	39,839
Cocos (Keeling) Is.	706	11,592	188	7,516
Heard/Mac Donald Is.	39	1,569		1,566
New Zealand	366,560	3,832,959	690,988	3,690,828
Norfolk Island		10,488	4,317	9,677
US.Minor Outlying Is	782	13,324	493	70,883
MELANESIA		59,367	1,301,858	1,315,611
Fiji		124	30	3,184
New Caledonia			1,292,084	1,292,160
Papua New Guinea		1,275		4,129
Solomon Islands		52,334		2,962
Vanuatu		5,635	9,743	13,176
MICRONESIA		14,054	190	39,692
Guam				45
Kiribati		28		17,938
Marshall Islands		8,086		3,666
Micronesia,F.States		3,994		60
Nauru			79	13,813
Northern Mariana Is.		1,943	111	169
Palau(Fr.pacific Is)		3		4,001
POLYNESIA	17,798	72,759	5,235	57,031
American Samoa	17,344	50,527	4,425	48,552
Cook Islands		812	1	985
French Polynesia		1,349		1,186
Johnston Island	454	6,347	3	9
Pitcairn		11,529	194	195
Samoa				193
Tokelau		1,607		4,113
Tonga		322	611	611
Tuvalu		265		1,187

10.15 Re-imports by Areas and Countries / Territories

(In Thousand Rupees)

TERRITORIES/COUNTRIES	MAR,2014	CUMULATIVE FROM JULY,2013	MAR,2013	CUMULATIVE FROM JULY,2012
GRAND TOTALS	22,275	44,652		
NORTH AMERICA	14,984	14,984		
Canada	14,984	14,984		
SOUTHERN EUROPE	6,533	6,533		
Spain	6,533	6,533		
WESTERN EUROPE	12	12		
Germany	12	12		
EASTERN ASIA	1	21,464		
China		21,463		
Japan	1	1		
SOUTH-CENTRAL ASIA	245	697		
Afghanistan		452		
India	245	245		
SOUTH-EASTERN ASIA	500	500		
Singapore	500	500		
WESTERN ASIA		462		
United Arab Emirates		462		

10.15 Re-imports by Areas and Countries / Territories

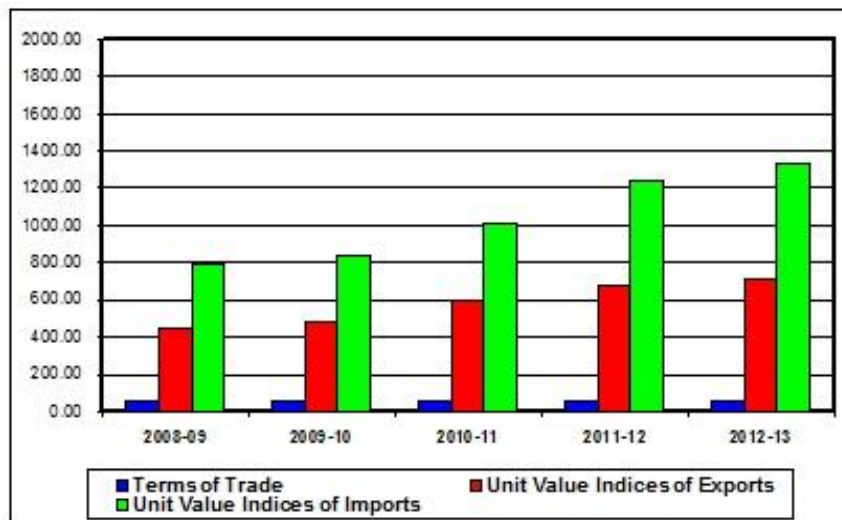
(In Thousand Rupees)

TERRITORIES/COUNTRIES	APRIL,2014	CUMULATIVE FROM JULY,2013	APRIL,2013	CUMULATIVE FROM JULY,2012
GRAND TOTALS	113,486		158,138	
NORTH AMERICA			14,984	
Canada			14,984	
SOUTHERN EUROPE			6,533	
Spain			6,533	
WESTERN EUROPE			12	
Germany			12	
EASTERN ASIA	10		21,474	
China			21,463	
Japan	10		11	
SOUTH-CENTRAL ASIA			697	
Afghanistan			452	
India			245	
SOUTH-EASTERN ASIA	113,404		113,904	
Indonesia	4,684		4,684	
Singapore	108,721		109,221	
WESTERN ASIA	72		534	
Turkey	34		34	
United Arab Emirates	37		500	

10.16 Annual and Quarterly Terms of Trade and Unit Value Indices of Exports and Imports (1990-91=100)

Year/ Quarter	Terms of Trade	Unit Value Indices of Exports	Unit Value Indices of Imports
2008-09	56.95	450.40	790.82
2009-10	56.94	478.07	839.60
2010-11	58.55	593.19	1013.10
2011-12	55.08	679.44	1233.49
2012-13	53.81	715.45	1329.56
2008-09 Jul-Sep	49.17	450.22	915.58
Oct-Dec	55.59	458.24	824.28
Jan-Mar	65.30	455.65	697.82
Apr-Jun	60.30	437.50	725.58
2009-10 Jul-Sep	55.02	443.19	805.47
Oct-Dec	56.94	469.13	823.90
Jan-Mar	55.84	477.73	855.55
Apr-Jun	59.79	522.21	873.47
2010-11 Jul-Sep	59.91	552.97	923.01
Oct-Dec	60.25	584.51	970.12
Jan-Mar	57.34	596.46	1040.23
Apr-Jun	57.08	638.81	1119.05
2011-12 Jul-Sep	56.28	653.84	1161.73
Oct-Dec	54.96	673.48	1225.37
Jan-Mar	54.95	680.39	1238.16
Apr-Jun	54.26	710.06	1308.71
2012-13 Jul-Sep	53.94	684.66	1269.28
Oct-Dec	53.43	709.08	1327.23
Jan-Mar	53.91	728.42	1351.28
Apr-Jun	53.97	739.63	1370.44
2013-14 Jul-Sep	54.54	745.76	1367.33
Oct-Dec	54.61	745.57	1365.33
Jan-Mar*	54.80	771.50	1407.91

* Provisional



10.17 Index Numbers of Unit Values of Exports by Groups (1990-91=100)

Year /Quarter	All groups	Food and Live animals	Beverages & Tobacco	Crude materials inedible except fuels	Mineral fuels & Lubricants	Chemicals	Manufactured goods	Machinery & Transport equipment	Misc. Manufactured articles
2008-09	450.40	758.42	431.15	494.08	840.28	480.24	387.90	806.33	442.64
2009-10	478.07	693.35	629.08	573.05	1115.54	534.75	411.00	988.72	498.40
2010-11	593.19	747.72	804.61	647.55	1333.56	620.91	559.56	1286.13	558.25
2011-12	679.44	800.09	935.29	848.74	1500.63	739.66	641.15	1517.96	650.31
2012-13	715.45	884.48	1052.54	958.74	1615.08	876.11	689.62	1603.48	657.15
2008-09 Jul-Sep	450.22	928.19	320.79	470.50	1369.95	483.69	368.89	617.42	399.54
Oct-Dec	458.24	772.78	376.60	519.78	597.53	496.07	402.26	809.01	443.30
Jan-Mar	455.65	699.82	497.28	500.80	654.45	464.32	394.21	872.47	468.45
Apr-Jun	437.50	632.88	529.91	485.22	739.20	476.88	386.22	926.41	459.28
2009-10 Jul-Sep	443.19	672.35	556.03	486.35	892.44	516.63	376.84	964.28	466.51
Oct-Dec	469.13	661.15	614.82	552.41	1109.46	525.84	405.99	988.25	506.57
Jan-Mar	477.73	743.32	656.33	625.80	1191.09	527.21	398.59	1001.10	507.76
Apr-Jun	522.21	696.57	689.14	627.65	1269.18	569.30	462.58	1004.25	512.74
2010-11 Jul-Sep	552.97	711.81	719.61	634.81	1330.51	571.93	504.00	1168.32	533.66
Oct-Dec	584.51	751.75	790.66	636.36	1351.72	592.57	548.28	1263.12	543.21
Jan-Mar	596.46	755.41	850.66	639.27	1297.10	651.58	575.38	1317.01	545.45
Apr-Jun	638.81	771.90	857.51	679.75	1354.90	667.54	610.58	1396.06	610.67
2011-12 Jul-Sep	653.84	803.38	897.76	758.78	1429.38	678.24	617.90	1431.44	635.65
Oct-Dec	673.48	780.21	923.77	818.80	1492.20	714.47	645.22	1523.11	645.05
Jan-Mar	680.39	787.46	953.20	904.77	1528.82	766.15	648.83	1549.50	652.21
Apr-Jun	710.06	829.32	966.43	912.66	1552.12	799.77	652.65	1567.78	668.31
2012-13 Jul-Sep	684.66	867.43	999.22	924.18	1562.79	809.02	656.98	1584.13	636.74
Oct-Dec	709.08	869.95	1036.60	944.56	1653.04	851.48	685.86	1590.79	658.79
Jan-Mar	728.42	899.09	1086.12	982.32	1620.06	921.14	705.07	1618.96	666.01
Apr-Jun	739.63	901.46	1088.20	983.88	1624.41	922.80	710.57	1620.03	667.06
2013-14 Jul-Sep	745.46	919.57	1098.87	1017.68	1634.63	934.11	713.43	1624.52	674.82
Oct-Dec	745.57	952.49	1154.15	1023.78	1640.93	928.01	698.36	1631.05	723.57
Jan-Mar*	771.50	970.48	1164.01	1042.41	1659.59	941.60	719.23	1664.20	729.32

* Provisional

10.18 Index Numbers of Unit Values of Imports by Groups (1990-91=100)

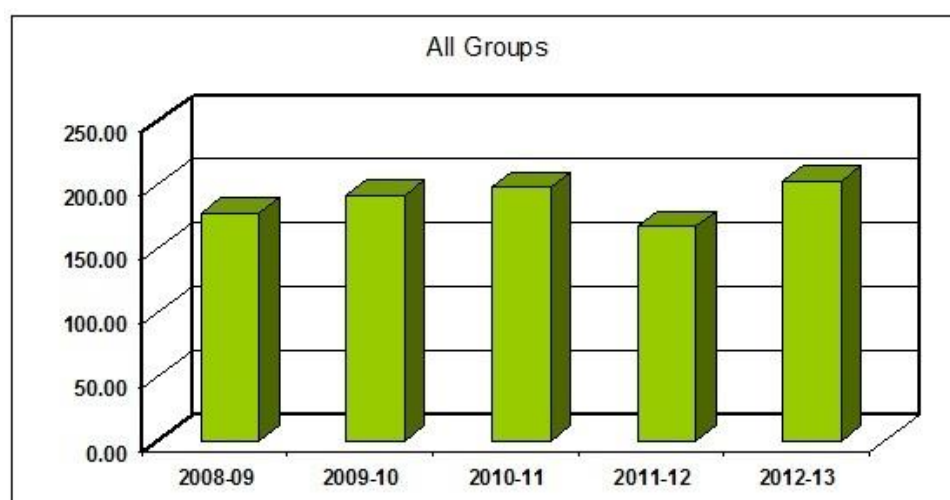
Year/Quarter	All groups	Food and Live animals	Beverages & Tobacco	Crude materials inedible except fuels	Mineral fuels & Lubricants	Animal or Veg. oils & Fats	Chemicals	Manufactured goods	Machinery & Transport equipment	Misc. manufactured articles
2008-09	790.82	622.23	884.26	613.16	982.09	793.22	659.24	559.24	897.86	763.29
2009-10	839.60	689.76	961.43	677.43	975.40	881.02	725.54	612.77	965.15	964.44
2010-11	1013.10	743.82	1060.35	803.59	1255.86	1005.72	796.89	747.32	1183.62	1174.99
2011-12	1233.49	791.79	1230.10	881.00	1651.93	1240.29	897.56	823.33	1407.29	1274.46
2012-13	1329.56	802.28	1339.47	995.65	1720.77	1103.29	994.50	887.02	1738.91	1342.66
2008-09 Jul-Sep	915.58	648.28	862.41	551.88	1521.93	988.91	595.22	508.05	843.30	623.06
Oct-Dec	824.28	650.90	879.96	650.71	1113.16	803.78	660.56	555.99	871.82	697.38
Jan-Mar	697.82	570.76	889.00	644.74	621.02	675.04	673.70	585.80	924.15	865.40
Apr-Jun	725.58	618.97	905.68	605.29	672.23	705.14	707.46	587.12	952.17	867.33
2009-10 Jul-Sep	805.47	744.23	913.57	616.19	892.27	828.13	709.02	587.46	953.80	956.44
Oct-Dec	823.90	654.51	964.37	686.62	941.02	874.59	709.63	615.28	961.91	962.06
Jan-Mar	855.55	673.49	982.36	688.78	1010.89	954.66	732.71	618.73	965.30	966.47
Apr-Jun	873.47	686.80	985.42	718.12	1057.40	866.70	750.79	629.59	979.59	972.77
2010-11 Jul-Sep	923.01	695.80	897.28	759.48	1085.96	867.68	770.08	675.64	1113.89	1097.68
Oct-Dec	970.12	727.87	1026.20	771.05	1128.38	956.15	773.31	727.65	1171.21	1170.63
Jan-Mar	1040.23	792.24	1104.22	841.89	1290.04	1085.82	814.67	791.58	1173.28	1197.23
Apr-Jun	1119.05	759.37	1123.70	841.94	1519.07	1113.24	829.51	794.40	1276.10	1234.40
2011-12 Jul-Sep	1161.73	780.37	1174.28	886.35	1546.57	1209.58	836.74	807.84	1297.42	1248.30
Oct-Dec	1225.37	786.64	1201.86	889.48	1674.49	1185.85	907.70	818.38	1350.77	1264.77
Jan-Mar	1238.16	819.33	1254.74	846.69	1651.53	1277.05	922.54	830.85	1386.86	1282.00
Apr-Jun	1308.71	780.82	1289.52	901.49	1735.14	1288.69	923.26	836.23	1594.10	1302.76
2012-13 Jul-Sep	1269.28	791.42	1310.88	925.57	1623.49	1189.26	939.61	875.46	1610.53	1323.94
Oct-Dec	1327.23	794.08	1328.36	995.64	1764.03	1111.45	1009.58	881.11	1680.20	1327.27
Jan-Mar	1351.28	800.25	1350.09	1017.46	1761.13	1048.35	989.23	877.44	1804.52	1345.00
Apr-Jun	1370.44	823.38	1368.54	1043.92	1734.43	1064.11	1039.59	914.05	1860.39	1374.43
2013-14 Jul-Sep	1367.33	839.00	1390.72	1064.30	1688.69	1075.42	1064.27	859.80	1865.31	1381.34
Oct-Dec	1365.33	840.48	1425.20	1052.01	1711.56	1054.23	1083.40	873.38	1875.71	1391.17
Jan-Mar*	1407.91	849.44	1463.98	1072.34	1784.71	1061.03	1104.26	930.61	1937.80	1487.18

* Provisional

10.19 Index Numbers of Quantum of Exports by Groups (1990-91=100)

Year/Quarter	All groups	Food and Live animals	Beverages & Tobacco	Crude materials inedible except fuels	Mineral fuels & Lubricants	Chemicals	Manufactured goods	Machinery & Transport equipment	Misc. manufactured articles
2008-09	178.00	206.61	233.15	140.65	393.57	1054.11	170.86	1848.54	174.14
2009-10	191.74	259.95	271.16	198.39	348.10	963.70	185.42	1307.03	173.53
2010-11	198.41	286.92	314.18	199.10	333.36	1033.09	180.52	2806.15	198.34
2011-12	167.36	264.12	367.35	282.00	410.62	1301.40	157.00	2077.59	164.87
2012-13	202.86	242.21	238.64	343.79	37.89	992.45	191.87	2014.32	181.50
2008-09 Jul-Sep	191.16	186.46	321.50	210.22	358.09	1148.24	185.30	769.23	182.91
Oct-Dec	174.07	198.19	166.18	176.93	388.25	1114.65	163.38	3126.54	168.40
Jan-Mar	157.11	194.17	245.01	51.23	432.76	986.22	154.76	1433.69	169.07
Apr-Jun	189.64	247.02	199.90	124.20	395.18	967.32	180.00	2064.69	176.18
2009-10 Jul-Sep	177.95	206.42	266.10	73.63	231.99	1408.70	187.39	1845.47	163.67
Oct-Dec	199.49	249.30	226.00	396.51	365.90	807.47	189.20	1023.80	160.88
Jan-Mar	205.83	308.05	284.12	259.15	372.38	759.76	186.63	917.64	181.75
Apr-Jun	183.69	276.02	308.42	64.25	422.12	878.86	178.45	1441.20	187.80
2010-11 Jul-Sep	171.90	234.32	274.00	48.34	310.57	1052.36	168.17	2713.18	190.87
Oct-Dec	190.23	257.32	182.25	105.16	394.62	1244.86	181.35	2986.54	196.39
Jan-Mar	208.47	300.04	354.70	324.40	309.57	882.63	181.02	3404.45	203.65
Apr-Jun	223.05	356.00	445.76	318.50	318.66	952.51	191.55	2120.43	202.43
2011-12 Jul-Sep	123.61	226.97	338.73	258.06	397.91	1195.14	153.61	1693.48	168.03
Oct-Dec	169.87	245.98	350.96	342.16	405.61	1260.20	146.42	1741.42	145.37
Jan-Mar	181.51	273.36	342.68	403.10	392.32	1443.70	151.76	2986.15	158.70
Apr-Jun	194.44	310.16	437.04	124.69	446.65	1306.54	176.19	1889.30	187.37
2012-13 Jul-Sep	182.10	193.42	203.51	300.83	29.33	962.68	175.53	2240.25	165.88
Oct-Dec	201.62	219.24	268.01	357.97	6.46	948.78	196.72	2835.50	174.64
Jan-Mar	208.98	289.31	307.37	350.05	53.72	840.47	192.71	1390.01	179.90
Apr-Jun	218.73	266.88	175.65	366.29	62.03	1217.85	202.51	1591.51	205.57
2013-14 Jul-Sep	242.65	254.75	215.28	392.89	1298.61	1052.88	213.28	1226.96	241.61
Oct-Dec	220.69	279.96	59.50	463.12	4.22	691.05	190.14	911.18	229.81
Jan-Mar*	218.37	336.65	69.11	350.89	247.03	1153.88	186.44	4061.10	208.14

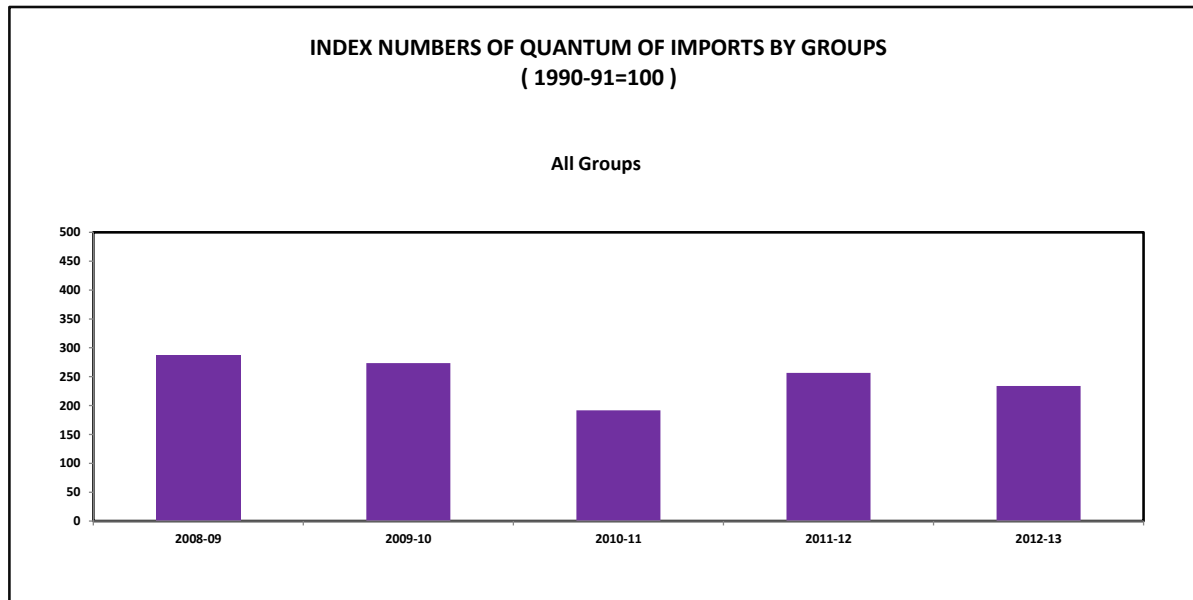
*Provisional



10.20 Index Numbers of Quantum of Imports by Groups (1990-91=100)

Year/Quarter	All groups	Food and Live animals	Beverages & Tobacco	Crude materials inedible except fuels	Mineral fuels & Lubricants	Animal or Veg. oils & Fats	Chemicals	Manufactured goods	Machinery & Transport equipment	Misc. manufactured articles
2008-09	287.19	250.08	357.04	611.41	219.07	118.96	209.42	197.29	472.81	272.85
2009-10	273.50	161.65	372.35	535.52	228.17	154.83	257.08	228.29	363.58	283.04
2010-11	191.60	164.44	279.53	372.91	154.15	90.93	202.59	180.73	232.67	194.23
2011-12	256.47	321.01	371.65	473.88	197.46	121.87	290.92	241.91	280.01	288.73
2012-13	234.02	186.86	275.65	413.29	190.89	141.68	240.54	249.49	266.44	261.26
2008-09 Jul-Sep	277.54	269.50	405.04	492.11	211.15	77.67	261.28	186.78	457.81	298.90
Oct-Dec	278.44	241.05	303.70	546.37	171.09	96.82	202.02	187.30	518.87	312.90
Jan-Mar	282.70	286.58	355.35	588.09	219.95	154.15	160.81	184.32	482.40	198.63
Apr-Jun	309.98	203.17	364.05	819.05	274.08	147.18	213.57	230.74	432.14	280.96
2009-10 Jul-Sep	238.16	154.35	392.05	425.86	213.38	127.36	243.00	212.43	274.82	294.44
Oct-Dec	283.91	155.57	390.51	569.82	235.88	174.91	281.84	217.29	359.87	296.50
Jan-Mar	283.84	148.75	367.15	566.37	227.15	179.70	222.79	215.90	439.70	252.09
Apr-Jun	288.07	187.94	339.70	580.04	236.28	137.33	280.68	267.53	379.91	289.12
2010-11 Jul-Sep	248.97	158.42	296.08	524.15	182.44	144.57	276.67	221.66	312.20	297.65
Oct-Dec	261.69	326.59	310.45	368.01	241.54	118.61	261.06	259.08	299.36	220.06
Jan-Mar	255.72	172.75	511.57	599.46	192.62	100.52	272.62	242.19	319.12	259.22
Apr-Jun	243.83	142.78	560.71	388.27	231.20	127.06	271.01	221.30	290.85	285.27
2011-12 Jul-Sep	240.84	277.16	347.08	300.55	194.84	114.21	304.19	247.39	261.99	225.28
Oct-Dec	265.20	330.05	344.55	647.69	194.63	119.56	315.83	235.90	261.50	260.87
Jan-Mar	246.02	383.47	403.56	497.72	188.47	102.72	277.36	223.66	241.95	398.43
Apr-Jun	273.80	293.36	391.41	449.55	211.89	151.00	266.31	260.67	354.59	270.34
2012-13 Jul-Sep	233.97	153.48	320.06	335.17	199.90	165.49	246.32	226.37	289.12	221.18
Oct-Dec	229.54	203.59	244.78	355.04	192.53	115.62	250.79	260.53	247.53	297.57
Jan-Mar	223.34	205.75	273.94	531.28	168.62	148.57	209.02	245.75	221.78	281.19
Apr-Jun	249.22	184.62	263.80	431.66	202.50	137.03	256.03	265.29	307.32	245.10
2013-14 Jul-Sep	218.67	122.34	261.56	396.94	181.66	174.34	244.11	206.78	263.81	229.50
Oct-Dec	268.58	171.23	341.53	584.51	196.34	167.22	261.77	508.73	227.47	235.11
Jan-Mar*	257.81	167.02	354.12	578.98	169.03	175.06	258.74	280.99	321.79	278.09

*Provisional



**10-21 Trade in Services (Summary)
January, 2014**

Description	Rs. In Million Dollars in Thousands					
	* January, 2014		** December, 2013		% Change in January, 2014 over December, 2013	
	Rs	\$	Rs	\$	Rs	\$
Export of Services (TOTAL)	34,842.96	330,623.00	43,674.71	408,286.00	-20.22	-19.02
A. TRANSPORTAION	11,489.67	109,025.00	10,244.30	95,767.00	12.16	13.84
B. TRAVEL	2,944.18	27,937.00	2,912.71	27,229.00	1.08	2.60
C. COMMUNICATION SERVICES	4,476.78	42,480.00	5,529.65	51,693.00	-19.04	-17.82
D. CONSTRUCTION SERVICES	77.56	736.00	262.29	2,452.00	-70.43	-69.98
E. INSURANCE SERVICES	602.07	5,713.00	566.19	5,293.00	6.34	7.94
F. FINANCIAL SERVICES	492.15	4,670.00	1,234.34	11,539.00	-60.13	-59.53
G. COMPUTER AND INFORMATION SERVICES	2,913.49	27,646.00	3,393.02	31,719.00	-14.13	-12.84
H. ROYALTIES AND LICENSE FEES	84.31	800.00	55.95	523.00	50.69	52.96
I. OTHER BUSINESS SERVICES	7,004.26	66,463.00	6,440.36	60,207.00	8.76	10.39
J. PERSONAL, CULTURAL, AND RECREATIONAL SERVICES	93.90	891.00	151.90	1,420.00	-38.18	-37.25
K. GOVERNMENT SERVICES, n.i.e.	4,664.59	44,262.00	12,884.00	120,444.00	-63.80	-63.25
Import of Services (TOTAL)	65,602.15	622,495.00	63,946.68	597,795.00	2.59	4.13
A. TRANSPORTAION	33,184.29	314,884.00	32,156.54	300,610.00	3.20	4.75
B. TRAVEL	10,203.13	96,817.00	7,049.49	65,901.00	44.74	46.91
C. COMMUNICATION SERVICES	888.93	8,435.00	1,260.76	11,786.00	-29.49	-28.43
D. CONSTRUCTION SERVICES	857.84	8,140.00	5.99	56.00	14221.20	14435.71
E. INSURANCE SERVICES	2,027.57	19,239.00	1,658.86	15,508.00	22.23	24.06
F. FINANCIAL SERVICES	815.16	7,735.00	2,757.82	25,781.00	-70.44	-70.00
G. COMPUTER AND INFORMATION SERVICES	1,786.40	16,951.00	1,592.82	14,890.00	12.15	13.84
H. ROYALTIES AND LICENSE FEES	497.10	4,717.00	524.91	4,907.00	-5.30	-3.87
I. OTHER BUSINESS SERVICES	11,513.38	109,250.00	13,595.48	127,095.00	-15.31	-14.04
J. PERSONAL, CULTURAL, AND RECREATIONAL SERVICES	26.56	252.00	12.41	116.00	114.02	117.24
K. GOVERNMENT SERVICES, n.i.e.	3,801.79	36,075.00	3,331.60	31,145.00	14.11	15.83

Description	* July - January 2013 - 2014		** July - January 2012 - 2013		% Change in July - January, 2013-2014 over July - December, 2012-2013	
	Rs	\$	Rs	\$	Rs	\$
	Export of Services (TOTAL)	284,020.81	2,706,006.00	441,520.58	4,616,816.00	-35.67
A. TRANSPORTAION	73,529.84	700,555.00	73,899.64	772,741.00	-0.50	-9.34
B. TRAVEL	17,782.43	169,422.00	17,026.34	178,038.00	4.44	-4.84
C. COMMUNICATION SERVICES	30,974.47	295,109.00	23,835.98	249,244.00	29.95	18.40
D. CONSTRUCTION SERVICES	1,069.96	10,194.00	1,864.46	19,496.00	-42.61	-47.71
E. INSURANCE SERVICES	4,185.05	39,873.00	1,883.78	19,698.00	122.16	102.42
F. FINANCIAL SERVICES	4,054.16	38,626.00	2,786.75	29,140.00	45.48	32.55
G. COMPUTER AND INFORMATION SERVICES	19,500.94	185,795.00	16,416.56	171,662.00	18.79	8.23
H. ROYALTIES AND LICENSE FEES	472.42	4,501.00	259.17	2,710.00	82.28	66.09
I. OTHER BUSINESS SERVICES	44,108.35	420,242.00	43,896.37	459,008.00	0.48	-8.45
J. PERSONAL, CULTURAL, AND RECREATIONAL SERVICES	651.59	6,208.00	288.24	3,014.00	126.06	105.97
K. GOVERNMENT SERVICES, n.i.e.	87,691.60	835,481.00	259,363.29	2,712,065.00	-66.19	-69.19
Import of Services (TOTAL)	461,094.86	4,393,077.00	462,397.45	4,835,118.00	-0.28	-9.14
A. TRANSPORTAION	221,873.40	2,113,897.00	184,351.60	1,927,696.00	20.35	9.66
B. TRAVEL	65,232.60	621,503.00	74,411.65	778,095.00	-12.34	-20.13
C. COMMUNICATION SERVICES	11,749.48	111,943.00	9,700.16	101,431.00	21.13	10.36
D. CONSTRUCTION SERVICES	1,797.53	17,126.00	418.30	4,374.00	329.72	291.54
E. INSURANCE SERVICES	14,335.81	136,584.00	14,831.33	155,086.00	-3.34	-11.93
F. FINANCIAL SERVICES	12,906.75	122,969.00	6,947.65	72,649.00	85.77	69.26
G. COMPUTER AND INFORMATION SERVICES	9,912.06	94,437.00	11,169.77	116,798.00	-11.26	-19.15
H. ROYALTIES AND LICENSE FEES	6,625.04	63,120.00	7,901.02	82,618.00	-16.15	-23.60
I. OTHER BUSINESS SERVICES	87,426.37	832,954.00	101,057.04	1,056,716.00	-13.49	-21.18
J. PERSONAL, CULTURAL, AND RECREATIONAL SERVICES	245.92	2,343.00	214.22	2,240.00	14.80	4.60
K. GOVERNMENT SERVICES, n.i.e.	28,989.90	276,201.00	51,394.71	537,415.00	-43.59	-48.61

* Provisional figures based on figures provided by the State Bank of Pakistan.

** Revised by SBP

Note:- Dollar value is converted into Rupees on monthly average exchange rate provided by SBP.

January, 2014 (1\$=Rs. 105.385735), December, 2013 (1\$=Rs. 106.970956) and January, 2013 (1\$=Rs. 97.471975) respectively.

10.21 Trade in Services (Summary) February, 2014

Description	Rs. In Million Dollars in Thousands					
	* February, 2014		** January, 2014		% Change in February, 2014 over January, 2014	
	Rs	\$	Rs	\$	Rs	\$
Export of Services (TOTAL)	67,647.32	643,889.00	35,046.77	332,557.00	93.02	93.62
A. TRANSPORTAION	10,217.56	97,254.00	10,255.39	97,313.00	-0.37	-0.06
B. TRAVEL	2,212.78	21,062.00	2,939.86	27,896.00	-24.73	-24.50
C. COMMUNICATION SERVICES	4,181.32	39,799.00	4,476.78	42,480.00	-6.60	-6.31
D. CONSTRUCTION SERVICES	187.43	1,784.00	77.56	736.00	141.66	142.39
E. INSURANCE SERVICES	583.18	5,551.00	2,102.35	19,949.00	-72.26	-72.17
F. FINANCIAL SERVICES	205.08	1,952.00	488.35	4,634.00	-58.01	-57.88
G. COMPUTER AND INFORMATION SERVICES	2,806.90	26,717.00	2,913.49	27,646.00	-3.66	-3.36
H. ROYALTIES AND LICENSE FEES	46.33	441.00	84.31	800.00	-45.05	-44.88
I. OTHER BUSINESS SERVICES	5,508.11	52,428.00	6,950.19	65,950.00	-20.75	-20.50
J. PERSONAL, CULTURAL, AND RECREATIONAL SERVICES	94.04	895.00	93.90	891.00	0.15	0.45
K. GOVERNMENT SERVICES, n.i.e.	41,604.59	396,006.00	4,664.59	44,262.00	791.92	794.69
Import of Services (TOTAL)	61,678.71	587,078.00	65,400.58	620,583.00	-5.69	-5.40
A. TRANSPORTAION	31,191.52	296,891.00	34,390.96	326,334.00	-9.30	-9.02
B. TRAVEL	6,934.84	66,008.00	9,886.88	93,816.00	-29.86	-29.64
C. COMMUNICATION SERVICES	1,403.29	13,357.00	888.93	8,435.00	57.86	58.35
D. CONSTRUCTION SERVICES	93.71	892.00	857.84	8,140.00	-89.08	-89.04
E. INSURANCE SERVICES	3,177.24	30,242.00	1,967.47	18,669.00	61.49	61.99
F. FINANCIAL SERVICES	744.88	7,090.00	811.78	7,703.00	-8.24	-7.96
G. COMPUTER AND INFORMATION SERVICES	938.93	8,937.00	1,786.40	16,951.00	-47.44	-47.28
H. ROYALTIES AND LICENSE FEES	1,277.43	12,159.00	497.10	4,717.00	156.98	157.77
I. OTHER BUSINESS SERVICES	11,743.45	111,778.00	11,164.77	105,942.00	5.18	5.51
J. PERSONAL, CULTURAL, AND RECREATIONAL SERVICES	59.46	566.00	25.82	245.00	130.29	131.02
K. GOVERNMENT SERVICES, n.i.e.	4,113.96	39,158.00	3,122.63	29,631.00	31.75	32.15

Description	Change in July - February, 2013-20 over July - January, 2012-2013					
	* July - February 2013 - 2014		** July - February 2012 - 2013		Change in July - February, 2013-20 over July - January, 2012-2013	
	Rs	\$	Rs	\$	Rs	\$
Export of Services (TOTAL)	354,861.05	3,380,529.00	478,025.99	4,983,327.00	-25.77	-32.16
A. TRANSPORTAION	85,079.53	810,497.00	84,427.57	880,141.00	0.77	-7.91
B. TRAVEL	19,991.18	190,443.00	20,042.48	208,939.00	-0.26	-8.85
C. COMMUNICATION SERVICES	35,155.98	334,908.00	30,045.65	313,220.00	17.01	6.92
D. CONSTRUCTION SERVICES	1,257.36	11,978.00	1,937.40	20,197.00	-35.10	-40.69
E. INSURANCE SERVICES	6,262.62	59,660.00	2,177.12	22,696.00	187.66	162.87
F. FINANCIAL SERVICES	4,255.78	40,542.00	3,266.15	34,049.00	30.30	19.07
G. COMPUTER AND INFORMATION SERVICES	22,307.82	212,512.00	18,489.27	192,747.00	20.65	10.25
H. ROYALTIES AND LICENSE FEES	518.77	4,942.00	312.72	3,260.00	65.89	51.60
I. OTHER BUSINESS SERVICES	50,117.87	477,440.00	49,302.42	513,968.00	1.65	-7.11
J. PERSONAL, CULTURAL, AND RECREATIONAL SERVICES	745.62	7,103.00	311.18	3,244.00	139.61	118.96
K. GOVERNMENT SERVICES, n.i.e.	129,168.52	1,230,504.00	267,714.03	2,790,866.00	-51.75	-55.91
Import of Services (TOTAL)	529,449.76	5,043,721.00	521,389.00	5,435,378.00	1.55	-7.21
A. TRANSPORTAION	258,844.08	2,465,838.00	209,176.42	2,180,623.00	23.74	13.08
B. TRAVEL	71,751.55	683,530.00	83,653.57	872,072.00	-14.23	-21.62
C. COMMUNICATION SERVICES	13,153.00	125,300.00	10,575.74	110,250.00	24.37	13.65
D. CONSTRUCTION SERVICES	1,891.39	18,018.00	422.26	4,402.00	347.92	309.31
E. INSURANCE SERVICES	17,539.68	167,089.00	16,623.45	173,296.00	5.51	-3.58
F. FINANCIAL SERVICES	13,649.19	130,027.00	7,648.39	79,733.00	78.46	63.08
G. COMPUTER AND INFORMATION SERVICES	10,856.84	103,426.00	12,536.34	130,689.00	-13.40	-20.86
H. ROYALTIES AND LICENSE FEES	7,902.19	75,279.00	8,991.63	93,736.00	-12.12	-19.69
I. OTHER BUSINESS SERVICES	100,618.55	958,527.00	113,739.71	1,185,714.00	-11.54	-19.16
J. PERSONAL, CULTURAL, AND RECREATIONAL SERVICES	304.63	2,902.00	217.75	2,270.00	39.90	27.84
K. GOVERNMENT SERVICES, n.i.e.	32,938.66	313,785.00	57,803.74	602,593.00	-43.02	-47.93

* Provisional figures based on figures provided by the State Bank of Pakistan.

** Revised by SBP

Note:- Dollar value is converted into Rupees on monthly average exchange rate provided by SBP.

February, 2014 (1\$=Rs. 105.060519), January, 2014 (1\$=Rs. 105.385735) and February, 2013 (1\$=Rs. 97.968676) respectively.

10.22 Export of Services by Sectors (Detail) (Monthly)

SL .N o.	Description	Rs. in Millions Dollars in Thousands									
		* January, 2014		** December, 2013		January, 2013		% Change in January, 2014 over			
		Rs	\$	Rs	\$	Rs	\$	December, 2013		January, 2013	
	Export of Services	34,842.96	330,623.00	43,674.71	408,286.00	37,066.88	380,283.00	-20.22	-19.02	-6.00	-13.06
A	Transportation	11,489.67	109,025.00	10,244.30	95,767.00	10,128.88	103,916.00	12.16	13.84	13.43	4.92
	i) Charter of Pak ships with crew	0.95	9.00	0.00	0.00	6.43	66.00	100.00	100.00	-85.23	-86.36
	ii) Charter of Pak aircrafts with crew	222.57	2,112.00	0.43	4.00	0.00	0.00	51660.47	52700.00	100.00	100.00
	iii) Remitt. Rec. by recruit. Agents	18.86	179.00	13.59	127.00	21.05	216.00	38.78	40.94	-10.40	-17.13
	iv) Earnings of Pak road transport	6.32	60.00	39.69	371.00	50.78	521.00	-84.08	-83.83	-87.55	-88.48
	v) Passage Earnings of Pak air Cos.	5,690.83	54,000.00	5,776.43	54,000.00	5,555.90	57,000.00	-1.48	0.00	2.43	-5.26
	vi) Freight earnings	1,053.86	10,000.00	1,069.71	10,000.00	682.30	7,000.00	-1.48	0.00	54.46	42.86
	vii) Oth. Local disbursement of foreign Ship/Air cons.	4,496.28	42,665.00	3,344.45	31,265.00	3,812.42	39,113.00	34.44	36.46	17.94	9.08
B	Travel	2,944.18	27,937.00	2,912.71	27,229.00	2,523.64	25,891.00	1.08	2.60	16.66	7.90
	i) Official travel	0.00	0.00	0.00	0.00	0.00	0.00	0.00	0.00	0.00	0.00
	ii) Others official travel	149.23	1,416.00	120.56	1,127.00	1.17	12.00	23.78	25.64	12654.70	11700.00
	iii) Commercial travel	8.54	81.00	0.43	4.00	4.68	48.00	1886.05	1925.00	82.48	68.75
	iv) Non official-Delegation	1.90	18.00	0.00	0.00	0.58	6.00	100.00	100.00	227.59	200.00
	v) Medical	12.44	118.00	3.53	33.00	5.95	61.00	252.41	257.58	109.08	93.44
	vi) Students	29.09	276.00	95.10	889.00	9.16	94.00	-69.41	-68.95	217.58	193.62
	vii) Trainees	3.58	34.00	2.14	20.00	9.26	95.00	67.29	70.00	-61.34	-64.21
	viii) Tourists Pak national	145.54	1,381.00	114.99	1,075.00	135.29	1,388.00	26.57	28.47	7.58	-0.50
	ix) Tourists foreign national	2,324.28	22,055.00	2,238.15	20,923.00	2,162.22	22,183.00	3.85	5.41	7.50	-0.58
	x) Religious travel	0.00	0.00	0.00	0.00	0.00	0.00	0.00	0.00	0.00	0.00
	xi) Receipts through Exchange Cos	269.58	2,558.00	337.81	3,158.00	195.33	2,004.00	-20.20	-19.00	38.01	27.64
	xi) Others	0.00	0.00	0.00	0.00	0.00	0.00	0.00	0.00	0.00	0.00
C	COMMUNICATION SERVICES	4,476.78	42,480.00	5,529.65	51,693.00	4,117.22	42,240.00	-19.04	-17.82	8.73	0.57
	i) Postal services	0.11	1.00	0.00	0.00	0.00	0.00	100.00	100.00	100.00	100.00
	ii) Courier services	2.42	23.00	1.28	12.00	1.95	20.00	89.06	91.67	24.10	15.00
	iii) Telecommunication services	4,086.33	38,775.00	5,226.60	48,860.00	3,881.82	39,825.00	-21.82	-20.64	5.27	-2.64
	iv) Call Centres	387.92	3,681.00	301.77	2,821.00	233.45	2,395.00	28.55	30.49	66.17	53.70
D	CONSTRUCTION SERVICES	77.56	736.00	262.29	2,452.00	27.58	283.00	-70.43	-69.98	181.22	160.07
	i) Construction services	77.56	736.00	262.29	2,452.00	27.58	283.00	-70.43	-69.98	181.22	160.07
E	INSURANCE SERVICES	602.07	5,713.00	566.19	5,293.00	193.48	1,985.00	6.34	7.94	211.18	187.81
	i) Treaties and standing open cover - life	28.35	269.00	5.88	55.00	9.65	99.00	382.14	389.09	193.78	171.72
	ii) Surplus funds rec.by Pak ins.Cos.-abroad	1.69	16.00	0.00	0.00	0.00	0.00	100.00	100.00	100.00	100.00
	iii) Rev. surplus funds of f. ins. cos.-life	0.00	0.00	0.00	0.00	0.00	0.00	0.00	0.00	0.00	0.00
	iv) Insurance P & I Club	3.27	31.00	4.06	38.00	12.48	128.00	-19.46	-18.42	-73.80	-75.78
	v) Treaties and standing open cover-marine	3.06	29.00	4.49	42.00	2.24	23.00	-31.85	-30.95	36.61	26.09
	vi) Refund of Ins. payments-others	1.05	10.00	12.84	120.00	0.00	0.00	-91.82	-91.67	100.00	100.00
	vii) Other miscellaneous insurance	330.38	3,135.00	336.00	3,141.00	63.45	651.00	-1.67	-0.19	420.69	381.57
	viii) Facultative reinsurance-life	92.42	877.00	57.76	540.00	49.22	505.00	60.01	62.41	87.77	73.66
	ix) Facultative reinsurance-marine	8.75	83.00	9.84	92.00	6.82	70.00	-11.08	-9.78	28.30	18.57
	x) Other non-life reinsurance services	131.94	1,252.00	135.32	1,265.00	48.74	500.00	-2.50	-1.03	170.70	150.40
	xi) Services auxiliary to insurance	1.16	11.00	0.00	0.00	0.88	9.00	100.00	100.00	31.82	22.22

* Provisional

** Revised by SBP

Source:- State Bank of Pakistan

10.22 Export of Services by Sectors (Detail) (Monthly)

SL .N o.	Description	Rs. in Millions Dollars in Thousands									
		* January, 2014		** December, 2013		January, 2013		% Change in January, 2014 over			
		Rs	\$	Rs	\$	Rs	\$	December, 2013		January, 2013	
F	FINANCIAL SERVICES	492.15	4,670.00	1,234.34	11,539.00	765.06	7,849.00	-60.13	-59.53	-35.67	-40.50
	i) Bank commission and charges	210.14	1,994.00	252.24	2,358.00	309.28	3,173.00	-16.69	-15.44	-32.06	-37.16
	ii) Remittances for guarantees involved	-6.01	-57.00	8.77	82.00	31.48	323.00	-168.53	-169.51	-119.09	-117.65
	iii) Others financial services	288.02	2,733.00	973.33	9,099.00	424.30	4,353.00	-70.41	-69.96	-32.12	-37.22
G	COMPUTER AND INFORMATION SERVICES	2,913.49	27,646.00	3,393.02	31,719.00	2,699.87	27,699.00	-14.13	-12.84	7.91	-0.19
	i) Hardware consultancy services	2.63	25.00	1.18	11.00	4.68	48.00	122.88	127.27	-43.80	-47.92
	ii) Software consultancy services	562.97	5,342.00	677.77	6,336.00	296.22	3,039.00	-16.94	-15.69	90.05	75.78
	iii) Maintenance & repairs of computer	0.74	7.00	2.78	26.00	3.51	36.00	-73.38	-73.08	-78.92	-80.56
	iv) Export of Computer Software	2,038.05	19,339.00	2,387.06	22,315.00	1,956.26	20,070.00	-14.62	-13.34	4.18	-3.64
	v) Other computer services	305.93	2,903.00	307.97	2,879.00	425.27	4,363.00	-0.66	0.83	-28.06	-33.46
	vi) Earnings of journalists / authors	0.95	9.00	12.94	121.00	0.78	8.00	-92.66	-92.56	21.79	12.50
	vii) Subscription to news papers/periodicals	2.11	20.00	3.00	28.00	12.96	133.00	-29.67	-28.57	-83.72	-84.96
	viii) News agents and correspondents	0.11	1.00	0.32	3.00	0.19	2.00	-65.63	-66.67	-42.11	-50.00
		0.00		0.00		0.00					
H	ROYALTIES AND LICENSE FEES	84.31	800.00	55.95	523.00	4.87	50.00	50.69	52.96	1631.21	1500.00
	i) Royalties, license fees & trade marks	84.31	800.00	55.95	523.00	4.87	50.00	50.69	52.96	1631.21	1500.00
I	OTHER BUSINESS SERVICES	7,004.26	66,463.00	6,440.36	60,207.00	6,131.96	62,910.00	8.76	10.39	14.23	5.65
	i) Merchanting. & trade related services	285.38	2,708.00	250.74	2,344.00	73.40	753.00	13.82	15.53	288.80	259.63
	ii) Charter of ships without crew-op.leasing	0.00	0.00	3.42	32.00	0.00	0.00	-100.00	-100.00	0.00	0.00
	iii) Charter of aircrafts without crew--op leasing	0.00	0.00	2.14	20.00	0.00	0.00	-100.00	-100.00	0.00	0.00
	iv) Legal services	80.83	767.00	112.21	1,049.00	103.32	1,060.00	-27.97	-26.88	-21.77	-27.64
	v) A/c, auditing, & tax consulting Services	71.77	681.00	56.69	530.00	56.24	577.00	26.60	28.49	27.61	18.02
	vi) Bus. & manag. Consult.& public relations	1,288.97	12,231.00	1,142.98	10,685.00	745.27	7,646.00	12.77	14.47	72.95	59.97
	vii) Agency commission	1,308.79	12,419.00	1,175.29	10,987.00	1,352.03	13,871.00	11.36	13.03	-3.20	-10.47
	viii)Printing charges of security documents	23.61	224.00	8.34	78.00	6.92	71.00	183.09	187.18	241.18	215.49
	ix) Processing and repair fees	12.33	117.00	16.79	157.00	64.72	664.00	-26.56	-25.48	-80.95	-82.38
	x) Adv. market research & pub. opinion poll	307.83	2,921.00	342.20	3,199.00	180.81	1,855.00	-10.04	-8.69	70.25	57.47
	xi) Research and development	99.69	946.00	71.99	673.00	47.66	489.00	38.48	40.56	109.17	93.46
	xii) Arch., engineering, & technical services	178.84	1,697.00	229.02	2,141.00	554.62	5,690.00	-21.91	-20.74	-67.75	-70.18
	xiii) Agri., mining, & on-site proc. services	1.69	16.00	1.28	12.00	0.29	3.00	32.03	33.33	482.76	433.33
	xiv) Receipts of security dep. with tenders	0.00	0.00	750.08	7,012.00	0.00	0.00	-100.00	-100.00	0.00	0.00
	xv) Services in medicine exports	1.69	16.00	0.53	5.00	5.56	57.00	218.87	220.00	-69.60	-71.93
	xvi) Misc. other business services, n.i.e.	3,427.57	32,524.00	2,598.00	24,287.00	3,026.70	31,052.00	31.93	33.92	13.24	4.74
	xvii) Refund	-84.73	-804.00	-321.34	-3,004.00	-85.58	-878.00	-73.63	-73.24	-0.99	-8.43
		0.00		0.00		0.00					
J	PERSONAL, CULTURAL, AND RECREATIONAL SERV.	93.90	891.00	151.90	1,420.00	11.70	120.00	-38.18	-37.25	702.56	642.50
	i) Audiovisual and related services	79.57	755.00	28.67	268.00	4.00	41.00	177.54	181.72	1889.25	1741.46
	ii) Earnings of professional artists	5.16	49.00	3.21	30.00	0.39	4.00	60.75	63.33	1223.08	1125.00
	iii) Other personal, cult. & recreation serv.	9.17	87.00	120.02	1,122.00	7.31	75.00	-92.36	-92.25	25.44	16.00
K	GOVERNMENT SERVICES, n.i.e.	4,664.59	44,262.00	12,884.00	120,444.00	10,462.62	107,340.00	-63.80	-63.25	-55.42	-58.76
	i) Remitt. Rec. by foreign Missions in Pak.	2,148.71	20,389.00	4,542.84	42,468.00	2,978.74	30,560.00	-52.70	-51.99	-27.87	-33.28
	ii) Military units and agencies	79.25	752.00	4,746.41	44,371.00	62.58	642.00	-98.33	-98.31	26.64	17.13
	iii) Other government services	250.82	2,380.00	573.04	5,357.00	29.92	307.00	-56.23	-55.57	738.30	675.24
	vi) Remittances Received by Int. Org.	1,510.39	14,332.00	2,435.30	22,766.00	2,891.51	29,665.00	-37.98	-37.05	-47.76	-51.69
	v) Receipt through Central govt.	0.00	0.00	0.00	0.00	0.00	0.00	0.00	0.00	0.00	0.00
	iv) Receipts through International bodies	0.00	0.00	0.00	0.00	3,315.41	34,014.00	0.00	0.00	-100.00	-100.00
	iv) Earnings of Pak Diplomatic Mission abroad	675.42	6,409.00	586.41	5,482.00	1,184.46	12,152.00	15.18	16.91	-42.98	-47.26

* Provisional

** Revised by SBP

Source:- State Bank of Pakistan

10.22 Export of Services by Sectors (Detail) (Monthly)

S.L. N o	Description	Rs. in Millions Dollars in Thousands									
		* February, 2014		** January, 2014		February, 2013		% Change in February, 2014 over			
		Rs	\$	Rs	\$	Rs	\$	January, 2014		February, 2013	
	Export of Services	67,647.32	643,889.00	35,046.77	332,557.00	35,906.55	366,511.00	93.02	93.62	88.40	75.68
A	Transportation	10,217.56	97,254.00	10,255.39	97,313.00	10,521.83	107,400.00	-0.37	-0.06	-2.89	-9.45
	i) Charter of Pak ships with crew	0.00	0.00	0.95	9.00	0.00	0.00	-100.00	-100.00	0.00	0.00
	ii) Charter of Pak aircrafts with crew	0.00	0.00	0.00	0.00	0.00	0.00	0.00	0.00	0.00	0.00
	iii) Remitt. Rec. by recruit. Agents	9.67	92.00	18.86	179.00	19.59	200.00	-48.73	-48.60	-50.64	-54.00
	iv) Earnings of Pak road transport	10.19	97.00	6.32	60.00	75.83	774.00	61.23	61.67	-86.56	-87.47
	v) Passage Earnings of Pak air Cos.	5,147.97	49,000.00	5,163.90	49,000.00	5,780.15	59,000.00	-0.31	0.00	-10.94	-16.95
	vi) Freight earnings	630.36	6,000.00	632.31	6,000.00	685.78	7,000.00	-0.31	0.00	-8.08	-14.29
	vii) Oth. Local disbursement of foreign Ship/Air cons.	4,419.37	42,065.00	4,433.05	42,065.00	3,960.48	40,426.00	-0.31	0.00	11.59	4.05
B	Travel	2,212.78	21,062.00	2,939.86	27,896.00	3,027.33	30,901.00	-24.73	-24.50	-26.91	-31.84
	i) Official travel	0.00	0.00	0.00	0.00	0.00	0.00	0.00	0.00	0.00	0.00
	ii) Others official travel	110.63	1,053.00	142.38	1,351.00	35.37	361.00	-22.30	-22.06	212.78	191.69
	iii) Commercial travel	7.35	70.00	8.54	81.00	2.94	30.00	-13.93	-13.58	150.00	133.33
	iv) Non official-Delegation	0.42	4.00	0.00	0.00	0.00	0.00	100.00	100.00	100.00	100.00
	v) Medical	4.52	43.00	12.44	118.00	2.84	29.00	-63.67	-63.56	59.15	48.28
	vi) Students	6.83	65.00	29.09	276.00	31.55	322.00	-76.52	-76.45	-78.35	-79.81
	vii) Trainees	1.68	16.00	3.58	34.00	2.35	24.00	-53.07	-52.94	-28.51	-33.33
	viii) Tourists Pak national	107.90	1,027.00	145.54	1,381.00	98.75	1,008.00	-25.86	-25.63	9.27	1.88
	ix) Tourists foreign national	1,775.10	16,896.00	2,328.71	22,097.00	2,179.90	22,251.00	-23.77	-23.54	-18.57	-24.07
	x) Religious travel	0.00	0.00	0.00	0.00	0.49	5.00	0.00	0.00	-100.00	-100.00
	xi) Receipts through Exchange Cos	198.35	1,888.00	269.58	2,558.00	673.14	6,871.00	-26.42	-26.19	-70.53	-72.52
	xi) Others	0.00	0.00	0.00	0.00	0.00	0.00	0.00	0.00	0.00	0.00
C	COMMUNICATION SERVICES	4,181.32	39,799.00	4,476.78	42,480.00	6,267.65	63,976.00	-6.60	-6.31	-33.29	-37.79
	i) Postal services	0.53	5.00	0.11	1.00	0.20	2.00	381.82	400.00	165.00	150.00
	ii) Courier services	0.95	9.00	2.42	23.00	3.82	39.00	-60.74	-60.87	-75.13	-76.92
	iii) Telecommunication services	3,838.60	36,537.00	4,086.33	38,775.00	5,941.41	60,646.00	-6.06	-5.77	-35.39	-39.75
	iv) Call Centres	341.24	3,248.00	387.92	3,681.00	322.22	3,289.00	-12.03	-11.76	5.90	-1.25
D	CONSTRUCTION SERVICES	187.43	1,784.00	77.56	736.00	68.68	701.00	141.66	142.39	172.90	154.49
	i) Construction services	187.43	1,784.00	77.56	736.00	68.68	701.00	141.66	142.39	172.90	154.49
E	INSURANCE SERVICES	583.18	5,551.00	2,102.35	19,949.00	293.70	2,998.00	-72.26	-72.17	98.56	85.16
	i) Treaties and standing open cover - life	1.26	12.00	28.35	269.00	0.78	8.00	-95.56	-95.54	61.54	50.00
	ii) Surplus funds rec.by Pak ins.Cos.-abroad	6.72	64.00	1.69	16.00	0.00	0.00	297.63	300.00	100.00	100.00
	iii) Rev. surplus funds of f. ins. cos.-life	0.00	0.00	0.00	0.00	0.00	0.00	0.00	0.00	0.00	0.00
	iv) Insurance P & I Club	2.73	26.00	3.27	31.00	1.47	15.00	-16.51	-16.13	85.71	73.33
	v) Treaties and standing open cover-marine	0.00	0.00	3.06	29.00	114.23	1,166.00	-100.00	-100.00	-100.00	-100.00
	vi) Refund of Ins. payments-others	0.00	0.00	1,502.06	14,253.00	0.00	0.00	-100.00	-100.00	0.00	0.00
	vii) Other miscellaneous insurance	394.08	3,751.00	329.65	3,128.00	65.93	673.00	19.54	19.92	497.72	457.36
	viii) Facultative reinsurance-life	19.23	183.00	92.42	877.00	30.27	309.00	-79.19	-79.13	-36.47	-40.78
	ix) Facultative reinsurance-marine	9.56	91.00	8.75	83.00	0.00	0.00	9.26	9.64	100.00	100.00
	x) Other non-life reinsurance services	146.03	1,390.00	131.94	1,252.00	79.06	807.00	10.68	11.02	84.71	72.24
	xi) Services auxiliary to insurance	3.57	34.00	1.16	11.00	1.96	20.00	207.76	209.09	82.14	70.00

* Provisional

Source:- State Bank of Pakistan

** Revised by SBP

10.22 Export of Services by Sectors (Detail) (Monthly)

SL .N o	Description	Rs. in Millions Dollars in Thousands									
		* February, 2014		** January, 2014		February, 2013		% Change in February, 2014 over			
		Rs	\$	Rs	\$	Rs	\$	January, 2014		February, 2013	
							Rs	\$	Rs	\$	
F	FINANCIAL SERVICES	205.08	1,952.00	488.35	4,634.00	480.92	4,909.00	-58.01	-57.88	-57.36	-60.24
	i) Bank commission and charges	172.93	1,646.00	210.03	1,993.00	180.26	1,840.00	-17.66	-17.41	-4.07	-10.54
	ii) Remittances for guarantees involved	-4.41	-42.00	-6.01	-57.00	10.38	106.00	-26.62	-26.32	-142.49	-139.62
	iii) Others financial services	36.56	348.00	284.33	2,698.00	290.28	2,963.00	-87.14	-87.10	-87.41	-88.26
G	COMPUTER AND INFORMATION SERVICES	2,806.90	26,717.00	2,913.49	27,646.00	2,065.67	21,085.00	-3.66	-3.36	35.88	26.71
	i) Hardware consultancy services	15.76	150.00	2.63	25.00	12.05	123.00	499.24	500.00	30.79	21.95
	ii) Software consultancy services	523.52	4,983.00	562.97	5,342.00	260.40	2,658.00	-7.01	-6.72	101.04	87.47
	iii) Maintenance & repairs of computer	0.21	2.00	0.74	7.00	0.00	0.00	-71.62	-71.43	100.00	100.00
	iv) Export of Computer Software	1,882.68	17,920.00	2,038.05	19,339.00	1,591.80	16,248.00	-7.62	-7.34	18.27	10.29
	v) Other computer services	380.00	3,617.00	305.93	2,903.00	193.98	1,980.00	24.21	24.60	95.90	82.68
	vi) Earnings of journalists / authors	1.05	10.00	0.95	9.00	5.58	57.00	10.53	11.11	-81.18	-82.46
	vii) Subscription to news papers/periodicals	3.47	33.00	2.11	20.00	1.57	16.00	64.45	65.00	121.02	106.25
	viii) News agents and correspondents	0.21	2.00	0.11	1.00	0.29	3.00	90.91	100.00	-27.59	-33.33
H	ROYALTIES AND LICENSE FEES	46.33	441.00	84.31	800.00	53.88	550.00	-45.05	-44.88	-14.01	-19.82
	i) Royalties, license fees & trade marks	46.33	441.00	84.31	800.00	53.88	550.00	-45.05	-44.88	-14.01	-19.82
I	OTHER BUSINESS SERVICES	5,508.11	52,428.00	6,950.19	65,950.00	5,384.34	54,960.00	-20.75	-20.50	2.30	-4.61
	i) Merchanting. & trade related services	84.68	806.00	284.01	2,695.00	73.08	746.00	-70.18	-70.09	15.87	8.04
	ii) Charter of ships without crew-op. leasing	1.05	10.00	0.00	0.00	0.00	0.00	100.00	100.00	100.00	100.00
	iii) Charter of aircrafts without crew--op leasing	0.00	0.00	0.00	0.00	0.00	0.00	0.00	0.00	0.00	0.00
	iv) Legal services	97.60	929.00	80.83	767.00	75.53	771.00	20.75	21.12	29.22	20.49
	v) A/c, auditing, & tax consulting Services	85.62	815.00	70.19	666.00	69.07	705.00	21.98	22.37	23.96	15.60
	vi) Bus. & manag. Consult. & public relations	972.23	9,254.00	1,288.97	12,231.00	997.81	10,185.00	-24.57	-24.34	-2.56	-9.14
	vii) Agency commission	1,337.95	12,735.00	1,308.79	12,419.00	943.24	9,628.00	2.23	2.54	41.85	32.27
	viii) Printing charges of security documents	11.98	114.00	21.08	200.00	5.09	52.00	-43.17	-43.00	135.36	119.23
	ix) Processing and repair fees	38.87	370.00	12.33	117.00	9.99	102.00	215.25	216.24	289.09	262.75
	x) Adv. market research & pub. opinion poll	258.55	2,461.00	307.83	2,921.00	181.34	1,851.00	-16.01	-15.75	42.58	32.96
	xi) Research and development	104.75	997.00	99.69	946.00	51.63	527.00	5.08	5.39	102.89	89.18
	xii) Arch., engineering, & technical services	176.08	1,676.00	178.73	1,696.00	210.34	2,147.00	-1.48	-1.18	-16.29	-21.94
	xiii) Agri., mining, & on-site proc. services	0.95	9.00	1.69	16.00	0.98	10.00	-43.79	-43.75	-3.06	-10.00
	xiv) Receipts of security dep. with tenders	244.16	2,324.00	0.00	0.00	0.39	4.00	100.00	100.00	62505.13	58000.00
	xv) Services in medicine exports	1.68	16.00	1.69	16.00	1.08	11.00	-0.59	0.00	55.56	45.45
	xvi) Misc. other business services, n.i.e.	2,093.54	19,927.00	3,379.09	32,064.00	2,826.69	28,853.00	-38.04	-37.85	-25.94	-30.94
	xvii) Refund	-1.58	-15.00	-84.73	-804.00	-61.92	-632.00	-98.14	-98.13	-97.45	-97.63
J	PERSONAL, CULTURAL, AND RECREATIONAL SERV.	94.04	895.00	93.90	891.00	22.54	230.00	0.15	0.45	317.21	289.13
	i) Audiovisual and related services	81.11	772.00	79.57	755.00	11.76	120.00	1.94	2.25	589.71	543.33
	ii) Earnings of professional artists	3.68	35.00	5.16	49.00	0.10	1.00	-28.68	-28.57	3580.00	3400.00
	iii) Other personal, cult. & recreation serv.	9.25	88.00	9.17	87.00	10.68	109.00	0.87	1.15	-13.39	-19.27
K	GOVERNMENT SERVICES, n.i.e.	41,604.59	396,006.00	4,664.59	44,262.00	7,720.01	78,801.00	791.92	794.69	438.92	402.54
	i) Remitt. Rec. by foreign Missions in Pak.	2,030.29	19,325.00	2,148.71	20,389.00	1,782.05	18,190.00	-5.51	-5.22	13.93	6.24
	ii) Military units and agencies	6.20	59.00	79.25	752.00	28.80	294.00	-92.18	-92.15	-78.47	-79.93
	iii) Other government services	37,486.12	356,805.00	250.82	2,380.00	195.06	1,991.00	14845.43	14891.81	19117.74	17820.89
	iv) Remittances Received by Int. Org.	1,408.65	13,408.00	1,510.39	14,332.00	1,369.01	13,974.00	-6.74	-6.45	2.90	-4.05
	v) Receipt through Central govt.	0.00	0.00	0.00	0.00	0.00	0.00	0.00	0.00	0.00	0.00
	vi) Receipts through International bodies	0.00	0.00	0.00	0.00	3,278.33	33,463.00	0.00	0.00	-100.00	-100.00
	vii) Earnings of Pak Diplomatic Mission abroad	673.33	6,409.00	675.42	6,409.00	1,066.76	10,889.00	-0.31	0.00	-36.88	-41.14

* Provisional

** Revised by SBP

Source:- State Bank of Pakistan

10.23 Export of Services by Sectors (Detail) (Cumulative)

SL. No.	Description	Rs. in Millions Dollars in Thousands					
		* July - January 2013 - 2014		July - January 2012 - 2013		% Change in July - January, 2013 - 2014 over July - January, 2012 - 2013	
		Rs	\$	Rs	\$	Rs	\$
	Export of Services	284,020.81	2,706,006.00	441,520.58	4,616,816.00	-35.67	-41.39
A	Transportation	73,529.84	700,555.00	73,899.64	772,741.00	-0.50	-9.34
	i) Charter of Pak ships with crew	84.07	801.00	42.37	443.00	98.42	80.81
	ii) Charter of Pak aircrafts with crew	222.62	2,121.00	19.70	206.00	1030.05	929.61
	iii) Remitt. Rec. by recruit. Agents	163.42	1,557.00	295.89	3,094.00	-44.77	-49.68
	iv) Earnings of Pak road transport	133.93	1,276.00	456.27	4,771.00	-70.65	-73.26
	v) Passage Earnings of Pak air Cos.	38,939.94	371,000.00	38,922.68	407,000.00	0.04	-8.85
	vi) Freight earnings	7,452.12	71,000.00	5,833.62	61,000.00	27.74	16.39
	vii) Oth. Local disbursement of foreign Ship/Air cons.	26,533.74	252,800.00	28,329.11	296,227.00	-6.34	-14.66
B	Travel	17,782.43	169,422.00	17,026.34	178,038.00	4.44	-4.84
	i) Official travel	0.10	1.00	0.86	9.00	-88.37	-88.89
	ii) Others official travel	392.55	3,740.00	42.94	449.00	814.18	732.96
	iii) Commercial travel	46.92	447.00	62.26	651.00	-24.64	-31.34
	iv) Non official-Delegation	1.99	19.00	24.96	261.00	-92.03	-92.72
	v) Medical	67.91	647.00	39.31	411.00	72.76	57.42
	vi) Students	218.74	2,084.00	167.45	1,751.00	30.63	19.02
	vii) Trainees	26.13	249.00	181.03	1,893.00	-85.57	-86.85
	viii) Tourists Pak national	762.22	7,262.00	900.58	9,417.00	-15.36	-22.88
	ix) Tourists foreign national	14,383.74	137,041.00	14,461.74	151,221.00	-0.54	-9.38
	x) Religious travel	0.00	0.00	0.00	0.00	0.00	0.00
	xi) Receipts through Exchange Cos	1,882.13	17,932.00	1,145.21	11,975.00	64.35	49.75
	xi) Others	0.00	0.00	0.00	0.00	0.00	0.00
C	COMMUNICATION SERVICES	30,974.47	295,109.00	23,835.98	249,244.00	29.95	18.40
	i) Postal services	1.78	17.00	0.19	2.00	836.84	750.00
	ii) Courier services	37.16	354.00	23.81	249.00	56.07	42.17
	iii) Telecommunication services	28,772.42	274,129.00	21,653.16	226,419.00	32.88	21.07
	iv) Call Centres	2,163.11	20,609.00	2,158.82	22,574.00	0.20	-8.70
D	CONSTRUCTION SERVICES	1,069.96	10,194.00	1,864.46	19,496.00	-42.61	-47.71
	i) Construction services	1,069.96	10,194.00	1,864.46	19,496.00	-42.61	-47.71
E	INSURANCE SERVICES	4,185.05	39,873.00	1,883.78	19,698.00	122.16	102.42
	i) Treaties and standing open cover - life	126.90	1,209.00	60.63	634.00	109.30	90.69
	ii) Surplus funds rec.by Pak ins.Cos.-abroad	2.10	20.00	13.68	143.00	-84.65	-86.01
	iii) Rev. surplus funds of f. ins. cos.-life	0.00	0.00	0.00	0.00	0.00	0.00
	iv) Insurance P & I Club	28.55	272.00	37.39	391.00	-23.64	-30.43
	v) Treaties and standing open cover-marine	144.21	1,374.00	15.40	161.00	836.43	753.42
	vi) Refund of Ins. payments-others	276.67	2,636.00	17.88	187.00	1447.37	1309.63
	vii) Other miscellaneous insurance	1,471.95	14,024.00	871.70	9,115.00	68.86	53.86
	viii) Facultative reinsurance-life	377.64	3,598.00	255.91	2,676.00	47.57	34.45
	ix) Facultative reinsurance-marine	50.70	483.00	141.06	1,475.00	-64.06	-67.25
	x) Other non-life reinsurance services	1,704.86	16,243.00	459.80	4,808.00	270.78	237.83
	xi) Services auxiliary to insurance	1.47	14.00	10.33	108.00	-85.77	-87.04

* Provisional

Source:- State Bank of Pakistan

10.23 Export of Services by Sectors (Detail) (Cumulative)

SL. No.	Description	Rs. in Millions Dollars in Thousands					
		* July - January 2013 - 2014		July - January 2012 - 2013		% Change in July - January, 2013 - 2014 over July - January, 2012 - 2013	
		Rs	\$	Rs	\$	Rs	\$
F	FINANCIAL SERVICES	4,054.16	38,626.00	2,786.75	29,140.00	45.48	32.55
	i) Bank commission and charges	1,541.43	14,686.00	1,436.22	15,018.00	7.33	-2.21
	ii) Remittances for guarantees involved	358.33	3,414.00	409.12	4,278.00	-12.41	-20.20
	iii) Others financial services	2,154.40	20,526.00	941.41	9,844.00	128.85	108.51
G	COMPUTER AND INFORMATION SERVICES	19,500.94	185,795.00	16,416.56	171,662.00	18.79	8.23
	i) Hardware consultancy services	101.50	967.00	206.95	2,164.00	-50.95	-55.31
	ii) Software consultancy services	3,734.88	35,584.00	2,110.62	22,070.00	76.96	61.23
	iii) Maintenance & repairs of computer	25.40	242.00	4.49	47.00	465.70	414.89
	iv) Export of Computer Software	13,513.42	128,749.00	11,985.89	125,332.00	12.74	2.73
	v) Other computer services	2,077.46	19,793.00	2,014.32	21,063.00	3.13	-6.03
	vi) Earnings of journalists / authors	28.13	268.00	16.64	174.00	69.05	54.02
	vii) Subscription to news papers/periodicals	17.00	162.00	56.90	595.00	-70.12	-72.77
	viii) News agents and correspondents	3.15	30.00	20.75	217.00	-84.82	-86.18
		0.00		0.00			
H	ROYALTIES AND LICENSE FEES	472.42	4,501.00	259.17	2,710.00	82.28	66.09
	i) Royalties, license fees & trade marks	472.42	4,501.00	259.17	2,710.00	82.28	66.09
I	OTHER BUSINESS SERVICES	44,108.35	420,242.00	43,896.37	459,008.00	0.48	-8.45
	i) Merchanting, & trade related services	1,082.66	10,315.00	906.32	9,477.00	19.46	8.84
	ii) Charter of ships without crew-op.leasing	11.76	112.00	15.97	167.00	-26.36	-32.93
	iii) Charter of aircrafts without crew--op leasing	3.15	30.00	3.63	38.00	-13.22	-21.05
	iv) Legal services	671.95	6,402.00	757.89	7,925.00	-11.34	-19.22
	v) A/c, auditing, & tax consulting Services	388.24	3,699.00	311.00	3,252.00	24.84	13.75
	vi) Bus. & manag. Consult.& public relations	7,462.61	71,100.00	6,865.41	71,789.00	8.70	-0.96
	vii) Agency commission	9,639.68	91,842.00	8,183.80	85,575.00	17.79	7.32
	viii) Printing charges of security documents	63.50	605.00	57.48	601.00	10.47	0.67
	ix) Processing and repair fees	241.83	2,304.00	162.00	1,694.00	49.28	36.01
	x) Adv. market research & pub. opinion poll	2,020.99	19,255.00	1,403.03	14,671.00	44.04	31.25
	xi) Research and development	409.55	3,902.00	285.94	2,990.00	43.23	30.50
	xii) Arch., engineering, & technical services	2,685.60	25,587.00	3,000.30	31,373.00	-10.49	-18.44
	xiii) Agri., mining, & on-site proc. services	5.98	57.00	22.09	231.00	-72.93	-75.32
	xiv) Receipts of security dep. with tenders	742.59	7,075.00	1.82	19.00	40701.65	37136.84
	xv) Services in medicine exports	28.55	272.00	36.53	382.00	-21.85	-28.80
	xvi) Misc. other business services, n.i.e.	19,634.65	187,069.00	22,729.13	237,670.00	-13.61	-21.29
	xvii) Refund	-984.94	-9,384.00	-845.97	-8,846.00	16.43	6.08
J	PERSONAL, CULTURAL, AND RECREATIONAL SERV.	651.59	6,208.00	288.24	3,014.00	126.06	105.97
	i) Audiovisual and related services	293.99	2,801.00	184.09	1,925.00	59.70	45.51
	ii) Earnings of professional artists	45.03	429.00	42.08	440.00	7.01	-2.50
	iii) Other personal, cult. & recreation serv.	312.57	2,978.00	62.07	649.00	403.58	358.86
K	GOVERNMENT SERVICES, n.i.e.	87,691.60	835,481.00	259,363.29	2,712,065.00	-66.19	-69.19
	i) Remitt. Rec. by foreign Missions in Pak.	22,085.77	210,422.00	14,928.14	156,098.00	47.95	34.80
	ii) Military units and agencies	12,436.64	118,490.00	185,380.04	1,938,450.00	-93.29	-93.89
	iii) Other government services	35,506.09	338,284.00	1,675.49	17,520.00	2019.15	1830.84
	vi) Remittances Received by Int. Org.	13,036.38	124,204.00	17,592.38	183,957.00	-25.90	-32.48
	v) Receipt through Central govt.	0.00	0.00	0.00	0.00	0.00	0.00
	iv) Receipts through International bodies	0.00	0.00	35,818.53	374,541.00	-100.00	-100.00
	ii) Earnings of Pak Diplomatic Mission abroad	4,626.72	44,081.00	3,968.71	41,499.00	16.58	6.22

* Provisional

Source:- State Bank of Pakistan

10.23 Export of Services by Sectors (Detail) (Cumulative)

SL. No.	Description	Rs. in Millions Dollars in Thousands					
		* July - February 2013 - 2014		July - February 2012 - 2013		% Change in July - February, 2013 - 2014 over July - February, 2012 - 2013	
		Rs	\$	Rs	\$	Rs	\$
	Export of Services	354,861.05	3,380,529.00	478,025.99	4,983,327.00	-25.77	-32.16
A	Transportation	85,079.53	810,497.00	84,427.57	880,141.00	0.77	-7.91
	i) Charter of Pak ships with crew	84.08	801.00	42.49	443.00	97.88	80.81
	ii) Charter of Pak aircrafts with crew	0.94	9.00	19.76	206.00	-95.24	-95.63
	iii) Remitt. Rec. by recruit. Agents	173.10	1,649.00	315.98	3,294.00	-45.22	-49.94
	iv) Earnings of Pak road transport	144.13	1,373.00	531.90	5,545.00	-72.90	-75.24
	v) Passage Earnings of Pak air Cos.	43,458.43	414,000.00	44,701.08	466,000.00	-2.78	-11.16
	vi) Freight earnings	7,243.07	69,000.00	6,522.90	68,000.00	11.04	1.47
	vii) Oth. Local disbursement of foreign Ship/Air cons.	33,975.78	323,665.00	32,293.46	336,653.00	5.21	-3.86
B	Travel	19,991.18	190,443.00	20,042.48	208,939.00	-0.26	-8.85
	i) Official travel	0.10	1.00	0.86	9.00	-88.37	-88.89
	ii) Others official travel	496.31	4,728.00	77.70	810.00	538.75	483.70
	iii) Commercial travel	54.27	517.00	65.32	681.00	-16.92	-24.08
	iv) Non official-Delegation	0.52	5.00	25.04	261.00	-97.92	-98.08
	v) Medical	72.43	690.00	42.21	440.00	71.59	56.82
	vi) Students	225.58	2,149.00	198.85	2,073.00	13.44	3.67
	vii) Trainees	27.82	265.00	183.89	1,917.00	-84.87	-86.18
	viii) Tourists Pak national	870.11	8,289.00	1,000.02	10,425.00	-12.99	-20.49
	ix) Tourists foreign national	16,163.49	153,979.00	16,640.31	173,472.00	-2.87	-11.24
	x) Religious travel	0.00	0.00	0.48	5.00	0.00	0.00
	xi) Receipts through Exchange Cos	2,080.55	19,820.00	1,807.80	18,846.00	15.09	5.17
	xi) Others	0.00	0.00	0.00	0.00	0.00	0.00
C	COMMUNICATION SERVICES	35,155.98	334,908.00	30,045.65	313,220.00	17.01	6.92
	i) Postal services	2.31	22.00	0.38	4.00	507.89	450.00
	ii) Courier services	38.10	363.00	27.63	288.00	37.89	26.04
	iii) Telecommunication services	32,611.25	310,666.00	27,536.73	287,065.00	18.43	8.22
	iv) Call Centres	2,504.32	23,857.00	2,480.91	25,863.00	0.94	-7.76
D	CONSTRUCTION SERVICES	1,257.36	11,978.00	1,937.40	20,197.00	-35.10	-40.69
	i) Construction services	1,257.36	11,978.00	1,937.40	20,197.00	-35.10	-40.69
E	INSURANCE SERVICES	6,262.62	59,660.00	2,177.12	22,696.00	187.66	162.87
	i) Treaties and standing open cover - life	128.17	1,221.00	61.58	642.00	108.14	90.19
	ii) Surplus funds rec.by Pak ins.Cos.-abroad	8.82	84.00	13.72	143.00	-35.71	-41.26
	iii) Rev. surplus funds of f. ins. cos.-life	0.00	0.00	0.00	0.00	0.00	0.00
	iv) Insurance P & I Club	31.28	298.00	38.95	406.00	-19.69	-26.60
	v) Treaties and standing open cover-marine	144.23	1,374.00	127.29	1,327.00	13.31	3.54
	vi) Refund of Ins. payments-others	1,771.82	16,879.00	17.94	187.00	9776.37	8926.20
	vii) Other miscellaneous insurance	1,865.14	17,768.00	938.91	9,788.00	98.65	81.53
	viii) Facultative reinsurance-life	396.90	3,781.00	286.34	2,985.00	38.61	26.67
	ix) Facultative reinsurance-marine	60.25	574.00	141.49	1,475.00	-57.42	-61.08
	x) Other non-life reinsurance services	1,850.97	17,633.00	538.62	5,615.00	243.65	214.03
	xi) Services auxiliary to insurance	5.04	48.00	12.28	128.00	-58.96	-62.50

* Provisional

Source:- State Bank of Pakistan

10.23 Export of Services by Sectors (Detail) (Cumulative)

SL. No.	Description	Rs. in Millions Dollars in Thousands					
		* July - February 2013 - 2014		July - February 2012 - 2013		% Change in July - February, 2013 - 2014 over July - February, 2012 - 2013	
		Rs	\$	Rs	\$	Rs	\$
F	FINANCIAL SERVICES	4,255.78	40,542.00	3,266.15	34,049.00	30.30	19.07
	i) Bank commission and charges	1,714.30	16,331.00	1,617.10	16,858.00	6.01	-3.13
	ii) Remittances for guarantees involved	353.97	3,372.00	420.54	4,384.00	-15.83	-23.08
	iii) Others financial services	2,187.51	20,839.00	1,228.51	12,807.00	78.06	62.72
G	COMPUTER AND INFORMATION SERVICES	22,307.82	212,512.00	18,489.27	192,747.00	20.65	10.25
	i) Hardware consultancy services	117.25	1,117.00	219.38	2,287.00	-46.55	-51.16
	ii) Software consultancy services	4,258.40	40,567.00	2,372.04	24,728.00	79.52	64.05
	iii) Maintenance & repairs of computer	25.61	244.00	4.51	47.00	467.85	419.15
	iv) Export of Computer Software	15,396.15	146,669.00	13,581.07	141,580.00	13.36	3.59
	v) Other computer services	2,457.40	23,410.00	2,210.40	23,043.00	11.17	1.59
	vi) Earnings of journalists / authors	29.18	278.00	22.16	231.00	31.68	20.35
	vii) Subscription to news papers/periodicals	20.47	195.00	58.61	611.00	-65.07	-68.09
	viii) News agents and correspondents	3.36	32.00	21.10	220.00	-84.08	-85.45
H	ROYALTIES AND LICENSE FEES	518.77	4,942.00	312.72	3,260.00	65.89	51.60
	i) Royalties, license fees & trade marks	518.77	4,942.00	312.72	3,260.00	65.89	51.60
I	OTHER BUSINESS SERVICES	50,117.87	477,440.00	49,302.42	513,968.00	1.65	-7.11
	i) Merchanting. & trade related services	1,166.03	11,108.00	980.64	10,223.00	18.91	8.66
	ii) Charter of ships without crew-op. leasing	12.81	122.00	16.02	167.00	-20.04	-26.95
	iii) Charter of aircrafts without crew--op leasing	3.15	30.00	3.65	38.00	-13.70	-21.05
	iv) Legal services	769.55	7,331.00	834.16	8,696.00	-7.75	-15.70
	v) A/c, auditing, & tax consulting Services	472.27	4,499.00	379.58	3,957.00	24.42	13.70
	vi) Bus. & manag. Consult. & public relations	8,434.92	80,354.00	7,863.36	81,974.00	7.27	-1.98
	vii) Agency commission	10,983.23	104,630.00	9,132.35	95,203.00	20.27	9.90
	viii) Printing charges of security documents	72.96	695.00	62.64	653.00	16.48	6.43
	ix) Processing and repair fees	280.70	2,674.00	172.28	1,796.00	62.93	48.89
	x) Adv. market research & pub. opinion poll	2,279.57	21,716.00	1,584.87	16,522.00	43.83	31.44
	xi) Research and development	514.26	4,899.00	337.37	3,517.00	52.43	39.29
	xii) Arch., engineering, & technical services	2,861.75	27,262.00	3,215.41	33,520.00	-11.00	-18.67
	xiii) Agri., mining, & on-site proc. services	6.93	66.00	23.12	241.00	-70.03	-72.61
	xiv) Receipts of security dep. with tenders	986.63	9,399.00	2.21	23.00	44543.89	40765.22
	xv) Services in medicine exports	30.23	288.00	37.70	393.00	-19.81	-26.72
	xvi) Misc. other business services, n.i.e.	22,229.51	211,766.00	25,566.24	266,523.00	-13.05	-20.54
	xvii) Refund	-986.63	-9,399.00	-909.18	-9,478.00	8.52	-0.83
J	PERSONAL, CULTURAL, AND RECREATIONAL SERV.	745.62	7,103.00	311.18	3,244.00	139.61	118.96
	i) Audiovisual and related services	375.07	3,573.00	196.17	2,045.00	91.20	74.72
	ii) Earnings of professional artists	48.71	464.00	42.30	441.00	15.15	5.22
	iii) Other personal, cult. & recreation serv.	321.84	3,066.00	72.71	758.00	342.64	304.49
K	GOVERNMENT SERVICES, n.i.e.	129,168.52	1,230,504.00	267,714.03	2,790,866.00	-51.75	-55.91
	i) Remitt. Rec. by foreign Missions in Pak.	24,117.01	229,747.00	16,718.59	174,288.00	44.25	31.82
	ii) Military units and agencies	12,444.33	118,549.00	185,974.16	1,938,744.00	-93.31	-93.89
	iii) Other government services	72,964.92	695,089.00	1,871.59	19,511.00	3798.55	3462.55
	vi) Remittances Received by Int. Org.	14,445.41	137,612.00	18,986.55	197,931.00	-23.92	-30.47
	v) Receipt through Central govt.	0.00	0.00	0.00	0.00	0.00	0.00
	iv) Receipts through International bodies	0.00	0.00	39,137.81	408,004.00	-100.00	-100.00
	iiiv) Earnings of Pak Diplomatic Mission abroad	5,196.85	49,507.00	5,025.33	52,388.00	3.41	-5.50

* Provisional

Source:- State Bank of Pakistan

10.24 Import of Services by Sectors (Detail) (Monthly)

SL. No	Description	Rs. in Millions Dollars in Thousands									
		* January, 2014		** December, 2013		January, 2013		% Change in January, 2014 over			
		Rs	\$	Rs	\$	Rs	\$	Rs	\$	Rs	\$
	Import of Services	65,602.15	622,495.00	63,946.68	597,795.00	59,369.81	609,096.00	2.59	4.13	10.50	2.20
A	Transportation	33,184.29	314,884.00	32,156.54	300,610.00	26,697.37	273,898.00	3.20	4.75	24.30	14.96
	i) Charter of Pak ships with crew	195.60	1,856.00	150.29	1,405.00	96.01	985.00	30.15	32.10	103.73	88.43
	ii) Freight on commodity imports - sea	1,084.84	10,294.00	1,006.81	9,412.00	63.26	649.00	7.75	9.37	1614.89	1486.13
	iii) Charter of Aircrafts with crew	19.50	185.00	0.00	0.00	15.79	162.00	100.00	100.00	23.50	14.20
	iv) Freight on commodity imports- air	363.05	3,445.00	305.94	2,860.00	84.80	870.00	18.67	20.45	328.13	295.98
	v) Oper. Exp. of Pak rail/road transport	1.90	18.00	0.00	0.00	0.00	0.00	100.00	100.00	100.00	100.00
	vi) Passage earnings of Foreign air lines	4,426.20	42,000.00	4,813.69	45,000.00	2,339.33	24,000.00	-8.05	-6.67	89.21	75.00
	vii) 8 % freight on cash imports	23,177.47	219,930.00	22,577.98	211,066.00	19,925.98	204,428.00	2.66	4.20	16.32	7.58
	ix) Freight on Foreign Economic Assistance	667.21	6,331.00	177.74	1,662.00	979.90	10,053.00	275.39	280.93	-31.91	-37.02
	x) Pak air /Shipping Cos expenses	3,248.52	30,825.00	3,124.09	29,205.00	3,192.30	32,751.00	3.98	5.55	1.76	-5.88
B	TRAVEL	10,203.13	96,817.00	7,049.49	65,901.00	9,162.06	93,997.00	44.74	46.91	11.36	3.00
	i) Official travel -Business	41.10	390.00	24.71	231.00	81.68	838.00	66.33	68.83	-49.68	-53.46
	ii) Commercial Travel-Business	1.16	11.00	0.21	2.00	11.50	118.00	452.38	450.00	-89.91	-90.68
	iii) Non-official-Business	0.00	0.00	6.95	65.00	26.90	276.00	-100.00	-100.00	-100.00	-100.00
	iv) Medical - Personal Travel	8.54	81.00	9.95	93.00	27.97	287.00	-14.17	-12.90	-69.47	-71.78
	v) Students and trainees	713.04	6,766.00	565.34	5,285.00	630.74	6,471.00	26.13	28.02	13.05	4.56
	vi) Holiday (on recreational tours abroad)	2,556.13	24,255.00	1,285.58	12,018.00	1,030.96	10,577.00	98.83	101.82	147.94	129.32
	vii) Religious travel - Hajj	0.21	2.00	0.00	0.00	0.00	0.00	100.00	100.00	100.00	100.00
	viii) Religious travel - other - By air	0.00	0.00	0.00	0.00	0.19	2.00	0.00	0.00	-100.00	-100.00
	ix) Religious travel - other - By land	0.00	0.00	0.00	0.00	0.00	0.00	0.00	0.00	0.00	0.00
	x) Salary of officials on leave abroad	0.00	0.00	0.00	0.00	0.00	0.00	0.00	0.00	0.00	0.00
	xi) Payments through Exchange Cos.	6,354.76	60,300.00	4,631.84	43,300.00	7,212.93	74,000.00	37.20	39.26	-11.90	-18.51
	xii) Others	528.19	5,012.00	524.91	4,907.00	139.19	1,428.00	0.62	2.14	279.47	250.98
C	COMMUNICATION SERVICES	888.93	8,435.00	1,260.76	11,786.00	617.88	6,339.00	-29.49	-28.43	43.87	33.07
	i) Postal and courier services	89.79	852.00	53.38	499.00	40.94	420.00	68.21	70.74	119.32	102.86
	ii) Telecommunication services	799.14	7,583.00	1,207.38	11,287.00	576.94	5,919.00	-33.81	-32.82	38.51	28.11
D	CONSTRUCTION SERVICES	857.84	8,140.00	5.99	56.00	233.45	2,395.00	14221.20	14435.71	267.46	239.87
	i) Construction services	857.84	8,140.00	5.99	56.00	233.45	2,395.00	14221.20	14435.71	267.46	239.87
E	INSURANCE SERVICES	2,027.57	19,239.00	1,658.86	15,508.00	1,937.36	19,876.00	22.23	24.06	4.66	-3.20
	i) Treaties and standing open cover-life	25.82	245.00	25.99	243.00	46.59	478.00	-0.65	0.82	-44.58	-48.74
	ii) Surplus funds of foreign insurance cos.	0.00	0.00	0.00	0.00	0.00	0.00	0.00	0.00	0.00	0.00
	iii) Rev. surplus funds of f. Ins. Cos. -life	0.00	0.00	0.00	0.00	0.00	0.00	0.00	0.00	0.00	0.00
	iv) Insurance P & I Club	464.54	4,408.00	480.62	4,493.00	360.65	3,700.00	-3.35	-1.89	28.81	19.14
	v) Treaties and standing open cover-marine	12.86	122.00	45.46	425.00	88.11	904.00	-71.71	-71.29	-85.40	-86.50
	vi) Accidental and health insurance services	0.00	0.00	0.00	0.00	0.29	3.00	0.00	0.00	-100.00	-100.00
	vii) Motor vehicle insurance	0.00	0.00	0.00	0.00	0.00	0.00	0.00	0.00	0.00	0.00
	viii) Surplus fund of foreign insurance Cos- Marine	0.00	0.00	0.00	0.00	7.02	72.00	0.00	0.00	-100.00	-100.00
	ix) Marine, aviation & other transport ins.	0.00	0.00	0.00	0.00	0.00	0.00	0.00	0.00	0.00	0.00
	x) Facultative reinsurance-life	890.51	8,450.00	286.47	2,678.00	100.69	1,033.00	210.86	215.53	784.41	718.01
	xi) Facultative reinsurance-marine	475.61	4,513.00	385.20	3,601.00	223.80	2,296.00	23.47	25.33	112.52	96.56
	xii) Other non-life reinsurance services	61.44	583.00	402.96	3,767.00	1,001.04	10,270.00	-84.75	-84.52	-93.86	-94.32
	xiii) Auxiliary services	22.66	215.00	12.41	116.00	0.29	3.00	82.59	85.34	7713.79	7066.67
	xiv) Insurance under Foreign Economic Assistance	74.13	703.00	19.75	185.00	108.88	1,117.00	275.34	280.00	-31.92	-37.06

* Provisional

Source:- State Bank of Pakistan

** Revised by SBP

10.24 Import of Services by Sectors (Detail) (Monthly)

SL. No	Description	Rs. in Millions Dollars in Thousands									
		* January, 2014		** December, 2013		January, 2013		% Change in January, 2014 over			
		Rs	\$	Rs	\$	Rs	\$	December, 2013		January, 2013	
F	FINANCIAL SERVICES	815.16	7,735.00	2,757.82	25,781.00	1,266.75	12,996.00	-70.44	-70.00	-35.65	-40.48
	i) Bank commission and charges	729.59	6,923.00	2,751.40	25,721.00	1,228.44	12,603.00	-73.48	-73.08	-40.61	-45.07
	ii) Remittances for guarantees involved	65.97	626.00	9.95	93.00	32.95	338.00	563.02	573.12	100.21	85.21
	iii) Others financial services	19.60	186.00	-3.53	-33.00	5.36	55.00	-655.24	-663.64	265.67	238.18
G	COMPUTER AND INFORMATION SERVICES	1,786.40	16,951.00	1,592.82	14,890.00	1,334.58	13,692.00	12.15	13.84	33.85	23.80
	i) Hardware consultancy services	20.66	196.00	11.45	107.00	64.72	664.00	80.44	83.18	-68.08	-70.48
	ii) Software consultancy services	912.01	8,654.00	960.71	8,981.00	970.82	9,960.00	-5.07	-3.64	-6.06	-13.11
	iii) Maintenance & repairs of computer	49.53	470.00	68.25	638.00	36.75	377.00	-27.43	-26.33	34.78	24.67
	iv) Export of Computer Software	422.28	4,007.00	139.60	1,305.00	49.22	505.00	202.49	207.05	757.94	693.47
	v) Other computer services	141.64	1,344.00	185.17	1,731.00	112.87	1,158.00	-23.51	-22.36	25.49	16.06
	vi) Earnings of journalists / authors	165.46	1,570.00	122.80	1,148.00	50.49	518.00	34.74	36.76	227.71	203.09
	vii) Subscription to news papers/periodicals	66.81	634.00	101.52	949.00	44.45	456.00	-34.19	-33.19	50.30	39.04
	viii) News agents and correspondents	8.01	76.00	3.32	31.00	5.26	54.00	141.27	145.16	52.28	40.74
H	ROYALTIES AND LICENSE FEES	497.10	4,717.00	524.91	4,907.00	872.28	8,949.00	-5.30	-3.87	-43.01	-47.29
	i) Royalties and trade marks	497.10	4,717.00	524.91	4,907.00	872.28	8,949.00	-5.30	-3.87	-43.01	-47.29
	ii) Exchange cos.	0.00	0.00	0.00	0.00	0.00	0.00	0.00	0.00	0.00	0.00
I	OTHER BUSINESS SERVICES	11,513.38	109,250.00	13,595.48	127,095.00	11,375.76	116,708.00	-15.31	-14.04	1.21	-6.39
	i) Merchanting services	21.71	206.00	10.16	95.00	4.00	41.00	113.68	116.84	442.75	402.44
	ii) Charter of ships without crew-op. leasing	316.68	3,005.00	59.90	560.00	200.50	2,057.00	428.68	436.61	57.95	46.09
	iii) Charter of air crafts without crew - op. leasing	746.76	7,086.00	375.58	3,511.00	0.00	0.00	98.83	101.82	100.00	100.00
	iv) Legal services	369.17	3,503.00	44.71	418.00	8.97	92.00	725.70	738.04	4015.61	3707.61
	v) A/c, audit, bookkeeping, tax cons. Ser.	2.00	19.00	0.21	2.00	2.14	22.00	852.38	850.00	-6.54	-13.64
	vi) Buss. & Mang. consult., and public rel.	171.57	1,628.00	172.33	1,611.00	51.76	531.00	-0.44	1.06	231.47	206.59
	vii) Agency commission	1,719.79	16,319.00	1,769.30	16,540.00	1,357.39	13,926.00	-2.80	-1.34	26.70	17.18
	viii) Printing charges of security documents	0.32	3.00	0.86	8.00	0.00	0.00	-62.79	-62.50	100.00	100.00
	ix) Processing and repair fees	13.59	129.00	5.46	51.00	5.56	57.00	148.90	152.94	144.42	126.32
	x) Adv., market res., & public opin. Poll.	363.16	3,446.00	416.87	3,897.00	211.42	2,169.00	-12.88	-11.57	71.77	58.88
	xi) Research and development Services	6.85	65.00	25.46	238.00	28.07	288.00	-73.10	-72.69	-75.60	-77.43
	xii) Architect., eng., and technical services	1,163.04	11,036.00	2,678.12	25,036.00	2,061.24	21,147.00	-56.57	-55.92	-43.58	-47.81
	xiii) Agri., mining, & on-site proc. services	0.00	0.00	0.00	0.00	1.46	15.00	0.00	0.00	-100.00	-100.00
	xiv) Receipt of sec. Deposits with tenders	0.00	0.00	0.32	3.00	0.00	0.00	-100.00	-100.00	0.00	0.00
	xv) Payments to journalists	2.21	21.00	3.64	34.00	1.85	19.00	-39.29	-38.24	19.46	10.53
	xvi) Technical fees to foreigners	1,375.49	13,052.00	2,755.89	25,763.00	1,793.09	18,396.00	-50.09	-49.34	-23.29	-29.05
	xvii) Miscellaneous services, n.s.e.	2,424.29	23,004.00	2,410.06	22,530.00	2,963.44	30,403.00	0.59	2.10	-18.19	-24.34
	xviii) Exchange Cos	2,950.80	28,000.00	2,995.19	28,000.00	2,729.22	28,000.00	-1.48	0.00	8.12	0.00
	xix) Refund	-134.05	-1,272.00	-128.58	-1,202.00	-44.35	-455.00	4.25	5.82	202.25	179.56
J	PERSONAL, CULTURAL, AND RECREATIONAL SERV	26.56	252.00	12.41	116.00	27.39	281.00	114.02	117.24	-3.03	-10.32
	i) Audiovisual & related serv.-P.C.R serv.	15.18	144.00	6.53	61.00	17.74	182.00	132.47	136.07	-14.43	-20.88
	ii) Payment to professional artisits	0.00	0.00	0.00	0.00	0.00	0.00	0.00	0.00	0.00	0.00
	iii) Other personal, cult., & rec. services	11.38	108.00	5.88	55.00	9.65	99.00	93.54	96.36	17.93	9.09
K	GOVERNMENT SERVICES, n.i.e.	3,801.79	36,075.00	3,331.60	31,145.00	5,844.93	59,965.00	14.11	15.83	-34.96	-39.84
	i) Foreign Missions	241.44	2,291.00	779.82	7,290.00	358.40	3,677.00	-69.04	-68.57	-32.63	-37.69
	ii) Military units and agencies	29.72	282.00	60.65	567.00	1.36	14.00	-51.00	-50.26	2085.29	1914.29
	iii) Govt. remitt. not specified elsewhere.	702.29	6,664.00	881.33	8,239.00	183.25	1,880.00	-20.31	-19.12	283.24	254.47
	iv) Remittances to Int. Organizations.	653.60	6,202.00	260.90	2,439.00	325.36	3,338.00	150.52	154.28	100.89	85.80
	v) Payment through int. bodies (Rs. A/c)	0.00	0.00	0.00	0.00	1,678.76	17,223.00	0.00	0.00	-100.00	-100.00
	vi) Expenditure of Pak Diplomatic Mission abroad	866.48	8,222.00	1,000.39	9,352.00	1,731.62	17,765.00	-13.39	-12.08	-49.96	-53.72
	vii) Technical Assistance	1,308.26	12,414.00	348.51	3,258.00	1,566.18	16,068.00	275.39	281.03	-16.47	-22.74

* Provisional

** Revised by SBP

Source:- State Bank of Pakistan

10.24 Import of Services by Sectors (Detail) (Monthly)

SL. No	Description	Rs. in Millions Dollars in Thousands									
		* February, 2014		** January, 2014		February, 2013		% Change in February, 2014 over			
		Rs	\$	Rs	\$	Rs	\$	Rs	\$	Rs	\$
	Import of Services	61,678.71	587,078.00	65,400.58	620,583.00	58,806.65	600,261.00	-5.69	-5.40	4.88	-2.20
A	Transportation	31,191.52	296,891.00	34,390.96	326,334.00	24,778.91	252,927.00	-9.30	-9.02	25.88	17.38
	i) Charter of Pak ships with crew	1,047.03	9,966.00	195.60	1,856.00	57.90	591.00	435.29	436.96	1708.34	1586.29
	ii) Freight on commodity imports - sea	156.44	1,489.00	1,084.31	10,289.00	53.49	546.00	-85.57	-85.53	192.47	172.71
	iii) Charter of Aircrafts with crew	0.00	0.00	19.50	185.00	8.52	87.00	-100.00	-100.00	-100.00	-100.00
	iv) Freight on commodity imports- air	103.27	983.00	362.42	3,439.00	96.50	985.00	-71.51	-71.42	7.02	-0.20
	v) Oper. Exp. of Pak rail/road transport	0.00	0.00	1.90	18.00	0.88	9.00	-100.00	-100.00	-100.00	-100.00
	vi) Passage earnings of Foreign air lines	4,622.66	44,000.00	4,636.97	44,000.00	2,939.06	30,000.00	-0.31	0.00	57.28	46.67
	vii) 8 % freight on cash imports	20,049.18	190,834.54	23,366.62	221,724.70	18,600.39	189,860.60	-14.20	-13.93	7.79	0.51
	ix) Freight on Foreign Economic Assistance	913.34	8,693.46	373.84	3,547.31	941.32	9,608.40	144.31	145.07	-2.97	-9.52
	x) Pak air /Shipping Cos expenses	4,299.60	40,925.00	4,349.80	41,275.00	2,080.85	21,240.00	-1.15	-0.85	106.63	92.68
B	TRAVEL	6,934.84	66,008.00	9,886.88	93,816.00	9,206.80	93,977.00	-29.86	-29.64	-24.68	-29.76
	i) Official travel -Business	159.80	1,521.00	41.10	390.00	173.11	1,767.00	288.81	290.00	-7.69	-13.92
	ii) Commercial Travel-Business	2.21	21.00	1.16	11.00	0.88	9.00	90.52	90.91	151.14	133.33
	iii) Non-official-Business	5.99	57.00	0.00	0.00	268.63	2,742.00	100.00	100.00	-97.77	-97.92
	iv) Medical - Personal Travel	7.56	72.00	8.54	81.00	5.39	55.00	-11.48	-11.11	40.26	30.91
	v) Students and trainees	693.19	6,598.00	713.04	6,766.00	404.02	4,124.00	-2.78	-2.48	71.57	59.99
	vi) Holiday (on recreational tours abroad)	1,164.81	11,087.00	2,556.03	24,254.00	2,397.29	24,470.00	-54.43	-54.29	-51.41	-54.69
	vii) Religious travel - Hajj	0.00	0.00	0.21	2.00	783.75	8,000.00	-100.00	-100.00	-100.00	-100.00
	viii) Religious travel - other - By air	0.00	0.00	0.00	0.00	0.00	0.00	0.00	0.00	0.00	0.00
	ix) Religious travel - other - By land	0.00	0.00	0.00	0.00	0.00	0.00	0.00	0.00	0.00	0.00
	x) Salary of officials on leave abroad	0.00	0.00	0.00	0.00	1.67	17.00	0.00	0.00	-100.00	-100.00
	xi) Payments through Exchange Cos.	4,727.72	45,000.00	6,428.53	61,000.00	5,094.37	52,000.00	-26.46	-26.23	-7.20	-13.46
	xii) Others	173.56	1,652.00	138.27	1,312.00	77.69	793.00	25.52	25.91	123.40	108.32
C	COMMUNICATION SERVICES	1,403.29	13,357.00	888.93	8,435.00	863.98	8,819.00	57.86	58.35	62.42	51.46
	i) Postal and courier services	67.55	643.00	89.79	852.00	13.42	137.00	-24.77	-24.53	403.35	369.34
	ii) Telecommunication services	1,335.74	12,714.00	799.14	7,583.00	850.56	8,682.00	67.15	67.66	57.04	46.44
D	CONSTRUCTION SERVICES	93.71	892.00	857.84	8,140.00	2.74	28.00	-89.08	-89.04	3320.07	3085.71
	i) Construction services	93.71	892.00	857.84	8,140.00	2.74	28.00	-89.08	-89.04	3320.07	3085.71
E	INSURANCE SERVICES	3,177.24	30,242.00	1,967.47	18,669.00	1,784.07	18,211.00	61.49	61.99	78.09	66.06
	i) Treaties and standing open cover-life	49.38	470.00	25.82	245.00	9.50	97.00	91.25	91.84	419.79	384.54
	ii) Surplus funds of foreign insurance cos.	0.00	0.00	0.00	0.00	0.00	0.00	0.00	0.00	0.00	0.00
	iii) Rev. surplus funds of f. Ins. Cos. -life	0.00	0.00	0.00	0.00	0.00	0.00	0.00	0.00	0.00	0.00
	iv) Insurance P & I Club	463.11	4,408.00	464.54	4,408.00	407.06	4,155.00	-0.31	0.00	13.77	6.09
	v) Treaties and standing open cover-marine	532.87	5,072.00	12.86	122.00	97.58	996.00	4043.62	4057.38	446.09	409.24
	vi) Accidental and health insurance services	0.00	0.00	0.00	0.00	0.00	0.00	0.00	0.00	0.00	0.00
	vii) Motor vehicle insurance	2.31	22.00	0.00	0.00	2.25	23.00	100.00	100.00	2.67	-4.35
	viii) Surplus fund of foreign insurance Cos- Marine	0.00	0.00	0.00	0.00	0.00	0.00	0.00	0.00	0.00	0.00
	ix) Marine, aviation & other transport ins.	0.00	0.00	0.00	0.00	21.06	215.00	0.00	0.00	-100.00	-100.00
	x) Facultative reinsurance-life	212.43	2,022.00	863.00	8,189.00	161.75	1,651.00	-75.38	-75.31	31.33	22.47
	xi) Facultative reinsurance-marine	295.64	2,814.00	475.61	4,513.00	304.88	3,112.00	-37.84	-37.65	-3.03	-9.58
	xii) Other non-life reinsurance services	1,517.60	14,445.00	61.44	583.00	675.40	6,894.00	2370.05	2377.70	124.70	109.53
	xiii) Auxiliary services	2.42	23.00	22.66	215.00	0.00	0.00	-89.32	-89.30	100.00	100.00
	xiv) Insurance under Foreign Economic Assistance	101.48	966.00	41.54	394.00	104.59	1,068.00	144.29	145.18	-2.97	-9.55

* Provisional

** Revised by SBP

Source:- State Bank of Pakistan

10.24 Import of Services by Sectors (Detail) (Monthly)

SL. No	Description	Rs. in Millions Dollars in Thousands									
		* February, 2014		** January, 2014		February, 2013		% Change in February, 2014 over			
		Rs	\$	Rs	\$	Rs	\$	January, 2014		February, 2013	
						Rs	\$	Rs	\$		
F	FINANCIAL SERVICES	744.88	7,090.00	811.78	7,703.00	694.01	7,084.00	-8.24	-7.96	7.33	0.08
	i) Bank commission and charges	681.11	6,483.00	726.21	6,891.00	597.51	6,099.00	-6.21	-5.92	13.99	6.30
	ii) Remittances for guarantees involved	35.30	336.00	65.97	626.00	1.18	12.00	-46.49	-46.33	2891.53	2700.00
	iii) Others financial services	28.47	271.00	19.60	186.00	95.32	973.00	45.26	45.70	-70.13	-72.15
G	COMPUTER AND INFORMATION SERVICES	938.93	8,937.00	1,786.40	16,951.00	1,360.88	13,891.00	-47.44	-47.28	-31.01	-35.66
	i) Hardware consultancy services	3.05	29.00	20.66	196.00	0.00	0.00	-85.24	-85.20	100.00	100.00
	ii) Software consultancy services	549.68	5,232.00	912.01	8,654.00	953.33	9,731.00	-39.73	-39.54	-42.34	-46.23
	iii) Maintenance & repairs of computer	5.25	50.00	49.53	470.00	35.17	359.00	-89.40	-89.36	-85.07	-86.07
	iv) Export of Computer Software	109.68	1,044.00	422.28	4,007.00	82.88	846.00	-74.03	-73.95	32.34	23.40
	v) Other computer services	65.77	626.00	141.64	1,344.00	121.87	1,244.00	-53.57	-53.42	-46.03	-49.68
	vi) Earnings of journalists / authors	71.02	676.00	165.46	1,570.00	106.20	1,084.00	-57.08	-56.94	-33.13	-37.64
	vii) Subscription to news papers/periodicals	134.27	1,278.00	66.81	634.00	60.45	617.00	100.97	101.58	122.12	107.13
	viii) News agents and correspondents	0.21	2.00	8.01	76.00	0.98	10.00	-97.38	-97.37	-78.57	-80.00
H	ROYALTIES AND LICENSE FEES	1,277.43	12,159.00	497.10	4,717.00	1,089.22	11,118.00	156.98	157.77	17.28	9.36
	i) Royalties and trade marks	1,277.43	12,159.00	497.10	4,717.00	1,089.22	11,118.00	156.98	157.77	17.28	9.36
	ii) Exchange cos.	0.00	0.00	0.00	0.00	0.00	0.00	0.00	0.00	0.00	0.00
I	OTHER BUSINESS SERVICES	11,743.45	111,778.00	11,164.77	105,942.00	12,637.75	128,998.00	5.18	5.51	-7.08	-13.35
	i) Merchanting services	30.78	293.00	21.71	206.00	6.86	70.00	41.78	42.23	348.69	318.57
	ii) Charter of ships without crew-op. leasing	1,036.00	9,861.00	316.68	3,005.00	283.42	2,893.00	227.14	228.15	265.54	240.86
	iii) Charter of air crafts without crew - op. leasing	455.65	4,337.00	746.76	7,086.00	253.05	2,583.00	-38.98	-38.79	80.06	67.91
	iv) Legal services	42.55	405.00	369.17	3,503.00	11.85	121.00	-88.47	-88.44	259.07	234.71
	v) A/c, audit, bookkeeping, tax cons. Ser.	0.11	1.00	2.00	19.00	4.51	46.00	-94.50	-94.74	-97.56	-97.83
	vi) Buss. & Mang. consult., and public rel.	162.32	1,545.00	118.77	1,127.00	183.59	1,874.00	36.67	37.09	-11.59	-17.56
	vii) Agency commission	1,308.84	12,458.00	1,720.11	16,322.00	1,266.93	12,932.00	-23.91	-23.67	3.31	-3.67
	viii) Printing charges of security documents	0.00	0.00	0.32	3.00	0.00	0.00	-100.00	-100.00	0.00	0.00
	ix) Processing and repair fees	7.14	68.00	13.59	129.00	1.27	13.00	-47.46	-47.29	462.20	423.08
	x) Adv., market res., & public opin. Poll.	323.38	3,078.00	362.32	3,438.00	233.07	2,379.00	-10.75	-10.47	38.75	29.38
	xi) Research and development Services	4.52	43.00	6.85	65.00	17.24	176.00	-34.01	-33.85	-73.78	-75.57
	xii) Architect., eng., and technical services	3,043.60	28,970.00	1,163.04	11,036.00	2,320.78	23,689.00	161.69	162.50	31.15	22.29
	xiii) Agri., mining, & on-site proc. services	0.00	0.00	0.00	0.00	1.57	16.00	0.00	0.00	-100.00	-100.00
	xiv) Receipt of sec. Deposits with tenders	0.00	0.00	0.00	0.00	0.00	0.00	0.00	0.00	0.00	0.00
	xv) Payments to journalists	4.31	41.00	2.21	21.00	0.98	10.00	95.02	95.24	339.80	310.00
	xvi) Technical fees to foreigners	2,389.60	22,745.00	1,375.49	13,052.00	3,853.50	39,334.00	73.73	74.26	-37.99	-42.17
	xvii) Miscellaneous services, n.s.e.	285.24	2,715.00	2,129.21	20,204.00	1,729.73	17,656.00	-86.60	-86.56	-83.51	-84.62
	xviii) Exchange Cos	2,731.57	26,000.00	2,950.80	28,000.00	2,547.19	26,000.00	-7.43	-7.14	7.24	0.00
	xix) Refund	-82.16	-782.00	-134.26	-1,274.00	-77.79	-794.00	-38.81	-38.62	5.62	-1.51
J	PERSONAL, CULTURAL, AND RECREATIONAL SERV	59.46	566.00	25.82	245.00	2.94	30.00	130.29	131.02	1922.45	1786.67
	i) Audiovisual & related serv.-P.C.R serv.	16.60	158.00	14.44	137.00	0.00	0.00	14.96	15.33	100.00	100.00
	ii) Payment to professional artisits	0.00	0.00	0.00	0.00	0.00	0.00	0.00	0.00	0.00	0.00
	iii) Other personal, cult., & rec. services	42.86	408.00	11.38	108.00	2.94	30.00	276.63	277.78	1357.82	1260.00
K	GOVERNMENT SERVICES, n.i.e.	4,113.96	39,158.00	3,122.63	29,631.00	6,385.35	65,178.00	31.75	32.15	-35.57	-39.92
	i) Foreign Missions	11.24	107.00	241.44	2,291.00	437.63	4,467.00	-95.34	-95.33	-97.43	-97.60
	ii) Military units and agencies	26.16	249.00	29.72	282.00	22.92	234.00	-11.98	-11.70	14.14	6.41
	iii) Govt. remitt. not specified elsewhere.	1,017.30	9,683.00	702.29	6,664.00	680.39	6,945.00	44.85	45.30	49.52	39.42
	iv) Remittances to Int. Organizations.	404.59	3,851.00	549.69	5,216.00	331.13	3,380.00	-26.40	-26.17	22.18	13.93
	v) Payment through int. bodies(Rs. A/c)	0.00	0.00	0.00	0.00	1,959.57	20,002.00	0.00	0.00	-100.00	-100.00
	vi) Expenditure of Pak Diplomatic Mission abroad	863.81	8,222.00	866.48	8,222.00	1,206.14	12,312.00	-0.31	0.00	-28.38	-33.22
	vii) Technical Assistance	1,790.86	17,046.00	733.01	6,956.00	1,747.57	17,838.00	144.32	145.05	2.48	-4.44

* Provisional

** Revised by SBP

Source:- State Bank of Pakistan

10.25 Import of Services by Sectors (Detail) (Cumulative)

SL. No.	Description	Rs. in Millions Dollars in Thousands					
		* July - January 2013 - 2014		July - January 2012 - 2013		% Change in July - January, 2013 - 2014 over July - January, 2012 - 2013	
		Rs	\$	Rs	\$	Rs	\$
	Import of Services	461,094.86	4,393,077.00	462,397.45	4,835,118.00	-0.28	-9.14
A	Transportation	221,873.40	2,113,897.00	184,351.60	1,927,696.00	20.35	9.66
	i) Charter of Pak ships with crew	784.26	7,472.00	688.75	7,202.00	13.87	3.75
	ii) Freight on commodity imports - sea	2,460.46	23,442.00	795.00	8,313.00	209.49	181.99
	iii) Charter of Aircrafts with crew	20.47	195.00	85.21	891.00	-75.98	-78.11
	iv) Freight on commodity imports- air	1,398.16	13,321.00	671.92	7,026.00	108.08	89.60
	v) Oper. Exp. of Pak rail/road transport	15.95	152.00	1.05	11.00	1419.05	1281.82
	vi) Passage earnings of Foreign air lines	38,520.11	367,000.00	24,386.45	255,000.00	57.96	43.92
	vii) 8 % freight on cash imports	154,921.07	1,476,009.00	130,805.45	1,367,784.00	18.44	7.91
	ix) Freight on Foreign Economic Assistance	4,432.20	42,228.00	11,368.59	118,877.00	-61.01	-64.48
	x) Pak air /Shipping Cos expenses	19,320.72	184,078.00	15,549.18	162,592.00	24.26	13.21
B	TRAVEL	65,232.60	621,503.00	74,411.65	778,095.00	-12.34	-20.13
	i) Official travel -Business	541.49	5,159.00	600.19	6,276.00	-9.78	-17.80
	ii) Commercial Travel-Business	11.55	110.00	30.32	317.00	-61.91	-65.30
	iii) Non-official-Business	65.18	621.00	331.46	3,466.00	-80.34	-82.08
	iv) Medical - Personal Travel	43.98	419.00	94.77	991.00	-53.59	-57.72
	v) Students and trainees	3,548.57	33,809.00	3,120.32	32,628.00	13.72	3.62
	vi) Holiday (on recreational tours abroad)	12,576.45	119,822.00	9,856.24	103,063.00	27.60	16.26
	vii) Religious travel - Hajj	10,399.80	99,084.00	12,114.04	126,672.00	-14.15	-21.78
	viii) Religious travel - other - By air	0.00	0.00	0.19	2.00	-100.00	-100.00
	ix) Religious travel - other - By land	0.63	6.00	0.00	0.00	100.00	100.00
	x) Salary of officials on leave abroad	0.00	0.00	0.00	0.00	0.00	0.00
	xi) Payments through Exchange Cos.	36,200.50	344,900.00	46,860.23	490,000.00	-22.75	-29.61
	xii) Others	1,844.45	17,573.00	1,403.89	14,680.00	31.38	19.71
C	COMMUNICATION SERVICES	11,749.48	111,943.00	9,700.16	101,431.00	21.13	10.36
	i) Postal and courier services	398.64	3,798.00	361.97	3,785.00	10.13	0.34
	ii) Telecommunication services	11,350.84	108,145.00	9,338.19	97,646.00	21.55	10.75
D	CONSTRUCTION SERVICES	1,797.53	17,126.00	418.30	4,374.00	329.72	291.54
	i) Construction services	1,797.53	17,126.00	418.30	4,374.00	329.72	291.54
E	INSURANCE SERVICES	14,335.81	136,584.00	14,831.33	155,086.00	-3.34	-11.93
	i) Treaties and standing open cover-life	353.71	3,370.00	397.55	4,157.00	-11.03	-18.93
	ii) Surplus funds of foreign insurance cos.	6.19	59.00	0.00	0.00	100.00	100.00
	iii) Rev. surplus funds of f. Ins. Cos. -life	4.20	40.00	9.37	98.00	-55.18	-59.18
	iv) Insurance P & I Club	3,125.84	29,781.00	2,323.89	24,300.00	34.51	22.56
	v) Treaties and standing open cover-marine	673.73	6,419.00	999.75	10,454.00	-32.61	-38.60
	vi) Accidental and health insurance services	962.79	9,173.00	882.02	9,223.00	9.16	-0.54
	vii) Motor vehicle insurance	0.00	0.00	4.02	42.00	-100.00	-100.00
	viii) Surplus fund of foreign insurance Cos- Marine	11.55	110.00	24.29	254.00	-52.45	-56.69
	ix) Marine, aviation & other transport ins.	0.00	0.00	0.00	0.00	0.00	0.00
	x) Facultative reinsurance-life	2,215.17	21,105.00	1,507.85	15,767.00	46.91	33.86
	xi) Facultative reinsurance-marine	2,942.85	28,038.00	2,898.64	30,310.00	1.53	-7.50
	xii) Other non-life reinsurance services	2,925.53	27,873.00	4,479.46	46,840.00	-34.69	-40.49
	xiii) Auxiliary services	621.78	5,924.00	65.70	687.00	846.39	762.30
	xiv) Insurance under Foreign Economic Assistance	492.47	4,692.00	1,238.79	12,954.00	-60.25	-63.78

* Provisional

Source:- State Bank of Pakistan

10.25 Import of Services by Sectors (Detail) (Cumulative)

SL. No.	Description	Rs. in Millions Dollars in Thousands					
		* July - January 2013 - 2014		July - January 2012 - 2013		% Change in July - January, 2013 - 2014 over July - January, 2012 - 2013	
		Rs	\$	Rs	\$	Rs	\$
F	FINANCIAL SERVICES	12,906.75	122,969.00	6,947.65	72,649.00	85.77	69.26
	i) Bank commission and charges	12,005.15	114,379.00	6,610.16	69,120.00	81.62	65.48
	ii) Remittances for guarantees involved	416.16	3,965.00	44.28	463.00	839.84	756.37
	iii) Others financial services	485.44	4,625.00	293.21	3,066.00	65.56	50.85
G	COMPUTER AND INFORMATION SERVICES	9,912.06	94,437.00	11,169.77	116,798.00	-11.26	-19.15
	i) Hardware consultancy services	138.86	1,323.00	243.96	2,551.00	-43.08	-48.14
	ii) Software consultancy services	6,329.26	60,302.00	7,320.62	76,549.00	-13.54	-21.22
	iii) Maintenance & repairs of computer	400.32	3,814.00	376.13	3,933.00	6.43	-3.03
	iv) Export of Computer Software	1,174.29	11,188.00	1,442.05	15,079.00	-18.57	-25.80
	v) Other computer services	752.77	7,172.00	1,063.54	11,121.00	-29.22	-35.51
	vi) Earnings of journalists / authors	548.31	5,224.00	317.50	3,320.00	72.70	57.35
	vii) Subscription to news papers/periodicals	528.68	5,037.00	380.72	3,981.00	38.86	26.53
	viii) News agents and correspondents	39.57	377.00	25.25	264.00	56.71	42.80
H	ROYALTIES AND LICENSE FEES	6,625.04	63,120.00	7,901.02	82,618.00	-16.15	-23.60
	i) Royalties and trade marks	6,625.04	63,120.00	7,901.02	82,618.00	-16.15	-23.60
	ii) Exchange cos.	0.00	0.00	0.00	0.00	0.00	0.00
I	OTHER BUSINESS SERVICES	87,426.37	832,954.00	101,057.04	1,056,716.00	-13.49	-21.18
	i) Merchandising services	99.82	951.00	10.23	107.00	875.76	788.79
	ii) Charter of ships without crew-op. leasing	1,915.51	18,250.00	1,669.37	17,456.00	14.74	4.55
	iii) Charter of air crafts without crew - op. leasing	2,580.74	24,588.00	1,616.10	16,899.00	59.69	45.50
	iv) Legal services	516.30	4,919.00	191.07	1,998.00	170.22	146.20
	v) A/c, audit, bookkeeping, tax cons. Ser.	7.98	76.00	56.42	590.00	-85.86	-87.12
	vi) Buss. & Mang. consult., and public rel.	1,043.51	9,942.00	1,431.15	14,965.00	-27.09	-33.56
	vii) Agency commission	11,134.20	106,081.00	10,546.42	110,280.00	5.57	-3.81
	viii) Printing charges of security documents	7.87	75.00	6.89	72.00	14.22	4.17
	ix) Processing and repair fees	56.68	540.00	65.32	683.00	-13.23	-20.94
	x) Adv., market res., & public opin. Poll.	2,510.31	23,917.00	1,178.39	12,322.00	113.03	94.10
	xi) Research and development Services	79.45	757.00	326.11	3,410.00	-75.64	-77.80
	xii) Architect., eng., and technical services	22,452.92	213,920.00	12,239.89	127,988.00	83.44	67.14
	xiii) Agri., mining, & on-site proc. services	172.24	1,641.00	3.83	40.00	4397.13	4002.50
	xiv) Receipt of sec. Deposits with tenders	1.89	18.00	3.25	34.00	-41.85	-47.06
	xv) Payments to journalists	32.64	311.00	13.01	136.00	150.88	128.68
	xvi) Technical fees to foreigners	15,649.34	149,099.00	23,712.71	247,955.00	-34.00	-39.87
	xvii) Miscellaneous services, n.s.e.	12,099.51	115,278.00	32,527.22	340,125.00	-62.80	-66.11
	xviii) Exchange Cos	20,047.25	191,000.00	16,640.16	174,000.00	20.48	9.77
	xix) Refund	-2,981.79	-28,409.00	-1,180.50	-12,344.00	152.59	130.14
J	PERSONAL, CULTURAL, AND RECREATIONAL SERV	245.92	2,343.00	214.22	2,240.00	14.80	4.60
	i) Audiovisual & related serv.-P.C.R serv.	120.28	1,146.00	146.03	1,527.00	-17.63	-24.95
	ii) Payment to professional artisits	0.00	0.00	0.00	0.00	0.00	0.00
	iii) Other personal, cult., & rec. services	125.64	1,197.00	68.19	713.00	84.25	67.88
K	GOVERNMENT SERVICES, n.i.e.	28,989.90	276,201.00	51,394.71	537,415.00	-43.59	-48.61
	i) Foreign Missions	4,556.39	43,411.00	3,361.98	35,155.00	35.53	23.48
	ii) Military units and agencies	215.38	2,052.00	240.71	2,517.00	-10.52	-18.47
	iii) Govt. remitt. not specified elsewhere.	6,670.59	63,554.00	7,000.06	73,197.00	-4.71	-13.17
	iv) Remittances to Int. Organizations.	2,255.68	21,491.00	2,227.01	23,287.00	1.29	-7.71
	v) Payment through int. bodies (Rs. A/c)	0.00	0.00	18,469.63	193,130.00	-100.00	-100.00
	vi) Expenditure of Pak Diplomatic Mission abroad	6,862.25	65,380.00	6,279.39	65,661.00	9.28	-0.43
	vii) Technical Assistance	8,429.61	80,313.00	13,815.93	144,468.00	-38.99	-44.41

* Provisional

Source:- State Bank of Pakistan

10.25 Import of Services by Sectors (Detail) (Cumulative)

SL. No.	Description	Rs. in Millions Dollars in Thousands					
		* July - February 2013 - 2014		July - February 2012 - 2013		% Change in July - February, 2013 - 2014 over July - February, 2012 - 2013	
		Rs	\$	Rs	\$	Rs	\$
	Import of Services	529,449.76	5,043,721.00	521,389.00	5,435,378.00	1.55	-7.21
A	Transportation	258,844.08	2,465,838.00	209,176.42	2,180,623.00	23.74	13.08
	i) Charter of Pak ships with crew	1,830.50	17,438.00	747.54	7,793.00	144.87	123.76
	ii) Freight on commodity imports - sea	2,616.53	24,926.00	849.80	8,859.00	207.90	181.36
	iii) Charter of Aircrafts with crew	20.47	195.00	93.81	978.00	-78.18	-80.06
	iv) Freight on commodity imports- air	1,500.89	14,298.00	768.46	8,011.00	95.31	78.48
	v) Oper. Exp. of Pak rail/road transport	15.96	152.00	1.92	20.00	731.25	660.00
	vi) Passage earnings of Foreign air lines	46,082.73	439,000.00	27,338.65	285,000.00	68.56	54.04
	vii) 8 % freight on cash imports	175,200.74	1,669,023.00	149,417.16	1,557,644.47	17.26	7.15
	ix) Freight on Foreign Economic Assistance	5,642.60	53,753.00	12,324.98	128,485.53	-54.22	-58.16
	x) Pak air /Shipping Cos expenses	25,933.66	247,053.00	17,634.10	183,832.00	47.07	34.39
B	TRAVEL	71,751.55	683,530.00	83,653.57	872,072.00	-14.23	-21.62
	i) Official travel -Business	701.21	6,680.00	771.53	8,043.00	-9.11	-16.95
	ii) Commercial Travel-Business	13.75	131.00	31.27	326.00	-56.03	-59.82
	iii) Non-official-Business	71.17	678.00	595.50	6,208.00	-88.05	-89.08
	iv) Medical - Personal Travel	51.54	491.00	100.34	1,046.00	-48.63	-53.06
	v) Students and trainees	4,241.61	40,407.00	3,525.44	36,752.00	20.31	9.95
	vi) Holiday (on recreational tours abroad)	13,741.68	130,908.00	12,233.61	127,533.00	12.33	2.65
	vii) Religious travel - Hajj	10,401.05	99,084.00	12,918.42	134,672.00	-19.49	-26.43
	viii) Religious travel - other - By air	0.00	0.00	0.19	2.00	-100.00	-100.00
	ix) Religious travel - other - By land	0.63	6.00	0.00	0.00	100.00	100.00
	x) Salary of officials on leave abroad	0.00	0.00	1.63	17.00	0.00	0.00
	xi) Payments through Exchange Cos.	41,149.05	392,000.00	51,991.39	542,000.00	-20.85	-27.68
	xii) Others	1,379.86	13,145.00	1,484.25	15,473.00	-7.03	-15.05
C	COMMUNICATION SERVICES	13,153.00	125,300.00	10,575.74	110,250.00	24.37	13.65
	i) Postal and courier services	466.18	4,441.00	376.22	3,922.00	23.91	13.23
	ii) Telecommunication services	12,686.82	120,859.00	10,199.52	106,328.00	24.39	13.67
D	CONSTRUCTION SERVICES	1,891.39	18,018.00	422.26	4,402.00	347.92	309.31
	i) Construction services	1,891.39	18,018.00	422.26	4,402.00	347.92	309.31
E	INSURANCE SERVICES	17,539.68	167,089.00	16,623.45	173,296.00	5.51	-3.58
	i) Treaties and standing open cover-life	403.09	3,840.00	408.07	4,254.00	-1.22	-9.73
	ii) Surplus funds of foreign insurance cos.	6.19	59.00	0.00	0.00	100.00	100.00
	iii) Rev. surplus funds of f. Ins. Cos. -life	4.20	40.00	9.40	98.00	-55.32	-59.18
	iv) Insurance P & I Club	3,588.93	34,189.00	2,729.55	28,455.00	31.48	20.15
	v) Treaties and standing open cover-marine	1,206.23	11,491.00	1,098.34	11,450.00	9.82	0.36
	vi) Accidental and health insurance services	962.91	9,173.00	884.72	9,223.00	8.84	-0.54
	vii) Motor vehicle insurance	2.31	22.00	6.24	65.00	-62.98	-66.15
	viii) Surplus fund of foreign insurance Cos- Marine	11.55	110.00	24.36	254.00	-52.59	-56.69
	ix) Marine, aviation & other transport ins.	0.00	0.00	20.62	215.00	-100.00	-100.00
	x) Facultative reinsurance-life	2,400.29	22,866.00	1,670.82	17,418.00	43.66	31.28
	xi) Facultative reinsurance-marine	3,238.60	30,852.00	3,206.01	33,422.00	1.02	-7.69
	xii) Other non-life reinsurance services	4,464.15	42,527.00	5,154.44	53,734.00	-13.39	-20.86
	xiii) Auxiliary services	624.27	5,947.00	65.90	687.00	847.30	765.65
	xiv) Insurance under Foreign Economic Assistance	626.96	5,973.00	1,344.98	14,021.00	-53.39	-57.40

* Provisional

Source:- State Bank of Pakistan

10.25 Import of Services by Sectors (Detail) (Cumulative)

SL. No.	Description	Rs. in Millions Dollars in Thousands					
		* July - February 2013 - 2014		July - February 2012 - 2013		% Change in July - February, 2013 - 2014 over July - February, 2012 - 2013	
		Rs	\$	Rs	\$	Rs	\$
F	FINANCIAL SERVICES	13,649.19	130,027.00	7,648.39	79,733.00	78.46	63.08
	i) Bank commission and charges	12,683.77	120,830.00	7,215.39	75,219.00	75.79	60.64
	ii) Remittances for guarantees involved	451.48	4,301.00	45.56	475.00	890.96	805.47
	iii) Others financial services	513.94	4,896.00	387.44	4,039.00	32.65	21.22
G	COMPUTER AND INFORMATION SERVICES	10,856.84	103,426.00	12,536.34	130,689.00	-13.40	-20.86
	i) Hardware consultancy services	141.92	1,352.00	244.70	2,551.00	-42.00	-47.00
	ii) Software consultancy services	6,884.70	65,586.00	8,276.42	86,280.00	-16.82	-23.98
	iii) Maintenance & repairs of computer	405.61	3,864.00	411.71	4,292.00	-1.48	-9.97
	iv) Export of Computer Software	1,284.02	12,232.00	1,527.61	15,925.00	-15.95	-23.19
	v) Other computer services	818.57	7,798.00	1,186.11	12,365.00	-30.99	-36.93
	vi) Earnings of journalists / authors	619.34	5,900.00	422.45	4,404.00	46.61	33.97
	vii) Subscription to news papers/periodicals	662.90	6,315.00	441.06	4,598.00	50.30	37.34
	viii) News agents and correspondents	39.78	379.00	26.28	274.00	51.37	38.32
H	ROYALTIES AND LICENSE FEES	7,902.19	75,279.00	8,991.63	93,736.00	-12.12	-19.69
	i) Royalties and trade marks	7,902.19	75,279.00	8,991.63	93,736.00	-12.12	-19.69
	ii) Exchange cos.	0.00	0.00	0.00	0.00	0.00	0.00
I	OTHER BUSINESS SERVICES	100,618.55	958,527.00	113,739.71	1,185,714.00	-11.54	-19.16
	i) Merchancing services	130.59	1,244.00	16.98	177.00	669.08	602.82
	ii) Charter of ships without crew-op. leasing	2,950.87	28,111.00	1,951.98	20,349.00	51.17	38.14
	iii) Charter of air crafts without crew - op. leasing	3,036.32	28,925.00	1,868.81	19,482.00	62.47	48.47
	iv) Legal services	558.87	5,324.00	203.27	2,119.00	174.94	151.25
	v) A/c, audit, bookkeeping, tax cons. Ser.	8.08	77.00	61.01	636.00	-86.76	-87.89
	vi) Buss. & Mang. consult., and public rel.	1,153.22	10,986.00	1,615.28	16,839.00	-28.61	-34.76
	vii) Agency commission	12,443.91	118,545.00	11,819.12	123,212.00	5.29	-3.79
	viii) Printing charges of security documents	7.87	75.00	6.91	72.00	13.89	4.17
	ix) Processing and repair fees	63.82	608.00	66.76	696.00	-4.40	-12.64
	x) Adv., market res., & public opin. Poll.	2,832.88	26,987.00	1,410.19	14,701.00	100.89	83.57
	xi) Research and development Services	83.98	800.00	343.99	3,586.00	-75.59	-77.69
	xii) Architect., eng., and technical services	25,496.66	242,890.00	14,549.63	151,677.00	75.24	60.14
	xiii) Agri., mining, & on-site proc. services	172.26	1,641.00	5.37	56.00	3107.82	2830.36
	xiv) Receipt of sec. Deposits with tenders	1.89	18.00	3.26	34.00	-42.02	-47.06
	xv) Payments to journalists	36.95	352.00	14.01	146.00	163.74	141.10
	xvi) Technical fees to foreigners	18,038.82	171,844.00	27,558.22	287,289.00	-34.54	-40.18
	xvii) Miscellaneous services, n.s.e.	13,887.07	132,293.00	34,320.17	357,781.00	-59.54	-63.02
	xviii) Exchange Cos	22,778.94	217,000.00	19,185.01	200,000.00	18.73	8.50
	xix) Refund	-3,064.45	-29,193.00	-1,260.26	-13,138.00	143.16	122.20
J	PERSONAL, CULTURAL, AND RECREATIONAL SERV	304.63	2,902.00	217.75	2,270.00	39.90	27.84
	i) Audiovisual & related serv.-P.C.R serv.	136.15	1,297.00	146.48	1,527.00	-7.05	-15.06
	ii) Payment to professional artisits	0.00	0.00	0.00	0.00	0.00	0.00
	iii) Other personal, cult., & rec. services	168.48	1,605.00	71.27	743.00	136.40	116.02
K	GOVERNMENT SERVICES, n.i.e.	32,938.66	313,785.00	57,803.74	602,593.00	-43.02	-47.93
	i) Foreign Missions	4,568.17	43,518.00	3,800.74	39,622.00	20.19	9.83
	ii) Military units and agencies	241.54	2,301.00	263.89	2,751.00	-8.47	-16.36
	iii) Govt. remitt. not specified elsewhere.	7,687.84	73,237.00	7,687.63	80,142.00	0.00	-8.62
	iv) Remittances to Int. Organizations.	2,556.70	24,356.00	2,558.03	26,667.00	-0.05	-8.67
	v) Payment through int. bodies (Rs. A/c)	0.00	0.00	20,444.70	213,132.00	-100.00	-100.00
	vi) Expenditure of Pak Diplomatic Mission abroad	7,631.68	72,702.00	7,479.54	77,973.00	2.03	-6.76
	vii) Technical Assistance	10,252.73	97,671.00	15,569.21	162,306.00	-34.15	-39.82

* Provisional

Source:- State Bank of Pakistan

REGIONAL AND FIELD OFFICES OF PAKISTAN BUREAU OF STATISTICS

PUNJAB

Chief Statistical Officer,

Regional Office,
Pakistan Bureau of Statistics,
Gul Plaza, (1st & 2nd Floor),
I.J. Principal Road,
Near Pindora Chungi,
Rawalpindi

Phone: 051- 4411528

Fax 051 - 4410474

Statistical Officer (I/C),

Regional Office,
Pakistan Bureau of Statistics,
USAID Building,
Gurumangat Road,
Gulberg-III,
Lahore.

Lahore.

Phone & Fax:042-99263266

Email:lhrfbs@lhr.comsats.net.pk

Statistical Officer (I/C),

Regional Office,
Pakistan Bureau of Statistics,
House # 20, Block-T,
New Multan Colony, Rahim Chowk,
Masoom Shah Road,
Multan.

Multan.

Phone & Fax:061-9220177

E-mail:muxfbs@brain.net.pk

Chief Statistical Officer,

Regional Office,
Pakistan Bureau of Statistics,
51-A, Satellite Town,
Gujranwala.

Phone & Fax: 055-9200418

Chief Statistical Officer,

Regional Office,
Pakistan Bureau of Statistics,
House # 04, Rehman Town,
Satyana Road,
Faisalabad.

Faisalabad.

Phone & Fax: 041-9220049

E-mail:fsdfbs@fsd.comsats.net.pk

Chief Statistical Officer,

Regional Office,
Pakistan Bureau of Statistics,
House # 100/27-C, Zaidi Road,
Satellite Town,
Sargodha

Sargodha

Phone & Fax:048-3220004

Chief Statistical Officer,

Regional Office,
Pakistan Bureau of Statistics,
House # 25/B.K.,
Satellite Town,
Bahawalpur.

Phone & Fax: 062-9250026

Statistical Officer(I/C),

Field Office,
Pakistan Bureau of Statistics,
Capital Road,
Near Masjid Abdur Rashid
Jinnah Town,
Sialkot.

Sialkot.

Phone & Fax: 052 - 4262644

E-mail:sktfbs@skt.comsats.net.pk

Statistical Officer(I/C),

Field Office,
Pakistan Bureau of Statistics,
Building # 09-D-3(X)
Amar Colony,
Jhang Saddar.

Jhang Saddar.

Phone & Fax: 047-9200194

Statistical Officer(I/C),

Field Office.
Pakistan Bureau of Statistics,
House at Khasra #51/11/1/3/2
(G.F), Chak#9/W.B.(Behind
Cooperative Workshop),
Burawala Road,
Vehari.

Vehari.

Phone & Fax: 067-3364219

Statistical Officer (I/C),

Field Office,
Pakistan Bureau of Statistics,
House # 213/ D,
Mohallah Mir Abdullah Khan Rokri,
Mianwali.

Mianwali.

Phone: 045-9231626

Fax: 045-9233700

Statistical Officer (I/C),

Field Office,
Pakistan Bureau of Statistics,
House # 79(GF), Block#C,
Street # 2, Khyaban-e-Sarwar,
Dera Ghazi Khan.

Dera Ghazi Khan.

Phone: 064-9239056

Statistical Officer(I/C),

Field Office,
Pakistan Bureau of Statistics,
House # 7, (G.F.), Street #1,
Azam Town, Mud Darbari,
Rahim Yar Khan.

Phone & Fax: 068-5871754

Statistical Officer (I/C),

Field Office,
Pakistan Bureau of Statistics,
House # 43 B-7, Gulistan Colony,
Near Govt. Girls College
Sahiwal.

Sahiwal.

Phone: 040-9200242

Statistical Officer(I/C),

Field Office,
Pakistan Bureau of Statistics,
Building # 192, Khan Baba Road,
Bahawalnagar.

Bahawalnagar.

Phone & Fax: 063-9240049

SINDH:

Chief Statistical Officer,

Regional Office,
Pakistan Bureau of Statistics,
1-B, S.M.C.H. Society
Karachi.

Karachi.

Phone & Fax: 021- 34557933

Email:khifbs@khi.comsats.net.pk

Chief Statistical Officer,

Regional Office,
Pakistan Bureau of Statistics,
Bungalow # A-46, G.O.R. Colony,
Unit # 1, Latifabad,
Hyderabad.

Hyderabad.

Fax & Phone: 022-9200641

Chief Statistical Officer,

Regional Office,
Pakistan Bureau of Statistics,
Bungalow # 10-A,
Professor Housing Society,
Shikarpur Road,
Sukkur.

Sukkur.

Phone & Fax: 071-5807132

Chief Statistical Officer,
Regional Office,
Pakistan Bureau of Statistics,
Building # 45/17, Ward "C",
Near Shah Latif Market,
Lohari Mohallah,
Larkana.
(Phone: 074-9410010)
Fax:074-4054438

Statistical Officer(I/C),
Field Office,
Pakistan Bureau of Statistics,
House # 180,
Um-e-Hain, Near satari
Cotton Factory, Ring Road
Mirpur Khas.
Phone & Fax: -0233-923096

Statistical Officer(I/C),
Field Office,
Pakistan Bureau of Statistics,
House # 68, Mubariak Colony,
Jam sahib Road,
Nawabshah.
Phone & Fax: 0244-9370311

Statistical Officer(I/C),
Field Office,
Pakistan Bureau of Statistics,
House # 199 Marakhpur,
Opp. DHO Office,
Sehwan Road, Dadu Town,
Dadu.
Phone & Fax: 025-9200345

Statistical Officer(I/C),
Field Office,
Pakistan Bureau of Statistics,
House # 292-I, 1st Family line,
Shah Abdul Latif Road,
Near Rifil Naka,
Jacobabad.
Phone : 0722-653403

KHYBER PAKHTOON KHWA

Chief Statistical Officer,
Regional Office,
Pakistan Bureau of Statistics,
State Life Insurance Building,
2nd Floor, 34-The Mall,
Peshawar Cantt.
Phone: 091-9213097
Fax – 091-9213098
E-mail: pshfbs@pes.comsats.net.pk

Chief Statistical Officer,
Regional Office,
Pakistan Bureau of Statistics,
Building #558-D,
Mohallah Ghazni Khel,
Bannu.
Phone & Fax: 0928-9270191

Statistical Officer (I/C),
Regional Office,
Pakistan Bureau of Statistics,
Shams-ur-Rehman Building,
Near Nadra Office, Rahimabad,
G.T. Road,
Mingora/Swat.
Phone: 0946-9240283

Chief Statistical Officer,
Regional Office,
Pakistan Bureau of Statistics,
Bungalow # 896, Mansehra Road,
Post office Jhangi,
Abbottabad.
Phone & Fax: 0992-9310231

Chief Statistical Officer,
Regional Office,
Pakistan Bureau of Statistics,
House # A-3,
Shah Jhan Sheed Town,
Near Coach Adda of Bannu
Dera Ismail Khan.
Phone:0966-9280279

BALOCHISTAN:

Chief Statistical Officer,
Regional Office,
Pakistan Bureau of Statistics,
Chandio House No.2,
Arbab Karam Khan Road,
Near Elementary College,
Quetta.
Phone: 081-9239804
Fax:081-2471126

Statistical Officer(I/C),
Field Office,
Pakistan Bureau of Statistics,
Dak Khana Road, Near Civil Hospital,
Singani Sar,
Turbat.
Phone: 0852-412267
Fax:0852-413383

Statistical Officer (I/C),
Field Office,
Pakistan Bureau of Statistics,
Haroon Market,
Opp: Girls High School,
Hospital Road,
Khuzdar.
Phone & Fax: 0848-412760

Statistical Officer (I/C),
Field Office,
Pakistan Bureau of Statistics,
Building # 2-II/E,
Hazara Mohallah,
Loralai.
Phone & Fax: 0824-660560

NORTHERN AREAS:

Statistical Officer (I/C),
Field Office,
Pakistan Bureau of Statistics,
Madina Supper Market,
Near Taj Hotel,
Gilgit.
Phone & Fax: 05811-920762

AZAD KASHMIR:

Chief Statistical officer,
Regional Office,
Pakistan Bureau of Statistics,
Street # 13, D-38,
Upper Chattar Housing Scheme
Muzaffarabad.
Phone & Fax: 05822-921113

SYMBOLS, ABBREVIATIONS AND CONVERSION

E	Estimated	LTR.	Litre	One Metric Ton	2004	Lbs.
P/*	Provisional, Preliminary	LUNGI	A kind of cloth		1000	Kgs
R/r	Revised	MALTA &		One Ton	1.0160	M.Tons
-	Nil	MOSAMBI	A variety of Orange	(2240 Lbs.)	27.22	Maunds
..	Negligible	MED.	Medium		1016.04	Kgs.
...	Not available	MG.	Milligram		1.0610	M. Tons
%	Percentage	MMCFT.	Million cubic feet	One Pound	0.4536	Hundred weight
Admn	Administration	MN.	Million		16	Kg.
ALOOCHA	A kind of fruit	M/o.	Ministry of	One Ounce	0.4861	Oz.
ARVI	A type of root vegetable	MTR.	Meter		28.35	Seer
AV.	Average	MT.	Metric Ton	One Kilogram	2.2046	Lbs.
BABUL	A kind of fire wood	ML.	Milliliter		0.0197	Hundred weight
BBLS.	Barrels	NES.	Not else where specified		0.0268	Maund
BIRYANI	A dish of rice prepared	NO.	Number	One Hundred weight	1.0717	Seers
BOT.	Bottle	NR.	Not reported	(112 Lbs.)	50.8932	Kgs.
CAP.	Capsule	N.S.	Not specified	One Gram	1.3610	Maunds
CFT.	Cubic feet	PKT.	Packet	One Tonne	0.0857	Tola
CH.	Charge	PC.	Piece		0.9842	Long Ton
CHAPATI	A kind of bread	QLTY.	Quality	One Bale (Cotton)	1.1023	Short Ton
CIG.	Cigarette	QTY.	Quantity	(375 Lbs.)	170.0971	Kilograms
Comm.	Communication	RASGULLA	A form of sweetmeat		4.5571	Maunds
CRT.	Carton / Crate	R.P.M.	Revolution per minute			
CUM./CM.	Cubic meter	RS.	Rupees	One Imperial (Gallon)	4.5435	Ltrs.
DESI.	Indigenous	SAMOSAS	A form of patty	One Litre	0.2199	Imperial Gallon
Distt.	Distribution	SHAL.	Shalwar			
DOZ	Dozen	SHEESHAM	A variety of sup. Qty. Wood.			
ENG.	English	Sq.	Square	One Mile	1.6093	Kms.
EX.	Exercise	SQM.	Square meter		1760	Yards
GLS.	Glass	SUP.	Superior	One Yard	0.9144	Meter
GM.	Gram	STND.	Standard	One Foot	0.3048	Meter
H.OP.	Hand operated	SQFT.	Square feet	One Kilometer	0.6214	mile
HP.	Horse power	SYN.	Synthetic	One Meter	1.0936	Yards
INJ.	Injection	THNO.	Thousand number	One Square Mile	2.5899	Sq. Kilometer
KHADDI	Hand-loom	TAB.	Table		640	Acres
KIKAR	A kind of fire wood	TANDOORI	Oven-Baked	One Acre	258.9984	Hectares
KG.	Kilogram	TKT.	Ticket		.4074	Hectare
KM.	Kilometer	TL.	Tube light		4840	Sq. Yards.
KORMA	A variety of meat curry	TOTA.	Broken rice	One Square Kilometer	0.3861	Sq. Mile
KWH.	Kilowatt / hour	UNI.	Uniform		100	Hectares
LB.	Pound	Urd.	Urdu	One Hectare	2.4711	Acres
		VEG.	Vegetable	One Square Yards	0.8361	Sq. meter.
		W.	Watt	One Cubic Meter	35.3147	Cubic feet

LIQUID

LENGTH

SELECTED PUBLICATIONS OF PAKISTAN BUREAU OF STATISTICS

01. Monthly Bulletin of Statistics
 02. Review of Foreign Trade
 03. Pakistan Statistical Pocket Book
 04. Pakistan Statistical Yearbook
 05. Foreign Trade Statistics of Pakistan Imports (two volumes)
 06. Foreign Trade Statistics of Pakistan Exports (one volume)
 07. Labour Force Survey
 08. Brochure of National Accounts
 09. Pakistan Demographic Survey
 10. Census of Manufacturing Industries
 11. Survey of Small Household Manufacturing Industries
 12. Rent Survey of Dwellings
 13. Socio Economic Indicators at District Level
(Punjab, Sindh, Khyber Pakhtoon Khwa & Balochistan)
 14. Census of Private Educational Institutions in Pakistan
 15. Census of Software Industry and related services of Pakistan
 16. Supply & Use Table of Pakistan
 17. Mechanized Road Transport Survey
 18. Survey of Private Recreational, Cultural & Entertainment Services
 19. Survey of Private Laundry, Dry Cleaning & Dyeing Services
 20. Survey of Private Medical, Dental & Other Health Services
 21. Survey of Private Educational Services
 22. Pakistan, 2000 – An Official Hand Book on Statistics
 23. 50 Years of Pakistan in Statistics (Four Volumes)
 24. Pakistan Social & Living Standard Measurement Survey National/Provincial
 25. Household Integrated Economic Survey (HIES) National/Provincial
-

**SALE CENTERS WHERE PAKISTAN BUREAU OF STATISTICS
PUBLICATIONS ARE AVAILABLE**

ISLAMABAD

6 – Mauve Area, G-8/4.
Taleemi Chowk
Phone # 051 - 926 11 25
051 - 226 13 72

RAWALPINDI

NBF Book Shop
178-B, Sarwar Road,
Rawalpindi Cantt.
Phone # 051 – 927 25 30

WAH CANTT

NBF Book Shop
Central Library Premises
Phone # 051- 931 40 04

LAHORE

NBF Book Shop
56/57 Shadman Colony,
Shadman Market,
Phone # 042 – 755 01 61 &
753 03 29
Fax # 042 – 758 77 35

FAISALABAD

NBF Book Shop
Shop No.10,
Hashmi Hall Shopping Centre,
University of Agriculture,
Phone # 041 – 264 81 79

MULTAN

NBF Book Shop
Plot # 4-5-6, M.D.A. Road,
Near Multan Art Council
Phone # 061 – 920 12 81

BAHAWALPUR

NBF Book Shop
Quaid-e-Azam Medical College,
Near Library.
Cell # 0301 – 724 76 13

PESHAWAR

NBF Book Shop
Phase-V, Sector B-2,
Plot No.36-37,
Hayatabad.
Phone # 091 – 589 27 44
921 72 73
Fax # 091 921 72 73

NBF Book Shop

48/D, F-6, Jamrud Road,
University Town,
Phone # 091 – 921 69 03
Fax # 091 – 921 69 04

BANNU

Old Municipal Library Premises,
Near to Qazi Muhib Stadium,
Cell # 0346 – 915 50 18

KOHAT

3rd Block, 1st Floor,
Distt. Govt. Complex

D.I. KHAN

NBF Book Shop
C/o. Executive Distt. Officer,
Literacy, Sports and Education,
Phone # 0961 – 928 01 29

ABBOTABAD

Public Library
1st Floor, Jalal Baba Auditorium,
Phone # 0992 – 931 02 91

KARACHI

National Book Foundation
(Regional Office)
Liaquat Memorial Library Premises,
Ground Floor, Stadium Road,
Phone # 021– 923 18 06 & 923 10 88
Fax # 923 10 89

HYDERABAD

NBF Book Shop
GOR Colony,
C-22, Latifabad No.1,
Phone # 022 – 931 08 92

JAMSHORO

Shop No.14, Liaquat University of
Medical & Health Science

NAWABSHAH

M.H. Khawaja DC High School,
Opp. NMC Hospital Road
Cell # 0301 – 389 58 46

SUKKUR

Public Library
Old Sukkur,
Phone # 071 – 562 51 03

LARKANA

NBF Book Shop
Chandka Medical College
Main Gate
Phone # 0741-941 02 29

JACOBABAD

Red Crescent Building,
Near T.B. Hospital
Phone # 0722 – 65 08 17

QUETTA

NBF Book Shop
3-7/5, Faiz Muhammad Road,
Phone # 081 - 920 15 70
Fax # 081 - 920 18 69

**PUBLISHED ON BEHALF OF NATIONAL BOOK FOUNDATION
PRINTED AT REPRODUCTION & PRINTING UNIT, PBS, KARACHI**