



MONTHLY BULLETIN OF STATISTICS

Mar - Apr

2
0
1
4

Government of Pakistan
Statistics Division
Pakistan Bureau of Statistics



PKS/2013/04/11/Vol. 40
1111



MONTHLY BULLETIN OF STATISTICS

Mar - Apr

2
0
1
4

Government of Pakistan
Statistics Division
Pakistan Bureau of Statistics

Price Rs. 1200.00

P R E F A C E

The Bulletin of Statistics, Monthly Publication of the Pakistan Bureau of Statistics provide important statistics in respect of social, economic and financial sectors of the economy at aggregate as well as sectoral levels. The Bulletin contains data relating to Population, National Accounts, Agriculture, Manufacturing, Prices, Balance of Payments, Public Finance, Education, Energy & Mining, Foreign Economic Assistance, Foreign Trade, Health, Insurance, Labour, Transport & Communication, Social & Culture ect. It also provides different types of indices on agriculture, manufacturing, prices, trade and labour productivity. Charts and graphs have also been provided to selected tables to make the data readily intelligible.

2. The Bulletin contains data on monthly and in some instances on annual basis. The annual data series are on fiscal year basis i.e. from July to June unless otherwise specified. Monthly data series of trade and industry are published with a time lag of 45 days required for data collection, compilation, cleaning, processing, tabulating and printing. Figures may not add up to the totals owing to rounding. Statistics that are compiled in the Pakistan Bureau of Statistics are presented without citation whereas those compiled by other agencies carry a source note below the tables.

3. Efforts have been made to produce this Bulletin as a comprehensive, informative and useful document for decision makers, researchers, planners, economists and other groups of beneficiaries. It is hoped that the users will find this Bulletin useful.

4. Suggestions for further improvement will be highly appreciated and welcomed.

ASIF BAJWA
Chief Statistician

Shahid Rashid

Secretary

**Government of Pakistan
Ministry of Finance, Economic Affairs, Revenue,
Statistics & Privatization,
Statistics Division**

**Statistics House
21-Mauve Area,
G-9/1, Islamabad.**

Tel : 051-9106500
Fax: 051-9106502
E-mail: secretary@pbs.gov.pk
Website: www.pbs.gov.pk

Asif Bajwa

Chief Statistician

**Government of Pakistan
Pakistan Bureau of Statistics**

**Statistics House
21-Mauve Area,
G-9/1, Islamabad.**

Tel : 051-9106514 - 051-9106515
Fax: 051-9106561
E-mail: pbs@pbs.gov.pk

PAKISTAN BUREAU OF STATISTICS
STATISTICS HOUSE, 21-MAUVE AREA
G-9/1 - ISLAMABAD
E-mail: pbs@pbs.gov.pk
Website: www.pbs.gov.pk

		<u>Office</u>	<u>Residence</u>
Mr. Munir Ahmed Aslam	Deputy Director General	051-9106555 Fax:051-9106556	051-4447403 051-2275892
Dr. Bahrawar Jan	Deputy Director General	051-9106550 051-2304728	051-2255105
Mr. Ayazuddin	Deputy Director General	051-9106552	051-9242232
Mr. Ismail Khan	Deputy Director General	051-9106558	051-9101009
Mr. Mumtaz-ud-Din	Director	051-9106570	051-2822630
Mr. Ghulam Muhammad	Director	051-9106554	--
Mr. Muhammad Akram Assi	Director	051-9106573	051-2101198
Ms. Rana Sami	Director	051-9106551	--
Mr. Shuakat Ali Khan	Director	051-9106557	--
Mr. Fazil Mehmood Baig	Director	051-9106575	0333-5159850

TRAINING WING

Mr. Innocent Dilbar Feroz	Director	051-9205390 Fax:051-9205390	--
---------------------------	----------	--------------------------------	----

PAKISTAN BUREAU OF STATISTICS
1-B, SINDHI MUSLIM COOPERATIVE HOUSING SOCIETY
KARACHI – 74400
E-mail: khifbs@khi.comsats.net.pk

Mr. Iqbal Ahmed Bablani	Provincial Census Commissioner	Ph: 021-34523819 021-34526500 Fax:021-34523004	021-99250900
Mr. Farooq Ahmed	Joint Census Commissioner	Ph:021-34559615 Fax:021-34545031	--
Mr. Muhammad Ali Shaikh	Director	021-34384281	021-35486845
Mrs. Farhat Moosa	Director	021-34554436	021-34984687
Syed Muhammad Shafay	Director	021-34550257	--

PAKISTAN BUREAU OF STATISTICS
USAID BUILDING GURU MANGAT ROAD
GULBERG-III, LAHORE
E-mail: lhrfbs@lhr.comsats.net.pk

Mr. Muhammad Ikram-ul-Haq Rishi	Deputy Director General	042-99263267 Fax:042-99263267	042-37418131
---------------------------------	-------------------------	----------------------------------	--------------

PAKISTAN BUREAU OF STATISTICS
REGIONAL OFFICE
HOUSE NO.25/B.K., SATELLITE TOWN
BAHAWALPUR
E-mail: bwofbs@gmail.com

Mr. Mujahid Hussain	Director	062-9250026 Fax:062-9250026	062-2877340 --
---------------------	----------	--------------------------------	-------------------

(Regional Office) LAHORE

Mr. Javed Iqbal	Chief Statistical Officer	042-99263266 Fax:042-99263266	-- --
-----------------	---------------------------	----------------------------------	----------

(Regional Office) KARACHI

Mr. Munwar Ali Ghanghro	Chief Statistical Officer	021-34557933 Fax:021-34557933	0333-7145366
-------------------------	---------------------------	----------------------------------	--------------

(Regional Office) PESHAWAR

Mr. Sher Rahman	Chief Statistical Officer	091-9213097 Fax:091-9213098	0333-9365032
-----------------	---------------------------	--------------------------------	--------------

(Regional Office) QUETTA

Mr. Anwar Ahmed	Statistical Officer (Incharge)	081-9239804 Fax:081-9239804	0300-2528713
-----------------	--------------------------------	--------------------------------	--------------

(Presentation, Reproduction & Printing) KARACHI

Mr. Muhammad Amin Ansari	Statistical Officer (Incharge P.P. Section)	021-34384296	0346-2155317
Mr. Shakeel Qadeer	System Analyst (Incharge R.P. Unit)	021-34388435	021-35836029

CONTENTS

1.	BALANCE OF PAYMENT	
	1.1 Country wise Workers Remittances	01
	1.2 Month wise Workers Remittances	02
	1.3 Exchange Rates Pak. Rupees in Terms of one Unit of Foreign Currency	03
2.	CLIMATE	
	2.1 Temperature at Selected Stations	05
	2.2 Rainfall at Selected Stations	07
3.	ENERGY & MINING	
	3.1 Production of Crude Oil	09
	3.2 Production of Natural Gas	12
	3.3 Production of Crude Oil, Natural Gas and Electricity	15
	3.4 Mineral Production	16
4.	HEALTH	
	4.1(a) Monthly Immunization Coverage Number of Doses Administered (0-11 month) Children	19
	4.1(b) Monthly Immunization Coverage Number of Doses Administered (12-23 months) Children	20
	4.1(c) Monthly Immunization Coverage Number of T.T Doses Administered to Women	22
	4.2 Monthly Report of HIV Treatment Centre	23
	4.3(a) Registered Veterinary Medical Practitioner with PVMC	23
	4.3(b) Registered Animal Husbandry Graduate with PVMC	23
	4.4 Tuberculosis Report (FTI)	24
5.	MANUFACTURING	
	5.1 Quantum Index Numbers of Large-scale Manufacturing Industries	25
	5.2 Production of Manufacturing Items	27
6.	MONEY & CREDIT	
	6.1 Reserve Money	39
7.	PRICE	
	7.1 Price Indices (General) with Percentage Change	41
	7.2 Combined Sensitive Price Indicator (SPI) by Quantile	42
	7.3 Combined Consumer Price Index Numbers by Commodity Groups	43
	7.4 Consumer Price Index Numbers by Major Groups and Selected Commodities	44
	7.5 Combined Consumer Price Index Numbers by Quantile and Major Commodity Groups	48
	7.6 Combined Consumer Price Index Numbers by Quantile, Major Commodity Group for Selected Cities	50
	7.7 Combined Consumer Price Index Numbers by Income Group/City and Commodity Group for all Centres Covered in CPI	56
	7.8 Index Numbers of Wholesale Prices by Commodity Groups	58
	7.9 Index Numbers of Wholesale Prices by Commodities	59
	7.10 Intercity Wholesale Prices of Selected Commodities	69
	7.11 Intercity Consumer Prices	163

Contd.

8.	PUBLIC FINANCE	
8.1	Customs Revenue Receipts	253
9.	SOCIAL	
9.1	Data on Traffic Accidents	257
9.2	Data on Telecommunication	260
9.3	Visitors at Archaeological Museums in Pakistan	261
9.4	Visitors at Heritage Sites in Pakistan	262
10.	TRADE	
10.1	Value of Foreign Trade	263
10.2	Exports by Commodity/Group	264
10.3	Imports by Commodity/Group	266
10.4	Exports of Selected Commodities in Dollars	267
10.5	Exports of Selected Commodities in Rupees	273
10.6	Imports of Selected Commodities in Dollars	279
10.7	Imports of Selected Commodities in Rupees	283
10.8	Exports by Economic Categories (Summary)	287
10.9	Exports by Economic Categories (Details)	288
10.10	Imports by Economic Categories (Summary)	290
10.11	Imports by Economic Categories (Details)	291
10.12	Exports by Areas and Countries/Territories	462
10.13	Re-exports by Areas and Countries/Territories	472
10.14	Imports by Areas and Countries/Territories	476
10.15	Re-imports by Areas and Countries/Territories	486
10.16	Annual and Quarterly Terms of Trade and Unit Value Indices of Exports and Imports (1990-91=100)	488
10.17	Index Numbers of Unit Value of Exports by Groups (1990-91=100)	489
10.18	Index numbers of unit value of imports by groups (1990-91=100)	490
10.19	Index Numbers of Quantum of Exports by Groups (1990-91=100)	491
10.20	Index Numbers of Quantum of Imports by Groups (1990-91=100)	492
10.21	Trade in Services (Summary)	493
10.22	Export of Services by Sector (Detail) Monthly	495
10.23	Export of Services by Sector (Detail) Cumulative	499
10.24	Import of Services by Sector (Detail) Monthly	503
10.25	Import of Services by Sector (Detail) Cumulative	507

Regional and Field Offices of Pakistan Bureau of Statistics

Symbols, Abbreviations and Conversions

Selected Publications of Pakistan Bureau of Statistics

Sale Centres where PBS Publications are available

KEY INDICATORS

YEARLY

ECONOMIC INDICATORS

(2008- 2009)

1 Resident Foreign Currency Deposits Rs.263430 million

(2010- 2011)

1 Balance of Trade (-) \$ 15.603 billion
 2 Value of Exports \$ 24.810 billion
 3 Value of Imports \$ 40.413 billion

(2011- 2012)

1 Imports Duty Rs.213285.30 million
 2 Exports Duty Rs.471.07 million
 3 Inflation 11.00%
 4 Consumer Price Index (CPI with Base 2007-2008) 162.57%
 5 Large Scale Manufacturing Sector (LSMI) Growth 1.18%
 6 *Foreign Exchange Reserves \$ 10852 million
 7 Overall Balance of Payment Surplus/Deficit \$ -4634 million

(2012- 2013)

1 Total Workers Remittances Rs.13921.66 (r) million
 2 Reserve Money Rs.2535260 (r) million
 3 Currency in Circulation Rs.1938222 (r) million
 4 Agricultural Sector Growth 3.35%
 5 Industrial Sector Growth 3.49%
 6 Services Sector Growth 3.71%
 7 GDP Growth Rate at Basic Prices (Economic Growth Rate) 3.59%
 8 GNI Growth Rate(constnt prices) 6.07%
 9 Per Capita Income \$ 1368
 10 Quantum Index Number (LSMI with Base 2005-2006) 116.93

SOCIAL INDICATORS

1 Population (Estimated as on 01-07-2013) 180.71 million
 Male 93.43 million
 Female 87.28 million
 2 Natural Growth Rate (PDS- 2007) 1.88%
 3 ** Population Growth Rate - Estimated 2012-13(1st July) 2.00%
 4 Dependency Ratio - 2007 81.5
 5 Mean Size of Household - 2007 6.6

* From 2006-07, this excludes CRR, and unsettled claims on Indian and Includes sinking funds & Cash Foreign Currencies holding.

** Economic Survey

Contd.

MONTHLY
ECONOMIC INDICATORS

December, 2013

1	Growth in Quantum Index Manufacturing (LSMI)	13.17%
2	Quantum Index of Manufacturing (LSMI with Base 2005-2006)	136.45

February, 2014

1	Value of Exports	\$ 2163.446 million
2	Value of Imports	\$ 3597.064 million
3	Balance of Trade	(-)\$ 1433.618 million

March, 2014

1	Consumer Price Index (CPI with Base 2007-08)	190.82
2	Wholesale Price Index (WPI with Base 2007-08)	211.66
3	Sensitive Price Indicator (SPI with Base 2007-08)	203.77
4	Growth Rate	
	A. CPI	0.96%
	B. WPI	0.34%
	C. SPI	2.15%

April, 2014

1	Reserve Money	Rs.2721939 million
2	Currency in Circulation	Rs.2125530 million
3	Exchange Rate of Pak Rupees in terms of one unit US Dollar	1 \$ =Rs.97.4928
4	Total Workers Remittances (Including Hajj & War compensation)	\$ 1311.83 million
5	Imports Duty	Rs.17630.14 million

Source: i) Pakistan Bureau of Statistics.
ii) State Bank of Pakistan.
iii) Economic Survey of Pakistan.

1. BALANCE OF PAYMENT

1.1 Country Wise Workers Remittances (Including Hajj and War Compensation)

ITEM	May, 2013	Jun, 2013	Jul, 2013	Aug, 2013	Sep, 2013	Oct, 2013	Nov, 2013	Dec, 2013	Jan, 2014	Feb, 2014	(Provisional) (Million US Dollars)	
											Mar, 2014	Apr, 2014
Cash	1,185.65	1,166.19	1,404.39	1,232.88	1283.41	1347.67	1129.7	1384.71	1245.97	1,209.54	1337.25	1311.83
1 USA	186.43	179.96	233.06	215.54	173.87	225.25	174.4	223.96	193.09	184.59	194.82	206.15
2 UK	162.96	171.94	221.93	197.81	190.09	197.08	155.13	177.09	169.67	156.23	166.46	166.07
3 Saudi Arabia	379.96	353.18	410.73	321.77	373.58	353.46	334.1	410.01	393.27	368.73	425.53	415.09
4 UAE	219.56	218.60	252.41	254.37	276.03	276.48	236.29	275.12	214.21	240.37	262.00	233.97
Dubai	93.66	104.33	112.92	128.40	149.25	143.37	121.02	139.92	95.14	117.39	132.08	107.00
Abu Dhabi	120.66	111.44	134.30	121.71	121.65	127.63	111.67	131.24	115.94	120	126.44	124.17
Sharjah	5.16	2.74	5.09	4.21	5.03	5.24	3.5	3.87	3.01	2.81	3.35	2.68
Other	0.08	0.09	0.10	0.05	0.1	0.24	0.1	0.09	0.12	0.17	0.13	0.12
5 Other GCC Countries	138.03	138.18	161.44	134.15	151.24	157.32	128.18	165.05	151.09	144.92	164.03	169.67
Bahrain	23.75	23.00	30.86	23.72	25.43	26.18	20.78	24.86	25.18	23.22	30.33	35.60
Kawait	53.76	54.16	57.04	54.39	56.76	57.99	47.89	61.72	54.54	52.4	58.95	56.57
Qatar	27.98	26.14	32.26	23.31	29.75	27.93	23.4	29.8	25.73	25.96	27.76	28.50
Oman	32.54	34.88	41.28	32.73	39.3	45.22	36.11	48.67	45.64	43.34	46.99	49.00
6 EU Countries	28.65	31.03	38.59	36.38	33.85	40.11	29.84	37.43	34.65	32.79	34.93	36.37
Germany	5.55	6.12	7.03	7.45	6.03	7.71	5.99	8.28	7.28	6.2	7.40	7.03
France	2.80	3.13	3.42	3.27	2.9	3.59	2.45	2.71	2.49	2.67	2.68	2.83
Netherlands	0.47	0.37	0.43	0.34	6.83	0.4	0.34	0.27	0.39	0.28	0.40	0.42
Spain	4.27	5.33	7.71	7.50	0.29	7.51	5.51	7.09	6.58	5.8	5.60	5.74
Italy	3.22	3.21	3.80	3.79	1.65	3.25	2.06	2.85	2.22	2.48	2.57	2.66
Greece	1.13	1.13	1.36	1.27	1.29	1.56	0.98	1.08	1.03	1.04	1.17	1.27
Sweden	1.24	1.19	1.55	1.34	1.22	1.58	0.89	1.39	1.4	0.95	1.17	1.14
Denmark	2.05	2.22	2.72	2.23	2.26	2.24	1.8	1.89	1.76	1.66	1.62	1.89
Ireland	7.59	8.02	10.30	8.93	11.11	11.89	9.61	11.64	11.24	11.46	12.05	13.09
Belgium	0.33	0.31	0.27	0.26	0.27	0.38	0.23	0.23	0.26	0.25	0.27	0.30
7 Norway	2.95	2.98	2.80	2.41	2.98	3.02	2.07	2.5	2.54	2.25	2.22	2.07
8 Switzerland	2.16	2.59	3.18	2.53	2.83	2.68	2.11	2.62	2.17	2.41	1.98	2.29
9 Australia	10.23	9.88	14.15	10.53	14.09	17.22	11.64	12.54	11.77	12.39	11.47	14.18
10 Canada	13.96	12.57	19.21	14.05	14.37	16.05	12	12.15	12.49	11.37	10.91	11.72
11 Japan	0.34	0.34	0.52	0.26	0.4	0.44	0.36	0.53	0.79	0.61	0.75	0.65
12 Other Countries	40.42	44.94	46.37	43.08	50.08	58.56	43.58	65.71	60.23	52.88	62.15	53.60
II Encashment and Profit in Pak. Rs. Of Foreign Exchange Bearer Certificates(FEBCs) and Foreign Currency Bearer Certificate(FCBCs)	0.00	0.00	0.00	0.00	0.00	0.00	0.00	0.00	0.00	0.00	0.00	0.00
TOTAL (I + II)	1,185.65	1,166.19	1,404.39	1,232.88	1,283.41	1,347.67	1,129.70	1,384.71	1,245.97	1,209.54	1337.25	1311.83

1.2 Month Wise Workers Remittances

(Million US \$)

Monthly Cash Inflow (Including Foreign Exchange Bearer Certificates & Foreign Currency Bearer Certificates)	2012-2013	2011-2012	% Change	
			2012-13	2011-12
July, 2012	1204.71	1096.31	9.89	38.57
August, 2012	1258.98	1310.47	-3.93	40.45
September, 2012	1135.42	890.42	27.52	-3.43
October, 2012	1365.10	1017.87	34.11	19.03
November, 2012	1017.83	924.92	10.05	-0.21
December, 2012	1134.66	1085.35	4.54	25.75
January, 2013	1089.64	1110.64	-1.89	34.37
February, 2013	1026.33	1156.81	-11.28	36.86
March, 2013	1119.15	1143.18	-2.10	8.57
April, 2013	1215.90	1141.02	6.56	10.73
May, 2013	1185.65	1192.11	-0.54	13.56
June, 2013	1166.19	1117.48	4.36	1.17
Monthly average for period July 2012-June2013	1156.77	1087.70	6.35	19.54

Monthly Cash Inflow (Including Foreign Exchange Bearer Certificates & Foreign Currency Bearer Certificates)	2013-2014	2012-2013	% Change	
			2013-14	2012-13
July, 2013	1404.39	1204.71	16.57	9.89
August, 2013	1240.14	1258.98	-1.50	-3.93
September, 2013	1283.41	1135.42	13.03	27.52
October, 2013	1347.67	1365.1	-1.28	34.11
November, 2013	1129.7	1017.83	10.99	10.05
December, 2013	1384.71	1134.7	22.03	4.55
January, 2014	1,245.97	1,089.64	14.35	-1.89
February, 2014	1,209.54	1,028.38	17.62	-11.10
March, 2014	1,337.25	1,119.15	19.49	-2.10
April, 2014	1311.83	1215.9	7.89	6.56
July-April, 2014	12894.61	11569.81	11.45	7.37
Monthly average for period July 2013-April, 2014	1289.46	1156.98	11.45	13.67

State Bank of Pakistan.

1.3 Exchange Rates Pak. Rupees in Terms of One Unit of Foreign Currency

S. No.	Country/ Organization	Currency	Apr. 2013	May. 2013	Jun. 2013	Jul. 2013	Aug. 2013	Sep. 2013
1	Australia	Dollar	102.0814	97.4173	92.9790	92.1307	92.9210	97.6648
2	Bahrain	Dinar	260.8850	261.0306	261.6293	266.7841	273.3532	279.5654
3	Canada	Dollar	96.5230	96.4199	95.6175	96.6075	98.9631	101.6134
4	China	Yuan	15.8950	16.0275	16.0734	16.3920	16.8266	17.2134
5	Denmark	Krone	17.1653	17.1336	17.4509	17.6448	18.3968	18.8494
6	E.M.U.	Euro	127.8683	127.5997	130.0301	131.4148	137.0284	140.4120
7	Hong Kong	Dollar	12.6692	12.6792	12.709	12.9641	13.2826	13.5827
8	I.M.F.	SDR	148.0045	147.6116	149.4045	151.2580	156.3878	160.644
9	India	Rupee	1.8104	1.7921	1.6906	1.6826	1.6357	1.6558
10	Japan	Yen	1.0072	0.9744	1.0122	1.0078	1.0507	1.0605
11	Kuwait	Dinar	345.0512	344.7127	346.9050	352.5686	362.2896	370.6494
12	Malaysia	Ringgit	32.2449	32.6036	31.3295	31.4867	31.3943	32.3951
13	Newzeland	Dollar	83.2774	81.1193	77.8974	79.3245	81.418	85.5727
14	Norway	Krone	16.9633	16.8927	16.8271	16.6845	17.2691	17.6403
15	Oman	Riyal	255.4668	255.6119	256.1953	261.2460	267.6785	273.7584
16	Qatar	Riyal	27.0248	27.0391	27.0990	27.6376	28.316	28.9651
17	Singapore	Dollar	79.4372	78.8017	78.2238	79.2547	80.8194	83.3388
18	Sweden	Krona	15.1509	14.8904	14.9942	15.2056	15.7685	16.2049
19	Switzerland	Franc	104.8744	102.8667	105.591	106.3582	111.1739	113.8429
20	Saudi Arabia	Riyal	26.2382	26.2434	26.2971	26.7979	27.4538	28.0740
21	U.A.E.	Dirham	26.7691	26.7912	26.8493	27.3592	28.0255	28.6623
22	U.K.	Sterling (Pound)	150.3190	150.3367	152.6413	152.5416	159.295	166.7399
23	U.S.A.	Dollar	98.3119	98.3739	98.5796	100.4754	102.933	105.2488

Contd.

1.3 Exchange Rates Pak. Rupees in Terms of One Unit of Foreign Currency

S. No.	Country/ Organization	Currency	Oct. 2013	Nov. 2013	Dec. 2013	Jan. 2014	Feb 2014	March 2014	April 2014
1	Australia	Dollar	100.9097	100.2731	96.0729	93.2613	94.2009	90.6857	90.7979
2	Bahrain	Dinar	281.9690	285.4606	283.8701	279.7241	278.7992	265.1355	258.9241
3	Canada	Dollar	102.4311	102.5316	100.5681	26.4223	95.0596	90.0225	88.6796
4	China	Yuan	17.3915	17.6324	17.612	17.4108	17.2685	16.1882	15.6531
5	Denmark	Krone	19.4385	19.4547	19.6377	19.2378	19.2317	18.5207	18.0304
6	E.M.U.	Euro	144.8968	145.0361	146.4302	143.4783	143.4432	138.1241	134.5193
7	Hong Kong	Dollar	13.6985	13.8688	13.8002	13.5863	13.5414	12.8843	12.5762
8	I.M.F.	SDR	163.6346	162.0227	...	154.9027	...
9	India	Rupee	1.7240	1.7177	1.731	1.6999	1.6901	1.6407	1.6179
10	Japan	Yen	1.0862	1.0750	1.0336	1.0130	1.0286	0.9772	0.9507
11	Kuwait	Dinar	376.3454	380.1142	378.7035	373.1346	372.4646	355.1901	346.7845
12	Malaysia	Ringgit	33.3907	33.5868	32.9218	31.8574	31.7290	30.4454	29.9075
13	Newzeland	Dollar	88.3773	88.8548	87.9384	87.1359	87.0799	85.1932	83.98
14	Norway	Krone	17.8483	17.7019	17.4305	17.1153	17.1654	16.6606	16.3013
15	Oman	Riyal	276.1051	279.5254	277.9719	273.9097	273.0035	259.6259	253.5559
16	Qatar	Riyal	29.2071	29.5723	29.4071	28.9746	28.8794	27.4690	26.8231
17	Singapore	Dollar	85.3342	86.1643	84.9709	82.7815	82.9418	78.8879	77.6694
18	Sweden	Krona	16.5989	16.3547	16.3485	16.2610	16.1716	15.6037	14.9075
19	Switzerland	Franc	117.7568	117.7631	119.579	116.5401	117.4797	113.5311	110.3955
20	Saudi Arabia	Riyal	28.3231	28.6692	28.5333	28.1060	28.0151	26.6656	26.0031
21	U.A.E.	Dirham	28.9166	29.2714	29.1336	28.6979	28.6036	27.2225	26.5481
22	U.K.	Sterling (Pound)	171.0463	173.0049	175.0838	173.5253	173.9179	166.1010	163.0982
23	U.S.A.	Dollar	106.1966	107.5054	106.971	105.3857	105.0605	99.9777	97.4928

Note: Euro, a common currency of the 11 member countries of European Economic and Monetary Union (EMU) was introduced with effect from 1st January, 1999.

Source: State Bank of Pakistan.

2. CLIMATE

2.1 Temperature at Selected Stations

(In centigrade)

Stations	Murree		Rawalpindi/Islamabad		Jhelum		Lahore		Sargodha	
Height in meters above sea level	2167		507		232		213		187	
	Max.	Min.	Max.	Min.	Max.	Min.	Max.	Min.	Max.	Min.

Month:

Nov.2012	15.6	6.3	25.2	7.5	27.9	10.2	26.6	12.8	27.1	12.1
Dec. 2012	10.9	1.2	20.1	4.0	21.6	6.7	19.7	7.5	21.3	7.8
Jan. 2013	9.3	0.1	18.0	2.1	18.5	4.4	16.2	5.6	18.1	5.5
Feb. 2013	N.R	N.R	18.8	6.7	21.4	8.6	N.R	N.R	N.R	N.R
Mar. 2013	15.3	6.4	25.6	10.9	28.9	13.7	28.1	14.9	28.3	14.6
Apr.2013	18.1	8.5	29.6	14.9	33.0	17.6	34.0	19.8	32.2	19.9
Nov.2013	15.5	5.0	24.4	7.1	26.6	9.7	26.5	11.3	27.2	12.3
Dec. 2013	12.2	1.3	20.6	3.7	21.8	5.8	20.9	7.3	21.7	8.3
Jan. 2014	9.6	-1.0	18.8	2.0	20.6	4.1	19.2	6.2	20.4	6.2
Feb. 2014	7.6	0.9	19.3	5.7	20.9	7.7	20.3	8.0	21.1	7.2
Mar. 2014	10.6	3.1	21.9	10.5	25.5	23.5	25.2	12.5	25.4	13.9
Apr. 2014	17.0	8.6	28.5	13.9	31.4	16.9	32.1	17.9	31.4	17.4

Stations	Faisalabad		Multan		Bahawalpur		Hyderabad		Nawabshah	
Height in meters above sea level	183		122		116		40		37	
	Max.	Min.	Max.	Min.	Max.	Min.	Max.	Min.	Max.	Min.

Month:

Nov. 2012	26.9	11.4	28.0	13.4	29.7	12.7	32.4	17.5	32.4	13.7
Dec. 2012	20.5	6.6	22.2	8.0	23.3	7.7	26.1	12.2	26.3	9.2
Jan. 2013	17.8	4.3	19.4	5.6	20.6	5.9	24.8	10.7	24.4	6.7
Feb. 2013	20.6	8.9	N.R	N.R	22.5	10.7	26.6	13.2	26.7	11.0
Mar. 2013	28.1	13.7	28.8	15.1	30.2	14.7	33.6	18.0	34.0	15.4
Apr. 2013	34.1	19.6	34.4	20.5	35.5	20.1	37.3	21.1	38.5	21.3
Nov.2013	26.5	10.8	27.3	13.1	28.7	12.8	30.6	17.5	31.4	13.7
Dec. 2013	21.5	7.1	21.7	8.1	22.9	8.5	25.8	12.4	26.2	8.6
Jan. 2014	19.9	4.4	20.6	5.5	20.4	5.6	22.6	9.2	23.5	5.5
Feb. 2014	19.8	7.3	21.9	8.9	22.5	8.5	25.2	13.0	24.3	9.6
Mar. 2014	25.5	13.0	26.8	14.3	27.5	13.7	40.0	18.0	31.9	15.1
Apr. 2014	32.7	18.5	34.5	20.1	35.6	20.0	38.5	12.6	40.0	21.1

Cont...

2.1 Temperature at Selected Stations

Stations	Jacobabad		Karachi A.P.		Peshawar		D.I.Khan		Saidu Sharif		Gilgit	
Height in meters above sea level	55		21		359		173		961		1459	
	Max.	Min.	Max.	Min.	Max.	Min.	Max.	Min.	Max.	Min.	Max.	Min.

Month:

Nov. 2012	29.3	17.3	32.7	18.6	25.0	11.0	26.9	10.7	21.5	6.0	20.5	0.9
Dec. 2012	23.8	11.4	28.2	14.2	20.6	6.6	21.8	5.9	15.9	3.9	13.0	-1.7
Jan. 2013	22.0	9.1	26.7	11.0	18.0	4.3	19.3	3.7	14.6	1.4	10.6	-4.8
Feb. 2013	23.4	12.6	28.1	15.1	18.7	7.4	20.8	8.7	N.R	N.R	13.8	1.6
Mar. 2013	30.8	16.8	33.2	19.2	25.2	13.0	29.3	15.7	21.7	9.5	21.7	6.3
Apr. 2013	36.2	22.5	34.0	24.2	29.7	16.8	32.2	18.0	25.9	12.5	25.6	10.3

Nov.2013	29.6	14.9	32.5	18.1	23.7	10.6	26.9	10.1	19.9	6.0	18.1	0.5
Dec. 2013	25.0	9.0	28.9	13.0	20.4	7.0	21.9	6.0	17.1	3.6	13.2	-2.0
Jan. 2014	22.6	6.5	25.5	9.9	19.5	5.3	21.3	3.7	15.7	2.5	10.4	-3.4
Feb. 2014	24.1	9.5	28.0	13.1	19.4	8.0	21.9	6.6	14.9	3.8	13.7	0.3
Mar. 2014	29.7	14.8	31.7	18.9	21.6	11.2	24.8	11.1	17.8	7.5	12.1	1.0
Apr. 2014	37.9	21.5	35.1	24.4	29.1	16.3	31.9	17.2	25.0	12.8	24.2	9.3

Stations	Quetta (Samungli)		Zhub (Fortsandeman)		Khuzdar		Punjour		Dalbadin	
Height in meters above sea level	1600		1405		1231		980		848	
	Max.	Min.	Max.	Min.	Max.	Min.	Max.	Min.	Max.	Min.

Month:

Nov. 2012	19.1	1.4	N.R	N.R	25.8	8.9	26.4	10.3	27.3	5.4
Dec. 2012	13.2	2.9	16.6	1.1	19.5	3.8	N.R	N.R	22.4	1.9
Jan. 2013	13.0	4.4	N.R	N.R	19.5	3.5	19.3	2.2	N.R	N.R
Feb. 2013	N.R	N.R	N.R	N.R	19.0	5.5	21.5	6.6	N.R	N.R
Mar. 2013	N.R	N.R	N.R	N.R	25.9	10.7	28.0	12.0	N.R	N.R
Apr. 2013	N.R	N.R	N.R	N.R	27.7	16.8	31.0	17.0	N.R	N.R

Nov.2013	19.0	1.9	24.5	2.5	23.4	12.5	25.2	10.1	34.5	3.5
Dec. 2013	14.4	3.8	16.8	1.2	19.3	6.3	19.0	4.3	19.3	2.3
Jan. 2014	12.5	4.3	14.6	2.5	15.0	2.5	10.0	2.0	18.1	2.5
Feb. 2014	7.2	-0.7	14.4	1.1	17.3	3.0	16.3	3.0	17.1	2.1
Mar. 2014	18.0	3.1	19.5	6.8	24.0	9.3	24.0	10.2	26.3	8.1
Apr. 2014	25.5	8.6	26.7	14.0	35.0	18.1	32.8	18.3	34.9	15.5

N.R = Not received

Source: Pakistan Meteorological Department, Karachi.

2.2 Rainfall at Selected Stations

(In millimeters)

Stations	Murree	Rawalpindi / Islamabad	Jhelum	Lahore	Sargodha	Faisal-abad	Multan	Bahawal-pur	Hyder-abad	Nawab-shah	Jacob-abad
Height in meters above sea level	2167	507	232	213	187	183	122	116	40	37	55

Year/month

2009	1270.6	401.0	542.0	372.0	187.0	377.0	119.0	147.0	209.0	107.0	43.0
2010	1681.6	849.0	771.0	541.0	602.0	545.0	285.0	226.0	214.0	343.0	152.0
2011	1442.2	1079.0	748.0	903.0	710.0	544.0	180.0	164.0	404.1	309.0	293.3
2012	1515.0	1076.0	717.0	527.0	368.0	366.0	239.0	183.0	121.0	182.0	486.0
2013	1451.0	1732.0	924.0	1109.0	362.0	378.0	157.0	148.0	74.0	86.0	345.0
Nov. 2012	9.0	3.0	5.7	0.2	TR	0.0	0.0	0.0	0.0	0.0	0.0
Dec. 2012	119.1	87.2	31.4	21.0	15.4	18.4	3.0	4.5	1.0	T.R	0.5
Jan. 2013	26.8	9.0	11.8	13.2	0.3	2.5	0.0	0.0	T.R	0.03	3.0
Feb. 2013	N.R	297.9	100.5	N.R	N.R	59.5	N.R	52.5	4.4	30.2	36.1
Mar. 2013	90.2	54.4	9.5	19.0	31.7	4.8	13.0	3.0	0.0	1.0	1.0
Apr. 2013	101.3	39.1	45.5	7.3	47.1	25.4	6.8	2.0	28.2	TR	12.0
Nov. 2013	13.7	7.6	32.6	4.5	3.3	3.3	1.0	TR	0.0	0.0	0.0
Dec. 2013	1.2	3.0	0.2	7.0	Tr	0.0	0.0	0.0	0.0	0.0	0.0
Jan. 2014	33.8	6.0	2.2	4.0	TR	0.0	0.6	TR	0.0	0.0	TR
Feb. 2014	104.8	50.4	27.6	22.6	7.0	16.2	22.9	7.2	0.0	0.0	3.0
Mar. 2014	280.5	282.4	148.8	50.3	37.2	38.7	32.4	4.9	0.0	7.4	8.1
Apr. 2014	46.9	11.0	84.1	64.8	62.0	29.4	0.0	3.2	7.0	15.0	2.0

Contd.

2.2 Rainfall at Selected Stations

(In millimeters)

Stations	Karachi Airport	Peshawar	D.I.Khan	Saidu Sharif	Gilgit	Quetta (Samungli)	Zhob (Fortsandeman)	Khuzdar	Punjgoor	Dalbadin
Height in meters above sea level	21	359	173	961	1459	1600	1405	1231	980	848
Year/month										
2009	280.0	533.0	285.0	958.1	141.1	200.0	270.0	234.0	60.0	125.0
2010	373.0	839.0	756.0	1465.1	214.6	102.0	279.0	159.0	54.0	20.0
2011	290.6	568.0	281.0	853.7	158.7	246.5	40.5	286.6	138.0	64.9
2012	152.0	480.0	450.0	803.0	110.0	410.0	47.0	167.0	33.0	160.0
2013	169.0	551.0	327.0	954.0	153.0	53.0	66.0	479.0	101.0	23.0
Nov. 2012	0.0	3.0	TR	8.3	2.2	7.0	N.R	0.0	0.0	0.0
Dec. 2012	22.8	76.0	17.1	75.4	5.1	30.0	14.5	25.9	0.0	N.R
Jan. 2013	T.R	3.0	TR	21.7	3.1	5.0	N.R	0.0	0.0	N.R
Feb. 2013	20.0	180.8	86.1	N.R	3.6	N.R	N.R	131.0	25.0	N.R
Mar. 2013	2.8	116.0	46.1	128.0	3.2	N.R	N.R	40.0	15.0	N.R
Aprl. 2013	30.0	85.0	8.1	67.0	5.6	N.R	N.R	46.7	24.0	N.R
Nov. 2013	0.0	36.0	7.0	33.3	14.0	4.0	7.5	13.5	11.6	11.0
Dec. 2013	0.0	1.0	0.3	1.2	0.0	0.0	0.0	0.0	0.0	0.0
Jan. 2014	TR	3.0	TR	9.0	1.8	1.0	0.0	0.0	30.0	13.6
Feb. 2014	0.0	32.0	27.2	121.7	0.4	31.0	25.0	75.5	0.0	8.0
Mar. 2014	12.4	111.0	68.5	215.9	3.6	73.0	66.5	60.1	9.0	16.0
Aprl. 2014	0.0	0.0	59.8	0.0	0.0	17.0	25.0	0.0	16.0	9.0

Source: Pakistan Meteorological Department, Karachi.

N.R = Not received

Tr. = Trace (Rainfall less than 0.1 mm)

0.0 = No rainfall

3. ENERGY & MINING

3.1 Production of Crude Oil

S.NO	Field	JUL,13	AUG,13	Sep ,13	Oct,13	Nov,13	Dec,13	Jan,14	Feb,14	Cummulative Total from July 2013
PUNJAB										
1	ADHI	197876	194732	123525	178150	162130	211521	195778	191991	1455703
2	BALKASSAR	12612	12588	12031	12447	12214	12517	13173	11773	99355
3	BELA	0	0	0	0	0	0	0	0	0
4	BHALSYEDAN	202	246	242	232	329	303	298	291	2143
5	BHANGALI	0	0	0	0	0	0	0	0	0
6	CHAK NAURANG	10630	10295	9900	10020	9600	9925	9845	8690	78905
7	DAKHNI	35942	34221	30960	36590	35530	38705	32950	27950	272848
8	DHODAK	2499	2416	2333	2426	2260	2078	1950	1740	17702
9	DHULIAN	4412	4410	4286	4462	4616	4924	5236	4613	36959
10	DHURNAL	3881	3822	3769	4052	3857	4032	3756	3700	30869
11	Dommail	2138	1878	1754	1836	1751	1830	1728	1577	14492
12	FIMKASSAR	3875	3875	3750	3875	3750	3875	3875	3500	30375
13	HALINI	16867	17026	13223	11599	15438	14997	17956	14962	122068
14	JOYAMIR	727	571	627	621	573	594	526	298	4537
15	KAL	11354	11097	9228	11118	10815	10443	10930	10085	85070
16	KHAUR	169	164	178	148	143	200	174	158	1334
17	MEYAL	9739	9838	9328	9822	9371	9975	9527	8871	76471
18	MINWAL	2732	2651	2661	2714	2670	2756	2732	2720	21636
19	MISSAKISWAL	6728	4651	2308	2253	2015	2022	1916	1377	23270
20	PARIWALI	21474	21181	20528	20428	18044	18394	18278	16379	154706
21	PINDORI	7733	10954	9330	8554	8853	9096	7916	6793	69229
22	RAJIAN	43510	42883	41335	40853	41635	42490	52240	49155	354101
23	RATANA	8762	8686	7929	8617	16263	17546	16717	17919	102439
24	RODHO SALSABIL	4434	4393	4150	4272	4158	4492	4447	3890	34236
25	SADKAL	1382	1358	1385	1547	1454	1595	1573	1318	11612
26	TOOT	11135	11300	10761	11102	10841	11155	11169	10349	87812
27	TURKWAL	568	1062	1053	1221	1064	872	872	749	7461
28	GHAURI	0	0	0	0	0	0	0	0	0
	TOTAL	421381	416298	326574	388959	379374	436337	425562	400848	3195333
SINDH										
1	ADAM	1632	4355	4109	4783	5206	5343	5203	4480	35111
2	ALI	812	766	455	293	836	610	271	404	4447
3	ALI ZAUR	0	0	0	0	0	0	0	0	0
4	BALUCH	9965	8950	8050	9970	12235	18640	14740	11355	93905
5	BAQAR DEEP	0	0	0	0	0	0	0	0	0
6	BHATI / NAKURJI	97	0	0	8938	10	0	0	0	9045
7	BHIT	9417	9845	9168	7713	11341	10742	8975	67201	67201
8	BIJORO	15103	15237	15312	14206	12599	8924	3770	3592	88743
9	BILAL 1	0	0	0	0	0	0	0	0	0
10	BILAL NORTH	0	0	0	0	0	0	0	0	0
11	BOBI	39920	38000	37540	38470	36140	37920	37030	32680	297700
12	BUKHARI	0	0	0	0	0	0	0	0	0
13	BUKHARI DEEP	163	137	151	42	78	82	62	52	767
14	BUZDAR UNIT	0	0	0	0	0	0	0	0	0
15	CHAK 2	6845	6215	5945	7265	9030	13595	11270	10190	70355
16	CHAK 7A	18235	11530	1715	3445	3255	3629	1779	1247	44835
17	DABHI (South)	1079	1648	1652	1858	1965	1875	2144	1872	14093
18	DABHI (North)	1775	1130	3459	17093	16262	13276	9955	6364	69314
19	DUPHRI	235	0	0	30	0	0	0	0	265
20	FATEH SHAH	0	0	0	0	0	0	0	0	0
21	FATEH SHAH DEEP	0	0	0	0	0	0	0	0	0
22	FATEH SHAH NORTH	0	0	0	0	0	0	0	0	0
23	GHARO	4240	5029	3596	3884	3408	3152	3047	2439	28795
24	GHUNGRO	4239	4197	4042	4011	4265	4518	4178	3721	33171
25	GOLARCHI	53	4	0	0	0	0	0	0	57
26	GOPANG	0	0	0	0	0	0	0	0	0
27	HALIPOTA	3809	4587	5335	6707	7121	6510	5536	4057	43662
28	HASEEB	0	0	0	0	0	0	0	0	0
29	JABO	15874	16769	14584	13867	10839	11265	11663	8433	103294
30	JABO NORTH	0	0	0	0	0	0	0	0	0
31	JAGIR	5051	4728	4618	4505	3908	3844	4201	3552	34407
32	JALAL	529	148	26	0	0	0	0	0	703
33	JARAR DEEP	0	0	5357	16421	13124	16675	16352	11954	79883
34	JHABERI SOUTH	0	1615	4311	4192	740	2209	3472	2585	19124
35	JOGWANI	0	296	349	323	547	676	787	434	3412

Contd.

3.1 Production of Crude Oil

S.NO	Field	JUL,13	AUG,13	Sep ,13	Oct,13	Nov,13	Dec,13	Jan,14	Feb,14	Cummulative Total from July 2013
36	KADANWARI	703	3438	1084	866	783	756	1362	1044	10036
37	KAKJANI	0	0	0	0	0	0	0	0	0
38	KAMAL NORTH 1	15072	11098	10621	8891	7250	5091	7214	6542	71779
39	KANDH KOT	422	343	522	618	478	519	845	484	4231
40	KATO	0	0	0	0	0	0	0	0	0
41	KEYHOLE G	0	0	0	0	0	0	0	0	0
42	KHASKELI	4571	4326	5477	5897	6402	6197	5863	5536	44269
43	KHASKELI DOWN THROWN	2140	1913	2089	1863	1709	1695	1551	1173	14133
44	KHASKELI NORTH	13	0	0	0	0	0	0	0	13
45	KHOREWAH	2668	2328	2587	2346	2526	2138	2548	2311	19452
46	KHOREWAH DEEP	45	31	42	25	71	69	43	50	376
47	KOLI	19779	11662	6601	4999	5099	5082	3065	3693	59980
48	KUNNAR	166963	162108	142250	117749	134385	140683	141005	93815	1098958
49	LAGHARI	3093	3001	2849	2953	2913	2694	2399	2447	22349
50	LASHARI CENTRE	4710	13970	13740	14110	13880	13810	7785	12600	94605
51	LIARI	0	0	0	0	0	0	0	0	0
52	LIARI DEEP	64	0	0	0	0	0	0	0	64
53	LODANO	13434	17776	35871	38769	10857	17365	14737	2792	151601
54	LODANO DEEP	0	11639	3906	7875	28990	24475	32298	28361	137544
55	MAKDUMPUR	1046	1046	901	1062	850	1536	1527	1463	9431
57	MALAH	921	1338	255	855	0	1228	830	383	5810
58	MARI	1640	2226	2319	2684	1430	2301	2274	1596	16470
59	MATLI	1331	1290	1237	1255	0	0	0	0	5113
60	MAZARANI	478	532	342	491	409	585	442	473	3752
61	MAZARI	1928	1716	1487	2561	2193	2517	2101	5423	19926
62	MEWA	0	0	5	45	62	20	0	0	132
63	MEYUN ISMAIL DEEP	96	84	295	120	95	157	119	60	1026
64	MEYUN ISMAIL	1271	1100	824	1132	1149	1154	1143	953	8726
65	MIANO	831	806	1062	669	759	788	1432	1125	7472
66	MISSAN	4490	4530	4435	4500	4420	4530	4410	4160	35475
67	MISSRI	3131	3155	2542	1604	2890	2800	2682	2897	21701
68	MOHANO	2238	1975	2057	2391	2491	2422	1609	1901	17084
69	MOLLAN N	0	570	2125	2460	2385	2440	2460	2200	14640
70	MUBAN	4990	5419	5039	7251	9334	10658	10179	9050	61920
71	MULAKI	0	0	0	0	0	0	0	0	0
72	NAIMAT BASAL	78	94	89	36	514	949	520	319	2599
73	NAIMAT WEST	3712	3714	3585	11276	12749	12001	8612	10276	65925
74	NOORAI JAGIR	1414	1270	1380	1275	1350	1305	1270	845	10109
75	NORTH AKRI	2580	3529	3156	2880	2488	3108	3022	2537	23300
76	NUR BAGHLA	4254	4330	3858	3783	3792	3854	3920	3420	31211
77	PAKHRO	0	0	0	0	0	0	0	0	0
78	PANIRO	6308	6341	7759	7457	6934	7783	7016	5841	55439
79	PASAKI	112885	111940	110305	113150	104035	106620	107430	94480	860845
80	PASAKI N	22805	24180	23545	24655	23580	24170	24050	22005	188990
81	PASAKI NORTH EAST	12660	12220	12310	12860	11185	8515	9005	8095	86850
82	PIARO DEEP	496	624	836	662	553	241	385	260	4057
83	PIR APAN	0	0	0	0	0	0	0	0	0
84	PIR AMAN	0	0	0	0	0	0	0	0	0
85	QABUL	1168	573	321	0	0	0	0	0	2062
86	QADIR PUR	27655	25190	23600	27365	24690	26655	24130	18955	198240
87	RAHIM NORTH	25081	19282	12526	8055	5630	21975	28559	18306	139414
88	RAJO	0	0	0	0	0	0	0	0	0
89	REHMAT	0	0	0	0	0	0	0	0	0
90	RIND	149	0	0	0	0	0	0	0	149
91	SAKHI	3947	4298	4656	4983	5195	5611	4388	4023	37101
92	SAKHI DEEP	54	100	130	6	0	98	59	104	551
93	SAKHI SOUTH DEEP	69	42	33	0	0	145	1095	387	1771
94	SAQIB	811	723	492	873	686	595	538	437	5155
95	SHAH DINO	0	0	0	0	0	0	0	0	0
96	SHEIKHANO	3450	8051	4885	3550	1511	1069	1219	933	24668
97	SHEIKHANO DEEP	10237	9022	2993	17533	11203	9082	7205	5900	73175
98	SINJHORO	0	0	0	0	0	0	0	0	0
99	SONO	40355	37155	35655	36280	35445	36225	36050	30265	287430
100	SONRO	106445	98349	86614	78259	72760	65582	61476	51674	621159
101	SOUTH BUZDAR	965	1012	196	170	248	535	675	525	4326
102	SOUTH BUZDAR DEEP	22148	20157	18294	16632	14986	16504	15516	12666	136903

Contd.

3.1 Production of Crude Oil

S.NO	Field	JUL,13	AUG,13	Sep ,13	Oct,13	Nov,13	Dec,13	Jan,14	Feb,14	Cummulative Total from July 2013
103	SOUTH MAZARI	14074	13901	12662	12239	11826	12270	12410	11208	100590
104	SOUTH MAZARI DEEP	17990	17288	18869	17747	16365	18086	19494	19473	145312
105	SUJAWAL	2003	1679	1860	2000	2357	1654	2110	1809	15472
106	TAJEDI	5331	4972	4224	4158	3898	3659	3109	2396	31747
107	TANDO ALAM	17185	22480	17455	18440	17900	18450	20590	19295	151795
108	TANDO GHULAM ALI	705	744	740	1913	715	1151	1137	919	8024
109	TANGRI	5188	4522	5169	3368	3594	4031	3244	2503	31619
110	TANGRI DEEP	1423	994	625	729	759	805	874	717	6926
111	THORA	20220	19230	16920	17120	16560	17000	15715	15965	138730
112	TURK	1887	1649	487	1000	363	839	2376	2561	11162
113	TURK DEEP	1642	1659	1759	1295	1827	3491	3822	2410	17905
114	UMER	0	0	0	0	0	0			0
115	ZAMZAMA	55656	54030	48235	46351	46686	43918	41322	36069	372267
116	ZAUR	8014	9076	9422	6901	9184	8631	7181	6121	64530
117	ZAUR DEEP	93	95	94	0	0	0			282
118	ZAUR SOUTH	0	0	0	0	0	0			0
119	BACHAL	0	0	0	24332	18124	19931	13362	7996	83745
120	SUMAR DEEP	0	0	0	8483	35675	33825	23758	21092	122833
121	JAKHRO	0	0	0	1485	7085	9662	7850	7220	33302
122	AASSU	0	0	0	0	0	2891	17282	22746	42919
123	GAGANI	0	0	0	0	0	932	741	14	1687
124	THEBO	0	0	0	0	0	0	443	11867	12310
125	MEHAR	0	0	0	0	0	0	80124	72265	152389
126	BAKSH DEEP	0	0	0	0	0	0		281	281
127	SOHRAB DEEP	0	0	0	0	0	0			0
128	KUNNAR PASAKI DEEP	0	0	0	0	0	0		30645	30645
129	LATIF	0	0	0	0	0	0		1556	1556
130	LUNDALI	0	0	0	0	0	0		274	274
131	MURID									0
132	SUTIARI DEEP									0
133	NANDO									0
	TOTAL	958278	949121	878077	935645	925543	971642	1021209	900573	7540088
KHYBER .P.K										
1	CHANDA	92395	92092	79205	97510	91125	89835	81785	64864	688811
2	MAKORI	6101	5706	4456	4972	4616	4691	4500	3663	38705
3	MAKORI EAST	240035	245104	240627	242471	234674	239859	237642	256370	1936782
4	MAMIKHEL	77231	74495	71579	74370	72486	73922	69113	62424	575620
5	MANZALAI	55693	48867	44639	36837	33039	29170	31093	28468	307806
6	MARAMZAI	109145	108680	105194	109131	105394	108637	109898	98123	854202
7	MELA	103750	101880	90205	50138	22535	39705	71600	57655	537468
8	NASPHA	456452	449967	516540	547084	602115	617620	630810	571850	4392438
9	SHEKHAN	0	0	0	0	0	0	0	0	0
10	TOLANG	0	0	0	0	0	0	0	0	0
	TOTAL	1140802	1126791	1152445	1162513	1165984	1203439	1236441	1143417	9331832
BALUCHISTAN										
1	KHOST	710	298	248	166	186	184	0	0	1792
2	SUI	449	714	644	874	1584	2128	3578	2409	12380
3	UCH	494	494	539	410	499	578	678	830	4522
	TOTAL	1653	1506	1431	1450	2269	2890	4256	3239	18694
	GRAND TOTAL	2522114	2493716	2358527	2488567	2473170	2614308	2687468	2448077	20085947

3.2 Production of Natural Gas (MCFT)

S.NO	Field	JUL,13	AUG,13	Sep ,13	Oct,13	Nov,13	Dec,13	Jan,14	Feb,14	Cummulative Total from July 2013
112	SOUTH MAZARI	20.69	32.18	30.34	40.80	8.59	8.36	11.32	10.13	162.41
113	SOUTH MAZARI DEEP	281.99	270.03	229.06	206.32	219.40	224.40	221.72	197.29	1850.21
114	SUJAWAL	317.53	268.69	313.85	328.92	324.34	230.75	289.92	246.13	2320.13
115	TAJEDI	0.48	0.50	0.46	0.45	0.41	0.42	0.42	0.34	3.48
116	TAJJAL	496.00	495.00	469.00	318.00	290.00	411.00	392.00	327.00	3198.00
117	TANDO GHULAM ALI	75.89	75.94	73.22	71.18	65.73	68.24	63.74	59.17	553.11
118	TANGRI	5.66	4.89	4.12	3.84	3.66	3.33	2.81	2.21	30.52
119	TANGRI DEEP	90.44	86.21	75.15	73.34	68.51	70.24	66.80	62.26	592.95
120	TURK	68.34	66.45	62.66	66.61	51.97	70.00	69.95	36.98	492.96
121	TURK DEEP	256.74	249.66	226.56	232.26	220.28	368.52	384.16	344.89	2283.07
122	UMER	0.00	0.00	0.00	0.00	0.00	0.00	0.00	0.00	0.00
123	USMAN	141.86	137.58	115.38	127.18	120.51	127.80	114.57	111.23	996.11
124	ZAMZAMA	11034.00	10609.00	9537.00	9450.00	9554.00	9346.00	8913.00	7636.00	76079.00
125	ZAUR	32.70	27.98	25.20	26.65	26.47	30.73	27.25	23.74	220.72
126	ZAUR DEEP	10.16	9.56	8.75	6.18	6.89	8.04	7.97	6.79	64.34
127	ZAUR SOUTH	0.00	0.00	0.00	0.00	0.00	0.00	0.00	0.00	0.00
128	ZAUR WEST	0.00	0.00	0.00	0.00	0.00	0.00	0.00	0.00	0.00
129	SUMAR DEEP	0.00	0.00	0.00	127.58	709.05	730.69	567.40	513.83	2648.55
130	BACHAL	0.00	0.00	0.00	43.84	40.46	43.52	31.18	22.23	181.23
131	JAKHRO	0.00	0.00	0.00	102.21	155.80	158.30	153.70	140.00	710.01
132	GAGANI	0.00	0.00	0.00	0.00	47.82	33.65	8.57	1.23	91.27
133	AASSU	0.00	0.00	0.00	0.00	0.00	0.28	1.63	2.31	4.22
134	AMDANI	0.00	0.00	0.00	0.00	0.00	2.19	1.12	0.00	3.31
135	LUNDALI	0.00	0.00	0.00	0.00	0.00	232.79	239.00	216.00	687.79
136	HALINI	0.00	0.00	0.00	0.00	0.00	13.20	17.92	12.69	43.81
137	MARU-RETI	0.00	0.00	0.00	0.00	0.00	0.00	294.29	352.27	646.56
138	MEHAR	0.00	0.00	0.00	0.00	0.00	0.00	699.39	653.81	1353.20
139	BAKSH DEEP	0.00	0.00	0.00	0.00	0.00	0.00	0.00	87.37	87.37
140	SOHRAB DEEP	0.00	0.00	0.00	0.00	0.00	0.00	0.00	19.61	19.61
141	THEBO	0.00	0.00	0.00	0.00	0.00	0.00	0.00	95.87	95.87
142	DACHRAPUR	0.00	0.00	0.00	0.00	0.00	0.00	0.00	28.76	28.76
143	JHOK	0.00	0.00	0.00	0.00	0.00	0.00	0.00	0.00	0.00
144	RAGNI DEEP	0.00	0.00	0.00	0.00	0.00	0.00	0.00	0.00	0.00
TOTAL		87128.96	88040.29	83425.33	86992.22	85107.02	88969.29	88002.79	76943.57	684609.47
BALUCHISTAN										
1	LOTI	704.96	713.56	723.82	717.61	667.76	676.47	643.22	619.37	5466.77
2	PIRKOH	441.90	492.90	472.10	482.22	483.90	508.50	461.90	423.00	3766.42
3	SUI	13971.00	13839.00	13321.00	13658.00	13253.00	13728.34	13687.00	12166.60	107623.94
4	UCH	7859.80	7866.10	7829.50	6052.80	6389.00	8334.00	8940.50	8673.20	61944.90
TOTAL		22977.66	22911.56	22346.42	20910.63	20793.66	23247.31	23732.62	21882.17	178802.03
KHYBER .P.K										
1	CHANDA	203.51	200.02	168.19	210.19	190.41	179.11	170.25	138.48	1460.16
2	MAKORI	133.08	124.71	98.41	107.78	101.05	103.89	98.52	87.13	854.57
3	MAKORI EAST	833.92	845.64	832.93	866.16	850.05	886.53	906.85	1086.58	7108.66
4	MAMIKHEL	1703.98	1656.63	1591.83	1653.87	1610.79	1642.42	1535.84	1428.73	12824.09
5	MANZALAI	4054.84	3999.89	3719.13	3338.29	3153.56	2936.43	3077.99	2603.66	26883.79
6	MARAMZAI	2855.52	2939.88	2845.65	2950.72	2848.50	3161.73	2970.22	2673.96	23246.18
7	MELA	507.94	503.48	459.54	267.42	82.56	193.20	393.76	337.32	2745.22
8	NASHPA	1625.73	1618.36	1809.98	1951.40	2095.96	2141.42	2244.71	2024.65	15512.21
9	SHEKHAN	0.00	0.00	0.00	0.00	0.00	0.00	0.00	0.00	0.00
10	TOLANJ X	0.00	0.00	0.00	0.00	0.00	0.00	0.00	0.00	0.00
TOTAL		11918.52	11888.61	11525.66	11345.83	10932.88	11244.73	11398.14	10380.51	90634.88
GRAND TOTAL		127698.64	128375.49	122439.93	124690.34	121994.55	129113.59	128611.14	114114.65	997038.33

3.3 PRODUCTION OF CRUDE OIL, NATURAL GAS AND ELECTRICITY

Year / Month	Crude Oil (000 Barrels)	Natural Gas (MCFT)	Total	Electricity (Mn.Kwh)		
				Hydel	Thermal	Nuclear
2008-09	24033	1460678	92431	27636	63177	1618
2009-10	23706	1482846	94222	27927	63504	2791
2010-11	24041	1471590	86873	31781	52376	2716
2011-12	24573	1558960	67272	28431	53571	5270
2012-13	27841	1505839	86190	29687	51950	4553
2013 Feb	2301	120075	5185	1610	3472	103
Mar	2508	130930	6003	1494	4207	302
Apr	2358	120263	6367	1772	4066	529
May	2550	125541	6973	2390	4137	446
Jun	2426	120782	7778	3379	4102	297
Jul	2522	127699	9513	3883	5198	432
Aug	2494	128375	9283	3912	4848	523
Sep	2359	122440	9416	4087	4835	494
Oct	2489	124690	8205	2924	4748	533
Nov	2473	121995	7565	2473	4533	559
Dec	2614	129113	6848	1885	4457	506
2014 Jan	2687	128611	6917*	852	5523*	542
Feb	2448	114115	6973*	1972	7998*	427

*= Provisional
r = Revised

Source: i) Directorate General of Petroleum concession
M/O Petroleum & Natural Resources Islamabad
ii) Electricity Generating Establishment.

3.4 MINERAL PRODUCTION

Year / Month	(Thousand Tonnes)									
	Marble	Arg Clay	Silica Sand	Gypsum	Lime Stone	Ordinary Stone(MT)	Rock Salt	Coal	Copper	Copper Blister (MT)**
2008-09	1145	4356	370	800	33186	6605	1917	3679	155	17799
2009-10	1065	4304	411	854	37137	6715	1944	3536	-	18121
2010-11	1069	4484	301	885	32021	6685	1954	3292	-	15672
2011-12	1751	4562	270	1260	35016	6540	2136	3179	-	17931
2012-13	2360	4513	356	1250	38932	945	2160	2809	-	12285
2013 Feb	1812	282	38	97	2536	90	178	235	--	--
Mar	242	528	35	106	3863	95	207	299	--	17
Apr	204	443	21	83	3731	100	183	278	--	--
May	184	470	25	113	3568	100	201	324	--	1013
Jun	228	398	15	126	2929	95	190	256	--	2129
July	187r	309	14	87	2709	350	189	204r	-	2210
Aug	172r	340	19	57	2583	305	124	132r	-	-
Sep	175r	410	24	103	2586	250	182	238	-	2190
Oct	124	485	19	90	3230	305	147	233	-	2133
Nov	244	432	29	135	2701	150	220	290	-	-
Dec	218	369	31	108	2896	150	208	255	-	-
2014 Jan	254	345	27	122	2902	100	206	304	-	-
Feb	108	239	20	99	2268	150	196	290	-	-

* = Provisional

r = Revised

** = Copper Blister for the months of July,08 to onward.

Contd.

17

3.4 MINERAL PRODUCTION

(Tonnes)

Year / Month	Iron ore	Bauxite	Barytes	Bentonite	Celestite	China Clay	Chalk	Chromite	Dolomite	Laterite
2008-09	320214	13618	62997	32032	470	17169	8218	89739	249918	123867
2009-10	447541	9031	57166	34596	160	22769	2939	257148	130408	181046
2010-11	329100	9033	31836	30840	-	16055	1100	148034	240111	298994
2011-12	384893	30223	48510	16520	-	21555	2749	179203	198392	293625
2012-13	408604	25288	118471	26077	-	22917	810	136443	335819	328067
2013 Feb	46327	1486	12551	2367	--	1733	25	9353	24569	19793
Mar	31198	3214	3180	1496	--	1003	60	8977	46800	30475
Apr	29160	1521	3648	2329	--	1666	80	6380	43439	22062
May	23931	4867	1484	2035	--	1472	25	8784	47599	32627
Jun	27336	3598	3590	2033	--	1429	--	6966	12610	15886
July	19318r	2104	2795	1051	-	2107	137	6495	30437	12044
Aug	6538r	1264	5394	935	-	2247	139	6887	25248	44778
Sep	13158r	1324	11522	1468	-	2047	156	6844	32201	12216
Oct	22557r	2110	2048	1691	-	759	135	5109	23387	113021
Nov	11624	2218	14278	2162	-	846	123	5783	33384	31614
Dec	21386	3537	9183	4011	-	1151	141	5475	26868	20123
2014 Jan	26534	2772	4494	2374	-	636	65	7074	33570	26454
Feb	10979	2162	7555	4074	-	1627	-	3699	27659	18507

* = Provisional

r = Revised

Contd.

3.4 MINERAL PRODUCTION

		(Tonnes)									
Year / Month	Feldspar	Fire Clay	Flourite	Fullers Earth	Magnesite	Magnese	Ocher	Ord Sand/Bajri Sand	Soap Stone	Sulphur	
2008-09	37881	389493	1261	10213	2639	1254	56617	-	13923	25784	
2009-10	54198	329055	290	11219	5159	1655	55352	-	53991	26641	
2010-11	23254	274042	3156	4180	4908	785	36078	-	47561	27645	
2011-12	53235	408187	6859	6906	5444	345	42107	-	55515	25560	
2012-13	38218	454645	13344	4259	6705	290	37769	2141	93214	20610	
2013	Feb	3938	29898	1024	232	576	-	3020	200	11970	107
	Mar	3606	41893	842	439	742	50	2886	--	9077	1698
	Apr	--	37764	624	223	160	--	3095	--	7741	1698
	May	80	36867	725	185	692	--	3367	--	6524	3221
	Jun	4564	39907	722	372	--	--	2788	--	703	2732
	July	4781	30908	191	470	266	90	2934	850	7911	2850
	Aug	12998	25244	223	222	265	25	2701	850	4278	2929
	Sep	13660	28968	267	484	446	510	3305	900	4654	2822
	Oct	11715	48226	316	432	450	685r	2624	250	5468	2923
	Nov	15343	40046	609	606	336	680	2677	600	10476	2750
	Dec	6448	45651	657	380	448	600	2476	50	8363	3174
2014	Jan	1660	33765	848	906	380	--	2753	0	10331	3160
	Feb		26862	795	938	--	--	1732	0	0	2874

* = Provisional

r = Revised

4. HEALTH

4.1(a) Monthly Immunization Coverage

Number of doses administered (0-11 months)children during 2014

MONTH(s)	BCG	OPV-0	OPV-1	OPV-2	OPV-3	Penta-valent-1	Penta-valent-2	Penta-valent-3	Pneumo-1	Pneumo-2	Pneumo-3	Measles-1
January	525,198	405,746	497,271	475,564	456,038	496,598	472,501	454,779	475,363	448,038	430,709	424,624
February	503,120	385,213	482,021	454,397	440,269	480,933	451,873	439,446	448,297	422,985	409,269	416,515
March	514,655	382,458	510,467	475,154	460,467	510,264	474,701	460,935	480,788	445,640	432,791	451,966
April	487,535	357,367	493,367	480,592	470,418	497,255	479,967	470,089	463,280	451,386	442,319	479,451
May												
June												
July												
August												
September												
October												
November												
December												
Total	2,030,508	1,530,784	1,983,126	1,885,707	1,827,192	1,985,050	1,879,042	1,825,249	1,867,728	1,768,049	1,715,088	1,772,556

Source : National Institute of Health, Islamabad

4.1(b) Monthly Immunization Coverage
Number of doses administered (12-23 Months) children during 2014

MONTH	BCG	OPV-1	OPV-2	OPV-3	Pentavalent-1	Pentavalent-2	Pentavalent-3	Measles-2
January	937	1,731	1,329	2,294	1,775	1,399	1,097	343,066
February	2,463	1,713	1,233	3,196	1,712	1,233	3,191	343,434
March	2,594	2,836	2,077	1,871	2,783	2,045	1,835	370,358
April	15,914	4,597	3,817	3,485	4,592	3,813	3,459	399,776
May								
June								
July								
August								
September								
October								
November								
December								
Total	21,908	10,877	8,456	10,846	10,862	8,490	9,582	1,456,634

BCG = Bacillus of Chalmette

OPV = Oral Polio Vaccine

Source : National Institute of Health, Islamabad

**4.1(c) Monthly Immunization Coverage
Number of TT doses administered to women during 2014**

MONTH	Pregnant Women					Childbearing age women				
	TT1	TT2	TT3	TT4	TT5	TT1	TT2	TT3	TT4	TT5
January	348,508	302,479	40,183	12,529	7,776	43,448	32,770	18,221	6,293	3,011
February	358,886	296,457	39,583	12,422	7,052	46,802	34,019	18,123	8,487	3,460
March	381,528	313,968	38,741	12,567	7,206	47,167	34,609	18,031	9,089	4,040
April	406,729	328,086	40,546	11,976	6,498	46,936	32,837	17,722	5,806	3,396
May										
June										
July										
August										
September										
October										
November										
December										
Total	1,495,651	1,240,990	159,053	49,494	28,532	184,353	134,235	72,097	29,675	13,907

TT = Tetanus Toxioid

Source : National Institute of Health, Islamabad

4.2 Monthly Report on HIV Treatment Centres September, 2013

S. No	Centre Name	Male		Female		Children		Transgender		TOTAL	TOTAL on ART
		Total	On ART	Total	On ART	Total	On ART	Total	On ART		
Federal											
1	PIMS, Islamabad	1353	454	253	127	26	19	2	1	1634	601
Punjab											
2	Mayo Hospital, Lahore	298	133	53	29	6	1	4	0	361	163
3	Services Hospital, Lahore	195	104	65	40	32	8	1	1	293	153
4	Peaditric Unit, Services Hospital, Lahore	0	0	0	0	132	56	0	0	132	56
5	Shaukat Khanum Hospital, Lahore	203	192	161	136	0	1	0	0	364	329
6	Jinnah Hospital, Lahore	543	238	190	91	0	0	12	6	745	335
7	DHQ Hospital, Sargodha	281	51	31	9	5	2	0	0	317	62
8	DHQ Hospital, D.G Khan	293	162	139	92	17	5	1	1	450	260
9	Allied Hospital, Faisalabad	61	28	14	12	0	0	0	0	75	40
10	Aziz Bhatti Hospital, Gujrat	176	110	154	127	0	0	0	0	330	237
Sindh											
10	Civil Hospital, Karachi	1564	414	169	90	27	0	25	7	1785	511
11	Peaditric Unit, Civil Hospital, Karachi	0	0	0	0	23	14	0	0	23	14
12	Indus Hospital, Karachi	233	107	63	27	0	0	0	0	296	134
13	Aga Khan Hospital, Karachi	0	0	0	0	26	22	0	0	26	22
14	Chanka Medical College Hospital, Larkana	308	172	71	35	7	1	0	0	386	208
Khyber Pakhtunkhwa											
15	Hayatabad Medical Complex, Peshawar	861	573	290	193	58	19	0	0	1209	785
16	KDA Hospital, Kohat	129	96	60	45	10	7	0	0	199	148
Balochistan											
17	Bolan Medical Complex, Quetta	135	60	27	13	3	2	0	0	165	75
Total		6633	2894	1740	1066	372	157	45	16	8790	4133

Source:- National Aids Control Programme, NIH, Islamabad

4.3(a) Register Veterinary Medical Practitioner With PVMC- 2014

S.No.	RVMP Registration for the year of 2014	Male	Female	D.V.M	M.Sc	M.Phil	Ph.D	Total
1	January	28	1	29	Nil	Nil	Nil	29
2	February	129	7	136	Nil	Nil	Nil	136
3	March	49	1	48	2	Nil	Nil	50
4	April	9	2	11	Nil	Nil	Nil	11
5	May							
6	June							
7	July							
8	August							
9	September							
10	October							
11	November							
12	December							
	Total	215	11	224	2	Nil	Nil	226

Total RVMP Registered since 1st January 2014 to 30th April 2014= 226

Source:- Pakistan Veterinary Medical Council, Islamabad

Total RVMP Registered since 30th May 2000 to 30th April 2014= 8122

4.3(b) Registered Animal Husbandry Graduate With PVMC- 2014

S.No.	RVMP Registration for the year of 2014	Male	Female	B.Sc. (Hons) A.H	M.Sc.	Ph.D	Total
1	January	Nil	Nil	Nil	Nil	Nil	Nil
2	February	NIL	NIL	NIL	NIL	NIL	NIL
3	March	3	NIL	NIL	3	NIL	3
4	April	2	NIL	2	NIL	NIL	2
5	May						
6	June						
7	July						
8	August						
9	September						
10	October						
11	November						
12	December						
	Total	5	NIL	2	3	NIL	5

Total RAHG Registered since 1st January 2013 to 30th April 2014=05

Source:- Pakistan Veterinary Medical Council, Islamabad

Total RAHG Registered since 30th May 2000 30th April 2014= 471

4.4 TUBERCULOSIS REPORT (FTI) (January -March, 2014)

Provinces/ Regions	TB Cases NSS+			CDR SS+**	TB All Types			CDR Total	% Treatment Success Rate* (TSR)
	Male	Female	Total		Male	Female	Total		
Punjab			18051	53.04	9247	8804	18051	67.96	NA
Sindh			6303	45.75	6838	6566	13404	50.71	NA
K.P.K			3929	47.25	1036	1340	2376	59.98	NA
Balochistan			759	24.93	553	815	1368	29.88	NA
F.A.T.A			305	21.4	134	171	305	33.76	NA
Gilgit Baltistan			32	7.38	131	241	372	40.03	NA
AJK			461	31.83	661	743	1404	46.53	NA
ICT			99	27.31	67	73	140	47.66	NA
Pakistan			29939	48	18667	18753	37420	60	NA

CDR : Case Deduction Rate
SS+ Sputum Smear Positive

Source: National TB Control Programme
NIH, Islamabad

* Available One Year Lag

** Based on revised WHO estimates.

5. MANUFACTURING

5.1 Quantum Index Numbers of Large-Scale Manufacturing Industries

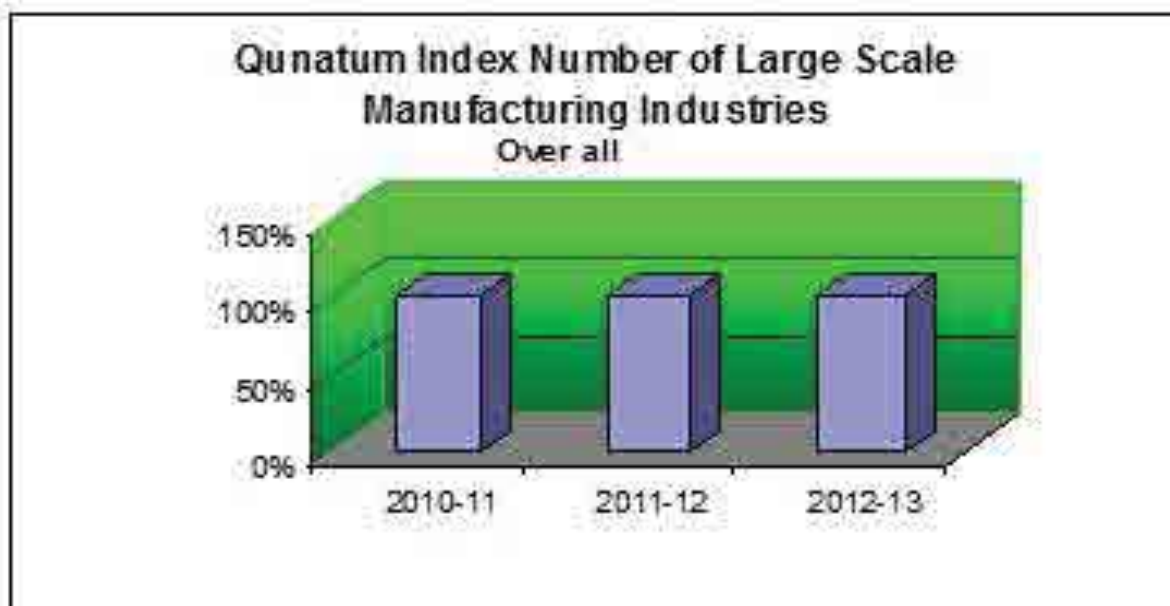
Year/month	Manuf- acturing (Over all)	Selected Items						
		Vegetable Ghee	Tea Blended	Cigarettes	Cotton Yarn	Cotton Cloth	Jute Goods	Paper & Board
(2005-06=100)								
2010-11	111.14	94.81	103.43	101.97	115.43	112.89	89.16	95.79
2011-12	112.44	95.76	118.91	96.60	116.03	113.23	90.03	116.64
2012-13	117.04	98.88	141.83	105.05	118.51	113.86	98.39	135.35
2013 Apr	119.87	104.29	139.55	127.88	119.69	113.98	107.72	127.47
May	115.82	106.75	131.34	128.16	119.78	114.12	113.96	143.63
Jun	114.03	105.53	113.34	83.17	120.72	114.21	108.99	138.02
Jul	110.75	104.68	159.60	78.06	119.55	114.45	100.65	164.53
Aug	109.24	97.11	129.50	84.53	120.02	114.85	82.97	153.63
Sep	112.65	98.96	147.45	102.18	119.83	114.58	102.87	159.06
Oct	111.88	97.80	152.91	98.15	120.21	114.71	91.45	168.41
Nov	138.40	105.29	172.19	96.36	119.55	114.05	104.05	153.92
Dec	134.08	101.91	182.11	97.31	120.16	114.32	112.15	128.22
2014 Jan	138.47	105.64	184.55	95.59	120.35	114.98	108.86	104.73
Feb	137.26	105.92	170.89	103.05	119.81	114.18	96.57	134.62
Mar	135.35	105.64	183.64	126.27	121.20	114.85	103.91	152.84
Apr	124.13	100.71	153.53	128.44	121.15	114.45	95.46	159.52

* = Provisional

Contd.

5.1 Quantum Index Numbers of Large-Scale Manufacturing Industries

Year/month	Selected Items				
	Cement	Auto Mobile	Fertilizers		
			Nit Fertilizer	Phos Fertilizer	Total
2010-11	154.69	103.80	126.93	93.26	96.29
2011-12	159.22	107.31	121.21	93.91	96.37
2012-13	167.29	93.54	133.94	88.40	92.49
2013 Apr	185.00	100.84	88.62	127.42	92.11
May	173.88	109.27	103.16	149.18	107.30
Jun	180.54	109.72	96.39	150.22	101.24
Jul	158.24	84.51	100.73	151.83	105.33
Aug	132.43	84.43	118.12	152.61	121.22
Sep	174.79	88.48	120.03	158.03	123.45
Oct	163.54	91.42	117.30	164.10	121.51
Nov	158.50	83.83	105.93	148.26	109.74
Dec	176.15	85.16	105.78	151.01	109.85
2014 Jan	161.99	96.02	101.55	36.39	95.69
Feb	158.11	90.71	91.81	74.85	90.29
Mar	190.11	104.11	101.32	168.11	107.33
Apr	183.90	96.27	97.74	136.83	101.26



5.2 Production of Manufacturing Items

Year/month	Vegetable Ghee (i)		Sugar (i)		Tea Blended (ii)		
	No. of reporting factories	Production (Tonnes)	No. of reporting factories	Production (Tonnes)	No. of reporting factories	Production (Tonnes)	
(2005-06=100)							
2010-11	87	1091810	78	4168721	5	65782	
2011-12	87	1102861	78	4634093	5	75628	
2012-13	87	1138754	78	5073501	5	90201	
2013	Apr	87	100087	78	355222	5	7396
	May	87	102443	78	80645	5	6961
	Jun	87	101272	78	15761	5	6007
	Jul	87	100456	78	0	5	8459
	Aug	87	93192	78	0	5	6845
	Sep	87	94976	78	0	5	7578
	Oct	87	93859	78	0	5	7785
	Nov	87	101049	78	61050	5	9126
	Dec	87	97806	78	1244932	5	9652
2014	Jan	87	101386	78	1495573	5	9781
	Feb	87	101649	78	1418391	5	9057
	Mar	87	101386	78	904594	5	9733
	Apr	87	96650	78	398546	5	8137

Year/month	Beverages (iii) *		Cigarettes (ii)	
	No. of reporting factories	Production (000 litres)	No. of reporting factories	Production (Million Nos.)
(2005-2006=100)				
2010-11	...	1490983	14	65403
2011-12	...	1812430	14	61954
2012-13	...	2077729	14	67377
2013	Apr	...	14	6835
	May	...	14	6850
	Jun	...	14	4445
	Jul	...	14	4172
	Aug	...	14	4518
	Sep	...	14	5461
	Oct	...	14	5246
	Nov	...	14	5150
	Dec	...	14	5201
2014	Jan	...	14	5109
	Feb	...	14	5508
	Mar	...	14	6749
	Apr	...	14	6865

* Adjusted for Imported raw sugar from Nov, 2000

Source: (i) Ministry of Industries & Production.

Contd.

** Off season

(ii) Provincial Bureaus of Statistics.

*** Not available

(iii) Central Board of Revenue.

* In the new base 2005-06 Beverages has been replaced by soft drinks, juices, syrups and squashes and liquors.

5.2 Production of Manufacturing Items

Year/ month	No. of reporting factories	Cotton Textiles (Mills sector)												
		Capacity installed			Capacity worked			Spindle hours worked (Mn. No.)	Looms hours worked (Mn.No.)	Rotors hours worked (Mn.No.)	Consum- ption of Raw Cotton (Tonnes)	Total Yarn Produ- ction (Tonnes)	Surplus Yarn (Tonnes)	Total Prod- uction of Cloth(000) (Sq.m)
		No. of Spindles (000)	No. of Looms (000)	No. of Rotors (000)	No. of Spindles (000)	No. of Looms (000)	No. of Rotors (000)							
2007-08	427	11834	8	203	9960	4	124	76400	21	512	3159170	2809383	2700283	1016390
2008-09	369	10514	9	153	9406	4	71	75408	24	485	2638235	2274347	2327217	1019183
2009-10	439	11392	7	195	10632	5	140	6221	2	40	3372364	2880970	2768071	1004587
2010-11	433	11421	7	195	10757	5	143	6903	2	40	3405727	2956972	1006567	1029672
2011-12		10994	7	161	9885		100							
2012 Jan	373	10994	7	161	9963	5	103	6498	2	40	231500	201000	82283	85250
Feb	373	10994	7	161	9925	5	103	6300	2	40	230575	200500	88197	85000
Mar	373	10994	7	161	9887	5	103	6382	2	40	231380	201200	88304	85350
Apr	373	10994	7	161	9906	5	104	6400	2	41	228850	199000	89483	85050
May	373	10994	7	161	9806	5	104	6491	2	41	222080	198000	89766	84500
Jun	373	10994	7	161	9893	5	103	6401	2	40	223070	198200	88626	84200
Jul	373	10994	7	161	9906	5	104	6301	2	42	236841	217900	82358	85520
Aug	373	10994	7	161	9893	5	104	6398	2	41	236640	218263	81553	85500
Sep	373	10994	7	161	9809	5	104	6400	2	40	238548	156904	81600	85600
Oct	373	10994	7	161	9893	5	109	6491	2	41	238290	219111	85590	85750
Nov	373	10994	7	161	9886	5	111	6401	2	40	237899	218935	83431	85500
Dec	373	10995	8	171	9892	5	120	6491	2	41	238456	219669	82792	85458

5.2 Production of Manufacturing Items

Year / month	Cotton Cloth (Mills Sector) (Thousand square metres)															Grand Total
	Fine					Medium					Coarse					
	Grey	Bleached	Dyed & Printed	Blended	Total	Grey	Bleached	Dyed & Printed	Blended	Total	Grey	Bleached	Dyed & Printed	Blended	Total	
2007-08	318397	17800	80925	41347	458469	97785	38207	212153	6803	354948	130590	18053	47859	6588	193090	1006507
2008-09	323350	20706	80446	42402	466904	101250	38695	204411	6839	351195	130882	17981	45775	6946	201584	1019683
2009-10	323595	31995	61290	44402	451282	101895	39541	204656	7839	353931	131728	18826	46620	7200	204374	1009587
2010-11	324931	23331	62626	45202	491745	103231	40877	205992	8239	351655	133064	20162	47956	7228	186272	1029672
2011-12	28205	2966	6454	4228	431006	9729	3341	14382	580	343794	19832	822	7292	686	183902	1018702
2012 Jan	--	--	--	--	40810	--	--	--	--	28843	--	--	--	--	15597	85250
Feb	--	--	--	--	40710	--	--	--	--	28768	--	--	--	--	15522	85000
Mar	--	--	--	--	10860	--	--	--	--	28868	--	--	--	--	15622	85350
Apr	--	--	--	--	40760	--	--	--	--	28768	--	--	--	--	15522	85050
May	--	--	--	--	40510	--	--	--	--	28618	--	--	--	--	15372	84500
Jun	28205	2966	6454	4228	41853	9729	3341	14382	580	28032	9916	411	3646	343	14316	84201
Jul	--	--	--	--	40920	--	--	--	--	28923	--	--	--	--	15677	85520
Aug	--	--	--	--	40710	--	--	--	--	28768	--	--	--	--	15522	85000
Sep	--	--	--	--	40895	--	--	--	--	29475	--	--	--	--	12530	85600
Oct	--	--	--	--	40926	--	--	--	--	28985	--	--	--	--	15839	85750
Nov	--	--	--	--	40910	--	--	--	--	28918	--	--	--	--	15672	85500
Dec	--	--	--	--	43110	--	--	--	--	28032	--	--	--	--	14316	85458

5.2 Production of Manufacturing Items

Year / month	No. of reporting factories	Jute Textiles								
		Capacity installed		Capacity worked		Production (Tonnes)				Raw Jute consumed (Bales)
		No. of Spindles	No. of Looms	No. of Spindles	No. of Looms	Total	Hessian	Sacking	Others	

(2005-2006=100)

2010-11	10	36076	1851	25327	1044	93174	18218	62630	12326	571874
2011-12	94087	15960	67138	10989	...
2012-13						102820	12748	77188	12884	
2013 Apr	10	36172	1851	23528	994	9381	916	7652	813	10014
May	10	36392	1851	23528	994	9924	972	8136	816	10134
Jun	10	36392	1755	23759	974	9492	1261	7066	1165	10218
Jul	10	36392	1755	23479	964	8765	1376	5980	1409	50939
Aug	10	36392	1755	23310	940	7226	1231	5038	957	50939
Sep	10	36392	1765	23730	991	8959	1290	6445	1224	50939
Oct	10	36392	1735	23507	969	7964	1178	5599	1187	47352
Nov		36392	1755	23354	971	9061	1354	6329	1378	21961
Dec		36392	1755	23476	1021	9767	1450	6967	1350	54772
2014 Jan						9482	1467	6644	1371	
Feb						8410	1349	5953	1108	
Mar							1421	6206	1422	
Apr							1047	6077	1189	

Year/month	Paper		Paper Board	
	No. of reporting factories	Production (Tonnes)	No. of reporting factories	Production (Tonnes)

(2005-2006=100)

2010-11	19	228675	26	206065
2011-12	19	246342	26	283025
2012-13	19	232361	26	381938
2013 Apr	19	15956	26	32255
May	19	22606	26	31717
Jun	19	21204	26	30997
Jul	19	18409	26	43934
Aug	19	17782	26	40224
Sep	19	19680	26	40608
Oct	19	24219	26	39473
Nov	19	15798	26	42416
Dec	19	15559	26	32933
2014 Jan	19	15079	26	24532
Feb	19	15616	26	35296
Mar	19	18042	26	39764
Apr	19	19918	26	40414

Contd.

5.2 Production of Manufacturing Items

Year / month	Chemicals (Tonnes)				
	No. of reporting factories	Soda Ash (i)	Caustic Soda (i)	Sulphuric Acid (ii)	Chlorine Gas (ii)
(2005-2006=100)					
2010-11	12	378048	172031	114773	15157
2011-12	12	370743	179097	100403	15770
2012-13	12	366238	182869	89431	15495
2013 Apr	12	31540	15053	9928	1359
May	12	33601	16433	6897	1402
Jun	12	32625	14765	7120	1388
Jul	12	33532	13434	5874	1410
Aug	12	31817	12557	4836	1320
Sep	12	31895	15771	7622	1350
Oct	12	32890	17952	7050	1243
Nov	12	32182	15324	7223	1256
Dec	12	34394	13758	10286	1202
2014 Jan	12	34048	11554	7153	1080
Feb	12	31205	11352	3555	1287
Mar	12	35034	14068	7868	1291
Apr	12	38225	13995	6362	1302

Contd.

5.2 Production of Manufacturing Items

Year/month	Chemical Fertilizers (Tonnes) (i)						Paints & Varnishes Solid (iii)		Paints & Varnishes Liquid (iii)	
	No. of reporting factories	Urea	Super Phosphate	Ammonium Nitrate	Nitro Phosphate	DI.Amm. Phosphate	No. of reporting factories	Production (Tonnes)	No. of reporting factories	Production (000 Ltrs.)
(2005-2006=100)										
2010-11	11	4552068	173250	275061	252335	663782	102	25673	169	48924
2011-12	11	4470662	114727	432290	337624	622649	102	23026	169	38371
2012-13	11	4215088	79304	401270	291922	729917	102	28048	169	40528
2013 Apr	11	373683	1419	14253	3630	66562	102	3165	169	3856
May	11	409186	915	37536	30825	67823	102	2806	169	4088
Jun	11	381652	5790	35437	30656	67768	102	2853	169	4121
Jul	11	401146	3682	34427	29625	69106	102	2373	169	4701
Aug	11	470842	7406	36157	42330	64514	102	2557	169	4166
Sep	11	458528	5940	62549	53909	63715	102	2786	169	3146
Oct	11	447093	10184	56367	55425	63623	102	3137	169	3276
Nov	11	423461	126634	40477	30840	66748	102	2899	169	3258
Dec	11	420412	4487	40345	32682	68824	102	3197	169	3359
2014 Jan	11	399378	3220	40155	33340	3332	102	3066	169	3345
Feb	11	361536	7530	36243	28658	25371	102	2933	169	3324
Mar	11	384791	9283	54016	43333	70699	102	3003	169	3449
Apr	11	382988	8557	45422	28230	60142	102	3805	169	3636

Source: (i) M/o. Industries & Production.
(ii) Provincial Bureau of Statistics.

Contd.

5.2 Production of Manufacturing Items

Year/ Month	No. of Reporting Refineries	Petroleum Products (000 Ltrs)											
		Jet Fuel	Kerosene	Motor Spirit	High Speed Diesel	Diesel Oil N.O.S.	Furnace Oil	Lubri- cating Oil	Jute Batching Oil	Solvent- Neptha	L.P.G.	Petroleum Products N.O.S	Total Petroleum Products
(2005-2006=100)													
2010-11	4	1054215.64	143637	1695852	3851413.63	51700	2566930	221456	3356.1	1052751	343250	289826	11274387
2011-12	4	890346.049	156877	1687118	3828574.31	30230	2282991	234177	3525.9	923629.7	341611	264025	10643104
2012-13	4	936028.378	179871	2056737	4583974.56	40041	2777820	224823	3489.1	898670.5	420457	272492	12394404
2013 Apr	4	81973	16971	181490	417140	2448	243747	19668	265	75398	33614	24107	1096820
May	4	79789	12338	162839	370918	4951	219804	18463	354	79735	26167	22600	997959
Jun	4	84665	11389	182729	463558	4718	249932	21416	375	90120	33202	26952	1169057
Jul	4	73969	18426	193992	435633	5495	243246	19398	209	77535	35219	23561	1112683
Aug	4	73878	17338	190194	463804	3174	259970	21692	193	84112	34241	21939	1170535
Sep	4	70037	16809	173829	384145	3595	234289	20121	232	78242	28213	25041	1034551
Oct	4	86145	15789	175327	433481	3985	257260	20552	140	75858	30824	21331	1120693
Nov	4	70876	13110	181655	422551	5665	261431	18230	331	60423	34178	23960	1092413
Dec	4	91056	13059	187469	387624	5466	254891	17784	282	70176	31413	24899	1084125
2014 Jan	4	87709	6447	168542	405360	3932	253617	17693	276	86247	31512	17646	1079062
Feb	4	91912	8094	173268	417692	6812	282719	18261	315	90241	29481	18979	1138133
Mar	4	91623	24148	18569	418888	7283	256768	18947	219	90270	33236	22323	1150274
Apr	4	85369	14765	178814	397713	3229	219221	14657	161	80408	33942	23429	1050707

Source: Oil companies advisory committee (OCAC)

Contd.

5.2 Production of Manufacturing Items

Year/month	Manufacture/Assembly of Automobiles (Nos.) (i)							Bicycles (ii)	
	Cars	Jeeps (4x4)	Light commercial vehicles	Trucks	Buses	Motor Cycles	Tractors	No. of reporting factories	Production (Nos.)
(2005-2006=100)									
2010-11	133972	883	19142	2810	490	1638457	70855	5	345272
2011-12	154255	451	20929	2597	568	1649532	48152	5	262096
2012-13	120332	1475	14517	1923	522	1675071	50871		232979
2013 Apr	10612	299	1193	175	72	147941	4437	5	19867
May	12658	308	1277	108	38	149001	4968	5	20787
Jun	12575	248	1609	260	12	142870	5337	5	20633
Jul	9313	123	1241	166	34	140614	1928	5	11267
Aug	9273	81	1509	118	65	133566	1902	5	13045
Sep	8959	80	1485	168	75	146485	2592	5	19505
Oct	9152	92	2047	189	92	140004	3302	5	16194
Nov	8072	87	3191	206	22	141038	3816	5	21094
Dec	7982	61	1121	217	30	138820	4850	5	19224
2014 Jan	10808	123	1429	203	54	156803	1651	5	17692
Feb	10318	71	1504	237	60	143195	1275	5	19080
Mar	11480	112	1628	303	35	156607	3401	5	16436
Apr	10726	79	1349	256	26	138110	4007	5	16018

Source: (i) M/o. Industries & Production. Contd.
(ii) Provincial Bureaus of Statistics.
Bureau of Statistics, Punjab.

5.2 Production of Manufacturing Items

Year/month	Steel Products (Tonnes) (i)					
	Coke	Pig iron	Billets	H.R. sheets/ strips/plates/ coils	C.R. sheets/ strips/plates/ coils	Galvanized sheets
(2005-2006=100)						
2010-11	301701	433104	3913	358597	87946	5440
2011-12	192876	249135	1403	180087	25910	0
2012-13	203359	201489	0	14969	2383	0
2013 Apr	15080	14649	764	12698	0	0
May	21620	23061	0	13305	2097	0
Jun	18547	17517	227	15674	1510	0
Jul	13744	15448	501	1615	229	0
Aug	11109	12283	66	18548	0	0
Sep	7071	10560	0	1474	1849	0
Oct	0	5144	0	8069	0	0
Nov	0	3904	0	0	0	0
Dec	0	4027	0	3551	0	0
2014 Jan	0	4240	0	2784	0	0
Feb	0	7755	0	8159	0	0
Mar	0	4800	0	2440	898	0
Apr	0	2176	0	0	0	0

Contd.

5.2 Production of Manufacturing Items

Year/month	Cycle Tyres (i)		Cycle Tubes (i)		Motor tyres (ii)		Motor tubes (ii)		Cement (ii)	
	No. of reporting factories	Production (000 Nos.)	No. of reporting factories	Production (000 Nos.)	No. of reporting factories	Production (000 Nos.)	No. of reporting factories	Production (000 Nos.)	No. of reporting factories	Production (000 MT)
(2005-2006=100)										
2010-11	9	2879	9	6534	4	9222	4	19108	21	28716
2011-12	9	3431	9	6846	4	7011	4	20338	21	29557
2012-13		3429	9	7746	4	7864	4	20269	21	31055
									21	
2013 Apr	9	289	9	615	4	602	4	1668	21	2862
May	9	275	9	637	4	642	4	1697	21	2690
Jun	9	296	9	597	4	631	4	1699	21	2793
Jul	9	314	9	610	4	724	4	1725	21	2448
Aug	9	362	9	676	4	626	4	1690	21	2047
Sep	9	314	9	692	4	726	4	1712	21	2704
Oct	9	345	9	669	4	717	4	1717	21	2530
Nov	9	349	9	709	4	765	4	1809	21	2440
Dec	9	338	9	715	4	806	4	1729	21	2711
2014 Jan	9	340	9	668	4	741	4	1736	21	2506
Feb	9	345	9	673	4	739	4	1738	21	2446
Mar	9	338	9	675	4	748	4	1739	21	2941
Apr	9	343	9	655	4	730	4	1738	21	2845

Source:(i) Provincial Bureaus' of Statistics Contd.
(ii) M/o. Industries & Production

5.2 Production of Manufacturing Items

Year/month	No. of reporting factories	Electric Bulbs (iii) Production (000 Nos.)	No. of reporting factories	Electric Tubes (iii) Production (000 Metres)
(2005-2006=100)				
2010-11	6	79610	2	1180
2011-12	6	78981	2	1266
2012-13	6	79743	2	0
2013 Apr	6	7243	2	64
May	6	6992	2	122
Jun	6	6773	2	122
Jul	6	6700	2	122
Aug	6	6881	2	0
Sep	6	6657	2	0
Oct	6	7440	2	0
Nov	6	7495	2	0
Dec	6	6670	2	0
2014 Jan	6	5661	2	0
Feb	6	5330	2	0
Mar	6	6053	2	0
Apr	6	5777	2	0

Contd.

5.2 Production of Manufacturing Items

Year/month	Sewing Machines (ii)		Electric Motors (ii)		Electric Transformers (ii)		T.V. Sets (iii)	
	No. of reporting factories	Production (Nos.)	No. of reporting factories	Production (Nos.)	No. of reporting factories	Production (Nos.)	No. of reporting factories	Production (Nos.)

(2005-2006=100)

2010-11	7	47026	23	10469	10	13691	14	425592
2011-12	7	39603	23	9126	10	23683	14	268801
2012-13	7	32876	23	7539	10	26411	14	462938
2013 Apr	7	2595	23	601	10	2640	14	10482
May	7	2402	23	476	10	2380	14	8208
Jun	7	2566	23	459	10	2473	14	8208
Jul	7	1530	23	835	10	1843	14	33778
Aug	7	1699	23	740	10	1329	14	32638
Sep	7	540	23	912	10	529	14	32291
Oct	7	1211	23	945	10	155	14	34706
Nov	7	1718	23	841	10	717	14	35393
Dec	7	1685	23	747	10	822	14	35100
2014 Jan	7	1999	23	781	10	783	14	37597
Feb	7	1869	23	782	10	694	14	36951
Mar	7	1600	23	874	10	772	14	39931
Apr	7	707	23	877	10	1106	14	34491

Source: (i) M/o. Industries & Production
(ii) Provincial Bureaus of Statistics
(iii) Pakistan Electronic Manufacturer Association (PEMA)

6. MONEY & CREDIT

6.1 Reserve Money

Components	2008-09	2009-10	2010-11	2011-12	2012-13
A. Currency in Circulation	1152173	1295385	1501411	1673746	1,939,267
B. Cash in Tills	77006	87673	104852	110055	110,867
C. Other Deposits with SBP1/	4662	6663	10145	8899	10,523
D. Bank Deposits	273740	289566	349434	396172	475,648
Reserve Money (A+B+C+D)	1507581	1679287	1965842	2188872	2,536,305
Factor affecting Reserve Money (RM)					
A. Government Sector(1+2)	1181728	1224942	1222060	1727905	2235863
1. Budgetary Borrowings	1164647	1208651	1200660	1706008	2,212,823
2. Others	17081	16291	21400	21897	23,040
B. Non-Govt. Sector (1+2+3)	296291	306625	309342	284061	295,111
1. Claims on Scheduled Banks (a+b+c+d+e)	303198	312680	315182	288789	300,649
a. Agriculture Sector	58231	55483	53228	52131	52,278
b. Industrial Sector	37859	42107	41943	42336	41,057
c. Export Sector	177375	185541	190460	164768	177,756
d. Housing Sector	--	--	--	--	-
e. Others	29733	29549	29551	29554	29,557
2. Claims on NBFIs	16776	17628	18075	19187	18,537
3. Special a/c debt Repayment	-23683	-23683	-23915	-23915	-24,075
C. Other Items (Net)	-294762	-231152	-179695	-211666	-128,620
D. Net Domestic Assets (A+B+C)	1183257	1300415	1351707	1800300	2,402,354
E. Net Foreign Assets	324324	378872	614134	388572	133,951
F. Reserve Money (D+E)	1507581	1679287	1965841	2188872	2,536,305

Contd.

6.1 Reserve Money

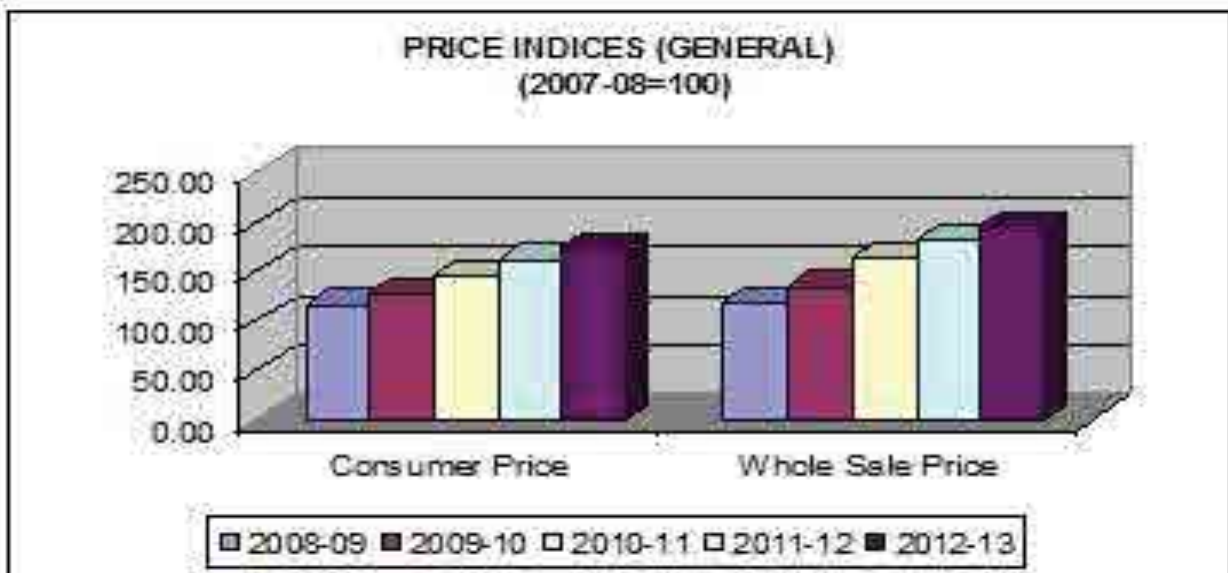
Components	2013										2014			
	Apr.	May	Jun.	Jul.	Aug	Sep	Oct.	Nov.	Dec.	Jan.	Feb.	Mar.	Apr.	
A. Currency in Circulation	1,924,735	1,961,474	1,938,222	2,021,736	2,010,648	1,984,313	2,150,646	2,134,640	2,086,655	2,137,754	2,137,141	2,116,884	2,125,530	
B. Cash in Tills	112,294	109,376	110,867	129,120	128,229	132,253	130,325	122,083	133,340	117,581	120,244	137,143	116,883	
C. Other Deposits with SBP1	10,656	10,720	10,523	10,663	10,769	10,750	11,052	11,433	10,866	10,600	10,661	10,726	12,839	
D. Bank Deposits	413,327	436,174	475,648	442,706	402,467	453,536	455,404	475,335	493,540	478,681	480,763	472,541	466,687	
Reserve Money (A+B+C+D)	2461011	2517744	2535260	2604224	2552112	2580852	2747428	2743491	2724402	2,744,617	2,748,809	2,737,295	2,721,939	
Factor Affecting Reserve Money (RM)														
A. Government Sector(1+2)	1906242	2078262	2235950	2636514	2805714	2613783	2818921	2690959	2696919	2667073	2421784	2300997	2,189,790	
1. Budgetary Borrowings	1,883,007	2,054,975	2,212,910	2,613,442	2,784,261	2,592,062	2,797,466	2,669,686	2,675,725	2,644,162	2,398,626	2,277,916	2,175,773	
2. Others	23,235	23,287	23,040	23,071	21,453	21,721	21,455	21,272	21,194	22,911	23,159	23,081	23,017	
B. Non-Govt. Sector (1+2+3)	306085	304228	442794	437420	387636	460145	472033	492666	526057	526883	516695	525673	521,265	
1. Claims on Scheduled Banks(a+b+c+d+e)	312111	309318	448331	443078	393363	465781	477474	498320	531811	532546	522285	531310	526,799	
a. Agriculture Sector	52,270	52,241	52,332	52,235	52,209	52,167	52,139	52,161	52,118	52,013	52,007	51,977	51,935	
b. Industrial Sector	42,452	42,336	41,057	39,573	38,844	38,215	38,055	39,357	39,715	40,496	41,884	44,146	43,802	
c. Export Sector	187,834	185,186	177,756	174,084	125,203	160,354	172,235	191,756	201,904	201,962	190,321	181,190	177,065	
d. Housing Sector	-	-	-	-	-	-	-	-	-	-	-	-	-	
e. Others	29,555	29,555	177,186	177,186	177,108	215,045	215,045	215,045	238,075	238,075	238,074	253,998	253,998	
2. Claims on NBFIs	18,049	18,985	18,537	18,417	18,348	18,439	18,635	18,421	18,320	18,412	18,484	18,438	18,541	
3. Special a/c debt Repayment	-24,075	-24,075	-24,075	-24,075	-24,075	-24,075	-24,075	-24,075	-24,075	-24,075	-24,075	-24,075	(24,075)	
C. Other Items (Net)	49,137	-24,699	-276,418	-522,828	-687,104	-479,930	-493,663	-326,272	-401,713	-325,965	-163,988	-163,359	(250,992)	
D. Net Domestic Assets (A+B+C)	2261465	2357791	2402326	2551106	2506246	2593998	2797292	2857353	2821262	2867992	2774492	2663312	2,469,064	
E. Net Foreign Assets	199,546	159,953	132,935	53,118	45,867	-13,145	-49,863	-113,862	-96,861	-123,375	-25,683	73,983	252,875	
F. Reserve Money (D+E)	2461011	2517744	2535260	2604224	2552112	2580852	2747428	2743491	2724402	2744617	2748809	2737295	2,721,939	

Note: 1) Excluding IMP A/c Nos. 1,2 & SAF A/c loan, co Source: State Bank of Pakistan of foreign, government, Central Bank, international organizations and deposit money banks
2) Source agency has made some changes in table Monetary Statistics and renamed as Reserve Money
3) P = Provisional

7. PRICE

7.1 Price Indices (General) with Percentage Change

Year / month	Consumer price index (all urban)		Wholesale Price Index	
	index	Annual/monthly rate of change (%)	index	Annual/monthly rate of change (%)
(2007-08 = 100)				
2008-09	117.03	--	118.93	--
2009-10	128.85	10.10	135.40	13.85
2010-11	146.45	13.66	164.17	21.25
2011-12	162.57	11.01	181.29	10.42
2012-13	174.53	7.36	194.61	7.35
2013 Mar	175.82	0.41	196.57	0.26
Apr	177.74	1.09	198.09	0.77
May	178.65	0.51	197.23	-0.43
Jun	179.94	0.72	199.21	1.00
Jul	183.58	2.02	202.49	1.65
Aug	185.71	1.16	207.85	2.65
Sep	185.18	-0.29	209.33	0.71
Oct	188.82	1.97	211.70	1.13
Nov	191.21	1.27	212.22	0.25
Dec	188.68	-1.32	210.11	-0.99
2014 Jan	189.60	0.49	211.23	0.53
Feb	189.00	-0.32	210.94	-0.14
Mar	190.82	0.96	211.66	0.34



7.2 Combined Sensitive Price Indicator (SPI) by Quantile

Year/Month	Quantile					
	Q.1	Q.2	Q.3	Q.4	Q.5	Q.6
(2007-08=100)						
2008 - 09	121.14	121.79	123.33	123.29	125.66	123.27
2009 - 10	136.80	138.05	140.26	140.03	142.54	139.84
2010 - 11	159.47	161.21	160.54	166.27	168.82	164.03
2011 - 12	170.77	174.11	173.67	181.09	185.59	178.67
2012 - 13	184.04	190.29	189.05	190.39	190.78	189.61
2013 Mar	186.98	192.97	191.50	192.74	193.02	192.01
Apr	186.44	192.67	191.35	192.76	193.28	192.02
May	186.57	192.84	191.49	192.79	192.96	191.96
Jun	191.15	197.59	196.33	197.73	197.73	196.75
Jul	195.49	201.80	200.49	201.84	201.59	200.80
Aug	198.48	204.55	203.12	204.34	203.86	203.29
Sep	198.61	204.40	202.80	203.93	203.65	203.05
Oct	200.93	206.51	207.95	209.53	208.61	207.69
Nov	207.40	212.58	215.92	217.42	215.13	214.76
Dec	202.14	207.70	211.31	213.30	212.02	210.78
2014 Jan	199.67	205.44	209.20	211.43	210.68	208.99
Feb	199.49	205.12	208.79	210.92	210.16	208.55
Mar	203.77	209.24	212.77	214.60	213.12	212.08

7.3 Combined Consumer Price Index Numbers by Commodity Groups

Year/month	General	Food & Non - Alcoholic Beverages	Alcoholic Beverages Tobacco	Clothing & Footwear	Housing water, Elec, Gas Fuels	H.hold Equip & Repair, Maintainance	Health	Transport	Communi- cation	Recreation & Culture	Education	Restau & Hotels	Miscellaneous goods & services
(2007-08=100)													
2008-09	117.03	123.50	113.64	111.74	112.01	115.97	108.03	125.15	105.59	114.27	108.15	123.53	117.65
2009-10	128.85	139.10	136.71	119.22	122.14	123.93	114.33	132.79	109.65	127.87	119.39	140.36	133.63
2010-11	146.45	164.61	151.64	133.35	135.27	135.59	123.79	149.01	122.47	134.62	128.17	164.04	152.45
2011-12	162.57	182.77	165.01	153.45	146.17	160.28	137.97	171.39	122.94	145.35	143.83	185.82	181.47
2012-13	174.53	195.05	191.02	175.58	151.34	179.87	156.56	186.43	126.16	169.07	156.69	203.63	199.49
2013 Mar	175.82	194.76	191.16	179.42	152.91	182.47	158.49	189.11	128.63	170.63	157.68	208.05	202.64
Apr	177.74	197.62	191.16	182.25	154.54	183.59	159.34	187.70	128.64	175.62	161.66	208.62	202.51
May	178.65	200.01	191.19	183.74	154.54	184.71	160.24	185.52	128.71	176.58	162.17	209.95	202.61
Jun	179.94	202.11	194.66	186.46	154.65	185.82	160.93	187.25	128.73	177.84	163.54	210.64	202.39
Jul	183.58	207.61	217.46	190.42	157.54	187.23	161.45	188.83	129.62	178.48	164.25	213.87	200.91
Aug	185.71	211.91	217.51	192.38	157.59	188.99	162.32	190.63	129.65	181.28	166.03	216.32	204.07
Sep	185.18	208.29	217.85	193.59	157.75	190.99	164.23	194.54	129.66	181.87	166.49	221.68	206.86
Oct	188.82	211.99	218.25	194.51	164.17	192.39	165.15	197.06	129.68	182.19	167.91	223.77	208.36
Nov	191.21	217.89	218.24	196.25	164.33	194.16	165.73	197.04	129.71	182.66	167.91	225.76	209.61
Dec	188.68	209.87	220.96	196.57	164.44	195.84	166.84	197.03	129.79	183.14	168.34	228.16	210.34
2014 Jan	189.60	209.65	221.80	198.27	166.94	196.75	166.85	197.19	129.79	183.35	168.48	231.12	211.23
Feb	189.00	207.34	221.77	199.16	166.96	197.91	167.50	197.33	129.82	183.42	168.48	233.32	212.47
Mar	190.82	211.97	221.82	200.29	166.99	198.85	169.93	196.22	129.85	183.72	168.53	235.52	214.42

**7.4: Consumer Price Index Numbers by Major Groups
and Selected Commodities
(2007-2008=100)**

Item and Specification	Weight	Index Numbers			% Change in Feb. 2014 over		
		Feb, 14	Jan, 14	Feb, 13	Jan,14	Feb,13	
<i>General</i>	100.0000	189.00	189.60	175.11	-	0.32	+ 7.93
<i>Food and non-alcoholic Beverages</i>	34.8343	207.34	209.64	193.70	-	1.10	+ 7.04
1 Wheat	0.3477	235.76	233.51	199.50	+	0.96	+ 18.18
2 Wheat Flour	4.1648	233.21	231.86	200.33	+	0.58	+ 16.41
3 Wheat Product	0.0959	222.86	221.40	189.40	+	0.66	+ 17.67
4 Besan	0.1500	174.67	172.90	236.32	+	1.02	- 26.09
5 Rice	1.5821	194.21	193.88	181.58	+	0.17	+ 6.96
6 Cereals	0.1563	232.00	230.58	210.83	+	0.62	+ 10.04
7 Bakery & Confectionary	1.1550	200.07	199.21	180.03	+	0.43	+ 11.13
8 Nimco	0.4574	222.25	220.99	200.35	+	0.57	+ 10.93
9 Meat	2.4303	233.63	231.91	219.73	+	0.74	+ 6.33
10 Chicken	1.3596	191.66	222.46	181.69	-	13.85	+ 5.49
11 Fish	0.2970	212.60	214.11	202.68	-	0.71	+ 4.89
12 Milk Fresh	6.6800	234.51	232.61	219.54	+	0.82	+ 6.82
13 Milk Products	0.6338	228.79	227.93	211.29	+	0.38	+ 8.28
14 Milk Powder	0.1129	206.77	203.41	185.81	+	1.65	+ 11.28
15 Eggs	0.4555	206.65	216.04	180.37	-	4.35	+ 14.57
16 Mustard Oil	0.0952	159.46	159.97	162.48	-	0.32	- 1.86
17 Cooking Oil	1.7538	162.25	161.75	161.71	+	0.31	+ 0.33
18 Vegetable Ghee	2.0714	158.45	158.24	157.51	+	0.13	+ 0.60
19 Dry Fruits	0.2543	231.00	231.25	212.97	-	0.11	+ 8.47
20 Fresh Fruits	1.8649	175.77	180.15	174.69	-	2.43	+ 0.62
21 Pulse Masoor	0.2712	174.73	171.13	146.58	+	2.10	+ 19.20
22 Pulse Moong	0.2336	262.23	256.55	221.94	+	2.21	+ 18.15
23 Pulse Mash (Washed)	0.2098	192.61	191.91	191.01	+	0.36	+ 0.84
24 Pulse Gram	0.2361	170.92	161.82	231.09	+	5.62	- 26.04
25 Gram Whole	0.1616	178.96	176.10	222.44	+	1.62	- 19.55
26 Beans	0.0269	246.35	243.84	216.00	+	1.03	+ 14.05
27 Potatoes	0.4776	194.45	201.30	143.63	-	3.40	+ 35.38
28 Onion	0.5417	201.79	225.89	174.91	-	10.67	+ 15.37
29 Tomatoes	0.4496	108.68	167.79	181.44	-	35.23	- 40.10
30 Fresh Vegetables	1.6571	191.66	198.94	156.35	-	3.66	+ 22.58
31 Sugar	1.0445	184.62	188.01	188.87	-	1.80	- 2.25
32 Gur	0.0220	240.68	243.92	220.47	-	1.33	+ 9.17
33 Honey	0.0446	276.11	274.70	256.16	+	0.51	+ 7.79
34 SweetMeat	0.2483	224.53	223.94	207.84	+	0.26	+ 8.03
35 Beverages	1.1990	188.24	188.24	169.72	+	0.00	+ 10.91
36 Jam, Tomato Ketchup & Pickles	0.2454	191.94	190.94	180.84	+	0.52	+ 6.14
37 Condiments	0.2656	232.66	228.82	214.80	+	1.68	+ 8.31
38 Spices	0.5441	218.41	216.53	241.36	+	0.87	- 9.51
39 Tea	0.8377	235.26	238.69	223.16	-	1.44	+ 5.42
<i>Alcoholic Beverages, Tobacco</i>	1.4135	221.77	221.80	191.17	-	0.01	+ 16.01
40 Cigarettes	1.3906	222.30	222.30	191.31	+	0.00	+ 16.20
41 Betel Leaves & Nuts	0.0229	189.48	191.06	182.57	-	0.83	+ 3.78
<i>Clothing and footwear</i>	7.5708	199.16	198.28	178.43	+	0.44	+ 11.62
42 Cotton Cloth	1.7286	185.04	183.92	163.61	+	0.61	+ 13.10
43 Woolen Cloth	0.8759	221.76	220.65	200.18	+	0.50	+ 10.78
44 Readymade Garments	0.9739	198.34	197.37	177.09	+	0.49	+ 12.00
45 Woolen Readymade Garments	0.3964	218.53	217.21	193.46	+	0.61	+ 12.96
46 Hosiery	0.5094	209.41	207.84	189.09	+	0.76	+ 10.75
47 Dopatta	0.4412	216.55	215.58	196.66	+	0.45	+ 10.11
48 Cleaning and Laundry	0.2110	221.48	219.82	198.61	+	0.76	+ 11.52
49 Tailoring	0.8840	239.91	239.23	211.32	+	0.28	+ 13.53
50 Footwear	1.5504	163.10	163.02	149.45	+	0.05	+ 9.13

Contd.

**7.4: Consumer Price Index Numbers by Major Groups
and Selected Commodities
(2007-2008=100)**

Item and Specification	Weight	Index Numbers			% Change in Feb. 2014			
		Feb, 14	Jan, 14	Feb, 13	Jan,14	Feb,13		
<u>Housing, water, Elec., Gas and other fue</u>	29.4149	166.96	166.93	152.79	+	0.02	+	9.27
51 House Rent	21.8149	153.82	153.82	142.46	+	0.00	+	7.97
52 Construction Input Items	0.5623	226.50	226.10	204.56	+	0.18	+	10.73
53 Construction Wage Rates	0.3331	193.28	192.79	175.62	+	0.25	+	10.06
54 Water Supply	0.4971	149.57	149.57	134.90	+	0.00	+	10.87
55 Electricity	4.3985	227.44	227.44	196.37	+	0.00	+	15.82
56 Gas	1.5756	143.81	143.81	142.58	+	0.00	+	0.86
57 Kerosene Oil	0.0057	294.98	296.77	276.25	-	0.60	+	6.78
58 Firewood Whole	0.2277	266.95	265.82	246.28	+	0.43	+	8.39
<u>Furnishing and household equipment m</u>	4.2082	197.91	196.74	181.91	+	0.59	+	8.80
59 Furniture	0.3315	189.87	188.50	171.54	+	0.73	+	10.69
60 Household Textiles	0.6489	196.78	195.40	177.68	+	0.71	+	10.75
61 Household Equipment	0.5936	166.76	166.28	158.68	+	0.29	+	5.09
62 Utensils	0.3212	199.46	198.04	179.02	+	0.72	+	11.42
63 Plastic Products	0.2547	191.61	191.12	177.32	+	0.26	+	8.06
64 Washing Soaps & Detergents	0.7893	215.60	214.27	197.96	+	0.62	+	8.91
65 Sewing Needle & Dr Cell	0.1496	176.33	175.61	152.30	+	0.41	+	15.78
66 Household Servant	1.0432	208.60	207.39	194.31	+	0.58	+	7.35
67 Marriage Hall Charges	0.0762	212.59	208.57	193.63	+	1.93	+	9.79
<u>Health</u>	2.1868	167.50	166.84	158.02	+	0.40	+	6.00
68 Drugs & Medicines	1.2667	142.28	142.28	139.74	+	0.00	+	1.82
69 Medical Equipments	0.0080	210.38	209.84	201.48	+	0.26	+	4.42
70 Doctor (MBBS) Clinic Fee	0.5904	221.33	219.23	196.28	+	0.96	+	12.76
71 Medical Tests	0.3217	166.95	166.32	158.67	+	0.38	+	5.22
<u>Transport</u>	7.2023	197.33	197.19	188.35	+	0.07	+	4.77
72 Motor Vehicles	0.6630	162.60	162.19	154.73	+	0.25	+	5.09
73 Motor Vehicle Accessories	0.2439	223.06	222.42	212.30	+	0.29	+	5.07
74 Motor Fuel	3.0269	193.53	193.91	183.71	-	0.20	+	5.35
75 Mechanical Service	0.4552	201.06	200.52	185.37	+	0.27	+	8.46
76 Motor Vehicle Tax	0.1099	153.74	153.74	153.74	+	0.00	+	0.00
77 Transport Services	2.7034	208.93	208.36	201.53	+	0.27	+	3.67
<u>Communication</u>	3.2198	129.82	129.79	128.63	+	0.02	+	0.93
78 Postal Services	0.0662	215.89	215.89	174.59	+	0.00	+	23.66
79 Communication & Apparatus	3.1536	128.01	127.98	127.66	+	0.02	+	0.27
<u>Recreation and culture</u>	2.0227	183.42	183.34	167.30	+	0.04	+	9.64
80 Recreation & Culture	0.8634	126.96	126.94	122.45	+	0.02	+	3.68
81 Text Books	0.5706	267.10	267.10	231.05	+	0.00	+	15.60
82 Newspapers	0.1934	172.95	172.95	157.59	+	0.00	+	9.75
83 Stationery	0.3953	191.07	190.71	178.01	+	0.19	+	7.34
<u>Education</u>	3.9431	168.48	168.48	155.83	+	0.00	+	8.12
84 Education	3.9431	168.48	168.48	155.83	+	0.00	+	8.12
<u>Restaurants and hotels</u>	1.2286	233.32	231.11	207.28	+	0.96	+	12.56
85 Readymade Food	1.2286	233.32	231.11	207.28	+	0.96	+	12.56
<u>Misc. goods and services</u>	2.7550	212.47	211.24	202.74	+	0.58	+	4.80
86 Personal Care	1.4935	195.35	193.97	181.67	+	0.71	+	7.53
87 Cosmetics	0.3853	178.00	176.55	149.40	+	0.82	+	19.14
88 Blades	0.0322	182.25	182.08	174.21	+	0.09	+	4.62
89 Personal Equipments	0.8440	259.66	258.77	265.47	+	0.34	-	2.19

**7.4: Consumer Price Index Numbers by Major Groups
and Selected Commodities
(2007-2008=100)**

Item and Specification	Weight	Index Numbers			% Change in Mar. 2014 over	
		Mar, 14	Feb,13	Mar, 13	Feb,14	Mar,13
<i>General</i>	<i>100.0000</i>	<i>190.82</i>	<i>189.00</i>	<i>175.82</i>	<i>+ 0.96</i>	<i>+ 8.53</i>
<i>Food and non-alcoholic Beverages</i>	<i>34.8343</i>	<i>211.97</i>	<i>207.34</i>	<i>194.76</i>	<i>+ 2.23</i>	<i>+ 8.84</i>
1 Wheat	0.3477	238.50	235.76	200.08	+ 1.16	+ 19.20
2 Wheat Flour	4.1648	235.61	233.21	199.68	+ 1.03	+ 17.99
3 Wheat Product	0.0959	224.47	222.86	189.66	+ 0.72	+ 18.35
4 Besan	0.1500	172.71	174.67	225.29	- 1.12	- 23.34
5 Rice	1.5821	194.31	194.21	182.08	+ 0.05	+ 6.72
6 Cereals	0.1563	233.06	232.00	212.48	+ 0.46	+ 9.69
7 Bakery & Confectionary	1.1550	201.00	200.07	180.71	+ 0.46	+ 11.23
8 Nimco	0.4574	224.39	222.25	201.85	+ 0.96	+ 11.17
9 Meat	2.4303	235.42	233.63	220.01	+ 0.77	+ 7.00
10 Chicken	1.3596	203.37	191.66	159.82	+ 6.11	+ 27.25
11 Fish	0.2970	218.54	212.60	199.17	+ 2.79	+ 9.73
12 Milk Fresh	6.6800	234.51	234.51	220.22	+ 0.00	+ 6.49
13 Milk Products	0.6338	229.24	228.79	211.92	+ 0.20	+ 8.17
14 Milk Powder	0.1129	208.19	206.77	186.98	+ 0.69	+ 11.34
15 Eggs	0.4555	238.24	206.65	188.87	+ 15.29	+ 26.14
16 Mustard Oil	0.0952	159.32	159.46	162.55	- 0.09	- 1.99
17 Cooking Oil	1.7538	162.30	162.25	161.13	+ 0.03	+ 0.73
18 Vegetable Ghee	2.0714	160.38	158.45	157.29	+ 1.22	+ 1.96
19 Dry Fruits	0.2543	232.50	231.00	213.13	+ 0.65	+ 9.09
20 Fresh Fruits	1.8649	192.09	175.77	181.99	+ 9.28	+ 5.55
21 Pulse Masoor	0.2712	178.99	174.73	145.84	+ 2.44	+ 22.73
22 Pulse Moong	0.2336	278.78	262.23	221.64	+ 6.31	+ 25.78
23 Pulse Mash (Washed)	0.2098	195.09	192.61	190.74	+ 1.29	+ 2.28
24 Pulse Gram	0.2361	171.73	170.92	217.25	+ 0.47	- 20.95
25 Gram Whole	0.1616	178.82	178.96	212.21	- 0.08	- 15.73
26 Beans	0.0269	247.84	246.35	217.96	+ 0.60	+ 13.71
27 Potatoes	0.4914	270.62	194.45	140.07	+ 39.17	+ 93.20
28 Onion	0.5555	203.21	201.79	226.51	+ 0.70	- 10.29
29 Tomatoes	0.4634	166.63	108.68	212.43	+ 53.32	- 21.56
30 Fresh Vegetables	1.6157	192.85	191.66	158.27	+ 0.62	+ 21.85
31 Sugar	1.0445	192.40	184.62	188.76	+ 4.21	+ 1.93
32 Gur	0.0220	242.61	240.68	218.79	+ 0.80	+ 10.89
33 Honey	0.0446	277.48	276.11	256.26	+ 0.50	+ 8.28
34 SweetMeat	0.2483	224.66	224.53	208.42	+ 0.06	+ 7.79
35 Beverages	1.1990	189.90	188.24	174.11	+ 0.88	+ 9.07
36 Jam, Tomato Ketchup & Pickles	0.2454	192.31	191.94	181.88	+ 0.19	+ 5.73
37 Condiments	0.2656	235.12	232.66	215.06	+ 1.06	+ 9.33
38 Spices	0.5441	219.45	218.41	226.61	+ 0.48	- 3.16
39 Tea	0.8377	227.06	235.26	235.31	- 3.49	- 3.51
<i>Alcoholic Beverages, Tobacco</i>	<i>1.4135</i>	<i>221.82</i>	<i>221.77</i>	<i>191.16</i>	<i>+ 0.02</i>	<i>+ 16.04</i>
40 Cigarettes	1.3906	222.30	222.30	191.31	+ 0.00	+ 16.20
41 Betel Leaves & Nuts	0.0229	192.37	189.48	182.09	+ 1.53	+ 5.65
<i>Clothing and footwear</i>	<i>7.5708</i>	<i>200.29</i>	<i>199.16</i>	<i>179.42</i>	<i>+ 0.57</i>	<i>+ 11.63</i>
42 Cotton Cloth	1.7286	187.29	185.04	165.16	+ 1.22	+ 13.40
43 Woolen Cloth	0.8759	223.23	221.76	201.30	+ 0.66	+ 10.89
44 Readymade Garments	0.9739	199.09	198.34	178.55	+ 0.38	+ 11.50
45 Woolen Readymade Garments	0.3964	218.34	218.53	192.57	- 0.09	+ 13.38
46 Hosiery	0.5094	210.64	209.41	189.51	+ 0.59	+ 11.15
47 Dopatta	0.4412	218.65	216.55	197.36	+ 0.97	+ 10.79
48 Cleaning and Laundry	0.2110	222.23	221.48	200.53	+ 0.34	+ 10.82
49 Tailoring	0.8840	240.93	239.91	213.30	+ 0.43	+ 12.95
50 Footwear	1.5504	163.18	163.10	149.55	+ 0.05	+ 9.11

Contd.

**7.4: Consumer Price Index Numbers by Major Groups
and Selected Commodities
(2007-2008=100)**

Item and Specification	Weight	Index Numbers			% Change in Mar. 2014	
		Mar, 14	Feb,13	Mar, 13	Feb,14	Mar,13
<i>Housing, water, Elec., Gas and other fuels</i>	29.4149	166.99	166.96	152.91	+ 0.02	+ 9.21
51 House Rent	21.8149	153.82	153.82	142.46	+ 0.00	+ 7.97
52 Construction Input Items	0.5623	227.61	226.50	206.83	+ 0.49	+ 10.05
53 Construction Wage Rates	0.3331	193.88	193.28	176.59	+ 0.31	+ 9.79
54 Water Supply	0.4971	149.92	149.57	138.79	+ 0.23	+ 8.02
55 Electricity	4.3985	227.44	227.44	196.37	+ 0.00	+ 15.82
56 Gas	1.5756	143.81	143.81	142.58	+ 0.00	+ 0.86
57 Kerosene Oil	0.0057	295.11	294.98	277.05	+ 0.04	+ 6.52
58 Firewood Whole	0.2277	266.51	266.95	246.28	- 0.16	+ 8.21
<i>Furnishing and household equipment maintenance</i>	4.2082	198.85	197.91	182.47	+ 0.47	+ 8.98
59 Furniture	0.3315	190.75	189.87	173.02	+ 0.46	+ 10.25
60 Household Textiles	0.6489	197.21	196.78	178.21	+ 0.22	+ 10.66
61 Household Equipment	0.5936	167.61	166.76	159.14	+ 0.51	+ 5.32
62 Utensils	0.3212	200.51	199.46	179.78	+ 0.53	+ 11.53
63 Plastic Products	0.2547	192.33	191.61	177.87	+ 0.38	+ 8.13
64 Washing Soaps & Detergents	0.7893	216.51	215.60	198.55	+ 0.42	+ 9.05
65 Sewing Needle & Dr Cell	0.1496	176.49	176.33	152.41	+ 0.09	+ 15.80
66 Household Servant	1.0432	210.10	208.60	194.63	+ 0.72	+ 7.95
67 Marriage Hall Charges	0.0762	213.24	212.59	194.52	+ 0.31	+ 9.62
<i>Health</i>	2.1868	169.93	167.50	158.49	+ 1.45	+ 7.22
68 Drugs & Medicines	1.2667	144.13	142.28	140.18	+ 1.30	+ 2.82
69 Medical Equipments	0.0080	210.51	210.38	201.89	+ 0.06	+ 4.27
70 Doctor (MBBS) Clinic Fee	0.5904	226.12	221.33	196.98	+ 2.16	+ 14.79
71 Medical Tests	0.3217	167.41	166.95	158.83	+ 0.28	+ 5.40
<i>Transport</i>	7.2023	196.22	197.33	189.11	- 0.56	+ 3.76
72 Motor Vehicles	0.6630	162.83	162.60	155.51	+ 0.14	+ 4.71
73 Motor Vehicle Accessories	0.2439	223.52	223.06	212.43	+ 0.21	+ 5.22
74 Motor Fuel	3.0269	190.67	193.53	182.54	- 1.48	+ 4.45
75 Mechanical Service	0.4552	201.85	201.06	186.18	+ 0.39	+ 8.42
76 Motor Vehicle Tax	0.1099	153.74	153.74	153.74	+ 0.00	+ 0.00
77 Transport Services	2.7034	208.93	208.93	204.54	+ 0.00	+ 2.15
<i>Communication</i>	3.2198	129.85	129.82	128.63	+ 0.02	+ 0.95
78 Postal Services	0.0662	215.89	215.89	174.59	+ 0.00	+ 23.66
79 Communication & Apparatus	3.1536	128.04	128.01	127.66	+ 0.02	+ 0.30
<i>Recreation and culture</i>	2.0227	183.72	183.42	170.63	+ 0.16	+ 7.67
80 Recreation & Culture	0.8634	126.95	126.96	122.28	- 0.01	+ 3.82
81 Text Books	0.5706	267.10	267.10	238.40	+ 0.00	+ 12.04
82 Newspapers	0.1934	175.42	172.95	170.49	+ 1.43	+ 2.89
83 Stationery	0.3953	191.42	191.07	178.51	+ 0.18	+ 7.23
<i>Education</i>	3.9431	168.53	168.48	157.68	+ 0.03	+ 6.88
84 Education	3.9431	168.53	168.48	157.68	+ 0.03	+ 6.88
<i>Restaurants and hotels</i>	1.2286	235.52	233.32	208.05	+ 0.94	+ 13.20
85 Readymade Food	1.2286	235.52	233.32	208.05	+ 0.94	+ 13.20
<i>Misc. goods and services</i>	2.7550	214.42	212.47	202.64	+ 0.92	+ 5.81
86 Personal Care	1.4935	196.15	195.35	182.97	+ 0.41	+ 7.20
87 Cosmetics	0.3853	180.22	178.00	150.40	+ 1.25	+ 19.83
88 Blades	0.0322	182.56	182.25	174.26	+ 0.17	+ 4.76
89 Personal Equipments	0.8440	263.58	259.66	262.37	+ 1.51	+ 0.46

**7.5 Combined Consumer Price Index Numbers by Quintile
and Major Commodity Groups
Feb, 2014
(2007-2008=100)**

Income Quintiles	General	Food and non-alcoholic Beverages	Alcoholic Beverages, Tobacco	Clothing and footwear	Housing, water, Elec., Gas and other fuels	Furnishing and household equipment maintenance	Health	Transport	Communication	Recreation and culture	Education	Restaurants and hotels	Misc. goods and services
------------------	---------	----------------------------------	------------------------------	-----------------------	--	--	--------	-----------	---------------	------------------------	-----------	------------------------	--------------------------

All Urban Combined

Aggregate	189.00	207.34	221.77	199.16	166.96	197.91	167.50	197.33	129.82	183.42	168.48	233.32	212.47
Income Quintile 1	191.06	208.16	226.86	197.03	156.47	202.77	161.46	207.60	118.03	195.79	173.79	232.96	207.42
Income Quintile 2	192.29	208.15	226.66	197.18	166.09	200.98	163.68	205.78	118.25	193.55	172.29	233.72	206.44
Income Quintile 3	192.18	207.78	225.97	197.74	169.24	198.61	165.32	204.85	120.31	190.42	169.88	233.50	207.80
Income Quintile 4	191.63	207.44	225.29	198.63	171.09	196.54	167.61	202.66	124.67	185.72	170.34	233.28	208.61
Income Quintile 5	186.50	206.68	216.24	200.75	167.08	197.61	169.70	194.15	135.14	177.97	167.42	233.27	216.89

**7.5 Combined Consumer Price Index Numbers by Quintiles
and Major Commodity Groups
March, 2014
(2007-2008=100)**

Income Quintiles	General	Food and non-alcoholic Beverages	Alcoholic Beverages, Tobacco	Clothing and footwear	Housing, water, Elec., Gas and other fuels	Furnishing and household equipment maintenance	Health	Transport	Communication	Recreation and culture	Education	Restaurants and hotels	Misc. goods and services
------------------	---------	----------------------------------	------------------------------	-----------------------	--	--	--------	-----------	---------------	------------------------	-----------	------------------------	--------------------------

All Urban Combined

Aggregate	190.82	211.97	221.82	200.29	166.99	198.85	169.93	196.22	129.85	183.72	168.53	235.52	214.42
Income Quintile 1	193.62	212.93	226.88	198.18	156.46	203.43	163.49	207.36	118.06	196.12	173.83	235.46	208.99
Income Quintile 2	194.66	212.86	226.68	198.34	166.10	201.69	165.87	205.10	118.28	193.84	172.34	236.16	208.13
Income Quintile 3	194.39	212.47	226.00	198.89	169.26	199.36	167.62	203.86	120.34	190.70	169.93	235.84	209.59
Income Quintile 4	193.63	212.09	225.33	199.77	171.12	197.34	170.10	201.33	124.69	186.00	170.38	235.53	210.50
Income Quintile 5	187.93	211.22	216.30	201.86	167.13	198.67	172.25	193.02	135.17	178.29	167.47	235.39	218.99

**7.6 Combined Consumer Price Index Numbers by Quantile,
Major Commodity Groups for Selected Cities
February, 2014
(2007-2008=100)**

Cities	General	Food and non-alcoholic Beverages	Alcoholic Beverages, Tobacco	Clothing and footwear	Housing, water, Elec., Gas and other fuels	Furnishing and household equipment maintenance	Health	Transport	Communication	Recreation and culture	Education	Restaurants and hotels	Misc. goods and services
--------	---------	----------------------------------	------------------------------	-----------------------	--	--	--------	-----------	---------------	------------------------	-----------	------------------------	--------------------------

Income Quatile 1

Rawalpindi	192.61	207.12	230.59	200.97	166.53	210.40	190.78	228.61	103.89	207.72	208.30	234.29	209.76
Islamabad	199.88	208.94	227.82	201.01	157.60	211.13	192.67	229.66	111.29	288.46	634.59	216.56	213.80
Lahore	178.44	203.38	226.22	179.11	140.74	209.13	167.17	199.18	104.42	205.64	137.71	215.36	214.08
Gujranwala	183.40	198.46	227.76	196.04	154.08	201.98	150.53	190.11	111.41	215.76	147.06	203.34	204.71
Sialkot	178.39	196.60	232.31	161.41	152.75	171.52	135.85	202.62	115.79	265.15	157.39	189.91	191.05
Faisalabad	184.22	198.95	227.10	173.82	160.71	187.12	163.37	207.20	121.80	224.01	130.51	224.50	197.93
Multan	187.73	200.14	216.69	187.93	165.82	198.73	156.18	197.23	132.58	219.59	122.00	219.27	195.73
Sargodha	200.15	203.70	228.39	187.62	197.00	236.69	154.58	238.60	111.66	247.12	144.38	298.78	207.66
Bahawalpur	200.76	202.73	218.63	232.76	188.46	216.09	153.72	193.02	175.04	250.70	188.66	180.00	196.26
Karachi	182.15	206.94	224.95	180.75	140.53	213.53	156.52	162.92	118.48	182.26	158.97	221.70	202.81
Hyderabad	181.87	207.33	222.33	173.58	141.61	179.52	158.67	187.92	111.57	158.02	182.24	198.89	186.93
Sukkur	193.82	208.78	218.50	214.94	151.09	209.18	147.87	174.67	111.97	164.85	225.65	250.78	194.03
Larkana	200.45	205.58	241.01	199.53	188.94	206.43	256.80	185.63	125.04	176.49	145.48	262.32	238.11
Peshawar	194.71	199.24	234.71	226.27	163.77	223.83	185.09	206.18	112.69	268.19	218.84	246.56	250.18
Bannu	196.83	205.02	231.97	174.67	194.69	219.95	147.63	205.49	109.92	211.53	169.32	282.28	203.38
Quetta	189.02	206.80	229.12	169.62	164.80	178.76	153.07	217.62	124.60	169.66	230.32	231.42	196.44
Khuzdar	193.98	207.35	232.38	190.80	163.39	188.09	171.35	219.86	131.00	159.01	178.33	235.18	185.93

Income Quatile 2

Rawalpindi	193.82	207.37	231.38	200.33	170.05	208.48	192.56	236.39	106.02	239.46	215.55	234.68	209.08
Islamabad	196.03	209.65	230.49	206.93	152.34	204.70	182.17	222.86	108.04	217.13	517.24	222.25	205.68
Lahore	177.28	202.71	228.30	178.45	142.03	214.63	163.02	197.82	104.02	205.22	138.28	218.78	209.72
Gujranwala	183.10	198.56	229.49	192.39	156.78	196.31	149.66	191.22	112.28	229.97	137.21	208.41	204.48
Sialkot	177.17	195.40	232.57	165.08	154.98	168.23	140.63	198.92	121.61	288.74	155.91	199.09	174.85
Faisalabad	182.85	198.14	227.74	174.69	162.72	192.68	162.29	202.84	117.51	217.95	122.94	218.95	197.56
Multan	186.99	200.36	216.66	187.21	168.17	195.15	152.65	195.53	127.79	224.90	120.97	216.28	193.79
Sargodha	200.18	203.76	225.99	186.89	199.97	237.74	157.89	226.02	105.22	255.05	151.61	292.24	208.89
Bahawalpur	200.02	202.99	217.32	228.10	189.88	219.82	159.35	186.21	174.24	242.01	169.53	193.67	196.84
Karachi	182.43	207.08	224.08	176.76	144.16	206.12	155.46	166.24	123.70	179.45	165.06	222.39	194.05
Hyderabad	181.57	206.80	221.62	174.15	144.85	180.98	162.96	189.71	113.48	154.67	204.79	193.46	188.71
Sukkur	192.99	208.72	213.31	214.98	154.50	203.81	150.72	177.95	110.10	167.17	220.89	248.05	192.24
Larkana	202.56	207.78	240.03	201.83	191.97	201.94	265.83	189.66	131.36	174.90	147.71	263.09	232.43
Peshawar	193.96	199.88	237.25	228.39	165.91	218.20	178.09	205.71	120.08	244.58	191.52	246.13	248.01
Bannu	194.63	204.36	226.21	173.85	191.18	214.39	148.39	204.75	114.95	199.92	182.59	272.77	207.64
Quetta	188.62	206.92	225.36	169.26	168.28	179.25	153.52	212.25	119.60	172.44	204.53	230.90	195.36
Khuzdar	194.00	207.67	229.12	187.98	156.54	198.65	178.74	219.67	134.07	171.06	173.16	236.19	182.88

Contd.

**7.6 Combined Consumer Price Index Numbers by Quantile,
Major Commodity Groups for Selected Cities
February, 2014
(2007-2008=100)**

Cities	General	Food and non-alcoholic Beverages	Alcoholic Beverages, Tobacco	Clothing and footwear	Housing, water, Elec., Gas and other fuels	Furnishing and household equipment maintenance	Health	Transport	Communication	Recreation and culture	Education	Restaurants and hotels	Misc. goods and services
--------	---------	----------------------------------	------------------------------	-----------------------	--	--	--------	-----------	---------------	------------------------	-----------	------------------------	--------------------------

Income Quatile 3

Rawalpindi	192.63	205.71	227.04	203.34	164.73	205.10	201.44	223.81	110.06	225.54	213.34	235.91	213.02
Islamabad	196.31	209.56	220.57	202.22	144.97	203.02	175.75	219.42	112.85	206.51	684.33	218.08	220.82
Lahore	175.75	202.98	226.90	179.51	132.53	214.40	162.04	198.37	107.06	205.94	137.55	217.39	211.71
Gujranwala	180.98	198.09	228.23	195.83	146.69	193.58	149.17	186.89	116.83	206.66	137.89	200.73	206.27
Sialkot	176.52	195.55	221.01	166.64	147.70	174.62	140.35	194.04	128.70	265.19	150.44	196.99	176.30
Faisalabad	180.05	198.05	223.72	174.16	153.24	192.68	162.04	195.77	119.31	216.88	126.79	214.37	197.96
Multan	184.72	199.60	215.94	185.44	161.02	187.04	154.32	197.00	131.55	216.00	121.48	212.14	192.29
Sargodha	198.38	201.62	224.38	188.18	199.88	237.15	152.93	218.50	110.50	246.93	140.82	299.59	207.82
Bahawalpur	199.20	202.64	222.00	230.63	185.15	224.20	152.81	191.74	174.77	230.03	171.39	197.85	200.26
Karachi	181.33	206.48	224.90	175.74	135.35	200.33	153.64	169.11	125.00	178.35	170.04	225.54	192.68
Hyderabad	179.28	206.07	221.38	175.36	133.51	181.22	161.61	191.46	123.02	158.34	201.19	191.40	193.28
Sukkur	190.12	208.09	213.79	215.86	140.86	205.38	144.32	180.75	112.44	168.09	224.40	245.87	195.42
Larkana	201.90	209.57	233.31	199.80	189.68	199.75	252.62	192.10	132.76	173.36	144.58	260.21	239.23
Peshawar	191.28	198.80	231.09	228.81	157.88	218.80	175.97	206.86	118.45	223.45	208.00	247.85	248.45
Bannu	192.58	204.77	229.25	178.37	184.63	200.15	149.15	193.40	117.58	190.93	165.97	273.84	206.37
Quetta	186.28	205.50	219.44	169.11	163.30	178.77	152.70	205.37	118.98	168.49	217.11	226.16	193.02
Khuzdar	191.91	209.15	225.17	182.61	147.78	197.76	186.04	213.41	136.24	168.29	172.70	234.54	185.26

Income Quatile 4

Rawalpindi	193.47	204.07	224.94	206.21	172.76	207.38	204.28	221.74	111.98	205.07	197.82	239.84	218.83
Islamabad	197.93	208.53	218.67	202.36	151.85	202.23	185.41	221.63	123.06	194.44	608.67	219.32	218.19
Lahore	176.66	202.85	224.82	179.16	146.50	213.38	160.01	197.03	111.74	197.54	137.55	216.57	211.30
Gujranwala	182.22	197.62	223.52	198.00	159.24	184.94	153.98	184.65	122.28	205.23	137.33	201.82	200.28
Sialkot	178.58	195.64	222.57	167.57	162.78	169.58	140.33	193.46	136.17	237.84	149.54	193.37	172.03
Faisalabad	180.06	197.95	224.47	174.58	163.48	193.53	159.81	194.23	122.71	201.04	123.40	215.45	203.36
Multan	185.88	199.29	213.32	186.77	175.18	187.32	149.81	193.88	134.80	205.59	120.83	208.08	197.27
Sargodha	199.23	201.44	221.67	190.52	203.75	241.97	153.60	214.42	116.33	272.22	136.56	298.07	210.47
Bahawalpur	198.99	202.23	216.19	229.39	193.01	216.54	154.96	184.45	174.76	223.57	177.95	188.29	206.27
Karachi	182.37	206.58	224.75	176.79	148.92	201.62	153.42	173.24	128.56	176.42	176.60	226.76	192.58
Hyderabad	180.70	205.88	220.75	175.38	148.55	178.28	162.58	191.10	128.97	158.38	200.66	192.37	197.85
Sukkur	192.12	208.00	207.53	215.93	158.00	205.32	147.66	183.75	119.40	165.65	224.98	243.54	202.72
Larkana	204.41	213.09	218.15	199.28	197.20	198.40	264.21	187.27	140.18	171.93	148.64	261.47	243.43
Peshawar	191.64	198.62	227.05	227.52	169.10	208.09	187.85	194.78	123.94	222.03	196.51	246.19	248.08
Bannu	193.78	205.87	231.30	180.48	185.38	210.61	143.16	202.02	118.14	184.60	163.48	274.61	212.79
Quetta	186.97	203.66	216.44	172.96	171.16	175.93	151.55	207.94	121.79	165.14	227.25	225.86	193.44
Khuzdar	193.94	209.45	229.39	184.13	164.56	201.77	185.48	211.77	139.02	169.13	171.27	228.47	199.01

Contd.

**7.6 Combined Consumer Price Index Numbers by Quantile,
Major Commodity Groups for Selected Cities
February, 2014
(2007-2008=100)**

Cities	General	Food and non-alcoholic Beverages	Alcoholic Beverages, Tobacco	Clothing and footwear	Housing, water, Elec., Gas and other fuels	Furnishing and household equipment maintenance	Health	Transport	Communication	Recreation and culture	Education	Restaurants and hotels	Misc. goods and services
--------	---------	----------------------------------	------------------------------	-----------------------	--	--	--------	-----------	---------------	------------------------	-----------	------------------------	--------------------------

Income Quatile 5

Rawalpindi	193.02	206.19	211.59	206.93	173.06	201.93	195.17	210.53	124.69	191.76	205.81	235.36	246.87
Islamabad	188.82	207.63	206.72	203.71	149.41	199.50	186.90	204.71	127.70	190.14	356.89	220.38	240.05
Lahore	173.25	204.03	208.63	182.16	146.15	206.05	161.11	192.19	124.98	191.26	134.05	221.25	219.64
Gujranwala	179.39	197.97	213.32	200.35	159.42	173.87	151.12	180.84	133.76	187.16	133.95	198.12	212.69
Sialkot	176.42	196.00	209.98	171.04	161.36	169.36	145.87	194.70	137.99	218.82	145.50	190.11	180.85
Faisalabad	178.56	198.14	212.62	174.59	162.89	204.06	153.57	192.76	129.64	193.61	141.88	210.12	214.56
Multan	182.95	200.86	196.72	186.65	175.01	182.20	148.42	193.21	138.01	200.03	121.52	210.45	202.30
Sargodha	202.56	201.89	223.60	199.99	201.50	307.66	150.07	211.63	125.23	233.95	134.58	303.28	224.08
Bahawalpur	197.32	203.63	200.16	229.84	193.59	213.71	149.68	179.51	174.23	220.17	178.37	184.22	217.78
Karachi	180.03	206.07	216.86	180.80	147.03	226.58	154.47	183.56	139.61	169.21	179.09	230.15	204.62
Hyderabad	178.49	205.55	210.89	177.19	149.26	163.12	161.08	189.21	137.93	153.32	197.08	193.03	216.15
Sukkur	190.66	208.72	197.33	216.52	158.67	198.04	143.19	186.34	130.62	166.29	252.89	242.23	210.98
Larkana	202.26	212.28	210.21	199.71	198.88	193.13	276.05	182.77	143.87	163.40	174.47	259.83	240.36
Peshawar	188.87	198.81	212.25	225.29	166.97	190.63	167.14	200.25	129.50	183.70	213.20	243.90	246.40
Bannu	191.59	204.84	231.82	174.81	184.85	185.75	144.12	177.43	121.13	192.17	194.43	283.92	229.21
Quetta	186.53	203.75	199.35	173.44	173.32	163.87	146.86	202.87	129.25	164.05	228.25	230.12	201.53
Khuzdar	190.38	204.44	203.70	189.40	157.13	202.60	173.65	204.00	146.68	172.54	165.88	240.78	228.32

Aggregate

Rawalpindi	192.64	205.69	218.94	206.04	170.94	203.08	197.46	213.55	120.52	199.04	205.14	236.29	237.38
Islamabad	189.12	207.89	209.53	203.58	148.01	199.76	186.26	205.59	126.97	191.81	369.67	220.34	237.81
Lahore	174.51	203.38	219.57	180.53	143.62	208.31	161.30	194.04	118.51	196.61	135.26	219.59	215.52
Gujranwala	181.32	198.04	222.72	197.25	157.34	183.19	151.58	183.50	124.93	202.80	136.55	200.17	206.83
Sialkot	176.93	195.78	220.16	168.11	158.52	170.14	142.31	194.60	134.92	238.41	148.40	192.59	177.57
Faisalabad	180.47	198.18	222.86	174.43	161.99	198.84	159.16	194.87	124.79	206.39	133.32	215.20	204.98
Multan	184.51	200.15	210.30	186.65	171.36	185.38	150.73	193.92	135.59	206.79	121.38	211.17	198.34
Sargodha	200.09	202.23	224.16	190.97	201.13	265.11	153.45	215.74	116.99	250.72	138.98	299.55	213.38
Bahawalpur	198.77	202.95	214.28	230.11	191.18	215.91	152.90	182.82	174.44	228.97	177.62	186.35	206.66
Karachi	180.12	206.36	220.72	178.93	144.09	220.29	154.20	180.24	135.54	172.60	177.61	228.42	200.17
Hyderabad	179.84	206.10	218.76	175.65	146.22	171.11	161.60	189.97	130.33	155.91	198.57	192.81	203.93
Sukkur	191.63	208.40	208.09	215.77	154.98	203.27	146.66	183.24	120.53	166.48	234.56	245.09	201.22
Larkana	202.56	209.52	230.30	200.06	194.48	199.45	263.42	186.84	135.77	171.92	157.61	261.38	238.87
Peshawar	190.79	199.04	228.13	226.82	165.98	200.60	174.17	200.62	125.68	208.22	209.80	245.38	247.48
Bannu	193.72	205.05	229.88	177.09	187.76	202.92	146.10	191.90	117.60	192.38	176.56	277.18	216.26
Quetta	187.12	204.80	211.37	171.58	170.51	172.64	150.58	205.49	123.95	166.67	223.70	228.20	196.53
Khuzdar	193.53	207.97	226.87	187.12	161.31	196.95	179.37	214.87	136.04	167.57	172.28	234.37	194.86

**7.6 Combined Consumer Price Index Numbers by Quintile,
Major Commodity Groups for Selected Cities
March, 2014
(2007-2008=100)**

Cities	General	Food and non-alcoholic Beverages	Alcoholic Beverages, Tobacco	Clothing and footwear	Housing, water, Elec., Gas and other fuels	Furnishing and household equipment maintenance	Health	Transport	Communication	Recreation and culture	Education	Restaurants and hotels	Misc. goods and services
--------	---------	----------------------------------	------------------------------	-----------------------	--	--	--------	-----------	---------------	------------------------	-----------	------------------------	--------------------------

Income Quintile 1

Rawalpindi	195.42	213.04	230.59	201.03	166.53	211.42	191.62	228.09	103.89	207.79	208.30	234.29	212.04
Islamabad	202.66	214.97	227.82	201.04	157.60	212.07	193.49	229.62	111.29	288.58	634.59	216.56	215.21
Lahore	181.51	208.17	226.22	189.83	140.74	208.54	169.64	199.86	104.42	205.81	137.71	215.36	216.88
Gujranwala	185.53	202.76	227.76	196.04	154.08	202.91	152.19	190.70	111.41	215.68	147.06	203.34	204.72
Sialkot	180.06	200.12	232.31	161.41	152.50	172.07	137.67	201.69	115.79	269.56	157.39	189.91	190.98
Faisalabad	186.41	203.64	227.10	173.82	160.70	187.88	160.22	206.42	121.80	225.19	130.51	224.50	198.43
Multan	191.49	207.14	216.69	188.64	165.82	199.31	157.47	196.81	134.10	220.14	122.00	237.82	196.76
Sargodha	203.17	208.37	228.51	192.81	197.00	237.33	156.35	238.59	111.66	247.61	144.38	298.78	209.82
Bahawalpur	204.39	209.54	218.63	232.77	188.46	218.15	153.32	193.69	175.75	257.20	188.66	180.00	198.54
Karachi	182.95	207.77	224.95	180.98	140.53	213.94	157.91	162.65	118.48	182.34	159.11	221.70	219.00
Hyderabad	184.62	212.36	222.33	176.08	141.61	179.62	159.92	187.43	112.36	158.16	182.24	198.89	187.02
Sukkur	197.69	215.84	218.50	215.06	151.42	209.26	149.42	174.04	111.97	163.86	225.65	250.78	194.33
Larkana	204.07	212.41	241.01	198.58	188.93	207.32	257.67	184.22	125.04	176.80	145.48	259.23	241.70
Peshawar	198.58	206.02	234.71	228.15	163.86	225.52	187.43	206.07	112.69	268.50	218.84	246.56	251.58
Bannu	201.20	212.59	231.97	177.57	194.70	221.78	148.31	209.30	108.68	211.74	169.37	282.28	203.47
Quetta	191.40	211.19	229.12	170.92	164.80	178.73	155.29	217.28	124.60	169.42	230.32	231.42	195.79
Khuzdar	195.42	209.82	232.38	192.39	163.39	188.87	171.88	215.78	131.00	159.24	178.33	235.33	186.04

Income Quintile 2

Rawalpindi	196.59	213.65	231.38	200.42	170.05	210.03	193.39	235.97	106.02	239.63	215.55	234.68	211.34
Islamabad	198.56	215.47	230.49	206.96	152.34	206.09	182.53	222.09	108.04	217.24	517.24	222.25	207.87
Lahore	180.39	207.72	228.30	189.93	142.03	214.35	165.27	197.17	104.02	205.40	138.28	218.78	212.62
Gujranwala	185.29	203.15	229.49	192.39	156.77	197.06	151.45	190.53	112.28	230.06	137.21	208.41	204.50
Sialkot	178.88	199.07	232.57	165.08	154.93	169.21	141.19	197.50	121.61	292.46	155.91	199.09	175.46
Faisalabad	184.81	202.63	227.74	174.69	162.72	193.57	159.01	202.04	117.51	219.14	122.94	218.95	198.07
Multan	190.41	207.11	216.66	187.82	168.19	195.69	153.79	194.54	128.92	225.26	120.97	232.49	194.81
Sargodha	203.05	208.44	225.99	191.98	199.97	238.52	160.07	225.58	105.15	255.39	151.61	292.24	211.05
Bahawalpur	203.19	209.25	217.32	228.11	189.88	222.05	159.53	184.70	175.12	248.35	169.53	193.67	199.44
Karachi	183.51	208.75	224.08	176.93	144.16	206.49	156.72	165.75	123.70	179.57	165.33	222.39	207.15
Hyderabad	184.11	211.78	221.62	176.47	144.85	181.08	164.36	189.05	113.66	154.81	204.79	193.46	188.76
Sukkur	196.05	214.67	213.31	215.03	154.71	204.02	152.04	177.17	110.10	165.88	220.89	248.05	192.51
Larkana	205.78	214.12	240.03	200.61	191.97	202.87	266.93	188.17	131.36	175.22	147.71	259.69	236.09
Peshawar	197.23	205.93	237.25	230.25	165.96	220.19	181.43	205.00	120.08	244.87	191.52	246.13	249.68
Bannu	198.41	211.43	226.21	176.65	191.18	216.45	148.77	208.32	114.31	200.62	182.95	272.77	207.86
Quetta	190.53	210.81	225.36	170.90	168.28	179.22	156.10	210.87	119.60	172.29	204.53	230.90	194.07
Khuzdar	195.14	210.08	229.12	189.36	156.54	200.24	179.12	213.91	134.07	171.28	173.16	237.23	183.01

Contd.

**7.6 Combined Consumer Price Index Numbers by Quantile,
Major Commodity Groups for Selected Cities
March, 2014
(2007-2008=100)**

Cities	General	Food and non-alcoholic Beverages	Alcoholic Beverages, Tobacco	Clothing and footwear	Housing, water, Elec., Gas and other fuels	Furnishing and household equipment maintenance	Health	Transport	Communication	Recreation and culture	Education	Restaurants and hotels	Misc. goods and services
--------	---------	----------------------------------	------------------------------	-----------------------	--	--	--------	-----------	---------------	------------------------	-----------	------------------------	--------------------------

Income Quintile 3

Rawalpindi	195.51	212.32	227.04	203.41	164.73	206.82	202.47	222.68	110.06	225.75	213.34	235.91	215.06
Islamabad	198.83	215.15	220.57	202.23	144.97	204.87	176.39	219.03	112.85	206.69	684.33	218.08	222.96
Lahore	178.83	207.93	226.90	190.83	132.54	214.24	164.60	196.92	107.06	206.10	137.55	217.39	214.83
Gujranwala	183.19	202.72	228.23	195.83	146.65	194.14	150.58	185.72	116.83	206.75	137.89	200.73	206.05
Sialkot	178.42	199.47	221.01	166.64	147.68	175.45	141.11	192.02	128.70	270.05	150.44	196.99	176.89
Faisalabad	181.85	202.32	223.72	174.16	153.24	193.60	158.77	194.39	119.31	218.01	126.79	214.37	198.49
Multan	188.15	206.41	215.94	186.04	161.06	187.69	155.53	195.53	132.37	216.39	121.48	226.26	193.24
Sargodha	201.25	206.62	224.46	192.63	199.88	238.09	154.38	217.79	110.44	247.69	140.82	299.59	209.79
Bahawalpur	202.27	208.83	222.00	230.66	185.15	226.01	153.54	190.29	175.56	235.22	171.39	197.85	203.17
Karachi	182.68	208.81	224.90	175.90	135.37	200.73	154.91	168.40	125.00	178.50	170.27	225.54	205.17
Hyderabad	181.76	211.09	221.38	177.46	133.51	181.31	163.33	190.34	123.08	158.43	201.19	191.40	193.58
Sukkur	192.78	213.56	213.79	215.92	140.92	205.52	145.67	179.54	112.44	167.10	224.40	245.87	195.32
Larkana	204.87	215.49	233.31	198.57	189.66	200.84	253.67	190.43	132.76	173.69	144.58	256.28	243.73
Peshawar	194.37	204.96	231.09	230.59	157.90	220.81	178.92	206.33	118.45	223.84	208.00	247.85	250.35
Bannu	196.47	212.02	229.25	181.61	184.67	202.97	150.13	195.47	116.77	191.15	166.57	273.84	206.60
Quetta	187.80	208.89	219.44	170.78	163.30	178.74	154.76	203.25	118.98	168.42	217.11	226.16	191.43
Khuzdar	192.79	211.13	225.17	184.03	147.79	199.59	186.29	208.28	136.24	168.42	172.70	237.55	185.44

Income Quintile 4

Rawalpindi	196.12	210.71	224.94	206.27	172.77	209.22	205.64	220.62	111.98	205.26	197.82	239.84	220.80
Islamabad	200.19	214.29	218.67	202.39	151.86	204.31	185.98	221.09	123.06	194.56	608.67	219.32	220.05
Lahore	179.37	207.87	224.82	190.26	146.50	213.79	162.37	195.04	111.74	197.72	137.55	216.57	214.61
Gujranwala	184.58	203.06	223.52	198.00	159.19	185.48	155.40	182.95	122.28	205.32	137.33	201.82	200.11
Sialkot	180.27	199.58	222.57	167.57	162.70	170.30	141.77	191.51	136.17	242.80	149.54	193.37	172.91
Faisalabad	181.53	202.21	224.47	174.58	163.48	194.38	157.28	192.23	122.71	202.19	123.40	215.45	204.35
Multan	188.96	206.17	213.32	187.30	175.28	187.85	151.24	192.23	135.38	205.92	120.83	220.00	198.23
Sargodha	201.84	206.61	221.67	194.54	203.75	242.81	154.91	213.59	116.17	272.52	136.56	298.07	212.78
Bahawalpur	201.51	208.28	216.19	229.42	193.01	218.20	156.32	182.34	175.30	228.53	177.95	188.29	209.32
Karachi	183.63	209.08	224.75	176.97	148.92	202.02	154.65	172.15	128.56	176.63	176.75	226.76	204.85
Hyderabad	182.95	211.00	220.75	177.43	148.55	178.38	164.21	189.59	129.09	158.50	200.66	192.37	198.37
Sukkur	194.31	213.01	207.53	216.11	158.09	205.33	148.94	182.02	119.40	164.58	224.98	243.54	202.12
Larkana	206.97	218.68	218.15	198.00	197.18	199.25	265.26	185.52	140.18	172.22	148.64	257.74	247.97
Peshawar	194.22	204.55	227.05	229.54	169.10	209.96	190.14	194.02	123.94	222.29	196.51	246.19	249.80
Bannu	197.40	213.24	231.30	184.27	185.38	213.09	144.11	205.57	117.42	184.80	165.06	274.61	213.08
Quetta	188.34	207.01	216.44	174.76	171.16	175.87	153.55	205.96	121.79	165.18	227.25	225.86	191.80
Khuzdar	195.01	211.53	229.39	185.53	164.59	204.39	185.30	206.84	139.02	169.28	171.27	232.69	202.01

Contd.

**7.6 Combined Consumer Price Index Numbers by Quintile,
Major Commodity Groups for Selected Cities
March, 2014
(2007-2008=100)**

Cities	General	Food and non-alcoholic Beverages	Alcoholic Beverages, Tobacco	Clothing and footwear	Housing, water, Elec., Gas and other fuels	Furnishing and household equipment maintenance	Health	Transport	Communication	Recreation and culture	Education	Restaurants and hotels	Misc. goods and services
--------	---------	----------------------------------	------------------------------	-----------------------	--	--	--------	-----------	---------------	------------------------	-----------	------------------------	--------------------------

Income Quintile 5

Rawalpindi	194.84	212.26	211.59	206.96	173.07	203.61	196.13	209.80	124.69	192.03	205.81	235.36	248.38
Islamabad	190.04	212.77	206.72	203.74	149.42	200.93	187.75	204.26	127.70	190.57	356.89	220.38	241.33
Lahore	175.37	209.20	208.63	192.57	146.15	206.81	163.42	190.76	124.98	191.49	134.05	221.25	223.37
Gujranwala	181.52	204.38	213.32	200.35	159.18	174.19	152.70	179.55	133.76	187.13	133.95	198.12	211.90
Sialkot	177.89	200.13	209.98	171.04	161.30	169.79	147.34	192.92	137.99	224.26	145.50	190.11	181.13
Faisalabad	179.50	202.00	212.62	174.59	162.89	204.40	152.30	190.92	129.64	194.62	141.88	210.12	216.60
Multan	185.36	207.80	196.72	187.13	175.13	182.49	149.57	192.64	138.37	200.40	121.52	220.97	203.55
Sargodha	204.61	207.02	223.60	203.12	201.50	308.33	150.95	209.88	125.15	234.73	134.58	303.28	229.07
Bahawalpur	199.18	209.32	200.16	229.93	193.59	215.11	150.90	178.49	174.78	223.84	178.37	184.22	221.33
Karachi	181.04	209.35	216.86	181.08	147.04	226.94	155.56	182.32	139.61	169.45	179.44	230.15	211.97
Hyderabad	180.48	211.09	210.89	179.27	149.26	163.25	163.27	187.97	137.96	153.65	197.08	193.03	217.93
Sukkur	192.14	212.82	197.33	216.84	158.90	197.82	144.49	184.71	130.62	165.28	252.89	242.23	209.74
Larkana	204.23	217.30	210.21	198.42	198.77	195.09	277.16	181.79	143.87	163.64	174.47	256.50	244.27
Peshawar	190.61	204.57	212.25	227.54	166.97	191.82	172.24	199.68	129.50	184.10	213.20	243.90	248.15
Bannu	194.29	212.04	231.82	177.70	184.87	188.86	145.16	177.96	120.39	192.66	194.77	283.92	228.92
Quetta	187.50	206.36	199.35	175.41	173.30	163.47	149.86	201.35	129.25	164.24	228.25	230.12	200.13
Khuzdar	191.92	206.66	203.70	190.99	157.17	204.17	173.46	199.89	146.68	172.89	165.88	241.81	238.15

Aggregate

Rawalpindi	194.77	211.97	218.94	206.08	170.95	204.78	198.51	212.75	120.52	199.28	205.14	236.29	239.05
Islamabad	190.47	213.14	209.53	203.61	148.02	201.24	187.07	205.14	126.97	192.20	369.67	220.34	239.17
Lahore	176.99	208.44	219.57	191.37	143.62	208.87	163.66	192.55	118.51	196.81	135.26	219.59	218.97
Gujranwala	183.52	203.37	222.72	197.25	157.23	183.68	153.11	182.22	124.93	202.84	136.55	200.17	206.47
Sialkot	178.55	199.74	220.16	168.11	158.45	170.75	143.54	192.77	134.92	243.45	148.40	192.59	178.08
Faisalabad	181.96	202.45	222.86	174.43	161.99	199.41	156.68	193.18	124.79	207.50	133.32	215.20	206.15
Multan	187.42	207.03	210.30	187.20	171.44	185.78	151.96	193.08	136.15	207.16	121.38	223.18	199.44
Sargodha	202.68	207.21	224.19	195.22	201.13	265.88	154.88	214.62	116.89	251.29	138.98	299.55	216.36
Bahawalpur	201.38	209.13	214.28	230.16	191.18	217.54	153.67	181.65	175.06	233.77	177.62	186.35	209.68
Karachi	181.22	209.12	220.72	179.16	144.10	220.66	155.35	179.09	135.54	172.81	177.92	228.42	209.57
Hyderabad	182.09	211.29	218.76	177.79	146.22	171.22	163.38	188.75	130.43	156.12	198.57	192.81	204.92
Sukkur	194.03	213.73	208.09	215.92	155.14	203.27	148.01	181.78	120.53	165.42	234.56	245.09	200.75
Larkana	205.42	215.52	230.30	198.86	194.45	200.60	264.47	185.43	135.77	172.21	157.61	257.83	242.95
Peshawar	193.24	205.10	228.13	228.85	165.99	202.08	178.12	200.05	125.68	208.57	209.80	245.38	249.20
Bannu	197.32	212.35	229.88	180.30	187.78	205.52	146.95	194.06	116.82	192.72	177.27	277.18	216.30
Quetta	188.51	208.11	211.37	173.35	170.50	172.47	153.04	203.76	123.95	166.71	223.70	228.20	195.06
Khuzdar	194.71	210.24	226.87	188.59	161.32	198.59	179.60	209.87	136.04	167.77	172.28	236.24	197.20

**7.7 Combined Consumer Price Index Numbers by Income Groups/City
and Commodity Groups for all Centers Covered in CPI
February, 2014
(2007-2008=100)**

Cities	General	Food and non-alcoholic Beverages	Alcoholic Beverages, Tobacco	Clothing and footwear	Housing, water, Elec., Gas and other fuels	Furnishing and household equipment maintenance	Health	Transport	Communication	Recreation and culture	Education	Restaurants and hotels	Misc. goods and services		
Rawalpindi	01	192.64	205.69	218.94	206.04	170.94	203.08	197.46	213.55	120.52	199.04	205.14	236.29	237.38	01
Islamabad	02	189.12	207.89	209.53	203.58	148.01	199.76	186.26	205.59	126.97	191.81	369.67	220.34	237.81	02
Attock	03	186.61	205.33	215.16	194.01	149.38	197.97	158.58	200.85	118.63	179.54	193.89	233.37	259.18	03
Jhelum	04	187.54	200.88	224.03	209.80	157.72	200.82	152.95	213.14	125.61	204.87	269.81	213.40	196.50	04
Lahore	05	174.51	203.38	219.57	180.53	143.62	208.31	161.30	194.04	118.51	196.61	135.26	219.59	215.52	05
Sahiwal	06	206.07	213.83	220.69	237.79	190.78	207.18	163.49	199.98	136.05	206.77	251.02	273.17	223.71	06
Gujranwala	07	181.32	198.04	222.72	197.25	157.34	183.19	151.58	183.50	124.93	202.80	136.55	200.17	206.83	07
Wazirabad	08	188.51	203.36	228.99	194.67	171.18	189.93	143.95	193.06	128.18	210.80	136.75	196.21	202.71	08
Sialkot	09	176.93	195.78	220.16	168.11	158.52	170.14	142.31	194.60	134.92	238.41	148.40	192.59	177.57	09
Faisalabad	10	180.47	198.18	222.86	174.43	161.99	198.84	159.16	194.87	124.79	206.39	133.32	215.20	204.98	10
Jhang	11	202.15	203.16	221.98	251.28	193.66	194.56	224.62	202.24	133.83	212.42	142.88	225.28	198.00	11
Multan	12	184.51	200.15	210.30	186.65	171.36	185.38	150.73	193.92	135.59	206.79	121.38	211.17	198.34	12
Muzaffargarh	13	192.63	210.33	212.19	207.22	164.25	190.66	160.64	191.11	139.70	215.89	147.11	255.97	192.00	13
D. G. Khan	14	197.58	215.86	219.64	193.06	197.10	187.59	148.19	188.22	122.18	189.32	102.06	177.44	171.05	14
Vehari	15	184.20	199.99	221.30	172.81	167.61	190.65	124.97	191.49	131.70	203.82	143.60	210.19	199.63	15
Sargodha	16	200.09	202.23	224.16	190.97	201.13	265.11	153.45	215.74	116.99	250.72	138.98	299.55	213.38	16
Mianwali	17	209.34	219.81	228.76	186.47	221.59	201.26	156.21	199.95	108.19	251.12	129.03	223.31	235.34	17
Bahawalpur	18	198.77	202.95	214.28	230.11	191.18	215.91	152.90	182.82	174.44	228.97	177.62	186.35	206.66	18
Bahawalnagar	19	201.25	206.88	218.84	228.71	189.14	236.70	149.69	198.44	124.47	220.28	194.31	313.80	218.28	19
R. Y. Khan	20	195.87	213.67	221.33	237.26	165.60	206.35	144.01	188.44	125.99	208.79	191.27	272.47	213.10	20
Karachi	21	180.12	206.36	220.72	178.93	144.09	220.29	154.20	180.24	135.54	172.60	177.61	228.42	200.17	21
Hyderabad	22	179.84	206.10	218.76	175.65	146.22	171.11	161.60	189.97	130.33	155.91	198.57	192.81	203.93	22
Nawabshah	23	213.42	223.20	217.04	230.09	178.10	214.69	220.77	195.28	135.40	158.32	322.01	277.75	350.67	23
Mirpukhas	24	193.28	210.47	226.84	174.70	173.24	179.51	160.80	199.69	114.67	153.90	231.11	282.58	216.15	24
Mithi	25	205.86	208.77	228.76	181.55	220.28	176.74	152.05	199.11	112.59	131.81	292.47	288.05	250.37	25
Sukkur	26	191.63	208.40	208.09	215.77	154.98	203.27	146.66	183.24	120.53	166.48	234.56	245.09	201.22	26
Larkana	27	202.56	209.52	230.30	200.06	194.48	199.45	263.42	186.84	135.77	171.92	157.61	261.38	238.87	27
Dadu	28	196.55	216.19	224.06	206.28	165.89	203.48	144.34	196.82	119.98	160.83	247.10	257.04	197.64	28
Peshawar	29	190.79	199.04	228.13	226.82	165.98	200.60	174.17	200.62	125.68	208.22	209.80	245.38	247.48	29
Mardan	30	216.05	208.45	230.25	250.31	218.56	213.98	167.99	220.90	124.00	242.52	282.43	247.72	257.70	30
Abbottabad	31	191.49	204.42	217.48	210.03	163.32	244.12	141.46	207.12	148.08	211.89	172.57	202.75	217.36	31
Bannu	32	193.72	205.05	229.88	177.09	187.76	202.92	146.10	191.90	117.60	192.38	176.56	277.18	216.26	32
D. I. Khan	33	199.66	216.37	230.98	187.39	194.49	182.54	154.54	194.53	112.29	160.87	187.97	258.55	209.82	33
Mingora	34	209.51	212.28	227.49	249.37	174.41	225.00	188.86	218.37	130.08	209.16	203.90	297.48	341.02	34
Quetta	35	187.12	204.80	211.37	171.58	170.51	172.64	150.58	205.49	123.95	166.67	223.70	228.20	196.53	35
Turbat	36	196.88	203.46	228.47	185.80	199.23	207.25	147.17	194.31	118.60	143.01	143.25	211.00	198.56	36
Gawadar	37	193.32	211.38	215.21	196.55	166.86	207.77	152.27	190.91	108.46	118.03	167.22	249.04	194.51	37
Loralai	38	205.41	217.88	225.89	197.96	197.61	173.03	191.88	200.87	114.25	183.71	187.33	285.97	231.31	38
Khuzdar	39	193.53	207.97	226.87	187.12	161.31	196.95	179.37	214.87	136.04	167.57	172.28	234.37	194.86	39
D. M. Jamali	40	198.54	220.91	226.07	183.75	171.36	185.36	159.79	200.52	122.49	140.69	161.21	270.91	197.57	40

**7.7 Combined Consumer Price Index Numbers by Income Groups/City
and Commodity Groups for all Centers Covered in CPI
March, 2014
(2007-2008=100)**

Cities	General	Food and non-alcoholic Beverages	Alcoholic Beverages, Tobacco	Clothing and footwear	Housing, water, Elec., Gas and other fuels	Furnishing and household equipment maintenance	Health	Transport	Communication	Recreation and culture	Education	Restaurants and hotels	Misc. goods and services		
Rawalpindi	01	194.77	211.97	218.94	206.08	170.95	204.78	198.51	212.75	120.52	199.28	205.14	236.29	239.05	01
Islamabad	02	190.47	213.14	209.53	203.61	148.02	201.24	187.07	205.14	126.97	192.20	369.67	220.34	239.17	02
Attock	03	189.09	211.29	215.16	194.01	149.38	198.37	159.52	201.90	118.63	179.85	193.89	240.72	259.18	03
Jhelum	04	190.05	207.12	224.03	210.47	157.76	201.73	153.61	211.76	125.61	205.17	269.81	213.40	196.58	04
Lahore	05	176.99	208.44	219.57	191.37	143.62	208.87	163.66	192.55	118.51	196.81	135.26	219.59	218.97	05
Sahiwal	06	207.95	217.77	220.69	242.16	190.83	208.81	164.08	198.19	135.83	208.06	251.02	273.17	224.19	06
Gujranwala	07	183.52	203.37	222.72	197.25	157.23	183.68	153.11	182.22	124.93	202.84	136.55	200.17	206.47	07
Wazirabad	08	191.36	209.50	228.99	195.04	171.18	191.39	145.25	191.48	128.18	210.93	136.75	196.21	203.28	08
Sialkot	09	178.55	199.74	220.16	168.11	158.45	170.75	143.54	192.77	134.92	243.45	148.40	192.59	178.08	09
Faisalabad	10	181.96	202.45	222.86	174.43	161.99	199.41	156.68	193.18	124.79	207.50	133.32	215.20	206.15	10
Jhang	11	205.25	209.50	221.98	254.62	193.66	194.80	224.61	199.28	133.63	212.59	142.88	233.22	199.44	11
Multan	12	187.42	207.03	210.30	187.20	171.44	185.78	151.96	193.08	136.15	207.16	121.38	223.18	199.44	12
Muzaffargarh	13	196.08	217.27	212.19	208.61	164.34	191.52	162.14	189.98	140.48	216.20	147.11	255.97	195.55	13
D. G. Khan	14	200.30	221.36	219.64	192.83	197.15	188.89	149.40	186.17	122.18	189.71	102.06	221.34	172.09	14
Vehari	15	186.04	203.55	221.30	172.70	167.62	192.27	124.63	193.28	131.70	204.42	143.60	210.19	203.72	15
Sargodha	16	202.68	207.21	224.19	195.22	201.13	265.88	154.88	214.62	116.89	251.29	138.98	299.55	216.36	16
Mianwali	17	210.42	223.14	228.76	187.17	219.09	201.89	156.72	198.89	108.19	251.47	129.03	217.91	235.25	17
Bahawalpur	18	201.38	209.13	214.28	230.16	191.18	217.54	153.67	181.65	175.06	233.77	177.62	186.35	209.68	18
Bahawalnagar	19	203.66	211.59	218.84	230.79	189.62	237.84	151.77	200.86	124.47	220.45	194.31	313.80	217.08	19
R. Y. Khan	20	198.91	220.07	221.33	241.60	165.65	207.62	145.25	186.92	125.99	209.31	191.27	272.47	212.67	20
Karachi	21	181.22	209.12	220.72	179.16	144.10	220.66	155.35	179.09	135.54	172.81	177.92	228.42	209.57	21
Hyderabad	22	182.09	211.29	218.76	177.79	146.22	171.22	163.38	188.75	130.43	156.12	198.57	192.81	204.92	22
Nawabshah	23	215.96	226.57	217.04	230.96	178.58	214.79	221.82	193.84	135.40	158.47	322.01	277.75	378.53	23
Mirpukhas	24	195.36	214.70	226.84	174.70	173.24	178.93	161.63	198.22	114.67	154.03	231.11	282.58	221.88	24
Mithi	25	207.29	211.82	228.76	181.55	220.28	176.57	153.31	197.66	112.59	131.88	292.47	288.05	251.86	25
Sukkur	26	194.03	213.73	208.09	215.92	155.14	203.27	148.01	181.78	120.53	165.42	234.56	245.09	200.75	26
Larkana	27	205.42	215.52	230.30	198.86	194.45	200.60	264.47	185.43	135.77	172.21	157.61	257.83	242.95	27
Dadu	28	199.34	222.35	224.06	206.28	165.90	202.97	147.62	195.48	119.98	160.99	247.10	255.06	198.19	28
Peshawar	29	193.24	205.10	228.13	228.85	165.99	202.08	178.12	200.05	125.68	208.57	209.80	245.38	249.20	29
Mardan	30	218.62	213.61	230.31	250.66	218.55	215.12	169.40	220.85	124.00	242.73	282.43	247.72	258.64	30
Abbottabad	31	192.96	205.88	217.48	210.53	163.32	249.94	147.16	208.45	148.38	209.86	172.57	274.09	216.75	31
Bannu	32	197.32	212.35	229.88	180.30	187.78	205.52	146.95	194.06	116.82	192.72	177.27	277.18	216.30	32
D. I. Khan	33	202.66	222.84	230.98	187.45	194.58	183.16	155.24	195.12	112.29	161.04	187.97	258.55	213.23	33
Mingora	34	212.58	217.36	227.49	253.59	174.45	222.94	189.97	217.70	130.34	209.40	203.90	297.25	351.60	34
Quetta	35	188.51	208.11	211.37	173.35	170.50	172.47	153.04	203.76	123.95	166.71	223.70	228.20	195.06	35
Turbat	36	197.74	205.21	228.47	185.27	199.23	206.90	157.49	192.73	118.42	143.21	143.25	211.00	196.64	36
Gawadar	37	193.43	212.31	215.21	196.55	166.86	207.79	161.28	189.52	108.46	118.29	167.22	211.66	190.41	37
Loralai	38	207.69	222.78	225.89	197.76	197.60	172.79	193.15	199.43	114.25	183.80	187.33	285.97	230.70	38
Khuzdar	39	194.71	210.24	226.87	188.59	161.32	198.59	179.60	209.87	136.04	167.77	172.28	236.24	197.20	39
D. M. Jamali	40	201.59	226.63	226.07	186.45	171.37	185.36	161.15	199.03	122.49	140.89	161.21	270.91	198.02	40

7.8 Index Numbers of Wholesale Prices by Commodity Groups

Year / month	General	Agriculture Forestry & Fishery Product	Ores & Minerals electricity gas & water	Food product Beverages & tobacco Textile Apparel & Leather Product	Other transportable Goods	Metal product Machinery & Equipment
(2007-08=100)						
2008-09	118.93	119.10	125.31	114.57	125.21	109.07
2009-10	135.40	142.02	139.76	135.02	135.41	111.10
2010-11	164.17	183.20	159.13	166.49	155.77	128.10
2011-12	181.29	185.04	182.74	176.07	194.64	152.55
2012-13	194.61	198.23	211.17	188.39	203.93	159.29
2013 Mar	196.57	199.84	214.54	190.65	206.04	158.87
Apr	198.09	205.04	213.96	191.67	205.35	159.93
May	197.23	204.69	213.53	191.52	201.98	160.87
Jun	199.21	209.16	214.86	192.87	202.56	162.20
Jul	202.49	214.77	215.17	195.21	206.44	164.46
Aug	207.85	218.23	239.51	197.43	209.59	166.14
Sep	209.33	218.32	240.04	199.08	213.44	166.39
Oct	211.70	220.96	243.64	200.96	216.28	166.77
Nov	212.22	220.76	243.77	201.99	216.87	168.01
Dec	210.11	212.36	243.89	200.91	218.3	168.65
2014 Jan	211.23	216.41	243.69	201.47	217.85	168.90
Feb	210.94	214.62	243.36	201.73	218.22	169.45
Mar	211.66	217.63	243.45	201.93	217.63	169.53

7.9 Index Numbers of Wholesale Prices by Commodities

AGRICULTURE FORESTRY & FISHERY											
Year/month	Wheat	Maize	Rice	Sorghum/ Jowar	Millet/ Bajra	Vegetables	Fresh Fruits	Dry Fruits	Cotton Seeds	Other oil Seeds	Edible Roots Potatoes
(2007-08=100)											
2008-09	148.02	121.06	125.90	130.36	117.99	132.22	98.47	117.17	121.12	126.68	128.86
2009-10	157.54	115.02	111.40	158.39	107.75	151.74	106.02	137.88	144.08	122.94	162.12
2010-11	159.53	150.61	123.39	195.10	127.61	173.43	129.19	161.97	171.48	141.73	201.45
2011-12	163.44	159.77	149.45	191.12	153.77	211.52	175.48	181.96	189.55	166.98	175.20
2012-13	188.52	174.74	165.42	211.29	177.02	216.66	216.05	181.47	168.92	177.67	162.82
2013 Mar	207.41	182.35	167.72	223.15	175.35	170.90	205.38	184.10	166.12	172.68	125.42
Apr	197.38	184.91	171.91	223.78	174.63	240.68	209.37	188.91	170.47	168.04	120.83
May	191.19	188.15	172.17	243.92	183.84	264.84	211.71	192.74	167.16	171.25	135.38
Jun	198.50	189.41	174.41	259.71	191.77	241.43	227.05	194.73	164.31	170.04	149.12
Jul	206.16	193.96	177.08	270.15	193.87	273.46	253.15	192.88	165.17	169.50	188.79
Aug	215.13	194.89	177.57	265.69	190.24	297.02	245.49	191.77	165.07	173.57	217.93
Sep	221.91	193.51	178.15	266.44	187.35	314.40	220.14	188.16	165.07	175.36	231.30
Oct	222.41	182.03	174.66	263.80	185.50	333.60	221.48	192.11	168.29	175.89	308.49
Dec	244.00	175.94	176.55	248.44	175.79	220.02	183.06	201.08	168.48	182.45	296.10
2014 Jan	243.48	176.18	177.05	276.14	174.47	215.08	187.74	203.14	188.10	184.14	217.35
Feb	246.93	178.62	177.64	277.39	171.25	183.62	195.94	205.28	191.11	183.54	227.80
Mar	250.86	180.57	178.17	289.35	174.91	195.18	213.00	207.33	197.27	183.71	288.60

Contd.

7.9 Index Numbers of Wholesale Prices by Commodities

Year/month	AGRICULTURE FORESTRY & FISHERY											
	Stimulant & spice crops	Pulses	Sugar crops	Fibre crops	Unmanufactured tobacco	Poultry	Milk from bovine animals	Eggs	Raw animal material / wool	Hides&fur skins wool	Fuel wood in logs	Fishes fresh or chilled
(2007-08=100)												
2008-09	127.51	126.16	124.01	113.08	131.49	124.72	119.35	122.66	101.22	106.47	118.08	116.05
2009-10	159.91	144.32	208.66	162.63	142.50	156.00	135.32	153.07	88.65	99.97	129.86	137.63
2010-11	212.69	169.24	287.34	280.76	156.10	163.53	157.40	148.79	113.86	106.92	151.43	136.35
2011-12	187.89	212.28	273.92	195.07	167.72	186.89	190.29	180.67	134.34	131.07	190.47	144.71
2012-13	184.68	204.81	267.92	193.56	171.49	178.40	213.81	191.02	138.84	139.08	215.48	191.11
2013 Mar	188.95	193.65	267.92	215.82	175.15	153.47	212.51	195.37	137.58	140.54	220.21	197.25
Apr	193.64	190.02	267.92	219.37	175.97	167.35	212.51	163.42	139.39	141.22	228.51	209.12
May	197.49	186.89	267.92	205.61	176.41	176.50	215.36	153.52	146.46	140.56	228.51	215.28
Jun	212.17	186.44	267.92	207.94	176.22	224.76	218.54	153.34	150.66	141.49	228.51	240.87
Jul	231.75	184.78	267.92	210.28	176.34	215.62	220.27	167.37	151.73	140.52	230.69	247.49
Aug	241.41	180.97	267.92	214.52	176.34	237.40	221.65	180.14	153.23	140.87	231.13	250.91
Sep	254.77	176.48	267.92	219.53	181.07	177.47	222.52	205.51	153.55	145.03	234.96	249.62
Oct	261.90	175.64	267.92	225.78	181.07	173.31	223.35	203.29	153.55	144.43	232.88	248.24
Nov	275.65	178.53	267.92	212.61	181.11	159.59	223.35	230.34	153.55	145.71	236.04	249.22
Dec	289.64	186.65	267.92	210.20	187.30	185.85	224.04	245.62	153.55	147.61	238.23	249.61
2014 Jan	329.72	187.07	267.92	226.32	188.70	238.28	224.04	218.04	156.85	147.80	239.54	243.95
Feb	343.03	189.21	267.92	224.80	189.53	193.61	224.56	207.17	158.40	146.68	241.73	244.62
Mar	355.25	191.54	267.92	217.76	190.00	210.42	226.49	246.39	157.45	147.11	242.82	244.62

Contd.

7.9 Index Numbers of Wholesale Prices by Commodities

Year/Month	ORES/MINERALS, GAS & ELECT.				FOOD, BEVERAGES, TOBACCO TEXTILE, APP. LEATHER TEXTILE					
	Coal not Agglomerated	Natural Gas liquified	Salt pure sodium chloride	Electrical Energy	Meat of Animals	Vegetables & fruit Juices	Dried Fruits & Nuts	Fruits & Juices	Vegetable Oil Refined	Vegetable Ghee

(2007-08=100)

2008-09	108.56	135.66	105.67	116.98	115.53	117.44	124.24	108.67	108.22	97.19
2009-10	109.77	148.27	116.89	135.22	139.74	132.75	152.66	120.39	109.33	94.75
2010-11	120.42	157.03	125.80	166.98	174.86	148.78	170.78	133.20	127.91	118.21
2011-12	149.74	193.29	155.69	176.51	214.40	175.93	197.32	155.58	153.33	141.37
2012-13	209.81	197.43	175.78	226.10	228.80	186.93	219.33	158.67	157.94	141.75
2013 Mar	223.53	202.57	187.29	226.10	230.45	189.33	222.50	158.79	159.62	140.73
Apr	223.53	201.27	195.37	226.10	231.85	189.33	222.72	159.33	159.96	140.80
May	223.53	200.30	203.88	226.10	232.03	189.97	221.30	162.75	159.34	141.08
Jun	223.53	203.09	203.88	226.10	232.03	190.57	222.76	163.81	159.65	141.61
Jul	223.53	203.74	204.73	226.10	232.94	190.74	222.76	164.49	160.21	141.00
Aug	223.53	203.57	205.80	279.61	233.93	191.31	223.20	165.05	160.13	140.30
Sep	223.53	204.58	217.04	279.61	233.93	192.05	223.21	165.08	161.04	140.69
Oct	223.53	204.63	217.04	287.44	239.95	192.05	223.95	165.10	160.07	140.53
Nov	223.53	204.91	217.04	287.44	239.95	192.59	224.54	165.29	160.83	141.61
Dec	223.53	205.11	220.90	287.44	239.95	193.79	223.51	166.02	161.60	142.45
2014 Jan	223.53	204.61	228.23	287.44	239.95	193.91	222.32	166.02	161.86	142.28
Feb	223.53	203.90	231.42	287.44	240.41	193.91	218.89	166.02	161.68	140.94
Mar	223.53	204.10	231.42	287.44	240.41	191.62	218.74	166.09	164.69	144.11

Contd.

7.9 Index Numbers of Wholesale Prices by Commodities

FOOD, BEVERAGES, TOBACCO TEXTILE, APP. LEATHER TEXTILE													
Year / month	Oil cakes	Processed Liquid Milk	Milk & cream in solid form	Ice cream	Dairy Product N.E.C	Wheat Flour	Other cereal Flour	Sugar Refined	Choco late	Sugar Confectionary	Coffee & Tea	SPICES	Other Food Product
(2007-08=100)													
2008-09	120.90	119.28	106.52	121.35	121.18	131.06	113.87	142.39	100.95	103.44	129.05	126.76	141.35
2009-10	133.50	131.72	143.69	133.53	126.71	146.16	102.24	209.80	98.94	101.73	151.22	116.98	186.48
2010-11	150.73	154.76	190.61	139.71	141.43	146.53	135.02	251.13	99.77	101.52	165.31	162.42	244.90
2011-12	149.51	182.39	170.43	155.81	184.52	151.98	163.80	229.24	100.35	100.56	192.23	267.98	301.28
2012-13	166.19	207.70	171.54	172.43	207.02	172.24	194.72	201.93	99.19	101.34	203.24	279.84	319.16
2013 Mar	164.73	208.43	171.22	173.49	210.68	182.24	183.27	196.65	99.19	102.28	212.31	266.67	319.06
Apr	164.12	208.43	171.40	173.49	211.73	178.37	173.25	201.52	99.19	102.28	217.19	251.26	316.35
May	169.06	208.43	171.72	176.81	212.62	179.64	170.46	204.62	99.19	102.28	219.00	238.45	314.63
Jun	171.55	208.15	177.58	191.15	213.25	186.66	163.97	208.83	99.19	102.28	223.78	227.90	314.63
Jul	175.62	205.54	178.39	204.00	216.21	190.04	150.06	212.01	99.19	102.28	229.54	197.26	316.68
Aug	174.89	205.54	179.40	209.53	212.59	195.91	144.64	211.85	99.19	102.28	230.71	195.67	316.68
Sep	176.21	205.54	179.40	209.53	216.63	202.67	138.44	212.34	99.19	102.28	230.54	195.85	316.68
Oct	181.08	205.54	188.09	209.79	217.26	205.40	134.55	218.48	99.19	102.28	230.00	191.28	308.23
Nov	181.80	205.54	190.96	209.79	217.26	209.15	132.04	229.71	99.19	102.28	229.47	194.28	308.23
Dec	183.79	210.94	193.72	209.79	217.26	214.45	136.20	202.31	99.19	102.28	226.18	194.39	308.23
2014 Jan	191.76	210.94	202.00	209.79	217.62	214.41	133.04	196.44	99.19	102.28	214.63	190.97	308.48
Feb	193.86	210.94	207.03	209.79	218.81	214.84	141.77	192.80	99.19	102.28	213.04	191.33	308.48
Mar	198.60	215.66	207.17	209.79	223.27	217.42	138.58	201.11	99.19	102.28	208.86	191.41	308.40

Contd.

7.9 Index number of wholesale prices by commodities

Year/month	FOOD, BEVERAGES, TOBACCO TEXTILE, APP. LEATHER TEXTILE									
	Mineral Water	Beverages	Tobacco Product	Cotton Yarn	Nylon Yarn	Blended Yarn	Woven Fabrics	Cotton Fabrics	Other Fabrics	Silk & Reyon Fabrics

(2007-08=100)

2008-09	105.66	107.76	109.22	106.00	113.83	115.43	111.81	110.34	108.35	109.92
2009-10	114.20	111.17	131.16	150.86	131.65	157.00	121.53	120.46	115.78	116.19
2010-11	127.10	120.80	168.69	182.87	174.17	195.31	129.39	137.84	126.16	125.75
2011-12	163.62	133.28	175.62	196.06	190.80	194.74	163.54	167.42	154.74	139.06
2012-13	168.78	137.45	208.80	208.38	181.46	193.63	196.76	175.90	166.96	152.04
2013 Mar	168.32	137.86	208.80	215.58	185.28	199.23	208.98	174.17	165.62	154.21
Apr	170.88	137.86	208.80	216.90	187.63	199.68	208.98	178.26	169.83	156.87
May	171.58	139.24	208.80	209.33	189.60	198.67	208.98	182.84	172.31	157.86
Jun	175.01	139.28	208.80	209.76	189.67	198.67	208.98	182.84	172.31	158.62
Jul	177.53	139.35	242.41	210.89	188.58	197.47	208.98	183.43	175.06	159.34
Aug	180.22	139.63	242.41	217.78	187.63	198.41	217.16	187.43	175.74	160.08
Sep	180.22	139.63	242.41	222.40	182.19	200.64	217.16	187.43	175.74	160.08
Oct	181.84	148.83	242.41	223.38	183.61	202.06	218.12	187.77	178.98	160.48
Nov	181.84	150.11	242.41	221.66	181.73	201.89	224.64	187.77	179.06	161.09
Dec	181.84	152.77	242.41	215.52	181.73	201.89	226.82	187.77	179.06	161.09
2014 Jan	181.84	152.12	242.41	217.06	180.95	201.89	226.82	187.77	179.06	161.09
Feb	181.84	152.12	242.41	218.02	179.07	201.29	226.82	187.77	179.06	161.09
Mar	183.04	155.31	242.41	207.32	177.75	199.15	226.82	189.65	179.75	161.09

Contd.

7.9 Index numbers of wholesale prices by commodities

Year / month	FOOD, BEVERAGES, TOBACCO TEXTILE, APP. LEATHER TEXTILE										
	Towels	Blankets	Bedsheet	Quilt	Woolen Carpets	Synthetic Carpets	Hosiery Product	Ready made Garments	Leather without Hairs	Other Leather N.E.C	Foot wears
(2007-08=100)											
2008-09	114.25	109.64	110.24	108.71	103.57	118.93	111.07	105.45	103.63	105.40	101.48
2009-10	124.68	112.40	123.12	108.77	103.57	134.23	111.76	109.52	104.89	107.27	101.48
2010-11	141.55	123.47	132.06	128.15	104.56	143.26	126.73	114.24	107.07	112.02	101.48
2011-12	181.78	150.59	165.52	144.49	105.11	147.81	155.38	125.21	109.08	120.09	110.49
2012-13	202.34	179.22	201.81	150.78	106.55	116.43	176.65	137.23	111.60	130.47	134.42
2013 Mar	203.06	185.21	208.11	153.32	106.55	114.41	181.47	138.19	109.83	122.57	139.49
Apr	210.01	185.21	212.73	153.32	106.55	114.41	185.14	142.83	109.83	122.57	139.49
May	210.01	185.21	212.73	153.32	106.55	114.41	185.14	145.39	115.62	160.40	139.49
Jun	213.19	185.21	213.18	154.00	106.55	114.41	185.30	147.20	125.27	179.51	139.49
Jul	213.19	185.21	213.18	156.32	106.55	114.41	185.30	150.00	132.51	203.07	139.49
Aug	216.98	185.21	215.79	156.32	106.55	114.41	185.30	152.13	136.23	238.82	139.49
Sep	218.47	185.21	217.78	156.32	106.55	114.41	185.30	152.13	140.50	263.79	139.49
Oct	231.87	189.62	223.74	160.74	106.55	114.41	185.37	153.12	140.50	263.79	139.49
Nov	233.85	196.10	227.19	160.74	109.52	115.69	187.81	153.12	144.55	276.28	139.49
Dec	234.25	204.97	236.05	169.53	113.69	116.10	187.81	153.12	149.13	297.73	134.22
2014 Jan	234.25	219.66	236.05	172.42	113.69	116.10	195.18	153.12	161.61	341.85	134.22
Feb	234.25	219.66	236.05	172.42	113.69	116.10	195.18	153.12	167.71	370.13	134.22
Mar	234.25	219.66	236.05	172.42	113.69	116.10	195.50	153.12	209.40	339.91	134.22

Contd.

7.9 Index numbers of wholesale prices by commodities

Year/month	OTHER TRANSPORTABLE GOODS												
	Timber	Printing Paper	Hard Board	Coke	Motor Sprit	Diesel Oil	Kerosine Oil	Furnace Oil	Mobile Oil	Chemicals	Dying Materials	Fertilizers	Pesticides
(2007-08=100)													
2008-09	114.01	109.81	104.17	140.52	113.68	141.70	149.14	99.03	131.69	120.43	101.74	147.58	115.31
2009-10	118.75	110.69	97.22	116.57	119.93	167.91	167.68	130.09	138.19	107.72	102.23	143.70	124.59
2010-11	127.27	106.84	110.16	139.84	126.84	194.78	196.30	154.78	150.55	123.06	106.61	174.65	135.09
2011-12	139.00	127.83	150.70	159.41	155.00	240.05	241.84	200.78	173.18	144.52	105.67	258.65	164.20
2012-13	149.51	158.66	193.63	163.45	168.70	257.74	260.42	177.08	183.78	154.14	105.42	261.38	195.99
2013 Mar	152.79	166.52	187.50	163.45	172.73	261.36	264.94	178.20	187.12	156.83	107.23	261.17	197.49
Apr	152.98	168.66	187.50	163.45	172.82	257.92	262.00	174.79	187.49	160.14	107.23	261.31	197.49
May	153.36	169.17	187.50	163.45	164.86	249.51	251.08	169.52	186.04	159.30	107.23	260.13	199.65
Jun	154.65	164.54	200.00	163.45	169.03	248.72	250.79	169.52	186.56	160.39	107.23	261.32	203.99
Jul	157.52	164.45	200.00	163.45	171.92	254.92	256.74	171.62	191.04	163.56	107.23	268.23	208.72
Aug	160.48	164.45	200.00	163.45	176.54	264.12	270.07	172.70	191.04	164.53	107.23	269.62	212.36
Sep	161.45	164.84	208.33	163.45	184.38	270.32	282.64	179.02	192.70	165.49	104.26	269.45	213.45
Oct	163.35	167.02	214.58	163.45	191.35	279.68	288.36	182.48	193.09	165.70	104.26	264.71	222.93
Nov	166.37	167.02	214.58	163.45	190.50	279.46	288.01	184.52	193.09	169.65	106.46	263.88	224.99
Dec	173.24	169.75	229.17	163.45	190.50	279.46	288.01	184.93	193.09	172.77	107.55	266.56	225.48
2014 Jan	174.55	169.75	229.17	163.45	190.50	279.46	288.01	183.45	193.09	171.72	107.55	264.18	225.48
Feb	174.55	169.75	229.17	163.45	190.50	279.46	288.01	182.18	193.09	171.72	107.55	267.25	225.62
Mar	174.55	176.01	229.17	163.45	185.89	279.46	288.01	177.75	194.41	175.87	107.55	264.50	237.58

Contd.

7.9 Index Numbers of Wholesale Prices by Commodities

Year / month	OTHER TRANSPORTABLE GOODS												
	Insecticides	Paints & Varnishes	Medicines	Soaps & Detergent	Auto Tyers	Plastic Products	Glass Sheets	Other Glass Articles	Ceramics & Sanitary	Bricks Blocks & Tiles	Cement	Bed Foams	Matches
(2007-08=100)													
2008-09	102.89	128.54	102.98	111.35	130.98	114.32	126.45	120.57	115.50	120.63	129.08	106.47	122.07
2009-10	112.11	135.74	108.01	117.69	136.43	123.66	146.16	156.19	126.75	129.58	117.30	105.04	108.52
2010-11	125.88	151.75	115.64	130.52	147.14	135.05	152.83	175.04	129.49	140.85	140.80	113.46	111.73
2011-12	125.90	187.97	117.18	151.04	171.17	179.77	168.41	206.10	136.90	165.89	162.19	126.38	118.84
2012-13	120.85	237.85	138.59	167.01	180.56	193.02	192.56	199.82	158.32	176.20	185.77	141.29	132.57
2013 Mar	122.97	236.93	139.93	168.46	181.47	192.40	192.74	198.72	161.77	177.53	188.35	142.83	133.50
Apr	123.20	241.08	139.66	170.95	181.43	196.56	201.02	199.53	161.77	180.18	188.24	142.83	142.72
May	123.02	241.85	139.19	174.25	181.43	196.65	201.02	206.09	161.77	184.29	189.16	144.33	142.72
Jun	123.90	244.12	138.71	176.21	184.54	197.98	201.02	206.09	161.77	185.87	189.49	144.33	142.72
Jul	124.43	247.56	138.83	176.55	185.57	198.15	203.49	206.09	164.06	184.78	194.83	144.33	143.20
Aug	124.43	247.56	138.85	177.56	185.57	199.06	203.49	206.09	165.08	186.85	194.84	144.33	143.20
Sep	129.93	247.70	138.77	178.79	185.57	199.06	204.55	206.09	166.88	188.17	201.55	145.33	143.20
Oct	131.09	249.49	138.77	178.79	185.57	199.24	205.47	206.09	170.85	192.69	200.39	147.67	143.20
Nov	131.04	249.49	138.77	178.85	185.73	200.86	206.90	213.87	171.02	194.89	200.84	149.33	143.20
Dec	133.78	265.56	138.77	181.19	185.73	201.76	207.75	214.09	171.05	196.76	204.86	149.67	143.20
2014 Jan	133.78	267.31	139.69	181.22	185.73	202.31	207.75	214.09	192.64	197.12	205.56	149.67	143.20
Feb	136.69	268.31	139.69	181.22	185.73	202.33	207.75	214.09	192.64	195.96	207.30	149.67	143.20
Mar	136.47	268.31	140.31	181.82	185.73	202.33	207.75	214.09	194.56	195.96	207.69	149.67	143.20

Contd.

7.9 Index Numbers of Wholesale Prices by Commodities

Year/month	METAL PRODUCT MACHINERY & EQUIP									
	Pig Iron	Steel Bars & Sheets	Pipe Fittings	Steel Products	Engine & Motors	Vacuum Pumps	Air Conditioners	Cultivators	Chuff Cutter	Tractors
(2007-08=100)										
2008-09	132.88	109.99	120.55	112.62	104.28	110.43	119.02	142.61	119.00	127.17
2009-10	129.91	102.51	124.35	117.63	105.29	111.45	143.04	145.95	121.31	137.08
2010-11	128.97	116.14	129.52	125.59	106.23	112.44	147.52	172.18	127.89	152.78
2011-12	128.97	133.06	140.66	152.22	109.07	115.39	165.34	184.47	131.97	177.34
2012-13	128.97	134.92	143.38	162.79	109.07	115.39	174.17	187.71	140.67	161.96
2013 Mar	128.97	132.16	141.71	161.94	109.07	115.39	172.67	189.23	144.94	161.96
Apr	128.97	133.52	148.98	166.25	109.07	115.39	176.43	189.23	144.94	161.96
May	128.97	133.53	148.98	166.25	109.07	115.39	179.78	189.23	144.94	161.96
Jun	128.97	135.04	148.98	167.61	109.07	115.39	179.78	189.23	144.94	161.96
Jul	128.97	138.21	149.13	167.61	109.07	115.39	179.78	189.23	144.94	161.96
Aug	128.97	140.51	149.13	167.61	109.07	115.39	179.78	189.23	144.94	161.96
Sep	128.97	141.14	150.29	168.46	109.07	115.39	179.78	191.51	144.94	161.96
Oct	128.97	141.14	160.63	168.46	109.07	115.39	181.12	200.36	144.94	169.82
Nov	128.97	140.55	166.34	170.08	109.07	115.39	181.12	226.90	144.94	193.29
Dec	128.97	140.33	168.00	170.12	109.07	115.39	181.12	226.90	144.94	193.29
2014 Jan	128.97	140.23	168.33	170.19	109.07	115.39	181.12	226.90	144.94	193.29
Feb	128.97	139.12	168.33	170.19	109.07	115.39	181.12	226.90	144.94	193.29
Mar	128.97	138.60	168.33	170.24	109.07	115.39	181.12	226.90	149.20	193.29

Contd.

7.9 Index Numbers of Wholesale Prices by Commodities

METAL PRODUCT MACHINERY & EQUIP									
Year / month	Lathe Machine	Concrete Mixer	Refrige Wash & Sew mach Iron	Electrical Wires	Lighting Equipments	Radio & Television	Motor Vehicles	Motor Cycles	Bicycles
(2007-08=100)									
2008-09	132.94	125.34	110.27	123.88	105.32	116.58	122.65	109.26	106.47
2009-10	140.74	132.73	119.22	131.12	108.05	119.91	130.55	113.20	108.90
2010-11	142.43	135.46	138.87	142.63	115.71	122.93	142.13	116.77	134.71
2011-12	147.58	138.83	162.92	160.69	141.05	130.71	155.07	122.52	166.65
2012-13	147.68	138.83	167.54	160.01	147.57	127.52	170.90	125.06	177.20
2013 Mar	147.68	138.83	167.15	159.57	148.26	126.49	173.75	125.07	177.09
Apr	147.68	138.83	171.52	159.57	148.26	126.49	173.75	125.07	177.09
May	147.68	138.83	174.07	160.12	147.94	126.49	173.75	124.56	178.81
Jun	147.68	138.83	177.00	160.12	151.78	126.49	173.75	124.56	178.81
Jul	147.68	138.83	179.92	167.53	159.47	126.49	173.99	124.80	178.81
Aug	147.68	138.83	179.92	168.13	162.27	126.49	173.99	124.80	180.99
Sep	148.86	138.83	180.51	168.13	162.27	126.49	174.21	124.80	180.99
Oct	155.90	138.83	181.62	168.13	162.52	126.49	174.21	124.80	180.99
Nov	174.96	138.83	186.98	169.09	163.43	126.49	181.77	125.41	180.99
Dec	208.81	138.83	191.24	169.55	162.71	126.49	181.93	125.41	180.99
2014 Jan	208.81	138.83	192.24	178.73	162.86	126.49	182.16	125.58	180.99
Feb	208.81	138.83	192.33	178.73	162.86	126.49	182.16	125.69	182.84
Mar	208.81	138.83	192.37	178.73	163.27	126.49	184.47	126.15	182.84

7.10 Intercity Wholesale Prices of Selected Commodities

Group/Commodity/Item Specification	Unit	City	Prices (Rs.)			% Change in Feb.-14 Over	
			Feb, 2014	Jan, 2014	Feb, 2013	Jan, 14	Feb, 13
1. Agriculture Forestry & Fishery							
001 Wheat							
0111201. WHEAT AVG. QLTY.	100 KG.	LAH	4062.50	3987.50	3087.50	1.88	31.58
		FAS	3875.00	3875.00	3375.00	0.00	14.81
		RAW	4025.00	3950.00	3375.00	1.90	19.26
		MUL	3800.00	3700.00	3100.00	2.70	22.58
		GUJ	3775.00	3775.00	3125.00	0.00	20.80
		SAH	3562.50	3562.50	3125.00	0.00	14.00
		SAR	3687.50	3687.50	3175.00	0.00	16.14
		SKT	4012.50	4012.50	3437.00	0.00	16.74
		BPR	3845.00	3718.75	3225.00	3.39	19.22
		GJT	4061.00	3850.00	3125.00	5.48	29.95
		KSR	4000.00	3950.00	3062.50	1.27	30.61
		KAR	3900.00	3750.00	3500.00	4.00	11.43
		HYD	3800.00	3750.00	3350.00	1.33	13.43
		SKR	4000.00	3908.33	3500.00	2.35	14.29
		LRK	3500.00	3500.00	3400.00	0.00	2.94
		MPK	3600.00	3600.00	3250.00	0.00	10.77
		NWB	4100.00	4100.00	3000.00	0.00	36.67
		PSH	4000.00	3900.00	3300.00	2.56	21.21
		BNU	3975.00	3975.00	3350.00	0.00	18.66
002 Maize							
0112201. MAIZE AVG. QLTY.	40 KG.	LAH	1150.00	1150.00	1025.00	0.00	12.20
		FAS	1000.00	900.00	1150.00	11.11	-13.04
		RAW	1175.00	1175.00	1075.00	0.00	9.30
		SAR	1050.00	1000.00	1150.00	5.00	-8.70
		KSR	1150.00	1150.00	1025.00	0.00	12.20
		KAR	970.00	970.00	970.00	0.00	0.00
		HYD	1100.00	1100.00	1100.00	0.00	0.00
		PSH	960.00	960.00	1080.00	0.00	-11.11
		BNU	1160.00	1160.00	1200.00	0.00	-3.33
		QTA	1290.00	1290.00	1210.00	0.00	6.61
003 Rice							
0113201. RICE BASMATI SUP. QLTY.	40 KG.	LAH	4800.00	4800.00	4300.00	0.00	11.63
		FAS	4250.00	4250.00	3900.00	0.00	8.97
		RAW	5150.00	5050.00	4325.00	1.98	19.08
		MUL	4600.00	4600.00	4200.00	0.00	9.52
		GUJ	4750.00	4750.00	3750.00	0.00	26.67
		SKT	4800.00	4800.00	4250.00	0.00	12.94
		KAR	4900.00	4900.00	3940.00	0.00	24.37
		HYD	4650.00	4650.00	4400.00	0.00	5.68
		MPK	5000.00	5000.00	4800.00	0.00	4.17
		PSH	4900.00	4900.00	4400.00	0.00	11.36
		MNG	4400.00	4400.00	4050.00	0.00	8.64
		QTA	4700.00	4600.00	4200.00	2.17	11.90
0113202. RICE BASMATI BROKEN AVG. QLTY.	40 KG.	LAH	2760.00	2760.00	2650.00	0.00	4.15
		RAW	3275.00	3275.00	2825.00	0.00	15.93
		GUJ	2400.00	2350.00	2050.00	2.13	17.07
		SAH	2700.00	2700.00	2400.00	0.00	12.50
		SKT	2420.00	2420.00	2400.00	0.00	0.83
		BPR	2100.00	2100.00	2000.00	0.00	5.00
		GJT	2505.00	2505.00	2505.00	0.00	0.00

Contd.

7.10 Intercity Wholesale Prices of Selected Commodities

Group/Commodity/Item Specification	Unit	City	Prices (Rs.)			% Change in Feb.-14 Over	
			Feb, 2014	Jan, 2014	Feb, 2013	Jan, 14	Feb, 13
		KSR	2725.00	2725.00	2700.00	0.00	0.93
		KAR	2630.00	2630.00	2360.00	0.00	11.44
		HYD	2325.00	2325.00	2300.00	0.00	1.09
		SKR	2300.00	2200.00	2650.00	4.55	-13.21
		LRK	3200.00	3200.00	2800.00	0.00	14.29
		MPK	2000.00	2000.00	1700.00	0.00	17.65
		PSH	2600.00	2600.00	2400.00	0.00	8.33
		BNU	2100.00	2100.00	1850.00	0.00	13.51
		QTA	2800.00	2800.00	2600.00	0.00	7.69
0113203. RICE IRRI-9 PUNJAB	40 KG.	LAH	2325.00	2325.00	2150.00	0.00	8.14
		FAS	2750.00	2750.00	2475.00	0.00	11.11
		RAW	2425.00	2425.00	2125.00	0.00	14.12
		SAR	1650.00	1650.00	1500.00	0.00	10.00
		SKT	1210.00	1210.00	1210.00	0.00	0.00
		QTA	1460.00	1460.00	1310.00	0.00	11.45
0113204. RICE IRRI-6 SINDH	40 KG.	KAR	1780.00	1780.00	1700.00	0.00	4.71
		HYD	1650.00	1650.00	1625.00	0.00	1.54
		SKR	1500.00	1440.00	1400.00	4.17	7.14
		LRK	1260.00	1260.00	1520.00	0.00	-17.11
		NWB	1600.00	1600.00	1300.00	0.00	23.08
		PSH	1600.00	1600.00	1600.00	0.00	0.00
		QTA	1420.00	1420.00	1310.00	0.00	8.40
004 Sorghum / Jowar							
0114201. JOWAR AVG. QLTY.	40 KG.	LAH	1800.00	1800.00	1200.00	0.00	50.00
		FAS	1350.00	1350.00	1050.00	0.00	28.57
		SAR	1900.00	1900.00	1600.00	0.00	18.75
		GJT	2200.00	2150.00	1375.00	2.33	60.00
		KAR	990.00	990.00	865.00	0.00	14.45
		HYD	1400.00	1400.00	1100.00	0.00	27.27
		PSH	1380.00	1380.00	1130.00	0.00	22.12
005 Millet / Bajra							
0118201. BAJRA AVG. QLTY.	40 KG.	LAH	1125.00	1175.00	1150.00	-4.26	-2.17
		FAS	1020.00	1020.00	1050.00	0.00	-2.86
		SAR	1150.00	1125.00	1075.00	2.22	6.98
		GJT	975.00	1125.00	1020.00	-13.33	-4.41
		KAR	1170.00	1170.00	1100.00	0.00	6.36
		HYD	1100.00	1100.00	1100.00	0.00	0.00
		PSH	1180.00	1150.00	1180.00	2.61	0.00
006 Vegetables							
0121201. CABBAGE AVG. QLTY.	100 KG.	LAH	1775.00	1975.00	1550.00	-10.13	14.52
		FAS	1100.00	1100.00	900.00	0.00	22.22
		RAW	2350.00	2350.00	1625.00	0.00	44.62
		MUL	1700.00	1900.00	1200.00	-10.53	41.67
		SAR	1350.00	1350.00	2012.50	0.00	-32.92
		SKT	2700.00	3500.00	2050.00	-22.86	31.71
		KAR	1020.00	1900.00	1650.00	-46.32	-38.18
		SKR	2400.00	2400.00	1000.00	0.00	140.00
		PSH	1550.00	1650.00	1750.00	-6.06	-11.43
0121301. CAULIFLOWER AVG. QLTY.	100 KG.	LAH	1250.00	1250.00	1300.00	0.00	-3.85
		FAS	900.00	900.00	850.00	0.00	5.88
		MUL	1300.00	750.00	900.00	73.33	44.44
		SKT	2000.00	2000.00	2000.00	0.00	0.00

Contd.

7.10 Intercity Wholesale Prices of Selected Commodities

Group/Commodity/Item Specification	Unit	City	Prices (Rs.)			% Change in Feb.-14 Over	
			Feb, 2014	Jan, 2014	Feb, 2013	Jan, 14	Feb, 13
		KAR	1625.00	2050.00	2425.00	-20.73	-32.99
		SKR	1200.00	1800.00	2000.00	-33.33	-40.00
		MPK	1200.00	1400.00	1900.00	-14.29	-36.84
		PSH	1000.00	1350.00	1650.00	-25.93	-39.39
		QTA	3600.00	4000.00	3000.00	-10.00	20.00
0122201. CUCUMBER (KHEERA) AVG. QLTY.	100 KG.	LAH	4450.00	5700.00	3450.00	-21.93	28.99
		FAS	2100.00	5250.00	2250.00	-60.00	-6.67
		RAW	3950.00	6550.00	3250.00	-39.69	21.54
		MUL	4300.00	8500.00	3500.00	-49.41	22.86
		GUJ	3000.00	6550.00	6100.00	-54.20	-50.82
		SAR	4000.00	5000.00	4030.00	-20.00	-0.74
		SKT	4500.00	11000.00	4000.00	-59.09	12.50
		KAR	2830.00	5050.00	2100.00	-43.96	34.76
		HYD	5550.00	6900.00	3500.00	-19.57	58.57
		SKR	2400.00	3269.23	2400.00	-26.59	0.00
		PSH	2000.00	8000.00	3900.00	-75.00	-48.72
		BNU	4000.00	5250.00	1000.00	-23.81	300.00
		QTA	5000.00	9000.00	4500.00	-44.44	11.11
0122401. TOMATOES AVG. QLTY.	40 KG.	LAH	1070.00	1575.00	1425.00	-32.06	-24.91
		FAS	900.00	1800.00	1400.00	-50.00	-35.71
		RAW	812.50	1975.00	1587.50	-58.86	-48.82
		MUL	775.00	1300.00	1900.00	-40.38	-59.21
		GUJ	1325.00	1475.00	1625.00	-10.17	-18.46
		SAH	1600.00	1600.00	2000.00	0.00	-20.00
		SAR	1150.00	1450.00	1340.00	-20.69	-14.18
		SKT	1500.00	2300.00	2000.00	-34.78	-25.00
		BPR	900.00	1560.00	2200.00	-42.31	-59.09
		GJT	1350.00	1900.00	1550.00	-28.95	-12.90
		KAR	370.00	840.00	1425.00	-55.95	-74.04
		HYD	825.00	825.00	2050.00	0.00	-59.76
		SKR	565.72	4500.00	1764.50	-87.43	-67.94
		LRK	800.00	2000.00	2000.00	-60.00	-60.00
		MPK	250.00	720.00	1280.00	-65.28	-80.47
		PSH	950.00	1600.00	1450.00	-40.63	-34.48
		BNU	850.00	1140.00	1800.00	-25.44	-52.78
		MNG	1025.00	1675.00	1000.00	-38.81	2.50
		QTA	800.00	1800.00	1350.00	-55.56	-40.74
0123201. PEAS (MATAR) AVG. QLTY.	100 KG.	LAH	4250.00	4700.00	2150.00	-9.57	97.67
		FAS	3250.00	2750.00	1750.00	18.18	85.71
		RAW	4450.00	4100.00	2150.00	8.54	106.98
		GUJ	4250.00	4550.00	2050.00	-6.59	107.32
		SKT	7500.00	5500.00	2000.00	36.36	275.00
		KAR	3900.00	5650.00	2420.00	-30.97	61.16
		SKR	5000.00	3200.00	1900.00	56.25	163.16
		MPK	4200.00	3800.00	2500.00	10.53	68.00
		PSH	5250.00	5500.00	3250.00	-4.55	61.54
		BNU	4750.00	4250.00	3000.00	11.76	58.33
		QTA	9000.00	5000.00	4500.00	80.00	100.00
0124101. TURNIP AVG. QLTY.	100 KG.	LAH	1075.00	1075.00	725.00	0.00	48.28
		FAS	700.00	1100.00	500.00	-36.36	40.00
		RAW	1225.00	1225.00	1075.00	0.00	13.95
		MUL	900.00	900.00	800.00	0.00	12.50

Contd.

7.10 Intercity Wholesale Prices of Selected Commodities

Group/Commodity/Item Specification	Unit	City	Prices (Rs.)			% Change in Feb.-14 Over	
			Feb, 2014	Jan, 2014	Feb, 2013	Jan, 14	Feb, 13
		SKT	1800.00	1200.00	1050.00	50.00	71.43
		KAR	825.00	1025.00	850.00	-19.51	-2.94
		SKR	600.00	2000.00	600.00	-70.00	0.00
		PSH	950.00	1500.00	900.00	-36.67	5.56
		MNG	1700.00	1800.00	1050.00	-5.56	61.90
		QTA	2000.00	1950.00	2000.00	2.56	0.00
0124102. CARROT AVG. QLTY.	100 KG.	LAH	1075.00	1075.00	825.00	0.00	30.30
		FAS	900.00	1050.00	900.00	-14.29	0.00
		RAW	1550.00	1625.00	1425.00	-4.62	8.77
		MUL	900.00	900.00	900.00	0.00	0.00
		GUJ	1450.00	1450.00	1450.00	0.00	0.00
		SAR	1250.00	1100.00	985.00	13.64	26.90
		SKT	2000.00	2000.00	1000.00	0.00	100.00
		KAR	710.00	850.00	1100.00	-16.47	-35.45
		SKR	1700.00	1100.00	800.00	54.55	112.50
		MPK	900.00	900.00	800.00	0.00	12.50
		PSH	1400.00	1500.00	1550.00	-6.67	-9.68
		MNG	1850.00	2000.00	1550.00	-7.50	19.35
		QTA	2200.00	2600.00	2300.00	-15.38	-4.35
0124201. GARLIC	40 KG.	LAH	4832.50	5200.00	3700.00	-7.07	30.61
		FAS	3650.00	3550.00	2600.00	2.82	40.38
		RAW	3950.00	3950.00	4625.00	0.00	-14.59
		SAR	3700.00	3900.00	4185.00	-5.13	-11.59
		SKT	4600.00	4200.00	4550.00	9.52	1.10
		GJT	3500.00	3500.00	3000.00	0.00	16.67
		KAR	3800.00	3600.00	2300.00	5.56	65.22
		HYD	3450.00	3450.00	4200.00	0.00	-17.86
		SKR	3500.00	3600.00	4300.00	-2.78	-18.60
		PSH	4050.00	4700.00	2750.00	-13.83	47.27
		MNG	4100.00	4000.00	4200.00	2.50	-2.38
		QTA	6400.00	5600.00	3490.00	14.29	83.38
0124301. ONIONS DRY AVG. QLTY.	40 KG.	LAH	940.00	1275.00	962.50	-26.27	-2.34
		FAS	900.00	1100.00	900.00	-18.18	0.00
		RAW	1475.00	1525.00	912.50	-3.28	61.64
		MUL	950.00	950.00	900.00	0.00	5.56
		GUJ	1150.00	1150.00	1050.00	0.00	9.52
		SAH	1000.00	1000.00	900.00	0.00	11.11
		SAR	1100.00	1150.00	1170.00	-4.35	-5.98
		SKT	1450.00	1700.00	1200.00	-14.71	20.83
		BPR	980.00	1160.00	980.00	-15.52	0.00
		GJT	1100.00	1125.00	1125.00	-2.22	-2.22
		KSR	1175.00	1290.00	925.00	-8.91	27.03
		KAR	900.00	900.00	1100.00	0.00	-18.18
		HYD	780.00	725.00	600.00	7.59	30.00
		SKR	880.30	860.00	775.56	2.36	13.51
		LRK	1200.00	1400.00	800.00	-14.29	50.00
		MPK	920.00	800.00	650.00	15.00	41.54
		NWB	800.00	1000.00	800.00	-20.00	0.00
		PSH	950.00	1450.00	1050.00	-34.48	-9.52
		BNU	1150.00	1475.00	850.00	-22.03	35.29
		MNG	1500.00	1670.00	1000.00	-10.18	50.00
		QTA	1200.00	900.00	750.00	33.33	60.00

Contd.

7.10 Intercity Wholesale Prices of Selected Commodities

Group/Commodity/Item Specification	Unit	City	Prices (Rs.)			% Change in Feb.-14 Over	
			Feb, 2014	Jan, 2014	Feb, 2013	Jan, 14	Feb, 13
0124901. RADDISH AVG. QLTY.	100 KG.	RAW	1250.00	1250.00	1175.00	0.00	6.38
		MUL	1100.00	1100.00	700.00	0.00	57.14
		GUJ	1250.00	1250.00	650.00	0.00	92.31
		SAR	1100.00	1100.00	1275.00	0.00	-13.73
		SKT	2000.00	1500.00	600.00	33.33	233.33
		KAR	650.00	770.00	840.00	-15.58	-22.62
		MPK	1100.00	1100.00	650.00	0.00	69.23
		PSH	750.00	1200.00	850.00	-37.50	-11.76
007 Fresh Fruits							
0131201. BANANA AVG. QLTY.	DOZ.	LAH	54.50	49.00	35.00	11.22	55.71
		FAS	42.50	42.50	45.00	0.00	-5.56
		RAW	51.00	51.00	59.00	0.00	-13.56
		MUL	42.50	42.50	47.50	0.00	-10.53
		GUJ	47.50	41.00	47.50	15.85	0.00
		SKT	65.00	37.50	50.00	73.33	30.00
		BPR	47.50	47.50	42.50	0.00	11.76
		GJT	45.00	45.00	45.00	0.00	0.00
		KAR	27.00	23.50	26.00	14.89	3.85
		HYD	32.00	32.00	33.50	0.00	-4.48
		SKR	21.25	21.25	37.50	0.00	-43.33
		MPK	18.00	15.00	15.00	20.00	20.00
		PSH	45.00	55.00	37.50	-18.18	20.00
		MNG	55.00	55.00	52.50	0.00	4.76
0131701. PAPAYA (PAPETA)	40 KG.	LAH	2250.00	2150.00	2350.00	4.65	-4.26
		KAR	1450.00	900.00	1590.00	61.11	-8.81
		HYD	1350.00	1650.00	1500.00	-18.18	-10.00
		MPK	1800.00	1800.00	1800.00	0.00	0.00
0132301. MALTA AVG. QLTY.	100	LAH	825.00	825.00	612.50	0.00	34.69
		FAS	450.00	362.50	450.00	24.14	0.00
		RAW	637.50	637.50	462.50	0.00	37.84
		SAR	475.00	340.00	540.00	39.71	-12.04
		KAR	550.00	325.00	800.00	69.23	-31.25
		HYD	825.00	825.00	900.00	0.00	-8.33
		PSH	800.00	900.00	625.00	-11.11	28.00
		QTA	650.00	700.00	450.00	-7.14	44.44
0132302. KINO AVG. QLTY.	100	LAH	775.00	775.00	525.00	0.00	47.62
		FAS	362.50	312.50	425.00	16.00	-14.71
		RAW	562.50	562.50	412.50	0.00	36.36
		SAR	230.00	210.00	545.00	9.52	-57.80
		KAR	370.00	290.00	600.00	27.59	-38.33
		HYD	332.50	332.50	500.00	0.00	-33.50
		PSH	475.00	425.00	450.00	11.76	5.56
		QTA	650.00	700.00	350.00	-7.14	85.71
0134401. STRAWBURY	40 KG.	LAH	2775.00	2100.00	5500.00	32.14	-49.55
		RAW	8100.00	3425.00	5750.00	136.50	40.87
		KAR	8500.00	2900.00	5000.00	193.10	70.00
		SKR	3400.00	3200.00	5555.55	6.25	-38.80
0135101. APPLE AVG. QLTY.	40 KG.	LAH	2666.67	2650.00	2900.00	0.63	-8.05
		RAW	1975.00	1975.00	1775.00	0.00	11.27
		MUL	2500.00	2500.00	3100.00	0.00	-19.35
		KAR	1500.00	1160.00	1450.00	29.31	3.45
		HYD	1700.00	1700.00	1800.00	0.00	-5.56

Contd.

7.10 Intercity Wholesale Prices of Selected Commodities

Group/Commodity/Item Specification	Unit	City	Prices (Rs.)			% Change in Feb.-14 Over	
			Feb, 2014	Jan, 2014	Feb, 2013	Jan, 14	Feb, 13
		SKR	2625.00	1714.29	1200.00	53.12	118.75
		PSH	2100.00	2450.00	2800.00	-14.29	-25.00
		MNG	2950.00	2900.00	2600.00	1.72	13.46
		QTA	3400.00	3000.00	3200.00	13.33	6.25
0135102. APPLE SUP. QLTY.	40 KG.	LAH	4300.00	4300.00	6600.00	0.00	-34.85
		RAW	5125.00	5125.00	4175.00	0.00	22.75
		GJT	5250.00	4000.00	4000.00	31.25	31.25
		KAR	2320.00	2162.50	2490.00	7.28	-6.83
		PSH	3200.00	3550.00	2950.00	-9.86	8.47
		MNG	3800.00	3800.00	3100.00	0.00	22.58
		QTA	4400.00	4000.00	4200.00	10.00	4.76
0135901. GUAVA AVG. QLTY.	40 KG.	LAH	1825.00	1825.00	1900.00	0.00	-3.95
		RAW	1875.00	1875.00	1925.00	0.00	-2.60
		MUL	1700.00	1700.00	1800.00	0.00	-5.56
		KAR	855.00	890.00	890.00	-3.93	-3.93
		HYD	1600.00	1600.00	1400.00	0.00	14.29
		PSH	1250.00	1550.00	1625.00	-19.35	-23.08
		QTA	2800.00	2800.00	2000.00	0.00	40.00
0136101. WATER MELON	40 KG.	LAH	1425.00	1425.00	625.00	0.00	128.00
		FAS	450.00	450.00	0.00	0.00	-----
		RAW	1235.00	1235.00	0.00	0.00	-----
		MUL	750.00	750.00	0.00	0.00	-----
		KSR	1150.00	1150.00	625.00	0.00	84.00
		KAR	645.00	645.00	0.00	0.00	-----
		HYD	1100.00	1100.00	0.00	0.00	-----
		SKR	625.00	625.00	0.00	0.00	-----
		PSH	750.00	750.00	0.00	0.00	-----
		QTA	750.00	750.00	0.00	0.00	-----
0136102. MUSK MELON (SARDA/GARMA)	40 KG.	LAH	2325.00	2325.00	0.00	0.00	-----
		RAW	1275.00	1275.00	0.00	0.00	-----
		SKT	1400.00	1400.00	0.00	0.00	-----
		KAR	1220.00	1220.00	5600.00	0.00	-78.21
		PSH	1000.00	1000.00	0.00	0.00	-----
0136103. SWEET MELON (KHURBOZA)	40 KG.	LAH	1550.00	1550.00	1550.00	0.00	0.00
		RAW	1675.00	1675.00	1525.00	0.00	9.84
		KAR	1100.00	1100.00	650.00	0.00	69.23
		HYD	1600.00	1600.00	1950.00	0.00	-17.95
008 Dry Fruits							
0138101. ALMOND KAGZI (IN SHELL) AVG. QLTY.	40 KG.	LAH	19000.00	19000.00	16500.00	0.00	15.15
		RAW	10900.00	10900.00	8750.00	0.00	24.57
		MUL	17000.00	17000.00	14500.00	0.00	17.24
		KAR	15900.00	15700.00	14100.00	1.27	12.77
		HYD	13650.00	13650.00	13650.00	0.00	0.00
		MPK	14000.00	14000.00	12000.00	0.00	16.67
		PSH	19250.00	19250.00	17500.00	0.00	10.00
		MNG	23200.00	23200.00	19200.00	0.00	20.83
		QTA	12600.00	12600.00	12600.00	0.00	0.00
0138401. CHHOARA (DRY DATES) AVG. QLTY.	40 KG.	LAH	2900.00	2900.00	2900.00	0.00	0.00
		FAS	1850.00	1850.00	1900.00	0.00	-2.63
		RAW	3775.00	3775.00	3225.00	0.00	17.05
		MUL	3100.00	3100.00	2300.00	0.00	34.78
		KAR	3685.00	3680.00	3710.00	0.14	-0.67

Contd.

7.10 Intercity Wholesale Prices of Selected Commodities

Group/Commodity/Item Specification	Unit	City	Prices (Rs.)			% Change in Feb.-14 Over	
			Feb, 2014	Jan, 2014	Feb, 2013	Jan, 14	Feb, 13
		HYD	2850.00	2750.00	2800.00	3.64	1.79
		MPK	1800.00	1800.00	2000.00	0.00	-10.00
		PSH	2825.00	2825.00	3100.00	0.00	-8.87
		BNU	4000.00	4000.00	4000.00	0.00	0.00
0138501. PISTACHIO(WITHOUT SHELL)AVG. QLTY	40 KG.	LAH	67000.00	67000.00	57000.00	0.00	17.54
		RAW	89000.00	72250.00	50500.00	23.18	76.24
		MUL	87000.00	87000.00	56000.00	0.00	55.36
		KAR	64200.00	62400.00	59200.00	2.88	8.45
		HYD	85000.00	83250.00	53000.00	2.10	60.38
		SKR	96000.00	96000.00	60000.00	0.00	60.00
		PSH	71000.00	60000.00	27500.00	18.33	158.18
		QTA	58000.00	58000.00	40000.00	0.00	45.00
0138901. COCONUT DRY AVG. QLTY.	40 KG.	LAH	5700.00	5700.00	6550.00	0.00	-12.98
		MUL	7900.00	7900.00	5550.00	0.00	42.34
		GJT	8200.00	8200.00	5800.00	0.00	41.38
		KAR	7250.00	7200.00	7700.00	0.69	-5.84
		HYD	7850.00	7850.00	5900.00	0.00	33.05
		SKR	8000.00	8000.00	6800.00	0.00	17.65
		MPK	8000.00	8000.00	6000.00	0.00	33.33
		PSH	8000.00	7100.00	6750.00	12.68	18.52
		MNG	8400.00	8400.00	7600.00	0.00	10.53
009 Cotton Seeds							
0143101. COTTON SEEDS	40 KG.	FAS	1275.00	1150.00	900.00	10.87	41.67
		MUL	1225.00	1225.00	825.00	0.00	48.48
		SAH	1200.00	1200.00	750.00	0.00	60.00
		SAR	925.00	925.00	1087.50	0.00	-14.94
		SKT	1150.00	1150.00	1100.00	0.00	4.55
		KSR	1425.00	1425.00	1150.00	0.00	23.91
		KAR	1920.00	1890.00	2000.00	1.59	-4.00
		HYD	964.00	960.00	990.00	0.42	-2.63
010 Other Oil Seeds							
0144201. MUSTARD SEEDS	40 KG.	FAS	2350.00	2350.00	2550.00	0.00	-7.84
		MUL	2600.00	2600.00	2525.00	0.00	2.97
		SAH	2500.00	2500.00	2250.00	0.00	11.11
		BPR	2650.00	2650.00	2450.00	0.00	8.16
		KSR	2750.00	2750.00	2750.00	0.00	0.00
		KAR	2465.00	2450.00	2550.00	0.61	-3.33
		HYD	2300.00	2400.00	2300.00	-4.17	0.00
		MPK	2400.00	2400.00	2000.00	0.00	20.00
		NWB	3000.00	3000.00	0.00	0.00	-----
		PSH	2680.00	2680.00	3100.00	0.00	-13.55
011 Edible Roots / Potatoes							
0151001. POTATOES WHITE AVG. QLTY.	40 KG.	KAR	870.00	890.00	365.00	-2.25	138.36
		HYD	800.00	765.00	490.00	4.58	63.27
		SKR	950.00	800.00	490.00	18.75	93.88
		MPK	1000.00	720.00	480.00	38.89	108.33
		QTA	950.00	950.00	550.00	0.00	72.73
0151002. POTATOES RED AVG. QLTY.	40 KG.	LAH	820.00	860.00	510.00	-4.65	60.78
		FAS	700.00	700.00	620.00	0.00	12.90
		RAW	1012.50	1025.00	612.50	-1.22	65.31
		MUL	750.00	750.00	570.00	0.00	31.58

Contd.

7.10 Intercity Wholesale Prices of Selected Commodities

Group/Commodity/Item Specification	Unit	City	Prices (Rs.)			% Change in Feb.-14 Over	
			Feb, 2014	Jan, 2014	Feb, 2013	Jan, 14	Feb, 13
		GUJ	850.00	850.00	750.00	0.00	13.33
		SAH	940.00	940.00	900.00	0.00	4.44
		SAR	760.00	760.00	595.00	0.00	27.73
		SKT	950.00	950.00	560.00	0.00	69.64
		BPR	760.00	920.00	620.00	-17.39	22.58
		PSH	1000.00	1020.00	690.00	-1.96	44.93
		MNG	1020.00	1060.00	640.00	-3.77	59.38
012 Stimulant & Spice Crops							
0165201. RED CHILLIES DRY(WHOLE)	40 KG.	LAH	5900.00	5900.00	4400.00	0.00	34.09
		FAS	5650.00	5850.00	4650.00	-3.42	21.51
		RAW	6525.00	6525.00	6450.00	0.00	1.16
		MUL	6100.00	6100.00	4900.00	0.00	24.49
		KAR	3910.00	3910.00	4500.00	0.00	-13.11
		HYD	6000.00	6000.00	5000.00	0.00	20.00
		MPK	5500.00	6200.00	4000.00	-11.29	37.50
		PSH	6300.00	6200.00	4800.00	1.61	31.25
		QTA	10600.00	10600.00	13500.00	0.00	-21.48
0165401. CUMINSEED WHITE 50 G.PKT.NAT.	EACH	LAH	46.80	46.80	46.80	0.00	0.00
		FAS	48.28	48.28	44.82	0.00	7.72
		RAW	46.00	46.00	46.00	0.00	0.00
		MUL	48.67	48.67	44.82	0.00	8.59
		KAR	42.00	42.00	42.00	0.00	0.00
		HYD	50.00	50.00	47.00	0.00	6.38
		MPK	40.45	40.45	40.45	0.00	0.00
		PSH	47.00	47.00	41.85	0.00	12.31
		MNG	50.00	50.00	50.00	0.00	0.00
		QTA	46.00	46.00	43.00	0.00	6.98
0165402. CARDAMOM LARGE	40 KG.	LAH	82000.00	82000.00	52000.00	0.00	57.69
		RAW	72250.00	72250.00	64250.00	0.00	12.45
		MUL	83000.00	79000.00	55000.00	5.06	50.91
		KAR	78000.00	78000.00	55700.00	0.00	40.04
		HYD	78250.00	74750.00	67800.00	4.68	15.41
		MPK	80000.00	80000.00	59000.00	0.00	35.59
		PSH	76000.00	76000.00	52000.00	0.00	46.15
		QTA	84000.00	82000.00	77500.00	2.44	8.39
0165403. CARDAMOM SMALL	KG.	LAH	1125.00	1125.00	1100.00	0.00	2.27
		RAW	1775.00	1775.00	1675.00	0.00	5.97
		MUL	1300.00	1100.00	1100.00	18.18	18.18
		KAR	1355.00	1355.00	1190.00	0.00	13.87
		HYD	1400.00	1400.00	1475.00	0.00	-5.08
		MPK	800.00	800.00	800.00	0.00	0.00
		PSH	1150.00	1150.00	1300.00	0.00	-11.54
		QTA	2600.00	2600.00	2750.00	0.00	-5.45
0165501. CINNAMON	40 KG.	RAW	6125.00	6125.00	5825.00	0.00	5.15
		MUL	8300.00	8100.00	7100.00	2.47	16.90
		KAR	8000.00	8000.00	6450.00	0.00	24.03
		PSH	9250.00	9250.00	7000.00	0.00	32.14
		QTA	5100.00	5100.00	5100.00	0.00	0.00
0165701. GINGER GREEN	40 KG.	LAH	7250.00	7250.00	3250.00	0.00	123.08
		FAS	6500.00	5250.00	2600.00	23.81	150.00
		RAW	7475.00	7350.00	4025.00	1.70	85.71
		SAR	7350.00	7350.00	4045.00	0.00	81.71

Contd.

7.10 Intercity Wholesale Prices of Selected Commodities

Group/Commodity/Item Specification	Unit	City	Prices (Rs.)			% Change in Feb.-14 Over	
			Feb, 2014	Jan, 2014	Feb, 2013	Jan, 14	Feb, 13
		SKT	6000.00	6000.00	4000.00	0.00	50.00
		KAR	7000.00	7000.00	2300.00	0.00	204.35
		HYD	7650.00	7100.00	3800.00	7.75	101.32
		SKR	7500.00	7700.00	3500.00	-2.60	114.29
		PSH	7000.00	7100.00	3600.00	-1.41	94.44
		MNG	10800.00	9600.00	3900.00	12.50	176.92
		QTA	6600.00	5600.00	3850.00	17.86	71.43
013 Pulses							
0170101. KIDNEY BEANS DRY WHOLE (LOBIA)	40 KG.	LAH	5450.00	4550.00	4650.00	19.78	17.20
		RAW	4375.00	4375.00	4187.50	0.00	4.48
		MUL	4100.00	4100.00	4100.00	0.00	0.00
		KSR	5900.00	5700.00	4750.00	3.51	24.21
		KAR	3760.00	3760.00	3700.00	0.00	1.62
		HYD	3250.00	3250.00	3200.00	0.00	1.56
		PSH	5000.00	5000.00	4900.00	0.00	2.04
		BNU	5000.00	5000.00	4000.00	0.00	25.00
		QTA	3300.00	3300.00	3700.00	0.00	-10.81
0170401. MASOOR WHOLE AVG. QLTY.	100 KG.	LAH	10250.00	9350.00	6350.00	9.63	61.42
		FAS	8200.00	8350.00	6825.00	-1.80	20.15
		RAW	10250.00	10250.00	7350.00	0.00	39.46
		MUL	8450.00	8450.00	6750.00	0.00	25.19
		SAR	8750.00	9000.00	6875.00	-2.78	27.27
		SKT	9500.00	7500.00	7500.00	26.67	26.67
		BPR	8600.00	8600.00	7150.00	0.00	20.28
		GJT	8750.00	8750.00	7000.00	0.00	25.00
		KSR	9750.00	9375.00	6450.00	4.00	51.16
		KAR	8850.00	8850.00	6100.00	0.00	45.08
		HYD	8450.00	8450.00	5850.00	0.00	44.44
		SKR	9200.00	9000.00	7500.00	2.22	22.67
		MPK	9000.00	10000.00	7200.00	-10.00	25.00
		PSH	9450.00	9500.00	7400.00	-0.53	27.70
		QTA	11750.00	11750.00	8375.00	0.00	40.30
0170402. MASOOR SPLIT AVG. QLTY.	100 KG.	LAH	11250.00	10750.00	6587.50	4.65	70.78
		FAS	9250.00	9250.00	7350.00	0.00	25.85
		RAW	11250.00	11250.00	8950.00	0.00	25.70
		MUL	9500.00	9500.00	7750.00	0.00	22.58
		SAR	12500.00	11000.00	8750.00	13.64	42.86
		SKT	11250.00	9250.00	9250.00	21.62	21.62
		BPR	10000.00	10000.00	8750.00	0.00	14.29
		GJT	13000.00	12000.00	9000.00	8.33	44.44
		KAR	9400.00	9400.00	6900.00	0.00	36.23
		HYD	9250.00	9350.00	7050.00	-1.07	31.21
		SKR	11500.00	12000.00	9000.00	-4.17	27.78
		LRK	10000.00	10500.00	9500.00	-4.76	5.26
		MPK	9600.00	10200.00	8000.00	-5.88	20.00
		PSH	9450.00	9500.00	8150.00	-0.53	15.95
		QTA	11650.00	11650.00	8650.00	0.00	34.68
0170901. GRAM WHOLE YELLOW AVG. QLTY.	100 KG.	LAH	5500.00	5500.00	9250.00	0.00	-40.54
		FAS	6025.00	6175.00	9150.00	-2.43	-34.15
		RAW	8750.00	8750.00	11900.00	0.00	-26.47
		MUL	8100.00	8300.00	9300.00	-2.41	-12.90
		SAR	7900.00	7900.00	9000.00	0.00	-12.22

Contd

7.10 Intercity Wholesale Prices of Selected Commodities

Group/Commodity/Item Specification	Unit	City	Prices (Rs.)			% Change in Feb.-14 Over	
			Feb, 2014	Jan, 2014	Feb, 2013	Jan, 14	Feb, 13
		BPR	8500.00	8500.00	11650.00	0.00	-27.04
		GJT	8500.00	8500.00	10250.00	0.00	-17.07
		KAR	8400.00	8400.00	11750.00	0.00	-28.51
		HYD	9000.00	9000.00	11750.00	0.00	-23.40
		SKR	8250.00	8750.00	11000.00	-5.71	-25.00
		MPK	8500.00	8800.00	9000.00	-3.41	-5.56
		PSH	8500.00	8900.00	9950.00	-4.49	-14.57
		BNU	9000.00	9000.00	9000.00	0.00	0.00
		QTA	12750.00	12750.00	14000.00	0.00	-8.93
0170902. GRAM SPLIT AVG. QLTY.	100 KG.	LAH	5450.00	4650.00	9000.00	17.20	-39.44
		FAS	4775.00	4775.00	7575.00	0.00	-36.96
		RAW	6050.00	6650.00	8450.00	-9.02	-28.40
		MUL	5450.00	5450.00	8550.00	0.00	-36.26
		GUJ	5850.00	5550.00	9500.00	5.41	-38.42
		SAR	5250.00	5250.00	7875.00	0.00	-33.33
		SKT	7000.00	6000.00	9500.00	16.67	-26.32
		BPR	6000.00	5500.00	8550.00	9.09	-29.82
		GJT	5950.00	5250.00	8250.00	13.33	-27.88
		KAR	4900.00	4900.00	9050.00	0.00	-45.86
		HYD	6200.00	6650.00	9000.00	-6.77	-31.11
		SKR	6750.00	5725.00	9250.00	17.90	-27.03
		MPK	6200.00	5600.00	8800.00	10.71	-29.55
		PSH	6100.00	6100.00	9050.00	0.00	-32.60
		BNU	6400.00	6000.00	8700.00	6.67	-26.44
		QTA	7700.00	7500.00	9750.00	2.67	-21.03
0170903. MASH WHOLE AVG. QLTY.	100 KG.	LAH	9100.00	9300.00	9575.00	-2.15	-4.96
		FAS	9250.00	9250.00	8500.00	0.00	8.82
		RAW	9750.00	9750.00	9450.00	0.00	3.17
		MUL	9100.00	9100.00	9550.00	0.00	-4.71
		SKT	11500.00	11500.00	11500.00	0.00	0.00
		KSR	8850.00	8850.00	9675.00	0.00	-8.53
		KAR	8950.00	8950.00	9100.00	0.00	-1.65
0170904. MASH SPLIT AVG. QLTY.	100 KG.	LAH	11250.00	12250.00	11750.00	-8.16	-4.26
		FAS	10675.00	10675.00	11000.00	0.00	-2.95
		RAW	12250.00	12250.00	13500.00	0.00	-9.26
		MUL	10750.00	10750.00	10250.00	0.00	4.88
		SKT	12500.00	12500.00	12500.00	0.00	0.00
		KSR	11300.00	11300.00	12400.00	0.00	-8.87
		KAR	9650.00	9650.00	10750.00	0.00	-10.23
		HYD	9750.00	9750.00	8750.00	0.00	11.43
		SKR	10500.00	11500.00	10000.00	-8.70	5.00
		MPK	11000.00	11200.00	9500.00	-1.79	15.79
		PSH	10500.00	10500.00	10800.00	0.00	-2.78
		MNG	10400.00	9390.00	9000.00	10.76	15.56
		QTA	12200.00	11900.00	11000.00	2.52	10.91
0170905. MOONG WHOLE AVG. QLTY.	100 KG.	LAH	12250.00	10833.33	8125.00	13.08	50.77
		FAS	11250.00	11250.00	8100.00	0.00	38.89
		RAW	11400.00	11400.00	8350.00	0.00	36.53
		MUL	11750.00	11900.00	7750.00	-1.26	51.61
		SKT	10500.00	10500.00	10500.00	0.00	0.00
		GJT	10750.00	10750.00	8500.00	0.00	26.47
		KSR	12250.00	11250.00	7900.00	8.89	55.06

Contd.

7.10 Intercity Wholesale Prices of Selected Commodities

Group/Commodity/Item Specification	Unit	City	Prices (Rs.)			% Change in Feb.-14 Over	
			Feb, 2014	Jan, 2014	Feb, 2013	Jan, 14	Feb, 13
		KAR	9100.00	9100.00	8850.00	0.00	2.82
		SKR	12000.00	11250.00	9000.00	6.67	33.33
		PSH	11200.00	11200.00	8200.00	0.00	36.59
		MNG	10200.00	10200.00	7600.00	0.00	34.21
		QTA	12300.00	12500.00	8700.00	-1.60	41.38
0170906. MOONG SPLIT AVG. QLTY.	100 KG.	LAH	12550.00	12100.00	8500.00	3.72	47.65
		FAS	12250.00	12250.00	7750.00	0.00	58.06
		RAW	12650.00	12650.00	9550.00	0.00	32.46
		MUL	12100.00	12100.00	9100.00	0.00	32.97
		SKT	12500.00	12500.00	12500.00	0.00	0.00
		GJT	12000.00	12000.00	9100.00	0.00	31.87
		KAR	11400.00	11400.00	10150.00	0.00	12.32
		HYD	12100.00	12100.00	9650.00	0.00	25.39
		SKR	14000.00	13250.00	8162.50	5.66	71.52
		MPK	13500.00	13200.00	10500.00	2.27	28.57
		PSH	11800.00	11800.00	8550.00	0.00	38.01
		MNG	11200.00	11200.00	8400.00	0.00	33.33
		QTA	11900.00	12200.00	10300.00	-2.46	15.53
014 Sugar Crops							
0180206. SUGAR CANE (OPEN MARKET)	40 KG.	FAS	177.50	177.50	177.50	0.00	0.00
		HYD	175.00	175.00	175.00	0.00	0.00
		PSH	180.00	180.00	180.00	0.00	0.00
015 Fibre Crops							
0192101. COTTON SPOT RATE EX-KAR.	40 KG.	KAR	7616.75	7670.25	6745.67	-0.70	12.91
0192201. JUTE BAGS LOCAL	100	LAH	11250.00	11250.00	11250.00	0.00	0.00
		FAS	9000.00	9000.00	9000.00	0.00	0.00
		KAR	9400.00	9350.00	5750.00	0.53	63.48
		PSH	9500.00	9500.00	9500.00	0.00	0.00
016 Unmanufactured Tobacco							
0197001. TOBACCO SIND KARO	40 KG.	SAR	4200.00	4200.00	3700.00	0.00	13.51
		SKR	2200.00	2200.00	2200.00	0.00	0.00
		LRK	1960.00	1890.00	1900.00	3.70	3.16
0197002. TOBACCO DESI(MITHA)	40 KG.	LAH	5050.00	5050.00	4375.00	0.00	15.43
		SAR	5850.00	5850.00	6000.00	0.00	-2.50
		HYD	4000.00	4000.00	4000.00	0.00	0.00
		QTA	2545.00	2545.00	2545.00	0.00	0.00
0197003. TOBACCO SUFAID PATHA	40 KG.	MUL	6600.00	6400.00	6100.00	3.13	8.20
		SAR	3250.00	3250.00	3250.00	0.00	0.00
		KAR	2690.00	2690.00	2670.00	0.00	0.75
		HYD	3250.00	3250.00	3250.00	0.00	0.00
		QTA	5415.00	5415.00	5415.00	0.00	0.00
0197004. TOBACCO HUKKA TWISTED	40 KG.	LAH	4300.00	4300.00	3625.00	0.00	18.62
		RAW	2375.00	2375.00	2175.00	0.00	9.20
		MUL	4300.00	4300.00	4100.00	0.00	4.88
		KSR	4200.00	4200.00	3525.00	0.00	19.15
		HYD	4100.00	4100.00	4000.00	0.00	2.50
		SKR	2800.00	2800.00	2800.00	0.00	0.00
		QTA	2970.00	2970.00	2970.00	0.00	0.00
0197005. TOBACCO HUKKA PREPARED	40 KG.	LAH	3300.00	3300.00	2875.00	0.00	14.78
		RAW	1275.00	1275.00	1125.00	0.00	13.33
		MUL	1000.00	1000.00	1000.00	0.00	0.00
		KSR	3200.00	3200.00	2525.00	0.00	26.73

Contd.

7.10 Intercity Wholesale Prices of Selected Commodities

Group/Commodity/Item Specification	Unit	City	Prices (Rs.)			% Change in Feb.-14 Over	
			Feb, 2014	Jan, 2014	Feb, 2013	Jan, 14	Feb, 13
		LRK	1450.00	1400.00	1400.00	3.57	3.57
		QTA	1530.00	1530.00	1530.00	0.00	0.00
017 Poultry							
0215101. CHICKEN FARM(LIVE)	1 KG.	LAH	121.50	144.50	118.50	-15.92	2.53
		FAS	140.00	170.00	122.00	-17.65	14.75
		RAW	131.50	162.50	125.50	-19.08	4.78
		MUL	125.00	162.50	129.00	-23.08	-3.10
		GUJ	126.00	160.00	118.00	-21.25	6.78
		SKT	142.00	172.00	126.00	-17.44	12.70
		BPR	132.00	174.00	129.00	-24.14	2.33
		KAR	172.00	199.00	170.00	-13.57	1.18
		HYD	152.00	200.00	155.00	-24.00	-1.94
		SKR	145.00	192.00	138.00	-24.48	5.07
		MPK	128.00	175.00	150.00	-26.86	-14.67
		PSH	148.00	166.00	142.00	-10.84	4.23
		MNG	181.00	190.00	164.00	-4.74	10.37
		QTA	165.00	205.00	165.00	-19.51	0.00
018 Raw Milk from Bovine Animals							
0221101. FRESH MILK	40 LTR.	LAH	2020.00	2020.00	1980.00	0.00	2.02
		FAS	2000.00	2000.00	2000.00	0.00	0.00
		RAW	2650.00	2575.00	2112.50	2.91	25.44
		MUL	2300.00	2300.00	2100.00	0.00	9.52
		SAH	1650.00	1650.00	1650.00	0.00	0.00
		SKT	2200.00	2200.00	2200.00	0.00	0.00
		KSR	2000.00	2000.00	1920.00	0.00	4.17
		KAR	2480.00	2480.00	3151.00	0.00	-21.29
		HYD	2650.00	2650.00	2500.00	0.00	6.00
		SKR	2775.00	2775.00	2400.00	0.00	15.63
		MPK	2560.00	2560.00	3220.00	0.00	-20.50
		PSH	2200.00	2200.00	1850.00	0.00	18.92
		BNU	2200.00	2200.00	2000.00	0.00	10.00
		QTA	2800.00	2800.00	2800.00	0.00	0.00
019 Eggs							
0231001. EGGS FARM CRATE OF 30 DOZ.	EACH	LAH	2760.00	2820.00	2220.00	-2.13	24.32
		FAS	2640.00	2760.00	2240.00	-4.35	17.86
		RAW	2712.50	2825.00	2225.00	-3.98	21.91
		MUL	2650.00	2850.00	2125.00	-7.02	24.71
		GUJ	2580.00	2700.00	2220.00	-4.44	16.22
		SKT	2850.00	2925.00	2250.00	-2.56	26.67
		BPR	2820.00	2820.00	2220.00	0.00	27.03
		KAR	2885.00	3270.00	2161.00	-11.77	33.50
		HYD	2950.00	3240.00	2290.00	-8.95	28.82
		SKR	2680.00	3000.00	2222.50	-10.67	20.58
		MPK	2760.00	3240.00	2220.00	-14.81	24.32
		PSH	2625.00	2750.00	2150.00	-4.55	22.09
		MNG	2725.00	2475.00	2450.00	10.10	11.22
		QTA	3200.00	3200.00	2600.00	0.00	23.08
020 Raw Animal Materials / Wool							
0294201. WOOL PAK. SUPERIOR WHITE	40 KG.	LAH	775.00	775.00	775.00	0.00	0.00
		MUL	2500.00	2500.00	2100.00	0.00	19.05
		KAR	2820.00	2820.00	2780.00	0.00	1.44
		BNU	2500.00	2500.00	2600.00	0.00	-3.85

Contd.

7.10 Intercity Wholesale Prices of Selected Commodities

Group/Commodity/Item Specification	Unit	City	Prices (Rs.)			% Change in Feb.-14 Over	
			Feb, 2014	Jan, 2014	Feb, 2013	Jan, 14	Feb, 13
			0294202. WOOL PAK. SUPERIOR YELLOW	40 KG.	LAH	862.50	862.50
		MUL	2300.00	2300.00	1900.00	0.00	21.05
		KAR	2820.00	2820.00	2750.00	0.00	2.55
		BNU	2250.00	2250.00	1300.00	0.00	73.08
0294203. WOOL PAK MEDIUM WHITE	40 KG.	LAH	740.00	740.00	740.00	0.00	0.00
		MUL	2100.00	2100.00	1700.00	0.00	23.53
		KAR	2410.00	2410.00	2350.00	0.00	2.55
		BNU	2100.00	2100.00	1150.00	0.00	82.61
0294204. WOOL PAK.MEDIUM YELLOW	40 KG.	LAH	640.00	640.00	640.00	0.00	0.00
		MUL	1700.00	1600.00	1500.00	6.25	13.33
		KAR	2270.00	2270.00	2230.00	0.00	1.79
		BNU	1850.00	1850.00	1150.00	0.00	60.87
0294205. WOOL COLOURED LIGHT	40 KG.	LAH	825.00	825.00	825.00	0.00	0.00
		MUL	1300.00	1300.00	950.00	0.00	36.84
		KAR	1900.00	1900.00	1870.00	0.00	1.60
		BNU	1450.00	1450.00	1000.00	0.00	45.00
0294206. WOOL COLOURED DARK	40 KG.	LAH	800.00	800.00	800.00	0.00	0.00
		MUL	1100.00	900.00	1100.00	22.22	0.00
		KAR	1835.00	1835.00	1760.00	0.00	4.26
		BNU	1450.00	1450.00	1110.00	0.00	30.63
021 Hides & Fur Skins, Raw							
0295101. HIDES WET SALTED COW MEDIUM	EACH	LAH	1975.00	1975.00	1850.00	0.00	6.76
		RAW	1975.00	1975.00	1975.00	0.00	0.00
		MUL	2750.00	3500.00	2450.00	-21.43	12.24
		SKT	2950.00	2950.00	2800.00	0.00	5.36
		KSR	1925.00	1925.00	1825.00	0.00	5.48
		KAR	3900.00	3900.00	3900.00	0.00	0.00
		HYD	2000.00	2000.00	1850.00	0.00	8.11
		BNU	1450.00	1450.00	1450.00	0.00	0.00
		QTA	3000.00	3000.00	3000.00	0.00	0.00
0295102. HIDES WET SALTED BUFFALO MEDIUM	EACH	LAH	1675.00	1675.00	1550.00	0.00	8.06
		RAW	1975.00	1975.00	1975.00	0.00	0.00
		MUL	3400.00	3400.00	2750.00	0.00	23.64
		SKT	2950.00	2950.00	3100.00	0.00	-4.84
		KSR	1625.00	1625.00	1525.00	0.00	6.56
		KAR	2650.00	2650.00	2100.00	0.00	26.19
		HYD	1850.00	1850.00	1650.00	0.00	12.12
		BNU	1825.00	1825.00	1650.00	0.00	10.61
		QTA	2400.00	2400.00	2400.00	0.00	0.00
0295103. HIDES WET SALTED CALF MEDIUM	EACH	LAH	1225.00	1225.00	1050.00	0.00	16.67
		RAW	1075.00	1075.00	1075.00	0.00	0.00
		MUL	1500.00	1650.00	1050.00	-9.09	42.86
		SKT	500.00	500.00	650.00	0.00	-23.08
		KSR	975.00	975.00	825.00	0.00	18.18
		KAR	1700.00	1700.00	1550.00	0.00	9.68
		HYD	2050.00	2050.00	2050.00	0.00	0.00
		BNU	750.00	750.00	750.00	0.00	0.00
		QTA	2300.00	2300.00	2300.00	0.00	0.00
0295301. SHEEP SKIN MEDIUM	100	RAW	23500.00	23500.00	23500.00	0.00	0.00
		MUL	32500.00	32500.00	42500.00	0.00	-23.53
		KSR	22000.00	22000.00	21000.00	0.00	4.76

Contd.

7.10 Intercity Wholesale Prices of Selected Commodities

Group/Commodity/Item Specification	Unit	City	Prices (Rs.)			% Change in Feb.-14 Over	
			Feb, 2014	Jan, 2014	Feb, 2013	Jan, 14	Feb, 13
		KAR	48750.00	48750.00	47340.00	0.00	2.98
		HYD	20500.00	20500.00	20500.00	0.00	0.00
		PSH	35000.00	35000.00	30000.00	0.00	16.67
		QTA	50000.00	50000.00	48000.00	0.00	4.17
0295302. SHEEP SKIN LARGE	100	LAH	39000.00	39000.00	36250.00	0.00	7.59
		RAW	29500.00	29500.00	29500.00	0.00	0.00
		MUL	47500.00	47500.00	55000.00	0.00	-13.64
		KSR	30500.00	30500.00	29000.00	0.00	5.17
		KAR	63750.00	63750.00	60250.00	0.00	5.81
		HYD	31500.00	31500.00	31500.00	0.00	0.00
		PSH	52000.00	52000.00	45000.00	0.00	15.56
		QTA	60000.00	60000.00	60000.00	0.00	0.00
0295401. GOAT SKIN LARGE	100	LAH	31000.00	31000.00	28000.00	0.00	10.71
		RAW	28250.00	28250.00	28250.00	0.00	0.00
		KSR	27500.00	27500.00	25500.00	0.00	7.84
		KAR	52750.00	52750.00	52750.00	0.00	0.00
		HYD	36500.00	36500.00	36500.00	0.00	0.00
		PSH	32000.00	32000.00	27500.00	0.00	16.36
		QTA	46500.00	46500.00	46500.00	0.00	0.00
0295402. GOAT SKIN EXTRA LARGE	100	LAH	41000.00	41000.00	33500.00	0.00	22.39
		RAW	29750.00	29750.00	29750.00	0.00	0.00
		MUL	57500.00	57500.00	52500.00	0.00	9.52
		KSR	39500.00	39500.00	32500.00	0.00	21.54
		KAR	64500.00	64500.00	64500.00	0.00	0.00
		HYD	36750.00	36750.00	36750.00	0.00	0.00
		PSH	35000.00	35000.00	33500.00	0.00	4.48
		QTA	52500.00	52500.00	52500.00	0.00	0.00
0295403. GOAT SKIN MEDIUM	100	LAH	29000.00	29000.00	25000.00	0.00	16.00
		RAW	24750.00	24750.00	24750.00	0.00	0.00
		MUL	37500.00	37500.00	37500.00	0.00	0.00
		SKT	42500.00	42500.00	40000.00	0.00	6.25
		KSR	24500.00	24500.00	20500.00	0.00	19.51
		KAR	46000.00	46000.00	46000.00	0.00	0.00
		PSH	25000.00	25000.00	22000.00	0.00	13.64
		QTA	37500.00	37500.00	37500.00	0.00	0.00
0295404. GOAT SKIN SMALL	100	LAH	21000.00	21000.00	19000.00	0.00	10.53
		RAW	23750.00	23750.00	23750.00	0.00	0.00
		SKT	15000.00	15000.00	15000.00	0.00	0.00
		KSR	18500.00	18500.00	15500.00	0.00	19.35
		KAR	33875.00	33875.00	33875.00	0.00	0.00
		PSH	18000.00	18000.00	16000.00	0.00	12.50
		QTA	27000.00	27000.00	27000.00	0.00	0.00
022 Fuel Wood in Logs							
0313001. FIRE WOOD MIXED DRY	40 KG.	LAH	590.00	540.00	540.00	9.26	9.26
		FAS	380.00	380.00	380.00	0.00	0.00
		RAW	537.50	537.50	490.00	0.00	9.69
		MUL	400.00	400.00	350.00	0.00	14.29
		GJT	470.00	470.00	420.00	0.00	11.90
		KAR	455.00	455.00	372.50	0.00	22.15
		HYD	350.00	350.00	300.00	0.00	16.67
		SKR	350.00	350.00	350.00	0.00	0.00
		LRK	425.00	425.00	400.00	0.00	6.25

Contd.

7.10 Intercity Wholesale Prices of Selected Commodities

Group/Commodity/Item Specification	Unit	City	Prices (Rs.)			% Change in Feb.-14 Over	
			Feb, 2014	Jan, 2014	Feb, 2013	Jan, 14	Feb, 13
		PSH	610.00	610.00	575.00	0.00	6.09
		MNG	500.00	500.00	380.00	0.00	31.58
		QTA	465.00	465.00	465.00	0.00	0.00
023 Fish Live Fresh or Chilled							
0411901. FISH RAHU RIVER	40 KG.	LAH	9100.00	9100.00	9100.00	0.00	0.00
		RAW	6125.00	6175.00	5550.00	-0.81	10.36
		MUL	9700.00	9100.00	8100.00	6.59	19.75
		HYD	8000.00	8000.00	7000.00	0.00	14.29
		SKR	8800.00	8800.00	6200.00	0.00	41.94
		PSH	7600.00	7600.00	8500.00	0.00	-10.59
0411902. FISH RAHU SEA	40 KG.	KAR	3100.00	3100.00	3300.00	0.00	-6.06
0411903. FISH SURMAI (SEA)	40 KG.	KAR	7600.00	7600.00	4700.00	0.00	61.70
2. Ores/Minerals, Elec., Gas & Water							
024 Coal not Agglomerated							
1101001. COAL	MT.	LAH	14250.00	14250.00	14250.00	0.00	0.00
025 Natural Gas Liquefied							
1202001. SUI GAS GENERAL INDUSTRIAL USE	MMBTU	KAR	571.23	571.23	566.35	0.00	0.86
1202002. LPG	KG.	LAH	114.75	124.00	143.00	-7.46	-19.76
		RAW	132.50	129.00	154.50	2.71	-14.24
		KAR	112.50	120.00	140.00	-6.25	-19.64
		PSH	150.00	160.00	170.00	-6.25	-11.76
		QTA	130.00	137.00	140.00	-5.11	-7.14
1202003. CNG	KG.	KAR	70.20	70.20	70.11	0.00	0.13
026 Salt & Pure Sodium Chloride							
1620001. SALT CRUSHED LAHORI	40 KG.	LAH	195.00	147.50	147.50	32.20	32.20
		RAW	305.00	305.00	282.50	0.00	7.96
		MUL	280.00	280.00	240.00	0.00	16.67
		GJT	125.00	125.00	125.00	0.00	0.00
		KAR	325.00	325.00	270.00	0.00	20.37
		SKR	275.00	275.00	200.00	0.00	37.50
		PSH	200.00	200.00	155.00	0.00	29.03
1620002. SEA SALT	40 KG.	LAH	195.00	195.00	132.50	0.00	47.17
		FAS	400.00	400.00	250.00	0.00	60.00
		KAR	122.50	122.50	87.50	0.00	40.00
		HYD	130.00	130.00	130.00	0.00	0.00
		NWB	250.00	250.00	132.50	0.00	88.68
027 Electrical Energy							
1710011. ELECTRICITY TARRIF B1	KWH.	KAR	14.75	14.75	10.71	0.00	37.72
1710012. ELECTRICITY TARRIF B2	KWH.	KAR	14.77	14.77	9.97	0.00	48.14
1710013. ELECTRICITY TARRIF B3	KWH.	KAR	15.15	15.15	10.05	0.00	50.75
1710014. ELECTRICITY TARRIF B4	KWH.	KAR	14.96	14.96	9.71	0.00	54.07
1710021. ELECTRICITY TARIFF-D1	KWH.	KAR	10.66	10.66	10.00	0.00	6.60
1710022. ELECTRICITY TARIFF-D2	KWH.	KAR	11.89	11.89	11.00	0.00	8.09
3. Food,Beverages,Tobacco,Textiles,Leather							
3a) Food Products, Beverages & Tobacco							
028 Meat of Animals							
2111101. BEEF	40 KG.	LAH	10700.00	10700.00	10200.00	0.00	4.90
		FAS	8500.00	8500.00	8500.00	0.00	0.00
		RAW	8550.00	8550.00	8250.00	0.00	3.64
		MUL	8800.00	8800.00	8600.00	0.00	2.33
		SAR	10000.00	10000.00	9400.00	0.00	6.38
		GJT	10000.00	10000.00	9200.00	0.00	8.70

Contd.

7.10 Intercity Wholesale Prices of Selected Commodities

Group/Commodity/Item Specification	Unit	City	Prices (Rs.)			% Change in Feb.-14 Over	
			Feb, 2014	Jan, 2014	Feb, 2013	Jan, 14	Feb, 13
		KAR	8300.00	8300.00	8200.00	0.00	1.22
		HYD	9550.00	9550.00	9450.00	0.00	1.06
		PSH	9900.00	9900.00	9750.00	0.00	1.54
		MNG	10000.00	10000.00	10000.00	0.00	0.00
		QTA	11500.00	11500.00	10800.00	0.00	6.48
2111601. MUTTON	40 KG.	LAH	23600.00	23600.00	21100.00	0.00	11.85
		FAS	18000.00	18000.00	18000.00	0.00	0.00
		RAW	22650.00	22650.00	21400.00	0.00	5.84
		MUL	20200.00	20200.00	17900.00	0.00	12.85
		KAR	16800.00	16800.00	16000.00	0.00	5.00
		HYD	19250.00	19250.00	17650.00	0.00	9.07
		PSH	22000.00	21000.00	18500.00	4.76	18.92
		MNG	16000.00	16000.00	16000.00	0.00	0.00
		QTA	21200.00	21200.00	20400.00	0.00	3.92
029 Vegetables & Fruit Juice							
2133101. TOMATO KETCHUP 300 GM.	DOZ.	LAH	815.00	815.00	815.00	0.00	0.00
		FAS	892.20	892.20	785.00	0.00	13.66
		RAW	862.50	862.50	862.50	0.00	0.00
		MUL	876.00	876.00	792.00	0.00	10.61
		GJT	900.00	900.00	780.00	0.00	15.38
		KAR	780.00	780.00	780.00	0.00	0.00
		HYD	724.00	724.00	724.00	0.00	0.00
		SKR	1052.90	1052.90	1052.90	0.00	0.00
		MPK	772.00	772.00	772.00	0.00	0.00
		PSH	960.00	960.00	780.00	0.00	23.08
		MNG	816.00	816.00	816.00	0.00	0.00
		QTA	828.00	828.00	828.00	0.00	0.00
2133901. CHILLES & LIME PKL.IN OIL 340 G.	DOZ.	LAH	1017.00	1017.00	1017.00	0.00	0.00
		RAW	1137.50	1137.50	1137.50	0.00	0.00
		KAR	960.00	960.00	960.00	0.00	0.00
		MPK	992.76	992.76	992.76	0.00	0.00
		PSH	1080.00	1080.00	1080.00	0.00	0.00
		QTA	938.00	938.00	938.00	0.00	0.00
030 Dried Fruits & Nuts							
2141101. KISHMISH(RAISIN) AVG. QLTY.	40 KG.	LAH	9000.00	9000.00	10250.00	0.00	-12.20
		RAW	8100.00	8100.00	7100.00	0.00	14.08
		MUL	8100.00	8100.00	8100.00	0.00	0.00
		KAR	9000.00	9000.00	8700.00	0.00	3.45
		HYD	8500.00	8500.00	8400.00	0.00	1.19
		MPK	11500.00	11500.00	11500.00	0.00	0.00
		PSH	7200.00	7100.00	7100.00	1.41	1.41
		BNU	8650.00	8650.00	7000.00	0.00	23.57
		QTA	5100.00	5100.00	5100.00	0.00	0.00
2141301. GROUND NUT WITH SHELL AVG. QLTY.	40 KG.	LAH	4750.00	4750.00	5650.00	0.00	-15.93
		RAW	4025.00	4825.00	4975.00	-16.58	-19.10
		MUL	4100.00	4100.00	5100.00	0.00	-19.61
		KAR	6875.00	6875.00	6500.00	0.00	5.77
		HYD	4600.00	4800.00	4500.00	-4.17	2.22
		MPK	3000.00	3000.00	3500.00	0.00	-14.29
		PSH	5600.00	5800.00	5600.00	-3.45	0.00
		QTA	3850.00	3850.00	3850.00	0.00	0.00

Contd.

7.10 Intercity Wholesale Prices of Selected Commodities

Group/Commodity/Item Specification	Unit	City	Prices (Rs.)			% Change in Feb.-14 Over			
			Feb, 2014	Jan, 2014	Feb, 2013	Jan, 14	Feb, 13		
031 Fruit Juices									
2142901. ROOHAFZA(SHARBAT)	DOZ.	LAH	1480.00	1480.00	1480.00	0.00	0.00		
		FAS	1500.00	1500.00	1500.00	0.00	0.00		
		RAW	1532.50	1532.50	1372.50	0.00	11.66		
		MUL	1500.00	1500.00	1440.00	0.00	4.17		
		GUJ	1530.00	1530.00	1500.00	0.00	2.00		
		BPR	1500.00	1500.00	1500.00	0.00	0.00		
		GJT	1520.00	1520.00	1476.00	0.00	2.98		
		KAR	1500.00	1500.00	1326.00	0.00	13.12		
		HYD	1510.00	1510.00	1480.00	0.00	2.03		
		SKR	1500.00	1500.00	1480.00	0.00	1.35		
		LRK	1560.00	1560.00	1470.00	0.00	6.12		
		PSH	1420.00	1420.00	1400.00	0.00	1.43		
		BNU	1470.00	1470.00	1470.00	0.00	0.00		
		MNG	1520.00	1520.00	1450.00	0.00	4.83		
2142902. JAM-E-SHREEN	DOZ.	LAH	1440.00	1440.00	1440.00	0.00	0.00		
		FAS	1500.00	1500.00	1500.00	0.00	0.00		
		RAW	1595.00	1595.00	1595.00	0.00	0.00		
		MUL	1520.00	1520.00	1450.00	0.00	4.83		
		GUJ	1520.00	1520.00	1500.00	0.00	1.33		
		BPR	1520.00	1520.00	1520.00	0.00	0.00		
		KAR	1500.00	1500.00	1479.00	0.00	1.42		
		HYD	1510.00	1510.00	1460.00	0.00	3.42		
		SKR	1500.00	1500.00	1470.00	0.00	2.04		
		PSH	1430.00	1430.00	1380.00	0.00	3.62		
		BNU	1470.00	1470.00	1470.00	0.00	0.00		
		MNG	1520.00	1520.00	1450.00	0.00	4.83		
		2142903. FRUIT JUICE TETRA PACK	DOZ.	LAH	150.00	150.00	112.00	0.00	33.93
				FAS	144.00	144.00	142.00	0.00	1.41
RAW	137.50			137.50	137.50	0.00	0.00		
MUL	135.00			135.00	135.00	0.00	0.00		
KAR	136.00			136.00	120.00	0.00	13.33		
HYD	130.00			130.00	130.00	0.00	0.00		
SKR	180.00			180.00	180.00	0.00	0.00		
PSH	129.00			129.00	120.00	0.00	7.50		
QTA	110.00			110.00	110.00	0.00	0.00		
2142904. LEMON/ORANGE SQUASH MITCHELS(73) DOZ.	DOZ.			LAH	1540.00	1540.00	1540.00	0.00	0.00
		FAS	1560.00	1560.00	1440.00	0.00	8.33		
		RAW	1615.00	1615.00	1510.00	0.00	6.95		
		MUL	1612.00	1612.00	1416.00	0.00	13.84		
		KAR	1400.00	1400.00	1400.00	0.00	0.00		
		HYD	1620.00	1620.00	1500.00	0.00	8.00		
		PSH	1410.00	1410.00	1320.00	0.00	6.82		
2142905. MUREEY BREWERY (TOPS)	DOZ.	LAH	495.00	495.00	495.00	0.00	0.00		
		RAW	1055.00	1055.00	970.00	0.00	8.76		
		KSR	435.00	435.00	435.00	0.00	0.00		
2149201. APL/MNG/ORG/MIX. FRUIT JAM 450 G.	DOZ.	LAH	1455.00	1455.00	1248.00	0.00	16.59		
		RAW	1337.50	1337.50	1267.50	0.00	5.52		
		KAR	1184.00	1184.00	1184.00	0.00	0.00		
		MPK	1183.00	1183.00	1183.00	0.00	0.00		

Contd.

7.10 Intercity Wholesale Prices of Selected Commodities

Group/Commodity/Item Specification	Unit	City	Prices (Rs.)			% Change in Feb.-14 Over	
			Feb, 2014	Jan, 2014	Feb, 2013	Jan, 14	Feb, 13
		PSH	1390.00	1390.00	1308.00	0.00	6.27
		QTA	1320.00	1320.00	1320.00	0.00	0.00
2149202. MANGO/MIXED PICKLE IN OIL 340 G.	DOZ.	LAH	1080.00	1080.00	1015.00	0.00	6.40
		RAW	1137.50	1137.50	1137.50	0.00	0.00
		KAR	960.00	960.00	960.00	0.00	0.00
		MPK	992.76	992.76	992.76	0.00	0.00
		PSH	1080.00	1080.00	1000.00	0.00	8.00
		QTA	936.00	936.00	936.00	0.00	0.00
032 Vegetable Oils Refined							
2154101. SOYABEAN COOKING OIL TIN	5 LTR.	LAH	940.00	940.00	940.00	0.00	0.00
		FAS	960.00	960.00	1000.00	0.00	-4.00
		RAW	982.50	982.50	957.50	0.00	2.61
		MUL	1024.00	1024.00	982.00	0.00	4.28
		KAR	985.00	985.00	985.00	0.00	0.00
		HYD	1024.00	1024.00	1010.00	0.00	1.39
		SKR	985.00	985.00	940.00	0.00	4.79
		MPK	970.00	970.00	970.00	0.00	0.00
		PSH	987.50	987.50	970.00	0.00	1.80
		BNU	1000.00	1000.00	900.00	0.00	11.11
		QTA	915.00	915.00	915.00	0.00	0.00
2154301. SUN FLOWER COOKING OIL	5 LTR.	LAH	940.00	940.00	940.00	0.00	0.00
		FAS	875.00	875.00	830.00	0.00	5.42
		RAW	982.50	982.50	957.50	0.00	2.61
		MUL	1045.00	1045.00	1045.00	0.00	0.00
		GJT	1045.00	1045.00	1045.00	0.00	0.00
		KAR	985.00	985.00	985.00	0.00	0.00
		HYD	880.00	880.00	880.00	0.00	0.00
		SKR	880.00	880.00	870.00	0.00	1.15
		PSH	1062.50	1062.50	1015.00	0.00	4.68
		MNG	920.00	920.00	875.00	0.00	5.14
		QTA	900.00	900.00	900.00	0.00	0.00
2154401. MUSTARD & RAPE SEED OIL.	40 KG.	LAH	5650.00	5550.00	5950.00	1.80	-5.04
		RAW	7275.00	7275.00	7275.00	0.00	0.00
		MUL	5550.00	5550.00	5825.00	0.00	-4.72
		KSR	5550.00	5450.00	5950.00	1.83	-6.72
		KAR	6500.00	6500.00	6500.00	0.00	0.00
		HYD	5600.00	5600.00	5800.00	0.00	-3.45
		MPK	5520.00	5600.00	5700.00	-1.43	-3.16
		PSH	7250.00	7250.00	7250.00	0.00	0.00
		BNU	6200.00	6200.00	6500.00	0.00	-4.62
		QTA	6000.00	6000.00	5800.00	0.00	3.45
2154801. COTTON SEED OIL	40 KG.	LAH	5525.00	5425.00	5750.00	1.84	-3.91
		MUL	5100.00	5100.00	4950.00	0.00	3.03
		GUJ	7000.00	7000.00	7000.00	0.00	0.00
		SAR	5081.00	5081.00	5265.00	0.00	-3.49
		KAR	5850.00	5850.00	6090.00	0.00	-3.94
		HYD	5000.00	4850.00	5350.00	3.09	-6.54
		SKR	4720.00	5040.00	5520.00	-6.35	-14.49
		NWB	6000.00	6000.00	5950.00	0.00	0.84
		PSH	5800.00	5900.00	5800.00	-1.69	0.00

Contd.

7.10 Intercity Wholesale Prices of Selected Commodities

Group/Commodity/Item Specification	Unit	City	Prices (Rs.)			% Change in Feb.-14 Over	
			Feb, 2014	Jan, 2014	Feb, 2013	Jan, 14	Feb, 13
2154901. RAFHAN CORN OIL	2.00 LT	LAH	600.00	600.00	525.00	0.00	14.29
		FAS	615.00	615.00	630.00	0.00	-2.38
		RAW	537.50	537.50	500.00	0.00	7.50
		MUL	606.00	606.00	564.00	0.00	7.45
		KAR	547.50	547.50	525.00	0.00	4.29
		HYD	617.01	617.01	610.00	0.00	1.15
		MPK	607.00	607.00	510.00	0.00	19.02
		PSH	620.00	620.00	570.00	0.00	8.77
		MNG	630.00	630.00	590.00	0.00	6.78
		QTA	535.00	535.00	535.00	0.00	0.00
033 Vegetable Ghee							
2159001. VEGETABLE GHEE(16 KG TIN)	EACH	LAH	2470.00	2450.00	2300.00	0.82	7.39
		RAW	2437.50	2462.50	2382.50	-1.02	2.31
		MUL	2520.00	2540.00	2580.00	-0.79	-2.33
		SKT	2430.00	2430.00	2320.00	0.00	4.74
		KAR	2455.00	2475.00	2610.00	-0.81	-5.94
		SKR	2325.00	2350.00	2280.00	-1.06	1.97
		MPK	2250.00	2280.00	2200.00	-1.32	2.27
		PSH	2620.00	2620.00	2555.00	0.00	2.54
		MNG	2580.00	2600.00	2540.00	-0.77	1.57
		QTA	2775.00	2775.00	2675.00	0.00	3.74
2159002. VEGETABLE GHEE(DALDA/TULO/HABIB/505 KG.		LAH	995.00	995.00	995.00	0.00	0.00
		FAS	932.50	925.00	925.00	0.81	0.81
		RAW	992.50	992.50	957.50	0.00	3.66
		MUL	976.00	946.86	995.00	3.08	-1.91
		SAR	1010.00	1200.00	1200.00	-15.83	-15.83
		GJT	970.00	970.00	1080.00	0.00	-10.19
		KAR	982.50	982.50	982.50	0.00	0.00
		HYD	966.00	966.00	966.00	0.00	0.00
		SKR	940.00	940.00	950.00	0.00	-1.05
		PSH	970.00	970.00	970.00	0.00	0.00
		QTA	1015.00	1015.00	1050.00	0.00	-3.33
034 Oil Cakes							
2171001. COTTON SEED OIL CAKES	40 KG.	LAH	1350.00	1350.00	1125.00	0.00	20.00
		FAS	1250.00	975.00	900.00	28.21	38.89
		MUL	1125.00	1125.00	850.00	0.00	32.35
		SAR	1075.00	1075.00	858.00	0.00	25.29
		BPR	1325.00	1225.00	1025.00	8.16	29.27
		HYD	975.00	975.00	780.00	0.00	25.00
		SKR	1178.95	1126.32	575.89	4.67	104.72
		MPK	960.00	1040.00	720.00	-7.69	33.33
		PSH	1000.00	975.00	1020.00	2.56	-1.96
		QTA	925.00	925.00	925.00	0.00	0.00
2171002. MUSTARD & RAPSEED OIL CAKES	40 KG.	LAH	1250.00	1250.00	1075.00	0.00	16.28
		FAS	1380.00	1425.00	1150.00	-3.16	20.00
		MUL	1375.00	1375.00	1225.00	0.00	12.24
		SAR	1150.00	1150.00	1273.00	0.00	-9.66
		BPR	1475.00	1475.00	1225.00	0.00	20.41
		HYD	1300.00	1325.00	1200.00	-1.89	8.33
		SKR	1461.54	1410.00	1282.05	3.66	14.00
		MPK	1450.00	1500.00	1150.00	-3.33	26.09

Contd.

7.10 Intercity Wholesale Prices of Selected Commodities

Group/Commodity/Item Specification	Unit	City	Prices (Rs.)			% Change in Feb.-14 Over	
			Feb, 2014	Jan, 2014	Feb, 2013	Jan, 14	Feb, 13
		PSH	1200.00	1200.00	1000.00	0.00	20.00
		QTA	950.00	950.00	900.00	0.00	5.56
2211002. MILK PAK/HALEEB/NESTLE (LITRE)	DOZ.	LAH	1019.00	1019.00	1019.00	0.00	0.00
		FAS	972.50	972.50	1000.00	0.00	-2.75
		RAW	1075.00	1075.00	1019.00	0.00	5.50
		KAR	1080.00	1080.00	1056.00	0.00	2.27
		HYD	1075.00	1075.00	1020.00	0.00	5.39
		SKR	980.00	980.00	1020.00	0.00	-3.92
		PSH	1050.00	1050.00	1019.00	0.00	3.04
		MNG	1020.00	1020.00	1020.00	0.00	0.00
036 Milk & Cream in Solid Form							
2221101. POWD.MILK EVERYDAY(NESTLE)1KG.	EACH	LAH	620.00	590.00	500.00	5.08	24.00
		RAW	620.00	620.00	500.00	0.00	24.00
		MUL	620.00	620.00	518.50	0.00	19.58
		KAR	620.00	620.00	512.50	0.00	20.98
		HYD	621.00	621.00	500.00	0.00	24.20
		SKR	560.00	560.00	540.00	0.00	3.70
		PSH	620.00	620.00	525.00	0.00	18.10
		BNU	600.00	600.00	500.00	0.00	20.00
		QTA	465.00	465.00	465.00	0.00	0.00
2221201. POWDERED MILK(SKIMMED)/BAG 25 KG EACH		LAH	9550.00	8500.00	8325.00	12.35	14.71
		RAW	10900.00	10900.00	9550.00	0.00	14.14
		MUL	10600.00	11250.00	8900.00	-5.78	19.10
		KAR	15900.00	15900.00	9400.00	0.00	69.15
		PSH	14500.00	14500.00	9400.00	0.00	54.26
		QTA	7000.00	7000.00	7500.00	0.00	-6.67
2221202. POWDERED MILK NIDO (1 KG. POLY BA EACH		LAH	692.00	590.00	579.00	17.29	19.52
		RAW	690.00	690.00	547.00	0.00	26.14
		GUJ	692.00	579.00	560.00	19.52	23.57
		KAR	620.00	620.00	560.00	0.00	10.71
		HYD	625.00	610.00	578.00	2.46	8.13
		PSH	620.00	620.00	575.00	0.00	7.83
037 Ice Cream							
2227001. ICE CREAM POLKA/WALLS	DOZ.	LAH	324.00	324.00	319.00	0.00	1.57
		RAW	442.50	442.50	387.50	0.00	14.19
		KAR	264.00	264.00	237.50	0.00	11.16
		HYD	378.00	378.00	240.00	0.00	57.50
		SKR	198.00	198.00	198.00	0.00	0.00
		QTA	384.00	384.00	264.00	0.00	45.45
038 Dairy Products N.E.C							
2229001. MILO(200 GM. PACK) NESTLE	EACH	LAH	177.00	177.00	177.00	0.00	0.00
		FAS	175.00	175.00	150.00	0.00	16.67
		RAW	143.50	143.50	133.50	0.00	7.49
		MUL	140.00	140.00	140.00	0.00	0.00
		KAR	174.00	174.00	171.00	0.00	1.75
		HYD	134.50	134.50	130.00	0.00	3.46
		MPK	180.00	180.00	150.00	0.00	20.00
		PSH	150.00	150.00	190.00	0.00	-21.05
		MNG	140.00	140.00	135.00	0.00	3.70
		QTA	150.00	150.00	150.00	0.00	0.00

Contd.

7.10 Intercity Wholesale Prices of Selected Commodities

Group/Commodity/Item Specification	Unit	City	Prices (Rs.)			% Change in Feb.-14 Over	
			Feb, 2014	Jan, 2014	Feb, 2013	Jan, 14	Feb, 13
2229002. LACTOGEN(SOFT PACK 400 GM)	EACH	LAH	350.00	350.00	320.00	0.00	9.38
		FAS	350.00	350.00	320.00	0.00	9.38
		RAW	355.00	355.00	320.00	0.00	10.94
		MUL	347.00	347.00	319.37	0.00	8.65
		KAR	348.00	348.00	274.00	0.00	27.01
		HYD	350.00	350.00	325.00	0.00	7.69
		MPK	350.00	350.00	320.00	0.00	9.38
		PSH	341.00	341.00	319.00	0.00	6.90
		QTA	370.00	370.00	325.00	0.00	13.85
039 Wheat Flour							
2311001. WHEAT FLOUR SUP. QLT.	80 KG.	LAH	3714.00	3714.00	2975.00	0.00	24.84
		FAS	3375.00	3350.00	2800.00	0.75	20.54
		RAW	3825.00	3825.00	3312.50	0.00	15.47
		MUL	3390.00	3450.00	2870.00	-1.74	18.12
		GUJ	3225.00	3225.00	2770.00	0.00	16.43
		SAR	3280.00	3280.00	3000.00	0.00	9.33
		SKT	3600.00	3600.00	2960.00	0.00	21.62
		GJT	3600.00	3385.00	2780.00	6.35	29.50
		KAR	3275.00	3275.00	3080.00	0.00	6.33
		HYD	3750.00	3750.00	3300.00	0.00	13.64
		SKR	3520.00	3520.00	3160.00	0.00	11.39
		LRK	3280.00	3360.00	3280.00	-2.38	0.00
		PSH	3575.00	3575.00	3150.00	0.00	13.49
		QTA	3520.00	3520.00	2900.00	0.00	21.38
2311002. WHEAT FLOUR AVG. QLT.	80 KG.	LAH	3140.00	3140.00	2635.00	0.00	19.17
		FAS	3110.00	3120.00	2680.00	-0.32	16.04
		RAW	3287.50	3287.50	2737.50	0.00	20.09
		MUL	3130.00	3130.00	2670.00	0.00	17.23
		SAH	2800.00	2800.00	2640.00	0.00	6.06
		SAR	3000.00	3000.00	2640.00	0.00	13.64
		BPR	3140.00	3140.00	2640.00	0.00	18.94
		GJT	3300.00	3280.00	2680.00	0.61	23.13
		KAR	3142.50	3142.50	3100.00	0.00	1.37
		HYD	3600.00	3550.00	3320.00	1.41	8.43
		SKR	3380.00	3330.00	3020.00	1.50	11.92
		LRK	3200.00	3280.00	3120.00	-2.44	2.56
		MPK	3360.00	3360.00	3040.00	0.00	10.53
		PSH	3400.00	3400.00	2890.00	0.00	17.65
		MNG	3400.00	3320.00	2920.00	2.41	16.44
		QTA	3340.00	3340.00	2650.00	0.00	26.04
2311003. WHEAT FLOUR/BAG OF 10 KG.	EACH	LAH	392.00	392.00	340.00	0.00	15.29
		FAS	410.00	410.00	335.00	0.00	22.39
		RAW	395.00	395.00	340.00	0.00	16.18
		MUL	400.00	400.00	350.00	0.00	14.29
		GUJ	392.50	392.50	335.00	0.00	17.16
		SKT	395.00	395.00	335.00	0.00	17.91
		BPR	405.00	405.00	330.00	0.00	22.73
		GJT	385.00	385.00	330.00	0.00	16.67
		KAR	419.00	419.00	387.50	0.00	8.13
		HYD	450.00	445.00	415.00	1.12	8.43
		SKR	428.00	423.50	382.50	1.06	11.90

Contd.

7.10 Intercity Wholesale Prices of Selected Commodities

Group/Commodity/Item Specification	Unit	City	Prices (Rs.)			% Change in Feb.-14 Over	
			Feb, 2014	Jan, 2014	Feb, 2013	Jan, 14	Feb, 13
2311004. MAIDA AVG. QLTY.	80 KG.	LRK	415.00	410.00	410.00	1.22	1.22
		MPK	435.00	435.00	390.00	0.00	11.54
		NWB	420.00	420.00	340.00	0.00	23.53
		PSH	435.00	435.00	355.00	0.00	22.54
		QTA	430.00	430.00	350.00	0.00	22.86
		LAH	3700.00	3700.00	3075.00	0.00	20.33
		FAS	3700.00	3550.00	3100.00	4.23	19.35
		RAW	3875.00	3875.00	3312.50	0.00	16.98
		MUL	3675.00	3675.00	3110.00	0.00	18.17
		SAR	3700.00	3760.00	3120.00	-1.60	18.59
		BPR	3870.00	3870.00	3300.00	0.00	17.27
		GJT	3800.00	3800.00	3000.00	0.00	26.67
		KAR	3592.50	3592.50	3340.00	0.00	7.56
		HYD	3750.00	3750.00	3400.00	0.00	10.29
		SKR	3740.00	3700.00	3225.00	1.08	15.97
		MPK	3700.00	3700.00	3200.00	0.00	15.63
		2311005. SUJI	85 KG.	PSH	3900.00	3850.00	3200.00
MNG	3950.00			3950.00	3295.00	0.00	19.88
QTA	4400.00			4400.00	2950.00	0.00	49.15
LAH	3987.50			3987.50	3275.00	0.00	21.76
FAS	3900.00			3675.00	3250.00	6.12	20.00
RAW	3962.50			3962.50	3337.50	0.00	18.73
MUL	3875.00			3875.00	3300.00	0.00	17.42
SAH	4000.00			4000.00	3600.00	0.00	11.11
BPR	4080.00			4080.00	3450.00	0.00	18.26
GJT	4165.00			4165.00	3264.00	0.00	27.60
KAR	3592.50			3592.50	3602.00	0.00	-0.26
HYD	3750.00			3750.00	3500.00	0.00	7.14
SKR	3927.00			4377.50	3357.50	-10.29	16.96
MPK	3950.00			3950.00	3200.00	0.00	23.44
PSH	3850.00			3850.00	3260.00	0.00	18.10
QTA	4200.00			4200.00	3400.00	0.00	23.53
2311006. CERELAC WHEAT(400 GM.)	EACH			LAH	197.33	197.33	197.33
		FAS	220.00	220.00	205.00	0.00	7.32
		RAW	251.43	251.43	226.00	0.00	11.25
		MUL	206.75	206.75	206.75	0.00	0.00
		KAR	198.00	198.00	198.00	0.00	0.00
		HYD	220.00	220.00	179.00	0.00	22.91
		MPK	210.00	210.00	159.70	0.00	31.50
		PSH	206.00	206.00	206.00	0.00	0.00
		MNG	240.00	240.00	240.00	0.00	0.00
		QTA	180.00	180.00	180.00	0.00	0.00
		040 Other Cereal Flour	85 KG.	LAH	5255.00	4475.00	7760.00
2312001. BESAN	85 KG.	LAH	5255.00	4475.00	7760.00	17.43	-32.28
FAS	5100.00	4460.00	6800.00	14.35	-25.00		
RAW	5650.00	6025.00	7625.00	-6.22	-25.90		
MUL	4900.00	4900.00	7350.00	0.00	-33.33		
GUJ	5400.00	5000.00	7865.00	8.00	-31.34		
SAR	4950.00	4950.00	7650.00	0.00	-35.29		
SKT	5900.00	5000.00	7225.00	18.00	-18.34		
GJT	5364.00	4710.00	7212.50	13.89	-25.63		
KSR	5300.00	4250.00	7815.00	24.71	-32.18		

Contd.

7.10 Intercity Wholesale Prices of Selected Commodities

Group/Commodity/Item Specification	Unit	City	Prices (Rs.)			% Change in Feb.-14 Over	
			Feb, 2014	Jan, 2014	Feb, 2013	Jan, 14	Feb, 13
		KAR	5865.00	5185.00	8135.00	13.11	-27.90
		HYD	5200.00	5200.00	8200.00	0.00	-36.59
		SKR	5418.75	4675.00	7862.50	15.91	-31.08
		MPK	5950.00	5780.00	8400.00	2.94	-29.17
		PSH	5500.00	5500.00	8750.00	0.00	-37.14
		QTA	7750.00	8250.00	8270.00	-6.06	-6.29
041 Sugar Refined							
2352001. SUGAR REFINED(BAG)	50 KG.	LAH	2420.00	2650.00	2465.00	-8.68	-1.83
		FAS	2395.00	2425.00	2450.00	-1.24	-2.24
		RAW	2460.00	2512.50	2562.50	-2.09	-4.00
		MUL	2335.00	2395.00	2377.50	-2.51	-1.79
		GUJ	2390.00	2460.00	2505.00	-2.85	-4.59
		SKT	2375.00	2450.00	2450.00	-3.06	-3.06
		GJT	2390.00	2460.00	2450.00	-2.85	-2.45
		KAR	2372.50	2355.00	2410.00	0.74	-1.56
		HYD	2360.00	2360.00	2500.00	0.00	-5.60
		MPK	2320.00	2340.00	2400.00	-0.85	-3.33
		PSH	2410.00	2460.00	2450.00	-2.03	-1.63
		MNG	2445.00	2500.00	2490.00	-2.20	-1.81
		QTA	2450.00	2300.00	2460.00	6.52	-0.41
2352002. GUR AVG. QLTY.	40 KG.	LAH	2550.00	2895.00	2275.00	-11.92	12.09
		MUL	1975.00	2100.00	1900.00	-5.95	3.95
		SAR	2600.00	2600.00	2100.00	0.00	23.81
		SKT	3000.00	3000.00	2700.00	0.00	11.11
		KSR	2450.00	2675.00	2050.00	-8.41	19.51
		KAR	2100.00	2100.00	2090.00	0.00	0.48
		HYD	2300.00	2300.00	2000.00	0.00	15.00
		SKR	1900.00	2100.00	1900.00	-9.52	0.00
		PSH	2820.00	2560.00	2420.00	10.16	16.53
		MNG	2900.00	3000.00	2800.00	-3.33	3.57
		QTA	2950.00	2950.00	2850.00	0.00	3.51
042 Chocolate							
2366001. CHOCOLATE CANDY (NOW)	DOZ.	LAH	52.00	52.00	52.00	0.00	0.00
		RAW	54.50	54.50	54.50	0.00	0.00
		BPR	55.00	55.00	55.00	0.00	0.00
		KSR	52.00	52.00	52.00	0.00	0.00
		KAR	52.00	52.00	52.00	0.00	0.00
		PSH	51.00	51.00	51.00	0.00	0.00
		QTA	54.00	54.00	54.00	0.00	0.00
043 Sugar Confectionary							
2367001. TOFFEE (HILAL)	DOZ.	LAH	10.00	10.00	10.00	0.00	0.00
		RAW	10.00	10.00	10.00	0.00	0.00
		GUJ	10.00	10.00	10.00	0.00	0.00
		SKT	10.00	10.00	10.00	0.00	0.00
		BPR	10.97	10.97	10.97	0.00	0.00
		KSR	10.00	10.00	10.00	0.00	0.00
		KAR	10.00	10.00	10.00	0.00	0.00
		HYD	10.00	10.00	10.00	0.00	0.00
		LRK	10.50	10.50	10.50	0.00	0.00
		PSH	12.00	12.00	12.00	0.00	0.00
		QTA	10.00	10.00	10.00	0.00	0.00

Contd.

7.10 Intercity Wholesale Prices of Selected Commodities

Group/Commodity/Item Specification	Unit	City	Prices (Rs.)			% Change in Feb.-14 Over	
			Feb, 2014	Jan, 2014	Feb, 2013	Jan, 14	Feb, 13
2391301. TEA LIPTON YELLOW LABEL 200 G.PKT	06 PKT.	LAH	948.00	948.00	824.20	0.00	15.02
		FAS	828.94	828.94	750.00	0.00	10.53
		RAW	832.50	832.50	782.50	0.00	6.39
		MUL	798.96	798.96	781.86	0.00	2.19
		SKT	989.00	989.00	840.00	0.00	17.74
		KAR	990.00	990.00	720.00	0.00	37.50
		HYD	799.02	799.02	781.86	0.00	2.19
		SKR	781.73	879.22	749.74	-11.09	4.27
		PSH	853.00	860.00	768.00	-0.81	11.07
		MNG	960.00	960.00	834.00	0.00	15.11
2391302. TEA SUPREME 200 G. PKT.	06 PKT.	LAH	880.00	880.00	751.78	0.00	17.06
		FAS	751.31	681.58	720.00	10.23	4.35
		RAW	692.50	692.50	720.00	0.00	-3.82
		MUL	656.28	656.28	713.58	0.00	-8.03
		SKT	720.00	720.00	672.00	0.00	7.14
		KAR	990.00	990.00	720.00	0.00	37.50
		HYD	656.34	656.34	713.40	0.00	-8.00
		SKR	672.83	821.58	749.74	-18.11	-10.26
		PSH	815.00	828.00	756.00	-1.57	7.80
		MNG	878.94	878.94	789.00	0.00	11.40
2391303. TEA LOOSE	KG.	LAH	455.00	455.00	490.00	0.00	-7.14
		FAS	515.00	515.00	505.00	0.00	1.98
		RAW	485.00	492.50	482.50	-1.52	0.52
		MUL	475.00	475.00	390.00	0.00	21.79
		SKT	350.00	350.00	335.00	0.00	4.48
		GJT	460.00	460.00	500.00	0.00	-8.00
		KAR	470.00	470.00	445.00	0.00	5.62
		HYD	470.00	470.00	480.00	0.00	-2.08
		SKR	480.00	480.00	480.00	0.00	0.00
		MPK	290.00	300.00	335.00	-3.33	-13.43
2391304. TEA TAPAL MIXTURE (200 G) PKT.	06 PKT	LAH	880.00	880.00	835.00	0.00	5.39
		FAS	721.05	731.58	720.00	-1.44	0.15
		RAW	705.00	705.00	709.00	0.00	-0.56
		MUL	705.60	705.60	698.40	0.00	1.03
		KAR	842.00	842.00	670.00	0.00	25.67
		HYD	708.00	708.00	711.60	0.00	-0.51
		PSH	752.00	820.00	685.00	-8.29	9.78
		MNG	730.00	730.00	690.00	0.00	5.80
		QTA	860.00	860.00	670.00	0.00	28.36
		045 Spices					
2392101. BLACK PEPPER 50 G.PKT.(NATIONAL)	EACH	LAH	88.90	72.88	67.88	21.98	30.97
		RAW	88.00	75.00	70.00	17.33	25.71
		MUL	67.89	67.89	67.98	0.00	-0.13
		SKT	67.00	67.00	67.00	0.00	0.00
		KAR	78.00	78.00	78.00	0.00	0.00
		HYD	75.00	75.00	75.00	0.00	0.00
MPK	69.25	69.25	69.25	0.00	0.00		

Contd.

7.10 Intercity Wholesale Prices of Selected Commodities

Group/Commodity/Item Specification	Unit	City	Prices (Rs.)			% Change in Feb.-14 Over	
			Feb, 2014	Jan, 2014	Feb, 2013	Jan, 14	Feb, 13
		PSH	87.00	72.00	68.00	20.83	27.94
		MNG	65.00	65.00	75.00	0.00	-13.33
		QTA	69.00	69.00	69.00	0.00	0.00
2392201. RED CHILLIES(200 G PKT.NATIONAL)	EACH	LAH	95.00	95.00	155.00	0.00	-38.71
		FAS	96.32	96.32	105.00	0.00	-8.27
		RAW	96.50	96.50	112.50	0.00	-14.22
		MUL	95.52	95.52	109.17	0.00	-12.50
		SKT	115.00	115.00	165.00	0.00	-30.30
		KAR	100.00	100.00	152.00	0.00	-34.21
		HYD	105.00	105.00	170.00	0.00	-38.24
		MPK	96.50	96.50	154.66	0.00	-37.61
		PSH	96.00	96.00	159.00	0.00	-39.62
		MNG	105.00	105.00	180.00	0.00	-41.67
		QTA	92.00	92.00	176.00	0.00	-47.73
2392402. CORRIANDER PWD.200 G. PKT.NAT.	EACH	LAH	70.93	70.93	70.93	0.00	0.00
		FAS	70.78	70.78	64.20	0.00	10.25
		RAW	77.50	77.50	67.50	0.00	14.81
		MUL	67.60	67.60	69.58	0.00	-2.85
		SKT	70.00	70.00	70.00	0.00	0.00
		KAR	75.00	75.00	108.00	0.00	-30.56
		HYD	77.00	77.00	77.00	0.00	0.00
		MPK	68.41	68.41	68.41	0.00	0.00
		PSH	70.00	66.54	66.54	5.20	5.20
		MNG	70.00	70.00	75.00	0.00	-6.67
		QTA	81.60	81.60	71.00	0.00	14.93
2392601. CLOVES	40 KG.	LAH	55500.00	55500.00	50000.00	0.00	11.00
		RAW	44250.00	44250.00	42900.00	0.00	3.15
		MUL	59000.00	53000.00	47000.00	11.32	25.53
		KAR	59000.00	59000.00	44000.00	0.00	34.09
		HYD	54500.00	54500.00	51000.00	0.00	6.86
		MPK	54000.00	54000.00	53000.00	0.00	1.89
		PSH	48500.00	48500.00	44000.00	0.00	10.23
		QTA	51000.00	51000.00	24000.00	0.00	112.50
046 Other Food Products							
2399401. VINEGAR SYNTHETIC (SIRKA)	DOZ.	LAH	660.00	660.00	660.00	0.00	0.00
		RAW	765.00	765.00	582.50	0.00	31.33
		KAR	430.00	430.00	430.00	0.00	0.00
		PSH	570.00	570.00	570.00	0.00	0.00
		QTA	786.00	786.00	786.00	0.00	0.00
2399901. TURMERIC POWDER(50 G.PKT.NATIONA	EACH	LAH	31.50	31.50	31.50	0.00	0.00
		FAS	31.96	31.96	32.00	0.00	-0.13
		RAW	30.00	30.00	30.00	0.00	0.00
		MUL	31.69	31.69	30.17	0.00	5.04
		SKT	35.00	35.00	35.00	0.00	0.00
		KAR	52.00	52.00	52.00	0.00	0.00
		HYD	39.00	39.00	39.00	0.00	0.00
		SKR	31.69	31.69	37.00	0.00	-14.35
		MPK	32.00	32.00	36.00	0.00	-11.11
		PSH	31.20	31.20	31.20	0.00	0.00
		MNG	30.00	30.00	39.00	0.00	-23.08
		QTA	36.00	36.00	36.00	0.00	0.00

Contd.

7.10 Intercity Wholesale Prices of Selected Commodities

Group/Commodity/Item Specification	Unit	City	Prices (Rs.)			% Change in Feb.-14 Over	
			Feb, 2014	Jan, 2014	Feb, 2013	Jan, 14	Feb, 13
047 Mineral Water							
2441001. MINERAL WATER NESTLE(1.5 LTR)	DOZ.	LAH	480.00	480.00	425.00	0.00	12.94
		FAS	405.00	405.00	390.00	0.00	3.85
		RAW	467.50	467.50	432.50	0.00	8.09
		MUL	460.00	460.00	419.00	0.00	9.79
		GUJ	450.00	450.00	420.00	0.00	7.14
		SKT	419.00	419.00	419.00	0.00	0.00
		KAR	420.00	420.00	399.00	0.00	5.26
		HYD	470.00	470.00	422.00	0.00	11.37
		SKR	450.00	450.00	420.00	0.00	7.14
		MPK	418.00	418.00	418.00	0.00	0.00
		PSH	443.00	443.00	400.00	0.00	10.75
		QTA	528.00	528.00	444.00	0.00	18.92
048 Beverages							
2449001. COCA COLA(CRATE OF 24 BOTTLES)	EACH	LAH	394.00	394.00	312.00	0.00	26.28
		FAS	396.00	396.00	322.00	0.00	22.98
		RAW	362.50	362.50	312.00	0.00	16.19
		MUL	354.00	354.00	326.00	0.00	8.59
		SKT	323.00	323.00	323.00	0.00	0.00
		GJT	396.00	396.00	322.00	0.00	22.98
		KAR	375.00	375.00	327.50	0.00	14.50
		HYD	480.00	480.00	324.00	0.00	48.15
		SKR	325.00	325.00	325.00	0.00	0.00
		MPK	330.00	330.00	330.00	0.00	0.00
		PSH	325.00	325.00	322.00	0.00	0.93
		BNU	405.00	405.00	325.00	0.00	24.62
		MNG	395.00	395.00	325.00	0.00	21.54
		QTA	360.00	360.00	360.00	0.00	0.00
2449002. SEVEN UP (CRATE OF 24 BOTTLES)	EACH	LAH	394.00	394.00	312.00	0.00	26.28
		FAS	396.00	396.00	323.00	0.00	22.60
		RAW	362.50	362.50	312.00	0.00	16.19
		MUL	354.00	354.00	326.00	0.00	8.59
		SKT	323.00	323.00	323.00	0.00	0.00
		GJT	396.00	396.00	323.00	0.00	22.60
		KAR	375.00	375.00	327.50	0.00	14.50
		HYD	324.00	324.00	324.00	0.00	0.00
		SKR	325.00	325.00	325.00	0.00	0.00
		MPK	330.00	330.00	330.00	0.00	0.00
		PSH	325.00	325.00	322.00	0.00	0.93
		BNU	405.00	405.00	325.00	0.00	24.62
		MNG	395.00	395.00	325.00	0.00	21.54
		QTA	360.00	360.00	360.00	0.00	0.00
2449003. MAKKA COLA (CRATE OF 24 BOTTLES)	EACH	MUL	280.00	280.00	260.00	0.00	7.69
		GUJ	280.00	280.00	260.00	0.00	7.69
		SKT	270.00	270.00	247.00	0.00	9.31
		PSH	410.00	410.00	410.00	0.00	0.00
		BNU	322.00	322.00	322.00	0.00	0.00
		MNG	322.00	322.00	322.00	0.00	0.00
2449004. PEPSI COLA (CRATE OF 24 BOTTLES)	EACH	LAH	394.00	394.00	312.00	0.00	26.28
		FAS	396.00	396.00	323.00	0.00	22.60
		RAW	362.50	362.50	312.00	0.00	16.19
		MUL	354.00	354.00	326.00	0.00	8.59

Contd.

7.10 Intercity Wholesale Prices of Selected Commodities

Group/Commodity/Item Specification	Unit	City	Prices (Rs.)			% Change in Feb.-14 Over	
			Feb, 2014	Jan, 2014	Feb, 2013	Jan, 14	Feb, 13
		SKT	396.00	396.00	323.00	0.00	22.60
		GJT	394.00	394.00	322.00	0.00	22.36
		KAR	385.00	385.00	330.00	0.00	16.67
		HYD	324.00	324.00	324.00	0.00	0.00
		SKR	325.00	325.00	325.00	0.00	0.00
		PSH	325.00	325.00	322.00	0.00	0.93
		BNU	405.00	405.00	325.00	0.00	24.62
		MNG	395.00	395.00	325.00	0.00	21.54
		QTA	408.00	408.00	408.00	0.00	0.00
049 Tobacco Products							
2502001. CIGARETTES K-2 10'S (FILTER)	1000	KAR	1790.00	1790.00	1550.00	0.00	15.48
2502002. CIGARETTES MELBOURNE	1000	KAR	1892.45	1892.45	1625.00	0.00	16.46
2502003. CIGARETTES CAPSTAN LSFT 10 SS	1000	KAR	1892.45	1892.45	1625.00	0.00	16.46
2502004. CIGARETTES GOLD LEAF (KSFT) 20	1000	KAR	4184.95	4184.95	3600.00	0.00	16.25
3b) Textiles & Apparels							
050 Cotton Yarn							
2636001. COTTON YARN 10/1 POPULAR FIBER	10 LB.	KAR	1150.00	1150.00	1080.00	0.00	6.48
2636002. COTTON YARN 16/1 MGM	10 LB.	KAR	1250.00	1237.50	1270.00	1.01	-1.57
2636003. COTTON YARN 21/1 SURIYA TEXTILE	10 LB.	KAR	1310.00	1310.00	1360.00	0.00	-3.68
2636004. COTTON YARN 42/1 ABDULLAH TEXTILE	10 LB.	KAR	1600.00	1600.00	1600.00	0.00	0.00
2636005. COTTON YARN 20/2 BAJWA	10 LB.	KAR	1380.00	1365.00	1350.00	1.10	2.22
051 Nylon Yarn							
2643001. NYLON YARN RUPALI(PAK)50/72/00	LB.	KAR	115.00	115.00	108.00	0.00	6.48
2643002. NYLON YARN GRATON 50/36/00FLAT	LB.	KAR	99.00	103.25	127.00	-4.12	-22.05
2643003. NYLON YARN GRATON 75/48/0 DTY	LB.	KAR	115.00	115.00	108.00	0.00	6.48
052 Blended Yarn							
2645001. BLND.YARN 30/1 A.A TEX.Z.TW PVC	LB.	KAR	144.00	144.00	145.00	0.00	-0.69
2645002. BLND.YARN 40/1 SANA	LB.	KAR	160.00	160.00	160.00	0.00	0.00
2645003. BLND.YARN 60/1 PP AGAR	LB.	KAR	124.00	124.00	124.00	0.00	0.00
2645004. BLND.YARN 30/1 A.A TEX.COMBED	LB.	KAR	156.00	158.00	148.00	-1.27	5.41
2645005. BLND.YARN 40/1 A.A. TEXTILE	LB.	KAR	143.00	143.00	143.00	0.00	0.00
053 Woven Fabrics							
2654001. LIGHT WEIGHT WORSTED (L.PUR)	MTR.	LAH	555.00	555.00	555.00	0.00	0.00
		RAW	1037.50	1037.50	825.00	0.00	25.76
		KAR	1380.00	1380.00	1300.00	0.00	6.15
2654002. HEAVY WEIGHT SUITING (L.PUR)	MTR.	LAH	875.00	875.00	875.00	0.00	0.00
		RAW	1325.00	1325.00	1075.00	0.00	23.26
		KAR	1930.00	1930.00	1800.00	0.00	7.22
2654003. TWEED (LAWRENCEPUR)	MTR.	LAH	777.50	777.50	777.50	0.00	0.00
		RAW	1125.00	1125.00	925.00	0.00	21.62
		KAR	1610.00	1610.00	1500.00	0.00	7.33
2654004. WORSTED (LAWRENCEPUR)	MTR.	LAH	790.00	790.00	790.00	0.00	0.00
		RAW	1175.00	1175.00	975.00	0.00	20.51
		KAR	1620.00	1620.00	1500.00	0.00	8.00
054 Cotton Fabrics							
2662001. LATHA GUL AHMED 90000 SUP. QLTY.	40 MTR.	LAH	7500.00	7500.00	6800.00	0.00	10.29
		FAS	8400.00	8400.00	8400.00	0.00	0.00
		RAW	4975.00	4975.00	4675.00	0.00	6.42
		MUL	8095.00	8095.00	8095.00	0.00	0.00
		KAR	7082.50	7082.50	7000.00	0.00	1.18
		HYD	7000.00	7000.00	6400.00	0.00	9.38

Contd.

7.10 Intercity Wholesale Prices of Selected Commodities

Group/Commodity/Item Specification	Unit	City	Prices (Rs.)			% Change in Feb.-14 Over	
			Feb, 2014	Jan, 2014	Feb, 2013	Jan, 14	Feb, 13
			2662002. LATHA PRESIDENT SUP. QLTY.	40 MTR.	LAH	3450.00	3450.00
		MUL	6000.00	6000.00	6000.00	0.00	0.00
		KAR	3682.50	3682.50	3600.00	0.00	2.29
2662003. LATHA MAST QALANDER SUP. QLTY.	40 MTR.	MUL	4800.00	4800.00	4120.00	0.00	16.50
		KAR	2810.00	2810.00	2600.00	0.00	8.08
2662004. LATHA MUGHAL-E-AZAM SUP. QLTY.	40 MTR.	LAH	3650.00	3650.00	3650.00	0.00	0.00
		FAS	5500.00	5500.00	5300.00	0.00	3.77
		RAW	4775.00	4775.00	4475.00	0.00	6.70
		MUL	5680.00	5680.00	5200.00	0.00	9.23
		KAR	2620.00	2620.00	2440.00	0.00	7.38
		HYD	4500.00	4500.00	4150.00	0.00	8.43
055 Other Fabrics							
2669001. LAWN AVG. QLTY.	MTR.	LAH	75.50	75.50	75.50	0.00	0.00
		FAS	92.50	92.50	91.00	0.00	1.65
		RAW	102.50	102.50	82.50	0.00	24.24
		MUL	115.00	115.00	95.00	0.00	21.05
		KAR	95.00	95.00	62.50	0.00	52.00
		HYD	100.00	100.00	90.00	0.00	11.11
		SKR	45.00	45.00	45.00	0.00	0.00
		QTA	110.00	110.00	100.00	0.00	10.00
2669002. LAWN SUP. QLTY.	MTR.	LAH	177.50	177.50	177.50	0.00	0.00
		FAS	230.00	230.00	240.00	0.00	-4.17
		RAW	172.50	172.50	142.50	0.00	21.05
		MUL	190.00	190.00	170.00	0.00	11.76
		KAR	207.50	207.50	155.00	0.00	33.87
		QTA	132.50	132.50	122.50	0.00	8.16
2669003. GREY CLOTH 52"	MTR.	LAH	39.50	39.50	39.50	0.00	0.00
		FAS	58.50	58.50	58.50	0.00	0.00
		RAW	41.00	41.00	41.00	0.00	0.00
		MUL	90.00	90.00	62.00	0.00	45.16
		KAR	67.50	67.50	67.50	0.00	0.00
		LTK	105.00	105.00	105.00	0.00	0.00
2669004. GREY CLOTH 98"	MTR.	LAH	59.50	59.50	59.50	0.00	0.00
		FAS	115.00	115.00	115.00	0.00	0.00
		KAR	80.00	80.00	80.00	0.00	0.00
2669005. DRILL DYED	MTR.	LAH	54.50	54.50	54.50	0.00	0.00
		FAS	85.00	85.00	62.00	0.00	37.10
		RAW	32.50	32.50	32.50	0.00	0.00
		KAR	67.50	67.50	67.50	0.00	0.00
		QTA	55.00	55.00	55.00	0.00	0.00
056 Silk & Reyon Fabrics							
2679001. KT. SHIRTING AL-KARAM SUP. QLTY.	MTR.	LAH	64.50	64.50	64.50	0.00	0.00
		RAW	102.50	102.50	87.50	0.00	17.14
		KAR	82.50	82.50	66.50	0.00	24.06
2679002. KT. SHIRTING TOYOBO SUP. QLTY.	MTR.	FAS	212.50	212.50	212.50	0.00	0.00
		RAW	102.50	102.50	87.50	0.00	17.14
		MUL	85.00	85.00	80.00	0.00	6.25
		KAR	72.50	72.50	62.50	0.00	16.00
		QTA	73.00	73.00	73.00	0.00	0.00
2679003. WOOLY FLAT	MTR.	LAH	30.50	30.50	30.50	0.00	0.00

Contd.

7.10 Intercity Wholesale Prices of Selected Commodities

Group/Commodity/Item Specification	Unit	City	Prices (Rs.)			% Change in Feb.-14 Over	
			Feb, 2014	Jan, 2014	Feb, 2013	Jan, 14	Feb, 13
		KAR	39.00	39.00	39.00	0.00	0.00
		QTA	62.50	62.50	62.50	0.00	0.00
2679004. SILK AVG. QLTY.	MTR.	LAH	49.00	49.00	49.00	0.00	0.00
		RAW	47.50	47.50	47.50	0.00	0.00
		MUL	95.00	95.00	80.00	0.00	18.75
		KAR	41.00	41.00	41.00	0.00	0.00
		SKR	30.00	30.00	30.00	0.00	0.00
		QTA	55.00	55.00	55.00	0.00	0.00
2679005. SILK SUP. QLTY.	MTR.	LAH	74.50	74.50	74.50	0.00	0.00
		FAS	237.50	237.50	237.50	0.00	0.00
		RAW	77.50	77.50	77.50	0.00	0.00
		QTA	75.00	75.00	75.00	0.00	0.00
2679006. LINEN STAR MILL KARACHI	MTR.	LAH	97.50	97.50	97.50	0.00	0.00
		KAR	97.50	97.50	85.00	0.00	14.71
		QTA	78.00	78.00	78.00	0.00	0.00
057 Towels							
2684001. TOWEL MED SIZE AVG. QLTY.	DOZ.	LAH	1550.00	1550.00	1399.00	0.00	10.79
		FAS	1650.00	1650.00	1650.00	0.00	0.00
		KSR	1550.00	1550.00	1120.00	0.00	38.39
		KAR	1640.00	1640.00	1170.00	0.00	40.17
		SKR	1800.00	1800.00	1800.00	0.00	0.00
		PSH	2200.00	2200.00	1680.00	0.00	30.95
		QTA	1410.00	1410.00	1410.00	0.00	0.00
058 Blankets							
2711001. BLANKET MOONLITE SINGLE	EACH	LAH	2400.00	2400.00	1900.00	0.00	26.32
		RAW	2725.00	2725.00	2275.00	0.00	19.78
		KAR	1830.00	1830.00	1590.00	0.00	15.09
2711002. BLANKET MOONLITE DOUBLE	EACH	LAH	3000.00	3000.00	2500.00	0.00	20.00
		RAW	3125.00	3125.00	2675.00	0.00	16.82
		KAR	2335.00	2335.00	2150.00	0.00	8.60
059 Bed Sheets							
2712001. BED SHEET COTTON SINGLE AVG. QLTY.	DOZ.	LAH	3250.00	3250.00	2450.00	0.00	32.65
		FAS	4300.00	4300.00	4300.00	0.00	0.00
		KAR	3420.00	3420.00	2650.00	0.00	29.06
		SKR	3600.00	3600.00	3600.00	0.00	0.00
		PSH	4800.00	4800.00	3600.00	0.00	33.33
		QTA	2750.00	2750.00	2750.00	0.00	0.00
2712002. BED SHEET COTTON DOUBLE AVG. QLTY.	DOZ.	LAH	5650.00	5650.00	3800.00	0.00	48.68
		FAS	4900.00	4900.00	4900.00	0.00	0.00
		KAR	4200.00	4200.00	3300.00	0.00	27.27
		SKR	7800.00	7800.00	7800.00	0.00	0.00
		PSH	9600.00	9600.00	8000.00	0.00	20.00
		QTA	4250.00	4250.00	4250.00	0.00	0.00
060 Quilts							
2718001. READY MADE QUILT	EACH	LAH	750.00	750.00	687.50	0.00	9.09
		RAW	737.50	737.50	637.50	0.00	15.69
		KAR	760.00	760.00	675.00	0.00	12.59
		PSH	875.00	875.00	710.00	0.00	23.24
		QTA	600.00	600.00	600.00	0.00	0.00
061 Woolen Carpets							
2721001. WOOLEN CARPET	SQ.FT.	LAH	44.50	44.50	42.00	0.00	5.95

Contd.

7.10 Intercity Wholesale Prices of Selected Commodities

Group/Commodity/Item Specification	Unit	City	Prices (Rs.)			% Change in Feb.-14 Over	
			Feb, 2014	Jan, 2014	Feb, 2013	Jan, 14	Feb, 13
		KAR	51.00	51.00	47.50	0.00	7.37
062 Synthetic Carpets							
2729001. SYNTHETIC CARPET	SQ.FT.	LAH	21.50	21.50	20.00	0.00	7.50
		RAW	23.50	23.50	23.50	0.00	0.00
		KAR	45.50	45.50	45.00	0.00	1.11
		QTA	46.50	46.50	46.50	0.00	0.00
063 Hosiery Products							
2821001. UNDER WEAR MED. SIZE AVG. QLTY.	DOZ.	LAH	975.00	975.00	780.00	0.00	25.00
		FAS	780.00	780.00	780.00	0.00	0.00
		RAW	1475.00	1475.00	1112.50	0.00	32.58
		KAR	775.00	775.00	715.00	0.00	8.39
		SKR	780.00	780.00	780.00	0.00	0.00
		PSH	850.00	850.00	850.00	0.00	0.00
		QTA	420.00	420.00	420.00	0.00	0.00
2821002. VEST (BANYAN)MED. SIZE AVG. QLTY.	DOZ.	LAH	1025.00	1025.00	780.00	0.00	31.41
		FAS	900.00	900.00	900.00	0.00	0.00
		RAW	1475.00	1475.00	1112.50	0.00	32.58
		KAR	775.00	775.00	715.00	0.00	8.39
		SKR	1322.50	1322.50	1322.50	0.00	0.00
		PSH	1020.00	1020.00	1020.00	0.00	0.00
		QTA	720.00	720.00	720.00	0.00	0.00
2821003. SOCKS NYLON MIXED GENTS SUP. QLTY.	DOZ.	LAH	1075.00	1075.00	1032.50	0.00	4.12
		FAS	710.00	710.00	710.00	0.00	0.00
		RAW	812.50	812.50	762.50	0.00	6.56
		KAR	635.00	635.00	635.00	0.00	0.00
		SKR	860.00	860.00	860.00	0.00	0.00
		PSH	840.00	840.00	800.00	0.00	5.00
		QTA	620.00	620.00	610.00	0.00	1.64
2821004. SOCKS COTTON GENTS AVG. QLTY.	DOZ.	LAH	625.00	625.00	527.50	0.00	18.48
		FAS	510.00	510.00	510.00	0.00	0.00
		KAR	580.00	580.00	570.00	0.00	1.75
064 Readymade Garments							
2823101. PANTS GENTS (W&W) AVG. QLTY.	DOZ.	LAH	3575.00	3575.00	3355.00	0.00	6.56
		RAW	6250.00	6250.00	5750.00	0.00	8.70
		KAR	4900.00	4900.00	4450.00	0.00	10.11
2823102. SHORT	DOZ.	LAH	955.00	955.00	810.00	0.00	17.90
		KAR	1122.00	1122.00	1090.00	0.00	2.94
		HYD	2000.00	2000.00	820.00	0.00	143.90
2823103. AWAMI SUIT(W&W) AVG. QLTY.	DOZ.	LAH	4525.00	4525.00	4525.00	0.00	0.00
		RAW	7950.00	7950.00	7450.00	0.00	6.71
		KAR	4985.00	4985.00	4500.00	0.00	10.78
		QTA	4800.00	4800.00	4800.00	0.00	0.00
2823201. SHIRT GENTS (W&W) AVG. QLTY.	DOZ.	LAH	3225.00	3225.00	3225.00	0.00	0.00
		RAW	3725.00	3725.00	3550.00	0.00	4.93
		KAR	3060.00	3060.00	2500.00	0.00	22.40
2823301. GIRL'S FROCK (W&W)	DOZ.	LAH	6650.00	6650.00	6650.00	0.00	0.00
		RAW	7100.00	7100.00	6750.00	0.00	5.19
		KAR	4560.00	4560.00	4430.00	0.00	2.93

Contd.

7.10 Intercity Wholesale Prices of Selected Commodities

Group/Commodity/Item Specification	Unit	City	Prices (Rs.)			% Change in Feb.-14 Over	
			Feb, 2014	Jan, 2014	Feb, 2013	Jan, 14	Feb, 13
			3c) Leather Products				
065 Leather Without Hair							
2912001. SOLE LEATHER 5 MM GR-1	KG.	SAH	500.00	470.00	284.00	6.38	76.06
		KSR	425.00	400.00	275.00	6.25	54.55
2912002. SOLE LEATHER 4.5 MM GR-1	KG.	SAH	480.00	460.00	310.00	4.35	54.84
		KSR	420.00	420.00	285.00	0.00	47.37
2912003. SOLE LEATHER 4 MM GR-1	KG.	SAH	470.00	450.00	315.00	4.44	49.21
		KSR	410.00	410.00	312.50	0.00	31.20
066 Other Leather N.E.C							
2913001. CHROME LEATHER COW ANALINE GR-I	DM.	SAH	45.00	42.00	21.00	7.14	114.29
		KSR	33.00	30.00	13.25	10.00	149.06
2913002. CHROME LEATHER COW ANALINE GR-II	DM.	SAH	43.00	40.00	18.00	7.50	138.89
		KSR	30.00	28.00	12.25	7.14	144.90
2913003. CHROME LEATHER BUFF CALF (SUP)	DM.	SAH	38.00	35.00	16.00	8.57	137.50
		KSR	27.00	25.00	6.75	8.00	300.00
2913004. CHROME LEATHER BUFF CALF (B)	DM.	SAH	27.00	25.00	7.60	8.00	255.26
		KSR	24.00	22.00	6.10	9.09	293.44
067 Footwears							
2933001. GENTS SHOES PAUL BATA	PAIR	LAH	818.23	818.23	772.97	0.00	5.86
2933002. GENTS SANDAL BATA	PAIR	LAH	572.51	572.51	601.40	0.00	-4.80
2933003. GENTS SLATE CHAPPAL BATA	PAIR	LAH	110.08	110.08	110.08	0.00	0.00
2933004. LADIES SANDAL BATA (EMOZIAN)	PAIR	LAH	490.61	490.61	514.71	0.00	-4.68
2933005. LADIES SPOUNG CHAPPAL BATA(TROPIC	PAIR	LAH	109.52	109.52	128.23	0.00	-14.59
2933006. CHILD SHOE POWER LIFE BATA	PAIR	LAH	285.85	285.85	257.36	0.00	11.07
2933007. GENTS SHOES ART 1109 SERVIS	PAIR	LAH	477.00	477.00	477.00	0.00	0.00
2933008. CHEETAH 50 SIZE 3.5	PAIR	LAH	679.00	679.00	679.00	0.00	0.00
2933009. SERVIS SHOES WOMEN	PAIR	LAH	370.00	370.00	370.00	0.00	0.00
2933010. SERVIS SHOES CHILDREN	PAIR	LAH	257.00	257.00	257.00	0.00	0.00
4. Other Transportable Goods							
068 Timber							
3131001. TIMBER SHEESHAM	CMT.	LAH	52089.00	52089.00	30546.50	0.00	70.52
		RAW	56503.50	56503.50	48558.00	0.00	16.36
		KAR	45425.00	45425.00	44900.00	0.00	1.17
		PSH	42378.00	42378.00	26000.00	0.00	62.99
		QTA	43200.00	43200.00	43200.00	0.00	0.00
3131002. TIMBER KERUING PINE WOOD	CMT.	RAW	59152.00	59152.00	48558.00	0.00	21.82
		KAR	46900.00	46900.00	46000.00	0.00	1.96
3131003. TIMBER PERTAL	CMT.	LAH	24366.50	24366.50	24366.50	0.00	0.00
		RAW	45026.00	45026.00	36197.50	0.00	24.39
		KAR	34700.00	34700.00	33700.00	0.00	2.97
		PSH	52372.00	52372.00	26000.00	0.00	101.43
		QTA	31050.00	31050.00	31050.00	0.00	0.00
3131004. TIMBER CHIR	CMT.	LAH	18098.50	18098.50	18098.50	0.00	0.00
		RAW	39729.00	39729.00	30900.00	0.00	28.57
		KAR	26350.00	26350.00	25600.00	0.00	2.93
3131005. TIMBER DEODAR	CMT.	RAW	92701.00	92701.00	82989.50	0.00	11.70
		KAR	90950.00	90950.00	88600.00	0.00	2.65
		PSH	95358.00	95358.00	72000.00	0.00	32.44
		QTA	76950.00	76950.00	76950.00	0.00	0.00
3131006. TIMBER TEAK WOOD	CMT.	LAH	97997.50	97997.50	97997.50	0.00	0.00
		KAR	108300.00	108300.00	107750.00	0.00	0.51

Contd.

7.10 Intercity Wholesale Prices of Selected Commodities

Group/Commodity/Item Specification	Unit	City	Prices (Rs.)			% Change in Feb.-14 Over			
			Feb, 2014	Jan, 2014	Feb, 2013	Jan, 14	Feb, 13		
069 Printing Paper									
3212901. OFFSET PAPER FLYING FINISH	KG.	KAR	86.00	86.00	87.00	0.00	-1.15		
3212902. ART PAPER "LEYKAM"/CHINA	KG.	KAR	114.00	114.00	110.33	0.00	3.33		
3212903. PRINTING PAPER ROYAL CENTURY	KG.	KAR	90.00	90.00	86.00	0.00	4.65		
3212904. PHOTOSTAT PAPER 210X297 A-4(80GM)	KG.	KAR	370.00	370.00	250.00	0.00	48.00		
070 Hard Board									
3213301. KRAFT LINES BOARD (BRAZIL-125)	KG.	KAR	110.00	110.00	92.67	0.00	18.70		
071 Coke									
3310001. COKE	MT.	KAR	60000.00	60000.00	60000.00	0.00	0.00		
072 Motor Spirit									
3331001. MOTOR SPRIT 87 RON	LTR.	KAR	112.70	112.70	102.19	0.00	10.28		
073 Diesel Oil									
3333001. DIESEL OIL LIGHT SPEED (BULK)	LTR.	KAR	101.17	101.17	94.27	0.00	7.32		
3333002. DIESEL OIL HIGH SPEED(BULK)	LTR.	KAR	116.69	116.69	109.61	0.00	6.46		
074 Kerosine Oil									
3334001. KEROSINE OIL	LTR.	KAR	107.86	107.86	99.22	0.00	8.71		
075 Furnace Oil									
3337001. HIGH SULPHUR FURNACE OIL(HSFO)	MT.	KAR	66199.00	66660.00	61340.50	-0.69	7.92		
076 Mobil Oil									
3338001. HAVOLINE MOBIL OIL PETROL ENGN.	4 LTR.	FAS	1950.00	1950.00	1770.00	0.00	10.17		
		RAW	1912.50	1912.50	1837.50	0.00	4.08		
		MUL	1660.00	1660.00	1605.00	0.00	3.43		
		GJT	1660.00	1660.00	1590.00	0.00	4.40		
		KAR	2000.00	2000.00	1800.00	0.00	11.11		
		PSH	1540.00	1540.00	1808.00	0.00	-14.82		
		QTA	1670.00	1670.00	1670.00	0.00	0.00		
		FAS	1600.00	1600.00	1415.00	0.00	13.07		
		RAW	1887.50	1887.50	1812.50	0.00	4.14		
3338002. HAVOLINE MOBIL OIL CNG ENGN.	4 LTR.	MUL	1720.00	1720.00	1565.00	0.00	9.90		
		GJT	1720.00	1720.00	1560.00	0.00	10.26		
		KAR	1720.00	1720.00	1600.00	0.00	7.50		
		PSH	1640.00	1640.00	1660.00	0.00	-1.20		
		QTA	1685.00	1685.00	1685.00	0.00	0.00		
		077 Chemicals							
		3414001. STEARIC ACID	LB.	LAH	95.00	95.00	95.00	0.00	0.00
				KAR	104.50	104.50	104.50	0.00	0.00
		3414002. ACETIC ACID	LB.	LAH	54.50	54.50	46.00	0.00	18.48
KAR	48.50			48.50	41.75	0.00	16.17		
PSH	60.00			60.00	43.00	0.00	39.53		
3414003. TARTARIC POWDER	50 KG.	LAH	16500.00	16500.00	15000.00	0.00	10.00		
		KAR	8987.50	8987.50	8800.00	0.00	2.13		
3414004. CITRIC ACID	50 KG.	LAH	5900.00	5900.00	5300.00	0.00	11.32		
		KAR	6512.50	6512.50	4750.00	0.00	37.11		
		PSH	7500.00	7500.00	5400.00	0.00	38.89		
		M.T.	KAR	42000.00	42000.00	34500.00	0.00	21.74	
3414006. BLEACHING POWDER	50 KG.	LAH	1975.00	1975.00	1700.00	0.00	16.18		
		KSR	1950.00	1950.00	1650.00	0.00	18.18		
		KAR	1200.00	1200.00	1660.00	0.00	-27.71		
		PSH	2000.00	2000.00	1900.00	0.00	5.26		
3414007. GLUCOSE POWDER	50 KG.	LAH	5000.00	5000.00	5500.00	0.00	-9.09		
		KAR	4500.00	4500.00	4050.00	0.00	11.11		

Contd.

7.10 Intercity Wholesale Prices of Selected Commodities

Group/Commodity/Item Specification	Unit	City	Prices (Rs.)			% Change in Feb.-14 Over	
			Feb, 2014	Jan, 2014	Feb, 2013	Jan, 14	Feb, 13
		PSH	5000.00	5000.00	4300.00	0.00	16.28
3422001. ZINC OXIDE	50 KG.	LAH	19000.00	19000.00	18000.00	0.00	5.56
		PSH	16000.00	16000.00	15000.00	0.00	6.67
3423101. CAUSTIC SODA	50 KG.	LAH	3900.00	3900.00	3400.00	0.00	14.71
		KSR	3900.00	3900.00	3450.00	0.00	13.04
		KAR	3932.50	3932.50	3400.00	0.00	15.66
		PSH	5000.00	5000.00	3700.00	0.00	35.14
3423102. SULPHURIC ACID	100 KG.	LAH	2500.00	2500.00	2500.00	0.00	0.00
		KAR	2150.00	2150.00	2000.00	0.00	7.50
		PSH	2200.00	2200.00	1800.00	0.00	22.22
3423103. MERCURY	KG.	LAH	16000.00	16000.00	16000.00	0.00	0.00
		KAR	12300.00	12300.00	18000.00	0.00	-31.67
		PSH	15000.00	15000.00	16500.00	0.00	-9.09
3424001. SODA ASH LIGHT 80 KG. BAG	BAG	LAH	3800.00	3800.00	3200.00	0.00	18.75
		KSR	3725.00	3725.00	3250.00	0.00	14.62
		KAR	2000.00	2000.00	1900.00	0.00	5.26
		PSH	3520.00	3520.00	2975.00	0.00	18.32
3424002. SODIUM BI- CARBONATE.	50 KG.	LAH	2250.00	2250.00	1900.00	0.00	18.42
		KAR	2300.00	2300.00	2000.00	0.00	15.00
		PSH	2200.00	2200.00	2000.00	0.00	10.00
3424003. SALT EPSUM	100 KG.	LAH	1600.00	1600.00	1700.00	0.00	-5.88
		KAR	1252.50	1252.50	1232.50	0.00	1.62
		PSH	1800.00	1800.00	1800.00	0.00	0.00
078 Dyeing Material							
3431001. DYES RED B-BASE	LB.	KAR	250.00	250.00	250.00	0.00	0.00
3431002. DYES ORITEX JAPAN RED HR-2.	LB.	KAR	225.00	225.00	241.67	0.00	-6.90
3431003. DYED REACTIVE VIOLET H-3R	LB.	KAR	140.00	140.00	130.00	0.00	7.69
079 Fertilizers							
3461101. SONA UREA	MT.	LAH	35500.00	35500.00	34600.00	0.00	2.60
		FAS	38400.00	37500.00	35000.00	2.40	9.71
		MUL	37000.00	36000.00	34800.00	2.78	6.32
		PSH	39000.00	38600.00	36400.00	1.04	7.14
3461102. KISAN UREA	MT.	LAH	35500.00	35500.00	34600.00	0.00	2.60
		FAS	37200.00	37000.00	34000.00	0.54	9.41
		MUL	36000.00	33000.00	33300.00	9.09	8.11
		GUJ	35600.00	36400.00	33000.00	-2.20	7.88
		PSH	37000.00	38000.00	35000.00	-2.63	5.71
3461401. CALCIUM AMMONIUM NITRATE	MT.	LAH	31000.00	31000.00	29000.00	0.00	6.90
		FAS	31000.00	30700.00	29000.00	0.98	6.90
		MUL	30000.00	28000.00	27600.00	7.14	8.70
		GUJ	30000.00	30000.00	30000.00	0.00	0.00
		PSH	31000.00	31000.00	29600.00	0.00	4.73
3462101. SINGLE SUPPER PHOSPHATE (GR) 18PC	MT.	LAH	20000.00	20000.00	23000.00	0.00	-13.04
		FAS	21000.00	19500.00	22000.00	7.69	-4.55
		MUL	19200.00	18000.00	20200.00	6.67	-4.95
		GUJ	18000.00	18000.00	22000.00	0.00	-18.18
		PSH	20000.00	20000.00	24000.00	0.00	-16.67
3462102. SINGLE SUPER PHOSPHATE (PD) 18PC	MT.	LAH	21000.00	21000.00	21000.00	0.00	0.00
		FAS	21950.00	21950.00	21950.00	0.00	0.00
		MUL	21900.00	21900.00	21900.00	0.00	0.00
		GUJ	22000.00	22000.00	22000.00	0.00	0.00
		PSH	25100.00	25100.00	25100.00	0.00	0.00

Contd.

7.10 Intercity Wholesale Prices of Selected Commodities

Group/Commodity/Item Specification	Unit	City	Prices (Rs.)			% Change in Feb.-14 Over	
			Feb, 2014	Jan, 2014	Feb, 2013	Jan, 14	Feb, 13
3462103. TRIPLE SUPER PHOSPHATE (GR)	MT.	LAH	61750.00	61750.00	61750.00	0.00	0.00
		FAS	61850.00	61850.00	61850.00	0.00	0.00
		MUL	62050.00	62050.00	62050.00	0.00	0.00
		GUJ	66000.00	66000.00	62000.00	0.00	6.45
		PSH	60000.00	60000.00	60000.00	0.00	0.00
3463201. SULPHATE OF POTASH	MT.	LAH	84000.00	84000.00	79000.00	0.00	6.33
		MUL	83600.00	83600.00	82600.00	0.00	1.21
		KSR	84000.00	84000.00	82500.00	0.00	1.82
3464101. NITRO PHOSPHATE	MT.	LAH	48000.00	48000.00	52100.00	0.00	-7.87
		FAS	50500.00	47500.00	52000.00	6.32	-2.88
		MUL	48600.00	47400.00	50600.00	2.53	-3.95
		GUJ	50000.00	48000.00	51000.00	4.17	-1.96
3464201. DIA-AMMONIUM PHOSPHATE	MT.	PSH	49000.00	48000.00	52000.00	2.08	-5.77
		LAH	69000.00	69000.00	78000.00	0.00	-11.54
		FAS	72000.00	67500.00	80000.00	6.67	-10.00
		MUL	71600.00	65600.00	77600.00	9.15	-7.73
3464401. NITROGEN PHOSPHATE AND POTACIUM	MT.	GUJ	67000.00	66000.00	78000.00	1.52	-14.10
		PSH	69000.00	66000.00	79000.00	4.55	-12.66
		LAH	60000.00	60000.00	60000.00	0.00	0.00
		GUJ	58000.00	58000.00	60000.00	0.00	-3.33
		SAR	62920.00	62920.00	62000.00	0.00	1.48
		HYD	61760.00	61760.00	62700.00	0.00	-1.50
080 Pesticides							
3466101. THIODAN 35 EC(AGRICULTURE) 1 LTR	BOTTLE	LAH	580.00	580.00	580.00	0.00	0.00
		FAS	1050.00	1050.00	950.00	0.00	10.53
		MUL	850.00	850.00	600.00	0.00	41.67
		SAR	875.00	850.00	750.00	2.94	16.67
		GJT	500.00	500.00	500.00	0.00	0.00
		HYD	750.00	750.00	830.00	0.00	-9.64
		MPK	600.00	600.00	600.00	0.00	0.00
3466102. DURSBAN TC(TERMITICIDE CONC.)	BOTTLE	LAH	1050.00	1050.00	1050.00	0.00	0.00
		FAS	1265.00	1265.00	1250.00	0.00	1.20
		MUL	1450.00	1450.00	1450.00	0.00	0.00
		SAR	1000.00	1000.00	1000.00	0.00	0.00
3466103. SANSABZ (VEGETABLES) 1 LTR.	BOTTLE	LAH	210.00	210.00	210.00	0.00	0.00
		FAS	360.00	360.00	350.00	0.00	2.86
		MUL	255.00	255.00	140.00	0.00	82.14
		SAR	250.00	250.00	250.00	0.00	0.00
		GJT	400.00	400.00	400.00	0.00	0.00
3466104. MALATHION (ALL ANIMALS) 1 LTR.	BOTTLE	LAH	470.00	470.00	470.00	0.00	0.00
		FAS	980.00	980.00	880.00	0.00	11.36
		GUJ	800.00	800.00	650.00	0.00	23.08
		GJT	800.00	800.00	330.00	0.00	142.42
081 Insecticides							
3471001. L-D POLYTHYLENE	LB.	KAR	104.25	100.13	81.25	4.11	28.31
							Contd.
3473001. POLYSTRENE GP.	55 LB.	KAR	3691.00	3691.00	3691.00	0.00	0.00
082 Paints & Varnishes							
3511001. SYN CLEAR VARNISH (BUXLYS)	3 LTR.	LAH	1050.00	1050.00	825.00	0.00	27.27
		KAR	1020.00	1020.00	1005.00	0.00	1.49
3511002. SYN CLEAR VARNISH (BERGER)	3 LTR.	LAH	1150.00	1150.00	864.00	0.00	33.10
		KAR	1210.00	1210.00	1190.00	0.00	1.68

Contd.

7.10 Intercity Wholesale Prices of Selected Commodities

Group/Commodity/Item Specification	Unit	City	Prices (Rs.)			% Change in Feb.-14 Over	
			Feb, 2014	Jan, 2014	Feb, 2013	Jan, 14	Feb, 13
3511003. SYN ENAMEL VIP (BERGER)	3.6 LTR	LAH	1700.00	1700.00	1375.00	0.00	23.64
		RAW	1245.00	1225.00	1062.50	1.63	17.18
		KAR	1440.00	1440.00	1400.00	0.00	2.86
3511004. SYN ENAMEL 413 (BUXLYS)	3.6 LTR	LAH	1370.00	1370.00	1200.00	0.00	14.17
		RAW	1235.00	1220.00	1062.50	1.23	16.24
		KAR	1440.00	1440.00	1400.00	0.00	2.86
3511005. VIP PLASTIC EMULSION (BERGER)	4 LTR.	LAH	1750.00	1750.00	1350.00	0.00	29.63
		RAW	1477.50	1437.50	1287.50	2.78	14.76
		KAR	850.00	850.00	750.00	0.00	13.33
3511006. PLASTIC BOUND DISTEMPER(BUXLYS)	6 KG.	LAH	1210.00	1210.00	1150.00	0.00	5.22
		RAW	925.00	905.00	762.50	2.21	21.31
		KAR	760.00	760.00	750.00	0.00	1.33
3511007. ICI PLASTIC EMULSION	4 LTR	LAH	1800.00	1800.00	1390.00	0.00	29.50
		RAW	1635.00	1615.00	1412.50	1.24	15.75
		KAR	1620.00	1620.00	1600.00	0.00	1.25
083 Medicines							
3526001. PANADOL TAB. (200)	PACKET	LAH	153.00	153.00	153.00	0.00	0.00
		RAW	165.00	165.00	165.00	0.00	0.00
		MUL	153.00	153.00	153.00	0.00	0.00
		KAR	187.20	187.20	187.20	0.00	0.00
		MPK	153.00	153.00	119.00	0.00	28.57
		PSH	155.00	155.00	155.00	0.00	0.00
		QTA	180.00	180.00	180.00	0.00	0.00
3526002. DISPRIN TAB. (600)	PACKET	LAH	525.00	525.00	525.00	0.00	0.00
		RAW	372.50	372.50	372.50	0.00	0.00
		MUL	510.00	510.00	510.00	0.00	0.00
		KAR	459.00	459.00	459.00	0.00	0.00
		MPK	360.00	360.00	360.00	0.00	0.00
		PSH	516.00	516.00	516.00	0.00	0.00
		QTA	440.00	440.00	440.00	0.00	0.00
3526003. FLAGYL TAB. (200)	PACKET	LAH	170.00	170.00	170.00	0.00	0.00
		RAW	255.00	255.00	255.00	0.00	0.00
		MUL	255.00	255.00	255.00	0.00	0.00
		KAR	260.00	260.00	260.00	0.00	0.00
		MPK	260.00	260.00	260.00	0.00	0.00
		PSH	172.00	172.00	172.00	0.00	0.00
		QTA	170.00	170.00	170.00	0.00	0.00
3526004. VENTOLIN TAB.(100)	PACKET	LAH	73.10	73.10	73.10	0.00	0.00
		RAW	73.00	73.00	73.00	0.00	0.00
		MUL	105.20	105.20	105.20	0.00	0.00
		KAR	86.53	86.53	86.53	0.00	0.00
		MPK	73.20	73.20	88.79	0.00	-17.56
		PSH	74.00	74.00	74.00	0.00	0.00
		QTA	73.20	73.20	73.20	0.00	0.00
3526005. DAONIL TAB. (60)	PACKET	LAH	75.12	75.12	75.12	0.00	0.00
		RAW	75.00	75.00	75.00	0.00	0.00
		MUL	75.05	75.05	75.05	0.00	0.00
		KAR	88.00	88.00	88.00	0.00	0.00
		MPK	76.00	76.00	76.00	0.00	0.00
		PSH	78.00	78.00	78.00	0.00	0.00
		QTA	88.00	88.00	88.00	0.00	0.00

Contd.

7.10 Intercity Wholesale Prices of Selected Commodities

Group/Commodity/Item Specification	Unit	City	Prices (Rs.)			% Change in Feb.-14 Over	
			Feb, 2014	Jan, 2014	Feb, 2013	Jan, 14	Feb, 13
3526006. ENTOX TAB. (100)	PACKET	LAH	87.50	87.50	87.50	0.00	0.00
		RAW	73.00	73.00	73.00	0.00	0.00
		MUL	85.00	85.00	85.00	0.00	0.00
		KAR	100.00	100.00	100.00	0.00	0.00
		MPK	85.00	85.00	85.00	0.00	0.00
		PSH	86.00	86.00	86.00	0.00	0.00
		QTA	85.00	85.00	85.00	0.00	0.00
3526007. CALCIUM TAB. 1000 SANDOZ	06 BOTT	LAH	622.00	622.00	622.00	0.00	0.00
		RAW	620.00	620.00	620.00	0.00	0.00
		MUL	622.20	622.20	622.20	0.00	0.00
		KAR	732.00	732.00	732.00	0.00	0.00
		MPK	520.00	520.00	510.00	0.00	1.96
		PSH	630.00	630.00	630.00	0.00	0.00
		QTA	425.00	425.00	425.00	0.00	0.00
3526008. RENITEC TAB. 5 MG. (20)	PACKET	LAH	87.56	87.56	87.56	0.00	0.00
		RAW	90.00	90.00	90.00	0.00	0.00
		MUL	87.50	87.50	87.50	0.00	0.00
		KAR	100.00	100.00	100.00	0.00	0.00
		MPK	88.00	88.00	88.00	0.00	0.00
		PSH	87.30	87.30	87.30	0.00	0.00
		QTA	87.00	87.00	87.00	0.00	0.00
3526009. CARMINA (150 TABLETS)	06 BOTT	LAH	150.00	150.00	150.00	0.00	0.00
		RAW	120.00	120.00	120.00	0.00	0.00
		MUL	150.00	150.00	150.00	0.00	0.00
		KAR	156.00	156.00	156.00	0.00	0.00
		PSH	120.00	120.00	120.00	0.00	0.00
3526010. SUALIN (250 TAB.) STRIP	EACH	LAH	68.75	68.75	68.75	0.00	0.00
		RAW	78.00	78.00	78.00	0.00	0.00
		KAR	132.00	132.00	132.00	0.00	0.00
		PSH	150.00	150.00	150.00	0.00	0.00
3526011. SANCOS SYRUP 60 MG.	06 BOTT	LAH	331.50	331.50	331.50	0.00	0.00
		RAW	137.00	137.00	137.00	0.00	0.00
		MUL	280.50	280.50	135.00	0.00	107.78
		KAR	156.00	156.00	156.00	0.00	0.00
		MPK	285.00	285.00	249.90	0.00	14.05
		PSH	300.00	300.00	300.00	0.00	0.00
		QTA	275.00	275.00	275.00	0.00	0.00
3526012. PHENRGONE SYRUP 120 MG	06 BOTT	LAH	179.66	179.66	179.66	0.00	0.00
		RAW	142.00	142.00	142.00	0.00	0.00
		MUL	153.00	153.00	153.00	0.00	0.00
		KAR	198.00	198.00	198.00	0.00	0.00
		MPK	170.00	170.00	198.00	0.00	-14.14
		PSH	170.00	170.00	170.00	0.00	0.00
		QTA	195.00	195.00	195.00	0.00	0.00
3526013. CALPOL SYRUP	06 BOTT	LAH	135.00	135.00	135.00	0.00	0.00
		RAW	132.00	132.00	132.00	0.00	0.00
		MUL	127.50	127.50	127.50	0.00	0.00
		KAR	150.00	150.00	150.00	0.00	0.00
		MPK	129.00	129.00	129.00	0.00	0.00
		PSH	129.00	129.00	129.00	0.00	0.00
		QTA	125.00	125.00	125.00	0.00	0.00

Contd.

7.10 Intercity Wholesale Prices of Selected Commodities

Group/Commodity/Item Specification	Unit	City	Prices (Rs.)			% Change in Feb.-14 Over	
			Feb, 2014	Jan, 2014	Feb, 2013	Jan, 14	Feb, 13
3526014. HYDERLIN SYRUP	06 BOTT	LAH	300.90	300.90	300.90	0.00	0.00
		RAW	158.00	158.00	158.00	0.00	0.00
		MUL	300.90	300.90	300.90	0.00	0.00
		KAR	312.00	312.00	312.00	0.00	0.00
		MPK	312.00	312.00	312.00	0.00	0.00
		PSH	305.00	305.00	305.00	0.00	0.00
3526015. SAFI HAMDARD 100 ML	06 BOTT	LAH	228.00	228.00	228.00	0.00	0.00
		RAW	216.00	216.00	216.00	0.00	0.00
		MUL	210.00	210.00	210.00	0.00	0.00
		KAR	255.00	255.00	255.00	0.00	0.00
		PSH	240.00	240.00	240.00	0.00	0.00
		QTA	193.00	193.00	193.00	0.00	0.00
3526016. HONEY TUBE (HAMDARD)	06 TUBE	LAH	204.00	204.00	204.00	0.00	0.00
		KAR	510.00	510.00	510.00	0.00	0.00
		MPK	516.00	516.00	516.00	0.00	0.00
		PSH	480.00	480.00	480.00	0.00	0.00
		QTA	185.00	185.00	185.00	0.00	0.00
		3526017. BETNOVATE-N OINTMENT	06 TUBE	LAH	153.12	153.12	153.12
RAW	148.00			148.00	148.00	0.00	0.00
MUL	147.90			147.90	148.00	0.00	-0.07
KAR	148.00			148.00	148.00	0.00	0.00
MPK	156.00			156.00	156.00	0.00	0.00
PSH	150.00			150.00	150.00	0.00	0.00
3526018. BURNOL	06 TUBE	LAH	85.08	85.08	85.08	0.00	0.00
		RAW	82.00	82.00	82.00	0.00	0.00
		MUL	81.60	81.60	81.60	0.00	0.00
		KAR	96.00	96.00	96.00	0.00	0.00
		MPK	81.60	81.60	81.60	0.00	0.00
		PSH	87.00	87.00	87.00	0.00	0.00
3526019. O.R.S.FLAVOURED (SEARLE)	DOZEN	LAH	108.00	108.00	108.00	0.00	0.00
		RAW	163.50	163.50	275.00	0.00	-40.55
		MUL	153.80	153.80	275.40	0.00	-44.15
		KAR	137.70	137.70	137.70	0.00	0.00
		PSH	154.80	154.80	278.65	0.00	-44.45
		QTA	350.00	350.00	350.00	0.00	0.00
3526020. JOSHANDA HAMDARD	DOZEN	LAH	59.00	59.00	46.92	0.00	25.75
		MUL	62.40	62.40	62.40	0.00	0.00
		KAR	220.00	220.00	220.00	0.00	0.00
		MPK	123.84	123.84	123.84	0.00	0.00
		PSH	48.00	48.00	48.00	0.00	0.00
		QTA	221.00	221.00	85.00	0.00	160.00
3526021. COTTON BANDAGE 2" SIZE	06 NO.S	LAH	39.00	39.00	39.00	0.00	0.00
		RAW	48.00	48.00	48.00	0.00	0.00
		MUL	24.00	24.00	18.00	0.00	33.33
		KAR	28.50	28.50	28.50	0.00	0.00
		MPK	54.00	54.00	54.00	0.00	0.00
		PSH	22.00	22.00	22.00	0.00	0.00

Contd.

7.10 Intercity Wholesale Prices of Selected Commodities

Group/Commodity/Item Specification	Unit	City	Prices (Rs.)			% Change in Feb.-14 Over	
			Feb, 2014	Jan, 2014	Feb, 2013	Jan, 14	Feb, 13
084 Soaps & Detergents							
3532101. LIFE BOUY SOAP (125 GM.)	DOZ.	LAH	401.00	401.00	365.00	0.00	9.86
		RAW	377.50	377.50	345.00	0.00	9.42
		KSR	401.00	401.00	365.00	0.00	9.86
		KAR	396.00	396.00	366.00	0.00	8.20
		PSH	400.00	400.00	348.00	0.00	14.94
		QTA	360.00	360.00	358.00	0.00	0.56
3532102. LUX-STD. (70 GM.)	DOZ.	LAH	383.00	383.00	365.00	0.00	4.93
		RAW	361.00	361.00	321.00	0.00	12.46
		KAR	360.00	360.00	324.00	0.00	11.11
		PSH	342.50	342.50	312.00	0.00	9.78
		QTA	330.00	330.00	330.00	0.00	0.00
3532201. SUPER ACTIVE SURF (130 GM.)	DOZ.	LAH	230.00	230.00	220.00	0.00	4.55
		MUL	229.16	229.16	229.16	0.00	0.00
		KAR	232.00	232.00	232.00	0.00	0.00
		SKR	229.20	229.20	229.20	0.00	0.00
3532202. ARIEL (100 GM)	DOZ.	LAH	242.00	242.00	160.00	0.00	51.25
		GUJ	228.00	228.00	228.00	0.00	0.00
		KAR	156.00	156.00	156.00	0.00	0.00
		MPK	180.00	180.00	180.00	0.00	0.00
3532203. VIM DETERGENT POLY BAG (1000 G.)	DOZ.	LAH	630.00	630.00	450.00	0.00	40.00
		RAW	645.00	645.00	540.00	0.00	19.44
		KAR	540.00	540.00	540.00	0.00	0.00
		SKR	733.08	733.08	588.89	0.00	24.49
		PSH	648.00	648.00	550.00	0.00	17.82
		MNG	516.00	516.00	516.00	0.00	0.00
		QTA	486.00	486.00	486.00	0.00	0.00
3532204. MAXIMUM POWER BRITE POLYBAG(400 DOZ.		LAH	1404.00	1404.00	880.00	0.00	59.55
		RAW	862.50	862.50	862.50	0.00	0.00
		KAR	1020.00	1020.00	1020.00	0.00	0.00
		MPK	1416.00	1416.00	990.00	0.00	43.03
		PSH	1325.00	1325.00	1325.00	0.00	0.00
3532205. EXPRESS DETERGENT(1000GM)	DOZ.	KAR	1128.00	1128.00	1128.00	0.00	0.00
3532206. WASHING SOAP BETA/SUFI/GUY	DOZ.	LAH	5720.00	5720.00	5580.00	0.00	2.51
		RAW	3825.00	3825.00	3625.00	0.00	5.52
		KSR	5580.00	5580.00	5580.00	0.00	0.00
		SKR	5700.00	5700.00	5200.00	0.00	9.62
		PSH	6100.00	6100.00	5200.00	0.00	17.31
3532207. WASHING SOAP NYLON 101 CAKE	DOZ.	LAH	269.00	269.00	269.00	0.00	0.00
		RAW	237.50	237.50	227.50	0.00	4.40
		SAR	432.00	432.00	432.00	0.00	0.00
		BNU	180.00	180.00	180.00	0.00	0.00
		QTA	300.00	300.00	210.00	0.00	42.86
3532301. TOOTHPASTE MACLEAN'S (LARGE SIZE)	DOZ.	RAW	575.00	575.00	575.00	0.00	0.00
		KAR	1080.00	1080.00	1080.00	0.00	0.00
3532302. TOOTHPASTE FARHAN'S (STD. SIZE)	DOZ.	KAR	492.00	492.00	492.00	0.00	0.00
3532303. TALC SAMSOL/SWISS MISS (STD.SIZE)	DOZ.	RAW	565.00	565.00	565.00	0.00	0.00
		KAR	1092.00	1092.00	1056.00	0.00	3.41
3532304. PONDS COLD CREAM (MED SIZE.)	DOZ.	LAH	1200.00	1200.00	1200.00	0.00	0.00
		RAW	1127.50	1127.50	1025.00	0.00	10.00
		KAR	1109.00	1109.00	1200.00	0.00	-7.58

Contd.

7.10 Intercity Wholesale Prices of Selected Commodities

Group/Commodity/Item Specification	Unit	City	Prices (Rs.)			% Change in Feb.-14 Over	
			Feb, 2014	Jan, 2014	Feb, 2013	Jan, 14	Feb, 13
3532305. PONDS VANISHING CREAM (MED SIZE)	DOZ.	LAH	2450.00	2450.00	2450.00	0.00	0.00
		RAW	1127.50	1127.50	1025.00	0.00	10.00
		KAR	1009.00	1009.00	980.00	0.00	2.96
3532306. ADMIRAL SHAVING CREAM (MED.SIZE)	DOZ.	LAH	564.00	564.00	564.00	0.00	0.00
		RAW	625.00	625.00	605.00	0.00	3.31
		KAR	600.00	600.00	540.00	0.00	11.11
3532307. HAIR BRYL CREAM (MED. SIZE).	DOZ.	RAW	1125.00	1125.00	1125.00	0.00	0.00
		KAR	940.00	940.00	900.00	0.00	4.44
3532308. JOHNSON'S BABY POWDER/MOTHER CA	DOZ.	KAR	730.00	730.00	696.00	0.00	4.89
3532309. SUN SILK SHAMPOO LOCAL 10 ML.	DOZ.	RAW	51.00	51.00	51.00	0.00	0.00
		KAR	58.00	58.00	58.00	0.00	0.00
085 Auto Tyres							
3611101. AUTO TYRE GEN/SUZ/ALTO/MEHRAN	EACH	LAH	2700.00	2700.00	2700.00	0.00	0.00
		RAW	2975.00	2975.00	2875.00	0.00	3.48
		KAR	1650.00	1650.00	1800.00	0.00	-8.33
3611201. MOTOR CYCLE TYRE YAMAHA-100	EACH	LAH	1280.00	1280.00	1280.00	0.00	0.00
		RAW	962.50	962.50	962.50	0.00	0.00
		KAR	1200.00	1200.00	1175.00	0.00	2.13
3611202. MOTOR CYCLE TYRE HONDA CD-70	EACH	LAH	860.00	860.00	860.00	0.00	0.00
		RAW	962.50	962.50	962.50	0.00	0.00
		KAR	1200.00	1200.00	1150.00	0.00	4.35
3611203. MOTOR CYCLE TYRE SUZUKI 80 CC.	EACH	LAH	960.00	960.00	960.00	0.00	0.00
		RAW	937.50	937.50	937.50	0.00	0.00
		KAR	1200.00	1200.00	1150.00	0.00	4.35
3611204. CYCLE TYRE SERVIS (28x1/2")	EACH	LAH	250.00	250.00	250.00	0.00	0.00
		KAR	200.00	200.00	190.00	0.00	5.26
3611205. CYCLE TYRE DIAMOND (28x1/2")	EACH	LAH	300.00	300.00	300.00	0.00	0.00
		RAW	265.00	265.00	255.00	0.00	3.92
		KAR	200.00	200.00	190.00	0.00	5.26
3611401. AUTO TUBE GEN/SUZ/ALTO/MEHRAN	EACH	LAH	270.00	270.00	270.00	0.00	0.00
		RAW	295.00	295.00	285.00	0.00	3.51
		KAR	322.50	322.50	300.00	0.00	7.50
3611402. MOTOR CYCLE TUBE YAMAHA-100	EACH	LAH	185.00	185.00	185.00	0.00	0.00
		RAW	192.50	192.50	182.50	0.00	5.48
		KAR	257.50	257.50	230.00	0.00	11.96
3611403. MOTOR CYCLE TUBE HONDA CD-70	EACH	LAH	175.00	175.00	175.00	0.00	0.00
		RAW	192.50	192.50	182.50	0.00	5.48
		KAR	257.50	257.50	230.00	0.00	11.96
3611404. MOTOR CYCLE TUBE SUZUKI 80 CC.	EACH	LAH	195.00	195.00	195.00	0.00	0.00
		KAR	252.50	252.50	230.00	0.00	9.78
3611405. CYCLE TUBES SERVIS (28x1/2)	EACH	LAH	105.00	105.00	105.00	0.00	0.00
		KAR	130.00	130.00	125.00	0.00	4.00
3611406. CYCLE TUBES DIAMOND (28x1/2)	EACH	LAH	115.00	115.00	115.00	0.00	0.00
		RAW	92.50	92.50	87.50	0.00	5.71
		KAR	125.00	125.00	100.00	0.00	25.00
086 Plastic Products							
3694001. WATER COOLER 9 LTR.	EACH	LAH	360.00	360.00	300.00	0.00	20.00
		KAR	380.00	380.00	355.00	0.00	7.04
		PSH	450.00	450.00	450.00	0.00	0.00
		QTA	410.00	410.00	410.00	0.00	0.00
3694002. BUCKET MED. SIZE	EACH	LAH	245.00	245.00	205.00	0.00	19.51
		GUJ	225.00	225.00	225.00	0.00	0.00

Contd.

7.10 Intercity Wholesale Prices of Selected Commodities

Group/Commodity/Item Specification	Unit	City	Prices (Rs.)			% Change in Feb.-14 Over	
			Feb, 2014	Jan, 2014	Feb, 2013	Jan, 14	Feb, 13
		GJT	220.00	220.00	220.00	0.00	0.00
		KAR	270.00	270.00	250.00	0.00	8.00
		PSH	350.00	350.00	320.00	0.00	9.38
		QTA	235.00	235.00	235.00	0.00	0.00
3694003. DINNER SET PLASTIC 42/48/52 PIECES	EACH	LAH	1975.00	1975.00	1575.00	0.00	25.40
		RAW	4100.00	4100.00	3550.00	0.00	15.49
		MUL	2450.00	2450.00	2350.00	0.00	4.26
		KAR	1925.00	1925.00	1650.00	0.00	16.67
		PSH	1600.00	1550.00	1100.00	3.23	45.45
		MNG	3000.00	3000.00	1500.00	0.00	100.00
3694004. HOT POT PLASTIC 3 PIECES	EACH	LAH	1225.00	1225.00	1025.00	0.00	19.51
		SKT	660.00	660.00	660.00	0.00	0.00
		KAR	772.50	772.50	725.00	0.00	6.55
		PSH	925.00	925.00	850.00	0.00	8.82
		QTA	830.00	830.00	830.00	0.00	0.00
3694005. THERMOS STARVAC 1 LTR.	EACH	LAH	315.00	315.00	315.00	0.00	0.00
		GUJ	400.00	400.00	400.00	0.00	0.00
		KAR	420.00	420.00	420.00	0.00	0.00
		QTA	300.00	300.00	300.00	0.00	0.00
087 Glass sheets							
3711401. PL. GLASS SHEET 3 MM ABOVE 1 SQ.M	SQ.MTR.	LAH	335.00	335.00	335.00	0.00	0.00
		RAW	310.00	310.00	287.50	0.00	7.83
		KAR	435.00	435.00	430.00	0.00	1.16
		PSH	425.00	425.00	425.00	0.00	0.00
3711402. FIG.GLASS SHEET ABOVE 1 SQ.M	SQ.MTR.	LAH	247.50	247.50	247.50	0.00	0.00
		RAW	265.00	265.00	232.50	0.00	13.98
		KAR	465.00	465.00	455.00	0.00	2.20
		PSH	968.00	968.00	807.00	0.00	19.95
088 Other Glass Articles							
3719101. JAR 4 LTR. LOCAL/FANCY/SILKY	DOZ.	RAW	837.50	837.50	737.50	0.00	13.56
		KAR	710.00	710.00	710.00	0.00	0.00
3719301. TUMBLER 200 ML. FANCY (OMROC)	DOZ.	RAW	297.50	297.50	282.50	0.00	5.31
		KAR	575.00	575.00	535.00	0.00	7.48
3719302. JUG DIAMOND 1.2 LTR. FANCY (OMROC)	DOZ.	LAH	1450.00	1450.00	1200.00	0.00	20.83
		RAW	1275.00	1275.00	1175.00	0.00	8.51
		KAR	1730.00	1730.00	1560.00	0.00	10.90
3719303. TEA CUP SAUCER WHITE	DOZ.	LAH	450.00	450.00	370.00	0.00	21.62
		RAW	837.50	837.50	787.50	0.00	6.35
		KAR	535.00	535.00	490.00	0.00	9.18
089 Ceramics & Sanitary Fixture							
3721001. EUROPEAN W/C (02/03) STD WHITE	EACH	LAH	1400.00	1400.00	1200.00	0.00	16.67
		RAW	1025.00	1025.00	1025.00	0.00	0.00
		GJT	2450.00	2450.00	1850.00	0.00	32.43
		KAR	800.00	800.00	800.00	0.00	0.00
		PSH	3600.00	3600.00	2850.00	0.00	26.32
3721002. EUROPEAN W.C. (02/03)STD COLOUR	EACH	LAH	1500.00	1500.00	1400.00	0.00	7.14
		RAW	1125.00	1125.00	1125.00	0.00	0.00
		GJT	2650.00	2650.00	1950.00	0.00	35.90
		KAR	820.00	820.00	820.00	0.00	0.00
3721003. ASIAN W.C. WHITE 18/22"	EACH	LAH	1250.00	1250.00	1100.00	0.00	13.64
		RAW	1125.00	1125.00	1125.00	0.00	0.00

Contd.

7.10 Intercity Wholesale Prices of Selected Commodities

Group/Commodity/Item Specification	Unit	City	Prices (Rs.)			% Change in Feb.-14 Over	
			Feb, 2014	Jan, 2014	Feb, 2013	Jan, 14	Feb, 13
		GJT	1250.00	1250.00	825.00	0.00	51.52
		KAR	360.00	360.00	360.00	0.00	0.00
		PSH	1050.00	1050.00	880.00	0.00	19.32
3721004. ASIAN W.C. WHITE 15/22"	EACH	LAH	925.00	925.00	825.00	0.00	12.12
		RAW	1025.00	1025.00	1025.00	0.00	0.00
		GJT	1050.00	1050.00	675.00	0.00	55.56
		KAR	400.00	400.00	400.00	0.00	0.00
		PSH	850.00	850.00	850.00	0.00	0.00
3721005. ASIAN W.C. COLOURED 18/22"	EACH	LAH	1100.00	1100.00	987.50	0.00	11.39
		RAW	1325.00	1325.00	1325.00	0.00	0.00
		GUJ	1850.00	1850.00	1075.00	0.00	72.09
		GJT	1450.00	1450.00	875.00	0.00	65.71
		KAR	420.00	420.00	420.00	0.00	0.00
		PSH	980.00	980.00	950.00	0.00	3.16
3721006. ASIAN W.C. COLOURED 15/22"	EACH	LAH	950.00	950.00	825.00	0.00	15.15
		RAW	1125.00	1125.00	1125.00	0.00	0.00
		GUJ	1700.00	1700.00	900.00	0.00	88.89
		GJT	1250.00	1250.00	725.00	0.00	72.41
		KAR	550.00	550.00	550.00	0.00	0.00
		PSH	870.00	870.00	820.00	0.00	6.10
3721007. WASH BASIN 50 CM WHITE STD.	EACH	LAH	1050.00	1050.00	862.50	0.00	21.74
		RAW	1125.00	1125.00	1125.00	0.00	0.00
		GJT	1350.00	1350.00	850.00	0.00	58.82
		KAR	770.00	770.00	627.50	0.00	22.71
		PSH	1480.00	1480.00	1300.00	0.00	13.85
3721008. WASH BASIN 50 CM LIGHT COLOUR	EACH	LAH	1050.00	1050.00	962.50	0.00	9.09
		RAW	1175.00	1175.00	1175.00	0.00	0.00
		GJT	1150.00	1150.00	750.00	0.00	53.33
		KAR	880.00	880.00	645.00	0.00	36.43
		PSH	1550.00	1550.00	1350.00	0.00	14.81
3721009. SINK STAINLESS STEEL(KIT.)MED.SIZE	EACH	LAH	1100.00	1100.00	975.00	0.00	12.82
		RAW	2325.00	2325.00	2175.00	0.00	6.90
		GUJ	1400.00	1400.00	800.00	0.00	75.00
		KAR	1265.00	1265.00	1200.00	0.00	5.42
		PSH	1400.00	1400.00	1250.00	0.00	12.00
090 Bricks, Blocks & Tiles							
3732001. BRICKS	1000	LAH	7250.00	7250.00	6900.00	0.00	5.07
		RAW	6725.00	6725.00	5850.00	0.00	14.96
		GJT	7000.00	7000.00	6000.00	0.00	16.67
		KSR	7050.00	7050.00	6800.00	0.00	3.68
		HYD	4800.00	4800.00	4800.00	0.00	0.00
		SKR	5500.00	5500.00	5500.00	0.00	0.00
		PSH	7300.00	7500.00	6500.00	-2.67	12.31
		BNU	5500.00	6200.00	5000.00	-11.29	10.00
		QTA	6250.00	6250.00	6250.00	0.00	0.00
3732002. CEMENT BLOCKS	1000	KAR	19600.00	19600.00	17000.00	0.00	15.29
3732003. TILES PLAIN WHITE 8 X 10"	SQ.MTR	LAH	525.00	525.00	412.50	0.00	27.27
		RAW	490.00	490.00	432.50	0.00	13.29
		MUL	650.00	650.00	580.00	0.00	12.07
		KAR	492.50	492.50	470.00	0.00	4.79
3732004. TILES PLAIN COLOURED 8 X 10"	SQ.MTR	LAH	555.00	555.00	550.00	0.00	0.91
		RAW	590.00	590.00	527.50	0.00	11.85

Contd.

7.10 Intercity Wholesale Prices of Selected Commodities

Group/Commodity/Item Specification	Unit	City	Prices (Rs.)			% Change in Feb.-14 Over	
			Feb, 2014	Jan, 2014	Feb, 2013	Jan, 14	Feb, 13
		MUL	700.00	700.00	700.00	0.00	0.00
		KAR	552.50	552.50	455.00	0.00	21.43
091 Cement							
3744001. CEMENT JAVEDAN (EX-FACTORY)	MT.	KAR	8460.00	8460.00	8460.00	0.00	0.00
3744002. CEMENT WHITE	MT.	LAH	18350.00	18350.00	17250.00	0.00	6.38
		RAW	18100.00	18100.00	15850.00	0.00	14.20
		KAR	18500.00	18500.00	18375.00	0.00	0.68
		SKR	19125.00	19125.00	18250.00	0.00	4.79
3744003. SULP. RESISTING CEMENT(JAVEDAN)	MT.	KAR	9158.00	9158.00	8460.00	0.00	8.25
3744004. D.G. CEMENT (EX-FACTORY)	MT	LAH	9088.00	9088.00	7696.00	0.00	18.09
3744005. LUCKY CEMENT (EX-FACTORY)	MT	KAR	9910.00	9810.00	8310.00	1.02	19.25
3744006. FAUJI CEMENT(EX-FACTORY)	MT	RAW	8840.00	8520.00	8415.00	3.76	5.05
092 Bed Foam							
3815001. BED FOAM	EACH	LAH	3300.00	3300.00	3100.00	0.00	6.45
		RAW	4225.00	4225.00	3825.00	0.00	10.46
		GUJ	3000.00	3000.00	2825.00	0.00	6.19
		KAR	2600.00	2600.00	2600.00	0.00	0.00
		QTA	3200.00	3200.00	3200.00	0.00	0.00
3815002. BED FOAM COMMANDER 6.5" X 6" X5"	EACH	LAH	5200.00	5200.00	4900.00	0.00	6.12
		FAS	6900.00	6900.00	6900.00	0.00	0.00
		RAW	6225.00	6225.00	5750.00	0.00	8.26
		GJT	7600.00	7600.00	6800.00	0.00	11.76
		KAR	6000.00	6000.00	6000.00	0.00	0.00
		HYD	5950.00	5950.00	5950.00	0.00	0.00
093 Matches							
3899801. MATCHES (70-75 STICKS) 10 BOXES	PACKET	LAH	9.60	9.60	9.80	0.00	-2.04
		RAW	9.40	9.40	9.40	0.00	0.00
		KAR	15.00	15.00	14.80	0.00	1.35
		SKR	15.00	15.00	11.00	0.00	36.36
		PSH	10.00	10.00	10.00	0.00	0.00
5. Metal Product, Machinery & Equipment							
094 Pig Iron							
4111101. PIG IRON	MT.	KAR	40000.00	40000.00	40000.00	0.00	0.00
095 Steel Bar & Sheets							
4126101. M.S. ROUND BAR 1/4"	MT.	LAH	75000.00	75000.00	70250.00	0.00	6.76
		RAW	77500.00	78750.00	72250.00	-1.59	7.27
		KAR	71500.00	71000.00	66500.00	0.70	7.52
		HYD	70300.00	70800.00	66000.00	-0.71	6.52
		PSH	72500.00	74000.00	72000.00	-2.03	0.69
		QTA	75000.00	75000.00	70000.00	0.00	7.14
4126102. M.S. ROUND BAR 3/8"	MT.	LAH	75000.00	75000.00	68750.00	0.00	9.09
		RAW	77250.00	78250.00	71750.00	-1.28	7.67
		KAR	69500.00	69000.00	65200.00	0.72	6.60
		HYD	70300.00	70800.00	66000.00	-0.71	6.52
		PSH	74000.00	76000.00	72000.00	-2.63	2.78
		QTA	79000.00	79000.00	74000.00	0.00	6.76
4126103. M.S.ROUND BAR 1/2"	MT.	LAH	72750.00	72750.00	69000.00	0.00	5.43
		RAW	76250.00	77250.00	70750.00	-1.29	7.77
		KAR	69500.00	69000.00	65200.00	0.72	6.60
		HYD	70300.00	70800.00	66000.00	-0.71	6.52
		PSH	72600.00	75000.00	71500.00	-3.20	1.54

Contd.

7.10 Intercity Wholesale Prices of Selected Commodities

Group/Commodity/Item Specification	Unit	City	Prices (Rs.)			% Change in Feb.-14 Over	
			Feb, 2014	Jan, 2014	Feb, 2013	Jan, 14	Feb, 13
4126104. M.S. ROUND BAR 1"	MT.	QTA	78000.00	78000.00	73000.00	0.00	6.85
		LAH	72750.00	72750.00	69250.00	0.00	5.05
		RAW	76250.00	77250.00	70750.00	-1.29	7.77
4126105. M.S.RIBBED BAR 1/2" TO 1"	MT.	KAR	73500.00	73000.00	68000.00	0.68	8.09
		PSH	75000.00	80000.00	75000.00	-6.25	0.00
		LAH	72000.00	72000.00	69750.00	0.00	3.23
4126106. M.S.RIBBED BAR 3/8"	MT.	RAW	77250.00	78250.00	71750.00	-1.28	7.67
		KAR	73500.00	73000.00	69000.00	0.68	6.52
		LAH	75000.00	75000.00	71750.00	0.00	4.53
4126107. G.P.SHEET CUTTING JAPAN 24-30 BG	MT.	RAW	76250.00	77250.00	70750.00	-1.29	7.77
		KAR	74200.00	74000.00	69000.00	0.27	7.54
		LAH	115000.00	115000.00	112500.00	0.00	2.22
4126108. G.S.SHEET 24 G.GALV.	MT.	KAR	89000.00	89000.00	88000.00	0.00	1.14
		PSH	110000.00	115000.00	115000.00	-4.35	-4.35
		LAH	125000.00	125000.00	120000.00	0.00	4.17
		RAW	92250.00	92250.00	88250.00	0.00	4.53
		KAR	90000.00	90000.00	89000.00	0.00	1.12
		PSH	112000.00	115000.00	120000.00	-2.61	-6.67
096 Pipe Fittings							
4129201. TEE 1/2"	DOZ.	LAH	310.00	310.00	217.50	0.00	42.53
		RAW	337.50	337.50	267.50	0.00	26.17
		KAR	332.50	332.50	287.00	0.00	15.85
4129202. TEE 3/4"	DOZ.	QTA	180.00	180.00	180.00	0.00	0.00
		LAH	405.00	405.00	322.50	0.00	25.58
		RAW	462.50	462.50	377.50	0.00	22.52
4129203. SOCKET 1/2"	DOZ.	KAR	465.00	465.00	415.00	0.00	12.05
		QTA	320.00	320.00	320.00	0.00	0.00
		LAH	210.00	210.00	137.50	0.00	52.73
4129204. SOCKET 3/4"	DOZ.	RAW	287.50	287.50	227.50	0.00	26.37
		KAR	212.50	212.50	208.00	0.00	2.16
		QTA	120.00	120.00	120.00	0.00	0.00
4129205. UNION 1/2"	DOZ.	LAH	305.00	305.00	197.50	0.00	54.43
		RAW	362.50	362.50	282.50	0.00	28.32
		KAR	275.00	275.00	247.50	0.00	11.11
4129206. UNION 3/4"	DOZ.	QTA	165.00	165.00	165.00	0.00	0.00
		LAH	605.00	605.00	522.50	0.00	15.79
		RAW	662.50	662.50	525.00	0.00	26.19
4129207. BAND 1/2"	DOZ.	KAR	752.50	752.50	690.00	0.00	9.06
		QTA	360.00	360.00	360.00	0.00	0.00
		LAH	705.00	705.00	637.50	0.00	10.59
4129208. BAND 3/4"	DOZ.	RAW	737.50	737.50	632.50	0.00	16.60
		KAR	950.00	950.00	790.00	0.00	20.25
		LAH	410.00	410.00	337.50	0.00	21.48
4129209. ELBOW GALV CHINA 1/2"	DOZ.	RAW	637.50	637.50	512.50	0.00	24.39
		KAR	545.00	545.00	485.00	0.00	12.37
		QTA	300.00	300.00	300.00	0.00	0.00
		LAH	510.00	510.00	442.50	0.00	15.25
		RAW	662.50	662.50	537.50	0.00	23.26
		KAR	640.00	640.00	610.00	0.00	4.92
		QTA	480.00	480.00	480.00	0.00	0.00
		LAH	235.00	235.00	162.50	0.00	44.62

Contd.

7.10 Intercity Wholesale Prices of Selected Commodities

Group/Commodity/Item Specification	Unit	City	Prices (Rs.)			% Change in Feb.-14 Over	
			Feb, 2014	Jan, 2014	Feb, 2013	Jan, 14	Feb, 13
		RAW	362.50	362.50	272.50	0.00	33.03
		KAR	237.50	237.50	215.00	0.00	10.47
		QTA	165.00	165.00	165.00	0.00	0.00
4129210. ELBOW GALV CHINA 3/4"	DOZ.	LAH	305.00	305.00	222.50	0.00	37.08
		RAW	412.50	412.50	345.00	0.00	19.57
		KAR	347.50	347.50	315.00	0.00	10.32
		QTA	192.00	192.00	192.00	0.00	0.00
097 Steel Products							
4291201. STAINLESS STEEL DEGCHI MED. SIZE	EACH	LAH	500.00	500.00	445.00	0.00	12.36
		GJT	455.00	455.00	455.00	0.00	0.00
		KAR	442.50	442.50	430.00	0.00	2.91
4291202. STAINLESS STEEL TABLE SPOON SUP.	EACH	LAH	300.00	300.00	265.00	0.00	13.21
		GJT	175.00	175.00	175.00	0.00	0.00
		KAR	260.00	260.00	260.00	0.00	0.00
4291203. STAINLESS STEEL PLATE LIGHT	DOZ.	LAH	700.00	700.00	605.00	0.00	15.70
		GJT	500.00	500.00	500.00	0.00	0.00
		KAR	780.00	780.00	730.00	0.00	6.85
4291204. PRESSURE COOKER 4 LTR.	EACH	LAH	1300.00	1300.00	1125.00	0.00	15.56
		GUJ	950.00	950.00	950.00	0.00	0.00
		SKT	850.00	850.00	850.00	0.00	0.00
		KAR	1012.50	1012.50	825.00	0.00	22.73
4291401. NEW TREET BLADE ORDINARY	1000	RAW	2375.00	2375.00	2312.50	0.00	2.70
		KAR	2900.00	2900.00	2800.00	0.00	3.57
4291402. TREET SAFETY RAZOR	DOZ.	LAH	1550.00	1550.00	1550.00	0.00	0.00
		KAR	1185.00	1185.00	1160.00	0.00	2.16
4291403. GILLET SAFETY RAZOR	DOZ.	LAH	342.00	342.00	342.00	0.00	0.00
		RAW	391.00	391.00	391.00	0.00	0.00
		KAR	280.00	280.00	350.00	0.00	-20.00
098 Engines & Motors							
4321901. HOLLOW S.MOTOR 326 UP-4.40 HP 46	EACH	LAH	144500.00	144500.00	144500.00	0.00	0.00
099 Vacuum Pumps							
4323001. MULTISTAGE C.PUMPS(PCM 80-3 15 H)	EACH	LAH	77500.00	77500.00	77500.00	0.00	0.00
4323002. MULTISTAGE C.PUMPS PCM 80-5 25 H)	EACH	LAH	109000.00	109000.00	109000.00	0.00	0.00
100 Air Conditioners							
4391201. PEL AIR CONDITONER 1.5 TON	EACH	LAH	27500.00	27500.00	27500.00	0.00	0.00
		RAW	36250.00	36250.00	36250.00	0.00	0.00
		KAR	42000.00	42000.00	40000.00	0.00	5.00
4391202. WAVES AIR CONDITIONER 1.5 TON.	EACH	LAH	30500.00	30500.00	30500.00	0.00	0.00
		RAW	37750.00	37750.00	37750.00	0.00	0.00
		GJT	35000.00	35000.00	35000.00	0.00	0.00
		KAR	41000.00	41000.00	38000.00	0.00	7.89
		HYD	40000.00	40000.00	33000.00	0.00	21.21
		QTA	39200.00	39200.00	30000.00	0.00	30.67
101 Cultivators							
4411201. CULTIVATOR (ORDINARY) 9 TIMES	EACH	GUJ	45000.00	45000.00	38000.00	0.00	18.42
4411202. CULTIVATOR (SPECIAL) 11 TIMES	EACH	GUJ	60000.00	60000.00	49000.00	0.00	22.45
102 Chuff Cutter							
4412301. CHUFF CUTTER	EACH	FAS	6800.00	6800.00	6500.00	0.00	4.62
103 Tractors							
4414101. TRACTOR MF-240	EACH	LAH	680000.00	680000.00	565950.00	0.00	20.15
4414102. TRACTOR MF-385	EACH	LAH	1100000.00	1100000.00	934322.00	0.00	17.73

Contd.

7.10 Intercity Wholesale Prices of Selected Commodities

Group/Commodity/Item Specification	Unit	City	Prices (Rs.)			% Change in Feb.-14 Over	
			Feb, 2014	Jan, 2014	Feb, 2013	Jan, 14	Feb, 13
104 Lathe Machines							
4421301. LATHE MACHINE 3' (PAK MADINA)	EACH	LAH	72500.00	72500.00	49000.00	0.00	47.96
4421302. LATHE MACHINE 4.5' (PAK MADINA)	EACH	LAH	100000.00	100000.00	69000.00	0.00	44.93
4421303. LATHE MACHINE 6.5' (PAK MADINA)	EACH	LAH	119000.00	119000.00	89500.00	0.00	32.96
4421304. LATHE MACHINE 10' (PAK MADINA)	EACH	LAH	222500.00	222500.00	182500.00	0.00	21.92
105 Concrete Mixture							
4444001. CONC.MIXER 7 NTR. 12HP. STAR.ENG	EACH	LAH	140000.00	140000.00	140000.00	0.00	0.00
4444002. CONC.MIXER 17 NTR. 24HP. STAR.ENG	EACH	LAH	210000.00	210000.00	210000.00	0.00	0.00
106 Fridge,WashM,SewM,Fans,Iron							
4481101. DAWLANCE 10 CFT. DOUBLE DOOR	EACH	LAH	24500.00	24500.00	22500.00	0.00	8.89
		RAW	23750.00	23750.00	22100.00	0.00	7.47
		KAR	25200.00	25200.00	23600.00	0.00	6.78
4481201. WASHING MACHINE NAT. PAK S.F.	EACH	LAH	5000.00	5000.00	4250.00	0.00	17.65
		GUJ	5550.00	5550.00	5250.00	0.00	5.71
		KAR	5000.00	5000.00	4800.00	0.00	4.17
4481202. WASHING MACHINE SINGER S.F.	EACH	QTA	5500.00	5500.00	5500.00	0.00	0.00
		LAH	9500.00	9500.00	7460.00	0.00	27.35
		RAW	9100.00	9100.00	8650.00	0.00	5.20
4481203. WASHING MACHINE DAWLANCE	EACH	KAR	10600.00	10600.00	7600.00	0.00	39.47
		LAH	9000.00	9000.00	7400.00	0.00	21.62
		FAS	8700.00	8700.00	8500.00	0.00	2.35
4481204. WASHING MACHINE SUPER ASIA	EACH	GUJ	8000.00	8000.00	7800.00	0.00	2.56
		GJT	7800.00	7800.00	7800.00	0.00	0.00
		KAR	5400.00	5400.00	5200.00	0.00	3.85
4481401. SEWING MACHINE SINGER B.B. H.O	EACH	HYD	9000.00	9000.00	8000.00	0.00	12.50
		LAH	7500.00	7500.00	5800.00	0.00	29.31
		FAS	8200.00	8200.00	7800.00	0.00	5.13
4481402. SINGER ZIG ZAG MACHINE	EACH	KAR	5000.00	5000.00	4700.00	0.00	6.38
		LAH	5641.00	5641.00	5000.00	0.00	12.82
		KAR	5440.00	5440.00	5375.00	0.00	1.21
4481403. SEWING MACHINE SALIKA	EACH	LAH	13200.00	13200.00	12282.00	0.00	7.47
		KAR	11900.00	11900.00	9350.00	0.00	27.27
		LAH	4500.00	4500.00	3950.00	0.00	13.92
4481501. CEILING FAN MILLAT 48"	EACH	KAR	5600.00	5600.00	4800.00	0.00	16.67
		LAH	2300.00	2300.00	2050.00	0.00	12.20
		KAR	2400.00	2400.00	2400.00	0.00	0.00
4481502. CEILING FAN PAK 48"	EACH	LAH	2200.00	2200.00	1950.00	0.00	12.82
		GUJ	2400.00	2400.00	2000.00	0.00	20.00
		KAR	2400.00	2400.00	2400.00	0.00	0.00
4481503. CEILING FAN NATIONAL 56"	EACH	LAH	2000.00	2000.00	1800.00	0.00	11.11
		GUJ	2150.00	2150.00	1975.00	0.00	8.86
		GJT	2300.00	2300.00	2300.00	0.00	0.00
4481504. CEILING FAN YOUNIS 56"	EACH	KAR	2300.00	2300.00	2300.00	0.00	0.00
		HYD	2000.00	2000.00	2000.00	0.00	0.00
		LAH	2300.00	2300.00	1900.00	0.00	21.05
4481504. CEILING FAN YOUNIS 56"	EACH	FAS	2250.00	2250.00	2250.00	0.00	0.00
		GUJ	2350.00	2350.00	2300.00	0.00	2.17
		KAR	2400.00	2400.00	2400.00	0.00	0.00
		PSH	2550.00	2450.00	2300.00	4.08	10.87
		QTA	2750.00	2750.00	2750.00	0.00	0.00

Contd.

7.10 Intercity Wholesale Prices of Selected Commodities

Group/Commodity/Item Specification	Unit	City	Prices (Rs.)			% Change in Feb.-14 Over	
			Feb, 2014	Jan, 2014	Feb, 2013	Jan, 14	Feb, 13
4481505. PADESTAL FAN MILLAT 20"	EACH	KAR	3200.00	3200.00	3100.00	0.00	3.23
4481506. PADESTAL FAN PAK 20"	EACH	LAH	2900.00	2900.00	2800.00	0.00	3.57
		GJT	3400.00	3400.00	3100.00	0.00	9.68
		KAR	3200.00	3200.00	3100.00	0.00	3.23
		PSH	3550.00	3350.00	3300.00	5.97	7.58
4481507. EXHAUST FAN CLIMAX 12"	EACH	LAH	1500.00	1500.00	1400.00	0.00	7.14
		GUJ	1700.00	1700.00	1500.00	0.00	13.33
4481508. EXHAUST FAN MILLAT 12"	EACH	KAR	1600.00	1600.00	1500.00	0.00	6.67
4481509. EXHAUST FAN PAK. NATIONAL 12"	EACH	LAH	1400.00	1400.00	1350.00	0.00	3.70
		GUJ	1900.00	1900.00	1800.00	0.00	5.56
		GJT	1800.00	1800.00	1800.00	0.00	0.00
		KAR	1600.00	1600.00	1500.00	0.00	6.67
4481601. IRON NATIONAL PAK AUTOMATIC	EACH	LAH	350.00	350.00	322.50	0.00	8.53
		GUJ	850.00	850.00	600.00	0.00	41.67
		KAR	525.00	525.00	450.00	0.00	16.67
		PSH	800.00	800.00	450.00	0.00	77.78
4481602. IRON PHILIPS HD 1120/R	EACH	LAH	1250.00	1250.00	1250.00	0.00	0.00
		GUJ	2100.00	2100.00	1775.00	0.00	18.31
		KAR	850.00	850.00	800.00	0.00	6.25
107 Electric Wires							
4634001. FLEXIBLE WIRE 2999-14 0076	90 MTR.	LAH	462.50	462.50	462.50	0.00	0.00
		MUL	900.00	900.00	750.00	0.00	20.00
		KAR	890.00	890.00	840.00	0.00	5.95
		PSH	750.00	750.00	500.00	0.00	50.00
		QTA	505.00	505.00	505.00	0.00	0.00
4634002. PVC WIRE SINGLE CORE	90 MTR.	LAH	762.50	762.50	762.50	0.00	0.00
		MUL	1400.00	1400.00	1250.00	0.00	12.00
		KAR	890.00	890.00	825.00	0.00	7.88
		PSH	850.00	850.00	700.00	0.00	21.43
		QTA	600.00	600.00	600.00	0.00	0.00
108 Lighting Equipments							
4653101. PHILIPS TL. LAMP 40 W.	EACH	GUJ	96.00	96.00	83.00	0.00	15.66
		GJT	96.00	96.00	83.00	0.00	15.66
		KAR	85.00	85.00	80.00	0.00	6.25
		PSH	97.50	97.50	75.00	0.00	30.00
		QTA	90.00	90.00	90.00	0.00	0.00
4653102. PHILIPS ELECTRIC BULB 100W(GLS)	100 BUL	LAH	1750.00	1750.00	1750.00	0.00	0.00
		RAW	2525.00	2525.00	2350.00	0.00	7.45
		KAR	2100.00	2100.00	2100.00	0.00	0.00
		PSH	2400.00	2400.00	2200.00	0.00	9.09
4653103. PHILIPS ENERGY SAVER 14 W (GLS)	EACH	LAH	110.00	110.00	110.00	0.00	0.00
		RAW	139.00	139.00	134.00	0.00	3.73
		KAR	142.50	142.50	122.50	0.00	16.33
		PSH	170.00	170.00	160.00	0.00	6.25
		QTA	172.00	172.00	173.00	0.00	-0.58
109 Radio & Television							
4731201. RADIO 3-5 BAND (CHINA BRAND)	EACH	LAH	175.00	175.00	175.00	0.00	0.00
		RAW	287.50	287.50	287.50	0.00	0.00
		KAR	325.00	325.00	325.00	0.00	0.00
4731301. PHILIPS COLOUR TV. 14"	EACH	LAH	8150.00	8150.00	8150.00	0.00	0.00
		RAW	8250.00	8250.00	8250.00	0.00	0.00
		KAR	8400.00	8400.00	8400.00	0.00	0.00

Contd.

7.10 Intercity Wholesale Prices of Selected Commodities

Group/Commodity/Item Specification	Unit	City	Prices (Rs.)			% Change in Feb.-14 Over	
			Feb, 2014	Jan, 2014	Feb, 2013	Jan, 14	Feb, 13
4731302. L.G.COLOUR TV. 14"	EACH	LAH	8100.00	8100.00	8100.00	0.00	0.00
		RAW	7900.00	7900.00	7900.00	0.00	0.00
		KAR	8150.00	8150.00	8150.00	0.00	0.00
4731303. SONY COLOUR TV 14"	EACH	LAH	13000.00	13000.00	13000.00	0.00	0.00
		RAW	10250.00	10250.00	10250.00	0.00	0.00
		KAR	8000.00	8000.00	8000.00	0.00	0.00
4731304. PANASONIC COLOUR TV 14"	EACH	RAW	9250.00	9250.00	9250.00	0.00	0.00
		KAR	7750.00	7750.00	7750.00	0.00	0.00
4731305. PHILIPS COLOUR TV. 20"	EACH	LAH	11000.00	11000.00	11000.00	0.00	0.00
		RAW	13900.00	13900.00	13900.00	0.00	0.00
		KAR	12750.00	12750.00	12750.00	0.00	0.00
4731306. L.G.COLOUR TV. 20"	EACH	LAH	13400.00	13400.00	13400.00	0.00	0.00
		RAW	12250.00	12250.00	12250.00	0.00	0.00
		KAR	13000.00	13000.00	13000.00	0.00	0.00
4731307. L.G. COLOUR TV. 21"	EACH	LAH	14700.00	14700.00	14700.00	0.00	0.00
		RAW	12250.00	12250.00	12250.00	0.00	0.00
		KAR	16100.00	16100.00	16100.00	0.00	0.00
4731308. SONY COLOUR TV 20"	EACH	LAH	18800.00	18800.00	18800.00	0.00	0.00
		RAW	17100.00	17100.00	16000.00	0.00	6.88
		KAR	17200.00	17200.00	17200.00	0.00	0.00
110 Motor Vehicles							
4911301. CAR SUZUKI MEHRAN 800CC SB308R VX	EACH	KAR	610000.00	610000.00	575000.00	0.00	6.09
4911302. SUZUKI CULTUS 1000CC SF410 VXR M PE	EACH	KAR	1029000.00	1029000.00	985000.00	0.00	4.47
4911303. SUZUKI RAVI 800 CC PICKUP(ST 308R)	EACH	KAR	637000.00	637000.00	602000.00	0.00	5.81
4911304. CAR TOYOTA 1300 CC XLI	EACH	KAR	1589000.00	1589000.00	1534000.00	0.00	3.59
4911305. CAR HONDA CIVIC 1800CC(iVTEC MANU)	EACH	LAH	2051000.00	2051000.00	1969000.00	0.00	4.16
4911306. ISUZU BUS CHASIS MT 112 K	EACH	KAR	3325000.00	3325000.00	3325000.00	0.00	0.00
4911401. ISUZU TRUCK CHASIS FTR 12 K	EACH	KAR	3850000.00	3850000.00	3850000.00	0.00	0.00
111 Motorcycles							
4991201. MOTOR CYCLE YB-100ROYAL YAMAHA	EACH	KAR	75375.00	75375.00	74600.00	0.00	1.04
4991202. MOTOR CYCLE CD-70 HONDA	EACH	KAR	65970.00	65970.00	65900.00	0.00	0.11
4991203. MOTOR CYCLE PAK HERO 70 CC.	EACH	LAH	42000.00	41500.00	41500.00	1.20	1.20
		MUL	42000.00	42000.00	0.00	0.00	-----
4991204. MOTOR CYCLE SUPER ASIA 70 CC.	EACH	KAR	42500.00	42500.00	42500.00	0.00	0.00
		LAH	42500.00	42500.00	42500.00	0.00	0.00
		MUL	43000.00	43000.00	41500.00	0.00	3.61
4991205. MOTOR CYCLE SUZUKI STD 110CC.	EACH	KAR	42500.00	42500.00	42500.00	0.00	0.00
		LAH	42000.00	42000.00	42000.00	0.00	0.00
		HYD	42000.00	42000.00	42000.00	0.00	0.00
112 Bicycles							
4992101. BICYCLE PECO FOR GENTS POPULAR	EACH	LAH	5000.00	5000.00	5000.00	0.00	0.00
4992102. BICYCLE PECO FOR BMX SHAHEEN	EACH	LAH	3500.00	3500.00	3500.00	0.00	0.00
4992103. BICYCLE SOHRAB SUPER	EACH	LAH	5950.00	5850.00	6000.00	1.71	-0.83
		KAR	6450.00	6250.00	5200.00	3.20	24.04
4992104. BICYCLE SOHRAB VIP STUDENT	EACH	LAH	5900.00	5800.00	5900.00	1.72	0.00
		KAR	5700.00	5500.00	5300.00	3.64	7.55

7.10 Intercity Wholesale Prices of Selected Commodities

Group/Commodity/Item Specification	Unit	City	Prices (Rs.)			% Change in Mar.-14	
			Over				
			Mar, 2014	Feb, 2014	Mar, 2013	Feb, 14	Mar, 13
1. Agriculture Forestry & Fishery							
001. Wheat							
0111201. WHEAT AVG. QLTY.	100 KG.	LAH	4131.25	4062.50	3106.25	1.69	33.00
		FAS	3875.00	3875.00	3375.00	0.00	14.81
		RAW	4025.00	4025.00	3325.00	0.00	21.05
		MUL	3970.00	3800.00	3150.00	4.47	26.03
		GUJ	3775.00	3775.00	3125.00	0.00	20.80
		SAH	3812.50	3562.50	3125.00	7.02	22.00
		SAR	3687.50	3687.50	3175.00	0.00	16.14
		SKT	3975.00	4012.50	3437.00	-0.93	15.65
		BPR	3987.50	3845.00	3162.50	3.71	26.09
		GJT	4150.00	4061.00	3125.00	2.19	32.80
		KSR	4112.50	4000.00	3100.00	2.81	32.66
		KAR	4000.00	3900.00	3600.00	2.56	11.11
		HYD	3700.00	3800.00	3100.00	-2.63	19.35
		SKR	4000.00	4000.00	3500.00	0.00	14.29
		LRK	3750.00	3500.00	3500.00	7.14	7.14
		MPK	3600.00	3600.00	3250.00	0.00	10.77
		NWB	4200.00	4100.00	3000.00	2.44	40.00
		PSH	4000.00	4000.00	3300.00	0.00	21.21
		BNU	4000.00	3975.00	3350.00	0.63	19.40
002. Maize							
0112201. MAIZE AVG. QLTY.	40 KG.	LAH	1150.00	1150.00	1075.00	0.00	6.98
		FAS	1110.00	1000.00	1150.00	11.00	-3.48
		RAW	1175.00	1175.00	1075.00	0.00	9.30
		SAR	1050.00	1050.00	1250.00	0.00	-16.00
		KSR	1150.00	1150.00	1125.00	0.00	2.22
		KAR	970.00	970.00	970.00	0.00	0.00
		HYD	1100.00	1100.00	1100.00	0.00	0.00
		PSH	970.00	960.00	1080.00	1.04	-10.19
		BNU	1160.00	1160.00	1200.00	0.00	-3.33
		QTA	1290.00	1290.00	1210.00	0.00	6.61
003. Rice							
0113201. RICE BASMATI SUP. QLTY.	40 KG.	LAH	4800.00	4800.00	4300.00	0.00	11.63
		FAS	4250.00	4250.00	3900.00	0.00	8.97
		RAW	5150.00	5150.00	4325.00	0.00	19.08
		MUL	4750.00	4600.00	4300.00	3.26	10.47
		GUJ	4750.00	4750.00	3750.00	0.00	26.67
		SKT	4800.00	4800.00	4350.00	0.00	10.34
		KAR	5000.00	4900.00	3940.00	2.04	26.90
		HYD	4650.00	4650.00	4500.00	0.00	3.33
		MPK	5200.00	5000.00	4800.00	4.00	8.33
		PSH	4875.00	4900.00	5000.00	-0.51	-2.50
		MNG	4400.00	4400.00	4050.00	0.00	8.64
		QTA	4700.00	4700.00	4200.00	0.00	11.90
0113202. RICE BASMATI BROKEN AVG. QLTY.	40 KG.	LAH	2760.00	2760.00	2650.00	0.00	4.15
		RAW	3275.00	3275.00	2825.00	0.00	15.93
		GUJ	2400.00	2400.00	2050.00	0.00	17.07
		SAH	2700.00	2700.00	2400.00	0.00	12.50
		SKT	2550.00	2420.00	2400.00	5.37	6.25
		BPR	2100.00	2100.00	2000.00	0.00	5.00
		GJT	2505.00	2505.00	2505.00	0.00	0.00

Contd.

7.10 Intercity Wholesale Prices of Selected Commodities

Group/Commodity/Item Specification	Unit	City	Prices (Rs.)			% Change in Mar. 14	
						Over	
			Mar. 2014	Feb. 2014	Mar. 2013	Feb. 14	Mar. 13
		KSR	2725.00	2725.00	2700.00	0.00	0.93
		KAR	2840.00	2630.00	2360.00	7.98	20.34
		HYD	2400.00	2325.00	2300.00	3.23	4.35
		SKR	2300.00	2300.00	2650.00	0.00	-13.21
		LRK	3200.00	3200.00	2800.00	0.00	14.29
		MPK	2000.00	2000.00	1700.00	0.00	17.65
		PSH	2600.00	2600.00	2700.00	0.00	-3.70
		BNU	1950.00	2100.00	1850.00	-7.14	5.41
		QTA	2800.00	2800.00	2600.00	0.00	7.69
0113203. RICE IRRI-9 PUNJAB	40 KG.	LAH	2325.00	2325.00	2150.00	0.00	8.14
		FAS	2750.00	2750.00	2475.00	0.00	11.11
		RAW	2425.00	2425.00	2125.00	0.00	14.12
		SAR	1650.00	1650.00	1475.00	0.00	11.86
		SKT	1210.00	1210.00	1210.00	0.00	0.00
		QTA	1460.00	1460.00	1310.00	0.00	11.45
0113204. RICE IRRI-6 SINDH	40 KG.	KAR	1960.00	1780.00	1700.00	10.11	15.29
		HYD	1650.00	1650.00	1650.00	0.00	0.00
		SKR	1320.00	1500.00	1500.00	-12.00	-12.00
		LRK	1260.00	1260.00	1560.00	0.00	-19.23
		NWB	1600.00	1600.00	1300.00	0.00	23.08
		PSH	1600.00	1600.00	1710.00	0.00	-6.43
		QTA	1420.00	1420.00	1310.00	0.00	8.40
004. Sorghum / Jowar							
0114201. JOWAR AVG. QLTY.	40 KG.	LAH	1800.00	1800.00	1400.00	0.00	28.57
		FAS	1350.00	1350.00	1175.00	0.00	14.89
		SAR	1900.00	1900.00	1850.00	0.00	2.70
		GJT	2700.00	2200.00	1375.00	22.73	96.36
		KAR	990.00	990.00	885.00	0.00	11.86
		HYD	1375.00	1400.00	1050.00	-1.79	30.95
		PSH	1380.00	1380.00	1130.00	0.00	22.12
005. Millet / Bajra							
0118201. BAJRA AVG. QLTY.	40 KG.	LAH	1125.00	1125.00	1150.00	0.00	-2.17
		FAS	1050.00	1020.00	1050.00	2.94	0.00
		SAR	1150.00	1150.00	1075.00	0.00	6.98
		GJT	1060.00	975.00	1100.00	8.72	-3.64
		KAR	1170.00	1170.00	1220.00	0.00	-4.10
		HYD	1150.00	1100.00	1150.00	4.55	0.00
		PSH	1180.00	1180.00	1160.00	0.00	1.72
006. Vegetables							
0121201. CABBAGE AVG. QLTY.	100 KG.	LAH	1825.00	1775.00	2100.00	2.82	-13.10
		FAS	900.00	1100.00	900.00	-18.18	0.00
		RAW	2350.00	2350.00	1725.00	0.00	36.23
		MUL	1500.00	1700.00	1100.00	-11.76	36.36
		SAR	1350.00	1350.00	1650.00	0.00	-18.18
		SKT	2000.00	2700.00	1550.00	-25.93	29.03
		KAR	750.00	1020.00	1650.00	-26.47	-54.55
		SKR	1400.00	2400.00	800.00	-41.67	75.00
		PSH	2450.00	1550.00	1000.00	58.06	145.00
0121301. CAULIFLOWER AVG. QLTY.	100 KG.	LAH	1450.00	1250.00	2150.00	16.00	-32.56
		FAS	1500.00	900.00	1100.00	66.67	36.36
		MUL	1300.00	1300.00	1500.00	0.00	-13.33
		SKT	3400.00	2000.00	2000.00	70.00	70.00

Contd.

7.10 Intercity Wholesale Prices of Selected Commodities

Group/Commodity/Item Specification	Unit	City	Prices (Rs.)			% Change in Mar. 14	
						Over	
			Mar. 2014	Feb. 2014	Mar. 2013	Feb. 14	Mar. 13
		KAR	2100.00	1625.00	2425.00	29.23	-13.40
		SKR	1400.00	1200.00	1400.00	16.67	0.00
		MPK	2700.00	1200.00	1900.00	125.00	42.11
		PSH	2300.00	1000.00	600.00	130.00	283.33
		QTA	4000.00	3600.00	2600.00	11.11	53.85
0122201. CUCUMBER (KHEERA) AVG. QLTY.	100 KG.	LAH	4250.00	4450.00	3450.00	-4.49	23.19
		FAS	1800.00	2100.00	2250.00	-14.29	-20.00
		RAW	2025.00	3950.00	1625.00	-48.73	24.62
		MUL	2250.00	4300.00	1300.00	-47.67	73.08
		GUJ	1525.00	3000.00	1050.00	-49.17	45.24
		SAR	4000.00	4000.00	900.00	0.00	344.44
		SKT	2000.00	4500.00	2250.00	-55.56	-11.11
		KAR	1850.00	2830.00	2100.00	-34.63	-11.90
		HYD	3500.00	5550.00	1600.00	-36.94	118.75
		SKR	2100.00	2400.00	1200.00	-12.50	75.00
		PSH	2500.00	2000.00	1325.00	25.00	88.68
		BNU	2900.00	4000.00	1500.00	-27.50	93.33
		QTA	4000.00	5000.00	3500.00	-20.00	14.29
0122401. TOMATOES AVG. QLTY.	40 KG.	LAH	1225.00	1070.00	2100.00	14.49	-41.67
		FAS	1100.00	900.00	1400.00	22.22	-21.43
		RAW	1612.50	812.50	2012.50	98.46	-19.88
		MUL	1900.00	775.00	1900.00	145.16	0.00
		GUJ	1325.00	1325.00	2050.00	0.00	-35.37
		SAH	1100.00	1600.00	2600.00	-31.25	-57.69
		SAR	1150.00	1150.00	2175.00	0.00	-47.13
		SKT	1600.00	1500.00	2750.00	6.67	-41.82
		BPR	1640.00	900.00	2280.00	82.22	-28.07
		GJT	1550.00	1350.00	2150.00	14.81	-27.91
		KAR	1100.00	370.00	1425.00	197.30	-22.81
		HYD	1650.00	825.00	2050.00	100.00	-19.51
		SKR	1800.00	565.72	1727.00	218.18	4.23
		LRK	2000.00	800.00	2400.00	150.00	-16.67
		MPK	600.00	250.00	1000.00	140.00	-40.00
		PSH	1550.00	950.00	2200.00	63.16	-29.55
		BNU	1350.00	850.00	2000.00	58.82	-32.50
		MNG	1820.00	1025.00	1600.00	77.56	13.75
		QTA	1800.00	800.00	2000.00	125.00	-10.00
0123201. PEAS (MATAR) AVG. QLTY.	100 KG.	LAH	4150.00	4250.00	1250.00	-2.35	232.00
		FAS	2250.00	3250.00	1750.00	-30.77	28.57
		RAW	3475.00	4450.00	1725.00	-21.91	101.45
		GUJ	4250.00	4250.00	2050.00	0.00	107.32
		SKT	4000.00	7500.00	1550.00	-46.67	158.06
		KAR	2900.00	3900.00	2420.00	-25.64	19.83
		SKR	3800.00	5000.00	1800.00	-24.00	111.11
		MPK	4600.00	4200.00	1700.00	9.52	170.59
		PSH	4500.00	5250.00	3000.00	-14.29	50.00
		BNU	4100.00	4750.00	2500.00	-13.68	64.00
		QTA	6500.00	9000.00	3500.00	-27.78	85.71
0124101. TURNIP AVG. QLTY.	100 KG.	LAH	1075.00	1075.00	625.00	0.00	72.00
		FAS	900.00	700.00	450.00	28.57	100.00
		RAW	1575.00	1225.00	1075.00	28.57	46.51
		MUL	900.00	900.00	700.00	0.00	28.57

Contd.

7.10 Intercity Wholesale Prices of Selected Commodities

Group/Commodity/Item Specification	Unit	City	Prices (Rs.)			% Change in Mar. 14	
						Over	
			Mar. 2014	Feb. 2014	Mar. 2013	Feb. 14	Mar. 13
		SKT	1800.00	1800.00	1050.00	0.00	71.43
		KAR	1250.00	825.00	850.00	51.52	47.06
		SKR	1300.00	600.00	700.00	116.67	85.71
		PSH	1350.00	950.00	700.00	42.11	92.86
		MNG	1700.00	1700.00	1000.00	0.00	70.00
		QTA	1800.00	2000.00	1800.00	-10.00	0.00
0124102. CARROT AVG. QLTY.	100 KG.	LAH	1175.00	1075.00	975.00	9.30	20.51
		FAS	1100.00	900.00	900.00	22.22	22.22
		RAW	1950.00	1550.00	1325.00	25.81	47.17
		MUL	900.00	900.00	700.00	0.00	28.57
		GUJ	1850.00	1450.00	1450.00	27.59	27.59
		SAR	1250.00	1250.00	1130.00	0.00	10.62
		SKT	2500.00	2000.00	1000.00	25.00	150.00
		KAR	1225.00	710.00	1100.00	72.54	11.36
		SKR	510.77	1700.00	900.00	-69.95	-43.25
		MPK	1400.00	900.00	1500.00	55.56	-6.67
		PSH	1550.00	1400.00	1200.00	10.71	29.17
		MNG	2500.00	1850.00	1775.00	35.14	40.85
		QTA	2200.00	2200.00	2500.00	0.00	-12.00
0124201. GARLIC	40 KG.	LAH	5250.00	4832.50	3900.00	8.64	34.62
		FAS	3400.00	3650.00	2200.00	-6.85	54.55
		RAW	4150.00	3950.00	4625.00	5.06	-10.27
		SAR	3700.00	3700.00	3800.00	0.00	-2.63
		SKT	5550.00	4600.00	4550.00	20.65	21.98
		GJT	3850.00	3500.00	3100.00	10.00	24.19
		KAR	5000.00	3800.00	2300.00	31.58	117.39
		HYD	5000.00	3450.00	4700.00	44.93	6.38
		SKR	5300.00	3500.00	4850.00	51.43	9.28
		PSH	5100.00	4050.00	3600.00	25.93	41.67
		MNG	7100.00	4100.00	3625.00	73.17	95.86
		QTA	6400.00	6400.00	3490.00	0.00	83.38
0124301. ONIONS DRY AVG. QLTY.	40 KG.	LAH	910.00	940.00	1050.00	-3.19	-13.33
		FAS	900.00	900.00	900.00	0.00	0.00
		RAW	1525.00	1475.00	1375.00	3.39	10.91
		MUL	850.00	950.00	1700.00	-10.53	-50.00
		GUJ	1150.00	1150.00	1150.00	0.00	0.00
		SAH	1000.00	1000.00	1000.00	0.00	0.00
		SAR	1100.00	1100.00	1065.00	0.00	3.29
		SKT	1450.00	1450.00	1550.00	0.00	-6.45
		BPR	840.00	980.00	1400.00	-14.29	-40.00
		GJT	1175.00	1100.00	1485.00	6.82	-20.88
		KSR	1075.00	1175.00	1250.00	-8.51	-14.00
		KAR	760.00	900.00	700.00	-15.56	8.57
		HYD	790.00	780.00	950.00	1.28	-16.84
		SKR	675.00	880.30	1075.00	-23.32	-37.21
		LRK	1100.00	1200.00	1400.00	-8.33	-21.43
		MPK	640.00	920.00	880.00	-30.43	-27.27
		NWB	800.00	800.00	800.00	0.00	0.00
		PSH	1150.00	950.00	1300.00	21.05	-11.54
		BNU	1250.00	1150.00	1200.00	8.70	4.17
		MNG	1500.00	1500.00	1150.00	0.00	30.43
		QTA	1200.00	1200.00	900.00	0.00	33.33

Contd.

7.10 Intercity Wholesale Prices of Selected Commodities

Group/Commodity/Item Specification	Unit	City	Prices (Rs.)			% Change in Mar. '14	
						Over	
			Mar. 2014	Feb. 2014	Mar. 2013	Feb. 14	Mar. 13
0124901. RADDISH AVG. QLTY.	100 KG.	RAW	1525.00	1250.00	1275.00	22.00	19.61
		MUL	1100.00	1100.00	700.00	0.00	57.14
		GUJ	1750.00	1250.00	850.00	40.00	105.88
		SAR	1100.00	1100.00	1070.00	0.00	2.80
		SKT	1550.00	2000.00	500.00	-22.50	210.00
		KAR	650.00	650.00	840.00	0.00	-22.62
		MPK	1100.00	1100.00	900.00	0.00	22.22
		PSH	800.00	750.00	600.00	6.67	33.33
007. Fresh Fruits							
0131201. BANANA AVG. QLTY.	DOZ.	LAH	59.00	54.50	35.00	8.26	68.57
		FAS	42.50	42.50	45.00	0.00	-5.56
		RAW	69.00	51.00	69.00	35.29	0.00
		MUL	47.50	42.50	47.50	11.76	0.00
		GUJ	62.50	47.50	47.50	31.58	31.58
		SKT	65.00	65.00	50.00	0.00	30.00
		BPR	47.50	47.50	42.50	0.00	11.76
		GJT	50.00	45.00	45.00	11.11	11.11
		KAR	36.50	27.00	26.00	35.19	40.38
		HYD	40.00	32.00	33.50	25.00	19.40
		SKR	45.00	21.25	28.75	111.76	56.52
		MPK	18.00	18.00	18.00	0.00	0.00
		PSH	45.00	45.00	40.00	0.00	12.50
		MNG	60.00	55.00	50.00	9.09	20.00
0131701. PAPAYA (PAPETA)	40 KG.	LAH	2250.00	2250.00	2350.00	0.00	-4.26
		KAR	1640.00	1450.00	1590.00	13.10	3.14
		HYD	1350.00	1350.00	1500.00	0.00	-10.00
		MPK	1600.00	1800.00	1400.00	-11.11	14.29
0132301. MALTA AVG. QLTY.	100	LAH	925.00	825.00	675.00	12.12	37.04
		FAS	550.00	450.00	450.00	22.22	22.22
		RAW	687.50	637.50	512.50	7.84	34.15
		SAR	475.00	475.00	540.00	0.00	-12.04
		KAR	700.00	550.00	800.00	27.27	-12.50
		HYD	1075.00	825.00	1000.00	30.30	7.50
		PSH	800.00	800.00	650.75	0.00	22.94
		QTA	650.00	650.00	437.50	0.00	48.57
0132302. KINO AVG. QLTY.	100	LAH	850.00	775.00	675.00	9.68	25.93
		FAS	362.50	362.50	550.00	0.00	-34.09
		RAW	612.50	562.50	462.50	8.89	32.43
		SAR	230.00	230.00	535.00	0.00	-57.01
		KAR	500.00	370.00	600.00	35.14	-16.67
		HYD	500.00	332.50	550.00	50.38	-9.09
		PSH	475.00	475.00	469.00	0.00	1.28
		QTA	650.00	650.00	350.00	0.00	85.71
0134401. STRAWBURY	40 KG.	LAH	3250.00	2775.00	3900.00	17.12	-16.67
		RAW	5900.00	8100.00	4825.00	-27.16	22.28
		KAR	7600.00	8500.00	5000.00	-10.59	52.00
		SKR	5000.00	3400.00	4000.00	47.06	25.00
0135101. APPLE AVG. QLTY.	40 KG.	LAH	2650.00	2666.67	2900.00	-0.63	-8.62
		RAW	2125.00	1975.00	1775.00	7.59	19.72
		MUL	2500.00	2500.00	3100.00	0.00	-19.35
		KAR	1700.00	1500.00	1450.00	13.33	17.24
		HYD	1700.00	1700.00	2000.00	0.00	-15.00

Contd.

7.10 Intercity Wholesale Prices of Selected Commodities

Group/Commodity/Item Specification	Unit	City	Prices (Rs.)			% Change in Mar. '14	
						Over	
			Mar. 2014	Feb. 2014	Mar. 2013	Feb. 14	Mar. 13
		SKR	2000.00	2625.00	1200.00	-23.81	66.67
		PSH	2100.00	2100.00	2364.00	0.00	-11.17
		MNG	3200.00	2950.00	2800.00	8.47	14.29
		QTA	3400.00	3400.00	3200.00	0.00	6.25
0135102. APPLE SUP. QLTY.	40 KG.	LAH	4300.00	4300.00	6600.00	0.00	-34.85
		RAW	5175.00	5125.00	4275.00	0.98	21.05
		GJT	5250.00	5250.00	4000.00	0.00	31.25
		KAR	2500.00	2320.00	2175.00	7.76	14.94
		PSH	3200.00	3200.00	3920.00	0.00	-18.37
		MNG	4000.00	3800.00	3100.00	5.26	29.03
		QTA	4400.00	4400.00	4200.00	0.00	4.76
0135901. GUAVA AVG. QLTY.	40 KG.	LAH	1950.00	1825.00	1900.00	6.85	2.63
		RAW	1875.00	1875.00	1875.00	0.00	0.00
		MUL	1700.00	1700.00	1500.00	0.00	13.33
		KAR	1220.00	855.00	840.00	42.69	45.24
		HYD	1600.00	1600.00	800.00	0.00	100.00
		PSH	1300.00	1250.00	1429.00	4.00	-9.03
		QTA	2600.00	2800.00	1600.00	-7.14	62.50
0136101. WATER MELON	40 KG.	LAH	1425.00	1425.00	625.00	0.00	128.00
		FAS	450.00	450.00	0.00	0.00	-----
		RAW	1235.00	1235.00	0.00	0.00	-----
		MUL	750.00	750.00	0.00	0.00	-----
		KSR	1150.00	1150.00	625.00	0.00	84.00
		KAR	645.00	645.00	0.00	0.00	-----
		HYD	1100.00	1100.00	1400.00	0.00	-21.43
		SKR	625.00	625.00	0.00	0.00	-----
		PSH	750.00	750.00	0.00	0.00	-----
		QTA	750.00	750.00	0.00	0.00	-----
0136102. MUSK MELON (SARDA/GARMA)	40 KG.	LAH	2325.00	2325.00	2050.00	0.00	13.41
		RAW	1275.00	1275.00	3175.00	0.00	-59.84
		SKT	1400.00	1400.00	0.00	0.00	-----
		KAR	1220.00	1220.00	5800.00	0.00	-78.97
		PSH	1000.00	1000.00	2200.00	0.00	-54.55
0136103. SWEET MELON (KHURBOZA)	40 KG.	LAH	1550.00	1550.00	1550.00	0.00	0.00
		RAW	1675.00	1675.00	1525.00	0.00	9.84
		KAR	1100.00	1100.00	650.00	0.00	69.23
		HYD	1600.00	1600.00	1950.00	0.00	-17.95
008. Dry Fruits							
0138101. ALMOND KAGZI (IN SHELL) AVG. QLTY.	40 KG.	LAH	19000.00	19000.00	16750.00	0.00	13.43
		RAW	10900.00	10900.00	8750.00	0.00	24.57
		MUL	17000.00	17000.00	14500.00	0.00	17.24
		KAR	15900.00	15900.00	14100.00	0.00	12.77
		HYD	13650.00	13650.00	13650.00	0.00	0.00
		MPK	16000.00	14000.00	12000.00	14.29	33.33
		PSH	19250.00	19250.00	17500.00	0.00	10.00
		MNG	23200.00	23200.00	18400.00	0.00	26.09
		QTA	12600.00	12600.00	12600.00	0.00	0.00
0138401. CHHOARA (DRY DATES) AVG. QLTY.	40 KG.	LAH	2900.00	2900.00	2900.00	0.00	0.00
		FAS	1850.00	1850.00	1900.00	0.00	-2.63
		RAW	3775.00	3775.00	3225.00	0.00	17.05
		MUL	3100.00	3100.00	2300.00	0.00	34.78
		KAR	3685.00	3685.00	3710.00	0.00	-0.67

Contd.

7.10 Intercity Wholesale Prices of Selected Commodities

Group/Commodity/Item Specification	Unit	City	Prices (Rs.)			% Change in Mar. 14	
						Over	
			Mar. 2014	Feb. 2014	Mar. 2013	Feb. 14	Mar. 13
		HYD	2850.00	2850.00	2800.00	0.00	1.79
		MPK	1800.00	1800.00	2000.00	0.00	-10.00
		PSH	2825.00	2825.00	3200.00	0.00	-11.72
		BNU	4000.00	4000.00	4000.00	0.00	0.00
0138501. PISTACHIO(WITHOUT SHELL)AVG. QLTY	40 KG.	LAH	67000.00	67000.00	60000.00	0.00	11.67
		RAW	89000.00	89000.00	50500.00	0.00	76.24
		MUL	87000.00	87000.00	53000.00	0.00	64.15
		KAR	64200.00	64200.00	59200.00	0.00	8.45
		HYD	85000.00	85000.00	54000.00	0.00	57.41
		SKR	92000.00	96000.00	60000.00	-4.17	53.33
		PSH	71000.00	71000.00	35000.00	0.00	102.86
		QTA	58000.00	58000.00	40000.00	0.00	45.00
0138901. COCONUT DRY AVG. QLTY.	40 KG.	LAH	5900.00	5700.00	5800.00	3.51	1.72
		MUL	8700.00	7900.00	5550.00	10.13	56.76
		GJT	8200.00	8200.00	5600.00	0.00	46.43
		KAR	7250.00	7250.00	7700.00	0.00	-5.84
		HYD	8250.00	7850.00	5900.00	5.10	39.83
		SKR	9200.00	8000.00	6800.00	15.00	35.29
		MPK	8400.00	8000.00	6000.00	5.00	40.00
		PSH	8000.00	8000.00	5600.00	0.00	42.86
		MNG	9000.00	8400.00	6000.00	7.14	50.00
009. Cotton Seeds							
0143101. COTTON SEEDS	40 KG.	FAS	1350.00	1275.00	900.00	5.88	50.00
		MUL	1225.00	1225.00	825.00	0.00	48.48
		SAH	1400.00	1200.00	650.00	16.67	115.38
		SAR	925.00	925.00	1150.00	0.00	-19.57
		SKT	1200.00	1150.00	1100.00	4.35	9.09
		KSR	1425.00	1425.00	1150.00	0.00	23.91
		KAR	1920.00	1920.00	2000.00	0.00	-4.00
		HYD	964.00	964.00	990.00	0.00	-2.63
010. Other Oil Seeds							
0144201. MUSTARD SEEDS	40 KG.	FAS	2450.00	2350.00	2200.00	4.26	11.36
		MUL	2600.00	2600.00	2525.00	0.00	2.97
		SAH	2300.00	2500.00	2250.00	-8.00	2.22
		BPR	2650.00	2650.00	2150.00	0.00	23.26
		KSR	2750.00	2750.00	2750.00	0.00	0.00
		KAR	2465.00	2465.00	2550.00	0.00	-3.33
		HYD	2325.00	2300.00	2200.00	1.09	5.68
		MPK	2500.00	2400.00	2050.00	4.17	21.95
		NWB	3000.00	3000.00	2400.00	0.00	25.00
		PSH	2680.00	2680.00	3100.00	0.00	-13.55
011. Edible Roots / Potatoes							
0151001. POTATOES WHITE AVG. QLTY.	40 KG.	KAR	990.00	870.00	365.00	13.79	171.23
		HYD	1150.00	800.00	450.00	43.75	155.56
		SKR	950.00	950.00	360.00	0.00	163.89
		MPK	1280.00	1000.00	400.00	28.00	220.00
		QTA	1350.00	950.00	550.00	42.11	145.45
0151002. POTATOES RED AVG. QLTY.	40 KG.	LAH	925.00	820.00	510.00	12.80	81.37
		FAS	900.00	700.00	440.00	28.57	104.55
		RAW	1465.00	1012.50	612.50	44.69	139.18
		MUL	1150.00	750.00	570.00	53.33	101.75
		GUJ	850.00	850.00	750.00	0.00	13.33

Contd.

7.10 Intercity Wholesale Prices of Selected Commodities

Group/Commodity/Item Specification	Unit	City	Prices (Rs.)			% Change in Mar. '14	
						Over	
			Mar. 2014	Feb. 2014	Mar. 2013	Feb. 14	Mar. 13
		SAH	1150.00	940.00	735.00	22.34	56.46
		SAR	760.00	760.00	440.00	0.00	72.73
		SKT	1425.00	950.00	560.00	50.00	154.46
		BPR	1200.00	760.00	500.00	57.89	140.00
		PSH	1100.00	1000.00	690.00	10.00	59.42
		MNG	1400.00	1020.00	640.00	37.25	118.75
012. Stimulant & Spice Crops							
0165201. RED CHILLIES DRY(WHOLE)	40 KG.	LAH	5900.00	5900.00	4400.00	0.00	34.09
		FAS	5650.00	5650.00	4500.00	0.00	25.56
		RAW	6525.00	6525.00	6450.00	0.00	1.16
		MUL	6100.00	6100.00	4300.00	0.00	41.86
		KAR	5100.00	3910.00	4500.00	30.43	13.33
		HYD	6000.00	6000.00	4800.00	0.00	25.00
		MPK	4800.00	5500.00	4000.00	-12.73	20.00
		PSH	6300.00	6300.00	4800.00	0.00	31.25
		QTA	10600.00	10600.00	13500.00	0.00	-21.48
0165401. CUMINSEED WHITE 50 G.PKT.NAT.	EACH	LAH	46.80	46.80	46.80	0.00	0.00
		FAS	48.28	48.28	44.82	0.00	7.72
		RAW	46.00	46.00	46.00	0.00	0.00
		MUL	48.67	48.67	44.82	0.00	8.59
		KAR	42.00	42.00	42.00	0.00	0.00
		HYD	50.00	50.00	47.00	0.00	6.38
		MPK	40.45	40.45	40.45	0.00	0.00
		PSH	51.00	47.00	41.85	8.51	21.86
		MNG	50.00	50.00	50.00	0.00	0.00
		QTA	46.00	46.00	43.00	0.00	6.98
0165402. CARDAMOM LARGE	40 KG.	LAH	82000.00	82000.00	56000.00	0.00	46.43
		RAW	72250.00	72250.00	63250.00	0.00	14.23
		MUL	87000.00	83000.00	57000.00	4.82	52.63
		KAR	85000.00	78000.00	60000.00	8.97	41.67
		HYD	78250.00	78250.00	67700.00	0.00	15.58
		MPK	86000.00	80000.00	59000.00	7.50	45.76
		PSH	77000.00	76000.00	56000.00	1.32	37.50
		QTA	82000.00	84000.00	77500.00	-2.38	5.81
0165403. CARDAMOM SMALL	KG.	LAH	1125.00	1125.00	1150.00	0.00	-2.17
		RAW	1775.00	1775.00	1625.00	0.00	9.23
		MUL	1300.00	1300.00	1100.00	0.00	18.18
		KAR	1225.00	1355.00	1190.00	-9.59	2.94
		HYD	1400.00	1400.00	1425.00	0.00	-1.75
		MPK	800.00	800.00	800.00	0.00	0.00
		PSH	1150.00	1150.00	1100.00	0.00	4.55
		QTA	2600.00	2600.00	2750.00	0.00	-5.45
0165501. CINNAMON	40 KG.	RAW	6125.00	6125.00	5825.00	0.00	5.15
		MUL	8300.00	8300.00	7100.00	0.00	16.90
		KAR	9000.00	8000.00	6750.00	12.50	33.33
		PSH	9250.00	9250.00	7200.00	0.00	28.47
		QTA	5100.00	5100.00	5100.00	0.00	0.00
0165701. GINGER GREEN	40 KG.	LAH	7250.00	7250.00	3250.00	0.00	123.08
		FAS	6500.00	6500.00	2600.00	0.00	150.00
		RAW	7650.00	7475.00	4025.00	2.34	90.06
		SAR	7350.00	7350.00	4045.00	0.00	81.71
		SKT	9100.00	6000.00	4000.00	51.67	127.50

Contd.

7.10 Intercity Wholesale Prices of Selected Commodities

Group/Commodity/Item Specification	Unit	City	Prices (Rs.)			% Change in Mar. '14	
						Over	
			Mar. 2014	Feb. 2014	Mar. 2013	Feb. 14	Mar. 13
		KAR	6200.00	7000.00	2350.00	-11.43	163.83
		HYD	8100.00	7650.00	3800.00	5.88	113.16
		SKR	7500.00	7500.00	3000.00	0.00	150.00
		PSH	7500.00	7000.00	3300.00	7.14	127.27
		MNG	10600.00	10800.00	3900.00	-1.85	171.79
		QTA	6600.00	6600.00	4600.00	0.00	43.48
013. Pulses							
0170101. KIDNEY BEANS DRY WHOLE (LOBIA)	40 KG.	LAH	5450.00	5450.00	4650.00	0.00	17.20
		RAW	4375.00	4375.00	4287.50	0.00	2.04
		MUL	4100.00	4100.00	4100.00	0.00	0.00
		KSR	5900.00	5900.00	4750.00	0.00	24.21
		KAR	3300.00	3760.00	3700.00	-12.23	-10.81
		HYD	3400.00	3250.00	3300.00	4.62	3.03
		PSH	5000.00	5000.00	4600.00	0.00	8.70
		BNU	4500.00	5000.00	4000.00	-10.00	12.50
		QTA	3300.00	3300.00	3700.00	0.00	-10.81
0170401. MASOOR WHOLE AVG. QLTY.	100 KG.	LAH	11250.00	10250.00	6550.00	9.76	71.76
		FAS	8200.00	8200.00	7000.00	0.00	17.14
		RAW	10250.00	10250.00	7350.00	0.00	39.46
		MUL	8900.00	8450.00	7100.00	5.33	25.35
		SAR	8750.00	8750.00	7250.00	0.00	20.69
		SKT	11000.00	9500.00	7500.00	15.79	46.67
		BPR	8600.00	8600.00	7150.00	0.00	20.28
		GJT	8750.00	8750.00	7000.00	0.00	25.00
		KSR	11750.00	9750.00	6450.00	20.51	82.17
		KAR	9100.00	8850.00	6100.00	2.82	49.18
		HYD	8750.00	8450.00	6500.00	3.55	34.62
		SKR	9000.00	9200.00	7750.00	-2.17	16.13
		MPK	9000.00	9000.00	7000.00	0.00	28.57
		PSH	9900.00	9450.00	7400.00	4.76	33.78
		QTA	12750.00	11750.00	8750.00	8.51	45.71
0170402. MASOOR SPLIT AVG. QLTY.	100 KG.	LAH	11750.00	11250.00	6700.00	4.44	75.37
		FAS	9250.00	9250.00	7650.00	0.00	20.92
		RAW	11250.00	11250.00	8950.00	0.00	25.70
		MUL	9500.00	9500.00	8100.00	0.00	17.28
		SAR	12500.00	12500.00	8625.00	0.00	44.93
		SKT	12000.00	11250.00	9250.00	6.67	29.73
		BPR	10000.00	10000.00	8750.00	0.00	14.29
		GJT	14100.00	13000.00	9000.00	8.46	56.67
		KAR	9600.00	9400.00	6900.00	2.13	39.13
		HYD	9350.00	9250.00	7800.00	1.08	19.87
		SKR	11400.00	11500.00	8750.00	-0.87	30.29
		LRK	11000.00	10000.00	10000.00	10.00	10.00
		MPK	10000.00	9600.00	8000.00	4.17	25.00
		PSH	9450.00	9450.00	8750.00	0.00	8.00
		QTA	12650.00	11650.00	9000.00	8.58	40.56
0170901. GRAM WHOLE YELLOW AVG. QLTY.	100 KG.	LAH	5500.00	5500.00	9250.00	0.00	-40.54
		FAS	6025.00	6025.00	8850.00	0.00	-31.92
		RAW	8750.00	8750.00	11450.00	0.00	-23.58
		MUL	8600.00	8100.00	8700.00	6.17	-1.15
		SAR	7900.00	7900.00	8750.00	0.00	-9.71
		BPR	8500.00	8500.00	9750.00	0.00	-12.82

Contd.

7.10 Intercity Wholesale Prices of Selected Commodities

Group/Commodity/Item Specification	Unit	City	Prices (Rs.)			% Change in Mar. '14	
						Over	
			Mar. 2014	Feb. 2014	Mar. 2013	Feb. 14	Mar. 13
		GJT	8500.00	8500.00	8800.00	0.00	-3.41
		KAR	8400.00	8400.00	10250.00	0.00	-18.05
		HYD	9000.00	9000.00	11200.00	0.00	-19.64
		SKR	7500.00	8250.00	10300.00	-9.09	-27.18
		MPK	8600.00	8500.00	8400.00	1.18	2.38
		PSH	8500.00	8500.00	8600.00	0.00	-1.16
		BNU	9000.00	9000.00	9000.00	0.00	0.00
		QTA	12750.00	12750.00	14000.00	0.00	-8.93
0170902. GRAM SPLIT AVG. QLTY.	100 KG.	LAH	5450.00	5450.00	7100.00	0.00	-23.24
		FAS	4900.00	4775.00	6350.00	2.62	-22.83
		RAW	6050.00	6050.00	8025.00	0.00	-24.61
		MUL	5750.00	5450.00	7300.00	5.50	-21.23
		GUJ	5850.00	5850.00	7250.00	0.00	-19.31
		SAR	5250.00	5250.00	6375.00	0.00	-17.65
		SKT	5900.00	7000.00	9500.00	-15.71	-37.89
		BPR	6000.00	6000.00	7650.00	0.00	-21.57
		GJT	5700.00	5950.00	7200.00	-4.20	-20.83
		KAR	4900.00	4900.00	9050.00	0.00	-45.86
		HYD	6150.00	6200.00	8500.00	-0.81	-27.65
		SKR	6125.00	6750.00	7750.00	-9.26	-20.97
		MPK	6500.00	6200.00	7000.00	4.84	-7.14
		PSH	6600.00	6100.00	7500.00	8.20	-12.00
		BNU	6100.00	6400.00	8000.00	-4.69	-23.75
		QTA	7700.00	7700.00	9500.00	0.00	-18.95
0170903. MASH WHOLE AVG. QLTY.	100 KG.	LAH	9100.00	9100.00	9575.00	0.00	-4.96
		FAS	9250.00	9250.00	8750.00	0.00	5.71
		RAW	9750.00	9750.00	9450.00	0.00	3.17
		MUL	9100.00	9100.00	9300.00	0.00	-2.15
		SKT	10500.00	11500.00	11500.00	-8.70	-8.70
		KSR	8850.00	8850.00	9675.00	0.00	-8.53
		KAR	8950.00	8950.00	9100.00	0.00	-1.65
0170904. MASH SPLIT AVG. QLTY.	100 KG.	LAH	11250.00	11250.00	11750.00	0.00	-4.26
		FAS	10675.00	10675.00	11000.00	0.00	-2.95
		RAW	12250.00	12250.00	13500.00	0.00	-9.26
		MUL	10750.00	10750.00	10250.00	0.00	4.88
		SKT	11250.00	12500.00	12500.00	-10.00	-10.00
		KSR	11300.00	11300.00	12400.00	0.00	-8.87
		KAR	9650.00	9650.00	10250.00	0.00	-5.85
		HYD	10050.00	9750.00	8750.00	3.08	14.86
		SKR	11250.00	10500.00	10619.00	7.14	5.94
		MPK	11000.00	11000.00	10500.00	0.00	4.76
		PSH	11000.00	10500.00	9700.00	4.76	13.40
		MNG	10800.00	10400.00	8800.00	3.85	22.73
		QTA	13200.00	12200.00	12000.00	8.20	10.00
0170905. MOONG WHOLE AVG. QLTY.	100 KG.	LAH	12250.00	12250.00	8125.00	0.00	50.77
		FAS	11250.00	11250.00	8100.00	0.00	38.89
		RAW	11750.00	11400.00	8550.00	3.07	37.43
		MUL	11750.00	11750.00	7100.00	0.00	65.49
		SKT	12250.00	10500.00	10500.00	16.67	16.67
		GJT	10750.00	10750.00	8500.00	0.00	26.47
		KSR	12250.00	12250.00	7900.00	0.00	55.06
		KAR	9100.00	9100.00	8850.00	0.00	2.82

Contd.

7.10 Intercity Wholesale Prices of Selected Commodities

Group/Commodity/Item Specification	Unit	City	Prices (Rs.)			% Change in Mar. '14	
						Over	
			Mar. 2014	Feb. 2014	Mar. 2013	Feb. 14	Mar. 13
		SKR	12250.00	12000.00	9500.00	2.08	28.95
		PSH	12450.00	11200.00	8300.00	11.16	50.00
		MNG	9020.00	10200.00	7600.00	-11.57	18.68
		QTA	14300.00	12300.00	8600.00	16.26	66.28
0170906. MOONG SPLIT AVG. QLT.	100 KG.	LAH	12550.00	12550.00	8500.00	0.00	47.65
		FAS	12250.00	12250.00	7750.00	0.00	58.06
		RAW	13100.00	12650.00	10250.00	3.56	27.80
		MUL	13900.00	12100.00	8700.00	14.88	59.77
		SKT	13250.00	12500.00	12500.00	6.00	6.00
		GJT	13000.00	12000.00	9000.00	8.33	44.44
		KAR	11400.00	11400.00	10150.00	0.00	12.32
		HYD	13400.00	12100.00	9650.00	10.74	38.86
		SKR	14250.00	14000.00	10750.00	1.79	32.56
		MPK	14200.00	13500.00	10400.00	5.19	36.54
		PSH	13750.00	11800.00	8250.00	16.53	66.67
		MNG	11700.00	11200.00	8000.00	4.46	46.25
		QTA	13900.00	11900.00	10250.00	16.81	35.61
014. Sugar Crops							
0180206. SUGAR CANE (OPEN MARKET)	40 KG.	FAS	177.50	177.50	177.50	0.00	0.00
		HYD	175.00	175.00	175.00	0.00	0.00
		PSH	180.00	180.00	180.00	0.00	0.00
015. Fibre Crops							
0192101. COTTON SPOT RATE EX-KAR.	40 KG.	KAR	7362.00	7616.75	7322.00	-3.34	0.55
0192201. JUTE BAGS LOCAL	100	LAH	12250.00	11250.00	11250.00	8.89	8.89
		FAS	9000.00	9000.00	9000.00	0.00	0.00
		KAR	9900.00	9400.00	6250.00	5.32	58.40
		PSH	9500.00	9500.00	9500.00	0.00	0.00
016. Unmanufactured Tobacco							
0197001. TOBACCO SIND KARO	40 KG.	SAR	4200.00	4200.00	3950.00	0.00	6.33
		SKR	2200.00	2200.00	2200.00	0.00	0.00
		LRK	1980.00	1960.00	1900.00	1.02	4.21
0197002. TOBACCO DESI(MITHA)	40 KG.	LAH	5050.00	5050.00	4375.00	0.00	15.43
		SAR	5850.00	5850.00	6000.00	0.00	-2.50
		HYD	4000.00	4000.00	4000.00	0.00	0.00
		QTA	2545.00	2545.00	2545.00	0.00	0.00
0197003. TOBACCO SUFAID PATHA	40 KG.	MUL	6600.00	6600.00	6100.00	0.00	8.20
		SAR	3250.00	3250.00	3250.00	0.00	0.00
		KAR	2690.00	2690.00	2670.00	0.00	0.75
		HYD	3250.00	3250.00	3250.00	0.00	0.00
		QTA	5415.00	5415.00	5415.00	0.00	0.00
0197004. TOBACCO HUKKA TWISTED	40 KG.	LAH	4300.00	4300.00	3625.00	0.00	18.62
		RAW	2375.00	2375.00	2175.00	0.00	9.20
		MUL	4300.00	4300.00	4100.00	0.00	4.88
		HYD	4100.00	4100.00	4100.00	0.00	0.00
		SKR	2800.00	2800.00	2800.00	0.00	0.00
		QTA	2970.00	2970.00	2970.00	0.00	0.00
0197005. TOBACCO HUKKA PREPARED	40 KG.	LAH	3300.00	3300.00	2875.00	0.00	14.78
		RAW	1275.00	1275.00	1125.00	0.00	13.33
		MUL	1000.00	1000.00	1000.00	0.00	0.00
		KSR	3200.00	3200.00	2525.00	0.00	26.73
		LRK	1500.00	1450.00	1400.00	3.45	7.14
		QTA	1530.00	1530.00	1530.00	0.00	0.00

Contd.

7.10 Intercity Wholesale Prices of Selected Commodities

Group/Commodity/Item Specification	Unit	City	Prices (Rs.)			% Change in Mar. '14	
						Over	
			Mar. 2014	Feb. 2014	Mar. 2013	Feb. 14	Mar. 13
017. Poultry							
0215101. CHICKEN FARM(LIVE)	1 KG.	LAH	136.50	121.50	91.50	12.35	49.18
		FAS	147.50	140.00	97.00	5.36	52.06
		RAW	146.50	131.50	101.00	11.41	45.05
		MUL	149.00	125.00	97.00	19.20	53.61
		GUJ	136.00	126.00	96.00	7.94	41.67
		SKT	140.00	142.00	95.00	-1.41	47.37
		BPR	151.00	132.00	101.00	14.39	49.50
		KAR	179.00	172.00	136.00	4.07	31.62
		HYD	180.00	152.00	135.00	18.42	33.33
		SKR	154.00	145.00	120.00	6.21	28.33
		MPK	160.00	128.00	120.00	25.00	33.33
		PSH	150.00	148.00	110.00	1.35	36.36
		MNG	179.00	181.00	148.00	-1.10	20.95
		QTA	175.00	165.00	145.00	6.06	20.69
018. Raw Milk from Bovine Animals							
0221101. FRESH MILK	40 LTR.	LAH	2020.00	2020.00	1980.00	0.00	2.02
		FAS	2000.00	2000.00	2000.00	0.00	0.00
		RAW	2650.00	2650.00	2112.50	0.00	25.44
		MUL	2300.00	2300.00	2100.00	0.00	9.52
		SAH	1650.00	1650.00	1650.00	0.00	0.00
		SKT	2200.00	2200.00	2200.00	0.00	0.00
		KSR	2000.00	2000.00	1920.00	0.00	4.17
		KAR	2480.00	2480.00	2400.00	0.00	3.33
		HYD	2650.00	2650.00	2500.00	0.00	6.00
		SKR	2775.00	2775.00	2650.00	0.00	4.72
		MPK	2560.00	2560.00	2480.00	0.00	3.23
		PSH	2180.00	2200.00	1950.00	-0.91	11.79
		BNU	2500.00	2200.00	2000.00	13.64	25.00
		QTA	2800.00	2800.00	2800.00	0.00	0.00
019. Eggs							
0231001. EGGS FARM CRATE OF 30 DOZ.	EACH	LAH	3100.00	2760.00	2585.00	12.32	19.92
		FAS	3320.00	2640.00	2520.00	25.76	31.75
		RAW	3290.00	2712.50	2570.00	21.29	28.02
		MUL	3350.00	2650.00	2450.00	26.42	36.73
		GUJ	3330.00	2580.00	2650.00	29.07	25.66
		SKT	3000.00	2850.00	2700.00	5.26	11.11
		BPR	3330.00	2820.00	2580.00	18.09	29.07
		KAR	3435.00	2885.00	2640.00	19.06	30.11
		HYD	3450.00	2950.00	2640.00	16.95	30.68
		SKR	3420.00	2680.00	2650.00	27.61	29.06
		MPK	3360.00	2760.00	2640.00	21.74	27.27
		PSH	3350.00	2625.00	3000.00	27.62	11.67
		MNG	3255.00	2725.00	2600.00	19.45	25.19
		QTA	3200.00	3200.00	2400.00	0.00	33.33
020. Raw Animal Materials / Wool							
0294201. WOOL PAK. SUPERIOR WHITE	40 KG.	LAH	775.00	775.00	775.00	0.00	0.00
		MUL	2550.00	2500.00	2100.00	2.00	21.43
		KAR	2820.00	2820.00	2780.00	0.00	1.44
		BNU	2500.00	2500.00	2600.00	0.00	-3.85
0294202. WOOL PAK. SUPERIOR YELLOW	40 KG.	LAH	862.50	862.50	862.50	0.00	0.00
		MUL	2100.00	2300.00	1900.00	-8.70	10.53

Contd.

7.10 Intercity Wholesale Prices of Selected Commodities

Group/Commodity/Item Specification	Unit	City	Prices (Rs.)			% Change in Mar. '14 Over	
			Mar. 2014	Feb. 2014	Mar. 2013	Feb. 14	Mar. 13
		KAR	2820.00	2820.00	2750.00	0.00	2.55
		BNU	2250.00	2250.00	1300.00	0.00	73.08
0294203. WOOL PAK MEDIUM WHITE	40 KG.	LAH	740.00	740.00	740.00	0.00	0.00
		MUL	2100.00	2100.00	1700.00	0.00	23.53
		KAR	2410.00	2410.00	2350.00	0.00	2.55
		BNU	2100.00	2100.00	1150.00	0.00	82.61
0294204. WOOL PAK.MEDIUM YELLOW	40 KG.	LAH	640.00	640.00	640.00	0.00	0.00
		MUL	1850.00	1700.00	1500.00	8.82	23.33
		KAR	2270.00	2270.00	2230.00	0.00	1.79
		BNU	1850.00	1850.00	1150.00	0.00	60.87
0294205. WOOL COLOURED LIGHT	40 KG.	LAH	825.00	825.00	825.00	0.00	0.00
		MUL	1100.00	1300.00	950.00	-15.38	15.79
		KAR	1900.00	1900.00	1870.00	0.00	1.60
		BNU	1450.00	1450.00	1000.00	0.00	45.00
0294206. WOOL COLOURED DARK	40 KG.	LAH	800.00	800.00	800.00	0.00	0.00
		MUL	1100.00	1100.00	1100.00	0.00	0.00
		KAR	1835.00	1835.00	1760.00	0.00	4.26
		BNU	1450.00	1450.00	1110.00	0.00	30.63
021. Hides & Fur Skins, Raw							
0295101. HIDES WET SALTED COW MEDIUM	EACH	LAH	1975.00	1975.00	1850.00	0.00	6.76
		RAW	1975.00	1975.00	1975.00	0.00	0.00
		MUL	2900.00	2750.00	2450.00	5.45	18.37
		SKT	2950.00	2950.00	2800.00	0.00	5.36
		KSR	1925.00	1925.00	1825.00	0.00	5.48
		KAR	3900.00	3900.00	3900.00	0.00	0.00
		HYD	2000.00	2000.00	1850.00	0.00	8.11
		BNU	1450.00	1450.00	1450.00	0.00	0.00
		QTA	3000.00	3000.00	3000.00	0.00	0.00
0295102. HIDES WET SALTED BUFFALO MEDIUM	EACH	LAH	1675.00	1675.00	1550.00	0.00	8.06
		RAW	1975.00	1975.00	1975.00	0.00	0.00
		MUL	3650.00	3400.00	2750.00	7.35	32.73
		SKT	2950.00	2950.00	3100.00	0.00	-4.84
		KSR	1625.00	1625.00	1525.00	0.00	6.56
		KAR	2650.00	2650.00	2100.00	0.00	26.19
		HYD	1850.00	1850.00	1750.00	0.00	5.71
		BNU	1825.00	1825.00	1650.00	0.00	10.61
		QTA	2400.00	2400.00	2400.00	0.00	0.00
0295103. HIDES WET SALTED CALF MEDIUM	EACH	LAH	1225.00	1225.00	1050.00	0.00	16.67
		RAW	1075.00	1075.00	1075.00	0.00	0.00
		MUL	1500.00	1500.00	1050.00	0.00	42.86
		SKT	500.00	500.00	650.00	0.00	-23.08
		KSR	975.00	975.00	825.00	0.00	18.18
		KAR	1700.00	1700.00	1550.00	0.00	9.68
		HYD	2050.00	2050.00	2050.00	0.00	0.00
		BNU	750.00	750.00	750.00	0.00	0.00
		QTA	2300.00	2300.00	2300.00	0.00	0.00
0295301. SHEEP SKIN MEDIUM	100	RAW	23500.00	23500.00	23500.00	0.00	0.00
		MUL	32500.00	32500.00	47500.00	0.00	-31.58
		KSR	22000.00	22000.00	21000.00	0.00	4.76
		KAR	48750.00	48750.00	47340.00	0.00	2.98
		HYD	20500.00	20500.00	20500.00	0.00	0.00
		PSH	35000.00	35000.00	30000.00	0.00	16.67

Contd.

7.10 Intercity Wholesale Prices of Selected Commodities

Group/Commodity/Item Specification	Unit	City	Prices (Rs.)			% Change in Mar. '14	
						Over	
			Mar. 2014	Feb. 2014	Mar. 2013	Feb. 14	Mar. 13
0295302. SHEEP SKIN LARGE	100	QTA	50000.00	50000.00	50000.00	0.00	0.00
		LAH	39000.00	39000.00	36250.00	0.00	7.59
		RAW	29500.00	29500.00	29500.00	0.00	0.00
		MUL	47500.00	47500.00	57500.00	0.00	-17.39
		KSR	30500.00	30500.00	29000.00	0.00	5.17
		KAR	63750.00	63750.00	60250.00	0.00	5.81
		HYD	31500.00	31500.00	31500.00	0.00	0.00
		PSH	52000.00	52000.00	50000.00	0.00	4.00
0295401. GOAT SKIN LARGE	100	QTA	60000.00	60000.00	60000.00	0.00	0.00
		LAH	31000.00	31000.00	28000.00	0.00	10.71
		RAW	28250.00	28250.00	28250.00	0.00	0.00
		KSR	27500.00	27500.00	25500.00	0.00	7.84
		KAR	52750.00	52750.00	52750.00	0.00	0.00
		HYD	36500.00	36500.00	36500.00	0.00	0.00
		PSH	32000.00	32000.00	27500.00	0.00	16.36
		QTA	46500.00	46500.00	46500.00	0.00	0.00
0295402. GOAT SKIN EXTRA LARGE	100	LAH	41000.00	41000.00	33500.00	0.00	22.39
		RAW	29750.00	29750.00	29750.00	0.00	0.00
		MUL	57500.00	57500.00	57500.00	0.00	0.00
		KSR	39500.00	39500.00	32500.00	0.00	21.54
		KAR	64500.00	64500.00	64500.00	0.00	0.00
		HYD	36750.00	36750.00	36750.00	0.00	0.00
		PSH	35000.00	35000.00	33500.00	0.00	4.48
		QTA	52500.00	52500.00	52500.00	0.00	0.00
0295403. GOAT SKIN MEDIUM	100	LAH	29000.00	29000.00	25000.00	0.00	16.00
		RAW	24750.00	24750.00	24750.00	0.00	0.00
		MUL	37500.00	37500.00	42500.00	0.00	-11.76
		SKT	42500.00	42500.00	40000.00	0.00	6.25
		KSR	24500.00	24500.00	20500.00	0.00	19.51
		KAR	46000.00	46000.00	46000.00	0.00	0.00
		PSH	25000.00	25000.00	22000.00	0.00	13.64
		QTA	37500.00	37500.00	37500.00	0.00	0.00
0295404. GOAT SKIN SMALL	100	LAH	21000.00	21000.00	19000.00	0.00	10.53
		RAW	23750.00	23750.00	23750.00	0.00	0.00
		SKT	15000.00	15000.00	15000.00	0.00	0.00
		KSR	18500.00	18500.00	15500.00	0.00	19.35
		KAR	33875.00	33875.00	33875.00	0.00	0.00
		PSH	18000.00	18000.00	16000.00	0.00	12.50
		QTA	27000.00	27000.00	27000.00	0.00	0.00
		022. Fuel Wood in Logs					
0313001. FIRE WOOD MIXED DRY	40 KG.	LAH	590.00	590.00	540.00	0.00	9.26
		FAS	380.00	380.00	380.00	0.00	0.00
		RAW	537.50	537.50	490.00	0.00	9.69
		MUL	450.00	400.00	350.00	12.50	28.57
		GJT	470.00	470.00	420.00	0.00	11.90
		KAR	455.00	455.00	390.00	0.00	16.67
		HYD	350.00	350.00	300.00	0.00	16.67
		SKR	350.00	350.00	350.00	0.00	0.00
		LRK	400.00	425.00	400.00	-5.88	0.00
		PSH	610.00	610.00	575.00	0.00	6.09
		MNG	500.00	500.00	380.00	0.00	31.58
		QTA	465.00	465.00	465.00	0.00	0.00

Contd.

7.10 Intercity Wholesale Prices of Selected Commodities

Group/Commodity/Item Specification	Unit	City	Prices (Rs.)			% Change in Mar. 14	
						Over	
			Mar. 2014	Feb. 2014	Mar. 2013	Feb. 14	Mar. 13
023. Fish Live Fresh or Chilled							
0411901. FISH RAHU RIVER	40 KG.	LAH	9100.00	9100.00	9100.00	0.00	0.00
		RAW	6125.00	6125.00	5550.00	0.00	10.36
		MUL	9700.00	9700.00	8100.00	0.00	19.75
		HYD	8000.00	8000.00	7100.00	0.00	12.68
		SKR	8800.00	8800.00	6200.00	0.00	41.94
		PSH	7600.00	7600.00	8500.00	0.00	-10.59
0411902. FISH RAHU SEA	40 KG.	KAR	3100.00	3100.00	3700.00	0.00	-16.22
0411903. FISH SURMAI (SEA)	40 KG.	KAR	7600.00	7600.00	4800.00	0.00	58.33
2. Ores/Minerals, Elec., Gas & Water							
024. Coal not Agglomerated							
1101001. COAL	MT.	LAH	14250.00	14250.00	14250.00	0.00	0.00
025. Natural Gas Liquified							
1202001. SUI GAS GENERAL INDUSTRIAL USE	MMBTU	KAR	571.23	571.23	566.35	0.00	0.86
1202002. LPG	KG.	LAH	120.00	114.75	116.25	4.58	3.23
		RAW	130.50	132.50	125.25	-1.51	4.19
		KAR	112.50	112.50	120.00	0.00	-6.25
		PSH	150.00	150.00	160.00	0.00	-6.25
		QTA	135.00	130.00	130.00	3.85	3.85
1202003. CNG	KG.	KAR	70.20	70.20	70.11	0.00	0.13
026. Salt & Pure Sodium Chloride							
1620001. SALT CRUSHED LAHORI	40 KG.	LAH	195.00	195.00	147.50	0.00	32.20
		RAW	305.00	305.00	282.50	0.00	7.96
		MUL	280.00	280.00	280.00	0.00	0.00
		GJT	125.00	125.00	125.00	0.00	0.00
		KAR	325.00	325.00	270.00	0.00	20.37
		SKR	275.00	275.00	200.00	0.00	37.50
		PSH	200.00	200.00	155.00	0.00	29.03
1620002. SEA SALT	40 KG.	LAH	195.00	195.00	132.50	0.00	47.17
		FAS	400.00	400.00	320.00	0.00	25.00
		KAR	122.50	122.50	87.50	0.00	40.00
		HYD	130.00	130.00	130.00	0.00	0.00
		NWB	250.00	250.00	200.00	0.00	25.00
027. Electrical Energy							
1710011. ELECTRICITY TARRIF B1	KWH.	KAR	14.75	14.75	10.71	0.00	37.72
1710012. ELECTRICITY TARRIF B2	KWH.	KAR	14.77	14.77	9.97	0.00	48.14
1710013. ELECTRICITY TARRIF B3	KWH.	KAR	15.15	15.15	10.05	0.00	50.75
1710014. ELECTRICITY TARRIF B4	KWH.	KAR	14.96	14.96	9.71	0.00	54.07
1710021. ELECTRICITY TARIFF-D1	KWH.	KAR	10.66	10.66	10.00	0.00	6.60
1710022. ELECTRICITY TARIFF-D2	KWH.	KAR	11.89	11.89	11.00	0.00	8.09
3. Food, Beverages, Tobacco, Textiles, Leather							
3a) Food Products, Beverages & Tobacco							
028. Meat of Animals							
2111101. BEEF	40 KG.	LAH	10700.00	10700.00	10200.00	0.00	4.90
		FAS	8500.00	8500.00	8500.00	0.00	0.00
		RAW	8550.00	8550.00	8250.00	0.00	3.64
		MUL	8800.00	8800.00	8800.00	0.00	0.00
		SAR	10000.00	10000.00	9400.00	0.00	6.38
		GJT	10000.00	10000.00	9200.00	0.00	8.70
		KAR	8300.00	8300.00	8200.00	0.00	1.22
		HYD	9550.00	9550.00	9450.00	0.00	1.06
		PSH	9900.00	9900.00	9900.00	0.00	0.00

Contd.

7.10 Intercity Wholesale Prices of Selected Commodities

Group/Commodity/Item Specification	Unit	City	Prices (Rs.)			% Change in Mar. 14	
						Over	
			Mar. 2014	Feb. 2014	Mar. 2013	Feb. 14	Mar. 13
		MNG	10000.00	10000.00	10000.00	0.00	0.00
		QTA	11500.00	11500.00	10800.00	0.00	6.48
2111601. MUTTON	40 KG.	LAH	23600.00	23600.00	21100.00	0.00	11.85
		FAS	18000.00	18000.00	18000.00	0.00	0.00
		RAW	22650.00	22650.00	21550.00	0.00	5.10
		MUL	20200.00	20200.00	18400.00	0.00	9.78
		KAR	16800.00	16800.00	16000.00	0.00	5.00
		HYD	19250.00	19250.00	17650.00	0.00	9.07
		PSH	22000.00	22000.00	19000.00	0.00	15.79
		MNG	16000.00	16000.00	16000.00	0.00	0.00
		QTA	21200.00	21200.00	20400.00	0.00	3.92
029. Vegetables & Fruit Juice							
2133101. TOMATO KETCHUP 300 GM.	DOZ.	LAH	815.00	815.00	815.00	0.00	0.00
		FAS	892.20	892.20	785.00	0.00	13.66
		RAW	862.50	862.50	862.50	0.00	0.00
		MUL	876.00	876.00	792.00	0.00	10.61
		GJT	900.00	900.00	780.00	0.00	15.38
		KAR	780.00	780.00	780.00	0.00	0.00
		HYD	724.00	724.00	724.00	0.00	0.00
		SKR	880.00	1052.90	1052.90	-16.42	-16.42
		MPK	772.00	772.00	772.00	0.00	0.00
		PSH	888.00	960.00	780.00	-7.50	13.85
		MNG	816.00	816.00	816.00	0.00	0.00
		QTA	828.00	828.00	828.00	0.00	0.00
2133901. CHILLES & LIME PKL.IN OIL 340 G.	DOZ.	LAH	1017.00	1017.00	1017.00	0.00	0.00
		RAW	1137.50	1137.50	1137.50	0.00	0.00
		KAR	960.00	960.00	960.00	0.00	0.00
		MPK	992.76	992.76	992.76	0.00	0.00
		PSH	1080.00	1080.00	1080.00	0.00	0.00
		QTA	938.00	938.00	938.00	0.00	0.00
030. Dried Fruits & Nuts							
2141101. KISHMISH(RAISIN) AVG. QLTY.	40 KG.	LAH	9000.00	9000.00	11000.00	0.00	-18.18
		RAW	8100.00	8100.00	7100.00	0.00	14.08
		MUL	8100.00	8100.00	8100.00	0.00	0.00
		KAR	9000.00	9000.00	8700.00	0.00	3.45
		HYD	8500.00	8500.00	8400.00	0.00	1.19
		MPK	11500.00	11500.00	11500.00	0.00	0.00
		PSH	7200.00	7200.00	7100.00	0.00	1.41
		BNU	8650.00	8650.00	7000.00	0.00	23.57
		QTA	5100.00	5100.00	5100.00	0.00	0.00
2141301. GROUND NUT WITH SHELL AVG. QLTY.	40 KG.	LAH	4750.00	4750.00	4550.00	0.00	4.40
		RAW	3975.00	4025.00	4975.00	-1.24	-20.10
		MUL	4100.00	4100.00	5100.00	0.00	-19.61
		KAR	6875.00	6875.00	6500.00	0.00	5.77
		HYD	4600.00	4600.00	4500.00	0.00	2.22
		MPK	3000.00	3000.00	3500.00	0.00	-14.29
		PSH	5600.00	5600.00	5600.00	0.00	0.00
		QTA	3850.00	3850.00	3850.00	0.00	0.00
031. Fruit Juices							
2142901. ROOHAFZA(SHARBAT)	DOZ.	LAH	1480.00	1480.00	1480.00	0.00	0.00
		FAS	1500.00	1500.00	1500.00	0.00	0.00
		RAW	1562.50	1532.50	1372.50	1.96	13.84

Contd.

7.10 Intercity Wholesale Prices of Selected Commodities

Group/Commodity/Item Specification	Unit	City	Prices (Rs.)			% Change in Mar. '14	
						Over	
			Mar. 2014	Feb. 2014	Mar. 2013	Feb. 14	Mar. 13
		MUL	1520.00	1500.00	1440.00	1.33	5.56
		GUJ	1530.00	1530.00	1500.00	0.00	2.00
		BPR	1500.00	1500.00	1500.00	0.00	0.00
		GJT	1520.00	1520.00	1476.00	0.00	2.98
		KAR	1500.00	1500.00	1326.00	0.00	13.12
		HYD	1510.00	1510.00	1480.00	0.00	2.03
		SKR	1500.00	1500.00	1480.00	0.00	1.35
		LRK	1550.00	1560.00	1470.00	-0.64	5.44
		PSH	1420.00	1420.00	1400.00	0.00	1.43
		BNU	1470.00	1470.00	1470.00	0.00	0.00
		MNG	1520.00	1520.00	1450.00	0.00	4.83
		QTA	1596.00	1596.00	1596.00	0.00	0.00
2142902. JAM-E-SHREEN	DOZ.	LAH	1440.00	1440.00	1440.00	0.00	0.00
		FAS	1500.00	1500.00	1500.00	0.00	0.00
		RAW	1610.00	1595.00	1595.00	0.94	0.94
		MUL	1520.00	1520.00	1450.00	0.00	4.83
		GUJ	1500.00	1520.00	1500.00	-1.32	0.00
		BPR	1520.00	1520.00	1520.00	0.00	0.00
		KAR	1500.00	1500.00	1479.00	0.00	1.42
		HYD	1510.00	1510.00	1460.00	0.00	3.42
		SKR	1500.00	1500.00	1470.00	0.00	2.04
		PSH	1420.00	1430.00	1380.00	-0.70	2.90
		BNU	1470.00	1470.00	1470.00	0.00	0.00
		MNG	1520.00	1520.00	1450.00	0.00	4.83
2142903. FRUIT JUICE TETRA PACK	DOZ.	LAH	150.00	150.00	112.00	0.00	33.93
		FAS	144.00	144.00	142.00	0.00	1.41
		RAW	137.50	137.50	137.50	0.00	0.00
		MUL	135.00	135.00	135.00	0.00	0.00
		KAR	136.00	136.00	120.00	0.00	13.33
		HYD	130.00	130.00	130.00	0.00	0.00
		SKR	180.00	180.00	180.00	0.00	0.00
		PSH	130.00	129.00	120.00	0.78	8.33
		QTA	110.00	110.00	110.00	0.00	0.00
2142904. LEMON/ORANGE SQUASH MITCHELS(730	DOZ.	LAH	1540.00	1540.00	1540.00	0.00	0.00
		FAS	1560.00	1560.00	1440.00	0.00	8.33
		RAW	1615.00	1615.00	1510.00	0.00	6.95
		MUL	1612.00	1612.00	1416.00	0.00	13.84
		KAR	1400.00	1400.00	1400.00	0.00	0.00
		HYD	1620.00	1620.00	1500.00	0.00	8.00
		PSH	1410.00	1410.00	1320.00	0.00	6.82
2142905. MUREEY BREWERY (TOPS)	DOZ.	LAH	495.00	495.00	495.00	0.00	0.00
		RAW	1055.00	1055.00	970.00	0.00	8.76
		KSR	435.00	435.00	435.00	0.00	0.00
2149201. APL/MNG/ORG/MIX. FRUIT JAM 450 G.	DOZ.	LAH	1455.00	1455.00	1248.00	0.00	16.59
		RAW	1337.50	1337.50	1267.50	0.00	5.52
		KAR	1184.00	1184.00	1184.00	0.00	0.00
		MPK	1183.00	1183.00	1183.00	0.00	0.00
		PSH	1390.00	1390.00	1308.00	0.00	6.27
		QTA	1320.00	1320.00	1320.00	0.00	0.00
2149202. MANGO/MIXED PICKLE IN OIL 340 G.	DOZ.	LAH	1080.00	1080.00	1015.00	0.00	6.40
		RAW	1137.50	1137.50	1137.50	0.00	0.00
		KAR	960.00	960.00	960.00	0.00	0.00

Contd.

7.10 Intercity Wholesale Prices of Selected Commodities

Group/Commodity/Item Specification	Unit	City	Prices (Rs.)			% Change in Mar. -14	
						Over	
			Mar. 2014	Feb. 2014	Mar. 2013	Feb. 14	Mar. 13
		MPK	992.76	992.76	992.76	0.00	0.00
		PSH	1080.00	1080.00	1000.00	0.00	8.00
		QTA	936.00	936.00	936.00	0.00	0.00
032. Vegetable Oils Refined							
2154101. SOYABEAN COOKING OIL TIN	5 LTR.	LAH	940.00	940.00	940.00	0.00	0.00
		FAS	960.00	960.00	960.00	0.00	0.00
		RAW	982.50	982.50	957.50	0.00	2.61
		MUL	1024.00	1024.00	982.00	0.00	4.28
		KAR	985.00	985.00	985.00	0.00	0.00
		HYD	1024.00	1024.00	1010.00	0.00	1.39
		SKR	980.00	985.00	960.00	-0.51	2.08
		MPK	970.00	970.00	970.00	0.00	0.00
		PSH	975.00	987.50	970.00	-1.27	0.52
		BNU	1000.00	1000.00	900.00	0.00	11.11
		QTA	915.00	915.00	915.00	0.00	0.00
2154301. SUN FLOWER COOKING OIL	5 LTR.	LAH	940.00	940.00	940.00	0.00	0.00
		FAS	920.00	875.00	830.00	5.14	10.84
		RAW	982.50	982.50	957.50	0.00	2.61
		MUL	1045.00	1045.00	1045.00	0.00	0.00
		GJT	1045.00	1045.00	1045.00	0.00	0.00
		KAR	985.00	985.00	985.00	0.00	0.00
		HYD	880.00	880.00	880.00	0.00	0.00
		SKR	880.00	880.00	900.00	0.00	-2.22
		PSH	1050.00	1062.50	1015.00	-1.18	3.45
		MNG	920.00	920.00	880.00	0.00	4.55
		QTA	900.00	900.00	900.00	0.00	0.00
2154401. MUSTARD & RAPE SEED OIL.	40 KG.	LAH	5850.00	5650.00	5950.00	3.54	-1.68
		RAW	7275.00	7275.00	7275.00	0.00	0.00
		MUL	5750.00	5550.00	5925.00	3.60	-2.95
		KSR	5750.00	5550.00	5950.00	3.60	-3.36
		KAR	6500.00	6500.00	6500.00	0.00	0.00
		HYD	5600.00	5600.00	5800.00	0.00	-3.45
		MPK	5600.00	5520.00	5500.00	1.45	1.82
		PSH	7250.00	7250.00	7250.00	0.00	0.00
		BNU	6200.00	6200.00	6500.00	0.00	-4.62
		QTA	6000.00	6000.00	5800.00	0.00	3.45
2154801. COTTON SEED OIL	40 KG.	LAH	5625.00	5525.00	5700.00	1.81	-1.32
		MUL	5400.00	5100.00	4950.00	5.88	9.09
		GUJ	7000.00	7000.00	7000.00	0.00	0.00
		SAR	5081.00	5081.00	5200.00	0.00	-2.29
		KAR	5850.00	5850.00	6090.00	0.00	-3.94
		HYD	5150.00	5000.00	5350.00	3.00	-3.74
		SKR	5360.00	4720.00	5020.00	13.56	6.77
		NWB	6000.00	6000.00	5950.00	0.00	0.84
		PSH	6100.00	5800.00	5800.00	5.17	5.17
2154901. RAFHAN CORN OIL	2.00 LT	LAH	650.00	600.00	525.00	8.33	23.81
		FAS	720.00	615.00	610.00	17.07	18.03
		RAW	537.50	537.50	500.00	0.00	7.50
		MUL	606.00	606.00	606.00	0.00	0.00
		KAR	547.50	547.50	525.00	0.00	4.29
		HYD	617.01	617.01	610.00	0.00	1.15
		MPK	630.00	607.00	510.00	3.79	23.53

Contd.

7.10 Intercity Wholesale Prices of Selected Commodities

Group/Commodity/Item Specification	Unit	City	Prices (Rs.)			% Change in Mar. '14	
						Over	
			Mar. 2014	Feb. 2014	Mar. 2013	Feb. 14	Mar. 13
		PSH	670.00	620.00	570.00	8.06	17.54
		MNG	630.00	630.00	590.00	0.00	6.78
		QTA	535.00	535.00	535.00	0.00	0.00
033. Vegetable Ghee							
2159001. VEGETABLE GHEE(16 KG TIN)	EACH	LAH	2550.00	2470.00	2275.00	3.24	12.09
		RAW	2465.00	2437.50	2382.50	1.13	3.46
		MUL	2680.00	2520.00	2580.00	6.35	3.88
		SKT	2570.00	2430.00	2320.00	5.76	10.78
		KAR	2455.00	2455.00	2610.00	0.00	-5.94
		SKR	2440.00	2325.00	2290.00	4.95	6.55
		MPK	2400.00	2250.00	2150.00	6.67	11.63
		PSH	2740.00	2620.00	2555.00	4.58	7.24
		MNG	2580.00	2580.00	2550.00	0.00	1.18
		QTA	2775.00	2775.00	2575.00	0.00	7.77
2159002. VEGETABLE GHEE(DALDA/TULO/HABIB/S 05 KG.		LAH	995.00	995.00	995.00	0.00	0.00
		FAS	965.00	932.50	925.00	3.49	4.32
		RAW	992.50	992.50	957.50	0.00	3.66
		MUL	976.00	976.00	995.00	0.00	-1.91
		SAR	1090.00	1010.00	1200.00	7.92	-9.17
		GJT	970.00	970.00	1080.00	0.00	-10.19
		KAR	982.50	982.50	982.50	0.00	0.00
		HYD	966.00	966.00	966.00	0.00	0.00
		SKR	970.00	940.00	970.00	3.19	0.00
		PSH	970.00	970.00	970.00	0.00	0.00
		QTA	1015.00	1015.00	925.00	0.00	9.73
034. Oil Cakes							
2171001. COTTON SEED OIL CAKES	40 KG.	LAH	1350.00	1350.00	1125.00	0.00	20.00
		FAS	1350.00	1250.00	900.00	8.00	50.00
		MUL	1175.00	1125.00	850.00	4.44	38.24
		SAR	1075.00	1075.00	865.00	0.00	24.28
		BPR	1425.00	1325.00	1150.00	7.55	23.91
		HYD	975.00	975.00	780.00	0.00	25.00
		SKR	1305.00	1178.95	873.69	10.69	49.37
		MPK	1178.00	960.00	910.00	22.71	29.45
		PSH	1000.00	1000.00	1020.00	0.00	-1.96
		QTA	925.00	925.00	925.00	0.00	0.00
2171002. MUSTARD & RAPSEED OIL CAKES	40 KG.	LAH	1250.00	1250.00	1075.00	0.00	16.28
		FAS	1400.00	1380.00	1100.00	1.45	27.27
		MUL	1430.00	1375.00	1165.00	4.00	22.75
		SAR	1150.00	1150.00	1265.00	0.00	-9.09
		BPR	1475.00	1475.00	1225.00	0.00	20.41
		HYD	1300.00	1300.00	1100.00	0.00	18.18
		SKR	1487.18	1461.54	1282.05	1.75	16.00
		MPK	1400.00	1450.00	1000.00	-3.45	40.00
		PSH	1200.00	1200.00	1000.00	0.00	20.00
		QTA	950.00	950.00	900.00	0.00	5.56
035. Processed Liquid Milk							
2211002. MILK PAK/HALEEB/NESTLE (LITRE)	DOZ.	LAH	1019.00	1019.00	1019.00	0.00	0.00
		FAS	972.50	972.50	1000.00	0.00	-2.75
		RAW	1075.00	1075.00	1019.00	0.00	5.50
		KAR	1080.00	1080.00	1056.00	0.00	2.27
		HYD	1075.00	1075.00	1020.00	0.00	5.39

Contd.

7.10 Intercity Wholesale Prices of Selected Commodities

Group/Commodity/Item Specification	Unit	City	Prices (Rs.)			% Change in Mar. 14	
						Over	
			Mar. 2014	Feb. 2014	Mar. 2013	Feb. 14	Mar. 13
		SKR	1080.00	980.00	1020.00	10.20	5.88
		PSH	1075.00	1050.00	1019.00	2.38	5.50
		MNG	1080.00	1020.00	1020.00	5.88	5.88
036. Milk & Cream in Solid Form							
2221101. POWD.MILK EVERYDAY(NESTLE)1KG.	EACH	LAH	620.00	620.00	500.00	0.00	24.00
		RAW	620.00	620.00	500.00	0.00	24.00
		MUL	620.00	620.00	518.50	0.00	19.58
		KAR	620.00	620.00	512.50	0.00	20.98
		HYD	621.00	621.00	500.00	0.00	24.20
		SKR	620.00	560.00	540.00	10.71	14.81
		PSH	620.00	620.00	525.00	0.00	18.10
		BNU	600.00	600.00	500.00	0.00	20.00
		QTA	465.00	465.00	465.00	0.00	0.00
2221201. POWDERED MILK(SKIMMED)/BAG 25 KG.	EACH	LAH	9550.00	9550.00	8325.00	0.00	14.71
		RAW	10900.00	10900.00	9550.00	0.00	14.14
		MUL	10600.00	10600.00	8900.00	0.00	19.10
		KAR	15900.00	15900.00	9400.00	0.00	69.15
		PSH	14000.00	14500.00	9400.00	-3.45	48.94
		QTA	7000.00	7000.00	7500.00	0.00	-6.67
2221202. POWDERED MILK NIDO (1 KG. POLY BA	EACH	LAH	692.00	692.00	579.00	0.00	19.52
		RAW	690.00	690.00	547.00	0.00	26.14
		GUJ	692.00	692.00	560.00	0.00	23.57
		KAR	620.00	620.00	550.00	0.00	12.73
		HYD	625.00	625.00	578.00	0.00	8.13
		PSH	620.00	620.00	565.00	0.00	9.73
037. Ice Cream							
2227001. ICE CREAM POLKA/WALLS	DOZ.	LAH	324.00	324.00	319.00	0.00	1.57
		RAW	442.50	442.50	387.50	0.00	14.19
		KAR	264.00	264.00	237.50	0.00	11.16
		HYD	378.00	378.00	240.00	0.00	57.50
		SKR	198.00	198.00	198.00	0.00	0.00
		QTA	384.00	384.00	264.00	0.00	45.45
038. Dairy Products N.E.C							
2229001. MILO(200 GM. PACK) NESTLE	EACH	LAH	177.00	177.00	177.00	0.00	0.00
		FAS	175.00	175.00	160.00	0.00	9.38
		RAW	143.50	143.50	139.00	0.00	3.24
		MUL	140.00	140.00	140.00	0.00	0.00
		KAR	174.00	174.00	171.00	0.00	1.75
		HYD	134.50	134.50	130.00	0.00	3.46
		MPK	180.00	180.00	150.00	0.00	20.00
		PSH	155.00	150.00	190.00	3.33	-18.42
		MNG	182.00	140.00	135.00	30.00	34.81
		QTA	150.00	150.00	150.00	0.00	0.00
2229002. LACTOGEN(SOFT PACK 400 GM)	EACH	LAH	355.00	350.00	340.00	1.43	4.41
		FAS	350.00	350.00	340.00	0.00	2.94
		RAW	385.00	355.00	345.00	8.45	11.59
		MUL	347.00	347.00	319.37	0.00	8.65
		KAR	348.00	348.00	274.00	0.00	27.01
		HYD	350.00	350.00	345.00	0.00	1.45
		MPK	350.00	350.00	340.00	0.00	2.94
		PSH	345.00	341.00	319.00	1.17	8.15
		QTA	355.00	370.00	325.00	-4.05	9.23

Contd.

7.10 Intercity Wholesale Prices of Selected Commodities

Group/Commodity/Item Specification	Unit	City	Prices (Rs.)			% Change in Mar. 14	
						Over	
			Mar. 2014	Feb. 2014	Mar. 2013	Feb. 14	Mar. 13
039. Wheat Flour							
2311001. WHEAT FLOUR SUP. QLTY.	80 KG.	LAH	3714.00	3714.00	2975.00	0.00	24.84
		FAS	3375.00	3375.00	2800.00	0.00	20.54
		RAW	3825.00	3825.00	3287.50	0.00	16.35
		MUL	3390.00	3390.00	2730.00	0.00	24.18
		GUJ	3225.00	3225.00	2770.00	0.00	16.43
		SAR	3280.00	3280.00	3000.00	0.00	9.33
		SKT	3600.00	3600.00	2960.00	0.00	21.62
		GJT	3600.00	3600.00	2780.00	0.00	29.50
		KAR	3275.00	3275.00	3200.00	0.00	2.34
		HYD	3750.00	3750.00	3250.00	0.00	15.38
		SKR	3690.00	3520.00	2920.00	4.83	26.37
		LRK	3680.00	3280.00	2960.00	12.20	24.32
		PSH	3575.00	3575.00	2850.00	0.00	25.44
		QTA	3520.00	3520.00	2900.00	0.00	21.38
2311002. WHEAT FLOUR AVG. QLTY	80 KG.	LAH	3140.00	3140.00	2635.00	0.00	19.17
		FAS	3110.00	3110.00	2680.00	0.00	16.04
		RAW	3287.50	3287.50	2712.50	0.00	21.20
		MUL	3130.00	3130.00	2640.00	0.00	18.56
		SAH	2800.00	2800.00	2640.00	0.00	6.06
		SAR	3000.00	3000.00	2640.00	0.00	13.64
		BPR	3440.00	3140.00	2760.00	9.55	24.64
		GJT	3300.00	3300.00	2680.00	0.00	23.13
		KAR	3142.50	3142.50	3100.00	0.00	1.37
		HYD	3600.00	3600.00	3060.00	0.00	17.65
		SKR	3620.00	3380.00	2830.00	7.10	27.92
		LRK	3600.00	3200.00	2880.00	12.50	25.00
		MPK	3440.00	3360.00	2700.00	2.38	27.41
		PSH	3400.00	3400.00	2800.00	0.00	21.43
		MNG	3400.00	3400.00	2880.00	0.00	18.06
		QTA	3340.00	3340.00	2650.00	0.00	26.04
2311003. WHEAT FLOUR/BAG OF 10 KG.	EACH	LAH	392.00	392.00	340.00	0.00	15.29
		FAS	402.50	410.00	335.00	-1.83	20.15
		RAW	395.00	395.00	340.00	0.00	16.18
		MUL	385.00	400.00	330.00	-3.75	16.67
		GUJ	392.50	392.50	335.00	0.00	17.16
		SKT	395.00	395.00	335.00	0.00	17.91
		BPR	405.00	405.00	345.00	0.00	17.39
		GJT	385.00	385.00	330.00	0.00	16.67
		KAR	419.00	419.00	387.50	0.00	8.13
		HYD	450.00	450.00	382.50	0.00	17.65
		SKR	455.00	428.00	377.50	6.31	20.53
		LRK	450.00	415.00	370.00	8.43	21.62
		MPK	440.00	435.00	370.00	1.15	18.92
		NWB	430.00	420.00	330.00	2.38	30.30
		PSH	435.00	435.00	355.00	0.00	22.54
		QTA	430.00	430.00	350.00	0.00	22.86
2311004. MAIDA AVG. QLTY.	80 KG.	LAH	3700.00	3700.00	3075.00	0.00	20.33
		FAS	3750.00	3700.00	2900.00	1.35	29.31
		RAW	3875.00	3875.00	3287.50	0.00	17.87
		MUL	3700.00	3675.00	2825.00	0.68	30.97
		SAR	3700.00	3700.00	2960.00	0.00	25.00

Contd.

7.10 Intercity Wholesale Prices of Selected Commodities

Group/Commodity/Item Specification	Unit	City	Prices (Rs.)			% Change in Mar. '14	
						Over	
			Mar. 2014	Feb. 2014	Mar. 2013	Feb. 14	Mar. 13
		BPR	3870.00	3870.00	3300.00	0.00	17.27
		GJT	3800.00	3800.00	3000.00	0.00	26.67
		KAR	3592.50	3592.50	3530.00	0.00	1.77
		HYD	3750.00	3750.00	3350.00	0.00	11.94
		SKR	3750.00	3740.00	3080.00	0.27	21.75
		MPK	3800.00	3700.00	3180.00	2.70	19.50
		PSH	3900.00	3900.00	3200.00	0.00	21.88
		MNG	3950.00	3950.00	3250.00	0.00	21.54
2311005. SUJI	85 KG.	QTA	4400.00	4400.00	2950.00	0.00	49.15
		LAH	3987.50	3987.50	3275.00	0.00	21.76
		FAS	3900.00	3900.00	3100.00	0.00	25.81
		RAW	3962.50	3962.50	3312.50	0.00	19.62
		MUL	3775.00	3875.00	3175.00	-2.58	18.90
		SAH	4000.00	4000.00	3600.00	0.00	11.11
		BPR	4080.00	4080.00	3450.00	0.00	18.26
		GJT	4165.00	4165.00	3264.00	0.00	27.60
		KAR	3592.50	3592.50	3832.50	0.00	-6.26
		HYD	3800.00	3750.00	3450.00	1.33	10.14
		SKR	4037.50	3927.00	3315.00	2.81	21.79
		MPK	4080.00	3950.00	3400.00	3.29	20.00
		PSH	3850.00	3850.00	3244.00	0.00	18.68
		QTA	4200.00	4200.00	3400.00	0.00	23.53
2311006. CERELAC WHEAT(400 GM.)	EACH	LAH	197.33	197.33	197.33	0.00	0.00
		FAS	220.00	220.00	205.00	0.00	7.32
		RAW	251.43	251.43	226.00	0.00	11.25
		MUL	206.75	206.75	206.75	0.00	0.00
		KAR	198.00	198.00	198.00	0.00	0.00
		HYD	220.00	220.00	179.00	0.00	22.91
		MPK	210.00	210.00	210.00	0.00	0.00
		PSH	206.00	206.00	206.00	0.00	0.00
		MNG	240.00	240.00	240.00	0.00	0.00
		QTA	180.00	180.00	180.00	0.00	0.00
040. Other Cereal Flour							
2312001. BESAN	85 KG.	LAH	5255.00	5255.00	7475.00	0.00	-29.70
		FAS	4993.00	5100.00	5845.00	-2.10	-14.58
		RAW	5650.00	5650.00	7425.00	0.00	-23.91
		MUL	4900.00	4900.00	6100.00	0.00	-19.67
		GUJ	5400.00	5400.00	7050.00	0.00	-23.40
		SAR	4950.00	4950.00	6375.00	0.00	-22.35
		SKT	5250.00	5900.00	6950.00	-11.02	-24.46
		GJT	5100.00	5364.00	7000.00	-4.92	-27.14
		KSR	5300.00	5300.00	7250.00	0.00	-26.90
		KAR	5907.00	5865.00	8135.00	0.72	-27.39
		HYD	5200.00	5200.00	8000.00	0.00	-35.00
		SKR	5418.75	5418.75	6375.00	0.00	-15.00
		MPK	5950.00	5950.00	6950.00	0.00	-14.39
		PSH	5500.00	5500.00	8750.00	0.00	-37.14
		QTA	6850.00	7750.00	8270.00	-11.61	-17.17
041. Sugar Refined							
2352001. SUGAR REFINED(BAG)	50 KG.	LAH	2640.00	2420.00	2525.00	9.09	4.55
		FAS	2585.00	2395.00	2495.00	7.93	3.61
		RAW	2587.50	2460.00	2562.50	5.18	0.98

Contd.

7.10 Intercity Wholesale Prices of Selected Commodities

Group/Commodity/Item Specification	Unit	City	Prices (Rs.)			% Change in Mar. '14	
						Over	
			Mar. 2014	Feb. 2014	Mar. 2013	Feb. 14	Mar. 13
		MUL	2455.00	2335.00	2427.50	5.14	1.13
		GUJ	2390.00	2390.00	2500.00	0.00	-4.40
		SKT	2550.00	2375.00	2470.00	7.37	3.24
		GJT	2560.00	2390.00	2550.00	7.11	0.39
		KAR	2425.00	2372.50	2410.00	2.21	0.62
		HYD	2430.00	2360.00	2450.00	2.97	-0.82
		MPK	2420.00	2320.00	2410.00	4.31	0.41
		PSH	2560.00	2410.00	2520.00	6.22	1.59
		MNG	2607.50	2445.00	2520.00	6.65	3.47
		QTA	2550.00	2450.00	2500.00	4.08	2.00
2352002. GUR AVG. QLTY.	40 KG.	LAH	2550.00	2550.00	2275.00	0.00	12.09
		MUL	2050.00	1975.00	1850.00	3.80	10.81
		SAR	2600.00	2600.00	2050.00	0.00	26.83
		SKT	2650.00	3000.00	2700.00	-11.67	-1.85
		KSR	2425.00	2450.00	2050.00	-1.02	18.29
		KAR	2100.00	2100.00	2090.00	0.00	0.48
		HYD	2300.00	2300.00	2000.00	0.00	15.00
		SKR	1825.00	1900.00	1950.00	-3.95	-6.41
		PSH	2820.00	2820.00	2525.00	0.00	11.68
		MNG	3000.00	2900.00	2800.00	3.45	7.14
		QTA	2950.00	2950.00	2850.00	0.00	3.51
042. Chocolate							
2366001. CHOCLATE CANDY (NOW)	DOZ.	LAH	52.00	52.00	52.00	0.00	0.00
		RAW	54.50	54.50	54.50	0.00	0.00
		BPR	55.00	55.00	55.00	0.00	0.00
		KSR	52.00	52.00	52.00	0.00	0.00
		KAR	52.00	52.00	52.00	0.00	0.00
		PSH	51.00	51.00	51.00	0.00	0.00
		QTA	54.00	54.00	54.00	0.00	0.00
043. Sugar Confectionary							
2367001. TOFFEE (HILAL)	DOZ.	LAH	10.00	10.00	10.00	0.00	0.00
		RAW	10.00	10.00	10.00	0.00	0.00
		GUJ	10.00	10.00	10.00	0.00	0.00
		SKT	10.00	10.00	10.00	0.00	0.00
		BPR	10.97	10.97	10.97	0.00	0.00
		KSR	10.00	10.00	10.00	0.00	0.00
		KAR	10.00	10.00	10.00	0.00	0.00
		HYD	10.00	10.00	10.00	0.00	0.00
		LRK	10.50	10.50	10.50	0.00	0.00
		PSH	12.00	12.00	12.00	0.00	0.00
		QTA	10.00	10.00	10.00	0.00	0.00
044. Coffee & Tea							
2391301. TEA LIPTON YELLOW LABEL 200 G.PKT	06 PKT.	LAH	948.00	948.00	936.50	0.00	1.23
		FAS	826.31	828.94	864.00	-0.32	-4.36
		RAW	832.50	832.50	892.50	0.00	-6.72
		MUL	798.96	798.96	884.64	0.00	-9.69
		SKT	758.00	989.00	840.00	-23.36	-9.76
		KAR	852.63	990.00	947.00	-13.88	-9.97
		HYD	799.02	799.02	781.86	0.00	2.19
		SKR	781.73	781.73	749.74	0.00	4.27
		PSH	830.00	853.00	840.00	-2.70	-1.19
		MNG	960.00	960.00	834.00	0.00	15.11

Contd.

7.10 Intercity Wholesale Prices of Selected Commodities

Group/Commodity/Item Specification	Unit	City	Prices (Rs.)			% Change in Mar. 14	
						Over	
			Mar. 2014	Feb. 2014	Mar. 2013	Feb. 14	Mar. 13
2391302. TEA SUPREME 200 G. PKT.	06 PKT.	QTA	810.00	810.00	810.00	0.00	0.00
		LAH	880.00	880.00	832.57	0.00	5.70
		FAS	673.68	751.31	792.00	-10.33	-14.94
		RAW	692.50	692.50	812.50	0.00	-14.77
		MUL	656.28	656.28	787.62	0.00	-16.68
		SKT	720.00	720.00	672.00	0.00	7.14
		KAR	694.74	990.00	947.00	-29.82	-26.64
		HYD	656.34	656.34	713.40	0.00	-8.00
		SKR	672.83	672.83	749.74	0.00	-10.26
		PSH	815.00	815.00	756.00	0.00	7.80
		MNG	878.94	878.94	789.00	0.00	11.40
2391303. TEA LOOSE	KG.	QTA	697.00	697.00	697.00	0.00	0.00
		LAH	455.00	455.00	510.00	0.00	-10.78
		FAS	515.00	515.00	505.00	0.00	1.98
		RAW	485.00	485.00	505.00	0.00	-3.96
		MUL	475.00	475.00	420.00	0.00	13.10
		SKT	350.00	350.00	335.00	0.00	4.48
		GJT	460.00	460.00	500.00	0.00	-8.00
		KAR	470.00	470.00	477.50	0.00	-1.57
		HYD	470.00	470.00	480.00	0.00	-2.08
		SKR	480.00	480.00	480.00	0.00	0.00
		MPK	290.00	290.00	335.00	0.00	-13.43
2391304. TEA TAPAL MIXTURE (200 G) PKT.	06 PKT	PSH	520.00	520.00	520.00	0.00	0.00
		MNG	502.50	502.50	520.00	0.00	-3.37
		QTA	410.00	410.00	390.00	0.00	5.13
		LAH	880.00	880.00	835.00	0.00	5.39
		FAS	715.78	721.05	720.00	-0.73	-0.59
		RAW	705.00	705.00	709.00	0.00	-0.56
		MUL	705.60	705.60	811.20	0.00	-13.02
		KAR	842.00	842.00	720.00	0.00	16.94
		HYD	708.00	708.00	825.60	0.00	-14.24
		PSH	734.00	752.00	685.00	-2.39	7.15
		MNG	730.00	730.00	690.00	0.00	5.80
2392101. BLACK PEPPER 50 G.PKT.(NATIONAL)	EACH	QTA	860.00	860.00	740.00	0.00	16.22
		LAH	88.90	88.90	67.88	0.00	30.97
		RAW	88.00	88.00	70.00	0.00	25.71
		MUL	86.89	67.89	67.98	27.99	27.82
		SKT	67.00	67.00	67.00	0.00	0.00
		KAR	78.00	78.00	78.00	0.00	0.00
		HYD	75.00	75.00	75.00	0.00	0.00
		MPK	69.25	69.25	69.25	0.00	0.00
		PSH	87.00	87.00	68.00	0.00	27.94
		MNG	65.00	65.00	75.00	0.00	-13.33
		2392201. RED CHILLIES(200 G PKT.NATIONAL)	EACH	QTA	69.00	69.00	69.00
LAH	95.00			95.00	155.00	0.00	-38.71
FAS	96.32			96.32	110.00	0.00	-12.44
RAW	96.50			96.50	112.50	0.00	-14.22
MUL	95.52			95.52	109.17	0.00	-12.50
SKT	115.00			115.00	165.00	0.00	-30.30
KAR	100.00			100.00	152.00	0.00	-34.21
HYD	105.00	105.00	120.00	0.00	-12.50		

Contd.

7.10 Intercity Wholesale Prices of Selected Commodities

Group/Commodity/Item Specification	Unit	City	Prices (Rs.)			% Change in Mar. '14	
						Over	
			Mar. 2014	Feb. 2014	Mar. 2013	Feb. 14	Mar. 13
		MPK	96.50	96.50	154.66	0.00	-37.61
		PSH	96.00	96.00	159.00	0.00	-39.62
		MNG	105.00	105.00	180.00	0.00	-41.67
		QTA	92.00	92.00	176.00	0.00	-47.73
2392402. CORRIANDER PWD.200 G. PKT.NAT.	EACH	LAH	70.93	70.93	70.93	0.00	0.00
		FAS	70.78	70.78	64.20	0.00	10.25
		RAW	77.50	77.50	67.50	0.00	14.81
		MUL	68.18	67.60	69.58	0.86	-2.01
		SKT	70.00	70.00	70.00	0.00	0.00
		KAR	75.00	75.00	108.00	0.00	-30.56
		HYD	77.00	77.00	77.00	0.00	0.00
		MPK	68.41	68.41	68.41	0.00	0.00
		PSH	70.00	70.00	66.54	0.00	5.20
		MNG	70.00	70.00	75.00	0.00	-6.67
		QTA	81.60	81.60	71.00	0.00	14.93
2392601. CLOVES	40 KG.	LAH	55500.00	55500.00	54000.00	0.00	2.78
		RAW	44250.00	44250.00	41250.00	0.00	7.27
		MUL	59000.00	59000.00	47000.00	0.00	25.53
		KAR	59000.00	59000.00	49000.00	0.00	20.41
		HYD	54500.00	54500.00	51000.00	0.00	6.86
		MPK	54000.00	54000.00	53000.00	0.00	1.89
		PSH	48500.00	48500.00	44000.00	0.00	10.23
		QTA	51000.00	51000.00	24000.00	0.00	112.50
046. Other Food Products							
2399401. VINEGAR SYNTHETIC (SIRKA)	DOZ.	LAH	660.00	660.00	660.00	0.00	0.00
		RAW	765.00	765.00	655.00	0.00	16.79
		KAR	430.00	430.00	430.00	0.00	0.00
		PSH	560.00	570.00	570.00	-1.75	-1.75
		QTA	786.00	786.00	786.00	0.00	0.00
2399901. TURMERIC POWDER(50 G.PKT.NATIONAL	EACH	LAH	31.50	31.50	31.50	0.00	0.00
		FAS	31.96	31.96	32.00	0.00	-0.13
		RAW	30.00	30.00	30.00	0.00	0.00
		MUL	31.69	31.69	30.17	0.00	5.04
		SKT	35.00	35.00	35.00	0.00	0.00
		KAR	52.00	52.00	52.00	0.00	0.00
		HYD	39.00	39.00	39.00	0.00	0.00
		SKR	31.69	31.69	37.00	0.00	-14.35
		MPK	32.00	32.00	36.00	0.00	-11.11
		PSH	31.20	31.20	31.20	0.00	0.00
		MNG	30.00	30.00	39.00	0.00	-23.08
		QTA	36.00	36.00	36.00	0.00	0.00
047. Mineral Water							
2441001. MINERAL WATER NESTLE(1.5 LTR)	DOZ.	LAH	480.00	480.00	425.00	0.00	12.94
		FAS	405.00	405.00	390.00	0.00	3.85
		RAW	467.50	467.50	432.50	0.00	8.09
		MUL	460.00	460.00	419.00	0.00	9.79
		GUJ	450.00	450.00	420.00	0.00	7.14
		SKT	419.00	419.00	419.00	0.00	0.00
		KAR	456.00	420.00	399.00	8.57	14.29
		HYD	470.00	470.00	422.00	0.00	11.37
		SKR	450.00	450.00	420.00	0.00	7.14
		MPK	418.00	418.00	418.00	0.00	0.00

Contd.

7.10 Intercity Wholesale Prices of Selected Commodities

Group/Commodity/Item Specification	Unit	City	Prices (Rs.)			% Change in Mar. '14	
						Over	
			Mar. 2014	Feb. 2014	Mar. 2013	Feb. 14	Mar. 13
		PSH	443.00	443.00	400.00	0.00	10.75
		QTA	528.00	528.00	444.00	0.00	18.92
048. Beverages							
2449001. COCA COLA(CRATE OF 24 BOTTLES)	EACH	LAH	394.00	394.00	312.00	0.00	26.28
		FAS	396.00	396.00	322.00	0.00	22.98
		RAW	382.50	362.50	312.00	5.52	22.60
		MUL	354.00	354.00	326.00	0.00	8.59
		SKT	323.00	323.00	323.00	0.00	0.00
		GJT	396.00	396.00	322.00	0.00	22.98
		KAR	385.00	375.00	327.50	2.67	17.56
		HYD	384.00	480.00	324.00	-20.00	18.52
		SKR	325.00	325.00	325.00	0.00	0.00
		MPK	390.00	330.00	330.00	18.18	18.18
		PSH	397.00	325.00	322.00	22.15	23.29
		BNU	405.00	405.00	325.00	0.00	24.62
		MNG	395.00	395.00	325.00	0.00	21.54
		QTA	360.00	360.00	360.00	0.00	0.00
2449002. SEVEN UP (CRATE OF 24 BOTTLES)	EACH	LAH	394.00	394.00	312.00	0.00	26.28
		FAS	396.00	396.00	323.00	0.00	22.60
		RAW	382.50	362.50	312.00	5.52	22.60
		MUL	354.00	354.00	326.00	0.00	8.59
		SKT	323.00	323.00	323.00	0.00	0.00
		GJT	396.00	396.00	323.00	0.00	22.60
		KAR	385.00	375.00	327.50	2.67	17.56
		HYD	384.00	324.00	324.00	18.52	18.52
		SKR	325.00	325.00	325.00	0.00	0.00
		MPK	390.00	330.00	330.00	18.18	18.18
		PSH	397.00	325.00	322.00	22.15	23.29
		BNU	405.00	405.00	325.00	0.00	24.62
		MNG	395.00	395.00	325.00	0.00	21.54
		QTA	360.00	360.00	360.00	0.00	0.00
2449003. MAKKA COLA (CRATE OF 24 BOTTLES)	EACH	MUL	280.00	280.00	260.00	0.00	7.69
		GUJ	280.00	280.00	260.00	0.00	7.69
		SKT	270.00	270.00	247.00	0.00	9.31
		PSH	410.00	410.00	410.00	0.00	0.00
		BNU	322.00	322.00	322.00	0.00	0.00
		MNG	322.00	322.00	322.00	0.00	0.00
2449004. PEPSI COLA (CRATE OF 24 BOTTLES)	EACH	LAH	394.00	394.00	312.00	0.00	26.28
		FAS	396.00	396.00	323.00	0.00	22.60
		RAW	382.50	362.50	312.00	5.52	22.60
		MUL	354.00	354.00	326.00	0.00	8.59
		SKT	394.00	396.00	323.00	-0.51	21.98
		GJT	394.00	394.00	322.00	0.00	22.36
		KAR	382.50	385.00	330.00	-0.65	15.91
		HYD	384.00	324.00	324.00	18.52	18.52
		SKR	325.00	325.00	325.00	0.00	0.00
		PSH	397.00	325.00	322.00	22.15	23.29
		BNU	405.00	405.00	325.00	0.00	24.62
		MNG	395.00	395.00	325.00	0.00	21.54
		QTA	408.00	408.00	408.00	0.00	0.00
049. Tobacco Products							
2502001. CIGARETTES K-2 10'S (FILTER)	1000	KAR	1790.00	1790.00	1550.00	0.00	15.48

Contd.

7.10 Intercity Wholesale Prices of Selected Commodities

Group/Commodity/Item Specification	Unit	City	Prices (Rs.)			% Change in Mar. '14	
						Over	
			Mar. 2014	Feb. 2014	Mar. 2013	Feb. 14	Mar. 13
2502002. CIGARETTES MELBOURNE	1000	KAR	1892.45	1892.45	1625.00	0.00	16.46
2502003. CIGARETTES CAPSTAN LSFT 10 SS	1000	KAR	1892.45	1892.45	1625.00	0.00	16.46
2502004. CIGARETTES GOLD LEAF (KSFT) 20	1000	KAR	4184.95	4184.95	3600.00	0.00	16.25
3b) Textiles & Apparels							
050. Cotton Yarn							
2636001. COTTON YARN 10/1 POPULAR FIBER	10 LB.	KAR	950.00	1150.00	1080.00	-17.39	-12.04
2636002. COTTON YARN 16/1 MGM	10 LB.	KAR	1225.00	1250.00	1250.00	-2.00	-2.00
2636003. COTTON YARN 21/1 SURIYA TEXTILE	10 LB.	KAR	1292.00	1310.00	1360.00	-1.37	-5.00
2636004. COTTON YARN 42/1 ABDULLAH TEXTILE	10 LB.	KAR	1600.00	1600.00	1600.00	0.00	0.00
2636005. COTTON YARN 20/2 BAJWA	10 LB.	KAR	1380.00	1380.00	1350.00	0.00	2.22
051. Nylon Yarn							
2643001. NYLON YARN RUPALI(PAK)50/72/00	LB.	KAR	115.00	115.00	109.00	0.00	5.50
2643002. NYLON YARN GRATON 50/36/00FLAT	LB.	KAR	96.00	99.00	129.00	-3.03	-25.58
2643003. NYLON YARN GRATON 75/48/0 DTY	LB.	KAR	115.00	115.00	109.00	0.00	5.50
052. Blended Yarn							
2645001. BLND.YARN 30/1 A.A TEX.Z.TW PVC	LB.	KAR	143.00	144.00	145.00	-0.69	-1.38
2645002. BLND.YARN 40/1 SANA	LB.	KAR	160.00	160.00	160.00	0.00	0.00
2645003. BLND.YARN 60/1 PP AGAR	LB.	KAR	124.00	124.00	124.00	0.00	0.00
2645004. BLND.YARN 30/1 A.A TEX.COMBED	LB.	KAR	150.00	156.00	148.00	-3.85	1.35
2645005. BLND.YARN 40/1 A.A. TEXTILE	LB.	KAR	143.00	143.00	143.00	0.00	0.00
053. Woven Fabrics							
2654001. LIGHT WEIGHT WORSTED (L.PUR)	MTR.	LAH	555.00	555.00	555.00	0.00	0.00
		RAW	1037.50	1037.50	825.00	0.00	25.76
		KAR	1380.00	1380.00	1330.00	0.00	3.76
2654002. HEAVY WEIGHT SUITING (L.PUR)	MTR.	LAH	875.00	875.00	875.00	0.00	0.00
		RAW	1325.00	1325.00	1075.00	0.00	23.26
		KAR	1930.00	1930.00	1860.00	0.00	3.76
2654003. TWEED (LAWRENCEPUR)	MTR.	LAH	777.50	777.50	777.50	0.00	0.00
		RAW	1125.00	1125.00	925.00	0.00	21.62
		KAR	1610.00	1610.00	1550.00	0.00	3.87
2654004. WORSTED (LAWRENCEPUR)	MTR.	LAH	790.00	790.00	790.00	0.00	0.00
		RAW	1175.00	1175.00	975.00	0.00	20.51
		KAR	1620.00	1620.00	1550.00	0.00	4.52
054. Cotton Fabrics							
2662001. LATHA GUL AHMED 90000 SUP. QLTY.	40 MTR.	LAH	7900.00	7500.00	6800.00	5.33	16.18
		FAS	8400.00	8400.00	8400.00	0.00	0.00
		RAW	4975.00	4975.00	4675.00	0.00	6.42
		MUL	8095.00	8095.00	8095.00	0.00	0.00
		KAR	7082.50	7082.50	7000.00	0.00	1.18
2662002. LATHA PRESIDENT SUP. QLTY.	40 MTR.	LAH	7000.00	7000.00	6400.00	0.00	9.38
		MUL	3450.00	3450.00	3450.00	0.00	0.00
		KAR	6000.00	6000.00	6000.00	0.00	0.00
2662003. LATHA MAST QALANDER SUP. QLTY.	40 MTR.	MUL	3682.50	3682.50	3600.00	0.00	2.29
		KAR	4920.00	4800.00	4120.00	2.50	19.42
		KAR	2810.00	2810.00	2600.00	0.00	8.08
2662004. LATHA MUGHAL-E-AZAM SUP. QLTY.	40 MTR.	LAH	3650.00	3650.00	3650.00	0.00	0.00
		FAS	5500.00	5500.00	5300.00	0.00	3.77
		RAW	4775.00	4775.00	4475.00	0.00	6.70
		MUL	5880.00	5680.00	5200.00	3.52	13.08
		KAR	2620.00	2620.00	2440.00	0.00	7.38
		HYD	4500.00	4500.00	4150.00	0.00	8.43

Contd.

7.10 Intercity Wholesale Prices of Selected Commodities

Group/Commodity/Item Specification	Unit	City	Prices (Rs.)			% Change in Mar. 14	
						Over	
			Mar. 2014	Feb. 2014	Mar. 2013	Feb. 14	Mar. 13
055. Other Fabrics							
2669001. LAWN AVG. QLTY.	MTR.	LAH	75.50	75.50	75.50	0.00	0.00
		FAS	92.50	92.50	91.00	0.00	1.65
		RAW	102.50	102.50	82.50	0.00	24.24
		MUL	115.00	115.00	95.00	0.00	21.05
		KAR	95.00	95.00	62.50	0.00	52.00
		HYD	100.00	100.00	90.00	0.00	11.11
		SKR	45.00	45.00	45.00	0.00	0.00
2669002. LAWN SUP. QLTY.	MTR.	LAH	120.00	110.00	100.00	9.09	20.00
		LAH	177.50	177.50	177.50	0.00	0.00
		FAS	230.00	230.00	240.00	0.00	-4.17
		RAW	172.50	172.50	142.50	0.00	21.05
		MUL	190.00	190.00	170.00	0.00	11.76
		KAR	207.50	207.50	155.00	0.00	33.87
		QTA	142.50	132.50	122.50	7.55	16.33
2669003. GREY CLOTH 52"	MTR.	LAH	39.50	39.50	39.50	0.00	0.00
		FAS	58.50	58.50	58.50	0.00	0.00
		RAW	41.00	41.00	41.00	0.00	0.00
		MUL	90.00	90.00	62.00	0.00	45.16
		KAR	67.50	67.50	67.50	0.00	0.00
		LRK	105.00	105.00	105.00	0.00	0.00
		QTA	105.00	105.00	105.00	0.00	0.00
2669004. GREY CLOTH 98"	MTR.	LAH	59.50	59.50	59.50	0.00	0.00
		FAS	115.00	115.00	115.00	0.00	0.00
		KAR	80.00	80.00	80.00	0.00	0.00
2669005. DRILL DYED	MTR.	LAH	54.50	54.50	54.50	0.00	0.00
		FAS	85.00	85.00	62.00	0.00	37.10
		RAW	32.50	32.50	32.50	0.00	0.00
		KAR	67.50	67.50	67.50	0.00	0.00
		QTA	55.00	55.00	55.00	0.00	0.00
056. Silk & Reyon Fabrics							
2679001. KT. SHIRTING AL-KARAM SUP. QLTY.	MTR.	LAH	64.50	64.50	64.50	0.00	0.00
		RAW	102.50	102.50	87.50	0.00	17.14
		KAR	82.50	82.50	66.50	0.00	24.06
2679002. KT. SHIRTING TOYOBO SUP. QLTY.	MTR.	FAS	212.50	212.50	212.50	0.00	0.00
		RAW	102.50	102.50	87.50	0.00	17.14
		MUL	85.00	85.00	80.00	0.00	6.25
		KAR	72.50	72.50	62.50	0.00	16.00
		QTA	73.00	73.00	73.00	0.00	0.00
2679003. WOOLY FLAT	MTR.	LAH	30.50	30.50	30.50	0.00	0.00
		KAR	39.00	39.00	39.00	0.00	0.00
		QTA	62.50	62.50	62.50	0.00	0.00
2679004. SILK AVG. QLTY.	MTR.	LAH	49.00	49.00	49.00	0.00	0.00
		RAW	47.50	47.50	47.50	0.00	0.00
		MUL	95.00	95.00	80.00	0.00	18.75
		KAR	41.00	41.00	41.00	0.00	0.00
		SKR	30.00	30.00	30.00	0.00	0.00
		QTA	55.00	55.00	55.00	0.00	0.00
2679005. SILK SUP. QLTY.	MTR.	LAH	74.50	74.50	74.50	0.00	0.00
		FAS	237.50	237.50	237.50	0.00	0.00
		RAW	77.50	77.50	77.50	0.00	0.00
		QTA	75.00	75.00	75.00	0.00	0.00
		QTA	75.00	75.00	75.00	0.00	0.00

Contd.

7.10 Intercity Wholesale Prices of Selected Commodities

Group/Commodity/Item Specification	Unit	City	Prices (Rs.)			% Change in Mar. 14 Over	
			Mar. 2014	Feb. 2014	Mar. 2013	Feb. 14	Mar. 13
			2679006. LINEN STAR MILL KARACHI	MTR.	LAH	97.50	97.50
		KAR	97.50	97.50	85.00	0.00	14.71
		QTA	78.00	78.00	78.00	0.00	0.00
057. Towels							
2684001. TOWEL MED SIZE AVG. QLTY.	DOZ.	LAH	1550.00	1550.00	1399.00	0.00	10.79
		FAS	1650.00	1650.00	1650.00	0.00	0.00
		KSR	1550.00	1550.00	1120.00	0.00	38.39
		KAR	1640.00	1640.00	1170.00	0.00	40.17
		SKR	1800.00	1800.00	1800.00	0.00	0.00
		PSH	2200.00	2200.00	1680.00	0.00	30.95
		QTA	1410.00	1410.00	1410.00	0.00	0.00
058. Blankets							
2711001. BLANKET MOONLITE SINGLE	EACH	LAH	2400.00	2400.00	1900.00	0.00	26.32
		RAW	2725.00	2725.00	2275.00	0.00	19.78
		KAR	1830.00	1830.00	1590.00	0.00	15.09
2711002. BLANKET MOONLITE DOUBLE	EACH	LAH	3000.00	3000.00	2500.00	0.00	20.00
		RAW	3125.00	3125.00	2675.00	0.00	16.82
		KAR	2335.00	2335.00	2150.00	0.00	8.60
059. Bed Sheets							
2712001. BED SHEET COTTON SINGLE AVG. QLTY.	DOZ.	LAH	3250.00	3250.00	2450.00	0.00	32.65
		FAS	4300.00	4300.00	4300.00	0.00	0.00
		KAR	3420.00	3420.00	2650.00	0.00	29.06
		SKR	3600.00	3600.00	3600.00	0.00	0.00
		PSH	4800.00	4800.00	3600.00	0.00	33.33
		QTA	2750.00	2750.00	2750.00	0.00	0.00
2712002. BED SHEET COTTON DOUBLE AVG. QLTY.	DOZ.	LAH	5650.00	5650.00	3800.00	0.00	48.68
		FAS	4900.00	4900.00	4900.00	0.00	0.00
		KAR	4200.00	4200.00	3300.00	0.00	27.27
		SKR	7800.00	7800.00	7800.00	0.00	0.00
		PSH	9600.00	9600.00	8400.00	0.00	14.29
		QTA	4250.00	4250.00	4250.00	0.00	0.00
060. Quilts							
2718001. READY MADE QUILT	EACH	LAH	750.00	750.00	687.50	0.00	9.09
		RAW	737.50	737.50	637.50	0.00	15.69
		KAR	760.00	760.00	675.00	0.00	12.59
		PSH	875.00	875.00	710.00	0.00	23.24
		QTA	600.00	600.00	600.00	0.00	0.00
061. Woolen Carpets							
2721001. WOOLEN CARPET	SQ.FT.	LAH	44.50	44.50	42.00	0.00	5.95
		KAR	51.00	51.00	47.50	0.00	7.37
062. Synthetic Carpets							
2729001. SYNTHETIC CARPET	SQ.FT.	LAH	21.50	21.50	20.00	0.00	7.50
		RAW	23.50	23.50	23.50	0.00	0.00
		KAR	45.50	45.50	45.00	0.00	1.11
		QTA	46.50	46.50	46.50	0.00	0.00
063. Hosiery Products							
2821001. UNDER WEAR MED. SIZE AVG. QLTY.	DOZ.	LAH	975.00	975.00	780.00	0.00	25.00
		FAS	780.00	780.00	780.00	0.00	0.00
		RAW	1475.00	1475.00	1112.50	0.00	32.58
		KAR	775.00	775.00	715.00	0.00	8.39
		SKR	780.00	780.00	780.00	0.00	0.00

Contd.

7.10 Intercity Wholesale Prices of Selected Commodities

Group/Commodity/Item Specification	Unit	City	Prices (Rs.)			% Change in Mar. '14	
						Over	
			Mar. 2014	Feb. 2014	Mar. 2013	Feb. 14	Mar. 13
		PSH	900.00	850.00	850.00	5.88	5.88
		QTA	420.00	420.00	420.00	0.00	0.00
2821002. VEST (BANYAN)MED. SIZE AVG. QLTY.	DOZ.	LAH	1025.00	1025.00	780.00	0.00	31.41
		FAS	900.00	900.00	900.00	0.00	0.00
		RAW	1475.00	1475.00	1112.50	0.00	32.58
		KAR	775.00	775.00	715.00	0.00	8.39
		SKR	1322.50	1322.50	1322.50	0.00	0.00
		PSH	1020.00	1020.00	1020.00	0.00	0.00
		QTA	720.00	720.00	720.00	0.00	0.00
2821003. SOCKS NYLON MIXED GENTS SUP. QLTY.	DOZ.	LAH	1075.00	1075.00	1032.50	0.00	4.12
		FAS	710.00	710.00	710.00	0.00	0.00
		RAW	812.50	812.50	762.50	0.00	6.56
		KAR	635.00	635.00	635.00	0.00	0.00
		SKR	860.00	860.00	860.00	0.00	0.00
		PSH	840.00	840.00	800.00	0.00	5.00
		QTA	620.00	620.00	610.00	0.00	1.64
2821004. SOCKS COTTON GENTS AVG. QLTY.	DOZ.	LAH	625.00	625.00	527.50	0.00	18.48
		FAS	510.00	510.00	510.00	0.00	0.00
		KAR	580.00	580.00	570.00	0.00	1.75
064. Readymade Garments							
2823101. PANTS GENTS (W&W) AVG. QLTY.	DOZ.	LAH	3575.00	3575.00	3355.00	0.00	6.56
		RAW	6250.00	6250.00	5750.00	0.00	8.70
		KAR	4900.00	4900.00	4450.00	0.00	10.11
2823102. SHORT	DOZ.	LAH	955.00	955.00	810.00	0.00	17.90
		KAR	1122.00	1122.00	1090.00	0.00	2.94
		HYD	2000.00	2000.00	820.00	0.00	143.90
2823103. AWAMI SUIT(W&W) AVG. QLTY.	DOZ.	LAH	4525.00	4525.00	4525.00	0.00	0.00
		RAW	7950.00	7950.00	7450.00	0.00	6.71
		KAR	4985.00	4985.00	4500.00	0.00	10.78
		QTA	4800.00	4800.00	4800.00	0.00	0.00
2823201. SHIRT GENTS (W&W) AVG. QLTY.	DOZ.	LAH	3225.00	3225.00	3225.00	0.00	0.00
		RAW	3725.00	3725.00	3550.00	0.00	4.93
		KAR	3060.00	3060.00	2500.00	0.00	22.40
2823301. GIRL'S FROCK (W&W)	DOZ.	LAH	6650.00	6650.00	6650.00	0.00	0.00
		RAW	7100.00	7100.00	6750.00	0.00	5.19
		KAR	4560.00	4560.00	4430.00	0.00	2.93
3c) Leather Products							
065. Leather Without Hair							
2912001. SOLE LEATHER 5 MM GR-1	KG.	SAH	640.00	500.00	284.00	28.00	125.35
		KSR	425.00	425.00	275.00	0.00	54.55
2912002. SOLE LEATHER 4.5 MM GR-1	KG.	SAH	660.00	480.00	310.00	37.50	112.90
		KSR	490.00	420.00	285.00	16.67	71.93
2912003. SOLE LEATHER 4 MM GR-1	KG.	SAH	670.00	470.00	315.00	42.55	112.70
		KSR	510.00	410.00	312.50	24.39	63.20
066. Other Leather N.E.C							
2913001. CHROME LEATHER COW ANALINE GR-I	DM.	SAH	40.00	45.00	21.00	-11.11	90.48
		KSR	30.00	33.00	13.25	-9.09	126.42
2913002. CHROME LEATHER COW ANALINE GR-II	DM.	SAH	40.00	43.00	18.00	-6.98	122.22
		KSR	27.00	30.00	12.25	-10.00	120.41
2913003. CHROME LEATHER BUFF CALF (SUP)	DM.	SAH	35.00	38.00	16.00	-7.89	118.75
		KSR	25.00	27.00	6.75	-7.41	270.37

Contd.

7.10 Intercity Wholesale Prices of Selected Commodities

Group/Commodity/Item Specification	Unit	City	Prices (Rs.)			% Change in Mar. 14	
						Over	
			Mar. 2014	Feb. 2014	Mar. 2013	Feb. 14	Mar. 13
2913004. CHROME LEATHER BUFF CALF (B)	DM.	SAH	25.00	27.00	7.60	-7.41	228.95
		KSR	22.00	24.00	6.10	-8.33	260.66
067. Footwears							
2933001. GENTS SHOES PAUL BATA	PAIR	LAH	818.23	818.23	772.97	0.00	5.86
2933002. GENTS SANDAL BATA	PAIR	LAH	572.51	572.51	601.40	0.00	-4.80
2933003. GENTS SLATE CHAPPAL BATA	PAIR	LAH	110.08	110.08	110.08	0.00	0.00
2933004. LADIES SANDAL BATA (EMOZIAN)	PAIR	LAH	490.61	490.61	514.71	0.00	-4.68
2933005. LADIES SPOUNG CHAPPAL BATA(TROPIC)	PAIR	LAH	109.52	109.52	128.23	0.00	-14.59
2933006. CHILD SHOE POWER LIFE BATA	PAIR	LAH	285.85	285.85	257.36	0.00	11.07
2933007. GENTS SHOES ART 1109 SERVIS	PAIR	LAH	477.00	477.00	477.00	0.00	0.00
2933008. CHEETAH 50 SIZE 3.5	PAIR	LAH	679.00	679.00	679.00	0.00	0.00
2933009. SERVIS SHOES WOMEN	PAIR	LAH	370.00	370.00	370.00	0.00	0.00
2933010. SERVIS SHOES CHILDREN	PAIR	LAH	257.00	257.00	257.00	0.00	0.00
4. Other Transportable Goods							
068. Timber							
3131001. TIMBER SHEESHAM	CMT.	LAH	52089.00	52089.00	30546.50	0.00	70.52
		RAW	56503.50	56503.50	51206.00	0.00	10.35
		KAR	45425.00	45425.00	45100.00	0.00	0.72
		PSH	42378.00	42378.00	26000.00	0.00	62.99
		QTA	43200.00	43200.00	43200.00	0.00	0.00
3131002. TIMBER KERUING PINE WOOD	CMT.	RAW	59152.00	59152.00	52089.00	0.00	13.56
		KAR	46900.00	46900.00	46200.00	0.00	1.52
3131003. TIMBER PERTAL	CMT.	LAH	24366.50	24366.50	24366.50	0.00	0.00
		RAW	45026.00	45026.00	39729.00	0.00	13.33
		KAR	34700.00	34700.00	33800.00	0.00	2.66
		PSH	52372.00	52372.00	26000.00	0.00	101.43
		QTA	31050.00	31050.00	31050.00	0.00	0.00
3131004. TIMBER CHIR	CMT.	LAH	18098.50	18098.50	18098.50	0.00	0.00
		RAW	39729.00	39729.00	34432.00	0.00	15.38
		KAR	26350.00	26350.00	25700.00	0.00	2.53
3131005. TIMBER DEODAR	CMT.	RAW	92701.00	92701.00	87404.00	0.00	6.06
		KAR	90950.00	90950.00	88700.00	0.00	2.54
		PSH	95358.00	95358.00	72000.00	0.00	32.44
		QTA	76950.00	76950.00	76950.00	0.00	0.00
3131006. TIMBER TEAK WOOD	CMT.	LAH	97997.50	97997.50	97997.50	0.00	0.00
		KAR	108300.00	108300.00	107900.00	0.00	0.37
069. Printing Paper							
3212901. OFFSET PAPER FLYING FINISH	KG.	KAR	90.25	86.00	87.00	4.94	3.74
3212902. ART PAPER "LEYKAM"/CHINA	KG.	KAR	128.00	114.00	114.00	12.28	12.28
3212903. PRINTING PAPER ROYAL CENTURY	KG.	KAR	90.00	90.00	86.00	0.00	4.65
3212904. PHOTOSTAT PAPER 210X297 A-4(80GM)	KG.	KAR	370.00	370.00	351.00	0.00	5.41
070. Hard Board							
3213301. KRAFT LINES BOARD (BRAZIL-125)	KG.	KAR	110.00	110.00	90.00	0.00	22.22
071. Coke							
3310001. COKE	MT.	KAR	60000.00	60000.00	60000.00	0.00	0.00
072. Motor Spirit							
3331001. MOTOR SPRIT 87 RON	LTR.	KAR	109.97	112.70	102.19	-2.42	7.61
073. Diesel Oil							
3333001. DIESEL OIL LIGHT SPEED (BULK)	LTR.	KAR	101.17	101.17	94.27	0.00	7.32
3333002. DIESEL OIL HIGH SPEED(BULK)	LTR.	KAR	116.69	116.69	109.61	0.00	6.46
074. Kerosine Oil							
3334001. Kerosine OIL	LTR.	KAR	107.86	107.86	99.22	0.00	8.71

Contd.

7.10 Intercity Wholesale Prices of Selected Commodities

Group/Commodity/Item Specification	Unit	City	Prices (Rs.)			% Change in Mar. 14		
						Over		
			Mar. 2014	Feb. 2014	Mar. 2013	Feb. 14	Mar. 13	
075. Furnace Oil								
3337001. HIGH SULPHUR FURNACE OIL(HSFO)	MT.	KAR	64590.00	66199.00	64752.50	-2.43	-0.25	
076. Mobil Oil								
3338001. HAVOLINE MOBIL OIL PETROL ENGN.	4 LTR.	FAS	1950.00	1950.00	1870.00	0.00	4.28	
		RAW	1987.50	1912.50	1837.50	3.92	8.16	
		MUL	1660.00	1660.00	1605.00	0.00	3.43	
		GJT	1660.00	1660.00	1590.00	0.00	4.40	
		KAR	2000.00	2000.00	1920.00	0.00	4.17	
		PSH	1548.00	1540.00	1808.00	0.52	-14.38	
		QTA	1670.00	1670.00	1670.00	0.00	0.00	
3338002. HAVOLINE MOBIL OIL CNG ENGN.	4 LTR.	FAS	1600.00	1600.00	1460.00	0.00	9.59	
		RAW	1962.50	1887.50	1812.50	3.97	8.28	
		MUL	1720.00	1720.00	1565.00	0.00	9.90	
		GJT	1720.00	1720.00	1560.00	0.00	10.26	
		KAR	1720.00	1720.00	1640.00	0.00	4.88	
		PSH	1648.00	1640.00	1660.00	0.49	-0.72	
		QTA	1685.00	1685.00	1685.00	0.00	0.00	
077. Chemicals								
3414001. STEARIC ACID	LB.	LAH	100.00	95.00	95.00	5.26	5.26	
		KAR	93.00	104.50	104.50	-11.00	-11.00	
3414002. ACETIC ACID	LB.	LAH	80.00	54.50	46.00	46.79	73.91	
		KAR	48.50	48.50	42.50	0.00	14.12	
		PSH	55.00	60.00	50.00	-8.33	10.00	
3414003. TARTARIC POWDER	50 KG.	LAH	17000.00	16500.00	15000.00	3.03	13.33	
		KAR	8987.50	8987.50	8800.00	0.00	2.13	
3414004. CITRIC ACID	50 KG.	LAH	6500.00	5900.00	5300.00	10.17	22.64	
		KAR	5850.00	6512.50	4750.00	-10.17	23.16	
		PSH	7000.00	7500.00	5700.00	-6.67	22.81	
3414005. CHINA CLAY	M.T.	KAR	42000.00	42000.00	34500.00	0.00	21.74	
3414006. BLEACHING POWDER	50 KG.	LAH	2500.00	1975.00	1700.00	26.58	47.06	
		KSR	2900.00	1950.00	1650.00	48.72	75.76	
		KAR	1200.00	1200.00	1660.00	0.00	-27.71	
		PSH	2200.00	2000.00	1900.00	10.00	15.79	
3414007. GLUCOSE POWDER	50 KG.	LAH	5000.00	5000.00	5500.00	0.00	-9.09	
		KAR	4750.00	4500.00	4050.00	5.56	17.28	
		PSH	5000.00	5000.00	4300.00	0.00	16.28	
3422001. ZINC OXIDE	50 KG.	LAH	19000.00	19000.00	18000.00	0.00	5.56	
		PSH	16000.00	16000.00	15000.00	0.00	6.67	
3423101. CAUSTIC SODA	50 KG.	LAH	3900.00	3900.00	3400.00	0.00	14.71	
		KSR	3900.00	3900.00	3450.00	0.00	13.04	
		KAR	3932.50	3932.50	3400.00	0.00	15.66	
		PSH	5000.00	5000.00	3700.00	0.00	35.14	
3423102. SULPHURIC ACID	100 KG.	LAH	2500.00	2500.00	2500.00	0.00	0.00	
		KAR	2175.00	2150.00	2000.00	1.16	8.75	
		PSH	2200.00	2200.00	2000.00	0.00	10.00	
3423103. MERCURY	KG.	LAH	16000.00	16000.00	16000.00	0.00	0.00	
		KAR	16000.00	12300.00	15500.00	30.08	3.23	
		PSH	15000.00	15000.00	16500.00	0.00	-9.09	
3424001. SODA ASH LIGHT 80 KG. BAG	BAG	LAH	3800.00	3800.00	3200.00	0.00	18.75	
		KSR	3725.00	3725.00	3250.00	0.00	14.62	
		KAR	2000.00	2000.00	1900.00	0.00	5.26	
		PSH	3520.00	3520.00	2960.00	0.00	18.92	

Contd.

7.10 Intercity Wholesale Prices of Selected Commodities

Group/Commodity/Item Specification	Unit	City	Prices (Rs.)			% Change in Mar. 14	
						Over	
			Mar. 2014	Feb. 2014	Mar. 2013	Feb. 14	Mar. 13
3424002. SODIUM BI- CARBONATE.	50 KG.	LAH	2250.00	2250.00	1900.00	0.00	18.42
		KAR	2300.00	2300.00	1850.00	0.00	24.32
		PSH	2200.00	2200.00	2100.00	0.00	4.76
3424003. SALT EPSUM	100 KG.	LAH	1600.00	1600.00	1700.00	0.00	-5.88
		KAR	1252.50	1252.50	1232.50	0.00	1.62
		PSH	1800.00	1800.00	1500.00	0.00	20.00
078. Dyeing Material							
3431001. DYES RED B-BASE	LB.	KAR	250.00	250.00	250.00	0.00	0.00
3431002. DYES ORITEX JAPAN RED HR-2.	LB.	KAR	225.00	225.00	250.00	0.00	-10.00
3431003. DYED REACTIVE VIOLET H-3R	LB.	KAR	140.00	140.00	130.00	0.00	7.69
079. Fertilizers							
3461101. SONA UREA	MT.	LAH	35500.00	35500.00	34600.00	0.00	2.60
		FAS	37000.00	38400.00	34600.00	-3.65	6.94
		MUL	36000.00	37000.00	34000.00	-2.70	5.88
		PSH	36500.00	39000.00	36000.00	-6.41	1.39
3461102. KISAN UREA	MT.	LAH	35500.00	35500.00	34600.00	0.00	2.60
		FAS	36400.00	37200.00	34400.00	-2.15	5.81
		MUL	35400.00	36000.00	32600.00	-1.67	8.59
		GUJ	34000.00	35600.00	33000.00	-4.49	3.03
3461401. CALCIUM AMMONIUM NITRATE	MT.	PSH	36500.00	37000.00	35000.00	-1.35	4.29
		LAH	31000.00	31000.00	29000.00	0.00	6.90
		FAS	31000.00	31000.00	29000.00	0.00	6.90
		MUL	29600.00	30000.00	27200.00	-1.33	8.82
3462101. SINGLE SUPPER PHOSPHATE (GR) 18PC	MT.	GUJ	30000.00	30000.00	28000.00	0.00	7.14
		PSH	31000.00	31000.00	29600.00	0.00	4.73
		LAH	20000.00	20000.00	23000.00	0.00	-13.04
		FAS	19000.00	21000.00	22000.00	-9.52	-13.64
3462102. SINGLE SUPER PHOSPHATE (PD) 18PC	MT.	MUL	19600.00	19200.00	19600.00	2.08	0.00
		GUJ	18000.00	18000.00	22000.00	0.00	-18.18
		PSH	20000.00	20000.00	22000.00	0.00	-9.09
		LAH	21000.00	21000.00	21000.00	0.00	0.00
3462103. TRIPLE SUPER PHOSPHATE (GR)	MT.	FAS	21950.00	21950.00	21950.00	0.00	0.00
		MUL	21900.00	21900.00	21900.00	0.00	0.00
		GUJ	22000.00	22000.00	22000.00	0.00	0.00
		PSH	25100.00	25100.00	25100.00	0.00	0.00
3463201. SULPHATE OF POTASH	MT.	LAH	61750.00	61750.00	61750.00	0.00	0.00
		FAS	61850.00	61850.00	61850.00	0.00	0.00
		MUL	62050.00	62050.00	62050.00	0.00	0.00
		GUJ	66000.00	66000.00	62000.00	0.00	6.45
3464101. NITRO PHOSPHATE	MT.	PSH	60000.00	60000.00	60000.00	0.00	0.00
		LAH	84000.00	84000.00	79000.00	0.00	6.33
		MUL	83600.00	83600.00	82600.00	0.00	1.21
		KSR	84000.00	84000.00	82500.00	0.00	1.82
3464201. DIA-AMMONIUM PHOSPHATE	MT.	LAH	48000.00	48000.00	52100.00	0.00	-7.87
		FAS	46000.00	50500.00	51000.00	-8.91	-9.80
		MUL	48600.00	48600.00	48000.00	0.00	1.25
		GUJ	48000.00	50000.00	50000.00	-4.00	-4.00
3464201. DIA-AMMONIUM PHOSPHATE	MT.	PSH	51000.00	49000.00	51000.00	4.08	0.00
		LAH	72000.00	69000.00	78000.00	4.35	-7.69
		FAS	73000.00	72000.00	80000.00	1.39	-8.75
		MUL	72000.00	71600.00	76600.00	0.56	-6.01
		GUJ	69000.00	67000.00	78000.00	2.99	-11.54

Contd.

7.10 Intercity Wholesale Prices of Selected Commodities

Group/Commodity/Item Specification	Unit	City	Prices (Rs.)			% Change in Mar. '14	
						Over	
			Mar. 2014	Feb. 2014	Mar. 2013	Feb. 14	Mar. 13
3464401. NITROGEN PHOSPHATE AND POTACIUM	MT.	PSH	73000.00	69000.00	78000.00	5.80	-6.41
		LAH	60000.00	60000.00	60000.00	0.00	0.00
		GUJ	57000.00	58000.00	62000.00	-1.72	-8.06
		SAR	62920.00	62920.00	62000.00	0.00	1.48
		HYD	61760.00	61760.00	62700.00	0.00	-1.50
080. Pesticides							
3466101. THIODAN 35 EC(AGRICULTURE) 1 LTR	BOTTLE	LAH	580.00	580.00	580.00	0.00	0.00
		FAS	1050.00	1050.00	950.00	0.00	10.53
		MUL	850.00	850.00	600.00	0.00	41.67
		SAR	875.00	875.00	750.00	0.00	16.67
		GJT	500.00	500.00	500.00	0.00	0.00
		HYD	750.00	750.00	830.00	0.00	-9.64
3466102. DURSBAN TC(TERMITICIDE CONC.)	BOTTLE	LAH	1050.00	1050.00	1050.00	0.00	0.00
		FAS	1265.00	1265.00	1250.00	0.00	1.20
		MUL	1450.00	1450.00	1450.00	0.00	0.00
		SAR	1000.00	1000.00	1000.00	0.00	0.00
3466103. SARSABZ (VEGETABLES) 1 LTR.	BOTTLE	LAH	210.00	210.00	210.00	0.00	0.00
		FAS	360.00	360.00	350.00	0.00	2.86
		MUL	400.00	255.00	140.00	56.86	185.71
3466104. MALATHION (ALL ANIMALS) 1 LTR.	BOTTLE	SAR	250.00	250.00	250.00	0.00	0.00
		GJT	400.00	400.00	400.00	0.00	0.00
		LAH	470.00	470.00	470.00	0.00	0.00
		FAS	980.00	980.00	880.00	0.00	11.36
		GUJ	800.00	800.00	650.00	0.00	23.08
		GJT	800.00	800.00	330.00	0.00	142.42
081. Insecticides							
3471001. L-D POLYTHYLENE	LB.	KAR	103.94	104.25	84.81	-0.30	22.56
3473001. POLYSTRENE GP.	55 LB.	KAR	3691.00	3691.00	3691.00	0.00	0.00
082. Paints & Varnishes							
3511001. SYN CLEAR VARNISH (BUXLYS)	3 LTR.	LAH	1050.00	1050.00	825.00	0.00	27.27
		KAR	1020.00	1020.00	1005.00	0.00	1.49
3511002. SYN CLEAR VARNISH (BERGER)	3 LTR.	LAH	1150.00	1150.00	864.00	0.00	33.10
		KAR	1210.00	1210.00	1190.00	0.00	1.68
3511003. SYN ENAMEL VIP (BERGER)	3.6 LTR	LAH	1700.00	1700.00	1375.00	0.00	23.64
		RAW	1245.00	1245.00	1062.50	0.00	17.18
		KAR	1440.00	1440.00	1400.00	0.00	2.86
3511004. SYN ENAMEL 413 (BUXLYS)	3.6 LTR	LAH	1370.00	1370.00	1200.00	0.00	14.17
		RAW	1235.00	1235.00	1062.50	0.00	16.24
		KAR	1440.00	1440.00	1400.00	0.00	2.86
3511005. VIP PLASTIC EMULSION (BERGER)	4 LTR.	LAH	1750.00	1750.00	1350.00	0.00	29.63
		RAW	1477.50	1477.50	1287.50	0.00	14.76
		KAR	850.00	850.00	750.00	0.00	13.33
3511006. PLASTIC BOUND DISTEMPER(BUXLYS)	6 KG.	LAH	1210.00	1210.00	1150.00	0.00	5.22
		RAW	925.00	925.00	762.50	0.00	21.31
		KAR	760.00	760.00	700.00	0.00	8.57
3511007. ICI PLASTIC EMULSION	4 LTR	LAH	1800.00	1800.00	1390.00	0.00	29.50
		RAW	1635.00	1635.00	1412.50	0.00	15.75
		KAR	1620.00	1620.00	1600.00	0.00	1.25
083. Medicines							
3526001. PANADOL TAB. (200)	PACKET	LAH	153.00	153.00	153.00	0.00	0.00
		RAW	165.00	165.00	165.00	0.00	0.00

Contd.

7.10 Intercity Wholesale Prices of Selected Commodities

Group/Commodity/Item Specification	Unit	City	Prices (Rs.)			% Change in Mar. '14	
						Over	
			Mar. 2014	Feb. 2014	Mar. 2013	Feb. 14	Mar. 13
		MUL	153.00	153.00	153.00	0.00	0.00
		KAR	187.20	187.20	187.20	0.00	0.00
		MPK	153.00	153.00	153.00	0.00	0.00
		PSH	155.00	155.00	155.00	0.00	0.00
		QTA	180.00	180.00	180.00	0.00	0.00
3526002. DISPRIN TAB. (600)	PACKET	LAH	525.00	525.00	525.00	0.00	0.00
		RAW	372.50	372.50	372.50	0.00	0.00
		MUL	510.00	510.00	510.00	0.00	0.00
		KAR	459.00	459.00	459.00	0.00	0.00
		MPK	360.00	360.00	360.00	0.00	0.00
		PSH	516.00	516.00	516.00	0.00	0.00
		QTA	440.00	440.00	440.00	0.00	0.00
3526003. FLAGYL TAB. (200)	PACKET	LAH	170.00	170.00	170.00	0.00	0.00
		RAW	255.00	255.00	255.00	0.00	0.00
		MUL	255.00	255.00	255.00	0.00	0.00
		KAR	260.00	260.00	260.00	0.00	0.00
		MPK	260.00	260.00	260.00	0.00	0.00
		PSH	172.00	172.00	172.00	0.00	0.00
		QTA	170.00	170.00	170.00	0.00	0.00
3526004. VENTOLIN TAB.(100)	PACKET	LAH	73.10	73.10	73.10	0.00	0.00
		RAW	73.00	73.00	73.00	0.00	0.00
		MUL	105.20	105.20	105.20	0.00	0.00
		KAR	86.53	86.53	86.53	0.00	0.00
		MPK	73.20	73.20	88.79	0.00	-17.56
		PSH	74.00	74.00	74.00	0.00	0.00
		QTA	73.20	73.20	73.20	0.00	0.00
3526005. DAONIL TAB. (60)	PACKET	LAH	75.12	75.12	75.12	0.00	0.00
		RAW	86.50	75.00	75.00	15.33	15.33
		MUL	86.31	75.05	75.05	15.00	15.00
		KAR	88.00	88.00	88.00	0.00	0.00
		MPK	76.00	76.00	76.00	0.00	0.00
		PSH	87.32	78.00	78.00	11.95	11.95
		QTA	88.00	88.00	88.00	0.00	0.00
3526006. ENTOX TAB. (100)	PACKET	LAH	87.50	87.50	87.50	0.00	0.00
		RAW	73.00	73.00	73.00	0.00	0.00
		MUL	85.00	85.00	85.00	0.00	0.00
		KAR	100.00	100.00	100.00	0.00	0.00
		MPK	85.00	85.00	85.00	0.00	0.00
		PSH	86.00	86.00	86.00	0.00	0.00
		QTA	85.00	85.00	85.00	0.00	0.00
3526007. CALCIUM TAB. 1000 SANDOZ	06 BOTT	LAH	622.00	622.00	622.00	0.00	0.00
		RAW	620.00	620.00	620.00	0.00	0.00
		MUL	622.20	622.20	622.20	0.00	0.00
		KAR	732.00	732.00	732.00	0.00	0.00
		MPK	520.00	520.00	520.00	0.00	0.00
		PSH	630.00	630.00	630.00	0.00	0.00
		QTA	425.00	425.00	425.00	0.00	0.00
3526008. RENITEC TAB. 5 MG. (20)	PACKET	LAH	87.56	87.56	87.56	0.00	0.00
		RAW	99.50	90.00	90.00	10.56	10.56
		MUL	99.45	87.50	87.50	13.66	13.66
		KAR	100.00	100.00	100.00	0.00	0.00
		MPK	88.00	88.00	88.00	0.00	0.00

Contd.

7.10 Intercity Wholesale Prices of Selected Commodities

Group/Commodity/Item Specification	Unit	City	Prices (Rs.)			% Change in Mar. '14	
						Over	
			Mar. 2014	Feb. 2014	Mar. 2013	Feb. 14	Mar. 13
		PSH	100.62	87.30	87.30	15.26	15.26
		QTA	87.00	87.00	87.00	0.00	0.00
3526009. CARMINA (150 TABLETS)	06 BOTT	LAH	150.00	150.00	150.00	0.00	0.00
		RAW	120.00	120.00	120.00	0.00	0.00
		MUL	150.00	150.00	150.00	0.00	0.00
		KAR	180.00	156.00	156.00	15.38	15.38
		PSH	120.00	120.00	120.00	0.00	0.00
3526010. SUALIN (250 TAB.) STRIP	EACH	LAH	68.75	68.75	68.75	0.00	0.00
		RAW	78.00	78.00	78.00	0.00	0.00
		KAR	132.00	132.00	132.00	0.00	0.00
		PSH	150.00	150.00	150.00	0.00	0.00
3526011. SANCOS SYRUP 60 MG.	06 BOTT	LAH	331.50	331.50	331.50	0.00	0.00
		RAW	137.00	137.00	137.00	0.00	0.00
		MUL	280.50	280.50	200.00	0.00	40.25
		KAR	156.00	156.00	156.00	0.00	0.00
		MPK	285.00	285.00	285.00	0.00	0.00
		PSH	300.00	300.00	300.00	0.00	0.00
		QTA	275.00	275.00	275.00	0.00	0.00
3526012. PHENRGONE SYRUP 120 MG	06 BOTT	LAH	179.66	179.66	179.66	0.00	0.00
		RAW	142.00	142.00	142.00	0.00	0.00
		MUL	153.00	153.00	153.00	0.00	0.00
		KAR	198.00	198.00	198.00	0.00	0.00
		MPK	170.00	170.00	170.00	0.00	0.00
		PSH	170.00	170.00	170.00	0.00	0.00
		QTA	195.00	195.00	195.00	0.00	0.00
3526013. CALPOL SYRUP	06 BOTT	LAH	135.00	135.00	135.00	0.00	0.00
		RAW	132.00	132.00	132.00	0.00	0.00
		MUL	127.50	127.50	127.50	0.00	0.00
		KAR	150.00	150.00	150.00	0.00	0.00
		MPK	214.20	129.00	129.00	66.05	66.05
		PSH	144.48	129.00	129.00	12.00	12.00
		QTA	125.00	125.00	125.00	0.00	0.00
3526014. HYDERLIN SYRUP	06 BOTT	LAH	300.90	300.90	300.90	0.00	0.00
		RAW	158.00	158.00	158.00	0.00	0.00
		MUL	300.90	300.90	300.90	0.00	0.00
		KAR	312.00	312.00	312.00	0.00	0.00
		MPK	312.00	312.00	312.00	0.00	0.00
		PSH	305.00	305.00	305.00	0.00	0.00
		QTA	300.90	300.90	300.90	0.00	0.00
3526015. SAFI HAMDARD 100 ML	06 BOTT	LAH	228.00	228.00	228.00	0.00	0.00
		RAW	216.00	216.00	216.00	0.00	0.00
		MUL	210.00	210.00	210.00	0.00	0.00
		KAR	255.00	255.00	255.00	0.00	0.00
		PSH	240.00	240.00	240.00	0.00	0.00
		QTA	193.00	193.00	193.00	0.00	0.00
3526016. HONEY TUBE (HAMDARD)	06 TUBE	LAH	204.00	204.00	204.00	0.00	0.00
		KAR	510.00	510.00	510.00	0.00	0.00
		MPK	516.00	516.00	516.00	0.00	0.00
		PSH	480.00	480.00	480.00	0.00	0.00
		QTA	185.00	185.00	185.00	0.00	0.00
3526017. BETNOVATE-N OINTMENT	06 TUBE	LAH	153.12	153.12	153.12	0.00	0.00
		RAW	148.00	148.00	148.00	0.00	0.00

Contd.

7.10 Intercity Wholesale Prices of Selected Commodities

Group/Commodity/Item Specification	Unit	City	Prices (Rs.)			% Change in Mar. '14	
						Over	
			Mar. 2014	Feb. 2014	Mar. 2013	Feb. 14	Mar. 13
		MUL	147.90	147.90	147.90	0.00	0.00
		KAR	148.00	148.00	148.00	0.00	0.00
		MPK	156.00	156.00	156.00	0.00	0.00
		PSH	150.00	150.00	150.00	0.00	0.00
		QTA	162.00	162.00	162.00	0.00	0.00
3526018. BURNOL	06 TUBE	LAH	85.08	85.08	85.08	0.00	0.00
		RAW	82.00	82.00	82.00	0.00	0.00
		MUL	81.60	81.60	81.60	0.00	0.00
		KAR	96.00	96.00	96.00	0.00	0.00
		MPK	81.60	81.60	81.60	0.00	0.00
		PSH	87.00	87.00	87.00	0.00	0.00
		QTA	81.00	81.00	81.00	0.00	0.00
3526019. O.R.S.FLAVOURED (SEARLE)	DOZEN	LAH	108.00	108.00	108.00	0.00	0.00
		RAW	163.50	163.50	275.00	0.00	-40.55
		MUL	153.80	153.80	275.40	0.00	-44.15
		KAR	137.70	137.70	137.70	0.00	0.00
		PSH	154.80	154.80	278.65	0.00	-44.45
		QTA	350.00	350.00	350.00	0.00	0.00
3526020. JOSHANDA HAMDARD	DOZEN	LAH	59.00	59.00	46.92	0.00	25.75
		MUL	62.40	62.40	62.40	0.00	0.00
		KAR	220.00	220.00	220.00	0.00	0.00
		MPK	123.84	123.84	123.84	0.00	0.00
		PSH	58.00	48.00	48.00	20.83	20.83
		QTA	221.00	221.00	85.00	0.00	160.00
3526021. COTTON BANDAGE 2" SIZE	06 NO.S	LAH	39.00	39.00	39.00	0.00	0.00
		RAW	48.00	48.00	48.00	0.00	0.00
		MUL	24.00	24.00	18.00	0.00	33.33
		KAR	28.50	28.50	28.50	0.00	0.00
		MPK	54.00	54.00	54.00	0.00	0.00
		PSH	22.00	22.00	22.00	0.00	0.00
084. Soaps & Detergents							
3532101. LIFE BOUY SOAP (125 GM.)	DOZ.	LAH	401.00	401.00	365.00	0.00	9.86
		RAW	377.50	377.50	345.00	0.00	9.42
		KSR	401.00	401.00	365.00	0.00	9.86
		KAR	396.00	396.00	366.00	0.00	8.20
		PSH	420.00	400.00	348.00	5.00	20.69
		QTA	370.00	360.00	358.00	2.78	3.35
3532102. LUX-STD. (70 GM.)	DOZ.	LAH	383.00	383.00	375.00	0.00	2.13
		RAW	361.00	361.00	361.00	0.00	0.00
		KAR	384.00	360.00	324.00	6.67	18.52
		PSH	380.00	342.50	312.00	10.95	21.79
		QTA	330.00	330.00	330.00	0.00	0.00
3532201. SUPER ACTIVE SURF (130 GM.)	DOZ.	LAH	230.00	230.00	228.00	0.00	0.88
		MUL	229.16	229.16	229.16	0.00	0.00
		KAR	232.00	232.00	232.00	0.00	0.00
		SKR	248.88	229.20	229.20	8.59	8.59
3532202. ARIEL (100 GM)	DOZ.	LAH	230.00	242.00	160.00	-4.96	43.75
		GUJ	228.00	228.00	228.00	0.00	0.00
		KAR	156.00	156.00	156.00	0.00	0.00
		MPK	180.00	180.00	180.00	0.00	0.00
3532203. VIM DETERGENT POLY BAG (1000 G.)	DOZ.	LAH	630.00	630.00	450.00	0.00	40.00
		RAW	645.00	645.00	540.00	0.00	19.44

Contd.

7.10 Intercity Wholesale Prices of Selected Commodities

Group/Commodity/Item Specification	Unit	City	Prices (Rs.)			% Change in Mar. '14	
						Over	
			Mar. 2014	Feb. 2014	Mar. 2013	Feb. 14	Mar. 13
		KAR	540.00	540.00	540.00	0.00	0.00
		SKR	840.00	733.08	588.89	14.59	42.64
		PSH	680.00	648.00	550.00	4.94	23.64
		MNG	516.00	516.00	516.00	0.00	0.00
		QTA	486.00	486.00	486.00	0.00	0.00
3532204. MAXIMUM POWER BRITE POLYBAG(400G DOZ.		LAH	1404.00	1404.00	880.00	0.00	59.55
		RAW	862.50	862.50	862.50	0.00	0.00
		KAR	1020.00	1020.00	1020.00	0.00	0.00
		MPK	1416.00	1416.00	990.00	0.00	43.03
		PSH	1325.00	1325.00	1325.00	0.00	0.00
3532205. EXPRESS DETERGENT(1000GM)	DOZ.	KAR	1128.00	1128.00	1128.00	0.00	0.00
3532206. WASHING SOAP BETA/SUFI/GUY	DOZ.	LAH	5720.00	5720.00	5580.00	0.00	2.51
		RAW	3825.00	3825.00	3625.00	0.00	5.52
		KSR	5580.00	5580.00	5580.00	0.00	0.00
		SKR	5700.00	5700.00	5200.00	0.00	9.62
		PSH	6100.00	6100.00	5200.00	0.00	17.31
3532207. WASHING SOAP NYLON 101 CAKE	DOZ.	LAH	269.00	269.00	269.00	0.00	0.00
		RAW	237.50	237.50	227.50	0.00	4.40
		SAR	432.00	432.00	432.00	0.00	0.00
		BNU	180.00	180.00	180.00	0.00	0.00
		QTA	300.00	300.00	210.00	0.00	42.86
3532301. TOOTHPASTE MACLEAN'S (LARGE SIZE)	DOZ.	RAW	575.00	575.00	575.00	0.00	0.00
		KAR	1080.00	1080.00	1080.00	0.00	0.00
3532302. TOOTHPASTE FARHAN'S (STD. SIZE)	DOZ.	KAR	492.00	492.00	492.00	0.00	0.00
3532303. TALC SAMSOL/SWISS MISS (STD.SIZE)	DOZ.	RAW	565.00	565.00	565.00	0.00	0.00
		KAR	1092.00	1092.00	1056.00	0.00	3.41
3532304. PONDS COLD CREAM (MED SIZE.)	DOZ.	LAH	1200.00	1200.00	1200.00	0.00	0.00
		RAW	1127.50	1127.50	1025.00	0.00	10.00
		KAR	1109.00	1109.00	1105.00	0.00	0.36
3532305. PONDS VANISHING CREAM (MED SIZE)	DOZ.	LAH	2450.00	2450.00	2450.00	0.00	0.00
		RAW	1127.50	1127.50	1025.00	0.00	10.00
		KAR	1009.00	1009.00	992.00	0.00	1.71
3532306. ADMIRAL SHAVING CREAM (MED.SIZE)	DOZ.	LAH	564.00	564.00	564.00	0.00	0.00
		RAW	625.00	625.00	605.00	0.00	3.31
		KAR	600.00	600.00	600.00	0.00	0.00
3532307. HAIR BRYL CREAM (MED. SIZE).	DOZ.	RAW	1125.00	1125.00	1125.00	0.00	0.00
		KAR	940.00	940.00	900.00	0.00	4.44
3532308. JOHNSON'S BABY POWDER/MOTHER CAI	DOZ.	KAR	730.00	730.00	696.00	0.00	4.89
3532309. SUN SILK SHAMPOO LOCAL 10 ML.	DOZ.	RAW	51.00	51.00	51.00	0.00	0.00
		KAR	55.00	58.00	58.00	-5.17	-5.17
085. Auto Tyres							
3611101. AUTO TYRE GEN/SUZ/ALTO/MEHRAN	EACH	LAH	2700.00	2700.00	2700.00	0.00	0.00
		RAW	2975.00	2975.00	2875.00	0.00	3.48
		KAR	1650.00	1650.00	1700.00	0.00	-2.94
3611201. MOTOR CYCLE TYRE YAMAHA-100	EACH	LAH	1280.00	1280.00	1280.00	0.00	0.00
		RAW	962.50	962.50	962.50	0.00	0.00
		KAR	1200.00	1200.00	1175.00	0.00	2.13
3611202. MOTOR CYCLE TYRE HONDA CD-70	EACH	LAH	860.00	860.00	860.00	0.00	0.00
		RAW	962.50	962.50	962.50	0.00	0.00
		KAR	1200.00	1200.00	1150.00	0.00	4.35
3611203. MOTOR CYCLE TYRE SUZUKI 80 CC.	EACH	LAH	960.00	960.00	960.00	0.00	0.00
		RAW	937.50	937.50	937.50	0.00	0.00

Contd.

7.10 Intercity Wholesale Prices of Selected Commodities

Group/Commodity/Item Specification	Unit	City	Prices (Rs.)			% Change in Mar. 14	
						Over	
			Mar. 2014	Feb. 2014	Mar. 2013	Feb. 14	Mar. 13
		KAR	1200.00	1200.00	1150.00	0.00	4.35
3611204. CYCLE TYRE SERVIS (28x1/2")	EACH	LAH	250.00	250.00	250.00	0.00	0.00
		KAR	200.00	200.00	190.00	0.00	5.26
3611205. CYCLE TYRE DIAMOND (28x1/2")	EACH	LAH	300.00	300.00	300.00	0.00	0.00
		RAW	265.00	265.00	255.00	0.00	3.92
		KAR	200.00	200.00	190.00	0.00	5.26
3611401. AUTO TUBE GEN/SUZ/ALTO/MEHRAN	EACH	LAH	270.00	270.00	270.00	0.00	0.00
		RAW	295.00	295.00	285.00	0.00	3.51
		KAR	322.50	322.50	317.50	0.00	1.57
3611402. MOTOR CYCLE TUBE YAMAHA-100	EACH	LAH	185.00	185.00	185.00	0.00	0.00
		RAW	192.50	192.50	182.50	0.00	5.48
		KAR	257.50	257.50	230.00	0.00	11.96
3611403. MOTOR CYCLE TUBE HONDA CD-70	EACH	LAH	175.00	175.00	175.00	0.00	0.00
		RAW	192.50	192.50	182.50	0.00	5.48
		KAR	257.50	257.50	230.00	0.00	11.96
3611404. MOTOR CYCLE TUBE SUZUKI 80 CC.	EACH	LAH	195.00	195.00	195.00	0.00	0.00
		KAR	252.50	252.50	230.00	0.00	9.78
3611405. CYCLE TUBES SERVIS (28x1/2)	EACH	LAH	105.00	105.00	105.00	0.00	0.00
		KAR	130.00	130.00	125.00	0.00	4.00
3611406. CYCLE TUBES DIAMOND (28x1/2)	EACH	LAH	115.00	115.00	115.00	0.00	0.00
		RAW	92.50	92.50	87.50	0.00	5.71
		KAR	125.00	125.00	120.00	0.00	4.17
086. Plastic Products							
3694001. WATER COOLER 9 LTR.	EACH	LAH	360.00	360.00	300.00	0.00	20.00
		KAR	380.00	380.00	355.00	0.00	7.04
		PSH	450.00	450.00	450.00	0.00	0.00
		QTA	410.00	410.00	410.00	0.00	0.00
3694002. BUCKET MED. SIZE	EACH	LAH	245.00	245.00	205.00	0.00	19.51
		GUJ	225.00	225.00	225.00	0.00	0.00
		GJT	220.00	220.00	220.00	0.00	0.00
		KAR	270.00	270.00	250.00	0.00	8.00
		PSH	350.00	350.00	320.00	0.00	9.38
		QTA	235.00	235.00	235.00	0.00	0.00
3694003. DINNER SET PLASTIC 42/48/52 PIECES	EACH	LAH	1975.00	1975.00	1575.00	0.00	25.40
		RAW	4100.00	4100.00	3550.00	0.00	15.49
		MUL	2450.00	2450.00	2350.00	0.00	4.26
		KAR	1925.00	1925.00	1650.00	0.00	16.67
		PSH	1600.00	1600.00	1100.00	0.00	45.45
		MNG	3000.00	3000.00	1500.00	0.00	100.00
3694004. HOT POT PLASTIC 3 PIECES	EACH	LAH	1225.00	1225.00	1025.00	0.00	19.51
		SKT	660.00	660.00	660.00	0.00	0.00
		KAR	772.50	772.50	725.00	0.00	6.55
		PSH	925.00	925.00	850.00	0.00	8.82
		QTA	830.00	830.00	830.00	0.00	0.00
3694005. THERMOS STARVAC 1 LTR.	EACH	LAH	315.00	315.00	315.00	0.00	0.00
		GUJ	400.00	400.00	400.00	0.00	0.00
		KAR	420.00	420.00	420.00	0.00	0.00
		QTA	300.00	300.00	300.00	0.00	0.00
087. Glass sheets							
3711401. PL. GLASS SHEET 3 MM ABOVE 1 SQ.M	SQ.MTR.	LAH	335.00	335.00	335.00	0.00	0.00
		RAW	310.00	310.00	287.50	0.00	7.83
		KAR	435.00	435.00	430.00	0.00	1.16

Contd.

7.10 Intercity Wholesale Prices of Selected Commodities

Group/Commodity/Item Specification	Unit	City	Prices (Rs.)			% Change in Mar. '14	
						Over	
			Mar. 2014	Feb. 2014	Mar. 2013	Feb. 14	Mar. 13
		PSH	425.00	425.00	425.00	0.00	0.00
3711402. FIG. GLASS SHEET ABOVE 1 SQ.M	SQ.MTR.	LAH	247.50	247.50	247.50	0.00	0.00
		RAW	265.00	265.00	232.50	0.00	13.98
		KAR	465.00	465.00	455.00	0.00	2.20
		PSH	968.00	968.00	807.00	0.00	19.95
088. Other Glass Articles							
3719101. JAR 4 LTR. LOCAL/FANCY/SILKY	DOZ.	RAW	837.50	837.50	737.50	0.00	13.56
		KAR	710.00	710.00	710.00	0.00	0.00
3719301. TUMBLER 200 ML. FANCY (OMROC)	DOZ.	RAW	297.50	297.50	282.50	0.00	5.31
		KAR	575.00	575.00	535.00	0.00	7.48
3719302. JUG DIAMOND 1.2 LTR. FANCY (OMROC)	DOZ.	LAH	1450.00	1450.00	1200.00	0.00	20.83
		RAW	1275.00	1275.00	1175.00	0.00	8.51
		KAR	1730.00	1730.00	1630.00	0.00	6.13
3719303. TEA CUP SAUCER WHITE	DOZ.	LAH	450.00	450.00	370.00	0.00	21.62
		RAW	837.50	837.50	787.50	0.00	6.35
		KAR	535.00	535.00	510.00	0.00	4.90
089. Ceramics & Sanitary Fixture							
3721001. EUROPEAN W/C (02/03) STD WHITE	EACH	LAH	1400.00	1400.00	1200.00	0.00	16.67
		RAW	1025.00	1025.00	1025.00	0.00	0.00
		GJT	2450.00	2450.00	1850.00	0.00	32.43
		KAR	800.00	800.00	800.00	0.00	0.00
		PSH	4100.00	3600.00	2850.00	13.89	43.86
3721002. EUROPEAN W.C. (02/03) STD COLOUR	EACH	LAH	1500.00	1500.00	1400.00	0.00	7.14
		RAW	1125.00	1125.00	1125.00	0.00	0.00
		GJT	2650.00	2650.00	1950.00	0.00	35.90
		KAR	820.00	820.00	820.00	0.00	0.00
3721003. ASIAN W.C. WHITE 18/22"	EACH	LAH	1250.00	1250.00	1100.00	0.00	13.64
		RAW	1125.00	1125.00	1125.00	0.00	0.00
		GJT	1250.00	1250.00	825.00	0.00	51.52
		KAR	360.00	360.00	360.00	0.00	0.00
		PSH	1050.00	1050.00	880.00	0.00	19.32
3721004. ASIAN W.C. WHITE 15/22"	EACH	LAH	925.00	925.00	825.00	0.00	12.12
		RAW	1025.00	1025.00	1025.00	0.00	0.00
		GJT	1050.00	1050.00	675.00	0.00	55.56
		KAR	400.00	400.00	400.00	0.00	0.00
		PSH	900.00	850.00	850.00	5.88	5.88
3721005. ASIAN W.C. COLOURED 18/22"	EACH	LAH	1100.00	1100.00	987.50	0.00	11.39
		RAW	1325.00	1325.00	1325.00	0.00	0.00
		GUJ	1850.00	1850.00	1075.00	0.00	72.09
		GJT	1450.00	1450.00	875.00	0.00	65.71
		KAR	420.00	420.00	420.00	0.00	0.00
		PSH	980.00	980.00	950.00	0.00	3.16
3721006. ASIAN W.C. COLOURED 15/22"	EACH	LAH	950.00	950.00	825.00	0.00	15.15
		RAW	1125.00	1125.00	1125.00	0.00	0.00
		GUJ	1700.00	1700.00	900.00	0.00	88.89
		GJT	1250.00	1250.00	725.00	0.00	72.41
		KAR	550.00	550.00	550.00	0.00	0.00
		PSH	870.00	870.00	820.00	0.00	6.10
3721007. WASH BASIN 50 CM WHITE STD.	EACH	LAH	1050.00	1050.00	862.50	0.00	21.74
		RAW	1125.00	1125.00	1125.00	0.00	0.00
		GJT	1350.00	1350.00	850.00	0.00	58.82
		KAR	770.00	770.00	627.50	0.00	22.71

Contd.

7.10 Intercity Wholesale Prices of Selected Commodities

Group/Commodity/Item Specification	Unit	City	Prices (Rs.)			% Change in Mar. 14			
						Over			
			Mar. 2014	Feb. 2014	Mar. 2013	Feb. 14	Mar. 13		
3721008. WASH BASIN 50 CM LIGHT COLOUR	EACH	PSH	1480.00	1480.00	1400.00	0.00	5.71		
		LAH	1050.00	1050.00	962.50	0.00	9.09		
		RAW	1175.00	1175.00	1175.00	0.00	0.00		
		GJT	1150.00	1150.00	750.00	0.00	53.33		
		KAR	880.00	880.00	645.00	0.00	36.43		
3721009. SINK STAINLESS STEEL(KIT.)MED.SIZE	EACH	PSH	1550.00	1550.00	1500.00	0.00	3.33		
		LAH	1100.00	1100.00	975.00	0.00	12.82		
		RAW	2325.00	2325.00	2175.00	0.00	6.90		
		GUJ	1400.00	1400.00	800.00	0.00	75.00		
		KAR	1265.00	1265.00	1200.00	0.00	5.42		
		PSH	1400.00	1400.00	1400.00	0.00	0.00		
090. Bricks, Blocks & Tiles									
3732001. BRICKS	1000	LAH	7250.00	7250.00	6900.00	0.00	5.07		
		RAW	6725.00	6725.00	5850.00	0.00	14.96		
		GJT	7000.00	7000.00	6000.00	0.00	16.67		
		KSR	7050.00	7050.00	6800.00	0.00	3.68		
		HYD	4800.00	4800.00	4800.00	0.00	0.00		
		SKR	5500.00	5500.00	5500.00	0.00	0.00		
		PSH	7300.00	7300.00	6500.00	0.00	12.31		
		BNU	5500.00	5500.00	5000.00	0.00	10.00		
		QTA	6250.00	6250.00	6250.00	0.00	0.00		
		KAR	19600.00	19600.00	17000.00	0.00	15.29		
3732002. CEMENT BLOCKS	1000	KAR	19600.00	19600.00	17000.00	0.00	15.29		
		3732003. TILES PLAIN WHITE 8 X 10"	SQ.MTR	LAH	525.00	525.00	412.50	0.00	27.27
				RAW	490.00	490.00	432.50	0.00	13.29
				MUL	650.00	650.00	580.00	0.00	12.07
3732004. TILES PLAIN COLOURED 8 X 10"	SQ.MTR	KAR	492.50	492.50	470.00	0.00	4.79		
		LAH	555.00	555.00	550.00	0.00	0.91		
		RAW	590.00	590.00	527.50	0.00	11.85		
		MUL	700.00	700.00	700.00	0.00	0.00		
		KAR	552.50	552.50	455.00	0.00	21.43		
091. Cement									
3744001. CEMENT JAVEDAN (EX-FACTORY)	MT.	KAR	8460.00	8460.00	8460.00	0.00	0.00		
		3744002. CEMENT WHITE	MT.	LAH	18350.00	18350.00	17250.00	0.00	6.38
RAW	18100.00			18100.00	15850.00	0.00	14.20		
KAR	18500.00			18500.00	18375.00	0.00	0.68		
SKR	19125.00			19125.00	18750.00	0.00	2.00		
KAR	9158.00			9158.00	8460.00	0.00	8.25		
3744003. SULP. RESISTING CEMENT(JAVEDAN)	MT.	KAR	9158.00	9158.00	8460.00	0.00	8.25		
3744004. D.G. CEMENT (EX-FACTORY)	MT	LAH	9128.00	9088.00	7696.00	0.44	18.61		
3744005. LUCKY CEMENT (EX-FACTORY)	MT	KAR	9910.00	9910.00	8310.00	0.00	19.25		
3744006. FAUJI CEMENT(EX-FACTORY)	MT	RAW	8870.00	8840.00	8520.00	0.34	4.11		
092. Bed Foam									
3815001. BED FOAM	EACH	LAH	3300.00	3300.00	3100.00	0.00	6.45		
		RAW	4225.00	4225.00	3825.00	0.00	10.46		
		GUJ	3000.00	3000.00	2825.00	0.00	6.19		
		KAR	2600.00	2600.00	2600.00	0.00	0.00		
		QTA	3200.00	3200.00	3200.00	0.00	0.00		
3815002. BED FOAM COMMANDER 6.5" X 6" X5"	EACH	LAH	5200.00	5200.00	4900.00	0.00	6.12		
		FAS	6900.00	6900.00	6900.00	0.00	0.00		
		RAW	6225.00	6225.00	5750.00	0.00	8.26		
		GJT	7600.00	7600.00	6800.00	0.00	11.76		
		KAR	6000.00	6000.00	6000.00	0.00	0.00		
		HYD	5950.00	5950.00	5950.00	0.00	0.00		

Contd.

7.10 Intercity Wholesale Prices of Selected Commodities

Group/Commodity/Item Specification	Unit	City	Prices (Rs.)			% Change in Mar. 14	
					Over		
			Mar. 2014	Feb. 2014	Mar. 2013	Feb. 14	Mar. 13
3899801. MATCHES (70-75 STICKS) 10 BOXES	PACKET	LAH	9.60	9.60	9.80	0.00	-2.04
	RAW		9.40	9.40	9.40	0.00	0.00
	KAR		15.00	15.00	14.80	0.00	1.35
	SKR		15.00	15.00	11.00	0.00	36.36
	PSH		10.00	10.00	10.00	0.00	0.00
5. Metal Product, Machinery & Equipment							
094. Pig Iron							
4111101. PIG IRON	MT.	KAR	40000.00	40000.00	40000.00	0.00	0.00
095. Steel Bar & Sheets							
4126101. M.S. ROUND BAR 1/4"	MT.	LAH	74000.00	75000.00	70250.00	-1.33	5.34
	RAW		77500.00	77500.00	71250.00	0.00	8.77
	KAR		71500.00	71500.00	65000.00	0.00	10.00
	HYD		70800.00	70300.00	65800.00	0.71	7.60
	PSH		72000.00	72500.00	72000.00	-0.69	0.00
	QTA		72000.00	75000.00	69000.00	-4.00	4.35
4126102. M.S. ROUND BAR 3/8"	MT.	LAH	74000.00	75000.00	68750.00	-1.33	7.64
	RAW		77250.00	77250.00	70750.00	0.00	9.19
	KAR		69500.00	69500.00	64000.00	0.00	8.59
	HYD		70800.00	70300.00	65800.00	0.71	7.60
	PSH		74800.00	74000.00	72000.00	1.08	3.89
	QTA		76000.00	79000.00	75000.00	-3.80	1.33
4126103. M.S. ROUND BAR 1/2"	MT.	LAH	71500.00	72750.00	69000.00	-1.72	3.62
	RAW		76250.00	76250.00	69750.00	0.00	9.32
	KAR		69500.00	69500.00	64000.00	0.00	8.59
	HYD		70800.00	70300.00	65800.00	0.71	7.60
	PSH		72600.00	72600.00	71000.00	0.00	2.25
	QTA		75000.00	78000.00	74000.00	-3.85	1.35
4126104. M.S. ROUND BAR 1"	MT.	LAH	71500.00	72750.00	69250.00	-1.72	3.25
	RAW		76250.00	76250.00	69750.00	0.00	9.32
	KAR		73500.00	73500.00	67000.00	0.00	9.70
	PSH		75000.00	75000.00	75000.00	0.00	0.00
4126105. M.S. RIBBED BAR 1/2" TO 1"	MT.	LAH	72000.00	72000.00	69750.00	0.00	3.23
	RAW		77250.00	77250.00	70750.00	0.00	9.19
	KAR		73500.00	73500.00	68000.00	0.00	8.09
4126106. M.S. RIBBED BAR 3/8"	MT.	LAH	75000.00	75000.00	71750.00	0.00	4.53
	RAW		76250.00	76250.00	69750.00	0.00	9.32
	KAR		74200.00	74200.00	69000.00	0.00	7.54
4126107. G.P. SHEET CUTTING JAPAN 24-30 BG	MT.	LAH	115000.00	115000.00	112500.00	0.00	2.22
	RAW		92250.00	92250.00	88250.00	0.00	4.53
	KAR		89000.00	89000.00	88000.00	0.00	1.14
	PSH		110000.00	110000.00	115000.00	0.00	-4.35
4126108. G.S. SHEET 24 G. GALV.	MT.	LAH	125000.00	125000.00	120000.00	0.00	4.17
	RAW		92250.00	92250.00	88250.00	0.00	4.53
	KAR		90000.00	90000.00	89000.00	0.00	1.12
	PSH		112000.00	112000.00	120000.00	0.00	-6.67
096. Pipe Fittings							
4129201. TEE 1/2"	DOZ.	LAH	310.00	310.00	217.50	0.00	42.53
	RAW		337.50	337.50	267.50	0.00	26.17
	KAR		332.50	332.50	287.00	0.00	15.85
	QTA		180.00	180.00	180.00	0.00	0.00
4129202. TEE 3/4"	DOZ.	LAH	405.00	405.00	322.50	0.00	25.58
	RAW		462.50	462.50	377.50	0.00	22.52

Contd.

7.10 Intercity Wholesale Prices of Selected Commodities

Group/Commodity/Item Specification	Unit	City	Prices (Rs.)			% Change in Mar. '14	
						Over	
			Mar. 2014	Feb. 2014	Mar. 2013	Feb. 14	Mar. 13
		KAR	465.00	465.00	415.00	0.00	12.05
		QTA	320.00	320.00	320.00	0.00	0.00
4129203. SOCKET 1/2"	DOZ.	LAH	210.00	210.00	137.50	0.00	52.73
		RAW	287.50	287.50	227.50	0.00	26.37
		KAR	212.50	212.50	208.00	0.00	2.16
		QTA	120.00	120.00	120.00	0.00	0.00
4129204. SOCKET 3/4"	DOZ.	LAH	305.00	305.00	197.50	0.00	54.43
		RAW	362.50	362.50	282.50	0.00	28.32
		KAR	275.00	275.00	247.50	0.00	11.11
		QTA	165.00	165.00	165.00	0.00	0.00
4129205. UNION 1/2"	DOZ.	LAH	605.00	605.00	522.50	0.00	15.79
		RAW	662.50	662.50	525.00	0.00	26.19
		KAR	752.50	752.50	715.00	0.00	5.24
		QTA	360.00	360.00	360.00	0.00	0.00
4129206. UNION 3/4"	DOZ.	LAH	705.00	705.00	637.50	0.00	10.59
		RAW	737.50	737.50	632.50	0.00	16.60
		KAR	950.00	950.00	850.00	0.00	11.76
4129207. BAND 1/2"	DOZ.	LAH	410.00	410.00	337.50	0.00	21.48
		RAW	637.50	637.50	512.50	0.00	24.39
		KAR	545.00	545.00	485.00	0.00	12.37
		QTA	300.00	300.00	300.00	0.00	0.00
4129208. BAND 3/4"	DOZ.	LAH	510.00	510.00	442.50	0.00	15.25
		RAW	662.50	662.50	537.50	0.00	23.26
		KAR	640.00	640.00	610.00	0.00	4.92
		QTA	480.00	480.00	480.00	0.00	0.00
4129209. ELBOW GALV CHINA 1/2"	DOZ.	LAH	235.00	235.00	162.50	0.00	44.62
		RAW	362.50	362.50	272.50	0.00	33.03
		KAR	237.50	237.50	215.00	0.00	10.47
		QTA	165.00	165.00	165.00	0.00	0.00
4129210. ELBOW GALV CHINA 3/4"	DOZ.	LAH	305.00	305.00	222.50	0.00	37.08
		RAW	412.50	412.50	345.00	0.00	19.57
		KAR	347.50	347.50	315.00	0.00	10.32
		QTA	192.00	192.00	192.00	0.00	0.00
097. Steel Products							
4291201. STAINLESS STEEL DEGCHI MED. SIZE	EACH	LAH	500.00	500.00	445.00	0.00	12.36
		GJT	455.00	455.00	455.00	0.00	0.00
		KAR	442.50	442.50	430.00	0.00	2.91
4291202. STAINLESS STEEL TABLE SPOON SUP.	EACH	LAH	300.00	300.00	265.00	0.00	13.21
		GJT	175.00	175.00	175.00	0.00	0.00
		KAR	260.00	260.00	260.00	0.00	0.00
4291203. STAINLESS STEEL PLATE LIGHT	DOZ.	LAH	700.00	700.00	605.00	0.00	15.70
		GJT	500.00	500.00	500.00	0.00	0.00
		KAR	780.00	780.00	730.00	0.00	6.85
4291204. PRESSURE COOKER 4 LTR.	EACH	LAH	1300.00	1300.00	1125.00	0.00	15.56
		GUJ	1000.00	950.00	950.00	5.26	5.26
		SKT	850.00	850.00	850.00	0.00	0.00
		KAR	1012.50	1012.50	825.00	0.00	22.73
4291401. NEW TREET BLADE ORDINARY	1000	RAW	2375.00	2375.00	2312.50	0.00	2.70
		KAR	2900.00	2900.00	2800.00	0.00	3.57
4291402. TREET SAFETY RAZOR	DOZ.	LAH	1550.00	1550.00	1550.00	0.00	0.00
		KAR	1185.00	1185.00	1160.00	0.00	2.16

Contd.

7.10 Intercity Wholesale Prices of Selected Commodities

Group/Commodity/Item Specification	Unit	City	Prices (Rs.)			% Change in Mar. 14 Over	
			Mar. 2014	Feb. 2014	Mar. 2013	Feb. 14	Mar. 13
			4291403. GILLET SAFETY RAZOR	DOZ.	LAH	342.00	342.00
	RAW		391.00	391.00	391.00	0.00	0.00
	KAR		280.00	280.00	350.00	0.00	-20.00
098. Engines & Motors							
4321901. HOLLOW S.MOTOR 326 UP-4.40 HP 46	EACH	LAH	144500.00	144500.00	144500.00	0.00	0.00
099. Vacuum Pumps							
4323001. MULTISTAGE C.PUMPS(PCM 80-3 15 H)	EACH	LAH	77500.00	77500.00	77500.00	0.00	0.00
4323002. MULTISTAGE C.PUMPS PCM 80-5 25 H)	EACH	LAH	109000.00	109000.00	109000.00	0.00	0.00
100. Air Conditioners							
4391201. PEL AIR CONDITONER 1.5 TON	EACH	LAH	27500.00	27500.00	27500.00	0.00	0.00
	RAW		36250.00	36250.00	36250.00	0.00	0.00
	KAR		42000.00	42000.00	40000.00	0.00	5.00
4391202. WAVES AIR CONDITIONER 1.5 TON.	EACH	LAH	30500.00	30500.00	30500.00	0.00	0.00
	RAW		37750.00	37750.00	37750.00	0.00	0.00
	GJT		35000.00	35000.00	35000.00	0.00	0.00
	KAR		41000.00	41000.00	38000.00	0.00	7.89
	HYD		40000.00	40000.00	33000.00	0.00	21.21
	QTA		39200.00	39200.00	30000.00	0.00	30.67
101. Cultivators							
4411201. CULTIVATOR (ORDINARY) 9 TIMES	EACH	GUJ	45000.00	45000.00	38000.00	0.00	18.42
4411202. CULTIVATOR (SPECIAL) 11 TIMES	EACH	GUJ	60000.00	60000.00	49000.00	0.00	22.45
102. Chuff Cutter							
4412301. CHUFF CUTTER	EACH	FAS	7000.00	6800.00	6800.00	2.94	2.94
103. Tractors							
4414101. TRACTOR MF-240	EACH	LAH	680000.00	680000.00	565950.00	0.00	20.15
4414102. TRACTOR MF-385	EACH	LAH	1100000.00	1100000.00	934322.00	0.00	17.73
104. Lathe Machines							
4421301. LATHE MACHINE 3' (PAK MADINA)	EACH	LAH	72500.00	72500.00	49000.00	0.00	47.96
4421302. LATHE MACHINE 4.5' (PAK MADINA)	EACH	LAH	100000.00	100000.00	69000.00	0.00	44.93
4421303. LATHE MACHINE 6.5' (PAK MADINA)	EACH	LAH	119000.00	119000.00	89500.00	0.00	32.96
4421304. LATHE MACHINE 10' (PAK MADINA)	EACH	LAH	222500.00	222500.00	182500.00	0.00	21.92
105. Concrete Mixture							
4444001. CONC.MIXER 7 NTR. 12HP. STAR.ENG	EACH	LAH	140000.00	140000.00	140000.00	0.00	0.00
4444002. CONC.MIXER 17 NTR. 24HP. STAR.ENG	EACH	LAH	210000.00	210000.00	210000.00	0.00	0.00
106. Fridge,WashM,SewM,Fans,Iron							
4481101. DAWLANCE 10 CFT. DOUBLE DOOR	EACH	LAH	24500.00	24500.00	22500.00	0.00	8.89
	RAW		23750.00	23750.00	23250.00	0.00	2.15
	KAR		25200.00	25200.00	23600.00	0.00	6.78
4481201. WASHING MACHINE NAT. PAK S.F.	EACH	LAH	5000.00	5000.00	4250.00	0.00	17.65
	GUJ		5550.00	5550.00	5250.00	0.00	5.71
	KAR		5000.00	5000.00	4800.00	0.00	4.17
	QTA		5500.00	5500.00	5500.00	0.00	0.00
4481202. WASHING MACHINE SINGER S.F.	EACH	LAH	9500.00	9500.00	7460.00	0.00	27.35
	RAW		9100.00	9100.00	8650.00	0.00	5.20
	KAR		10600.00	10600.00	7600.00	0.00	39.47
4481203. WASHING MACHINE DAWLANCE	EACH	LAH	9000.00	9000.00	7400.00	0.00	21.62
	FAS		8700.00	8700.00	8500.00	0.00	2.35
	GUJ		8000.00	8000.00	7800.00	0.00	2.56
	GJT		7800.00	7800.00	7800.00	0.00	0.00
	KAR		5400.00	5400.00	5200.00	0.00	3.85
	HYD		9000.00	9000.00	8000.00	0.00	12.50

Contd.

7.10 Intercity Wholesale Prices of Selected Commodities

Group/Commodity/Item Specification	Unit	City	Prices (Rs.)			% Change in Mar. 14	
						Over	
			Mar. 2014	Feb. 2014	Mar. 2013	Feb. 14	Mar. 13
4481204. WASHING MACHINE SUPER ASIA	EACH	LAH	7500.00	7500.00	5800.00	0.00	29.31
		FAS	8500.00	8200.00	7800.00	3.66	8.97
		KAR	5000.00	5000.00	4700.00	0.00	6.38
		HYD	6500.00	6500.00	5200.00	0.00	25.00
4481401. SEWING MACHINE SINGER B.B. H.O	EACH	LAH	5641.00	5641.00	5300.00	0.00	6.43
		KAR	5440.00	5440.00	5375.00	0.00	1.21
4481402. SINGER ZIG ZAG MACHINE	EACH	LAH	13200.00	13200.00	12282.00	0.00	7.47
		KAR	11900.00	11900.00	9350.00	0.00	27.27
4481403. SEWING MACHINE SALIKA	EACH	LAH	4500.00	4500.00	3950.00	0.00	13.92
		KAR	5600.00	5600.00	4800.00	0.00	16.67
4481501. CEILING FAN MILLAT 48"	EACH	LAH	2300.00	2300.00	2050.00	0.00	12.20
		KAR	2400.00	2400.00	2400.00	0.00	0.00
4481502. CEILING FAN PAK 48"	EACH	LAH	2200.00	2200.00	1950.00	0.00	12.82
		GUJ	2400.00	2400.00	2000.00	0.00	20.00
		KAR	2400.00	2400.00	2400.00	0.00	0.00
		LAH	2000.00	2000.00	1800.00	0.00	11.11
4481503. CEILING FAN NATIONAL 56"	EACH	GUJ	2150.00	2150.00	1975.00	0.00	8.86
		GJT	2300.00	2300.00	2300.00	0.00	0.00
		KAR	2300.00	2300.00	2300.00	0.00	0.00
		HYD	2000.00	2000.00	2000.00	0.00	0.00
4481504. CEILING FAN YOUNIS 56"	EACH	LAH	2300.00	2300.00	1900.00	0.00	21.05
		FAS	2350.00	2250.00	2250.00	4.44	4.44
		GUJ	2350.00	2350.00	2300.00	0.00	2.17
		KAR	2400.00	2400.00	2400.00	0.00	0.00
		PSH	2550.00	2550.00	2300.00	0.00	10.87
4481505. PADESTAL FAN MILLAT 20"	EACH	KAR	3200.00	3200.00	3100.00	0.00	3.23
		LAH	2900.00	2900.00	2800.00	0.00	3.57
4481506. PADESTAL FAN PAK 20"	EACH	GJT	3400.00	3400.00	3100.00	0.00	9.68
		KAR	3200.00	3200.00	3100.00	0.00	3.23
		PSH	3550.00	3550.00	3300.00	0.00	7.58
		LAH	1500.00	1500.00	1400.00	0.00	7.14
4481507. EXHAUST FAN CLIMAX 12"	EACH	GUJ	1700.00	1700.00	1500.00	0.00	13.33
		KAR	1600.00	1600.00	1500.00	0.00	6.67
4481508. EXHAUST FAN MILLAT 12"	EACH	KAR	1600.00	1600.00	1500.00	0.00	6.67
		LAH	1400.00	1400.00	1350.00	0.00	3.70
4481509. EXHAUST FAN PAK. NATIONAL 12"	EACH	GUJ	1900.00	1900.00	1800.00	0.00	5.56
		GJT	1800.00	1800.00	1800.00	0.00	0.00
		KAR	1600.00	1600.00	1500.00	0.00	6.67
		LAH	350.00	350.00	322.50	0.00	8.53
4481601. IRON NATIONAL PAK AUTOMATIC	EACH	GUJ	850.00	850.00	600.00	0.00	41.67
		KAR	525.00	525.00	450.00	0.00	16.67
		PSH	800.00	800.00	450.00	0.00	77.78
4481602. IRON PHILIPS HD 1120/R	EACH	LAH	1250.00	1250.00	1250.00	0.00	0.00
		GUJ	2100.00	2100.00	1775.00	0.00	18.31
		KAR	850.00	850.00	800.00	0.00	6.25
107. Electric Wires							
4634001. FLEXIBLE WIRE 2999-14 0076	90 MTR.	LAH	462.50	462.50	462.50	0.00	0.00
		MUL	900.00	900.00	750.00	0.00	20.00
		KAR	890.00	890.00	840.00	0.00	5.95
		PSH	750.00	750.00	500.00	0.00	50.00
		QTA	505.00	505.00	505.00	0.00	0.00

Contd.

7.10 Intercity Wholesale Prices of Selected Commodities

Group/Commodity/Item Specification	Unit	City	Prices (Rs.)			% Change in Mar. '14	
						Over	
			Mar. 2014	Feb. 2014	Mar. 2013	Feb. 14	Mar. 13
4634002. PVC WIRE SINGLE CORE	90 MTR.	LAH	762.50	762.50	762.50	0.00	0.00
		MUL	1400.00	1400.00	1250.00	0.00	12.00
		KAR	890.00	890.00	825.00	0.00	7.88
		PSH	850.00	850.00	700.00	0.00	21.43
		QTA	600.00	600.00	600.00	0.00	0.00
108. Lighting Equipments							
4653101. PHILIPS TL LAMP 40 W.	EACH	GUJ	96.00	96.00	83.00	0.00	15.66
		GJT	96.00	96.00	83.00	0.00	15.66
		KAR	85.00	85.00	80.00	0.00	6.25
		PSH	97.50	97.50	75.00	0.00	30.00
		QTA	90.00	90.00	90.00	0.00	0.00
4653102. PHILIPS ELECTRIC BULB 100W(GLS)	100 BUL	LAH	1750.00	1750.00	1750.00	0.00	0.00
		RAW	2525.00	2525.00	2350.00	0.00	7.45
		KAR	2100.00	2100.00	2100.00	0.00	0.00
		PSH	2900.00	2400.00	2200.00	20.83	31.82
4653103. PHILIPS ENERGY SAVER 14 W (GLS)	EACH	LAH	110.00	110.00	110.00	0.00	0.00
		RAW	139.00	139.00	134.00	0.00	3.73
		KAR	142.50	142.50	122.50	0.00	16.33
		PSH	170.00	170.00	160.00	0.00	6.25
		QTA	172.00	172.00	173.00	0.00	-0.58
109. Radio & Television							
4731201. RADIO 3-5 BAND (CHINA BRAND)	EACH	LAH	175.00	175.00	175.00	0.00	0.00
		RAW	287.50	287.50	287.50	0.00	0.00
		KAR	325.00	325.00	325.00	0.00	0.00
4731301. PHILIPS COLOUR TV. 14"	EACH	LAH	8150.00	8150.00	8150.00	0.00	0.00
		RAW	8250.00	8250.00	8250.00	0.00	0.00
		KAR	8400.00	8400.00	8400.00	0.00	0.00
4731302. L.G.COLOUR TV. 14"	EACH	LAH	8100.00	8100.00	8100.00	0.00	0.00
		RAW	7900.00	7900.00	7900.00	0.00	0.00
		KAR	8150.00	8150.00	8150.00	0.00	0.00
4731303. SONY COLOUR TV 14"	EACH	LAH	13000.00	13000.00	13000.00	0.00	0.00
		RAW	10250.00	10250.00	10250.00	0.00	0.00
		KAR	8000.00	8000.00	8000.00	0.00	0.00
4731304. PANASONIC COLOUR TV 14"	EACH	RAW	9250.00	9250.00	9250.00	0.00	0.00
		KAR	7750.00	7750.00	7750.00	0.00	0.00
4731305. PHILIPS COLOUR TV. 20"	EACH	LAH	11000.00	11000.00	11000.00	0.00	0.00
		RAW	13900.00	13900.00	13900.00	0.00	0.00
		KAR	12750.00	12750.00	12750.00	0.00	0.00
4731306. L.G.COLOUR TV. 20"	EACH	LAH	13400.00	13400.00	13400.00	0.00	0.00
		RAW	12250.00	12250.00	12250.00	0.00	0.00
		KAR	13000.00	13000.00	13000.00	0.00	0.00
4731307. L.G. COLOUR TV. 21"	EACH	LAH	14700.00	14700.00	14700.00	0.00	0.00
		RAW	12250.00	12250.00	12250.00	0.00	0.00
		KAR	16100.00	16100.00	16100.00	0.00	0.00
4731308. SONY COLOUR TV 20"	EACH	LAH	18800.00	18800.00	18800.00	0.00	0.00
		RAW	17100.00	17100.00	17100.00	0.00	0.00
		KAR	17200.00	17200.00	17200.00	0.00	0.00
110. Motor Vehicles							
4911301. CAR SUZUKI MEHRAN 800CC SB308R VX	EACH	KAR	620000.00	610000.00	575000.00	1.64	7.83
4911302. SUZUKI CULTUS 1000CC SF410 VXR M PE	EACH	KAR	1049000.00	1029000.00	985000.00	1.94	6.50
4911303. SUZUKI RAVI 800 CC PICKUP(ST 308R)	EACH	KAR	647000.00	637000.00	602000.00	1.57	7.48
4911304. CAR TOYOTA 1300 CC XLI	EACH	KAR	1589000.00	1589000.00	1534000.00	0.00	3.59

Contd.

7.10 Intercity Wholesale Prices of Selected Commodities

Group/Commodity/Item Specification	Unit	City	Prices (Rs.)			% Change in Mar.-14 Over	
			Mar. 2014	Feb. 2014	Mar. 2013	Feb. 14	Mar. 13
			4911305. CAR HONDA CIVIC 1800CC(IVTEC MANU/	EACH	LAH	2051000.00	2051000.00
4911306. ISUZU BUS CHASIS MT 112 K	EACH	KAR	3325000.00	3325000.00	3325000.00	0.00	0.00
4911401. ISUZU TRUCK CHASIS FTR 12 K	EACH	KAR	3850000.00	3850000.00	3850000.00	0.00	0.00
111. Motorcycles							
4991201. MOTOR CYCLE YB-100ROYAL YAMAHA	EACH	KAR	75375.00	75375.00	74600.00	0.00	1.04
4991202. MOTOR CYCLE CD-70 HONDA	EACH	KAR	66350.00	65970.00	65900.00	0.58	0.68
4991203. MOTOR CYCLE PAK HERO 70 CC.	EACH	LAH	42000.00	42000.00	41500.00	0.00	1.20
		MUL	42000.00	42000.00	0.00	0.00	-----
		KAR	42500.00	42500.00	42500.00	0.00	0.00
4991204. MOTOR CYCLE SUPER ASIA 70 CC.	EACH	LAH	42500.00	42500.00	42500.00	0.00	0.00
		MUL	45000.00	43000.00	41500.00	4.65	8.43
		KAR	42500.00	42500.00	42500.00	0.00	0.00
		HYD	42000.00	42000.00	42000.00	0.00	0.00
4991205. MOTOR CYCLE SUZUKI STD 110CC.	EACH	KAR	71300.00	71300.00	71300.00	0.00	0.00
112. Bicycles							
4992101. BICYCLE PECO FOR GENTS POPULAR	EACH	LAH	5000.00	5000.00	5000.00	0.00	0.00
4992102. BICYCLE PECO FOR BMX SHAHEEN	EACH	LAH	3500.00	3500.00	3500.00	0.00	0.00
4992103. BICYCLE SOHRAB SUPER	EACH	LAH	5950.00	5950.00	5850.00	0.00	1.71
		KAR	6450.00	6450.00	5200.00	0.00	24.04
4992104. BICYCLE SOHRAB VIP STUDENT	EACH	LAH	5900.00	5900.00	5800.00	0.00	1.72
		KAR	5700.00	5700.00	5300.00	0.00	7.55

7.11 Intercity Consumer Prices February, 2014

Description	Unit	Rawal-pindi	Islama-bad	Attock	Jhelum	Lahore	Sahiwal	Gujran-wala	Wazira-bad	Sialkot	Faisal-abad
WHEAT	10 KG.	402.50	402.50	397.50	403.75	411.25	375.00	395.00	412.50	400.00	380.00
WHEAT FLOUR FINE/SUPERIOR.	KG.	56.83	59.25	48.00	48.00	48.00	46.00	45.00	50.00	50.00	49.00
WHEAT FLOUR AVG. Q.LTY	KG.	40.02	40.38	39.88	41.51	41.64	40.00	39.75	44.00	40.00	41.00
WHEAT FLOUR BAG	10 KG.	400.21	403.75	398.75	415.13	397.00	400.00	397.50	400.00	400.00	392.50
MAIDA	KG.	56.83	59.25	55.00	60.00	56.43	50.00	60.00	60.00	60.00	51.75
SUJI	KG.	56.83	59.25	55.00	60.00	57.50	50.00	60.00	60.00	60.00	52.50
BESAN AV. Q.LTY.	KG.	80.00	90.00	80.00	70.00	78.57	66.00	71.00	70.00	70.00	74.25
RICE BASMATI SUP. Q.LTY.	KG.	151.67	158.75	155.00	145.00	141.43	140.00	127.50	125.00	126.25	130.00
RICE BASMATI 385/386	KG.	136.25	145.00	125.00	95.00	112.50	85.00	52.50	65.00	105.00	92.50
RICE BASMATI BROKEN AV.Q.LTY	KG.	80.83	86.25	87.50	80.00	76.79	80.00	67.50	65.00	75.00	83.75
RICE IRR1-6 (SINDHI/PUNJAB)	KG.	60.83	62.50	50.00	60.00	63.07	50.00	52.50	52.50	52.50	65.00
VERMICELLI	KG.	87.50	92.50	82.50	80.00	97.50	60.00	72.00	80.00	70.00	83.75
BREAD PLAIN MEDIUM SIZE	EACH	40.00	40.00	40.00	37.50	40.00	40.00	40.00	40.00	40.00	40.00
RUSK (PAPAY)	KG.	238.33	253.75	160.00	230.00	192.50	200.00	160.00	160.00	140.00	195.00
BISCUITS-PACKED	PKT	35.00	35.00	35.00	35.00	35.00	35.00	35.00	35.00	35.00	35.00
BISCUIT-BAKERY (LOOSE)	250 GM	98.75	102.50	72.50	95.00	81.79	100.00	110.00	100.00	50.00	73.75
CORNFLAKS FAUJI 225 GM.	PKT	166.50	166.50	166.50	166.50	166.50	166.50	166.50	166.50	166.50	166.50
SAMOSAS (VEGATABLE)	EACH	11.17	13.88	11.00	12.50	15.18	10.00	15.00	10.00	15.00	18.00
PASTRY AV.Q.LTY.	EACH	28.33	32.19	32.50	30.00	30.00	30.00	35.00	30.00	15.00	23.75
PATTIES (VEGATABLES)	EACH	25.42	27.00	21.00	25.00	30.00	25.00	20.00	15.00	15.00	23.75
NIMCO	250 GM	80.00	79.38	57.50	65.00	65.00	90.00	35.00	29.00	40.00	67.50
CHIPS	250 GM	80.00	79.38	62.50	67.50	77.32	70.00	65.00	62.50	60.00	66.25
BEEF WITH BONE AV.Q.LTY.	KG	286.67	295.00	230.00	290.00	318.93	250.00	280.00	280.00	280.00	275.00
MUTTON AV.Q.LTY.	KG	608.33	611.25	575.00	575.00	639.29	500.00	550.00	550.00	600.00	600.00
CHICKEN FARM BROILER (LIVE)	KG	140.04	152.19	142.00	150.00	127.36	140.00	134.00	128.00	142.00	147.50
FISH-RAHU MEDIUM SIZE	KG	270.00	286.25	290.00	255.00	300.00	250.00	300.00	280.00	280.00	262.50
MILK FRESH (UNBOILED)	LTR.	76.25	84.38	72.50	65.00	60.54	60.00	70.00	65.00	60.00	62.50
CURD	KG.	84.17	98.13	77.50	67.50	70.00	70.00	80.00	75.00	70.00	70.00
MILK TETRA PACK 1/2 LTR.	PKT.	50.00	50.00	50.00	50.00	50.00	50.00	50.00	50.00	50.00	50.00
LACTOGEN 400 GRAMS	PKT.	375.00	375.00	375.00	375.00	375.00	375.00	370.00	370.00	375.00	375.00
POWDER MILK NIDO 400GM.	PKT	325.00	325.00	325.00	325.00	325.00	325.00	325.00	325.00	325.00	325.00
MILK POWDER LOOSE/PACKED	KG.	499.17	508.75	490.00	500.00	428.93	450.00	480.00	480.00	420.00	460.00
BUTTER LOCAL PACKED	50 GM.	25.00	25.00	25.00	35.00	32.00	25.00	30.00	30.00	25.00	32.00
EGGS FARM	DOZ	94.33	100.75	96.00	100.00	94.29	100.00	96.00	96.00	96.00	94.75
MUSTARD OIL AV.Q.LTY.	KG.	232.50	240.00	245.00	210.00	178.21	170.00	165.00	170.00	160.00	185.00
COOKING OIL (DALDA)	2.5LTR	540.00	540.00	530.00	540.00	535.00	530.00	545.00	515.00	545.00	535.00
COOKING OIL (PAKWAN) OTHER BRAND SPECIFY	2.5 LTR	443.33	452.50	445.00	450.00	545.00	530.00	530.00	530.00	505.00	525.00
VEGETABLE GHEE TIN	2.5KG.	510.00	510.00	510.00	510.00	505.00	505.00	505.00	505.00	505.00	505.00
VEGETABLE GHEE (LOOSE)	KG.	162.50	166.88	154.00	170.00	159.57	200.00	152.00	155.00	150.00	153.50
DATES AV.Q.LTY.	KG.	205.00	228.75	210.00	205.00	211.79	200.00	152.50	160.00	190.00	200.00
PISTACHIO AV.Q.LTY.	50 GM.	138.33	145.00	162.50	145.00	107.86	120.00	120.00	130.00	82.50	77.50
ALMONDS WHOLE AV.Q.LTY.	KG.	510.42	520.00	440.00	490.00	575.00	550.00	275.00	300.00	355.00	425.00
COCONUT DRY AV.Q.LTY.	KG.	263.33	285.00	265.00	270.00	222.50	225.00	240.00	240.00	200.00	220.00
RAISINS AV.Q.LTY.	50 GM.	21.00	23.25	21.00	22.50	30.43	20.00	17.50	16.50	20.00	21.25
GROUNDNUTS (WITH SHELL)	KG.	189.17	201.25	170.00	210.00	265.00	250.00	180.00	180.00	190.00	200.00
MALTA/MOSAMBI	DOZ	97.50	123.75	110.00	100.00	110.00	60.00	70.00	70.00	90.00	90.00
KINNU	DOZ	87.50	105.00	100.00	55.00	99.64	50.00	52.50	60.00	80.00	75.00
APPLE	KG	92.50	122.50	110.00	95.00	131.43	60.00	100.00	100.00	65.00	110.00
ALOO BUKHARA	KG	0.00	0.00	0.00	0.00	0.00	0.00	0.00	0.00	0.00	0.00
POMEGRANATE (ANNAR)	KG	0.00	0.00	0.00	0.00	0.00	0.00	0.00	0.00	0.00	0.00
GRAPES	KG	0.00	0.00	0.00	0.00	0.00	0.00	0.00	0.00	0.00	0.00
BANANAS	DOZ	70.00	100.00	80.00	60.00	76.07	50.00	57.50	55.00	75.00	46.25
MANGO KALMI	KG	0.00	0.00	0.00	0.00	0.00	0.00	0.00	0.00	0.00	0.00
GUAVA	KG	95.00	112.50	60.00	60.00	66.43	40.00	55.00	60.00	80.00	70.00

Contd.

7.11 Intercity Consumer Prices February, 2014

Description	Unit	Rawal-pindi	Islama-bad	Attock	Jhelum	Lahore	Sahiwal	Gujran-wala	Wazira-bad	Sialkot	Faisal-abad
WATERMELON (TURBOOZ)	KG	0.00	0.00	0.00	0.00	0.00	0.00	0.00	0.00	0.00	0.00
MUSKMELON (KHARBOOZA)	KG	0.00	0.00	0.00	0.00	0.00	0.00	0.00	0.00	0.00	0.00
SWEETMELON (GARMA)	KG	0.00	0.00	0.00	0.00	0.00	0.00	0.00	0.00	0.00	0.00
PULSE MASOOR (WHOLE)	KG.	126.25	138.13	117.50	105.00	142.14	110.00	105.00	100.00	110.00	125.00
PULSE MASOOR (WASHED)	KG.	130.67	141.25	117.50	117.50	151.96	135.00	140.00	140.00	120.00	137.50
PULSE MOONG (WASHED)	KG.	142.50	155.00	142.50	142.50	156.43	130.00	135.00	130.00	140.00	136.25
PULSE MASH (WASHED)	KG.	136.04	150.00	132.50	162.50	143.57	135.00	150.00	140.00	150.00	145.00
PULSE GRAM	KG.	75.83	88.75	72.00	70.00	70.71	60.00	67.50	70.00	72.50	67.00
GRAM WHOLE BLACK AV.QLTY.	KG.	79.58	88.75	65.00	70.00	65.71	65.00	65.00	70.00	68.00	66.25
GRAM WHOLE YELLOW AV.QLTY	KG.	113.75	123.75	102.50	100.00	75.00	120.00	97.50	100.00	115.00	83.75
BEANS (LAL LOBIA)	KG.	164.58	172.50	170.00	155.00	196.43	180.00	140.00	150.00	140.00	155.00
POTATOES	KG	32.08	36.25	30.00	30.00	31.07	25.00	25.00	30.00	25.00	25.00
ONION	KG	41.25	43.75	35.00	37.50	39.46	30.00	32.50	30.00	40.00	28.75
TURNIP	KG	30.42	34.38	27.50	19.00	19.64	20.00	20.00	20.00	20.00	18.75
RADISH	KG	25.00	30.63	20.00	17.50	19.21	15.00	20.00	20.00	25.00	20.00
TOMATOES	KG	36.67	46.25	40.00	37.50	40.71	45.00	40.00	40.00	40.00	41.25
CABBAGE	KG	37.08	41.25	32.50	27.50	32.14	25.00	20.00	20.00	30.00	22.50
CAULIFLOWER	KG	28.75	40.63	15.00	27.50	23.93	20.00	20.00	20.00	22.50	20.00
BRINJAL	KG	0.00	0.00	0.00	0.00	0.00	0.00	0.00	0.00	0.00	0.00
PUMPKIN	KG	0.00	0.00	0.00	0.00	0.00	0.00	0.00	0.00	0.00	0.00
BOTTLEGOURD	KG	0.00	0.00	0.00	0.00	0.00	0.00	0.00	0.00	0.00	0.00
LADY FINGER	KG	0.00	0.00	0.00	0.00	0.00	0.00	0.00	0.00	0.00	0.00
PEAS	KG	73.33	82.50	70.00	55.00	54.29	55.00	50.00	50.00	80.00	52.50
SPINACH	KG	24.17	27.50	22.50	12.50	23.39	17.50	15.00	20.00	20.00	13.75
TINDA	KG	0.00	0.00	0.00	0.00	0.00	0.00	0.00	0.00	0.00	0.00
TURAI	KG	0.00	0.00	0.00	0.00	0.00	0.00	0.00	0.00	0.00	0.00
KARAILA	KG	0.00	0.00	0.00	0.00	0.00	0.00	0.00	0.00	0.00	0.00
ARVI	KG	0.00	0.00	0.00	0.00	0.00	0.00	0.00	0.00	0.00	0.00
CHILLIES GREEN	KG	90.00	101.25	100.00	85.00	120.71	75.00	80.00	80.00	50.00	92.50
CARROT	KG	27.08	35.00	20.00	22.50	22.14	15.00	20.00	20.00	30.00	20.00
COCUMBER (KHEERA)	KG	62.50	81.25	55.00	55.00	63.57	60.00	60.00	60.00	50.00	52.50
LEMON	250GM	24.58	27.50	19.00	17.50	20.07	20.00	10.00	10.00	15.00	10.50
SUGAR REFINED	KG.	52.25	56.44	52.00	52.50	51.50	50.00	50.00	50.00	50.00	50.75
GUR AV.QLTY	KG.	90.83	105.00	92.50	95.00	81.43	70.00	72.50	90.00	80.00	76.25
HONEY LANGANESE 500 GM.	BOTTLE	820.00	834.38	805.00	810.00	830.00	680.00	780.00	780.00	650.00	725.00
MILO 200 GM.	BOTTLE	166.50	166.50	166.50	166.50	190.00	200.00	173.33	173.33	180.00	200.00
CUSTARD POWDER RAFHAN 300 GM.	PKT	70.00	70.00	70.00	75.00	75.00	70.00	75.00	75.00	72.50	70.00
TOFFEE (HILAL)	EACH	1.00	1.00	1.00	1.00	1.00	2.00	1.00	1.00	1.00	2.00
CHOWKELATE CANDY (SMALL SIZE)	EACH	5.00	5.00	5.00	5.00	5.00	5.00	5.00	5.00	5.00	5.00
SWEETMEAT (MIXED)	KG	333.75	351.25	270.00	330.00	261.43	330.00	340.00	250.00	250.00	250.00
ICE CREAM WALLS	CUP.	40.00	40.00	40.00	40.00	40.00	40.00	40.00	40.00	40.00	40.00
ICE	KG	17.50	17.50	13.50	17.50	10.00	10.00	10.00	10.00	10.00	6.50
JAM AHMED/MITCHELLES	BOTTLE	130.00	130.00	130.00	130.00	135.00	130.00	120.00	120.00	115.00	130.00
SQUASH-MITCHELLES	BOTTLE	150.00	150.00	150.00	150.00	150.00	150.00	140.00	140.00	135.00	150.00
ROOH AFZA	BOTTLE	135.00	135.00	135.00	135.00	130.00	135.00	130.00	130.00	140.00	145.00
JAM-E-SHIREEN	BOTTLE	145.00	145.00	145.00	145.00	145.00	145.00	145.00	145.00	145.00	145.00
SAUNF	50 GM	19.00	19.00	15.50	17.50	20.00	15.00	15.00	15.00	17.50	15.75
CINAMON LOOSE AV. QLTY	50 GM.	18.92	18.88	19.00	27.50	20.14	20.00	13.00	16.00	20.00	22.50
CUMINSEED WHITE NATIONAL	50 GM.	52.00	52.00	52.00	52.00	50.00	50.00	50.00	50.00	50.00	52.00
PEPPER BLACK NATIONAL	50 GM.	96.00	96.00	96.00	96.00	96.00	80.00	80.00	80.00	80.00	96.00
CLOVES LOOSE AV.QLTY	50 GM.	94.58	97.50	117.50	95.00	108.04	120.00	100.00	100.00	95.00	98.25
CARDAMOM LARGE LOOSE AV.QLTY	50 GM.	120.00	121.25	122.50	122.50	135.18	140.00	130.00	130.00	105.00	102.50
CARDAMOM SMALL AV.QLTY	50 GM.	114.17	127.50	102.50	105.00	100.36	140.00	100.00	100.00	95.00	77.50
SALT-POWDERED (LAHORI) LOOSE	KG.	9.75	10.00	7.50	10.00	10.00	8.00	9.00	7.00	9.00	8.50

Contd.

7.11 Intercity Consumer Prices February, 2014

Description	Unit	Rawal-pindi	Islama-bad	Attock	Jhelum	Lahore	Sahiwal	Gujran-wala	Wazira-bad	Sialkot	Faisal-abad
SALT POWDERED (NATIONAL/SHAN)	PKT	20.00	20.00	20.00	20.00	20.00	20.00	20.00	20.00	20.00	20.00
CHILLIES POWD.NATIONAL 200GM	PKT	105.00	105.00	105.00	105.00	105.00	105.00	105.00	105.00	105.00	105.00
CHILLIES POWDER LOOS	KG.	233.33	248.75	210.00	210.00	191.43	200.00	210.00	200.00	225.00	210.00
CORRIANDER SEED POWD.NATIONAL	PKT	78.00	78.00	78.00	78.00	78.00	78.00	78.00	78.00	78.00	78.00
CORRIANDER SEED (LOOSE)	KG.	194.17	204.38	250.00	230.00	295.36	200.00	240.00	260.00	200.00	188.75
TURMERIC POWD.NATIONAL 50GM	PKT.	35.00	35.00	35.00	35.00	35.00	35.00	35.00	35.00	35.00	35.00
CURRY POWD. NATIONAL 200 GM	PKT.	87.00	87.00	87.00	87.00	86.00	86.00	86.00	86.00	86.00	86.00
TOMATO KETCHUP AHMED/MITCHL	BOTTLE	80.00	80.00	80.00	85.00	75.00	75.00	80.00	80.00	75.00	85.00
PICKLES AHMED/MITCHELLES	BOTTLE	105.00	105.00	105.00	100.00	95.00	95.00	90.00	90.00	90.00	100.00
VINEGAR SYNTHETIC (SIRKA)	BOTTLE	80.00	80.00	75.00	75.00	70.00	80.00	70.00	70.00	70.00	95.00
GARLIC	KG	148.33	162.50	125.00	115.00	142.86	160.00	152.50	110.00	125.00	110.00
GINGER	KG	260.83	271.25	210.00	235.00	247.86	180.00	200.00	200.00	180.00	210.00
TAPAL DANEDAR TEA 200GM PACKET	PKT	131.58	131.58	131.58	131.58	152.63	131.58	152.63	152.63	152.63	152.63
TEA LIPTON YELLOW LABEL 200GM.	PKT.	147.37	147.37	147.37	147.37	147.37	147.37	147.37	147.37	147.37	147.37
TEA LOOSE KENYA AV.QLTY 250GM.	PKT.	132.08	132.50	157.50	145.00	125.00	150.00	160.00	125.00	130.00	149.00
COFFEE-NESCAFE 75 GM. **	BOTTLE	325.00	325.00	325.00	332.50	300.00	330.00	280.00	280.00	275.00	320.00
COLD DRINK (STANDARD SIZ)	BOTTLE	25.00	25.00	20.00	25.00	20.00	20.00	20.00	20.00	20.00	19.50
FRUIT JUICE TETRA PACK	PKT.	15.00	15.00	15.00	15.00	15.00	15.00	15.00	15.00	15.00	15.00
MINERAL WATER NESTLE 1.5 LTR	BOTTLE	45.00	45.00	45.00	45.00	45.00	45.00	45.00	45.00	45.00	45.00
CIGARETTES K-2 10'S **	PKT	39.00	39.00	40.00	39.00	40.00	38.00	40.00	40.00	40.00	40.00
CIGARETTES CAPSTAN 10'S **	PKT	40.00	40.00	40.00	40.00	40.00	40.00	40.00	40.00	40.00	40.00
CIGARETTES GOLD LEAF 20'S	PKT	90.00	90.00	90.00	90.00	90.00	90.00	90.00	90.00	90.00	90.00
CIGARETTES MORVEN GOLD 20'S	PKT	40.00	40.00	40.00	40.00	40.00	40.00	40.00	40.00	40.00	40.00
BETEL LEAVES	50GM.	73.33	75.63	77.50	50.00	68.93	60.00	50.00	50.00	60.00	52.50
BETEL NUTS	KG.	425.00	455.00	410.00	245.00	322.86	290.00	240.00	270.00	290.00	215.00
LONG CLOTH 57" GUL AHMED/AL-KARAM	METER	145.00	155.00	137.50	245.00	205.00	210.00	127.50	150.00	117.50	237.50
SHIRTING AV.QLTY.	METER	142.50	145.00	135.00	145.00	98.57	215.00	175.00	140.00	165.00	125.00
PANT CLOTH W & WEAR AV.QLTY	METER	338.33	336.25	345.00	375.00	277.14	400.00	355.00	312.50	215.00	437.50
LAWN PRINTED GUL AHMED/AL-KARAM	METER	190.00	210.00	190.00	195.00	230.36	270.00	177.50	175.00	177.50	150.00
GEORGETTE AV.QLTY	METER	132.50	135.00	132.50	125.00	96.43	110.00	132.50	115.00	120.00	102.50
LINEN AV.QLTY ***	METER	144.17	151.25	142.50	145.00	160.18	210.00	112.50	100.00	120.00	140.00
HEAVY WT SUITING LAWERNCPUR AVG QLTY	METER	1425.00	1425.00	1425.00	1425.00	1175.00	1050.00	1050.00	1050.00	925.00	1375.00
HEAVY WT SUITING LAWERNCPUR SUP QLTY	METER	1825.00	1825.00	1825.00	1825.00	1475.00	1200.00	2350.00	2350.00	950.00	1525.00
TROPICAL SUITING LAW.PUR	METER	1225.00	1225.00	1225.00	1225.00	825.00	950.00	925.00	925.00	800.00	925.00
PANT BOY 24"/26" LENGTH.	EACH	477.08	500.00	465.00	462.50	330.36	420.00	525.00	475.00	380.00	400.00
SHIRT BOY 24"/26" LENGTH	EACH	312.50	318.75	315.00	362.50	307.86	350.00	425.00	350.00	355.00	277.50
SCHOOL UNI. PANT,SHIRT BOYS	SUIT	454.17	495.63	460.00	540.00	523.21	700.00	925.00	875.00	575.00	475.00
SCHOOL UNI. KAMEEZ,SHAL.BOYS	SUIT	454.17	493.75	435.00	482.50	448.21	475.00	875.00	825.00	575.00	475.00
SCHOOL UNI. KAMEEZ,SHAL.GIRL	SUIT	396.67	428.75	460.00	455.00	471.43	475.00	875.00	825.00	545.00	562.50
FROCK W/WEAR GIRLS	EACH	1566.67	1637.50	1475.00	1050.00	842.86	1050.00	825.00	775.00	562.50	675.00
AWAMI-SUIT W & W(BOY) 24"/26	SUIT	1566.67	1643.75	1425.00	1225.00	683.93	975.00	1050.00	975.00	800.00	556.25
AWAMI-SUIT W&W (GENTS)AV.QLTY	SUIT	1545.83	1612.50	1425.00	1525.00	778.57	1300.00	1025.00	925.00	800.00	837.50
PULLOVER GENTS OXFORD/BON.	EACH	2650.00	2650.00	2650.00	2835.00	2475.00	2675.00	3050.00	3050.00	2780.00	3100.00
PULLOVER LADIES OXFORD/BON.	EACH	2650.00	2650.00	2650.00	2575.00	2525.00	2540.00	2850.00	2850.00	2780.00	2500.00
PULLOVER (GENTS) OTHERS A.QTY	EACH	1041.67	1056.25	1100.00	875.00	825.00	800.00	525.00	550.00	650.00	662.50
SECOND-HAND COAT FOR MEN	EACH	460.42	500.00	375.00	412.50	576.79	300.00	500.00	400.00	475.00	390.00
SECONDHAND SWEETER FOR MEN DUP QLTY	EACH	270.83	0.00	210.00	162.50	467.86	250.00	575.00	475.00	287.50	212.50
SECONDHAND WINTER JACKET	EACH	525.00	0.00	425.00	450.00	617.86	350.00	600.00	525.00	325.00	375.00
UNDERWEAR AV.QLTY MEDIUM SIZE	EACH	155.83	160.00	145.00	182.50	120.00	150.00	125.00	122.50	100.00	75.00
VEST FOR MEN AV.QLTY.	EACH	156.25	160.00	135.00	182.50	125.36	150.00	125.00	105.00	112.50	110.00
VEST/SHAMEEZ (WOMEN) AVG. QLTY	EACH	157.92	185.63	155.00	145.00	128.04	150.00	142.50	130.00	125.00	112.50
SOCKS NYLON (PAKISTANI)	PAIR	89.58	102.50	77.50	87.50	90.71	100.00	110.00	80.00	65.00	65.00
BRASSIER AV.QLTY.	EACH	163.33	168.75	145.00	105.00	125.36	150.00	150.00	107.50	175.00	112.50
BRASSIER SUP QLTY	EACH	410.42	435.00	415.00	305.00	607.14	400.00	335.00	270.00	375.00	340.00

Contd.

7.11 Intercity Consumer Prices February, 2014

Description	Unit	Rawal- pindi	Islama- bad	Attock	Jehlum	Lahore	Sahiwal	Gujran- wala	Wazira- bad	Sialkot	Faisal- abad
DOPATTA GEORGETTE AV.QLTY.	EACH	307.50	316.25	270.00	310.00	294.64	225.00	275.00	235.00	275.00	231.25
DOPATTA COTTON AV GLTY	EACH	266.67	287.50	255.00	185.00	135.71	180.00	162.50	168.75	225.00	171.25
CHADDAR (W/WEAR) (2x2.5 MTR)	EACH	363.33	393.75	362.50	395.00	269.64	375.00	265.00	260.00	275.00	331.25
LUNGI/DHOTI(COTTON) AVG. QLTY	EACH	358.75	368.13	355.00	170.00	191.43	375.00	205.00	250.00	195.00	262.50
HANDKERCHIEF AVG. QLTY PAK	EACH	25.83	27.50	27.50	17.50	25.71	30.00	50.00	35.00	30.00	32.50
HANDKERCHIEF SUP. QLTY PAK	EACH	37.08	37.50	32.50	27.50	37.50	75.00	75.00	50.00	42.50	55.00
GLOVES AV QLTY	PAIR	142.50	147.50	145.00	110.00	73.21	110.00	105.00	70.00	75.00	70.00
AZARBAND COTTON AVG. QLTY	EACH	15.00	15.00	17.50	17.50	15.36	15.00	25.00	25.00	10.00	13.50
SEWING THREAD/REEL(ASLI PARI)	EACH	8.00	8.00	7.50	7.00	6.00	6.00	6.00	6.00	5.00	5.50
WASHING CHARGES PAINT & SHIRT	SUIT	90.00	90.00	90.00	175.00	53.21	100.00	150.00	130.00	150.00	65.00
DRY CLEANING SUIT COAT PANT	SUIT	533.33	575.00	280.00	475.00	370.00	350.00	375.00	350.00	350.00	307.50
WASHING CH. (KAMIZ-SHALWAR)	PAIR	90.00	90.00	60.00	90.00	51.07	80.00	100.00	70.00	90.00	65.00
TAILORING SHIRT	EACH	366.67	387.50	275.00	475.00	310.71	375.00	300.00	350.00	275.00	275.00
TAILORING CHARGES PANT (MEN)	EACH	762.50	812.50	475.00	650.00	462.50	650.00	425.00	550.00	550.00	450.00
TAILORING COAT-PANT SUIT	SUIT	3466.67	3562.50	2900.00	3150.00	4360.71	4000.00	3050.00	3000.00	3250.00	3250.00
TAILORING AWAMI-SUIT (MALE)	SUIT	533.33	587.50	425.00	512.50	460.71	550.00	475.00	500.00	375.00	375.00
TAILORING SUIT FEMALE	SUIT	458.33	506.25	335.00	475.00	396.43	350.00	425.00	400.00	437.50	325.00
GENTS SHOES PAUL BATA	PAIR	1199.00	1199.00	1199.00	1199.00	1199.00	1199.00	1199.00	1199.00	1199.00	1199.00
GENTS SANDAL BATA	PAIR	699.00	699.00	699.00	699.00	699.00	699.00	699.00	699.00	699.00	699.00
GENTS SPOUNG CHAPPAL BATA	PAIR	179.00	179.00	179.00	179.00	179.00	179.00	179.00	179.00	179.00	179.00
LADIES SANDAL BATA	PAIR	499.00	499.00	499.00	499.00	499.00	499.00	499.00	499.00	499.00	499.00
LADIES SPOUNG CHAPPAL BATA	PAIR	179.00	179.00	179.00	179.00	179.00	179.00	179.00	179.00	179.00	179.00
CHILD SHOE POWER LITE BATA	PAIR	599.00	599.00	599.00	599.00	599.00	599.00	599.00	599.00	599.00	599.00
GENTS SHOE, ART 1109 SERVICE	PAIR	999.00	999.00	999.00	999.00	999.00	999.00	999.00	999.00	999.00	999.00
NYLON JOGGER 27 SIZE 2-5 ***	PAIR	1299.00	1299.00	1299.00	1299.00	1299.00	1299.00	1299.00	1299.00	1299.00	1299.00
CHINA FOOT WEAR AV. QLTY (MALE) *	PAIR	925.00	975.00	825.00	825.00	650.00	450.00	450.00	500.00	475.00	512.50
CHINA FOOT WEAR AV. QLTY (FEMALE) *	PAIR	825.00	875.00	825.00	675.00	557.14	500.00	350.00	400.00	325.00	287.50
CHINA FOOT WEAR AV. QLTY (CHILDREN) *	PAIR	783.33	825.00	625.00	675.00	389.29	450.00	320.00	300.00	325.00	243.75
SHOE REPAIR HALF SOLE	PAIR	105.83	105.00	105.00	110.00	105.00	100.00	95.00	95.00	60.00	117.50
SHOES POLISH CHARGES AVERAGE SHOP	PAIR	20.00	20.00	20.00	20.00	15.00	15.00	15.00	15.00	10.00	15.00
HOUSE RENT (combined)	MONTH	11181.00	40834.00	3988.00	5308.00	11924.00	6406.00	4618.00	2813.00	5405.00	4782.00
rent 2	pm	11181.00	40834.00	3988.00	5308.00	11924.00	6406.00	4618.00	2813.00	5405.00	4782.00
RENT3	PM	11181.00	40834.00	3988.00	5308.00	11924.00	6406.00	4618.00	2813.00	5405.00	4782.00
RENT4	PM	11181.00	40834.00	3988.00	5308.00	11924.00	6406.00	4618.00	2813.00	5405.00	4782.00
RENT5	PM	11181.00	40834.00	3988.00	5308.00	11924.00	6406.00	4618.00	2813.00	5405.00	4782.00
RENT6	PM	11181.00	40834.00	3988.00	5308.00	11924.00	6406.00	4618.00	2813.00	5405.00	4782.00
SYNTHETIC ENEMAL ROBIALAC BALTI 3.64 LTR.	EACH	1660.00	1660.00	1680.00	1640.00	1935.00	1570.00	1790.00	1790.00	1790.00	1680.00
SYNTHETIC ENEMAL ICI BALTI 3.64 LTR.	EACH	1740.00	1740.00	1700.00	1775.00	1935.00	1990.00	1815.00	1815.00	1815.00	1745.00
CEMENT (LOCAL) SPECIFY BRAND NAME	BAG	510.00	512.50	500.00	507.50	515.00	500.00	520.00	510.00	510.00	502.50
BRICKS (NEW) 1ST CLASS	P/1000	8100.00	8100.00	8350.00	6450.00	7703.57	5500.00	8000.00	7500.00	7900.00	5825.00
CEMENT BLOCKS (6"x8"x12")	P/100	0.00	0.00	0.00	0.00	0.00	0.00	0.00	0.00	0.00	0.00
BAJREE	100CFT	3650.00	3650.00	3525.00	3450.00	5535.71	5000.00	5500.00	5000.00	5150.00	4500.00
SAND (BLACK PIT SAND)	K100CFT	2850.00	2850.00	1475.00	2100.00	2207.14	2550.00	2200.00	1600.00	3250.00	2000.00
TIMBER SHESHAM LOG 1ST QUALITY	cubmt.	60917.50	60917.50	60917.50	60767.50	53850.00	38841.00	50323.50	52111.00	39500.00	63558.00
IRON BAR (M.S. BAR) 1/2"	P/TON	77500.00	77500.00	78750.00	75000.00	74464.29	75000.00	75000.00	75000.00	76000.00	74500.00
CARPANTER WAGE RATE	P/DAY	900.00	950.00	675.00	700.00	730.36	600.00	700.00	650.00	700.00	600.00
MASON (RAJ) WAGE RATE	P/DAY	900.00	950.00	675.00	700.00	762.50	600.00	800.00	750.00	775.00	775.00
UNSKILLED LABOUR WAGE RATE	P/DAY	525.00	525.00	400.00	400.00	500.00	400.00	450.00	400.00	425.00	425.00
PLUMBER WAGE RST	P/DAY	900.00	950.00	675.00	700.00	726.79	0.00	625.00	600.00	0.00	625.00
ELECTICIAN WAGE RATE PER DAY **	P/DAY	0.00	0.00	0.00	0.00	730.36	0.00	650.00	600.00	0.00	0.00
ELECTICIAN WAGE RATE PER POINT **	P/PNT	155.00	170.00	110.00	135.00	125.00	100.00	115.00	120.00	115.00	115.00
WATER CHARGES PER HOUSE	P/MONTH	139.00	96.00	80.00	80.00	300.00	30.00	100.00	70.00	100.00	128.75
ELECT.CHARGES UPTO 50 UNITS	P/UNIT	2.00	2.00	2.00	2.00	2.00	2.00	2.00	2.00	2.00	2.00
ELECT.CHARGES 01 - 100 UNIT	P/UNIT	5.79	5.79	5.79	5.79	5.79	5.79	5.79	5.79	5.79	5.79

Contd.

7.11 Intercity Consumer Prices February, 2014

Description	Unit	Rawal- pindi	Islama- bad	Attock	Jehlum	Lahore	Sahiwal	Gujran- wala	Wazira- bad	Sialkot	Faisal- abad
ELECT.CHARGES 101 - 300 UNIT	P/UNIT	9.70	9.70	9.70	9.70	9.70	9.70	9.70	9.70	9.70	9.70
ELECT.CHARGES 301 - 1000 UNIT	P/UNIT	15.27	15.27	15.27	15.27	15.27	15.27	15.27	15.27	15.27	15.27
ELECT.CHARGES ABOVE 1000 UNIT	P/UNIT	17.41	17.41	17.41	17.41	17.41	17.41	17.41	17.41	17.41	17.41
ELEC	PM	10.03	10.03	10.03	10.03	10.03	10.03	10.03	10.03	10.03	10.03
GAS CHRQ upto 3.3719 MMBUT	MMBTU	124.18	124.18	124.18	124.18	124.18	124.18	124.18	124.18	124.18	124.18
GAS CHRQ 3.3719 - 6.7438 MMBUT	MMBTU	248.37	248.37	248.37	248.37	248.37	248.37	248.37	248.37	248.37	248.37
GAS CHRQ 6.7438 - 10.1157 MMBUT	MMBTU	248.37	248.37	248.37	248.37	248.37	248.37	248.37	248.37	248.37	248.37
GAS CHRQ10.1157 - 13.4876 MMBUT	MMBTU	620.91	620.91	620.91	620.91	620.91	620.91	620.91	620.91	620.91	620.91
GAS	PM	620.91	620.91	620.91	620.91	620.91	620.91	620.91	620.91	620.91	620.91
GAS	PM	372.55	372.55	372.55	372.55	372.55	372.55	372.55	372.55	372.55	372.55
KEROSENE OIL	LTR	131.00	131.00	125.00	125.00	118.50	108.00	130.00	130.00	131.00	124.50
FIREWOOD WHOLE	40 KG.	683.33	762.50	465.00	600.00	703.21	500.00	650.00	550.00	675.00	600.00
CHAIR SHESHAM WOOD WITH ARMS **	EACH	3258.33	3387.50	2600.00	1900.00	1196.43	2500.00	2250.00	2200.00	1850.00	1450.00
CHAIR PLASTIC (CHAIRMAN) AVERAGE QUALITY	EACH	675.00	675.00	675.00	825.00	675.00	750.00	525.00	450.00	465.00	675.00
TABLE SHESHAM WOOD (4X2X5") ***	EACH	4908.33	4950.00	4100.00	3300.00	7464.29	6500.00	10250.00	10250.00	6500.00	4750.00
SOFASET WOODEN WITH FOAM SEAT **	SET	17875.00	20000.00	16500.00	14750.00	15482.14	23000.00	17750.00	20000.00	12500.00	17500.00
COT IRON (WITH NIWAR)AV.QLTY.	EACH	1966.67	2087.50	1800.00	1550.00	2500.00	2200.00	1650.00	1700.00	1550.00	1550.00
ALMIRAH (STEEL) 6'X3' 20 GUAGE	EACH	8150.00	8250.00	7700.00	7750.00	9035.71	12000.00	9300.00	9000.00	7900.00	9550.00
DINNING TABLE 6 CHAIRS A.QLTY	SET	18666.67	21562.50	17000.00	17250.00	14428.57	25000.00	22000.00	24000.00	13100.00	17500.00
SINGLE BED WITHOUT FOAM MED.	EACH	4583.33	4712.50	4250.00	4750.00	7928.57	9000.00	8750.00	9000.00	5050.00	4350.00
MATRESS SINGLE(4"THICK)	EACH	4675.00	4675.00	4675.00	4800.00	4600.00	5000.00	4300.00	4700.00	3250.00	4970.00
FARSHI DARI 12'X9' AV.QLTY	EACH	1658.33	1662.50	1550.00	975.00	1607.14	1200.00	925.00	925.00	925.00	1125.00
DARI COTTON (6'x2 1/2') AV.QL	EACH	743.33	736.79	687.50	350.00	459.64	1000.00	450.00	450.00	387.50	512.50
CARPET PLAIN AV. QLTY	SQFT.	26.58	26.88	25.50	32.50	25.00	32.00	37.50	41.00	35.00	57.50
QUILT (LIHAF) 3 KG. COTTON	EACH	975.00	1031.25	875.00	625.00	1039.29	1200.00	1025.00	1050.00	725.00	1000.00
BLANKET (90" x 54")	EACH	3416.67	3450.00	3100.00	2750.00	5000.00	3500.00	2900.00	2500.00	2300.00	4750.00
BEDSHEET SINGLE BED SUP.QLTY	EACH	420.83	421.25	412.50	475.00	432.14	550.00	475.00	375.00	360.00	825.00
BED SHEET DOUBLE WITH TWO PILLOW COVERS SUP QLTY	SET	1027.08	1062.50	975.00	1025.00	807.14	1000.00	1150.00	800.00	1100.00	1625.00
TOWEL(3'x2') AV. QALTY	EACH	313.33	321.25	240.00	262.50	192.86	270.00	175.00	175.00	105.00	180.00
CEILING FAN 48" SUPER QLTY **	EACH	3175.00	3175.00	3275.00	2800.00	2650.00	3295.00	2700.00	2400.00	2400.00	2895.00
PEDESTAL FAN 22" SUPER QLTY	EACH	3475.00	3475.00	3700.00	3525.00	3600.00	4975.00	4100.00	3500.00	3300.00	4500.00
REFG. DAWLENCE 10 CFT. D.DOOR	EACH	28700.00	28700.00	28700.00	28900.00	32000.00	28600.00	29000.00	29000.00	34500.00	29100.00
D-FREEZER WAVES 8 CFT.	EACH	28200.00	28200.00	29000.00	28200.00	28000.00	27800.00	29000.00	29000.00	25500.00	27600.00
AIRCONDITIONER 1.5 TON PEL	EACH	41000.00	41000.00	41000.00	42400.00	40000.00	42000.00	40000.00	40000.00	30000.00	41000.00
SPLIT AIR CONDITIONER 1.5 TON (SPECIFY BRAND NAME)	EACH	41000.00	41000.00	41000.00	40700.00	45000.00	44500.00	40000.00	40000.00	41000.00	40000.00
AIRCOOLER SUPER ASIA	EACH	8500.00	8500.00	11600.00	12250.00	12500.00	10000.00	10000.00	11500.00	10000.00	12000.00
WASHING MACHINE SINGER	EACH	15450.00	15450.00	15450.00	15450.00	15450.00	15000.00	14700.00	14700.00	15600.00	15200.00
SEWING MACHINE(SINGER)	EACH	5800.00	5800.00	5800.00	5800.00	5610.00	5610.00	5775.00	5540.00	5860.00	5800.00
GIZER LARGE SIZE 30 GALLON CAPACITY SUP QLTY	EACH	19400.00	19400.00	19400.00	13750.00	19400.00	18900.00	13000.00	18650.00	14000.00	19500.00
GAS BURNER DOUBLE SPFY.BRAND	EACH	1920.83	2050.00	1750.00	1850.00	1250.00	1200.00	1300.00	1350.00	1250.00	1362.50
ELECT. IRON PHILIPS MDL.1120	EACH	1750.00	1750.00	1750.00	1725.00	1300.00	1900.00	2100.00	2100.00	1450.00	1250.00
ELECTRIC JUICER FOR APPLE	EACH	7458.33	7462.50	7100.00	7350.00	9500.00	8500.00	4200.00	4200.00	6000.00	5750.00
S.STEEL DEGHCHI MEDIUM SIZE ***	EACH	595.83	603.13	515.00	575.00	657.14	450.00	1185.00	600.00	430.00	575.00
ALUMINIUM COOKING PAN (DEGCHI) MED SIZE	EACH	552.08	581.25	490.00	575.00	500.00	450.00	870.00	480.00	460.00	475.00
NON STICK COOKING PAN (DEGCHI) SUP. QLTY	EACH	887.50	906.25	725.00	825.00	957.14	975.00	1550.00	1500.00	675.00	1075.00
FRYING PAN STEEL AVG. QLTY MED. SIZE	EACH	437.50	462.50	375.00	325.00	517.86	380.00	575.00	500.00	310.00	312.50
TAWA IORN (MEDIUM SIZE) AVG. QLTY	EACH	267.50	308.75	240.00	245.00	396.43	250.00	387.50	275.00	275.00	225.00
S.STEEL PLATE A.QLTY.(M.SIZE)	EACH	75.83	73.13	72.50	52.50	78.93	60.00	110.00	80.00	67.50	57.50
TABLE SPOON S.STEEL SUP.QLTY.	DOZEN	335.21	334.38	290.00	375.00	366.07	400.00	525.00	350.00	305.00	325.00
WATER SET JUG+6 GLASSES (OMROC)	SET	375.42	388.75	362.50	375.00	528.57	400.00	350.00	350.00	737.50	725.00
TEA SET PAK. CHINAWARE 21 PCS.	SET	2012.50	2050.00	1900.00	1825.00	1421.43	2000.00	1550.00	1425.00	1025.00	1500.00
DINNER SET PLASTIC 72 PIECES SUPERIOR QLTY	SET	6908.33	7150.00	6650.00	4250.00	5785.71	4200.00	5900.00	5500.00	2750.00	8250.00
HOTPOT SET PLASTIC 3 PCS.	SET	1516.67	1525.00	1450.00	1325.00	1510.71	1250.00	1150.00	825.00	825.00	1212.50
BUCKET(BALTI) PLASTIC MED.SIZ	EACH	246.67	263.75	245.00	305.00	400.00	250.00	300.00	250.00	205.00	325.00

Contd.

7.11 Intercity Consumer Prices February, 2014

Description	Unit	Rawal- pindi	Islama- bad	Attock	Jhelum	Lahore	Sahiwal	Gujran- wala	Wazira- bad	Sialkot	Faisal- abad
LOTA PLASTIC (MED SIZE) AVERAGE QUALITY	EACH	52.92	63.13	42.50	37.50	49.64	75.00	40.00	30.00	35.00	40.00
PRESURE COOKER 4 LTR.	EACH	1575.00	1575.00	1575.00	1625.00	1520.00	1200.00	1550.00	1500.00	912.50	1250.00
WATER COOLER 9/10 LTR.PLASTIC ***	EACH	507.08	520.00	387.50	487.50	412.50	600.00	700.00	612.50	345.00	675.00
THERMOS STARVAC 1 LTR	EACH	416.67	461.88	410.00	425.00	350.00	450.00	500.00	410.00	600.00	431.25
BULB PHILIPS 100-WATTS	EACH	30.00	30.00	27.50	30.00	30.00	25.00	28.00	28.00	25.00	25.00
TUBE LIGHT PHILIPS 40 WATTS	EACH	100.00	100.00	100.00	110.00	100.00	95.00	100.00	100.00	95.00	95.00
ELECTRIC BLUBS "0" WATTE LOCAL	EACH	27.50	27.50	27.50	25.00	20.00	20.00	18.00	18.00	20.00	20.00
ELECTRIC BLUB ENERGY SAVER 14 WATTS	EACH	167.50	167.50	165.00	167.50	165.00	160.00	155.00	155.00	155.00	162.50
WASHING SOAP 250 GMS SPECIFY BRAND NAME	EACH	40.00	40.00	40.00	40.00	40.00	38.00	25.00	38.00	20.00	25.00
SURF EXCEL 400 GMS POLY BAG	EACH	125.00	125.00	125.00	125.00	125.00	125.00	125.00	125.00	125.00	125.00
WASHING POWDER 1000 GRM	EACH	185.00	185.00	185.00	185.00	185.00	185.00	185.00	185.00	180.00	185.00
WASHING POWDER (WHEEL/ BONUS) 100 GRAMS	EACH	118.00	118.00	118.00	118.00	90.00	90.00	90.00	90.00	90.00	90.00
CLEANSER POWDER VIM 1000 GM	PKT.	72.22	72.22	72.22	72.22	66.67	66.67	66.67	66.67	66.67	72.22
FINIS 500 ML	BOTTLE	218.75	218.75	218.75	218.75	218.75	162.05	140.00	140.00	169.00	170.00
PHNYLE TYPHONE/FINIS/CARRANITE 3 LITRES	BOTTLE	147.27	147.27	147.27	147.27	125.00	135.00	114.54	114.54	120.00	121.25
HARPIC	BOTTLE	125.00	125.00	125.00	125.00	125.00	125.00	125.00	125.00	125.00	125.00
BOOT POLISH CHERRY/KIWI 50ML	EACH	88.89	88.89	88.89	88.89	88.89	80.00	88.89	88.89	80.00	80.00
ROBIN BLUE (35 GRAMS)	PKT.	45.00	45.00	45.00	45.00	22.00	40.00	40.00	40.00	32.00	32.00
TISSU PAPER PERFUMED 100 PCS.	PKT	90.00	90.00	90.00	90.00	110.00	90.00	90.00	90.00	90.00	90.00
TOILET PAPER ROLL (R.PETEL)	P/ROLL	35.00	35.00	35.00	35.00	35.00	35.00	35.00	35.00	35.00	35.00
BOOT POLISH LIQUID CHEERY BLOSSOM KIWI 75 ML	BOTTLE	135.00	135.00	135.00	135.00	135.00	135.00	120.00	120.00	120.00	120.00
MATCH BOX SMALL	EACH	1.00	1.00	1.00	1.00	1.00	2.00	1.00	1.00	1.00	1.50
DRY CELL 1.5 VOLT(LOCAL)	EACH	30.00	30.00	30.00	22.50	25.00	30.00	15.00	15.00	15.00	25.00
HAND STITCHING NEEDLE M.SIZE	PACKET	10.00	10.00	7.75	9.00	7.50	10.00	5.00	5.00	10.00	9.00
SEWING MACHINE NEEDLE (SINGER)	EACH	5.00	5.00	5.00	5.00	9.00	5.00	6.00	6.00	8.00	7.00
HOUSEHOLD SERVANT FEMALE P/T	P/MNTH	1525.00	1550.00	1100.00	1400.00	1617.86	1300.00	1550.00	1500.00	1050.00	2250.00
MARRIAGE HALL WITH FURNITURE	P/HEAD	132.08	136.88	125.00	125.00	118.21	150.00	105.00	92.50	77.50	130.00
SEPTRAN TABLETS	10TAB.	15.00	15.00	15.00	15.00	15.00	15.00	15.00	15.00	15.00	15.00
BRUFEN TABS 200-MG.	10TAB.	10.00	10.00	10.00	10.00	10.00	10.00	10.00	10.00	10.00	10.00
PANADOL TAB. EXTRA/PLAIN	10TAB.	10.00	10.00	10.00	10.00	10.00	10.00	10.00	10.00	10.00	10.00
DISPRIN TAB.	10TAB.	10.00	10.00	10.00	10.00	10.00	10.00	10.00	10.00	10.00	10.00
TRISIL TAB.	10 TAB	10.00	10.00	10.00	10.00	10.00	10.00	10.00	10.00	10.00	10.00
FLAGYL TAB. 200 MG.	10TAB.	10.00	10.00	10.00	10.00	10.00	10.00	10.00	10.00	10.00	10.00
VENTOLIN TAB. 2MG.	10TAB.	9.00	9.00	9.00	9.00	9.00	9.00	9.00	9.00	9.00	9.00
DAONIL TAB. 5 MG.	10TAB.	15.00	15.00	15.00	15.00	15.00	15.00	15.00	15.00	15.00	15.00
ENTOX TAB.	10TAB.	10.00	10.00	10.00	10.00	10.00	10.00	10.00	10.00	10.00	10.00
RENITEC TAB. 5 MG.	10TAB.	51.00	51.00	51.00	51.00	51.00	51.00	51.00	51.00	51.00	51.00
CAC. 1000 TAB	BOTTLE	122.00	122.00	122.00	122.00	122.00	122.00	122.00	122.00	122.00	122.00
AMOXIL CAPSOLE 250 MG.S	10CAP.	31.00	31.00	31.00	31.00	31.00	31.00	31.00	31.00	31.00	31.00
CALCIUM SYRUP SANDOZ	BOTTLE	64.00	64.00	64.00	64.00	64.00	64.00	64.00	64.00	64.00	64.00
LEDERPLEX SYRUP	BOTTLE	35.00	35.00	35.00	35.00	35.00	35.00	35.00	35.00	35.00	35.00
SANCOS SYRUP (50 ML.)	BOTTLE	30.00	30.00	30.00	30.00	30.00	30.00	30.00	30.00	30.00	30.00
PHENERGAN SYRUP 120 ML.	BOTTLE	33.00	33.00	33.00	33.00	33.00	33.00	33.00	33.00	33.00	33.00
CALPOL SYRUP 60 ML.	BOTTLE	25.00	25.00	25.00	25.00	25.00	25.00	25.00	25.00	25.00	25.00
HYDRYLIN SYRUP 120 ML.	BOTTLE	59.00	59.00	59.00	59.00	59.00	59.00	59.00	59.00	59.00	59.00
POLYFAX EYE OINTMENT	TUBE	21.00	21.00	21.00	21.00	21.00	21.00	21.00	21.00	21.00	21.00
BETNESOL EYE DROPS	BOTTLE	30.00	30.00	30.00	30.00	30.00	30.00	30.00	30.00	30.00	30.00
EAR DROPS (CARDISPORINE) ***	BOTTLE	21.00	21.00	21.00	21.00	21.00	21.00	21.00	21.00	21.00	21.00
BETNOVATE-N OINTMENT 5 GMS	TUBE	16.00	16.00	16.00	16.00	16.00	16.00	16.00	16.00	16.00	16.00
BURNOL CREAM 30 GRM	TUBE	16.00	16.00	16.00	16.00	16.00	16.00	16.00	16.00	16.00	16.00
VICKS VAPORUB/BALM	BOTTLE	36.00	36.00	36.00	36.00	36.00	36.00	36.00	36.00	36.00	36.00
GLYCERINE SMALL BOTTLE	BOTTLE	28.00	28.00	22.50	20.00	28.00	25.00	17.00	18.50	17.50	18.00
JOUHAR JOSHANDA	PKT.	6.00	6.00	6.00	6.00	6.00	6.00	6.00	6.00	6.00	6.00
GALXOS-D (450 GRMS)	PKT.	151.88	151.88	151.88	151.88	151.88	151.88	151.88	151.88	151.88	151.88

Contd.

7.11 Intercity Consumer Prices February, 2014

Description	Unit	Rawal- pindi	Islama- bad	Attock	Jehlum	Lahore	Sahiwal	Gujran- wala	Wazira- bad	Sialkot	Faisal- abad
GRPE-WATER WOODWARDS	BOTTLE	50.00	50.00	50.00	50.00	50.00	50.00	50.00	50.00	50.00	50.00
SANIPLAST ONE PUTTY	EACH	2.00	2.00	2.00	2.00	2.00	2.00	1.40	1.40	1.40	2.00
O.R.S. (NIMCOL)	PKT.	15.00	15.00	15.00	15.00	15.00	15.00	15.00	15.00	15.00	15.00
DETTOL (MEDIUM)	BOTTLE	46.80	46.80	46.80	46.80	46.80	46.80	46.80	46.80	46.80	46.80
COTTON BANDAGE 2" - 4"	EACH	9.00	9.00	8.00	9.00	8.00	5.00	5.00	5.00	5.00	7.50
THERMOMETER CHINA	EACH	40.00	40.00	40.00	42.50	42.50	40.00	30.00	30.00	40.00	42.50
DOCTOR (MBBS) CLINIC FEE	PIPAT.	166.67	175.00	110.00	115.00	100.00	150.00	75.00	100.00	100.00	90.00
URINE TEST (DR) CHARGES	P/TEST	100.00	108.75	80.00	90.00	100.00	100.00	100.00	100.00	150.00	80.00
BLOOD TEST (CP) CHARGES	P/TEST	265.00	270.00	200.00	250.00	400.00	200.00	300.00	300.00	350.00	225.00
SUGAR TEST (RANDOM/FASTING BOTH) CHARGES	P/TEST	155.00	200.00	170.00	197.50	150.00	80.00	200.00	200.00	200.00	180.00
ECG CHARGES	P/TEST	204.17	266.25	150.00	250.00	250.00	120.00	200.00	200.00	150.00	200.00
X-RAY (CHEST) CHARGES	PIX-RAY	275.00	312.50	275.00	375.00	350.00	300.00	400.00	300.00	200.00	350.00
CAR SUZUKI 800 CC (W/O. A/C)	EACH	650000.00	650000.00	650000.00	650000.00	660000.00	0.00	645000.00	0.00	625000.00	626000.00
CAR SUZUKI 1000 CC	EACH	1069000.00	1069000.00	1069000.00	1069000.00	1065000.00	0.00	1060000.00	0.00	1067500.00	1050000.00
CAR TOYOTA 1300 CC	EACH	1612000.00	1612000.00	1612000.00	1612000.00	1778333.33	0.00	1570000.00	0.00	1611500.00	1582500.00
CAR HONDA CIVIC	EACH	2063000.00	2063000.00	2063000.00	2063000.00	2180000.00	0.00	1986000.00	0.00	2027500.00	0.00
MOTORCYCLE HONDA CD-70.	EACH	69900.00	69900.00	69900.00	69900.00	69900.00	69900.00	69900.00	69900.00	69000.00	69900.00
MOTORCYCLE YAMAHA 100CC.	EACH	79300.00	79300.00	79300.00	79300.00	79300.00	79300.00	79300.00	79300.00	79300.00	79300.00
MOTOR CYCLE HERO 70 CC	EACH	44500.00	45000.00	46750.00	48000.00	49000.00	47500.00	42500.00	42500.00	45000.00	49500.00
BICYCLE WITH TYRES & TUBES	EACH	7400.00	7400.00	7550.00	7200.00	7000.00	7000.00	7200.00	7000.00	6900.00	7600.00
TYRE CAR WITH TUBE GENERAL	EACH	3275.00	3275.00	3275.00	3450.00	3000.00	3500.00	3300.00	3000.00	3000.00	3600.00
TYRE MOTOR CYCLE WITHOUT TUBE	EACH	1137.50	1137.50	1150.00	1135.00	1420.00	1000.00	1250.00	1200.00	1120.00	1175.00
TYRE CYCLE SPECIFY BRAND NAME	EACH	330.00	340.00	347.50	387.50	330.00	350.00	330.00	330.00	337.50	425.00
TYRE CAR W/O TUBE	EACH	3275.00	3275.00	3275.00	3275.00	2700.00	3200.00	3000.00	2700.00	2900.00	3600.00
PETROL SUPER	LITRE	112.76	112.76	112.76	112.76	112.76	112.76	112.76	112.76	112.76	112.76
HIGH SPEED DIESEL HSD	LITRE	116.75	116.75	116.75	116.75	116.75	116.75	116.75	116.75	116.75	116.75
CNG	K.G.	74.25	74.25	74.25	0.00	66.14	66.14	66.14	66.14	66.14	66.14
GAS CYLINDER STAND. SIZE	EACH	1560.00	1570.00	1540.00	1530.00	1265.00	1400.00	1320.00	1500.00	1430.00	1450.00
MOTOR CYCLE SERVICE CHARGES	EACH	245.00	247.50	265.00	250.00	200.00	100.00	280.00	280.00	175.00	225.00
CAR SERVICE CHARGES	EACH	300.00	300.00	245.00	275.00	300.00	300.00	250.00	250.00	375.00	300.00
TYRE PUNCTURE CHARGES	EACH	50.00	50.00	40.00	55.00	62.50	50.00	50.00	50.00	75.00	70.00
CYCLE OVERHAULING CHARGES	EACH	516.67	525.00	275.00	375.00	319.64	300.00	160.00	200.00	337.50	275.00
CAR TAX FOR 800CC TO 1300CC	YEARLY	1800.00	432.00	1800.00	1800.00	1800.00	1800.00	1800.00	1800.00	1800.00	1800.00
TRAIN FARE ECO. 1-100 KM.	PIKM.	0.71	0.71	0.71	0.71	0.71	0.71	0.71	0.71	0.71	0.71
TRAIN FARE ECO. 101-500 KM.	PIKM.	1.02	1.02	1.02	1.02	1.02	1.02	1.02	1.02	1.02	1.02
TRAIN FARE ECO. > 500 KM.	PIKM.	0.93	0.93	0.93	0.93	0.93	0.93	0.93	0.93	0.93	0.93
TRAIN FARE 1ST SLP. 1-100KM	PIKM.	2.18	2.18	2.18	2.18	2.18	2.18	2.18	2.18	2.18	2.18
TRAIN FARE 1ST SLP.101-500 KM	PIKM.	2.69	2.69	2.69	2.69	2.69	2.69	2.69	2.69	2.69	2.69
TRAIN FARE 1ST SLP. > 500 KM	PIKM.	2.07	2.07	2.07	2.07	2.07	2.07	2.07	2.07	2.07	2.07
TRAIN FARE A/C SLP. 1-100KM.	PIKM	5.99	5.99	5.99	5.99	5.99	5.99	5.99	5.99	5.99	5.99
TRAIN FARE A/C SLP.101-500KM	PIKM.	4.77	4.77	4.77	4.77	4.77	4.77	4.77	4.77	4.77	4.77
TRAIN FARE A/C SLP > 500KM.	PIKM	4.32	4.32	4.32	4.32	4.32	4.32	4.32	4.32	4.32	4.32
PLATEFORM TICKET	EACH	10.00	10.00	10.00	10.00	10.00	10.00	10.00	10.00	10.00	10.00
AUTO RICKSHAW FARES	KM/MIN	65.00	0.00	45.00	75.00	50.00	70.00	60.00	60.00	60.00	65.00
FULL TONGA CHARGES	KM/MIN	0.00	0.00	0.00	0.00	56.07	90.00	50.00	60.00	60.00	75.00
TAXI 4 SEATER FARE	KM/MIN	95.00	95.00	75.00	0.00	100.00	100.00	100.00	100.00	100.00	60.00
BUS FARE MIN (WITHIN CITY)	TICKET	16.00	16.00	0.00	16.00	13.00	0.00	0.00	10.00	0.00	15.00
BUS FARE MAX (WITHIN CIT	TICKET	29.33	29.50	0.00	29.50	26.00	0.00	0.00	10.00	0.00	30.00
BUS FARE OUTSIDE CITY	PIKM.	1.02	1.02	1.02	1.02	1.02	1.02	1.02	1.02	1.02	1.02
A/C BUS FARE OUTSIDE CITY	PIKM.	1.64	1.64	1.64	1.64	2.50	2.00	1.45	1.45	1.11	1.74
MINIBUS FARE MIN.WITH IN CITY	TICKET	16.00	16.00	0.00	0.00	13.00	0.00	10.00	10.00	0.00	0.00
MINIBUS FARE MAX.WITH IN CITY	TICKET	29.50	29.50	0.00	0.00	26.00	0.00	20.00	10.00	0.00	0.00
SUZUKI FARE MIN.WITH IN CITY	TICKET	15.00	15.00	10.00	0.00	15.00	0.00	10.00	0.00	15.00	15.00
SUZUKI FARE MAXIMUM W.IN CITY	TICKET	22.00	22.00	10.00	10.00	27.00	0.00	20.00	0.00	20.00	27.50

Contd.

7.11 Intercity Consumer Prices February, 2014

Description	Unit	Rawal- pindi	Islama- bad	Attock	Jhelum	Lahore	Sahiwal	Gujran- wala	Wazira- bad	Sialkot	Faisal- abad
AIR FARE ECONOMY CLASS.	P/KM.	16.41	16.41	0.00	0.00	16.41	0.00	0.00	0.00	0.00	16.41
POSTAL ENVELOPE DOMESTIC	EACH	8.00	8.00	8.00	8.00	8.00	8.00	8.00	8.00	8.00	8.00
ENVELOPE FOR SAUDI ARABIA	EACH	50.00	50.00	50.00	50.00	50.00	50.00	50.00	50.00	50.00	50.00
POSTAL REGISTRATON CHARGES	EACH	28.00	28.00	28.00	28.00	28.00	28.00	28.00	28.00	28.00	28.00
U.M.S. REG CHARGES MIN.	EACH	58.00	58.00	58.00	58.00	58.00	58.00	59.00	59.00	58.00	58.00
T.C.S. CH. MIN.WITH IN ZONE	EACH	110.00	110.00	110.00	110.00	110.00	110.00	110.00	110.00	110.00	110.00
TELEPHONE CHARGES LOCAL CALL	P/ICALL	3.94	3.94	3.94	3.94	3.94	3.94	3.94	3.94	3.94	3.94
TEL CHARGES OUT SIDE CITY	P/ICALL	3.94	3.94	3.94	3.94	3.94	3.94	3.94	3.94	3.94	3.94
INTERNET CHARGES	P/HOUR	27.50	27.50	27.50	50.00	15.00	12.00	20.00	20.00	25.00	22.50
MOBILE CELL CHARGES	P/UNIT	3.00	3.00	3.00	3.00	2.50	3.00	3.00	3.00	3.06	3.00
FAX CHARGES (LOCAL)	P/PAGE	10.00	10.00	10.00	12.50	10.00	20.00	30.00	30.00	10.00	12.50
TELEPHONE SET AV. QLTY	EACH	625.00	725.00	550.00	812.50	550.00	650.00	450.00	475.00	300.00	475.00
MOBILE SET NOKIA/SONY/ERICSON/SAMSUNG WITHOUT CAMERA	EACH	2133.33	2175.00	2125.00	2450.00	2700.00	2450.00	2825.00	4250.00	2600.00	2200.00
T.V. 20" COLORED WEGA H-A21.	EACH	18108.33	18200.00	18100.00	18100.00	20500.00	22000.00	15000.00	18500.00	20000.00	24500.00
T.V 20" COLOR CHINA(KORIA)	EACH	14250.00	14250.00	14250.00	14250.00	6500.00	10000.00	7000.00	7000.00	13500.00	15900.00
V.C.P. PANASONIC/LG/NAT	EACH	5900.00	5900.00	5550.00	5750.00	4200.00	0.00	0.00	0.00	5450.00	5750.00
DVD/VCD PLAYER PANASONIC/LG	EACH	3750.00	3750.00	3550.00	3750.00	6542.86	4500.00	5000.00	4100.00	4500.00	4000.00
RADIO WITH C.PLAYER NATIONAL	EACH	2150.00	2150.00	2150.00	2050.00	1825.00	1800.00	2262.50	2500.00	2250.00	2175.00
PERSONNEL COMPUTER (BRANDED)	EACH	69250.00	69250.00	69250.00	69500.00	53000.00	37000.00	37400.00	37500.00	35000.00	38820.00
VID. CASSETTE BLK. TDK/SONY	EACH	145.00	145.00	135.00	175.00	122.50	110.00	0.00	0.00	100.00	150.00
COM. C.D. (TDK/IMATION)	EACH	56.67	59.38	75.00	75.00	37.14	60.00	35.00	35.00	42.50	67.50
TAPE RECORDER CASSETTE BLANK	EACH	42.50	47.50	42.50	47.50	40.00	40.00	35.00	35.00	30.00	65.00
VIDEO GAME SEGA 16 BYTE	EACH	1150.00	1150.00	1175.00	1050.00	950.00	1650.00	1050.00	0.00	1250.00	1500.00
CINEMA A/C. HIGH CLASS	TICKET	100.00	0.00	0.00	0.00	115.71	0.00	80.00	0.00	40.00	150.00
CINEMA NON-A/C HIGH CLASS	TICKET	50.00	0.00	0.00	0.00	72.86	50.00	60.00	0.00	40.00	100.00
CABLE CHARGES	PER MONT	325.00	325.00	275.00	300.00	275.00	200.00	300.00	300.00	200.00	300.00
TV.LICENCE FEE DOMESTIC	YEARLY	420.00	420.00	420.00	420.00	420.00	420.00	420.00	420.00	420.00	420.00
ENGLISH BOOK CLASS V1	EACH	75.00	75.00	75.00	75.00	75.00	75.00	75.00	75.00	75.00	75.00
ENGLISH BOOK CLASS IX OR X	EACH	126.00	126.00	126.00	126.00	126.00	126.00	126.00	126.00	126.00	126.00
ENG. BOOK IST.YR COMPLETE SET	EACH	82.00	82.00	82.00	82.00	82.00	82.00	82.00	82.00	82.00	82.00
ENGLISH BOOK BA/B.SC	EACH	178.00	178.00	178.00	178.00	178.00	178.00	178.00	178.00	178.00	178.00
URDU BOOK CLASS V (T.B.BORD)	EACH	68.00	68.00	68.00	68.00	68.00	68.00	68.00	68.00	68.00	68.00
URDU BOOK CLASS IX(X)(T.B.B)	EACH	120.00	120.00	120.00	120.00	120.00	120.00	120.00	120.00	120.00	120.00
URDU BOOK IST.YEAR/INTER	EACH	51.00	51.00	51.00	51.00	51.00	51.00	51.00	51.00	51.00	51.00
URDU BOOK BA/B.SC	EACH	140.00	140.00	140.00	140.00	140.00	140.00	140.00	140.00	140.00	140.00
MATHS BOOK CALSS V (T.B.B)	EACH	81.00	81.00	81.00	81.00	81.00	81.00	81.00	81.00	81.00	81.00
MATHS BOOK CLASS IX OR X	EACH	188.00	188.00	188.00	188.00	188.00	188.00	188.00	188.00	188.00	188.00
MATHS BOOK IST.YEAR (T.B.B)	EACH	150.00	150.00	150.00	150.00	150.00	150.00	150.00	150.00	150.00	150.00
PAKISTAN STUDIES BOOK BA/B.SC	EACH	125.00	125.00	125.00	125.00	125.00	125.00	125.00	125.00	125.00	125.00
DAILY "DAWN"	P/COPY	19.00	19.00	19.00	19.00	19.00	19.00	19.00	19.00	19.00	19.00
DAILY "JANG"	P/COPY	12.00	12.00	12.00	12.00	12.00	12.00	12.00	12.00	12.00	12.00
DAILY "NAWA-E-WAQT"	P/COPY	12.00	12.00	12.00	12.00	12.00	12.00	12.00	12.00	12.00	12.00
WEEKLY "AKHBAR-E-JAHAN"	P/COPY	50.00	50.00	50.00	50.00	50.00	50.00	50.00	50.00	50.00	50.00
WEEKLY "MAG"	P/COPY	45.00	45.00	45.00	45.00	45.00	45.00	45.00	45.00	45.00	45.00
MONTHLY "NAUNEHAL DIGEST"	P/COPY	35.00	35.00	35.00	35.00	35.00	35.00	35.00	35.00	35.00	35.00
PAPER FOOLSCAPE (27"x17")	QUIRE	52.50	52.50	52.50	53.00	23.21	25.00	30.00	30.00	20.00	45.00
EXERCISE.BOOK LINED 80/100 PGS	EACH	52.50	57.50	52.50	47.50	27.36	35.00	32.50	40.00	50.00	47.50
PENCILGOLDFISH/DEER	EACH	7.00	7.00	7.00	6.50	5.00	6.00	5.00	5.00	5.00	6.00
PEN INK DOLLOR 57 ML BOTTLE	EACH	20.00	20.00	20.00	20.00	20.00	20.00	20.00	20.00	20.00	20.00
PHOTOSTATE PAPER 70 GM	PRT	345.00	345.00	345.00	305.00	292.86	330.00	285.00	280.00	210.00	345.00
BALL PEN (local)	EACH	7.50	7.50	6.50	7.50	6.00	6.00	5.00	5.00	5.00	5.00
FOUNTAIN PEN HEROWINGS/CHINA	EACH	40.00	40.00	37.50	40.00	40.00	40.00	40.00	40.00	40.00	40.00
PRIVATE SCHOOL FEE ENGLISH MEDIUM AVERAGE STANDARD (CLASS I)	PER MONTH	2216.67	2137.50	625.00	1685.00	839.29	1800.00	1425.00	1000.00	900.00	1400.00
PRIVATE SCHOOL FEE ENGLISH MEDIUM AVERAGE STANDARD (CLASS V)	PER MONTH	2279.17	2237.50	700.00	1610.00	1012.50	1800.00	1575.00	1200.00	700.00	1600.00

Contd.

7.11 Intercity Consumer Prices February, 2014

Description	Unit	Rawal-pindi	Islama-bad	Attock	Jehlum	Lahore	Sahiwal	Gujran-wala	Wazira-bad	Sialkot	Faisal-abad
PRIVATE SCHOOL FEE ENGLISH MEDIUM AVERAGE STANDARD (CLASS VI	PER MONTH	2433.33	2462.50	812.50	1630.00	1142.86	1800.00	1575.00	1300.00	850.00	1500.00
PRIVATE SCHOOL FEE ENGLISH MEDIUM AVERAGE STANDARD (CLASS X)	PER MONTH	2693.75	2850.00	962.50	1667.50	1298.21	1800.00	1775.00	1400.00	850.00	1500.00
PRIVATE MEDICLE COLLEGE FEE MBBS (1ST YEAR)	PER MONTH	49527.67	49527.67	34126.00	0.00	30208.00	0.00	0.00	0.00	0.00	25000.00
PRIVATE ENGINEERING COLLEGE FEE (1STR YEAR)	PER MONTH	11011.50	11011.50	0.00	0.00	19550.00	0.00	0.00	0.00	0.00	0.00
GOVT. COLLEGE FEE 1ST. YEAR	MONTH	50.00	195.00	50.00	50.00	60.00	50.00	50.00	50.00	50.00	50.00
GOVT. COLLEGE FEE 4TH. YEAR	MONTH	60.00	225.00	60.00	60.00	70.00	60.00	60.00	60.00	60.00	60.00
GOVT. UNIVERSITY FEE MSC.	MONTH	77.50	1000.00	77.50	80.00	97.79	80.00	0.00	77.50	0.00	70.00
GOVT. MED. COLLEGE FEE MBBS	MONTH	873.00	873.00	873.00	0.00	1250.00	873.00	0.00	873.00	0.00	368.00
GOVT. ENGG. COLL. FEE I YEAR	MONTH	600.00	600.00	600.00	0.00	750.00	500.00	0.00	1558.00	0.00	3200.00
COACHING FEE FOR CLASS IX/X	PER MONTH	2750.00	2987.50	1550.00	3000.00	1828.57	1400.00	500.00	500.00	500.00	1200.00
COACHING CHARGES FOR CLASS 1ST YEAR/INTER (SCIENCE)	PER MONTH	3250.00	3450.00	2200.00	3500.00	2821.43	2300.00	1000.00	800.00	1900.00	1700.00
COACHING CHARGES FOR CLASS 1ST YEAR/INTER (COMMERCE)	PER MONTH	2691.67	3062.50	1900.00	3500.00	2792.86	1300.00	1000.00	800.00	2100.00	1375.00
I.T. TUITION FEES	PER MONTH	1450.00	1487.50	1450.00	3231.25	6066.80	1500.00	4500.00	3900.00	0.00	1550.00
MBA TUITION FEES	PER MONTH	13736.25	13736.25	7250.00	4500.00	15687.50	0.00	7000.00	2000.00	0.00	15000.00
BREAD TANDOORI ST. SIZE	EACH	7.50	7.50	6.50	6.00	6.00	6.00	6.00	6.00	7.00	6.00
COOKED MUTTON (AV. HOTEL)	PLATE	145.83	150.00	155.00	145.00	200.71	120.00	80.00	90.00	82.50	135.00
COOKED BEEF (AV. HOTEL)	PLATE	81.25	83.75	75.00	75.00	78.21	70.00	60.00	60.00	62.50	72.50
COOKED DAL (AV. HOTEL)	PLATE	50.83	56.25	47.50	47.50	50.71	40.00	35.00	35.00	32.50	42.50
CHICKEN BIRYANI FULL/DOUBLE	PLATE	115.00	125.00	135.00	100.00	128.93	130.00	110.00	110.00	115.00	120.00
TEA PREPARED (ORDINARY)	CUP	20.00	20.00	20.00	15.00	15.00	20.00	15.00	15.00	15.00	15.75
HAIRCUT CHARGES FOR MEN	P/CUT	86.25	102.50	75.00	55.00	71.43	80.00	60.00	60.00	50.00	62.50
BEAUTY PORL HAIR STYL CHARGE	P/STY.	341.67	425.00	275.00	375.00	125.71	150.00	350.00	300.00	160.00	212.50
SHAVING CHARGES	PER SHV	49.58	52.50	45.00	40.00	28.93	20.00	40.00	40.00	30.00	32.50
LIPSTICK S.MISS/MEDORA	EACH	110.00	110.00	110.00	110.00	100.00	100.00	110.00	110.00	90.00	100.00
NAIL POLISH S.MISS/MEDORA	EACH	105.00	105.00	105.00	105.00	90.00	95.00	55.00	55.00	52.50	50.00
PERFUME MED.SIZE MEDORA/BROACH	EACH	180.00	180.00	180.00	180.00	170.00	170.00	110.00	110.00	180.00	180.00
HAIR-OIL AMLA/CHAMBELI	BOTTLE	80.00	80.00	110.00	80.00	100.00	100.00	110.00	100.00	100.00	120.00
TOILET SOAP LUX 95 GRAMS	EACH	40.38	40.38	40.38	40.38	40.38	40.38	40.38	40.38	40.38	40.38
TOILET SOAP LIFEBOUY 140 GRM	EACH	36.00	36.00	36.00	36.00	36.00	36.00	36.00	36.00	36.00	36.00
TOILET SOAP SAFEGUARD BATH SIZE	EACH	46.00	46.00	46.00	46.00	46.00	46.00	46.00	46.00	46.00	46.00
TOOTHPASTE MACKLINES 70 GRM	EACH	50.00	50.00	50.00	50.00	50.00	50.00	50.00	50.00	50.00	50.00
TOOTHPAST MED SIZE CLGATE 70 GMS	EACH	56.00	56.00	56.00	56.00	56.00	56.00	56.00	56.00	56.00	56.00
TOOTHBRUSH SHEILD A/PLAUQUE	EACH	22.00	22.00	22.00	22.00	30.00	55.00	50.00	45.00	22.00	60.00
TOOTHPOWDER DENTONIC 90 GRM	EACH	25.00	25.00	25.00	25.00	25.00	25.00	25.00	25.00	25.00	25.00
HAIR-COLOUR BEGIN (6 GMS)	EACH	95.00	95.00	95.00	95.00	95.00	95.00	95.00	95.00	90.00	90.00
HAIR COLOUR (KALAKOLA)	BOTTLE	120.00	120.00	120.00	120.00	120.00	120.00	120.00	120.00	120.00	120.00
FACECREAM PONDS (MEDIUM)	EACH	110.00	110.00	110.00	110.00	110.00	110.00	110.00	110.00	105.00	105.00
TALC POWDER VICE ROAY.B.CAT	EACH	130.00	130.00	130.00	130.00	130.00	120.00	130.00	120.00	120.00	130.00
BLADE TREET ORDINARY 10'S	PKT.	30.00	30.00	30.00	30.00	35.00	32.00	40.00	40.00	30.00	30.00
BLADE 7-O-CLOCK STAIN. 5'S	PKT.	35.00	35.00	35.00	35.00	32.00	30.00	35.00	35.00	30.00	30.00
SHAMPOO SUNSILK/PAINTIN 100 ML	BOTTLE	105.56	105.56	105.56	105.56	105.56	105.56	105.56	105.56	105.56	105.56
BEAUTY CREAM (FAIR & LOVELY)	EACH	60.00	60.00	60.00	60.00	80.00	155.00	155.00	155.00	85.00	65.00
HAIR REMOVING CREAM (EU-CREAM)	TUBE	60.00	60.00	60.00	60.00	60.00	65.00	65.00	65.00	55.00	55.00
GEL MEDIUM SIZE	BOTTLE	102.50	107.50	87.50	127.50	65.00	120.00	65.00	60.00	65.00	95.00
DISPOSABLE RAZOR GILLET-II	EACH	35.00	35.00	35.00	40.00	32.00	40.00	43.00	35.00	35.00	37.50
SHAVING CREAM TOUCH-ME/ADM.	EACH	60.00	60.00	60.00	60.00	55.00	55.00	60.00	60.00	50.00	55.00
GOLD TEZABI 24 CT	10 GM.	43550.00	43550.00	43570.00	43470.00	43800.00	40240.00	43750.00	43750.00	42300.00	43900.00
SILVER TEZABI 24 CT	10 GM.	790.00	790.00	790.00	760.00	706.00	656.00	670.00	700.00	750.00	700.00
ARTIFICIAL JEWELLARY SET	SET	1225.00	1275.00	850.00	625.00	807.14	500.00	800.00	700.00	187.50	575.00
WRIST WATCH GENTS CITIZEN (ORIGINAL) ***	EACH	4900.00	4900.00	3550.00	3750.00	5000.00	3500.00	2500.00	2500.00	2450.00	4750.00
WRIST WATCH LADIES CITIZEN (ORIGINAL) ***	EACH	4900.00	4900.00	3550.00	3750.00	5200.00	3500.00	2500.00	2400.00	2450.00	4750.00
WALL CLOCK QUARTZ AV.QLTY	EACH	520.83	550.00	550.00	275.00	600.00	600.00	487.50	425.00	310.00	450.00
SUITCASE REXIN (24"x16"x6")	EACH	1475.00	1493.75	1250.00	775.00	785.71	1125.00	725.00	775.00	692.50	775.00
TRUNK MEDIUM SIZE ***	EACH	2250.00	2243.75	1975.00	1950.00	1992.86	2000.00	1525.00	1500.00	1325.00	1150.00
PURSE LADIES (LEATHER) AVERAGE QUALITY	EACH	425.00	475.00	375.00	437.50	1021.43	500.00	625.00	600.00	450.00	425.00

7.11 Intercity Consumer Prices February, 2014

Description	Unit	Jhang	Multan	Muzaffargarh	D.G. Khan	Vehari	Sargodha	Mianwali	Bahawalpur	Bahawalnagar	R.Y. Khan
WHEAT	10 KG.	381.25	380.00	380.00	375.00	375.00	387.50	380.00	386.25	377.50	400.00
WHEAT FLOUR FINE/SUPERIOR.	KG.	44.00	43.00	43.00	44.00	42.00	42.50	45.00	44.00	42.50	45.00
WHEAT FLOUR AVG. QLT Y	KG.	40.00	41.50	41.50	41.60	40.50	39.25	40.00	41.50	42.00	42.00
WHEAT FLOUR BAG	10 KG.	392.50	415.00	415.00	416.00	392.50	392.50	400.00	420.00	410.00	410.00
MAIDA	KG.	55.00	50.00	49.00	50.00	50.00	54.00	52.00	55.00	50.00	50.00
SUJI	KG.	50.00	50.00	50.00	50.00	50.00	54.00	52.00	55.00	50.00	50.00
BESAN AV. QLT Y.	KG.	68.00	69.17	72.50	80.00	80.00	72.50	80.00	80.00	75.00	67.50
RICE BASMATI SUP. QLT Y.	KG.	130.00	135.83	137.50	120.00	135.00	135.00	145.00	135.00	140.00	147.50
RICE BASMATI 385/386	KG.	85.00	82.50	87.50	80.00	87.50	85.00	100.00	120.00	80.00	82.50
RICE BASMATI BROKEN AV. QLT Y	KG.	75.00	77.50	77.50	70.00	75.00	65.00	80.00	62.50	52.50	80.00
RICE IRR1-6 (SINDH/PUNJAB)	KG.	40.00	41.00	41.00	40.00	45.00	52.50	60.00	52.50	47.50	40.00
VERMICELLI	KG.	70.00	80.00	80.00	80.00	80.00	70.00	120.00	57.50	80.00	80.00
BREAD PLAIN MEDIUM SIZE	EACH	40.00	45.00	45.00	45.00	40.00	40.00	40.00	45.00	40.00	35.00
RUSK (PAPAY)	KG.	140.00	205.00	190.00	180.00	190.00	180.00	180.00	155.00	190.00	180.00
BISCUITS-PACKED	PKT	35.00	35.00	35.00	35.00	35.00	35.00	35.00	35.00	35.00	35.00
BISCUIT-BAKERY (LOOSE)	250 GM	60.00	90.00	67.50	70.00	75.00	75.00	80.00	80.00	70.00	70.00
CORNFLAKS FAUJI 225 GM.	PKT	166.50	166.50	166.50	166.50	166.50	166.50	166.50	166.50	166.50	166.50
SAMOSAS (VEGETABLE)	EACH	15.00	13.50	12.00	10.00	15.00	17.50	18.00	10.00	20.00	13.00
PASTRY AV. QLT Y.	EACH	25.00	33.33	22.50	30.00	30.00	30.00	30.00	30.00	30.00	25.00
PATTIES (VEGETABLES)	EACH	20.00	25.83	20.00	20.00	15.00	30.00	25.00	20.00	25.00	22.00
NIMCO	250 GM	60.00	67.50	62.50	60.00	70.00	65.00	80.00	60.00	80.00	75.00
CHIPS	250 GM	100.00	70.83	70.00	65.00	60.00	75.00	80.00	70.00	112.50	128.00
BEEF WITH BONE AV. QLT Y.	KG	260.00	275.00	245.00	260.00	250.00	265.00	260.00	265.00	240.00	220.00
MUTTON AV. QLT Y.	KG	500.00	570.00	460.00	550.00	450.00	500.00	500.00	562.50	450.00	450.00
CHICKEN FARM BROILER (LIVE)	KG	160.00	137.50	142.50	140.00	132.50	140.00	145.00	136.00	145.00	142.00
FISH-RAHU MEDIUM SIZE	KG	300.00	253.33	270.00	240.00	290.00	220.00	300.00	275.00	250.00	325.00
MILK FRESH (UNBOILED)	LTR.	60.00	70.83	67.50	70.00	57.50	60.00	60.00	60.00	60.00	60.00
CURD	KG.	70.00	80.00	75.00	80.00	67.50	67.50	80.00	65.00	70.00	70.00
MILK TETRA PACK 1/2 LTR.	PKT.	50.00	50.00	50.00	50.00	50.00	50.00	50.00	50.00	50.00	50.00
LACTOGEN 400 GRAMS	PKT.	375.00	375.00	375.00	375.00	375.00	375.00	375.00	375.00	375.00	375.00
POWDER MILK NIDO 400GM.	PKT	300.00	325.00	325.00	300.00	325.00	325.00	325.00	325.00	325.00	325.00
MILK POWDER LOOSE/PACKED	KG.	400.00	495.00	500.00	640.00	545.00	500.00	425.00	475.00	550.00	550.00
BUTTER LOCAL PACKED	50 GM.	30.00	25.00	25.00	25.00	25.00	30.00	40.00	35.00	15.00	25.00
EGGS FARM	DOZ	98.00	93.00	97.50	90.00	95.00	94.00	96.00	94.00	90.00	100.00
MUSTARD OIL AV. QLT Y.	KG.	173.00	172.50	180.00	170.00	175.00	190.00	180.00	170.00	170.00	200.00
COOKING OIL (DALDA)	2.5LTR	540.00	540.00	540.00	545.00	540.00	540.00	540.00	540.00	545.00	530.00
COOKING OIL (PAKWAN) OTHER BRAND SPECIFY	2.5 LTR	515.00	540.00	540.00	545.00	540.00	470.00	540.00	535.00	545.00	530.00
VEGETABLE GHEE TIN	2.5KG.	505.00	510.00	510.00	510.00	510.00	510.00	505.00	510.00	510.00	510.00
VEGETABLE GHEE (LOOSE)	KG.	168.00	160.00	160.00	160.00	194.00	155.00	180.00	162.50	152.50	160.00
DATES AV. QLT Y.	KG.	160.00	155.83	162.50	130.00	200.00	150.00	200.00	190.00	185.00	160.00
PISTACHIO AV. QLT Y.	50 GM.	80.00	132.50	137.50	120.00	150.00	145.00	90.00	105.00	120.00	120.00
ALMONDS WHOLE AV. QLT Y.	KG.	480.00	356.67	335.00	400.00	512.50	450.00	400.00	425.00	550.00	580.00
COCONUT DRY AV. QLT Y.	KG.	220.00	235.00	242.50	220.00	230.00	230.00	215.00	272.50	220.00	220.00
RAISINS AV. QLT Y.	50 GM.	20.00	15.50	17.00	15.00	19.00	20.00	20.00	23.00	15.00	16.00
GROUNDNUTS (WITH SHELL)	KG.	160.00	161.67	165.00	120.00	125.00	160.00	200.00	230.00	140.00	190.00
MALTA/MOSAMBI	DOZ	100.00	105.00	105.00	90.00	120.00	75.00	70.00	95.00	100.00	120.00
KINNU	DOZ	80.00	87.50	87.50	60.00	80.00	27.50	60.00	75.00	60.00	80.00
APPLE	KG	100.00	113.33	67.50	60.00	120.00	65.00	100.00	105.00	90.00	95.00
ALOO BUKHARA	KG	0.00	0.00	0.00	0.00	0.00	0.00	0.00	0.00	0.00	0.00
POMEGRANATE (ANNAR)	KG	0.00	0.00	0.00	0.00	0.00	0.00	0.00	0.00	0.00	0.00
GRAPES	KG	0.00	0.00	0.00	0.00	0.00	0.00	0.00	0.00	0.00	0.00
BANANAS	DOZ	50.00	62.50	62.50	50.00	60.00	37.50	60.00	50.00	45.00	40.00
MANGO KALMI	KG	0.00	0.00	0.00	0.00	0.00	0.00	0.00	0.00	0.00	0.00
GUAVA	KG	40.00	61.67	62.50	60.00	50.00	65.00	60.00	65.00	40.00	40.00

Contd.

7.11 Intercity Consumer Prices February, 2014

Description	Unit	Jhang	Multan	Muzaffargarh	D.G. Khan	Vehari	Sargodha	Mianwali	Bahawalpur	Bahawalnagar	R.Y. Khan
WATERMELON (TURBOOZ)	KG	0.00	0.00	0.00	0.00	0.00	0.00	0.00	0.00	0.00	0.00
MUSKMELON (KHARBOOZA)	KG	0.00	0.00	0.00	0.00	0.00	0.00	0.00	0.00	0.00	0.00
SWEETMELON (GARMA)	KG	0.00	0.00	0.00	0.00	0.00	0.00	0.00	0.00	0.00	0.00
PULSE MASOOR (WHOLE)	KG.	100.00	99.17	112.50	100.00	125.00	97.50	150.00	110.00	120.00	100.00
PULSE MASOOR (WASHED)	KG.	132.00	119.00	119.00	110.00	135.00	150.00	180.00	120.00	115.00	110.00
PULSE MOONG (WASHED)	KG.	136.00	137.50	137.50	130.00	145.00	130.00	140.00	140.00	130.00	136.50
PULSE MASH (WASHED)	KG.	120.00	122.50	127.50	130.00	165.00	135.00	130.00	125.00	135.00	125.00
PULSE GRAM	KG.	62.00	70.00	70.00	70.00	72.50	67.50	80.00	77.50	70.00	70.00
GRAM WHOLE BLACK AV.QLTY.	KG.	58.00	67.50	67.50	65.00	62.50	67.50	67.50	70.00	70.00	67.50
GRAM WHOLE YELLOW AV.QLTY	KG.	82.50	103.33	112.50	100.00	105.00	110.00	100.00	130.00	112.50	110.00
BEANS (LAL LOBIA)	KG.	180.00	191.67	190.00	160.00	190.00	170.00	200.00	150.00	160.00	180.00
POTATOES	KG	20.00	26.50	27.50	30.00	25.00	22.50	25.00	25.00	22.50	25.00
ONION	KG	25.00	32.50	32.50	40.00	30.00	32.50	30.00	30.00	30.00	29.00
TURNIP	KG	20.00	18.00	17.50	20.00	15.00	17.50	20.00	17.50	15.00	20.00
RADISH	KG	10.00	18.00	17.50	20.00	15.00	17.50	15.00	17.50	10.00	20.00
TOMATOES	KG	30.00	27.50	37.50	30.00	35.00	37.50	35.00	27.50	45.00	30.00
CABBAGE	KG	20.00	24.17	22.50	20.00	20.00	22.50	25.00	17.50	20.00	20.00
CAULIFLOWER	KG	20.00	22.50	22.50	20.00	20.00	20.00	30.00	22.50	30.00	20.00
BRINJAL	KG	0.00	0.00	0.00	0.00	0.00	0.00	0.00	0.00	0.00	0.00
PUMPKIN	KG	0.00	0.00	0.00	0.00	0.00	0.00	0.00	0.00	0.00	0.00
BOTTLEGOURD	KG	0.00	0.00	0.00	0.00	0.00	0.00	0.00	0.00	0.00	0.00
LADY FINGER	KG	0.00	0.00	0.00	0.00	0.00	0.00	0.00	0.00	0.00	0.00
PEAS	KG	60.00	57.50	62.50	60.00	50.00	60.00	60.00	62.50	50.00	57.50
SPINACH	KG	10.00	17.50	17.50	20.00	13.50	11.00	20.00	12.50	20.00	20.00
TINDA	KG	0.00	0.00	0.00	0.00	0.00	0.00	0.00	0.00	0.00	0.00
TURAI	KG	0.00	0.00	0.00	0.00	0.00	0.00	0.00	0.00	0.00	0.00
KARAILA	KG	0.00	0.00	0.00	0.00	0.00	0.00	0.00	0.00	0.00	0.00
ARVI	KG	0.00	0.00	0.00	0.00	0.00	0.00	0.00	0.00	0.00	0.00
CHILLIES GREEN	KG	100.00	95.83	97.50	60.00	100.00	100.00	110.00	75.00	100.00	80.00
CARROT	KG	15.00	17.50	17.50	20.00	15.00	17.50	15.00	15.50	15.00	20.00
CUCUMBER (KHEERA)	KG	60.00	57.50	57.50	50.00	50.00	45.00	50.00	40.00	60.00	30.00
LEMON	250GM	15.00	17.50	17.50	30.00	25.00	12.50	20.00	15.00	10.00	20.00
SUGAR REFINED	KG.	48.00	50.00	50.00	50.00	50.00	49.50	50.00	50.00	48.00	48.00
GUR AV.QLTY	KG.	60.00	62.50	62.50	60.00	65.00	67.50	80.00	62.50	62.50	60.00
HONEY LANGANESE 500 GM.	BOTTLE	800.00	850.00	350.00	875.00	855.00	790.00	695.00	850.00	850.00	750.00
MILO 200 GM.	BOTTLE	167.00	200.00	180.00	167.00	200.00	200.00	200.00	200.00	200.00	200.00
CUSTARD POWDER RAFHAN 300 GM.	PKT	75.00	70.00	70.00	70.00	70.00	70.00	70.00	75.00	70.00	70.00
TOFFEE (HILAL)	EACH	1.50	1.00	1.00	1.00	2.00	2.00	1.00	1.00	2.00	2.00
CHOWKELATE CANDY (SMALL SIZE)	EACH	5.00	5.00	5.00	5.00	5.00	5.00	5.00	5.00	5.00	5.00
SWEET MEAT (MIXED)	KG	240.00	291.67	270.00	280.00	260.00	240.00	300.00	335.00	280.00	310.00
ICE CREAM WALLS	CUP.	40.00	40.00	40.00	40.00	40.00	40.00	40.00	40.00	40.00	40.00
ICE	KG	5.00	2.50	2.50	6.00	4.50	5.00	2.00	6.50	10.00	7.00
JAM AHMED/MITCHELLES	BOTTLE	120.00	120.00	120.00	125.00	135.00	125.00	120.00	130.00	130.00	130.00
SQUASH-MITCHELLES	BOTTLE	140.00	150.00	150.00	150.00	135.00	150.00	150.00	155.00	150.00	160.00
ROOH AFZA	BOTTLE	135.00	130.00	135.00	130.00	130.00	145.00	140.00	130.00	130.00	145.00
JAM-E-SHIREEN	BOTTLE	145.00	145.00	145.00	145.00	145.00	145.00	145.00	145.00	145.00	145.00
SAUNF	50 GM	15.00	15.67	19.00	10.00	19.00	15.00	15.00	22.00	15.00	15.00
CINAMON LOOSE AV. QLTY	50 GM.	30.00	15.17	17.00	15.00	20.00	27.50	20.00	20.00	20.00	20.00
CUMINSEED WHITE NATIONAL	50 GM.	52.00	52.00	52.00	52.00	52.00	50.00	50.00	52.00	52.00	52.00
PEPPER BLACK NATIONAL	50 GM.	80.00	96.00	96.00	96.00	80.00	80.00	96.00	80.00	80.00	96.00
CLOVES LOOSE AV.QLTY	50 GM.	90.00	88.33	97.50	80.00	95.00	135.00	80.00	105.00	95.00	90.00
CARDAMOM LARGE LOOSE AV.QLTY	50 GM.	110.00	125.83	111.25	130.00	140.00	130.00	120.00	127.50	150.00	120.00
CARDAMOM SMALL AV.QLTY	50 GM.	80.00	84.17	97.50	70.00	130.00	130.00	140.00	115.00	100.00	100.00
SALT-POWDERED (LAHORI) LOOSE	KG.	6.00	9.00	9.00	10.00	11.00	9.00	10.00	10.00	10.00	8.00

7.11 Intercity Consumer Prices February, 2014

Description	Unit	Jhang	Multan	Muzaffargarh	D.G. Khan	Vehari	Sargodha	Mianwali	Bahawalpur	Bahawalnagar	R.Y. Khan
SALT POWDERED (NATIONAL/SHAN)	PKT	20.00	20.00	20.00	20.00	20.00	20.00	20.00	20.00	20.00	20.00
CHILLIES POWD.NATIONAL 200GM	PKT	105.00	105.00	105.00	105.00	105.00	105.00	105.00	105.00	105.00	105.00
CHILLIES POWDER LOOS	KG.	200.00	205.00	230.00	200.00	180.00	220.00	280.00	190.00	240.00	240.00
CORRIANDER SEED POWD.NATIONAL	PKT	78.00	78.00	78.00	78.00	78.00	78.00	78.00	78.00	78.00	78.00
CORRIANDER SEED (LOOSE)	KG.	240.00	255.00	250.00	240.00	240.00	235.00	165.00	245.00	240.00	230.00
TURMERIC POWD.NATIONAL 50GM	PKT.	35.00	35.00	35.00	35.00	35.00	35.00	35.00	35.00	35.00	35.00
CURRY POWD. NATIONAL 200 GM	PKT.	86.00	86.00	86.00	86.00	87.00	87.00	87.00	87.00	86.00	87.00
TOMATO KETCHUP AHMED/MITCHL	BOTTLE	75.00	80.00	80.00	70.00	85.00	67.50	75.00	70.00	80.00	95.00
PICKLES AHMED/MITCHELLES	BOTTLE	90.00	95.00	95.00	90.00	110.00	95.00	105.00	90.00	110.00	110.00
VINEGAR SYNTHETIC (SIRKA)	BOTTLE	80.00	75.00	75.00	80.00	80.00	50.00	60.00	45.00	80.00	80.00
GARLIC	KG	110.00	114.17	117.50	120.00	120.00	110.00	120.00	105.00	120.00	110.00
GINGER	KG	200.00	226.67	225.00	220.00	220.00	210.00	220.00	220.00	220.00	220.00
TAPAL DANEDAR TEA 200GM PACKET	PKT	152.63	131.58	131.58	152.63	131.58	142.11	131.58	131.58	152.63	131.58
TEA LIPTON YELLOW LABEL 200GM.	PKT.	163.16	147.36	147.37	147.37	147.37	147.37	147.37	147.37	147.37	147.37
TEA LOOSE KENYA AV.QLTY 250GM.	PKT.	140.00	121.67	122.50	130.00	140.00	135.00	150.00	155.00	130.00	125.00
COFFEE-NESCAFE 75 GM. **	BOTTLE	330.00	320.00	320.00	330.00	300.00	325.00	320.00	300.00	355.00	355.00
COLD DRINK (STANDARD SIZ)	BOTTLE	20.00	18.00	18.00	20.00	20.00	21.00	20.00	18.00	18.00	25.00
FRUIT JUICE TETRA PACK	PKT.	15.00	15.00	15.00	15.00	15.00	15.00	15.00	15.00	15.00	15.00
MINERAL WATER NESTLE 1.5 LTR	BOTTLE	45.00	45.00	45.00	45.00	45.00	45.00	45.00	45.00	45.00	45.00
CIGARETTES K-2 10'S **	PKT	40.00	36.00	36.00	37.00	38.00	40.00	38.00	36.00	40.00	38.00
CIGARETTES CAPSTAN 10'S **	PKT	40.00	38.00	38.00	40.00	40.00	40.00	40.00	38.00	40.00	40.00
CIGARETTES GOLD LEAF 20'S	PKT	90.00	84.00	84.00	90.00	90.00	90.00	90.00	88.00	90.00	90.00
CIGARETTES MORVEN GOLD 20'S	PKT	40.00	38.00	38.00	40.00	40.00	40.00	40.00	38.00	40.00	40.00
BETEL LEAVES	50GM.	50.00	51.67	55.00	60.00	60.00	50.00	75.00	105.00	50.00	60.00
BETEL NUTS	KG.	340.00	255.00	255.00	225.00	255.00	260.00	290.00	270.00	200.00	220.00
LONG CLOTH 57" GUL AHMED/AL-KARAM	METER	360.00	225.00	225.00	200.00	165.00	200.00	200.00	180.00	260.00	240.00
SHIRTING AV.QLTY.	METER	300.00	200.00	170.00	100.00	155.00	140.00	150.00	115.00	160.00	165.00
PANT CLOTH W & WEAR AV.QLTY	METER	400.00	342.50	342.50	300.00	412.50	425.00	400.00	525.00	550.00	475.00
LAWN PRINTED GUL AHMED/AL-KARAM	METER	325.00	270.00	270.00	225.00	175.00	275.00	200.00	333.00	333.00	333.00
GEORGETTE AV.QLTY	METER	325.00	108.00	105.00	125.00	145.00	175.00	105.00	110.00	190.00	195.00
LINEN AV.QLTY ***	METER	250.00	230.00	210.00	90.00	160.00	135.00	140.00	125.00	220.00	225.00
HEAVY WT SUITING LAWERNCPUR AVG QLTY	METER	1600.00	1200.00	1200.00	1200.00	1200.00	950.00	950.00	1425.00	1500.00	1300.00
HEAVY WT SUITING LAWERNCPUR SUP QLTY	METER	1800.00	1950.00	1950.00	1950.00	1950.00	1200.00	1200.00	2050.00	2000.00	1600.00
TROPICAL SUITING LAW.PUR	METER	1600.00	1200.00	1200.00	700.00	700.00	950.00	950.00	1250.00	1400.00	1100.00
PANT BOY 24"/26" LENGTH.	EACH	550.00	380.00	365.00	350.00	425.00	400.00	350.00	462.50	550.00	400.00
SHIRT BOY 24"/26" LENGTH	EACH	450.00	310.00	290.00	250.00	275.00	275.00	255.00	387.50	400.00	350.00
SCHOOL UNI. PANT,SHIRT BOYS	SUIT	700.00	575.00	525.00	500.00	412.50	462.50	600.00	725.00	750.00	750.00
SCHOOL UNI. KAMEEZ,SHAL.BOYS	SUIT	750.00	516.67	675.00	550.00	412.50	550.00	600.00	725.00	750.00	700.00
SCHOOL UNI. KAMEEZ,SHAL.GIRL	SUIT	700.00	518.00	675.00	550.00	412.50	530.00	650.00	687.50	750.00	750.00
FROCK W/WEAR GIRLS	EACH	1200.00	1200.00	1450.00	700.00	525.00	925.00	1000.00	1850.00	1300.00	990.00
AWAMI-SUIT W & W(BOY) 24"/26	SUIT	1100.00	708.33	725.00	700.00	587.50	750.00	1200.00	775.00	1400.00	1000.00
AWAMI-SUIT W&W (GENTS)AV.QLTY	SUIT	1350.00	893.75	1225.00	1200.00	1150.00	1750.00	1200.00	1150.00	1500.00	1385.00
PULLOVER GENTS OXFORD/BON.	EACH	2880.00	2830.00	2830.00	2600.00	3275.00	3400.00	2300.00	2550.00	2880.00	2880.00
PULLOVER LADIES OXFORD/BON.	EACH	2300.00	2450.00	2450.00	2500.00	3275.00	2500.00	2300.00	2380.00	2795.00	2795.00
PULLOVER (GENTS) OTHERS A.QTY	EACH	600.00	941.67	825.00	500.00	575.00	875.00	800.00	950.00	1400.00	800.00
SECOND-HAND COAT FOR MEN	EACH	500.00	375.00	375.00	200.00	250.00	150.00	420.00	1000.00	500.00	425.00
SECONDHAND SWEETER FOR MEN DUP QLTY	EACH	150.00	212.50	175.00	50.00	95.00	150.00	150.00	425.00	200.00	175.00
SECONDHAND WINTER JACKET	EACH	500.00	265.00	262.50	150.00	212.50	250.00	300.00	650.00	400.00	325.00
UNDERWEAR AV.QLTY MEDIUM SIZE	EACH	100.00	141.67	145.00	120.00	87.50	90.00	150.00	110.00	200.00	200.00
VEST FOR MEN AV.QLTY.	EACH	120.00	120.00	145.00	100.00	115.00	110.00	150.00	182.50	200.00	200.00
VEST/SHAMEEZ (WOMEN) AVG. QLTY	EACH	120.00	159.17	135.00	150.00	95.00	90.00	135.00	162.50	200.00	150.00
SOCKS NYLON (PAKISTANI)	PAIR	70.00	92.50	82.50	80.00	77.50	110.00	100.00	115.00	100.00	95.00
BRASSIER AV.QLTY.	EACH	150.00	149.17	90.00	120.00	95.00	100.00	200.00	160.00	210.00	210.00
BRASSIER SUP QLTY	EACH	490.00	310.00	210.00	250.00	225.00	405.00	405.00	387.50	550.00	595.00

Contd.

7.11 Intercity Consumer Prices February, 2014

Description	Unit	Jhang	Multan	Muzaffargarh	D.G. Khan	Vehari	Sargodha	Mianwali	Bahawalpur	Bahawalnagar	R.Y. Khan
DOPATTA GEORGETTE AV.QLTY.	EACH	400.00	195.00	200.00	250.00	325.00	225.00	200.00	300.00	400.00	400.00
DOPATTA COTTON AV GLTY	EACH	200.00	195.00	190.00	250.00	195.00	225.00	180.00	312.50	400.00	250.00
CHADDAR (WWEAR) (2x2.5 MTR)	EACH	500.00	375.00	475.00	350.00	375.00	350.00	300.00	425.00	650.00	450.00
LUNGI/DHOTI(COTTON) AVG. QLTY	EACH	300.00	208.33	235.00	275.00	245.00	250.00	275.00	287.50	400.00	300.00
HANDKERCHIEF AVG. QLTY PAK	EACH	30.00	40.00	42.50	40.00	30.00	35.00	30.00	32.50	50.00	35.00
HANDKERCHIEF SUP. QLTY PAK	EACH	60.00	52.50	52.50	60.00	60.00	50.00	60.00	72.50	70.00	60.00
GLOVES AV QLTY	PAIR	60.00	96.67	95.00	150.00	72.50	90.00	115.00	115.00	100.00	95.00
AZARBAND COTTON AVG. QLTY	EACH	15.00	13.00	13.50	15.00	15.00	17.50	15.00	13.50	15.00	15.00
SEWING THREAD/REEL(ASLI PARI)	EACH	7.00	7.00	10.00	5.00	12.00	6.50	6.00	5.00	6.00	6.00
WASHING CHARGES PAINT & SHIRT	SUIT	100.00	123.33	100.00	50.00	110.00	90.00	120.00	115.00	70.00	70.00
DRY CLEANING SUIT COAT PANT	SUIT	320.00	273.33	250.00	250.00	325.00	300.00	350.00	487.50	350.00	250.00
WASHING CH. (KAMIZ-SHALWAR)	PAIR	70.00	73.33	70.00	50.00	80.00	70.00	60.00	85.00	60.00	60.00
TAILORING SHIRT	EACH	300.00	358.33	275.00	300.00	325.00	350.00	300.00	425.00	300.00	400.00
TAILORING CHARGES PANT (MEN)	EACH	500.00	468.75	375.00	450.00	512.50	550.00	400.00	475.00	500.00	450.00
TAILORING COAT-PANT SUIT	SUIT	3500.00	3450.00	3350.00	3000.00	3650.00	3000.00	3050.00	4900.00	4000.00	4000.00
TAILORING AWAMI-SUIT (MALE)	SUIT	450.00	475.00	375.00	400.00	425.00	400.00	450.00	475.00	400.00	550.00
TAILORING SUIT FEMALE	SUIT	450.00	333.33	300.00	275.00	337.50	425.00	300.00	475.00	350.00	475.00
GENTS SHOES PAUL BATA	PAIR	1199.00	1199.00	1199.00	1199.00	1199.00	1199.00	1199.00	1199.00	1199.00	1199.00
GENTS SANDAL BATA	PAIR	699.00	699.00	699.00	699.00	699.00	699.00	699.00	699.00	699.00	699.00
GENTS SPOUNG CHAPPAL BATA	PAIR	179.00	179.00	179.00	179.00	179.00	179.00	179.00	179.00	179.00	179.00
LADIES SANDAL BATA	PAIR	499.00	499.00	499.00	499.00	499.00	499.00	499.00	499.00	499.00	499.00
LADIES SPOUNG CHAPPAL BATA	PAIR	179.00	179.00	179.00	179.00	179.00	179.00	179.00	179.00	179.00	179.00
CHILD SHOE POWER LITE BATA	PAIR	599.00	599.00	599.00	599.00	599.00	599.00	599.00	599.00	599.00	599.00
GENTS SHOE, ART 1109 SERVICE	PAIR	999.00	999.00	999.00	999.00	999.00	999.00	999.00	999.00	999.00	999.00
NYLON JOGGER 27 SIZE 2-5 ***	PAIR	1299.00	1299.00	1299.00	1299.00	1299.00	1299.00	1299.00	1299.00	1299.00	1299.00
CHINA FOOT WEAR AV. QLTY (MALE) *	PAIR	800.00	516.67	525.00	400.00	675.00	550.00	400.00	1050.00	500.00	500.00
CHINA FOOT WEAR AV. QLTY (FEMALE) *	PAIR	700.00	325.00	325.00	300.00	325.00	450.00	400.00	1050.00	400.00	400.00
CHINA FOOT WEAR AV. QLTY (CHILDREN) *	PAIR	500.00	275.00	225.00	250.00	262.50	375.00	400.00	825.00	400.00	400.00
SHOE REPAIR HALF SOLE	PAIR	100.00	105.00	72.50	50.00	55.00	150.00	80.00	110.00	80.00	80.00
SHOES POLISH CHARGES AVERAGE SHOP	PAIR	20.00	17.50	17.50	20.00	15.00	17.50	15.00	17.50	20.00	20.00
HOUSE RENT (combined)	MONTH	4164.00	5975.00	4208.00	3569.00	4239.00	5386.00	3267.00	6637.00	4057.00	3407.00
rent 2	pm	4164.00	5975.00	4208.00	3569.00	4239.00	5386.00	3267.00	6637.00	4057.00	3407.00
RENT3	PM	4164.00	5975.00	4208.00	3569.00	4239.00	5386.00	3267.00	6637.00	4057.00	3407.00
RENT4	PM	4164.00	5975.00	4208.00	3569.00	4239.00	5386.00	3267.00	6637.00	4057.00	3407.00
RENT5	PM	4164.00	5975.00	4208.00	3569.00	4239.00	5386.00	3267.00	6637.00	4057.00	3407.00
RENT6	PM	4164.00	5975.00	4208.00	3569.00	4239.00	5386.00	3267.00	6637.00	4057.00	3407.00
SYNTHETIC ENEMAL ROBIALAC BALTI 3.64 LTR.	EACH	1850.00	1965.00	1965.00	1582.00	1964.00	1947.74	1620.00	1964.00	1947.74	1947.74
SYNTHETIC ENEMAL ICI BALTI 3.64 LTR.	EACH	1850.00	1965.00	1965.00	1680.00	2015.00	1938.84	1897.00	1990.00	2015.00	2015.00
CEMENT (LOCAL) SPECIFY BRAND NAME	BAG	515.00	505.00	510.00	500.00	497.50	497.50	500.00	507.50	495.00	495.00
BRICKS (NEW) 1ST CLASS	P/1000	6000.00	5300.00	5000.00	4550.00	4500.00	5900.00	4800.00	4900.00	3900.00	5500.00
CEMENT BLOCKS (6"x8"x12")	P/100	0.00	0.00	0.00	0.00	0.00	0.00	0.00	0.00	0.00	0.00
BAJREE	100CFT	3600.00	4800.00	3100.00	2500.00	4900.00	2900.00	2500.00	4800.00	5500.00	5500.00
SAND (BLACK PIT SAND)	K100CFT	2300.00	1800.00	1600.00	1800.00	1400.00	1550.00	1800.00	2000.00	2000.00	1600.00
TIMBER SHESHAM LOG 1ST QUALITY	cubmt.	38846.00	71000.00	52965.00	52900.00	42377.00	63566.00	42377.00	40612.00	56496.00	56494.00
IRON BAR (M.S. BAR) 1/2"	P/TON	75000.00	73500.00	72500.00	73000.00	81750.00	73000.00	77000.00	81625.00	76000.00	72500.00
CARPANTER WAGE RATE	P/DAY	800.00	725.00	625.00	700.00	575.00	550.00	800.00	575.00	600.00	650.00
MASON (RAJ) WAGE RATE	P/DAY	800.00	700.00	675.00	700.00	600.00	675.00	800.00	625.00	600.00	650.00
UNSKILLED LABOUR WAGE RATE	P/DAY	400.00	400.00	375.00	350.00	350.00	375.00	400.00	375.00	350.00	350.00
PLUMBER WAGE RSTE	P/DAY	800.00	725.00	675.00	700.00	575.00	575.00	800.00	575.00	600.00	650.00
ELECTICIAN WAGE RATE PER DAY **	P/DAY	800.00	0.00	0.00	0.00	575.00	0.00	800.00	0.00	500.00	0.00
ELECTICIAN WAGE RATE PER POINT **	P/PNT	85.00	90.00	70.00	60.00	70.00	110.00	100.00	95.00	100.00	70.00
WATER CHARGES PER HOUSE	P/MONTH	60.00	100.00	0.00	75.00	50.00	25.00	65.00	60.00	40.00	50.00
ELECT.CHARGES UPTO 50 UNITS	P/UNIT	2.00	2.00	2.00	2.00	2.00	2.00	2.00	2.00	2.00	2.00
ELECT.CHARGES 01 - 100 UNIT	P/UNIT	5.79	5.79	5.79	5.79	5.79	5.79	5.79	5.79	5.79	5.79

Contd.

7.11 Intercity Consumer Prices February, 2014

Description	Unit	Jhang	Multan	Muzaffargarh	D.G. Khan	Vehari	Sargodha	Mianwali	Bahawalpur	Bahawalnagar	R.Y. Khan
LOTA PLASTIC (MED SIZE) AVERAGE QUALITY	EACH	50.00	46.67	47.50	50.00	52.50	45.00	60.00	55.00	80.00	50.00
PRESURE COOKER 4 LTR.	EACH	1540.00	1650.00	1650.00	1000.00	1575.00	1200.00	1225.00	2100.00	1540.00	1540.00
WATER COOLER 9/10 LTR.PLASTIC ***	EACH	700.00	513.13	525.00	600.00	425.00	675.00	700.00	925.00	600.00	480.00
THERMOS STARVAC 1 LTR	EACH	500.00	395.00	390.00	370.00	462.50	450.00	400.00	600.00	450.00	240.00
BULB PHILIPS 100-WATTS	EACH	30.00	30.00	30.00	30.00	30.00	27.50	25.00	30.00	25.00	27.50
TUBE LIGHT PHILIPS 40 WATTS	EACH	95.00	100.00	100.00	95.00	100.00	100.00	100.00	100.00	100.00	100.00
ELECTRIC BLUBS "0" WATTE LOCAL	EACH	20.00	20.00	20.00	20.00	20.00	20.00	20.00	20.00	25.00	22.50
ELECTRIC BLUB ENERGY SAVER 14 WATTS	EACH	140.00	165.00	165.00	160.00	170.00	155.00	150.00	175.00	165.00	162.50
WASHING SOAP 250 GMS SPECIFY BRAND NAME	EACH	20.00	22.00	20.00	25.00	39.00	38.00	35.00	40.00	40.00	40.00
SURF EXCEL 400 GMS POLY BAG	EACH	125.00	125.00	125.00	125.00	125.00	125.00	125.00	125.00	125.00	125.00
WASHING POWDER 1000 GRM	EACH	185.00	185.00	185.00	180.00	180.00	180.00	180.00	185.00	185.00	180.00
WASHING POWDER (WHEEL/ BONUS) 100 GRAMS	EACH	90.00	90.00	90.00	90.00	90.00	90.00	95.00	90.00	90.00	90.00
CLEANSER POWDER VIM 1000 GM	PKT.	66.67	72.22	72.22	72.22	72.22	66.67	72.22	66.67	66.67	72.22
FINIS 500 ML	BOTTLE	185.00	185.00	185.00	165.00	150.00	195.00	155.00	150.00	175.00	175.00
PHNYLE TYPHONE/FINIS/CARRANITE 3 LITRES	BOTTLE	125.00	140.00	140.00	150.00	145.00	145.00	165.00	150.00	140.00	140.00
HARPIC	BOTTLE	125.00	125.00	125.00	125.00	125.00	125.00	125.00	125.00	125.00	125.00
BOOT POLISH CHERRY/KIWI 50ML	EACH	80.00	80.00	80.00	80.00	80.00	80.00	80.00	80.00	80.00	80.00
ROBIN BLUE (35 GRAMS)	PKT.	45.00	45.00	45.00	45.00	45.00	40.00	25.00	45.00	40.00	45.00
TISSU PAPER PERFUMED 100 PCS.	PKT	90.00	90.00	90.00	90.00	90.00	120.00	110.00	90.00	110.00	90.00
TOILET PAPER ROLL (R.PETEL)	P/ROLL	35.00	35.00	35.00	35.00	35.00	35.00	35.00	35.00	35.00	35.00
BOOT POLISH LIQUID CHEERY BLOSSOM KIWI 75 ML	BOTTLE	135.00	135.00	135.00	135.00	135.00	120.00	120.00	120.00	120.00	135.00
MATCH BOX SMALL	EACH	2.00	1.50	1.50	2.00	2.00	1.50	2.00	2.00	2.00	2.00
DRY CELL 1.5 VOLT.(LOCAL)	EACH	23.00	20.00	20.00	20.00	25.00	22.50	20.00	20.00	25.00	20.00
HAND STITCHING NEEDLE M.SIZE	PACKET	10.00	10.00	10.00	5.00	6.00	10.00	9.00	5.50	6.00	6.00
SEWING MACHINE NEEDLE (SINGER)	EACH	6.00	8.60	8.60	5.00	5.00	5.00	5.00	5.00	8.50	8.50
HOUSEHOLD SERVANT FEMALE P/T	P/MNTH	2200.00	1500.00	1200.00	1000.00	1350.00	2750.00	2000.00	1700.00	1800.00	1000.00
MARRIAGE HALL WITH FURNITURE	P/HEAD	150.00	84.17	72.50	115.00	95.00	140.00	60.00	90.00	105.00	70.00
SEPTRAN TABLETS	10TAB.	15.00	15.00	15.00	15.00	15.00	15.00	15.00	15.00	15.00	15.00
BRUFEN TABS 200-MG.	10TAB.	10.00	10.00	10.00	10.00	10.00	10.00	10.00	10.00	10.00	10.00
PANADOL TAB. EXTRA/PLAIN	10TAB.	10.00	10.00	10.00	10.00	10.00	10.00	10.00	10.00	10.00	10.00
DISPRIN TAB.	10TAB.	10.00	10.00	10.00	10.00	10.00	10.00	10.00	10.00	10.00	10.00
TRISIL TAB.	10 TAB	10.00	10.00	10.00	10.00	10.00	10.00	10.00	10.00	10.00	10.00
FLAGYL TAB. 200 MG.	10TAB.	10.00	10.00	10.00	10.00	10.00	10.00	10.00	10.00	10.00	10.00
VENTOLIN TAB. 2MG.	10TAB.	9.00	9.00	9.00	9.00	9.00	9.00	9.00	9.00	9.00	9.00
DAONIL TAB. 5 MG.	10TAB.	15.00	15.00	15.00	15.00	15.00	15.00	15.00	15.00	15.00	15.00
ENTOX TAB.	10TAB.	10.00	10.00	10.00	10.00	10.00	10.00	10.00	10.00	10.00	10.00
RENITEC TAB. 5 MG.	10TAB.	51.00	51.00	51.00	51.00	51.00	51.00	51.00	51.00	51.00	51.00
CAC. 1000 TAB	BOTTLE	122.00	122.00	122.00	122.00	122.00	122.00	122.00	122.00	122.00	122.00
AMOXIL CAPSOLE 250 MG.S	10CAP.	31.00	31.00	31.00	31.00	31.00	31.00	31.00	31.00	31.00	31.00
CALCIUM SYRUP SANDOZ	BOTTLE	64.00	64.00	64.00	64.00	64.00	64.00	64.00	64.00	64.00	64.00
LEDERPLEX SYRUP	BOTTLE	35.00	35.00	35.00	35.00	35.00	35.00	35.00	35.00	35.00	35.00
SANCOS SYRUP (50 ML.)	BOTTLE	30.00	30.00	30.00	30.00	30.00	30.00	30.00	30.00	30.00	30.00
PHENERGAN SYRUP 120 ML.	BOTTLE	33.00	33.00	33.00	33.00	33.00	33.00	33.00	33.00	33.00	33.00
CALPOL SYRUP 60 ML.	BOTTLE	25.00	25.00	25.00	25.00	25.00	25.00	25.00	25.00	25.00	25.00
HYDRYLLIN SYRUP 120 ML.	BOTTLE	59.00	59.00	59.00	59.00	59.00	59.00	59.00	59.00	59.00	59.00
POLYFAX EYE OINTMENT	TUBE	21.00	21.00	21.00	21.00	21.00	21.00	21.00	21.00	21.00	21.00
BETNESOL EYE DROPS	BOTTLE	30.00	30.00	30.00	30.00	30.00	30.00	30.00	30.00	30.00	30.00
EAR DROPS (CARDISPORINE) ***	BOTTLE	21.00	21.00	21.00	21.00	21.00	21.00	21.00	21.00	21.00	21.00
BETNOVATE-N OINTMENT 5 GMS	TUBE	16.00	16.00	16.00	16.00	16.00	16.00	16.00	16.00	16.00	16.00
BURNOL CREAM 30 GRM	TUBE	16.00	16.00	16.00	16.00	16.00	16.00	16.00	16.00	16.00	16.00
VICKS VAPORUB/BALM	BOTTLE	36.00	36.00	36.00	36.00	36.00	36.00	36.00	36.00	36.00	36.00
GLYCRINE SMALL BOTTLE	BOTTLE	30.00	18.00	18.00	20.00	15.00	18.00	25.00	21.50	25.00	20.00
JOUHAR JOSHANDA	PKT.	6.00	6.00	6.00	6.00	6.00	6.00	6.00	6.00	6.00	6.00
GALXOS-D (450 GRMS)	PKT.	151.88	151.88	151.88	151.88	151.88	151.88	151.88	151.88	151.88	151.88

Contd.

7.11 Intercity Consumer Prices February, 2014

Description	Unit	Jhang	Multan	Muzaffargarh	D.G. Khan	Vehari	Sargodha	Mianwali	Bahawalpur	Bahawalnagar	R.Y. Khan
GRUPE-WATER WOODWARDS	BOTTLE	50.00	50.00	50.00	50.00	50.00	50.00	50.00	50.00	50.00	50.00
SANIPLAST ONE PUTTY	EACH	2.00	1.40	1.40	1.40	2.00	2.00	2.00	2.00	1.50	1.50
O.R.S. (NIMCOL)	PKT.	15.00	15.00	15.00	15.00	15.00	15.00	15.00	15.00	15.00	15.00
DET TOL (MEDIUM)	BOTTLE	46.80	46.80	46.80	46.80	46.80	46.80	46.80	46.80	46.80	46.80
COTTON BANDAGE 2" - 4"	EACH	8.25	7.00	10.00	7.00	8.00	5.00	10.00	8.00	8.00	8.00
THERMOMETER CHINA	EACH	35.00	42.50	50.00	40.00	45.00	45.00	45.00	45.00	40.00	40.00
DOCTOR (MBBS) CLINIC FEE	P/PAT.	300.00	100.00	100.00	100.00	100.00	150.00	300.00	200.00	200.00	250.00
URINE TEST (DR) CHARGES	P/TEST	60.00	71.25	55.00	70.00	50.00	45.00	60.00	90.00	60.00	60.00
BLOOD TEST (CP) CHARGES	P/TEST	250.00	291.67	225.00	200.00	237.50	150.00	210.00	225.00	120.00	100.00
SUGAR TEST (RANDOM/FASTING BOTH) CHARGES	P/TEST	120.00	125.00	100.00	115.00	90.00	90.00	120.00	120.00	100.00	150.00
ECG CHARGES	P/TEST	200.00	300.00	110.00	200.00	150.00	225.00	225.00	175.00	150.00	150.00
X-RAY (CHEST) CHARGES	P/X-RAY	300.00	250.00	185.00	300.00	200.00	275.00	300.00	200.00	200.00	200.00
CAR SUZUKI 800 CC (W/O. A/C)	EACH	0.00	625000.00	0.00	610000.00	670000.00	615000.00	625000.00	639000.00	680000.00	640000.00
CAR SUZUKI 1000 CC	EACH	0.00	1044000.00	0.00	1050000.00	1070000.00	1050000.00	0.00	1059000.00	1075000.00	1070000.00
CAR TOYOTA 1300 CC	EACH	1705000.00	1610500.00	0.00	0.00	0.00	1589500.00	0.00	1608000.00	1620000.00	1620000.00
CAR HONDA CIVIC	EACH	0.00	2062000.00	0.00	0.00	0.00	2057000.00	0.00	0.00	2150000.00	2150000.00
MOTORCYCLE HONDA CD-70.	EACH	69000.00	69900.00	69900.00	69900.00	69500.00	69500.00	69000.00	69900.00	69000.00	69900.00
MOTORCYCLE YAMAHA 100CC.	EACH	79300.00	80000.00	80000.00	79300.00	79500.00	79500.00	79500.00	80500.00	85000.00	85000.00
MOTOR CYCLE HERO 70 CC	EACH	45000.00	47500.00	0.00	44000.00	43000.00	42500.00	44500.00	44000.00	48500.00	48500.00
BICYCLE WITH TYRES & TUBES	EACH	8200.00	7500.00	7500.00	7000.00	7550.00	7250.00	7000.00	7350.00	7500.00	7500.00
TYRE CAR WITH TUBE GENERAL	EACH	4200.00	2800.00	2900.00	2700.00	3400.00	3750.00	3000.00	3600.00	3000.00	2950.00
TYRE MOTOR CYCLE WITHOUT TUBE	EACH	1250.00	970.00	970.00	850.00	1150.00	1150.00	1200.00	1283.00	1270.00	1230.00
TYRE CYCLE SPECIFY BRAND NAME	EACH	360.00	365.00	370.00	320.00	372.50	400.00	350.00	350.00	350.00	360.00
TYRE CAR W/O TUBE	EACH	3500.00	2800.00	0.00	2700.00	2965.00	3250.00	2625.00	4000.00	2800.00	2950.00
PETROL SUPER	LITRE	112.76	112.76	112.76	112.76	112.76	112.76	112.76	112.76	112.76	112.76
HIGH SPEED DIESEL HSD	LITRE	116.75	116.75	116.75	116.75	116.75	116.75	116.75	116.75	116.75	116.75
CNG	K.G.	0.00	66.14	66.14	0.00	0.00	0.00	0.00	0.00	0.00	66.14
GAS CYLINDER STAND. SIZE	EACH	1450.00	1380.00	1380.00	1400.00	1300.00	1400.00	1500.00	1430.00	1450.00	1375.00
MOTOR CYCLE SERVICE CHARGES	EACH	270.00	230.00	225.00	200.00	175.00	275.00	300.00	225.00	250.00	250.00
CAR SERVICE CHARGES	EACH	250.00	275.00	225.00	200.00	250.00	325.00	400.00	225.00	250.00	250.00
TYRE PUNCTURE CHARGES	EACH	50.00	70.00	65.00	30.00	45.00	50.00	50.00	55.00	80.00	50.00
CYCLE OVERHAULING CHARGES	EACH	400.00	280.83	290.00	250.00	195.00	350.00	350.00	200.00	300.00	150.00
CAR TAX FOR 800CC TO 1300CC	YEARLY	1800.00	1800.00	1800.00	2400.00	1800.00	1800.00	1800.00	1800.00	1800.00	1800.00
TRAIN FARE ECO. 1-100 KM.	P/KM.	0.71	0.71	0.71	0.71	0.71	0.71	0.71	0.71	0.00	0.71
TRAIN FARE ECO. 101-500 KM.	P/KM.	1.02	1.02	1.02	1.02	1.02	1.02	1.02	1.02	0.00	1.02
TRAIN FARE ECO. > 500 KM.	P/KM.	0.93	0.93	0.93	0.93	0.93	0.93	0.93	0.93	0.00	0.93
TRAIN FARE IST SLP. 1-100KM	P/KM.	2.18	2.18	2.18	2.18	2.18	2.18	2.18	2.18	0.00	2.18
TRAIN FARE IST SLP. 101-500 KM	P/KM.	2.69	2.69	2.69	2.69	2.69	2.69	2.69	2.69	0.00	2.69
TRAIN FARE IST SLP. > 500 KM	P/KM.	2.07	2.07	2.07	2.07	2.07	2.07	2.07	2.07	0.00	2.07
TRAIN FARE A/C SLP. 1-100KM.	P/KM.	5.99	5.99	5.99	5.99	5.99	5.99	5.99	5.99	0.00	5.99
TRAIN FARE A/C SLP. 101-500KM	P/KM.	4.77	4.77	4.77	4.77	4.77	4.77	4.77	4.77	0.00	4.77
TRAIN FARE A/C SLP > 500KM.	P/KM.	4.32	4.32	4.32	4.32	4.32	4.32	4.32	4.32	0.00	4.32
PLATEFORM TICKET	EACH	10.00	10.00	10.00	10.00	10.00	10.00	10.00	10.00	0.00	10.00
AUTO RICKSHAW FARES	KM/MIN	40.00	30.00	30.00	80.00	35.00	60.00	75.00	80.00	50.00	50.00
FULL TONGA CHARGES	KM/MIN	80.00	49.38	50.00	56.00	0.00	0.00	75.00	70.00	0.00	0.00
TAXI 4 SEATER FARE	KM/MIN	100.00	100.00	100.00	50.00	50.00	50.00	50.00	60.00	100.00	100.00
BUS FARE MIN (WITHIN CITY)	TICKET	0.00	13.00	0.00	0.00	0.00	15.00	0.00	0.00	0.00	0.00
BUS FARE MAX (WITHIN CIT	TICKET	0.00	26.00	0.00	0.00	0.00	27.50	0.00	0.00	0.00	0.00
BUS FARE OUTSIDE CITY	P/KM.	1.02	1.02	1.02	1.02	1.02	1.02	1.02	1.02	1.02	1.02
A/C BUS FARE OUTSIDE CITY	P/KM.	1.76	1.40	1.40	1.20	1.45	2.00	1.50	1.62	1.80	1.80
MINIBUS FARE MIN.WITH IN CITY	TICKET	0.00	13.00	0.00	0.00	0.00	0.00	0.00	0.00	0.00	0.00
MINIBUS FARE MAX.WITH IN CITY	TICKET	0.00	26.00	0.00	0.00	0.00	0.00	0.00	0.00	0.00	0.00
SUZUKI FARE MIN.WITH IN CITY	TICKET	15.00	13.00	0.00	8.00	0.00	13.50	15.00	10.00	15.00	0.00
SUZUKI FARE MAXIMUM W.IN CITY	TICKET	20.00	26.00	0.00	8.00	0.00	17.50	25.00	20.00	20.00	0.00

Contd.

7.11 Intercity Consumer Prices February, 2014

Description	Unit	Jhang	Multan	Muzaffargarh	D.G. Khan	Vehari	Sargodha	Mianwali	Bahawalpur	Bahawalnagar	R.Y. Khan
AIR FARE ECONOMY CLASS.	P/KM.	0.00	16.41	0.00	0.00	0.00	0.00	0.00	0.00	0.00	0.00
POSTAL ENVELOPE DOMESTIC	EACH	8.00	8.00	8.00	8.00	8.00	8.00	8.00	8.00	8.00	8.00
ENVELOPE FOR SAUDI ARABIA	EACH	50.00	50.00	50.00	50.00	50.00	50.00	50.00	50.00	50.00	50.00
POSTAL REGISTRATION CHARGES	EACH	28.00	28.00	28.00	28.00	28.00	28.00	28.00	28.00	28.00	28.00
U.M.S. REG CHARGES MIN.	EACH	58.00	58.00	58.00	58.00	59.00	58.00	58.00	59.00	58.00	58.00
T.C.S. CH. MIN.WITH IN ZONE	EACH	110.00	110.00	110.00	110.00	110.00	110.00	110.00	110.00	110.00	110.00
TELEPHONE CHARGES LOCAL CALL	P/CALL	3.94	3.94	3.94	3.94	3.94	3.94	3.94	3.94	3.94	3.94
TEL CHARGES OUT SIDE CITY	P/CALL	3.94	3.94	3.94	3.94	3.94	3.94	3.94	3.94	3.94	3.94
INTERNET CHARGES	P/HOUR	40.00	17.50	17.50	20.00	40.00	45.00	45.00	15.00	27.50	27.50
MOBILE CELL CHARGES	P/UNIT	3.00	3.00	4.00	3.00	3.00	3.00	3.00	4.50	2.50	3.06
FAX CHARGES (LOCAL)	P/PAGE	30.00	10.00	15.00	15.00	15.00	20.00	15.00	10.00	17.50	17.50
TELEPHONE SET AV. QLTY	EACH	900.00	775.00	450.00	900.00	975.00	650.00	525.00	1150.00	800.00	650.00
MOBILE SET NOKIA/SONY/ERICSON/SAMSUNG WITHOUT CAMERA	EACH	2700.00	3000.00	3000.00	2600.00	3200.00	2300.00	3000.00	4900.00	3650.00	3650.00
T.V. 20" COLORED WEGA H-A21.	EACH	16900.00	23500.00	23500.00	23500.00	19000.00	22000.00	23250.00	23800.00	18000.00	17500.00
T.V 20" COLOR CHINA/KORIA)	EACH	11900.00	14500.00	15000.00	14900.00	6650.00	6750.00	14250.00	15300.00	14000.00	12000.00
V.C.P. PANASONIC/LGNAT	EACH	0.00	5000.00	0.00	5000.00	0.00	0.00	6500.00	5500.00	5000.00	0.00
DVD/VCD PLAYER PANASONIC/LG	EACH	4000.00	4420.00	4200.00	4000.00	4100.00	0.00	4500.00	4950.00	5000.00	5500.00
RADIO WITH C.PLAYER NATIONAL	EACH	1650.00	3333.33	0.00	3000.00	1500.00	4500.00	3000.00	2100.00	1800.00	1250.00
PERSONNEL COMPUTER (BRANDED)	EACH	45000.00	48200.00	48200.00	35000.00	40000.00	25000.00	38500.00	35000.00	66000.00	50000.00
VID. CASSETTE BLK. TDK/SONY	EACH	0.00	169.17	170.00	130.00	165.00	165.00	150.00	180.00	180.00	100.00
COM. C.D. (TDK/IMMATION)	EACH	40.00	60.00	50.00	60.00	95.00	45.00	30.00	40.00	50.00	35.00
TAPE RECORDER CASSETTE BLANK	EACH	60.00	43.75	42.50	35.00	75.00	50.00	50.00	55.00	50.00	40.00
VIDEO GAME SEGA 16 BYTE	EACH	1250.00	1300.00	0.00	1600.00	1050.00	0.00	1500.00	1650.00	1150.00	1150.00
CINEMA A/C. HIGH CLASS	TICKET	0.00	120.00	0.00	0.00	0.00	100.00	0.00	0.00	0.00	0.00
CINEMA NON-A/C HIGH CLASS	TICKET	50.00	60.00	40.00	35.00	0.00	0.00	0.00	35.00	0.00	30.00
CABLE CHARGES	PER MONTH	300.00	300.00	250.00	350.00	300.00	250.00	250.00	275.00	300.00	250.00
TV.LICENCE FEE DOMESTIC	YEARLY	420.00	420.00	420.00	420.00	420.00	420.00	420.00	420.00	420.00	420.00
ENGLISH BOOK CLASS V1	EACH	75.00	75.00	75.00	75.00	75.00	75.00	75.00	75.00	75.00	75.00
ENGLISH BOOK CLASS IX OR X	EACH	126.00	126.00	126.00	126.00	126.00	126.00	126.00	126.00	126.00	126.00
ENG. BOOK IST.YR COMPLETE SET	EACH	82.00	82.00	82.00	82.00	82.00	82.00	82.00	82.00	82.00	82.00
ENGLISH BOOK BA/B.SC	EACH	178.00	178.00	178.00	178.00	178.00	178.00	178.00	178.00	178.00	178.00
URDU BOOK CLASS V (T.B.BORD)	EACH	68.00	68.00	68.00	68.00	68.00	68.00	68.00	68.00	68.00	68.00
URDU BOOK CLASS IX(X(T.B.B)	EACH	120.00	120.00	120.00	120.00	120.00	120.00	120.00	120.00	120.00	120.00
URDU BOOK IST.YEAR/INTER	EACH	51.00	51.00	51.00	51.00	51.00	51.00	51.00	51.00	51.00	51.00
URDU BOOK BA/B.SC	EACH	140.00	140.00	140.00	140.00	140.00	140.00	140.00	140.00	140.00	140.00
MATHS BOOK CALSS V (T.B.B)	EACH	81.00	81.00	81.00	81.00	81.00	81.00	81.00	81.00	81.00	81.00
MATHS BOOK CLASS IX OR X	EACH	188.00	188.00	188.00	188.00	188.00	188.00	188.00	188.00	188.00	188.00
MATHS BOOK IST.YEAR (T.B.B)	EACH	150.00	150.00	150.00	150.00	150.00	150.00	150.00	150.00	150.00	150.00
PAKISTAN STUDIES BOOK BA/B.SC	EACH	125.00	125.00	125.00	125.00	125.00	125.00	125.00	125.00	125.00	125.00
DAILY "DAWN"	P/COPY	19.00	19.00	19.00	19.00	19.00	19.00	19.00	19.00	19.00	19.00
DAILY "JANG"	P/COPY	12.00	12.00	12.00	12.00	12.00	12.00	12.00	12.00	12.00	12.00
DAILY "NAWA-E-WAQT"	P/COPY	12.00	12.00	12.00	12.00	12.00	12.00	12.00	12.00	12.00	12.00
WEEKLY "AKHBAR-E-JAHAN"	P/COPY	50.00	50.00	50.00	50.00	50.00	50.00	50.00	50.00	50.00	50.00
WEEKLY "MAG"	P/COPY	45.00	45.00	45.00	45.00	45.00	45.00	45.00	45.00	45.00	45.00
MONTHLY "NAUNEHAL DIGEST"	P/COPY	35.00	35.00	35.00	35.00	35.00	35.00	35.00	35.00	35.00	35.00
PAPER FOOLSCAPE (27"x17")	QUIRE	45.00	37.50	32.50	25.00	47.50	50.00	45.00	27.50	35.00	35.00
EXERCISE.BOOK LINED 80/100 PGS	EACH	60.00	32.50	27.50	25.00	37.50	60.00	45.00	65.00	70.00	70.00
PENCILGOLDFISH/DEER	EACH	6.00	6.50	6.00	5.00	6.00	6.00	6.00	5.00	7.00	7.00
PEN INK DOLLOR 57 ML BOTTLE	EACH	20.00	20.00	20.00	20.00	20.00	20.00	20.00	20.00	20.00	20.00
PHOTOSTATE PAPER 70 GM	PRT	320.00	268.33	320.00	340.00	295.00	365.00	310.00	280.00	350.00	350.00
BALL PEN (local)	EACH	6.00	5.45	6.00	5.00	5.00	7.00	6.00	5.00	8.00	7.00
FOUNTAIN PEN HERO/WINGS/CHINA	EACH	50.00	45.00	37.50	35.00	40.00	47.50	40.00	40.00	50.00	50.00
PRIVATE SCHOOL FEE ENGLISH MEDIUM AVERAGE STANDARD (CLASS I)	PER MONTH	1075.00	1233.33	562.50	1100.00	932.50	800.00	700.00	2552.50	850.00	900.00
PRIVATE SCHOOL FEE ENGLISH MEDIUM AVERAGE STANDARD (CLASS V)	PER MONTH	1075.00	1283.33	700.00	1200.00	932.50	1100.00	1000.00	2552.50	1075.00	1200.00

Contd.

7.11 Intercity Consumer Prices February, 2014

Description	Unit	Karachi	Hyder- abad	Nawab- shah	Mirpur- khas	Mithi	Sukkar	Larkana	Dadu	Pesha- war	Mardan
WHEAT	10 KG.	390.00	385.00	410.00	400.00	400.00	400.00	375.00	370.00	420.00	420.00
WHEAT FLOUR FINE/SUPERIOR.	KG.	52.00	49.00	45.00	48.00	48.00	45.00	42.00	45.00	53.00	48.00
WHEAT FLOUR AVG. QLTY	KG.	48.00	46.25	44.00	44.00	44.00	43.50	42.00	42.00	47.00	44.00
WHEAT FLOUR BAG	10 KG.	480.00	462.50	440.00	440.00	440.00	435.00	417.50	420.00	443.33	430.00
MAIDA	KG.	60.00	49.38	50.00	48.00	55.00	47.50	46.50	48.00	54.50	55.00
SUJI	KG.	60.00	49.38	60.00	48.00	55.00	50.00	50.00	50.00	56.17	57.50
BESAN AV. QLTY.	KG.	83.08	82.50	100.00	80.00	82.00	85.00	100.00	80.00	80.00	70.00
RICE BASMATI SUP. QLTY.	KG.	153.08	130.00	150.00	132.00	140.00	150.00	140.00	130.00	141.67	145.00
RICE BASMATI 385/386	KG.	93.08	76.88	75.00	80.00	80.00	85.00	75.00	90.00	121.67	120.00
RICE BASMATI BROKEN AV.QLTY	KG.	81.54	71.25	70.00	54.00	75.00	75.00	80.00	40.00	78.33	77.50
RICE IRRI-6 (SINDH/PUNJAB)	KG.	56.54	50.00	42.00	40.00	42.00	51.25	32.50	40.00	48.50	47.50
VERMICELLI	KG.	76.54	80.00	85.00	85.00	85.00	75.00	67.50	70.00	73.75	80.00
BREAD PLAIN MEDIUM SIZE	EACH	45.00	40.00	48.00	35.00	35.00	50.00	38.00	40.00	35.00	35.00
RUSK (PAPAY)	KG.	180.00	147.50	200.00	140.00	150.00	200.00	200.00	200.00	160.00	175.00
BISCUITS-PACKED	PKT	35.00	35.00	35.00	35.00	35.00	35.00	35.00	35.00	35.00	35.00
BISCUIT-BAKERY (LOOSE)	250 GM	71.54	60.00	90.00	50.00	50.00	60.00	100.00	50.00	60.00	52.50
CORNFLAKS FAUJI 225 GM.	PKT	153.00	166.50	166.50	153.00	153.00	153.00	153.00	166.50	153.00	153.00
SAMOSAS (VEGATABLE)	EACH	10.00	10.00	6.00	7.00	6.00	10.00	12.00	15.00	6.42	7.00
PASTRY AV.QLTY.	EACH	14.62	15.75	20.00	12.00	10.00	12.50	32.50	20.00	22.50	20.00
PATTIES (VEGATABLES)	EACH	12.00	10.50	9.00	10.00	10.00	12.50	18.00	10.00	21.67	21.00
NIMCO	250 GM	81.54	52.50	90.00	55.00	55.00	70.00	60.00	50.00	53.33	55.00
CHIPS	250 GM	91.54	70.00	90.00	55.00	55.00	75.00	80.00	60.00	49.17	45.00
BEEF WITH BONE AV.QLTY.	KG	329.23	292.50	350.00	240.00	0.00	290.00	280.00	280.00	270.00	260.00
MUTTON AV.QLTY.	KG	612.31	550.00	500.00	550.00	500.00	510.00	565.00	500.00	563.33	510.00
CHICKEN FARM BROILER (LIVE)	KG	173.08	160.00	170.00	138.00	153.00	190.00	155.00	170.00	154.00	170.00
FISH-RAHU MEDIUM SIZE	KG	300.00	300.00	350.00	275.00	300.00	325.00	275.00	280.00	250.00	215.00
MILK FRESH (UNBOILED)	LTR.	78.00	74.00	80.00	70.00	60.00	70.00	80.00	75.00	60.00	70.00
CURD	KG.	108.62	97.00	100.00	80.00	78.00	80.00	95.00	100.00	70.00	80.00
MILK TETRA PACK 1/2 LTR.	PKT.	50.00	50.00	50.00	50.00	50.00	50.00	50.00	50.00	50.00	50.00
LACTOGEN 400 GRAMS	PKT.	375.00	375.00	370.00	370.00	370.00	375.00	370.00	375.00	375.00	375.00
POWDER MILK NIDO 400GM.	PKT	325.00	325.00	300.00	325.00	325.00	325.00	325.00	325.00	325.00	325.00
MILK POWDER LOOSE/PACKED	KG.	543.08	562.50	510.00	480.00	480.00	480.00	450.00	365.00	590.00	520.00
BUTTER LOCAL PACKED	50 GM.	24.00	23.00	40.00	25.00	25.00	27.50	30.00	30.00	25.00	25.00
EGGS FARM	DOZ	98.62	105.00	105.00	95.00	115.00	102.00	105.00	100.00	100.00	100.00
MUSTARD OIL AV.QLTY.	KG.	173.08	160.00	170.00	148.00	152.00	148.00	200.00	160.00	218.33	200.00
COOKING OIL (DALDA)	2.5LTR	535.00	545.00	530.00	550.00	550.00	545.00	530.00	520.00	535.00	530.00
COOKING OIL (PAKWAN) OTHER BRAND SPECIFY	2.5 LTR	525.00	545.00	530.00	540.00	540.00	545.00	530.00	520.00	440.00	440.00
VEGETABLE GHEE TIN	2.5KG.	520.00	505.00	505.00	505.00	505.00	525.00	520.00	520.00	505.00	505.00
VEGETABLE GHEE (LOOSE)	KG.	160.00	160.00	162.00	180.00	180.00	160.00	145.00	140.00	168.33	170.00
DATES AV.QLTY.	KG.	212.31	150.00	150.00	100.00	110.00	175.00	380.00	200.00	173.33	170.00
PISTACHIO AV.QLTY.	50 GM.	86.15	133.75	100.00	90.00	95.00	120.00	130.00	100.00	70.00	65.00
ALMONDS WHOLE AV.QLTY.	KG.	465.38	403.75	500.00	400.00	415.00	800.00	800.00	610.00	598.33	575.00
COCONUT DRY AV.QLTY.	KG.	226.15	228.75	220.00	170.00	190.00	220.00	235.00	220.00	218.33	220.00
RAISINS AV.QLTY.	50 GM.	20.00	20.00	20.00	20.00	15.00	27.50	20.00	25.00	18.67	15.50
GROUNDNUTS (WITH SHELL)	KG.	246.15	160.00	200.00	110.00	115.00	240.00	160.00	150.00	165.00	165.00
MALTA/MOSAMBI	DOZ	126.15	120.00	50.00	160.00	120.00	120.00	55.00	150.00	103.33	110.00
KINNU	DOZ	92.31	60.00	80.00	80.00	70.00	100.00	40.00	120.00	88.33	55.00
APPLE	KG	118.46	57.50	120.00	80.00	80.00	85.00	70.00	100.00	110.00	130.00
ALOO BUKHARA	KG	0.00	0.00	0.00	0.00	0.00	0.00	0.00	0.00	0.00	0.00
POMEGRANATE (ANNAR)	KG	0.00	0.00	0.00	0.00	0.00	0.00	0.00	0.00	0.00	0.00
GRAPES	KG	0.00	0.00	0.00	0.00	0.00	0.00	0.00	0.00	0.00	0.00
BANANAS	DOZ	53.08	36.88	30.00	35.00	40.00	45.00	35.00	40.00	67.50	50.00
MANGO KALMI	KG	0.00	0.00	0.00	0.00	0.00	0.00	0.00	0.00	0.00	0.00
GUAVA	KG	53.08	50.00	30.00	80.00	85.00	40.00	35.00	40.00	85.00	65.00

Contd.

7.11 Intercity Consumer Prices February, 2014

Description	Unit	Karachi	Hyder- abad	Nawab- shah	Mirpur- khas	Mithi	Sukkar	Larkana	Dadu	Pesha- war	Mardan
WATERMELON (TURBOOZ)	KG	0.00	0.00	0.00	0.00	0.00	0.00	0.00	0.00	0.00	0.00
MUSKMELON (KHARBOOZA)	KG	0.00	0.00	0.00	0.00	0.00	0.00	0.00	0.00	0.00	0.00
SWEETMELON (GARMA)	KG	0.00	0.00	0.00	0.00	0.00	0.00	0.00	0.00	0.00	0.00
PULSE MASOOR (WHOLE)	KG.	110.00	98.75	100.00	100.00	95.00	100.00	100.00	100.00	116.67	120.00
PULSE MASOOR (WASHED)	KG.	116.54	113.75	120.00	110.00	110.00	130.00	110.00	120.00	116.67	125.00
PULSE MOONG (WASHED)	KG.	153.08	142.50	140.00	140.00	145.00	145.00	130.00	150.00	125.83	122.50
PULSE MASH (WASHED)	KG.	123.08	121.25	120.00	120.00	110.00	135.00	120.00	140.00	121.67	120.00
PULSE GRAM	KG.	73.08	72.50	90.00	70.00	75.00	75.00	75.00	80.00	75.42	67.50
GRAM WHOLE BLACK AV.QLTY.	KG.	76.54	72.50	80.00	60.00	65.00	95.00	90.00	80.00	91.67	95.00
GRAM WHOLE YELLOW AV.QLTY	KG.	106.15	112.50	100.00	95.00	100.00	102.50	115.00	100.00	96.67	95.00
BEANS (LAL LOBIA)	KG.	111.54	125.00	120.00	110.00	100.00	155.00	145.00	120.00	135.83	140.00
POTATOES	KG	31.54	27.50	30.00	30.00	30.00	27.50	27.50	25.00	29.17	30.00
ONION	KG	31.54	25.63	30.00	25.00	25.00	27.50	30.00	25.00	40.00	40.00
TURNIP	KG	33.08	34.38	30.00	30.00	25.00	20.00	17.50	20.00	20.00	20.00
RADISH	KG	21.54	23.44	30.00	20.00	15.00	20.00	20.00	20.00	22.50	17.50
TOMATOES	KG	26.54	26.25	20.00	10.00	15.00	26.25	25.00	20.00	29.17	30.00
CABBAGE	KG	33.08	43.75	40.00	30.00	30.00	35.00	35.00	30.00	33.33	40.00
CAULIFLOWER	KG	33.08	40.00	30.00	25.00	20.00	20.00	30.00	30.00	20.00	17.50
BRINJAL	KG	0.00	0.00	0.00	0.00	0.00	0.00	0.00	0.00	0.00	0.00
PUMPKIN	KG	0.00	0.00	0.00	0.00	0.00	0.00	0.00	0.00	0.00	0.00
BOTTLEGOURD	KG	0.00	0.00	0.00	0.00	0.00	0.00	0.00	0.00	0.00	0.00
LADY FINGER	KG	0.00	0.00	0.00	0.00	0.00	0.00	0.00	0.00	0.00	0.00
PEAS	KG	53.08	61.25	70.00	60.00	65.00	70.00	70.00	70.00	73.33	70.00
SPINACH	KG	26.54	32.50	20.00	20.00	20.00	40.00	10.00	20.00	18.33	20.00
TINDA	KG	0.00	0.00	0.00	0.00	0.00	0.00	0.00	0.00	0.00	0.00
TURAI	KG	0.00	0.00	0.00	0.00	0.00	0.00	0.00	0.00	0.00	0.00
KARAILA	KG	0.00	0.00	0.00	0.00	0.00	0.00	0.00	0.00	0.00	0.00
ARVI	KG	0.00	0.00	0.00	0.00	0.00	0.00	0.00	0.00	0.00	0.00
CHILLIES GREEN	KG	106.15	73.75	70.00	100.00	65.00	60.00	60.00	60.00	113.33	100.00
CARROT	KG	23.08	22.50	20.00	20.00	15.00	20.00	30.00	20.00	23.33	20.00
COCUMBER (KHEERA)	KG	53.08	65.00	60.00	80.00	90.00	55.00	55.00	60.00	56.67	55.00
LEMON	250GM	36.54	42.50	30.00	40.00	40.00	22.50	25.00	30.00	24.17	30.00
SUGAR REFINED	KG.	50.62	50.00	50.00	50.00	50.00	50.00	50.00	50.00	52.00	53.00
GUR AV.QLTY	KG.	83.08	75.63	62.00	63.00	65.00	62.50	62.50	80.00	82.50	73.75
HONEY LANGANESE 500 GM.	BOTTLE	729.23	700.00	720.00	740.00	740.00	650.00	780.00	720.00	790.00	790.00
MILO 200 GM.	BOTTLE	175.00	150.00	167.00	165.00	165.00	167.00	167.00	200.00	170.00	170.00
CUSTARD POWDER RAFHAN 300 GM.	PKT	75.00	70.00	70.00	70.00	70.00	70.00	70.00	65.00	75.00	75.00
TOFFEE (HILAL)	EACH	1.00	1.00	1.00	1.00	1.00	1.00	2.00	1.00	1.50	1.50
CHOWKELATE CANDY (SMALL SIZE)	EACH	5.00	5.00	5.00	5.00	5.00	5.00	5.00	5.00	5.00	5.00
SWEETMEAT (MIXED)	KG	415.38	307.50	380.00	300.00	300.00	350.00	400.00	350.00	252.50	250.00
ICE CREAM WALLS	CUP.	40.00	40.00	40.00	40.00	40.00	40.00	40.00	40.00	40.00	40.00
ICE	KG	10.00	10.00	5.00	5.00	5.00	8.00	10.00	5.00	11.67	10.00
JAM AHMED/MITCHELLES	BOTTLE	120.00	130.00	120.00	110.00	110.00	120.00	117.50	120.00	126.67	115.00
SQUASH-MITCHELLES	BOTTLE	140.00	150.00	140.00	135.00	135.00	150.00	135.00	135.00	150.00	150.00
ROOH AFZA	BOTTLE	130.00	130.00	150.00	140.00	140.00	140.00	130.00	130.00	130.00	130.00
JAM-E-SHIREEN	BOTTLE	145.00	145.00	140.00	140.00	145.00	145.00	130.00	140.00	140.00	140.00
SAUNF	50 GM	21.54	20.00	25.00	12.00	16.00	20.00	20.00	10.00	20.00	17.50
CINAMON LOOSE AV. QLTY	50 GM.	26.54	20.50	35.00	15.00	15.00	20.00	20.00	20.00	19.17	17.50
CUMINSEED WHITE NATIONAL	50 GM.	50.00	50.00	50.00	50.00	50.00	50.00	50.00	50.00	50.00	50.00
PEPPER BLACK NATIONAL	50 GM.	75.00	75.00	75.00	75.00	75.00	80.00	80.00	80.00	96.00	96.00
CLOVES LOOSE AV.QLTY	50 GM.	85.00	89.38	90.00	90.00	100.00	90.00	100.00	70.00	105.00	100.00
CARDAMOM LARGE LOOSE AV.QLTY	50 GM.	130.00	113.13	120.00	110.00	110.00	100.00	100.00	120.00	133.33	120.00
CARDAMOM SMALL AV.QLTY	50 GM.	150.00	97.50	100.00	60.00	65.00	80.00	100.00	90.00	126.67	110.00
SALT-POWDERED (LAHORI) LOOSE	KG.	10.00	10.00	10.00	8.00	10.00	9.00	10.00	8.00	10.00	10.00

Contd.

7.11 Intercity Consumer Prices February, 2014

Description	Unit	Karachi	Hyder- abad	Nawab- shah	Mirpur- khas	Mithi	Sukkar	Larkana	Dadu	Pesha- war	Mardan
DOPATTA GEORGETTE AV.QLTY.	EACH	243.08	200.00	350.00	300.00	300.00	225.00	350.00	250.00	222.50	260.00
DOPATTA COTTON AV GLTY	EACH	226.15	145.00	300.00	190.00	200.00	175.00	180.00	200.00	222.50	235.00
CHADDAR (W/WEAR) (2x2.5 MTR)	EACH	400.00	300.00	700.00	350.00	300.00	275.00	400.00	350.00	850.00	725.00
LUNGI/DHOTI(COTTON) AVG. QLTY	EACH	286.15	275.00	300.00	350.00	310.00	250.00	460.00	275.00	275.00	275.00
HANDKERCHIEF AVG. QLTY PAK	EACH	43.08	25.00	45.00	40.00	40.00	50.00	55.00	45.00	27.50	27.50
HANDKERCHIEF SUP. QLTY PAK	EACH	73.08	60.00	100.00	65.00	60.00	77.50	85.00	120.00	45.00	45.00
GLOVES AV QLTY	PAIR	40.00	60.00	80.00	70.00	60.00	70.00	60.00	50.00	110.00	110.00
AZARBAND COTTON AVG. QLTY	EACH	15.00	10.00	25.00	10.00	10.00	20.00	25.00	15.00	25.83	22.50
SEWING THREAD/REEL(ASLI PARI)	EACH	7.00	6.00	6.00	5.00	5.00	7.00	7.00	7.00	8.00	8.50
WASHING CHARGES PAINT & SHIRT	SUIT	63.08	65.00	50.00	60.00	50.00	55.00	60.00	40.00	178.33	100.00
DRY CLEANING SUIT COAT PANT	SUIT	286.15	246.67	150.00	200.00	200.00	250.00	270.00	160.00	383.33	325.00
WASHING CH. (KAMIZ-SHALWAR)	PAIR	46.54	56.25	70.00	50.00	50.00	50.00	40.00	30.00	66.67	50.00
TAILORING SHIRT	EACH	350.00	306.25	350.00	200.00	250.00	400.00	350.00	200.00	441.67	425.00
TAILORING CHARGES PANT (MEN)	EACH	661.54	493.75	450.00	250.00	250.00	600.00	500.00	300.00	1050.00	775.00
TAILORING COAT-PANT SUIT	SUIT	4592.31	3450.00	4000.00	3000.00	3000.00	3750.00	3300.00	3200.00	4583.33	4000.00
TAILORING AWAMI-SUIT (MALE)	SUIT	496.15	450.00	450.00	350.00	300.00	475.00	525.00	450.00	591.67	525.00
TAILORING SUIT FEMALE	SUIT	450.00	272.50	400.00	260.00	250.00	450.00	525.00	200.00	475.00	475.00
GENTS SHOES PAUL BATA	PAIR	1199.00	1199.00	1199.00	1199.00	1199.00	1199.00	1199.00	1199.00	1199.00	1199.00
GENTS SANDAL BATA	PAIR	699.00	699.00	699.00	699.00	699.00	699.00	699.00	699.00	699.00	699.00
GENTS SPOUNG CHAPPAL BATA	PAIR	179.00	179.00	179.00	179.00	179.00	179.00	179.00	179.00	179.00	179.00
LADIES SANDAL BATA	PAIR	499.00	499.00	499.00	499.00	499.00	499.00	499.00	499.00	499.00	499.00
LADIES SPOUNG CHAPPAL BATA	PAIR	179.00	179.00	179.00	179.00	179.00	179.00	179.00	179.00	179.00	179.00
CHILD SHOE POWER LITE BATA	PAIR	599.00	599.00	599.00	599.00	599.00	599.00	599.00	599.00	599.00	599.00
GENTS SHOE, ART 1109 SERVICE	PAIR	999.00	999.00	999.00	999.00	999.00	999.00	999.00	999.00	999.00	999.00
NYLON JOGGER 27 SIZE 2-5 ***	PAIR	1299.00	1299.00	1299.00	1299.00	1299.00	1299.00	1299.00	1299.00	1299.00	1299.00
CHINA FOOT WEAR AV. QLTY (MALE) *	PAIR	600.00	500.00	550.00	450.00	400.00	500.00	750.00	800.00	833.33	850.00
CHINA FOOT WEAR AV. QLTY (FEMALE) *	PAIR	500.00	375.00	450.00	250.00	240.00	425.00	300.00	350.00	650.00	750.00
CHINA FOOT WEAR AV. QLTY (CHILDREN) *	PAIR	450.00	350.00	325.00	200.00	220.00	425.00	300.00	500.00	433.33	450.00
SHOE REPAIR HALF SOLE	PAIR	100.00	80.00	80.00	70.00	50.00	65.00	100.00	50.00	131.67	110.00
SHOES POLISH CHARGES AVERAGE SHOP	PAIR	20.00	11.00	20.00	12.50	10.00	15.00	20.00	10.00	20.00	20.00
HOUSE RENT (combined)	MONTH	9509.00	5370.00	2998.00	4391.00	2962.00	4825.00	3751.00	3141.00	6988.00	2904.00
rent 2	pm	9509.00	5370.00	2998.00	4391.00	2962.00	4825.00	3751.00	3141.00	6988.00	2904.00
RENT3	PM	9509.00	5370.00	2998.00	4391.00	2962.00	4825.00	3751.00	3141.00	6988.00	2904.00
RENT4	PM	9509.00	5370.00	2998.00	4391.00	2962.00	4825.00	3751.00	3141.00	6988.00	2904.00
RENT5	PM	9509.00	5370.00	2998.00	4391.00	2962.00	4825.00	3751.00	3141.00	6988.00	2904.00
RENT6	PM	9509.00	5370.00	2998.00	4391.00	2962.00	4825.00	3751.00	3141.00	6988.00	2904.00
SYNTHETIC ENEMAL ROBIALAC BALTI 3.64 LTR.	EACH	1700.00	1569.00	1500.00	1850.00	1850.00	1800.00	1800.00	1450.00	1800.00	1780.00
SYNTHETIC ENEMAL ICI BALTI 3.64 LTR.	EACH	1700.00	1900.00	1850.00	1850.00	1850.00	1800.00	1800.00	1450.00	1800.00	1780.00
CEMENT (LOCAL) SPECIFY BRAND NAME	BAG	503.08	535.00	495.00	550.00	550.00	535.00	550.00	540.00	503.33	500.00
BRICKS (NEW) 1ST CLASS	P/1000	0.00	5000.00	6000.00	4200.00	4800.00	5500.00	4750.00	3500.00	7733.33	7200.00
CEMENT BLOCKS (6"x8"x12")	P/100	2500.00	0.00	0.00	0.00	0.00	0.00	0.00	0.00	0.00	0.00
BAJREE	100CFT	3061.54	2862.50	2100.00	3200.00	5200.00	2575.00	4150.00	2500.00	3466.67	3100.00
SAND (BLACK PIT SAND)	K100CFT	0.00	0.00	1750.00	0.00	2000.00	1500.00	950.00	2000.00	1866.67	1600.00
TIMBER SHESHAM LOG 1ST QUALITY	cubmt.	47000.00	38845.00	0.00	0.00	0.00	35310.00	37080.00	55500.00	42378.00	42378.00
IRON BAR (M.S. BAR) 1/2"	P/TON	72000.00	70500.00	72000.00	73000.00	74000.00	71500.00	74000.00	72000.00	74333.33	73000.00
CARPANTER WAGE RATE	P/DAY	700.00	800.00	800.00	700.00	600.00	600.00	800.00	600.00	683.33	750.00
MASON (RAJ) WAGE RATE	P/DAY	800.00	800.00	1000.00	700.00	600.00	600.00	800.00	800.00	850.00	750.00
UNSKILLED LABOUR WAGE RATE	P/DAY	500.00	500.00	400.00	400.00	400.00	350.00	350.00	350.00	466.67	400.00
PLUMBER WAGE RSTE	P/DAY	700.00	800.00	800.00	700.00	600.00	600.00	600.00	400.00	900.00	800.00
ELECTICIAN WAGE RATE PER DAY **	P/DAY	700.00	700.00	700.00	0.00	0.00	0.00	600.00	400.00	866.67	800.00
ELECTICIAN WAGE RATE PER POINT **	P/PNT	159.23	90.00	150.00	100.00	75.00	70.00	120.00	60.00	100.00	100.00
WATER CHARGES PER HOUSE	P/MONTH	117.50	191.00	40.00	40.00	200.00	57.50	150.00	35.00	150.00	120.00
ELECT.CHARGES UPTO 50 UNITS	P/UNIT	2.00	2.00	2.00	2.00	2.00	2.00	2.00	2.00	2.00	2.00
ELECT.CHARGES 01 - 100 UNIT	P/UNIT	5.79	5.79	5.79	5.79	5.79	5.79	5.79	5.79	5.79	5.79

Contd.

7.11 Intercity Consumer Prices February, 2014

Description	Unit	Karachi	Hyder- abad	Nawab- shah	Mirpur- khas	Mithi	Sukkar	Larkana	Dadu	Pesha- war	Mardan
GRIFE-WATER WOODWARDS	BOTTLE	50.00	50.00	50.00	50.00	50.00	50.00	50.00	50.00	50.00	50.00
SANIPLAST ONE PUTTY	EACH	2.00	2.00	2.00	1.00	1.00	2.00	2.00	2.00	2.00	2.00
O.R.S. (NIMCOL)	PKT.	15.00	15.00	15.00	15.00	15.00	15.00	15.00	15.00	15.00	15.00
DETTOL (MEDIUM)	BOTTLE	46.80	46.80	46.80	46.80	46.80	46.80	46.80	46.80	46.80	46.80
COTTON BANDAGE 2" - 4"	EACH	6.00	6.00	8.00	12.00	12.00	10.00	15.00	7.00	9.00	9.00
THERMOMETER CHINA	EACH	40.00	30.00	40.00	40.00	35.00	37.50	35.00	30.00	41.50	42.00
DOCTOR (MBBS) CLINIC FEE	P/PAT.	100.00	100.00	200.00	100.00	100.00	100.00	300.00	137.50	225.00	225.00
URINE TEST (DR) CHARGES	P/TEST	100.00	78.75	140.00	70.00	70.00	170.00	100.00	60.00	57.50	100.00
BLOOD TEST (CP) CHARGES	P/TEST	230.00	200.00	300.00	200.00	200.00	290.00	200.00	200.00	200.00	200.00
SUGAR TEST (RANDOM/FASTING BOTH) CHARGES	P/TEST	256.15	160.00	260.00	200.00	200.00	180.00	160.00	120.00	160.00	160.00
ECG CHARGES	P/TEST	200.00	210.00	350.00	200.00	225.00	325.00	200.00	200.00	200.00	200.00
X-RAY (CHEST) CHARGES	P/X-RAY	300.00	203.13	400.00	200.00	200.00	300.00	375.00	170.00	180.00	180.00
CAR SUZUKI 800 CC (W/O. A/C)	EACH	610000.00	610000.00	610000.00	625000.00	0.00	610000.00	609000.00	0.00	708000.00	708000.00
CAR SUZUKI 1000 CC	EACH	1029000.00	1029000.00	1029000.00	1044000.00	0.00	0.00	0.00	0.00	1069000.00	1069000.00
CAR TOYOTA 1300 CC	EACH	1687500.00	1589000.00	1568000.00	0.00	0.00	0.00	0.00	0.00	1613000.00	1613000.00
CAR HONDA CIVIC	EACH	1683000.00	0.00	1856500.00	0.00	0.00	0.00	0.00	0.00	2416000.00	2416000.00
MOTORCYCLE HONDA CD-70.	EACH	68000.00	69500.00	68500.00	68000.00	68500.00	70000.00	68500.00	69000.00	69900.00	69900.00
MOTORCYCLE YAMAHA 100CC.	EACH	793000.00	793000.00	793000.00	0.00	0.00	793000.00	793000.00	0.00	800000.00	800000.00
MOTOR CYCLE HERO 70 CC	EACH	42500.00	43000.00	44000.00	44500.00	0.00	43000.00	43000.00	0.00	44666.67	45000.00
BICYCLE WITH TYRES & TUBES	EACH	6000.00	7550.00	9000.00	7500.00	7900.00	7600.00	7450.00	7000.00	8000.00	8000.00
TYRE CAR WITH TUBE GENERAL	EACH	3500.00	2800.00	3800.00	3300.00	3400.00	3200.00	3500.00	3600.00	3811.67	3550.00
TYRE MOTOR CYCLE WITHOUT TUBE	EACH	1050.00	950.00	1375.00	1250.00	1280.00	1200.00	1300.00	1100.00	1281.67	1350.00
TYRE CYCLE SPECIFY BRAND NAME	EACH	300.00	325.00	400.00	400.00	415.00	350.00	370.00	420.00	380.00	400.00
TYRE CAR W/O TUBE	EACH	2600.00	2700.00	3200.00	2700.00	2800.00	2700.00	2800.00	2800.00	3266.67	3250.00
PETROL SUPER	LITRE	112.76	112.76	112.76	112.76	112.76	112.76	112.76	112.76	112.76	112.76
HIGH SPEED DIESEL HSD	LITRE	116.75	116.75	116.75	116.75	116.75	116.75	116.75	116.75	116.75	116.75
CNG	K.G.	66.14	66.14	0.00	66.14	0.00	66.14	0.00	66.14	74.25	0.00
GAS CYLINDER STAND. SIZE	EACH	1226.92	1320.00	1600.00	1350.00	1400.00	1485.00	1485.00	1540.00	1650.00	1430.00
MOTOR CYCLE SERVICE CHARGES	EACH	350.00	250.00	250.00	250.00	250.00	250.00	350.00	200.00	280.00	280.00
CAR SERVICE CHARGES	EACH	365.38	350.00	500.00	300.00	300.00	350.00	500.00	400.00	300.00	300.00
TYRE PUNCTURE CHARGES	EACH	50.00	60.00	60.00	60.00	50.00	60.00	80.00	80.00	50.00	50.00
CYCLE OVERHAULING CHARGES	EACH	200.00	250.00	275.00	200.00	200.00	200.00	300.00	200.00	350.00	350.00
CAR TAX FOR 800CC TO 1300CC	YEARLY	1250.00	1250.00	1250.00	1250.00	1250.00	1250.00	1250.00	1250.00	937.50	937.50
TRAIN FARE ECO. 1-100 KM.	P/KM.	0.71	0.71	0.71	0.71	0.00	0.71	0.71	0.71	0.71	0.00
TRAIN FARE ECO. 101-500 KM.	P/KM.	1.02	1.02	1.02	1.02	0.00	1.02	1.02	1.02	1.02	0.00
TRAIN FARE ECO. > 500 KM.	P/KM.	0.93	0.93	0.93	0.93	0.00	0.93	0.93	0.93	0.93	0.00
TRAIN FARE IST SLP. 1-100KM	P/KM.	2.18	2.18	2.18	2.18	0.00	2.18	2.18	2.18	2.18	0.00
TRAIN FARE IST SLP.101-500 KM	P/KM.	2.69	2.69	2.69	2.69	0.00	2.69	2.69	2.69	2.69	0.00
TRAIN FARE IST SLP. > 500 KM	P/KM.	2.07	2.07	2.07	2.07	0.00	2.07	2.07	2.07	2.07	0.00
TRAIN FARE A/C SLP. 1-100KM.	P/KM.	5.99	5.99	5.99	5.99	0.00	5.99	5.99	5.99	5.99	0.00
TRAIN FARE A/C SLP.101-500KM	P/KM.	4.77	4.77	4.77	4.77	0.00	4.77	4.77	4.77	4.77	0.00
TRAIN FARE A/C SLP > 500KM.	P/KM.	4.32	4.32	4.32	4.32	0.00	4.32	4.32	4.32	4.32	0.00
PLATEFORM TICKET	EACH	10.00	10.00	10.00	10.00	0.00	10.00	10.00	10.00	10.00	0.00
AUTO RICKSHAW FARES	KM/MIN	75.00	40.00	80.00	60.00	90.00	80.00	50.00	40.00	51.67	60.00
FULL TONGA CHARGES	KM/MIN	70.00	60.00	35.00	40.00	0.00	80.00	65.00	0.00	55.00	60.00
TAXI 4 SEATER FARE	KM/MIN	75.00	60.00	100.00	90.00	90.00	80.00	60.00	60.00	100.00	100.00
BUS FARE MIN (WITHIN CITY)	TICKET	10.00	10.00	0.00	10.00	0.00	0.00	0.00	0.00	12.00	12.00
BUS FARE MAX (WITHIN CIT	TICKET	16.00	17.00	0.00	16.00	0.00	0.00	0.00	0.00	20.00	19.00
BUS FARE OUTSIDE CITY	P/KM.	0.95	0.95	0.95	0.95	0.95	0.95	0.95	0.95	0.93	0.93
A/C BUS FARE OUTSIDE CITY	P/KM.	1.60	1.60	1.70	1.70	1.70	1.60	1.60	1.50	1.28	1.28
MINIBUS FARE MIN.WITH IN CITY	TICKET	10.00	10.00	0.00	0.00	0.00	0.00	0.00	0.00	12.00	0.00
MINIBUS FARE MAX.WITH IN CITY	TICKET	17.00	17.00	0.00	0.00	0.00	0.00	0.00	0.00	20.00	0.00
SUZUKI FARE MIN.WITH IN CITY	TICKET	10.00	10.00	0.00	10.00	0.00	7.00	10.00	0.00	10.00	10.00
SUZUKI FARE MAXIMUM W.IN CITY	TICKET	10.00	15.00	0.00	10.00	0.00	15.00	10.00	0.00	15.00	15.00

Contd.

7.11 Intercity Consumer Prices February, 2014

Description	Unit	Abbott- abad	Bannu	D.I. Khan	Mingora	Quetta	Turbat	Gawa- dar	Loralai	Khuz- dar	D.M. Jamali
WHEAT	10 KG.	425.00	405.00	400.00	360.00	440.00	450.00	455.00	440.00	450.00	375.00
WHEAT FLOUR FINE/SUPERIOR.	KG.	50.00	46.00	44.00	47.00	49.00	50.00	52.00	45.00	50.00	49.00
WHEAT FLOUR AVG. QLTY	KG.	47.50	44.00	42.00	45.00	47.00	47.00	48.00	44.00	48.00	43.50
WHEAT FLOUR BAG	10 KG.	472.50	440.00	420.00	425.00	470.00	460.00	470.00	410.00	480.00	415.00
MAIDA	KG.	61.00	65.00	50.00	60.00	60.00	70.00	70.00	60.00	52.00	55.00
SUJI	KG.	60.00	60.00	50.00	60.00	60.00	75.00	75.00	60.00	70.00	57.50
BESAN AV. QLTY.	KG.	80.00	80.00	70.00	80.00	100.00	105.00	110.00	120.00	110.00	95.00
RICE BASMATI SUP. QLTY.	KG.	147.50	130.00	130.00	127.50	144.00	150.00	150.00	140.00	100.00	125.00
RICE BASMATI 385/386	KG.	120.00	127.50	107.50	77.50	90.00	90.00	95.00	120.00	70.00	100.00
RICE BASMATI BROKEN AV.QLTY	KG.	87.50	57.00	80.00	60.00	90.00	72.50	75.00	100.00	60.00	55.00
RICE IRRI-6 (SINDH/PUNJAB)	KG.	50.00	75.00	65.00	50.00	45.00	55.00	52.00	60.00	55.00	42.50
VERMICELLI	KG.	92.50	70.00	70.00	80.00	75.00	80.00	70.00	70.00	70.00	65.00
BREAD PLAIN MEDIUM SIZE	EACH	30.00	35.00	30.00	32.50	37.50	30.00	30.00	35.00	40.00	30.00
RUSK (PAPAY)	KG.	150.00	140.00	140.00	280.00	135.00	155.00	160.00	160.00	150.00	120.00
BISCUITS-PACKED	PKT	35.00	35.00	35.00	35.00	35.00	35.00	35.00	35.00	35.00	35.00
BISCUIT-BAKERY (LOOSE)	250 GM	50.00	52.50	55.00	60.00	55.00	50.00	60.00	55.00	80.00	67.50
CORNFLAKS FAUJI 225 GM.	PKT	166.50	153.00	153.00	153.00	153.00	153.00	153.00	153.00	153.00	153.00
SAMOSAS (VEGATABLE)	EACH	6.00	15.00	10.00	7.00	12.00	6.00	6.00	15.00	6.00	7.50
PASTRY AV.QLTY.	EACH	17.50	20.00	25.00	20.00	22.50	20.00	20.00	22.50	12.00	20.00
PATTIES (VEGATABLES)	EACH	12.00	30.00	20.00	15.00	25.00	20.00	20.00	15.00	12.00	13.50
NIMCO	250 GM	57.50	45.00	50.00	50.00	45.00	65.00	60.00	75.00	80.00	65.00
CHIPS	250 GM	57.50	80.00	55.00	60.00	50.00	60.00	80.00	50.00	80.00	65.00
BEEF WITH BONE AV.QLTY.	KG	250.00	260.00	275.00	260.00	310.00	340.00	350.00	260.00	300.00	250.00
MUTTON AV.QLTY.	KG	500.00	480.00	575.00	400.00	550.00	600.00	600.00	560.00	500.00	510.00
CHICKEN FARM BROILER (LIVE)	KG	150.00	172.00	150.00	181.00	170.00	290.00	300.00	240.00	220.00	175.00
FISH-RAHU MEDIUM SIZE	KG	210.00	290.00	250.00	250.00	320.00	380.00	335.00	250.00	220.00	285.00
MILK FRESH (UNBOILED)	LTR.	70.00	67.50	60.00	80.00	75.00	110.00	110.00	70.00	70.00	80.00
CURD	KG.	80.00	77.50	80.00	90.00	90.00	120.00	120.00	80.00	80.00	100.00
MILK TETRA PACK 1/2 LTR.	PKT.	50.00	50.00	50.00	50.00	50.00	56.00	56.00	50.00	50.00	50.00
LACTOGEN 400 GRAMS	PKT.	375.00	370.00	370.00	370.00	375.00	370.00	370.00	375.00	395.00	375.00
POWDER MILK NIDO 400GM.	PKT	300.00	325.00	300.00	325.00	300.00	300.00	300.00	300.00	300.00	325.00
MILK POWDER LOOSE/PACKED	KG.	425.00	535.00	430.00	625.00	400.00	500.00	500.00	460.00	625.00	475.00
BUTTER LOCAL PACKED	50 GM.	21.00	30.00	35.00	25.00	24.00	30.00	30.00	24.00	30.00	30.00
EGGS FARM	DOZ	99.00	110.00	100.00	97.50	110.00	110.00	129.00	130.00	135.00	115.00
MUSTARD OIL AV.QLTY.	KG.	250.00	180.00	180.00	210.00	190.00	200.00	220.00	200.00	190.00	190.00
COOKING OIL (DALDA)	2.5LTR	535.00	540.00	535.00	535.00	535.00	520.00	535.00	520.00	550.00	525.00
COOKING OIL (PAKWAN) OTHER BRAND SPECIFY	2.5 LTR	420.00	470.00	560.00	440.00	515.00	520.00	530.00	500.00	550.00	440.00
VEGETABLE GHEE TIN	2.5KG.	525.00	510.00	515.00	505.00	530.00	490.00	540.00	510.00	550.00	510.00
VEGETABLE GHEE (LOOSE)	KG.	170.00	153.75	165.00	157.50	200.00	195.00	200.00	176.25	170.00	170.00
DATES AV.QLTY.	KG.	250.00	160.00	145.00	175.00	225.00	60.00	85.00	200.00	95.00	210.00
PISTACHIO AV.QLTY.	50 GM.	100.00	75.00	60.00	72.50	60.00	60.00	65.00	60.00	100.00	55.00
ALMONDS WHOLE AV.QLTY.	KG.	400.00	462.50	377.50	580.00	445.00	450.00	450.00	600.00	650.00	625.00
COCONUT DRY AV.QLTY.	KG.	235.00	225.00	210.00	240.00	240.00	190.00	170.00	200.00	400.00	300.00
RAISINS AV.QLTY.	50 GM.	19.00	10.50	15.00	20.00	22.50	20.00	20.00	18.75	40.00	25.00
GROUNDNUTS (WITH SHELL)	KG.	200.00	142.50	145.00	135.00	140.00	147.50	150.00	180.00	180.00	240.00
MALTA/MOSAMBI	DOZ	75.00	87.50	110.00	110.00	37.50	105.00	90.00	40.00	50.00	120.00
KINNU	DOZ	55.00	55.00	120.00	60.00	37.50	120.00	110.00	35.00	40.00	80.00
APPLE	KG	82.50	110.00	105.00	90.00	97.50	110.00	85.00	140.00	50.00	130.00
ALOO BUKHARA	KG	0.00	0.00	0.00	0.00	0.00	0.00	0.00	0.00	0.00	0.00
POMEGRANATE (ANNAR)	KG	0.00	0.00	0.00	0.00	0.00	0.00	0.00	0.00	0.00	0.00
GRAPES	KG	0.00	0.00	0.00	0.00	0.00	0.00	0.00	0.00	0.00	0.00
BANANAS	DOZ	55.00	50.00	45.00	60.00	60.00	65.00	60.00	60.00	55.00	50.00
MANGO KALMI	KG	0.00	0.00	0.00	0.00	0.00	0.00	0.00	0.00	0.00	0.00
GUAVA	KG	55.00	60.00	55.00	70.00	80.00	80.00	85.00	70.00	60.00	45.00

Contd.

7.11 Intercity Consumer Prices February, 2014

Description	Unit	Abbott- abad	Bannu	D.I. Khan	Mingora	Quetta	Turbat	Gawa- dar	Loralai	Khuz- dar	D.M. Jamali
WATERMELON (TURBOOZ)	KG	0.00	0.00	0.00	0.00	0.00	0.00	0.00	0.00	0.00	0.00
MUSKMELON (KHARBOOZA)	KG	0.00	0.00	0.00	0.00	0.00	0.00	0.00	0.00	0.00	0.00
SWEETMELON (GARMA)	KG	0.00	0.00	0.00	0.00	0.00	0.00	0.00	0.00	0.00	0.00
PULSE MASOOR (WHOLE)	KG.	105.00	110.00	110.00	90.00	135.00	110.00	115.00	120.00	100.00	135.00
PULSE MASOOR (WASHED)	KG.	112.50	110.00	120.00	100.00	130.00	120.00	120.00	125.00	110.00	140.00
PULSE MOONG (WASHED)	KG.	125.00	140.00	110.00	110.00	140.00	140.00	135.00	160.00	125.00	150.00
PULSE MASH (WASHED)	KG.	130.00	120.00	137.50	110.00	155.00	150.00	160.00	160.00	125.00	145.00
PULSE GRAM	KG.	75.00	70.00	70.00	70.00	110.00	90.00	90.00	121.25	100.00	90.00
GRAM WHOLE BLACK AV.QLTY.	KG.	80.00	60.00	48.00	60.00	100.00	120.00	120.00	120.00	150.00	110.00
GRAM WHOLE YELLOW AV.QLTY	KG.	107.50	120.00	100.00	105.00	145.00	155.00	160.00	150.00	180.00	160.00
BEANS (LAL LOBIA)	KG.	143.75	136.25	120.00	125.00	130.00	90.00	90.00	140.00	140.00	125.00
POTATOES	KG	30.00	30.00	25.00	30.00	30.00	37.50	40.00	30.00	29.00	27.50
ONION	KG	40.00	30.00	30.00	40.00	40.00	37.50	40.00	40.00	20.00	22.50
TURNIP	KG	17.50	20.00	25.00	22.50	30.00	30.00	35.00	30.00	20.00	20.00
RADISH	KG	18.75	25.00	25.00	25.00	30.00	30.00	35.00	40.00	20.00	10.00
TOMATOES	KG	43.75	20.00	30.00	30.00	20.00	50.00	60.00	40.00	30.00	17.50
CABBAGE	KG	22.50	30.00	20.00	30.00	37.50	70.00	50.00	60.00	30.00	32.50
CAULIFLOWER	KG	20.00	30.00	30.00	20.00	42.50	80.00	55.00	50.00	30.00	30.00
BRINJAL	KG	0.00	0.00	0.00	0.00	0.00	0.00	0.00	0.00	0.00	0.00
PUMPKIN	KG	0.00	0.00	0.00	0.00	0.00	0.00	0.00	0.00	0.00	0.00
BOTTLEGOURD	KG	0.00	0.00	0.00	0.00	0.00	0.00	0.00	0.00	0.00	0.00
LADY FINGER	KG	0.00	0.00	0.00	0.00	0.00	0.00	0.00	0.00	0.00	0.00
PEAS	KG	70.00	55.00	50.00	65.00	97.50	75.00	75.00	80.00	55.00	80.00
SPINACH	KG	17.50	20.00	20.00	28.75	20.00	30.00	30.00	30.00	10.00	15.00
TINDA	KG	0.00	0.00	0.00	0.00	0.00	0.00	0.00	0.00	0.00	0.00
TURAI	KG	0.00	0.00	0.00	0.00	0.00	0.00	0.00	0.00	0.00	0.00
KARAILA	KG	0.00	0.00	0.00	0.00	0.00	0.00	0.00	0.00	0.00	0.00
ARVI	KG	0.00	0.00	0.00	0.00	0.00	0.00	0.00	0.00	0.00	0.00
CHILLIES GREEN	KG	77.50	120.00	120.00	120.00	30.00	165.00	140.00	30.00	50.00	110.00
CARROT	KG	20.00	20.00	20.00	20.00	27.50	70.00	60.00	30.00	30.00	12.50
COCUMBER (KHEERA)	KG	60.00	43.75	50.00	50.00	57.50	85.00	85.00	80.00	45.00	75.00
LEMON	250GM	22.50	27.50	20.00	20.00	47.50	50.00	60.00	60.00	80.00	35.00
SUGAR REFINED	KG.	52.00	49.50	50.00	59.00	52.00	70.00	70.00	52.00	50.00	50.00
GUR AV.QLTY	KG.	100.00	85.00	75.00	80.00	85.00	95.00	90.00	75.00	90.00	57.50
HONEY LANGANESE 500 GM.	BOTTLE	750.00	350.00	550.00	500.00	690.00	600.00	700.00	600.00	500.00	500.00
MILO 200 GM.	BOTTLE	167.00	145.00	142.50	167.00	160.00	150.00	150.00	200.00	180.00	160.00
CUSTARD POWDER RAFHAN 300 GM.	PKT	75.00	80.00	70.00	70.00	70.00	80.00	80.00	70.00	70.00	62.50
TOFFEE (HILAL)	EACH	1.00	1.00	1.00	1.00	1.00	2.00	2.00	1.00	1.00	1.00
CHOWKELATE CANDY (SMALL SIZE)	EACH	5.00	5.00	5.00	5.00	5.00	5.00	5.00	5.00	5.00	5.00
SWEETMEAT (MIXED)	KG	200.00	170.00	240.00	240.00	250.00	350.00	340.00	250.00	300.00	285.00
ICE CREAM WALLS	CUP.	40.00	40.00	40.00	40.00	40.00	40.00	40.00	40.00	40.00	40.00
ICE	KG	10.00	10.00	4.00	10.00	7.00	10.00	10.00	15.00	15.00	10.00
JAM AHMED/MITCHELLES	BOTTLE	130.00	110.00	130.00	120.00	135.00	115.00	115.00	140.00	120.00	125.00
SQUASH-MITCHELLES	BOTTLE	150.00	140.00	150.00	150.00	135.00	142.50	150.00	150.00	150.00	150.00
ROOH AFZA	BOTTLE	133.33	130.00	130.00	145.00	145.00	150.00	155.00	140.00	145.00	140.00
JAM-E-SHIREEN	BOTTLE	145.00	130.00	145.00	145.00	145.00	150.00	150.00	145.00	150.00	142.50
SAUNF	50 GM	20.00	15.00	11.00	10.00	13.50	12.00	12.00	15.00	30.00	15.00
CINAMON LOOSE AV. QLTY	50 GM.	27.50	25.00	20.00	15.00	22.50	30.00	30.00	25.00	30.00	22.50
CUMINSEED WHITE NATIONAL	50 GM.	50.00	50.00	50.00	50.00	50.00	50.00	50.00	50.00	50.00	50.00
PEPPER BLACK NATIONAL	50 GM.	75.00	80.00	75.00	75.00	80.00	75.00	80.00	80.00	80.00	75.00
CLOVES LOOSE AV.QLTY	50 GM.	125.00	110.00	60.00	85.00	62.50	50.00	50.00	60.00	80.00	100.00
CARDAMOM LARGE LOOSE AV.QLTY	50 GM.	127.50	90.00	122.50	85.00	145.00	60.00	70.00	168.75	160.00	105.00
CARDAMOM SMALL AV.QLTY	50 GM.	110.00	120.00	100.00	85.00	180.00	150.00	150.00	123.75	180.00	95.00
SALT-POWDERED (LAHORI) LOOSE	KG.	10.00	7.00	5.00	15.00	10.00	10.00	10.00	10.00	10.00	10.00

Contd.

7.11 Intercity Consumer Prices February, 2014

Description	Unit	Abbott- abad	Bannu	D.I. Khan	Mingora	Quetta	Turbat	Gawa- dar	Loralai	Khuz- dar	D.M. Jamali
SALT POWDERED (NATIONAL/SHAN)	PKT	20.00	20.00	20.00	20.00	20.00	20.00	20.00	20.00	20.00	20.00
CHILLIES POWD.NATIONAL 200GM	PKT	120.00	120.00	120.00	120.00	105.00	105.00	105.00	105.00	105.00	105.00
CHILLIES POWDER LOOS	KG.	280.00	210.00	175.00	200.00	290.00	300.00	350.00	305.00	200.00	255.00
CORRIANDER SEED POWD.NATIONAL	PKT	78.00	78.00	78.00	78.00	78.00	78.00	78.00	78.00	78.00	78.00
CORRIANDER SEED (LOOSE)	KG.	160.00	150.00	130.00	200.00	135.00	140.00	300.00	160.00	300.00	160.00
TURMERIC POWD.NATIONAL 50GM	PKT.	35.00	35.00	35.00	35.00	35.00	35.00	35.00	35.00	35.00	35.00
CURRY POWD. NATIONAL 200 GM	PKT.	86.00	86.00	86.00	86.00	87.00	86.00	86.00	86.00	86.00	86.00
TOMATO KETCHUP AHMED/MITCHL	BOTTLE	75.00	70.00	85.00	105.00	80.00	75.00	75.00	75.00	90.00	72.50
PICKLES AHMED/MITCHELLES	BOTTLE	100.00	100.00	90.00	105.00	90.00	100.00	95.00	95.00	110.00	92.50
VINEGAR SYNTHETIC (SIRKA)	BOTTLE	70.00	40.00	45.00	85.00	75.00	50.00	50.00	80.00	50.00	75.00
GARLIC	KG	120.00	150.00	130.00	120.00	180.00	190.00	200.00	110.00	160.00	130.00
GINGER	KG	220.00	260.00	120.00	270.00	180.00	160.00	160.00	200.00	180.00	200.00
TAPAL DANEDAR TEA 200GM PACKET	PKT	152.63	152.63	152.63	131.58	152.63	152.63	152.63	163.16	152.63	163.16
TEA LIPTON YELLOW LABEL 200GM.	PKT.	147.37	147.37	173.68	173.68	147.37	163.16	163.16	163.16	147.37	173.68
TEA LOOSE KENYA AV.QLTY 250GM.	PKT.	155.00	110.00	120.00	130.00	112.50	145.00	150.00	120.00	140.00	170.00
COFFEE-NESCAFE 75 GM. **	BOTTLE	320.00	280.00	280.00	330.00	300.00	270.00	265.00	270.00	270.00	275.00
COLD DRINK (STANDARD SIZ)	BOTTLE	21.00	25.00	20.00	20.00	20.00	25.00	25.00	20.00	20.00	24.00
FRUIT JUICE TETRA PACK	PKT.	15.00	15.00	15.00	15.00	15.00	15.00	15.00	15.00	15.00	15.00
MINERAL WATER NESTLE 1.5 LTR	BOTTLE	45.00	45.00	42.50	40.00	45.00	40.00	50.00	45.00	45.00	45.00
CIGARETTES K-2 10'S **	PKT	36.00	40.00	40.00	40.00	40.00	36.00	36.00	40.00	40.00	38.00
CIGARETTES CAPSTAN 10'S **	PKT	40.00	40.00	40.00	40.00	40.00	45.00	45.00	40.00	40.00	40.00
CIGARETTES GOLD LEAF 20'S	PKT	90.00	90.00	90.00	90.00	90.00	100.00	100.00	90.00	90.00	92.50
CIGARETTES MORVEN GOLD 20'S	PKT	40.00	40.00	40.00	40.00	38.00	40.00	40.00	40.00	40.00	40.00
BETEL LEAVES	50GM.	60.00	72.50	50.00	60.00	35.00	40.00	40.00	35.00	50.00	55.00
BETEL NUTS	KG.	275.00	290.00	280.00	400.00	235.00	240.00	240.00	240.00	350.00	200.00
LONG CLOTH 57" GUL AHMED/AL-KARAM	METER	190.00	142.50	210.00	185.00	150.00	180.00	180.00	146.25	190.00	225.00
SHIRTING AV.QLTY.	METER	140.00	130.00	125.00	176.25	150.00	145.00	150.00	135.00	160.00	135.00
PANT CLOTH W & WEAR AV.QLTY	METER	375.00	555.00	265.00	650.00	300.00	270.00	300.00	370.00	180.00	200.00
LAWN PRINTED GUL AHMED/AL-KARAM	METER	300.00	162.50	250.00	176.25	160.00	150.00	150.00	130.00	165.00	150.00
GEORGETTE AV.QLTY	METER	80.00	92.50	90.00	95.00	90.00	80.00	80.00	135.00	95.00	70.00
LINEN AV.QLTY ***	METER	125.00	128.75	80.00	115.00	85.00	73.33	75.00	130.00	140.00	80.00
HEAVY WT SUITING LAWERNCPUR AVG QLTY	METER	1100.00	830.00	700.00	1475.00	1100.00	1100.00	1100.00	1000.00	1100.00	900.00
HEAVY WT SUITING LAWERNCPUR SUP QLTY	METER	1550.00	900.00	1150.00	1550.00	1300.00	1300.00	1300.00	1500.00	1300.00	1300.00
TROPICAL SUITING LAW.PUR	METER	900.00	655.00	700.00	1250.00	950.00	950.00	950.00	1000.00	950.00	950.00
PANT BOY 24"/26" LENGTH.	EACH	625.00	625.00	400.00	375.00	375.00	350.00	360.00	500.00	650.00	325.00
SHIRT BOY 24"/26" LENGTH	EACH	625.00	300.00	200.00	325.00	275.00	350.00	330.00	300.00	700.00	325.00
SCHOOL UNI. PANT,SHIRT BOYS	SUIT	560.00	565.00	475.00	550.00	475.00	750.00	700.00	550.00	700.00	485.00
SCHOOL UNI. KAMEEZ,SHAL.BOYS	SUIT	800.00	565.00	450.00	490.00	462.50	700.00	675.00	462.50	450.00	325.00
SCHOOL UNI. KAMEEZ,SHAL.GIRL	SUIT	670.00	573.75	500.00	562.50	462.50	750.00	800.00	470.00	600.00	450.00
FROCK W/WEAR GIRLS	EACH	1050.00	700.00	650.00	550.00	450.00	250.00	250.00	475.00	600.00	350.00
AWAMI-SUIT W & W(BOY) 24"/26	SUIT	1050.00	675.00	600.00	615.00	475.00	850.00	800.00	500.00	500.00	550.00
AWAMI-SUIT W&W (GENTS)AV.QLTY	SUIT	1800.00	1525.00	925.00	1175.00	675.00	900.00	850.00	700.00	700.00	1100.00
PULLOVER GENTS OXFORD/BON.	EACH	2895.00	2600.00	2400.00	2950.00	3250.00	2000.00	2000.00	2800.00	2000.00	1400.00
PULLOVER LADIES OXFORD/BON.	EACH	2895.00	2600.00	2400.00	2837.50	3350.00	2150.00	2175.00	3000.00	2750.00	1450.00
PULLOVER (GENTS) OTHERS A.QLTY	EACH	1955.00	1125.00	825.00	1862.50	725.00	500.00	500.00	1100.00	675.00	1300.00
SECOND-HAND COAT FOR MEN	EACH	525.00	200.00	200.00	662.50	300.00	250.00	250.00	343.75	280.00	225.00
SECONDHAND SWEETER FOR MEN DUP QLTY	EACH	375.00	175.00	150.00	462.50	350.00	200.00	200.00	350.00	220.00	150.00
SECONDHAND WINTER JACKET	EACH	500.00	175.00	200.00	950.00	325.00	275.00	275.00	275.00	210.00	275.00
UNDERWEAR AV.QLTY MEDIUM SIZE	EACH	150.00	72.50	70.00	110.00	65.00	80.00	90.00	70.00	155.00	65.00
VEST FOR MEN AV.QLTY.	EACH	150.00	75.00	70.00	91.25	75.00	100.00	100.00	86.25	145.00	110.00
VEST/SHAMEEZ (WOMEN) AVG. QLTY	EACH	200.00	120.00	100.00	60.00	105.00	160.00	170.00	105.00	200.00	85.00
SOCKS NYLON (PAKISTANI)	PAIR	75.00	60.00	50.00	55.00	67.50	115.00	115.00	75.00	60.00	55.00
BRASSIER AV.QLTY.	EACH	82.50	137.50	85.00	142.50	100.00	120.00	120.00	120.00	200.00	130.00
BRASSIER SUP QLTY	EACH	180.00	207.50	110.00	320.00	250.00	190.00	200.00	300.00	240.00	212.50

Contd.

7.11 Intercity Consumer Prices February, 2014

Description	Unit	Abbott- abad	Bannu	D.I. Khan	Mingora	Quetta	Turbat	Gawa- dar	Loralai	Khuz- dar	D.M. Jamali
DOPATTA GEORGETTE AV.QLTY.	EACH	375.00	235.00	250.00	222.50	210.00	293.33	300.00	185.00	200.00	190.00
DOPATTA COTTON AV GLTY	EACH	287.50	257.50	210.00	225.00	125.00	168.75	180.00	112.50	225.00	140.00
CHADDAR (W/WEAR) (2x2.5 MTR)	EACH	475.00	400.00	337.50	775.00	230.00	295.00	300.00	250.00	300.00	525.00
LUNGI/DHOTI(COTTON) AVG. QLTY	EACH	350.00	280.00	230.00	210.00	190.00	200.00	230.00	450.00	275.00	200.00
HANDKERCHIEF AVG. QLTY PAK	EACH	25.00	17.50	30.00	25.00	30.00	45.00	45.00	32.50	50.00	45.00
HANDKERCHIEF SUP. QLTY PAK	EACH	42.50	32.50	41.25	36.25	50.00	70.00	65.00	45.00	50.00	65.00
GLOVES AV QLTY	PAIR	75.00	52.50	60.00	55.00	55.00	80.00	85.00	60.00	175.00	45.00
AZARBAND COTTON AVG. QLTY	EACH	11.00	15.00	11.00	15.00	12.50	20.00	20.00	13.50	15.00	22.50
SEWING THREAD/REEL(ASLI PARI)	EACH	6.00	5.00	5.00	5.00	4.00	7.00	7.00	4.50	5.00	5.50
WASHING CHARGES PAINT & SHIRT	SUIT	47.50	70.00	75.00	80.00	65.00	35.00	50.00	55.00	170.00	55.00
DRY CLEANING SUIT COAT PANT	SUIT	350.00	250.00	180.00	310.00	250.00	160.00	200.00	150.00	175.00	155.00
WASHING CH. (KAMIZ-SHALWAR)	PAIR	40.00	60.00	35.00	60.00	45.00	40.00	50.00	45.00	55.00	55.00
TAILORING SHIRT	EACH	300.00	275.00	265.00	462.50	265.00	250.00	250.00	300.00	250.00	225.00
TAILORING CHARGES PANT (MEN)	EACH	500.00	900.00	550.00	875.00	425.00	375.00	375.00	387.50	375.00	450.00
TAILORING COAT-PANT SUIT	SUIT	3500.00	2750.00	2400.00	4400.00	3250.00	3250.00	3250.00	3500.00	3250.00	3500.00
TAILORING AWAMI-SUIT (MALE)	SUIT	437.50	400.00	375.00	550.00	475.00	450.00	500.00	500.00	375.00	375.00
TAILORING SUIT FEMALE	SUIT	293.75	300.00	350.00	550.00	475.00	400.00	400.00	500.00	375.00	275.00
GENTS SHOES PAUL BATA	PAIR	1199.00	1199.00	1199.00	1199.00	1199.00	1199.00	1199.00	1199.00	1199.00	1199.00
GENTS SANDAL BATA	PAIR	699.00	699.00	699.00	699.00	699.00	699.00	699.00	699.00	699.00	699.00
GENTS SPOUNG CHAPPAL BATA	PAIR	179.00	179.00	179.00	179.00	179.00	179.00	179.00	179.00	179.00	179.00
LADIES SANDAL BATA	PAIR	499.00	499.00	499.00	499.00	499.00	499.00	499.00	499.00	499.00	499.00
LADIES SPOUNG CHAPPAL BATA	PAIR	179.00	179.00	179.00	179.00	179.00	179.00	179.00	179.00	179.00	179.00
CHILD SHOE POWER LITE BATA	PAIR	599.00	599.00	599.00	599.00	599.00	599.00	599.00	599.00	599.00	599.00
GENTS SHOE, ART 1109 SERVICE	PAIR	999.00	999.00	999.00	999.00	999.00	999.00	999.00	999.00	999.00	999.00
NYLON JOGGER 27 SIZE 2-5 ***	PAIR	1299.00	1299.00	1299.00	1299.00	1299.00	1299.00	1299.00	1299.00	1299.00	1299.00
CHINA FOOT WEAR AV. QLTY (MALE) *	PAIR	800.00	800.00	675.00	1050.00	475.00	650.00	650.00	500.00	200.00	550.00
CHINA FOOT WEAR AV. QLTY (FEMALE) *	PAIR	516.67	625.00	450.00	537.50	300.00	500.00	550.00	350.00	200.00	425.00
CHINA FOOT WEAR AV. QLTY (CHILDREN) *	PAIR	418.75	400.00	325.00	475.00	285.00	450.00	500.00	300.00	190.00	275.00
SHOE REPAIR HALF SOLE	PAIR	80.00	80.00	95.00	150.00	92.50	60.00	95.00	55.00	80.00	85.00
SHOES POLISH CHARGES AVERAGE SHOP	PAIR	17.50	15.00	10.00	20.00	20.00	30.00	30.00	17.50	20.00	12.50
HOUSE RENT (combined)	MONTH	8279.00	3206.00	4288.00	3100.00	9370.00	3457.00	5214.00	3645.00	1997.00	3134.00
rent 2	pm	8279.00	3206.00	4288.00	3100.00	9370.00	3457.00	5214.00	3645.00	1997.00	3134.00
RENT3	PM	8279.00	3206.00	4288.00	3100.00	9370.00	3457.00	5214.00	3645.00	1997.00	3134.00
RENT4	PM	8279.00	3206.00	4288.00	3100.00	9370.00	3457.00	5214.00	3645.00	1997.00	3134.00
RENT5	PM	8279.00	3206.00	4288.00	3100.00	9370.00	3457.00	5214.00	3645.00	1997.00	3134.00
RENT6	PM	8279.00	3206.00	4288.00	3100.00	9370.00	3457.00	5214.00	3645.00	1997.00	3134.00
SYNTHETIC ENEMAL ROBIALAC BALTI 3.64 LTR.	EACH	1800.00	1750.00	1570.00	1950.00	1425.00	1600.00	1550.00	1650.00	1775.00	1700.00
SYNTHETIC ENEMAL ICI BAL TI 3.64 LTR.	EACH	1800.00	1750.00	1570.00	1925.00	1565.00	1700.00	1700.00	1650.00	1775.00	1450.00
CEMENT (LOCAL) SPECIFY BRAND NAME	BAG	509.00	490.00	495.00	510.00	550.00	500.00	500.00	470.00	525.00	515.00
BRICKS (NEW) 1ST CLASS	P/1000	7200.00	5700.00	6000.00	9100.00	6250.00	0.00	0.00	6500.00	5000.00	6500.00
CEMENT BLOCKS (6"x8"x12")	P/100	0.00	0.00	0.00	2725.00	0.00	1800.00	1800.00	0.00	1700.00	0.00
BAJREE	100CFT	3200.00	1650.00	3000.00	2450.00	4250.00	3000.00	3500.00	2775.00	5000.00	2400.00
SAND (BLACK PIT SAND)	K100CFT	2600.00	1200.00	1500.00	2550.00	3250.00	2500.00	2900.00	2300.00	0.00	2150.00
TIMBER SHESHAM LOG 1ST QUALITY	cubmt.	0.00	34000.00	31900.00	0.00	43200.00	0.00	0.00	0.00	0.00	0.00
IRON BAR (M.S. BAR) 1/2"	P/TON	73500.00	75000.00	74500.00	76000.00	78000.00	76000.00	75500.00	74500.00	84000.00	72000.00
CARPANTER WAGE RATE	P/DAY	700.00	700.00	800.00	900.00	900.00	1000.00	1000.00	762.50	900.00	550.00
MASON (RAJ) WAGE RATE	P/DAY	700.00	1000.00	800.00	900.00	1100.00	1200.00	1100.00	800.00	900.00	625.00
UNSKILLED LABOUR WAGE RATE	P/DAY	400.00	400.00	400.00	475.00	550.00	550.00	600.00	550.00	350.00	350.00
PLUMBER WAGE RSTE	P/DAY	0.00	700.00	800.00	900.00	800.00	950.00	1000.00	850.00	900.00	650.00
ELECTICIAN WAGE RATE PER DAY **	P/DAY	0.00	575.00	800.00	0.00	750.00	900.00	1050.00	700.00	0.00	550.00
ELECTICIAN WAGE RATE PER POINT **	P/PNT	120.00	87.50	70.00	150.00	150.00	100.00	100.00	115.00	100.00	100.00
WATER CHARGES PER HOUSE	P/MONTH	175.00	200.00	100.00	130.00	125.00	150.00	250.00	0.00	190.00	300.00
ELECT.CHARGES UPTO 50 UNITS	P/UNIT	2.00	2.00	2.00	2.00	2.00	2.00	2.00	2.00	2.00	2.00
ELECT.CHARGES 01 - 100 UNIT	P/UNIT	5.79	5.79	5.79	5.79	5.79	5.79	5.79	5.79	5.79	5.79

Contd.

7.11 Intercity Consumer Prices February, 2014

Description	Unit	Abbott- abad	Bannu	D.I. Khan	Mingora	Quetta	Turbat	Gawa- dar	Loralai	Khuz- dar	D.M. Jamali
ELECT.CHARGES 101 - 300 UNIT	P/UNIT	9.70	9.70	9.70	9.70	9.70	9.70	9.70	9.70	9.70	9.70
ELECT.CHARGES 301 - 1000 UNIT	P/UNIT	15.27	15.27	15.27	15.27	15.27	15.27	15.27	15.27	15.27	15.27
ELECT.CHARGES ABOVE 1000 UNIT	P/UNIT	17.41	17.41	17.41	17.41	17.41	17.41	17.41	17.41	17.41	17.41
ELEC	PM	10.03	10.03	10.03	10.03	10.03	10.03	10.03	10.03	10.03	10.03
GAS CHR G upto 3.3719 MMBUT	MMBTU	124.18	124.18	0.00	124.18	124.18	0.00	0.00	0.00	0.00	124.18
GAS CHR G 3.3719 - 6.7438 MMBUT	MMBTU	248.37	248.37	0.00	248.37	248.37	0.00	0.00	0.00	0.00	248.37
GAS CHR G 6.7438 - 10.1157 MMBUT	MMBTU	248.37	248.37	0.00	248.37	248.37	0.00	0.00	0.00	0.00	248.37
GAS CHR G 10.1157 - 13.4876 MMBUT	MMBTU	620.91	620.91	0.00	620.91	620.91	0.00	0.00	0.00	0.00	620.91
GAS	PM	620.91	620.91	0.00	620.91	620.91	0.00	0.00	0.00	0.00	620.91
GAS	PM	372.55	372.55	0.00	372.55	372.55	0.00	0.00	0.00	0.00	372.55
KEROSENE OIL	LTR	129.00	128.00	120.00	130.00	117.00	130.00	130.00	130.00	125.00	117.50
FIREWOOD WHOLE	40 KG.	387.50	480.00	350.00	475.00	575.00	350.00	400.00	400.00	400.00	350.00
CHAIR SHESHAM WOOD WITH ARMS **	EACH	1600.00	1025.00	2000.00	1450.00	1150.00	1650.00	1650.00	875.00	1250.00	1550.00
CHAIR PLASTIC (CHAIRMAN) AVERAGE QUALITY	EACH	915.00	637.50	700.00	500.00	550.00	600.00	700.00	587.50	950.00	600.00
TABLE SHESHAM WOOD (4X2X5") ***	EACH	6000.00	5000.00	4000.00	5000.00	5500.00	3450.00	3500.00	4500.00	4500.00	6000.00
SOFASET WOODEN WITH FOAM SEAT **	SET	16000.00	13250.00	16500.00	15500.00	22000.00	8500.00	8500.00	10000.00	12000.00	12000.00
COT IRON (WITH NIWAR)AV.QLTY.	EACH	2100.00	1675.00	1750.00	1712.50	2600.00	2350.00	2400.00	1600.00	2000.00	2300.00
ALMIRAH (STEEL) 6'X3' 20 GAUGE	EACH	14000.00	8625.00	9000.00	8750.00	9000.00	10000.00	9500.00	6750.00	11000.00	13000.00
DINNING TABLE 6 CHAIRS A.QLTY	SET	15500.00	10250.00	14000.00	18000.00	13000.00	18000.00	19000.00	11000.00	10500.00	15500.00
SINGLE BED WITHOUT FOAM MED.	EACH	3750.00	3200.00	5000.00	4500.00	6500.00	3600.00	3600.00	4500.00	8000.00	5750.00
MATRESS SINGLE(4"THICK)	EACH	4400.00	4100.00	3350.00	3800.00	3750.00	3000.00	3000.00	3200.00	4000.00	5000.00
FARSHI DARI 12'X9' AV.QLTY	EACH	1400.00	1250.00	975.00	1450.00	1000.00	500.00	500.00	1000.00	2000.00	1150.00
DARI COTTON (6'x2 1/2') AV.QL	EACH	300.00	365.00	325.00	1175.00	475.00	383.33	300.00	500.00	1200.00	425.00
CARPET PLAIN AV. QLTY	SQFT.	47.50	42.50	35.00	47.50	61.25	48.67	50.00	35.00	35.00	37.50
QUILT (LIHAF) 3 KG. COTTON	EACH	850.00	900.00	600.00	650.00	700.00	550.00	500.00	600.00	800.00	575.00
BLANKET (90" x 54")	EACH	3000.00	2700.00	2650.00	4650.00	2000.00	2500.00	2900.00	2000.00	2500.00	3100.00
BEDSHEET SINGLE BED SUP.QLTY	EACH	500.00	387.50	425.00	650.00	575.00	400.00	350.00	500.00	800.00	550.00
BED SHEET DOUBLE WITH TWO PILLOW COVERS SUP QLTY	SET	2000.00	1025.00	1075.00	1425.00	575.00	550.00	490.00	550.00	975.00	800.00
TOWEL(3'x2') AV. QALTY	EACH	475.00	250.00	245.00	232.50	150.00	200.00	200.00	206.25	275.00	120.00
CEILING FAN 48" SUPER QLTY **	EACH	2895.00	3350.00	2850.00	2350.00	2650.00	3700.00	3600.00	2400.00	2850.00	3150.00
PEDESTAL FAN 22" SUPER QLTY	EACH	4390.00	3825.00	4000.00	3550.00	3600.00	3500.00	3500.00	3500.00	3350.00	4100.00
REFG. DAWLENCE 10 CFT. D.DOOR	EACH	2990.00	2650.00	3350.00	2650.00	26000.00	32000.00	33000.00	24500.00	38000.00	32000.00
D-FREEZER WAVES 8 CFT.	EACH	28600.00	25000.00	31000.00	30000.00	25000.00	28000.00	30000.00	23500.00	34000.00	25500.00
AIRCONDITIONER 1.5 TON PEL	EACH	40000.00	44500.00	44000.00	44000.00	39500.00	43500.00	43300.00	40000.00	46000.00	44500.00
SPLIT AIR CONDITIONER 1.5 TON (SPECIFY BRAND NAME)	EACH	43000.00	43000.00	43000.00	44000.00	40000.00	45000.00	44500.00	36000.00	40000.00	44000.00
AIRCOOLER SUPER ASIA	EACH	9800.00	9500.00	14000.00	9500.00	11500.00	9500.00	9500.00	10500.00	10500.00	10000.00
WASHING MACHINE SINGER	EACH	15150.00	14700.00	14700.00	14700.00	15000.00	14700.00	14700.00	14700.00	14700.00	14700.00
SEWING MACHINE(SINGER)	EACH	5650.00	5210.00	5210.00	5700.00	5210.00	5210.00	5210.00	5210.00	5210.00	5210.00
GIZER LARGE SIZE 30 GALLON CAPACITY SUP QLTY	EACH	19100.00	15200.00	15800.00	14750.00	12500.00	10000.00	10000.00	12000.00	17000.00	14750.00
GAS BURNER DOUBLE SPFY.BRAND	EACH	1700.00	1912.50	1800.00	1500.00	1250.00	1100.00	1200.00	2200.00	2000.00	1300.00
ELECT. IRON PHILIPS MDL.1120	EACH	1650.00	1300.00	1000.00	1500.00	1150.00	1100.00	1200.00	1200.00	1200.00	1450.00
ELECTRIC JUICER FOR APPLE	EACH	4000.00	4500.00	3625.00	3375.00	3800.00	3600.00	3600.00	3500.00	2500.00	3800.00
S.STEEL DEGHCHI MEDIUM SIZE ***	EACH	450.00	545.00	500.00	575.00	500.00	583.33	600.00	500.00	600.00	575.00
ALUMINIUM COOKING PAN (DEGCHI) MED SIZE	EACH	350.00	505.00	425.00	725.00	425.00	455.00	500.00	400.00	600.00	425.00
NON STICK COOKING PAN (DEGCHI) SUP. QLTY	EACH	583.33	550.00	525.00	675.00	350.00	575.00	600.00	345.00	400.00	450.00
FRYING PAN STEEL AVG. QLTY MED. SIZE	EACH	337.50	450.00	352.50	300.00	260.00	200.00	200.00	200.00	400.00	300.00
TAWA IORN (MEDIUM SIZE) AVG. QLTY	EACH	337.50	532.50	355.00	325.00	200.00	245.00	250.00	200.00	300.00	300.00
S.STEEL PLATE A.QLTY.(M.SIZE)	EACH	75.00	65.00	55.00	65.00	85.00	80.00	80.00	82.50	100.00	65.00
TABLE SPOON S.STEEL SUP.QLTY.	DOZEN	300.00	470.00	265.00	550.00	325.00	220.00	235.00	300.00	300.00	420.00
WATER SET JUG+6 GLASSES (OMROC)	SET	450.00	422.50	500.00	437.50	340.00	370.00	400.00	750.00	900.00	400.00
TEA SET PAK. CHINAWARE 21 PCS.	SET	1900.00	1175.00	1550.00	2125.00	1100.00	850.00	900.00	1800.00	1100.00	1950.00
DINNER SET PLASTIC 72 PIECES SUPERIOR QLTY	SET	5250.00	3700.00	3250.00	3625.00	4750.00	2000.00	2000.00	3000.00	1900.00	4200.00
HOTPOT SET PLASTIC 3 PCS.	SET	1500.00	1437.50	1025.00	1775.00	1050.00	800.00	800.00	1150.00	1300.00	1500.00
BUCKET(BALTI) PLASTIC MED.SIZ	EACH	375.00	375.00	290.00	275.00	285.00	360.00	350.00	272.50	300.00	275.00

Contd.

7.11 Intercity Consumer Prices February, 2014

Description	Unit	Abbott- abad	Bannu	D.I. Khan	Mingora	Quetta	Turbat	Gawa- dar	Loralai	Khuz- dar	D.M. Jamali
LOTA PLASTIC (MED SIZE) AVERAGE QUALITY	EACH	47.50	27.50	35.00	55.00	32.50	60.00	55.00	35.00	50.00	60.00
PRESURE COOKER 4 LTR.	EACH	875.00	1400.00	1100.00	1125.00	1125.00	850.00	900.00	1400.00	1200.00	1225.00
WATER COOLER 9/10 LTR.PLASTIC ***	EACH	575.00	450.00	600.00	600.00	500.00	435.00	400.00	550.00	500.00	850.00
THERMOS STARVAC 1 LTR	EACH	450.00	370.00	500.00	650.00	375.00	450.00	455.00	425.00	500.00	350.00
BULB PHILIPS 100-WATTS	EACH	30.00	30.00	25.00	25.00	30.00	30.00	30.00	25.00	30.00	25.00
TUBE LIGHT PHILIPS 40 WATTS	EACH	110.00	95.00	95.00	120.00	100.00	125.00	120.00	110.00	100.00	95.00
ELECTRIC BLUBS "0" WATTE LOCAL	EACH	20.00	20.00	20.00	25.00	20.00	20.00	20.00	20.00	20.00	20.00
ELECTRIC BLUB ENERGY SAVER 14 WATTS	EACH	165.00	160.00	150.00	175.00	180.00	140.00	130.00	140.00	150.00	180.00
WASHING SOAP 250 GMS SPECIFY BRAND NAME	EACH	40.00	35.00	30.00	35.00	30.00	20.00	25.00	30.00	30.00	25.00
SURF EXCEL 400 GMS POLY BAG	EACH	125.00	125.00	125.00	125.00	125.00	125.00	125.00	125.00	125.00	125.00
WASHING POWDER 1000 GRM	EACH	180.00	175.00	175.00	175.00	175.00	175.00	175.00	175.00	175.00	180.00
WASHING POWDER (WHEEL/ BONUS) 100 GRAMS	EACH	85.00	90.00	85.00	85.00	85.00	85.00	85.00	90.00	85.00	90.00
CLEANSER POWDER VIM 1000 GM	PKT.	72.22	72.22	66.67	66.67	66.67	72.22	72.22	66.67	66.67	66.67
FINIS 500 ML	BOTTLE	165.00	120.00	110.00	110.00	187.50	110.00	110.00	123.75	170.00	165.00
PHNYLE TYPHONE/FINIS/CARRANITE 3 LITRES	BOTTLE	125.00	110.00	130.00	120.00	120.00	120.00	120.00	130.00	150.00	115.00
HARPIC	BOTTLE	125.00	125.00	125.00	125.00	125.00	125.00	125.00	125.00	125.00	125.00
BOOT POLISH CHERRY/KIWI 50ML	EACH	88.89	80.00	80.00	80.00	80.00	80.00	80.00	80.00	80.00	80.00
ROBIN BLUE (35 GRAMS)	PKT.	25.00	30.00	28.00	30.00	35.00	25.00	30.00	30.00	25.00	25.00
TISSU PAPER PERFUMED 100 PCS.	PKT	105.00	80.00	90.00	90.00	100.00	80.00	80.00	118.75	105.00	90.00
TOILET PAPER ROLL (R.PETEL)	P/ROLL	35.00	35.00	35.00	30.00	35.00	30.00	30.00	30.00	40.00	35.00
BOOT POLISH LIQUID CHEERY BLOSSOM KIWI 75 ML	BOTTLE	120.00	120.00	120.00	120.00	120.00	120.00	120.00	120.00	120.00	120.00
MATCH BOX SMALL	EACH	1.00	1.50	1.00	1.00	1.00	2.00	2.00	1.50	1.50	1.50
DRY CELL 1.5 VOLT(LOCAL)	EACH	20.00	20.00	20.00	20.00	15.00	20.00	15.00	17.50	22.00	20.00
HAND STITCHING NEEDLE M.SIZE	PACKET	9.00	6.00	6.00	5.00	5.00	8.00	8.00	6.00	10.00	5.00
SEWING MACHINE NEEDLE (SINGER)	EACH	7.50	5.00	5.00	5.00	5.00	6.00	6.00	6.00	6.00	5.00
HOUSEHOLD SERVANT FEMALE P/T	P/MNTH	2000.00	1500.00	2000.00	2750.00	1375.00	4000.00	3750.00	1500.00	3000.00	900.00
MARRIAGE HALL WITH FURNITURE	P/HEAD	105.00	80.00	70.00	60.00	80.00	50.00	50.00	50.00	50.00	50.00
SEPTRAN TABLETS	10TAB.	15.00	15.00	15.00	15.00	15.00	15.00	15.00	15.00	15.00	15.00
BRUFEN TABS 200-MG.	10TAB.	10.00	10.00	10.00	10.00	10.00	10.00	10.00	10.00	10.00	10.00
PANADOL TAB. EXTRA/PLAIN	10TAB.	10.00	10.00	10.00	10.00	10.00	10.00	10.00	10.00	10.00	10.00
DISPRIN TAB.	10TAB.	10.00	10.00	10.00	10.00	10.00	10.00	10.00	10.00	10.00	10.00
TRISIL TAB.	10 TAB	10.00	10.00	10.00	10.00	10.00	10.00	10.00	10.00	10.00	10.00
FLAGYL TAB. 200 MG.	10TAB.	10.00	10.00	10.00	10.00	10.00	10.00	10.00	10.00	10.00	10.00
VENTOLIN TAB. 2MG.	10TAB.	9.00	9.00	9.00	9.00	9.00	9.00	9.00	9.00	9.00	9.00
DAONIL TAB. 5 MG.	10TAB.	15.00	15.00	15.00	15.00	15.00	15.00	15.00	15.00	15.00	15.00
ENTOX TAB.	10TAB.	10.00	10.00	10.00	10.00	10.00	10.00	10.00	10.00	10.00	10.00
RENITEC TAB. 5 MG.	10TAB.	51.00	51.00	51.00	51.00	51.00	51.00	51.00	51.00	51.00	51.00
CAC. 1000 TAB	BOTTLE	122.00	122.00	122.00	122.00	122.00	122.00	122.00	122.00	122.00	122.00
AMOXIL CAPSOLE 250 MG.S	10CAP.	31.00	31.00	31.00	31.00	31.00	31.00	31.00	31.00	31.00	31.00
CALCIUM SYRUP SANDOZ	BOTTLE	64.00	64.00	64.00	64.00	64.00	64.00	64.00	64.00	64.00	64.00
LEDERPLEX SYRUP	BOTTLE	35.00	35.00	35.00	35.00	35.00	35.00	35.00	35.00	35.00	35.00
SANCOS SYRUP (50 ML.)	BOTTLE	30.00	30.00	30.00	30.00	30.00	30.00	30.00	30.00	30.00	30.00
PHENERGAN SYRUP 120 ML.	BOTTLE	33.00	33.00	33.00	33.00	33.00	33.00	33.00	33.00	33.00	33.00
CALPOL SYRUP 60 ML.	BOTTLE	25.00	25.00	25.00	25.00	25.00	25.00	25.00	25.00	25.00	25.00
HYDRYLIN SYRUP 120 ML.	BOTTLE	59.00	59.00	59.00	59.00	59.00	59.00	59.00	59.00	59.00	59.00
POLYFAX EYE OINTMENT	TUBE	21.00	21.00	21.00	21.00	21.00	21.00	21.00	21.00	21.00	21.00
BETNESOL EYE DROPS	BOTTLE	30.00	30.00	30.00	30.00	30.00	30.00	30.00	30.00	30.00	30.00
EAR DROPS (CARDISPORINE) ***	BOTTLE	21.00	21.00	21.00	21.00	21.00	21.00	21.00	21.00	21.00	21.00
BETNOVATE-N OINTMENT 5 GMS	TUBE	16.00	16.00	16.00	16.00	16.00	16.00	16.00	16.00	16.00	16.00
BURNOL CREAM 30 GRM	TUBE	16.00	16.00	16.00	16.00	16.00	16.00	16.00	16.00	16.00	16.00
VICKS VAPORUB/BALM	BOTTLE	36.00	36.00	36.00	36.00	36.00	36.00	36.00	36.00	36.00	36.00
GLYCRINE SMALL BOTTLE	BOTTLE	25.00	25.00	15.00	20.00	30.00	20.00	20.00	20.00	25.00	15.00
JOUHAR JOSHANDA	PKT.	6.00	6.00	6.00	6.00	6.00	6.00	6.00	6.00	6.00	6.00
GALXOS-D (450 GRMS)	PKT.	151.88	151.88	151.88	151.88	151.88	151.88	151.88	151.88	151.88	151.88

Contd.

7.11 Intercity Consumer Prices February, 2014

Description	Unit	Abbott- abad	Bannu	D.I. Khan	Mingora	Quetta	Turbat	Gawa- dar	Loralai	Khuz- dar	D.M. Jamali
GRIPE-WATER WOODWARDS	BOTTLE	50.00	50.00	50.00	50.00	50.00	50.00	50.00	50.00	50.00	50.00
SANIPLAST ONE PUTTY	EACH	1.43	2.00	2.00	1.50	1.00	3.00	3.00	2.00	2.00	1.45
O.R.S. (NIMCOL)	PKT.	15.00	15.00	15.00	15.00	15.00	15.00	15.00	15.00	15.00	15.00
DETTOL (MEDIUM)	BOTTLE	46.80	46.80	46.80	46.80	46.80	46.80	46.80	46.80	46.80	46.80
COTTON BANDAGE 2" - 4"	EACH	10.50	8.00	5.50	6.00	8.00	15.00	15.00	13.00	12.00	10.00
THERMOMETER CHINA	EACH	47.50	40.00	45.00	35.00	35.00	50.00	50.00	35.00	50.00	40.00
DOCTOR (MBBS) CLINIC FEE	P/PAT.	125.00	125.00	200.00	200.00	200.00	200.00	250.00	200.00	200.00	90.00
URINE TEST (DR) CHARGES	P/TEST	60.00	90.00	120.00	70.00	80.00	250.00	250.00	100.00	100.00	85.00
BLOOD TEST (CP) CHARGES	P/TEST	100.00	170.00	130.00	250.00	200.00	350.00	350.00	200.00	200.00	225.00
SUGAR TEST (RANDOM/FASTING BOTH) CHARGES	P/TEST	100.00	100.00	140.00	100.00	175.00	300.00	300.00	150.00	150.00	200.00
ECG CHARGES	P/TEST	250.00	250.00	250.00	150.00	175.00	400.00	400.00	200.00	300.00	150.00
X-RAY (CHEST) CHARGES	P/X-RAY	200.00	150.00	225.00	150.00	200.00	350.00	350.00	250.00	250.00	275.00
CAR SUZUKI 800 CC (W/O. A/C)	EACH	680000.00	0.00	642000.00	0.00	0.00	0.00	0.00	0.00	0.00	0.00
CAR SUZUKI 1000 CC	EACH	1060000.00	0.00	1029000.00	0.00	1029000.00	0.00	0.00	0.00	0.00	0.00
CAR TOYOTA 1300 CC	EACH	1590000.00	0.00	1750500.00	0.00	1568000.00	0.00	0.00	0.00	0.00	0.00
CAR HONDA CIVIC	EACH	2180000.00	0.00	0.00	0.00	1986000.00	0.00	0.00	0.00	0.00	0.00
MOTORCYCLE HONDA CD-70.	EACH	68500.00	69000.00	72500.00	68500.00	69500.00	68000.00	68000.00	68000.00	0.00	70000.00
MOTORCYCLE YAMAHA 100CC.	EACH	79300.00	82000.00	79300.00	0.00	80600.00	79300.00	79300.00	79300.00	0.00	0.00
MOTOR CYCLE HERO 70 CC	EACH	46000.00	43000.00	44500.00	45500.00	50000.00	50000.00	0.00	50000.00	0.00	0.00
BICYCLE WITH TYRES & TUBES	EACH	7200.00	7900.00	6825.00	6500.00	7062.50	6000.00	6000.00	7000.00	0.00	6500.00
TYRE CAR WITH TUBE GENERAL	EACH	3350.00	4500.00	3500.00	2900.00	3250.00	3500.00	3500.00	2300.00	3000.00	3000.00
TYRE MOTOR CYCLE WITHOUT TUBE	EACH	1500.00	1300.00	1000.00	1225.00	1050.00	1250.00	1250.00	1100.00	1275.00	0.00
TYRE CYCLE SPECIFY BRAND NAME	EACH	330.00	545.00	310.00	425.00	350.00	300.00	300.00	300.00	450.00	475.00
TYRE CAR W/O TUBE	EACH	3000.00	4200.00	3600.00	2900.00	3200.00	3200.00	3200.00	2000.00	6000.00	2700.00
PETROL SUPER	LITRE	112.76	112.76	112.76	112.76	112.76	112.76	112.76	112.76	112.76	112.76
HIGH SPEED DIESEL HSD	LITRE	116.75	116.75	116.75	116.75	116.75	116.75	116.75	116.75	116.75	116.75
CNG	K.G.	0.00	0.00	0.00	74.25	74.25	0.00	0.00	0.00	0.00	74.25
GAS CYLINDER STAND. SIZE	EACH	1600.00	1400.00	1400.00	1485.00	1500.00	1230.00	1230.00	1612.50	1575.00	2450.00
MOTOR CYCLE SERVICE CHARGES	EACH	300.00	300.00	275.00	250.00	275.00	200.00	200.00	200.00	300.00	200.00
CAR SERVICE CHARGES	EACH	375.00	0.00	400.00	225.00	450.00	275.00	400.00	300.00	400.00	300.00
TYRE PUNCTURE CHARGES	EACH	70.00	62.50	50.00	55.00	45.00	75.00	75.00	30.00	75.00	65.00
CYCLE OVERHAULING CHARGES	EACH	225.00	500.00	250.00	250.00	190.00	150.00	155.00	110.00	200.00	100.00
CAR TAX FOR 800CC TO 1300CC	YEARLY	937.50	937.50	937.50	937.50	500.00	500.00	500.00	500.00	500.00	500.00
TRAIN FARE ECO. 1-100 KM.	P/KM.	0.71	0.71	0.00	0.00	0.71	0.00	0.71	0.00	0.00	0.71
TRAIN FARE ECO. 101-500 KM.	P/KM.	1.02	1.02	0.00	0.00	1.02	0.00	1.02	0.00	0.00	1.02
TRAIN FARE ECO. > 500 KM.	P/KM.	0.93	0.93	0.00	0.00	0.93	0.00	0.93	0.00	0.00	0.93
TRAIN FARE 1ST SLP. 1-100KM	P/KM.	2.18	2.18	0.00	0.00	2.18	0.00	2.18	0.00	0.00	2.18
TRAIN FARE 1ST SLP.101-500 KM	P/KM.	2.69	2.69	0.00	0.00	2.69	0.00	2.69	0.00	0.00	2.69
TRAIN FARE 1ST SLP. > 500 KM	P/KM.	2.07	2.07	0.00	0.00	2.07	0.00	2.07	0.00	0.00	2.07
TRAIN FARE A/C SLP. 1-100KM.	P/KM	5.99	5.99	0.00	0.00	5.99	0.00	5.99	0.00	0.00	5.99
TRAIN FARE A/C SLP.101-500KM	P/KM.	4.77	4.77	0.00	0.00	4.77	0.00	4.77	0.00	0.00	4.77
TRAIN FARE A/C SLP > 500KM.	P/KM	4.32	4.32	0.00	0.00	4.32	0.00	4.32	0.00	0.00	4.32
PLATEFORM TICKET	EACH	10.00	10.00	0.00	0.00	10.00	0.00	10.00	0.00	0.00	10.00
AUTO RICKSHAW FARES	KM/MIN	50.00	45.00	40.00	50.00	65.00	40.00	72.50	50.00	65.00	40.00
FULL TONGA CHARGES	KM/MIN	60.00	40.00	0.00	0.00	80.00	0.00	0.00	50.00	0.00	0.00
TAXI 4 SEATER FARE	KM/MIN	65.00	50.00	100.00	75.00	60.00	60.00	60.00	60.00	60.00	60.00
BUS FARE MIN (WITHIN CITY)	TICKET	10.00	0.00	0.00	0.00	20.00	0.00	0.00	0.00	0.00	0.00
BUS FARE MAX (WITHIN CIT	TICKET	10.00	25.00	0.00	0.00	20.00	0.00	0.00	0.00	0.00	0.00
BUS FARE OUTSIDE CITY	P/KM.	0.93	0.93	0.93	0.93	0.90	0.90	0.90	0.90	0.90	0.90
A/C BUS FARE OUTSIDE CITY	P/KM.	1.60	1.45	1.50	1.50	1.60	1.60	1.60	1.60	1.60	1.60
MINIBUS FARE MIN.WITH IN CITY	TICKET	0.00	0.00	0.00	0.00	20.00	0.00	35.00	0.00	0.00	0.00
MINIBUS FARE MAX.WITH IN CITY	TICKET	0.00	0.00	0.00	0.00	20.00	0.00	0.00	0.00	0.00	0.00
SUZUKI FARE MIN.WITH IN CITY	TICKET	10.00	0.00	10.00	10.00	0.00	0.00	0.00	0.00	0.00	0.00
SUZUKI FARE MAXIMUM W.IN CITY	TICKET	13.00	0.00	15.00	15.00	0.00	0.00	30.00	0.00	0.00	0.00

Contd.

7.11 Intercity Consumer Prices February, 2014

Description	Unit	Abbott- abad	Bannu	D.I. Khan	Mingora	Quetta	Turbat	Gawa- dar	Loralai	Khuz- dar	D.M. Jamali
AIR FARE ECONOMY CLASS.	P/KM.	0.00	0.00	0.00	0.00	16.41	16.41	16.41	0.00	16.41	0.00
POSTAL ENVELOPE DOMESTIC	EACH	8.00	8.00	8.00	8.00	8.00	8.00	8.00	8.00	8.00	8.00
ENVELOPE FOR SAUDI ARABIA	EACH	50.00	50.00	50.00	50.00	50.00	45.00	45.00	45.00	50.00	45.00
POSTAL REGISTRATION CHARGES	EACH	28.00	28.00	28.00	28.00	28.00	28.00	28.00	28.00	28.00	28.00
U.M.S. REG CHARGES MIN.	EACH	58.00	58.00	58.00	58.00	59.00	58.00	58.00	58.00	58.00	58.00
T.C.S. CH. MIN.WITH IN ZONE	EACH	110.00	110.00	110.00	95.00	110.00	110.00	110.00	110.00	110.00	110.00
TELEPHONE CHARGES LOCAL CALL	P/CALL	3.94	3.94	3.94	3.94	3.94	3.94	3.94	3.94	3.94	3.94
TEL CHARGES OUT SIDE CITY	P/CALL	3.94	3.94	3.94	3.94	3.94	3.94	3.94	3.94	3.94	3.94
INTERNET CHARGES	P/HOUR	30.00	25.00	42.50	30.00	25.00	30.00	30.00	38.75	20.00	20.00
MOBILE CELL CHARGES	P/UNIT	4.00	2.88	2.50	2.50	3.00	3.00	3.00	3.00	4.00	3.00
FAX CHARGES (LOCAL)	P/PAGE	17.50	15.00	15.00	10.00	15.00	30.00	25.00	20.00	20.00	15.00
TELEPHONE SET AV. QLTY	EACH	1200.00	925.00	1300.00	900.00	575.00	750.00	800.00	675.00	500.00	550.00
MOBILE SET NOKIA/SONY/ERICSON/SAMSUNG WITHOUT CAMERA	EACH	3200.00	2600.00	2250.00	2450.00	3000.00	2100.00	2200.00	2750.00	3000.00	3750.00
T.V. 20" COLORED WEGA H-A21.	EACH	20000.00	21500.00	20000.00	23500.00	18000.00	17000.00	17000.00	18000.00	17500.00	20000.00
T.V 20" COLOR CHINA/KORIA)	EACH	10500.00	9000.00	9550.00	8125.00	13000.00	8000.00	8000.00	12000.00	8500.00	16500.00
V.C.P. PANASONIC/LGINAT	EACH	6500.00	6500.00	5000.00	0.00	6900.00	4500.00	0.00	6000.00	0.00	6500.00
DVD/VCD PLAYER PANASONIC/LG	EACH	4600.00	2500.00	5500.00	3000.00	5200.00	3000.00	0.00	4800.00	3000.00	4750.00
RADIO WITH C.PLAYER NATIONAL	EACH	2800.00	2175.00	1900.00	1450.00	1950.00	1600.00	1675.00	2000.00	1900.00	1650.00
PERSONNEL COMPUTER (BRANDED)	EACH	35000.00	52000.00	41500.00	33500.00	42000.00	28000.00	28000.00	28000.00	28000.00	28000.00
VID. CASSETTE BLK. TDK/SONY	EACH	150.00	110.00	100.00	125.00	155.00	150.00	150.00	150.00	0.00	0.00
COM. C.D. (TDK/IMATION)	EACH	50.00	65.00	50.00	50.00	72.50	60.00	35.00	70.00	50.00	65.00
TAPE RECORDER CASSETTE BLANK	EACH	50.00	25.00	42.50	70.00	40.00	35.00	37.50	35.00	45.00	30.00
VIDEO GAME SEGA 16 BYTE	EACH	1800.00	1450.00	1475.00	0.00	1150.00	1000.00	900.00	1250.00	1000.00	0.00
CINEMA A/C. HIGH CLASS	TICKET	0.00	0.00	0.00	0.00	0.00	0.00	0.00	0.00	0.00	0.00
CINEMA NON-A/C HIGH CLASS	TICKET	30.00	40.00	50.00	100.00	150.00	0.00	0.00	20.00	0.00	0.00
CABLE CHARGES	PER MONT	300.00	300.00	250.00	200.00	400.00	350.00	300.00	300.00	300.00	250.00
TV.LICENCE FEE DOMESTIC	YEARLY	420.00	420.00	420.00	420.00	420.00	420.00	420.00	420.00	420.00	420.00
ENGLISH BOOK CLASS V1	EACH	69.00	69.00	69.00	69.00	47.00	47.00	47.00	47.00	47.00	47.00
ENGLISH BOOK CLASS IX OR X	EACH	55.00	55.00	55.00	55.00	72.00	72.00	72.00	72.00	72.00	72.00
ENG. BOOK 1ST.YR COMPLETE SET	EACH	80.00	80.00	80.00	80.00	65.00	65.00	65.00	65.00	65.00	65.00
ENGLISH BOOK BA/B.SC	EACH	120.00	120.00	120.00	120.00	175.00	175.00	175.00	175.00	175.00	175.00
URDU BOOK CLASS V (T.B.BORD)	EACH	93.00	93.00	93.00	93.00	48.00	48.00	48.00	48.00	48.00	48.00
URDU BOOK CLASS IX/X(T.B.B)	EACH	57.50	57.50	57.50	57.50	83.00	83.00	83.00	83.00	83.00	83.00
URDU BOOK 1ST.YEAR/INTER	EACH	76.00	76.00	76.00	76.00	85.00	85.00	85.00	85.00	85.00	85.00
URDU BOOK BA/B.SC	EACH	160.00	160.00	160.00	160.00	175.00	175.00	175.00	175.00	175.00	175.00
MATHS BOOK CALSS V (T.B.B)	EACH	94.00	94.00	94.00	94.00	55.00	55.00	55.00	55.00	55.00	55.00
MATHS BOOK CLASS IX OR X	EACH	116.00	116.00	116.00	116.00	117.00	117.00	117.00	117.00	117.00	117.00
MATHS BOOK 1ST.YEAR (T.B.B)	EACH	160.00	160.00	160.00	160.00	138.00	138.00	138.00	138.00	138.00	138.00
PAKISTAN STUDIES BOOK BA/B.SC	EACH	95.00	95.00	95.00	95.00	300.00	300.00	300.00	300.00	300.00	300.00
DAILY "DAWN"	P/COPY	19.00	19.00	19.00	19.00	19.00	19.00	19.00	19.00	19.00	19.00
DAILY "JANG"	P/COPY	12.00	12.00	12.00	12.00	12.00	12.00	12.00	12.00	12.00	12.00
DAILY "NAWA-E-WAQT"	P/COPY	12.00	12.00	12.00	12.00	12.00	12.00	12.00	12.00	12.00	12.00
WEEKLY "AKHBAR-E-JAHAN"	P/COPY	50.00	50.00	50.00	50.00	50.00	50.00	50.00	50.00	50.00	50.00
WEEKLY "MAG"	P/COPY	45.00	45.00	45.00	45.00	45.00	45.00	45.00	45.00	45.00	45.00
MONTHLY "NAUNEHAL DIGEST"	P/COPY	35.00	35.00	35.00	35.00	35.00	35.00	35.00	35.00	35.00	35.00
PAPER FOOLSCAPE (27"x17")	QUIRE	38.75	30.00	47.50	25.00	27.50	25.00	25.00	35.00	50.00	35.00
EXERCISE.BOOK LINED 80/100 PGS	EACH	57.50	47.50	45.00	57.50	37.50	40.00	40.00	47.50	50.00	27.50
PENCILGOLDFISH/DEER	EACH	5.00	5.00	5.00	5.00	5.00	5.00	5.00	5.00	5.00	4.25
PEN INK DOLLOR 57 ML BOTTLE	EACH	20.00	20.00	20.00	20.00	20.00	20.00	20.00	20.00	20.00	20.00
PHOTOSTATE PAPER 70 GM	PRT	320.00	282.50	350.00	345.00	355.00	530.00	550.00	260.00	400.00	347.50
BALL PEN (local)	EACH	7.00	5.00	5.00	5.00	5.00	7.00	7.00	5.00	5.00	5.00
FOUNTAIN PEN HERO/WINGS/CHINA	EACH	55.00	35.00	40.00	45.00	40.00	40.00	40.00	35.00	30.00	37.50
PRIVATE SCHOOL FEE ENGLISH MEDIUM AVERAGE STANDARD (CLASS I)	PER MONTH	1387.50	500.00	425.00	675.00	750.00	460.00	550.00	500.00	300.00	300.00
PRIVATE SCHOOL FEE ENGLISH MEDIUM AVERAGE STANDARD (CLASS V)	PER MONTH	1587.50	600.00	550.00	900.00	850.00	600.00	600.00	700.00	560.00	450.00

Contd.

7.11 Intercity Consumer Prices February, 2014

Description	Unit	Abbott- abad	Bannu	D.I. Khan	Mingora	Quetta	Turbat	Gawa- dar	Loralai	Khuz- dar	D.M. Jamali
PRIVATE SCHOOL FEE ENGLISH MEDIUM AVERAGE STANDARD (CLASS VI)	PER MONTH	1587.50	700.00	1675.00	900.00	1200.00	700.00	800.00	1000.00	675.00	500.00
PRIVATE SCHOOL FEE ENGLISH MEDIUM AVERAGE STANDARD (CLASS X)	PER MONTH	2087.50	800.00	925.00	1250.00	1400.00	800.00	850.00	1200.00	635.00	550.00
PRIVATE MEDICL COLLEGE FEE MBBS (1ST YEAR)	PER MONTH	31233.33	0.00	0.00	0.00	0.00	0.00	0.00	0.00	0.00	0.00
PRIVATE ENGINEERING COLLEGE FEE (1STR YEAR)	PER MONTH	0.00	0.00	0.00	0.00	5700.00	0.00	0.00	0.00	0.00	0.00
GOVT. COLLEGE FEE 1ST. YEAR	MONTH	31.25	41.67	35.42	31.25	60.00	7.50	7.50	7.50	7.50	7.00
GOVT. COLLEGE FEE 4TH. YEAR	MONTH	39.59	50.00	39.59	39.59	80.00	9.00	9.00	9.00	9.00	9.00
GOVT. UNIVERSITY FEE MSC.	MONTH	539.58	620.00	540.00	540.00	350.00	350.00	350.00	350.00	350.00	350.00
GOVT. MED. COLLEGE FEE MBBS	MONTH	641.66	0.00	641.66	641.66	950.00	0.00	950.00	0.00	0.00	950.00
GOVT. ENGG. COLL. FEE I YEAR	MONTH	0.00	0.00	360.00	0.00	850.00	0.00	3850.00	0.00	850.00	850.00
COACHING FEE FOR CLASS IX/X	PER MONTH	1200.00	650.00	1000.00	1750.00	600.00	600.00	600.00	600.00	600.00	600.00
COACHING CHARGES FOR CLASS 1ST YEAR/INTER (SCIENCE)	PER MONTH	1500.00	675.00	1100.00	2875.00	1000.00	0.00	600.00	0.00	0.00	850.00
COACHING CHARGES FOR CLASS 1ST YEAR/INTER (COMMERCE)	PER MONTH	1000.00	675.00	1000.00	950.00	1000.00	0.00	600.00	0.00	0.00	920.00
I.T. TUITION FEES	PER MONTH	4166.00	2200.00	2100.00	0.00	1800.00	0.00	920.00	0.00	0.00	0.00
MBA TUITION FEES	PER MONTH	3000.00	2600.00	2100.00	0.00	0.00	0.00	0.00	0.00	0.00	0.00
BREAD TANDOORI ST. SIZE	EACH	5.50	10.00	6.00	10.00	10.00	10.00	10.00	10.00	10.00	10.00
COOKED MUTTON (AV. HOTEL)	PLATE	110.00	140.00	140.00	140.00	150.00	120.00	150.00	200.00	180.00	90.00
COOKED BEEF (AV. HOTEL)	PLATE	72.50	80.00	100.00	105.00	80.00	90.00	120.00	120.00	150.00	65.00
COOKED DAL (AV. HOTEL)	PLATE	50.00	45.00	70.00	45.00	60.00	60.00	60.00	50.00	50.00	40.00
CHICKEN BIRYANI FULL/DOUBLE	PLATE	140.00	120.00	145.00	190.00	150.00	120.00	130.00	100.00	85.00	80.00
TEA PREPARED (ORDINARY)	CUP	17.50	15.00	15.00	17.50	20.00	10.00	12.50	20.00	15.00	20.00
HAIRCUT CHARGES FOR MEN	P/CUT	65.00	57.50	45.00	72.50	80.00	75.00	75.00	60.00	55.00	55.00
BEAUTY PORL HAIR STYL. CHARGE	P/STY.	325.00	150.00	140.00	462.50	250.00	275.00	300.00	250.00	250.00	175.00
SHAVING CHARGES	PER SHV	25.00	37.50	32.50	45.00	40.00	35.00	35.00	40.00	30.00	25.00
LIPSTICK S.MISS/MEDORA	EACH	90.00	90.00	100.00	90.00	95.00	90.00	100.00	90.00	100.00	90.00
NAIL POLISH S.MISS/MEDORA	EACH	95.00	90.00	100.00	85.00	95.00	80.00	80.00	80.00	80.00	80.00
PERFUME MED.SIZE MEDORA/BROACH	EACH	110.00	120.00	100.00	150.00	100.00	100.00	100.00	100.00	150.00	180.00
HAIR-OIL AMLA/CHAMBELI	BOTTLE	110.00	100.00	100.00	100.00	100.00	100.00	100.00	100.00	100.00	100.00
TOILET SOAP LUX 95 GRAMS	EACH	40.38	40.38	40.38	40.38	40.38	40.38	40.38	40.38	40.38	40.38
TOILET SOAP LIFEBOUY 140 GRM	EACH	36.00	36.00	36.00	36.00	36.00	36.00	36.00	36.00	36.00	36.00
TOILET SOAP SAFEGUARD BATH SIZE	EACH	46.00	46.00	46.00	46.00	46.00	46.00	46.00	46.00	46.00	46.00
TOOTHPASTE MACKLINES 70 GRM	EACH	50.00	50.00	50.00	50.00	50.00	50.00	50.00	50.00	50.00	50.00
TOOTHPAST MED SIZE CLGATE 70 GMS	EACH	56.00	56.00	56.00	56.00	56.00	56.00	56.00	56.00	56.00	56.00
TOOTHBRUSH SHEILD A/PLAUQUE	EACH	40.00	30.00	40.00	46.25	50.00	50.00	50.00	40.00	50.00	47.50
TOOTHPOWDER DENTONIC 90 GRM	EACH	25.00	25.00	25.00	25.00	25.00	25.00	25.00	25.00	25.00	25.00
HAIR-COLOUR BEGIN (6 GMS)	EACH	90.00	95.00	90.00	90.00	90.00	90.00	90.00	95.00	90.00	90.00
HAIR COLOUR (KALAKOLA)	BOTTLE	120.00	120.00	120.00	120.00	120.00	120.00	120.00	120.00	120.00	120.00
FACECREAM PONDS (MEDIUM)	EACH	105.00	120.00	110.00	120.00	120.00	100.00	100.00	100.00	140.00	110.00
TALC POWDER VICE ROAY,B.CAT	EACH	120.00	115.00	110.00	110.00	120.00	130.00	120.00	110.00	150.00	122.50
BLADE TREET ORDINARY 10'S	PKT.	30.00	30.00	30.00	30.00	30.00	30.00	30.00	35.00	45.00	30.00
BLADE 7-O-CLOCK STAIN. 5'S	PKT.	30.00	30.00	30.00	32.50	35.00	30.00	35.00	35.00	55.00	35.00
SHAMPOO SUNSILK/PAINTN 100 ML	BOTTLE	100.00	100.00	94.44	94.44	100.00	115.00	100.00	94.44	100.00	95.00
BEAUTY CREAM (FAIR & LOVELY)	EACH	155.00	85.00	120.00	115.00	135.00	85.00	115.00	100.00	100.00	155.00
HAIR REMOVING CREAM (EU-CREAM)	TUBE	60.00	55.00	55.00	65.00	65.00	55.00	55.00	55.00	55.00	55.00
GEL MEDIUM SIZE	BOTTLE	120.00	65.00	85.00	120.00	80.00	60.00	60.00	70.00	120.00	120.00
DISPOSABLE RAZOR GILLET-II	EACH	35.00	35.00	40.00	40.00	45.00	45.00	40.00	45.00	40.00	35.00
SHAVING CREAM TOUCH-ME/ADM.	EACH	60.00	55.00	55.00	60.00	60.00	50.00	60.00	50.00	70.00	55.00
GOLD TEZABI 24 CT	10 GM.	43552.00	42000.00	42916.00	43000.00	43724.00	44583.33	45416.67	48000.00	42000.00	44500.00
SILVER TEZABI 24 CT	10 GM.	711.00	740.00	625.00	691.67	720.00	916.67	916.67	750.00	700.00	711.00
ARTIFICIAL JEWELLARY SET	SET	733.33	450.00	230.00	1300.00	480.00	500.00	525.00	400.00	400.00	425.00
WRIST WATCH GENTS CITIZEN (ORIGINAL) ***	EACH	2000.00	2500.00	2500.00	2500.00	3000.00	2550.00	2500.00	2550.00	2500.00	2500.00
WRIST WATCH LADIES CITIZEN (ORIGINAL) ***	EACH	1825.00	2500.00	2500.00	2500.00	3000.00	2500.00	2500.00	2500.00	2500.00	2500.00
WALL CLOCK QUARTZ AV.QLTY	EACH	550.00	375.00	255.00	650.00	475.00	300.00	325.00	500.00	500.00	475.00
SUITCASE REXIN (24"x16"x6")	EACH	925.00	625.00	650.00	650.00	1500.00	900.00	950.00	1000.00	1750.00	900.00
TRUNK MEDIUM SIZE ***	EACH	925.00	1500.00	1200.00	2200.00	675.00	650.00	700.00	650.00	1500.00	1075.00
PURSE LADIES (LEATHER) AVERAGE QUALITY	EACH	675.00	600.00	500.00	625.00	500.00	325.00	300.00	350.00	300.00	325.00

7.11 Inter-city Consumer Prices February, 2014

Value in Rupees

Description	Unit	Average	% Change
FOOD & NON-ALCOHOLIC BEVERAGES			
WHEAT	10 KG.	399.31	0.96
WHEAT FLOUR FINE/SUPERIOR.	KG.	47.3	0.70
WHEAT FLOUR AVG. QLTY	KG.	42.97	0.70
WHEAT FLOUR BAG	10 KG.	423.48	0.35
MAIDA	KG.	55.03	1.16
SUJI	KG.	56.14	0.57
BESAN AV. QLTY.	KG.	82.18	1.02
RICE BASMATI SUP. QLTY.	KG.	137.93	0.70
RICE BASMATI 385/386	KG.	94.95	-0.02
RICE BASMATI BROKEN AV.QLTY	KG.	73.43	0.05
RICE IRRI-6 (SINDH/PUNJAB)	KG.	50.7	0.06
VERMICELLI	KG.	78.09	1.02
BREAD PLAIN MEDIUM SIZE	EACH	38.59	0.34
RUSK (PAPAY)	KG.	176.55	0.55
BISCUITS-PACKED	PKT	35	0.00
BISCUIT-BAKERY (LOOSE)	250 GM	71.27	0.35
CORNFLAKS FAUJI 225 GM.	PKT	161.1	0.00
SAMOSAS (VEGETABLE)	EACH	11.39	0.98
PASTRY AV.QLTY.	EACH	23.8	0.63
PATTIES (VEGETABLES)	EACH	19.18	0.00
NIMCO	250 GM	62.58	0.53
CHIPS	250 GM	70.75	0.00
BEEF WITH BONE AV.QLTY.	KG	276.21	0.78
MUTTON AV.QLTY.	KG	535.93	0.67
CHICKEN FARM BROILER (LIVE)	KG	162.62	-13.85
FISH-RAHU MEDIUM SIZE	KG	278.93	-0.70
MILK FRESH (UNBOILED)	LTR.	70.29	0.85
CURD	KG.	82.34	0.45
MILK TETRA PACK 1/2 LTR.	PKT.	50.3	0.00
LACTOGEN 400 GRAMS	PKT.	374.13	0.10
POWDER MILK NIDO 400GM.	PKT	318.75	3.66
MILK POWDER LOOSE/PACKED	KG.	493.81	0.06
BUTTER LOCAL PACKED	50 GM.	27.81	0.00
EGGS FARM	DOZ	101.92	-4.35
MUSTARD OIL AV.QLTY.	KG.	186.89	-0.32
COOKING OIL (DALDA)	2.5LTR	536.38	0.19
COOKING OIL (PAKWAN) OTHER BRAND SPECIFY	2.5 LTR	508.9	0.44
VEGETABLE GHEE TIN	2.5KG.	511.5	0.07
VEGETABLE GHEE (LOOSE)	KG.	166.46	0.19
DATES AV.QLTY.	KG.	177.05	0.71
PISTACHIO AV.QLTY.	50 GM.	103.15	-0.20
ALMONDS WHOLE AV.QLTY.	KG.	488.43	0.03
COCONUT DRY AV.QLTY.	KG.	232.35	-0.20
RAISINS AV.QLTY.	50 GM.	20.16	-0.69
GROUNDNUTS (WITH SHELL)	KG.	176.46	-1.85
MALTA/MOSAMBI	DOZ	96.02	2.43
KINNU	DOZ	74.01	1.23
APPLE	KG	96.33	1.26
ALOO BUKHARA	KG	0	
POMEGRANATE (ANNAR)	KG	0	
GRAPES	KG	0	
BANANAS	DOZ	54.49	4.37
MANGO KALMI	KG	0	
GUAVA	KG	61.65	8.23

Contd.

7.11 Inter-city Consumer Prices February, 2014

Value in Rupees

Description	Unit	Average	% Change
WATERMELON (TURBOOZ)	KG	0	
MUSKMELON (KHARBOOZA)	KG	0	
SWEETMELON (GARMA)	KG	0	
PULSE MASOOR (WHOLE)	KG.	111.59	1.62
PULSE MASOOR (WASHED)	KG.	124.52	2.31
PULSE MOONG (WASHED)	KG.	137.54	2.21
PULSE MASH (WASHED)	KG.	134.58	0.37
PULSE GRAM	KG.	76.59	5.63
GRAM WHOLE BLACK AV.QLTY.	KG.	78.5	2.79
GRAM WHOLE YELLOW AV.QLTY	KG.	112.56	0.81
BEANS (LAL LOBIN)	KG.	147.44	1.03
POTATOES	KG	28.39	-3.40
ONION	KG	32.73	-10.67
TURNIP	KG	22.75	-0.18
RADISH	KG	21.04	-1.64
TOMATOES	KG	32.8	-35.23
CABBAGE	KG	30.81	-9.12
CAULIFLOWER	KG	27.97	0.61
BRINJAL	KG	0	
PUMPKIN	KG	0	
BOTTLEGOURD	KG	0	
LADY FINGER	KG	0	
PEAS	KG	64.19	12.50
SPINACH	KG	20.17	-4.86
TINDA	KG	0	
TURAI	KG	0	
KARAILA	KG	0	
ARVI	KG	0	
CHILLIES GREEN	KG	89.09	17.81
CARROT	KG	23.09	-4.07
COCUMBER (KHEERA)	KG	59.02	-35.81
LEMON	250GM	27.5	3.50
SUGAR REFINED	KG.	51.73	-1.80
GUR AV.QLTY	KG.	75.96	-1.33
HONEY LANGANESE 500 GM.	BOTTLE	711.97	0.51
MILO 200 GM.	BOTTLE	175.35	0.21
CUSTARD POWDER RAFHAN 300 GM.	PKT	71.75	0.59
TOFFEE (HILAL)	EACH	1.26	1.61
CHOWKELATE CANDY (SMALL SIZE)	EACH	5	0.00
SWEETMEAT (MIXED)	KG	292.59	0.27
ICE CREAM WALLS	CUP.	40	0.00
ICE	KG	8.85	0.00
JAM AHMED/MITCHELLES	BOTTLE	123.85	0.41
SQUASH-MITCHELLES	BOTTLE	146.06	0.00
ROOH AFZA	BOTTLE	136.58	0.00
JAM-E-SHIREEN	BOTTLE	144.06	0.00
SAUNF	50 GM	16.64	0.79
CINAMON LOOSE AV. QLTY	50 GM.	21.42	0.00
CUMINSEED WHITE NATIONAL	50 GM.	50.65	0.00
PEPPER BLACK NATIONAL	50 GM.	83.95	7.28
CLOVES LOOSE AV.QLTY	50 GM.	92.09	-0.48
CARDAMOM LARGE LOOSE AV.QLTY	50 GM.	119.59	3.79
CARDAMOM SMALL AV.QLTY	50 GM.	109.54	0.46
SALT-POWDERED (LAHORI) LOOSE	KG.	9.32	0.54
SALT POWDERED (NATIONAL/SHAN)	PKT	20	0.00
CHILLIES POWD.NATIONAL 200GM	PKT	106.88	0.00

Contd.

7.11 Inter-city Consumer Prices February, 2014

Value in Rupees

Description	Unit	Average	% Change
CHILLIES POWDER LOOS	KG.	225.12	1.16
CORRIANDER SEED POWD.NATIONAL	PKT	78	0.65
CORRIANDER SEED (LOOSE)	KG.	207.64	1.77
TURMERIC POWD.NATIONAL 50GM	PKT.	35	0.00
CURRY POWD. NATIONAL 200 GM	PKT.	86.25	0.00
TOMATO KETCHUP AHMED/MITCHL	BOTTLE	80.03	0.48
PICKLES AHMED/MITCHELLES	BOTTLE	99.69	0.64
VINEGAR SYNTHETIC (SIRKA)	BOTTLE	69.08	0.91
GARLIC	KG	132.12	1.07
GINGER	KG	209.28	3.04
TAPAL DANEDAR TEA 200GM PACKET	PKT	142.9	-2.16
TEA LIPTON YELLOW LABEL 200GM.	PKT.	151.71	-1.88
TEA LOOSE KENYA AV.QLTY 250GM.	PKT.	135.28	-0.47
COFFEE-NESCAFE 75 GM. **	BOTTLE	305.44	1.33
COLD DRINK (STANDARD SIZ)	BOTTLE	20.99	0.00
FRUIT JUICE TETRA PACK	PKT.	15	0.00
MINERAL WATER NESTLE 1.5 LTR	BOTTLE	44.44	0.00
ALCOHOLIC BEVERAGES & TOBACCO			
CIGARETTES K-2 10'S **	PKT	38.75	0.00
CIGARETTES CAPSTAN 10'S **	PKT	40.2	0.00
CIGARETTES GOLD LEAF 20'S	PKT	90.09	0.00
CIGARETTES MORVEN GOLD 20'S	PKT	39.9	0.00
BETEL LEAVES	50GM.	59.4	-1.53
BETEL NUTS	KG.	281.11	0.09
CLOTHING & FOOTWEAR			
LONG CLOTH 57" GUL AHMED/AL-KARAM	METER	195.78	0.54
SHIRTING AV.QLTY.	METER	150.55	1.31
PANT CLOTH W & WEAR AV.QLTY	METER	364.41	0.45
LAWN PRINTED GUL AHMED/AL-KARAM	METER	214.33	0.31
GEORGETTE AV.QLTY	METER	124.8	0.15
LINEN AV.QLTY ***	METER	141.55	0.18
HEAVY WT SUITING LAWERNCPUR SUP QLTY	METER	1241.76	0.66
HEAVY WT SUITING LAWERNCPUR AV QLTY	METER	1639.13	1.71
TROPICAL SUITING LAW.PUR	METER	1018.25	0.00
PANT BOY 24"/26" LENGTH.	EACH	438.38	0.36
SHIRT BOY 24"/26" LENGTH	EACH	346.64	0.15
SCHOOL UNI. PANT,SHIRT BOYS	SUIT	592.23	0.37
SCHOOL UNI. KAMEEZ,SHAL.BOYS	SUIT	565	0.61
SCHOOL UNI. KAMEEZ,SHAL.GIRL	SUIT	580.94	0.32
FROCK W/WEAR GIRLS	EACH	841.09	1.03
AWAMI-SUIT W & W(BOY) 24"/26	SUIT	843.95	0.45
AWAMI-SUIT W&W (GENTS)AV.QLTY	SUIT	1137.42	0.83
PULLOVER GENTS OXFORD/BON.	EACH	2640.13	0.21
PULLOVER LADIES OXFORD/BON.	EACH	2502.81	0.10
PULLOVER (GENTS) OTHERS A.QTY	EACH	878.61	1.08
SECOND-HAND COAT FOR MEN	EACH	397.61	0.08
SECONDHAND SWEETER FOR MEN DUP QLTY	EACH	264.3	0.68
SECONDHAND WINTER JACKET	EACH	387.7	0.83
UNDERWEAR AV.QLTY MEDIUM SIZE	EACH	114.98	0.22
VEST FOR MEN AV.QLTY.	EACH	118.5	0.66
VEST/SHAMEEZ (WOMEN) AVG. QLTY	EACH	131.54	0.72
SOCKS NYLON (PAKISTANI)	PAIR	81.06	0.00
BRASSIER AV.QLTY.	EACH	135.84	1.42
BRASSIER SUP QLTY	EACH	313.86	2.35

Contd.

7.11 Inter-city Consumer Prices February, 2014

Value in Rupees

Description	Unit	Average	% Change
DOPATTA GEORGETTE AV.QLTY.	EACH	269.9	0.21
DOPATTA COTTON AV GLTY	EACH	210.99	0.87
CHADDAR (W/WEAR) (2x2.5 MTR)	EACH	401.95	0.34
LUNGI/DHOTI(COTTON) AVG. QLTY	EACH	279.44	0.76
HANDKERCHIEF AVG. QLTY PAK	EACH	35.24	1.44
HANDKERCHIEF SUP. QLTY PAK	EACH	57.38	0.77
GLOVES AV QLTY	PAIR	87.25	0.00
AZARBAND COTTON AVG. QLTY	EACH	16.25	0.00
SEWING THREAD/REEL(ASLI PARI)	EACH	6.4	0.79
WASHING CHARGES PAINT & SHIRT	SUIT	86.64	1.10
DRY CLEANING SUIT COAT PANT	SUIT	294.32	0.84
WASHING CH. (KAMIZ-SHALWAR)	PAIR	61.47	0.56
TAILORING SHIRT	EACH	320.97	0.00
TAILORING CHARGES PANT (MEN)	EACH	525.29	0.72
TAILORING COAT-PANT SUIT	SUIT	3495.39	0.00
TAILORING AWAMI-SUIT (MALE)	SUIT	456.11	0.00
TAILORING SUIT FEMALE	SUIT	387.64	0.57
GENTS SHOES PAUL BATA	PAIR	1199	0.00
GENTS SANDAL BATA	PAIR	699	0.00
GENTS SPOUNG CHAPPAL BATA	PAIR	179	0.00
LADIES SANDAL BATA	PAIR	499	0.00
LADIES SPOUNG CHAPPAL BATA	PAIR	179	0.00
CHILD SHOE POWER LITE BATA	PAIR	599	0.00
GENTS SHOE, ART 1109 SERVICE	PAIR	999	0.00
NYLON JOGGER 27 SIZE 2-5 ***	PAIR	1299	0.00
CHINA FOOT WEAR AV. QLTY (MALE) *	PAIR	627.19	0.40
CHINA FOOT WEAR AV. QLTY (FEMALE) *	PAIR	475.97	1.19
CHINA FOOT WEAR AV. QLTY (CHILDREN) *	PAIR	403.02	0.47
SHOE REPAIR HALF SOLE	PAIR	89.75	0.00
SHOES POLISH CHARGES AVERAGE SHOP	PAIR	17.4	0.00
HOUSING, WATER, ELECT,GAS & OTH FUEL			
HOUSE RENT (combined)	MONTH	5867.43	0.00
rent 2	pm	5867.43	0.00
RENT3	PM	5867.43	0.00
RENT4	PM	5867.43	0.00
RENT5	PM	5867.43	0.00
RENT6	PM	5867.43	0.00
SYNTHETIC ENEMAL ROBIALAC BALTI 3.64 LTR.	EACH	1745.43	0.08
SYNTHETIC ENEMAL ICI BALTI 3.64 LTR.	EACH	1801.65	0.19
CEMENT (LOCAL) SPECIFY BRAND NAME	BAG	510.89	0.21
BRICKS (NEW) IST CLASS	P/1000	6073.29	-0.08
CEMENT BLOCKS (6"x8"x12")	P/100	2105	1.69
BAJREE	100CFT	3712.54	0.75
SAND (BLACK PIT SAND)	K100CFT	2043.02	-1.47
TIMBER SHESHAM LOG IST QUALITY	cubmt.	48897.58	0.98
IRON BAR (M.S. BAR) 1/2"	P/TON	74998.07	-0.22
CARPANTER WAGE RATE	P/DAY	726.28	0.17
MASON (RAJ) WAGE RATE	P/DAY	783.44	0.08
UNSKILLED LABOUR WAGE RATE	P/DAY	422.92	0.37
PLUMBER WAGE RSTE	P/DAY	727.75	0.47
ELECTICIAN WAGE RATE PER DAY **	P/DAY	702.24	0.23
ELECTICIAN WAGE RATE PER POINT **	P/PNT	105.67	0.12
WATER CHARGES PER HOUSE	P/MONTH	114.99	0.00
ELECT.CHARGES UPTO 50 UNITS	P/UNIT	2	0.00
ELECT.CHARGES 01 - 100 UNIT	P/UNIT	5.79	0.00

Contd.

7.11 Inter-city Consumer Prices February, 2014

Value in Rupees

Description	Unit	Average	% Change
ELECT.CHARGES 101 - 300 UNIT	P/UNIT	9.7	0.00
ELECT.CHARGES 301 - 1000 UNIT	P/UNIT	15.27	0.00
ELECT.CHARGES ABOVE 1000 UNIT	P/UNIT	17.41	0.00
ELEC	PM	10.03	0.00
GAS CHRGR upto 3.3719 MMBTU	MMBTU	124.18	0.00
GAS CHRGR 3.3719 - 6.7438 MMBTU	MMBTU	248.37	0.00
GAS CHRGR 6.7438 - 10.1157 MMBTU	MMBTU	248.37	0.00
GAS CHRGR10.1157 - 13.4876 MMBTU	MMBTU	620.91	0.00
GAS	PM	620.91	0.00
GAS	PM	372.55	0.00
KEROSENE OIL	LTR	126.76	-0.60
FIREWOOD WHOLE	40 KG.	497.32	0.42
FURNISHING HOUSE HOLD EQUIPMENTS			
CHAIR SHESHAM WOOD WITH ARMS **	EACH	1731.06	0.65
CHAIR PLASTIC (CHAIRMAN) AVERAGE QUALITY	EACH	695.13	0.82
TABLE SHESHAM WOOD (4X2X5") ***	EACH	5120.98	0.47
SOFASET WOODEN WITH FOAM SEAT **	SET	15615.18	1.02
COT IRON (WITH NIWAR)AV.QLTY.	EACH	1986.04	1.23
ALMIRAH (STEEL) 6'X3' 20 GAUGE	EACH	9224.02	0.44
DINNING TABLE 6 CHAIRS A.QLTY	SET	17730.8	1.21
SINGLE BED WITHOUT FOAM MED.	EACH	5510.82	0.32
MATRESS SINGLE(4"THICK)	EACH	4611.42	0.22
FARSHI DARI 12'X9' AV.QLTY	EACH	1200.78	0.66
DARI COTTON (6'x2 1/2') AV.QL	EACH	552.31	0.00
CARPET PLAIN AV. QLTY	SQFT.	39.35	0.59
QUILT (LIHAF) 3 KG. COTTON	EACH	847.23	0.57
BLANKET (90" x 54")	EACH	3119.81	0.28
BEDSHEET SINGLE BED SUP.QLTY	EACH	557.49	1.10
BED SHEET DOUBLE WITH TWO PILLOW COVERS SUP QLTY	SET	1094.68	1.91
TOWEL(3'x2') AV. QALTY	EACH	224.31	0.14
CEILING FAN 48" SUPER QLTY **	EACH	2881.92	0.32
PEDESTAL FAN 22" SUPER QLTY	EACH	3926.71	0.08
REFG. DAWLENCE 10 CFT. D.DOOR	EACH	29645.83	0.28
D-FREEZER WAVES 8 CFT.	EACH	27981.67	0.30
AIRCONDITIONER 1.5 TON PEL	EACH	41465	0.00
SPLIT AIR CONDITIONER 1.5 TON (SPECIFY BRAND NAME)	EACH	42460	0.08
AIRCOOLER SUPER ASIA	EACH	11212.92	0.00
WASHING MACHINE SINGER	EACH	15116.67	0.36
SEWING MACHINE(SINGER)	EACH	5535.25	0.74
GIZER LARGE SIZE 30 GALLON CAPACITY SUP QLTY	EACH	16633.33	0.04
GAS BURNER DOUBLE SPFY.BRAND	EACH	1632.27	0.38
ELECT. IRON PHILIPS MDL.1120	EACH	1613.19	1.30
ELECTRIC JUICER FOR APPLE	EACH	5119.62	0.26
S.STEEL DEGHCHI MEDIUM SIZE ***	EACH	569.68	0.57
ALUMINIUM COOKING PAN (DEGCHI) MED SIZE	EACH	543.23	1.01
NON STICK COOKING PAN (DEGCHI) SUP. QLTY	EACH	775.2	0.83
FRYING PAN STEEL AVG. QLTY MED. SIZE	EACH	349.83	1.19
TAWA IORN (MEDIUM SIZE) AVG. QLTY	EACH	281.47	0.84
S.STEEL PLATE A.QLTY.(M.SIZE)	EACH	72.83	0.26
TABLE SPOON S.STEEL SUP.QLTY.	DOZEN	340.6	0.89
WATER SET JUG+6 GLASSES (OMROC)	SET	461.8	0.81
TEA SET PAK. CHINAWARE 21 PCS.	SET	1614.68	0.91
DINNER SET PLASTIC 72 PIECES SUPERIOR QLTY	SET	4836.82	0.36
HOTPOT SET PLASTIC 3 PCS.	SET	1260.14	1.38
BUCKET(BALTI) PLASTIC MED.SIZ	EACH	309.73	0.20

Contd.

7.11 Inter-city Consumer Prices February, 2014

Value in Rupees

Description	Unit	Average	% Change
LOTA PLASTIC (MED SIZE) AVERAGE QUALITY	EACH	49.41	0.32
PRESURE COOKER 4 LTR.	EACH	1304.58	0.86
WATER COOLER 9/10 LTR.PLASTIC ***	EACH	545.42	0.23
THERMOS STARVAC 1 LTR	EACH	429.68	0.00
BULB PHILIPS 100-WATTS	EACH	28.21	0.32
TUBE LIGHT PHILIPS 40 WATTS	EACH	101.19	0.00
ELECTRIC BLUBS "0" WATTE LOCAL	EACH	21.33	0.00
ELECTRIC BLUB ENERGY SAVER 14 WATTS	EACH	159.19	0.08
WASHING SOAP 250 GMS SPECIFY BRAND NAME	EACH	31.93	0.09
SURF EXCEL 400 GMS POLY BAG	EACH	125	0.00
WASHING POWDER 1000 GRM	EACH	180.13	0.56
WASHING POWDER (WHEEL/ BONUS) 100 GRAMS	EACH	91.55	0.13
CLEANSER POWDER VIM 1000 GM	PKT.	69.17	11.84
FINIS 500 ML	BOTTLE	158.28	1.60
PHNYLE TYPHONE/FINIS/CARRANITE 3 LITRES	BOTTLE	129.99	1.16
HARPIC	BOTTLE	125	0.00
BOOT POLISH CHERRY/KIWI 50ML	EACH	81.78	0.27
ROBIN BLUE (35 GRAMS)	PKT.	35.57	1.43
TISSU PAPER PERFUMED 100 PCS.	PKT	95.47	0.00
TOILET PAPER ROLL (R.PETEL)	P/ROLL	34.68	0.00
BOOT POLISH LIQUID CHEERY BLOSSOM KIWI 75 ML	BOTTLE	125.25	0.90
MATCH BOX SMALL	EACH	1.58	0.00
DRY CELL 1.5 VOLT(LOCAL)	EACH	21.36	1.42
HAND STITCHING NEEDLE M.SIZE	PACKET	7.29	0.00
SEWING MACHINE NEEDLE (SINGER)	EACH	6.08	0.00
HOUSEHOLD SERVANT FEMALE P/T	P/MNTH	1642.47	0.58
MARRIAGE HALL WITH FURNITURE	P/HEAD	100.51	1.93
HEALTH			
SEPTRAN TABLETS	10TAB.	15.00	0.00
BRUFEN TABS 200-MG.	10TAB.	10.00	0.00
PANADOL TAB. EXTRA/PLAIN	10TAB.	10.00	0.00
DISPRIN TAB.	10TAB.	10.00	0.00
TRISIL TAB.	10 TAB	10.00	0.00
FLAGYL TAB. 200 MG.	10TAB.	10.00	0.00
VENTOLIN TAB. 2MG.	10TAB.	9.00	0.00
DAONIL TAB. 5 MG.	10TAB.	15.00	0.00
ENTOX TAB.	10TAB.	10.00	0.00
RENITEC TAB. 5 MG.	10TAB.	51.00	0.00
CAC. 1000 TAB	BOTTLE	122.00	0.00
AMOXIL CAPSOLE 250 MG.S	10CAP.	31.00	0.00
CALCIUM SYRUP SANDOZ	BOTTLE	64.00	0.00
LEDERPLEX SYRUP	BOTTLE	35.00	0.00
SANCOS SYRUP (50 ML.)	BOTTLE	30.00	0.00
PHENERGAN SYRUP 120 ML.	BOTTLE	33.00	0.00
CALPOL SYRUP 60 ML.	BOTTLE	25.00	0.00
HYDRYLLIN SYRUP 120 ML.	BOTTLE	59.00	0.00
POLYFAX EYE OINTMENT	TUBE	21.00	0.00
BETNESOL EYE DROPS	BOTTLE	30.00	0.00
EAR DROPS (CARDISPORINE) ***	BOTTLE	21.00	0.00
BETNOVATE-N OINTMENT 5 GMS	TUBE	16.00	0.00
BURNOL CREAM 30 GRM	TUBE	16.00	0.00
VICKS VAPORUB/BALM	BOTTLE	36.00	0.00
GLYCRINE SMALL BOTTLE	BOTTLE	21.26	0.00
JOUHAR JOSHANDA	PKT.	6.00	0.00
GALXOS-D (450 GRMS)	PKT.	151.88	0.00

Contd.

7.11 Inter-city Consumer Prices February, 2014

Value in Rupees

Description	Unit	Average	% Change
GRIFE-WATER WOODWARDS	BOTTLE	50.00	0.00
SANIPLAST ONE PUTTY	EACH	1.82	0.00
O.R.S. (NIMCOL)	PKT.	15.00	0.00
DETTOL (MEDIUM)	BOTTLE	46.80	0.00
COTTON BANDAGE 2" - 4"	EACH	8.67	0.00
THERMOMETER CHINA	EACH	40.34	0.95
DOCTOR (MBBS) CLINIC FEE	P/PAT.	158.98	0.96
URINE TEST (DR) CHARGES	P/TEST	94.53	1.47
BLOOD TEST (CP) CHARGES	P/TEST	227.23	0.28
SUGAR TEST (RANDOM/FASTING BOTH) CHARGES	P/TEST	160.84	0.00
ECG CHARGES	P/TEST	217.76	0.00
X-RAY (CHEST) CHARGES	P/X-RAY	261.39	0.00
TRANSPORT			
CAR SUZUKI 800 CC (W/O. A/C)	EACH	641230.77	0.49
CAR SUZUKI 1000 CC	EACH	1055145.83	0.22
CAR TOYOTA 1300 CC	EACH	1623742.42	0.17
CAR HONDA CIVIC	EACH	2082470.59	0.27
MOTORCYCLE HONDA CD-70.	EACH	69369.23	0.46
MOTORCYCLE YAMAHA 100CC.	EACH	79888.24	0.00
MOTOR CYCLE HERO 70 CC	EACH	45482.84	0.01
BICYCLE WITH TYRES & TUBES	EACH	7271.47	0.14
TYRE CAR WITH TUBE GENERAL	EACH	3305.92	0.80
TYRE MOTOR CYCLE WITHOUT TUBE	EACH	1182.94	0.06
TYRE CYCLE SPECIFY BRAND NAME	EACH	366.25	0.00
TYRE CAR W/O TUBE	EACH	3118.12	0.14
PETROL SUPER	LITRE	112.76	0.00
HIGH SPEED DIESEL HSD	LITRE	116.75	0.00
CNG	K.G.	68.84	0.00
GAS CYLINDER STAND. SIZE	EACH	1464.99	-4.96
MOTOR CYCLE SERVICE CHARGES	EACH	246.94	0.56
CAR SERVICE CHARGES	EACH	316.29	0.00
TYRE PUNCTURE CHARGES	EACH	57.5	0.21
CYCLE OVERHAULING CHARGES	EACH	267.62	0.47
CAR TAX FOR 800CC TO 1300CC	YEARLY	1346.43	0.00
TRAIN FARE ECO. 1-100 KM.	P/KM.	0.71	0.00
TRAIN FARE ECO. 101-500 KM.	P/KM.	1.02	0.00
TRAIN FARE ECO. > 500 KM.	P/KM.	0.93	0.00
TRAIN FARE IST SLP. 1-100KM	P/KM.	2.18	0.00
TRAIN FARE IST SLP.101-500 KM	P/KM.	2.69	0.00
TRAIN FARE IST SLP. > 500 KM	P/KM.	2.07	0.00
TRAIN FARE A/C SLP. 1-100KM.	P/KM.	5.99	0.00
TRAIN FARE A/C SLP.101-500KM	P/KM.	4.77	0.00
TRAIN FARE A/C SLP > 500KM.	P/KM.	4.32	0.00
PLATFORM TICKET	EACH	10	0.00
AUTO RICKSHAW FARES	KM/MIN	57.03	0.00
FULL TONGA CHARGES	KM/MIN	61.1	1.38
TAXI 4 SEATER FARE	KM/MIN	78.21	0.33
BUS FARE MIN (WITHIN CITY)	TICKET	13.2	0.00
BUS FARE MAX (WITHIN CIT	TICKET	21.93	0.00
BUS FARE OUTSIDE CITY	P/KM.	0.97	0.00
A/C BUS FARE OUTSIDE CITY	P/KM.	1.6	0.00
MINIBUS FARE MIN.WITH IN CITY	TICKET	15	0.00
MINIBUS FARE MAX.WITH IN CITY	TICKET	21.5	0.00
SUZUKI FARE MIN.WITH IN CITY	TICKET	11.73	1.82
SUZUKI FARE MAXIMUM W.IN CITY	TICKET	17.62	1.15

Contd.

7.11 Inter-city Consumer Prices February, 2014

Value in Rupees

Description	Unit	Average	% Change
AIR FARE ECONOMY CLASS. COMMUNICATION	P/KM.	16.41	0.00
POSTAL ENVELOPE DOMESTIC	EACH	8.00	0.00
ENVELOPE FOR SAUDI ARABIA	EACH	48.88	0.00
POSTAL REGISTRATION CHARGES	EACH	28.00	0.00
U.M.S. REG CHARGES MIN.	EACH	58.18	0.00
T.C.S. CH. MIN.WITH IN ZONE	EACH	109.63	0.00
TELEPHONE CHARGES LOCAL CALL	P/CALL	3.94	0.00
TEL CHARGES OUT SIDE CITY	P/CALL	3.94	0.00
INTERNET CHARGES	P/HOUR	26.83	0.00
MOBILE CELL CHARGES	P/UNIT	3.07	0.00
FAX CHARGES (LOCAL)	P/PAGE	16.81	0.00
TELEPHONE SET AV. QLTY	EACH	719.69	0.83
MOBILE SET NOKIA/SONY/ERICSON/SAMSUNG WITHOUT CAMERA	EACH	2796.46	0.25
RECREATION AND CULTURE			
T.V. 20" COLORED WEGA H-A21.	EACH	19508.96	0.00
T.V 20" COLOR CHINA/KORIA)	EACH	11195.63	0.30
V.C.P. PANASONIC/LG/NAT	EACH	5439.29	0.00
DVD/VCD PLAYER PANASONIC/LG	EACH	4127.09	0.00
RADIO WITH C.PLAYER NATIONAL	EACH	2222.12	0.23
PERSONNEL COMPUTER (BRANDED)	EACH	43066.75	0.00
VID. CASSETTE BLK. TDK/SONY	EACH	141.33	0.00
COM. C.D. (TDK/IMATION)	EACH	53.27	0.00
TAPE RECORDER CASSETTE BLANK	EACH	45.28	0.00
VIDEO GAME SEGA 16 BYTE	EACH	1270.59	0.00
CINEMA A/C. HIGH CLASS	TICKET	85.06	0.00
CINEMA NON-A/C HIGH CLASS	TICKET	51.65	0.00
CABLE CHARGES	PER MONT	287.5	0.00
TV.LICENCE FEE DOMESTIC	YEARLY	420	0.00
ENGLISH BOOK CLASS V1	EACH	61.92	0.00
ENGLISH BOOK CLASS IX OR X	EACH	90.11	0.00
ENG. BOOK IST.YR COMPLETE SET	EACH	84.74	0.00
ENGLISH BOOK BA/B.SC	EACH	163.25	0.00
URDU BOOK CLASS V (T.B.BORD)	EACH	65.97	0.00
URDU BOOK CLASS IX/X(T.B.B)	EACH	90.49	0.00
URDU BOOK IST.YEAR/INTER	EACH	57.71	0.00
URDU BOOK BA/B.SC	EACH	144.5	0.00
MATHS BOOK CALSS V (T.B.B)	EACH	73.03	0.00
MATHS BOOK CLASS IX OR X	EACH	164.66	0.00
MATHS BOOK IST.YEAR (T.B.B)	EACH	140.62	0.00
PAKISTAN STUDIES BOOK BA/B.SC	EACH	146.75	0.00
DAILY "DAWN"	P/COPY	19	0.00
DAILY "JANG"	P/COPY	12	0.00
DAILY "NAWA-E-WAQT"	P/COPY	12	0.00
WEEKLY "AKHBAR-E-JAHAN"	P/COPY	50	0.00
WEEKLY "MAG"	P/COPY	45	0.00
MONTHLY "NAUNEHAL DIGEST"	P/COPY	35	0.00
PAPER FOOLSCAPE (27"x17")	QUIRE	35.48	0.11
EXERCISE.BOOK LINED 80/100 PGS	EACH	43.08	0.21
PENCILGOLDFISH/DEER	EACH	5.58	0.36
PEN INK DOLLOR 57 ML BOTTLE	EACH	20.5	0.00
PHOTOSTATE PAPER 70 GM	PRT	334.28	0.45
BALL PEN (local)	EACH	5.94	0.00
FOUNTAIN PEN HERO/WINGS/CHINA	EACH	39.46	0.00

Contd.

7.11 Inter-city Consumer Prices February, 2014

Value in Rupees

Description	Unit	Average	% Change
EDUCATION			
PRIVATE SCHOOL FEE ENGLISH MEDIUM AVERAGE STANDARD (CLASS I)	PER MONTH	963.06	0.00
PRIVATE SCHOOL FEE ENGLISH MEDIUM AVERAGE STANDARD (CLASS V)	PER MONTH	1066.04	0.00
PRIVATE SCHOOL FEE ENGLISH MEDIUM AVERAGE STANDARD (CLASS VI)	PER MONTH	1194.93	0.00
PRIVATE SCHOOL FEE ENGLISH MEDIUM AVERAGE STANDARD (CLASS X)	PER MONTH	1372.01	0.00
PRIVATE MEDICLE COLLEGE FEE MBBS (IST YEAR)	PER MONTH	38361.08	0.00
PRIVATE ENGINEERING COLLEGE FEE (ISTR YEAR)	PER MONTH	11693.57	0.00
GOVT. COLLEGE FEE IST. YEAR	MONTH	44.27	0.00
GOVT. COLLEGE FEE 4TH. YEAR	MONTH	58.40	0.00
GOVT. UNIVERSITY FEE MSC.	MONTH	381.34	0.00
GOVT. MED. COLLEGE FEE MBBS	MONTH	1194.64	0.00
GOVT. ENGG. COLL. FEE I YEAR	MONTH	1035.75	0.00
COACHING FEE FOR CLASS IX/X	PER MONTH	1115.40	0.00
COACHING CHARGES FOR CLASS IST YEAR/INTER (SCIENCE)	PER MONTH	1630.31	0.00
COACHING CHARGES FOR CLASS IST YEAR/INTER (COMMERCE)	PER MONTH	1348.12	0.00
I.T. TUITION FEES	PER MONTH	2300.16	0.00
MBA TUITION FEES	PER MONTH	5839.14	0.00
RESTAURANTS AND HOTELS			
BREAD TANDOORI ST. SIZE	EACH	7.31	1.67
COOKED MUTTON (AV. HOTEL)	PLATE	126.35	1.20
COOKED BEEF (AV. HOTEL)	PLATE	79.34	0.63
COOKED DAL (AV. HOTEL)	PLATE	47.42	1.02
CHICKEN BIRYANI FULL/DOUBLE	PLATE	122.51	1.52
TEA PREPARED (ORDINARY)	CUP	17.33	0.12
MISCELLANEOUS GOODS AND SERVICES			
HAIRCUT CHARGES FOR MEN	P/CUT	65.8	2.29
BEAUTY PORL HAIR STYL CHARGE	P/STY.	245.34	0.67
SHAVING CHARGES	PER SHV	34.72	1.70
LIPSTICK S.MISS/MEDORA	EACH	101.38	0.55
NAIL POLISH S.MISS/MEDORA	EACH	81.94	1.29
PERFUME MED.SIZE MEDORA/BROACH	EACH	148.75	1.36
HAIR-OIL AMLA/CHAMBELI	BOTTLE	102.13	0.49
TOILET SOAP LUX 95 GRAMS	EACH	40.38	0.00
TOILET SOAP LIFEBOUY 140 GRM	EACH	36	0.00
TOILET SOAP SAFEGUARD BATH SIZE	EACH	46	0.00
TOOTHPASTE MACKLINES 70 GRM	EACH	50	0.00
TOOTHPAST MED SIZE CLGATE 70 GMS	EACH	56	0.00
TOOTHBRUSH SHEILD A/PLAUQUE	EACH	37.84	0.11
TOOTHPOWDER DENTONIC 90 GRM	EACH	25	0.00
HAIR-COLOUR BEGIN (6 GMS)	EACH	93.19	0.06
HAIR COLOUR (KALAKOLA)	BOTTLE	120	0.00
FACECREAM PONDS (MEDIUM)	EACH	110	0.46
TALC POWDER VICE ROAY,B.CAT	EACH	125.06	0.40
BLADE TREET ORDINARY 10'S	PKT.	32.92	0.00
BLADE 7-O-CLOCK STAIN. 5'S	PKT.	33.04	0.27
SHAMPOO SUNSILK/PAINTIN 100 ML	BOTTLE	101.96	0.04
BEAUTY CREAM (FAIR & LOVELY)	EACH	122.88	0.00
HAIR REMOVING CREAM (EU-CREAM)	TUBE	59.25	0.42
GEL MEDIUM SIZE	BOTTLE	88.19	0.65
DISPOSABLE RAZOR GILLET-II	EACH	38.44	0.44
SHAVING CREAM TOUCH-ME/ADM.	EACH	57.42	0.67
GOLD TEZABI 24 CT	10 GM.	43614.83	-0.35
SILVER TEZABI 24 CT	10 GM.	743.64	-1.98
ARTIFICIAL JEWELLARY SET	SET	624.15	0.84
WRIST WATCH GENTS CITIZEN (ORIGINAL) ***	EACH	3305	0.98
WRIST WATCH LADIES CITIZEN (ORIGINAL) ***	EACH	3284.38	0.99
WALL CLOCK QUARTZ AV.QLTY	EACH	496.63	0.74
SUITCASE REXIN (24"x16"x6")	EACH	990.94	2.97
TRUNK MEDIUM SIZE ***	EACH	1496.64	0.61
PURSE LADIES (LEATHER) AVERAGE QUALITY	EACH	567.72	0.66

7.11 Intercity Consumer Prices March, 2014

Description	Unit	Rawal-pindi	Islama- bad	Attock	Jehlum	Lahore	Sahiwal	Gujran- wala	Wazira- bad	Sialkot	Faisal-abad
WATERMELON (TURBOOZ)	KG	0.00	0.00	0.00	0.00	0.00	0.00	0.00	0.00	0.00	0.00
MUSKMELON (KHARBOOZA)	KG	0.00	0.00	0.00	0.00	0.00	0.00	0.00	0.00	0.00	0.00
SWEETMELON (GARMA)	KG	0.00	0.00	0.00	0.00	0.00	0.00	0.00	0.00	0.00	0.00
PULSE MASOOR (WHOLE)	KG.	126.25	138.13	117.50	110.00	147.32	110.00	105.00	100.00	120.00	130.00
PULSE MASOOR (WASHED)	KG.	130.67	141.25	117.50	125.00	157.32	135.00	150.00	150.00	130.00	146.25
PULSE MOONG (WASHED)	KG.	146.25	161.25	150.00	157.50	156.43	140.00	135.00	140.00	140.00	146.25
PULSE MASH (WASHED)	KG.	136.04	150.00	140.00	162.50	143.57	135.00	150.00	140.00	147.50	142.50
PULSE GRAM	KG.	75.83	88.75	72.00	70.00	70.71	65.00	67.50	65.00	67.50	68.25
GRAM WHOLE BLACK AV.QLTY.	KG.	79.58	88.75	67.00	70.00	65.71	70.00	65.00	65.00	65.00	70.75
GRAM WHOLE YELLOW AV.QLTY	KG.	113.75	123.75	102.50	100.00	75.00	120.00	97.50	100.00	105.00	83.75
BEANS (LAL LOBIA)	KG.	164.58	172.50	170.00	155.00	196.43	180.00	140.00	150.00	140.00	155.00
POTATOES	KG	47.92	51.25	35.00	40.00	40.71	40.00	37.50	40.00	40.00	35.00
ONION	KG	42.08	49.38	35.00	40.00	38.57	30.00	32.50	35.00	40.00	35.00
TURNIP	KG	37.92	43.75	25.00	22.50	19.64	20.00	20.00	20.00	20.00	21.25
RADISH	KG	32.50	36.88	30.00	22.50	21.43	15.00	30.00	30.00	20.00	20.00
TOMATOES	KG	51.25	57.50	55.00	47.50	49.43	30.00	40.00	45.00	45.00	56.25
CABBAGE	KG	37.08	41.25	30.00	32.50	37.14	25.00	20.00	20.00	30.00	25.00
CAULIFLOWER	KG	36.67	45.00	30.00	32.50	31.79	30.00	20.00	30.00	40.00	27.50
BRINJAL	KG	0.00	0.00	0.00	0.00	0.00	0.00	0.00	0.00	0.00	0.00
PUMPKIN	KG	0.00	0.00	0.00	0.00	0.00	0.00	0.00	0.00	0.00	0.00
BOTTLEGOURD	KG	0.00	0.00	0.00	0.00	0.00	0.00	0.00	0.00	0.00	0.00
LADY FINGER	KG	0.00	0.00	0.00	0.00	0.00	0.00	0.00	0.00	0.00	0.00
PEAS	KG	63.33	72.50	60.00	50.00	46.79	40.00	50.00	50.00	45.00	33.75
SPINACH	KG	0.00	0.00	0.00	0.00	0.00	0.00	0.00	0.00	0.00	0.00
TINDA	KG	0.00	0.00	0.00	0.00	0.00	0.00	0.00	0.00	0.00	0.00
TURAI	KG	0.00	0.00	0.00	0.00	0.00	0.00	0.00	0.00	0.00	0.00
KARAILA	KG	0.00	0.00	0.00	0.00	0.00	0.00	0.00	0.00	0.00	0.00
ARVI	KG	0.00	0.00	0.00	0.00	0.00	0.00	0.00	0.00	0.00	0.00
CHILLIES GREEN	KG	108.33	130.00	140.00	85.00	120.71	125.00	80.00	80.00	100.00	90.00
CARROT	KG	33.75	43.75	40.00	32.50	31.43	30.00	30.00	30.00	30.00	25.00
CUCUMBER (KHEERA)	KG	46.67	50.63	30.00	27.50	46.96	30.00	30.00	30.00	25.00	22.50
LEMON	250GM	24.58	27.50	22.50	17.50	20.07	25.00	10.00	10.00	17.50	10.50
SUGAR REFINED	KG.	54.75	59.13	54.50	55.50	55.14	53.00	53.00	54.00	53.00	51.75
GUR AV.QLTY	KG.	90.83	105.00	92.50	95.00	78.93	75.00	77.50	90.00	72.50	76.25
HONEY LANGANESE 500 GM.	BOTTLE	841.67	855.00	805.00	830.00	830.00	680.00	780.00	780.00	650.00	725.00
MILO 200 GM.	BOTTLE	166.50	166.50	166.50	166.50	190.00	200.00	173.33	173.33	180.00	200.00
CUSTARD POWDER RAFHAN 300 GM.	PKT	70.00	70.00	70.00	70.00	75.00	70.00	75.00	75.00	72.50	70.00
TOFFEE (HILAL)	EACH	1.00	1.00	1.00	1.00	1.00	2.00	1.00	1.00	1.00	2.00
CHOWKELATE CANDY (SMALL SIZE)	EACH	5.00	5.00	5.00	5.00	5.00	5.00	5.00	5.00	5.00	5.00
SWEETMEAT (MIXED)	KG	333.75	352.50	270.00	330.00	261.43	330.00	340.00	250.00	250.00	250.00
ICE CREAM WALLS	CUP.	40.00	40.00	40.00	40.00	40.00	40.00	40.00	40.00	40.00	40.00
ICE	KG	17.50	17.50	13.50	17.50	10.00	10.00	10.00	10.00	10.00	6.50
JAM AHMED/MITCHELLES	BOTTLE	130.00	130.00	130.00	130.00	135.00	130.00	120.00	120.00	115.00	130.00
SQUASH-MITCHELLES	BOTTLE	150.00	150.00	150.00	150.00	150.00	150.00	140.00	140.00	135.00	150.00
ROOH AFZA	BOTTLE	140.00	140.00	135.00	140.00	130.00	135.00	130.00	130.00	140.00	145.00
JAM-E-SHIREEN	BOTTLE	150.00	150.00	145.00	150.00	145.00	145.00	145.00	145.00	145.00	145.00
SAUNF	50 GM	19.00	19.00	15.50	17.50	20.00	15.00	15.00	15.00	17.50	15.75
CINAMON LOOSE AV. QLTY	50 GM.	18.92	18.88	19.00	27.50	20.14	20.00	13.00	16.00	20.00	22.50
CUMINSEED WHITE NATIONAL	50 GM.	52.00	52.00	52.00	52.00	50.00	50.00	52.00	52.00	50.00	52.00
PEPPER BLACK NATIONAL	50 GM.	96.00	96.00	96.00	96.00	96.00	96.00	80.00	80.00	80.00	96.00
CLOVES LOOSE AV.QLTY	50 GM.	94.58	97.50	117.50	95.00	108.04	120.00	100.00	100.00	95.00	98.25
CARDAMOM LARGE LOOSE AV.QLTY	50 GM.	120.00	121.25	122.50	135.00	135.18	140.00	130.00	130.00	105.00	102.50
CARDAMOM SMALL AV.QLTY	50 GM.	114.17	127.50	102.50	105.00	100.36	140.00	100.00	100.00	95.00	77.50
SALT-POWDERED (LAHORI) LOOSE	KG.	9.75	10.00	7.50	12.00	10.00	10.00	9.00	7.00	9.00	8.50

Contd.

7.11 Intercity Consumer Prices March, 2014

Description	Unit	Rawal-pindi	Islama-bad	Attock	Jehlum	Lahore	Sahiwal	Gujran-wala	Wazira-bad	Sialkot	Faisal-abad
PRIVATE SCHOOL FEE ENGLISH MEDIUM AVERAGE STANDARD (CLASS VI)	PER MONTH	2433.33	2462.50	812.50	1630.00	1142.86	1800.00	1575.00	1300.00	850.00	1500.00
PRIVATE SCHOOL FEE ENGLISH MEDIUM AVERAGE STANDARD (CLASS X)	PER MONTH	2693.75	2850.00	962.50	1667.50	1298.21	1800.00	1775.00	1400.00	850.00	1500.00
PRIVATE MEDICLE COLLEGE FEE MBBS (1ST YEAR)	PER MONTH	49527.67	49527.67	34126.00	0.00	30208.00	0.00	0.00	0.00	0.00	25000.00
PRIVATE ENGINEERING COLLEGE FEE (1STR YEAR)	PER MONTH	11011.50	11011.50	0.00	0.00	19550.00	0.00	0.00	0.00	0.00	0.00
GOVT. COLLEGE FEE 1ST. YEAR	MONTH	50.00	195.00	50.00	50.00	60.00	50.00	50.00	50.00	50.00	50.00
GOVT. COLLEGE FEE 4TH. YEAR	MONTH	60.00	225.00	60.00	60.00	70.00	60.00	60.00	60.00	60.00	60.00
GOVT. UNIVERSITY FEE MSC.	MONTH	77.50	1000.00	77.50	80.00	97.79	80.00	0.00	77.50	0.00	70.00
GOVT. MED. COLLEGE FEE MBBS	MONTH	873.00	873.00	873.00	0.00	1250.00	873.00	0.00	873.00	0.00	368.00
GOVT. ENGG. COLL. FEE I YEAR	MONTH	600.00	600.00	600.00	0.00	750.00	500.00	0.00	1558.00	0.00	3200.00
COACHING FEE FOR CLASS IX/X	PER MONTH	2750.00	2987.50	1550.00	3000.00	1828.57	1400.00	500.00	500.00	500.00	1200.00
COACHING CHARGES FOR CLASS 1ST YEAR/INTER (SCIENCE)	PER MONTH	3250.00	3450.00	2200.00	3500.00	2821.43	2300.00	1000.00	800.00	1900.00	1700.00
COACHING CHARGES FOR CLASS 1ST YEAR/INTER (COMMERCE)	PER MONTH	2691.67	3062.50	1900.00	3500.00	2792.86	1300.00	1000.00	800.00	2100.00	1375.00
I.T. TUITION FEES	PER MONTH	1450.00	1487.50	1450.00	3231.25	6066.80	1500.00	4500.00	3900.00	0.00	1550.00
MBA TUITION FEES	PER MONTH	13736.25	13736.25	7250.00	4500.00	15687.50	0.00	7000.00	2000.00	0.00	15000.00
BREAD TANDOORI ST. SIZE	EACH	7.50	7.50	6.50	6.00	6.00	6.00	6.00	6.00	7.00	6.00
COOKED MUTTON (AV. HOTEL)	PLATE	145.83	150.00	190.00	145.00	200.71	120.00	80.00	90.00	82.50	135.00
COOKED BEEF (AV. HOTEL)	PLATE	81.25	83.75	75.00	75.00	78.21	70.00	60.00	60.00	62.50	72.50
COOKED DAL (AV. HOTEL)	PLATE	50.83	56.25	47.50	47.50	50.71	40.00	35.00	35.00	32.50	42.50
CHICKEN BIRYANI FULL/DOUBLE	PLATE	115.00	125.00	145.00	100.00	128.93	130.00	110.00	110.00	115.00	120.00
TEA PREPARED (ORDINARY)	CUP	20.00	20.00	20.00	15.00	15.00	20.00	15.00	15.00	15.00	15.75
HAIRCUT CHARGES FOR MEN	P/CUT	86.25	102.50	75.00	55.00	71.43	80.00	60.00	60.00	50.00	62.50
BEAUTY PORL HAIR STYL CHARGE	P/STY.	341.67	425.00	275.00	375.00	125.71	150.00	350.00	300.00	160.00	212.50
SHAVING CHARGES	PER SHV	49.58	52.50	45.00	40.00	28.93	20.00	40.00	40.00	30.00	32.50
LIPSTICK S.MISS/MEDORA	EACH	110.00	110.00	110.00	110.00	110.00	100.00	110.00	110.00	90.00	100.00
NAIL POLISH S.MISS/MEDORA	EACH	105.00	105.00	105.00	105.00	90.00	95.00	55.00	55.00	52.50	50.00
PERFUME MED.SIZE MEDORA/BROACH	EACH	180.00	180.00	180.00	180.00	180.00	170.00	110.00	110.00	180.00	180.00
HAIR-OIL AMLA/CHAMBELI	BOTTLE	100.00	100.00	110.00	80.00	110.00	110.00	110.00	100.00	100.00	120.00
TOILET SOAP LUX 95 GRAMS	EACH	40.38	40.38	40.38	40.38	40.38	40.38	40.38	40.38	40.38	40.38
TOILET SOAP LIFEBOUY 140 GRM	EACH	36.00	36.00	36.00	36.00	36.00	36.00	36.00	36.00	36.00	36.00
TOILET SOAP SAFEGUARD BATH SIZE	EACH	46.00	46.00	46.00	46.00	46.00	46.00	46.00	46.00	46.00	46.00
TOOTHPASTE MACKLINES 70 GRM	EACH	50.00	50.00	50.00	50.00	50.00	50.00	50.00	50.00	50.00	50.00
TOOTHPAST MED SIZE CLGATE 70 GMS	EACH	56.00	56.00	56.00	56.00	56.00	56.00	56.00	56.00	56.00	56.00
TOOTHBRUSH SHEILD A/PLAUQUE	EACH	22.00	22.00	22.00	22.00	30.00	55.00	50.00	45.00	22.00	60.00
TOOTHPOWDER DENTONIC 90 GRM	EACH	25.00	25.00	25.00	25.00	25.00	25.00	25.00	25.00	25.00	25.00
HAIR-COLOUR BEGIN (6 GMS)	EACH	95.00	95.00	95.00	95.00	95.00	95.00	95.00	95.00	90.00	90.00
HAIR COLOUR (KALAKOLA)	BOTTLE	120.00	120.00	120.00	120.00	120.00	120.00	120.00	120.00	120.00	120.00
FACECREAM PONDS (MEDIUM)	EACH	110.00	110.00	110.00	110.00	110.00	110.00	110.00	110.00	105.00	105.00
TALC POWDER VICE ROAY.B.CAT	EACH	130.00	130.00	130.00	130.00	130.00	120.00	130.00	130.00	120.00	150.00
BLADE TREET ORDINARY 10'S	PKT.	30.00	30.00	30.00	30.00	35.00	32.00	40.00	40.00	30.00	30.00
BLADE 7-O-CLOCK STAIN. 5'S	PKT.	35.00	35.00	35.00	35.00	32.00	30.00	35.00	35.00	30.00	30.00
SHAMPOO SUNSILK/PAINTIN 100 ML	BOTTLE	110.00	110.00	105.56	105.56	110.00	105.56	105.56	110.00	110.00	105.56
BEAUTY CREAM (FAIR & LOVELY)	EACH	60.00	60.00	60.00	60.00	80.00	155.00	155.00	155.00	85.00	65.00
HAIR REMOVING CREAM (EU-CREAM)	TUBE	60.00	60.00	60.00	60.00	65.00	65.00	65.00	65.00	55.00	55.00
GEL MEDIUM SIZE	BOTTLE	102.50	107.50	87.50	127.50	65.00	120.00	65.00	60.00	65.00	95.00
DISPOSABLE RAZOR GILLET-II	EACH	35.00	35.00	35.00	40.00	32.00	40.00	43.00	35.00	35.00	37.50
SHAVING CREAM TOUCH-ME/ADM.	EACH	60.00	60.00	60.00	60.00	55.00	60.00	60.00	60.00	50.00	55.00
GOLD TEZABI 24 CT	10 GM.	43980.00	43980.00	43570.00	43880.00	44590.00	40000.00	43300.00	43420.00	41650.00	44800.00
SILVER TEZABI 24 CT	10 GM.	737.50	737.50	790.00	712.00	700.00	640.00	685.00	680.00	750.00	685.71
ARTIFICIAL JEWELLARY SET	SET	1225.00	1275.00	850.00	625.00	807.14	500.00	800.00	700.00	187.50	575.00
WRIST WATCH GENTS CITIZEN (ORIGINAL) ***	EACH	4900.00	4900.00	3550.00	3750.00	5500.00	3500.00	2500.00	2500.00	2450.00	4750.00
WRIST WATCH LADIES CITIZEN (ORIGINAL) ***	EACH	4900.00	4900.00	3550.00	3750.00	5900.00	3500.00	2500.00	2400.00	2450.00	4750.00
WALL CLOCK QUARTZ AV.QLTY	EACH	520.83	550.00	550.00	275.00	600.00	600.00	487.50	425.00	310.00	450.00
SUITCASE REXIN (24"x16"x6")	EACH	1475.00	1493.75	1250.00	775.00	785.71	1000.00	725.00	775.00	692.50	775.00
TRUNK MEDIUM SIZE ***	EACH	2250.00	2243.75	1975.00	1950.00	1992.86	2000.00	1525.00	1500.00	1325.00	1150.00
PURSE LADIES (LEATHER) AVERAGE QUALITY	EACH	425.00	475.00	375.00	437.50	1021.43	500.00	625.00	600.00	450.00	425.00

7.11 Intercity Consumer Prices March, 2014

Description	Unit	Jhang	Multan	Muzaffargarh	D.G. Khan	Vehari	Sargodha	Mianwali	Bahawalpur	Bahawalnagar	R.Y. Khan
WHEAT	10 KG.	395.00	397.50	397.50	375.00	382.50	387.50	380.00	402.50	377.50	411.25
WHEAT FLOUR FINE/SUPERIOR.	KG.	44.00	44.00	43.50	44.00	42.00	44.50	45.00	46.00	42.50	45.00
WHEAT FLOUR AVG. QLTY	KG.	40.00	42.50	42.50	41.60	40.50	39.25	40.00	44.00	42.00	43.00
WHEAT FLOUR BAG	10 KG.	392.50	425.00	425.00	416.00	392.50	392.50	400.00	436.00	410.00	425.00
MAIDA	KG.	55.00	50.00	49.00	50.00	50.00	52.00	52.00	55.00	50.00	50.00
SUJI	KG.	50.00	50.00	50.00	50.00	50.00	52.00	52.00	55.00	50.00	50.00
BESAN AV. QLTY.	KG.	65.00	69.17	77.50	80.00	80.00	72.50	80.00	80.00	75.00	70.00
RICE BASMATI SUP. QLTY.	KG.	130.00	135.83	137.50	120.00	135.00	135.00	145.00	135.00	135.00	147.50
RICE BASMATI 385/386	KG.	80.00	82.50	87.50	80.00	87.50	85.00	100.00	120.00	80.00	90.00
RICE BASMATI BROKEN AV.QLTY	KG.	75.00	77.50	77.50	70.00	75.00	65.00	80.00	62.50	55.00	80.00
RICE IRRI-6 (SINDH/PUNJAB)	KG.	40.00	41.00	41.00	40.00	45.00	52.50	60.00	52.50	47.50	40.00
VERMICELLI	KG.	70.00	80.00	80.00	80.00	80.00	70.00	120.00	57.50	80.00	80.00
BREAD PLAIN MEDIUM SIZE	EACH	40.00	45.00	45.00	45.00	40.00	40.00	40.00	45.00	40.00	35.00
RUSK (PAPAY)	KG.	150.00	205.00	190.00	180.00	190.00	180.00	180.00	175.00	190.00	200.00
BISCUITS-PACKED	PKT	35.00	35.00	35.00	35.00	35.00	35.00	35.00	35.00	35.00	35.00
BISCUIT-BAKERY (LOOSE)	250 GM	65.00	90.00	67.50	70.00	75.00	77.50	80.00	85.00	70.00	75.00
CORNFLAKS FAUJI 225 GM.	PKT	166.50	166.50	166.50	166.50	166.50	166.50	166.50	166.50	166.50	166.50
SAMOSAS (VEGETABLE)	EACH	15.00	13.50	12.00	10.00	15.00	17.50	18.00	10.00	20.00	14.00
PASTRY AV.QLTY.	EACH	25.00	33.33	22.50	30.00	30.00	30.00	30.00	30.00	30.00	30.00
PATTIES (VEGETABLES)	EACH	20.00	25.83	20.00	20.00	15.00	30.00	25.00	20.00	25.00	25.00
NIMCO	250 GM	60.00	67.50	62.50	60.00	70.00	65.00	80.00	60.00	80.00	75.00
CHIPS	250 GM	100.00	70.83	70.00	65.00	60.00	75.00	80.00	70.00	112.50	128.00
BEEF WITH BONE AV.QLTY.	KG	260.00	275.00	245.00	260.00	250.00	265.00	260.00	265.00	240.00	220.00
MUTTON AV.QLTY.	KG	550.00	570.00	460.00	575.00	450.00	500.00	500.00	562.50	450.00	450.00
CHICKEN FARM BROILER (LIVE)	KG	150.00	159.17	157.50	150.00	150.00	150.00	145.00	160.00	175.00	170.00
FISH-RAHU MEDIUM SIZE	KG	300.00	295.00	290.00	320.00	312.50	230.00	300.00	275.00	300.00	300.00
MILK FRESH (UNBOILED)	LTR.	60.00	70.83	67.50	70.00	57.50	60.00	60.00	60.00	60.00	60.00
CURD	KG.	70.00	80.00	75.00	80.00	67.50	70.00	80.00	65.00	70.00	70.00
MILK TETRA PACK 1/2 LTR.	PKT.	50.00	50.00	50.00	50.00	50.00	50.00	50.00	50.00	50.00	50.00
LACTOGEN 400 GRAMS	PKT.	375.00	375.00	375.00	375.00	375.00	375.00	375.00	375.00	380.00	375.00
POWDER MILK NIDO 400GM.	PKT	325.00	325.00	325.00	325.00	325.00	325.00	325.00	325.00	325.00	325.00
MILK POWDER LOOSE/PACKED	KG.	400.00	495.00	500.00	640.00	545.00	500.00	425.00	475.00	550.00	550.00
BUTTER LOCAL PACKED	50 GM.	30.00	25.00	25.00	25.00	25.00	30.00	40.00	35.00	15.00	25.00
EGGS FARM	DOZ	115.00	113.50	117.50	120.00	115.00	115.00	112.00	113.00	112.50	115.00
MUSTARD OIL AV.QLTY.	KG.	175.00	172.50	180.00	170.00	175.00	190.00	180.00	170.00	160.00	200.00
COOKING OIL (DALDA)	2.5LTR	540.00	540.00	540.00	545.00	540.00	540.00	540.00	540.00	540.00	530.00
COOKING OIL (PAKWAN) OTHER BRAND SPECIFY	2.5 LTR	515.00	540.00	540.00	545.00	540.00	470.00	540.00	535.00	545.00	530.00
VEGETABLE GHEE TIN	2.5KG.	505.00	510.00	510.00	510.00	510.00	510.00	510.00	510.00	510.00	515.00
VEGETABLE GHEE (LOOSE)	KG.	175.00	170.00	170.00	168.00	194.00	158.00	180.00	167.50	160.00	170.00
DATES AV.QLTY.	KG.	160.00	155.83	162.50	130.00	190.00	130.00	200.00	190.00	200.00	160.00
PISTACHIO AV.QLTY.	50 GM.	100.00	132.50	137.50	120.00	150.00	145.00	90.00	105.00	120.00	120.00
ALMONDS WHOLE AV.QLTY.	KG.	480.00	356.67	335.00	400.00	512.50	450.00	400.00	425.00	550.00	580.00
COCONUT DRY AV.QLTY.	KG.	220.00	245.00	255.00	240.00	230.00	230.00	215.00	272.50	220.00	240.00
RAISINS AV.QLTY.	50 GM.	20.00	15.50	17.00	15.00	19.00	20.00	20.00	23.00	15.00	15.00
GROUNDNUTS (WITH SHELL)	KG.	160.00	161.67	165.00	120.00	125.00	160.00	200.00	230.00	140.00	170.00
MALTA/MOSAMBI	DOZ	100.00	115.83	115.00	90.00	120.00	75.00	70.00	120.00	120.00	120.00
KINNU	DOZ	100.00	108.33	105.00	70.00	100.00	45.00	60.00	80.00	70.00	120.00
APPLE	KG	110.00	131.67	130.00	60.00	120.00	65.00	100.00	105.00	110.00	80.00
ALOO BUKHARA	KG	0.00	0.00	0.00	0.00	0.00	0.00	0.00	0.00	0.00	0.00
POMEGRANATE (ANNAR)	KG	0.00	0.00	0.00	0.00	0.00	0.00	0.00	0.00	0.00	0.00
GRAPES	KG	0.00	0.00	0.00	0.00	0.00	0.00	0.00	0.00	0.00	0.00
BANANAS	DOZ	60.00	79.17	77.50	60.00	60.00	45.00	60.00	55.00	50.00	40.00
MANGO KALMI	KG	0.00	0.00	0.00	0.00	0.00	0.00	0.00	0.00	0.00	0.00
GUAVA	KG	60.00	60.00	62.50	60.00	40.00	75.00	60.00	65.00	40.00	50.00

Contd.

7.11 Intercity Consumer Prices March, 2014

Description	Unit	Jhang	Multan	Muzaffar- garh	D.G. Khan	Vehari	Sargo- dha	Mian- wali	Bahawal- pur	Bahawal- nagar	R.Y. Khan
WATERMELON (TURBOOZ)	KG	0.00	0.00	0.00	0.00	0.00	0.00	0.00	0.00	0.00	0.00
MUSKMELON (KHARBOOZA)	KG	0.00	0.00	0.00	0.00	0.00	0.00	0.00	0.00	0.00	0.00
SWEETMELON (GARMA)	KG	0.00	0.00	0.00	0.00	0.00	0.00	0.00	0.00	0.00	0.00
PULSE MASOOR (WHOLE)	KG.	95.00	99.17	112.50	100.00	125.00	110.00	150.00	110.00	120.00	100.00
PULSE MASOOR (WASHED)	KG.	145.00	119.00	119.00	110.00	135.00	155.00	180.00	120.00	115.00	110.00
PULSE MOONG (WASHED)	KG.	150.00	152.50	152.50	150.00	160.00	150.00	160.00	155.00	130.00	140.00
PULSE MASH (WASHED)	KG.	120.00	122.50	127.50	130.00	165.00	135.00	140.00	125.00	135.00	125.00
PULSE GRAM	KG.	62.00	70.00	72.50	70.00	72.50	67.50	70.00	77.50	70.00	70.00
GRAM WHOLE BLACK AV.QLTY.	KG.	60.00	67.50	67.50	65.00	62.50	67.50	60.00	70.00	70.00	70.00
GRAM WHOLE YELLOW AV.QLTY	KG.	80.00	103.33	112.50	100.00	105.00	110.00	100.00	130.00	112.50	110.00
BEANS (LAL LOBIA)	KG.	180.00	191.67	190.00	200.00	190.00	165.00	180.00	150.00	160.00	180.00
POTATOES	KG	37.50	38.50	37.50	40.00	33.75	37.50	40.00	35.00	37.50	37.50
ONION	KG	31.00	27.50	27.50	40.00	30.00	27.50	30.00	27.50	30.00	25.00
TURNIP	KG	20.00	18.00	17.50	20.00	15.00	17.50	20.00	16.00	20.00	20.00
RADISH	KG	12.50	18.00	17.50	20.00	15.00	17.50	15.00	15.50	17.50	27.50
TOMATOES	KG	55.00	57.50	57.50	60.00	50.00	47.50	50.00	47.50	45.00	50.00
CABBAGE	KG	22.50	22.50	22.50	20.00	15.00	22.50	25.00	15.50	15.00	20.00
CAULIFLOWER	KG	22.50	22.50	22.50	30.00	20.00	30.00	30.00	20.00	25.00	20.00
BRINJAL	KG	0.00	0.00	0.00	0.00	0.00	0.00	0.00	0.00	0.00	0.00
PUMPKIN	KG	0.00	0.00	0.00	0.00	0.00	0.00	0.00	0.00	0.00	0.00
BOTTLEGOURD	KG	0.00	0.00	0.00	0.00	0.00	0.00	0.00	0.00	0.00	0.00
LADY FINGER	KG	0.00	0.00	0.00	0.00	0.00	0.00	0.00	0.00	0.00	0.00
PEAS	KG	35.00	35.00	32.50	30.00	37.50	40.00	45.00	37.50	40.00	40.00
SPINACH	KG	0.00	0.00	0.00	0.00	0.00	0.00	0.00	0.00	0.00	0.00
TINDA	KG	0.00	0.00	0.00	0.00	0.00	0.00	0.00	0.00	0.00	0.00
TURAI	KG	0.00	0.00	0.00	0.00	0.00	0.00	0.00	0.00	0.00	0.00
KARAILA	KG	0.00	0.00	0.00	0.00	0.00	0.00	0.00	0.00	0.00	0.00
ARVI	KG	0.00	0.00	0.00	0.00	0.00	0.00	0.00	0.00	0.00	0.00
CHILLIES GREEN	KG	95.00	110.83	105.00	150.00	100.00	90.00	80.00	75.00	120.00	80.00
CARROT	KG	22.50	17.50	17.50	20.00	17.50	27.50	20.00	21.00	20.00	20.00
COCUMBER (KHEERA)	KG	22.50	29.17	27.50	30.00	27.50	27.50	40.00	30.00	20.00	20.00
LEMON	250GM	15.00	17.50	17.50	30.00	25.00	15.00	20.00	15.00	10.00	20.00
SUGAR REFINED	KG.	52.00	52.00	52.00	52.00	52.00	52.50	54.00	52.00	52.00	50.00
GUR AV.QLTY	KG.	60.00	67.50	67.50	60.00	70.00	67.50	80.00	62.50	60.00	65.00
HONEY LANGANESE 500 GM.	BOTTLE	900.00	800.00	300.00	925.00	867.50	790.00	695.00	850.00	850.00	750.00
MIL0 200 GM.	BOTTLE	167.00	200.00	180.00	167.00	200.00	200.00	200.00	200.00	200.00	200.00
CUSTARD POWDER RAFHAN 300 GM.	PKT	70.00	70.00	70.00	70.00	70.00	75.00	70.00	75.00	70.00	70.00
TOFFEE (HILAL)	EACH	1.50	1.00	1.00	1.00	2.00	2.00	1.00	1.00	2.00	2.00
CHOWKELATE CANDY (SMALL SIZE)	EACH	5.00	5.00	5.00	5.00	5.00	5.00	5.00	5.00	5.00	5.00
SWEETMEAT (MIXED)	KG	240.00	291.67	270.00	280.00	260.00	240.00	300.00	335.00	260.00	320.00
ICE CREAM WALLS	CUP.	40.00	40.00	40.00	40.00	40.00	40.00	40.00	40.00	40.00	40.00
ICE	KG	5.00	2.50	2.50	6.00	4.50	5.00	2.00	6.50	10.00	7.00
JAM AHMED/MITCHELLES	BOTTLE	120.00	120.00	120.00	125.00	135.00	125.00	120.00	130.00	130.00	130.00
SQUASH-MITCHELLES	BOTTLE	140.00	150.00	150.00	150.00	135.00	150.00	150.00	155.00	150.00	150.00
ROOH AFZA	BOTTLE	135.00	130.00	130.00	130.00	130.00	145.00	140.00	130.00	130.00	145.00
JAM-E-SHIREEN	BOTTLE	145.00	145.00	145.00	145.00	145.00	145.00	145.00	150.00	145.00	145.00
SAUNF	50 GM	15.00	15.67	19.00	10.00	19.00	15.00	15.00	22.00	15.00	12.00
CINAMON LOOSE AV.QLTY	50 GM.	30.00	15.17	17.00	15.00	20.00	27.50	20.00	20.00	20.00	25.00
CUMINSEED WHITE NATIONAL	50 GM.	52.00	52.00	52.00	52.00	52.00	50.00	50.00	52.00	52.00	52.00
PEPPER BLACK NATIONAL	50 GM.	80.00	96.00	96.00	96.00	80.00	96.00	96.00	96.00	80.00	96.00
CLOVES LOOSE AV.QLTY	50 GM.	90.00	88.33	97.50	80.00	95.00	135.00	90.00	105.00	100.00	90.00
CARDAMOM LARGE LOOSE AV.QLTY	50 GM.	110.00	125.83	127.50	130.00	140.00	110.00	120.00	127.50	125.00	120.00
CARDAMOM SMALL AV.QLTY	50 GM.	80.00	84.17	97.50	70.00	130.00	130.00	120.00	115.00	100.00	100.00
SALT-POWDERED (LAHORI) LOOSE	KG.	6.00	9.00	9.00	10.00	11.00	9.00	10.00	10.00	10.00	8.00

Contd.

7.11 Intercity Consumer Prices March, 2014

Description	Unit	Jhang	Multan	Muzaffar- garh	D.G. Khan	Vehari	Sargo- dha	Mian- wali	Bahawal- pur	Bahawal- nagar	R.Y. Khan
SALT POWDERED (NATIONAL/SHAN)	PKT	20.00	25.00	25.00	25.00	25.00	25.00	20.00	25.00	20.00	20.00
CHILLIES POWD.NATIONAL 200GM	PKT	105.00	105.00	105.00	105.00	105.00	105.00	105.00	105.00	105.00	105.00
CHILLIES POWDER LOOS	KG.	200.00	223.33	230.00	200.00	180.00	220.00	280.00	190.00	240.00	240.00
CORRIANDER SEED POWD.NATIONAL	PKT	78.00	88.00	88.00	78.00	78.00	78.00	78.00	88.00	78.00	78.00
CORRIANDER SEED (LOOSE)	KG.	240.00	255.00	250.00	240.00	240.00	235.00	180.00	245.00	240.00	230.00
TURMERIC POWD.NATIONAL 50GM	PKT.	35.00	35.00	35.00	35.00	35.00	35.00	35.00	35.00	35.00	35.00
CURRY POWD. NATIONAL 200 GM	PKT.	86.00	86.00	86.00	86.00	87.00	87.00	87.00	87.00	86.00	87.00
TOMATO KETCHUP AHMED/MITCHL	BOTTLE	75.00	80.00	80.00	80.00	85.00	67.50	75.00	70.00	80.00	95.00
PICKLES AHMED/MITCHELLES	BOTTLE	90.00	95.00	95.00	90.00	110.00	95.00	105.00	90.00	110.00	110.00
VINEGAR SYNTHETIC (SIRKA)	BOTTLE	80.00	75.00	75.00	80.00	80.00	50.00	60.00	45.00	80.00	80.00
GARLIC	KG	110.00	155.83	155.00	160.00	155.00	135.00	160.00	140.00	160.00	160.00
GINGER	KG	200.00	235.00	235.00	220.00	220.00	230.00	200.00	220.00	230.00	230.00
TAPAL DANEDAR TEA 200GM PACKET	PKT	131.58	131.58	131.58	131.58	131.58	131.58	131.58	131.58	131.58	131.58
TEA LIPTON YELLOW LABEL 200GM.	PKT.	147.37	147.37	147.37	147.37	147.37	147.37	147.37	147.37	147.37	147.37
TEA LOOSE KENYA AV.QLTY 250GM.	PKT.	137.50	121.67	122.50	130.00	130.00	130.00	150.00	155.00	130.00	125.00
COFFEE-NESCAFE 75 GM. **	BOTTLE	330.00	320.00	320.00	330.00	300.00	325.00	320.00	300.00	355.00	355.00
COLD DRINK (STANDARD SIZ)	BOTTLE	20.00	18.00	18.00	20.00	20.00	21.00	20.00	18.00	18.00	25.00
FRUIT JUICE TETRA PACK	PKT.	15.00	15.00	15.00	15.00	15.00	15.00	15.00	15.00	15.00	15.00
MINERAL WATER NESTLE 1.5 LTR	BOTTLE	45.00	45.00	45.00	45.00	47.50	45.00	50.00	45.00	50.00	50.00
CIGARETTES K-2 10'S **	PKT	40.00	36.00	36.00	37.00	38.00	40.00	38.00	36.00	40.00	38.00
CIGARETTES CAPSTAN 10'S **	PKT	40.00	38.00	38.00	40.00	40.00	40.00	40.00	38.00	40.00	40.00
CIGARETTES GOLD LEAF 20'S	PKT	90.00	84.00	84.00	90.00	90.00	90.00	90.00	88.00	90.00	90.00
CIGARETTES MORVEN GOLD 20'S	PKT	40.00	38.00	38.00	40.00	40.00	40.00	40.00	38.00	40.00	40.00
BETEL LEAVES	50GM.	70.00	51.67	55.00	60.00	80.00	55.00	75.00	105.00	50.00	60.00
BETEL NUTS	KG.	340.00	255.00	255.00	225.00	255.00	260.00	290.00	270.00	200.00	220.00
LONG CLOTH 57" GUL AHMED/AL-KARAM	METER	360.00	225.00	225.00	200.00	165.00	200.00	200.00	180.00	270.00	255.00
SHIRTING AV.QLTY.	METER	300.00	200.00	170.00	100.00	155.00	140.00	150.00	115.00	160.00	175.00
PANT CLOTH W & WEAR AV.QLTY	METER	400.00	342.50	342.50	300.00	412.50	425.00	400.00	525.00	550.00	475.00
LAWN PRINTED GUL AHMED/AL-KARAM	METER	350.00	270.00	270.00	225.00	175.00	360.00	200.00	333.00	333.00	333.00
GEORGETTE AV.QLTY	METER	350.00	108.00	115.00	125.00	145.00	175.00	105.00	110.00	190.00	225.00
LINEN AV.QLTY ***	METER	250.00	230.00	210.00	90.00	160.00	135.00	140.00	125.00	220.00	225.00
HEAVY WT SUITING LAWERNCPUR AVG QLTY	METER	1600.00	1200.00	1200.00	1200.00	1200.00	950.00	950.00	1425.00	1500.00	1300.00
HEAVY WT SUITING LAWERNCPUR SUP QLTY	METER	1800.00	1950.00	1950.00	1950.00	1950.00	1200.00	1200.00	2050.00	2000.00	1600.00
TROPICAL SUITING LAW.PUR	METER	1600.00	1200.00	1200.00	700.00	700.00	950.00	950.00	1250.00	1400.00	1100.00
PANT BOY 24"/26" LENGTH.	EACH	550.00	380.00	365.00	350.00	425.00	400.00	350.00	462.50	550.00	400.00
SHIRT BOY 24"/26" LENGTH	EACH	450.00	310.00	290.00	250.00	275.00	275.00	255.00	387.50	400.00	350.00
SCHOOL UNI. PANT,SHIRT BOYS	SUIT	700.00	575.00	525.00	500.00	412.50	462.50	600.00	725.00	750.00	750.00
SCHOOL UNI. KAMEEZ,SHAL.BOYS	SUIT	750.00	516.67	675.00	550.00	412.50	550.00	600.00	725.00	750.00	700.00
SCHOOL UNI. KAMEEZ,SHAL.GIRL	SUIT	700.00	518.00	675.00	550.00	412.50	530.00	650.00	687.50	750.00	750.00
FROCK W/WEAR GIRLS	EACH	1200.00	1200.00	1550.00	700.00	525.00	925.00	1000.00	1850.00	1300.00	990.00
AWAMI-SUIT W & W(BOY) 24"/26	SUIT	1100.00	708.33	775.00	700.00	587.50	750.00	1200.00	775.00	1400.00	1000.00
AWAMI-SUIT W&W (GENTS)AV.QLTY	SUIT	1350.00	893.75	1225.00	1200.00	1150.00	1750.00	1200.00	1150.00	1500.00	1385.00
PULLOVER GENTS OXFORD/BON.	EACH	2880.00	2830.00	2830.00	2600.00	3275.00	3400.00	2300.00	2550.00	2880.00	2880.00
PULLOVER LADIES OXFORD/BON.	EACH	2300.00	2450.00	2450.00	2500.00	3275.00	2500.00	2300.00	2380.00	2795.00	2795.00
PULLOVER (GENTS) OTHERS A.QTY	EACH	600.00	941.67	825.00	500.00	575.00	875.00	800.00	950.00	1400.00	800.00
SECOND-HAND COAT FOR MEN	EACH	500.00	375.00	375.00	200.00	200.00	150.00	420.00	1050.00	500.00	425.00
SECONDHAND SWEETER FOR MEN DUP QLTY	EACH	150.00	212.50	175.00	50.00	95.00	150.00	150.00	425.00	200.00	175.00
SECONDHAND WINTER JACKET	EACH	500.00	265.00	262.50	150.00	212.50	250.00	300.00	650.00	400.00	325.00
UNDERWEAR AV.QLTY MEDIUM SIZE	EACH	100.00	148.33	145.00	120.00	87.50	90.00	150.00	110.00	200.00	200.00
VEST FOR MEN AV.QLTY.	EACH	120.00	120.00	145.00	100.00	115.00	110.00	150.00	182.50	200.00	200.00
VEST/SHAMEEZ (WOMEN) AVG. QLTY	EACH	120.00	159.17	135.00	150.00	95.00	90.00	150.00	162.50	200.00	150.00
SOCKS NYLON (PAKISTANI)	PAIR	70.00	92.50	82.50	80.00	77.50	110.00	100.00	115.00	100.00	95.00
BRASSIER AV.QLTY.	EACH	200.00	149.17	87.50	120.00	95.00	100.00	200.00	160.00	210.00	210.00
BRASSIER SUP QLTY	EACH	490.00	310.00	210.00	250.00	225.00	405.00	405.00	387.50	550.00	595.00

Contd.

7.11 Intercity Consumer Prices March, 2014

Description	Unit	Jhang	Multan	Muzaffar- garh	D.G. Khan	Vehari	Sargo- dha	Mian- wali	Bahawal- pur	Bahawal- nagar	R.Y. Khan
DOPATTA GEORGETTE AV.QLTY.	EACH	400.00	213.33	200.00	250.00	325.00	225.00	200.00	300.00	400.00	412.50
DOPATTA COTTON AV GLTY	EACH	200.00	207.00	190.00	250.00	195.00	225.00	180.00	312.50	400.00	250.00
CHADDAR (W/WEAR) (2x2.5 MTR)	EACH	500.00	375.00	475.00	350.00	375.00	350.00	300.00	425.00	650.00	450.00
LUNGI/DHOTI(COTTON) AVG. QLTY	EACH	300.00	208.33	235.00	275.00	245.00	250.00	275.00	287.50	400.00	300.00
HANDKERCHIEF AVG. QLTY PAK	EACH	40.00	40.00	42.50	40.00	30.00	35.00	40.00	32.50	50.00	35.00
HANDKERCHIEF SUP. QLTY PAK	EACH	80.00	52.50	57.50	70.00	60.00	50.00	60.00	72.50	70.00	60.00
GLOVES AV QLTY	PAIR	60.00	96.67	95.00	150.00	72.50	90.00	115.00	115.00	100.00	95.00
AZARBAND COTTON AVG. QLTY	EACH	15.00	13.00	13.50	20.00	15.00	17.50	15.00	13.50	15.00	15.00
SEWING THREAD/REEL(ASLI PARI)	EACH	7.00	7.00	10.00	5.00	12.00	6.50	6.00	5.00	6.00	6.00
WASHING CHARGES PAINT & SHIRT	SUIT	100.00	123.33	100.00	50.00	110.00	90.00	120.00	115.00	70.00	70.00
DRY CLEANING SUIT COAT PANT	SUIT	320.00	273.33	250.00	250.00	325.00	300.00	350.00	487.50	350.00	250.00
WASHING CH. (KAMIZ-SHALWAR)	PAIR	70.00	73.33	70.00	50.00	80.00	70.00	60.00	85.00	60.00	60.00
TAILORING SHIRT	EACH	300.00	358.33	275.00	300.00	325.00	350.00	300.00	425.00	300.00	400.00
TAILORING CHARGES PANT (MEN)	EACH	500.00	468.75	375.00	450.00	512.50	550.00	400.00	475.00	500.00	450.00
TAILORING COAT-PANT SUIT	SUIT	3500.00	3450.00	3350.00	3000.00	3650.00	3000.00	3050.00	4900.00	4000.00	4000.00
TAILORING AWAMI-SUIT (MALE)	SUIT	450.00	475.00	400.00	400.00	425.00	400.00	450.00	475.00	400.00	550.00
TAILORING SUIT FEMALE	SUIT	450.00	333.33	300.00	250.00	337.50	475.00	300.00	475.00	350.00	475.00
GENTS SHOES PAUL BATA	PAIR	1199.00	1199.00	1199.00	1199.00	1199.00	1199.00	1199.00	1199.00	1199.00	1199.00
GENTS SANDAL BATA	PAIR	699.00	699.00	699.00	699.00	699.00	699.00	699.00	699.00	699.00	699.00
GENTS SPOUNG CHAPPAL BATA	PAIR	179.00	179.00	179.00	179.00	179.00	179.00	179.00	179.00	179.00	179.00
LADIES SANDAL BATA	PAIR	499.00	499.00	499.00	499.00	499.00	499.00	499.00	499.00	499.00	499.00
LADIES SPOUNG CHAPPAL BATA	PAIR	179.00	179.00	179.00	179.00	179.00	179.00	179.00	179.00	179.00	179.00
CHILD SHOE POWER LITE BATA	PAIR	599.00	599.00	599.00	599.00	599.00	599.00	599.00	599.00	599.00	599.00
GENTS SHOE, ART 1109 SERVICE	PAIR	999.00	999.00	999.00	999.00	999.00	999.00	999.00	999.00	999.00	999.00
NYLON JOGGER 27 SIZE 2-5 ***	PAIR	1299.00	1299.00	1299.00	1299.00	1299.00	1299.00	1299.00	1299.00	1299.00	1299.00
CHINA FOOT WEAR AV. QLTY (MALE) *	PAIR	800.00	516.67	525.00	400.00	675.00	550.00	400.00	1050.00	500.00	500.00
CHINA FOOT WEAR AV. QLTY (FEMALE) *	PAIR	700.00	325.00	325.00	300.00	325.00	450.00	400.00	1050.00	400.00	400.00
CHINA FOOT WEAR AV. QLTY (CHILDREN) *	PAIR	500.00	275.00	225.00	250.00	262.50	375.00	400.00	825.00	400.00	400.00
SHOE REPAIR HALF SOLE	PAIR	100.00	117.00	72.50	50.00	55.00	150.00	80.00	110.00	80.00	80.00
SHOES POLISH CHARGES AVERAGE SHOP	PAIR	20.00	17.50	17.50	20.00	15.00	17.50	15.00	17.50	20.00	20.00
HOUSE RENT (combined)	MONTH	4164.00	5975.00	4208.00	3569.00	4239.00	5386.00	3267.00	6637.00	4057.00	3407.00
rent 2	pm	4164.00	5975.00	4208.00	3569.00	4239.00	5386.00	3267.00	6637.00	4057.00	3407.00
RENT3	PM	4164.00	5975.00	4208.00	3569.00	4239.00	5386.00	3267.00	6637.00	4057.00	3407.00
RENT4	PM	4164.00	5975.00	4208.00	3569.00	4239.00	5386.00	3267.00	6637.00	4057.00	3407.00
RENT5	PM	4164.00	5975.00	4208.00	3569.00	4239.00	5386.00	3267.00	6637.00	4057.00	3407.00
RENT6	PM	4164.00	5975.00	4208.00	3569.00	4239.00	5386.00	3267.00	6637.00	4057.00	3407.00
SYNTHETIC ENEMAL ROBIALAC BALTI 3.64 LTR.	EACH	1850.00	2067.00	2067.00	1590.00	1966.00	1947.74	1620.00	1964.00	1947.74	1966.00
SYNTHETIC ENEMAL ICI BALTI 3.64 LTR.	EACH	1850.00	2067.00	2067.00	1680.00	2077.00	1938.84	1897.00	1990.00	2015.00	2076.00
CEMENT (LOCAL) SPECIFY BRAND NAME	BAG	515.00	505.00	505.00	500.00	500.00	496.50	500.00	507.50	500.00	500.00
BRICKS (NEW) 1ST CLASS	PI/1000	6000.00	5366.67	5000.00	4550.00	4500.00	5900.00	4800.00	4900.00	4000.00	5500.00
CEMENT BLOCKS (6"x8"x12")	PI/100	0.00	0.00	0.00	0.00	0.00	0.00	0.00	0.00	0.00	0.00
BAJREE	100CFT	3600.00	4800.00	3100.00	2500.00	5100.00	2900.00	2500.00	4800.00	5500.00	5500.00
SAND (BLACK PIT SAND)	K100CFT	2300.00	1800.00	1600.00	1800.00	1400.00	1550.00	1800.00	2000.00	2400.00	1600.00
TIMBER SHESHAM LOG 1ST QUALITY	cubmt.	38846.00	71000.00	52965.00	52900.00	42377.00	63566.00	42377.00	40612.00	56496.00	56494.00
IRON BAR (M.S. BAR) 1/2"	P/TON	75000.00	73833.33	73500.00	74000.00	80000.00	73500.00	77000.00	81625.00	78000.00	73500.00
CARPENTER WAGE RATE	PI/DAY	800.00	725.00	625.00	700.00	575.00	550.00	800.00	575.00	600.00	650.00
MASON (RAJ) WAGE RATE	PI/DAY	800.00	700.00	675.00	700.00	600.00	675.00	800.00	625.00	600.00	650.00
UNSKILLED LABOUR WAGE RATE	PI/DAY	400.00	400.00	375.00	350.00	350.00	375.00	400.00	375.00	350.00	350.00
PLUMBER WAGE RSTE	PI/DAY	800.00	725.00	675.00	700.00	575.00	575.00	800.00	575.00	600.00	650.00
ELECTICIAN WAGE RATE PER DAY **	PI/DAY	800.00	0.00	0.00	0.00	575.00	0.00	800.00	0.00	500.00	0.00
ELECTICIAN WAGE RATE PER POINT **	PI/PNT	85.00	90.00	70.00	60.00	70.00	110.00	100.00	95.00	100.00	70.00
WATER CHARGES PER HOUSE	P/MONTH	60.00	100.00	0.00	75.00	50.00	25.00	65.00	60.00	50.00	50.00
ELECT.CHARGES UPTO 50 UNITS	PI/UNIT	2.00	2.00	2.00	2.00	2.00	2.00	2.00	2.00	2.00	2.00
ELECT.CHARGES 01 - 100 UNIT	PI/UNIT	5.79	5.79	5.79	5.79	5.79	5.79	5.79	5.79	5.79	5.79

Contd.

7.11 Intercity Consumer Prices March, 2014

Description	Unit	Jhang	Multan	Muzaffargarh	D.G. Khan	Vehari	Sargodha	Mianwali	Bahawalpur	Bahawalnagar	R.Y. Khan
ELECT.CHARGES 101 - 300 UNIT	PI/UNIT	9.70	9.70	9.70	9.70	9.70	9.70	9.70	9.70	9.70	9.70
ELECT.CHARGES 301 - 1000 UNIT	PI/UNIT	15.27	15.27	15.27	15.27	15.27	15.27	15.27	15.27	15.27	15.27
ELECT.CHARGES ABOVE 1000 UNIT	PI/UNIT	17.41	17.41	17.41	17.41	17.41	17.41	17.41	17.41	17.41	17.41
ELEC	PM	10.03	10.03	10.03	10.03	10.03	10.03	10.03	10.03	10.03	10.03
GAS CHRGR upto 3.3719 MMBTU	MMBTU	124.18	124.18	124.18	124.18	0.00	124.18	0.00	124.18	0.00	124.18
GAS CHRGR 3.3719 - 6.7438 MMBTU	MMBTU	248.37	248.37	248.37	248.37	0.00	248.37	0.00	248.37	0.00	248.37
GAS CHRGR 6.7438 - 10.1157 MMBTU	MMBTU	248.37	248.37	248.37	248.37	0.00	248.37	0.00	248.37	0.00	248.37
GAS CHRGR10.1157 - 13.4876 MMBTU	MMBTU	620.91	620.91	620.91	620.91	0.00	620.91	0.00	620.91	0.00	620.91
GAS	PM	620.91	620.91	620.91	620.91	0.00	620.91	0.00	620.91	0.00	620.91
GAS	PM	372.55	372.55	372.55	372.55	0.00	372.55	0.00	372.55	0.00	372.55
KEROSENE OIL	LTR	118.00	123.50	123.00	120.00	129.00	118.00	135.00	127.00	135.00	125.00
FIREWOOD WHOLE	40 KG.	550.00	545.00	525.00	450.00	490.00	475.00	350.00	565.00	560.00	550.00
CHAIR SHESHAM WOOD WITH ARMS **	EACH	1800.00	1450.00	1450.00	1200.00	1900.00	1800.00	1800.00	2650.00	2300.00	1400.00
CHAIR PLASTIC (CHAIRMAN) AVERAGE QUALITY	EACH	725.00	600.00	650.00	550.00	650.00	750.00	750.00	1150.00	750.00	600.00
TABLE SHESHAM WOOD (4X2X5") ***	EACH	3200.00	4033.33	4250.00	3000.00	3000.00	3750.00	3000.00	7550.00	10000.00	6000.00
SOFASET WOODEN WITH FOAM SEAT **	SET	18000.00	13500.00	12250.00	16000.00	14500.00	18000.00	15000.00	26250.00	16000.00	20000.00
COT IRON (WITH NIWAR)AV.QLTY.	EACH	2100.00	1850.00	1750.00	1300.00	1450.00	1800.00	1650.00	3300.00	2200.00	2000.00
ALMIRAH (STEEL) 6'X3' 20 GUAGE	EACH	8000.00	6275.00	6250.00	9000.00	12000.00	10500.00	8000.00	13250.00	12000.00	7500.00
DINNING TABLE 6 CHAIRS A.QLTY	SET	25000.00	17166.67	15500.00	19000.00	21000.00	23500.00	12000.00	27500.00	22000.00	25000.00
SINGLE BED WITHOUT FOAM MED.	EACH	7000.00	5625.00	4900.00	4500.00	5000.00	5500.00	4000.00	8750.00	6500.00	5000.00
MATRESS SINGLE(4"THICK)	EACH	4585.00	5100.00	5100.00	4900.00	4800.00	4900.00	4500.00	5700.00	5700.00	5100.00
FARSHI DARI 12'X9' AV.QLTY	EACH	2500.00	1150.00	1300.00	1000.00	1175.00	1100.00	1500.00	1950.00	1300.00	1300.00
DARI COTTON (6'x2 1/2') AV.QL	EACH	450.00	373.50	500.00	400.00	325.00	550.00	725.00	1550.00	1200.00	450.00
CARPET PLAIN AV. QLTY	SQFT.	35.00	31.83	30.00	25.00	29.00	37.50	55.00	27.50	42.00	35.00
QUILT (LIHAF) 3 KG. COTTON	EACH	1200.00	956.25	725.00	500.00	775.00	1400.00	1000.00	1250.00	1200.00	600.00
BLANKET (90" x 54")	EACH	3500.00	3750.00	3750.00	1800.00	3750.00	4250.00	3200.00	4900.00	4000.00	3500.00
BEDSHEET SINGLE BED SUP.QLTY	EACH	700.00	633.33	525.00	550.00	625.00	650.00	450.00	1350.00	800.00	450.00
BED SHEET DOUBLE WITH TWO PILLOW COVERS SUP QLTY	SET	1200.00	1258.33	1150.00	800.00	1225.00	1350.00	800.00	2150.00	2000.00	1800.00
TOWEL(3'x2') AV. QALTY	EACH	250.00	242.00	235.00	200.00	275.00	190.00	280.00	187.50	300.00	300.00
CEILING FAN 48" SUPER QLTY **	EACH	2600.00	3095.00	2800.00	3095.00	3095.00	3400.00	3200.00	2550.00	3095.00	2800.00
PEDESTAL FAN 22" SUPER QLTY	EACH	4500.00	4870.00	4750.00	4600.00	4750.00	4000.00	3300.00	3700.00	4720.00	3850.00
REFG. DAWLENCE 10 CFT. D.DOOR	EACH	28600.00	28900.00	28900.00	31500.00	28400.00	33000.00	27000.00	30500.00	31000.00	28700.00
D-FREEZER WAVES 8 CFT.	EACH	28500.00	28600.00	28600.00	27000.00	28200.00	28500.00	25000.00	30000.00	28600.00	29000.00
AIRCONDITIONER 1.5 TON PEL	EACH	41500.00	40000.00	40000.00	42000.00	35000.00	35000.00	41000.00	38500.00	38500.00	41000.00
SPLIT AIR CONDITIONER 1.5 TON (SPECIFY BRAND NAME)	EACH	47500.00	48000.00	48000.00	47000.00	41000.00	40500.00	41000.00	45000.00	46300.00	43000.00
AIRCOOLER SUPER ASIA	EACH	13500.00	11900.00	11900.00	14500.00	13200.00	14500.00	9500.00	14600.00	15500.00	11000.00
WASHING MACHINE SINGER	EACH	15450.00	15600.00	15450.00	15650.00	15500.00	15900.00	15000.00	15000.00	15450.00	14700.00
SEWING MACHINE(SINGER)	EACH	5800.00	5800.00	6400.00	6400.00	6210.00	5810.00	5210.00	5220.00	5750.00	6000.00
GIZER LARGE SIZE 30 GALLON CAPACITY SUP QLTY	EACH	19500.00	19400.00	19400.00	19700.00	19400.00	19000.00	12500.00	13400.00	16000.00	19900.00
GAS BURNER DOUBLE SPFY.BRAND	EACH	2000.00	1475.00	1350.00	1300.00	1250.00	1650.00	1500.00	1750.00	2200.00	1500.00
ELECT. IRON PHILIPS MDL.1120	EACH	1712.50	2100.00	1600.00	2100.00	1500.00	2500.00	1600.00	890.00	2000.00	2100.00
ELECTRIC JUICER FOR APPLE	EACH	7875.00	8400.00	8200.00	3600.00	8250.00	4250.00	5500.00	4700.00	6000.00	4500.00
S.STEEL DEGHCHI MEDIUM SIZE ***	EACH	400.00	767.50	400.00	350.00	737.50	390.00	525.00	1150.00	550.00	570.00
ALUMINIUM COOKING PAN (DEGCHI) MED SIZE	EACH	550.00	296.25	285.00	350.00	565.00	475.00	500.00	1050.00	1300.00	1500.00
NON STICK COOKING PAN (DEGCHI) SUP. QLTY	EACH	800.00	741.67	650.00	650.00	765.00	675.00	725.00	1500.00	1400.00	1450.00
FRYING PAN STEEL AVG. QLTY MED. SIZE	EACH	400.00	295.00	195.00	300.00	255.00	225.00	325.00	700.00	550.00	570.00
TAWAJORN (MEDIUM SIZE) AVG. QLTY	EACH	275.00	185.00	175.00	180.00	210.00	237.50	350.00	325.00	350.00	235.00
S.STEEL PLATE A.QLTY.(M.SIZE)	EACH	80.00	75.00	55.00	60.00	72.50	65.00	90.00	95.00	70.00	75.00
TABLE SPOON S.STEEL SUP.QLTY.	DOZEN	300.00	275.83	245.00	350.00	390.00	375.00	300.00	587.50	450.00	360.00
WATER SET JUG+6 GLASSES (OMROC)	SET	380.00	380.00	410.00	350.00	330.00	800.00	400.00	625.00	400.00	410.00
TEA SET PAK. CHINAWARE 21 PCS.	SET	2000.00	1583.33	1750.00	2000.00	1425.00	1900.00	1500.00	2150.00	1750.00	1950.00
DINNER SET PLASTIC 72 PIECES SUPERIOR QLTY	SET	4200.00	4675.00	4750.00	5000.00	5500.00	5250.00	3525.00	6750.00	7800.00	7800.00
HOTPOT SET PLASTIC 3 PCS.	SET	1250.00	1275.00	1050.00	1600.00	1425.00	1300.00	1200.00	2050.00	1200.00	1250.00
BUCKET(BALTI) PLASTIC MED.SIZ	EACH	300.00	290.00	255.00	350.00	312.50	375.00	250.00	462.50	370.00	220.00

Contd.

7.11 Intercity Consumer Prices March, 2014

Description	Unit	Jhang	Multan	Muzaffargarh	D.G. Khan	Vehari	Sargodha	Mianwali	Bahawalpur	Bahawalnagar	R.Y. Khan
LOTA PLASTIC (MED SIZE) AVERAGE QUALITY	EACH	50.00	46.67	55.00	50.00	52.50	45.00	60.00	55.00	80.00	50.00
PRESURE COOKER 4 LTR.	EACH	1540.00	1650.00	1650.00	1000.00	1575.00	1200.00	1225.00	2100.00	1540.00	1540.00
WATER COOLER 9/10 LTR.PLASTIC ***	EACH	700.00	513.13	525.00	600.00	425.00	675.00	700.00	925.00	600.00	480.00
THERMOS STARVAC 1 LTR	EACH	500.00	395.00	390.00	370.00	462.50	450.00	400.00	600.00	450.00	240.00
BULB PHILIPS 100-WATTS	EACH	30.00	30.00	30.00	30.00	30.00	27.50	25.00	30.00	28.00	27.50
TUBE LIGHT PHILIPS 40 WATTS	EACH	95.00	100.00	100.00	95.00	100.00	100.00	100.00	100.00	100.00	100.00
ELECTRIC BLUBS "0" WATTE LOCAL	EACH	20.00	20.00	20.00	20.00	20.00	20.00	20.00	20.00	25.00	22.50
ELECTRIC BLUB ENERGY SAVER 14 WATTS	EACH	140.00	165.00	165.00	160.00	170.00	155.00	150.00	175.00	165.00	162.50
WASHING SOAP 250 GMS SPECIFY BRAND NAME	EACH	20.00	22.00	20.00	25.00	39.00	38.00	35.00	40.00	40.00	40.00
SURF EXCEL 400 GMS POLY BAG	EACH	125.00	125.00	125.00	125.00	125.00	125.00	125.00	125.00	125.00	125.00
WASHING POWDER 1000 GRM	EACH	185.00	185.00	185.00	180.00	180.00	180.00	180.00	185.00	185.00	185.00
WASHING POWDER (WHEEL/ BONUS) 100 GRAMS	EACH	90.00	95.00	95.00	90.00	95.00	95.00	95.00	95.00	90.00	90.00
CLEANSER POWDER VIM 1000 GM	PKT.	66.67	72.22	72.22	72.22	72.22	66.67	72.22	66.67	66.67	72.22
FINIS 500 ML	BOTTLE	185.00	185.00	185.00	165.00	150.00	195.00	155.00	237.50	175.00	175.00
PHNYLE TYPHONE/FINIS/CARRANITE 3 LITRES	BOTTLE	125.00	140.00	140.00	150.00	145.00	145.00	165.00	150.00	140.00	140.00
HARPIC	BOTTLE	125.00	125.00	125.00	130.00	125.00	125.00	125.00	125.00	125.00	125.00
BOOT POLISH CHERRY/KIWI 50ML	EACH	80.00	80.00	80.00	100.00	100.00	80.00	92.50	100.00	80.00	80.00
ROBIN BLUE (35 GRAMS)	PKT.	45.00	45.00	45.00	45.00	45.00	40.00	25.00	45.00	40.00	45.00
TISSU PAPER PERFUMED 100 PCS.	PKT	90.00	90.00	90.00	90.00	90.00	120.00	110.00	90.00	110.00	90.00
TOILET PAPER ROLL (R.PETEL)	PI/ROLL	35.00	35.00	35.00	35.00	35.00	35.00	35.00	35.00	35.00	35.00
BOOT POLISH LIQUID CHEERY BLOSSOM KIWI 75 ML	BOTTLE	140.00	135.00	135.00	135.00	135.00	120.00	120.00	120.00	120.00	135.00
MATCH BOX SMALL	EACH	2.00	1.50	1.50	2.00	2.00	1.50	2.00	2.00	2.00	2.00
DRY CELL 1.5 VOLT.(LOCAL)	EACH	25.00	20.00	20.00	20.00	25.00	22.50	20.00	20.00	25.00	20.00
HAND STITCHING NEEDLE M.SIZE	PACKET	10.00	10.00	10.00	5.00	7.00	10.00	9.00	5.50	6.00	6.00
SEWING MACHINE NEEDLE (SINGER)	EACH	6.00	8.60	8.60	5.00	5.00	5.00	5.00	5.00	8.50	8.50
HOUSEHOLD SERVANT FEMALE P/T	PI/MNTH	2200.00	1500.00	1200.00	1000.00	1350.00	2750.00	2000.00	1700.00	1800.00	1000.00
MARRIAGE HALL WITH FURNITURE	PI/HEAD	150.00	84.17	72.50	115.00	95.00	140.00	60.00	90.00	105.00	70.00
SEPTRAN TABLETS	10TAB.	15.00	15.00	15.00	15.00	15.00	15.00	15.00	15.00	15.00	15.00
BRUFEN TABS 200-MG.	10TAB.	10.00	10.00	10.00	10.00	10.00	10.00	10.00	10.00	10.00	10.00
PANADOL TAB. EXTRA/PLAIN	10TAB.	10.00	10.00	10.00	10.00	10.00	10.00	10.00	10.00	10.00	10.00
DISPRIN TAB.	10TAB.	10.00	10.00	10.00	10.00	10.00	10.00	10.00	10.00	10.00	10.00
TRISIL TAB.	10 TAB	10.00	10.00	10.00	10.00	10.00	10.00	10.00	10.00	10.00	10.00
FLAGYL TAB. 200 MG.	10TAB.	10.00	10.00	10.00	10.00	10.00	10.00	10.00	10.00	10.00	10.00
VENTOLIN TAB. 2MG.	10TAB.	9.00	9.00	9.00	9.00	9.00	9.00	9.00	9.00	9.00	9.00
DAONIL TAB. 5 MG.	10TAB.	17.00	17.00	17.00	17.00	17.00	17.00	17.00	17.00	17.00	17.00
ENTOX TAB.	10TAB.	10.00	10.00	10.00	10.00	10.00	10.00	10.00	10.00	10.00	10.00
RENITEC TAB. 5 MG.	10TAB.	59.00	59.00	59.00	59.00	59.00	59.00	59.00	59.00	59.00	59.00
CAC. 1000 TAB	BOTTLE	122.00	122.00	122.00	122.00	122.00	122.00	122.00	122.00	122.00	122.00
AMOXIL CAPSOLE 250 MG.S	10CAP.	36.00	36.00	36.00	36.00	36.00	36.00	36.00	36.00	36.00	36.00
CALCIUM SYRUP SANDOZ	BOTTLE	64.00	64.00	64.00	64.00	64.00	64.00	64.00	64.00	64.00	64.00
LEDERPLEX SYRUP	BOTTLE	35.00	35.00	35.00	35.00	35.00	35.00	35.00	35.00	35.00	35.00
SANCOS SYRUP (50 ML.)	BOTTLE	30.00	30.00	30.00	30.00	30.00	30.00	30.00	30.00	30.00	30.00
PHENERGAN SYRUP 120 ML.	BOTTLE	33.00	33.00	33.00	33.00	33.00	33.00	33.00	33.00	33.00	33.00
CALPOL SYRUP 60 ML.	BOTTLE	28.00	28.00	28.00	28.00	28.00	28.00	28.00	28.00	28.00	28.00
HYDRYLLIN SYRUP 120 ML.	BOTTLE	59.00	59.00	59.00	59.00	59.00	59.00	59.00	59.00	59.00	59.00
POLYFAX EYE OINTMENT	TUBE	21.00	21.00	21.00	21.00	21.00	21.00	21.00	21.00	21.00	21.00
BETNESOL EYE DROPS	BOTTLE	30.00	30.00	30.00	30.00	30.00	30.00	30.00	30.00	30.00	30.00
EAR DROPS (CARDISPORINE) ***	BOTTLE	21.00	21.00	21.00	21.00	21.00	21.00	21.00	21.00	21.00	21.00
BETNOVATE-N OINTMENT 5 GMS	TUBE	16.00	16.00	16.00	16.00	16.00	16.00	16.00	16.00	16.00	16.00
BURNOL CREAM 30 GRM	TUBE	16.00	16.00	16.00	16.00	16.00	16.00	16.00	16.00	16.00	16.00
VICKS VAPORUB/BALM	BOTTLE	36.00	36.00	36.00	36.00	36.00	36.00	36.00	36.00	36.00	36.00
GLYCRINE SMALL BOTTLE	BOTTLE	30.00	18.00	18.00	20.00	15.00	18.00	25.00	20.00	25.00	20.00
JOUHAR JOSHANDA	PKT.	6.00	6.00	6.00	6.00	6.00	6.00	6.00	6.00	6.00	6.00
GALXOS-D (450 GRMS)	PKT.	151.88	168.75	168.75	151.88	151.88	151.88	151.88	168.75	151.88	151.88

Contd.

7.11 Intercity Consumer Prices March, 2014

Description	Unit	Jhang	Multan	Muzaffargarh	D.G. Khan	Vehari	Sargodha	Mianwali	Bahawalpur	Bahawalnagar	R.Y. Khan
GRIPE-WATER WOODWARDS	BOTTLE	50.00	50.00	50.00	50.00	50.00	50.00	50.00	50.00	50.00	50.00
SANIPLAST ONE PUTTY	EACH	2.00	1.40	1.40	1.40	2.00	2.00	2.00	2.00	1.50	1.50
O.R.S. (NIMCOL)	PKT.	15.00	15.00	15.00	15.00	15.00	15.00	15.00	15.00	15.00	15.00
DETTOL (MEDIUM)	BOTTLE	46.80	46.80	46.80	46.80	46.80	46.80	46.80	46.80	46.80	46.80
COTTON BANDAGE 2" - 4"	EACH	8.25	7.00	10.00	7.00	8.00	5.00	10.00	8.00	8.00	8.00
THERMOMETER CHINA	EACH	35.00	42.50	50.00	40.00	45.00	45.00	50.00	45.00	40.00	40.00
DOCTOR (MBBS) CLINIC FEE	PIPAT.	300.00	100.00	100.00	100.00	100.00	150.00	300.00	200.00	200.00	250.00
URINE TEST (DR) CHARGES	P/TEST	52.50	70.00	55.00	70.00	50.00	45.00	60.00	90.00	50.00	60.00
BLOOD TEST (CP) CHARGES	P/TEST	225.00	290.00	225.00	200.00	237.50	175.00	210.00	225.00	120.00	100.00
SUGAR TEST (RANDOM/FASTING BOTH) CHARGES	P/TEST	120.00	122.50	100.00	100.00	60.00	90.00	120.00	120.00	100.00	150.00
ECG CHARGES	P/TEST	200.00	300.00	110.00	200.00	150.00	225.00	225.00	175.00	150.00	150.00
X-RAY (CHEST) CHARGES	P/X-RAY	300.00	250.00	185.00	300.00	200.00	275.00	300.00	200.00	200.00	200.00
CAR SUZUKI 800 CC (W/O. A/C)	EACH	0.00	645400.00	0.00	620000.00	641800.00	620000.00	625000.00	640800.00	670000.00	640000.00
CAR SUZUKI 1000 CC	EACH	0.00	1065400.00	0.00	1050000.00	1061800.00	1050000.00	0.00	1060800.00	1080000.00	1070000.00
CAR TOYOTA 1300 CC	EACH	1705000.00	1610500.00	0.00	0.00	0.00	1589500.00	0.00	1608000.00	1620000.00	1620000.00
CAR HONDA CIVIC	EACH	0.00	2062000.00	0.00	0.00	0.00	2057000.00	0.00	0.00	2150000.00	2150000.00
MOTORCYCLE HONDA CD-70.	EACH	69900.00	69900.00	69900.00	69900.00	69900.00	69900.00	68500.00	69900.00	69900.00	69900.00
MOTORCYCLE YAMAHA 100CC.	EACH	79300.00	80000.00	80000.00	79300.00	79500.00	79500.00	79500.00	80500.00	85000.00	85000.00
MOTOR CYCLE HERO 70 CC	EACH	44500.00	47500.00	0.00	44000.00	43000.00	42500.00	44500.00	44000.00	50000.00	48500.00
BICYCLE WITH TYRES & TUBES	EACH	8200.00	7500.00	7500.00	7000.00	7550.00	7250.00	7000.00	7350.00	7500.00	7500.00
TYRE CAR WITH TUBE GENERAL	EACH	4300.00	2800.00	2900.00	2700.00	3400.00	3750.00	3000.00	3600.00	3000.00	2950.00
TYRE MOTOR CYCLE WITHOUT TUBE	EACH	1250.00	970.00	970.00	850.00	1150.00	1150.00	1200.00	1283.00	1300.00	1230.00
TYRE CYCLE SPECIFY BRAND NAME	EACH	360.00	365.00	370.00	320.00	372.50	400.00	350.00	350.00	350.00	360.00
TYRE CAR W/O TUBE	EACH	3600.00	2800.00	0.00	2700.00	2965.00	3250.00	2625.00	4200.00	2800.00	2950.00
PETROL SUPER	LITRE	110.03	110.03	110.03	110.03	110.03	110.03	110.03	110.03	110.03	110.03
HIGH SPEED DIESEL HSD	LITRE	116.75	116.75	116.75	116.75	116.75	116.75	116.75	116.75	116.75	116.75
CNG	K.G.	0.00	66.14	66.14	0.00	0.00	0.00	0.00	0.00	0.00	66.14
GAS CYLINDER STAND. SIZE	EACH	1400.00	1480.00	1430.00	1350.00	1350.00	1425.00	1560.00	1540.00	1530.00	1360.00
MOTOR CYCLE SERVICE CHARGES	EACH	270.00	230.00	225.00	200.00	175.00	275.00	300.00	225.00	250.00	250.00
CAR SERVICE CHARGES	EACH	250.00	275.00	225.00	200.00	250.00	325.00	400.00	225.00	250.00	250.00
TYRE PUNCTURE CHARGES	EACH	50.00	70.00	65.00	30.00	45.00	50.00	50.00	55.00	80.00	50.00
CYCLE OVERHAULING CHARGES	EACH	400.00	280.83	290.00	250.00	195.00	350.00	350.00	200.00	300.00	150.00
CAR TAX FOR 800CC TO 1300CC	YEARLY	1800.00	1800.00	1800.00	2400.00	1800.00	1800.00	1800.00	1800.00	1800.00	1800.00
TRAIN FARE ECO. 1-100 KM.	PIKM.	0.71	0.71	0.71	0.71	0.71	0.71	0.71	0.71	0.00	0.71
TRAIN FARE ECO. 101-500 KM.	PIKM.	1.02	1.02	1.02	1.02	1.02	1.02	1.02	1.02	0.00	1.02
TRAIN FARE ECO. > 500 KM.	PIKM.	0.93	0.93	0.93	0.93	0.93	0.93	0.93	0.93	0.00	0.93
TRAIN FARE 1ST SLP. 1-100KM	PIKM.	2.18	2.18	2.18	2.18	2.18	2.18	2.18	2.18	0.00	2.18
TRAIN FARE 1ST SLP.101-500 KM	PIKM.	2.69	2.69	2.69	2.69	2.69	2.69	2.69	2.69	0.00	2.69
TRAIN FARE 1ST SLP. > 500 KM	PIKM.	2.07	2.07	2.07	2.07	2.07	2.07	2.07	2.07	0.00	2.07
TRAIN FARE A/C SLP. 1-100KM.	PIKM	5.99	5.99	5.99	5.99	5.99	5.99	5.99	5.99	0.00	5.99
TRAIN FARE A/C SLP.101-500KM	PIKM.	4.77	4.77	4.77	4.77	4.77	4.77	4.77	4.77	0.00	4.77
TRAIN FARE A/C SLP > 500KM.	PIKM	4.32	4.32	4.32	4.32	4.32	4.32	4.32	4.32	0.00	4.32
PLATFORM TICKET	EACH	10.00	10.00	10.00	10.00	10.00	10.00	10.00	10.00	0.00	10.00
AUTO RICKSHAW FARES	KM/MIN	40.00	30.00	30.00	80.00	35.00	60.00	75.00	80.00	50.00	50.00
FULL TONGA CHARGES	KM/MIN	80.00	49.38	50.00	56.00	0.00	0.00	75.00	70.00	0.00	0.00
TAXI 4 SEATER FARE	KM/MIN	100.00	100.00	100.00	50.00	50.00	50.00	50.00	60.00	100.00	100.00
BUS FARE MIN (WITHIN CITY)	TICKET	0.00	13.00	0.00	0.00	0.00	15.00	0.00	0.00	0.00	0.00
BUS FARE MAX (WITHIN CIT	TICKET	0.00	26.00	0.00	0.00	0.00	27.50	0.00	0.00	0.00	0.00
BUS FARE OUTSIDE CITY	PIKM.	1.02	1.02	1.02	1.02	1.02	1.02	1.02	1.02	1.02	1.02
A/C BUS FARE OUTSIDE CITY	PIKM.	1.76	1.40	1.40	1.20	1.45	2.00	1.50	1.62	1.80	1.80
MINIBUS FARE MIN.WITH IN CITY	TICKET	0.00	13.00	0.00	0.00	0.00	0.00	0.00	0.00	0.00	0.00
MINIBUS FARE MAX.WITH IN CITY	TICKET	0.00	26.00	0.00	0.00	0.00	0.00	0.00	0.00	0.00	0.00
SUZUKI FARE MIN.WITH IN CITY	TICKET	15.00	13.00	0.00	8.00	0.00	13.50	15.00	10.00	15.00	0.00
SUZUKI FARE MAXIMUM W.IN CITY	TICKET	20.00	26.00	0.00	8.00	0.00	17.50	25.00	20.00	20.00	0.00

Contd.

7.11 Intercity Consumer Prices March, 2014

Description	Unit	Jhang	Multan	Muzaffargarh	D.G. Khan	Vehari	Sargodha	Mianwali	Bahawalpur	Bahawalnagar	R.Y. Khan
AIR FARE ECONOMY CLASS.	PIKM.	0.00	16.41	0.00	0.00	0.00	0.00	0.00	0.00	0.00	0.00
POSTAL ENVELOPE DOMESTIC	EACH	8.00	8.00	8.00	8.00	8.00	8.00	8.00	8.00	8.00	8.00
ENVELOPE FOR SAUDI ARABIA	EACH	50.00	50.00	50.00	50.00	50.00	50.00	50.00	50.00	50.00	50.00
POSTAL REGISTRATION CHARGES	EACH	28.00	28.00	28.00	28.00	28.00	28.00	28.00	28.00	28.00	28.00
U.M.S. REG CHARGES MIN.	EACH	58.00	58.00	58.00	58.00	59.00	58.00	58.00	59.00	58.00	58.00
T.C.S. CH. MIN.WITH IN ZONE	EACH	110.00	110.00	110.00	110.00	110.00	110.00	110.00	110.00	110.00	110.00
TELEPHONE CHARGES LOCAL CALL	PI/CALL	3.94	3.94	3.94	3.94	3.94	3.94	3.94	3.94	3.94	3.94
TEL CHARGES OUT SIDE CITY	PI/CALL	3.94	3.94	3.94	3.94	3.94	3.94	3.94	3.94	3.94	3.94
INTERNET CHARGES	PI/HOUR	40.00	17.50	17.50	20.00	40.00	45.00	45.00	15.00	27.50	27.50
MOBILE CELL CHARGES	PI/UNIT	3.00	3.00	4.00	3.00	3.00	3.00	3.00	4.50	2.50	3.06
FAX CHARGES (LOCAL)	PI/PAGE	30.00	10.00	15.00	15.00	15.00	20.00	15.00	10.00	17.50	17.50
TELEPHONE SET AV. Q.LTY	EACH	900.00	775.00	450.00	900.00	975.00	750.00	525.00	1150.00	800.00	650.00
MOBILE SET NOKIA/SONY/ERICSON/SAMSUNG WITHOUT CAMERA	EACH	2650.00	3200.00	3200.00	2600.00	3200.00	2150.00	3000.00	5200.00	3650.00	3650.00
T.V. 20" COLORED WEGA H-A21.	EACH	16500.00	23500.00	23500.00	23500.00	19000.00	22000.00	23250.00	23800.00	18000.00	17500.00
T.V 20" COLOR CHINA/KORIA)	EACH	11900.00	14500.00	15000.00	14900.00	6650.00	6750.00	14250.00	15300.00	13000.00	12000.00
V.C.P. PANASONIC/LGINAT	EACH	0.00	5000.00	0.00	5000.00	0.00	0.00	6500.00	5500.00	5000.00	0.00
DVD/VCD PLAYER PANASONIC/LG	EACH	4000.00	4420.00	4200.00	4000.00	4100.00	0.00	4500.00	4950.00	5000.00	5500.00
RADIO WITH C.PLAYER NATIONAL	EACH	1650.00	3333.33	0.00	3000.00	1500.00	4500.00	3000.00	2100.00	1800.00	1250.00
PERSONNEL COMPUTER (BRANDED)	EACH	45000.00	48200.00	48200.00	35000.00	40000.00	25000.00	38500.00	35000.00	66000.00	50000.00
VID. CASSETTE BLK. TDK/SONY	EACH	0.00	169.17	170.00	130.00	165.00	165.00	150.00	180.00	180.00	100.00
COM. C.D. (TDK/IMATION)	EACH	40.00	60.00	50.00	60.00	95.00	45.00	30.00	40.00	50.00	35.00
TAPE RECORDER CASSETTE BLANK	EACH	60.00	43.75	42.50	35.00	75.00	50.00	50.00	55.00	50.00	40.00
VIDEO GAME SEGA 16 BYTE	EACH	1150.00	1300.00	0.00	1600.00	1050.00	0.00	1500.00	1650.00	1150.00	1150.00
CINEMA A/C. HIGH CLASS	TICKET	0.00	120.00	0.00	0.00	0.00	100.00	0.00	0.00	0.00	0.00
CINEMA NON-A/C HIGH CLASS	TICKET	50.00	60.00	40.00	35.00	0.00	0.00	0.00	35.00	0.00	30.00
CABLE CHARGES	PER MONT	300.00	300.00	250.00	350.00	300.00	250.00	250.00	275.00	300.00	250.00
TV.LICENCE FEE DOMESTIC	YEARLY	420.00	420.00	420.00	420.00	420.00	420.00	420.00	420.00	420.00	420.00
ENGLISH BOOK CLASS V1	EACH	75.00	75.00	75.00	75.00	75.00	75.00	75.00	75.00	75.00	75.00
ENGLISH BOOK CLASS IX OR X	EACH	126.00	126.00	126.00	126.00	126.00	126.00	126.00	126.00	126.00	126.00
ENG. BOOK IST.YR COMPLETE SET	EACH	82.00	82.00	82.00	82.00	82.00	82.00	82.00	82.00	82.00	82.00
ENGLISH BOOK BA/B.SC	EACH	178.00	178.00	178.00	178.00	178.00	178.00	178.00	178.00	178.00	178.00
URDU BOOK CLASS V (T.B.BORD)	EACH	68.00	68.00	68.00	68.00	68.00	68.00	68.00	68.00	68.00	68.00
URDU BOOK CLASS IX(X)(T.B.B)	EACH	120.00	120.00	120.00	120.00	120.00	120.00	120.00	120.00	120.00	120.00
URDU BOOK IST.YEAR/INTER	EACH	51.00	51.00	51.00	51.00	51.00	51.00	51.00	51.00	51.00	51.00
URDU BOOK BA/B.SC	EACH	140.00	140.00	140.00	140.00	140.00	140.00	140.00	140.00	140.00	140.00
MATHS BOOK CALSS V (T.B.B)	EACH	81.00	81.00	81.00	81.00	81.00	81.00	81.00	81.00	81.00	81.00
MATHS BOOK CLASS IX OR X	EACH	188.00	188.00	188.00	188.00	188.00	188.00	188.00	188.00	188.00	188.00
MATHS BOOK IST.YEAR (T.B.B)	EACH	150.00	150.00	150.00	150.00	150.00	150.00	150.00	150.00	150.00	150.00
PAKISTAN STUDIES BOOK BA/B.SC	EACH	125.00	125.00	125.00	125.00	125.00	125.00	125.00	125.00	125.00	125.00
DAILY "DAWN"	PI/COPY	19.00	19.00	19.00	19.00	19.00	19.00	19.00	19.00	19.00	19.00
DAILY "JANG"	PI/COPY	12.00	12.00	12.00	12.00	12.00	12.00	12.00	12.00	12.00	12.00
DAILY "NAWA-E-WAQI"	PI/COPY	12.00	12.00	12.00	12.00	12.00	12.00	12.00	12.00	12.00	12.00
WEEKLY "AKHBAR-E-JAHAN"	PI/COPY	55.00	55.00	55.00	55.00	55.00	55.00	55.00	55.00	55.00	55.00
WEEKLY "MAG"	PI/COPY	45.00	45.00	45.00	45.00	45.00	45.00	45.00	45.00	45.00	45.00
MONTHLY "NAUNEHAL DIGEST"	PI/COPY	35.00	35.00	35.00	35.00	35.00	35.00	35.00	35.00	35.00	35.00
PAPER FOOLSCAPE (27"x17")	QUIRE	45.00	37.50	32.50	25.00	47.50	50.00	45.00	27.50	30.00	50.00
EXERCISE BOOK LINED 80/100 PGS	EACH	60.00	32.50	27.50	25.00	37.50	60.00	45.00	70.00	70.00	70.00
PENCIL GOLD FISH/DEER	EACH	6.00	6.50	6.00	5.00	6.00	6.00	6.00	5.00	7.00	7.00
PEN INK DOLLOR 57 ML BOTTLE	EACH	20.00	20.00	20.00	20.00	20.00	20.00	20.00	20.00	20.00	20.00
PHOTOSTATE PAPER 70 GM	PRT	320.00	268.33	320.00	355.00	295.00	365.00	310.00	280.00	350.00	350.00
BALL PEN (local)	EACH	6.00	5.45	6.00	5.00	5.00	7.00	6.00	5.00	8.00	7.00
FOUNTAIN PEN HEROWINGS/CHINA	EACH	50.00	45.00	37.50	35.00	40.00	47.50	40.00	40.00	50.00	50.00
PRIVATE SCHOOL FEE ENGLISH MEDIUM AVERAGE STANDARD (CLASS I)	PER MONTH	1075.00	1233.33	562.50	1100.00	932.50	800.00	700.00	2552.50	850.00	900.00
PRIVATE SCHOOL FEE ENGLISH MEDIUM AVERAGE STANDARD (CLASS V)	PER MONTH	1075.00	1283.33	700.00	1200.00	932.50	1100.00	1000.00	2552.50	1075.00	1200.00

Contd.

**7.11 Intercity Consumer Prices
March, 2014**

Description	Unit	Jhang	Multan	Muzaffargarh	D.G. Khan	Vehari	Sargodha	Mianwali	Bahawalpur	Bahawalnagar	R.Y. Khan
PRIVATE SCHOOL FEE ENGLISH MEDIUM AVERAGE STANDARD (CLASS VI)	PER MONTH	1200.00	1308.33	766.67	1300.00	1032.50	1200.00	1200.00	2577.50	1100.00	1200.00
PRIVATE SCHOOL FEE ENGLISH MEDIUM AVERAGE STANDARD (CLASS X)	PER MONTH	1250.00	1483.33	1050.00	1800.00	1120.00	1500.00	1400.00	2907.50	1550.00	1500.00
PRIVATE MEDICAL COLLEGE FEE MBBS (1ST YEAR)	PER MONTH	0.00	0.00	0.00	0.00	0.00	0.00	0.00	0.00	0.00	0.00
PRIVATE ENGINEERING COLLEGE FEE (1STR YEAR)	PER MONTH	0.00	0.00	0.00	0.00	0.00	0.00	0.00	0.00	0.00	0.00
GOVT. COLLEGE FEE 1ST. YEAR	MONTH	50.00	50.00	50.00	50.00	50.00	50.00	50.00	50.00	50.00	50.00
GOVT. COLLEGE FEE 4TH. YEAR	MONTH	60.00	60.00	60.00	60.00	60.00	60.00	60.00	60.00	60.00	60.00
GOVT. UNIVERSITY FEE MSC.	MONTH	115.00	217.00	217.00	210.00	183.33	80.00	100.00	110.00	0.00	110.00
GOVT. MED. COLLEGE FEE MBBS	MONTH	0.00	999.00	873.00	1250.00	0.00	0.00	0.00	1289.00	0.00	1050.00
GOVT. ENGG. COLL. FEE 1 YEAR	MONTH	0.00	833.00	500.00	0.00	0.00	600.00	0.00	2000.00	0.00	500.00
COACHING FEE FOR CLASS IX	PER MONTH	1200.00	800.00	500.00	500.00	1200.00	500.00	1500.00	1500.00	1100.00	500.00
COACHING CHARGES FOR CLASS 1ST YEAR/INTER (SCIENCE)	PER MONTH	1800.00	1200.00	900.00	1500.00	1800.00	900.00	2500.00	1750.00	1500.00	700.00
COACHING CHARGES FOR CLASS 1ST YEAR/INTER (COMMERCE)	PER MONTH	1800.00	1133.33	900.00	1000.00	1500.00	600.00	1000.00	1500.00	1500.00	600.00
I.T. TUITION FEES	PER MONTH	1000.00	1133.00	0.00	2000.00	2583.00	1250.00	0.00	2417.00	0.00	2000.00
MBA TUITION FEES	PER MONTH	0.00	5833.00	0.00	2000.00	2583.00	0.00	0.00	2750.00	0.00	4585.00
BREAD TANDOORI ST. SIZE	EACH	6.00	6.00	6.00	5.00	5.00	6.50	6.00	5.00	6.50	6.00
COOKED MUTTON (AV. HOTEL)	PLATE	140.00	105.00	110.00	95.00	95.00	200.00	140.00	85.00	150.00	150.00
COOKED BEEF (AV. HOTEL)	PLATE	70.00	70.00	80.00	65.00	70.00	95.00	100.00	65.00	120.00	70.00
COOKED DAL (AV. HOTEL)	PLATE	60.00	32.50	45.00	35.00	40.00	37.50	40.00	32.50	50.00	52.50
CHICKEN BIRYANI FULL/DOUBLE	PLATE	180.00	122.50	80.00	80.00	145.00	120.00	140.00	110.00	150.00	120.00
TEA PREPARED (ORDINARY)	CUP	15.00	20.00	17.50	20.00	15.00	18.50	15.00	15.00	20.00	20.00
HAIRCUT CHARGES FOR MEN	PI/CUT	50.00	58.33	47.50	50.00	50.00	70.00	50.00	95.00	60.00	60.00
BEAUTY PORL HAIR STYL CHARGE	PI/STY.	120.00	192.50	190.00	150.00	262.50	200.00	250.00	390.00	300.00	300.00
SHAVING CHARGES	PER SHV	25.00	30.00	27.50	30.00	30.00	40.00	30.00	30.00	30.00	30.00
LIPSTICK S.MISS/MEDORA	EACH	110.00	110.00	110.00	110.00	110.00	110.00	110.00	90.00	105.00	105.00
NAIL POLISH S.MISS/MEDORA	EACH	100.00	95.00	95.00	55.00	55.00	105.00	95.00	95.00	60.00	55.00
PERFUME MED.SIZE MEDORA/BROACH	EACH	180.00	110.00	110.00	170.00	180.00	180.00	110.00	180.00	180.00	180.00
HAIR-OIL AMLA/CHAMBELI	BOTTLE	100.00	110.00	110.00	100.00	110.00	100.00	100.00	100.00	100.00	110.00
TOILET SOAP LUX 95 GRAMS	EACH	40.38	40.38	40.38	40.38	40.38	40.38	40.38	40.38	40.38	40.38
TOILET SOAP LIFEBOUY 140 GRM	EACH	36.00	36.00	36.00	36.00	36.00	36.00	36.00	36.00	36.00	36.00
TOILET SOAP SAFEGUARD BATH SIZE	EACH	46.00	46.00	46.00	46.00	46.00	46.00	46.00	46.00	46.00	46.00
TOOTHPASTE MACKLINES 70 GRM	EACH	50.00	50.00	50.00	50.00	50.00	50.00	50.00	50.00	50.00	50.00
TOOTHPAST MED SIZE CLGATE 70 GMS	EACH	56.00	56.00	56.00	56.00	56.00	56.00	56.00	56.00	56.00	56.00
TOOTHBRUSH SHEILD A/PLAUQUE	EACH	50.00	30.00	25.00	35.00	35.00	37.50	50.00	25.00	30.00	25.00
TOOTHPOWDER DENTONIC 90 GRM	EACH	25.00	25.00	25.00	25.00	25.00	25.00	25.00	25.00	25.00	25.00
HAIR-COLOUR BEGIN (6 GMS)	EACH	95.00	95.00	95.00	95.00	95.00	95.00	95.00	95.00	95.00	95.00
HAIR COLOUR (KALAKOLA)	BOTTLE	120.00	120.00	120.00	120.00	120.00	120.00	120.00	120.00	120.00	120.00
FACECREAM PONDS (MEDIUM)	EACH	110.00	110.00	110.00	110.00	105.00	105.00	105.00	110.00	110.00	110.00
TALC POWDER VICE ROAY,B.CAT	EACH	120.00	120.00	120.00	120.00	140.00	147.50	120.00	120.00	130.00	120.00
BLADE TREET ORDINARY 10'S	PKT.	30.00	29.67	30.00	35.00	35.00	35.00	30.00	30.00	35.00	30.00
BLADE 7-O-CLOCK STAIN. 5'S	PKT.	35.00	30.00	30.00	35.00	30.00	30.00	35.00	30.00	30.00	30.00
SHAMPOO SUNSILK/PAINTIN 100 ML	BOTTLE	105.56	110.00	110.00	110.00	110.00	105.56	110.00	110.00	110.00	105.56
BEAUTY CREAM (FAIR & LOVELY)	EACH	155.00	155.00	155.00	115.00	110.00	155.00	155.00	155.00	155.00	155.00
HAIR REMOVING CREAM (EU-CREAM)	TUBE	60.00	60.00	60.00	60.00	60.00	60.00	65.00	60.00	60.00	60.00
GEL MEDIUM SIZE	BOTTLE	60.00	90.00	90.00	130.00	60.00	85.00	85.00	100.00	120.00	100.00
DISPOSABLE RAZOR Gillet-II	EACH	40.00	35.00	35.00	35.00	40.00	40.00	40.00	40.00	45.00	40.00
SHAVING CREAM TOUCH-ME/ADM.	EACH	60.00	55.00	55.00	55.00	60.00	55.00	60.00	55.00	55.00	60.00
GOLD TEZABI 24 CT	10 GM.	44000.00	43895.00	43895.00	43297.00	43724.00	44137.81	44770.00	44136.00	43210.00	42935.00
SILVER TEZABI 24 CT	10 GM.	710.00	685.00	685.00	669.00	711.00	728.00	750.00	707.00	712.00	643.00
ARTIFICIAL JEWELLARY SET	SET	300.00	631.25	525.00	350.00	475.00	550.00	900.00	675.00	1000.00	280.00
WRIST WATCH GENTS CITIZEN (ORIGINAL) ***	EACH	5000.00	2500.00	2600.00	2500.00	3500.00	6500.00	4100.00	7750.00	3000.00	3000.00
WRIST WATCH LADIES CITIZEN (ORIGINAL) ***	EACH	5000.00	2500.00	2500.00	2500.00	3500.00	6500.00	4100.00	7750.00	3000.00	3000.00
WALL CLOCK QUARTZ AV.QLTY	EACH	1000.00	400.00	325.00	400.00	525.00	475.00	475.00	1050.00	500.00	500.00
SUITCASE REXIN (24"x16"x6")	EACH	700.00	725.00	725.00	1200.00	762.50	1650.00	1125.00	1500.00	1400.00	1000.00
TRUNK MEDIUM SIZE ***	EACH	1000.00	1100.00	1225.00	1500.00	962.50	1650.00	1400.00	1600.00	1250.00	1200.00
PURSE LADIES (LEATHER) AVERAGE QUALITY	EACH	900.00	725.00	500.00	400.00	475.00	550.00	375.00	1050.00	1200.00	1100.00

7.11 Intercity Consumer Prices March, 2014

Description	Unit	Karachi	Hyder- abad	Nawab- shah	Mirpur- khas	Mithi	Sukkar	Larkana	Dadu	Pesha- war	Mardan
WHEAT	10 KG.	410.00	380.00	425.00	400.00	400.00	420.00	387.50	370.00	420.00	420.00
WHEAT FLOUR FINE/SUPERIOR.	KG.	52.00	49.00	46.00	49.00	49.00	47.00	46.00	45.00	53.00	48.00
WHEAT FLOUR AVG. QLTY	KG.	46.00	46.25	44.00	45.00	45.00	46.00	45.00	42.00	47.33	44.00
WHEAT FLOUR BAG	10 KG.	480.00	462.50	450.00	450.00	450.00	462.50	455.00	420.00	446.67	430.00
MAIDA	KG.	60.00	49.38	52.00	50.00	58.00	50.00	50.00	50.00	54.50	55.00
SUJI	KG.	60.00	49.38	65.00	50.00	58.00	52.50	47.50	60.00	56.17	57.50
BESAN AV. QLTY.	KG.	83.08	82.50	110.00	80.00	82.00	85.00	95.00	90.00	80.00	77.50
RICE BASMATI SUP. QLTY.	KG.	153.08	130.00	150.00	140.00	145.00	150.00	140.00	140.00	141.67	145.00
RICE BASMATI 385/386	KG.	93.08	76.88	85.00	80.00	80.00	85.00	75.00	90.00	121.67	120.00
RICE BASMATI BROKEN AV.QLTY	KG.	81.54	75.63	72.00	54.00	75.00	75.00	80.00	40.00	78.33	72.50
RICE IRRI-6 (SINDHIPUNJAB)	KG.	56.54	50.00	42.00	40.00	42.00	51.25	32.50	40.00	48.50	47.50
VERMICELLI	KG.	81.54	80.00	86.00	85.00	85.00	75.00	70.00	70.00	73.75	80.00
BREAD PLAIN MEDIUM SIZE	EACH	45.00	40.00	48.00	35.00	35.00	50.00	38.00	40.00	35.00	35.00
RUSK (PAPAY)	KG.	186.15	147.50	200.00	140.00	150.00	200.00	200.00	200.00	160.00	200.00
BISCUITS-PACKED	PKT	35.00	35.00	35.00	35.00	35.00	35.00	35.00	35.00	35.00	35.00
BISCUIT-BAKERY (LOOSE)	250 GM	71.54	60.00	90.00	50.00	50.00	60.00	100.00	50.00	60.00	55.00
CORNFLAKS FAUJI 225 GM.	PKT	153.00	166.50	166.50	153.00	153.00	153.00	153.00	166.50	153.00	153.00
SAMOSA (VEGETABLE)	EACH	10.62	10.00	6.00	7.00	6.00	10.00	12.00	15.00	6.33	7.00
PASTRY AV.QLTY.	EACH	14.62	15.75	20.00	12.00	10.00	12.50	32.50	20.00	22.50	20.00
PATTIES (VEGETABLES)	EACH	14.62	10.50	9.00	10.00	10.00	12.50	18.00	10.00	21.67	21.00
NIMCO	250 GM	81.54	52.50	90.00	55.00	55.00	70.00	60.00	50.00	53.33	55.00
CHIPS	250 GM	96.54	70.00	90.00	55.00	55.00	75.00	80.00	60.00	52.50	45.00
BEEF WITH BONE AV.QLTY.	KG	329.23	292.50	350.00	240.00	0.00	290.00	280.00	280.00	270.00	260.00
MUTTON AV.QLTY.	KG	612.31	550.00	500.00	550.00	500.00	510.00	565.00	560.00	563.33	510.00
CHICKEN FARM BROILER (LIVE)	KG	190.00	190.00	180.00	170.00	185.00	170.00	170.00	190.00	156.00	165.00
FISH-RAHU MEDIUM SIZE	KG	365.38	300.00	350.00	275.00	300.00	325.00	275.00	280.00	250.00	215.00
MILK FRESH (UNBOILED)	LTR.	78.00	74.00	80.00	70.00	60.00	70.00	80.00	72.50	60.00	70.00
CURD	KG.	108.62	97.00	100.00	80.00	78.00	80.00	95.00	100.00	70.00	80.00
MILK TETRA PACK 1/2 LTR.	PKT.	50.00	50.00	50.00	50.00	50.00	50.00	50.00	50.00	50.00	50.00
LACTOGEN 400 GRAMS	PKT.	375.00	375.00	370.00	370.00	370.00	385.00	370.00	375.00	375.00	375.00
POWDER MILK NIDO 400GM.	PKT	325.00	325.00	300.00	325.00	325.00	325.00	325.00	325.00	325.00	325.00
MILK POWDER LOOSE/PACKED	KG.	523.08	562.50	510.00	480.00	480.00	480.00	450.00	365.00	590.00	520.00
BUTTER LOCAL PACKED	50 GM.	24.00	25.00	40.00	25.00	25.00	27.50	27.50	30.00	25.00	25.00
EGGS FARM	DOZ	118.62	119.00	85.00	115.00	130.00	114.00	120.00	120.00	119.17	120.00
MUSTARD OIL AV.QLTY.	KG.	173.08	160.00	170.00	145.00	150.00	148.50	200.00	160.00	218.33	200.00
COOKING OIL (DALDA)	2.5LTR	535.00	545.00	540.00	550.00	550.00	545.00	530.00	520.00	535.00	530.00
COOKING OIL (PAKWAN) OTHER BRAND SPECIFY	2.5 LTR	525.00	545.00	530.00	540.00	540.00	545.00	530.00	520.00	440.00	440.00
VEGETABLE GHEE TIN	2.5KG.	520.00	505.00	505.00	530.00	530.00	525.00	520.00	520.00	510.00	510.00
VEGETABLE GHEE (LOOSE)	KG.	160.00	160.00	165.00	180.00	180.00	160.00	145.00	140.00	180.00	175.00
DATES AV.QLTY.	KG.	212.31	150.00	150.00	100.00	110.00	175.00	385.00	200.00	178.33	170.00
PISTACHIO AV.QLTY.	50 GM.	86.15	140.00	100.00	90.00	95.00	120.00	125.00	100.00	70.00	67.50
ALMONDS WHOLE AV.QLTY.	KG.	465.38	403.75	500.00	400.00	455.00	800.00	800.00	610.00	598.33	600.00
COCONUT DRY AV.QLTY.	KG.	226.15	240.00	220.00	220.00	240.00	230.00	230.00	220.00	228.33	220.00
RAISINS AV.QLTY.	50 GM.	20.00	20.00	20.00	20.00	15.00	27.50	20.00	25.00	17.83	15.50
GROUNDNUTS (WITH SHELL)	KG.	246.15	160.00	200.00	110.00	115.00	240.00	155.00	150.00	165.00	165.00
MALTA/MOSAMBI	DOZ	129.23	152.50	50.00	160.00	120.00	120.00	55.00	180.00	116.67	120.00
KINNU	DOZ	106.15	72.50	80.00	100.00	80.00	110.00	55.00	60.00	93.33	80.00
APPLE	KG	138.46	57.50	120.00	80.00	80.00	85.00	100.00	100.00	116.67	115.00
ALOO BUKHARA	KG	0.00	0.00	0.00	0.00	0.00	0.00	0.00	0.00	0.00	0.00
POMEGRANATE (ANNAR)	KG	0.00	0.00	0.00	0.00	0.00	0.00	0.00	0.00	0.00	0.00
GRAPES	KG	0.00	0.00	0.00	0.00	0.00	0.00	0.00	0.00	0.00	0.00
BANANAS	DOZ	53.08	45.00	35.00	35.00	40.00	50.00	40.00	60.00	70.00	70.00
MANGO KALMI	KG	0.00	0.00	0.00	0.00	0.00	0.00	0.00	0.00	0.00	0.00
GUAVA	KG	53.08	50.00	35.00	50.00	60.00	42.50	25.00	50.00	91.67	80.00

Contd.

7.11 Intercity Consumer Prices March, 2014

Description	Unit	Karachi	Hyder- abad	Nawab- shah	Mirpur- khas	Mithi	Sukkar	Larkana	Dadu	Pesha- war	Mardan
WATERMELON (TURBOOZ)	KG	0.00	0.00	0.00	0.00	0.00	0.00	0.00	0.00	0.00	0.00
MUSKMELON (KHARBOOZA)	KG	0.00	0.00	0.00	0.00	0.00	0.00	0.00	0.00	0.00	0.00
SWEETMELON (GARMA)	KG	0.00	0.00	0.00	0.00	0.00	0.00	0.00	0.00	0.00	0.00
PULSE MASOOR (WHOLE)	KG.	113.08	98.75	100.00	100.00	95.00	100.00	100.00	100.00	116.67	140.00
PULSE MASOOR (WASHED)	KG.	118.08	113.75	120.00	116.00	116.00	130.00	110.00	120.00	116.67	130.00
PULSE MOONG (WASHED)	KG.	148.08	152.50	140.00	160.00	160.00	160.00	145.00	160.00	139.17	125.00
PULSE MASH (WASHED)	KG.	123.08	121.25	120.00	120.00	120.00	135.00	120.00	140.00	123.33	120.00
PULSE GRAM	KG.	73.08	72.50	100.00	80.00	75.00	75.00	75.00	80.00	76.25	67.50
GRAM WHOLE BLACK AV.QLTY.	KG.	76.54	72.50	90.00	70.00	65.00	95.00	95.00	100.00	93.33	95.00
GRAM WHOLE YELLOW AV.QLTY	KG.	106.15	112.50	100.00	95.00	100.00	102.50	100.00	100.00	96.67	95.00
BEANS (LAL LOBIA)	KG.	116.54	132.50	120.00	116.00	115.00	155.00	115.00	120.00	131.67	140.00
POTATOES	KG	41.54	36.25	42.00	35.00	35.00	37.50	40.00	40.00	45.83	40.00
ONION	KG	26.54	25.00	23.00	25.00	25.00	27.50	30.00	22.50	41.25	40.00
TURNIP	KG	33.08	41.88	30.00	30.00	25.00	40.00	15.00	20.00	23.33	20.00
RADISH	KG	21.54	30.00	25.00	20.00	15.00	40.00	12.50	20.00	28.33	25.00
TOMATOES	KG	53.08	52.50	50.00	25.00	25.00	55.00	50.00	60.00	51.67	50.00
CABBAGE	KG	41.54	43.75	35.00	25.00	25.00	40.00	32.50	30.00	46.67	40.00
CAULIFLOWER	KG	43.08	40.00	35.00	35.00	30.00	25.00	20.00	20.00	25.83	40.00
BRINJAL	KG	0.00	0.00	0.00	0.00	0.00	0.00	0.00	0.00	0.00	0.00
PUMPKIN	KG	0.00	0.00	0.00	0.00	0.00	0.00	0.00	0.00	0.00	0.00
BOTTLEGOURD	KG	0.00	0.00	0.00	0.00	0.00	0.00	0.00	0.00	0.00	0.00
LADY FINGER	KG	0.00	0.00	0.00	0.00	0.00	0.00	0.00	0.00	0.00	0.00
PEAS	KG	53.08	50.00	60.00	60.00	65.00	50.00	40.00	70.00	58.33	40.00
SPINACH	KG	0.00	0.00	0.00	0.00	0.00	0.00	0.00	0.00	0.00	0.00
TINDA	KG	0.00	0.00	0.00	0.00	0.00	0.00	0.00	0.00	0.00	0.00
TURAI	KG	0.00	0.00	0.00	0.00	0.00	0.00	0.00	0.00	0.00	0.00
KARAILA	KG	0.00	0.00	0.00	0.00	0.00	0.00	0.00	0.00	0.00	0.00
ARVI	KG	0.00	0.00	0.00	0.00	0.00	0.00	0.00	0.00	0.00	0.00
CHILLIES GREEN	KG	86.15	100.00	70.00	100.00	65.00	100.00	110.00	60.00	126.67	135.00
CARROT	KG	23.08	30.00	30.00	25.00	20.00	20.00	27.50	20.00	29.17	30.00
COCUMBER (KHEERA)	KG	33.08	40.00	60.00	50.00	60.00	40.00	45.00	35.00	40.00	30.00
LEMON	250GM	36.54	42.50	30.00	40.00	40.00	22.50	25.00	40.00	24.17	20.00
SUGAR REFINED	KG.	52.62	52.00	52.00	50.00	50.00	52.00	52.00	52.00	54.50	55.00
GUR AV.QLTY	KG.	83.08	75.63	62.00	70.00	65.00	60.00	70.00	80.00	82.50	73.75
HONEY LANGANESE 500 GM.	BOTTLE	729.23	700.00	720.00	740.00	740.00	650.00	780.00	720.00	806.67	790.00
MILO 200 GM.	BOTTLE	175.00	150.00	167.00	165.00	165.00	167.00	167.00	200.00	170.00	170.00
CUSTARD POWDER RAFHAN 300 GM.	PKT	75.00	70.00	70.00	70.00	70.00	70.00	70.00	65.00	75.00	75.00
TOFFEE (HILAL)	EACH	1.00	1.00	1.00	1.00	1.00	1.00	2.00	1.00	1.50	1.50
CHOWKELATE CANDY (SMALL SIZE)	EACH	5.00	5.00	5.00	5.00	5.00	5.00	5.00	5.00	5.00	5.00
SWEETMEAT (MIXED)	KG	415.38	312.50	380.00	300.00	300.00	350.00	400.00	350.00	255.83	250.00
ICE CREAM WALLS	CUP.	40.00	40.00	40.00	40.00	40.00	40.00	40.00	40.00	40.00	40.00
ICE	KG	10.00	10.00	5.00	5.00	5.00	8.00	10.00	5.00	11.67	10.00
JAM AHMED/MITCHELLES	BOTTLE	120.00	130.00	120.00	110.00	110.00	130.00	120.00	115.00	126.67	115.00
SQUASH-MITCHELLES	BOTTLE	140.00	150.00	140.00	135.00	135.00	150.00	135.00	135.00	150.00	150.00
ROOH AFZA	BOTTLE	130.00	130.00	150.00	140.00	140.00	140.00	135.00	130.00	130.00	130.00
JAM-E-SHIREEN	BOTTLE	145.00	145.00	140.00	145.00	145.00	145.00	135.00	140.00	140.00	140.00
SAUNF	50 GM	21.54	20.00	25.00	12.00	16.00	20.00	20.00	15.00	20.00	17.50
CINAMON LOOSE AV. QLTY	50 GM.	26.54	20.50	35.00	15.00	15.00	20.00	20.00	20.00	19.17	24.50
CUMINSEED WHITE NATIONAL	50 GM.	50.00	50.00	50.00	50.00	50.00	50.00	50.00	50.00	50.00	50.00
PEPPER BLACK NATIONAL	50 GM.	75.00	75.00	75.00	75.00	75.00	96.00	75.00	80.00	96.00	96.00
CLOVES LOOSE AV.QLTY	50 GM.	85.00	89.38	90.00	80.00	90.00	90.00	95.00	70.00	105.00	120.00
CARDAMOM LARGE LOOSE AV.QLTY	50 GM.	130.00	113.13	120.00	120.00	120.00	100.00	100.00	120.00	140.00	130.00
CARDAMOM SMALL AV.QLTY	50 GM.	150.00	97.50	100.00	60.00	65.00	80.00	100.00	100.00	126.67	110.00
SALT-POWDERED (LAHORI) LOOSE	KG.	12.00	10.00	8.00	8.00	10.00	9.00	10.00	8.00	10.00	10.00

Contd.

7.11 Intercity Consumer Prices March, 2014

Description	Unit	Karachi	Hyder- abad	Nawab- shah	Mirpur- khas	Mithi	Sukkar	Larkana	Dadu	Pesha- war	Mardan
SALT POWDERED (NATIONAL/SHAN)	PKT	20.00	20.00	20.00	20.00	20.00	25.00	20.00	25.00	22.50	20.00
CHILLIES POWD.NATIONAL 200GM	PKT	105.00	105.00	105.00	105.00	105.00	105.00	105.00	105.00	105.00	105.00
CHILLIES POWDER LOOS	KG.	266.15	240.00	200.00	180.00	190.00	230.00	190.00	240.00	203.33	180.00
CORRIANDER SEED POWD.NATIONAL	PKT	78.00	78.00	78.00	78.00	78.00	78.00	78.00	78.00	78.00	78.00
CORRIANDER SEED (LOOSE)	KG.	206.15	180.00	200.00	180.00	170.00	160.00	190.00	200.00	180.00	200.00
TURMERIC POWD.NATIONAL 50GM	PKT.	35.00	35.00	35.00	35.00	35.00	35.00	35.00	35.00	35.00	35.00
CURRY POWD. NATIONAL 200 GM	PKT.	86.00	86.00	86.00	86.00	86.00	86.00	86.00	86.00	86.00	86.00
TOMATO KETCHUP AHMED/MITCHL	BOTTLE	80.00	71.00	95.00	85.00	85.00	80.00	70.00	80.00	88.33	90.00
PICKLES AHMED/MITCHELLES	BOTTLE	100.00	95.00	105.00	90.00	90.00	110.00	110.00	115.00	110.00	120.00
VINEGAR SYNTHETIC (SIRKA)	BOTTLE	60.00	50.00	80.00	50.00	55.00	75.00	80.00	75.00	78.33	60.00
GARLIC	KG	163.08	141.88	140.00	140.00	145.00	145.00	120.00	140.00	150.00	125.00
GINGER	KG	192.31	240.00	140.00	220.00	230.00	200.00	220.00	240.00	231.67	220.00
TAPAL DANEDAR TEA 200GM PACKET	PKT	131.58	131.58	131.58	131.58	131.58	131.58	131.58	131.58	131.58	131.58
TEA LIPTON YELLOW LABEL 200GM.	PKT.	147.37	147.37	147.37	147.37	147.37	147.37	147.37	147.37	147.37	147.37
TEA LOOSE KENYA AV.QLTY 250GM.	PKT.	135.00	120.00	150.00	140.00	120.00	130.00	125.00	135.00	133.33	135.00
COFFEE-NESCAFE 75 GM. **	BOTTLE	300.00	300.00	290.00	300.00	300.00	320.00	300.00	300.00	300.00	300.00
COLD DRINK (STANDARD SIZ)	BOTTLE	22.00	20.00	20.00	25.00	25.00	20.00	25.00	20.00	20.00	25.00
FRUIT JUICE TETRA PACK	PKT.	15.00	15.00	15.00	15.00	15.00	15.00	15.00	15.00	15.00	15.00
MINERAL WATER NESTLE 1.5 LTR	BOTTLE	50.00	45.00	45.00	40.00	40.00	45.00	45.00	40.00	45.00	45.00
CIGARETTES K-2 10'S **	PKT	38.00	36.00	40.00	40.00	40.00	38.00	40.00	38.00	40.00	40.00
CIGARETTES CAPSTAN 10'S **	PKT	40.00	40.00	40.00	40.00	40.00	38.00	42.00	40.00	42.00	42.00
CIGARETTES GOLD LEAF 20'S	PKT	90.00	90.00	90.00	90.00	90.00	85.00	90.00	90.00	90.00	90.00
CIGARETTES MORVEN GOLD 20'S	PKT	40.00	40.00	40.00	40.00	40.00	38.00	42.00	40.00	42.00	42.00
BETEL LEAVES	50GM.	56.54	62.50	70.00	65.00	70.00	60.00	50.00	80.00	70.00	80.00
BETEL NUTS	KG.	240.00	260.00	300.00	250.00	260.00	275.00	195.00	200.00	376.67	400.00
LONG CLOTH 57" GUL AHMED/AL-KARAM	METER	140.00	210.00	200.00	170.00	170.00	230.00	195.00	230.00	250.00	262.50
SHIRTING AV.QLTY.	METER	106.15	120.00	170.00	100.00	100.00	120.00	130.00	130.00	233.33	225.00
PANT CLOTH W & WEAR AV.QLTY	METER	368.08	387.50	450.00	300.00	300.00	450.00	350.00	300.00	366.67	350.00
LAWN PRINTED GUL AHMED/AL-KARAM	METER	170.00	210.00	210.00	115.00	120.00	280.00	250.00	220.00	250.00	250.00
GEORGETTE AV.QLTY	METER	110.00	110.00	245.00	130.00	140.00	125.00	130.00	100.00	110.00	110.00
LINEN AV.QLTY ***	METER	116.15	130.00	150.00	140.00	150.00	140.00	160.00	120.00	148.33	165.00
HEAVY WT SUITING LAWERNCPUR AVG QLTY	METER	1415.38	1250.00	1400.00	1400.00	1400.00	1250.00	1100.00	900.00	2250.00	2050.00
HEAVY WT SUITING LAWERNCPUR SUP QLTY	METER	1815.38	2250.00	1500.00	1500.00	1500.00	1450.00	1300.00	1300.00	2500.00	2500.00
TROPICAL SUITING LAW.PUR	METER	1000.00	1000.00	925.00	900.00	900.00	1000.00	900.00	750.00	1400.00	1400.00
PANT BOY 24"/26" LENGTH.	EACH	401.54	306.25	800.00	300.00	325.00	400.00	325.00	500.00	475.00	450.00
SHIRT BOY 24"/26" LENGTH	EACH	280.77	300.00	650.00	250.00	250.00	400.00	320.00	400.00	333.33	335.00
SCHOOL UNI. PANT,SHIRT BOYS	SUIT	496.15	583.33	750.00	600.00	650.00	600.00	450.00	520.00	611.67	595.00
SCHOOL UNI. KAMEEZ,SHAL.BOYS	SUIT	450.00	568.75	800.00	500.00	500.00	600.00	500.00	475.00	575.00	575.00
SCHOOL UNI. KAMEEZ,SHAL.GIRL	SUIT	500.00	500.00	600.00	650.00	680.00	600.00	500.00	510.00	675.00	650.00
FROCK W/WEAR GIRLS	EACH	680.77	900.00	600.00	550.00	400.00	900.00	450.00	630.00	841.67	750.00
AWAMI-SUIT W & W(BOY) 24"/26	SUIT	661.54	600.00	800.00	700.00	700.00	900.00	550.00	685.00	900.00	750.00
AWAMI-SUIT W&W (GENTS)AV.QLTY	SUIT	1026.92	950.00	1200.00	1000.00	800.00	1000.00	800.00	960.00	1481.67	1350.00
PULLOVER GENTS OXFORD/BON.	EACH	2600.00	2410.00	2800.00	2000.00	2000.00	2100.00	2085.00	2700.00	3137.50	3137.50
PULLOVER LADIES OXFORD/BON.	EACH	2600.00	2310.00	2200.00	1800.00	1800.00	1800.00	1800.00	2300.00	2740.00	2840.00
PULLOVER (GENTS) OTHERS A.QTY	EACH	800.00	900.00	1300.00	600.00	700.00	800.00	700.00	600.00	900.00	925.00
SECOND-HAND COAT FOR MEN	EACH	400.00	300.00	350.00	400.00	525.00	400.00	375.00	300.00	558.33	475.00
SECONDHAND SWEETER FOR MEN DUP QLTY	EACH	250.00	140.00	250.00	300.00	325.00	225.00	275.00	200.00	466.67	550.00
SECONDHAND WINTER JACKET	EACH	475.00	225.00	350.00	280.00	260.00	362.50	425.00	250.00	625.00	900.00
UNDERWEAR AV.QLTY MEDIUM SIZE	EACH	150.00	76.88	150.00	70.00	70.00	90.00	140.00	60.00	95.00	90.00
VEST FOR MEN AV.QLTY.	EACH	150.00	90.00	110.00	60.00	60.00	100.00	100.00	70.00	103.33	90.00
VEST/SHAMEEZ (WOMEN) AVG. QLTY	EACH	140.00	70.00	160.00	60.00	65.00	120.00	140.00	140.00	150.00	110.00
SOCKS NYLON (PAKISTANI)	PAIR	66.15	60.00	100.00	50.00	50.00	90.00	80.00	50.00	93.33	85.00
BRASSIER AV.QLTY.	EACH	179.23	106.25	250.00	125.00	80.00	120.00	180.00	100.00	109.17	110.00
BRASSIER SUP QLTY	EACH	259.23	195.00	400.00	300.00	300.00	300.00	280.00	200.00	228.33	190.00

Contd.

7.11 Intercity Consumer Prices March, 2014

Description	Unit	Karachi	Hyder- abad	Nawab- shah	Mirpur- khas	Mithi	Sukkar	Larkana	Dadu	Pesha- war	Mardan
DOPATTA GEORGETTE AV.QLTY.	EACH	243.08	200.00	350.00	300.00	300.00	225.00	300.00	250.00	255.83	260.00
DOPATTA COTTON AV GLTY	EACH	226.15	145.00	300.00	190.00	200.00	175.00	180.00	200.00	222.50	235.00
CHADDAR (W/WEAR) (2x2.5 MTR)	EACH	400.00	312.50	700.00	350.00	300.00	275.00	400.00	350.00	850.00	725.00
LUNGI/DHOTI(COTTON) AVG. QLTY	EACH	315.38	275.00	300.00	350.00	310.00	250.00	460.00	275.00	275.00	275.00
HANDKERCHIEF AVG. QLTY PAK	EACH	43.08	25.00	45.00	40.00	40.00	50.00	50.00	45.00	27.50	27.50
HANDKERCHIEF SUP. QLTY PAK	EACH	73.08	60.00	100.00	65.00	60.00	77.50	75.00	120.00	45.00	45.00
GLOVES AV QLTY	PAIR	40.00	60.00	80.00	70.00	60.00	70.00	55.00	50.00	110.00	110.00
AZARBAND COTTON AVG. QLTY	EACH	15.00	10.00	25.00	10.00	10.00	20.00	22.50	15.00	25.83	22.50
SEWING THREAD/REEL(ASLI PARI)	EACH	7.00	6.00	6.00	5.00	5.00	7.00	7.00	7.00	8.00	8.50
WASHING CHARGES PAINT & SHIRT	SUIT	63.08	65.00	50.00	60.00	50.00	55.00	60.00	40.00	178.33	100.00
DRY CLEANING SUIT COAT PANT	SUIT	286.15	246.67	150.00	200.00	200.00	250.00	270.00	160.00	383.33	325.00
WASHING CH. (KAMIZ-SHALWAR)	PAIR	46.54	56.25	70.00	50.00	50.00	50.00	40.00	30.00	73.33	50.00
TAILORING SHIRT	EACH	350.00	306.25	350.00	200.00	250.00	400.00	350.00	200.00	466.67	425.00
TAILORING CHARGES PANT (MEN)	EACH	661.54	493.75	450.00	250.00	250.00	600.00	500.00	300.00	1150.00	775.00
TAILORING COAT-PANT SUIT	SUIT	4592.31	3450.00	4000.00	3000.00	3000.00	3750.00	3200.00	3200.00	4583.33	4000.00
TAILORING AWAMI-SUIT (MALE)	SUIT	496.15	450.00	450.00	350.00	300.00	475.00	525.00	450.00	591.67	525.00
TAILORING SUIT FEMALE	SUIT	450.00	272.50	400.00	260.00	250.00	450.00	525.00	200.00	475.00	475.00
GENTS SHOES PAUL BATA	PAIR	1199.00	1199.00	1199.00	1199.00	1199.00	1199.00	1199.00	1199.00	1199.00	1199.00
GENTS SANDAL BATA	PAIR	699.00	699.00	699.00	699.00	699.00	699.00	699.00	699.00	699.00	699.00
GENTS SPOUNG CHAPPAL BATA	PAIR	179.00	179.00	179.00	179.00	179.00	179.00	179.00	179.00	179.00	179.00
LADIES SANDAL BATA	PAIR	499.00	499.00	499.00	499.00	499.00	499.00	499.00	499.00	499.00	499.00
LADIES SPOUNG CHAPPAL BATA	PAIR	179.00	179.00	179.00	179.00	179.00	179.00	179.00	179.00	179.00	179.00
CHILD SHOE POWER LITE BATA	PAIR	599.00	599.00	599.00	599.00	599.00	599.00	599.00	599.00	599.00	599.00
GENTS SHOE, ART 1109 SERVICE	PAIR	999.00	999.00	999.00	999.00	999.00	999.00	999.00	999.00	999.00	999.00
NYLON JOGGER 27 SIZE 2-5 ***	PAIR	1299.00	1299.00	1299.00	1299.00	1299.00	1299.00	1299.00	1299.00	1299.00	1299.00
CHINA FOOT WEAR AV. QLTY (MALE) *	PAIR	600.00	500.00	500.00	450.00	400.00	500.00	750.00	800.00	833.33	825.00
CHINA FOOT WEAR AV. QLTY (FEMALE) *	PAIR	500.00	375.00	400.00	250.00	240.00	412.50	300.00	350.00	650.00	750.00
CHINA FOOT WEAR AV. QLTY (CHILDREN) *	PAIR	450.00	350.00	325.00	200.00	220.00	425.00	300.00	500.00	433.33	425.00
SHOE REPAIR HALF SOLE	PAIR	100.00	80.00	80.00	70.00	50.00	62.50	100.00	50.00	131.67	110.00
SHOES POLISH CHARGES AVERAGE SHOP	PAIR	20.00	11.00	20.00	12.50	10.00	15.00	20.00	10.00	20.00	20.00
HOUSE RENT (combined)	MONTH	9509.00	5370.00	2998.00	4391.00	2962.00	4825.00	3751.00	3141.00	6988.00	2904.00
rent 2	pm	9509.00	5370.00	2998.00	4391.00	2962.00	4825.00	3751.00	3141.00	6988.00	2904.00
RENT3	PM	9509.00	5370.00	2998.00	4391.00	2962.00	4825.00	3751.00	3141.00	6988.00	2904.00
RENT4	PM	9509.00	5370.00	2998.00	4391.00	2962.00	4825.00	3751.00	3141.00	6988.00	2904.00
RENT5	PM	9509.00	5370.00	2998.00	4391.00	2962.00	4825.00	3751.00	3141.00	6988.00	2904.00
RENT6	PM	9509.00	5370.00	2998.00	4391.00	2962.00	4825.00	3751.00	3141.00	6988.00	2904.00
SYNTHETIC ENEMAL ROBIALAC BALTI 3.64 LTR.	EACH	1700.00	1569.00	1500.00	1850.00	1850.00	1800.00	1900.00	1450.00	1800.00	1780.00
SYNTHETIC ENEMAL ICI BALTI 3.64 LTR.	EACH	1700.00	1900.00	1850.00	1850.00	1850.00	1800.00	1900.00	1450.00	1800.00	1780.00
CEMENT (LOCAL) SPECIFY BRAND NAME	BAG	523.08	535.00	495.00	550.00	550.00	535.00	540.00	540.00	500.83	490.00
BRICKS (NEW) 1ST CLASS	P/1000	0.00	5000.00	6000.00	4200.00	4800.00	5500.00	4800.00	3500.00	7733.33	7200.00
CEMENT BLOCKS (6"x8"x12")	P/100	2500.00	0.00	0.00	0.00	0.00	0.00	0.00	0.00	0.00	0.00
BAJREE	100CFT	3061.54	2862.50	2200.00	3200.00	5200.00	2575.00	4150.00	2500.00	3466.67	3200.00
SAND (BLACK PIT SAND)	K100CFT	0.00	0.00	1850.00	0.00	2000.00	1500.00	950.00	2000.00	1866.67	1600.00
TIMBER SHESHAM LOG 1ST QUALITY	cubmt.	47000.00	38845.00	0.00	0.00	0.00	35310.00	37080.00	55500.00	42378.00	42378.00
IRON BAR (M.S. BAR) 1/2"	P/TON	72000.00	71000.00	72000.00	71500.00	72500.00	72500.00	73000.00	72000.00	73666.67	72000.00
CARPANTER WAGE RATE	P/DAY	700.00	800.00	800.00	700.00	600.00	600.00	800.00	600.00	683.33	750.00
MASON (RAJ) WAGE RATE	P/DAY	800.00	800.00	1000.00	700.00	600.00	750.00	800.00	800.00	850.00	750.00
UNSKILLED LABOUR WAGE RATE	P/DAY	500.00	500.00	450.00	400.00	400.00	375.00	350.00	350.00	466.67	400.00
PLUMBER WAGE RSTE	P/DAY	700.00	800.00	800.00	700.00	600.00	600.00	600.00	400.00	900.00	800.00
ELECTICIAN WAGE RATE PER DAY **	P/DAY	700.00	700.00	700.00	0.00	0.00	0.00	600.00	400.00	866.67	800.00
ELECTICIAN WAGE RATE PER POINT **	P/PNT	159.23	90.00	150.00	100.00	75.00	70.00	120.00	60.00	100.00	100.00
WATER CHARGES PER HOUSE	P/MONTH	117.50	191.00	40.00	40.00	200.00	57.50	150.00	35.00	150.00	120.00
ELECT.CHARGES UPTO 50 UNITS	P/UNIT	2.00	2.00	2.00	2.00	2.00	2.00	2.00	2.00	2.00	2.00
ELECT.CHARGES 01 - 100 UNIT	P/UNIT	5.79	5.79	5.79	5.79	5.79	5.79	5.79	5.79	5.79	5.79

Contd.

7.11 Intercity Consumer Prices March, 2014

Description	Unit	Karachi	Hyder-abad	Nawab-shah	Mirpur-khas	Mithi	Sukkar	Larkana	Dadu	Pesha-war	Mardan
ELECT.CHARGES 101 - 300 UNIT	P/UNIT	9.70	9.70	9.70	9.70	9.70	9.70	9.70	9.70	9.70	9.70
ELECT.CHARGES 301 - 1000 UNIT	P/UNIT	15.27	15.27	15.27	15.27	15.27	15.27	15.27	15.27	15.27	15.27
ELECT.CHARGES ABOVE 1000 UNIT	P/UNIT	17.41	17.41	17.41	17.41	17.41	17.41	17.41	17.41	17.41	17.41
ELEC	PM	10.03	10.03	10.03	10.03	10.03	10.03	10.03	10.03	10.03	10.03
GAS CHRGE upto 3.3719 MMBUT	MMBTU	124.18	124.18	124.18	124.18	0.00	124.18	124.18	124.18	124.18	124.18
GAS CHRGE 3.3719 - 6.7438 MMBUT	MMBTU	248.37	248.37	248.37	248.37	0.00	248.37	248.37	248.37	248.37	248.37
GAS CHRGE 6.7438 - 10.1157 MMBUT	MMBTU	248.37	248.37	248.37	248.37	0.00	248.37	248.37	248.37	248.37	248.37
GAS CHRGE10.1157 - 13.4876 MMBUT	MMBTU	620.91	620.91	620.91	620.91	0.00	620.91	620.91	620.91	620.91	620.91
GAS	PM	620.91	620.91	620.91	620.91	0.00	620.91	620.91	620.91	620.91	620.91
GAS	PM	372.55	372.55	372.55	372.55	0.00	372.55	372.55	372.55	372.55	372.55
KEROSENE OIL	LTR	131.00	130.00	135.00	128.00	130.00	122.50	140.00	150.00	124.50	127.50
FIREWOOD WHOLE	40 KG.	506.15	400.00	450.00	400.00	350.00	400.00	425.00	400.00	662.50	500.00
CHAIR SHESHAM WOOD WITH ARMS **	EACH	1300.00	900.00	1800.00	1000.00	1100.00	1750.00	2300.00	1200.00	1616.67	1600.00
CHAIR PLASTIC (CHAIRMAN) AVERAGE QUALITY	EACH	750.00	650.00	800.00	500.00	650.00	700.00	800.00	800.00	1000.00	1000.00
TABLE SHESHAM WOOD (4X2X5") ***	EACH	5000.00	3616.67	5000.00	2600.00	2800.00	4500.00	7600.00	5000.00	5166.67	5250.00
SOFASET WOODEN WITH FOAM SEAT **	SET	14000.00	11166.67	18000.00	12000.00	12000.00	11000.00	13250.00	20000.00	19333.33	18000.00
COT IRON (WITH NIWAR)AV.QLTY.	EACH	2000.00	1500.00	2300.00	2000.00	2000.00	1900.00	2550.00	2600.00	2100.00	2100.00
ALMIRAH (STEEL) 6'X3' 20 GAUGE	EACH	8500.00	6300.00	10000.00	6500.00	7000.00	12000.00	9500.00	12000.00	8416.67	8000.00
DINNING TABLE 6 CHAIRS A.QLTY	SET	13500.00	11166.67	20000.00	11000.00	11000.00	15000.00	16000.00	25000.00	25333.33	19000.00
SINGLE BED WITHOUT FOAM MED.	EACH	4500.00	5000.00	6500.00	3500.00	3800.00	8000.00	4750.00	6000.00	5416.67	5250.00
MATRRESS SINGLE(4"THICK)	EACH	4600.00	4750.00	4700.00	6100.00	6100.00	4500.00	4700.00	6100.00	4716.67	4600.00
FARSHI DARI 12'X9' AV.QLTY	EACH	1361.54	866.67	1350.00	800.00	800.00	900.00	1250.00	800.00	1100.00	1100.00
DARI COTTON (6'x2 1/2') AV.QL	EACH	495.00	323.33	700.00	400.00	500.00	350.00	525.00	300.00	350.00	325.00
CARPET PLAIN AV. QLTY	SQFT.	60.00	36.00	35.00	35.00	40.00	32.50	90.00	22.00	38.83	41.50
QUILT (LIHAF) 3 KG. COTTON	EACH	1261.54	512.50	800.00	550.00	600.00	900.00	780.00	600.00	950.00	1025.00
BLANKET (90" x 54")	EACH	2592.31	2400.00	4000.00	1800.00	2000.00	3000.00	3000.00	3000.00	2433.33	2500.00
BEDSHEET SINGLE BED SUP.QLTY	EACH	615.38	316.67	650.00	400.00	400.00	425.00	725.00	600.00	800.00	725.00
BED SHEET DOUBLE WITH TWO PILLOW COVERS SUP QLTY	SET	1292.31	525.00	1250.00	600.00	600.00	800.00	950.00	1100.00	1566.67	1450.00
TOWEL(3'x2') AV. QALTY	EACH	200.00	180.00	250.00	100.00	110.00	237.50	230.00	150.00	266.67	210.00
CEILING FAN 48" SUPER QLTY **	EACH	3200.00	2400.00	3000.00	2500.00	2500.00	2850.00	3300.00	2500.00	2716.67	2700.00
PEDESTAL FAN 22" SUPER QLTY	EACH	4000.00	3600.00	3800.00	3800.00	3800.00	3850.00	4600.00	3600.00	4200.00	4250.00
REFG. DAWLENCE 10 CFT. D.DOOR	EACH	29000.00	30400.00	28500.00	26000.00	26000.00	32500.00	32000.00	28500.00	30800.00	29500.00
D-FREEZER WAVES 8 CFT.	EACH	28800.00	27900.00	28000.00	23000.00	23000.00	30000.00	33000.00	25000.00	31300.00	28500.00
AIRCONDITIONER 1.5 TON PEL	EACH	40000.00	41800.00	41000.00	41800.00	41800.00	52000.00	45000.00	55000.00	40000.00	41000.00
SPLIT AIR CONDITIONER 1.5 TON (SPECIFY BRAND NAME)	EACH	40000.00	40000.00	46500.00	42000.00	42500.00	41000.00	42000.00	42000.00	42166.67	41500.00
AIRCOLER SUPER ASIA	EACH	9000.00	8250.00	9000.00	10000.00	9000.00	12300.00	12000.00	11000.00	14050.00	13500.00
WASHING MACHINE SINGER	EACH	14700.00	15450.00	14700.00	15450.00	15450.00	15900.00	14700.00	14700.00	15500.00	15500.00
SEWING MACHINE(SINGER)	EACH	5475.00	5570.00	5250.00	5300.00	5300.00	5810.00	5210.00	5210.00	5840.00	5860.00
GIZER LARGE SIZE 30 GALLON CAPACITY SUP QLTY	EACH	17800.00	19600.00	20000.00	14500.00	14500.00	16000.00	15500.00	14000.00	19933.33	19600.00
GAS BURNER DOUBLE SPFY.BRAND	EACH	1661.54	1500.00	1800.00	1400.00	1500.00	1825.00	1400.00	1900.00	2800.00	2500.00
ELECT. IRON PHILIPS MDL.1120	EACH	1200.00	1700.00	1500.00	1200.00	1500.00	1800.00	2100.00	2000.00	2400.00	1600.00
ELECTRIC JUICER FOR APPLE	EACH	3930.77	3500.00	6000.00	3000.00	3000.00	2725.00	5000.00	3500.00	4533.33	4500.00
S.STEEL DEGHCHI MEDIUM SIZE ***	EACH	486.15	400.00	700.00	460.00	450.00	600.00	480.00	400.00	741.67	650.00
ALUMINIUM COOKING PAN (DEGCHI) MED SIZE	EACH	553.08	412.50	350.00	360.00	350.00	450.00	440.00	450.00	675.00	625.00
NON STICK COOKING PAN (DEGCHI) SUP. QLTY	EACH	815.38	475.00	1000.00	550.00	560.00	550.00	490.00	450.00	1016.67	625.00
FRYING PAN STEEL AVG. QLTY MED. SIZE	EACH	306.15	200.00	300.00	260.00	260.00	300.00	415.00	190.00	416.67	375.00
TAWA IORN (MEDIUM SIZE) AVG. QLTY	EACH	207.69	200.00	250.00	250.00	250.00	275.00	395.00	210.00	383.33	400.00
S.STEEL PLATE A.QLTY.(M.SIZE)	EACH	83.08	40.63	70.00	55.00	60.00	70.00	120.00	60.00	71.67	65.00
TABLE SPOON S.STEEL SUP.QLTY.	DOZEN	270.00	250.00	300.00	250.00	280.00	350.00	340.00	250.00	408.33	350.00
WATER SET JUG+6 GLASSES (OMROC)	SET	615.38	331.88	450.00	350.00	370.00	550.00	365.00	600.00	415.83	400.00
TEA SET PAK. CHINAWARE 21 PCS.	SET	1624.62	950.00	1700.00	1250.00	1450.00	1750.00	1000.00	2000.00	2400.00	2200.00
DINNER SET PLASTIC 72 PIECES SUPERIOR QLTY	SET	5153.85	2550.00	5000.00	2600.00	2500.00	6250.00	4000.00	6200.00	7000.00	6500.00
HOTPOT SET PLASTIC 3 PCS.	SET	1261.54	1000.00	1200.00	1000.00	1000.00	1500.00	1450.00	1200.00	1166.67	1100.00
BUCKET(BALTI) PLASTIC MED.SIZ	EACH	336.15	270.00	400.00	280.00	275.00	400.00	260.00	300.00	350.00	400.00

Contd.

7.11 Intercity Consumer Prices March, 2014

Description	Unit	Karachi	Hyder- abad	Nawab- shah	Mirpur- khas	Mithi	Sukkar	Larkana	Dadu	Pesha- war	Mardan
LOTA PLASTIC (MED SIZE) AVERAGE QUALITY	EACH	60.00	50.00	60.00	50.00	50.00	60.00	55.00	50.00	41.67	40.00
PRESURE COOKER 4 LTR.	EACH	1330.77	900.00	1500.00	850.00	900.00	1500.00	1000.00	1300.00	1300.00	1100.00
WATER COOLER 9/10 LTR.PLASTIC ***	EACH	450.00	400.00	700.00	500.00	525.00	600.00	600.00	300.00	483.33	475.00
THERMOS STARVAC 1 LTR	EACH	300.00	300.00	450.00	325.00	325.00	500.00	450.00	450.00	425.00	425.00
BULB PHILIPS 100-WATTS	EACH	25.00	30.00	32.00	30.00	30.00	30.00	30.00	25.00	35.00	30.00
TUBE LIGHT PHILIPS 40 WATTS	EACH	100.00	95.00	100.00	110.00	110.00	97.50	95.00	100.00	95.00	95.00
ELECTRIC BLUBS "0" WATTE LOCAL	EACH	20.00	25.00	25.00	20.00	20.00	22.00	20.00	20.00	25.00	25.00
ELECTRIC BLUB ENERGY SAVER 14 WATTS	EACH	160.00	155.00	160.00	110.00	115.00	155.00	175.00	160.00	190.00	190.00
WASHING SOAP 250 GMS SPECIFY BRAND NAME	EACH	20.00	30.00	35.00	27.00	25.00	30.00	35.00	30.00	40.00	40.00
SURF EXCEL 400 GMS POLY BAG	EACH	125.00	125.00	125.00	125.00	125.00	125.00	125.00	125.00	125.00	125.00
WASHING POWDER 1000 GRM	EACH	175.00	175.00	175.00	175.00	175.00	185.00	185.00	185.00	185.00	185.00
WASHING POWDER (WHEEL/ BONUS) 100 GRAMS	EACH	85.00	90.00	90.00	85.00	85.00	90.00	85.00	90.00	90.00	90.00
CLEANSER POWDER VIM 1000 GM	PKT.	72.22	66.67	66.67	66.67	66.67	72.22	66.67	66.67	72.22	66.67
FINIS 500 ML	BOTTLE	130.00	140.00	160.00	125.00	125.00	130.00	165.00	140.00	130.00	125.00
PHNYLE TYPHONE/FINIS/CARRANITE 3 LITRES	BOTTLE	120.00	110.00	130.00	110.00	110.00	130.00	120.00	120.00	130.00	120.00
HARPIC	BOTTLE	125.00	125.00	125.00	125.00	125.00	125.00	125.00	125.00	125.00	125.00
BOOT POLISH CHERRY/KIWI 50ML	EACH	80.00	80.00	80.00	80.00	80.00	80.00	80.00	80.00	80.00	80.00
ROBIN BLUE (35 GRAMS)	PKT.	35.00	21.77	35.00	30.00	30.00	30.00	30.00	35.00	45.00	45.00
TISSU PAPER PERFUMED 100 PCS.	PKT	123.08	100.00	100.00	90.00	90.00	90.00	100.00	90.00	110.00	110.00
TOILET PAPER ROLL (R.PETEL)	P/ROLL	46.54	32.00	40.00	35.00	35.00	35.00	35.00	30.00	35.00	35.00
BOOT POLISH LIQUID CHEERY BLOSSOM KIWI 75 ML	BOTTLE	120.00	120.00	120.00	120.00	120.00	120.00	120.00	120.00	135.00	135.00
MATCH BOX SMALL	EACH	2.00	2.00	2.00	2.00	2.00	2.00	2.00	2.00	1.67	1.50
DRY CELL 1.5 VOLT(LOCAL)	EACH	15.00	15.00	22.00	20.00	20.00	25.00	20.00	25.00	25.00	25.00
HAND STITCHING NEEDLE M.SIZE	PACKET	6.00	6.00	8.00	5.00	5.00	6.00	9.00	6.00	5.67	6.00
SEWING MACHINE NEEDLE (SINGER)	EACH	5.00	6.00	8.00	5.00	5.00	8.00	7.00	5.00	5.67	6.00
HOUSEHOLD SERVANT FEMALE P/T	P/MNTH	1530.77	950.00	1500.00	600.00	800.00	1500.00	1150.00	1500.00	1100.00	1100.00
MARRIAGE HALL WITH FURNITURE	P/HEAD	182.69	83.75	70.00	70.00	60.00	100.00	100.00	60.00	225.00	250.00
SEPTRAN TABLETS	10TAB.	15.00	15.00	15.00	15.00	15.00	15.00	15.00	15.00	15.00	15.00
BRUFEN TABS 200-MG.	10TAB.	10.00	10.00	10.00	10.00	10.00	10.00	10.00	10.00	10.00	10.00
PANADOL TAB. EXTRAPLAIN	10TAB.	10.00	10.00	10.00	10.00	10.00	10.00	10.00	10.00	10.00	10.00
DISPRIN TAB.	10TAB.	10.00	10.00	10.00	10.00	10.00	10.00	10.00	10.00	10.00	10.00
TRISIL TAB.	10 TAB	10.00	10.00	10.00	10.00	10.00	10.00	10.00	10.00	10.00	10.00
FLAGYL TAB. 200 MG.	10TAB.	10.00	10.00	10.00	10.00	10.00	10.00	10.00	10.00	10.00	10.00
VENTOLIN TAB. 2MG.	10TAB.	9.00	9.00	9.00	9.00	9.00	9.00	9.00	9.00	9.00	9.00
DAONIL TAB. 5 MG.	10TAB.	17.00	17.00	17.00	17.00	17.00	17.00	17.00	17.00	17.00	17.00
ENTOX TAB.	10TAB.	10.00	10.00	10.00	10.00	10.00	10.00	10.00	10.00	10.00	10.00
RENITEC TAB. 5 MG.	10TAB.	59.00	59.00	59.00	59.00	59.00	59.00	59.00	59.00	59.00	59.00
CAC. 1000 TAB	BOTTLE	122.00	122.00	122.00	122.00	122.00	122.00	122.00	122.00	122.00	122.00
AMOXIL CAPSOLE 250 MG.S	10CAP.	36.00	36.00	36.00	36.00	36.00	36.00	36.00	36.00	36.00	36.00
CALCIUM SYRUP SANDOZ	BOTTLE	64.00	64.00	64.00	64.00	64.00	64.00	64.00	64.00	64.00	64.00
LEDERPLEX SYRUP	BOTTLE	35.00	35.00	35.00	35.00	35.00	35.00	35.00	35.00	35.00	35.00
SANCOS SYRUP (50 ML.)	BOTTLE	30.00	30.00	30.00	30.00	30.00	30.00	30.00	30.00	30.00	30.00
PHENERGAN SYRUP 120 ML.	BOTTLE	33.00	33.00	33.00	33.00	33.00	33.00	33.00	33.00	33.00	33.00
CALPOL SYRUP 60 ML.	BOTTLE	28.00	28.00	28.00	28.00	28.00	28.00	28.00	28.00	28.00	28.00
HYDRYLLIN SYRUP 120 ML.	BOTTLE	59.00	59.00	59.00	59.00	59.00	59.00	59.00	59.00	59.00	59.00
POLYFAX EYE OINTMENT	TUBE	21.00	21.00	21.00	21.00	21.00	21.00	21.00	21.00	21.00	21.00
BETNESOL EYE DROPS	BOTTLE	30.00	30.00	30.00	30.00	30.00	30.00	30.00	30.00	30.00	30.00
EAR DROPS (CARDISPORINE) ***	BOTTLE	21.00	21.00	21.00	21.00	21.00	21.00	21.00	21.00	21.00	21.00
BETNOVATE-N OINTMENT 5 GMS	TUBE	16.00	16.00	16.00	16.00	16.00	16.00	16.00	16.00	16.00	16.00
BURNOL CREAM 30 GRM	TUBE	16.00	16.00	16.00	16.00	16.00	16.00	16.00	16.00	16.00	16.00
VICKS VAPORUB/BALM	BOTTLE	36.00	36.00	36.00	36.00	36.00	36.00	36.00	36.00	36.00	36.00
GLYCRINE SMALL BOTTLE	BOTTLE	20.00	25.00	25.00	20.00	15.00	15.00	15.00	27.50	20.00	20.00
JOUHAR JOSHANDA	PKT.	6.00	6.00	6.00	6.00	6.00	6.00	6.00	6.00	6.00	6.00
GALXOS-D (450 GRMS)	PKT.	151.88	151.88	151.88	151.88	151.88	151.88	151.88	151.88	151.88	151.88

Contd.

7.11 Intercity Consumer Prices March, 2014

Description	Unit	Karachi	Hyder- abad	Nawab- shah	Mirpur- khas	Mithi	Sukkar	Larkana	Dadu	Pesha- war	Mardan
GRIPE-WATER WOODWARDS	BOTTLE	50.00	50.00	50.00	50.00	50.00	50.00	50.00	50.00	50.00	50.00
SANIPLAST ONE PUTTY	EACH	2.00	2.00	2.00	1.00	1.00	2.00	2.00	2.00	2.00	2.00
O.R.S. (NIMCOL)	PKT.	15.00	15.00	15.00	15.00	15.00	15.00	15.00	15.00	15.00	15.00
DETTOL (MEDIUM)	BOTTLE	46.80	46.80	46.80	46.80	46.80	46.80	46.80	46.80	46.80	46.80
COTTON BANDAGE 2" - 4"	EACH	6.00	6.00	8.00	12.00	12.00	10.00	15.00	7.00	9.00	9.00
THERMOMETER CHINA	EACH	40.00	30.00	40.00	40.00	35.00	37.50	35.00	30.00	41.50	42.00
DOCTOR (MBBS) CLINIC FEE	P/PAT.	100.00	100.00	200.00	100.00	100.00	100.00	300.00	150.00	225.00	225.00
URINE TEST (DR) CHARGES	P/TEST	100.00	90.00	140.00	70.00	70.00	170.00	100.00	60.00	90.00	100.00
BLOOD TEST (CP) CHARGES	P/TEST	230.00	212.50	300.00	200.00	200.00	290.00	200.00	200.00	200.00	200.00
SUGAR TEST (RANDOM/FASTING BOTH) CHARGES	P/TEST	256.15	160.00	240.00	200.00	200.00	180.00	200.00	120.00	186.67	200.00
ECG CHARGES	P/TEST	200.00	213.13	350.00	200.00	212.50	325.00	200.00	200.00	200.00	200.00
X-RAY (CHEST) CHARGES	P/X-RAY	300.00	209.38	400.00	200.00	200.00	300.00	350.00	170.00	180.00	180.00
CAR SUZUKI 800 CC (W/O. A/C)	EACH	620000.00	620000.00	620000.00	625000.00	0.00	620000.00	620000.00	0.00	708000.00	708000.00
CAR SUZUKI 1000 CC	EACH	1044000.00	1044000.00	1044000.00	1044000.00	0.00	0.00	0.00	0.00	1069000.00	1069000.00
CAR TOYOTA 1300 CC	EACH	1687500.00	1589000.00	1568000.00	0.00	0.00	0.00	0.00	0.00	1613000.00	1613000.00
CAR HONDA CIVIC	EACH	1683000.00	0.00	1856500.00	0.00	0.00	0.00	0.00	0.00	2416000.00	2416000.00
MOTORCYCLE HONDA CD-70.	EACH	68000.00	69500.00	68500.00	68000.00	68500.00	70000.00	70000.00	69000.00	69900.00	69900.00
MOTORCYCLE YAMAHA 100CC.	EACH	79300.00	79300.00	79300.00	0.00	0.00	79300.00	79300.00	0.00	80000.00	80000.00
MOTOR CYCLE HERO 70 CC	EACH	42500.00	43000.00	44000.00	44500.00	0.00	43000.00	43000.00	0.00	44666.67	45000.00
BICYCLE WITH TYRES & TUBES	EACH	6000.00	7550.00	9000.00	7500.00	7900.00	7600.00	7500.00	7000.00	7958.33	8000.00
TYRE CAR WITH TUBE GENERAL	EACH	3500.00	2800.00	3800.00	3300.00	3400.00	3200.00	3500.00	3800.00	3623.33	3550.00
TYRE MOTOR CYCLE WITHOUT TUBE	EACH	1050.00	950.00	1375.00	1250.00	1280.00	1200.00	1300.00	1100.00	1281.67	1250.00
TYRE CYCLE SPECIFY BRAND NAME	EACH	300.00	325.00	400.00	400.00	415.00	350.00	370.00	420.00	380.00	387.50
TYRE CAR W/O TUBE	EACH	2600.00	2700.00	3200.00	2700.00	2800.00	2700.00	2800.00	2800.00	3266.67	3250.00
PETROL SUPER	LITRE	110.03	110.03	110.03	110.03	110.03	110.03	110.03	110.03	110.03	110.03
HIGH SPEED DIESEL HSD	LITRE	116.75	116.75	116.75	116.75	116.75	116.75	116.75	116.75	116.75	116.75
CNG	K.G.	66.14	66.14	0.00	66.14	0.00	66.14	0.00	66.14	74.25	0.00
GAS CYLINDER STAND. SIZE	EACH	1226.92	1320.00	1600.00	1350.00	1400.00	1485.00	1375.00	1650.00	1650.00	1650.00
MOTOR CYCLE SERVICE CHARGES	EACH	350.00	250.00	250.00	250.00	250.00	250.00	350.00	200.00	280.00	280.00
CAR SERVICE CHARGES	EACH	365.38	350.00	500.00	300.00	300.00	350.00	500.00	400.00	300.00	300.00
TYRE PUNCTURE CHARGES	EACH	50.00	60.00	60.00	60.00	50.00	60.00	75.00	80.00	50.00	50.00
CYCLE OVERHAULING CHARGES	EACH	200.00	250.00	275.00	200.00	200.00	200.00	300.00	200.00	350.00	350.00
CAR TAX FOR 800CC TO 1300CC	YEARLY	1250.00	1250.00	1250.00	1250.00	1250.00	1250.00	1250.00	1250.00	937.50	937.50
TRAIN FARE ECO. 1-100 KM.	P/KM.	0.71	0.71	0.71	0.71	0.00	0.71	0.71	0.71	0.71	0.00
TRAIN FARE ECO. 101-500 KM.	P/KM.	1.02	1.02	1.02	1.02	0.00	1.02	1.02	1.02	1.02	0.00
TRAIN FARE ECO. > 500 KM.	P/KM.	0.93	0.93	0.93	0.93	0.00	0.93	0.93	0.93	0.93	0.00
TRAIN FARE IST SLP. 1-100KM	P/KM.	2.18	2.18	2.18	2.18	0.00	2.18	2.18	2.18	2.18	0.00
TRAIN FARE IST SLP.101-500 KM	P/KM.	2.69	2.69	2.69	2.69	0.00	2.69	2.69	2.69	2.69	0.00
TRAIN FARE IST SLP. > 500 KM	P/KM.	2.07	2.07	2.07	2.07	0.00	2.07	2.07	2.07	2.07	0.00
TRAIN FARE A/C SLP. 1-100KM.	P/KM.	5.99	5.99	5.99	5.99	0.00	5.99	5.99	5.99	5.99	0.00
TRAIN FARE A/C SLP.101-500KM	P/KM.	4.77	4.77	4.77	4.77	0.00	4.77	4.77	4.77	4.77	0.00
TRAIN FARE A/C SLP > 500KM.	P/KM.	4.32	4.32	4.32	4.32	0.00	4.32	4.32	4.32	4.32	0.00
PLATEFORM TICKET	EACH	10.00	10.00	10.00	10.00	0.00	10.00	10.00	10.00	10.00	0.00
AUTO RICKSHAW FARES	KM/MIN	75.00	40.00	80.00	60.00	90.00	80.00	50.00	40.00	51.67	60.00
FULL TONGA CHARGES	KM/MIN	70.00	60.00	35.00	40.00	0.00	80.00	65.00	0.00	55.00	60.00
TAXI 4 SEATER FARE	KM/MIN	75.00	60.00	100.00	90.00	90.00	80.00	60.00	60.00	100.00	100.00
BUS FARE MIN (WITHIN CITY)	TICKET	10.00	10.00	0.00	10.00	0.00	0.00	0.00	0.00	12.00	12.00
BUS FARE MAX (WITHIN CIT	TICKET	16.00	17.00	0.00	16.00	0.00	0.00	0.00	0.00	20.00	19.00
BUS FARE OUTSIDE CITY	P/KM.	0.95	0.95	0.95	0.95	0.95	0.95	0.95	0.95	0.93	0.93
A/C BUS FARE OUTSIDE CITY	P/KM.	1.60	1.60	1.70	1.70	1.70	1.60	1.60	1.50	1.28	1.28
MINIBUS FARE MIN.WITH IN CITY	TICKET	10.00	10.00	0.00	0.00	0.00	0.00	0.00	0.00	12.00	0.00
MINIBUS FARE MAX.WITH IN CITY	TICKET	17.00	17.00	0.00	0.00	0.00	0.00	0.00	0.00	20.00	0.00
SUZUKI FARE MIN.WITH IN CITY	TICKET	10.00	10.00	0.00	10.00	0.00	7.00	10.00	0.00	10.00	10.00
SUZUKI FARE MAXIMUM W.IN CITY	TICKET	10.00	15.00	0.00	10.00	0.00	15.00	10.00	0.00	15.00	15.00

Contd.

7.11 Intercity Consumer Prices March, 2014

Description	Unit	Karachi	Hyder- abad	Nawab- shah	Mirpur- khas	Mithi	Sukkar	Larkana	Dadu	Pesha- war	Mardan
AIR FARE ECONOMY CLASS.	P/KM.	16.41	16.41	16.41	0.00	0.00	16.41	16.41	0.00	16.41	0.00
POSTAL ENVELOPE DOMESTIC	EACH	8.00	8.00	8.00	8.00	8.00	8.00	8.00	8.00	8.00	8.00
ENVELOPE FOR SAUDI ARABIA	EACH	50.00	50.00	50.00	45.00	45.00	45.00	45.00	45.00	50.00	50.00
POSTAL REGISTRATION CHARGES	EACH	28.00	28.00	28.00	28.00	28.00	28.00	28.00	28.00	28.00	28.00
U.M.S. REG CHARGES MIN.	EACH	58.00	59.00	58.00	58.00	58.00	59.00	58.00	58.00	58.00	58.00
T.C.S. CH. MIN.WITH IN ZONE	EACH	110.00	110.00	110.00	110.00	110.00	110.00	110.00	110.00	110.00	110.00
TELEPHONE CHARGES LOCAL CALL	P/CALL	3.94	3.94	3.94	3.94	3.94	3.94	3.94	3.94	3.94	3.94
TEL CHARGES OUT SIDE CITY	P/CALL	3.94	3.94	3.94	3.94	3.94	3.94	3.94	3.94	3.94	3.94
INTERNET CHARGES	P/HOUR	20.00	25.00	30.00	20.00	20.00	20.00	15.00	30.00	30.00	30.00
MOBILE CELL CHARGES	P/UNIT	3.00	3.00	3.06	3.00	3.00	3.00	3.50	3.06	2.88	2.88
FAX CHARGES (LOCAL)	P/PAGE	15.00	20.00	15.00	15.00	20.00	15.00	15.00	20.00	20.00	20.00
TELEPHONE SET AV. QLTY	EACH	700.00	500.00	500.00	600.00	650.00	400.00	875.00	550.00	1200.00	1250.00
MOBILE SET NOKIA/SONY/ERICSON/SAMSUNG WITHOUT CAMERA	EACH	3000.00	2200.00	2400.00	2250.00	2300.00	3500.00	3200.00	2400.00	2700.00	2700.00
T.V. 20" COLORED WEGA H-A21.	EACH	19500.00	17300.00	18000.00	18000.00	18000.00	17500.00	20500.00	17000.00	19100.00	19000.00
T.V 20" COLOR CHINA/KORIA)	EACH	12000.00	10750.00	11000.00	10000.00	10000.00	12000.00	9000.00	11000.00	8083.33	7500.00
V.C.P. PANASONIC/LG/NAT	EACH	4000.00	5000.00	5000.00	6000.00	6000.00	5600.00	4800.00	4500.00	3916.67	0.00
DVD/VCD PLAYER PANASONIC/LG	EACH	4500.00	3500.00	5000.00	3500.00	3000.00	3800.00	3000.00	2750.00	3066.67	4000.00
RADIO WITH C.PLAYER NATIONAL	EACH	2000.00	3500.00	3500.00	1500.00	1500.00	2000.00	2900.00	2000.00	2616.67	2600.00
PERSONNEL COMPUTER (BRANDED)	EACH	37000.00	29000.00	58000.00	46000.00	46000.00	45000.00	45000.00	27000.00	50000.00	48800.00
VID. CASSETTE BLK. TDK/SONY	EACH	140.00	120.00	200.00	120.00	120.00	140.00	165.00	160.00	100.00	100.00
COM. C.D. (TDK/IMATION)	EACH	50.00	80.00	60.00	50.00	55.00	50.00	50.00	40.00	40.00	40.00
TAPE RECORDER CASSETTE BLANK	EACH	50.00	60.00	50.00	50.00	55.00	50.00	50.00	50.00	30.00	30.00
VIDEO GAME SEGA 16 BYTE	EACH	1400.00	1000.00	1200.00	1800.00	0.00	1200.00	1500.00	1000.00	1250.00	1250.00
CINEMA A/C. HIGH CLASS	TICKET	100.00	60.00	0.00	30.00	0.00	0.00	0.00	0.00	40.00	0.00
CINEMA NON-A/C HIGH CLASS	TICKET	70.00	40.00	50.00	20.00	0.00	0.00	60.00	20.00	40.00	30.00
CABLE CHARGES	PER MONT	400.00	300.00	250.00	300.00	200.00	300.00	375.00	300.00	200.00	300.00
TV.LICENCE FEE DOMESTIC	YEARLY	420.00	420.00	420.00	420.00	420.00	420.00	420.00	420.00	420.00	420.00
ENGLISH BOOK CLASS V1	EACH	35.10	35.10	35.10	35.10	35.10	35.10	35.10	35.10	69.00	69.00
ENGLISH BOOK CLASS IX OR X	EACH	40.30	40.30	40.30	40.30	40.30	40.30	40.30	40.30	55.00	55.00
ENG. BOOK IST.YR COMPLETE SET	EACH	109.95	109.95	109.95	109.95	109.95	109.95	109.95	109.95	80.00	80.00
ENGLISH BOOK BA/B.SC	EACH	150.00	150.00	150.00	150.00	150.00	150.00	150.00	150.00	120.00	120.00
URDU BOOK CLASS V (T.B.BORD)	EACH	54.10	54.10	54.10	54.10	54.10	54.10	54.10	54.10	93.00	93.00
URDU BOOK CLASS IX(X(T.B.B)	EACH	47.05	47.05	47.05	47.05	47.05	47.05	47.05	47.05	57.50	57.50
URDU BOOK IST.YEAR/INTER	EACH	40.30	40.30	40.30	40.30	40.30	40.30	40.30	40.30	76.00	76.00
URDU BOOK BA/B.SC	EACH	120.00	120.00	120.00	120.00	120.00	120.00	120.00	120.00	170.00	160.00
MATHS BOOK CALSS V (T.B.B)	EACH	50.92	50.92	50.92	50.92	50.92	50.92	50.92	50.92	94.00	94.00
MATHS BOOK CLASS IX OR X	EACH	178.55	178.55	178.55	178.55	178.55	178.55	178.55	178.55	116.00	116.00
MATHS BOOK IST.YEAR (T.B.B)	EACH	104.60	104.60	104.60	104.60	104.60	104.60	104.60	104.60	160.00	160.00
PAKISTAN STUDIES BOOK BA/B.SC	EACH	125.00	125.00	125.00	125.00	125.00	125.00	125.00	125.00	95.00	95.00
DAILY "DAWN"	P/COPY	19.00	19.00	19.00	19.00	19.00	19.00	19.00	19.00	19.00	19.00
DAILY "JANG"	P/COPY	12.00	12.00	12.00	12.00	12.00	12.00	12.00	12.00	12.00	12.00
DAILY "NAWA-E-WAQF"	P/COPY	12.00	12.00	12.00	12.00	12.00	12.00	12.00	12.00	12.00	12.00
WEEKLY "AKHBAR-E-JAHAN"	P/COPY	55.00	55.00	55.00	55.00	55.00	55.00	55.00	55.00	55.00	55.00
WEEKLY "MAG"	P/COPY	45.00	45.00	45.00	45.00	45.00	45.00	45.00	45.00	45.00	45.00
MONTHLY "NAUNEHAL DIGEST"	P/COPY	35.00	35.00	35.00	35.00	35.00	35.00	35.00	35.00	35.00	35.00
PAPER FOOLSCAPE (27"x17")	QUIRE	46.54	30.00	27.00	30.00	25.00	45.00	35.00	35.00	20.00	20.00
EXERCISE.BOOK LINED 80/100 PGS	EACH	31.54	15.00	30.00	15.00	15.00	40.00	20.00	20.00	74.17	75.00
PENCIL.GOLDFISH/DEER	EACH	6.00	6.00	6.00	5.00	5.00	6.00	5.00	5.00	5.00	5.00
PEN INK DOLLOR 57 ML BOTTLE	EACH	20.00	20.00	20.00	25.00	25.00	25.00	25.00	20.00	20.00	20.00
PHOTOSATE PAPER 70 GM	PRT	440.00	225.00	360.00	300.00	325.00	400.00	340.00	340.00	300.00	310.00
BALL PEN (local)	EACH	7.00	6.00	7.00	5.00	5.00	7.00	5.50	6.00	6.00	6.00
FOUNTAIN PEN HERO/WINGS/CHINA	EACH	40.00	25.00	40.00	20.00	25.00	40.00	42.50	30.00	40.83	45.00
PRIVATE SCHOOL FEE ENGLISH MEDIUM AVERAGE STANDARD (CLASS I)	PER MONTH	1131.00	778.13	700.00	500.00	450.00	650.00	500.00	840.00	1391.67	1000.00
PRIVATE SCHOOL FEE ENGLISH MEDIUM AVERAGE STANDARD (CLASS V)	PER MONTH	800.00	778.13	700.00	700.00	450.00	900.00	500.00	1050.00	1408.33	1125.00

Contd.

7.11 Intercity Consumer Prices March, 2014

Description	Unit	Karachi	Hyder- abad	Nawab- shah	Mirpur- khas	Mithi	Sukkar	Larkana	Dadu	Pesha- war	Mardan
PRIVATE SCHOOL FEE ENGLISH MEDIUM AVERAGE STANDARD (CLASS VI)	PER MONTH	1200.00	910.00	700.00	800.00	500.00	1150.00	700.00	1050.00	1458.33	1200.00
PRIVATE SCHOOL FEE ENGLISH MEDIUM AVERAGE STANDARD (CLASS X)	PER MONTH	1500.00	1000.00	2000.00	1000.00	500.00	1100.00	700.00	1200.00	1625.00	1400.00
PRIVATE MEDICLE COLLEGE FEE MBBS (1ST YEAR)	PER MONTH	47266.00	0.00	0.00	0.00	0.00	0.00	0.00	0.00	40000.00	0.00
PRIVATE ENGINEERING COLLEGE FEE (1STR YEAR)	PER MONTH	6666.00	0.00	0.00	0.00	0.00	0.00	0.00	0.00	16000.00	11916.00
GOVT. COLLEGE FEE 1ST. YEAR	MONTH	45.00	35.00	40.00	35.00	35.00	35.00	35.00	35.00	42.09	42.09
GOVT. COLLEGE FEE 4TH. YEAR	MONTH	75.00	75.00	67.50	67.50	70.00	67.50	67.50	67.50	54.90	54.79
GOVT. UNIVERSITY FEE MSC.	MONTH	1300.00	385.00	0.00	354.17	354.17	0.00	0.00	354.17	1487.93	1487.93
GOVT. MED. COLLEGE FEE MBBS	MONTH	2000.00	2200.00	2000.00	0.00	2000.00	2000.00	2000.00	2000.00	641.67	0.00
GOVT. ENGG. COLL. FEE 1 YEAR	MONTH	1033.00	841.66	333.33	0.00	0.00	0.00	1500.00	0.00	541.67	571.67
COACHING FEE FOR CLASS IX/X	PER MONTH	1800.00	500.00	1200.00	500.00	600.00	1000.00	800.00	500.00	2000.00	2000.00
COACHING CHARGES FOR CLASS 1ST YEAR/INTER (SCIENCE)	PER MONTH	2000.00	1000.00	1200.00	800.00	700.00	2000.00	550.00	500.00	3000.00	2500.00
COACHING CHARGES FOR CLASS 1ST YEAR/INTER (COMMERCE)	PER MONTH	1800.00	600.00	1200.00	600.00	600.00	1080.00	550.00	500.00	2500.00	2250.00
I.T. TUITION FEES	PER MONTH	3000.00	2000.00	1600.00	0.00	0.00	1500.00	1500.00	600.00	4000.00	4000.00
MBA TUITION FEES	PER MONTH	8153.85	2500.00	0.00	0.00	0.00	2600.00	2500.00	0.00	4500.00	4500.00
BREAD TANDOORI ST. SIZE	EACH	8.00	10.00	7.00	7.00	7.00	7.00	6.00	6.00	10.00	10.00
COOKED MUTTON (AV. HOTEL)	PLATE	126.15	123.75	140.00	100.00	100.00	100.00	100.00	70.00	100.00	100.00
COOKED BEEF (AV. HOTEL)	PLATE	66.54	61.25	70.00	70.00	50.00	65.00	70.00	50.00	100.00	80.00
COOKED DAL (AV. HOTEL)	PLATE	46.54	37.50	60.00	50.00	50.00	50.00	60.00	40.00	60.00	60.00
CHICKEN BIRYANI FULL/DOUBLE	PLATE	133.08	80.00	95.00	90.00	90.00	150.00	200.00	120.00	133.33	120.00
TEA PREPARED (ORDINARY)	CUP	15.00	15.00	20.00	25.00	25.00	20.00	22.50	20.00	15.00	15.00
HAIRCUT CHARGES FOR MEN	P/CUT	66.15	57.50	100.00	50.00	50.00	60.00	100.00	50.00	100.00	70.00
BEAUTY PORL HAIR STYL CHARGE	P/STY.	380.77	193.75	250.00	150.00	100.00	125.00	300.00	225.00	241.67	225.00
SHAVING CHARGES	PER SHV	43.08	21.25	50.00	20.00	20.00	35.00	50.00	30.00	58.33	45.00
LIPSTICK S.MISS/MEDORA	EACH	90.00	110.00	120.00	110.00	110.00	100.00	105.00	90.00	100.00	100.00
NAIL POLISH S.MISS/MEDORA	EACH	90.00	60.00	95.00	80.00	80.00	75.00	60.00	50.00	100.00	100.00
PERFUME MED.SIZE MEDORA/BROACH	EACH	150.00	120.00	175.00	190.00	180.00	110.00	180.00	185.00	186.67	190.00
HAIR-OIL AMLA/CHAMBELI	BOTTLE	115.00	100.00	100.00	100.00	100.00	100.00	110.00	100.00	106.67	115.00
TOILET SOAP LUX 95 GRAMS	EACH	40.38	40.38	40.38	40.38	40.38	40.38	40.38	40.38	40.38	40.38
TOILET SOAP LIFEBOUY 140 GRM	EACH	36.00	36.00	36.00	36.00	36.00	36.00	36.00	36.00	36.00	36.00
TOILET SOAP SAFEGUARD BATH SIZE	EACH	46.00	46.00	46.00	46.00	46.00	46.00	46.00	46.00	46.00	46.00
TOOTHPASTE MACKLINES 70 GRM	EACH	50.00	50.00	50.00	50.00	50.00	50.00	50.00	50.00	50.00	50.00
TOOTH PAST MED SIZE CLGATE 70 GMS	EACH	56.00	56.00	56.00	56.00	56.00	56.00	56.00	56.00	56.00	56.00
TOOTHBRUSH SHEILD A/PLAUQUE	EACH	35.00	35.00	40.00	30.00	40.00	42.50	40.00	35.00	45.00	45.00
TOOTHPOWDER DENTONIC 90 GRM	EACH	25.00	25.00	25.00	25.00	25.00	25.00	25.00	25.00	25.00	25.00
HAIR-COLOUR BEGIN (6 GMS)	EACH	90.00	95.00	90.00	95.00	95.00	90.00	97.50	90.00	95.00	95.00
HAIR COLOUR (KALAKOLA)	BOTTLE	120.00	120.00	120.00	120.00	120.00	120.00	120.00	120.00	120.00	120.00
FACECREAM PONDS (MEDIUM)	EACH	110.00	110.00	110.00	110.00	110.00	120.00	105.00	110.00	110.00	110.00
TALC POWDER VICE ROAY,B.CAT	EACH	120.00	130.00	130.00	120.00	125.00	130.00	150.00	115.00	120.00	140.00
BLADE TREET ORDINARY 10'S	PKT.	35.00	35.00	40.00	35.00	30.00	35.00	40.00	35.00	30.83	35.00
BLADE 7-O-CLOCK STAIN. 5'S	PKT.	35.00	30.00	40.00	30.00	32.00	30.00	35.00	35.00	35.00	30.00
SHAMPOO SUNSILK/PAINTIN 100 ML	BOTTLE	94.44	95.00	110.00	110.00	110.00	95.00	110.00	95.00	100.00	100.00
BEAUTY CREAM (FAIR & LOVELY)	EACH	95.00	155.00	155.00	155.00	155.00	155.00	155.00	155.00	85.00	85.00
HAIR REMOVING CREAM (EU-CREAM)	TUBE	55.00	60.00	60.00	60.00	60.00	65.00	60.00	60.00	60.00	55.00
GEL MEDIUM SIZE	BOTTLE	60.00	55.00	67.50	55.00	75.00	70.00	70.00	120.00	120.00	120.00
DISPOSABLE RAZOR GILLET-II	EACH	35.00	40.00	35.00	35.00	35.00	40.00	35.00	35.00	45.00	45.00
SHAVING CREAM TOUCH-ME/ADM.	EACH	60.00	55.00	55.00	55.00	60.00	55.00	60.00	55.00	56.67	60.00
GOLD TEZABI 24 CT	10 GM.	42800.00	44571.00	43720.00	44150.00	44150.00	43971.00	43291.00	44581.00	44433.00	44433.00
SILVER TEZABI 24 CT	10 GM.	800.00	700.00	668.00	685.00	685.00	850.00	685.00	685.00	708.00	708.00
ARTIFICIAL JEWELLARY SET	SET	861.54	400.00	1500.00	350.00	500.00	600.00	700.00	250.00	916.67	850.00
WRIST WATCH GENTS CITIZEN (ORIGINAL) ***	EACH	2000.00	3100.00	3750.00	2500.00	2600.00	2600.00	2900.00	2500.00	4000.00	4000.00
WRIST WATCH LADIES CITIZEN (ORIGINAL) ***	EACH	2000.00	3050.00	3750.00	2500.00	2600.00	2500.00	2450.00	2500.00	4000.00	4000.00
WALL CLOCK QUARTZ AV.QLTY	EACH	400.00	300.00	450.00	350.00	300.00	475.00	400.00	200.00	1016.67	1350.00
SUITCASE REXIN (24"x16"x6")	EACH	1061.54	750.00	1500.00	800.00	850.00	1125.00	700.00	900.00	741.67	725.00
TRUNK MEDIUM SIZE ***	EACH	1461.54	1000.00	1600.00	1000.00	950.00	2000.00	900.00	1150.00	4250.00	3800.00
PURSE LADIES (LEATHER) AVERAGE QUALITY	EACH	500.00	350.00	550.00	500.00	450.00	600.00	750.00	300.00	1025.00	975.00

7.11 Intercity Consumer Prices March, 2014

Description	Unit	Abbott- abad	Bannu	D.I. Khan	Mingora	Quetta	Turbat	Gawadar	Loralai	Khuz-dar	D.M. Jamali
WHEAT	10 KG.	412.50	412.50	410.00	360.00	440.00	450.00	455.00	440.00	450.00	375.00
WHEAT FLOUR FINE/SUPERIOR.	KG.	50.00	47.50	45.00	47.00	49.00	50.00	52.00	45.00	50.00	49.00
WHEAT FLOUR AVG. QLTY	KG.	47.50	45.00	44.00	45.00	47.00	47.00	48.00	44.00	48.00	43.50
WHEAT FLOUR BAG	10 KG.	470.00	452.50	455.00	425.00	470.00	460.00	470.00	410.00	480.00	450.00
MAIDA	KG.	60.00	65.00	50.00	60.00	60.00	70.00	70.00	60.00	52.00	55.00
SUJI	KG.	60.00	55.00	50.00	60.00	60.00	75.00	75.00	60.00	70.00	57.50
BESAN AV. QLTY.	KG.	80.00	80.00	70.00	80.00	90.00	105.00	110.00	70.00	110.00	85.00
RICE BASMATI SUP. QLTY.	KG.	147.50	130.00	130.00	127.50	144.00	150.00	150.00	120.00	100.00	125.00
RICE BASMATI 385/386	KG.	120.00	127.50	107.50	77.50	90.00	90.00	95.00	120.00	70.00	100.00
RICE BASMATI BROKEN AV.QLTY	KG.	87.50	52.50	80.00	60.00	90.00	72.50	75.00	100.00	60.00	55.00
RICE IRRI-6 (SINDHI/PUNJAB)	KG.	52.50	75.00	65.00	50.00	45.00	55.00	52.00	60.00	55.00	42.50
VERMICELLI	KG.	100.00	70.00	70.00	80.00	75.00	80.00	70.00	80.00	70.00	65.00
BREAD PLAIN MEDIUM SIZE	EACH	30.00	35.00	30.00	32.50	37.50	30.00	30.00	35.00	40.00	30.00
RUSK (PAPAY)	KG.	150.00	140.00	140.00	280.00	135.00	155.00	160.00	160.00	150.00	120.00
BISCUITS-PACKED	PKT	35.00	35.00	35.00	35.00	35.00	35.00	35.00	35.00	35.00	35.00
BISCUIT-BAKERY (LOOSE)	250 GM	50.00	52.50	55.00	60.00	55.00	50.00	60.00	55.00	80.00	67.50
CORNFLAKS FAUJI 225 GM.	PKT	166.50	153.00	153.00	153.00	153.00	153.00	153.00	153.00	153.00	153.00
SAMOSA (VEGATABLE)	EACH	6.00	15.00	10.00	7.00	12.00	6.00	6.00	15.00	6.00	10.00
PASTRY AV.QLTY.	EACH	17.50	20.00	25.00	20.00	22.50	20.00	20.00	22.50	15.00	20.00
PATTIES (VEGATABLES)	EACH	12.00	30.00	20.00	15.00	25.00	20.00	20.00	15.00	15.00	13.50
NIMCO	250 GM	60.00	50.00	50.00	50.00	45.00	65.00	60.00	75.00	80.00	65.00
CHIPS	250 GM	60.00	85.00	55.00	60.00	50.00	60.00	80.00	50.00	80.00	65.00
BEEF WITH BONE AV.QLTY.	KG	250.00	260.00	275.00	265.00	310.00	340.00	360.00	260.00	300.00	250.00
MUTTON AV.QLTY.	KG	500.00	480.00	575.00	400.00	550.00	600.00	600.00	560.00	500.00	510.00
CHICKEN FARM BROILER (LIVE)	KG	140.00	175.00	158.00	179.00	180.00	300.00	300.00	260.00	220.00	175.00
FISH-RAHU MEDIUM SIZE	KG	210.00	290.00	250.00	250.00	320.00	380.00	335.00	320.00	230.00	225.00
MILK FRESH (UNBOILED)	LTR.	70.00	67.50	60.00	80.00	75.00	110.00	110.00	70.00	70.00	80.00
CURD	KG.	80.00	77.50	80.00	90.00	90.00	120.00	120.00	80.00	80.00	100.00
MILK TETRA PACK 1/2 LTR.	PKT.	50.00	50.00	50.00	50.00	50.00	56.00	56.00	50.00	50.00	50.00
LACTOGEN 400 GRAMS	PKT.	375.00	370.00	370.00	370.00	375.00	370.00	370.00	375.00	395.00	375.00
POWDER MILK NIDO 400GM.	PKT	300.00	325.00	300.00	325.00	325.00	300.00	300.00	300.00	325.00	325.00
MILK POWDER LOOSE/PACKED	KG.	425.00	535.00	430.00	625.00	400.00	500.00	500.00	480.00	675.00	475.00
BUTTER LOCAL PACKED	50 GM.	21.00	30.00	35.00	25.00	24.00	30.00	30.00	25.00	30.00	30.00
EGGS FARM	DOZ	117.00	120.00	120.00	120.00	120.00	135.00	129.00	130.00	130.00	122.50
MUSTARD OIL AV.QLTY.	KG.	250.00	180.00	180.00	175.00	190.00	200.00	220.00	200.00	190.00	190.00
COOKING OIL (DALDA)	2.5LTR	535.00	540.00	535.00	535.00	535.00	520.00	535.00	520.00	550.00	525.00
COOKING OIL (PAKWAN) OTHER BRAND SPECIFY	2.5 LTR	420.00	470.00	560.00	440.00	515.00	520.00	530.00	500.00	550.00	440.00
VEGETABLE GHEE TIN	2.5KG.	525.00	510.00	520.00	505.00	530.00	490.00	540.00	510.00	550.00	510.00
VEGETABLE GHEE (LOOSE)	KG.	170.00	160.00	170.00	165.00	200.00	195.00	200.00	176.25	170.00	170.00
DATES AV.QLTY.	KG.	250.00	163.75	145.00	177.50	225.00	70.00	85.00	200.00	95.00	210.00
PISTACHIO AV.QLTY.	50 GM.	100.00	75.00	60.00	120.00	60.00	60.00	65.00	60.00	100.00	55.00
ALMONDS WHOLE AV.QLTY.	KG.	400.00	462.50	377.50	580.00	445.00	450.00	450.00	600.00	650.00	625.00
COCONUT DRY AV.QLTY.	KG.	235.00	225.00	210.00	240.00	240.00	190.00	170.00	200.00	400.00	300.00
RAISINS AV.QLTY.	50 GM.	19.00	10.50	15.00	30.00	22.50	20.00	20.00	18.75	40.00	27.50
GROUNDNUTS (WITH SHELL)	KG.	200.00	125.00	130.00	135.00	140.00	147.50	150.00	180.00	180.00	240.00
MALTA/MOSAMBI	DOZ	80.00	120.00	115.00	117.50	37.50	105.00	100.00	40.00	50.00	120.00
KINNU	DOZ	60.00	75.00	120.00	80.00	37.50	120.00	110.00	35.00	40.00	100.00
APPLE	KG	82.50	122.50	115.00	110.00	97.50	110.00	100.00	140.00	50.00	155.00
ALOO BUKHARA	KG	0.00	0.00	0.00	0.00	0.00	0.00	0.00	0.00	0.00	0.00
POMEGRANATE (ANNAR)	KG	0.00	0.00	0.00	0.00	0.00	0.00	0.00	0.00	0.00	0.00
GRAPES	KG	0.00	0.00	0.00	0.00	0.00	0.00	0.00	0.00	0.00	0.00
BANANAS	DOZ	60.00	77.50	55.00	60.00	60.00	65.00	60.00	70.00	60.00	45.00
MANGO KALMI	KG	0.00	0.00	0.00	0.00	0.00	0.00	0.00	0.00	0.00	0.00
GUAVA	KG	60.00	70.00	65.00	100.00	70.00	80.00	85.00	80.00	55.00	45.00

Contd.

7.11 Intercity Consumer Prices March, 2014

Description	Unit	Abbott- abad	Bannu	D.J. Khan	Mingora	Quetta	Turbat	Gawadar	Loralai	Khuz-dar	D.M. Jamali
WATERMELON (TURBOOZ)	KG	0.00	0.00	0.00	0.00	0.00	0.00	0.00	0.00	0.00	0.00
MUSKMELON (KHARBOOZA)	KG	0.00	0.00	0.00	0.00	0.00	0.00	0.00	0.00	0.00	0.00
SWEETMELON (GARMA)	KG	0.00	0.00	0.00	0.00	0.00	0.00	0.00	0.00	0.00	0.00
PULSE MASOOR (WHOLE)	KG.	107.50	110.00	130.00	90.00	140.00	110.00	115.00	120.00	100.00	135.00
PULSE MASOOR (WASHED)	KG.	112.50	120.00	150.00	100.00	135.00	120.00	120.00	125.00	110.00	140.00
PULSE MOONG (WASHED)	KG.	130.00	136.25	130.00	120.00	150.00	140.00	135.00	160.00	135.00	150.00
PULSE MASH (WASHED)	KG.	132.50	130.00	160.00	120.00	150.00	150.00	160.00	160.00	130.00	145.00
PULSE GRAM	KG.	75.00	70.00	75.00	70.00	110.00	90.00	90.00	121.25	100.00	90.00
GRAM WHOLE BLACK AV.QLTY.	KG.	75.00	55.00	46.00	60.00	100.00	120.00	120.00	120.00	150.00	110.00
GRAM WHOLE YELLOW AV.QLTY	KG.	110.00	95.00	105.00	107.50	145.00	155.00	160.00	150.00	180.00	160.00
BEANS (LAL LOBIA)	KG.	145.00	136.25	140.00	125.00	130.00	90.00	90.00	140.00	140.00	125.00
POTATOES	KG	40.00	40.00	40.00	40.00	37.50	42.50	45.00	50.00	30.00	40.00
ONION	KG	32.50	30.00	25.00	40.00	40.00	40.00	44.00	50.00	25.00	32.50
TURNIP	KG	17.50	25.00	30.00	22.50	25.00	30.00	35.00	30.00	20.00	22.50
RADISH	KG	20.00	25.00	30.00	25.00	30.00	30.00	35.00	40.00	20.00	15.00
TOMATOES	KG	50.00	32.50	45.00	50.00	57.50	65.00	70.00	70.00	45.00	57.50
CABBAGE	KG	22.50	37.50	20.00	30.00	37.50	70.00	50.00	40.00	30.00	32.50
CAULIFLOWER	KG	22.00	30.00	30.00	30.00	50.00	80.00	40.00	40.00	30.00	30.00
BRINJAL	KG	0.00	0.00	0.00	0.00	0.00	0.00	0.00	0.00	0.00	0.00
PUMPKIN	KG	0.00	0.00	0.00	0.00	0.00	0.00	0.00	0.00	0.00	0.00
BOTTLEGOURD	KG	0.00	0.00	0.00	0.00	0.00	0.00	0.00	0.00	0.00	0.00
LADY FINGER	KG	0.00	0.00	0.00	0.00	0.00	0.00	0.00	0.00	0.00	0.00
PEAS	KG	55.00	50.00	30.00	40.00	62.50	75.00	70.00	60.00	70.00	80.00
SPINACH	KG	0.00	0.00	0.00	0.00	0.00	0.00	0.00	0.00	0.00	0.00
TINDA	KG	0.00	0.00	0.00	0.00	0.00	0.00	0.00	0.00	0.00	0.00
TURAI	KG	0.00	0.00	0.00	0.00	0.00	0.00	0.00	0.00	0.00	0.00
KARAILA	KG	0.00	0.00	0.00	0.00	0.00	0.00	0.00	0.00	0.00	0.00
ARVI	KG	0.00	0.00	0.00	0.00	0.00	0.00	0.00	0.00	0.00	0.00
CHILLIES GREEN	KG	105.00	120.00	120.00	130.00	47.50	165.00	140.00	150.00	65.00	110.00
CARROT	KG	25.00	25.00	25.00	30.00	27.50	70.00	60.00	40.00	30.00	12.50
CUCUMBER (KHEERA)	KG	29.50	30.00	30.00	40.00	42.50	85.00	85.00	70.00	45.00	35.00
LEMON	250GM	20.00	27.50	20.00	25.00	47.50	50.00	60.00	40.00	80.00	50.00
SUGAR REFINED	KG.	54.00	53.00	52.00	60.00	53.00	70.00	70.00	55.00	52.00	51.00
GUR AV.QLTY	KG.	100.00	85.00	75.00	80.00	85.00	95.00	90.00	75.00	85.00	57.50
HONEY LANGANESE 500 GM.	BOTTLE	750.00	350.00	550.00	500.00	690.00	600.00	700.00	600.00	500.00	500.00
MILO 200 GM.	BOTTLE	167.00	145.00	190.00	182.00	160.00	150.00	150.00	200.00	180.00	160.00
CUSTARD POWDER RAFHAN 300 GM.	PKT	75.00	80.00	70.00	70.00	70.00	80.00	80.00	75.00	70.00	62.50
TOFFEE (HILAL)	EACH	1.00	1.00	1.00	1.00	1.00	2.00	2.00	1.00	1.00	1.00
CHOWKELATE CANDY (SMALL SIZE)	EACH	5.00	5.00	5.00	5.00	5.00	5.00	5.00	5.00	5.00	5.00
SWEETMEAT (MIXED)	KG	207.50	170.00	240.00	240.00	250.00	350.00	340.00	250.00	300.00	285.00
ICE CREAM WALLS	CUP.	40.00	40.00	40.00	40.00	40.00	40.00	40.00	40.00	40.00	40.00
ICE	KG	10.00	10.00	4.00	10.00	7.00	10.00	10.00	15.00	15.00	10.00
JAM AHMED/MITCHELLES	BOTTLE	130.00	110.00	130.00	120.00	135.00	115.00	115.00	140.00	120.00	125.00
SQUASH-MITCHELLES	BOTTLE	150.00	140.00	150.00	150.00	135.00	142.50	150.00	150.00	160.00	150.00
ROOH AFZA	BOTTLE	135.00	130.00	130.00	145.00	145.00	150.00	155.00	140.00	145.00	140.00
JAM-E-SHIREEN	BOTTLE	145.00	130.00	145.00	145.00	145.00	150.00	150.00	145.00	150.00	142.50
SAUNF	50 GM	19.00	15.00	11.00	10.00	13.50	12.00	12.00	15.00	30.00	15.00
CINAMON LOOSE AV. QLTY	50 GM.	27.50	30.00	20.00	15.00	22.50	30.00	30.00	25.00	30.00	22.50
CUMINSEED WHITE NATIONAL	50 GM.	50.00	50.00	50.00	50.00	50.00	50.00	50.00	50.00	50.00	50.00
PEPPER BLACK NATIONAL	50 GM.	75.00	80.00	75.00	75.00	80.00	75.00	80.00	80.00	80.00	75.00
CLOVES LOOSE AV.QLTY	50 GM.	125.00	110.00	60.00	85.00	62.50	50.00	50.00	60.00	80.00	100.00
CARDAMOM LARGE LOOSE AV.QLTY	50 GM.	126.25	90.00	122.50	85.00	145.00	60.00	70.00	145.00	160.00	105.00
CARDAMOM SMALL AV.QLTY	50 GM.	110.00	120.00	100.00	85.00	180.00	150.00	150.00	123.75	180.00	95.00
SALT-POWDERED (LAHORI) LOOSE	KG.	10.00	7.00	5.00	15.00	10.00	10.00	10.00	12.00	10.00	10.00

Contd.

7.11 Intercity Consumer Prices March, 2014

Description	Unit	Abbott- abad	Bannu	D.J. Khan	Mingora	Quetta	Turbat	Gawadar	Loralai	Khuz-dar	D.M. Jamali
SALT POWDERED (NATIONAL/SHAN)	PKT	22.50	20.00	20.00	20.00	20.00	20.00	20.00	20.00	25.00	20.00
CHILLIES POWD.NATIONAL 200GM	PKT	120.00	120.00	120.00	120.00	105.00	105.00	105.00	105.00	105.00	105.00
CHILLIES POWDER LOOS	KG.	280.00	200.00	175.00	200.00	290.00	300.00	350.00	305.00	200.00	255.00
CORRIANDER SEED POWD.NATIONAL	PKT	78.00	78.00	78.00	78.00	78.00	78.00	78.00	78.00	78.00	78.00
CORRIANDER SEED (LOOSE)	KG.	160.00	145.00	130.00	200.00	135.00	140.00	300.00	160.00	300.00	160.00
TURMERIC POWD.NATIONAL 50GM	PKT.	35.00	35.00	35.00	35.00	35.00	35.00	35.00	35.00	35.00	35.00
CURRY POWD. NATIONAL 200 GM	PKT.	86.00	86.00	86.00	86.00	87.00	86.00	86.00	86.00	86.00	86.00
TOMATO KETCHUP AHMED/MITCHL	BOTTLE	77.50	70.00	85.00	105.00	80.00	75.00	75.00	75.00	90.00	72.50
PICKLES AHMED/MITCHELLES	BOTTLE	100.00	100.00	90.00	102.50	90.00	100.00	95.00	95.00	110.00	92.50
VINEGAR SYNTHETIC (SIRKA)	BOTTLE	72.50	40.00	50.00	85.00	75.00	50.00	50.00	80.00	50.00	75.00
GARLIC	KG	120.00	145.00	130.00	190.00	180.00	190.00	200.00	110.00	124.00	130.00
GINGER	KG	220.00	280.00	120.00	287.50	180.00	160.00	160.00	200.00	180.00	200.00
TAPAL DANEDAR TEA 200GM PACKET	PKT	131.58	131.58	131.58	131.58	131.58	131.58	131.58	131.58	131.58	131.58
TEA LIPTON YELLOW LABEL 200GM.	PKT.	147.37	147.37	147.37	147.37	147.37	147.37	147.37	147.37	147.37	147.37
TEA LOOSE KENYA AV.QLTY 250GM.	PKT.	155.00	110.00	120.00	126.25	112.50	145.00	150.00	120.00	140.00	170.00
COFFEE-NESCAFE 75 GM. **	BOTTLE	320.00	280.00	280.00	330.00	300.00	270.00	265.00	270.00	270.00	275.00
COLD DRINK (STANDARD SIZ)	BOTTLE	21.00	25.00	20.00	20.00	20.00	25.00	25.00	20.00	20.00	24.00
FRUIT JUICE TETRA PACK	PKT.	15.00	15.00	15.00	15.00	15.00	15.00	15.00	15.00	15.00	15.00
MINERAL WATER NESTLE 1.5 LTR	BOTTLE	45.00	45.00	42.50	40.00	45.00	40.00	50.00	45.00	45.00	50.00
CIGARETTES K-2 10'S **	PKT	36.00	40.00	40.00	40.00	40.00	36.00	36.00	40.00	40.00	38.00
CIGARETTES CAPSTAN 10'S **	PKT	40.00	40.00	40.00	40.00	40.00	45.00	45.00	40.00	40.00	40.00
CIGARETTES GOLD LEAF 20'S	PKT	90.00	90.00	90.00	90.00	90.00	100.00	100.00	90.00	90.00	92.50
CIGARETTES MORVEN GOLD 20'S	PKT	40.00	40.00	40.00	40.00	38.00	40.00	40.00	40.00	40.00	40.00
BETEL LEAVES	50GM.	60.00	72.50	50.00	60.00	35.00	40.00	40.00	35.00	50.00	55.00
BETEL NUTS	KG.	275.00	290.00	280.00	400.00	235.00	240.00	240.00	240.00	350.00	200.00
LONG CLOTH 57" GUL AHMED/AL-KARAM	METER	190.00	150.00	210.00	185.00	160.00	180.00	180.00	146.25	190.00	225.00
SHIRTING AV.QLTY.	METER	142.50	130.00	125.00	175.00	150.00	145.00	150.00	135.00	160.00	135.00
PANT CLOTH W & WEAR AV.QLTY	METER	375.00	555.00	265.00	650.00	300.00	270.00	300.00	370.00	180.00	200.00
LAWN PRINTED GUL AHMED/AL-KARAM	METER	300.00	167.50	250.00	177.50	170.00	150.00	150.00	130.00	165.00	150.00
GEORGETTE AV.QLTY	METER	80.00	92.50	90.00	105.00	100.00	80.00	80.00	135.00	95.00	70.00
LINEN AV.QLTY ***	METER	125.00	128.75	80.00	115.00	85.00	70.00	75.00	130.00	140.00	80.00
HEAVY WT SUITING LAWERNCPUR AVG QLTY	METER	1100.00	830.00	700.00	1475.00	1100.00	1100.00	1100.00	1000.00	1100.00	900.00
HEAVY WT SUITING LAWERNCPUR SUP QLTY	METER	1550.00	900.00	1150.00	1550.00	1300.00	1300.00	1300.00	1500.00	1300.00	1300.00
TROPICAL SUITING LAW.PUR	METER	900.00	655.00	700.00	1250.00	950.00	950.00	950.00	1000.00	950.00	950.00
PANT BOY 24"/26" LENGTH.	EACH	625.00	625.00	400.00	375.00	375.00	300.00	360.00	500.00	650.00	325.00
SHIRT BOY 24"/26" LENGTH	EACH	625.00	300.00	225.00	325.00	275.00	350.00	330.00	300.00	700.00	325.00
SCHOOL UNI. PANT,SHIRT BOYS	SUIT	570.00	565.00	475.00	625.00	475.00	750.00	700.00	550.00	700.00	485.00
SCHOOL UNI. KAMEEZ,SHAL.BOYS	SUIT	800.00	565.00	450.00	490.00	450.00	700.00	675.00	462.50	450.00	325.00
SCHOOL UNI. KAMEEZ,SHAL.GIRL	SUIT	670.00	573.75	500.00	575.00	462.50	750.00	800.00	470.00	600.00	450.00
FROCK W/WEAR GIRLS	EACH	1050.00	700.00	650.00	550.00	450.00	250.00	250.00	475.00	600.00	350.00
AWAMI-SUIT W & W(BOY) 24"/26	SUIT	1050.00	675.00	600.00	615.00	475.00	850.00	800.00	500.00	500.00	550.00
AWAMI-SUIT W&W (GENTS)AV.QLTY	SUIT	1800.00	1525.00	925.00	1175.00	675.00	850.00	850.00	700.00	700.00	1100.00
PULLOVER GENTS OXFORD/BON.	EACH	2895.00	2600.00	2400.00	2950.00	3250.00	2000.00	2000.00	2800.00	2000.00	1400.00
PULLOVER LADIES OXFORD/BON.	EACH	2895.00	2600.00	2400.00	2837.50	3350.00	2150.00	2175.00	3000.00	2750.00	1450.00
PULLOVER (GENTS) OTHERS A.QLTY	EACH	1955.00	1125.00	825.00	1862.50	725.00	500.00	500.00	1100.00	675.00	1300.00
SECOND-HAND COAT FOR MEN	EACH	525.00	200.00	200.00	662.50	300.00	250.00	250.00	343.75	280.00	225.00
SECONDHAND SWEETER FOR MEN DUP QLTY	EACH	375.00	175.00	150.00	450.00	350.00	200.00	200.00	350.00	220.00	150.00
SECONDHAND WINTER JACKET	EACH	500.00	175.00	200.00	937.50	325.00	275.00	275.00	275.00	210.00	275.00
UNDERWEAR AV.QLTY MEDIUM SIZE	EACH	150.00	77.50	70.00	110.00	65.00	80.00	90.00	70.00	155.00	65.00
VEST FOR MEN AV.QLTY.	EACH	150.00	77.50	70.00	88.75	75.00	100.00	100.00	86.25	145.00	110.00
VEST/SHAMEEZ (WOMEN) AVG. QLTY	EACH	200.00	125.00	100.00	65.00	105.00	160.00	170.00	105.00	200.00	85.00
SOCKS NYLON (PAKISTANI)	PAIR	75.00	60.00	50.00	53.75	67.50	115.00	115.00	75.00	60.00	55.00
BRASSIER AV.QLTY.	EACH	82.50	137.50	85.00	105.00	100.00	120.00	120.00	100.00	200.00	130.00
BRASSIER SUP QLTY	EACH	180.00	207.50	110.00	320.00	250.00	190.00	200.00	300.00	240.00	212.50

Contd.

7.11 Intercity Consumer Prices March, 2014

Description	Unit	Abbott- abad	Bannu	D.J. Khan	Mingora	Quetta	Turbat	Gawadar	Loralai	Khuz-dar	D.M. Jamali
DOPATTA GEORGETTE AV.QLTY.	EACH	387.50	235.00	250.00	330.00	210.00	280.00	300.00	185.00	250.00	190.00
DOPATTA COTTON AV GLTY	EACH	287.50	257.50	210.00	235.00	125.00	150.00	180.00	112.50	225.00	140.00
CHADDAR (W/WEAR) (2x2.5 MTR)	EACH	475.00	432.50	337.50	775.00	230.00	280.00	300.00	250.00	300.00	525.00
LUNGI/DHOTI(COTTON) AVG. QLTY	EACH	350.00	280.00	230.00	210.00	190.00	200.00	230.00	450.00	275.00	200.00
HANDKERCHIEF AVG. QLTY PAK	EACH	26.25	17.50	30.00	25.00	30.00	45.00	45.00	32.50	50.00	45.00
HANDKERCHIEF SUP. QLTY PAK	EACH	42.50	32.50	41.25	35.00	50.00	60.00	65.00	45.00	50.00	65.00
GLOVES AV QLTY	PAIR	80.00	52.50	60.00	55.00	55.00	80.00	85.00	60.00	175.00	45.00
AZARBAND COTTON AVG. QLTY	EACH	11.00	15.00	11.00	15.00	12.50	20.00	20.00	13.50	15.00	22.50
SEWING THREAD/REEL(ASLI PARI)	EACH	6.00	5.00	5.00	5.00	4.00	7.00	7.00	4.50	5.00	5.50
WASHING CHARGES PAINT & SHIRT	SUIT	47.50	70.00	75.00	100.00	65.00	35.00	50.00	55.00	170.00	55.00
DRY CLEANING SUIT COAT PANT	SUIT	350.00	250.00	180.00	310.00	250.00	160.00	200.00	150.00	175.00	155.00
WASHING CH. (KAMIZ-SHALWAR)	PAIR	40.00	60.00	35.00	60.00	45.00	40.00	50.00	45.00	55.00	55.00
TAILORING SHIRT	EACH	300.00	275.00	265.00	450.00	265.00	250.00	250.00	300.00	250.00	225.00
TAILORING CHARGES PANT (MEN)	EACH	550.00	900.00	550.00	925.00	425.00	375.00	375.00	375.00	375.00	450.00
TAILORING COAT-PANT SUIT	SUIT	4000.00	2750.00	2500.00	4400.00	3250.00	3250.00	3250.00	3500.00	3250.00	3500.00
TAILORING AWAMI-SUIT (MALE)	SUIT	450.00	425.00	375.00	550.00	475.00	450.00	500.00	500.00	375.00	425.00
TAILORING SUIT FEMALE	SUIT	287.50	312.50	350.00	550.00	475.00	400.00	400.00	500.00	375.00	275.00
GENTS SHOES PAUL BATA	PAIR	1199.00	1199.00	1199.00	1199.00	1199.00	1199.00	1199.00	1199.00	1199.00	1199.00
GENTS SANDAL BATA	PAIR	699.00	699.00	699.00	699.00	699.00	699.00	699.00	699.00	699.00	699.00
GENTS SPOUNG CHAPPAL BATA	PAIR	179.00	179.00	179.00	179.00	179.00	179.00	179.00	179.00	179.00	179.00
LADIES SANDAL BATA	PAIR	499.00	499.00	499.00	499.00	499.00	499.00	499.00	499.00	499.00	499.00
LADIES SPOUNG CHAPPAL BATA	PAIR	179.00	179.00	179.00	179.00	179.00	179.00	179.00	179.00	179.00	179.00
CHILD SHOE POWER LITE BATA	PAIR	599.00	599.00	599.00	599.00	599.00	599.00	599.00	599.00	599.00	599.00
GENTS SHOE, ART 1109 SERVICE	PAIR	999.00	999.00	999.00	999.00	999.00	999.00	999.00	999.00	999.00	999.00
NYLON JOGGER 27 SIZE 2-5 ***	PAIR	1299.00	1299.00	1299.00	1299.00	1299.00	1299.00	1299.00	1299.00	1299.00	1299.00
CHINA FOOT WEAR AV. QLTY (MALE) *	PAIR	825.00	850.00	675.00	1200.00	475.00	650.00	650.00	500.00	200.00	550.00
CHINA FOOT WEAR AV. QLTY (FEMALE) *	PAIR	525.00	700.00	450.00	500.00	300.00	500.00	550.00	350.00	200.00	425.00
CHINA FOOT WEAR AV. QLTY (CHILDREN) *	PAIR	437.50	450.00	325.00	475.00	285.00	450.00	500.00	300.00	190.00	275.00
SHOE REPAIR HALF SOLE	PAIR	85.00	80.00	95.00	150.00	90.00	60.00	95.00	55.00	80.00	85.00
SHOES POLISH CHARGES AVERAGE SHOP	PAIR	17.50	15.00	10.00	20.00	20.00	30.00	30.00	17.50	20.00	12.50
HOUSE RENT (combined)	MONTH	8279.00	3206.00	4288.00	3100.00	9370.00	3457.00	5214.00	3645.00	1997.00	3134.00
rent 2	pm	8279.00	3206.00	4288.00	3100.00	9370.00	3457.00	5214.00	3645.00	1997.00	3134.00
RENT3	PM	8279.00	3206.00	4288.00	3100.00	9370.00	3457.00	5214.00	3645.00	1997.00	3134.00
RENT4	PM	8279.00	3206.00	4288.00	3100.00	9370.00	3457.00	5214.00	3645.00	1997.00	3134.00
RENT5	PM	8279.00	3206.00	4288.00	3100.00	9370.00	3457.00	5214.00	3645.00	1997.00	3134.00
RENT6	PM	8279.00	3206.00	4288.00	3100.00	9370.00	3457.00	5214.00	3645.00	1997.00	3134.00
SYNTHETIC ENEMAL ROBIALAC BALTI 3.64 LTR.	EACH	1800.00	1750.00	1570.00	1887.50	1425.00	1600.00	1550.00	1650.00	1800.00	1700.00
SYNTHETIC ENEMAL ICI BALTI 3.64 LTR.	EACH	1800.00	1750.00	1570.00	1887.50	1565.00	1700.00	1700.00	1650.00	1800.00	1450.00
CEMENT (LOCAL) SPECIFY BRAND NAME	BAG	497.50	500.00	500.00	510.00	550.00	500.00	500.00	470.00	530.00	515.00
BRICKS (NEW) 1ST CLASS	P/1000	7500.00	5900.00	6200.00	9100.00	6250.00	0.00	0.00	6500.00	5000.00	6500.00
CEMENT BLOCKS (6"x8"x12")	P/100	0.00	0.00	0.00	2825.00	0.00	1800.00	1800.00	0.00	1700.00	0.00
BAJREE	100CFT	3200.00	1650.00	3000.00	2450.00	4250.00	3000.00	3500.00	2775.00	5000.00	2400.00
SAND (BLACK PIT SAND)	K100CFT	2600.00	1200.00	1500.00	2550.00	3250.00	2500.00	2900.00	2300.00	0.00	2250.00
TIMBER SHESHAM LOG 1ST QUALITY	cubmt.	0.00	35000.00	32000.00	0.00	43200.00	0.00	0.00	0.00	0.00	0.00
IRON BAR (M.S. BAR) 1/2"	P/TON	73500.00	72000.00	74500.00	76075.00	75000.00	76000.00	75500.00	74500.00	84000.00	73000.00
CARPANTER WAGE RATE	P/DAY	700.00	700.00	800.00	950.00	900.00	1000.00	1000.00	750.00	900.00	550.00
MASON (RAJ) WAGE RATE	P/DAY	700.00	1000.00	800.00	1000.00	1100.00	1200.00	1100.00	800.00	900.00	625.00
UNSKILLED LABOUR WAGE RATE	P/DAY	400.00	400.00	400.00	475.00	550.00	550.00	600.00	550.00	350.00	350.00
PLUMBER WAGE RSTE	P/DAY	0.00	700.00	800.00	900.00	800.00	950.00	1000.00	850.00	900.00	650.00
ELECTICIAN WAGE RATE PER DAY **	P/DAY	0.00	575.00	800.00	0.00	750.00	900.00	1050.00	700.00	0.00	550.00
ELECTICIAN WAGE RATE PER POINT **	P/PNT	122.50	87.00	70.00	155.00	150.00	100.00	100.00	115.00	100.00	100.00
WATER CHARGES PER HOUSE	P/MONTH	175.00	200.00	100.00	130.00	125.00	150.00	250.00	0.00	190.00	300.00
ELECT.CHARGES UPTO 50 UNITS	P/UNIT	2.00	2.00	2.00	2.00	2.00	2.00	2.00	2.00	2.00	2.00
ELECT.CHARGES 01 - 100 UNIT	P/UNIT	5.79	5.79	5.79	5.79	5.79	5.79	5.79	5.79	5.79	5.79

Contd.

7.11 Intercity Consumer Prices March, 2014

Description	Unit	Abbott- abad	Bannu	D.J. Khan	Mingora	Quetta	Turbat	Gawadar	Loralai	Khuz-dar	D.M. Jamali
ELECT.CHARGES 101 - 300 UNIT	P/UNIT	9.70	9.70	9.70	9.70	9.70	9.70	9.70	9.70	9.70	9.70
ELECT.CHARGES 301 - 1000 UNIT	P/UNIT	15.27	15.27	15.27	15.27	15.27	15.27	15.27	15.27	15.27	15.27
ELECT.CHARGES ABOVE 1000 UNIT	P/UNIT	17.41	17.41	17.41	17.41	17.41	17.41	17.41	17.41	17.41	17.41
ELEC	PM	10.03	10.03	10.03	10.03	10.03	10.03	10.03	10.03	10.03	10.03
GAS CHR G upto 3.3719 MMBUT	MMBTU	124.18	124.18	0.00	124.18	124.18	0.00	0.00	0.00	0.00	124.18
GAS CHR G 3.3719 - 6.7438 MMBUT	MMBTU	248.37	248.37	0.00	248.37	248.37	0.00	0.00	0.00	0.00	248.37
GAS CHR G 6.7438 - 10.1157 MMBUT	MMBTU	248.37	248.37	0.00	248.37	248.37	0.00	0.00	0.00	0.00	248.37
GAS CHR G 10.1157 - 13.4876 MMBUT	MMBTU	620.91	620.91	0.00	620.91	620.91	0.00	0.00	0.00	0.00	620.91
GAS	PM	620.91	620.91	0.00	620.91	620.91	0.00	0.00	0.00	0.00	620.91
GAS	PM	372.55	372.55	0.00	372.55	372.55	0.00	0.00	0.00	0.00	372.55
KEROSENE OIL	LTR	129.00	128.00	120.00	120.00	117.00	130.00	130.00	130.00	125.00	117.50
FIREWOOD WHOLE	40 KG.	387.50	480.00	350.00	475.00	575.00	350.00	400.00	400.00	400.00	350.00
CHAIR SHESHAM WOOD WITH ARMS **	EACH	1600.00	1025.00	2250.00	1450.00	1150.00	1650.00	1650.00	875.00	1250.00	1550.00
CHAIR PLASTIC (CHAIRMAN) AVERAGE QUALITY	EACH	915.00	637.50	700.00	500.00	550.00	600.00	700.00	587.50	950.00	600.00
TABLE SHESHAM WOOD (4X2X5") ***	EACH	6000.00	5500.00	4000.00	5000.00	5500.00	3450.00	3500.00	4500.00	4500.00	6000.00
SOFASET WOODEN WITH FOAM SEAT **	SET	16250.00	14500.00	16500.00	16250.00	22000.00	8500.00	8500.00	10000.00	12000.00	12000.00
COT IRON (WITH NIWAR)AV.QLTY.	EACH	2150.00	1675.00	1750.00	1712.50	2600.00	2350.00	2400.00	1600.00	2000.00	2300.00
ALMIRAH (STEEL) 6'X3' 20 GUAGE	EACH	14000.00	8625.00	9200.00	8750.00	9000.00	10000.00	9500.00	6750.00	11000.00	13000.00
DINNING TABLE 6 CHAIRS A.QLTY	SET	16000.00	11500.00	14000.00	18625.00	13000.00	18000.00	19000.00	11000.00	10500.00	15500.00
SINGLE BED WITHOUT FOAM MED.	EACH	3750.00	3400.00	5000.00	4500.00	6500.00	3600.00	3600.00	4500.00	8000.00	5750.00
MATRESS SINGLE(4"THICK)	EACH	4600.00	4200.00	3350.00	3800.00	3750.00	3000.00	3000.00	3200.00	4000.00	5000.00
FARSHI DARI 12'X9' AV.QLTY	EACH	1400.00	1250.00	975.00	1450.00	1000.00	500.00	500.00	1000.00	2300.00	1150.00
DARI COTTON (6'x2 1/2') AV.QL	EACH	300.00	365.00	325.00	1175.00	475.00	383.33	300.00	500.00	1200.00	425.00
CARPET PLAIN AV. QLTY	SQFT.	47.50	42.50	35.00	45.00	61.25	48.67	50.00	35.00	35.00	37.50
QUILT (LIHAF) 3 KG. COTTON	EACH	850.00	900.00	600.00	650.00	700.00	550.00	500.00	600.00	800.00	575.00
BLANKET (90" x 54")	EACH	3000.00	2700.00	2650.00	4650.00	2000.00	2500.00	2900.00	2000.00	2500.00	3100.00
BEDSHEET SINGLE BED SUP.QLTY	EACH	525.00	387.50	425.00	650.00	575.00	400.00	350.00	500.00	800.00	550.00
BED SHEET DOUBLE WITH TWO PILLOW COVERS SUP QLTY	SET	2100.00	1025.00	1075.00	1250.00	575.00	550.00	490.00	550.00	975.00	800.00
TOWEL(3'x2') AV. QALTY	EACH	475.00	250.00	245.00	250.00	150.00	200.00	200.00	206.25	275.00	120.00
CEILING FAN 48" SUPER QLTY **	EACH	2895.00	3500.00	2850.00	2325.00	2650.00	3700.00	3600.00	2400.00	2850.00	3150.00
PEDESTAL FAN 22" SUPER QLTY	EACH	4390.00	3912.50	4000.00	3525.00	3600.00	3500.00	3500.00	3500.00	3350.00	4100.00
REFG. DAWLENCE 10 CFT. D.DOOR	EACH	29900.00	28000.00	33500.00	26125.00	26000.00	32000.00	33000.00	24500.00	38000.00	32000.00
D-FREEZER WAVES 8 CFT.	EACH	28600.00	27500.00	31000.00	30000.00	25000.00	28000.00	30000.00	23500.00	34000.00	25500.00
AIRCONDITIONER 1.5 TON PEL	EACH	40000.00	45000.00	44000.00	44000.00	39500.00	43500.00	43300.00	40000.00	46000.00	44500.00
SPLIT AIR CONDITIONER 1.5 TON (SPECIFY BRAND NAME)	EACH	43000.00	43500.00	43000.00	44000.00	40000.00	45000.00	44500.00	36000.00	40000.00	44000.00
AIRCOOLER SUPER ASIA	EACH	10500.00	9500.00	14000.00	9500.00	11500.00	9500.00	9500.00	10500.00	10500.00	10000.00
WASHING MACHINE SINGER	EACH	15150.00	14700.00	14700.00	14700.00	15000.00	14700.00	14700.00	14700.00	14700.00	14700.00
SEWING MACHINE(SINGER)	EACH	5650.00	5210.00	5210.00	5700.00	5210.00	5210.00	5210.00	5210.00	5210.00	5210.00
GIZER LARGE SIZE 30 GALLON CAPACITY SUP QLTY	EACH	19100.00	15200.00	15800.00	14750.00	12500.00	10000.00	10000.00	12000.00	17000.00	14750.00
GAS BURNER DOUBLE SPFY.BRAND	EACH	1725.00	2200.00	1800.00	1500.00	1250.00	1100.00	1200.00	2200.00	2000.00	1300.00
ELECT. IRON PHILIPS MDL.1120	EACH	1650.00	1500.00	1000.00	1500.00	1150.00	1100.00	1200.00	1200.00	1200.00	1450.00
ELECTRIC JUICER FOR APPLE	EACH	4000.00	4500.00	3625.00	3375.00	3800.00	3600.00	3600.00	3500.00	2500.00	3800.00
S.STEEL DEGHCHI MEDIUM SIZE ***	EACH	450.00	530.00	500.00	575.00	500.00	583.33	600.00	500.00	600.00	575.00
ALUMINIUM COOKING PAN (DEGCHI) MED SIZE	EACH	350.00	505.00	425.00	725.00	425.00	455.00	500.00	400.00	600.00	425.00
NON STICK COOKING PAN (DEGCHI) SUP. QLTY	EACH	583.33	550.00	525.00	675.00	350.00	575.00	600.00	345.00	400.00	450.00
FRYING PAN S.STEEL AVG. QLTY MED. SIZE	EACH	337.50	450.00	352.50	275.00	260.00	200.00	200.00	200.00	400.00	300.00
TAWA IORN (MEDIUM SIZE) AVG. QLTY	EACH	337.50	532.50	355.00	325.00	200.00	245.00	250.00	200.00	350.00	300.00
S.STEEL PLATE A.QLTY.(M.SIZE)	EACH	75.00	65.00	55.00	65.00	85.00	80.00	80.00	82.50	100.00	65.00
TABLE SPOON S.STEEL SUP.QLTY.	DOZEN	300.00	470.00	265.00	550.00	325.00	220.00	235.00	300.00	300.00	420.00
WATER SET JUG+6 GLASSES (OMROC)	SET	450.00	422.50	500.00	437.50	340.00	370.00	400.00	750.00	900.00	400.00
TEA SET PAK. CHINAWARE 21 PCS.	SET	1900.00	1175.00	1550.00	2125.00	1100.00	850.00	900.00	1800.00	1200.00	1950.00
DINNER SET PLASTIC 72 PIECES SUPERIOR QLTY	SET	5250.00	3625.00	3250.00	3625.00	4750.00	2000.00	2000.00	3000.00	1900.00	4200.00
HOTPOT SET PLASTIC 3 PCS.	SET	1500.00	1437.50	1025.00	1775.00	1050.00	800.00	800.00	1150.00	1300.00	1500.00
BUCKET(BALTI) PLASTIC MED.SIZ	EACH	375.00	375.00	290.00	275.00	285.00	360.00	350.00	272.50	300.00	275.00

Contd.

7.11 Intercity Consumer Prices March, 2014

Description	Unit	Abbott-abad	Bannu	D.J. Khan	Mingora	Quetta	Turbat	Gawadar	Loralai	Khuz-dar	D.M. Jamali
LOTA PLASTIC (MED SIZE) AVERAGE QUALITY	EACH	47.50	27.50	35.00	55.00	32.50	60.00	55.00	35.00	50.00	60.00
PRESURE COOKER 4 LTR.	EACH	875.00	1400.00	1100.00	1125.00	1100.00	850.00	900.00	1400.00	1200.00	1225.00
WATER COOLER 9/10 LTR.PLASTIC ***	EACH	575.00	450.00	600.00	600.00	500.00	435.00	400.00	550.00	500.00	850.00
THERMOS STARVAC 1 LTR	EACH	450.00	370.00	500.00	650.00	375.00	450.00	455.00	425.00	500.00	350.00
BULB PHILIPS 100-WATTS	EACH	28.75	30.00	25.00	25.00	30.00	30.00	30.00	25.00	30.00	25.00
TUBE LIGHT PHILIPS 40 WATTS	EACH	110.00	95.00	95.00	120.00	100.00	125.00	120.00	110.00	100.00	95.00
ELECTRIC BLUBS "0" WATTE LOCAL	EACH	20.00	20.00	20.00	25.00	20.00	20.00	20.00	20.00	20.00	20.00
ELECTRIC BLUB ENERGY SAVER 14 WATTS	EACH	165.00	160.00	150.00	175.00	180.00	140.00	130.00	140.00	150.00	180.00
WASHING SOAP 250 GMS SPECIFY BRAND NAME	EACH	40.00	35.00	30.00	33.75	30.00	20.00	25.00	29.50	30.00	25.00
SURF EXCEL 400 GMS POLY BAG	EACH	125.00	125.00	125.00	125.00	125.00	125.00	125.00	125.00	125.00	125.00
WASHING POWDER 1000 GRM	EACH	180.00	175.00	175.00	175.00	175.00	175.00	175.00	175.00	175.00	180.00
WASHING POWDER (WHEEL/ BONUS) 100 GRAMS	EACH	85.00	95.00	85.00	85.00	85.00	85.00	85.00	90.00	85.00	90.00
CLEANSER POWDER VIM 1000 GM	PKT.	72.22	72.22	66.67	66.67	66.67	72.22	72.22	66.67	66.67	66.67
FINIS 500 ML	BOTTLE	165.00	120.00	110.00	110.00	187.50	110.00	110.00	123.75	170.00	165.00
PHNYLE TYPHONE/FINIS/CARRANITE 3 LITRES	BOTTLE	125.00	110.00	130.00	120.00	120.00	120.00	120.00	130.00	150.00	115.00
HARPIC	BOTTLE	125.00	125.00	125.00	125.00	125.00	125.00	125.00	125.00	125.00	125.00
BOOT POLISH CHERRY/KIWI 50ML	EACH	88.89	80.00	80.00	80.00	80.00	80.00	80.00	80.00	80.00	80.00
ROBIN BLUE (35 GRAMS)	PKT.	25.00	30.00	28.00	30.00	35.00	25.00	30.00	30.00	25.00	25.00
TISSU PAPER PERFUMED 100 PCS.	PKT	105.00	80.00	90.00	90.00	100.00	80.00	80.00	118.75	105.00	90.00
TOILET PAPER ROLL (R.PETEL)	P/ROLL	35.00	35.00	35.00	27.50	35.00	30.00	30.00	30.00	40.00	35.00
BOOT POLISH LIQUID CHEERY BLOSSOM KIWI 75 ML	BOTTLE	120.00	120.00	120.00	120.00	120.00	120.00	120.00	120.00	120.00	120.00
MATCH BOX SMALL	EACH	1.00	1.50	1.00	1.00	1.00	2.00	2.00	1.50	1.50	1.50
DRY CELL 1.5 VOLT(LOCAL)	EACH	20.00	21.00	20.00	20.00	15.00	17.50	15.00	17.50	22.00	20.00
HAND STITCHING NEEDLE M.SIZE	PACKET	9.00	6.00	6.00	5.00	5.00	8.00	8.00	6.00	10.00	5.00
SEWING MACHINE NEEDLE (SINGER)	EACH	7.50	5.00	5.00	5.00	5.00	6.00	6.00	5.00	6.00	5.00
HOUSEHOLD SERVANT FEMALE P/T	P/MNTH	2100.00	1500.00	2000.00	2750.00	1350.00	4000.00	4000.00	1500.00	3000.00	900.00
MARRIAGE HALL WITH FURNITURE	P/HEAD	105.00	80.00	70.00	60.00	80.00	50.00	50.00	50.00	50.00	50.00
SEPTRAN TABLETS	10TAB.	15.00	15.00	15.00	15.00	15.00	15.00	15.00	15.00	15.00	15.00
BRUFEN TABS 200-MG.	10TAB.	10.00	10.00	10.00	10.00	10.00	10.00	10.00	10.00	10.00	10.00
PANADOL TAB. EXTRAPLAIN	10TAB.	10.00	10.00	10.00	10.00	10.00	10.00	10.00	10.00	10.00	10.00
DISPRIN TAB.	10TAB.	10.00	10.00	10.00	10.00	10.00	10.00	10.00	10.00	10.00	10.00
TRISIL TAB.	10 TAB	10.00	10.00	10.00	10.00	10.00	10.00	10.00	10.00	10.00	10.00
FLAGYL TAB. 200 MG.	10TAB.	10.00	10.00	10.00	10.00	10.00	10.00	10.00	10.00	10.00	10.00
VENTOLIN TAB. 2MG.	10TAB.	9.00	9.00	9.00	9.00	9.00	9.00	9.00	9.00	9.00	9.00
DAONIL TAB. 5 MG.	10TAB.	17.00	17.00	17.00	17.00	17.00	17.00	17.00	17.00	17.00	17.00
ENTOX TAB.	10TAB.	10.00	10.00	10.00	10.00	10.00	10.00	10.00	10.00	10.00	10.00
RENITEC TAB. 5 MG.	10TAB.	59.00	59.00	59.00	59.00	59.00	59.00	59.00	59.00	59.00	59.00
CAC. 1000 TAB	BOTTLE	122.00	122.00	122.00	122.00	122.00	122.00	122.00	122.00	122.00	122.00
AMOXIL CAPSOLE 250 MG.S	10CAP.	36.00	36.00	36.00	36.00	36.00	36.00	36.00	36.00	36.00	36.00
CALCIUM SYRUP SANDOZ	BOTTLE	64.00	64.00	64.00	64.00	64.00	64.00	64.00	64.00	64.00	64.00
LEDERPLEX SYRUP	BOTTLE	35.00	35.00	35.00	35.00	35.00	35.00	35.00	35.00	35.00	35.00
SANCOS SYRUP (50 ML.)	BOTTLE	30.00	30.00	30.00	30.00	30.00	30.00	30.00	30.00	30.00	30.00
PHENERGAN SYRUP 120 ML.	BOTTLE	33.00	33.00	33.00	33.00	33.00	33.00	33.00	33.00	33.00	33.00
CALPOL SYRUP 60 ML.	BOTTLE	28.00	28.00	28.00	28.00	28.00	28.00	28.00	28.00	28.00	28.00
HYDRYLLIN SYRUP 120 ML.	BOTTLE	59.00	59.00	59.00	59.00	59.00	59.00	59.00	59.00	59.00	59.00
POLYFAX EYE OINTMENT	TUBE	21.00	21.00	21.00	21.00	21.00	21.00	21.00	21.00	21.00	21.00
BETNESOL EYE DROPS	BOTTLE	30.00	30.00	30.00	30.00	30.00	30.00	30.00	30.00	30.00	30.00
EAR DROPS (CARDISPORINE) ***	BOTTLE	21.00	21.00	21.00	21.00	21.00	21.00	21.00	21.00	21.00	21.00
BETNOVATE-N OINTMENT 5 GMS	TUBE	16.00	16.00	16.00	16.00	16.00	16.00	16.00	16.00	16.00	16.00
BURNOL CREAM 30 GRM	TUBE	16.00	16.00	16.00	16.00	16.00	16.00	16.00	16.00	16.00	16.00
VICKS VAPORUB/BALM	BOTTLE	36.00	36.00	36.00	36.00	36.00	36.00	36.00	36.00	36.00	36.00
GLYCRINE SMALL BOTTLE	BOTTLE	25.00	25.00	15.00	20.00	30.00	20.00	20.00	20.00	25.00	15.00
JOUHAR JOSHANDA	PKT.	6.00	6.00	6.00	6.00	6.00	6.00	6.00	6.00	6.00	6.00
GALXOS-D (450 GRMS)	PKT.	151.88	151.88	151.88	151.88	151.88	151.88	151.88	151.88	151.88	151.88

Contd.

7.11 Intercity Consumer Prices March, 2014

Description	Unit	Abbott-abad	Bannu	D.J. Khan	Mingora	Quetta	Turbat	Gawadar	Loralai	Khuz-dar	D.M. Jamali
GRIFE-WATER WOODWARDS	BOTTLE	50.00	50.00	50.00	50.00	50.00	50.00	50.00	50.00	50.00	50.00
SANIPLAST ONE PUTTY	EACH	1.43	2.00	2.00	1.50	1.00	3.00	3.00	2.00	2.00	1.45
O.R.S. (NIMCOL)	PKT.	15.00	15.00	15.00	15.00	15.00	15.00	15.00	15.00	15.00	15.00
DETTOL (MEDIUM)	BOTTLE	46.80	46.80	46.80	46.80	46.80	46.80	46.80	46.80	46.80	46.80
COTTON BANDAGE 2" - 4"	EACH	10.50	8.00	5.50	6.00	8.00	15.00	15.00	13.00	12.00	10.00
THERMOMETER CHINA	EACH	47.50	40.00	45.00	35.00	35.00	50.00	50.00	35.00	50.00	40.00
DOCTOR (MBBS) CLINIC FEE	P/PAT.	150.00	125.00	200.00	200.00	200.00	250.00	300.00	200.00	200.00	90.00
URINE TEST (DR) CHARGES	P/TEST	60.00	90.00	120.00	70.00	80.00	250.00	250.00	100.00	100.00	85.00
BLOOD TEST (CP) CHARGES	P/TEST	100.00	170.00	130.00	250.00	200.00	350.00	350.00	200.00	125.00	225.00
SUGAR TEST (RANDOM/FASTING BOTH) CHARGES	P/TEST	100.00	90.00	140.00	90.00	175.00	300.00	300.00	150.00	150.00	200.00
ECG CHARGES	P/TEST	250.00	243.75	250.00	150.00	175.00	400.00	400.00	200.00	300.00	150.00
X-RAY (CHEST) CHARGES	P/X-RAY	200.00	150.00	225.00	150.00	300.00	350.00	350.00	250.00	230.00	275.00
CAR SUZUKI 800 CC (W/O. A/C)	EACH	680000.00	0.00	642000.00	0.00	0.00	0.00	0.00	0.00	0.00	0.00
CAR SUZUKI 1000 CC	EACH	1060000.00	0.00	1044000.00	0.00	1044000.00	0.00	0.00	0.00	0.00	0.00
CAR TOYOTA 1300 CC	EACH	1590000.00	0.00	1750500.00	0.00	1568000.00	0.00	0.00	0.00	0.00	0.00
CAR HONDA CIVIC	EACH	2180000.00	0.00	0.00	0.00	1986000.00	0.00	0.00	0.00	0.00	0.00
MOTORCYCLE HONDA CD-70.	EACH	68500.00	68500.00	69900.00	68000.00	69500.00	68000.00	68000.00	68000.00	0.00	70000.00
MOTORCYCLE YAMAHA 100CC.	EACH	79300.00	82000.00	79300.00	0.00	80600.00	79300.00	79300.00	79300.00	0.00	0.00
MOTOR CYCLE HERO 70 CC	EACH	46000.00	43000.00	44500.00	45500.00	50000.00	50000.00	0.00	50000.00	0.00	0.00
BICYCLE WITH TYRES & TUBES	EACH	7200.00	7900.00	6825.00	6500.00	7062.50	6000.00	6000.00	7000.00	0.00	6500.00
TYRE CAR WITH TUBE GENERAL	EACH	3350.00	4500.00	3500.00	2975.00	3250.00	3500.00	3500.00	2300.00	3000.00	3000.00
TYRE MOTOR CYCLE WITHOUT TUBE	EACH	1500.00	1300.00	1000.00	1237.50	1050.00	1250.00	1250.00	1100.00	1250.00	0.00
TYRE CYCLE SPECIFY BRAND NAME	EACH	330.00	545.00	310.00	425.00	350.00	300.00	300.00	300.00	450.00	475.00
TYRE CAR W/O TUBE	EACH	3300.00	4200.00	3600.00	2912.50	3200.00	3200.00	3200.00	2000.00	6000.00	2700.00
PETROL SUPER	LITRE	110.03	110.03	110.03	110.03	110.03	110.03	110.03	110.03	110.03	110.03
HIGH SPEED DIESEL HSD	LITRE	116.75	116.75	116.75	116.75	116.75	116.75	116.75	116.75	116.75	116.75
CNG	K.G.	0.00	0.00	0.00	74.25	74.25	0.00	0.00	0.00	0.00	74.25
GAS CYLINDER STAND. SIZE	EACH	1600.00	1450.00	1450.00	1435.50	1560.00	1230.00	1230.00	1612.50	1500.00	2450.00
MOTOR CYCLE SERVICE CHARGES	EACH	300.00	300.00	275.00	250.00	275.00	200.00	200.00	200.00	300.00	200.00
CAR SERVICE CHARGES	EACH	400.00	0.00	400.00	275.00	450.00	275.00	400.00	300.00	400.00	300.00
TYRE PUNCTURE CHARGES	EACH	75.00	62.50	50.00	55.00	45.00	80.00	75.00	30.00	75.00	65.00
CYCLE OVERHAULING CHARGES	EACH	275.00	500.00	250.00	250.00	190.00	150.00	155.00	110.00	200.00	100.00
CAR TAX FOR 800CC TO 1300CC	YEARLY	937.50	937.50	937.50	937.50	500.00	500.00	500.00	500.00	500.00	500.00
TRAIN FARE ECO. 1-100 KM.	P/KM.	0.71	0.71	0.00	0.00	0.71	0.00	0.71	0.00	0.00	0.71
TRAIN FARE ECO. 101-500 KM.	P/KM.	1.02	1.02	0.00	0.00	1.02	0.00	1.02	0.00	0.00	1.02
TRAIN FARE ECO. > 500 KM.	P/KM.	0.93	0.93	0.00	0.00	0.93	0.00	0.93	0.00	0.00	0.93
TRAIN FARE IST SLP. 1-100KM	P/KM.	2.18	2.18	0.00	0.00	2.18	0.00	2.18	0.00	0.00	2.18
TRAIN FARE IST SLP. 101-500 KM	P/KM.	2.69	2.69	0.00	0.00	2.69	0.00	2.69	0.00	0.00	2.69
TRAIN FARE IST SLP. > 500 KM	P/KM.	2.07	2.07	0.00	0.00	2.07	0.00	2.07	0.00	0.00	2.07
TRAIN FARE A/C SLP. 1-100KM.	P/KM.	5.99	5.99	0.00	0.00	5.99	0.00	5.99	0.00	0.00	5.99
TRAIN FARE A/C SLP.101-500KM	P/KM.	4.77	4.77	0.00	0.00	4.77	0.00	4.77	0.00	0.00	4.77
TRAIN FARE A/C SLP > 500KM.	P/KM.	4.32	4.32	0.00	0.00	4.32	0.00	4.32	0.00	0.00	4.32
PLATFORM TICKET	EACH	10.00	10.00	0.00	0.00	10.00	0.00	10.00	0.00	0.00	10.00
AUTO RICKSHAW FARES	KM/MIN	50.00	45.00	40.00	50.00	65.00	40.00	72.50	50.00	65.00	40.00
FULL TONGA CHARGES	KM/MIN	60.00	40.00	0.00	0.00	80.00	0.00	0.00	50.00	0.00	0.00
TAXI 4 SEATER FARE	KM/MIN	65.00	50.00	100.00	75.00	60.00	60.00	60.00	60.00	60.00	60.00
BUS FARE MIN (WITHIN CITY)	TICKET	10.00	0.00	0.00	0.00	20.00	0.00	0.00	0.00	0.00	0.00
BUS FARE MAX (WITHIN CIT	TICKET	10.00	25.00	0.00	0.00	20.00	0.00	0.00	0.00	0.00	0.00
BUS FARE OUTSIDE CITY	P/KM.	0.93	0.93	0.93	0.93	0.90	0.90	0.90	0.90	0.90	0.90
A/C BUS FARE OUTSIDE CITY	P/KM.	1.60	1.45	1.50	1.50	1.60	1.60	1.60	1.60	1.60	1.60
MINIBUS FARE MIN.WITH IN CITY	TICKET	0.00	0.00	0.00	0.00	20.00	0.00	35.00	0.00	0.00	0.00
MINIBUS FARE MAX.WITH IN CITY	TICKET	0.00	0.00	0.00	0.00	20.00	0.00	0.00	0.00	0.00	0.00
SUZUKI FARE MIN.WITH IN CITY	TICKET	10.00	0.00	10.00	10.00	0.00	0.00	0.00	0.00	0.00	0.00
SUZUKI FARE MAXIMUM W.IN CITY	TICKET	13.00	0.00	15.00	15.00	0.00	0.00	30.00	0.00	0.00	0.00

Contd.

7.11 Intercity Consumer Prices March, 2014

Description	Unit	Abbott-abad	Bannu	D.J. Khan	Mingora	Quetta	Turbat	Gawadar	Loralai	Khuz-dar	D.M. Jamali
AIR FARE ECONOMY CLASS.	P/KM.	0.00	0.00	0.00	0.00	16.41	16.41	16.41	0.00	16.41	0.00
POSTAL ENVELOPE DOMESTIC	EACH	8.00	8.00	8.00	8.00	8.00	8.00	8.00	8.00	8.00	8.00
ENVELOPE FOR SAUDI ARABIA	EACH	50.00	50.00	50.00	50.00	50.00	45.00	45.00	45.00	50.00	45.00
POSTAL REGISTRATION CHARGES	EACH	28.00	28.00	28.00	28.00	28.00	28.00	28.00	28.00	28.00	28.00
U.M.S. REG CHARGES MIN.	EACH	58.00	58.00	58.00	58.00	59.00	58.00	58.00	58.00	58.00	58.00
T.C.S. CH. MIN.WITH IN ZONE	EACH	110.00	110.00	110.00	95.00	110.00	110.00	110.00	110.00	110.00	110.00
TELEPHONE CHARGES LOCAL CALL	P/CALL	3.94	3.94	3.94	3.94	3.94	3.94	3.94	3.94	3.94	3.94
TEL CHARGES OUT SIDE CITY	P/CALL	3.94	3.94	3.94	3.94	3.94	3.94	3.94	3.94	3.94	3.94
INTERNET CHARGES	PHOUR	30.00	25.00	42.50	30.00	25.00	30.00	30.00	38.75	20.00	20.00
MOBILE CELL CHARGES	P/UNIT	4.00	2.88	2.50	2.50	3.00	3.00	3.00	3.00	4.00	3.00
FAX CHARGES (LOCAL)	P/PAGE	17.50	15.00	15.00	10.00	15.00	25.00	25.00	20.00	20.00	15.00
TELEPHONE SET AV. QLTY	EACH	1200.00	1012.50	1300.00	1037.50	575.00	750.00	800.00	675.00	500.00	550.00
MOBILE SET NOKIA/SONY/ERICSON/SAMSUNG WITHOUT CAMERA	EACH	3400.00	2500.00	2250.00	2487.50	3000.00	2000.00	2100.00	2750.00	3000.00	3750.00
T.V. 20" COLORED WEGA H-A21.	EACH	20000.00	21500.00	20000.00	24500.00	18000.00	17000.00	17000.00	18000.00	17500.00	20000.00
T.V. 20" COLOR CHINA(KORIA)	EACH	10500.00	9000.00	9550.00	8125.00	13000.00	8000.00	8000.00	12000.00	8500.00	16500.00
V.C.P. PANASONIC/LG/NAT	EACH	6500.00	6500.00	5000.00	0.00	6900.00	4500.00	0.00	6000.00	0.00	6500.00
DVD/VCD PLAYER PANASONIC/LG	EACH	4600.00	2500.00	5500.00	3000.00	5200.00	3000.00	0.00	4800.00	3000.00	4750.00
RADIO WITH C.PLAYER NATIONAL	EACH	2800.00	2175.00	1900.00	1450.00	1950.00	1600.00	1675.00	2000.00	1900.00	1650.00
PERSONNEL COMPUTER (BRANDED)	EACH	35000.00	52000.00	41500.00	33500.00	42000.00	28000.00	28000.00	28000.00	28000.00	28000.00
VID. CASSETTE BLK. TDK/SONY	EACH	150.00	110.00	100.00	125.00	155.00	150.00	150.00	150.00	0.00	0.00
COM. C.D. (TDK/IIMATION)	EACH	50.00	65.00	50.00	50.00	72.50	60.00	35.00	70.00	50.00	65.00
TAPE RECORDER CASSETTE BLANK	EACH	50.00	25.00	42.50	70.00	40.00	35.00	37.50	35.00	45.00	30.00
VIDEO GAME SEGA 16 BYTE	EACH	1800.00	1450.00	1475.00	0.00	1150.00	900.00	900.00	1250.00	1000.00	0.00
CINEMA A/C. HIGH CLASS	TICKET	0.00	0.00	0.00	0.00	0.00	0.00	0.00	0.00	0.00	0.00
CINEMA NON-A/C HIGH CLASS	TICKET	30.00	40.00	50.00	100.00	150.00	0.00	0.00	20.00	0.00	0.00
CABLE CHARGES	PER MONT	250.00	300.00	250.00	200.00	400.00	350.00	300.00	300.00	300.00	250.00
TV.LICENCE FEE DOMESTIC	YEARLY	420.00	420.00	420.00	420.00	420.00	420.00	420.00	420.00	420.00	420.00
ENGLISH BOOK CLASS V1	EACH	69.00	69.00	69.00	69.00	47.00	47.00	47.00	47.00	47.00	47.00
ENGLISH BOOK CLASS IX OR X	EACH	55.00	55.00	55.00	55.00	72.00	72.00	72.00	72.00	72.00	72.00
ENG. BOOK IST.YR COMPLETE SET	EACH	80.00	80.00	80.00	80.00	65.00	65.00	65.00	65.00	65.00	65.00
ENGLISH BOOK BA/B.SC	EACH	120.00	120.00	120.00	120.00	175.00	175.00	175.00	175.00	175.00	175.00
URDU BOOK CLASS V (T.B.BORD)	EACH	93.00	93.00	93.00	93.00	48.00	48.00	48.00	48.00	48.00	48.00
URDU BOOK CLASS IX(X)(T.B.B)	EACH	57.50	57.50	57.50	57.50	83.00	83.00	83.00	83.00	83.00	83.00
URDU BOOK IST.YEAR/INTER	EACH	76.00	76.00	76.00	76.00	85.00	85.00	85.00	85.00	85.00	85.00
URDU BOOK BA/B.SC	EACH	160.00	160.00	160.00	160.00	175.00	175.00	175.00	175.00	175.00	175.00
MATHS BOOK CALSS V (T.B.B)	EACH	94.00	94.00	94.00	94.00	55.00	55.00	55.00	55.00	55.00	55.00
MATHS BOOK CLASS IX OR X	EACH	116.00	116.00	116.00	116.00	117.00	117.00	117.00	117.00	117.00	117.00
MATHS BOOK IST.YEAR (T.B.B)	EACH	160.00	160.00	160.00	160.00	138.00	138.00	138.00	138.00	138.00	138.00
PAKISTAN STUDIES BOOK BA/B.SC	EACH	95.00	95.00	95.00	95.00	300.00	300.00	300.00	300.00	300.00	300.00
DAILY "DAWN"	P/COPY	19.00	19.00	19.00	19.00	19.00	19.00	19.00	19.00	19.00	19.00
DAILY "JANG"	P/COPY	12.00	12.00	12.00	12.00	12.00	12.00	12.00	12.00	12.00	12.00
DAILY "NAWA-E-WAQT"	P/COPY	12.00	12.00	12.00	12.00	12.00	12.00	12.00	12.00	12.00	12.00
WEEKLY "AKHBAR-E-JAHAN"	P/COPY	55.00	55.00	55.00	55.00	55.00	55.00	55.00	55.00	55.00	55.00
WEEKLY "MAG"	P/COPY	45.00	45.00	45.00	45.00	45.00	45.00	45.00	45.00	45.00	45.00
MONTHLY "NAUHEHAL DIGEST"	P/COPY	35.00	35.00	35.00	35.00	35.00	35.00	35.00	35.00	35.00	35.00
PAPER FOOL.SCAPE (27"x17")	QUIRE	37.50	30.00	47.50	25.00	27.50	25.00	25.00	35.00	50.00	35.00
EXERCISE.BOOK LINED 80/100 PGS	EACH	58.75	47.50	45.00	57.50	37.50	40.00	40.00	47.50	50.00	27.50
PENCIL.GOLDFISH/DEER	EACH	5.25	5.00	5.00	5.00	5.00	5.00	5.00	5.00	5.00	4.25
PEN INK DOLLOR 57 ML BOTTLE	EACH	20.00	20.00	20.00	20.00	20.00	20.00	20.00	20.00	20.00	20.00
PHOTOSTATE PAPER 70 GM	PRT	320.00	282.50	350.00	345.00	355.00	530.00	550.00	260.00	400.00	347.50
BALL PEN (local)	EACH	7.00	5.00	5.00	5.00	5.00	7.00	7.00	5.00	5.00	5.00
FOUNTAIN PEN HERO/WINGS/CHINA	EACH	55.00	35.00	40.00	45.00	35.00	35.00	40.00	35.00	30.00	37.50
PRIVATE SCHOOL FEE ENGLISH MEDIUM AVERAGE STANDARD (CLASS I)	PER MONTH	1387.50	500.00	425.00	675.00	750.00	460.00	550.00	500.00	300.00	300.00
PRIVATE SCHOOL FEE ENGLISH MEDIUM AVERAGE STANDARD (CLASS V)	PER MONTH	1587.50	600.00	550.00	900.00	850.00	600.00	600.00	700.00	560.00	450.00

Contd.

7.11 Intercity Consumer Prices March, 2014

Description	Unit	Abbott- abad	Bannu	D.J. Khan	Mingora	Quetta	Turbat	Gawadar	Loralai	Khuz-dar	D.M. Jamali
PRIVATE SCHOOL FEE ENGLISH MEDIUM AVERAGE STANDARD (CLASS VI)	PER MONTH	1587.50	700.00	1675.00	900.00	1200.00	700.00	800.00	1000.00	675.00	500.00
PRIVATE SCHOOL FEE ENGLISH MEDIUM AVERAGE STANDARD (CLASS X)	PER MONTH	2087.50	800.00	925.00	1250.00	1400.00	800.00	850.00	1200.00	635.00	550.00
PRIVATE MEDICAL COLLEGE FEE MBBS (1ST YEAR)	PER MONTH	31233.33	0.00	0.00	0.00	0.00	0.00	0.00	0.00	0.00	0.00
PRIVATE ENGINEERING COLLEGE FEE (1STR YEAR)	PER MONTH	0.00	0.00	0.00	0.00	5700.00	0.00	0.00	0.00	0.00	0.00
GOVT. COLLEGE FEE 1ST YEAR	MONTH	31.25	41.67	35.42	31.25	60.00	7.50	7.50	7.50	7.50	7.00
GOVT. COLLEGE FEE 4TH YEAR	MONTH	39.59	50.00	39.59	39.59	80.00	9.00	9.00	9.00	9.00	9.00
GOVT. UNIVERSITY FEE MSC.	MONTH	539.58	620.00	540.00	540.00	350.00	350.00	350.00	350.00	350.00	350.00
GOVT. MED. COLLEGE FEE MBBS	MONTH	641.66	0.00	641.66	641.66	950.00	0.00	950.00	0.00	0.00	950.00
GOVT. ENGG. COLL. FEE 1 YEAR	MONTH	0.00	0.00	360.00	0.00	850.00	0.00	3850.00	0.00	850.00	850.00
COACHING FEE FOR CLASS IX/X	PER MONTH	1200.00	650.00	1000.00	1750.00	600.00	600.00	600.00	600.00	600.00	600.00
COACHING CHARGES FOR CLASS 1ST YEAR/INTER (SCIENCE)	PER MONTH	1500.00	675.00	1100.00	2875.00	1000.00	0.00	600.00	0.00	0.00	850.00
COACHING CHARGES FOR CLASS 1ST YEAR/INTER (COMMERCE)	PER MONTH	1000.00	675.00	1000.00	950.00	1000.00	0.00	600.00	0.00	0.00	920.00
I.T. TUITION FEES	PER MONTH	4166.00	2400.00	2100.00	0.00	1800.00	0.00	920.00	0.00	0.00	0.00
MBA TUITION FEES	PER MONTH	3000.00	2800.00	2100.00	0.00	0.00	0.00	0.00	0.00	0.00	0.00
BREAD TANDOORI ST. SIZE	EACH	10.00	10.00	6.00	10.00	10.00	10.00	10.00	10.00	10.00	10.00
COOKED MUTTON (AV. HOTEL)	PLATE	117.50	140.00	140.00	135.00	150.00	120.00	150.00	200.00	180.00	90.00
COOKED BEEF (AV. HOTEL)	PLATE	72.50	80.00	100.00	105.00	80.00	90.00	120.00	120.00	150.00	65.00
COOKED DAL (AV. HOTEL)	PLATE	55.00	45.00	70.00	45.00	60.00	60.00	60.00	50.00	50.00	40.00
CHICKEN BIRYANI FULL/DOUBLE	PLATE	140.00	120.00	145.00	190.00	150.00	120.00	130.00	100.00	85.00	80.00
TEA PREPARED (ORDINARY)	CUP	17.50	15.00	15.00	17.50	20.00	10.00	10.00	20.00	17.50	20.00
HAIRCUT CHARGES FOR MEN	PICUT	65.00	57.50	45.00	70.00	80.00	75.00	75.00	60.00	55.00	55.00
BEAUTY PORL HAIR STYL CHARGE	PISTY.	350.00	150.00	140.00	450.00	243.75	275.00	300.00	250.00	250.00	150.00
SHAVING CHARGES	PER SHV	25.00	37.50	32.50	45.00	40.00	35.00	35.00	40.00	30.00	25.00
LIPSTICK S.MISS/MEDORA	EACH	100.00	90.00	100.00	90.00	95.00	90.00	100.00	90.00	100.00	90.00
NAIL POLISH S.MISS/MEDORA	EACH	95.00	90.00	100.00	85.00	95.00	80.00	80.00	80.00	80.00	80.00
PERFUME MED.SIZE MEDORA/BROACH	EACH	110.00	120.00	100.00	150.00	100.00	100.00	100.00	100.00	150.00	180.00
HAIR-OIL AMLA/CHAMBELI	BOTTLE	110.00	100.00	85.00	100.00	100.00	90.00	80.00	95.00	100.00	100.00
TOILET SOAP LUX 95 GRAMS	EACH	40.38	40.38	40.38	40.38	40.38	40.38	40.38	40.38	40.38	40.38
TOILET SOAP LIFEBOUY 140 GRM	EACH	36.00	36.00	36.00	36.00	36.00	36.00	36.00	36.00	36.00	36.00
TOILET SOAP SAFEGUARD BATH SIZE	EACH	46.00	46.00	46.00	46.00	46.00	46.00	46.00	46.00	46.00	46.00
TOOTH PASTE MACKLINES 70 GRM	EACH	50.00	50.00	50.00	50.00	50.00	50.00	50.00	50.00	50.00	50.00
TOOTH PASTE MED SIZE CLGATE 70 GMS	EACH	56.00	56.00	56.00	56.00	56.00	56.00	56.00	56.00	56.00	56.00
TOOTHBRUSH SHEILD A/PLAUQUE	EACH	40.00	30.00	40.00	46.25	50.00	50.00	50.00	40.00	50.00	47.50
TOOTH POWDER DENTONIC 90 GRM	EACH	25.00	25.00	25.00	25.00	25.00	25.00	25.00	25.00	25.00	25.00
HAIR-COLOUR BEGIN (6 GMS)	EACH	90.00	95.00	90.00	90.00	90.00	90.00	90.00	95.00	90.00	90.00
HAIR COLOUR (KALAKOLA)	BOTTLE	120.00	120.00	120.00	120.00	120.00	120.00	120.00	120.00	120.00	120.00
FACECREAM POND'S (MEDIUM)	EACH	105.00	120.00	110.00	120.00	120.00	100.00	100.00	100.00	140.00	110.00
TALC POWDER VICE ROAY.B.CAT	EACH	120.00	115.00	110.00	110.00	120.00	130.00	120.00	110.00	150.00	120.00
BLADE TREET ORDINARY 10'S	PKT.	30.00	30.00	30.00	30.00	30.00	30.00	30.00	35.00	45.00	30.00
BLADE 7-O-CLOCK STAIN. 5'S	PKT.	30.00	30.00	30.00	32.50	35.00	30.00	35.00	35.00	55.00	35.00
SHAMPOO SUNSILK/PAINTIN 100 ML	BOTTLE	100.00	100.00	94.44	94.44	100.00	115.00	100.00	94.44	100.00	95.00
BEAUTY CREAM (FAIR & LOVELY)	EACH	155.00	85.00	120.00	115.00	135.00	85.00	115.00	100.00	100.00	155.00
HAIR REMOVING CREAM (EU-CREAM)	TUBE	60.00	55.00	55.00	65.00	65.00	55.00	55.00	55.00	55.00	55.00
GEL MEDIUM SIZE	BOTTLE	120.00	65.00	85.00	120.00	80.00	60.00	60.00	70.00	120.00	120.00
DISPOSABLE RAZOR GILLET-II	EACH	35.00	35.00	40.00	40.00	45.00	45.00	40.00	45.00	40.00	35.00
SHAVING CREAM TOUCH-ME/ADM.	EACH	60.00	55.00	55.00	60.00	60.00	50.00	60.00	50.00	70.00	55.00
GOLD TEZABI 24 CT	10 GM.	44410.00	41900.00	44582.00	43666.00	43600.00	44583.33	45416.67	48000.00	44580.00	45850.00
SILVER TEZABI 24 CT	10 GM.	711.00	730.00	703.00	800.00	720.00	916.67	916.67	750.00	700.00	703.00
ARTIFICIAL JEWELLERY SET	SET	700.00	450.00	230.00	1425.00	480.00	500.00	525.00	400.00	400.00	425.00
WRIST WATCH GENTS CITIZEN (ORIGINAL) ***	EACH	2000.00	2500.00	2500.00	2500.00	2550.00	2550.00	2500.00	2550.00	2500.00	2500.00
WRIST WATCH LADIES CITIZEN (ORIGINAL) ***	EACH	1800.00	2500.00	2500.00	2500.00	2550.00	2500.00	2500.00	2500.00	2500.00	2500.00
WALL CLOCK QUARTZ AV.QLTY	EACH	525.00	375.00	255.00	650.00	475.00	300.00	325.00	500.00	500.00	475.00
SUITCASE REXIN (24"x16"x6")	EACH	950.00	625.00	650.00	750.00	1500.00	850.00	950.00	1000.00	1950.00	900.00
TRUNK MEDIUM SIZE ***	EACH	950.00	1500.00	1300.00	2200.00	675.00	650.00	700.00	650.00	1500.00	1075.00
PURSE LADIES (LEATHER) AVERAGE QUALITY	EACH	700.00	650.00	500.00	600.00	400.00	325.00	300.00	350.00	300.00	325.00

7.11 Inter-city Consumer Prices March, 2014

Description	Unit	Value in Rupees	
		Average	% Change
FOOD & NON-ALCOHOLIC BEVERAGES			
WHEAT	10 KG.	403.94	1.16
WHEAT FLOUR FINE/SUPERIOR.	KG.	47.75	0.95
WHEAT FLOUR AVG. QLTY	KG.	43.33	0.84
WHEAT FLOUR BAG	10 KG.	429.24	1.36
MAIDA	KG.	55.36	0.60
SUJI	KG.	56.56	0.75
BESAN AV. QLTY.	KG.	81.26	-1.12
RICE BASMATI SUP. QLTY.	KG.	138	0.05
RICE BASMATI 385/386	KG.	95.38	0.45
RICE BASMATI BROKEN AV.QLTY	KG.	73.29	-0.19
RICE IRRI-6 (SINDH/PUNJAB)	KG.	50.77	0.14
VERMICELLI	KG.	78.86	0.99
BREAD PLAIN MEDIUM SIZE	EACH	38.59	0.00
RUSK (PAPAY)	KG.	178.58	1.15
BISCUITS-PACKED	PKT	35	0.00
BISCUIT-BAKERY (LOOSE)	250 GM	71.89	0.87
CORNFLAKS FAUJI 225 GM.	PKT	161.1	0.00
SAMOSAS (VEGATABLE)	EACH	11.54	1.32
PASTRY AV.QLTY.	EACH	24.12	1.34
PATTIES (VEGATABLES)	EACH	19.39	1.09
NIMCO	250 GM	62.77	0.30
CHIPS	250 GM	71.4	0.92
BEEF WITH BONE AV.QLTY.	KG	278.09	0.68
MUTTON AV.QLTY.	KG	540.89	0.93
CHICKEN FARM BROILER (LIVE)	KG	172.56	6.11
FISH-RAHU MEDIUM SIZE	KG	286.73	2.80
MILK FRESH (UNBOILED)	LTR.	70.29	0.00
CURD	KG.	82.52	0.22
MILK TETRA PACK 1/2 LTR.	PKT.	50.3	0.00
LACTOGEN 400 GRAMS	PKT.	377	0.77
POWDER MILK NIDO 400GM.	PKT	321.25	0.78
MILK POWDER LOOSE/PACKED	KG.	495.56	0.35
BUTTER LOCAL PACKED	50 GM.	27.83	0.07
EGGS FARM	DOZ	117.5	15.29
MUSTARD OIL AV.QLTY.	KG.	186.72	-0.09
COOKING OIL (DALDA)	2.5LTR	536.75	0.07
COOKING OIL (PAKWAN) OTHER BRAND SPECIFY	2.5 LTR	508.9	0.00
VEGETABLE GHEE TIN	2.5KG.	513.38	0.37
VEGETABLE GHEE (LOOSE)	KG.	169.98	2.11
DATES AV.QLTY.	KG.	177.33	0.16
PISTACHIO AV.QLTY.	50 GM.	106.37	3.12
ALMONDS WHOLE AV.QLTY.	KG.	491.18	0.56
COCONUT DRY AV.QLTY.	KG.	238.61	2.69
RAISINS AV.QLTY.	50 GM.	20.43	1.34
GROUNDNUTS (WITH SHELL)	KG.	175.02	-0.82
MALTA/MOSAMBI	DOZ	106.69	11.11
KINNU	DOZ	83.57	12.92
APPLE	KG	102.8	6.72
ALOO BUKHARA	KG	0	
POMEGRANATE (ANNAR)	KG	0	
GRAPES	KG	0	
BANANAS	DOZ	61.34	12.57
MANGO KALMI	KG	0	
GUAVA	KG	64.07	3.93

Contd.

7.11 Inter-city Consumer Prices March, 2014

Description	Unit	Value in Rupees	
		Average	% Change
WATERMELON (TURBOOZ)	KG	0	
MUSKMELON (KHARBOOZA)	KG	0	
SWEETMELON (GARMA)	KG	0	
PULSE MASOOR (WHOLE)	KG.	113.67	1.86
PULSE MASOOR (WASHED)	KG.	127.85	2.67
PULSE MOONG (WASHED)	KG.	146.22	6.31
PULSE MASH (WASHED)	KG.	136.31	1.29
PULSE GRAM	KG.	76.95	0.47
GRAM WHOLE BLACK AV. QLTY.	KG.	79.38	1.12
GRAM WHOLE YELLOW AV. QLTY	KG.	111.5	-0.94
BEANS (LAL LOBIN)	KG.	148.33	0.60
POTATOES	KG	39.51	39.17
ONION	KG	32.96	0.70
TURNIP	KG	24.25	6.59
RADISH	KG	23.54	11.88
TOMATOES	KG	50.29	53.32
CABBAGE	KG	30.7	-0.36
CAULIFLOWER	KG	31.55	12.80
BRINJAL	KG	0	
PUMPKIN	KG	0	
BOTTLEGOURD	KG	0	
LADY FINGER	KG	0	
PEAS	KG	50.57	-21.22
SPINACH	KG	0	
TINDA	KG	0	
TURAI	KG	0	
KARAILA	KG	0	
ARVI	KG	0	
CHILLIES GREEN	KG	104.25	17.02
CARROT	KG	28.24	22.30
COCUMBER (KHEERA)	KG	38.46	-34.84
LEMON	250GM	27.77	0.98
SUGAR REFINED	KG.	53.91	4.21
GUR AV. QLTY	KG.	76.57	0.80
HONEY LANGANESE 500 GM.	BOTTLE	715.5	0.50
MILO 200 GM.	BOTTLE	176.92	0.90
CUSTARD POWDER RAFHAN 300 GM.	PKT	71.75	0.00
TOFFEE (HILAL)	EACH	1.26	0.00
CHOKELATE CANDY (SMALL SIZE)	EACH	5	0.00
SWEETMEAT (MIXED)	KG	292.76	0.06
ICE CREAM WALLS	CUP.	40	0.00
ICE	KG	8.85	0.00
JAM AHMED/MITCHELLES	BOTTLE	124.04	0.15
SQUASH-MITCHELLES	BOTTLE	146.06	0.00
ROOH AFZA	BOTTLE	137	0.31
JAM-E-SHIREEN	BOTTLE	144.69	0.44
SAUNF	50 GM	16.66	0.12
CINAMON LOOSE AV. QLTY	50 GM.	21.85	2.01
CUMINSEED WHITE NATIONAL	50 GM.	50.75	0.20
PEPPER BLACK NATIONAL	50 GM.	85.43	1.76
CLOVES LOOSE AV. QLTY	50 GM.	92.34	0.27
CARDAMOM LARGE LOOSE AV. QLTY	50 GM.	119.48	-0.09
CARDAMOM SMALL AV. QLTY	50 GM.	109.29	-0.23
SALT-POWDERED (LAHORI) LOOSE	KG.	9.47	1.61
SALT POWDERED (NATIONAL/SHAN)	PKT	22	10.00
CHILLIES POWD.NATIONAL 200GM	PKT	106.5	-0.36
CHILLIES POWDER LOOS	KG.	225.28	0.07

Contd.

7.11 Inter-city Consumer Prices March, 2014

Description	Unit	Value in Rupees	
		Average	% Change
CORRIANDER SEED POWD.NATIONAL	PKT	80.25	2.88
CORRIANDER SEED (LOOSE)	KG.	209.01	0.66
TURMERIC POWD.NATIONAL 50GM	PKT.	35	0.00
CURRY POWD. NATIONAL 200 GM	PKT.	86.3	0.06
TOMATO KETCHUP AHMED/MITCHL	BOTTLE	80.3	0.34
PICKLES AHMED/MITCHELLES	BOTTLE	99.88	0.19
VINEGAR SYNTHETIC (SIRKA)	BOTTLE	69.02	-0.09
GARLIC	KG	146.68	11.02
GINGER	KG	218.51	4.41
TAPAL DANEDAR TEA 200GM PACKET	PKT	131.58	-7.92
TEA LIPTON YELLOW LABEL 200GM.	PKT.	147.37	-2.86
TEA LOOSE KENYA AV.QLTY 250GM.	PKT.	135.25	-0.02
COFFEE-NESCAFE 75 GM. **	BOTTLE	305.44	0.00
COLD DRINK (STANDARD SIZ)	BOTTLE	21.36	1.76
FRUIT JUICE TETRA PACK	PKT.	15	0.00
MINERAL WATER NESTLE 1.5 LTR	BOTTLE	45.13	1.55
ALCOHOLIC BEVERAGES & TOBACCO			
CIGARETTES K-2 10'S **	PKT	38.75	0.00
CIGARETTES CAPSTAN 10'S **	PKT	40.2	0.00
CIGARETTES GOLD LEAF 20'S	PKT	90.09	0.00
CIGARETTES MORVEN GOLD 20'S	PKT	39.9	0.00
BETEL LEAVES	50GM.	61.03	2.74
BETEL NUTS	KG.	280.99	-0.04
CLOTHING & FOOTWEAR			
LONG CLOTH 57" GUL AHMED/AL-KARAM	METER	198.15	1.21
SHIRTING AV.QLTY.	METER	151.7	0.76
PANT CLOTH W & WEAR AV.QLTY	METER	366.29	0.52
LAWN PRINTED GUL AHMED/AL-KARAM	METER	218.25	1.83
GEORGETTE AV.QLTY	METER	127.78	2.39
LINEN AV.QLTY ***	METER	141.47	-0.06
HEAVY WT SUITING LAWERNCPUR SUP QLTY	METER	1241.76	0.00
HEAVY WT SUITING LAWERNCPUR AV QLTY	METER	1639.13	0.00
TROPICAL SUITING LAW.PUR	METER	1018.25	0.00
PANT BOY 24"/26" LENGTH.	EACH	439.64	0.29
SHIRT BOY 24"/26" LENGTH	EACH	347.87	0.35
SCHOOL UNI. PANT,SHIRT BOYS	SUIT	594.35	0.36
SCHOOL UNI. KAMEEZ,SHAL.BOYS	SUIT	568.85	0.68
SCHOOL UNI. KAMEEZ,SHAL.GIRL	SUIT	585.84	0.84
FROCK W/WEAR GIRLS	EACH	843.17	0.25
AWAMI-SUIT W & W(BOY) 24"/26	SUIT	847.74	0.45
AWAMI-SUIT W&W (GENTS)AV.QLTY	SUIT	1137.95	0.05
PULLOVER GENTS OXFORD/BON.	EACH	2640.13	0.00
PULLOVER LADIES OXFORD/BON.	EACH	2502.81	0.00
PULLOVER (GENTS) OTHERS A.QTY	EACH	878.61	0.00
SECOND-HAND COAT FOR MEN	EACH	397.61	0.00
SECONDHAND SWEETER FOR MEN DUP QLTY	EACH	263.98	-0.12
SECONDHAND WINTER JACKET	EACH	387.38	-0.08
UNDERWEAR AV.QLTY MEDIUM SIZE	EACH	115.28	0.26
VEST FOR MEN AV.QLTY.	EACH	118.5	0.00
VEST/SHAMEEZ (WOMEN) AVG. QLTY	EACH	133.36	1.38
SOCKS NYLON (PAKISTANI)	PAIR	81.03	-0.04
BRASSIER AV.QLTY.	EACH	136.84	0.74
BRASSIER SUP QLTY	EACH	314.57	0.23
DOPATTA GEORGETTE AV.QLTY.	EACH	275.07	1.92
DOPATTA COTTON AV GLTY	EACH	211.65	0.31

Contd.

7.11 Inter-city Consumer Prices March, 2014

Value in Rupees			
Description	Unit	Average	% Change
CHADDAR (W/WEAR) (2x2.5 MTR)	EACH	404.19	0.56
LUNGI/DHOTI(COTTON) AVG. QLTY	EACH	280.07	0.23
HANDKERCHIEF AVG. QLTY PAK	EACH	35.9	1.87
HANDKERCHIEF SUP. QLTY PAK	EACH	57.72	0.59
GLOVES AV QLTY	PAIR	87.12	-0.15
AZARBAND COTTON AVG. QLTY	EACH	16.32	0.43
SEWING THREAD/REEL(ASLI PARI)	EACH	6.5	1.56
WASHING CHARGES PAINT & SHIRT	SUIT	87.14	0.58
DRY CLEANING SUIT COAT PANT	SUIT	294.32	0.00
WASHING CH. (KAMIZ-SHALWAR)	PAIR	61.64	0.28
TAILORING SHIRT	EACH	321.28	0.10
TAILORING CHARGES PANT (MEN)	EACH	529.98	0.89
TAILORING COAT-PANT SUIT	SUIT	3507.89	0.36
TAILORING AWAMI-SUIT (MALE)	SUIT	458.92	0.62
TAILORING SUIT FEMALE	SUIT	388.42	0.20
GENTS SHOES PAUL BATA	PAIR	1199	0.00
GENTS SANDAL BATA	PAIR	699	0.00
GENTS SPOUNG CHAPPAL BATA	PAIR	179	0.00
LADIES SANDAL BATA	PAIR	499	0.00
LADIES SPOUNG CHAPPAL BATA	PAIR	179	0.00
CHILD SHOE POWER LITE BATA	PAIR	599	0.00
GENTS SHOE, ART 1109 SERVICE	PAIR	999	0.00
NYLON JOGGER 27 SIZE 2-5 ***	PAIR	1299	0.00
CHINA FOOT WEAR AV. QLTY (MALE) *	PAIR	633.44	1.00
CHINA FOOT WEAR AV. QLTY (FEMALE) *	PAIR	476.8	0.17
CHINA FOOT WEAR AV. QLTY (CHILDREN) *	PAIR	405.37	0.58
SHOE REPAIR HALF SOLE	PAIR	90.18	0.48
SHOES POLISH CHARGES AVERAGE SHOP	PAIR	17.4	0.00
HOUSING, WATER, ELECT,GAS & OTH FUEL			
HOUSE RENT (combined)	MONTH	5867.43	0.00
rent 2	pm	5867.43	0.00
RENT3	PM	5867.43	0.00
RENT4	PM	5867.43	0.00
RENT5	PM	5867.43	0.00
RENT6	PM	5867.43	0.00
SYNTHETIC ENEMAL ROBIALAC BALTI 3.64 LTR.	EACH	1754.92	0.54
SYNTHETIC ENEMAL ICI BALTI 3.64 LTR.	EACH	1813.51	0.66
CEMENT (LOCAL) SPECIFY BRAND NAME	BAG	511.39	0.10
BRICKS (NEW) IST CLASS	P/1000	6088.61	0.25
CEMENT BLOCKS (6"x8"x12")	P/100	2125	0.95
BAJREE	100CFT	3710.04	-0.07
SAND (BLACK PIT SAND)	K100CFT	2056.91	0.68
TIMBER SHESHAM LOG IST QUALITY	cubmt.	49466.32	1.16
IRON BAR (M.S. BAR) 1/2"	P/TON	74805	-0.26
CARPANTER WAGE RATE	P/DAY	727.22	0.13
MASON (RAJ) WAGE RATE	P/DAY	789.69	0.80
UNSKILLED LABOUR WAGE RATE	P/DAY	424.79	0.44
PLUMBER WAGE RSTE	P/DAY	727.75	0.00
ELECTICIAN WAGE RATE PER DAY **	P/DAY	702.24	0.00
ELECTICIAN WAGE RATE PER POINT **	P/PNT	105.84	0.16
WATER CHARGES PER HOUSE	P/MONTH	115.26	0.23
ELECT.CHARGES UPTO 50 UNITS	P/UNIT	2	0.00
ELECT.CHARGES 01 - 100 UNIT	P/UNIT	5.79	0.00
ELECT.CHARGES 101 - 300 UNIT	P/UNIT	9.7	0.00
ELECT.CHARGES 301 - 1000 UNIT	P/UNIT	15.27	0.00
ELECT.CHARGES ABOVE 1000 UNIT	P/UNIT	17.41	0.00

Contd.

7.11 Inter-city Consumer Prices March, 2014

		Value in Rupees	
Description	Unit	Average	% Change
ELEC	PM	10.03	0.00
GAS CHR9 upto 3.3719 MMBUT	MMBTU	124.18	0.00
GAS CHR9 3.3719 - 6.7438 MMBUT	MMBTU	248.37	0.00
GAS CHR9 6.7438 - 10.1157 MMBUT	MMBTU	248.37	0.00
GAS CHR9 10.1157 - 13.4876 MMBUT	MMBTU	620.91	0.00
GAS	PM	620.91	0.00
GAS	PM	372.55	0.00
KEROSENE OIL	LTR	126.81	0.04
FIREWOOD WHOLE	40 KG.	496.5	-0.16
FURNISHING HOUSE HOLD EQUIPMENTS			
CHAIR SHESHAM WOOD WITH ARMS **	EACH	1738.97	0.46
CHAIR PLASTIC (CHAIRMAN) AVERAGE QUALITY	EACH	698.88	0.54
TABLE SHESHAM WOOD (4X2X5") ***	EACH	5133.48	0.24
SOFASET WOODEN WITH FOAM SEAT **	SET	15752.68	0.88
COT IRON (WITH NIWAR)AV.QLTY.	EACH	1988.54	0.13
ALMIRAH (STEEL) 6'X3' 20 GUAGE	EACH	9236.31	0.13
DINNING TABLE 6 CHAIRS A.QLTY	SET	17832.49	0.57
SINGLE BED WITHOUT FOAM MED.	EACH	5511.65	0.02
MATRESS SINGLE(4" THICK)	EACH	4619.92	0.18
FARSHI DARI 12'X9' AV.QLTY	EACH	1223.02	1.85
DARI COTTON (6'x2 1/2') AV.QL	EACH	555.4	0.56
CARPET PLAIN AV. QLTY	SQFT.	39	-0.89
QUILT (LIHAF) 3 KG. COTTON	EACH	846.4	-0.10
BLANKET (90" x 54")	EACH	3119.81	0.00
BEDSHEET SINGLE BED SUP.QLTY	EACH	557.49	0.00
BED SHEET DOUBLE WITH TWO PILLOW COVERS SUP QLTY	SET	1095.73	0.10
TOWEL(3'x2') AV. QALTY	EACH	225	0.31
CEILING FAN 48" SUPER QLTY **	EACH	2902.04	0.70
PEDESTAL FAN 22" SUPER QLTY	EACH	3951.69	0.64
REFG. DAWLENCE 10 CFT. D.DOOR	EACH	29798.13	0.51
D-FREEZER WAVES 8 CFT.	EACH	28115	0.48
AIRCONDITIONER 1.5 TON PEL	EACH	41502.5	0.09
SPLIT AIR CONDITIONER 1.5 TON (SPECIFY BRAND NAME)	EACH	42686.67	0.53
AIRCOOLER SUPER ASIA	EACH	11251.25	0.34
WASHING MACHINE SINGER	EACH	15152.5	0.24
SEWING MACHINE(SINGER)	EACH	5611.13	1.37
GIZER LARGE SIZE 30 GALLON CAPACITY SUP QLTY	EACH	16669.58	0.22
GAS BURNER DOUBLE SPFY.BRAND	EACH	1645.5	0.81
ELECT. IRON PHILIPS MDL.1120	EACH	1628.19	0.93
ELECTRIC JUICER FOR APPLE	EACH	5119.62	0.00
S.STEEL DEGHCHI MEDIUM SIZE ***	EACH	570.18	0.09
ALUMINIUM COOKING PAN (DEGCHI) MED SIZE	EACH	545.95	0.50
NON STICK COOKING PAN (DEGCHI) SUP. QLTY	EACH	775.45	0.03
FRYING PAN STEEL AVG. QLTY MED. SIZE	EACH	350.2	0.11
TAWA IORN (MEDIUM SIZE) AVG. QLTY	EACH	283.34	0.66
S.STEEL PLATE A.QLTY.(M.SIZE)	EACH	72.83	0.00
TABLE SPOON S.STEEL SUP.QLTY.	DOZEN	343.06	0.72
WATER SET JUG+6 GLASSES (OMROC)	SET	462.15	0.08
TEA SET PAK. CHINAWARE 21 PCS.	SET	1639.8	1.56
DINNER SET PLASTIC 72 PIECES SUPERIOR QLTY	SET	4848.7	0.25
HOTPOT SET PLASTIC 3 PCS.	SET	1260.14	0.00
BUCKET(BALTI) PLASTIC MED.SIZ	EACH	310.35	0.20
LOTA PLASTIC (MED SIZE) AVERAGE QUALITY	EACH	49.6	0.38
PRESURE COOKER 4 LTR.	EACH	1315.21	0.81
WATER COOLER 9/10 LTR.PLASTIC ***	EACH	547.09	0.31
THERMOS STARVAC 1 LTR	EACH	429.68	0.00

Contd.

7.11 Inter-city Consumer Prices March, 2014

Value in Rupees			
Description	Unit	Average	% Change
BULB PHILIPS 100-WATTS	EACH	28.68	1.67
TUBE LIGHT PHILIPS 40 WATTS	EACH	101.56	0.37
ELECTRIC BLUBS "0" WATTE LOCAL	EACH	21.33	0.00
ELECTRIC BLUB ENERGY SAVER 14 WATTS	EACH	159.19	0.00
WASHING SOAP 250 GMS SPECIFY BRAND NAME	EACH	31.93	0.00
SURF EXCEL 400 GMS POLY BAG	EACH	125	0.00
WASHING POWDER 1000 GRM	EACH	180.88	0.42
WASHING POWDER (WHEEL/ BONUS) 100 GRAMS	EACH	92.18	0.69
CLEANSER POWDER VIM 1000 GM	PKT.	69.17	0.00
FINIS 500 ML	BOTTLE	161.06	1.76
PHNYLE TYPHONE/FINIS/CARRANITE 3 LITRES	BOTTLE	131.71	1.32
HARPIC	BOTTLE	125.88	0.70
BOOT POLISH CHERRY/KIWI 50ML	EACH	86.26	5.48
ROBIN BLUE (35 GRAMS)	PKT.	35.64	0.20
TISSU PAPER PERFUMED 100 PCS.	PKT	95.8	0.35
TOILET PAPER ROLL (R.PETEL)	P/ROLL	34.78	0.29
BOOT POLISH LIQUID CHEERY BLOSSOM KIWI 75 ML	BOTTLE	126.38	0.90
MATCH BOX SMALL	EACH	1.58	0.00
DRY CELL 1.5 VOLT(LOCAL)	EACH	21.38	0.09
HAND STITCHING NEEDLE M.SIZE	PACKET	7.31	0.27
SEWING MACHINE NEEDLE (SINGER)	EACH	6.08	0.00
HOUSEHOLD SERVANT FEMALE P/T	P/MNTH	1654.34	0.72
MARRIAGE HALL WITH FURNITURE	P/HEAD	100.82	0.31
HEALTH			
SEPTRAN TABLETS	10TAB.	15.00	0.00
BRUFEN TABS 200-MG.	10TAB.	10.00	0.00
PANADOL TAB. EXTRA/PLAIN	10TAB.	10.00	0.00
DISPRIN TAB.	10TAB.	10.00	0.00
TRISIL TAB.	10 TAB	10.00	0.00
FLAGYL TAB. 200 MG.	10TAB.	10.00	0.00
VENTOLIN TAB. 2MG.	10TAB.	9.00	0.00
DAONIL TAB. 5 MG.	10TAB.	17.00	13.33
ENTOX TAB.	10TAB.	10.00	0.00
RENITEC TAB. 5 MG.	10TAB.	59.00	15.69
CAC. 1000 TAB	BOTTLE	122.00	0.00
AMOXIL CAPSOLE 250 MG.S	10CAP.	36.00	16.13
CALCIUM SYRUP SANDOZ	BOTTLE	64.00	0.00
LEDERPLEX SYRUP	BOTTLE	35.00	0.00
SANCOS SYRUP (50 ML.)	BOTTLE	30.00	0.00
PHENERGAN SYRUP 120 ML.	BOTTLE	33.00	0.00
CALPOL SYRUP 60 ML.	BOTTLE	28.00	12.00
HYDRYLLIN SYRUP 120 ML.	BOTTLE	59.00	0.00
POLYFAX EYE OINTMENT	TUBE	21.00	0.00
BETNESOL EYE DROPS	BOTTLE	30.00	0.00
EAR DROPS (CARDISPORINE) ***	BOTTLE	21.00	0.00
BETNOVATE-N OINTMENT 5 GMS	TUBE	16.00	0.00
BURNOL CREAM 30 GRM	TUBE	16.00	0.00
VICKS VAPORUB/BALM	BOTTLE	36.00	0.00
GLYCRINE SMALL BOTTLE	BOTTLE	21.26	0.00
JOUHAR JOSHANDA	PKT.	6.00	0.00
GALXOS-D (450 GRMS)	PKT.	154.41	1.67
GRIPE-WATER WOODWARDS	BOTTLE	50.00	0.00
SANIPLAST ONE PUTTY	EACH	1.82	0.00
O.R.S. (NIMCOL)	PKT.	15.00	0.00
DETTOL (MEDIUM)	BOTTLE	46.80	0.00
COTTON BANDAGE 2" - 4"	EACH	8.67	0.00

Contd.

7.11 Inter-city Consumer Prices March, 2014

Description	Unit	Value in Rupees	
		Average	% Change
THERMOMETER CHINA	EACH	40.46	0.30
DOCTOR (MBBS) CLINIC FEE	P/PAT.	162.42	2.16
URINE TEST (DR) CHARGES	P/TEST	94.53	0.00
BLOOD TEST (CP) CHARGES	P/TEST	227.50	0.12
SUGAR TEST (RANDOM/FASTING BOTH) CHARGES	P/TEST	161.32	0.30
ECG CHARGES	P/TEST	218.00	0.11
X-RAY (CHEST) CHARGES	P/X-RAY	263.55	0.83
TRANSPORT			
CAR SUZUKI 800 CC (W/O. A/C)	EACH	643130.77	0.30
CAR SUZUKI 1000 CC	EACH	1059600	0.42
CAR TOYOTA 1300 CC	EACH	1623742.42	0.00
CAR HONDA CIVIC	EACH	2082470.59	0.00
MOTORCYCLE HONDA CD-70.	EACH	69369.23	0.00
MOTORCYCLE YAMAHA 100CC.	EACH	79888.24	0.00
MOTOR CYCLE HERO 70 CC	EACH	45512.26	0.06
BICYCLE WITH TYRES & TUBES	EACH	7271.69	0.00
TYRE CAR WITH TUBE GENERAL	EACH	3310.58	0.14
TYRE MOTOR CYCLE WITHOUT TUBE	EACH	1183.39	0.04
TYRE CYCLE SPECIFY BRAND NAME	EACH	366.5	0.07
TYRE CAR W/O TUBE	EACH	3133.82	0.50
PETROL SUPER	LITRE	110.03	-2.42
HIGH SPEED DIESEL HSD	LITRE	116.75	0.00
CNG	K.G.	68.84	0.00
GAS CYLINDER STAND. SIZE	EACH	1486.5	1.47
MOTOR CYCLE SERVICE CHARGES	EACH	246.94	0.00
CAR SERVICE CHARGES	EACH	319.37	0.97
TYRE PUNCTURE CHARGES	EACH	57.63	0.23
CYCLE OVERHAULING CHARGES	EACH	269.24	0.61
CAR TAX FOR 800CC TO 1300CC	YEARLY	1346.43	0.00
TRAIN FARE ECO. 1-100 KM.	P/KM.	0.71	0.00
TRAIN FARE ECO. 101-500 KM.	P/KM.	1.02	0.00
TRAIN FARE ECO. > 500 KM.	P/KM.	0.93	0.00
TRAIN FARE IST SLP. 1-100KM	P/KM.	2.18	0.00
TRAIN FARE IST SLP.101-500 KM	P/KM.	2.69	0.00
TRAIN FARE IST SLP. > 500 KM	P/KM.	2.07	0.00
TRAIN FARE A/C SLP. 1-100KM.	P/KM	5.99	0.00
TRAIN FARE A/C SLP.101-500KM	P/KM.	4.77	0.00
TRAIN FARE A/C SLP > 500KM.	P/KM	4.32	0.00
PLATFORM TICKET	EACH	10	0.00
AUTO RICKSHAW FARES	KM/MIN	57.03	0.00
FULL TONGA CHARGES	KM/MIN	61.1	0.00
TAXI 4 SEATER FARE	KM/MIN	78.21	0.00
BUS FARE MIN (WITHIN CITY)	TICKET	13.2	0.00
BUS FARE MAX (WITHIN CIT	TICKET	21.93	0.00
BUS FARE OUTSIDE CITY	P/KM.	0.97	0.00
A/C BUS FARE OUTSIDE CITY	P/KM.	1.6	0.00
MINIBUS FARE MIN. WITH IN CITY	TICKET	15	0.00
MINIBUS FARE MAX. WITH IN CITY	TICKET	21.5	0.00
SUZUKI FARE MIN. WITH IN CITY	TICKET	11.73	0.00
SUZUKI FARE MAXIMUM W. IN CITY	TICKET	17.62	0.00
AIR FARE ECONOMY CLASS.	P/KM.	16.41	0.00
COMMUNICATION			
POSTAL ENVELOPE DOMESTIC	EACH	8.00	0.00
ENVELOPE FOR SAUDI ARABIA	EACH	48.88	0.00
POSTAL REGISTRATION CHARGES	EACH	28.00	0.00

Contd.

7.11 Inter-city Consumer Prices March, 2014

Description	Unit	Value in Rupees	
		Average	% Change
U.M.S. REG CHARGES MIN.	EACH	58.18	0.00
T.C.S. CH. MIN.WITH IN ZONE	EACH	109.63	0.00
TELEPHONE CHARGES LOCAL CALL	P/CALL	3.94	0.00
TEL CHARGES OUT SIDE CITY	P/CALL	3.94	0.00
INTERNET CHARGES	P/HOUR	26.83	0.00
MOBILE CELL CHARGES	P/UNIT	3.07	0.00
FAX CHARGES (LOCAL)	P/PAGE	16.81	0.00
TELEPHONE SET AV. QLTY	EACH	727.81	1.13
MOBILE SET NOKIA/SONY/ERICSON/SAMSUNG WITHOUT CAMERA	EACH	2804.90	0.30
RECREATION AND CULTURE			
T.V. 20" COLORED WEGA H-A21.	EACH	19505.21	-0.02
T.V 20" COLOR CHINA/KORIA)	EACH	11228.96	0.30
V.C.P. PANASONIC/LG/NAT	EACH	5436.31	-0.05
DVD/VCD PLAYER PANASONIC/LG	EACH	4109.99	-0.41
RADIO WITH C.PLAYER NATIONAL	EACH	2222.12	0.00
PERSONNEL COMPUTER (BRANDED)	EACH	43066.75	0.00
VID. CASSETTE BLK. TDK/SONY	EACH	141.31	-0.01
COM. C.D. (TDK/IMATION)	EACH	53.27	0.00
TAPE RECORDER CASSETTE BLANK	EACH	45.28	0.00
VIDEO GAME SEGA 16 BYTE	EACH	1264.71	-0.46
CINEMA A/C. HIGH CLASS	TICKET	85.06	0.00
CINEMA NON-A/C HIGH CLASS	TICKET	51.65	0.00
CABLE CHARGES	PER MONT	287.5	0.00
TV.LICENCE FEE DOMESTIC	YEARLY	420	0.00
ENGLISH BOOK CLASS V1	EACH	61.92	0.00
ENGLISH BOOK CLASS IX OR X	EACH	90.11	0.00
ENG. BOOK IST.YR COMPLETE SET	EACH	84.74	0.00
ENGLISH BOOK BA/B.SC	EACH	163.25	0.00
URDU BOOK CLASS V (T.B.BORD)	EACH	65.97	0.00
URDU BOOK CLASS IX/X(T.B.B)	EACH	90.49	0.00
URDU BOOK IST.YEAR/INTER	EACH	57.71	0.00
URDU BOOK BA/B.SC	EACH	144.5	0.00
MATHS BOOK CALSS V (T.B.B)	EACH	73.03	0.00
MATHS BOOK CLASS IX OR X	EACH	164.66	0.00
MATHS BOOK IST.YEAR (T.B.B)	EACH	140.62	0.00
PAKISTAN STUDIES BOOK BA/B.SC	EACH	146.75	0.00
DAILY "DAWN"	P/COPY	19	0.00
DAILY "JANG"	P/COPY	12	0.00
DAILY "NAWA-E-WAQT"	P/COPY	12	0.00
WEEKLY "AKHBAR-E-JAHAN"	P/COPY	55	10.00
WEEKLY "MAG"	P/COPY	45	0.00
MONTHLY "NAUNEHAL DIGEST"	P/COPY	35	0.00
PAPER FOOLSCAPE (27" x17")	QUIRE	35.62	0.39
EXERCISE.BOOK LINED 80/100 PGS	EACH	43.17	0.21
PENCILGOLDFISH/DEER	EACH	5.59	0.18
PEN INK DOLLOR 57 ML BOTTLE	EACH	20.5	0.00
PHOTOSTATE PAPER 70 GM	PRT	334.4	0.04
BALL PEN (local)	EACH	5.95	0.17
FOUNTAIN PEN HERO/WINGS/CHINA	EACH	39.58	0.30
EDUCATION			
PRIVATE SCHOOL FEE ENGLISH MEDIUM AVERAGE STANDARD (CLASS I)	PER MONTH	963.06	0.00
PRIVATE SCHOOL FEE ENGLISH MEDIUM AVERAGE STANDARD (CLASS V)	PER MONTH	1066.04	0.00
PRIVATE SCHOOL FEE ENGLISH MEDIUM AVERAGE STANDARD (CLASS VI)	PER MONTH	1194.93	0.00
PRIVATE SCHOOL FEE ENGLISH MEDIUM AVERAGE STANDARD (CLASS X)	PER MONTH	1372.01	0.00
PRIVATE MEDICLE COLLEGE FEE MBBS (IST YEAR)	PER MONTH	38361.08	0.00

Contd.

7.11 Inter-city Consumer Prices March, 2014

Value in Rupees			
Description	Unit	Average	% Change
PRIVATE ENGINEERING COLLEGE FEE (ISTR YEAR)	PER MONTH	11693.57	0.00
GOVT. COLLEGE FEE IST. YEAR	MONTH	44.27	0.00
GOVT. COLLEGE FEE 4TH. YEAR	MONTH	58.40	0.00
GOVT. UNIVERSITY FEE MSC.	MONTH	381.34	0.00
GOVT. MED. COLLEGE FEE MBBS	MONTH	1194.64	0.00
GOVT. ENGG. COLL. FEE I YEAR	MONTH	1035.75	0.00
COACHING FEE FOR CLASS IX/X	PER MONTH	1115.40	0.00
COACHING CHARGES FOR CLASS IST YEAR/INTER (SCIENCE)	PER MONTH	1630.31	0.00
COACHING CHARGES FOR CLASS IST YEAR/INTER (COMMERCE)	PER MONTH	1348.12	0.00
I.T. TUITION FEES	PER MONTH	2313.95	0.60
MBA TUITION FEES	PER MONTH	5877.95	0.66
RESTAURANTS AND HOTELS			
BREAD TANDOORI ST. SIZE	EACH	7.41	1.37
COOKED MUTTON (AV. HOTEL)	PLATE	127.29	0.74
COOKED BEEF (AV. HOTEL)	PLATE	79.71	0.47
COOKED DAL (AV. HOTEL)	PLATE	47.8	0.80
CHICKEN BIRYANI FULL/DOUBLE	PLATE	122.95	0.36
TEA PREPARED (ORDINARY)	CUP	17.54	1.21
MISCELLANEOUS GOODS AND SERVICES			
HAIRCUT CHARGES FOR MEN	P/CUT	65.87	0.11
BEAUTY PORL HAIR STYL CHARGE	P/STY.	245.5	0.07
SHAVING CHARGES	PER SHV	34.97	0.72
LIPSTICK S.MISS/MEDORA	EACH	102.75	1.35
NAIL POLISH S.MISS/MEDORA	EACH	82.06	0.15
PERFUME MED.SIZE MEDORA/BROACH	EACH	152.67	2.64
HAIR-OIL AMLA/CHAMBELI	BOTTLE	102.17	0.04
TOILET SOAP LUX 95 GRAMS	EACH	40.38	0.00
TOILET SOAP LIFEBOUY 140 GRM	EACH	36	0.00
TOILET SOAP SAFEGUARD BATH SIZE	EACH	46	0.00
TOOTHPASTE MACKLINES 70 GRM	EACH	50	0.00
TOOTHPAST MED SIZE CLGATE 70 GMS	EACH	56	0.00
TOOTHBRUSH SHEILD A/PLAUQUE	EACH	38.09	0.66
TOOTHPOWDER DENTONIC 90 GRM	EACH	25	0.00
HAIR-COLOUR BEGIN (6 GMS)	EACH	93.31	0.13
HAIR COLOUR (KALAKOLA)	BOTTLE	120	0.00
FACECREAM PONDS (MEDIUM)	EACH	110.13	0.12
TALC POWDER VICE ROAY, B.CAT	EACH	126.06	0.80
BLADE TREET ORDINARY 10'S	PKT.	32.94	0.06
BLADE 7-O-CLOCK STAIN. 5'S	PKT.	33.16	0.36
SHAMPOO SUNSILK/PAINTIN 100 ML	BOTTLE	104.43	2.42
BEAUTY CREAM (FAIR & LOVELY)	EACH	122.88	0.00
HAIR REMOVING CREAM (EU-CREAM)	TUBE	59.63	0.64
GEL MEDIUM SIZE	BOTTLE	88.19	0.00
DISPOSABLE RAZOR GILLET-II	EACH	38.44	0.00
SHAVING CREAM TOUCH-ME/ADM.	EACH	57.42	0.00
GOLD TEZABI 24 CT	10 GM.	43946.45	0.76
SILVER TEZABI 24 CT	10 GM.	723.55	-2.70
ARTIFICIAL JEWELLARY SET	SET	642.35	2.92
WRIST WATCH GENTS CITIZEN (ORIGINAL) ***	EACH	3333.75	0.87
WRIST WATCH LADIES CITIZEN (ORIGINAL) ***	EACH	3316.25	0.97
WALL CLOCK QUARTZ AV.QLTY	EACH	501	0.88
SUITCASE REXIN (24"x16"x6")	EACH	995.32	0.44
TRUNK MEDIUM SIZE ***	EACH	1502.77	0.41
PURSE LADIES (LEATHER) AVERAGE QUALITY	EACH	576.47	1.54

8. PUBLIC FINANCE

8.1 Customs Revenue Receipts

(Million Rupees)

S.No.	Description					
		2008-09	2009-10	2010-11	2011-12	2012-13
1	Meat, fish and their preparations	53.41	41.12	54.90	93.75	151.69
2	Milk, butter, cheese and honey	1010.04	1370.56	2769.09	2478.59	2235.00
3	Fruits, nuts and vegetables	1035.79	1340.92	1265.68	1427.16	1554.43
4	Coffee, nuts and vegetables	2192.95	2736.07	3542.19	3547.64	3730.56
5	Oil-seeds and miscellaneous fruits	57.06	100.26	150.60	120.73	146.20
6	Vegetable plaiting materials	481.62	442.08	472.21	616.43	868.55
7	Animal and vegetable fats and oil	17133.83	15512.16	17262.76	18417.04	20247.00
8	Sugar and confectionery	199.68	211.88	285.07	372.89	291.17
9	Edible, preparation of cereal & vegetables	2140.25	2452.93	2862.84	2916.04	3099.12
10	Beverages, spirits and vinegars	115.10	160.84	221.28	192.14	176.65
11	Residues on waste from the food industries prepared animal fodder	42.99	91.93	61.26	53.16	59.44
12	Tobacco	100.44	256.98	494.52	251.94	144.14
13	Mineral, fuel, oils and products thereof	19369.16	19021.22	21401.96	19140.05	20398.80
14	Chemicals and chemical products	6608.02	6666.36	6870.42	6798.82	7327.76
15	Pharmaceutical products	1377.16	1429.65	1565.36	1822.78	1893.71
16	Dyes, colours, paints and varnishes	2237.87	2418.02	2681.43	2538.32	2671.14
17	Perfumery, soap and toilet preparations	4208.45	4303.13	4908.71	3912.94	3778.08
18	Albuminodal substances modified stareehes gulesenzymes	165.85	174.67	196.53	202.99	215.36
19	Matches and other explosives	29.13	34.88	39.84	22.32	22.61
20	Photographic and cinematographic goods	1114.68	1250.49	1336.10	1178.39	1254.43
22	Rubber and articles thereof	1420.63	1710.06	2147.93	2352.45	8820.77
23	Leather articles and footwear	912.36	1139.60	1835.37	1937.81	2143.80
24	Wood & articles of wood wood charcoal	530.11	481.10	552.34	557.80	2010.44
25	Wood, paper and stationery	5254.44	5001.87	7423.54	6730.50	475.48
26	Silk yarn and fabrics	128.70	146.12	205.57	130.81	5357.43
27	Fabrics of wool, flax ramle metal vegetable	201.54	262.87	394.64	473.08	136.97
28	Cotton, Textile fabrics, Paper Yarn	100.81	91.55	340.77	786.13	490.74
29	Yarn and fabrics of man-made fiber	3123.06	4072.87	7666.13	7616.66	1422.08
30	Carpets & other floor covering	206.55	289.14	345.04	432.76	6523.28
31	Special Woven Fabrics and Variety (58)	150.02	222.49	388.49	434.56	274.42
31	Plastic and articles thereof	6783.68	7219.28	8831.53	8807.12	349.73
32	Textile articles including knitted & crocheted goods	1032.58	1323.39	2142.72	2254.15	1969.33
33	Other madeup textile articles, set worm clothing & textile articles rugs	546.45	762.91	1255.90	1336.37	1093.49
34	Glass and earthen-ware	2910.24	2794.13	3132.55	3522.41	3198.22
35	Precious metal, stones, pearls & imitation jewellery	45.42	90.78	95.09	28.71	40.01
36	Iron and steel manufactures	10785.78	10920.60	9677.83	10048.48	10545.65
37	Metals other than gold,silver,iron & steel	965.28	999.53	1386.38	1144.22	1253.23
38	Cutlery, tools articles of base metals	742.55	847.20	1038.53	1002.80	1015.61
39	Machinery and mechanical appliances	13793.60	10468.17	10928.56	11605.92	12362.55
40	Electric machinery and equipment	13333.82	9442.90	9528.38	9928.03	10396.39
41	Railway and tramway plant and rolling stock	41.35	29.06	25.04	125.87	393.05
42	Motor and other vehicles	17554.50	25234.13	28097.49	43090.45	42305.56
43	Ships, boats and aircraft's	57.69	60.68	136.17	117.96	108.57
44	Clocks and watches and parts thereof	50.83	56.51	66.18	47.19	60.14
45	Arms and ammunitions	233.16	371.66	498.63	464.96	507.58
46	Toys, games and sports goods	406.71	408.91	416.83	324.33	278.43
47	Sub-total (1 to 46)	140985.34	144463.66	167000.38	181405.65	183798.79
48	All other articles	14919.80	22808.02	26179.32	46869.49	66022.29
49	Gross Collection (47 to 48)	155905.14	167271.68	193179.70	228275.14	249821.08
50	Refund & Rebates	7646.29	5782.91	8527.42	8453.67	10362.12
51	Net collection (54-55)	148258.85	161488.77	184652.28	219821.47	239458.96
52	Total imports duty	146439.51	156554.36	179722.75	213285.30	...
53	1 % Ware House Charges	887.45	995.88	1598.29	1660.09	...
54	Miscellaneous	1861.46	2987.49	3636.25	3870.35	...
55	Export duty	394.53	862.40	390.71	471.07	...
56	25% Export Development Charges	3403.47	3691.55	5174.30	5291.13	...
57	Regulatory Duty	--	2179.98	2544.84	2111.14	...

Contd.

8.1 Customs Revenue Receipts

(Million Rupees)

S.No.	Description	Monthly			
		Apr., 2013	May, 2013	Jun, 2013	Jul, 2013
1	Meat, fish and other preparations	12.63	12.33	9.63	9.15
2	Milk, Butter, Cheese and Honey	197.89	115.34	253.24	189.05
3	Fruits, nuts and vegetables	122.95	150.94	145.17	172.87
4	Coffee, nuts and vegetables	271.95	282.01	190.23	249.04
5	Oil-seeds & miscellaneous fruits	5.54	9.70	15.70	13.91
6	Vegetable plaiting Materials	73.43	64.21	68.19	74.20
7	Animal and vegetable fats and oil	2509.90	1442.25	1352.77	1977.76
8	Sugar and confectionery	23.98	20.14	20.59	33.50
9	Edible, preparation of cereals and vegetables	302.74	326.96	325.86	329.20
10	Beverages, spirits and vinegars	16.03	18.91	15.22	12.20
11	Residues an Waste from the food industries, Prepared animal fodder	2.14	2.45	1.67	2.08
12	Tobacco	18.06	12.20	3.88	23.03
13	Minerals, fuel, oils and products thereof	1615.53	4149.70	1891.82	1007.48
14	Chemicals and chemicals products	671.38	689.33	587.76	602.05
15	Pharmaceutical products	154.87	158.37	172.52	130.83
16	Dyes, colours, paints and varnishes	262.51	272.65	220.53	275.32
17	Perfumery, soap and toilet preparations	293.98	351.88	284.86	332.27
18	Albuminoidal substances modified starches, glues,enzymes	18.83	27.77	18.76	16.54
19	Matches and other explosives	4.25	1.70	0.31	0.58
20	Photographic and cinematographic goods	91.75	122.68	119.43	166.61
21	Plastic and articles thereof	776.22	868.18	855.63	833.10
22	Rubber and articles thereof	159.02	182.90	191.14	176.50
23	Leather articles and footwear	101.76	169.77	176.32	196.59
24	Wood & articles of wood; wood charcoal	39.45	30.59	36.24	36.02
25	Wood, paper and stationery	497.21	560.51	603.55	404.23
26	Silk yarn and fabrics	10.14	7.40	8.08	6.46
27	Fabrics of Wool, flax, ramle metal, vegetable	43.38	48.85	47.56	42.93
28	Cotton, textile, fibre & other paper & veg yarn	142.75	220.84	192.23	136.94
29	Yarn and fabrics of man-made fiber	600.22	578.37	555.28	535.92
30	Carpets & other floor covering	24.44	19.70	16.66	23.16
31	Special Woven Fabrics and Variety	23.13	22.83	37.42	27.94
32	Textile articles including knitted & crocheted goods	119.29	181.90	181.40	184.49
33	Other made up textile articles;set;worn colothing & textile articles;rugs	66.18	84.76	55.02	110.66
34	Glasses and earthen/ware	311.43	338.69	293.48	326.11
35	Precious metals,stones,pearls & imitation jewellery	3.57	5.30	3.54	4.86
36	Iron & steel manufactures thereof	876.88	983.46	917.76	601.67
37	Metals other than gold, silver, iron & steel	142.97	158.10	104.83	96.60
38	Cutlery, tools articles of base metals	87.05	103.23	76.68	107.21
39	Machinery and mechanical appliances	1108.22	1169.94	1280.42	844.51
40	Electric machinery and equipment	862.29	1103.40	970.08	782.90
41	Railway and tramway plant and rolling stock	11.89	146.15	7.10	1.14
42	Motor and other vehicles	3971.34	3477.10	3668.02	2635.11
43	Ships, boats and Air crafts	2.97	23.31	4.93	1.73
44	Clocks, watches and parts thereof	5.44	7.26	7.74	2.81
45	Arms and ammunitions	42.78	54.42	48.19	20.54
46	Toys, games and sports goods	20.89	29.76	29.30	34.41
47	Sub total (1 to 46)	16721.25	18808.24	16066.74	13792.21
48	All other articles	5285.41	2660.70	11348.56	3023.00
49	Gross	22006.66	21468.94	27415.30	16815.21
50	Refund	216.43	197.07	117.41	70.27
51	Rebate	831.67	405.87	67.26	460.24
52	Refund & Rebate	1048.1	602.94	184.67	530.51
53	Net	20958.56	20866.00	27230.63	16284.70

Contd.

8.1 Customs Revenue Receipts

(Million Rupees)

S.No	Description	Monthly			
		Aug. 2013	Sep, 2013	Oct, 2013	Nov, 2013
1	Meat, fish and other preparations	14.88	16.89	21.76	32.52
2	Milk, Butter, Cheese and Honey	146.51	203.67	127.17	379.57
3	Fruits, nuts and vegetables	169.33	154.30	196.76	213.28
4	Coffee, nuts and vegetables	231.81	316.87	234.07	290.14
5	Oil-seeds & miscellaneous fruits	10.84	12.83	10.5	14.76
6	Vegetable plaiting Materials	87.79	85.17	99.32	81.35
7	Animal and vegetable fats and oil	1718.68	1438.33	1660.22	1700.2
8	Sugar and confectionery	23.26	20.77	19.53	22.02
9	Edible, preparation of cereals and vegetables	218.23	309.15	300.57	279.87
10	Beverages, spirits and vinegars	11.39	6.92	13.76	12.97
11	Residues an Waste from the food industries, Prepared animal fodder	3.79	11.96	6.13	9.5
12	Tobacco	13.94	28.24	25.86	6.64
13	Minerals, fuel, oils and products thereof	1073.70	1553.46	1332.55	1777
14	Chemicals and chemicals products	639.09	583.86	633.69	630.57
15	Pharmaceutical products	140.06	163.41	190.52	209.33
16	Dyes, colours, paints and varnishes	249.04	235.68	254.33	290.45
17	Perfumery, soap and toilet preparations	329.41	316.60	307.82	425.86
18	Albuminoidal substances modified starches, glues,enzymes	22.04	17.55	18.61	22.79
19	Matches and other explosives	0.02	1.79	1.39	3.9
20	Photographic and cinematographic goods	132.50	109.39	88.72	140.22
21	Plastic and articles thereof	740.00	783.87	720.55	834.24
22	Rubber and articles thereof	175.79	179.67	187.23	230.39
23	Leather articles and footwear	153.15	217.15	168.99	181.09
24	Wood & articles of wood; wood charcoal	33.84	25.22	42.63	47.07
25	Wood, paper and stationery	448.94	483.22	391.84	529.92
26	Silk yarn and fabrics	9.89	15.12	12.47	3.86
27	Fabrics of Wool, flax, ramle metal, vegetable	46.23	44.65	43.16	48.98
28	Cotton, textile, fibre & other paper & veg yarn	190.17	150.00	132.46	171.08
29	Yarn and fabrics of man-made fiber	585.01	634.92	612.49	711.39
30	Carpets & other floor covering	24.59	14.60	18.48	21.56
31	Special Woven Fabrics and Variety	29.29	28.62	25.25	31.96
32	Textile articles including knitted & crocheted goods	147.42	200.79	185.69	202.34
33	Other made up textile articles;set;worn colothing & textile articles;rugs	94.32	97.67	109.78	141.53
34	Glasses and earthen/ware	337.29	330.45	276.15	326.11
35	Precious metals,stones,pearls & imitation jewellery	4.00	6.53	3.68	5.05
36	Iron & steel manufactures thereof	565.94	673.67	549	833.05
37	Metals other than gold, silver, iron & steel	116.20	126.92	127.56	147.09
38	Cutlery, tools articles of base metals	71.30	82.28	105.54	103.1
39	Machinery and mechanical appliances	1002.05	1092.32	925.94	1162.79
40	Electric machinery and equipment	777.31	730.31	689.75	904.75
41	Railway and tramway plant and rolling stock	3.21	11.52	4.31	20.23
42	Motor and other vehicles	2949.76	2767.69	2343.7	3098.45
43	Ships, boats and Air crafts	7.11	6.23	0.97	11.03
44	Clocks, watches and parts thereof	7.01	2.59	3.99	6.43
45	Arms and ammunitions	18.34	15.07	17.59	17.37
46	Toys, games and sports goods	19.92	19.93	27.01	25.81
47	Sub total (1 to 46)	13794.39	14327.85	13269.49	16359.61
48	All other articles	3564.99	6355.30	4352.01	2996.06
49	Total Import Duty	18184.41
50	Warehouse Charges	84.01
51	Regularly Duty	319.21
52	Miscellienous	233.84
53	0.25 % Export Development Charges	519.54
54	Export Duties	14.65
55	Gross	17359.38	20683.15	17621.50	19355.64
56	Refund	193.95	15.46	230.93	17.48
57	Rebate	1163.58	543.87	940.63	603.04
58	Refund & Rebate	1357.53	559.33	1171.56	620.52
59	Net	16001.85	20123.82	16449.94	18735.12

Contd.

8.1 Customs Revenue Receipts

(Million Rupees)

S.No	Description	Monthly				
		Dec, 2013	Jan,2014	Feb,2014	Mar,2014	Apr,2014
1	Meat, fish and other preparations	35.35	32.94	22.62	16.70	22.21
2	Milk, Butter, Cheese and Honey	288.16	312.07	277.82	266.93	133.68
3	Fruits, nuts and vegetables	148.76	194.20	193.84	234.99	305.55
4	Coffee, nuts and vegetables	299.14	385.08	385.55	358.68	308.61
5	Oil-seeds & miscellaneous fruits	20.07	22.27	11.37	10.63	8.11
6	Vegetable plaiting Materials	88.52	99.57	92.50	110.75	83.51
7	Animal and vegetable fats and oil	1595.33	1819.06	1449.54	1567.08	1802.42
8	Sugar and confectionery	26.43	39.63	42.82	35.96	36.4
9	Edible, preparation of cereals and vegetables	295.98	435.62	319.72	395.18	436.68
10	Beverages, spirits and vinegars	6.47	24.03	12.86	14.23	16.83
11	Residues an Waste from the food industries, Prepared animal fodder	4.2	10.15	8.58	19.59	16.22
12	Tobacco	15.07	17.14	13.29	21.65	15.72
13	Minerals, fuel, oils and products thereof	1582.01	978.80	2048.10	1258.04	575.51
14	Chemicals and chemicals products	666.24	756.28	703.27	805.69	794.45
15	Pharmaceutical products	207.02	173.60	161.30	188.93	201.58
16	Dyes, colours, paints and varnishes	315.44	350.96	311.48	308.93	326.89
17	Perfumery, soap and toilet preparations	349.31	461.16	450.68	461.02	474.55
18	Albuminoidal substances modified starches, glues,enzymes	21.36	28.41	27.11	27.06	34.66
19	Matches and other explosives	0.21	2.51	0.22	1.84	12.72
20	Photographic and cinematographic goods	124.81	137.66	151.16	130.31	144.13
21	Plastic and articles thereof	890.11	1050.62	978.07	1004.41	980.76
22	Rubber and articles thereof	225.18	242.94	211.04	179.29	192.31
23	Leather articles and footwear	141.43	150.31	223.06	61.62	119.87
24	Wood & articles of wood; wood charcoal	60.07	41.45	44.14	46.41	60.84
25	Wood, paper and stationery	476.82	500.87	545.86	540.89	555.57
26	Silk yarn and fabrics	10.44	9.32	18.38	6.77	12.75
27	Fabrics of Wool, flax, ramle metal, vegetable	48.16	72.87	79.65	50.92	73.59
28	Cotton, textile, fibre & other paper & veg yarn	165.49	146.52	167.00	108.81	266.55
29	Yarn and fabrics of man-made fiber	697.47	946.53	840.26	732.85	854.56
30	Carpets & other floor covering	19.07	26.10	22.77	32.97	28.18
31	Special Woven Fabrics and Variety	29.07	31.82	25.48	23.82	29.42
32	Textile articles including knitted & crocheted goods	251.86	256.56	247.26	179.93	219.66
33	Other made up textile articles;set,worn colothing & textile articles;rugs	152.15	148.64	105.74	100.54	95.37
34	Glasses and earthen/ware	371.61	465.09	431.32	352.24	428.19
35	Precious metals,stones,pearls & imitation jewellery	4.03	4.30	5.50	3.47	5.95
36	Iron & steel manufactures thereof	720.18	855.07	634.79	830.21	875.39
37	Metals other than gold, silver, iron & steel	144.23	206.34	224.91	201.53	141.58
38	Cutlery, tools articles of base metals	91.37	141.08	124.87	107.49	117.84
39	Machinery and mechanical appliances	1111.75	1277.62	1341.85	1153.93	1197.33
40	Electric machinery and equipment	887.17	989.67	928.40	919.89	938.05
41	Railway and tramway plant and rolling stock	19.56	53.35	5.88	7.52	216.85
42	Motor and other vehicles	2443.91	3670.28	2917.22	3473.89	3010.08
43	Ships, boats and Air crafts	3.89	3.06	1.27	2.21	3.98
44	Clocks, watches and parts thereof	8.57	5.90	4.46	6.75	5.7
45	Arms and ammunitions	34.53	23.09	36.83	26.03	52.06
46	Toys, games and sports goods	29.49	33.66	28.70	17.31	34.19
47	Sub total (1 to 46)	15127.49	17634.20	16878.54	16405.89	16267.05
48	All other articles	8146.06	2214.31	1811.52	6609.20	6609.31
49	Total Import Duty	22100.53	18631.65	17053.20	21670.70	17630.14
50	Warehouse Charges	113.87	96.82	101.20	99.04	108.59
51	Regularly Duty	188.38	255.12	566.26	160.35	355.07
52	Miscellienous	293.72	273.14	394.76	507.01	348.68
53	0.25 % Export Development Charges	529.47	533.45	521.79	524.33	489.93
54	Export Duties	47.56	58.30	52.83	53.75	41.48
55	Gross	23273.54	19848.48	18690.04	23015.18	18973.89
56	Refund	37.27	19.96	15.34	21.85	15.66
57	Rebate	742.89	897.15	799.51	625.33	550.22
58	Refund & Rebate	780.16	917.11	814.85	647.18	565.88
59	Net	22493.38	18931.37	17875.19	22368.00	18408.01

Source: Federal Board of Revenue, Islamabad.

9. SOCIAL

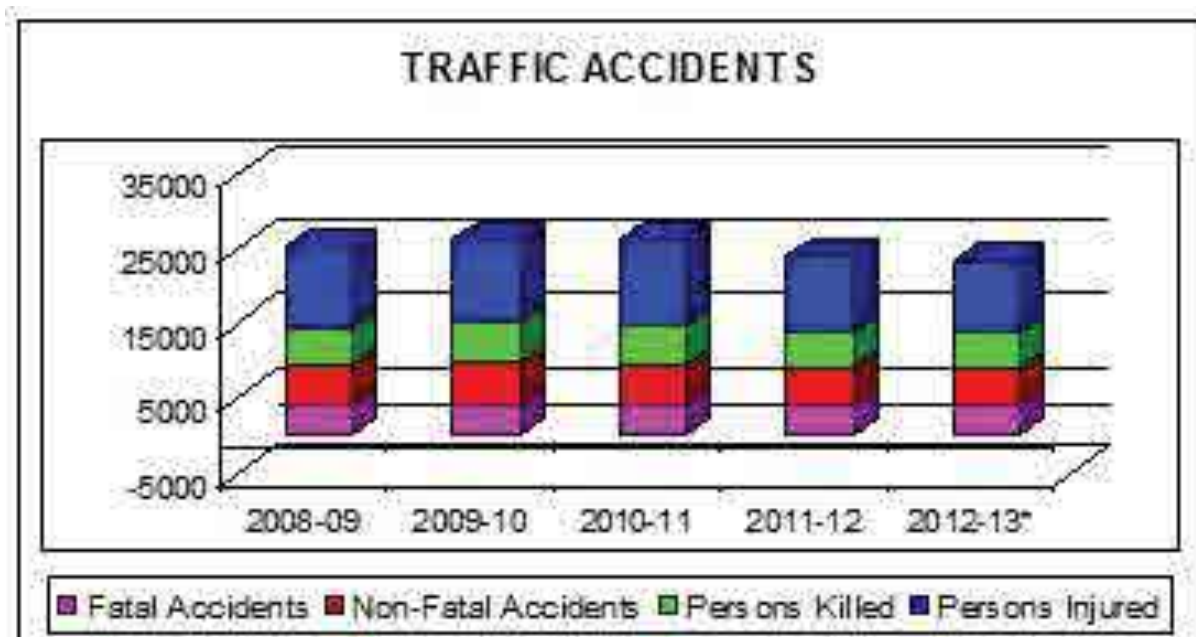
9.1 Data on Traffic Accidents

Year/Month	Total Number of Accidents	Accident		Persons		Total Number of Vehicles Involved
		Fatal	Non - Fatal	Killed	Injured	
PAKISTAN						
2008-09	9496	4145	5351	4907	11037	10322
2009-10	9747	4378	5369	5280	11173	10496
2010-11	9723	4280	5443	5271	11383	10822
2011-12	9140	3966	5174	4758	10145	9986
2012-13*	8988	3884	5104	4719	9710	9876
2013 Apr	724	318	406	412	776	829
May	723	303	420	353	829	724
Jun	762	341	421	408	812	839
Jul	766	319	447	397	912	847
Aug	840	355	485	415	938	931
Sep	816	364	452	430	793	920
Oct	827	345	482	410	969	906
Nov	704	289	415	356	814	798
Dec	717	326	391	381	810	802
2014 Jan	723	329	394	392	807	791
Feb	504	199	305	258	643	561
Mar	526	217	309	290	654	611
Apr	607	235	372	331	759	705

Note: Data from July,2012 onward includes ICTs.

Contd.

* Included Islamabad



9.1 Data on Traffic accidents

Year/Month	Total Number of Accidents	Accident		Persons		Total Number of Vehicles Involved
		Fatal	Non - Fatal	Killed	Injured	
2012-13	201	107	94	109	180	212
ISLAMABAD						
2013	21	10	11	12	18	35
Apr	15	8	7	9	19	15
May	12	7	5	1	10	12
Jun	30	15	15	15	14	30
Jul	23	10	13	10	13	23
Aug	24	14	10	17	7	24
Sep	29	13	16	14	20	29
Oct	16	6	10	6	13	16
Nov	18	9	9	12	16	18
Dec	21	14	7	17	36	21
2014	16	5	11	5	20	16
Jan	13	5	8	5	13	13
Feb	24	10	14	12	23	24
Mar						
Apr						
PUNJAB						
2008-09	5240	2471	2769	2912	5790	5240
2009-10	5344	2590	2754	3083	5856	5344
2010-11	5420	2591	2829	3167	5809	5420
2011-12	4990	2361	2629	2888	5071	4990
2012-13	4587	2213	2374	2692	4515	4587
2013	379	187	192	249	367	379
Apr	366	176	190	208	360	366
May	391	203	188	240	405	391
Jun	352	169	183	216	367	352
Jul	357	176	181	203	373	357
Aug	388	189	199	232	384	388
Sep	390	167	223	193	391	390
Oct	336	148	188	180	335	336
Nov	327	170	157	207	355	327
Dec	350	178	172	217	394	350
2014	203	93	110	136	252	203
Jan	233	102	131	123	295	233
Feb	258	106	152	135	232	258
Mar						
Apr						
SINDH						
2008-09	1433	824	609	961	1160	1562
2009-10	1465	883	582	1031	1261	1580
2010-11	1270	758	512	927	1071	1541
2011-12	1054	681	373	756	681	1121
2012-13	935	582	353	696	637	960
2013	72	38	34	50	71	75
Apr	55	32	23	39	93	58
May	66	35	31	49	38	67
Jun	81	52	29	58	74	81
Jul	85	54	31	65	52	85
Aug	93	65	28	68	38	97
Sep	94	66	28	80	75	95
Oct	72	48	24	66	60	83
Nov	97	59	38	66	59	103
Dec	79	53	26	59	54	92
2014	66	39	27	50	42	83
Jan	70	43	27	56	62	88
Feb	66	42	24	98	158	92
Mar						
Apr						

Contd.

9.1 Data on Traffic Accidents

Year/Month	Total Number of Accidents	Accident		Persons		Total Number of Vehicles Involved
		Fatal	Non - Fatal	Killed	Injured	
<u>Khyber P.Khwa</u>						
2008-09	2392	644	1748	786	3340	2975
2009-10	2559	712	1847	921	3560	3128
2010-11	2722	773	1949	986	4153	3479
2011-12	2772	785	1987	953	3913	3501
2012-13	2968	846	2122	1059	4016	3736
2013						
Apr	223	71	152	88	298	302
May	269	79	190	89	341	265
Jun	275	87	188	109	343	345
Jul	271	70	201	95	428	345
Aug	335	95	240	111	458	417
Sep	276	80	196	95	329	366
Oct	286	85	201	94	408	356
Nov	256	75	181	87	373	336
Dec	250	74	176	82	351	322
2014						
Jan	252	71	181	83	303	306
Feb	199	50	149	52	292	233
Mar	184	50	134	59	253	239
Apr	230	61	169	70	306	298
<u>Balochistan</u>						
2008-09	431	206	225	248	747	545
2009-10	379	193	186	245	496	444
2010-11	311	158	153	191	350	382
2011-12	324	139	185	161	480	374
2012-13	297	136	161	163	362	381
2013						
Apr	29	12	17	13	22	38
May	18	8	10	8	16	20
Jun	18	9	9	9	16	24
Jul	32	13	19	13	29	39
Aug	40	20	20	26	42	49
Sep	35	16	19	18	35	45
Oct	28	14	14	29	75	36
Nov	24	12	12	17	33	27
Dec	25	14	11	14	29	32
2014						
Jan	21	13	8	16	20	22
Feb	20	12	8	15	37	26
Mar	26	17	9	47	31	38
Apr	29	16	13	16	40	33

Source: Provincial Police Departments
& ICT Police.

9.2 Data on Telecommunication 2014

Months	Distribution of Cellular Mobile Subscribers					
	Total	Moblink	Zong	Ufone	Telenor	Warid
January	133,606,004	37,617,798	24,366,879	25,033,285	33,748,975	12,839,067
February	134,609,592	37,775,100	24,901,387	24,557,841	34,491,019	12,884,245
March	136,469,886	38,154,534	25,594,413	24,570,563	35,210,948	12,939,428
April	137,683,211	38,300,475	25,981,940	24,572,998	35,876,539	12,951,259
May						
June						
July						
August						
September						
October						
November						
December						

Source : Pakistan Telecommunication Authority, Islamabad.

9.3 Visitors at Archaeological Museum in Pakistan

Area/ attraction	February,2014		Mar,2014		April,2014	
	Foreigner	National	Foreigner	National	Foreigner	National
PAKISTAN	916	142829	1299	162300	935	155819
<u>ISLAMABAD</u>	289	75936	393	75145	243	75774
Pakistan Museum of Natural History	20	6013	31	7161	15	6211
Lok Virsa Heritage Museum	168	19610	164	12980	79	14206
Pakistan Monument Museum	101	50313	198	55004	149	55357
<u>PUNJAB</u>	475	52533	730	66533	584	65203
Lahore Museum Lahore	187	20501	293	20737	307	27600
Allama Iqbal Library & Museum, Sialkot.	3	685	3	510	5	590
Museum, Taxila, Rawalpindi	113	4284	195	9747		
Museum, Harappa, Sahiwal.	35	7568	50	7664	14	9584
Allama Iqbal Museum, Javaid Manzil, Lahore	4	1578	3	1252	4	1673
PMDC Khewara Mines Museum, Chakwal	133	17917	186	26623	254	25756
<u>SINDH</u>	144	12854	161	18868	108	12912
National Museum of Pakistan, Karachi	22	2092	30	7758	10	2765
Sindh Provincial Museum, Hyderabad.	30	2850	22	2610	25	2960
Museum, Banbhore, Thatta.	-	510	3	579	-	345
Museum, Moenjodaro, Larkana.	3	5576	27	5585	8	5031
Museum Umerkot, Tharparkar.	3	1320	1	1696	-	1134
Quid-e-Azam Birth Place, Karachi.	*	*	*	*	*	*
Quid-e-Azam House Museum, Karachi	86	506	78	640	65	677
KHYBER PAKHTUNKHWA	8	1465	15	1634	0	1863
Peshawar Museum, Peshawar.	8	1250	15	1449	-	1601
Museum Saidu Sharif, Swat.	NIL	NIL	NIL	NIL	NIL	NIL
Dir Museum, Chakdara	-	215	-	185	-	262
<u>BALUCHISTAN</u>	-	41	-	120	-	67
Museum Balochistan, Quetta.	-	41	-	120	-	67

* = Quid-e-Azam Birth place is closed for purpose of renovation work therefore no person visited the monument
NIL = Due to Law and order situation.

Source:-Department of Archaeology and Museum,
Government of Pakistan & Provincial Government

9.4 Visitors at Heritage Site in Pakistan

Area/ attraction	February 2014		March 2014		April 2014	
	Foreigner	National	Foreigner	National	Foreigner	National
PAKISTAN	809	107345	1397	143413	945	124405
<u>PUNJAB</u>	758	89172	1310	125191	869	107084
Jhangirs Tomb, Lahore	65	5000	65	7100	60	7800
Shalimar Garden, Lahore	80	14000	50	6500	55	4500
Royal Fort (Shahi Qila), Lahore	450	55000	900	90000	700	80000
Hiran Minar & Tank, Sheikhpura	15	3320	50	4180	40	5200
Harappa, Sahiwal	35	7568	50	7664	14	9584
Taxila, Rawalpindi	113	4284	195	9747		
<u>SINDH</u>	6	10446	31	10400	10	9100
Banbhore , Thatta.	-	510	3	579	-	345
Makli Hill Monument, Thatta	-	3040	-	2540	2	2590
Moenjodaro, Larkana.	3	5576	27	5585	8	5031
Umerkot Fort, Tharparkar.	3	1320	1	1696	-	1134
KHYBER PAKHTUNKHWA.	45	7727	56	7822	66	8221
Remains of Takht-i-Bhai, Mardan	-	7100	-	7300	5	7700
Butkara Site Museum, Saidu Sharif, Swat	-	27	1	22	1	21
Julian Site, Haripur	45	600	55	500	60	500
<u>BALUCHISTAN</u>						

Source: Department of Archaeology and Museum,

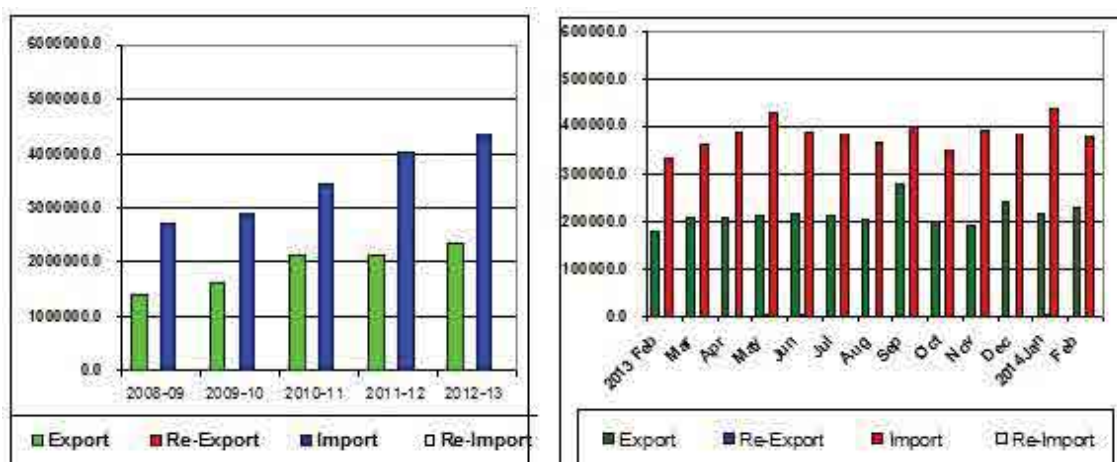
10. TRADE

10.1 Value of Foreign Trade

(Million Rupees)

Year / Month	Exports	Re-Exports	Imports	Re-Imports	Balance of Trade
2008-09	1383717.5	21927.3	2723569.9	1642.9	-1319568.0
2009-10	1617457.6	23470.1	2910975.3	14.3	-1270061.9
2010-11	2120846.7	30576.3	3455285.6	2072.6	-1305935.2
2011-12	2110605.5	18570.2	4009093.0	--	-1883049.0
2012-13	2366477.8	9946.3	4349879.5	--	-1973455.4
2013 Feb	179747.0	70.3	331464.7	--	-151647.4
Mar	209240.8	32.8	361585.0	--	-152311.4
Apr	209142.2	298.8	384277.1	--	-174836.1
May	210829.2	3148.5	427530.9	--	-213553.2
Jun	214326.5	2261.2	388358.4	--	-171770.7
Jul	210465.3	24.5	383244.9	--	-172755.1
Aug	204136.9	1273.1	367645.0	--	-162235.0
Sep	275482.9	433.9	399041.6	--	-123124.8
Oct	197939.6	22.7	348471.0	--	-150508.7
Nov	193,132.7	796.3	392,509.9	-	-198,580.9
Dec	241,842.6	1,544.2	380,944.2	-	-137,557.4
2014 Jan	214,541.9	2,618.4	435,970.2	25.0	-218,834.9
Feb	227,292.7	1,226.4	377,909.2	22.4	-149,412.5

Value of Foreign Trade

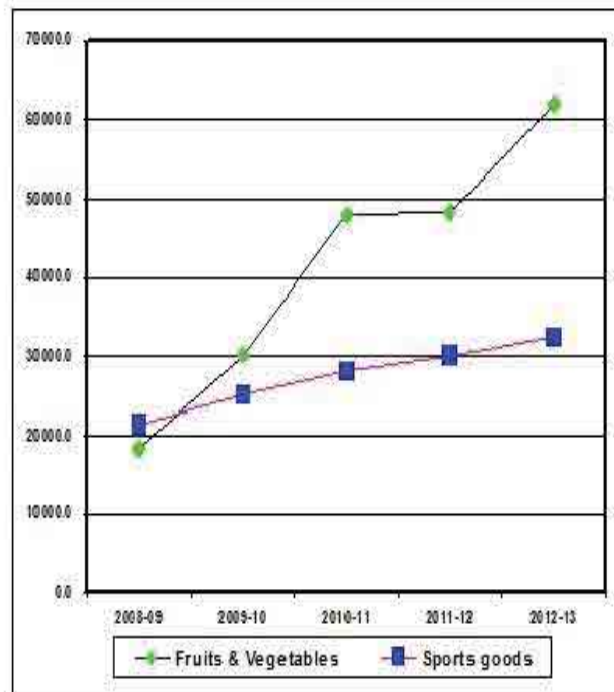
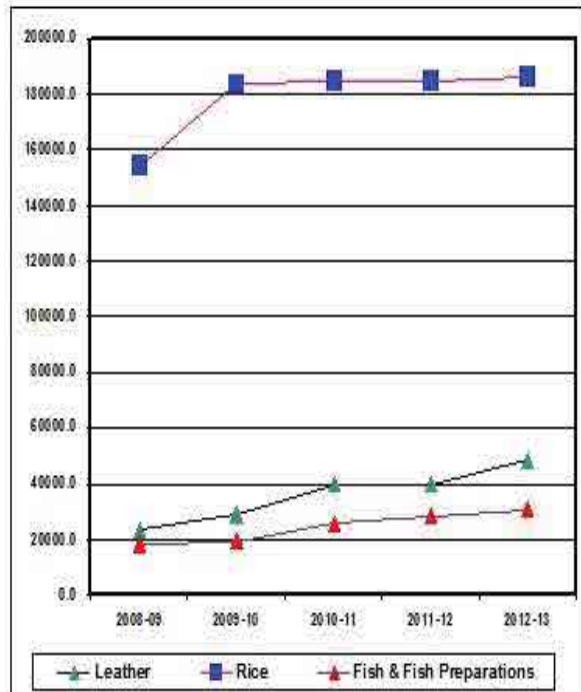
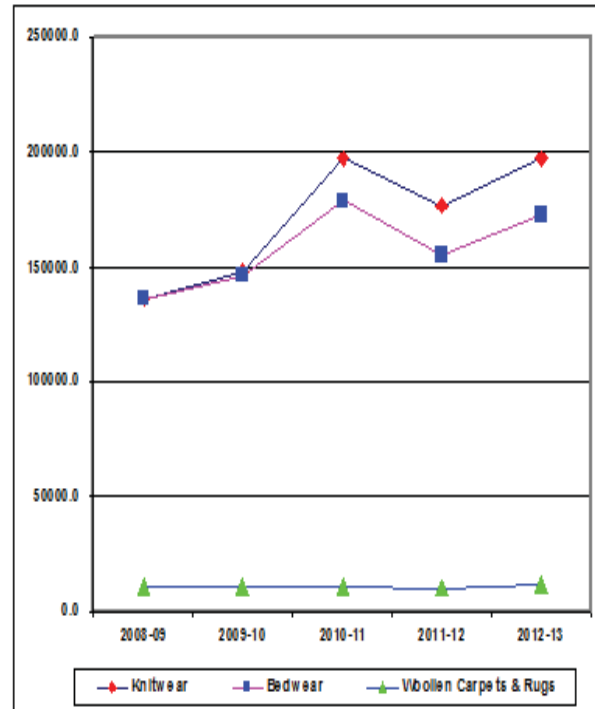
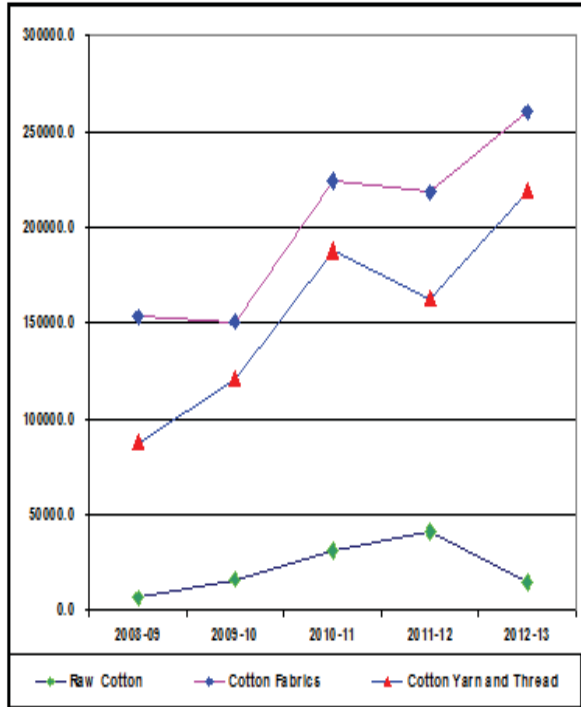


10.2 Exports by Commodity/Group

(Million Rupees)

Year/Month	Raw Cotton	Cotton Fabrics	Cotton Yarn and Thread	Knitwear	Bedwear	Woollen Carpets & Rugs	Leather	Rice	Fish & Fish Preparations	Fruits & Vegetables	Sports goods
2008-09	6826.5	153037.4	87813.2	135997.2	136103.4	11158.8	23393.0	154762.9	18464.9	18304.2	21391.3
2009-10	16365.5	150935.5	120767.9	147864.8	146195.1	11119.1	28698.3	183370.3	19049.8	30243.8	25020.8
2010-11	31168.4	224257.0	188271.8	197144.5	178596.0	11034.4	39744.3	184674.6	25313.9	47895.6	28208.4
2011-12	41392.6	218159.8	163403.5	176652.4	155108.3	10113.5	39841.2	184405.0	28597.6	48321.8	30241.0
2012-13	14888.1	260237.5	219017.0	197434.3	172724.2	11484.6	48455.7	186623.1	30759.1	62126.8	32375.2
2013 Jan	1199.5	19815.5	15797.0	15661.0	15058.1	599.1	3088.0	24160.7	2269.5	9757.5	2635.8
Feb	1714.1	19972.5	18413.9	13854.1	13129.0	1002.5	3078.5	18163.7	1925.2	8224.3	2514.6
Mar	1840.8	24903.2	20871.4	14465.7	14931.2	674.5	4993.6	19972.7	3208.7	8787.8	3273.7
Apr	1130.4	23375.6	18914.1	14775.0	14733.4	852.3	5420.2	19934.7	2287.8	6275.2	2866.3
May	831.3	23847.5	19747.8	17675.9	16141.4	1467.3	5773.1	16633.7	3494.3	3726.8	3303.8
Jun	710.3	21992.4	18930.5	19686.1	15092.7	1025.1	5033.8	16141.8	2597.7	4636.2	3164.8
Jul	879.6	23139.6	20740.6	19715.9	17182.2	1008.4	4533.7	15154.0	2019.9	4410.0	3023.9
Oct	1691.8	27969.1	18290.4	20122.3	17387.2	1142.9	4209.0	14828.6	3555.9	3158.4	1919.1
Nov	3,269.7	20,535.4	14,937.1	17,068.7	16,817.9	1,431.7	3,887.3	14,791.7	3,093.1	4,893.1	2,070.2
Dec	2,876.5	26,186.3	20,046.9	21,784.5	20,047.3	1,632.9	5,013.0	28,049.8	3,760.3	8,715.9	3,567.5
2014 Jan	1,600.4	22,358.8	14,196.4	19,638.3	18,468.8	829.0	4,012.3	28,224.3	1,872.6	11,006.7	2,925.7
Feb	949.8	25,195.3	17,868.1	18,398.4	17,692.2	1,114.9	4,796.9	25,052.9	2,478.5	8,817.7	3,570.0

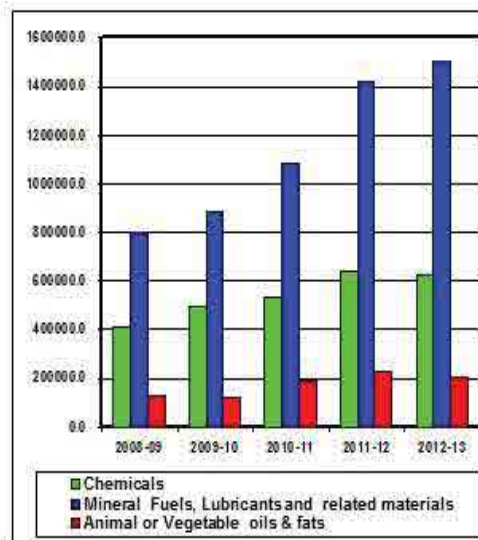
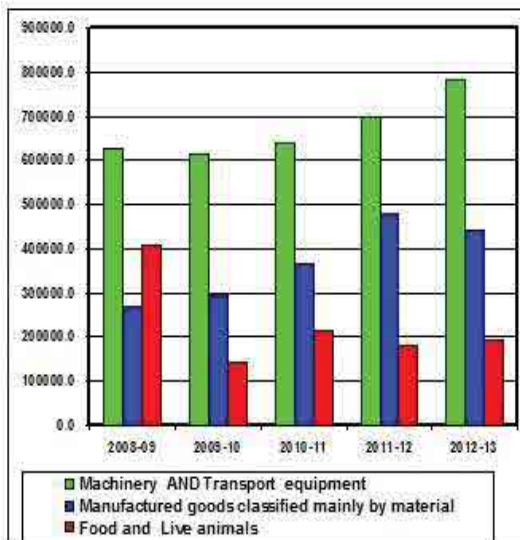
EXPORTS BY COMMODITY GROUPS



10.3 Imports by Commodity/Group

Year/Month	(Million Rupees)					
	Machinery and Transport equipment	Manufactured goods classified mainly by material	Food and Live animals	Chemicals	Mineral Fuels, Lubricants and related materials	Animal or Vegetable oils & fats
2008-09	626010.2	271679.1	409810.3	409810.3	797188.9	124316.2
2009-10	616893.3	294972.2	141005.7	492227.1	883653.4	120975.4
2010-11	639389.0	369322.2	214132.4	528988.9	1084764.7	190133.7
2011-12	699993.9	482498.6	179555.6	637823.7	1420173.6	228731.4
2012-13	783966.3	444919.9	190555.4	621466.0	1504034.0	205311.0
2013 Jan	66014.4	40641.8	20129.7	48917.2	118690.1	19058.6
Feb	59274.1	36485.3	17948.2	43078.9	96993.9	21028.5
Mar	54851.2	38092.6	17645.6	47721.9	128879.6	13915.8
Apr	59722.7	42249.9	13818.7	51105.6	129234.6	16629.2
May	81303.4	43373.3	15029.7	57894.0	142925.1	15258.1
Jun	74033.1	41742.8	14626.9	62358.1	125140.5	13020.3
Jul	60541.1	32194.6	12431.6	51923.4	133224.5	19743.7
Aug	68993.0	32652.1	13439.7	51909.9	140751.1	16976.9
Sep	81804.4	36205.8	20413.5	56663.9	144168.3	14752.8
Oct	68217.6	35722.2	19060.5	52558.6	126158.0	17348.1
Nov	67,752.0	43,246.2	19,899.0	64,561.9	143,066.2	18,397.2
Dec	76,466.1	42,969.8	21,181.1	62,938.5	118,317.5	13,919.8
2014 Jan	94,941.2	47,693.4	21,282.4	69,775.1	130,415.0	19,813.3
Feb	65,719.5	41,569.2	18,029.9	50,805.3	132,054.1	15,645.9

IMPORTS BY COMMODITY/GROUPS



10.4 Exports by Selected Commodities in Dollars

(In Thousand Dollar)

GROUPS / COMMODITIES	UNIT	JAN - 2014		CUML. FROM JUL. 2013		JAN - 2013		CUML FROM JULY,2012	
		QUANTITY VALUE	QUANTITY VALUE	QUANTITY VALUE	QUANTITY VALUE	QUANTITY VALUE	QUANTITY VALUE		
GRAND TOTAL			2060624		14677178		2023007		14047303
A.PRIMARY COMMODITIES			451453		2360535		443516		2004518
01.RICE	MT	511019	267819	2220902	1211897	492641	247873	1787225	997701
(I) RICE BASMATI	MT	67018	73970	336290	368487	55876	55808	345863	334111
(II) RICE OTHER VARIETIES	MT	444001	193849	1884612	843409	436765	192065	1441362	663589
02.FISH AND FISH PREPARATIONS	KG	8062170	17769	79077968	200435	11480257	23283	80494836	180137
03.FRUILTS & VEGETABLES INCL..JUICES	KG	241555793	106652	855660278	413266	262511073	103442	742297847	338046
(I) FRUILTS	KG	156388704	75596	502180126	280471	134592150	69809	417808461	220941
(II) VEGETABLES	KG	83321246	28847	327686228	110697	123005948	30296	297832242	95851
(III) FRUIT & VEGETABLE JUICES	KG	1845843	2210	25793924	22099	4912975	3336	26657144	21254
04.WHEAT	MT			19827	6919	11569	3821	138567	43488
05.WHEAT FLOUR	MT	18261	8765	306205	116700	76984	19249	590469	156540
06.SPICES(INCL. CHILLIES)	KG	1654435	5147	9423138	28853	1735733	6548	9538699	35586
07.OIL SEEDS, NUTS AND KERNALS	KG	6801953	11141	46480211	59823	1876529	2998	15474402	19356
08.LEGUMINOUS VEGETABLE	KG	40800	43	3226565	2819	605	1	1203957	972
09.FLOWERS	KG	58370	95	139799	308	59234	128	268692	600
10.RAW HIDES AND SKINS	KG	2028	48	237719	608	400	3	400	3
11.RAW WOOL AND ANIMAL HAIR	KG	1358529	1488	6903433	8563	1119328	1682	5286316	7173
(I) RAW WOOL	KG	967597	1051	3073714	3884	919798	1478	2274725	3673
(II) ANIMAL HAIR	KG	390932	437	3829719	4679	199530	204	3011591	3500
12.CRUDE ANIMAL MATERIAL	KG	1251011	3239	7687379	32246	1323339	3560	5965967	28134
13.CRUDE FERTILIZER	MT	772	94	6436	844	2559	271	11725	1388
14.MOLASSES	KG	22478384	2845	148161021	18244	16630	2	656951	104
15.RAW COTTON	MT	8933	15186	86994	154052	7282	12307	53540	90506
16.COTTON WASTE	MT	1783	2019	40741	44950	7140	7068	41631	51584
17.PETROLEUM CRUDE	MT								
18.MARLES AND STONES	MT	54769	6874	357989	50702	50614	7002	294451	41808
19.TOBACCO	KG	953641	2231	3282139	9228	1276948	4277	3405655	11389
(I) UN-MANUFACTURED	KG	934984	2176	3125025	8650	1272587	4262	3241571	10786
(II) MANUFACTURED EXCL. CIGARETTE	KG	18657	55	157114	578	4361	16	164084	603
20.COKE	MT			814	76			4	3
B.TEXTILES MANUFACTURES			1043448		7657839		1016585		7211637
01.COTTON YARN	KG	45629639	134396	404474394	1224099	52209661	161902	421767600	1268706
02.COTTON CLOTH	SQM	197687592	212162	1561465486	1639134	167735242	203295	1179193100	1528455
03.ARTICLES OF APPAREL & CLOTHING ACCESSORIES (EXCL. KNITWEARS)	DOZ	2592450	170487	16578717	1096981	2236969	158568	15751501	1026202
04.ART SILK AND SYNTHETIC TEXTILES	SQM	32219181	37491	200600259	209388	40529477	37345	173606507	200078
05.COTTON THREAD	KG	71781	313	2229909	9128	37640	165	2031674	8441
06.TEXTILE FAERICS WOVEN(OTHER THAN COTTON & ARTIFICIAL FABRICS)	--		65		1916		286		4852
07.TULE, LACE, EMEROIDERY ETC	--		1066		9167		880		6422
08.COTTON BAGS/SACKS	MT	449	764	4165	7647	518	893	5397	8691
09.TENIS & OTHER CANVAS GOODS	KG	3153236	8541	17266989	46386	3539291	13950	18505194	62285
10.BED WEAR	KG	26407690	175250	188070482	1254474	22697308	154486	152443315	1032092

Contd.

10.4 Exports by Selected Commodities in Dollars

(In Thousand Dollar)

GROUPS / COMMODITIES	UNIT	JAN - 2014		CUML. FROM JUL. 2013		JAN - 2013		CUML FROM JULY,2012	
		QUANTITY	VALUE	QUANTITY	VALUE	QUANTITY	VALUE	QUANTITY	VALUE
11.TOWELS	KG	13286226	58551	93813153	428687	15984330	69758	100084821	447629
12.TEXTILE MADE UPS (EXCL. TOWELS & BED WEAR)	--		52442		372394		46314		332184
13.KNITWEARS	DOZ	9735229	186347	64211069	1306995	7896655	160672	57667266	1224361
14.WASTE MATERIAL OF TEXTILE FIBRES/FABRICS	KG	3132184	1898	20941161	13601	2233556	1696	18310603	14216
15.YARN OTHER THAN COTTON YARN	KG	572476	1614	6237477	20987	937764	3255	7901307	25988
16.KNITTED OR CROCHATED FABRICS	SQM	736324	2058	6654598	16856	1432559	3122	10457650	21034
C.OTHER MANUFACTURES			328824		3131287		342592		3078105
01.CIGARETTES	THNO			72586	1363			15555	304
02.LEATHER	SQM	2188250	38073	16057205	289644	2086138	31681	14697984	252662
03.CARPETS,RUGS AND TAPESTRIES ETC	SQM	182235	8100	2159725	77007	157446	6237	1806410	70077
(I) WOOLLEN CARPETS AND RUGS	SQM	166566	7866	1945211	75317	139137	6147	1364631	67633
(II) WOOLLEN CARPET MACHINE MADE	SQM	250	6	2170	50	246	6	788	19
(III) TAPESTRY CLOTH	SQM	18		18				33	
(IV) CARPETS KNITTED & OTHER FLOOR COVERING	SQM	15401	228	212326	1640	18063	84	440958	2424
04.PETROLEUM PRODUCTS	MT	994	1042	574653	486476	295	183	1411	1076
05.FEEDING STUFF FOR ANIMALS	KG	40238512	10966	264765681	71476	20239492	4054	204427880	40934
06.CHEMICALS AND PHARMACEUTICAL PRODUCTS	--		68155		680115		66084		441014
(I) PLASTIC MATERIALS	KG	20658040	28059	151276870	209660	20233943	29179	159709985	219734
(II) PHARMACAUTICAL PRODUCTS.	KG	1539976	15607	9145321	96689	1505885	12542	9237644	93286
(III) FERTILIZER MANUFACTURES	MT							215	74
(IV) OTHER CHEMICAL	--		24489		373765		24363		127920
07.RUBBER MANUFACTURES	--		884		6391		628		5261
08.PAPER AND PAPER BOARD	KG	1606398	4398	8749896	24150	73961	139	5526811	16913
09.GUAR AND GUAR PRODUCTS	KG	2611542	6412	12320672	40611	2564810	15033	10531246	74416
10.CUTLERY	--		7350		50329		6834		48783
11.GOLD	GM								
12.COPPER AND ARTICLES THEREOF	--		20913		104756		22541		132849
13.MACHINERY & TRANSPORT EQUIPMENT (INCL.ENGINEERING ELECTRICAL GOODS)	--		26901		186158		23005		146256
(I) ELECTRIC FANS	NO	116745	2151	791306	15457	119676	2356	799562	16703
(II) TRANSPORT EQUIPMENT	--		799		7717		627		10911
(III) OTHER ELECTRICAL MACHINERY	--		6225		47840		4831		34516
(IV) MACHINERY SPECIALIZED PARTICULARS INDUSTRIES	--		3652		21699		2431		18395
(V) AUTO PARTS	--		2009		12943		1910		13301
(VI) OTHER MACHINERY	--		12066		80501		10851		52430
14.FOOIWEARS	PAIR	1310127	9929	8011221	62794	1356538	11162	7291690	60209
(I) LEATHER FOOTWEAR	PAIR	551353	8146	3695357	52960	636642	9117	3406117	48856
(II) CANVAS FOOIWEAR	PAIR	479	1	17964	76	57443	187	112768	389
(III) OTHER FOOIWEAR	PAIR	758295	1782	4297900	9758	662453	1857	3772805	10964
15.LEATHER MANUFACTURES(EXCL. LEATHER FOOIWEARS)	--		54989		384558		48119		339265
(I) LEATHER GLOVES	DOZ	551392	15576	4725950	120114	592956	15934	3229658	100293
(II) APPAREL & CLOTHING	DOZ	101486	38263	825110	255810	101950	31287	570673	231206
(III) OTHER LEATHER MANUFACTURES	KG	100562	1151	724991	8634	62552	898	516468	7766
16.HOUSE-HOLD EQUIPMENT	KG	364686	833	1689023	4184	152720	353	1364395	3671
17.SPORTS GOODS	--		27762		179968		27042		180330
(I) FOOT BALLS COMPLETE	DOZ	318912	15430	1968303	91056	264705	12809	1565460	75811
(II) GLOVES (SPORTS)	DOZ	266761	8158	1576247	54697	158684	8101	1639647	67425
(III) OTHER	--		4175		34215		6132		37094
18.SURGICAL GOODS,MEDICAL INSTRUMENTS AND APPLIANCES	NO	23937721	30279	146384716	195134	21515214	25186	135938389	177785

Contd.

10.4 Exports by Selected Commodities in Dollars

(In Thousand Dollar)

GROUPS / COMMODITIES	UNIT	JAN - 2014		CUML. FROM JUL. 2013		JAN - 2013		CUML FROM JULY,2012	
		QUANTITY VALUE	QUANTITY VALUE	QUANTITY VALUE	QUANTITY VALUE	QUANTITY VALUE	QUANTITY VALUE		
19.QNYX MANUFACTURED	KG	235337	711	2084463	4540	184609	497	1712772	4509
20.HANDICRAFTS	--				38		465		1689
21.TEXTILE PRODUCT & ARTICLE FOR TECHNICAL USE	KG	44435	265	192297	1036	17166	99	150596	787
22.BOOKS AND PRINTED MATTERS	--		473		3853		715		4743
23.PIG IRON	MT			1401	1223	128	102	1711	1145
24.PRECIOUS/SEMI-PRECIOUS STONE	GM	968253	479	5686809	3457	481134	311	3677731	2654
25.JEWELLERY	--		5877		224694		43766		1014054
26.ARTICLES OF PLASTIC	KG	1371303	3260	16450373	42371	3177686	7653	24179060	51663
27.FURNITURE	NO	39941	598	275684	4117	28721	648	171262	4484
28.PARTS OF FOOTWEAR	--		173		845		56		572
D.OIHERS	--		236900		1527517		220314		1753043

10.4 Exports by Selected Commodities in Dollars

(In Thousand Dollar)

GROUPS / COMMODITIES	UNIT	FEB - 2014		CUML. FROM JUL. 2013		FEB - 2013		CUML FROM JULY, 2012	
		QUANTITY	VALUE	QUANTITY	VALUE	QUANTITY	VALUE	QUANTITY	VALUE
GRAND TOTAL			2163446		16840625		1834739		15882041
A.PRIMARY COMMODITIES			399265		2759800		342420		2346938
01.RICE	MT	411002	238462	2631904	1450358	355078	185403	2142303	1183103
(I) RICE BASMATI	MT	82212	97471	418502	465959	56749	54269	402612	388380
(II) RICE OTHER VARIETIES	MT	328790	140990	2213402	984400	298329	131134	1739691	794723
02.FISH AND FISH PREPARATIONS	KG	10992874	23591	90070842	224027	8508603	19652	89003439	199789
03.FRUIT & VEGETABLES INCL. JUICES	KG	191637177	86796	1047297455	500063	225575691	87002	967873538	425047
(I) FRUITS	KG	116271628	57162	618451754	337633	106504171	54464	524312632	275405
(II) VEGETABLES	KG	73156951	26768	400843179	137464	115433526	29484	413265768	125334
(III) FRUIT & VEGETABLE JUICES	KG	2208598	2867	28002522	24966	3637994	3054	30295138	24308
04.WHEAT	MT	210	89	20037	7008	54	22	138621	43509
05.WHEAT FLOUR	MT	14540	6752	320745	123453	54718	11932	645187	168472
06.SPICES(INCL. CHILLIES)	KG	1309442	4403	10732580	33256	1700428	5175	11239127	40761
07.OIL SEEDS, NUTS AND KERNELS	KG	5858901	7750	52339112	67573	1606563	2116	17080965	21471
08.LEGUMINOUS VEGETABLE	KG	510	1	3227075	2820	689269	554	1893226	1527
09.FLOWERS	KG			139799	308	27560	47	296252	647
10.RAW HIDES AND SKINS	KG	2783	55	240502	663	1649	26	2049	28
11.RAW WOOL AND ANIMAL HAIR	KG	958678	1376	7862111	9939	1000664	1352	6286980	8525
(I) RAW WOOL	KG	868712	1253	3942426	5137	761700	1139	3036425	4812
(II) ANIMAL HAIR	KG	89966	123	3919685	4802	238964	213	3250555	3714
12.CRUDE ANIMAL MATERIAL	KG	1384263	4226	9071642	36472	664259	2801	6630226	30935
13.CRUDE FERTILIZER	MT			6436	844	1525	180	13250	1568
14.MOLASSES	KG	23544210	2905	171705231	21149	23152	3	680103	107
15.RAW COTTON	MT	5406	9041	92400	163093	10879	17496	64419	108002
16.COTTON WASTE	MT	5563	6545	46304	51495	2112	1975	43743	53560
17.PETROLEUM CRUDE	MT								
18.MARBLE AND STONES	MT	49834	5892	407823	56595	39752	5521	334203	47329
19.TOBACCO	KG	389114	1315	3671253	10543	368191	1164	3773846	12553
(I) UN-MANUFACTURED	KG	363217	1247	3488242	9897	357365	1123	3598936	11909
(II) MANUFACTURED EXCL. CIGARETTE	KG	25897	68	183011	646	10826	41	174910	644
20.COKE	MT	135	65	949	141			4	3
B.TEXTILES MANUFACTURES			1083851		8741690		951319		8162956
01.COTTON YARN	KG	57323689	170000	461798083	1394099	61623904	187682	483391504	1456389
02.COTTON CLOTH	SQM	207959415	239817	1769424901	1878951	171665162	203866	1350858262	1732321
03.ARTICLES OF APPAREL & CLOTHING ACCESSORIES (EXCL. KNITWEARS)	DOZ	2198726	155266	18777443	1252246	1870177	127890	17621678	1154092
04.ART SILK AND SYNTHETIC TEXTILES	SQM	32119112	36846	232719371	246234	22421140	34511	196027647	234588
05.COTTON THREAD	KG	18085	75	2247994	9203	72746	275	2104420	8716
06.TEXTILE FABRICS WOVEN(OTHER THAN COTTON & ARTIFICIAL FABRICS)	--		460		2375		205		5057
07.TULE, LACE, EMBROIDERY ETC	--		1272		10439		565		6987
08.COTTON BAGS/SACKS	MT	168	327	4333	7975	275	501	5672	9192
09.TENIS & OTHER CANVAS GOODS	KG	2136542	5851	19403531	52237	2811018	11648	21316212	73933
10.BED WEAR	KG	25387668	168400	213458150	1422874	20218343	134013	172661658	1166105
11.TOWELS	KG	13991728	65634	107804881	494320	11969079	56630	112053900	504259
12.TEXTILE MADE UPS (EXCL. TOWELS & BED WEAR)	--		54820		427214		46652		378837
13.KNITWEARS	DOZ	8902491	175122	73113560	1482117	7246651	141413	64913917	1365774

Contd.

10.4 Exports by Selected Commodities in Dollars

(In Thousand Dollar)

GROUPS / COMMODITIES	UNIT	FEB - 2014		CUML. FROM JUL. 2013		FEB - 2013		CUML FROM JULY,2012	
		QUANTITY VALUE	QUANTITY VALUE	QUANTITY VALUE	QUANTITY VALUE	QUANTITY VALUE	QUANTITY VALUE		
14.WASTE MATERIAL OF TEXTILE FIBRES/FABRICS	KG	2699885	2004	23641046	15604	2212552	1752	20523155	15968
15.YARN OTHER THAN COTTON YARN	KG	1470698	4867	7708175	25854	421954	995	8323261	26983
16.KNITTED OR CROCHATED FABRICS	SQM	974802	3091	7629400	19948	878940	2720	11336590	23755
C.OTHER MANUFACTURES			439589		3570876		343597		3421702
01.CIGARETTES	THNO	950	19	73536	1381			15555	304
02.LEATHER	SQM	2260573	45658	18317778	335302	1750918	31424	16448902	284085
03.CARPETS,RUGS AND TAPESTRIES ETC	SQM	246458	10878	2406183	87885	226518	10498	2032928	80575
(I) WOOLLEN CARPETS AND RUGS	SQM	215220	10612	2160431	85929	200744	10233	1565375	77866
(II) WOOLLEN CARPET MACHINE MADE	SQM	222	6	2392	56	37	1	825	20
(III) TAPESTRY CLOTH	SQM			18				33	
(IV) CARPETS KNOTTED & OTHER FLOOR COVERING	SQM	31016	259	243342	1899	25737	265	466695	2689
04.PETROLEUM PRODUCTS	MT	36192	28116	610845	514592	285	186	1696	1263
05.FEEDING STUFF FOR ANIMALS	KG	34283494	8349	299049175	79825	19026467	4816	223454347	45751
06.CHEMICALS AND PHARMACEUTICAL PRODUCTS	--		110371		790486		55283		496296
(I) PLASTIC MATERIALS	KG	19823581	28279	171100451	237939	18426694	27918	178136679	247652
(II) PHARMACAUTICAL PRODUCTS.	KG	1821553	16197	10966874	112886	1768699	13097	11006343	106383
(III) FERTILIZER MANUFACTURES	MT							215	74
(IV) OTHER CHEMICAL	--		65896		439661		14268		142187
07.RUBBER MANUFACTURES	--		322		6713		434		5696
08.PAPER AND PAPER BOARD	KG	2262620	4182	11012516	28333	1753267	4756	7280078	21669
09.GUAR AND GUAR PRODUCTS	KG	2199135	4991	14519807	45603	2104701	13461	12635947	87876
10.CUTLERY	--		7229		57558		5472		54255
11.GOLD	GM								
12.COPPER AND ARTICLES THEREOF	--		13247		118003		19672		152521
13.MACHINERY & TRANSPORT EQUIPMENT (INCL.ENGINEERING ELECTRICAL GOODS)	--		21805		207963		22157		168413
(I) ELECTRIC FANS	NO	158566	2998	949872	18455	123918	2478	923480	19180
(II) TRANSPORT EQUIPMENT	--		989		8706		713		11624
(III) OTHER ELECTRICAL MACHINERY	--		6096		53936		4443		38958
(IV) MACHINERY SPECIALIZED	--		1854		23553		3141		21536
PARTICULARS INDUSTRIES									
(V) AUTO PARTS	--		2104		15047		1835		15136
(VI) OTHER MACHINERY	--		7765		88267		9547		61978
14.FOOTWEARS	PAIR	1735201	12543	9746422	75337	1008575	9868	8300265	70077
(I) LEATHER FOOTWEAR	PAIR	644417	10124	4339774	63085	572814	8364	3978931	57220
(II) CANVAS FOOTWEAR	PAIR	1152	3	19116	79			112768	389
(III) OTHER FOOTWEAR	PAIR	1089632	2415	5387532	12173	435761	1505	4208566	12469
15.LEATHER MANUFACTURES(EXCL. LEATHER FOOTWEARS)	--		46254		430813		31804		371070
(I) LEATHER GLOVES	DOZ	504141	13331	5230091	133445	363064	12088	3592722	112382
(II) APPAREL & CLOTHING	DOZ	104858	31428	929968	287238	45484	18901	616157	250107
(III) OTHER LEATHER MANUFACTURES	KG	124146	1495	849137	10130	58025	815	574493	8582
16.HOUSE-HOLD EQUIPMENT	KG	116936	244	1805959	4428	111297	305	1475692	3976
17.SPORTS GOODS	--		33981		213948		25667		205998
(I) FOOT BALLS COMPLETE	DOZ	383555	18519	2351858	109575	198133	11109	1763593	86920
(II) GLOVES (SPORTS)	DOZ	256324	8927	1832571	63624	174191	10183	1813838	77607
(III) OTHER	--		6534		40750		4376		41470
18.SURGICAL GOODS,MEDICAL INSTRUMENTS AND APPLIANCES	NO	18460354	28010	164845070	223144	17600010	24214	153538399	201999
19.ONYX MANUFACTURED	KG	290662	784	2375125	5324	202434	547	1915206	5056

Contd.

10.4 Exports by Selected Commodities in Dollars

(In Thousand Dollar)

GROUPS / COMMODITIES	UNIT	FEB - 2014		CUML. FROM JUL. 2013		FEB - 2013		CUML FROM JULY,2012	
		QUANTITY VALUE	QUANTITY VALUE	QUANTITY VALUE	QUANTITY VALUE	QUANTITY VALUE	QUANTITY VALUE		
20.HANDICRAFTS	--		624		662		1		1690
21.TEXTILE PRODUCT & ARTICLE FOR TECHNICAL USE	KG	57489	278	249786	1314	18460	83	169056	871
22.BOOKS AND PRINTED MATTERS	--		553		4405		266		5009
23.PIG IRON	MT	1688	1456	3089	2678	174	136	1885	1281
24.PRECIOUS/SEMI-PRECIOUS STONE	GM	631232	238	6318041	3695	314925	200	3992656	2855
25.JEWELLERY	--		54010		278705		76152		1090206
26.ARTICLES OF PLASTIC	KG	1896566	4698	18346939	47068	2173352	5521	26352412	57183
27.FURNITURE	NO	25281	685	300965	4802	33406	542	204668	5027
28.PARTS OF FOOTWEAR	--		65		910		131		703
D.OTHERS	--		240741		1768258		197402		1950445

10.5 Exports by Selected Commodities in Rupees

(In Thousand Rupees)

GROUPS / COMMODITIES	UNIT	JAN - 2014		CUML. FROM JUL. 2013		JAN - 2013		CUML FROM JULY,2012	
		QUANTITY	VALUE	QUANTITY	VALUE	QUANTITY	VALUE	QUANTITY	VALUE
GRAND TOTAL			217160304		1540160381		197186612		1343192183
A.PRIMARY COMMODITIES			47576642		248250190		43230447		192272399
01.RICE	MT	511019	28224305	2220902	127499980	492641	24160726	1787225	95776486
(I) RICE BASMATI	MT	67018	7795360	336290	38610012	55876	5439726	345863	31920171
(II) RICE OTHER VARIETIES	MT	444001	20428945	1884612	88889968	436765	18721000	1441362	63856315
02.FISH AND FISH PREPARATIONS	KG	8062170	1872564	79077968	21105363	11480257	2269467	80494836	17245401
03.FRUIT & VEGETABLES INCL.JUICES	KG	241555793	11239550	855660278	43455659	262511073	10082677	742297847	32510650
(I) FRUITS	KG	156388704	7966695	502180126	29524880	134592150	6804403	417808461	21260667
(II) VEGETABLES	KG	83321246	3040002	327686228	11618646	123005948	2953065	297832242	9215925
(III) FRUIT & VEGETABLE JUICES	KG	1845843	232854	25793924	2312134	4912975	325209	26657144	2034058
04.WHEAT	MT			19827	722568	11569	372434	138567	4129611
05.WHEAT FLOUR	MT	18261	923666	306205	12198679	76984	1876302	590469	14980485
06.SPICES(INCL. CHILLIES)	KG	1654435	542401	9423138	3029039	1735733	638276	9538699	3408356
07.OIL SEEDS, NUTS AND KERNELS	KG	6801953	1174054	46480211	6344566	1876529	292248	15474402	1858030
08.LEGUMINOUS VEGETABLE	KG	40800	4505	3226565	291642	605	62	1203957	91865
09.FLOWERS	KG	58370	10042	139799	32141	59234	12499	268692	57375
10.RAW HIDES AND SKINS	KG	2028	5043	237719	65184	400	253	400	253
11.RAW WOOL AND ANIMAL HAIR	KG	1358529	156794	6903433	898039	1119328	163928	5286316	687021
(I) RAW WOOL	KG	967597	110768	3073714	410679	919798	144080	2274725	354315
(II) ANIMAL HAIR	KG	390932	46026	3829719	487360	199530	19848	3011591	332707
12.CRUDE ANIMAL MATERIAL	KG	1251011	341312	7687379	3388749	1323339	347029	5965967	2695342
13.CRUDE FERTILIZER	MT	772	9950	6436	88723	2559	26455	11725	133142
14.MOLASSES	KG	22478384	299786	148161021	1897621	16630	175	656951	9921
15.RAW COTTON	MT	8933	1600370	86994	16247180	7282	1199540	53540	8661103
16.COTTON WASTE	MT	1783	212751	40741	4706535	7140	688963	41631	4925021
17.PETROLEUM CRUDE	MT								
18.MARBLES AND STONES	MT	54769	724430	357989	5312564	50614	682476	294451	4003721
19.TOBACCO	KG	953641	235118	3282139	957811	1276948	416936	3405655	1098346
(I) UN-MANUFACTURED	KG	934984	229328	3125025	897033	1272587	415424	3241571	1040987
(II) MANUFACTURED EXCL.CIGARETTE	KG	18657	5790	157114	60778	4361	1512	164084	57359
20.COKE	MT			814	8146			4	271
B.TEXTILES MANUFACTURES			109964488		803354356		99088592		689521252
01.COTTON YARN	KG	45629639	14163407	404474394	128235705	52209661	15780880	421767600	121335916
02.COTTON CLOTH	SQM	197687592	22358812	1561465486	172003602	167735242	19815545	1179193100	146119323
03.ARTICLES OF APPAREL & CLOTHING ACCESSORIES (EXCL. KNITWEARS)	DOZ	2592450	17966913	16578717	115049733	2236969	15455911	15751501	98178290
04.ART SILK AND SYNTHETIC TEXTILES	SQM	32219181	3951046	200600259	21948100	40529477	3640065	173606507	19114017
05.COTTON THREAD	KG	71781	33016	2229909	944770	37640	16053	2031674	803377
06.TEXTILE FABRICS WOVEN(OTHER THAN COTTON & ARTIFICIAL FABRICS)	--		6865		199664		27843		462101
07.TULE, LACE, EMBROIDERY ETC	--		112360		964588		85764		615240
08.COTTON BAGS/SACKS	MT	449	80562	4165	801916	518	87041	5397	830121
09.TENTS & OTHER CANVAS GOODS	KG	3153236	900116	17266989	4878447	3539291	1359729	18505194	5966944
10.BED WEAR	KG	26407690	18468844	188070482	131728828	22697308	15058088	152443315	98696486
11.TOWELS	KG	13286226	6170460	93813153	45033974	15984330	6799494	100084821	42813231
12.TEXTILE MADE UPS (EXCL. TOWELS & BED WEAR)	--		5526668		39063481		4514274		31759553
13.KNITWEARS	DOZ	9735229	19638326	64211069	137113785	7896655	15661019	57667266	116977535

Contd.

10.5 Exports by Selected Commodities in Rupees

(In Thousand Rupees)

GROUPS / COMMODITIES	UNIT	JAN - 2014		CUML. FROM JUL. 2013		JAN - 2013		CUML FROM JULY,2012	
		QUANTITY VALUE	QUANTITY VALUE	QUANTITY VALUE	QUANTITY VALUE	QUANTITY VALUE	QUANTITY VALUE		
14.WASTE MATERIAL OF TEXTILE FIBRES/FABRICS	KG	3132184	200036	20941161	1428278	2233556	165312	18310603	1357867
15.YARN OTHER THAN COTTON YARN	KG	572476	170128	6237477	2192084	937764	317224	7901307	2480711
16.KNITTED OR CROCHATED FABRICS	SQM	736324	216929	6654598	1767401	1432559	304351	10457650	2010541
C.OTHER MANUFACTURES			34653303		328383637		33393132		293735236
01.CIGARETTES	THNO			72586	143346			15555	28792
02.LEATHER	SQM	2188250	4012349	16057205	30382021	2086138	3087972	14697984	24156532
03.CARPETS,RUGS AND TAPESTRIES ETC	SQM	182235	853668	2159725	8105942	157446	607923	1806410	6695264
(I) WOOLLEN CARPETS AND RUGS	SQM	166566	828977	1945211	7927362	139137	599148	1364631	6462898
(II) WOOLLEN CARPET MACHINE MADE	SQM	250	682	2170	5305	246	611	788	1855
(III) TAPESTRY CLOTH	SQM	18	22	18	22			33	31
(IV) CARPETS KNITTED & OTHER FLOOR COVERING	SQM	15401	23986	212326	173252	18063	8164	440958	230480
04.PETROLEUM PRODUCTS	MT	994	109775	574653	50922525	295	17817	1411	103312
05.FEEDING STUFF FOR ANIMALS	KG	40238512	1155647	264765681	7511014	20239492	395187	204427880	3896719
06.CHEMICALS AND PHARMACEUTICAL PRODUCTS	--		7182509		71225052		6441375		42181746
(I) PLASTIC MATERIALS	KG	20658040	2957040	151276870	22026538	20233943	2844184	159709985	20998201
(II) PHARMACAUTICAL PRODUCTS.	KG	1539976	1644724	9145321	10147233	1505885	1222482	9237644	8932466
(III) FERTILIZER MANUFACTURES	MT							215	7027
(IV) OTHER CHEMICAL	--		2580745		39051281		2374710		12244053
07.RUBBER MANUFACTURES	--		93188		670976		61257		504320
08.PAPER AND PAPER BOARD	KG	1606398	463441	8749896	2524226	73961	13545	5526811	1613624
09.GUAR AND GUAR PRODUCTS	KG	2611542	675780	12320672	4234415	2564810	1465250	10531246	7112536
10.CUTLERY	--		774622		5281620		666097		4666455
11.GOLD	GM								
12.COPPER AND ARTICLES THEREOF	--		2203981		11061762		2197077		12726650
13.MACHINERY & TRANSPORT EQUIPMENT (INCL.ENGINEERING ELECTRICAL GOODS)	--		2835013		19493391		2242360		13996535
(I) ELCEIRIC FANS	NO	116745	226725	791306	1609427	119676	229643	799562	1595142
(II) TRANSPORT EQUIPEMENT	--		84160		806360		61079		1043009
(III) OTHER ELECTRICAL MACHINERY	--		656010		4974536		470909		3300332
(IV) MACHINERY SPECIALIZED PARTICULARS INDUSTRIES	--		384836		2270540		236910		1758725
(V) AUTO PARTS	--		211748		1360395		186132		1271054
(VI) OTHER MACHINERY	--		1271534		8472133		1057688		5028272
14.FOOTWEARS	PAIR	1310127	1046368	8011221	6573143	1356538	1087983	7291690	5765450
(I) LEATHER FOOTWEAR	PAIR	551353	858424	3695357	5544408	636642	888667	3406117	4680008
(II) CANVAS FOOTWEAR	PAIR	479	96	17964	7852	57443	18266	112768	37285
(III) OTHER FOOTWEAR	PAIR	758295	187848	4297900	1020883	662453	181050	3772805	1048158
15.LEATHER MANUFACTURES(EXCL. LEATHER FOOTWEARS)	--		5795094		40343501		4690210		32446197
(I) LEATHER GLOVES	DOZ	551392	1641436	4725950	12595099	592956	1553120	3229658	9594812
(II) APPAREL & CLOTHING	DOZ	101486	4032343	825110	26842320	101950	3049588	570673	22107473
(III) OTHER LEATHER MANUFACTURES	KG	100562	121314	724991	906083	62552	87503	516468	743912
16.HOUSE-HOLD EQUIPMENT	KG	364686	87788	1689023	439470	152720	34405	1364395	350655
17.SPORTS GOODS	--		2925698		18871615		2635824		17252021
(I) FOOT BALLS COMPLETE	DOZ	318912	1626083	1968303	9570742	264705	1248508	1565460	7252853
(II) GLOVES (SPORTS)	DOZ	266761	859683	1576247	5730484	158684	789607	1639647	6448922
(III) OTHER	--		439933		3570389		597710		3550247
18.SURGICAL GOODS,MEDICAL INSITRUMENTS AND APPLIANCES	NO	23937721	3191009	146384716	20474981	21515214	2454918	135938389	17002631

Contd.

10.5 Exports by Selected Commodities in Rupees

(In Thousand Rupees)

GROUPS / COMMODITIES	UNIT	JAN - 2014		CUMUL. FROM JUL. 2013		JAN - 2013		CUMUL FROM JULY,2012	
		QUANTITY VALUE	QUANTITY VALUE	QUANTITY VALUE	QUANTITY VALUE	QUANTITY VALUE	QUANTITY VALUE		
19.ONYX MANUFACTURED	KG	235337	74962	2084463	474752	184609	48424	1712772	430766
20.HANDICRAFTS	--				3928		45312		161188
21.TEXTILE PRODUCT & ARTICLE FOR TECHNICAL USE	KG	44435	27894	192297	108351	17166	9685	150596	75258
22.BOOKS AND PRINTED MATTERS	--		49859		404239		69690		453696
23.PIG IRON	MT			1401	130211	128	9955	1711	109396
24.PRECIOUS/SEMI-PRECIOUS STONE	GM	968253	50462	5686809	362214	481134	30342	3677731	253672
25.JEWELLERY	--		619400		23682139		4265969		96328880
26.ARTICLES OF PLASTIC	KG	1371303	343512	16450373	4437794	3177686	745945	24179060	4939395
27.FURNITURE	NO	39941	63025	275684	433141	28721	63121	171262	428963
28.PARTS OF FOOTWEAR	--		18260		87868		5489		54584
D.OTHERS	--		24965872		160172199		21474440		167663296

10.5 Exports by Selected Commodities in Rupees

(In Thousand Rupees)

GROUPS / COMMODITIES	UNIT	FEB - 2014		CUML. FROM JUL. 2013		FEB - 2013		CUML FROM JULY,2012	
		QUANTITY VALUE	QUANTITY VALUE	QUANTITY VALUE	QUANTITY VALUE	QUANTITY VALUE	QUANTITY VALUE		
GRAND TOTAL		227292739	1767453120	179746960	1522939142				
A.PRIMARY COMMODITIES		41947012	290197202	33546444	225818844				
01.RICE	MT	411002	25052911	2631904	152552891	355078	18163660	2142303	113940146
(I) RICE BASMATI	MT	82212	10240381	418502	48850393	56749	5316683	402612	37236853
(II) RICE OTHER VARIETIES	MT	328790	14812530	2213402	103702498	298329	12846978	1739691	76703293
02.FISH AND FISH PREPARATIONS	KG	10992874	2478531	90070842	23583894	8508603	1925247	89003439	19170648
03.FRUIT & VEGETABLES INCL.JUICES	KG	191637177	9118880	1047297455	52574539	225575691	8523439	967873538	41034088
(I) FRUITS	KG	116271628	6005445	618451754	35530324	106504171	5335761	524312632	26596428
(II) VEGETABLES	KG	73156951	2812224	400843179	14430870	115433526	2888473	413265768	12104398
(III) FRUIT & VEGETABLE JUICES	KG	2208598	301211	28002522	2613344	3637994	299204	30295138	2333262
04.WHEAT	MT	210	9371	20037	731940	54	2109	138621	4131719
05.WHEAT FLOUR	MT	14540	709382	320745	12908061	54718	1168947	645187	16149432
06.SPICES(INCL. CHILLIES)	KG	1309442	462586	10732580	3491625	1700428	506943	11239127	3915299
07.OIL SEEDS, NUTS AND KERNELS	KG	5858901	814237	52339112	7158804	1606563	207254	17080965	2065284
08.LEGUMINOUS VEGETABLE	KG	510	85	3227075	291726	689269	54305	1893226	146170
09.FLOWERS	KG			139799	32141	27560	4605	296252	61980
10.RAW HIDES AND SKINS	KG	2783	5777	240502	70962	1649	2504	2049	2757
11.RAW WOOL AND ANIMAL HAIR	KG	958678	144596	7862111	1042635	1000664	132459	6286980	819480
(I) RAW WOOL	KG	868712	131624	3942426	542304	761700	111551	3036425	465866
(II) ANIMAL HAIR	KG	89966	12972	3919685	500331	238964	20907	3250555	353614
12.CRUDE ANIMAL MATERIAL	KG	1384263	444011	9071642	3832761	664259	274432	6630226	2969774
13.CRUDE FERTILIZER	MT			6436	88723	1525	17659	13250	150801
14.MOLASSES	KG	23544210	305188	171705231	2202809	23152	275	680103	10196
15.RAW COTTON	MT	5406	949813	92400	17196993	10879	1714105	64419	10375208
16.COTTON WASTE	MT	5563	687625	46304	5394160	2112	193536	43743	5118558
17.PETROLEUM CRUDE	MT								
18.MARBLE AND STONES	MT	49834	619064	407823	5931628	39752	540923	334203	4544644
19.TOBACCO	KG	389114	138123	3671253	1095934	368191	114042	3773846	1212388
(I) UN-MANUFACTURED	KG	363217	130966	3488242	1027999	357365	109979	3598936	1150966
(II) MANUFACTURED EXCL.CIGARETTE	KG	25897	7157	183011	67935	10826	4064	174910	61422
20.COKE	MT	135	6832	949	14978			4	271
B.TEXTILES MANUFACTURES		113869914	917224269	93199472	782720724				
01.COTTON YARN	KG	57323689	17860303	461798083	146096008	61623904	18386994	483391504	139722910
02.COTTON CLOTH	SQM	207959415	25195282	1769424901	197198884	171665162	19972520	1350858262	166091842
03.ARTICLES OF APPAREL & CLOTHING	DOZ	2198726	16312268	18777443	131362001	1870177	12529164	17621678	110707454
ACCESSORIES (EXCL. KNITWEARS)									
04.ART SILK AND SYNTHETIC TEXTILES	SQM	32119112	3871076	232719371	25819176	22421140	3380952	196027647	22494969
05.COTTON THREAD	KG	18085	7838	2247994	952609	72746	26916	2104420	830293
06.TEXTILE FABRICS WOVEN(OTHER THAN COTTON & ARTIFICIAL FABRICS)	--		48302		247966		20112		482213
07.TULE, LACE, EMBROIDERY ETC	--		133642		1098230		55389		670629
08.COTTON BAGS/SACKS	MT	168	34376	4333	836293	275	49120	5672	879241
09.TENNIS & OTHER CANVAS GOODS	KG	2136542	614671	19403531	5493118	2811018	1141113	21316212	7108057
10.BED WEAR	KG	25387668	17692194	213458150	149421022	20218343	13129030	172661658	111825516
11.TOWELS	KG	13991728	6895507	107804881	51929481	11969079	5547998	112053900	48361228
12.TEXTILE MADE UPS (EXCL. TOWELS & BED WEAR)	--		5759420		44822900		4570471		36330024
13.KNITWEARS	DOZ	8902491	18398437	73113560	155512222	7246651	13854060	64913917	130831596

Contd.

10.5 Exports by Selected Commodities in Rupees

(In Thousand Rupees)

GROUPS / COMMODITIES	UNIT	FEB - 2014		CUML. FROM JUL. 2013		FEB - 2013		CUML FROM JULY,2012	
		QUANTITY VALUE	QUANTITY VALUE	QUANTITY VALUE	QUANTITY VALUE	QUANTITY VALUE	QUANTITY VALUE		
14.WASTE MATERIAL OF TEXTILE FIBRES/FABRICS	KG	2699885	210511	23641046	1638789	2212552	171636	20523155	1529502
15.YARN OTHER THAN COTTON YARN	KG	1470698	511298	7708175	2703383	421954	97474	8323261	2578186
16.KNITTED OR CROCHATED FABRICS	SQM	974802	324786	7629400	2092187	878940	266522	11336590	2277063
C.OTHER MANUFACTURES			46183415		374567051		33661799		327397035
01.CIGARETTES	THNO	950	1949	73536	145295			15555	28792
02.LEATHER	SQM	2260573	4796856	18317778	35178876	1750918	3078547	16448902	27235079
03.CARPETS,RUGS AND TAPESTRIES ETC	SQM	246458	1142805	2406183	9248746	226518	1028500	2032928	7723763
(I) WOOLLEN CARPETS AND RUGS	SQM	215220	1114875	2160431	9042237	200744	1002508	1565375	7465405
(II) WOOLLEN CARPET MACHINE MADE	SQM	222	682	2392	5987	37	76	825	1932
(III) TAPESTRY CLOTH	SQM			18	22			33	31
(IV) CARPETS KNOTTED & OTHER FLOOR COVERING	SQM	31016	27248	243342	200500	25737	25915	466695	256396
04.PETROLEUM PRODUCTS	MT	36192	2953883	610845	53876408	285	18269	1696	121581
05.FEEDING STUFF FOR ANIMALS	KG	34283494	877138	299049175	8388152	19026467	471845	223454347	4368564
06.CHEMICALS AND PHARMACEUTICAL PRODUCTS	--		11595674		82820726		5415976		47597722
(I) ELASTIC MATERIALS	KG	19823581	2970998	171100451	24997536	18426694	2735093	178136679	23733294
(II) PHARMACAUTICAL PRODUCTS.	KG	1821553	1701622	10966874	11848855	1768699	1283107	11006343	10215573
(III) FERTILIZER MANUFACTURES	MT							215	7027
(IV) OTHER CHEMICAL	--		6923055		45974336		1397776		13641829
07.RUBBER MANUFACTURES	--		33785		704761		42557		546877
08.PAPER AND PAPER BOARD	KG	2262620	439395	11012516	2963622	1753267	465923	7280078	2079547
09.GUAR AND GUAR PRODUCTS	KG	2199135	524405	14519807	4758819	2104701	1318711	12635947	8431247
10.CUTLERY	--		759457		6041077		536052		5202507
11.GOLD	GM								
12.COPPER AND ARTICLES THEREOF	--		1391752		12453514		1927220		14653870
13.MACHINERY & TRANSPORT EQUIPMENT (INCL.ENGINEERING ELECTRICAL GOODS)	--		2290856		21784247		2170697		16167231
(I) ELECTRIC FANS	NO	158566	314928	949872	1924355	123918	242761	923480	1837903
(II) TRANSPORT EQUIPMENT	--		103886		910247		69843		1112852
(III) OTHER ELECTRICAL MACHINERY	--		640413		5614949		435234		3735565
(IV) MACHINERY SPECIALIZED PARTICULARS INDUSTRIES	--		194766		2465306		307724		2066450
(V) AUTO PARTS	--		221017		1581412		179790		1450844
(VI) OTHER MACHINERY	--		815845		9287978		935345		5963617
14.FOOIWEARS	PAIR	1735201	1317762	9746422	7890905	1008575	966803	8300265	6732253
(I) LEATHER FOOTWEAR	PAIR	644417	1063668	4339774	6608075	572814	819387	3978931	5499395
(II) CANVAS FOOTWEAR	PAIR	1152	358	19116	8210			112768	37285
(III) OTHER FOOTWEAR	PAIR	1089632	253737	5387532	1274620	435761	147416	4208566	1195574
15.LEATHER MANUFACTURES(EXCL. LEATHER FOOIWEARS)	--		4859478		45202980		3115842		35562039
(I) LEATHER GLOVES	DOZ	504141	1400554	5230091	13995653	363064	1184266	3592722	10779078
(II) APPAREL & CLOTHING	DOZ	104858	3301825	929968	30144145	45484	1851708	616157	23959181
(III) OTHER LEATHER MANUFACTURES	KG	124146	157099	849137	1063182	58025	79868	574493	823780
16.HOUSE-HOLD EQUIPMENT	KG	116936	25642	1805959	465112	111297	29866	1475692	380521
17.SPORTS GOODS	--		3570015		22441630		2514603		19766624
(I) FOOT BALLS COMPLETE	DOZ	383555	1945642	2351858	11516384	198133	1088315	1763593	8341168
(II) GLOVES (SPORTS)	DOZ	256324	937875	1832571	6668359	174191	997609	1813838	7446531
(III) OTHER	--		686498		4256887		428679		3978925
18.SURGICAL GOODS,MEDICAL INSRUMENTS AND APPLIANCES	NO	18460354	2942760	164845070	23417741	17600010	2372258	153538399	19374889

Contd.

10.5 Exports by Selected Commodities in Rupees

(In Thousand Rupees)

GROUPS / COMMODITIES	UNIT	FEB - 2014		CUML. FROM JUL. 2013		FEB - 2013		CUML FROM JULY,2012	
		QUANTITY VALUE	QUANTITY VALUE	QUANTITY VALUE	QUANTITY VALUE	QUANTITY VALUE	QUANTITY VALUE		
19.QNYX MANUFACTURED	KG	290662	82353	2375125	557105	202434	53567	1915206	484333
20.HANDICRAFTS	--		65549		69477		105		161293
21.TEXTILE PRODUCT & ARTICLE FOR TECHNICAL USE	KG	57489	29169	249786	137521	18460	8175	169056	83433
22.BOOKS AND PRINTED MATTERS	--		58081		462320		26046		479742
23.PIG IRON	MT	1688	152947	3089	283158	174	13327	1885	122723
24.PRECIOUS/SEMI-PRECIOUS STONE	GM	631232	25016	6318041	387229	314925	19603	3992656	273274
25.JEWELLERY	--		5674367		29356506		7460512		103789392
26.ARTICLES OF PLASTIC	KG	1896566	493559	18346939	4931352	2173352	540864	26352412	5480259
27.FURNITURE	NO	25281	71972	300965	505113	33406	53131	204668	482094
28.PARTS OF FOOTWEAR	--		6790		94658		12801		67386
D.OTHERS	--		25292399		185464598		19339244		187002540

10.6 Imports of Selected Commodities in Dollars

(In Thousand Dollar)

GROUPS/COMMODITIES	UNIT	JAN - 2014		CUL. FROM JUL,2013		JAN - 2013		CUL. FROM JUL,2012	
		QUANTITY	VALUE	QUANTITY	VALUE	QUANTITY	VALUE	QUANTITY	VALUE
GRAND TOTAL			4137138		25808196		3763363		25685448
A. FOOD GROUP			279173		1754364		278124		1866079
1.MILK AND CREAM	KG	4324555	10901	27260998	61363	3317946	5645	29022291	58343
2.WHEAT UNMILLED	MT	--	--	377402	107237	--	--	--	--
3.PULSES	KG	47679465	30789	262509256	165160	39265560	27135	292604844	207814
4.DRY FRUITS	KG	11054435	8721	66126079	53408	9540950	7632	56977584	47437
5.SUGAR REFINED	MT	945	583	5651	3574	858	631	3897	2888
6.TEA	KG	13809405	28691	73033119	163496	13261653	38945	74026691	221688
7.SPICES	KG	14697334	9833	59720791	44368	7619169	4700	59873520	40552
8.MILK FOOD FOR BABIES,INFT.,,INVL	KG	903595	6832	4102348	31025	606324	4491	3336753	25420
9.BEVERAGES	LTR	1080819	1051	4264880	3732	564202	657	3917340	
5053									
10.PALM OIL	KG	210708769	17854813	28032247	1085590	222155998	18584812	254677267	1210203
11.SOYABEAN OIL	KG	3126603	3224	33750669	35412	2106113	2439	36485025	46681
B. MACHINERY GROUP			900892		4938376		677266		
4754580									
1.POWER GENERATING MACH.	--		198106		643903		95628		604910
2.AGRICULTURE MACHINERY&IMPLEMENTS	--		5247		38929		7297		69317
3.CONSTRUCTION & MINING MACHINERY	--		12519		150469		8828		91301
4.TEXTILE MACHINERY	--		48039		320298		28676		223405
5.METAL WORKING MACHINERY	--		5062		29974		2733		21907
6.GEN INDUSTRIAL MACH & EQU/PARTS NS--	--		169307		771451		99941		
609545									
7.OFFICE MACH.INCL.DATA PROS. EQUIP.--	--		20245		116063		15958		153514
8.TELECOM & SOUND RECORDING EQUIP	--		106633		726088		110351		965276
9.ELECTRICAL MACHINERY & APPARATUS	--		97070		638065		69307		472444
10.ROAD MOTOR VEHICLES	--		109378		667108		103146		819341
11.RAILWAY VEHICLES	--		21286		31187		344		59259
12.AIRCRAFTS,SHIPS AND BOATS	--		60776		587576		106266		461868
13.OTHER MACHINERY	--		47223		217266		28789		202493
C. PETROLEUM GROUP			1205575		8782306		1172786		8910370
1.CRUDE PETROLEUM	MT	636278	504233	4222258	3307976	565632	449924	4167162	3227089
2.PETROLEUM PRODUCTS	MT	931801	694439	7329595	5427394	880235	696087	7107539	5627993
3.GAS NATURAL & MANUFACTURED	--		6903		46936		26775		55288
D. TEXTILE GROUP			131368		760208		103557		711814
1.SYNIHETIC AND REGENERATED FIBRE	KG	20627664	44449	120924478	241793	17633623	34936	112830210	227891
2.SYNIHETIC & ARTIFICIAL SILK YARN	KG	24752650	62554	133649770	342000	16721980	45401	118193560	318426
3.WORN CLOTHING	KG	34729983	13302	257274650	102406	32788768	12731	231508864	88896
4.ARTICLES OF APPAREL & CLOTHING	--		5965		43660		6029		45090
5.BAGS & SACKS OF TEK. MATERIALS	MT	457	672	4493	4595	786	700	4275	4007
6.JUTE	MT	8180	4426	49329	25754	7454	3760	53214	27504
E. AGRICULTURE/OTH. CHEMICAL GROUP			662093		3905392		501859		3757493
1.ORGANIC CHEMICALS	--		133214		1076461		158678		1091942
2.INORGANIC CHEMICALS	--		29522		242594		32856		305741
3.DYEING TANNING & COLOUR MATERIAL	KG	10831038	33488	65307429	203248	8512191	24325	56904633	174119
4.MEDICINAL PRODUCTS	KG	1880105	69063	13032898	461795	1459312	45699	12797990	446329
5.ESSENTIAL OIL, PERFUMES TOILT ETYCKG	KG	6603140	22039	38270422	129089	5152899	19347	34984826	117164

Contd.

10.6 Imports of Selected Commodities in Dollars

(In Thousand Dollar)

GROUPS/COMMODITIES	UNIT	JAN - 2014		CUL. FROM JUL,2013		JAN - 2013		CUL. FROM JUL,2012	
		QUANTITY	VALUE	QUANTITY	VALUE	QUANTITY	VALUE	QUANTITY	VALUE
6.FERTILIZER MANUFACTURED	MT	456327	163672	1498547	554787	62591	35061	918830	490524
7.PLASTIC MATERIALS	KG	90827917	155501	510460155	886916	77748179	130006	479311209	803421
8.INSECTICIDES	KG	1439820	7472	11941663	59341	1606290	8294	9220468	40820
9.OTHER.CHEMICAL PRODUCTS	--		48122		291159		47594		287434
F. METAL GROUP			230829		1408586		257693		1631118
1.IRON ORES AND CONCENTRATES	MT	3	1	65341	9002	400	65	104302	16673
2.IRON AND STEEL SCRAP	MT	140451	51170	1107265	410551	158265	58888	1127231	411884
3.NON FERROUS BASE METAL WASTE & SCRM	MT	6678	4230	47584	26163	6358	4302	58178	29195
4.IRON AND STEEL	MT	172104	122945	949471	685449	205955	155887	1137320	842553
5.ALUMINIUM WROUGHT & WORKED	--		10369		65436		11338		67418
6.MANUFACTURES OF METAL NES	--		42115		211984		27212		263396
G. MISCELLANEOUS ITEMS			317146		2287905		355606		2260185
1.FEEDING STUFF FOR ANIMALS	KG	69708554	38810	367776548	198287	64651700	37548	355067709	206357
2.HIDES,SKINS AND FURSKINS RAW	KG	1886687	6858	11963926	38325	1455941	4435	8582728	27121
3.OIL SEEDS & OLEAGINOUS FRUITS	KG	10633885	8858	301833454	211856	119157922	78983	462236513	320005
4.RUBBER CRUDE INCL.SYNTH/RECLAIMED	KG	11769563	14509	67575841	95277	8573178	11845	49684621	87379
5.WOOD & CORK	--		5728		35391		5307		36591
6.PULP AND WASTE PAPER	KG	24570955	8860	172554229	71396	12358290	4558	133558787	54222
7.FERTILIZER CRUDE	MT	19106	7409	118387	23476	1431	385	94536	24097
8.CRUDE ANIMAL&VEGETABLE MATERIALS	KG	6137911	9231	41703048	63192	4952272	7307	42970015	68606
9.COAL, COKE & BRIQUETTES	MT	306528	31927	1261978	143146	368325	44898	2159247	305291
10.ANIMAL OILS AND FATS	KG	3036045	2654	13227572	11135	1130474	1095	21713453	22136
11.ANIMAL/VEG, FAT OIL WAX ETC NES	KG	2144883	1783	13865321	10704	5886319	3284	45003865	19223
12.RUBBER TYRES & TUBES	NO	393005	19488	2801069	130294	583389	17536	2704435	121418
13.CORK/WOOD MFG. (EXCL FURNITURE)	KG	10179397	4633	53801432	27855	10750684	6182	45425962	28532
14.PAPER&PAPER BOARD & MANF. THEREOF	KG	34421688	31334	235852438	211164	33795637	29815	231488895	197685
15.CEMENT	MT	2887	746	20056	4548	2603	630	13191	3350
16.PREFABRICATED BUILDGS,SANITRY,PLG	--		6667		38577		4192		30742
17.FOOTWEAR	PAIR	1370521	6515	10327668	43604	782406	3825	16874369	52790
18.PROFESSIONAL,SCIENTIFIC & CONTROL	--		27267		205303		23706		200008
19.PHOTO EQPT, OPTICAL GOODS N.E.S.	--		4898		36305		3419		28248
20.PRINTED MATTERS	--		36811		367765		26262		132773
21.ARTICLES N.E.S. OF PLASTICS	KG	2654848	9248	16091250	52644	2056414	6203	15529742	44139
22.BABY CARRIAGES, TOYS GAMES ETC.	--		4532		27683		3222		25810
23.OFFICE STATIONERY SUPPLY N.E.S	--		2627		13954		2405		15009
24.JEWELLERY OFGOLD/SILVERSMITH WEAR	--		608		6594		2160		6602
25.MUSICAL INSTRUMENTS AND PARTS	--		13362		42015		13101		70181
26.ARTICLES & MFG. OF CAVING ETC.	--		443		4466		1103		8482
27.GOLD.NON-MENESTART NOT ORE/CONCEN	GM	240200	11341	4176891	172950	227317	12197	2269343	123388
ALL OTHER ITEMS	--		410062		1971059		416473		1793808

10.6 Imports of Selected Commodities in Dollars

(In Thousand Dollar)

GROUPS/COMMODITIES	UNIT	FEB - 2014		CUL. FROM JUL,2013		FEB - 2013		CUL. FROM JUL,2012	
		QUANTITY	VALUE	QUANTITY	VALUE	QUANTITY	VALUE	QUANTITY	VALUE
GRAND TOTAL			3597064		29405260		3383372		29068821
A. FOOD GROUP			229746		1984110		295475		2161555
1.MILK AND CREAM	KG	5297382	10316	32558380	71679	3117135	4914	32139426	63256
2.WHEAT UNMILLED	MT	--	--	377402	107237	--	--	--	--
3.PULSES	KG	36174857	21292	298684113	186452	46156981	32418	338869952	240232
4.DRY FRUITS	KG	10476366	8932	76602445	62341	8314145	5860	65291729	53296
5.SUGAR REFINED	MT	964	621	6615	4194	384	247	4281	3136
6.TEA	KG	13017669	29395	86050788	192891	13253267	41192	87279958	262880
7.SPICES	KG	11265235	9508	70986026	53876	8121752	5471	67995272	46023
8.MILK FOOD FOR BABIES,INFT.,INVLD	KG	555421	4251	4657769	35276	405476	3216	3742229	28637
9.BEVERAGES	LTR	271978	309	4536858	4041	475317	635	4392657	5689
10.PALM OIL	KG	169016779	1431381	1497049026	1228728	247601934	20149115	202279201	1411694
11.SOYABEAN OIL	KG	1887600	1983	35638269	37395	23230	31	36508255	46713
B. MACHINERY GROUP			625539		5563915		605030		5359610
1.POWER GENERATING MACH.	--		78720		722623		101574		706484
2.AGRICULTURE MACHINERY&IMPLEMENTS	--		4971		43900		7597		76914
3.CONSTRUCTION & MINING MACHINERY	--		15380		165849		8704		100006
4.TEXTILE MACHINERY	--		47938		368236		29973		253379
5.METAL WORKING MACHINERY	--		12735		42709		4510		26417
6.GEN INDUSTRIAL MACH & EQU/PARTS NS--			104219		875670		100334		709879
7.OFFICE MACH.INCL.DATA PROC. EQUIP.--			18495		134558		28026		181540
8.TELECOM & SOUND RECORDING EQUIP --			107311		833399		112972		1078248
9.ELECTRICAL MACHINERY & APPARATUS --			89320		727385		75523		547967
10.ROAD MOTOR VEHICLES	--		87684		754792		85199		904540
11.RAILWAY VEHICLES	--		204		31391		15399		74659
12.AIRCRAFTS,SHIPS AND BOATS	--		17637		605213		12440		474308
13.OTHER MACHINERY	--		40925		258191		22778		225271
C. PETROLEUM GROUP			1225369		10007675		953517		9863888
1.CRUDE PETROLEUM	MT	696909	553012	4919167	3860988	412655	334524	4579817	3561613
2.PETROLEUM PRODUCTS	MT	837665	665185	8167260	6092578	777431	611051	7884970	6239044
3.GAS NATURAL & MANUFACTURED	--		7173		54109		7942		63230
D. TEXTILE GROUP			113343		873551		92929		804744
1.SYNTHETIC AND REGENERATED FIBRE	KG	18696309	38541	139620787	280334	15066038	32580	127896248	260471
2.SYNTHETIC & ARTIFICIAL SILK YARN	KG	20937206	52448	154586976	394448	14221145	39114	132414705	357540
3.WORN CLOTHING	KG	28710370	11066	285985020	113473	25346586	10006	256855450	98902
4.ARTICLES OF APPAREL & CLOTHING	--		7775		51434		5719		50810
5.BAGS & SACKS OF TEK. MATERIALS	MT	464	653	4957	5248	316	259	4591	4266
6.JUTE	MT	5429	2860	54758	28615	10752	5251	63966	32755
E. AGRICULTURE/OIH. CHEMICAL GROUP			483581		4388973		439720		4197213
1.ORGANIC CHEMICALS	--		139064		1215526		158142		1250085
2.INORGANIC CHEMICALS	--		23729		266323		21975		327716
3.DYEING TANNING & COLOUR MATERIAL	KG	9743969	30589	75051398	233837	7026509	21492	63931142	195611
4.MEDICINAL PRODUCTS	KG	1636225	58101	14669123	519895	1407444	54225	14205434	500554
5.ESSENTIAL OIL, PERFUMES TOILT ETCKG	KG	6875871	20807	45146293	149897	4518450	16462	39503276	133626
6.FERTILIZER MANUFACTURED	MT	33157	13944	1531704	568731	3871	1420	922701	491943
7.PLASTIC MATERIALS	KG	80603730	143668	591063885	1030584	68908147	117960	548219356	921381
8.INSECTICIDES	KG	1875041	9426	13816704	68767	1224170	6511	10444638	47331

Contd.

10.6 Imports of Selected Commodities in Dollars

(In Thousand Dollar)

GROUPS/COMMODITIES	UNIT	FEB - 2014		CUL. FROM JUL,2013		FEB - 2013		CUL. FROM JUL,2012	
		QUANTITY	VALUE	QUANTITY	VALUE	QUANTITY	VALUE	QUANTITY	VALUE
9.OTHER.CHEMICAL PRODUCTS	--		44254		335413		41533		328967
F. METAL GROUP			209003		1617589		241425		
1872544									
1.IRON ORES AND CONCENTRATES	MT	--	--	65341	9002	101014	16277	205316	32950
2.IRON AND STEEL SCRAP	MT	151592	54557	1258857	465109	113112	43490	1240343	455374
3.NON FERROUS BASE METAL WASTE & SCRM	MT	6194	3607	53778	29770	4428	2614	62606	31809
4.IRON AND STEEL	MT	147295	103537	1096766	788986	195319	143988	1332639	986541
5.ALUMINIUM WROUGHT & WORKED	--		12741		78177		8684		76102
6.MANUFACTURES OF METAL NES	--		34561		246545		26371		289767
G. MISCELLANEOUS ITEMS			405973		2693879		374778		2634963
1.FEEDING STUFF FOR ANIMALS	KG	71966196	40122	439742744	238409	66383635	35374	421451344	241731
2.HIDES,SKINS AND FURSKINS RAW	KG	1851471	6793	13815397	45118	1236594	3653	9819322	30773
3.OIL SEEDS & OLEAGINOUS FRUITS	KG	81460119	46505	383293573	258361	92431087	60517	554667600	380521
4.RUBBER CRUDE INCL.SYNTH/RECLAIMED	KG	11135494	15494	78711335	110771	8233355	11523	57917976	98902
5.WOOD & CORK	--		4857		40247		4167		40758
6.PULP AND WASTE PAPER	KG	20951230	9896	193505459	81292	17387967	6852	150946754	61074
7.FERTILIZER CRUDE	MT	262	111	118649	23587	33399	9101	127935	33199
8.CRUDE ANIMAL&VEGETABLE MATERIALS	KG	13525249	13893	55228297	77086	5712239	7732	48682254	76338
9.COAL, COKE & BRIQUETTES	MT	291185	31565	1553163	174711	330693	36533	2489940	341823
10.ANIMAL OILS AND FATS	KG	963373	748	14190945	11883	3997859	3671	25711312	25807
11.ANIMAL/VEG, FAT OIL WAX ETC NES	KG	2689617	1260	16554938	11964	7767011	7299	52770876	26522
12.RUBBER TYRES & TUBES	NO	450717	14854	3251786	145149	286971	11912	2991406	133331
13.CORK/WOOD MFG. (EXCL FURNITURE)	KG	8025134	4356	61826566	32212	6345778	3421	51771740	31953
14.PAPER&PAPER BOARD & MANF. THEREOF	KG	33633320	32699	269485758	243864	30799577	29475	262288472	227160
15.CEMENT	MT	5554	1795	25610	6342	1759	396	14950	3745
16.PREFABRICATED BUILDGS,SANITRY,PLG	--		5449		44026		4158		34900
17.FOOTWEAR	PAIR	1329662	6043	11657330	49647	1417083	6182	18291452	58972
18.PROFESSIONAL,SCIENTIFIC & CONTROL	--		36047		241350		40897		240905
19.PHOTO EQPT, OPTICAL GOODS N.E.S.	--		3554		39860		3961		32209
20.PRINTED MATTERS	--		67381		435145		47566		180339
21.ARTICLES N.E.S. OF PLASTICS	KG	2219721	7573	18310971	60217	1728439	5518	17258181	49657
22.BABY CARRIAGES, TOYS GAMES ETC.	--		4331		32014		3224		29034
23.OFFICE STATIONERY SUPPLY N.E.S	--		2069		16023		2668		17677
24.JEWELLERY OFGOLD/SILVERSMITH WEAR--	--		29249		35842		3643		10245
25.MUSICAL INSTRUMENTS AND PARTS	--		8655		50670		2191		72372
26.ARTICLES & MFG. OF CAVING ETC.	--		10675		15140		2890		11372
27.GOLD.NON-MENETART NOT ORE/CONCEN	GM	--	--	4176891	172950	369205	20256	2638548	143644
ALL OTHER ITEMS	--		304508		2275567		380496		2174304

Contd.

10.7 Imports of Selected Commodities in Rupees

(In Thousand Rupees)

GROUPS/COMMODITIES	UNIT	JAN - 2014		CUL. FROM JUL,2013		JAN - 2013		CUL. FROM JUL,2012	
		QUANTITY	VALUE	QUANTITY	VALUE	QUANTITY	VALUE	QUANTITY	VALUE
GRAND TOTAL			435995247		2707851879		366822601		2456663390
A. FOOD GROUP			29420830		184018321		27109298		178319754
1.MILK AND CREAM	KG	4324555	1148859	27260998	6468841	3317946	550199	29022291	5556025
2.WHEAT UNMILLED	MT	--	--	377402	11350817	--	--	--	--
3.PULSES	KG	47679465	3244689	262509256	17272626	39265560	2644951	292604844	19811103
4.DRY FRUITS	KG	11054435	919068	66126079	5610518	9540950	743926	56977584	4535577
5.SUGAR REFINED	MT	945	61481	5651	376608	858	61478	3897	276680
6.TEA	KG	13809405	3023601	73033119	17162648	13261653	3796086	74026691	21250377
7.SPICES	KG	14697334	1036297	59720791	4663165	7619169	458127	59873520	3872908
8.MILK FOOD FOR BABIES,INFT.,INVLD	KG	903595	719959	4102348	3257912	606324	437793	3336753	2432727
9.BEVERAGES	LTR	1080819	110705	4264880	392371	564202	64060	3917340	482838
10.PALM OIL	KG	210708769	188164071	1328032247	113809950	222155998	181149621	254677267	115675792
11.SOYABEAN OIL	KG	3126603	339765	33750669	3652864	2106113	237717	36485025	4425727
B. MACHINERY GROUP			94941168		518715356		66014434		454788054
1.POWER GENERATING MACH.	--		20877531		67775385		9321026		57918957
2.AGRICULTURE MACHINERY&IMPLEMENTS	--		553003		4103013		711301		6597366
3.CONSTRUCTION & MINING MACHINERY	--		1319310		15490512		860512		8711186
4.TEXTILE MACHINERY	--		5062579		33728210		2795139		21348905
5.METAL WORKING MACHINERY	--		533494		3153642		266400		2095153
6.GEN INDUSTRIAL MACH & EQU/PARTS NS--			17842556		81138192		9741435		58327445
7.OFFICE MACH.INCL.DATA PROS. EQUIP.--			2133588		12190123		1555480		14713002
8.TELECOM & SOUND RECORDING EQUIP	--		11237624		76204448		10756159		92320185
9.ELECTRICAL MACHINERY & APPARATUS	--		10229743		67056249		6755490		45249408
10.ROAD MOTOR VEHICLES	--		11526944		70098537		10053805		78304972
11.RAILWAY VEHICLES	--		2243189		3298046		33541		5623829
12.AIRCRAFTS,SHIPS AND BOATS	--		6404940		61633213		10357980		44235099
13.OTHER MACHINERY	--		4976666		22845785		2806166		19342548
C. PETROLEUM GROUP			127050339		921143490		114313774		851644529
1.CRUDE PETROLEUM	MT	636278	53138918	4222258	346945937	565632	43854975	4167162	308740095
2.PETROLEUM PRODUCTS	MT	931801	73183985	7329595	569248448	880235	67848972	7107539	537565329
3.GAS NATURAL & MANUFACTURED	--		727436		4949105		2609826		5339105
D. TEXTILE GROUP			13844319		79846145		10093944		68095919
1.SYNTHETIC AND REGENERATED FIBRE	KG	20627664	4684294	120924478	25416302	17633623	3405240	112830210	21803869
2.SYNTHETIC & ARTIFICIAL SILK YARN	KG	24752650	6592299	133649770	35935588	16721980	4425315	118193560	30461569
3.WORN CLOTHING	KG	34729983	1401874	257274650	10726424	32788768	1240962	231508864	8501050
4.ARTICLES OF APPAREL & CLOTHING	--		628657		4587557		587698		4312455
5.BAGS & SACKS OF TEK. MATERIALS	MT	457	70804	4493	483965	786	68188	4275	383444
6.JUTE	MT	8180	466392	49329	2696309	7454	366541	53214	2633532
E. AGRICULTURE/OTH. CHEMICAL GROUP			69775148		410331365		48917229		359307470
1.ORGANIC CHEMICALS	--		14038852		112952220		15466626		104474435
2.INORGANIC CHEMICALS	--		3111228		25382248		3202517		29236887
3.DYEING TANNING & COLOUR MATERIAL	KG	10831038	3529114	65307429	21334848	8512191	2370987	56904633	16646216
4.MEDICINAL PRODUCTS	KG	1880105	7278231	13032898	48581483	1459312	4454407	12797990	42721439
5.ESSENTIAL OIL, PERFUMES TOILT ETC	KG	6603140	2322593	38270422	13560050	5152899	1885776	34984826	11214020

Contd.

10.7 Imports of Selected Commodities in Rupees

(In Thousand Rupees)

GROUPS/COMMODITIES	UNIT	JAN - 2014		CUL. FROM JUL,2013		JAN - 2013		CUL. FROM JUL,2012	
		QUANTITY	VALUE	QUANTITY	VALUE	QUANTITY	VALUE	QUANTITY	VALUE
6.FERTILIZER MANUFACTURED	MT	456327	17248712	1498547	58668498	62591	3417452	918830	46724621
7.PLASTIC MATERIALS	KG	90827917	16387613	510460155	93052022	77748179	12671917	479311209	76880260
8.INSECTICIDES	KG	1439820	787428	11941663	6232791	1606290	808416	9220468	3909332
9.OTHER.CHEMICAL PRODUCTS	--		5071378		30567206		4639131		27500261
F. METAL GROUP			24326119		147942383		25117844		156025745
1.IRON ORES AND CONCENTRATES	MT	3	67	65341	904477	400	6328	104302	1595378
2.IRON AND STEEL SCRAP	MT	140451	5392538	1107265	43016229	158265	5739947	1127231	39361487
3.NON FERROUS BASE METAL WASTE & SCRM		6678	445749	47584	2741988	6358	419346	58178	2792239
4.IRON AND STEEL	MT	172104	12956687	949471	72113061	205955	15194626	1137320	80672146
5.ALUMINIUM WROUGHT & WORKED	--		1092783		6871315		1105144		6448176
6.MANUFACTURES OF METAL NES	--		4438294		22295313		2652452		25156320
G. MISCELLANEOUS ITEMS			33422619		239478753		34661621		216341381
1.FEEDING STUFF FOR ANIMALS	KG	69708554	4090031	367776548	21010498	64651700	3659926	355067709	19833173
2.HIDES,SKINS AND FURSKINS RAW	KG	1886687	722693	11963926	4049412	1455941	432251	8582728	2593999
3.OIL SEEDS & OLEAGINOUS FRUITS	KG	10633885	933473	301833454	22315390	119157922	7698658	462236513	30613712
4.RUBBER CRUDE INCL.SYNTH/RECLAIMED	KG	11769563	1528993	67575841	9991098	8573178	1154574	49684621	8351586
5.WOOD & CORK	--		603688		3717645		517300		3493433
6.PULP AND WASTE PAPER	KG	24570955	933721	172554229	7454099	12358290	444318	133558787	5161902
7.FERTILIZER CRUDE	MT	19106	780790	118387	2478287	1431	37478	94536	2295559
8.CRUDE ANIMAL&VEGETABLE MATERIALS	KG	6137911	972805	41703048	6625556	4952272	712246	42970015	6551538
9.COAL, COKE & BRIQUETTES	MT	306528	3364650	1261978	14957126	368325	4376301	2159247	29215678
10.ANIMAL OILS AND FATS	KG	3036045	279651	13227572	1166696	1130474	106769	21713453	2112372
11.ANIMAL/VEG, FAT OIL WAX ETC NES	KG	2144883	187862	13865321	1127564	5886319	320100	45003865	1836801
12.RUBBER TYRES & TUBES	NO	393005	2053788	2801069	13697967	583389	1709264	2704435	11617299
13.CORK/WOOD MFG.(EXCL FURNITURE)	KG	10179397	488204	53801432	2928430	10750684	602604	45425962	2734638
14.PAPER&PAPER BOARD & MANF. THEREOF	KG	34421688	3302178	235852438	22196560	33795637	2906148	231488895	18913449
15.CEMENT	MT	2887	78656	20056	477491	2603	61433	13191	320677
16.PREFABRICATED BUILDS,SANITRY,PLG--			702649		4071457		408600		2936969
17.FOOTWEAR	PAIR	1370521	686567	10327668	4569070	782406	372821	16874369	5034249
18.PROFESSIONAL,SCIENTIFIC & CONTROL--			2873529		21530551		2310711		19123106
19.PHOTO EQPT, OPTICAL GOODS N.E.S.--			516172		3823031		333269		2703111
20.PRINTED MATTERS	--		3879350		38204957		2559857		12774694
21.ARTICLES N.E.S. OF PLASTICS	KG	2654848	974568	16091250	5532849	2056414	604579	15529742	4219434
22.BABY CARRIAGES, TOYS GAMES ETC.	--		477622		2899308		314041		2465319
23.OFFICE STATIONERY SUPPLY N.E.S	--		276798		1471520		234441		1436807
24.JEWELLERY OFGOLD/SILVERSMITH WEAR--			64104		684173		210537		633757
25.MUSICAL INSTRUMENTS AND PARTS	--		1408191		4427544		1277019		6708556
26.ARTICLES & MFG. OF CAVING ETC.	--		46722		468952		107543		816205
27.GOLD.NON-MENETART NOT ORE/CONCENGM		240200	1195163	4176891	17601520	227317	1188831	2269343	11843357
ALL OTHER ITEMS	--		43214705		206376067		40594457		172140537

Contd.

10.7 Imports of Selected Commodities in Rupees

(In Thousand Rupees)

GROUPS/COMMODITIES	UNIT	FEB - 2014		CUL. FROM JUL,2013		FEB - 2013		CUL. FROM JUL,2012	
		QUANTITY	VALUE	QUANTITY	VALUE	QUANTITY	VALUE	QUANTITY	VALUE
GRAND TOTAL			377909236		3085761115		331464710		2788128100
A. FOOD GROUP			24137219		208155539		28947349		207267104
1.MILK AND CREAM	KG	5297382	1083825	32558380	7552666	3117135	481376	32139426	6037401
2.WHEAT UNMILLED	MT	--	--	377402	11350817	--	--	--	--
3.PULSES	KG	36174857	2236996	298684113	19509622	46156981	3175912	338869952	22987016
4.DRY FRUITS	KG	10476366	938452	76602445	6548969	8314145	574050	65291729	5109627
5.SUGAR REFINED	MT	964	65198	6615	441807	384	24232	4281	300912
6.TEA	KG	13017669	3088243	86050788	20250891	13253267	4035528	87279958	25285905
7.SPICES	KG	11265235	998932	70986026	5662097	8121752	536004	67995272	4408913
8.MILK FOOD FOR BABIES,INFT.,INVLD	KG	555421	446639	4657769	3704551	405476	315087	3742229	2747814
9.BEVERAGES	LTR	271978	32494	4536858	424865	475317	62249	4392657	545088
10.PALM OIL	KG	169016779	1503811614	97049026	128848066	247601934	1973985915	202279201	135415651
11.SOYABEAN OIL	KG	1887600	208324	35638269	3861188	23230	3052	36508255	4428779
B. MACHINERY GROUP			65719491		584434847		59274055		514062110
1.POWER GENERATING MACH.	--		8270332		76045716		9951034		67869991
2.AGRICULTURE MACHINERY&IMPLEMENTS	--		522295		4625308		744294		7341660
3.CONSTRUCTION & MINING MACHINERY	--		1615880		17106392		852763		9563949
4.TEXTILE MACHINERY	--		5036375		38764585		2936450		24285356
5.METAL WORKING MACHINERY	--		1337932		4491575		441820		2536973
6.GEN INDUSTRIAL MACH & EQU/PARTS NS--			10949330		92087522		9829588		68157034
7.OFFICE MACH.INCL.DATA PROC. EQUIP.--			1943089		14133212		2745667		17458669
8.TELECOM & SOUND RECORDING EQUIP	--		11274146		87478594		11067717		103387902
9.ELECTRICAL MACHINERY & APPARATUS	--		9383984		76440233		7398894		52648301
10.ROAD MOTOR VEHICLES	--		9212173		79310710		8346837		86651808
11.RAILWAY VEHICLES	--		21429		3319475		1508662		7132491
12.AIRCRAFTS,SHIPS AND BOATS	--		1852946		63486160		1218769		45453868
13.OTHER MACHINERY	--		4299580		27145365		2231561		21574109
C. PETROLEUM GROUP			128737912		1049881402		93414869		945059398
1.CRUDE PETROLEUM	MT	696909	58099702	4919167	405045638	412655	32772929	4579817	341513023
2.PETROLEUM PRODUCTS	MT	837665	69884627	8167260	639133074	777431	59863896	7884970	597429226
3.GAS NATURAL & MANUFACTURED	--		753584		5702689		778044		6117149
D. TEXTILE GROUP			11907918		91754063		9104165		77200084
1.SYNTHETIC AND REGENERATED FIBRE	KG	18696309	4049139	139620787	29465440	15066038	3191786	127896248	24995655
2.SYNTHETIC & ARTIFICIAL SILK YARN	KG	20937206	5510215	154586976	41445803	14221145	3831960	132414705	34293529
3.WORN CLOTHING	KG	28710370	1162647	285985020	11889071	25346586	980303	256855450	9481352
4.ARTICLES OF APPAREL & CLOTHING	--		816800		5404357		560310		4872765
5.BAGS & SACKS OF TEK. MATERIALS	MT	464	68594	4957	552559	316	25381	4591	408825
6.JUTE	MT	5429	300523	54758	2996832	10752	514425	63966	3147957
E. AGRICULTURE/OTH. CHEMICAL GROUP			50805276		461136641		43078855		402386325
1.ORGANIC CHEMICALS	--		14610181		127562400		15493006		119967441
2.INORGANIC CHEMICALS	--		2492997		27875245		2152890		31389777
3.DYEING TANNING & COLOUR MATERIAL	KG	9743969	3213647	75051398	24548495	7026509	2105545	63931142	18751761
4.MEDICINAL PRODUCTS	KG	1636225	6104071	14669123	54685554	1407444	5312306	14205434	48033745
5.ESSENTIAL OIL, PERFUMES TOILT ETCKG			6875871		2186009		45146293		15746058

Contd.

10.7 Imports of Selected Commodities in Rupees

(In Thousand Rupees)

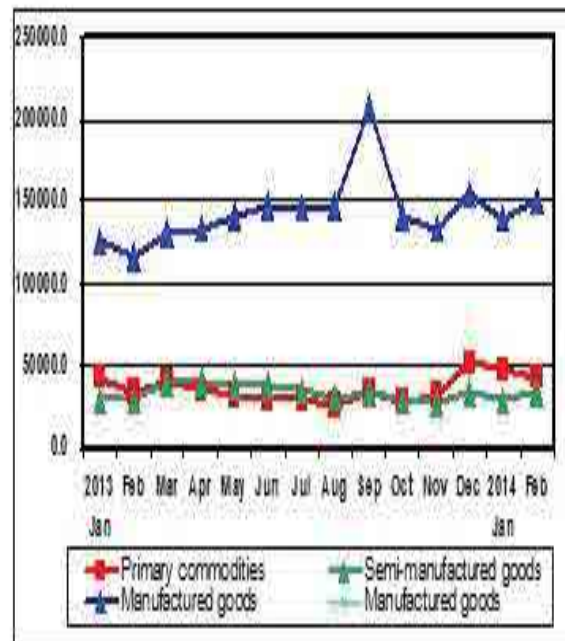
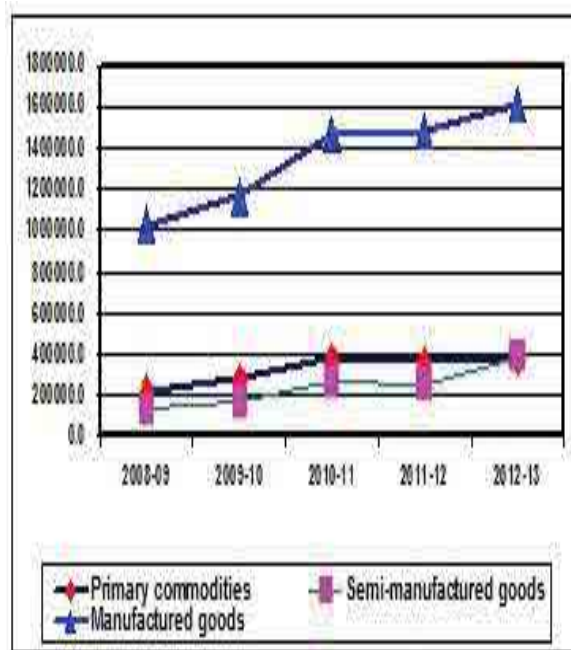
GROUPS/COMMODITIES	UNIT	FEB - 2014		CUL. FROM JUL,2013		FEB - 2013		CUL. FROM JUL,2012	
		QUANTITY	VALUE	QUANTITY	VALUE	QUANTITY	VALUE	QUANTITY	VALUE
6.FERTILIZER MANUFACTURED	MT	33157	1464964	1531704	60133462	3871	139098	922701	46863718
7.PLASTIC MATERIALS	KG	80603730	15093831	591063885	108145852	68908147	11556409	548219356	88436669
8.INSECTICIDES	KG	1875041	990281	13816704	7223072	1224170	637897	10444638	4547228
9.OTHER.CHEMICAL PRODUCTS	--		4649296		35216502		4068923		31569184
F. METAL GROUP			21957971		169900353		23652129		179677875
1.IRON ORES AND CONCENTRATES	MT	--	--	65341	904477	101014	1594635	205316	3190013
2.IRON AND STEEL SCRAP	MT	151592	5731824	1258857	48748053	113112	4260709	1240343	43622196
3.NON FERROUS BASE METAL WASTE & SCRMT		6194	378945	53778	3120934	4428	256118	62606	3048357
4.IRON AND STEEL	MT	147295	10877665	1096766	82990726	195319	14106321	1332639	94778467
5.ALUMINIUM WROUGHT & WORKED	--		1338546		8209861		850790		7298965
6.MANUFACTURES OF METAL NES	--		3630991		25926304		2583556		27739876
G. MISCELLANEOUS ITEMS			42651731		282130484		36716561		253057941
1.FEEDING STUFF FOR ANIMALS	KG	71966196	4215219	439742744	25225718	66383635	3465555	421451344	23298727
2.HIDES,SKINS AND FURSKINS RAW	KG	1851471	713680	13815397	4763092	1236594	357831	9819322	2951830
3.OIL SEEDS & OLEAGINOUS FRUITS	KG	81460119	4885886	383293573	27201276	92431087	5928728	554667600	36542440
4.RUBBER CRUDE INCL.SYNTH/RECLAIMEDKG		11135494	1627802	78711335	11618900	8233355	1128857	57917976	9480443
5.WOOD & CORK	--		510241		4227886		408204		3901637
6.PULP AND WASTE PAPER	KG	20951230	1039689	193505459	8493789	17387967	671246	150946754	5833147
7.FERTILIZER CRUDE	MT	262	11639	118649	2489927	33399	891653	127935	3187212
8.CRUDE ANIMAL&VEGETABLE MATERIALS	KG	13525249	1459624	55228297	8085180	5712239	757451	48682254	7308988
9.COAL, COKE & BRIQUETTES	MT	291185	3316229	1553163	18273355	330693	3579059	2489940	32794738
10.ANIMAL OILS AND FATS	KG	963373	78535	14190945	1245231	3997859	359674	25711312	2472047
11.ANIMAL/VEG, FAT OIL WAX ETC NES	KG	2689617	132392	16554938	1259956	7767011	715052	52770876	2551853
12.RUBBER TYRES & TUBES	NO	450717	1560609	3251786	15258576	286971	1167028	2991406	12784327
13.CORK/WOOD MFG. (EXCL FURNITURE)	KG	8025134	457696	61826566	3386126	6345778	335148	51771740	3069786
14.PAPER&PAPER BOARD & MANF. THEREOFKG		33633320	3435419	269485758	25631979	30799577	2887581	262288472	21801031
15.CEMENT	MT	5554	188546	25610	666037	1759	38779	14950	359455
16.PREFABRICATED BUILDS,SANITRY,PLG--			572427		4643884		407369		3344339
17.FOOTWEAR	AIR	1329662	634829	11657330	5203900	1417083	605630	18291452	5639879
18.PROFESSIONAL,SCIENTIFIC & CONTROL -			3787141		25317692		4006645		23129751
19.PHOTO EQPT, OPTICAL GOODS N.E.S. -			373435		4196466		388089		3091200
20.PRINTED MATTERS	-		7079007		45283964		4660005		17434699
21.ARTICLES N.E.S. OF PLASTICS	KG	2219721	795651	18310971	6328500	1728439	540573	17258181	4760007
22.BABY CARRIAGES, TOYS GAMES ETC. --			454990		3354298		315862		2781181
23.OFFICE STATIONERY SUPPLY N.E.S --			217340		1688861		261368		1698175
24.JEWELLERY OFGOLD/SILVERSMITH WEAR--			3072884		3757057		356921		990678
25.MUSICAL INSTRUMENTS AND PARTS --			909330		5336874		214671		6923227
26.ARTICLES & MFG. OF CAVING ETC. --			1121490		1590441		283153		1099359
27.GOLD.NON-MENETART NOT ORE/CONCEN GM	--		--	4176891	17601520	369205	1984429	2638548	13827786
ALL OTHER ITEMS	--		31991719		238367786		37276727		209417263

10.8 Exports by Economic Categories (Summary)

(Million Rupees)

Year/Month	Total	Primary commodities	Semi-manufactured goods	Manufactured goods
2008-09	1383717.5	224873.2	130693.0	1028151.4
2009-10	1617457.6	287490.6	170608.5	1159358.5
2010-11	2120846.7	377535.7	274500.4	1468810.5
2011-12	2110605.5	362404.4	261151.3	1486369.7
2012-13	2366477.8	364127.0	391151.3	1611199.5
2013 Jan	197186.6	43247.3	28670.4	125268.9
Feb	179747.0	34191.4	29574.3	115981.3
Mar	209240.8	39834.7	39414.0	129992.1
Apr	209142.2	35727.3	40321.9	133093.0
May	210829.2	31596.2	38581.9	140651.1
Jun	214326.5	29186.0	38006.7	147133.8
Jul	210465.3	29584.3	35086.5	145794.6
Aug	204136.9	25828.4	31334.8	146973.7
Sep	275482.9	33398.9	34272.0	207812.0
Oct	197939.6	27225.9	29689.6	141024.1
Nov	193,132.7	31,550.7	27,834.4	133,747.6
Dec	241,842.6	51,907.1	34,500.2	155,435.3
2014 Jan	217,160.3	47,913.8	29,216.5	140,030.0
Feb	227,292.7	42,828.9	33,637.5	150,826.3

Note: Total may not tally due to rounding of figures.



10.9 Export by Economic Categories (Details)

(In Thousand Rupees)

COMMODITIES	JAN - 2014	CUML.FROM JULY 2013	JAN - 2013	CUML.FROM JULY 2012
GRAND TOTAL	217,160,304	1,540,160,381	197,186,612	1,343,192,183
A. PRIMARY COMMODITIES:	47,913,845	247,409,066	43,247,305	193,591,471
RAW COTTON (INCLUDING LINTER & WASTE)	1,813,789	18,627,728	1,514,700	10,927,470
RAW WOOL (INCLUDING ANIMAL HAIR)	156,794	898,039	163,928	687,021
FISH	1,850,527	20,335,824	2,224,455	16,302,873
RICE	28,224,305	127,499,980	24,160,726	95,776,486
HIDES & SKINS (INCLUDING FUR SKINS)	43,218	409,787	22,670	339,184
FRUITS & VEGETABLES	10,741,008	39,347,477	9,549,260	28,673,950
SPICES	542,401	3,029,039	638,276	3,408,356
TOBACCO UN-MANUFACTURED	229,328	897,033	415,424	1,040,987
OTHER PRIMARY COMMODITIES	4,312,475	36,364,159	4,557,866	36,435,143
B. SEMI-MANUFACTURES:	29,216,500	221,933,939	28,670,378	205,252,604
COTTON YARN	14,163,407	128,235,705	15,780,880	121,335,916
LEATHER	4,011,512	30,381,248	3,087,232	24,155,760
MOLASSES	299,786	1,897,621	175	9,921
OIL CAKES	677,730	3,592,533	485	707,264
AGAR, AGAR DUST & WOOD				
HENNA LEAVES & POWDER	36,449	142,557	14,066	132,510
OTHER SEMI MANUFACTURES	10,027,616	57,684,276	9,787,540	58,911,234
C. MANUFACTURED GOODS:	140,029,959	1,070,817,376	125,268,928	944,348,108
COTTON THREAD	33,016	944,770	16,053	803,377
COTTON FABRICS WOVEN	22,229,556	171,232,467	19,673,025	145,142,407
TEXTILE FABRICS (OTHER THAN COTTON FAB)	3,986,171	22,693,325	3,722,923	19,932,598
WOOLLEN CARPETS	776,024	8,780,683	591,483	6,457,994
TAPESTRIES		81		20
MANUFACTURE OF LEATHER	6,606,225	45,788,887	5,439,134	38,489,549
FOOTWEAR	1,046,368	6,573,143	1,087,983	5,765,450
SPORTS GOODS (EXCLUDING INDOOR GAMES)	1,819,022	10,815,269	1,475,356	8,556,231
TOBACCO MANUFACTURED	5,790	204,124	1,512	86,150
MEDICAL INSTRUMENT N.E.S.	391,274	2,072,774	189,432	1,334,089
FRUIT & VEGETABLE PREPARATIONS	501,805	4,329,366	529,936	3,882,749
FISH PREPARATIONS	22,038	769,540	45,012	942,528
CEREAL PREPARATIONS	351,618	3,754,200	208,921	2,100,599
GUAR PRODUCTS	675,780	4,234,415	1,465,250	7,112,536
FLOUR & MEAL OF OIL SEEDS	1,917	48,853	6,727	182,483
FISH MEAL & MEAT MEAL	123,465	1,136,317	147,082	494,655
PETROLEUM PRODUCTS	109,775	50,922,525	17,817	103,312
CHEMICAL & CHEMICAL PREPARATIONS	7,200,868	71,493,214	6,479,552	42,507,042
MACHINERY & TRANSPORT EQUIPMENT	2,853,552	19,542,838	2,172,791	13,943,152
ARTICLES OF APPAREL AND CLOTHING				
ACCESSORIES (INCLUDING HOSIERY)	37,610,356	252,323,000	31,125,773	215,234,251
OTHER MANUFACTURED GOODS	53,685,340	393,157,585	50,873,167	431,276,936

10.9 Export by Economic Categories (Details)

(In Thousand Rupees)

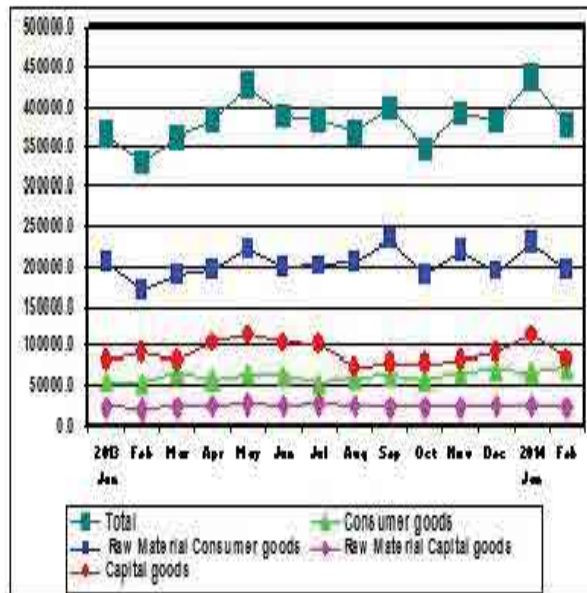
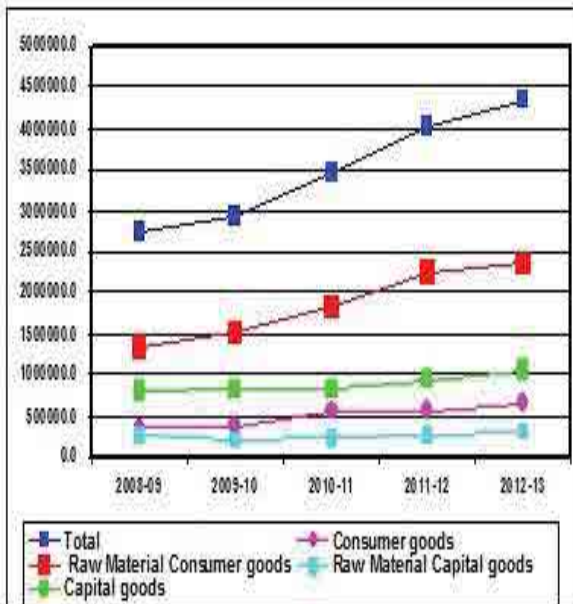
COMMODITIES	FEB - 2014	CUML.FROM JULY 2013	FEB - 2013	CUML.FROM JULY 2012
GRAND TOTAL	227,292,739	1,767,453,120	179,746,960	1,522,939,142
A. PRIMARY COMMODITIES:	42,828,947	290,238,013	34,191,352	227,782,823
RAW COTTON (INCLUDING LINTER & WASTE)	1,295,795	19,923,523	1,841,475	12,768,945
RAW WOOL (INCLUDING ANIMAL HAIR)	144,596	1,042,635	132,459	819,480
FISH	2,314,545	22,650,369	1,776,205	18,079,078
RICE	25,052,911	152,552,891	18,163,660	113,940,146
HIDES & SKINS (INCLUDING FUR SKINS)	45,812	455,599	23,671	362,856
FRUITS & VEGETABLES	8,518,189	47,865,666	7,950,896	36,624,846
SPICES	462,586	3,491,625	506,943	3,915,299
TOBACCO UN-MANUFACTURED	130,966	1,027,999	109,979	1,150,966
OTHER PRIMARY COMMODITIES	4,863,546	41,227,706	3,686,065	40,121,208
B. SEMI-MANUFACTURES:	33,637,452	255,571,391	29,574,268	234,826,872
COTTON YARN	17,860,303	146,096,008	18,386,994	139,722,910
LEATHER	4,796,706	35,177,954	3,078,498	27,234,258
MOLASSES	305,188	2,202,809	275	10,196
OIL CAKES	623,701	4,216,234	46,225	753,489
AGAR, AGAR DUST & WOOD				
HENNA LEAVES & POWDER	16,485	159,042	9,683	142,193
OTHER SEMI MANUFACTURES	10,035,069	67,719,344	8,052,593	66,963,827
C. MANUFACTURED GOODS:	150,826,340	1,221,643,716	115,981,340	1,060,329,448
COTTON THREAD	7,838	952,609	26,916	830,293
COTTON FABRICS WOVEN	25,068,086	196,300,553	19,794,827	164,937,234
TEXTILE FABRICS (OTHER THAN COTTON FAB)	4,041,172	26,734,497	3,419,052	23,351,650
WOOLLEN CARPETS	1,052,713	9,833,396	1,013,959	7,471,954
TAPESTRIES		81		20
MANUFACTURE OF LEATHER	5,812,486	51,601,373	4,056,142	42,545,690
FOOTWEAR	1,317,762	7,890,905	966,803	6,732,253
SPORTS GOODS (EXCLUDING INDOOR GAMES)	2,206,224	13,021,493	1,265,261	9,821,492
TOBACCO MANUFACTURED	9,106	213,230	4,064	90,214
MEDICAL INSTRUMENT N.E.S.	157,386	2,230,160	274,318	1,608,407
FRUIT & VEGETABLE PREPARATIONS	600,775	4,930,141	608,922	4,491,671
FISH PREPARATIONS	163,986	933,525	149,042	1,091,570
CEREAL PREPARATIONS	361,877	4,116,077	205,678	2,306,277
GUAR PRODUCTS	524,405	4,758,819	1,318,711	8,431,247
FLOUR & MEAL OF OIL SEEDS	1,103	49,956	2,234	184,718
FISH MEAL & MEAT MEAL	63,693	1,200,010	202,262	696,917
PETROLEUM PRODUCTS	2,953,883	53,876,408	18,269	121,581
CHEMICAL & CHEMICAL PREPARATIONS	11,623,935	83,117,149	5,428,524	47,935,566
MACHINERY & TRANSPORT EQUIPMENT	2,296,879	21,839,717	2,181,398	16,124,551
ARTICLES OF APPAREL AND CLOTHING				
ACCESSORIES (INCLUDING HOSIERY)	34,716,860	287,039,860	26,408,098	241,642,349
OTHER MANUFACTURED GOODS	57,846,172	451,003,757	48,636,859	479,913,795

10.10 Imports by Economic Categories (Summary)

(Million rupees)

Year/Month	Total	Consumer goods	Raw material		Capital goods
			Consumer goods	Capital goods	
2008-09	2723569.9	348657.1	1337986.1	246599.8	790326.9
2009-10	2910975.3	380826.6	1509081.1	209051.4	812016.2
2010-11	3455285.6	560512.2	1826243.4	239525.0	829005.0
2011-12	4009093.0	552018.1	2251624.0	261940.8	943510.1
2012-13	4349879.5	652553.3	2353818.1	293733.6	1049774.5
2013 Jan	366822.6	54515.4	206825.4	23898.2	81583.6
Feb	331464.7	51978.8	169258.5	20454.5	89772.9
Mar	361585.0	69119.3	189502.4	23227.1	79736.2
Apr	384277.1	59178.0	197496.2	24694.0	102908.9
May	427530.9	65849.9	221666.5	27027.3	112987.2
Jun	388358.4	62762.5	198998.4	24267.1	102330.4
Jul	383244.9	53168.9	201953.0	26745.7	101377.3
Aug	367645.0	61538.9	208163.2	24123.1	73819.8
Sep	399041.6	64145.1	234234.5	21539.6	79122.3
Oct	348471.0	57420.3	190642.1	22097.5	78311.1
Nov	392,509.9	68,645.2	219,302.3	23,430.2	81,132.2
Dec	380,944.2	71,020.3	194,209.3	24,707.2	91,007.4
2014 Jan	435,995.2	67,437.2	228,951.9	25,427.0	114,179.1
Feb	377,909.2	72,862.9	197,700.0	23,455.1	83,891.2

Note: Total may not tally due to rounding of figures.



10.11 Imports by Economic Categories (Detail)

(In Thousand Rupees)

ITEMS	JAN - 2014	FROM JUL-2013	JAN - 2013	FROM JUL-2012
GRAND TOTAL	435995247	2707851879	366822601***	2456663390
1. CONSUMER GOODS TOTAL	67437242	443376039	54515393*	343664880
010121 HORSES		7954	2556	2556
010129 OTHER LIVE HORSES			3970	9580
010190 OTHER LIVE ANIMALS		6013	11386	15447
010221 PURE,BRED BREED BOVINE ANIMAL	203509	602756	208677	722507
010229 OTHER LIVE BOVINE ANIMALS	23942	51400	30174	30174
010511 FOWLS OF SPECIES WT UPTO 185G		317504	5137	109828
010594 OTH FOWLS OF THE SPE (CHICKEN)			54960	231925
010599 OTH LIVE POULTRY		212585	37873	47804
020110 CARCASSES BOV ANIMAL FRE/CHILL				1108
020120 OTH CUT WITH BONE BOVIN ANIMAL		2855		
020130 MEAT OF BOV ANIM F/CH BON LESS			248	626
020210 CARCASSES OF BOVIN ANIMAL FROZ	2233	8824		
020220 OTH CUTS WITH BONE IN,BOV FROZ	419	7991	1170	10243
020230 MEAT BOV ANIMAL FROZE BONELESS	12826	163284	22167	151732
020410 MEAT OF SHEEP/GOAT,F/CHILL/FRO		32		
020421 CARCASSES OF SHEEP,FR/CHILLED			901	901
020610 EDIBLE OFFAL OF BOV ANIMAL F/C	19811	79184	4987	24000
020622 LIVERS OF BOV ANIMALS FROZEN		267		5129
020629 O, EDIBLE OFFAL BOV ANI FROZEN		130		852
020690 OTH EDIBLE OFFAL OF ANIM FROZN				94
020714 CUTS & OFFAL OF FOWLS FROZEN		6345		7632
020727 CUT & OFFAL OF TURKEY,FROZEN	70	6672	313	834
020745 OTH DUCK MEAT FROZEN		6862		5816
021020 OTH MEAT BOV ANIM DRIED/SMOKED		1051		
021099 OTH EDI FLOUR/MEAL OF MEAT/OFL		1033		389
030111 ORNAMENTAL FISH	905	10018	1376	5165
030119 OTHER ORNAMENTAL FISH	34	183		653
030191 TROUT, LIVE				655
030199 OTHER LIVE FISH	139	1899	179	2791
030214 ATLANTIC SALMON F/CH EX.FILLET				476
030219 OTH SALMO FISH,EXCL LIVER F/CH		158		912
030229 O.FLAT FISH,EX.LIVER&ROES.F/CH		417		159
030239 OTH TUNAS EXCL LVR/ROES FR/CHL		3		2
030242 ANCHOVIES EX.LIVER/ROES FR/CHL				55
030251 COD FISH EXCL LVR/ROES FRE/CHL				191
030319 O.SALMONIDAE FROZ,EX.LIVER&ROE	23	38	28	408
030329 O.TILAPIAS.EX.LIVERS&ROES FROZ	78	697		
030339 OTH FLAT FISH,EXCL LIVERS FROZ	204119	622013	59302	140206
030349 OTH TUNAS EXCL LIVER/ROE FROZ				3
030363 COD FISH EXCL LVR/ROES FROZEN	30	236		
030369 O.BREGMACEROTIDAE FAMILI FISH				6
030389 OTH FISH FROZEN EXCL.LIVER&ROE				1548
030431 FISH FILLETS&MEAT.FRESH/CHILL				10935
030439 OTH FISH FILLET/MEAT FRESH/CHI		14014	8682	22891
030449 FRESH/CHI FILLET OF OTHER FISH				1844
030451 OTH FILLETS OF TILAPIAS.FRE/CH		14071	4813	6889
030459 OTH FILLETS OF OTH FISH.FR/CHI		353		

Contd.

10.11 Imports by Economic Categories (Detail)

(In Thousand Rupees)				
I T E M S	JAN - 2014	FROM JUL-2013	JAN - 2013	FROM JUL-2012
030462 FROZE FILLET/MEAT.CATFISH FISH		66912	52385	154212
030479 FROZ FILLET O.BREGMACER FAMILY		16		
030487 FROZEN FILLETS/MEAT OF TUNAS	58	149	21	152
030489 FROZEN FILLET/MEAT OF OTH FISH				1547
030499 OT FISH FILET/MEAT FRE/CH/FROZ	80671	213006	30485	112724
030510 FLOUR, MEALS & PELLETS OF FISH				10
030520 LIVERS&GROES, DRIED, SMOKED, SALT		16		33
030549 OTH SMOKED FISH&FILLET NOT EDI		5		3
030559 OTH DRIED FISH SALT NOT SMOKED		47		60
030561 FISH SALTED, NOT DRIED/SMOKED				105
030569 OTH FISH SALT, NOT DRIED/SMOKED		36		384
030579 OTHER EDIBLE FISH OFFALS		19		
030611 ROCK LOBSTER&SEA CRAWFISH FROZ	45	45		
030614 CRABS FROZEN FIT FOR HUMAN CON				18
030616 COLD WATER SHRIMPS&PRAWNS FROZ		890		1605
030619 OTH CRUSTACEAN INCL FLOUR/MEAL		34		213
030721 SCALLOPS, LIVE, FRESH, CHILLED				6
030729 OTH, SCALLOPS, CHLAMYS, FROZ, DRY				4
030799 OTH FLOURS MEAL&PEL FOR HUMAN		253		
040110 MILK&CREAM OF A FAT UPTO 1%	27	2518	16	2374
040120 MILK & CREAM OF A FAT 1% TO 6%	1119	2754		4132
040140 MILK & CREAM.FAT-6% TO 10%	26	73	14	58
040150 MILK & CREAM.FAT-EXCEEDING-10%		3346		1057
040210 MILK&CREAM IN POWDER FAT 1.5%	840662	5036868	182589	3951906
040221 MILK&CREAM IN POWDER>1.5% FAT	73014	182989	170854	728309
040229 OTH, MILK&CREAM IN POWDER>1.5%	4939	13573	396	2723
040291 OTH MILK/CREAM NOT SOLID/SWEET	17369	21081		3570
040299 OTH MILK/CREAM SOLID, SWEETEND	9321	131667	4587	73851
040310 YOGURT	1436	5881	128	7522
040390 BUTTER MILK, CURDLED MILK/CREAM	102	1984	173	1482
040410 WHEY AND MODIFIED WHEY CON SUG	182213	1021231	173265	714955
040490 OTH PRODUCT CONSIST NATUR MILK	14794	26756	16321	53784
040510 BUTTER		13016	2666	14707
040520 DAIRY SPREADS		10		15
040590 OTH FATS&OIL DERIVED FR MILK	125	91622	25	50791
040610 FRESH CHEESE INCL WHEY, CURD	14880	89756	35342	122227
040620 GRATED OR POWDER CHEESE		2123		933
040630 PROCESSED CHEESE NOT GRATED	45646	204549	25913	137486
040690 OTHER CHEESE		3805		149
040711 FERTILIZED EGGS FOR INCUBATION		6837		139991
040719 FERTILIZED EGGS OF OTHER BIRDS	442	442	638	2568
040721 O.FRESH EGGS OF CHICKEN(FOWLS)				4
040729 OTH FRESH EGGS OF OTHER BIRDS		457		
040790 OTH BIRD EGG IN SHELL FR/COOKED			1561	1561
040811 EGG YOLKS, DRIED				1354
040819 EGG YOLKS, OTHER THAN DRIED				5
040891 OTH BIRDS, EGG, NOT IN SHELL DRY	10651	22395	13123	38988
040900 NATURAL HONEY	5094	65135	7567	39908
041000 EDIBLE PRODUCT OF ANIMAL ORIGN				67
070110 POTATO SEEDS	60364	586730	20765	231890
070190 POTATOES, FRESH OR CHILLED		96964	4862	33761

Contd.

10.11 Imports by Economic Categories (Detail)

(In Thousand Rupees)

ITEMS	JAN - 2014	FROM JUL-2013	JAN - 2013	FROM JUL-2012
070200 TOMATOES,FRESH OR CHILLED	1822852	10755499	2155313	9278367
070310 ONIONS AND SHALLOTS	3416	1464173	1337	855153
070320 GARLIC	525323	2703638	399882	995977
070390 LEEK,OTH ALLIACEOUS VEGETABLES		403		1062
070410 CAULIFLOWERS & HEADED BROCCOLI		1095	14	397
070490 OTH;EDIBLE BRASSICAS,FRESH/CHI	37	88764		2887
070511 CABBAGE LETTUCE(H-LETUC)SALAD	240	2191	162	1149
070519 OTHER; LETTUCE		1515	11	1569
070610 CARROTS AND TURNIPS	71	3314		8635
070690 OTH SALAD.BEETROOT,RADISH ETC	556	1163	180	761
070700 CUCUMBERS&GHERKINS,FRESH/CHL	51516	52602	3779	9970
070810 PEAS FRESH OR CHILLED	152800	185224	105	158878
070820 BEANS (SAME),FRESH OR CHILLED	2693	3266		37
070890 OTH LEGUMINOUS VEGETABLE FR/CH		1485	337	1326
070920 ASPARAGUS,FRESH OR CHILLED	85	612	50	545
070930 AUBERGINES FRESH OR CHILLED		38	64	384
070951 MUSHROOMS,FRESH OR CHILLED	274	1198	160	1031
070959 OTH MUSHROOMS&TRUFFL FRESH/CH		39		92
070960 FRUIT OF GENUS CAPSICUM F/CHLL	96184	319294	5870	83490
070970 SPINACH NEWZEALAND SPINACH FRE		100		60
070992 OTHER OLIVES FRESH OR CHILLED				21
070993 OTH PUMPKINS SQUASH&GOURDS F/C		168		
070999 OTH VEGETABLES FRESH/CHILLED	86938	105215	4793	373688
071010 POTATO, FROZEN.		594	2474	2755
071029 OTH LEGUMINOUS VEGETABLES FROZ		146		98
071030 SPINACH,NEWZEALAND SPINACH FROZ				12
071040 SWEET CORN, FROZEN		5216	593	2747
071080 OTHER VEGETABLES,FROZEN		259	56	539
071090 MIXTURE OF VEGETABLES,FROZEN		52		38
071120 OLIVES PROVISIONALLY PRESERVED		180	12	12
071159 OTH MUSHROOMS & TRUFFLES	288	1268		121
071190 OTH VEGETABLES, PRESERVED		602		172
071220 ONION; WHOLE DRIED,CUT	17506	23638	1302	8701
071231 MUSHROOM GENUS AGARICUS DRIED	35	2423	1161	2944
071233 JELY FUNGI DRY CUT WHOLE SLIC				10
071239 OTH TRUFFLE DRYCUT WHOLE SLIC	3461	13433	97	3227
071290 OTH VEGETABLE MIXTURE DRIED	17064	86742	24645	74096
071310 PEAS DRIED SHELLED	979126	5165451	1201323	8145939
071320 CHICK PEAS DRIED SHELLED	335952	1812992	663141	6537711
071331 BEANS OF SPECIES VIGNA MUNGO	14607	50176	2683	51195
071332 SMALL RED (ADZUKI) BEANS		120	4066	4150
071333 KIDNEY BEANS,INCL WHITE BEANS	777370	4089582	345538	1798473
071339 OTHER BEANS	49919	575015	73861	620661
071340 LENTILES	691345	3291841	29996	1321620
071350 BROAD BEANS & HORSE BEAN		23342	3964	29211
071390 OTH DRIED LEGUMINOUS VEGETABLE	396369	2264109	320380	1302144
071410 MANIOC (CASSAVA)				10
071430 YAMS FRESH,CHILLED,FROZEN/DRIE		34		3
071440 TARO FRESH,CHILLED,FROZEN/DRIE		264		
071490 OTHER ROOTS AND TUBERS	34	5569	11665	42510
080111 DESICCATED, COCONUTS	122921	421801	45065	295636

Contd.

10.11 Imports by Economic Categories (Detail)

(In Thousand Rupees)

ITEMS	JAN - 2014	FROM JUL-2013	JAN - 2013	FROM JUL-2012
080119 OTHER COCONUTS	20616	171933	19663	175444
080121 BRAZIL NUT IN SHELL				257
080131 CASHEW NUT IN SHELL		6001		1012
080132 CASHEW NUT SHELLED	20346	192301	18623	94106
080211 ALMOND IN SHELL	9105	182333	23598	155249
080212 ALMOND,SHELLED (GIRT).	38916	379982	9029	236043
080221 HAZEL NUTS,IN SHELL				7
080222 HAZEL NUTS,SHELLED		189		184
080231 WALNUTS IN SHELL(AKHROTE)		457	61	917
080232 WAL NUTS SHELLED(AKHROTE)		156		
080251 PISTACHIO IN SHELL	5316	106026	4866	82496
080252 PISTACHIO SHELLED	2776	13244	2456	12548
080280 ARECA(BETAL NUTS)	789409	4440879	671847	3673650
080290 OTHER EDIBLE NUTS	423	2594	695	12408
080310 PLANTAINS,FRESH OR DRIED		4762		8712
080390 OTHER BANANS FRESH OR DRIED		368	772	80511
080410 DATES	8846	66591	8601	109290
080420 FIGS	61	165	13	744
080430 PINEAPPLES	1162	3408	105	6369
080440 AVOCADOS				55
080450 GUAVAS,MANGOES,MANGOSTEN F/DRY				250
080510 ORANGES	11	9522		11000
080520 MANDARINS,CLEMENTIN ETC FR/DRY		889		2275
080540 GRAPEFRUIT,INCLUDING POMELOS		412		7
080550 LEMONS AND LIMES		794		81
080590 OTH CITRUS FRUITS FRESH/DRIED.			12	12
080610 GRAPES, FRESH	1077	1712113	2403	1517357
080620 GRAPES, DRIED	1224	16349	486	12687
080711 WATERMELONS	258	74275		205175
080719 OTHER MELONS	883	7211		38176
080720 PAPAWS;(PAPAYAS/PAPITA)		93		51
080810 APPLE, FRESH	62921	457771	110102	454099
080830 PEARS FRESH	1939	14226	1990	37263
080910 APRICOTS;FRESH(KHUBANI)		287089		514537
080940 PLUMS AND SLOES		73		64
081010 STRAWBERRIES,FRESH		70		116
081020 RASBERRY,BLACKBERRY,ETC FRESH				6
081050 KIWI FRUIT, FRESH	71	320	46	134
081060 DURIANS FRESH				3
081090 OTHER FRESH FRUITS	19988	468255	18310	298821
081110 STRAWBERRIES,FROZEN		315	74	2627
081120 RASBERRY,BL.BERRY MULBERRY FRZ	308	2075	68	205
081190 OTHER FRUITS AND NUTS,FROZEN		58		927
081290 OTH FRUIT/NUTS PRESERVED PROVI		1168		
081310 APRICOTS DRIED	58	1325	57	8513
081320 PRUNES DRIED	167	2602	71	9743
081330 APPLES DRIED	1434	3465		250
081340 OTHER DRIED FRUITS	49833	257449	11354	113701
081350 MIXTURE OF NUTS,DRIED FRUITS		59		32289
081400 PEEL OF CITRUS FRUITS/MELONS				347

Contd.

10.11 Imports by Economic Categories (Detail)

(In Thousand Rupees)

ITEMS	JAN - 2014	FROM JUL-2013	JAN - 2013	FROM JUL-2012
090111 COFFEE NOT ROAST,NOT DECAFEINE		120		73
090121 COFFEE,ROAST,NOT DECAFFEINATED	2623	5792	2891	3578
090122 COFFEE ROASTED,DECAFFEINATED		90		3
090190 OTH COFFEE HUSKS/SKIN/COFE SUB	460	16013	103	15981
090210 GREEN TEA PACK < 3 KG	2327	3988	141	7281
090220 OTHER GREEN TEA(NOT FERMENTED)	130944	412839	61007	424422
090230 BLACK TEA & PARTLY FERMENTED	1316	4878	200	3447
090240 OTH BLACK TEA,OTH PARTLY F.TEA	2889014	16740943	3734738	20815228
090300 MATE		79	92	475
090411 PEPPER,NEITHER CRUSH NOR GROUND	74260	594973	147994	600986
090412 PEPPER CRUSHED OR GROUND			773	10231
090421 FRUIT OF GENUS CAPSICUM DRIED		4436		142254
090422 FRUIT OF GENUS CRUCHED/GROUND		3436	11	65363
090611 CINNAMON NOT CRUSHED OR GROUND	1418	10574	2252	16031
090619 OTHER CINNAMON	28776	209717	6029	164138
090620 CINNAMON & TREE FLOWER,CRUSHED		99		13
090710 CLOVES NEITHER CRUSHED/GROUND	31156	160762	31403	116939
090720 CLOVES CRUSHED & GROUND	2051	3186		2568
090811 NUTMEG NEITHER CRUSHED/GROUND	4353	43261	556	33111
090812 NUTMEG CRUSHED & GROUND		2074		
090821 MACE NEITHER CRUSHED/GROUND	23824	79775	2654	34789
090822 MACE CRUSHED OR GROUND				203
090831 CARDAMOMS NITHER CRUSHED/GRO	78955	344946	10545	482516
090832 CARDAMOMS CRUSHED & GROUND	789	1512	139	139
090921 SEEDS-CORIANDER NITHER CRU/GRO	189291	303823	16999	126691
090922 SEEDS-CORIANDER CRUSHED/GROUND	501	11153	4491	27266
090931 SEEDS OF CUMIN (WHITE ZEBRA)	38698	231017	7970	201219
090932 SEEDS CUMIN.CRUSH/GRO(W.ZEBRA)		24		2477
090961 CARAWAY,ANISE,FENL.,JUNI.N-CR/G	14621	39717	5923	72980
090962 CARAWAY,ANISE,FENEL.,JUNI.CR/GR			1327	2855
091011 GINGER NEITHE CRUSHED/GROUND	545881	2578467	213254	1744151
091012 GINGER. CRUSHED OR GROUND		2303		
091020 SAFFRON, (ZAFRAN)			42	42
091030 TURMERIC (CURCUMA)	1320	18031	5673	21001
091091 MIXTU OF PROD H-09.04 TO 09.10		525		1682
091099 OTHER SPICES	403	19354	92	3260
100119 DURUM WHEAT		11322538		
100199 OTHER DURUM WHEAT & MESLIN		28279		
100210 RYE SEED				18
100310 BARLEY SEED				1228
100390 OTHER BARLEY	10523	72310	230	65309
100490 OTHER OATS		9421		149447
100510 SEED, MAIZE	418271	4185299	812459	2665478
100590 OTHER MAIZE (CORN)	60	29204	2442	8259
100610 RICE IN HUSK (PADDY OR ROUGH)	623919	636033	26496	1298575
100620 HUSKED (BROWN) RICE			32	456
100630 SEMI/WHOLLY MILLED RICE/POLIS		146864	1370072	1472648
100640 BROKEN RICE				
100710 SEED GRAIN SORGHUM(JAWAR)		2198	89	89
100790 OTHER GRAIN SORGHUM(JAWAR)		1194		

Contd.

10.11 Imports by Economic Categories (Detail)

(In Thousand Rupees)

ITEMS	JAN - 2014	FROM JUL-2013	JAN - 2013	FROM JUL-2012
100810 BUCK WHEAT		103		7317
100821 MILLET (BAJRA)	3013	23792	2037	50187
100829 OTHER MILLET (BAJRA)	11160	28877	1567	21946
100830 CANARY SEED	3846	8007	1129	2086
100890 OTHER CEREALS	865	2949		3179
110100 WHEAT OR MESLIN FLOUR	8593	224132	721078	1603598
110220 MAIZE (CORN) FLOUR		26		2416
110290 OTHER CEREAL FLOUR	34	4698	163	716
110311 GROATS AND MEAL OF WHEAT		68	75794	137738
110313 GROATS&MEAL OF MAIZE (CORN)	2165	13650	2098	7308
110319 GROATS AND MEAL OF OTH CEREAL	45	45		48549
110412 ROLLED OR FLAKED, OATS.				116
110422 OTHER WORKED GRAIN OF OATS	11	12169		11618
110423 OTH WORK GRAIN OF MAIZE (CORN)			1	195
110429 OTH WORK GRAIN OF OTH CEREALS	4603	8259		3587
110510 FLOUR,MEAL&POWDER OF POTATOES	28504	211781	30427	163241
110520 FLAKE,GRANULE/PELLETS POTATOES	4194	4323		6069
110620 FLOUR,MEAL POWDER OF SAGO/ROOT	14	24	13	49
110630 FLOUR,MEAL POWDER PRD CHAPT-8	894	1085		212
110811 WHEAT, STARCH				60
121010 HOP CONES,NEITHER GROUND/POWDE				2265
121020 HOP CONES,GROUND POWDER PELLET	2490	2490		
121120 GINSENG ROOTS	434	2700		2857
121229 OTHER SEAWEDS& OTHER ALGAE		4995		274
121292 LOCUST BEANS (CAROB)				6
121299 OTHER FRUIT STONE&KERNELS/VEG		414	4700	5796
121300 CEREAL STRAW & HUSKS,IN PELLET	43276	203427	13376	60635
121410 LUCERNE (ALFALFA) MEAL&PELLETS	2326	2326		10
121490 OTH SWEDES,MANGOLDS,FODDER,HEY	104	192		74
130120 GUM ARABIC	18945	63953	2870	56674
160231 OTH PREP/PRESV MEAT OF TURKEY				186
160232 OTH PREP/PRESV MEAT OF FOWLS	28614	261235	17854	111623
160239 OTH PREP/PRESV,MEAT OTH POLTRY	11463	72160	6688	29794
160250 OTH PREP/PRES MEAT BOVIN ANIML	2574	14548	2351	17448
160290 OTH PREP MEA OFL,BLOOD ANIMAL				453
160300 EXTRACT/JUICE OF MEAT,FISH ETC				21
160411 SALMON,FISH,WHOLE/PIE NOT MICE		7		32
160413 SARDINE,ERISL/SPRAT W/P N-MINC	9	29		75
160414 TUNAS,SKIPJACK,BONITO,WHOLE/PC	17	624	151	1014
160415 MACKERAL,WHOLE/DIECE NOT MINCE				3
160416 ANCHOVIES,WHOLE/PIECE NOT MINC				4
160419 OTH FISH,WHOLE/PIECE NOT MINCE	2560	17377	2305	10238
160420 OTH FISH PREPARED PRESERVED	578	11504		7974
160432 CAVIAR SUBSTITUTES				18
160510 CRAB,PREPARED OR PRESERVED.	32	177	47	215
160551 OYSTERS PREPARED OR PRESERVED				83
160553 MUSSELS PREPARED OR PRESERVED				52807
170112 BEET SUGAR RAW NOT CONT FLAVOR		62		689
170113 GUR (JAGGERY)N-CON FLAVOUR/COL		74		31

Contd.

10.11 Imports by Economic Categories (Detail)

(In Thousand Rupees)

ITEMS	JAN - 2014	FROM JUL-2013	JAN - 2013	FROM JUL-2012
170191 O.CANE/BEET SUGAR CON.FLAV/COL	157	3655	1226	1772
170199 OTH CANE/BEET SUGAR PURE SUC	61325	372953	60252	274907
170211 LACTOSE & LACTOSE SYRUP WT 99%	140277	527651	75135	387595
170219 OTH,LACTOSE AND LACTOSE SYRUP	1874	21888	2651	3244
170220 MAPLE SUGAR AND MAPLE SYRUP		212		
170230 GLUS SYP,DRY STAT FRVCT <20%	46235	246625	18098	218006
170240 GLUCOSE/GLUCOSE SYRUP<20% FRUC		813	69	100
170250 CHEMICALLY PURE FRUCTOSE		213	102	202
170260 OTH FRUCTOS SYP,50% WT OF FRAC				448
170290 OTH SUGAR INCL INVERT SUGAR	93681	319740	31829	186799
170310 CANE MOLASSES		290		
170410 CHEWING GUM,WH/NOT SUGA COATED	2262	34726	155	40448
170490 OTH SUGAR CONFECT NOT CON COCA	56565	288704	22535	237055
180100 COCOA BEANS,WHOLE,BROKEN,ROAST		6		
180310 COCOA PASTE,NOT DEFATTED(LICOR	33934	125835	15156	71007
180400 COCOA,BUTTER,FAT AND OIL	84546	298477	28049	104893
180500 COCOA POWDER,NOT CON ADDED SUG	157098	785614	109856	500289
180610 COCOA POWDER,CON ADDED SUGAR	76	638		269
180620 OTH PREPA WIZRG,PAS,BLOCK SLAB	33514	277839	93037	340352
180631 OTH FOOD PREP COCOA BARS FILD	32872	179401	17413	110066
180632 OTH FOOD PREP COC BAR NOT FILD	1414	5284	272	754
180690 OTH,FOOD PREP CONT COCOA LIQUID	21399	110087	13474	92422
190110 FOOD PREP FOR INFANT USE	719959	3257912	437793	2432727
190120 MIXES&DOUGHS FOR PREP BAKER	5000	55238	4642	20341
190190 OTH FOOD PREP OF FLOUR,MEAL	155018	1027138	94122	781198
190211 UNCOOK PASTA,NUT STUFD CON EGG	82	551	23	316
190219 OTHER,UNCOOKED PASTA.	533	6749	434	7678
190220 STUFFED PASTA,WHETH/NOT COOKED	6	12	4	106
190230 OTHER PASTA	2781	11715	1366	6069
190240 COUSCOUS WHEITER OR NOT PREPARE	43	46		15
190300 TAPIOCA&SUBSTI PRE FRM STARCH	4524	38097	6131	27666
190410 PREP FOOD,SWLL/ROAS OF CEREALS	20546	132280	26263	139992
190420 PREP FOOD UNROAST CEREAL FLAKE	12	10688	3435	6563
190430 BULGUR WHEAT		11		3
190490 OTH PREP FOOD OBTAIN BY CEREAL	8805	81947	65	43993
190510 CRISPEREAD AND BUNS		503		4
190520 GINGER BREAD AND THE LIKE.				1
190531 SWEET BISCUITS	6644	35726	570	12584
190532 WAFFELS AND WAFERS	8022	50913	7489	68972
190540 RUSK,TOASTED BREAD & PRODUCTS	1701	38458	6313	32719
190590 OTHER BAKERY PRODUCTS	23794	118700	7795	51060
200110 CUCUMBER,GHERKINS PREP/PRESERV		1720		36
200190 OTH VEG FRUIT,NUT,PRES VIN/ACE	315	11321	119	3979
200210 TOMATOES,WHOLE/PIECE,PREP/PRSV	562	949	3	252
200290 OTH,TOMATO/PRE/PRS O/TH VINGER	51471	227065	11970	63846
200310 MUSHROOM,PREP/PRSV O/TH VINHER	4798	14803	717	8995
200390 OTH MUSHROOM&TRUFFLE PREPARED	235	2616	80	2049
200410 POTATO,PREP/PRSV,O/TH VINGERS	48135	304451	20531	118537
200490 OTH VEG MIX/VEG PREP O/TH VING	25409	109264	10387	82291
200510 HOMOGENIZED VEGETABLES		11	22	202

Contd.

10.11 Imports by Economic Categories (Detail)

(In Thousand Rupees)

ITEMS	JAN - 2014	FROM JUL-2013	JAN - 2013	FROM JUL-2012
200520 POTATO PREP O/TH VING NOT FROZ	1474	13317	470	10599
200540 PEAS PREP O/TH VINGER NOT FROZ	98	1968	749	1758
200551 BEAN SHELDED PREP O/TH VING N/FZ	185	404	128	572
200559 OTH BEAN PREP O/TH VING NOT FZ	1811	10921	1626	10638
200560 ASPARAGUS,PREP O/TH VING N-FZ	9	216	2	85
200570 OLIVES PREP O/TH VING NOT FROZ	7247	47351	8526	32331
200580 SWEET CORN,PREP/PRESV NOT FROZ	5218	19042	953	15888
200591 OTH VEGETABLES& MIXTURE OF VEG		715	8	592
200599 OTH VEGE PREPARED OR PRESERVED	1101	9934	2314	12444
200600 VEG,FRUIT,NUTS,PEEL PRE BY SUG	149	828	24	288
200710 HOMOGENEISED PREPARATIONS	40	839	5	929
200791 OTH,CITRUS FRUIT COOKED PREP		129		24
200799 OTH JAM,FRUIT,JELLY,MARMALADE	2029	36117	1919	23869
200811 GROUND NUTS,PREP/PRESERVED	365	2638	358	2959
200819 OTH NUTS/SEED INCL MIXTURES	1630	14698	121	6702
200820 PINEAPPLES,PREPARED/PRESERVED	34504	167338	22505	186009
200830 CITRUS FRUIT,PREPARE/PRESERVED	6940	34737	4392	45831
200840 PEARS,PREPARED OR PRESERVED	4480	8239	869	8350
200850 APRICOTS,PREPARED OR PRESERVED		49	12	137
200860 CHERRIES,PREPARED OR PRESERVED	27	5972	37	5589
200870 PEACHES,PREPARED OR PRESERVED	19948	89138	5388	38712
200880 STRAWBERRIES,PREPARE/PRESERVED	1441	4029		3811
200893 CRANBERRIES			7	7
200897 MIXTURES OF FRUITS,NUTS&PLANTS	33677	170636	18938	135025
200899 OTH FRUITS,NUT/EDIBLE PLANTS	2928	21332	3250	19119
200911 ORANGE JUICE,FROZEN		12288	7	7125
200912 ORANGE JUICE,NOT FROZEN				66
200919 OTHER ORANG JUICE	58748	321437	19440	128003
200921 GRAPEFRUIT JUICE,BRIX VAL=20		40		
200929 OTHER GRAPE FRUIT,JUICE		496	4	1082
200931 JUICE OF ANY SINGL CITRUS FRUIT		551		
200939 OTH JUICE OF ANY CITRUS FRUIT		5290		1029
200949 OTHER PINEAPPLE JUICE		20614	558	2454
200950 TOMATO JUICE		74	2	2
200969 OTHER GRAPE JUICE	107769	294801	19622	73783
200979 OTHER APPLE JUICE	30289	181951	30275	175496
200981 CRANBERRY JUICE		66		
200989 OTHER JUICE OF FRUIT/VEGETABLE	26360	52387	13769	111263
200990 MIXTURES OF JUICES	1297	32611	511	27608
210111 EXTRACT,ESSENCE/CONC COFFE/PRE	56750	252176	13842	50099
210112 PREP WITH A BASIS OF EXTRA/COF	1352	7819	293	3229
210120 EXTRACT,ESSENCE ETC OF TEA MATE	111	1776	1633	2376
210210 ACTIVE YEASTS	65249	257017	33370	211604
210220 INACTIVE YEASTS,OTH SINGL CELL	1049	6698	2361	10827
210230 PREPARED BAKING POWDERS		5904	5718	12024
210310 SOYA SAUCE	19818	104559	20541	63455
210320 TOMATO KETCHUP/OTH TOMATOSAUC	5782	33879	1396	18240
210330 MUSTARD FLOUR/MEAL/PREP MUSTAR	713	7007	703	3408
210390 OTH SAUCES PREP/MIX SEASONING	15613	93806	13241	72704

Contd.

10.11 Imports by Economic Categories (Detail)

(In Thousand Rupees)

ITEMS	JAN - 2014	FROM JUL-2013	JAN - 2013	FROM JUL-2012
210410 SOUPS/BROTHS & PREP THEREOF		145	13	390
210420 HOMOGENISE COMPOSITE FOOD PREP		78	13	190
210500 ICE CREAM,OTH EDIBLE ICE	3837	18119	1855	10303
210610 PROTEIN CONCENTRATE/TEXT PROTIN	992	26886	655	25654
210690 OTH FLAVOURING POWDER/CONCT	375174	2800645	247804	1731040
220110 MINERAL WATERS/AERATED WATERS	941	6811	304	5897
220190 OTH,NATURAL/ARTIFICIAL WATERS	173	1616	693	3049
220210 WATER,MINERAL/AERATED WATER	86578	233727	22630	220154
220290 OTH WATER/OTH NON ALCOLIC BEVG	6047	51951	10116	53277
220300 BEER MADE FROM MALT	4864	20967	4000	33610
220410 SPARKLING WINE	1270	11875	5880	41209
220421 OTH WINE OF FRESH GRAPES<2LT		348		587
220429 OTH WINE OF FRESH GRAPES>2LT		4776		345
220430 OTH GRAPE MUST INFERMENTATION	116	116		
220600 OTH FERMENTED BEVERAGES/MXTURE				15958
220820 SPIRIT OBT BY DISTILL GRAPEWINE	2523	7006	1810	8770
220830 WHISKIES	5410	27832	6726	42275
220840 RUM&OTH SPIRITS DISTILL SUGAR	13	226	67	695
220850 GIN AND GENEVA	360	2915	436	2468
220860 VODKA	470	2128	1639	9342
220870 LIQUEURS AND CORDIALS	525	1666	754	8385
220890 OTH SPIRIT/SPIRITIOUS BEVERAGES	1416	18413	9005	36816
220900 VINEGAR&SUBSTITUTE,ACTIC ACID	123	4277	777	3941
230110 FLOURS,MEALS,PELLETS,OF MEAT			101	271
230120 FLOURS,MEALS,PELLETS,OF FISH		8300		20
230210 BRAN SHARP & RESIDUES OF MAIZE				96
230240 BRAN SHARP RESIDUE OF OTH CERL		112		
230310 RESID.STARCH MANUF&SIM RESIDUE		97		1223
230400 OIL-CAKE/OTH S/RESID SOYABEAN	3426039	17834549	3353957	17286641
230610 OIL-CAKE/OTH RES.COITON SEED			3738	3738
230630 OIL CAKE/OTH SUNFLOWER SEEDS	24946	45636		22578
230641 OIL CAKE/OTH RESID COLZA SEEDS	164270	539477		
230649 OIL CAKE/OTH RESID RAPE SEEDS		188238	2590	482025
230650 OIL CAKE/OTH RESIDUES,COCONUT				151145
230660 OIL CAKE/OTH RESIDUE,PALM NUTS	67574	284680	8401	233235
230690 OIL CAKE/OTH SOLID RESIDUE,VEG			60	111
230910 DOG/CAT FOOD,PUPUP RETAILSAL	6532	31405	4135	24674
230990 OTH,PREP USED IN ANIMAL FOOD	354964	1872060	273570	1566697
240110 TOBACCO,NOT STEMMED/STRIPPED	1537	23611		
240210 CIGAR,CHEROOTS CONTAIN TOBACCO	3	1691	114	1022
240220 CIGARETTES CONTAINING TOBACCO	26192	207564	23184	93093
240290 CIGAR,CHEROOTS/TOBACCO SUBST	474	964	10	946
240311 WATER PIPE TOBACCO				132
240319 OTHER SMOKING TOBACCO		404	8	688
240391 HOMOGENISE/RECONSTITUTE TOBACO	3481	9406		6976
240399 OTH MANUFACTURED TOBACCO/EXTR	891	12912	1412	6192
271012 LIGHT OILS AND PREPARATIONS	17818019	133151284	15374295	93764061
271019 KEROSENE,INCL KER.TY. JET FUEL	660993	4357547	591879	6909335
293500 SULPHONAMIDES	104464	946386	80194	832352
293621 VITAMIN A ITS DERIVATIVE UNMIX	34055	137917	18011	124201

Contd.

10.11 Imports by Economic Categories (Detail)

(In Thousand Rupees)

ITEMS	JAN - 2014	FROM JUL-2013	JAN - 2013	FROM JUL-2012
293622 VITAMIN B1/ITS DERIV UNMIXED	15128	89414	7772	128922
293623 VITAMIN B2/ITS DERIV UNMIXED	25244	101762	8512	89816
293624 D-,DL-PANTOTHENIC ACID(VITB3B5	30215	120474	23286	139684
293625 VITAMIN B6/ITS DERIV UNMIXED	26079	156096	35082	169567
293626 VITAMIN B12/ITS DERIV UNMIXED	28677	184346	38077	165494
293627 VITAMIN C/ITS DERIVATIVE UNMIX	29024	182342	40526	225192
293628 VITAMIN D/ITS DERIVATIVE UNMIX	100875	336508	67355	438526
293629 OTH VITAMIN/ITS DERIV UNMIXED	103968	321055	62766	266619
293690 OTH INTER-MIXTURE PROVITAMINS	20133	108718	11522	140582
293712 INSULINE AND ITS SALTS	39351	86024	4397	63385
293719 OTHER POLYPEPTIDE HARMONES	6392	57348	3486	60217
293721 CORTISONE/HYDRO/PREDNISONE ETC	77194	277994	10146	153746
293722 HALOGENATE DERIV ADERVAL HORMN	59621	489509	63086	426443
293723 OESTROGENS AND PROGESTOGENS	62940	239410	33182	181259
293729 OTH, STEROIDAL HARMONES, DERIVAT	18149	141764	31243	146069
293750 PROSTAGLANDINS, THROMBOXANES&DR	12287	62636	11703	52407
293790 OTH HORMONES/ITS DERIVATIVES	22782	372279	46215	391878
293810 RUTOSIDE(RUTIN)/ITS DERIVATIVE		1535	3	876
293890 OTHER, GLYCOSIDES	8754	60497	6943	70130
293911 CONCENTRATES OF POPPY STRAW	527	150059	2351	94282
293919 OTH ALKALOIDS OF OPIUM/DERVATI	34920	72754	5150	41511
293920 ALKALOID CINCHONA/DRV SALT	319	1655	295	2223
293930 CAFFEINE AND ITS SALTS	31340	162605	14665	168181
293949 OTHER,EPHEDRINE AND ITS SALTS		113198		134011
293959 OTH THEOPHYLLINE/AMINOPHYLLINE	25014	130289	19475	101981
293969 OTH ALKALOID OF RYE ERGOT/SALT	622	30372	2945	105475
293991 COCAINE ECOGONINE, SALTS, ESTERS		1820	1405	1405
294000 SUGAR O/T SUCROSE/LACTOSE ETC	32720	207600	23183	248891
294110 PENICILLINE/DERV/ACID/SALT ETC	27055	140267	25262	77135
294120 STREPTOMYCIN/DERIV/SALT THROF	6841	61661	1206	48476
294130 TETRACYCLINE/DERIV/SALT THROF	40887	292618	36774	249245
294140 CHLORAMPHENICAL/DERIV/SALT	10500	64796	9717	78394
294150 ERYTHROMYCIN/DERIV/SALT THROF	163211	933337	82645	787291
294200 OTHER ORGANIC COMPOUNDS.	1828	30621	284	9827
300190 OTH GLAND ORGAN, EXTRACT, HAPRIN	149	409		2935
300210 ANTISERA/OTH BLOOD FRAC MODIFY	5306	81476	6154	37498
300220 VACCINES FOR HUMAN MEDICINE	2269614	16223738	629672	15752221
300230 VACCINE VETERINARY MEDICINE	206688	1427926	118905	1345873
300290 OTH HUMAN/ANIMAL BLOOD, THERAPC	76592	458903	52876	234860
300310 MEDICAMENT PENICILLIN DERV/ACID		8		4227
300320 MEDICAMENT OTH ANTIBIOTICS	9881	71819	15765	64239
300339 OTH, MEDICEMENT HARMONE ANTIETC	64701	167302		360972
300340 ALKALOID DERV NOT CONT HARMONE				17517
300390 OTH MEDICEMENT NES-NOT-R-SALE	53157	518655	115393	325493
300410 MEDICAMENT, PENICILLIN DERV/ACID	1022	200046	7500	141829
300420 MEDICAMENT OTH ANTIBIOTICS	254575	1610036	217094	1405958
300431 MEDICAMENT INSULIN NOT ANTIETC	154040	1035836	129623	900615
300432 MEDICIMENT ADERN CORTIC HARMONE	37231	126146	11722	179393
300439 OTH MEDICIMENHARMONE NOT ANT	87903	1100099	73476	1137464

Contd.

10.11 Imports by Economic Categories (Detail)

(In Thousand Rupees)

ITEMS	JAN - 2014	FROM JUL-2013	JAN - 2013	FROM JUL-2012
300440 MEDICAMENT ALKALOID DERV ANTI	75468	151875	13031	78340
300450 OTH MEDICAMENT VITAMIN/OTH PRO	32225	543341	75276	401306
300490 OTH MEDICAMENT THERAPEUTIC USE	1982509	14447534	1673111	11023708
300510 SURGICAL TAP IN JAMBO ROLLS	43932	186259	12998	136322
300590 OTH WADDING,GAUZE,BANDAGE ARTI	26809	206559	14491	103572
300610 STERILE SURGICAL CATGUT, ETC	38490	454777	33953	305863
300620 BLOOD-GROUPING REAGENTS		1521	202	1267
300630 OPACIFY X-RAY EXAM DIAGNOSTIC	2013	14763	991	13580
300640 DENTAL CEMENT/DENTAL FILLING	8177	63093	10413	45977
300650 FIRST AID BOXES AND KITS.	401	1349		235583
300660 CHEMICAL CONTRACEPTIVE HORMONE	172738	321078		61323
300670 GEL PREP HUMAN/VETERINARY USE	2146	5230	930	3965
300691 APPL IDENTIFIABLE, OSTOMY USE		22162	4855	24878
321519 PRINTING INK EXCL. BLACK	87525	766512	64514	581947
321590 OTH WRITING/DRAWING/OTH INK	16163	128662	24125	128905
330112 ESSENTIAL OIL OF ORANGE	16796	42710	6469	64266
330113 ESSENTIAL OIL OF LEMON	8150	20440	2709	18394
330119 OTH ESSENTIAL OIL/CITRUS FRUIT	37928	145405	53238	202060
330124 ESSENTIAL OIL OF PEPPERMINT	1913	11830	1803	16732
330125 ESSENTIAL OIL OF OTHER MINTS	2168	6020		1523
330129 OTH ESSENTIAL OIL O/T CIT FRUT	4206	63042	3584	52707
330130 RESINOIDS	185	747		232
330190 OTH,CONCENTRATE ESSENT OIL NS	11716	61796	3070	32346
330210 MIXTURE ODORIFEROUS SUBS&MDXT	228114	1266941	206188	1179658
330290 OTH,MIXTURE,ODORIFEROUS SUBST	383967	2034702	298017	1738137
330300 PERFUMES AND TOILET WATERS	84273	395569	82958	466801
330410 LIP MAKE-UP PREPARATIONS	11653	51633	3268	37397
330420 EYE MAKE-UP PREPARATIONS	11254	63573	6334	55991
330430 MANICURE/PEDICURE PREPARATIONS	5366	23518	4183	22903
330491 POWDER WHETHER/NOT COMPRESSED	27128	142678	15693	94096
330499 OTH,BEAUTY/MAKE-UP PREPARATION	104215	584180	53623	438307
330510 SHAMPOOS	324097	1542469	155022	1133324
330520 PREP PERMANENT WAVING/STRAIGHT	4967	27103	1342	16458
330530 HAIR LACQUERS	913	2891	459	2627
330590 OTH PREP USE ON HAIR	48897	329319	34709	292617
330610 DENTIFRICES	22321	107906	25794	93045
330620 YARN,CLEAN TEETH(DENTAL FLOSS)	21	444	22	82
330690 OTH,PREP ORAL/DENTAL HYGIENE	284	2543	5419	13576
330710 PRE/AFTER SHAVE PREPARATION	4945	73990	7640	34200
330720 PERSONEL DEDORANT&ANTIP RSPRNT	20190	140152	23007	126835
330730 PERFUMED BATH SALT/OTH PREP	997	4110		5508
330741 AGARBATTI/OTH ODORIFEROUS PREP	245	337		50
330749 OTH PREP PERFUMING ROOM/RELIGS	14707	71965	8649	68355
330790 OTH,DEPILATORY/PERFUM ETCPREP	4000	22097	1224	12780
340111 SOAP&ORGANIC SURFAC-ACTIV PROD	97737	549598	149505	634072
340119 OTH,SOAP ORG-SURFAC-ACTV PROD	24975	145193	11495	92623
340120 SOAP IN OTHER FORMS	62217	306861	58291	217241
340130 ORGANIC SURFACE ACTIVE PRODUCT	40317	178309	10509	87255
340211 ORGANIC SURFACE-ACTIVE AGENT	231084	1922427	204634	1330531
340212 ORGANIC SURFACE ACTIVE CATIONC	7654	232867	53794	305194

Contd.

10.11 Imports by Economic Categories (Detail)

(In Thousand Rupees)

ITEMS	JAN - 2014	FROM JUL-2013	JAN - 2013	FROM JUL-2012
340213 ORG SURFACE ACTIVE NON-IONIC	251317	1706389	241853	1347255
340219 OTH ORG SURFACE ACTIVE AGENT	23844	161521	15489	92826
340220 ORG SURF PREP PUTUP FOR R-SALE	19348	96563	24950	148782
340490 OTH, ART/PREP WAXES	119395	596129	97634	502109
340510 PO/CREAM FOR FOOTWEAR/LEATHER	7605	46979	6919	39141
340520 POL/CREAM/PREP, WOOD FURNITURE	305	12209	51	108771
340530 POL/CREAM/PREP, COACHWORK/METAL	5296	10681	26	3061
340540 SCOURING/PASTE/POWDER/OTH PREP	14	1610	43	1205
340590 OTH POL/CREAM/PREP, F-WEAR/LETH	13698	118503	11468	81325
350190 OTH CASEINATE DERIV CASEN GLUE	3550	26082	476	53072
350211 EGG ALBUMIN DRIED		13824	19	12269
360300 SAFETY FUSES DETONATING FUSES	41425	155579	6547	109939
360410 FIREWORKS				7
360490 OTHER, PYROTECHNIC ARTICLES				29
360500 MATCHES O/T PYROTECHNIC			1209	1209
360610 LIQUID/LIQUEFIE GAS FUEL	509	4278	46	2345
391740 FITTING FOR TUBE ETC OF PLASTIC	27873	179911	22434	220282
391810 FLOOR COVERING OF POLYMERS V-C	13875	103037	19589	63560
392190 OTH PLATE, SHEET ETC OF PLASTIC	125049	816829	62383	728876
392210 BATH, SHOWER WASH BASIN OF PLAS	2893	18418	4590	17605
392220 LAVATORY SEAT/COVER OF PLASTIC	522	10566	531	3415
392290 OTH FLASH/SIM SANITARY PLASTIC	3500	17800	693	10422
392310 BOXES, CASES, CRATES PLASTIC	75502	364031	27951	402465
392321 SACK&BAG OF POLYMER OF ETHYL	113721	367468	1030	33123
392329 SACKS & BAG OF OTHER PLASTICS	65499	543955	80954	410437
392330 CARBOYS, BOTTLES, FLASKS ETC	34188	213853	34248	215403
392340 SPOOLS, COPEs, BOBINS ETC PLASTIC	48579	227881	33302	167853
392350 STOPPERS, LIDS, CAPS ETC OF PLAS	69072	567454	81070	463426
392390 OTH ARTICLES FOR CONVEYANCE NS	47234	296338	23622	219809
392410 TABLEWARE KITCHENWARE OF PLAST	49501	100211	3411	34820
392490 OTH, HOUSEHOLD/TOILET ARTICLES	20453	103155	9427	78256
392510 RESERVOIRS, TANKS, VATS>300 LTRS		55858		1893
392520 DOOR, WINDOWS FRAME&H-HOLD PLAS	1925	5572	893	7988
392530 SHUTTERS, BLINDS&PARTS OF PLAST	271	4789	80	3699
392590 OTH, BUILDER-WARE OF PLASTIC, NS	41447	201486	14880	121439
392610 OFFICE/SCHOOL SUPPLY PLASTIC	7936	26895	2123	16100
392620 ARTICLE OF APPAR CLOTHING PLAS	21707	148889	12920	102928
392630 FITTING FOR FURNITUR/COACH PLA	2235	4643	874	4149
392640 ORANMENTAL ARTICLES OF PLASTIC	30986	125209	23686	120796
400942 TUBE, PIPERUB WITH OTH.MEIL.FIT	5092	49775	9486	54353
401011 CONVEYOR BELTS WITH METALS	33	10093	75	33396
401012 CONVEYOR BELTS WITH TEK-METACS	33648	271982	9623	106929
401019 OTH CONVEYON BELT OR BELTING	52857	206005	39495	191900
401031 TRANSMISSION BELTS 60-180 CM	15366	143850	10734	119378
401032 TRANSMISSION OTH BELT 60-180 CM	16585	98610	16918	135975
401033 TRANSMISSION BELT 180-240 CM	281	3683	35	7565
401034 TRANSMISSION BELT OTH 180-240CM	3231	7255	980	7470
401035 TRANSMISSION SYN.BELT 60-150CM	271	6803	907	9068
401036 TRANSMISSION SYN.BELT 150-198CM	34	5009	156	4627

Contd.

10.11 Imports by Economic Categories (Detail)

(In Thousand Rupees)

ITEMS	JAN - 2014	FROM JUL-2013	JAN - 2013	FROM JUL-2012
401390 OTHER INNER TUBES,OF RUBBER	12139	58217	11230	61339
401410 SHEATH CONTRACEPTIVES	135466	968977	169611	384529
401490 OTH HYG/PHARMACEUTICAL ARTIL	4771	10859	5408	13442
401511 GLOVES,RUBBER,SURGICAL	37304	191247	36256	197393
401519 OTHER GLOVES,RUBBER	20348	78634	14383	56133
401590 OTH ARTI APPRL/CLOTH ALL PURPS	21208	77456	8520	54376
401610 ARTICLES OF UNHARD CEL VUL RUB	18303	76241	11086	82459
401691 FLOOR COVERING & MATS, RUBBER	2838	16575	164	3735
401692 ERASERS, RUBBER	41485	224906	20895	137745
401693 GASKETS,WASHERS,SEALS,OF RUBB	144157	978380	141930	918222
401694 BOAT/DOCK FENDERS,OF RUBBERS	64670	153394	94864	188470
401695 OTH INFLATABLE ARTICLE OF RUBB	1902	10176	873	8852
401699 OTH ARTICAL UNHARD VUL RUBBER	207873	1206297	146706	961254
420100 SADDLERY&HARNESS FOR ANIMALS		186		184
420211 TRUNKS,SUITCASE,VANITY-CASES	3108	18629	877	23174
420212 TRUNK,SUITCA,SATC ETC PLAS/TEX	62237	369347	37883	279058
420219 OTH TRUNK,SUITCASE,VANITY-CASE	2169	21093	9766	35793
420221 HANDBAG,COMP/PATENT LEATHER	32143	194800	15598	98981
420222 HANDBAGS,PLASTIC/TEXT MATERIAL	16508	81503	10348	52346
420229 OTH HANDBAGS,WITHOUT HANDLES	36665	144213	23346	132721
420231 ARTI.CARRIED.IN POCKET. LEA/COM	2032	9062	265	6217
420232 ARTIC CARRIED IN POKK TAIT MATE	217	2868	618	3421
420239 OTH,ARTI CRRIED IN HAND/POCKET	3516	18980	3970	15464
420291 OTH CONTAINER O/S OF LEA/COMPS	482	9304	154	571
420292 OTH CONTAINER O/S PLAS/TEXTILE	822	7284	1985	21505
420299 OTH CASES VULCANISED FTB/PBOA	729	10446	616	20879
420310 ARTICLES OF APPAREL	4977	28542	18620	76725
420321 GLOVES,MITTENS & MITTS SPORTS	33	1060		5713
420329 OTH LEATHER GLOVES	5066	53749	1316	27133
420330 BELTS AND BANDOLIERS	28170	193987	49343	203521
420500 OTH ART LEA/COMP LEA TECHNICAL	3281	23199	3674	23441
430310 ARTI APPAR CLOTH ACCE FURSKIN	2623	3199		199
430390 OTHER, ARTICLES OF FURSKINS	105	120	6	27
430400 ARTICLE OF FUR&ARTICLE THEREOF	3000	21833	8	17393
440139 SAW DUST & WOOD WASTE & SCRAP	103	5093		4135
440210 WOOD CHARCOAL OF BAMBOO NOT AG	191	582		724
441300 DENSIFIED WOOD,BLOCK,PLATE,ETC	403	12889	8637	34951
441600 CASK,BARREL,VAT,TUB&OTH PRODC		34848		33
441890 OTH BUILDERS JOINERY/CARP WOOD	26929	126307	21261	87091
441900 TABLEWARE&KITCHENWARE OF WOOD	3134	14595	2850	15923
442010 STATUETTES/OTH ORNAMENT WOOD		1372	158	1944
442090 OTH WOOD MARQUETRY&INLAID WOOD	167	17963	16018	39510
442110 CLOTHES HANGERS OF WOOD	454	7685	51	3882
450490 OTH, ARTICLES AGLOMERATED CORK		2		387
460121 MATS,MAITTING&SCREEN OF BAMBOO	1010	5055	8	2044
460122 MATS,MAITTING&SCREEN OF RATTAN		4		
460129 OTH MATS,MAITTING&SCREN VEG MAT		154		208
460192 OTH MAITTING&SCREEN OF BAMBOO		444		
460199 OTH PLATING MATERIAL N.E.S	156	1223	9	676

Contd.

10.11 Imports by Economic Categories (Detail)

(In Thousand Rupees)

ITEMS	JAN - 2014	FROM JUL-2013	JAN - 2013	FROM JUL-2012
460211 BASKETWORK&OTH ARTICL OF BAMBO	44	1907	734	3614
460212 BASKETWORK&OTH ARTIC OF RATTAN		4		50
460219 BASKETWORK&OTH ART OF VEG MATE	52	949	173	1155
481200 FILTER BLOCK,SLAB OF PAPER&PULP	1656	2446	470	2592
481310 CIGRETTE PAPER IN BOOKLET/TUBE	307	1990		106
481490 OTHER WALLPAPER & COVERINGS.	211	1693	2783	3888
481620 SELF-COPY PAPER			434	685
481690 OTHER COYING PAPER, C/T SIZE.	1633	5364	223	8645
481710 ENVELOPES	254	6695	463	4715
481720 LETTER CARDS, PLAIN POSTCARDS	1	173	9	295
481730 BOOKS,POUCHES,PAPER STATIONERY	1115	5532	369	2924
481810 TOILET PAPER	4293	73512	3652	26686
481820 HANDKERCHIEFS, TISSUES&TOWELS	8053	41816	5394	36608
481830 TABLE CLOTHS & SERVIETTES	381	2643	119	1209
481850 ARTICLES OF APPAREL&CLOTHING	274	1126	443	7060
481890 OTH ARTI LINEN,P&P GARMET/ASSE	15390	49609	3469	17555
481910 CARTON,BOXES&CASES CORR PAPE	224415	791869	120809	553768
481920 FOLD/CARTO/BOXES&CASE, NON-CURRU	13977	116885	12092	83648
481930 SACKS&BAGS WITH BASE 40CM/MORE	144	7131	35	5414
481940 OTH SACKS&BAGS, INCLUDING CONES	6823	57355	8386	51602
481950 OTH PACKING CONTAINERS/RE-SLEE	13863	52708	14731	110333
481960 BOX FILES, LETTER TRAYS, BOX, OFF	2266	22855	5859	25178
482010 REGISTERS, LETTER PADS, DIARIES	5246	24996	3740	25837
482020 EXERCISE BOOKS	2688	15303	13630	75714
482030 BINDERS, FOLDERS&FILE COVERS	288	5527	925	6057
482040 MANIFOLD BUSINESS FORMS/CARBON	9	1151	465	5541
482050 ALBUMS FOR SAMPLES/COLLECTIONS	824	4534	129	3525
482090 OTH BOOK COVER, BLOTTING PAD, NES	1308	13177	605	13395
482110 P&P. BOARD LABELS PRINTED ALL-K	52732	313042	26261	225437
482190 OTH, P&P/BOARD LABELS NOT PRINT	132032	920931	125795	931162
482210 BOBBINS, SPOOLS, CAPS, PULP.	1708	13628	1535	12657
482290 OTHER, BOBINS, SPOOL, CAPS ETC. PA	8088	46664	5379	30845
482320 FILTER PAPER AND PAPERBOARD	9649	82726	14539	85552
482340 ROLLS, SHEETS AND DIALS, PRINTED	694	3164	161	5354
482361 TRAY, DISHES, PLATES, CUP, P&BORD		60		
482369 OTH TRAY, DISH, PLATE, CUP, P&BORD	4284	45012	5045	21768
482370 MOULDED/PRESSED ARTICL P-PULP	1746	12791	8976	14533
482390 OTH, ARTICLES OF PAPER PULP, CEL	14855	116757	21602	120900
490110 PRINTED BOOKS IN SINGLE SHEETS	1269	15639	1345	27901
490191 DICTIONARIES AND ENCYCLOPAEDIA	8620	64603	18836	91058
490199 OTHER, PRINTED BOOKS/BROCHURES	395811	1296784	262962	1085107
490210 NEWSPAPERS, JOURNAL 4-TIME/WEEK	496	508		7602
490290 OTHER NEWSPAPER, JOURNALS PERIO	6765	52521	6558	39822
490300 CHILDREN DRAWING/COLOUR BOOKS	19273	270091	68960	137227
490400 MUSIC, PRINTED IN MANUSCRIPT.				51
490510 GLOBES	40	104	89	1076
490591 OTH PRNID MATER BOOK FORM/ATLS		1		36
490599 OTH MAPS AND HYDROGRAPHIC/W-PA		956	37	16575
490600 PLANS/DRAWINGS FOR ARCHITECTS	21999	450496	8827	56032

Contd.

10.11 Imports by Economic Categories (Detail)

(In Thousand Rupees)

ITEMS	JAN - 2014	FROM JUL-2013	JAN - 2013	FROM JUL-2012
490700 BANKNOTE,CHEQUE,STAMP,BOND ETC	3190556	34358896	1971211	9735610
490810 TRANSFERS ,VITRIFIABLE.	376	4973	778	6742
490890 OTH,TRANSFERS(DECALCOMANIAS)	8445	58271	7303	57163
490900 PRINTED/ILLUSTRATED POSTCARDS	4628	32306	4912	36675
491000 CALENDAR OF ANY KIND PRINTED.	2481	18704	2610	17976
491110 TRADE ADVERTISING MATERIAL.	11793	91802	7480	72204
491191 PICTURES,DESIGNS&PHOTOGRAPHS	630	4228	9295	12025
500600 SILK YARN/ YARN SPUN WASTE NRS	1637	1879		155
500710 FAERICS OF NOIL SILK	181	1767	1768	23712
500720 OTH FAB CON>80% WT OF SILK	73098	475282	109384	468452
511111 WOVEN FAERICS CARDED WOOL,85%		44596		19340
511119 OTH WOVEN FABRICS CARDED WOOL		20927		3937
511120 OTH MIXED MAN-MADE FILAMENTS	97	199		1085
511130 OTH MIXED MAINLY/SOLELY M-MADE				1152
511190 OTH WOVEN FAB CARDED WOL/HAIR	3461	12057	1723	31173
511211 WOVEN FAB.COMBED WOOL 85%/HAIR	39	5785		3779
511219 OTH WOVEN FAB COMBED WOOL 85%>	584	6157		4533
511220 OTH WOVEN FAB.COM.WOLL MIX.MMF		4295		5271
511230 OTH WOV.FAB.COM.WOOL MIX.M/MSF		9069		16516
511290 OTH WOV.FAB.CARDE WOOL/FA-HAIR		1454	317	13918
520790 OTHER,COTTON YARN PUT UP SALE		5586	140	954
520811 WOV FAB COT WT<100G/SQM UNBLEA				2
520812 WOV FAB COT WT>100G/SQM UNBLEA		62	44	1150
520819 OTHER WOVEN COTTON FAB UN-BLH	104457	218972	35769	89342
520821 WOV FAB COT WT<100G/SQM BLEACH		4631	85	2385
520829 OTH WOVEN FAB OF COTTON BLEACH		3639		6572
520831 WOV FAB COT WT 100G/SQM DYED		14137	53661	309635
520832 WOV FAB COT WT>100G/SQM DYED				10136
520839 OTH COTON WOV FAB<2000/SQM DYE		109174	3535	19739
520841 WOV FAB COT WT 100G/SQM COLOUR	939	1942	225	4557
520842 COTON WOV FAB WT>100G/SQM COLO	11510	32595	633	1718
520849 OTH WOV FAB WT 200G/SQM	3839	10968	8588	36557
520851 COTON WOV FAB 100G/SQM PRINTED	144714	801325	150674	2220015
520852 COTON WOV FAB>100G/SQM PRINTED		2136		21951
520859 OTH COT WOV FAB 200G/SQM PRINT	4067	28024	18660	64570
520911 WOV FAB COT WT>200G/SQM UNBLAC				94
520912 COTTON WOV FAB 3-4THREAD UN-BL				1
520919 OTH COT WOV FAB>200G/SQM UNBLE		1391	6271	13468
520921 COTTON WOV FAB BLEACH>200G/SQM		8094		699
520922 COT WOV FAB 3/4THRD W>200G/SQM				232
520929 OTH COT WOV FAB BLE W>200G/SQM		1755		566
520931 COTTON WOV FAB DYED>200G/SQM	183	9196		1841
520932 COTTON WOV FAB DYED 3-4 THREAD	222	40084	11368	19681
520939 OTH COT WOV FAB DYED>200G/SQM	293	3731	764	22204
520941 COT WOV FAB>200G/SQM 85% COT				94
520942 COTTON WOV FAB DENIM>200G/SQM	2056	207747	19342	208885
520943 WOV FAB 3-4-THREAD TWILL>200G		25959		4102
520949 OTH WOV FAB CONT 85% COT/YARN	38	294	919	6151
520951 COTTON WOV FAB PRINTED>200GSQM		5		4202
520952 WOV FAB 3-4-THREAD TWILL PRINT		12547		1754

Contd.

10.11 Imports by Economic Categories (Detail)

(In Thousand Rupees)

ITEMS	JAN - 2014	FROM JUL-2013	JAN - 2013	FROM JUL-2012
520959 OTH WOV FAB PRINTED>200G/SQM	4580	35732	3337	5949
521011 COT W-FAB MIX MMF W200G/SQMUNB		14782		7258
521019 OTH W-FAB COT MIX MF200GSQM UB		1108		17905
521021 W-FAB COT MIX-MMF WT 200G/SQM		15331	5731	5731
521029 OTH W-FAB COT 85%,MMF 200G-BL	316	316	2258	83070
521031 COT WOV FAB MK-MMF200G/SQM DYE		719		1478
521032 W-FAB3/4THR MK-MMW 200G/MW DYE		10350		
521039 OTH W-FAD COTMK MF W200G/SQMDY	51737	184477	27615	173456
521041 W-FAB COT MX-MMF 200G/SQM		2467	3043	9826
521049 OTH W-FAB COT MX-MMF W200G/SQM	2035	9194		4443
521051 W-FAB COT MIX, MF W200G/SQM PRI		7564		509
521059 OTH W-FAB COT,MMF W 200G PRINT	275704	3537014	138641	661662
521111 COT W-FAB,MX MF W>200G/SQM UNB		50510	3976	7246
521112 COT FAB 3-4THREAD MIX>200G UNB				2
521119 OTH W-FABCOT, MF W>200G/SQM UNB	768692	3792573	86031	856662
521120 W-FAB COT WT<85% MIX MMF-BLEA		165	27647	79813
521131 WW-FAB COT,MMF W>200G/SQM DYED		16412		96
521132 WOV FAB 3-4THREAD MIX>200GDYED	734	14192	3988	4129
521139 OTH W-FAB COT,MMF W>200G DYED	77	1493		117
521142 W-FAB COT DENM,MX MFW>200G/SQM	13178	125658	15055	93261
521149 OTH W-FB COT CLO YRN MMF>200G		6080	1016	3374
521152 WOV FAB 3-4THRD MMF-W>200GPRNT		2179		
521159 OTH W-FAB COT, MF, W>200G/SQM PR		78665		16650
521211 OTH COT W-FAB UN-BL W 200G/SQM		4019		3823
521213 OTH COT W-FAB DYED W 200G/SQM	56	4119	9945	11917
521215 OTH W-FAB COT PRNID W 200G/SQM		1823	2160	18722
521223 OTH COT WOV FAB DYED>200G/SQM		7487		574
521224 OTH W-FAB COT COLYARN>200G/SQM				53
530911 UN-BLE/BLE FAB CON>85%WT FLX			5459	5459
530919 OTH WOV FAB OF FLAX 85%OR MORE	31885	32583	9353	10127
530921 UN-BLE/BLE FAB 85% OR > W FLX			2251	2251
530929 OTH WOV FAB OF FLAX<85% BY WT		3036	5099	5099
531090 WOV FAB OF JUITE OR OTH TEK FIB		1743		172
540600 M-MADE FILAMENT YARN RETAIL-SL				148
540710 WOV FAB HI-TENACI YRN NYLON PO	20804	158832	99886	167655
540720 WOV FAB OBTAIN FROM SIRIP, LIKE	40790	161801	11221	118011
540730 FAB PARALLEL SYNTH FILAMENT	2733	26876	1957	21587
540741 FAB 85% OR MORE NYLON FILMENT	2969	52438	1757	13312
540742 OTH FAB 85% OR MORE DYED	276858	1054923	108924	599121
540743 OTH W.FAB NYL FLAMT WT>85% DYE	11223	11313		911
540744 OTH W.FAB FILA DIF COL NYL>85%	2681	9735	8235	34967
540751 OTH W.FAB TEXTURED POLY U-BLEA	90461	432369	27105	261579
540752 OTH W.FAB TEXTUR POLY DYED 85%	598946	2183860	51225	503087
540753 OTH W.FAB DIF COL TEXTUR POLYS		898		146
540754 OTH FAB TEXT POLY FIL PRINTED	655	114642	2153	155032
540761 OTH FAB, NON-TEXT POLY FILAMENT	69368	199616	12287	213322
540769 OTH FAB POLY FIL TEXTILE MAT	14283	127741	5357	94466
540771 OTH WOV FAB SYNTH FIL BL/UN-BL		10340	27	27
540772 OTH WOV FAB SYNTH FIL DYED 85%		7627	904	6772

Contd.

10.11 Imports by Economic Categories (Detail)

(In Thousand Rupees)

ITEMS	JAN - 2014	FROM JUL-2013	JAN - 2013	FROM JUL-2012
540773 OTH W.FAB DIF COL SYN FILA PRI			788	788
540774 OTH WOV FAB SYNTH FIL PRINTED				1109
540782 OTH WOV FAB MIXED COTTON DYED		7421		6612
540783 OTH FAB SYN TEXMAT COLOR DYED		5462		
540784 OTH FAB SYN TEX SQM MATERIAK	7367	22317	26783	77660
540792 OTH WOV FAB SYN F/L NS DYED		4729		23
540793 OTH WOV FAB SYN F/L NES COLOUR		7302	17968	36660
540794 OTH WOV FAB SYN FIL NES PRINT	428	21866	109	18202
540810 W.FAB HIGH TENCITY YRN VIS,RAY		200		
540821 OTH WOV FAB ART. FIL BL/UN-BL	894	894		3925
540822 OTH WOV FAB ART. FIL DYED	177	177		9064
540823 OTH WOV FAB DIFFERENT COLOUR	1827	3380		
540824 OTH WOV FAB ART. FIL PRINTED		508	675	3528
540832 OTH WOV FAB ART. FIL YARN DYED				27871
540833 OTH WOV FAB ART.FIL YARN COLOR		656		177
551130 YARN ART STAPLE FIB FOR R/SALE		137		119
551211 WOV FAB OF SYN STAPLE FIBRE		8854		134
551219 OTH WOV FAB OF SYN STAPLE FIB	14082	65805	3285	10444
551229 O/W-FAB ACR STA FIB>85%WT ACRY	114	2181	518	3541
551299 FAB WOV SYN FIB>85%BY WT SYNTH		880	789	6695
551311 W.FAB SYN STA FIB MX COT 170G	4400	34650		24831
551312 W.FAB SYN STA FIB MX COT314THR		121		
551319 O/W-FAB SYN STA FIB MX COT170G				95
551321 W-FAB SYN STA FIB MX COT DYED		30438	3851	16447
551323 POLYS,COT,STAP FIB<170G DYED	3170	5463		11005
551329 OTH FAB SYN STAP FINRE DYED	15854	63844		2008
551331 WOV FAB SYN STAP FIB COLOUR YR		16604	3660	11817
551339 OTH WOV FAB STAP FIB<170G/SQM	1074	1258		5777
551341 WOV FAB POLY STAP FIB PRINTED		69		329
551349 O/W-FAB SYN STAP FIB MIX COTCN		2356		16524
551412 W.FAB POLY STA FIB3-4 THRD>170				1070
551421 W-F POLY STAP FIB<85% DYED		14703	1256	1471
551422 W-F POLY STAP FIB 3/4THRD DYED	17995	28819	481	12004
551423 OTH FAB POLY FIB MIX COT DYED	56	5639		2315
551429 OTH FAB<85% MIX COT SYN FIB		2029		
551430 WOV FAB SYN YARN DIFF COLO DYE		767		
551441 W-F SYN FIB<85% MIX COT PRINT		2201		770
551442 W-F POL FIB MIX COT 3-4T PRINT	135584	594214	72649	276139
551443 O/W-FAB POL FIB MIX COT PRINT		474		5122
551449 O/W-FAB SYN MIX COT>170G PRINT	268	9993		10463
551511 O/W.FAB POLYS FIB MX VISCO RAY	1541	77592	6013	59905
551512 O/W.FAB POLY FIB MIX M-MAD FIB		54		188
551513 O/W FAB POLY FIB MIX WOL/F-HAI	10282	56859	10170	15543
551519 O/W FAB POLY STAP FIB MIX O/FI	188	6737		31
551521 O/W FAB ARCYL FIB MIXED O/FIB		22617		
551522 O/W FAB ARCYL FIB MIX WOOL		941		1081
551529 O/W FAB ARCYLIC FIB MIX OT/FIB	636	56637	1483	27764
551591 O/W FAB SYN FIB M-MAN-MADE FIL				1832
551599 O/W FAB SYN MIX OTH FIBRE N.S	157	307		
540772 OTH WOV FAB SYNTH FIL DYED 85%		7627	904	6772

Contd.

10.11 Imports by Economic Categories (Detail)

(In Thousand Rupees)

ITEMS	JAN - 2014	FROM JUL-2013	JAN - 2013	FROM JUL-2012
551611 W-FAB ARTI FIB 85%>EL/UN-BLEA	240	452	50	225
551612 W-FAB ARTI >85% BY WEIGH,DEYED	2466	25553		13074
551613 W-FAB ARTI FIB>85% WT DIFF-COL				1553
551614 W-FAB ARTI FIB>85% WT PRINTED		34283		11152
551621 W-FAB ART FIB<85%WT MM.FILAM		62		
551622 W-FAB ART FIB<85% WT MM-F DYED	21	21		
551624 W-FAB ART FIB<85%WT MM-F PRINT		5936		
551632 W-FAB ART FIB<85%WT,WOL/HAI DY				45
551641 W-FAB ART FIB<85%WT COT UNBL/B		2890		
551642 W-FAB ART FIB<85%WT MX COT DYE		52		221
551692 W-FAB ART FIB<85%WT MIX O/F DY		1120		94
551693 W-FAB ART FIB<85%WT D-COL,O/FI				211
560130 TEXTILE FLOCK,DUST & MILL NEPS	1085	26924	9263	31756
560210 NEEDLELOOM FELT STICH-BOND FIB	12163	44122	8919	33444
560221 FELTS OF WOOL/HAIR,NOT COATED		346	19	3596
560229 FELTS OTH TEXT MATE, NOT COATD		120	628	848
560500 METALLISED YARN,TEXTILE YARN	133433	685049	84661	422826
560900 ARTICLES OF YARN,STRIP ROPE	663	3302	1922	5774
570110 CARPET/OTH TEX FLOR COVER KNOTD	29233	115854	31272	114620
570190 CARPETS,KNOT OF OTH TEX MATERL	24	462		827
570210 KECEM,SCHUMACKS,KARAMAE.ETC.	757	4506	688	4991
570220 FLOOR COVERING COCONUT FIBRES				168
570231 CARPETS F/COV.PILE CONS,M/MADE		2252		
570232 CARPET F/COV.P/LONS NOT TEXMAT		682		230
570239 CARPETS ECT.AOT.MADE O/TEX MAT	1261	1269		136
570241 CARPET ETC.P/CONS.WOOL WOV.M/M	3546	3737	209	550
570242 CARPETS OTH.P/CONS.M/M/TEXT.	39122	92346	20436	161487
570249 CARPETS ETC.MADE OTH.TEX MATEL			147	147
570299 OTH CARPETS ETC.MADE O/TEX/MAT		93		346
570310 CARPET ETC WOOL/FINE ANIM HAIR		29		12
570320 CARPETS/TUFTED OF NYLON/POLYA	13594	115708	25881	148960
570330 CARPETS ETC.TUFT MAN/M TEX MAT	42282	202514	21158	280457
570390 CARPET/TUFT CARS/VEH O-TEX MAT	172	3136	1147	2229
570410 TILES, < 0.3 SQM AREA.		4818	1408	2877
570490 OTH CARPETS ETC.FELT N/TUFTED	35944	322447	55933	222539
570500 OTH CARPETS&OTH FLOOR COVERING		4972	260	41037
580110 WOV.PILE FAB.CHENILLE FAB.WOOL		65		111
580122 CUT CORDUROY, OF COTTON	944	27615	782	26529
580123 OTH WEFT PILE FAB.OF COTTON.		137	60	133
580126 CHENILLE FABRICS, OF COTTON	59	14086	804	44990
580127 WARP PILE FABRICS OF COTTON		1994	3456	3456
580131 UNCUT WEFT PILE FAB.M-MADE FIB				768
580133 OTH WEFT PILE FAB.M/MADE FIERE			763	1382
580136 CHENILLE FAB. MAN-MADE FIBRES.	173	37515	14883	52301
580137 WARP PILE FABRICS OF COTTON	99	7096		2597
580190 OTH PILE&CHENILLE FAB.TEX.MAT	13767	61471	9714	42707
580211 TERRY TOWEL&S/WOVEN TEFAB.UEL		27		
580219 OTH TERRY TOWEL/FABRICS,OF COT	36	504	166	1063
580220 TERRY TOWEL/FABRICS, TEX.MAT	7641	9276	3758	36590
580230 OTH TUFTED TEXTILE FABRIC	64	170		
540772 OTH WOV FAB SYNTH FIL DYED 85%		7627	904	6772

Contd.

10.11 Imports by Economic Categories (Detail)

(In Thousand Rupees)

ITEMS	JAN - 2014	FROM JUL-2013	JAN - 2013	FROM JUL-2012
580410 TULLES AND OTHER NET FABRICS	273	3687	1435	4634
580421 LACE MACHINE MADE,M-MADE FIERE		5528	10654	20487
580429 OTH,LACE MACHINE MADE,OTH MAT.	3641	41445	12174	118607
580430 LACE HAND MADE	3829	8076	250	4831
580500 H/ WOVEN,ND/WORK TAPSTRIES.				266
580610 WOV.PILE FAB.& CHENILLE FABRIC	2688	5313	66	823
580620 OTH WOV. FAB. ELASTOMERIC YARN	35619	249806	59993	248962
580631 OTH NARROW WOV FAB, OF COTTON.		3859	2326	6910
580632 OTH NARROW WOV FAB,M/MADE FTB.	33706	244135	21662	134065
580639 OTH,NARROW WOV.FAB,TEX.MAT	26239	167952	24219	61162
580640 OTH FABRICS,WARP W/OUT WEFTASM		18555		
580710 LABEL,BADGES ETC.TEXIMAT,N/EMB	112395	662839	81859	611272
580790 OTH,LABELS,BADGES&ART.TEX/MAT	149523	972409	121814	873228
580810 BRAIDS IN THE PIECE		2054	1755	9772
580890 OTH,ORNAMENTAL TRIM,TASSEL ETC	5431	32784	6503	42137
580900 WOV FAB.OF METAL TAREAD/YARN.	31	31		1477
581010 EBEROIDERY W/OUT VISIBLE GROND		68		453
581091 OTHER EBEROIDERY,OF COTTON	52	2136		71
581092 OTH EBEROIDERY,M-MADE FIERES	161	161	418	418
590190 OTH TRACING CLOTH,BUCKRAM ETC.	26762	147049	33271	158916
590210 TYRE CORD FAB HIT.YARN NYLPLMD	143709	863670	91816	569492
590220 TYRE CORD FAB H/T YARN POLYSTIR	22831	161338	14983	83751
590390 OTH,TEX FAB IMP,LAM, PLASTIC.	59321	338850	173397	521656
590410 LINOLEUM				594
590800 TEX WICKS,WOVEN,LAMP,LIGHTIERS	107	2665	521	5305
590900 TEX HOUSE PIPING/TEX TUBING.	3579	31125	765	42822
591190 OTH, TEX PRODUCTS/ ARTICLES,	6889	146138	17966	132683
600110 LONG PILE, FABRICS	816	34209	983	8971
600121 LOOPED PILE FABRICS,COTTON	189	858	11777	19558
600122 LOOPED PILE FAB,MAN-MADE FIERE	1736	12185	5268	40146
600129 LOOPED PILE FAB,OTH TEX MAT.	20014	138649	7799	260751
600191 OTH PILE FAB,KNIT/CROCH,OF COT		506		2550
600192 OTH PILE FAB,KNIT/CROCH,M-MADE	375495	1736364	181089	826722
600199 OTH PILE FAB,KNIT/CROCH,O/TKIM	100	17021	2894	111981
600240 KNIT CROCH FAB<30CM,ELASTOME5%	1480	5908		431
600290 OTH,KNIT/CROC FAB<30CM,ELAST5%	1562	6291	57	3796
600310 KNIT/CRO FAB WOL/HAIR WD!>30CM		117		720
600330 KNIT/CRO SYN-FIERE WD !>30CM				14439
600340 KNIT/CRO ART-FIERE WD !>30CM		86		223
600390 OTH KNIT/CRO FAB WD !>30CM		595		14220
600410 KNIT/CRO FAB WD>30CM ELASTYR5%	21190	66881	10375	51323
600490 OTH KNIT/CRO FAB WD>30CM ELAST	444	12047	2721	17892
600522 WRAP KNIT FAB OF COTTON DYED		5853		1612
600523 WRAP KNIT FAB OF DIFFCLUR YRN		731		
600531 WRAP KNIT FAB SYN.FIB UNBL/BLE	48683	62887	37165	72165
600532 WRAP KNIT FAB SYN.FIERE DYED	60945	178025	21509	120662
600533 WRAP KNIT FAB SYN.FIB DIF COLO	652	7719	3562	12873
600542 WRAP KNIT FAB ART FIB DYED	6590	6590		664
600590 WRAP KNIT FAB O/TH H-6001-6004	1847	9175	108	3978
600610 OTH KNIT/CRO FAB OF WOOL/HAIR				1850
540772 OTH WOV FAB SYNTH FIL DYED 85%		7627	904	6772

Contd.

10.11 Imports by Economic Categories (Detail)

(In Thousand Rupees)

ITEMS	JAN - 2014	FROM JUL-2013	JAN - 2013	FROM JUL-2012
600621 OTH KNIT/CRO FAB COT UNBLE/BLE		1138		
600622 OTH KNIT/CRO FAB COTTON DYED		85	4507	13605
600624 OTH KNIT/CRO FAB COTTON PRINTED	17	17		
600632 OTH KNIT/CRO FAB SYN.FIB DYED	234151	582816	10335	82731
600633 OTH KNIT/CRO FAB SYN.FIB COLOR		5034		1996
600634 OTH KNIT/CRO FAB SYN.FIB PRINT	2517	49801		11812
600642 OTH KNIT/CRO FAB ART FIB DYED		5356		2039
600644 OTH KNIT/CRO FAB ART FIB PRINT		2792	57	64
600690 OTH KNITTED CROACHED FABRICS	81484	121275	115295	247685
610120 MEN/BOYS OVERCOAT/SIM ARTICLE	195	255		901
610130 MEN/BOYS WIND JACKET/SIM ART.	19	1279		178
610190 OVERCOAT ETC.MEN OTH TEX KNIT.	1124	16606	843	11516
610210 APPAREL/CLOTH/ACCESSORIES,WOOL		44	16	671
610220 APPAREL/CLOTH ACCES,OF COTTON,		130		
610230 APPAREL/CLOTH ACCES,M-MADE FIB				1369
610290 APPAREL/CLOTH OF TEX MATEL,	418	2983	117	2648
610310 SUITS MEN'S/ BOYS KNITTED/CROC	1644	16965	353	8534
610322 MEN/BOYS,ENSEMBLE,COTTON,KN/CR		1265	6	308
610329 MEN/BOYS,ENSEMBLE OTH TEX MAT,		576	136	1751
610332 JACKET/BLAZER MEN/BOY COT/KNIT	9	577		40
610333 JACKET/BLAZER MEN/BOYS SYN FIB	29	4232		41
610339 JACKET/BLAZER MEN/BOYS OTH TEX	74	8090	982	6018
610342 TROUSERS,ETC.MEN/BOYS COT/KNIT	36	1867	1031	4558
610343 TROUSERS, ETC.MEN/BOYS SYN FIB		4		
610349 TROUSERS,ETC.MEN/BOYS TEX MAT	297	3142	4068	5844
610419 WOMEN/GIRLS,SUITS OTH TEX MAT	548	4224		729
610422 WOMEN/GIRLS,ENSEMBLE,COTT/KNIT		180	3	13
610423 ENSEMBLES W/GIRL SYN KNIT/CROC		259		452
610429 WOMEN/GIRLS ENSEMBLE,TEX MAT		46	15	615
610432 JACKET/BLAZER W/GIRL COT KN/CR	489	1419		
610433 JACKE/BLAZER W/GIRL SYN KN/CR	12	41		116
610439 JACKE/BLAZ W/GIRL OTH TEX K/CR	15	1833	241	1273
610442 DRESSES W/GIRL COTTON KNIT/CRO		2719	1172	5392
610443 DRESSES W/GIRL SYN FIB KNIT/CR			427	4044
610444 DRESSES W/GIRL ARTIFIB KNIT/CR		143		133
610449 DRES W/GIRL OTH TEX MAT KNT/CR	143	742		1044
610451 SKIRTS/D-S W/GIRL WOOL/HAIR KN		38		
610452 SKIRTS/D-S W/GIRL COT KNIT/CRO		124	36	232
610453 SKIRTS/D-S W/GIRL SYN KNIT/CRO	16	120		39
610459 SKIRTS/D-S W/GIRL OTH TEX K/CR	21	113		12
610462 TROUSERS ETC OF COTTON KNI/CRO		2436	392	5534
610463 TROUSES ETC OF SYN FIB KNITTED		175		
610469 TROUSERS ETC OF OTH TEX MAT KN	752	3097	290	2674
610510 MEN/BOYS SHIRTS COTTON KNI/CRO	3032	30518	7672	19276
610520 MEN/BOYS SHIRTS M-MAD FIB K/CR	491	4933	2188	5947
610590 MEN/BOYS SHIRTS O/TEXTILE K/CR	12097	82825	4893	37909
610610 W/GIRL SHIR/BLOUSES COT KN/CRO	1387	17315	1861	10998
610620 W/GIRL SHIR/BLO M/MADE FIB K/C	185	7920		1065
610690 W/GIRL SHIR/BLOU OTH TEXMAIK/C	1147	9565	672	2093
610711 UNDERPANTS ETC M/BOY COT KN/CR	2950	7866	717	4733
540772 OTH WOJ FAB SYNTH FIL DYED 85%		7627	904	6772

Contd.

10.11 Imports by Economic Categories (Detail)

(In Thousand Rupees)

ITEMS	JAN - 2014	FROM JUL-2013	JAN - 2013	FROM JUL-2012
610712 UNDERPANT ETC M/BOYS M/MAD FIB		24	10	419
610719 UNDERPANT ETC M/BOYS OTH T/MAT	292	2468	292	5414
610721 NIGHTSHIRTS&PYJAMAS OF COTTON	323	6850	76	1111
610722 NIGHTSHIRTS&PYJAMAS M/MADE FIB		697	5	5
610729 NIGHTSHIRT/PYJAMAS OTH TEX MAT		801		370
610791 BATHROBES ETC OF COTTON M/BOYS		158	4	4
610799 BATHROBE ETC OF OTH TEX KN/CRO	46	356	111	2287
610811 WO/GIRL SLIP, PETTICOAT KNIT/CR	305	313		
610819 SLIP PETTICOAT OTH TEX MATERIA		1546	167	167
610821 W/GIRL BRIEF/PANTIES COT KN/CR	445	1794	220	2879
610822 W/GIRL BRIEF/PANTIES M/MAD FIB	39	1328	81	1489
610829 W/GIRL BRIEF/PANTIES OTH T/MAT	122	280	27	30
610831 W/GIRL N-DRESS/PAJAMA COT KN/CR	651	786		1104
610832 W/GIRL N-DRESS/PAYJAMS M/M FIB	43	43	151	582
610839 W/GIRL N-DRESS/PAJAMAS TEX MAT	88	1149		113
610891 BATHROBE W/GRL COTTON KNIT/CRO		195	10	10
610892 BATHROBE W/GRL MAN-MADE KN/CRO		2	45	2413
610899 BATHROBE W/GRL OTH TEX KNI/CRO	38	87	47	89
610910 T-SHIRT, SINGLETS, VEST COT K/CR	12838	107085	14401	145109
610990 T/SHIRT, OTH TEXT KN/CR	19784	163825	19984	308143
611011 JERSEY, PULOVER, CARDIGAN, WOLLEN	215	10779		1603
611019 OTH JERSEY PULOVER ETC. WOOLEN		6163	10	9073
611020 JERSEY, PULOVER ETC. OF COT K/C	574	35884	878	8548
611030 JERSEY, PULOVER M/MADE FIB K/C	4850	187657	2089	80101
611090 JERSEY, ETC. OTH TEXT. MATERIAL	13061	187611	14885	128485
611120 BABY GARMENT OF COTTON KNIT/CR	5606	39394	8328	35205
611130 BABY GARMENT OF SYN FIB KNI/CR	2567	32214	3980	13851
611190 BABY GARMENT OF OTH TEX KNI/CR	44233	288904	29224	186001
611211 TRACK SUITS COTTON KNIT/CROCH		18		
611212 TRACK SUITS SYB FIB KNIT/CROCH	303	381	84	84
611219 TRACK SUITS OTH TEX MAT KNI/CR		1338	406	1523
611231 MEN/BOYS SWIMWEAR SYN FIB K/CR	338	338		
611239 MEN/BOYS SWIMWEAR OTH TEX K/CR				2672
611241 WOM/GIRL SWIMWEAR SYN FIB K/CR		69	677	892
611249 WOM/GIRL SWIMWEAR OTH TEX K/CR		51	124	156
611300 GARMENT MADE UP KNIT/CROCH FAB	43	944	42	1259
611420 OTH GARMENT COTTON KNIT/CROCH	300	3003	12	2781
611430 OTH GARMENT MAN-MADE FIB KN/CR		709	30	447
611490 OTH GARMENT, OTH TEX MAT KN/CRO	5227	28768	2464	21861
611510 GRADUATE COMPRESS HOSIERY	4014	67162	984	77922
611521 OTHER PANTY HOSE AND TIGHTS	99	1115	8	255
611522 O-PANTY HOSE&TIGHTS S-FIB>67DX		24	21	30
611529 O-PANTY HOSE OTH-TEXTILE MATE	1646	13447	258	849
611530 OTH-W-MEN FULL/KNEE LENG HOSIE	1217	21214	933	94927
611594 OTH HOSIERY WOOL/FINE ANI HAIR		1875	2	2
611595 OTH HOSIERY OF COTTON	1117	23596	595	5681
611596 OTH HOSIERY OF SYNTHETIC FIBRE	183	347		400
611599 OTH HOSIERY OF OTH TEX MATERIL		6586	935	7718
611610 GLOV, MITTEN, ETC PCAS/RUBER K/C	9489	42371	5646	32433
611691 GLOVE, MITTIN, MIT KN/CR WOL/HAIR		98	22	302
540772 OTH WOJ FAB SYNTH FIL DYED 85%		7627	904	6772

Contd.

10.11 Imports by Economic Categories (Detail)

(In Thousand Rupees)

ITEMS	JAN - 2014	FROM JUL-2013	JAN - 2013	FROM JUL-2012
611692 GLOVE,MITTENS ETC KN/CROC COTT		511		1996
611693 GLOVE,MITTENS ETC KNIT SYN FIB	26484	213972	16840	163479
611699 GLOVE,MITTENS ETC KNIT TEK MAT	6152	30558	4803	21339
611710 SHAWL,SCARVE,MUFFLER,VEILS ETC	4682	35821	3452	40479
611780 OTH MADE UP CLOTHING ACCESSRIES	3649	4200	1254	5826
611790 PARTS OF GARMENT OR CLOTH ACSS	2888	10102	3333	26757
620111 MEN/BOYS OVERCOAT WOOL NOTKNIT		559	30	3413
620112 MEN/BOYS OVERCOAT COT NOT KN/C		597	1496	10441
620113 OVERCOAT MAN-MADE FIB NOT KNIT		552		95
620119 OVERCOAT SIM ART OTH TEX MATER	1016	9158	2	8722
620191 OTH OUTER GARMENT WOOL MEN/BOY				1806
620192 OTH OUTER GARMENT COT MEN/BOYS	1351	4803		170
620193 OTH OUTER GAR M/MADE FIB M/BOY	1171	31816	88	4228
620199 OTH OUTER GAR OTH TEX MAT M/BY	1014	5973	2277	5944
620211 OVERCOAT ETC W/GRL WOOL N/KNIT			15	164
620212 OVERCOAT ETC W/GRL COT N/KNIT		539	40	548
620213 OVERCOAT ETC W/GRL M/MAD N/KNT	550	1191		320
620219 OVERCOAT ETC W/GRL O/TEK N/KNIT		2589	214	5068
620291 SKI/JACKET W/GRL WOOL NOT KNIT			13	164
620292 SKI/JACKET W/GRL COT NOT KNIT		556		1396
620293 SKI/JACKET W/GRL M/MADE N/KNIT	17	796	35	2259
620299 SKI/JACKET W/GRL TEK MAT N/KNIT	603	3439	56	883
620311 SUIT MEN/BOYS OF WOOD NOT KNIT		2213		661
620312 SUIT MEN/BOYS SYN FIB NOT KNIT		26	187	217
620319 SUIT MEN/BOYS TEK MAT NOT KNIT	995	88583	48412	234451
620322 ENSEMBLE MEN/BOY COT NOT KNIT	499	8187	344	1235
620323 ENSEMBLE MEN/BOY SYN FIB N/KNIT		424		23
620329 ENSEMBLE MEN/BOY OTH TEX N/KNIT	697	13404	11	25951
620331 JACKET ETC MEN/BOY WOOL N/KNIT			3	2668
620332 JACKET ETC MEN/BOY COT N/KNIT		3541	643	12666
620333 JACKET ETC MEN/BOY SYN FIB N/K	371	7321	759	6160
620339 JACKET ETC MEN/BOY OTH TEX N/K	792	132214	3451	141774
620341 TROUSER,BIB,BRES ETC WOL M/BOY	4352	17813	545	12818
620342 OTH TROU BIB M/BOY COTT N/KNIT	6577	76999	9413	61497
620343 OTH TROU BIB M/BOY SYN N/KNIT	554	5674	31	1066
620349 OTH TROU BIB M/BOY TEXT N/KNIT	32493	229983	37933	199048
620411 SUIT WOMEN/GRL OF WOOL N/KNIT		4		89
620412 SUIT WOMEN/GRL OF COT N/KNIT		540		3206
620413 SUIT WOMEN/GRL OF SYN N/K				390
620419 SUIT WOMEN/GRL OF TEK MAT N/K	1110	1209	618	10874
620422 ENSEMBLE WOMEN OF COT N/KNIT				208
620429 ENSEMBLE WOMEN OF TEK FIB N/K		124		1600
620431 JACKET W/GRL OF WOOL NOT/KNIT		13		
620432 JACKET W/GRL OF COT N/KNIT	39	562		578
620433 JACKET W/GRL OF SYN FIB N/KNIT	121	33712	1250	3811
620439 JACKET W/GRL OF TEK MAT N/KNIT	60	9651	506	2141
620441 DRESSES W/GRL WOOL NOT KNITTED				888
620442 DRESSES W/GRL COTTON NOT KNIT	1173	6973	18	5986
620443 DRESSES W/GRL SYN FIB NOT KNIT	2341	5238	623	2832
620444 DRESSES W/GRL ART FIB NOT KNIT		633		890
540772 OTH WOV FAB SYNTH FIL DYED 85%		7627	904	6772

Contd.

10.11 Imports by Economic Categories (Detail)

(In Thousand Rupees)

ITEMS	JAN - 2014	FROM JUL-2013	JAN - 2013	FROM JUL-2012
620449 DRESSES W/GRL TEX FIB NOT KNIT	126	2902	85	1135
620452 SKIRTS W/GRL COTTON NOT KNIT	146	1635	4	253
620453 SKIRTS W/GRL SYN FIB NOT KNIT		131	15	62
620459 SKIRTS W/GRL TEX FIB NOT/KN/CR		400	17	99
620461 TROUSER W/GRL WOOL NOT KNIT/CR		604		
620462 TROUSER W/GRL COTTON NOT KNIT	1350	16500	2757	19178
620463 TROUSER W/GRL SYN FIB NOT KNIT		128	9	315
620469 TROUSER W/GRL TEX MAT NOT KNIT	1461	15138	1794	15726
620520 SHIRTS MEN/BOYS OF COT N/KNIT	4673	30690	2760	24989
620530 SHIRTS MEN/BOYS OF M/MAD N/KNT	217	5047	181	4251
620590 SHIRTS MEN/BOYS OF TEX MAT N/K	627	20400	1925	6604
620610 BLOUSES W/GRL SILK NOT KNITTED		56		128
620620 BLOUSES W/GRL WOOL NOT KNITTED		68		
620630 BLOUSES W/GRL COT NOT KNITTED	1235	7865	166	3544
620640 BLOUSES W/GRL M/MADE NOT KNIT	119	1841	110	6341
620690 BLOUSES W/GRL TEX MAT NOT KNIT	1241	5138	815	4530
620711 UNEDERPANT ETC MEN/BOY COTTON	73	4782	19	436
620719 UNDERPANTS ETC MEN TEX MAT NK	451	3516		1040
620721 NIGHTSHIRT/PYJAMA MEN COT N/K		50		
620722 NIGHTSHIRT/PYJAMA MEN M/MAD NK				65
620729 NIGHTSHIRT/PYJAMA MEN T/MAT NK	1180	13553	90	887
620791 BATHROB ETC MEN COTTON N/KNIT			31	31
620799 BATHROB ETC MEN TEX MAT N/KNIT	816	1649	1445	6222
620811 SLIPS/PETTICOAT W/GRL COT N/NK		19		
620819 SLIPS/PETTICOAT W/GRL T/MAT NK		697	25	551
620821 NIGHTDRESS/PYJAMA WOMEN COT NK				344
620822 NIGHTDRESS/PYJAMA WOMEN M/M NK	405	625		158
620829 NIGHTDRESS/PYJAMA WOMEN T/M NK	746	6737	1687	6530
620891 BATHROB ETC W/GRL COTTON N/NK	239	517		23
620892 BATHROB ETC W/GRL M/MAD FIB NK		78	132	247
620899 BATHROB ETC W/GRL TEX MAT N/NK	566	2380	402	2965
620920 BABIES GARMENT ETC COT N/KNIT	1581	4722	743	1429
620930 BABIE GAR&CLOTH SYN FIB N/KNIT		634	85	544
620990 BABIE GAR&CLOTH TEX MAT N/KNIT	67984	241057	50388	218722
621010 GAR MADE UP FAB H-56.02/56.03	630	3657	460	2072
621020 OTH GAR MEN/BOY H-6201-11,19	539	2495		204
621030 OTH GAR WOM/GRL 6202.11 TO 19				1062
621040 OTH MEN/BOYS MADE UP FAB		1510	156	6018
621050 OTH MEN WOMEN/GIRL FAB N/KNIT	46	2601		460
621111 SWIMWEAR MEN/BOYS NOT KNITTED	97	635	13	348
621112 SWIMWEAR WOM/GIRL NOT KNITTED		496		
621120 SKI SUITS NOT KNIT/CROCHEIED		47		
621132 OTH GAR MEN/BOYS OF COTTON		151	1300	1899
621133 OTH GAR MEN/BOYS OF M/MADE FIB	1555	2007	399	7686
621139 OTH GAR MEN/BOYS OF TEX MATERI	408	7282	107	3008
621142 OTH GAR WOM/GIRL OF COTTON		168	8	60
621143 OTH GAR WOM/GIRL OF M/MADE FIB	710	2155	16	16
621149 OTH GAR WOM/GIRL OF TEX MATERI	203	827	511	1189
621210 BRASSIERES	25309	117262	17564	137825
621220 GIRDLES AND PANTY-GIRDLES	770	5970		1392
540772 OTH WOJ FAB SYNTH FIL DYED 85%		7627	904	6772

Contd.

10.11 Imports by Economic Categories (Detail)

(In Thousand Rupees)

ITEMS	JAN - 2014	FROM JUL-2013	JAN - 2013	FROM JUL-2012
621290 BRACES, SUSPENDERS, CARTER&PARTS	556	18582	875	21463
621320 HANDKERCHIEFS OF COTTON	1291	4918	596	23112
621390 HANDKERCHIEFS OF OTH TEX MAT	1581	10361	2204	17901
621410 SHAWLS, SCARVES ETC & LIKE SILK	42	42		13
621420 SHAWLS, SCARVES ETC & LIKE WOOL	398	1642	11	9134
621430 SHAWL, SCARVE ETC&LIKE SYN FIB	105	5275	40	253
621440 SHAWL, SCARVE ETC&LIKE ART MAT	3	8960		1150
621490 SHAWLS OF OTH TEX MATERIALS	6262	33432	7303	49431
621510 TIES, BOW TIES&CRAVATS OF SILK	960	5064	164	3810
621520 TIES, BOW TIES&CRAVATS M/M FIB	291	2104	140	2338
621590 TIES, BOW TIES&CRAVATS TEX MAT	958	6222	2672	8426
621600 GLOVES, MITTENS AND MITTS.	3851	28217	6042	65351
621710 MADE UP CLOTHING ACCESSORIES	24375	84754	9945	75036
630110 ELECTRIC BLANKETS	226	2616		46
630120 BLANKET/TRAVEL RUGS OF WOOL/H	276	2549		101
630130 BLANKET/TRAVEL RUGS OF COTTON		1227	244	1303
630140 BLANKET/TRAVEL RUGS OF SYN FIB	320469	1736173	262359	1421028
630190 BLANKET/TRAVEL RUGS OF TEX MAT	13772	81042	1041	32044
630210 BED LINEN, KNITTED/CROCHETED	13024	56137	4276	36360
630221 OTH BED LINEN, PRINTED, N/KNIT	324	5267		4
630222 OTH BED LINEN, PRINTED M/MADE	136	432	24	271
630229 OTH BED LINEN, PRINTED MILL-MADE	77	167		1330
630231 OTH BED LINEN COTTON N/KNIT/CR		3129	236	3099
630232 OTH BED LINEN OF MAN-MADE FIB	67	122	57	790
630239 BED LINEN OTH TEX MAT NOT KNIT	27911	56021	2443	69200
630240 TABLE LINEN KNITTED/CROCHETED		240		10
630251 TABLE LINEN OF COTTON KNITTED	649	1608		72
630259 TABLE LINEN OF OTH TEX MATERIA		116	62	97
630260 TOILET & KITCHEN LINEN COTTON	1095	4469	719	11910
630291 OTH TOILET/KITCHEN LINEN COTIN	47	100	8	25
630293 TOILET/KITCHEN LINEN M/MADE FIB	29	320	13	34
630299 TOILET/KITCHEN LINEN TEX MAT	333	807	102	343
630312 CURTAINS/BLINDS/VALANCE SYN FIB	70	7668		1306
630319 CURTAINS/BLINDS/VALANCE TEXMAT	528	1324	2901	7955
630391 OTH CURTAN, BLIND, VALANC OF COT		170		561
630392 OTH CURTAINS/VALANCE OF SYN FIB	4042	21441	22	10721
630399 OTH CURTAINS/VALANCE OF TEXMAT	2115	3260	327	5870
630411 BED-SPREADS KNITTED/CROCHETED	1304	1629	900	1704
630419 BED-SPREADS, OTHERS	170	3220		344
630491 OTH FURNISHING ARTICLES KNITTED	1133	1814		3700
630492 OTH FURNISHING ARTICLE COT KNT		23		203
630493 OTH FURNISHING ARTICLE SYN FIB		1514		846
630499 OTH FURNISHING ARTICLES TEXMAT		12753		925
630510 SACK/BAGS OF JUTE OTH TEX FIB	868	2978	525	3343
630520 SACKS AND BAGS OF COTTON			19	207
630532 SACK/BAGS MAN-MADE TEX MATERIL	42700	242728	13516	108448
630533 SACK/BAGS OF POLYETHYLENE/PROP	6727	97946	25465	141836
630539 OTH SACK/BAGS MAN-MADE TEX MAT	18135	122666	28313	87569
630590 SACKS/BAGS OTH TEX MATERIAL	2373	17647	350	42040
630612 TARPULINS, AWNINGS ETC SYN FIB	10339	121217	21815	185120
540772 OTH WOJ FAB SYNTH FIL DYED 85%		7627	904	6772

Contd.

10.11 Imports by Economic Categories (Detail)

(In Thousand Rupees)

ITEMS	JAN - 2014	FROM JUL-2013	JAN - 2013	FROM JUL-2012
630619 TARPAULINS,AWNINGS OF TEX MAT	1349	3399	16616	29186
630622 TENTS OF SYNTHETIC FIBRES	5007	26972	4527	26996
630629 TENTS OF OTH TEX MATERIAL	817	29714	200	13188
630630 SAILS OF OTH TEXTILE MATERIAL		56		
630690 OTH CAMPING GOODS OTH TEX MAT		832	210	396
630710 FLOOR/DISH/CLEANING CLOTH ETC	3171	12042	2279	13371
630720 LIFE-JACKETS AND LIFE-BELTS	1872	6686	465	14680
630790 OTH MADE UP ARTICLE DRESS PIN	19216	135195	25484	143063
631090 USED&NEW RAGS,SCRAP ETC TEXMAT	6599	19864	10578	80382
640110 FOOTWEAR INCORPORATEPROTE M-TOE	108	2589	204	2313
640192 OTH FOOTWEAR COVERING ANKLE				125
640199 OTH FOOTWEAR NES UPPER NOT FXD	4	2008	2555	5172
640212 SPORTS FOOTWEAR,SKI-BOOT ETC		144		23
640219 OTH SPORTS F-WEAR SOLES RUB/PL	7368	14358	1514	26076
640220 F-WEAR WITH UPPER STRAP ASSEMB	2051	2067	7686	23349
640299 OTH F/WEAR SOLE/UPPER RUB/PLAS	18622	115360	82084	1062141
640319 OTHER; SPORTS FOOTWEAR	47842	451587	37651	491711
640320 FOOTWEAR OUTER SOLE OF LEATHER	4249	72890	10220	151751
640340 OTH FOOTWEAR WITH METLTOE CAP	2242	16542	2681	26499
640351 OTH FOOTWEAR SOLE COV ANKLE		493		131
640359 OTH FOOTWEAR OUTERSOLE LEATHE	2316	3663	82	4810
640391 OTH F-WEAR OUTERSOLE COMP LEA	3844	7699		5743
640399 OTH F-WEAR O/S RUB, PLAS, LEA	74258	762409	48556	703815
640411 SPORTS FOOTWAR SHOES RUB/PLAS	24617	309668	21587	451046
640419 OTH FOOTWEAR OUTER SOLE RUB/PL	119497	1025297	76143	1090891
640420 FOOTWEAR OUTERSOLE COMP LEATHR	136	17241	3976	23520
640510 FOOTWEAR UPPER/COMP LEATHER	308514	1471470	58165	765997
640520 FOOTWEARS UPPER TEX MATERIAL	9691	42100	5555	64825
650200 HAT-SHAPE,PLATTE LINED N/TRIM	111	111		
650400 HATS&OTH HEADGEAR PLATED	32	4329	251	941
650500 OTH HATS AND HEADGEAR KNITTED	287	5523	279	3157
650610 SAFETY HEADGEAR	27569	164861	26792	112489
650691 OTH HEADGEAR RUBBER/PLASTICS	21	630	21	1154
650699 OTH HEADGEAR OF OTH MATIRIALS	108	8565	391	2787
650700 HEADBAND LINING COVERHAT FOUN	550	4451	931	3537
660110 GARDEN OR SIMILAR UMERELLAS	5750	19164	878	3570
660191 OTH UMB WITH TELESCOPIC SHAFT	2	52	121	342
660199 OTH UMERELA/SUN UMERELLAS	6748	35452	9173	23528
660200 WALKING STICKS SEAT STICKS	59	851	117	527
660320 UMERELLA FRAMES INCL F/MOUNTED	1239	1239		26
660390 OTH PATS/FITTING UMERELLAS	38	185		
670100 SKINS AND OTH PARTS OF BIRDS				54
670210 ARTICLE MADE ARTIFICIAL FLOWER	1922	9272	924	16462
670290 ARTIFICIAL FLOWER,FOLIAG O/MAT	10671	56892	12917	54766
670300 HUMAN HAIR DRESSED THINNED BLE		149		
670411 COMPLETE WIG OF SYN.TEXT MAT.	25	94	60	171
670419 OTH BEARD, EYE BROW SYN.TEX MA	273	679		680
670420 WIGS,BEARDS OF HUMAN HAIR		19		132
691090 OTH CERAMIC SINKS WASHEASIN PE	1106	2997		5073
691110 TABLEWARE & KITCHENWARE	128516	659339	81734	560074
540772 OTH WOJ FAB SYNTH FIL DYED 85%		7627	904	6772

Contd.

10.11 Imports by Economic Categories (Detail)

(In Thousand Rupees)

ITEMS	JAN - 2014	FROM JUL-2013	JAN - 2013	FROM JUL-2012
691190 OTH HOUSEHOLD ARTICLES OF PORN	22828	108724	12488	92545
691200 CERAMIC TABLEWEAR KITCHENWEAR	8400	13783	615	9008
691310 STATUT ORNAMENT PORCELAIN CHI		236	300	1242
700992 FRAMED GLASS MIRRORS	7175	45774	2583	41016
701010 AMPOULES	41890	159825	19486	129698
701020 STOPPERS,LIDS AND OTH CLOSURES	2594	16388		2336
701190 OTHER, GLASS ENVELOPES	128	877	31	644
701310 INDOOR D'COR OF GLASS CERAMICS	6918	33569	11013	45879
701322 STEMWARE DRIN GLA LEAD CRYSTAL		4		58
701328 OTH STEMWARE DRINKING GLASS	1823	3854	122	3468
701333 O-DRINKING GLASS LEAD CRYSTAL				2026
701337 OTH DRINKING GLASS O/T GL-CRMI	3173	13567		5369
701342 G-WARE LINEAR C-EXPENSIION-5x10	90	90		1776
701349 O-GL-WARE L-C-EX-5x10 T,0-300C	56922	207401	34968	282559
701391 OTH GLASS-WARE OF LEAD CRYSTAL		666	21	791
701590 OTH CLOCK/WATCH/NON-CORREITVE	133	913	200	1231
701690 OTH PAVING BLOCKS/SLABS/BRICKS	4480	6822	695	5881
701710 LAB HYG/PHAR GL-WARE W/N GRADU	3887	27420	4652	29972
701720 LAB HYG/PHAR GLASSWARE L/C=10K	140	2232	102	3396
701790 OTH LAB GLASSWARE ETC N.S.	4829	50934	4319	36754
701810 GLASS BEADS, S/PERAL/PRE-STON	42141	190342	23850	184999
701820 GLASS MICROSPHERRES=1MM DIA	2308	45670	1860	22266
701939 OTH WEBS,MATTRESSES,BOARD ETC	51106	352429	57908	291764
701940 WOVEN FAERICS OF ROVINGS	614	15162	25	12579
701951 OTH WOVEN FAERICS WIDTH=30 CM	470	6883	283	2844
701952 OTH WOV FAB WID<30CM WT<250G/M		146		
701990 OTH ARTICLES OF GLASS FIBRES.	21846	122528	14882	112133
711299 OTH WASTE/SCRAP PRECIOUS METAL				39
711311 ARTICLE OF JEWELLERY OF SILVER		104		15
711319 ART OF JEWEL OF OTH PRE METAL	77	60572	168978	329346
711320 ART(JEWELRY)BASE MIL-CLD P-MIL	14	421		114
711411 ART OF SILVER WARES W/N PLATED		166654		731
711419 ART OF PRE METALS W/N PLAT		92		97
711420 OTH WARES/PARTS OF BASE METALS	56	56		107
711510 CATALYST INFORM WIRE/GRIL PLAT		62671		66830
711590 OTH ART PREMET/MET CLAD P/MIL	122	5425	4654	53300
711610 ART NATURAL/CULTURED PEARLS		24		
711620 ART PRECIOUS/SEMI-PRE STONES	311	337	17	17
711711 CUFF-LINKS/STUDS-BASE METAL	415	4711	107	2924
711719 OTH IMITATION JEWELLERY B/METL	17376	70763	5016	45242
711790 OTH IMITATION JEWEL B/METL,N.S	45732	312344	31765	135032
731829 OTH COACH SCREW,BOLTS,NUT I/S	19718	134590	19622	107494
731940 SAFETY PINS & OTHER PINS	926	8451	1233	15204
732090 OTHER,SPRING OF IRON AND STEEL	19810	164659	21169	171871
732111 COOKING APPLI&PLATE WARMER GAS	20775	74049	10183	67699
732112 COOK APPLI/PLAT WARMER LIQ FUL		119		
732119 O-COKING APPLI INCL SOLID FUEL	1702	11823	526	2993
732181 OTH APPLI FOR GAS & OTH FUELS	510	7475	148	15136
732182 OTH APPLI FOR LIQUID FUEL	1136	3497		1071
732189 OTH APPL INCL APPLI SOLID FUEL		913	79	475
540772 OTH WOV FAB SYNTH FIL DYED 85%		7627	904	6772

Contd.

10.11 Imports by Economic Categories (Detail)

(In Thousand Rupees)

ITEMS	JAN - 2014	FROM JUL-2013	JAN - 2013	FROM JUL-2012
732290 OTH AIR HEATER&HOT AIR DUSTREU	43	290002	1418	128790
732310 IRON/STEEL WOOL,POT SCROEL ETC	18166	94494	12958	89616
732391 OTH BUCKETS OF CAST IRON ENAMA	114	190	36	214
732392 OTH H-HOLD ART CAST\IRON ENAMA	879	1212	191	2460
732393 OTH DOMESTIC UTENSILS STA-STEL	1033	8278	481	7012
732394 OTH DOMESTIC UTENSIL IRON/STEL	12165	67336	10486	65076
732399 OTH H-HOLD ARTICL, PART THEREOF	56328	230436	31047	204513
732410 SINK&WASH BASIN STAINLESS STEL	2085	13737	1259	11191
732421 BATH TUBS CAST\IRON W/N ENAMEL	15	361		3077
732429 OTH BATH,SINK,W-BASIN ENA IRON	5370	28818	1535	20127
741539 OTH THREAD ARTICLES OF COPPER	5092	39469	2376	39759
741810 TABLE,KITCH/OTH HOUSEHOLD ARTI		46		24
741820 OTH SANITARY WARE,PARTS COPPER		459		107
741910 CHAIN,PARTS THEREOF OF COPPER		897		917
741991 CAST,MOULDED,STAM,FORGED,COPPE		1310		189
750720 TUBE OR PIPE FITTING NICKEL	17	11614		9308
761490 OTH STRAN WIR,ROP,CABL,PL ALUM	201279	210265	10681	396955
761510 TABLE,KITCH,POT POLISHPAD ALUM	2819	36326	3535	34708
761520 SANITARY WARE&PARTS OFALUMINIUM		388		5401
761610 NAILS,BOLT,NUT,SCREW ETC ALUMI	205	4219	535	4997
761691 CLOTH,GRIL,FENCING OF ALUM WIR	367	1030	59	5743
780420 LEAD, POWDERS AND FLAKES	274	274	25	25
800300 TIN BAR, ROD, PROFILE AND WIRE		182		2257
810194 OTH UN-WROUGHT TUNGSTEN,BAR RD		226	112	252
810295 OTH MOLYBEDNUM BAR,ROD,SINTER		1224		
820900 PLATE STICK,TIPS TOOL CERMET	5305	44656	7934	51962
821000 HAND-OPERATE MECHANICAL APPL	969	8825	315	7477
821110 SETS OF ASSORTED ARTICLES	461	866		71
821191 TABLE KNIVES HAVING FIX BLADE.	1778	6830	728	4014
821192 OTH KNIVES HAVE FIXED BLADES.	2470	12695	1210	8627
821193 KNIVE OTH THAN FIXE BLADES.	245	903	423	1409
821194 BLADES	351	5393	1791	16029
821195 HANDLES OF BASE METAL		81		308
821210 RAZORS	157090	683125	37600	476471
821220 SAFETY RAZOR BLADES,	113	4140	1344	29895
821290 OTHER PARTS	644	7226	326	2024
821300 SCISSORS,TAILORS,SHEARS BLADE	2180	9528	1638	9139
821410 PAPER KNIVES,LETTER OPENER,ETC	18962	62273	6775	65565
821420 MANICURE OR PEDICURE SETS.	2669	18007	865	14586
821490 OTH ARTICLES OF CUTLERY .	674	7057	2426	10953
821510 SET OF ASORTED ARTICLE-PRECMIL	74	271	78	239
821520 OTH SETS OF ASSORTED ARTICLE.	4188	12653	1594	5589
821599 OTHER ARTICLES	2670	19926	2782	17113
830110 PADLOCKS	28155	231585	45992	314622
830120 LOCKS FOR MOTOR VEHICLES.	2738	20891	2169	20851
830130 LOCKS FOR FURNITURE	41825	212654	33413	155823
830140 OTHER LOCKS	41857	154059	19385	170348
830150 CLASPS AND FRAMES WITH CLASPS.		204	1681	2920
830160 PARTS OF LOCKS	1250	10894	1655	20237
830170 KEYS PRESENTED SEPARATELY	2417	14020	3551	15529
540772 OTH WOJ FAB SYNTH FIL DYED 85%		7627	904	6772

Contd.

10.11 Imports by Economic Categories (Detail)

(In Thousand Rupees)

ITEMS	JAN - 2014	FROM JUL-2013	JAN - 2013	FROM JUL-2012
830210 HINGES	19029	104065	8618	86174
830220 CASTORS	8469	30858	2129	405414
830230 OTH MOUNTING,FITTING MOT-VEHICL	156	839		1984
830241 OTH MOUNTING,FITTING BUILDING	908	6097	226	5596
830242 OTH MOUNTING,FITTING FURNITURES	35561	190690	20085	162687
830249 OTH FITTINGS OF BASE METAL N.S.	10718	71147	6193	61432
830250 HAT-RACKS,HAT-PEGS,BRACKET&FIX	351	9141	786	5466
830300 ARMoured/REINFORCED SAF B-MTL.	217	15290	3778	12282
830400 FILING CARD-INDEX CABINET/TRAY	201	3154	101	2190
830510 FITTING FOR LOOSE-LEAF BINDERS	466	8409	648	7666
830520 STAPLES IN STRIPS	12025	48545	3781	43832
830590 OTH, INCLUDING PARTS	3636	19442	1580	13789
830610 BELLS,GONGS ETC.ELECTRIC METAL	125	1491	9	4000
830629 OTH STATUETT OTH ORNAMENT	972	5020	2391	10340
830630 PHOTOGRAPH,PICTURE FRAME MIRROR	269	1839	259	393
830710 FLEXIBLE TUBING OF IRON/STEEL	9859	131406	8827	57752
830790 FLEXIBLE TUBING OF BASE METAL	9564	124210	24655	67942
830810 HOOKS, EYES AND EYELETS	38459	178757	12616	86029
830820 TUBULAR OR BIFURCATED RIVET	89645	486421	42626	385334
830890 OTH ARTICLES B/METAL INC/PARTS	39663	185882	17902	168267
830910 CROWN CORKS OF BASE METAL		53		134
830990 OTH;SCREW CAPS POURING STOPERS	54217	313776	43225	272312
831000 SIGN-NAME PLATE,ETC.BASE METAL	16781	31627	5653	15422
831110 COATED ELECTRODE OF BASE METAL	105245	509434	57153	372122
831120 CORED WIRE OF BASE METAL,	1705	38541	5889	28626
831130 COATED RODS&CORED WIRE,B/METAL	2613	20774	7016	47677
851290 PARTS OF THE HEADING NO.85.12	919	7531	572	10541
852290 OTH T/COM EQ/AC HD 85.19-85.21	6379	62537	9682	70067
852321 CARDS INCORPORATING MAG STRIPE	4573	45784	6650	43195
852329 MAGNETIC DISCS	2201	28924	5944	35978
852341 OTHER OPTICAL MEDIA UNRECORDED	5001	52165	14751	61948
852349 OTHER OPTICAL MEDIA	300917	387921	357577	1081306
852351 SOLID STATE NON-VOLATILE STORA	7260	72790	10259	251150
852352 SMART CARDS SEMICONDC MEDIA	54888	1388156	22346	1197948
852359 PROXIMITY CARDS AND TAGS	33632	232089	22677	311332
870990 PARTS,H-NO.87.09 OF WORK TRUCK		7827	260	8394
871499 OTHER,PARTS AND ACCESSORIES	31250	186204	5027	64269
880390 OTH PARTS OF H-88.01 OR 88.02	908976	2670792	213180	3183474
902000 OTH BREATHING APP & GAS MASK,	25172	214915	6861	47722
902110 ORTHOPAEDIC/FRACTURE APPLIANCE	10005	183692	10852	60264
902121 ARTIFICIAL TEETH		16	235	521
902129 OTHER; DENTAL FITTINGS	835	7302	1341	8321
902131 ARTIFICIAL JOINTS	23416	124251	10899	55882
902139 OTH ARTIFICIAL PARTS OF BODY	166317	962146	154316	811044
902140 HEARING AIDS,EXCL PART/ACCESSO	1202	18271	3017	17451
902150 PACEMAKER STIMULAT HEART MUSCL	26711	92114	11645	117915
903300 PARTS& ACCE OF HEARING AIDS	31585	174173	28359	201778
910111 WRIST WATCH,ELE OPE,MECH DISPL				512
910119 O-W-WATCH ELECTRICALLY OPERATED	3946	14579	1267	18553
910129 O-W-WATCH,W/N INCO.STOP WATCH		64		2210
540772 OTH WOJ FAB SYNTH FIL DYED 85%		7627	904	6772

Contd.

10.11 Imports by Economic Categories (Detail)

(In Thousand Rupees)

ITEMS	JAN - 2014	FROM JUL-2013	JAN - 2013	FROM JUL-2012
910191 OTH. POCKET-WATCH ELE OPERATED		12		
910199 O-WATCHES INCL STOP WATCHES		2716	643	4310
910211 W-WATCH,MACH DISPL O/TH H-9101	7737	9203	361	1805
910212 W-WATCH,OPTO ELECTRONIC DISPLY	16	78		34
910219 O-W-WATCH W/N INCOR STOP WATCH		47338	8809	55827
910229 O-W-WATCH O/THAN H-9101	134217	1062172	88184	468975
910299 O-POCKET/STOP WATCH O/T H-9101		9	5783	55584
910310 CLOCK WATCH MOVE ELECT OPERATD		142		160
910390 OTH,CLOCKS WATCH MOV EX.91.04			140	390
910400 INS PANEL CLOCK-AIR&SPACECRAFT		80		167
910511 ALARAM CLOCK,ELECTRICALLY OPE.	221	4350	1624	6533
910519 OTHER, ALARAM CLOCK	9889	18992	854	10653
910521 WALL CLOCK,ELECTRICALLY OPERAT	847	4956	2212	5059
910529 OTHER WALL CLOCKS	1624	11189	1442	7344
910591 OTH,CLOCK ELECTRICALLY OPERATD	672	1754		531
910599 OTHER CLOCKS	2273	10416	94	6826
910610 TIME-REGISTER,TIME RECORDERS	368	6684	47	1672
910690 OTH,TIME OR DAY RECORDING APPA	13884	29117		13081
910700 TIME SWITCHES WITH CLOCK/WATCH	20397	78276	2370	47296
910811 WATCH MOVE ELEC.OPE MACH DISPL		98		79
910819 OTH,WATCH MOVE ELECT.OPERATED		509	29	1139
910890 OTH,WATCH MOVE COMPLETE ASSEMB	492	2436		152
910910 ELE OPER.CLOCK MOVE COMP/ASSEM				259
910990 OTH CLOCK MOVEMENT COMP&ASSEMB	987	2128	166	1991
911011 COMP MOVE,UNASSEMBLED WATCH	307	3411	1193	2235
911012 INCOM MOVE,ASSEMBLED OF WATCH	107	496		62
911019 ROUGH MOVEMENTS,OF WATCHES		87		
911090 OTH,COMP MOVE WATCH/CLOCK UN-A	242	4391	469	3153
911120 WATCH CASES BASE METAL,W/N G/S		21		
911180 OTHER,WATCH CASES	475	661		358
911190 PARTS OF WATCH CASES	2363	13243	2335	10064
911220 CLOCK CASE&CASE OF SIMILR GOODS	517	4392	337	2826
911290 PART OF CLOCK CASE/SIMILR CASE	33	1277	25	355
911310 WATCH STRAPS,BAND PRECI METAL.	3194	3223		102
911320 WATCH STRAPS,BAND OF BASE METL		206		
911390 OTH,WATCH STRAPS,BANDS PART	1506	7703	350	6454
911430 DIALS	17	198		
911490 OTH;CLOCKS OR WATCH PARTS,N.S.	808	5457	767	5143
920190 OTH,HARPSICHORD KEYBOARD STRIN		313		12
920210 OTH STRING PLAYED WITH A BOW			52	94
920290 OTH,STRING MUSICAL INSTRUMENTS	292	2974	652	3541
920510 BRASS-WIND INSTRUMENTS		67		44
920590 OTH,WIND MISICAL INSTRUMENTS,NS		20	491	681
920600 PERCUSSION MUSICAL INSTRUMENTS	32	159	265	906
920710 KEYBOARD INS,O/THN ACCORDIONS				222
920790 OTH,MUSICAL INSTRUMENTS	1112	3325	1711	3820
920810 MUSICAL BOXES	93	516	211	1746
920890 OTH;MECHANICAL STRET ORGAN,INS	3230	11263		7478
920930 MUSICAL INSTRUMENT STRINGS		25		484
920991 OTH PARTS & ACCE FOR PIANOS.				34
540772 OTH WOJ FAB SYNTH FIL DYED 85%		7627	904	6772

Contd.

10.11 Imports by Economic Categories (Detail)

(In Thousand Rupees)

ITEMS	JAN - 2014	FROM JUL-2013	JAN - 2013	FROM JUL-2012
920992 PARTS&ACCE MUSICAL INS H-92.02		221		133
920999 OTH;PARTS&ACCE(CARDS,DISCS)		63	69	256
930110 ARTILLERY WEAPONS(GUNS/MORTAR)				1112
930120 GRENADE/ROCKET LAUNCHERS				126
930190 OTHER MILITARY WAPONS		299	54496	56041
930200 REVOLVERS PISTOLS,O/TH93.3.04	45094	213072	80585	385643
930320 OTH,SPORTING,HUNTING SHOTGUNS	9023	66260		91007
930330 OTH,SPORT,HUNTING,SHOOTING RIFL				1559
930390 OTH;FIREARMS,DEVIC OPE FIR EXP				2594
930400 OTH,ARMS OF HEADING NO.93.07	90	3000	16618	29454
930510 PARTS ACCE OF REVOLVERS,PISTOL	2300	2479		124
930520 PARTS&ACC.SHOTGUNS/RIFL..H-9303				219
930591 OTH PART MILITARY WEAPON H93.01		1551		
930599 OTH PART&ACCE.ARTILLERY H93.01				156
930621 SHORTGUN CARTRIDGES	1817	50549	1129	56683
930629 OTH,PARTS OF SHORTGUNS CARTRIG				2714
930630 OTH,CARTRIDG & PARTS THEREOF.		15253	356608	385215
930690 OTH;AMMUNITION OF WAR & PARTS.				498
940110 SEATS OF A KIND USED,AIRCRAFT.		19		
940120 SEATS FOR MOTOR VEHICLES.	2496	7789	605	3063
940130 SWIVEL SEATS VARIABLE HEIGHT.	13818	39544	9533	53206
940140 SEATS O/THN GARDEN SEATS,CAMP	20	21215	82	934
940151 SEATS OF CANE,OSIER,BAMBOO.		178	80	1369
940159 OTH SEATS AND PARTS THEREOF		1050		662
940161 OT,SEATS UPHOLSTERED WOOD FRAM		7776	403	3621
940169 OTHER SEATS,WITH WOODEN FRAMES	48	17784	593	6990
940171 OT-SEATS UPHOLSTERED METALFRAM		23362	2661	13851
940179 OTHER SEATS;WITH METAL FRAMES	12214	51466	11614	45710
940180 OTHER SEATS WITH METSL FRAMES	7220	29023	3055	24473
940190 PART OF THE SEATS OF H-94.01.	88618	421700	44184	351944
940310 METAL FURNITURE USED IN OFFICE	8209	19208		45799
940320 OTH,METAL FURNITURE O/THN OFFI	10054	52353	10348	69430
940330 WOODEN FURNITURE-OFFICE USE	7465	43778	7068	68164
940340 WOODEN FURNITURE-KITCHEN UES	8047	33930	2664	18619
940350 WOODEN FURNITURE FOR BEDROOMS	49998	126624	30834	177405
940360 OTHER WOODEN FURNITURE	10950	163363	3066	45180
940370 FURNITURE OF PLASTICS	10064	29905	1858	16187
940381 FURNITURE OF OTHER MATERIAL		190		74
940389 OTHER FURNITURE OF CANE, OSIER	3335	13408	18062	36425
940390 PARTS FURNITURE H -NO.94.03.	6255	35172	4529	15606
940410 MATTRESS SUPPORTS		574		1035
940421 MATTRESS CELLU RUBBER/PLSTIC		2648	48	367
940429 MATTRESS OF OTHER MATERIALS	430	1091	118	1991
940430 SLEEPING BAGS		244		292
940490 OTH,ARTI BEDDING&SIMI FURNISH.	3171	22641	425	23792
940510 CHANDELIERS & OTH ELE CEILING.	66036	481012	38391	358982
940520 ELECTRIC TABLES,DESK,BEDSIDE	6764	21185	1999	20954
940530 LIGHTING SETS CHRISTMASTREES	3291	28323	15418	35415
940540 OTH ELE LAMPS,LIGHTING FITTING	64096	431972	80359	377921
940550 NON-ELE LAMPS LIHTING FITTING.	408	1614	2394	78069
540772 OTH WOV FAB SYNTH FIL DYED 85%		7627	904	6772

Contd.

10.11 Imports by Economic Categories (Detail)

(In Thousand Rupees)

ITEMS	JAN - 2014	FROM JUL-2013	JAN - 2013	FROM JUL-2012
940592 PARTS OF PLASTIC H-94.05,N.E.S	1441	1858	811	1103
940600 PREFABRICATED BUILDINGS.	380162	1827619	149881	1172446
950300 TRICYCLES,SCOOTERS,PADAL CARS	259331	1627739	130622	1406426
950420 ARTI&ACCE, BILLIARDS ALL KIND	3293	13690	1397	8069
950430 OTH GAMES OPERATED BY COIN		25004	1961	16809
950440 PLAYING CARDS	6155	26531	1791	29067
950450 VIDEO GAMES CONSOLES&MACHINES		2966	102	2075
950490 OTH;ARTICLES FOR FUNFAIR,TABLE	6972	20685	950	26554
950510 ARTI FOR CHRISTMAS FESTIVITES.	1458	4465	1201	5308
950590 OTHER ENTERTAINMENT ARTICLES	20676	91970	13910	66882
950611 SNOW SKIS			24	48
950619 OTH;SNOW SKI EQUIPMENT.			217	1769
950629 OTH;WATER SKI,SURF BOARD W-SPO		1463	232	575
950631 GOLF CLUBS COMPLE/OTH GOLF EQU		229		8881
950632 GOLF BALLS	880	1427	56	1219
950639 OTHER;GOLF EQUIPMENTS	74	2546	323	11292
950640 ARTI,EQUIP FOR TABLE-TENNIS.	147	2276	839	4949
950651 LAWN-TENNIS RACKETS,W/N STRUNG	706	1451	159	2021
950659 OTH; BADMINION,SIMILAR RACKET	9011	39430	11670	42020
950661 LAWN TENNIS BALLS	14582	75023	6014	55072
950662 INFLATABLE BALLS	3888	21327	446	4661
950669 OTH BALL O/THN GOLF,T-TEN BALL	2437	17927	3262	25461
950670 ICE SKATES,ROLLER INCL SKABOOT	454	1465	951	2064
950691 EQUIP. FOR OTHER PHY EXERCISE	44672	336396	59801	340862
950699 OTHER;SPORTS GOODS N.E.S.	85791	478375	58132	317148
950710 FISHING RODS	66	94	25	128
950720 FISH -HOOKS,W/N SNEILLED	207	780		187
950730 FISHING REELS	112	145		56
950790 OTH LINE FISHING TACKLE NETS	122	1497	57	984
950810 TRAVELLING CIRCUSES/MENAGERIES				1
950890 SWINGS,SHOOTING GALLERIES ETC.	7650	52639	1374	25647
960110 WORKED IVORY,ARTICLES OF IVORY		165		312
960190 OTH,ANIMAL CARVING MATERIL,ART	62	1412	115	1560
960200 WORKED VEGE,MINERAL MATERIAL	46660	467374	107428	814334
960310 BROOM,BRUSHE,CONS TWIN,VEG-MAT	2017	13121	1271	14665
960321 TOOTH BRUSHE,INCL DENT-PLA BRU	45036	274963	20018	150513
960329 OTH;SHAVING,HAIR,NAIL BRUSHES.	12894	73497	7294	31827
960330 ARTST,WRITING,SIMILAR BRUSHES	1586	5392	483	3901
960340 PAINT,DISSTEPER,VARNISH BRUSHES	2345	13483	116	4088
960350 OTH BRUSHES CONSTI PART MACHIN	2715	20856	4827	34330
960390 OTH;HAND OPE MECHANICAL F-SWEPR	17193	58745	11794	51390
960400 HAND SIEVES AND HAND RIDDLES.		19		594
960500 TRAVEL SETS FOR PERSONALTOILE.		14499		5751
960610 PRESS-FASTENERS,SNAP-FASTENER.	37687	182795	34262	191306
960621 BUTION OF PLASTICS,NOT COVERED	52284	225857	20602	134787
960622 BUTION OF BASE METAL,COVER TXT	49692	312453	31031	233941
960629 OTHER BUTTONS	215375	1172250	143413	1061155
960630 BUTTON MOULD,PART,BUTTON BLANK	307	5691	771	10453
960711 SLIDE FASTENER FIT CHAIN SCOP.	32020	246660	33430	258508
960719 OTHER;SLIDE FASTENERS	174447	1334818	117342	1075351
540772 OTH WOJ FAB SYNTH FIL DYED 85%		7627	904	6772

Contd.

10.11 Imports by Economic Categories (Detail)

(In Thousand Rupees)

ITEMS	JAN - 2014	FROM JUL-2013	JAN - 2013	FROM JUL-2012
960720 PARTS; SLIDE FASTENERS	148004	874681	106222	751609
960810 BALL POINT PENS	12740	58912	15496	106250
960820 FELT TIPPED,PORUS TIPPED PEN	54725	135283	26671	132263
960830 FOUNTAIN PEN,STYLOGRAPH PEN	5745	42497	1833	15560
960840 PROPELLING OR SLIDING PENCILS	13	124	211	1032
960850 SETS OF ARTICLES FROM TWO FOR-H	1110	5055		799
960860 REFILLS FOR BALL POINT PEN.	7768	77138	16290	76153
960891 PEN NIBS AND NIB POINTS	17182	163050	28302	198670
960899 OTH;PEN,PENCIL, SIMILAR HOLDER	13483	108526	13623	120025
960910 PENCILS&CRAYON W-LEADS ENCASD.	84353	364910	46044	292953
960920 PENCIL LEADS,BLACK OR COLOURED	26782	189997	33752	159056
960990 OTH;PENCIL,DRAWING CHARCOALS.	9711	49524	12654	38816
961000 SLATES&BOARDS,WRITING/DRAWIN	887	3588	771	7392
961100 DATE,SEALING OR NUMBERING STAM	65	2067	641	3944
961210 TYPEWRITER OR SIMILAR RIBBONS	9693	62143	7919	87088
961220 INK-PADS	48	494		427
961310 POCKET LIGHTERS,GAS FUELLED	38221	93498	4920	17971
961320 POCKET LIGH,GAS FUELL,REFILLAB	1178	27524	248	6779
961380 OTHER LIGHTERS	1741	14501	519	14875
961390 PARTS OF CIGARETTE LIGHTERS	30	2093		447
961400 SMOKING PIPE&CIGAR OR CIG.HOLD	565	3138	376	1590
961511 COMBS,HAIR-SLIDES,OF HARD RBER	530	9073	395	4644
961519 OTH;HAIRPINS,CURLING PINS,LIKE	6415	30606	2323	25066
961590 OTH;COMES HAIR-SLIDES,LIKE,PAR	34887	221759	24228	195404
961610 SCENT SPRAY SIMI TOILET SPRAY	9482	42977	4089	54079
961620 POWDER-PUFFS&PADS FOR APPLICA	820	2478	557	2957
961700 VACCUM FLASKS&OTH VACUM VESS	86770	325257	35696	223950
961800 TAILORS,DUMMERS&OTH LAY FING.	248	16495	1543	17392
970110 PAINTING,DRAWING,PASTELS.	1511	1794	127	1395
970190 OTH COLLAGES&SIMI DECORATIVE	441	3716	697	3227
970200 ORIGINAL ENGRAVINGS,PRINTS.		85		41
970300 ORIGINAL SCULPTURES&STATUARY		6303		550
970400 POSTAGE&REVENUE STAMPS,ST-POS				10
970500 COLLECTIONS&COLLECTORS, PIECS.		1308		1437
990900 TRANSACTIONS LESS THAN RS.1000	14748	71245	2239	13306
991000 SAMPLES HAVING NO-COMMER VALUE	27063	167125	32344	264963
2. RAW MATERIAL TOTAL (A + B)	254378935	1645526593	230723591*	1550959675
A. CONSUMER GOODS TOTAL	228951893	1477456272	206825364*	1376896019
050400 GUTS,BLADERS,STOMACH OF ANIMAL	531	5434	1714	15664
050590 OTH SKINS AND PARTS OF BIRDS	8436	67281	8098	27005
050610 OSSEIN,BONES TREATED WITH ACID	8608	56147	17050	58559
050690 OTH POWDER & WASTE OF BONES	8967	12161	835	6519
050790 OTH TORTOISE-SHELL WHALEBONE		9250		8388
050800 CORAL&SIMILAR MATERIAL/POWDER	2566	13588	25	1479
051000 AMBERGRIS,CASTOREUM CIVET,MUSK	80	430	208	678
051110 BOVINE SEMEN	13430	95143	2159	52972
051191 PRODUCTS OF FISH, CRUSTACEANS		1583		1000
540772 OTH WOJ FAB SYNTH FIL DYED 85%		7627	904	6772

Contd.

10.11 Imports by Economic Categories (Detail)

ITEMS	(In Thousand Rupees)			
	JAN - 2014	FROM JUL-2013	JAN - 2013	FROM JUL-2012
051199 OTH ANIMAL PRODUCTS NOT ELSWHE		13	93	1775
060110 BULBS TUBERS ,TUBEROU,ROOT,ETC		36349	678	31503
060120 BULB TUBERS,ROOTS,CHICORY PLAN		5497		5299
060210 UN-ROOTED CUTTING AND SLIPS	407	1360	178	920
060220 TREES,SHRUBS,BUSHES,GRAFTED		858	102	819
060240 ROSES,GRAFTED OR NOT		271		
060290 OTHER LIVE PLANTS	2219	20231	2823	26547
060311 ROSES FRESH	354	1380	158	1713
060313 ORCHIDS FRESH		268		
060314 CHRYSANTHEMUMS FRESH	4289	15388	2444	12399
060315 LILIES FRESH	62	358		
060319 OTH FRESH FLOWER,BUDS FOR BOUQ	1127	4566	1286	6145
060390 OTH FLOWERS & FLOWERS BUDS	67	1050	222	818
060490 O.PARTS OF PLANTS FOR BOUQUETS		93		16
110812 MAIZE (CORN), STARCH	5347	17778	3405	12475
110813 POTATO, STARCH	41751	240621	23136	161523
110814 MANIOC (CASSAVA) STARCH	5097	15084	1244	5209
110819 OTHER STARCHES	22	837	330	3213
110820 INULIN		4574		3883
110900 WHEAT GLUTEN,WHETHER/NOT DRIED	5746	29173	2729	17057
120110 SOYA BEAN SEED				30
120190 SOYA BEAN,W.OR-N-BROKEN/SHELED	15	59	16	81
120230 GROUND-NUTS SEED				792
120241 OTH GROUND NUTS IN SHELL	36586	109465	10642	78166
120242 GROUND-NUTS SHELLED BROKEN/N-B	105100	351929	124069	367693
120300 COPRA	164966	1006278	209125	1122325
120400 LINSEED,WHETHER OR NOT BROKEN				1168
120510 LOW ERUCIC ACID RAPE/COLZASEED	108278	13142544	7100209	28293846
120590 OTHER RAPE/COLZA SEED	79796	79796		24
120600 SUNFLOWER SEED,WHETH/NOT BROKE	435958	7570878	250510	722467
120740 SESAMUM (SESAME) SEEDS	1928	7353	2126	2126
120750 MUSTARD SEEDS	266	17910		6783
120770 MELON SEEDS		27		2999
120791 POPPY SEEDS				30
120799 OTH,OIL SEED/OLEAGINOUS FRUITS	537	28137	426	13373
120810 FLOUR AND MEALS OF SOYA BEANS	42	1013	1523	1782
120890 FLOUR/MEALS OF OTH OIL SEEDS			12	28
120910 SUGAR BEET SEED USE FOR SOWING		49840		78937
120921 LUCERNE (ALFALFA) SEED	655	271853	818	318733
120922 CLOVER (TRIFOLIUM) SEED	4916	1008066	18299	1598066
120925 REY GRASS SEED				623
120929 OTHER SEEDS OF FORAGE PLANTS	137617	258379	64724	120409
120930 SEED OF HERBACEOUS PLANTS		98		1067
120991 OTHER; VEGETABLE SEEDS	282095	1438959	229260	1549886
120999 OTH SEEDS OF FRUIT FOR SOWING	62485	684014	49453	311683
121190 OTH PLANTS AND PARTS OF PLANTS	46649	420528	36240	288894
121221 SEAWEDS/ALGAE FIT FOR HUMAN	1046	1490	45	1089
130190 OTH;NATURAL GUM,RESIN & BALSAM	38203	157490	18779	148213
130211 OPIUM SAPS AND EXTRACTS				6
130212 SAP AND EXTRACTS OF LIQUORICE	196	393		
540772 OTH WOJ FAB SYNTH FIL DYED 85%		7627	904	6772

Contd.

10.11 Imports by Economic Categories (Detail)

(In Thousand Rupees)

ITEMS	JAN - 2014	FROM JUL-2013	JAN - 2013	FROM JUL-2012
130219 OTH SAPS & EXTRACT OTH VEG SAP	45828	195252	3032	108345
130220 PECTIC SUBSTANCES,PECTINATES	7802	22168	497	45418
130231 AGAR-AGAR	3808	21918		16742
130232 MUCILAGES&THICKENERS,LOC SEED	679	32601	15872	166120
130239 OTHER MUCILAGES AND THICKENERS	13548	93326	26847	81814
140110 BAMBOOS	5711	14917	3247	20143
140120 RATTANS	4792	20417	2658	28843
140490 TENDU LEAVES(BIDI LEAVES)	246255	1513498	201532	1346486
150190 POULTRY FAT OTH THAN H-02.09	4654	22267		
150210 TALLOW (OTHER THAN OF H-15.03)	263680	1097706	102912	2086530
150300 LARD STEARIN/OIL,TALLOW OILS			1269	1269
150410 FISH-LIVER OILS THEIR FRACTION				86
150420 FATS OILS THEIR FRACT OF FISH				1288
150430 FATS & OILS & THEIR FRACTIONS				6
150500 WOOL GREASE,CRUDE,FETTY SUBS	11316	39044	2213	21257
150600 OTH ANIMAL FATS AND OILS/FRACT		7679	375	1936
150710 SOYABEAN OIL & ITS FRACT CRUDE	318746	3512081	227894	4277079
150790 OTH SOYABEAN OIL & IT FRACTION	21019	140783	9823	148648
150890 OTH GROUND NUT OIL & ITS FRACT	25	5928		6659
150910 OLIVE OIL & ITS FRACT (VIRGIN)	10063	53706	4213	57978
150990 OTH OLIVE OIL & ITS FRACTIONS	51763	255062	62699	254073
151000 OTH OIL/FR,INCL BLEND OF OIL		823	3943	4010
151110 PALM OIL & ITS FRACTIONS CRUDE	933112	6811091	4838043	22239263
151190 OTH PALM OIL & ITS FRACTIONS	17883295	106998859	13276919	93436529
151219 OTH SUNFLOWER SEE&SAFLOWER OIL	31	5330	6507	55258
151311 COCONUT OIL,ITS FRACTION CRUDE	1769	48156	17509	137554
151319 OTH COCONUT OIL,ITS FRACTIONS	69628	275759	64326	277034
151329 OTH PALM KERNEL/BABASSU OIL	52198	518838	114876	583540
151419 OTH COLZA/MUSTER OIL,FRA/CRUDE			355	667
151499 OTH RAPE SEED OIL ITS FRACTION				65
151511 LINSEED OIL & ITS FRACT CRUDE				3329
151519 OTH LINSEED OIL & ITS FRACTION		380		5203
151529 OTH MAIZE OIL & ITS FRACTIONS	455	13990	3319	13987
151530 CASTOR OIL AND ITS FRACTIONS		865	555	4042
151550 SESAME OIL & ITS FRACTIONS	344	608		501
151590 OTH FIXED VEGETABLE OILS/FRACT	3316	15154	737	4642
151620 VEG FATS/OILS AND ITS FRACTION	172257	938464	224073	1043503
151710 MARGARINE,EXCL LIQUID MARGARIN	41507	157678	6425	82590
151790 OTH MARGARIN,EDIB MIX/PREP ETC	137212	492097	75750	455026
151800 ANIMAL/VEG FAT/OILOXIDISE ETC		48276	10878	77136
152000 GLYSEROL,CRUDE WATER & LYES	15463	32318		7154
152110 VEG WAX WHETHER OR NOT REFINED		9138	2779	5951
152190 OTH BEES WAXES,OTH INSECT WAX	2850	30146	284	35283
152200 DEGRAS,RESIDUES ANIM/VEG WAXES	12755	101540	82087	674928
160100 SAUSE,PROD MEAT-FOOD PREP OFFL	372	3375	1627	5304
220710 UNDENATURE ETHYL ALCOHOL O/SPR		29		20
220720 ETHYL ALCOHOL/OTH SPIRITS DEN				547
240120 TOBACO-WHOLY/PARTLY STE/STRIP	178270	762605	64161	592618
240130 TOBACCO REFUSE	543	4065	229	1317
251010 AAT,C/PHOS,ALUM/C/PHOS&PH/COG	774666	2405007	27792	2182651
540772 OTH WOJ FAB SYNTH FIL DYED 85%		7627	904	6772

Contd.

10.11 Imports by Economic Categories (Detail)

(In Thousand Rupees)

ITEMS	JAN - 2014	FROM JUL-2013	JAN - 2013	FROM JUL-2012
251020 AAT,C/PHOS,ALUM/C/PHOS&PH/CGD		395		41477
270810 PITCH	1410	8628		7413
270900 PETROLEUM OILS FROM BITUMINOUS	53138918	346945937	43854975	308740095
271019 KEROSENE,INCL KER.TY. JET FUEL	53355284	422061470	50325246	425929982
271020 PETROLEUM OILS(OTH THAN CRUDE)		817		
271091 WASTE OIL (PCBs),(PCTS),(PBBS)				280
271099 OTH WASTE OILS		1626	141299	144375
271111 NATURAL GAS,LIQUIFIED		300		3057
271112 PROPANE, LIQUIFIED	155	3456		10946
271113 BUTANES, LIQUIFIED		51		89
271114 ETHYLENE,PROPYLENE,BUTYLENE	17868	101822		22299
271119 OTH GAS HYDROCARBONS LIQUIFIED	708945	4837067	2609729	5297809
271290 OTH PETROLEUM WAX ETC	25316	271628	58466	197825
271311 PETROLEUM COKE;NOT CALCINED		358557	178766	555924
271312 PETROLEUM COKE; CALCINED	2682	7639	1341	14073
271320 PETROLEUM BITUMEN	83207	327309	394426	2060817
271490 OTH BITUMEN & ASPHALT NATURAL.	600	2451		23350
290110 SATURATED ACYCLIC HYDROCARBONS	214	24829	2827	14844
290121 UNSATURATED ETHYLENE.	844695	5760478	1234508	5078009
290129 OTH UNSATURATE ACYCLIC HYDCAREN	774	4026	160	3373
290211 CYCLOHEXANE	37	58		107
290219 OTH CYCLANES/CYCLOTERPENES	38506	120844	12487	90498
290220 BENZENE, PURE		27		176
290230 TOLUENE, PURE	27331	607632	44175	444891
290241 O-XYLENE		1415980		1191910
290243 P-XYLENE	765708	26370387	2938338	25107679
290244 MIXED XYLENE ISOMERS	21074	71137	13894	37908
290250 STYRENE	991898	5830398	536156	5260157
290260 ETHYLENIZENE		5147		5322
290290 OTH CYCLIC HYDROCARBONS	5195	89445	6130	95977
290311 CHLOROMETHANE,& CHLOROETHANE	2908	2908		
290312 DICHLOROMETHANE(METHYLEN CHLRD	11175	141701	12658	180453
290313 CHOLOROFORM(TRICHLOROMETHANE)	28824	238436	28485	79589
290315 ETHYLENE DICHLORIDE(1,2-DI CH)		315935	207319	346963
290319 OTH SATAR DERIV ACYCL HYDCAREN	1555	12082	6814	57035
290321 UNSATURATED VINYL CHLORIDE		197869		269697
290322 UNSATURATED TRICHLOROETHYLENE	15551	134810	7865	97728
290323 UNSATURATE TETRACHLOROETHYLENE	4352	44487	7936	31038
290329 OTH UNSATUR DERIV ACYCL H'CARB		5		9948
290339 OTH FLUORINATED,ERO DERIVATIES	38369	255990	22243	339919
290371 CHLORODIFLUOROMETHANE	4393	57424	4351	97301
290373 DICHLOROFLUOROETHANES		8305		17351
290377 PENTACHLOROFLURO METHANE	6690	22025	12022	18319
290379 OTH CHLORODIFLUOROMETHANE	53265	254001	44824	231617
290381 1,2,3,4,5,6HEXACHLORO CYCLOHEX				193
290391 CHLORO BENZENE,O-DI/P-DI CHLORO	16	61		6482
290399 OTH HALOGENATED DERIV H.CARBON	8325	23048	569	13229
290410 DERIV SULPHO GRP IT SALT/EYHYL	1032	51340	8958	34245
290420 DERIVAT ONLY NITRO/NITRO GROUP	2320	10679		13987
290490 OTH,SUPHO,NITRAT NITROS H'CARB	1953	16648	2499	15212
540772 OTH WOV FAB SYNTH FIL DYED 85%		7627	904	6772

Contd.

10.11 Imports by Economic Categories (Detail)

(In Thousand Rupees)

ITEMS	JAN - 2014	FROM JUL-2013	JAN - 2013	FROM JUL-2012
290511 SATURAT METHANOL(METHYL ALCHL)	591238	2662028	315254	2082707
290512 PROPYL/ISOPROPYL ALCOHOL	88792	699489	83171	703632
290513 SATUR BUTAN-I-01(N-BUTYLALVHL	10256	46189	2079	98930
290514 OTHER SATURATED BUTANOLS	9986	101380	8866	121778
290516 SATUR OCTANOL/ISOMERS THEREOF	320186	2385019	188724	2188961
290517 DODECAN-1-OLHEXADECAN/OCTADEC	6916	44340	3993	37615
290519 SATUR MONOHYDRIC ALCOHOLS	7457	26707	877	3174
290522 UNSATUR ACYCLIC TERPENE ALCOHL	11642	39668	256	18608
290529 OTH UNSATUR MONOHYDRIC ALCOHOL	7377	14213	798	6661
290531 ETHYLENE GLYCOL(ETHANEDIOL)MEG	1983740	17840808	2554470	16482208
290532 PROPYLEN GLYCOL(PROPAN-1,2-DIO	67028	561095	57044	426250
290539 OTHER, DIOLS	9527	49696	4623	22585
290541 2-ETHYL-2(HYDROXYMETHYL)-PROPAN	2644	7891	1870	12897
290542 PENTAERYTHRITOL	34900	259826	39373	186087
290543 MANNITOL	21560	74250	5191	37292
290544 D-GLUCITOL (SORBITOL)	2975	12311	2792	18462
290545 GLYCEROL	69833	337087	87084	238980
290549 OTHER,POLUHYDRIC ALCOHOLS	4871	5795	2031	15245
290559 OTHER HALOGENATED, SULPHONATED	1050	9070	1596	10400
290611 MENTHOL	35012	235485	29371	419528
290612 CYCLOEXANOL,METHYL/DIMETHYL	258	4251		972
290613 STEROLS AND INOSITOLS	799	10478	754	4806
290619 OTH,CYCLANIC,CYCLENIC CYCLOTER	9026	50197	6627	37732
290621 BENZYL ALCOHOL	8167	41351	6762	20186
290629 OTH,AROMATIC CYCLIC ALCH HALOG	3952	23645	942	11365
290711 PHENOL(HYDROXYBENZENE)IT SALT	34743	274703	33192	146929
290712 CRESOLS AND THEIR SALTS		663	206	392
290715 NAPHTOLS & THEIR SALTS	2690	5377	66	4769
290719 OTHER MONOPHENOLS	501	13395	6216	23599
290721 RESORCINAL AND ITS SALTS	1639	15119	774	8450
290722 HYDROQUINONE (QUINOL)ITS SALT	4477	18716	1126	4168
290723 4,4-ISOPROPYLDENEDIPHENOL/SALT	3274	9630		6420
290729 OTHER, POLYPHENOLS	18351	52831	6565	36273
290819 OTH DERI CON ONL HALOGEN SUBST	1363	7297	1788	17913
291511 FORMIC ACID	31733	175831	11596	166780
291512 SALTS OF FORMIC ACID	66026	365969	32766	337676
291513 ESTERS OF FORMIC ACID	247	887		174
291521 ACETIC ACID	66699	1101326	164591	1073227
291524 ACETIC ANHYDRIDE		753		1786
291529 OTH,ACETIC ACIDE & ITS SALTS	3653	21110	16644	73282
291531 ETHYL ACETATE	8947	43618	7906	51883
291532 VINYL ACETATE	117484	972404	80492	663712
291533 N-BUTYL ACETATE		2878		2084
291536 DINOSEB (ISO) ACETATE				952
291539 OTHER,ESTERS OF ACETIC ACID	112243	585680	99169	357686
291540 MONO/DI/TRICHLOROACETIC ACID-S		4149	745	2115
291550 PROPIONIC ACID,ITS SALT/ESTERS	1863	29248	1607	21445
291560 BUTYRIC/VALERIC ACID/SALT/ESTR	14902	105696	13425	78884
291570 STEARIC ACID	16093	66453	3525	53102
291590 OTH SAT ACYCLIC MONOCARBOXYLIC	62619	366840	78435	355258
540772 OTH WOV FAB SYNTH FIL DYED 85%		7627	904	6772

Contd.

10.11 Imports by Economic Categories (Detail)

(In Thousand Rupees)

ITEMS	JAN - 2014	FROM JUL-2013	JAN - 2013	FROM JUL-2012
291611 UNSATU ACRYLIC ACID/ITS SALTS	6848	130627	15973	77524
291612 UNSATURATE ESTER ACRYLIC ACID	95610	1142968	183938	920386
291613 UNSATU METHACRYLIC ACID/SALTS	3173	37540	895	9645
291614 UNSATU ESTER,MEIHCARYLIC ACID	58372	367265	90845	358797
291615 OLEIC,LINOLEIC/LINOLENIC ACID		9227	5960	9380
291619 OTH UNSAT ACYLIC M/CARBOX ACID	12517	85109	13544	54620
291620 CYC-LANIC,LENIC LOTEPHENI ACID	9330	36395	6340	35621
291631 BENZOIC ACID,ITS SALTS/ESTERS	11232	108932	1053	89944
291632 BENZOYL PEROXIDE/BENZYL CHLRID	7376	18940	1465	9011
291634 PHENYLACETIC ACID & ITS SALTS		40	495	632
291639 OTH,AROMATIC MONOCARBOXYIC ACID	86609	378436	49096	311132
291711 OXALIC ACID/ITS SALTS/ESTERS	19569	81158	12794	134094
291712 ADIPIC ACID,ITS SALTS/ESTERS	4346	12953	13173	28566
291713 AZELAIC/SEBACIC ACID/SALT/ESTR	738	9104	2504	14690
291714 MALEIC ANHYDRIDE	3612	44770	14844	61003
291719 OTH ACYCLIC POLYCARBOXYL ACID	4364	59477	5860	28875
291720 CYC-LANIC,LENIC LOTERPENC ACID	2998	13954		31850
291732 DIOCTYL ORTHOPHTHALATES	256	4190	5705	10715
291733 DINONY/DIDECYL ORTHOPHALATES		107		2354
291734 OTH ESTERS ORTHOPHTHALIC ACID	36975	110652	13044	85183
291735 PHTHALIC ANHYDRIDE		51159	46201	129350
291736 TERPHTHALIC ACID AND ITS SALTS	118969	1858985	932579	4080342
291739 OTH POLYCARBOXYLIC ACIDS/DERIV	7623	213209	50027	186817
291811 LACTIC ACID,ITS SALTS/ESTERS	11512	75591	12965	81172
291812 TARTARIC ACID		30506	6211	27555
291813 SALT & ESTER OF TARTARIC ACID	3788	4538	538	1400
291814 CITRIC ACID	204255	672266	58480	512407
291815 SALTS & ESTER OF CITRIC ACID	26948	114234	12295	87905
291816 GLUCONIC ACID,SALTS & ESTERS	56791	281865	32642	282662
291818 CHLORO BENZILATE (ISO)		2467		
291819 OTH CARBOXYLIC ACID W/ALCOHOL	4855	63160	941	38665
291821 SALICYLIC ACID AND ITS SALTS	2408	18495	2934	15275
291822 O-ACETIYL SALIC ACID/SALT/ESTER	13421	57099	29496	75444
291823 OTH ESTER,SALICYLIC ACID/SALTS		5162	143	2270
291829 OTH CARBOXYLIC ACID+PHENOL FUN	5077	85213	14099	65793
291830 CARBOXYLIC ACID+ALDEHYDE/KETON	3187	25807	8967	36988
291891 2,4,5-T(ISO)(2,4,5-TRICHLOROPH		9062		2722
292990 OTH COMP WITH OTH NITROGN FUNC	17694	113379	17798	92261
293020 THIOCARBAMATE/DITHIOCARBAMATES	12288	239557	9450	129037
293030 THIURAM MONO-,DI-,TETRASULPHID	1780	34394	4269	6151
293040 METHIONINE	295848	1388053	178160	1344300
293090 OTHER ORGANO-SULPHUR COMPOUNDS	419913	547305	13145	279351
293110 TETRAMETHYL LEAD&T-ETHYL LEAD	86	12137		
293120 TRIBUTYL TIN COMPOUNDS				758
293190 OTH O-ALKYL&(O-2-(DIALKYL,COMP	117218	434127	93678	437733
293211 TETRAHYDROFURAN	33	2759		261
293212 2-FURALDEHYDE (FURFURALDEHYDE)		37420		34606
293213 FURFURYL ALCOH/TETRAHYDRFURFYL	287	287		1386
293219 OTH COMP UNFUSED FURAN RING	10216	34558	7603	34248
293220 LACTONES	12581	71277	4200	61691
540772 OTH WOJ FAB SYNTH FIL DYED 85%		7627	904	6772

Contd.

10.11 Imports by Economic Categories (Detail)

(In Thousand Rupees)

ITEMS	JAN - 2014	FROM JUL-2013	JAN - 2013	FROM JUL-2012
293299 OTH HETEROCYCLIC COMP W/OXYGEN	306518	949374	196129	1033200
293311 PHENAZONE & ITS DERIVATIVE	551	7315		45620
293319 OTH COMP UNFUSE PYRAZOLE RING	8399	34962	7129	83878
293321 HYDANTOIN AND ITS DERIVATIVES	1530	10537	2333	18743
293329 OTH COMP UNFUSE IMIDAZOLE RING	120864	619005	72821	643942
293331 PYRIDINE AND ITS SALTS		1675		1547
293332 PIPERIDINE AND ITS SALTS	124	553		86
293333 ALFENTANIL,(INN) (ANILERIDINE)	2107	125532	788	109317
293339 OTH COMP UNFUSE PYRIDINE RING	495722	1797730	348532	1768493
293349 OTH COMP QUINOLIN/ISO-QUINOLIN	152284	909078	106487	807624
293352 MALONYLUREA/IT DERIV/SALT THOF				512
293353 ALLOBARBITAL,(INN) (AMBARBITAL)	253	3524		2547
293354 OTH DERIVATIVES OF MALONYLUREA		1998	364	2478
293359 OTH COMP PYRIMIDINE/PIPER RING	154511	1322771	107324	1223579
293361 MALAMINE	52989	350945	40687	265567
293369 OTH COMP UNFUSE TRIAZINE RING	294989	436847	14244	134529
293371 6-HEXANELACTAM(EPSILON-CAPROL)	733	6386	486	6138
293372 CLOBAZAM(INN),MEITHPRYLON(INN)		34814		
293379 OTHER LACTAMS	41188	233075	31864	247701
293391 ALPRAZOLAM(INN) CAMAZEPAM(INN)	3030	37164	1589	26634
293399 OTHER HETEROCYCLIC COMPOUNDS	105003	1216719	85170	1036584
293410 COMP UNFUSE THIAZOLE RING	24492	106356	5568	108581
293420 COMP BENZOTHAZOLE RING SYSTEM	9140	50562	7560	43945
293430 COMP PHENOTHIAZINE RING SYSTEM	4512	47329	22499	65896
293491 AMINOREX(INN),BORTIZOLAM(INN)		6509		3455
293499 OTHER NUCLEIC ACIDS&SALTS	468938	2895318	393168	2975268
293999 OTH VEGETABLE ALKALOIDS NATURL	10530	104914	20681	126635
294190 OTHER ANTIBIOTICS.	599832	3351498	490096	2923403
300692 WASTE PHARMACEUTICALS		66		
310100 ANIMAL/VEG FERTILIZER/PRODUCTS		13697	1375	34370
310210 UREA,WHET OR NOT AQUEOUS SOLUT	15530454	37071361		15174426
310221 AMMONIUM SULPHATE	64014	277347	9927	112325
310229 MIX AMMONIUM SULPHATE/NITRATE		247915	19638	76572
310230 AMMONIUM NITRAT,WHET/NOT AQUES	31758	196501	39402	173978
310250 SODIUM NITRATE	6124	59189	8312	37061
310260 MIXT,CALCIUM/AMMONIUM NITRATE		2546		2418
310290 OTH,MIN/CHEM NETROG FERTILZER	8706	50345	4264	36208
310310 SUPER-PHOSPHATES		132278		56210
310390 OTH,MIN/CHEM FERTILIZE PHOSPHT		6113	2658	2918
310420 POTASSIUM CHLORIDE	65673	415303	48841	253688
310430 POTASSIUM SULPHATE	67944	213226	138660	344819
310490 OTH,MIN/CHEM FERTILIZE POTASIC	124134	830646		349558
310510 MIN/CHEM FERTILIZER >10KG	51	2650		117
310520 MIN/CHEM FERTIZ ELEM NIT/PHO/PT	17747	179184	22129	208845
310530 DIAMMONIUM HYDROG ORTHO-PHOSEH	1308601	18268600	2738472	25560387
310540 AMMONIUM DIHYDROGEN ORTHO-PHOS		305521	337718	340492
310551 CHEM FERTIZ CON NITRAT/PHOS		342386	1225	6393
310559 OTH MIN/CHEM FERTIZ NITRAT/PHOS	14372	55953	12802	18878
310560 MIN/CHEM FERTIZ ELEM PHOS/POTAS		188		3458
310590 OTH MINER/CHEMICAL FERTILIZER	15257	70435	41718	4002934
540772 OTH WOJ FAB SYNTH FIL DYED 85%		7627	904	6772

Contd.

10.11 Imports by Economic Categories (Detail)

(In Thousand Rupees)

ITEMS	JAN - 2014	FROM JUL-2013	JAN - 2013	FROM JUL-2012
320110 QUEBRACHO EXTRACT	12091	59092	13878	57404
320120 WATTLE EXTRACT	66638	313224	19452	151110
320190 OTH TANNING/EXTRACT VEG/GAMBER	37490	263762	39194	229976
320210 SYN ORGANIC TANNING SUBSTANCE	142620	926506	112020	701088
320290 OTH, INORGANIC TANNING SUBSTANCE	173497	816030	135709	639731
320300 COLOUR MATTER, VEG/ANIMAL		31033	1522	27255
320411 DISPERSE DYES/PREP BASE THEREOF	238420	1025998	104401	737431
320412 ACID DYES PREMETALISE/PREP/DYE	221903	905000	77891	488217
320413 BASIC DYES/PREP BASE THEREON	104018	367491	35574	298064
320414 DIRECT DYES/PREP BASE THEREON	33250	150609	18635	143139
320415 VAT DYES INCL PIGMENT/PREPARAT	224519	1802676	260790	1464113
320416 REACTIVE DYES PREP BASE THEREON	795454	4724236	375483	2702114
320417 PIGMENT PREP BASE THEREON	251606	1357381	187989	1289919
320419 OTH SYN ORGN COLOURING MATTER	83554	615105	73365	587533
320420 SYN ORGN PROD USE FLUORESCENT	58358	276215	63287	297940
320490 OTH, SYN ORGN COLOURING MATTER	6448	43724	4865	26728
320500 COLOUR LAKES, PREP AS SPECIFIED	15993	113039	14441	127922
320611 PIGMENT PREP TITANIUM DIOXIDE	415014	3125294	344310	2939908
320619 OTH, PIGMENT/PREP TITANIUM DIOX	9694	58886	5246	67099
320620 PIGMENT/PREP, CHROMIUM COMPOUND	17957	92644	13942	83713
320641 ULTRAMARINE/PEP BASE THEREON	2403	24345	1732	17013
320642 LITHOPONE/OTH PIGMENT/ZINC SUL	2448	25519	2694	25090
320649 OTH, COLOURING MATTER PREPARATN	70273	293701	17697	203800
320650 INORGANIC PRO USE LUMINOPHORES	349	5383	881	1250
320710 PREP PIGMENT/OPACIFIER/COLOURS	17989	85238	16531	109362
320720 VITRIFIABLE ENAMEL/GLAZE/ENCOB	1940	39397	6189	51469
320730 LIQUID LUSTER/SIMILAR PREPARAT	1418	10031	2867	9835
320740 GLASS FRIT/POWDER GRANULE/FLAK	89402	537054	60836	405592
320810 PAINT/VARNISH BASE ON POLYSTYER	24291	143770	9238	172660
320820 PAINT/VARNISH, ACRY/VINYL POLYM	18519	108145	14829	100020
320890 OTH PAINT BASED ON POLYAMIDES	104677	806089	81528	680960
320910 PAINT/VARNISH ACRY/VINYL POLYM	5160	25490	1297	12933
320990 PAINT/VARNISH, SYN POLYMER/AQS	14378	206380	15709	99065
321000 OTH PAINT & VARNISH FOR LEATHE	19439	139559	22737	104483
321100 PREPARED DRIERS.	12801	87830	24697	120460
321210 STAMPING FOILS	20159	163444	11115	126959
321290 OTH, PIGMENT DISPERSE NON AQUOS	12000	116439	9156	111284
321310 COLOURS IN SETS	4166	17701	3667	15667
321390 OTH COLOUR ARTIST/PAINTERS	18	1182	234	2123
321410 GLAZIERS/GRAFTING PUTTY, RESIN	16306	142073	14551	113460
321490 NON-REFRACTORY SURFACING PREP	32288	158086	32310	193033
321511 ROLLING COATING PRINT INK BLK	41059	196663	27687	217391
340290 OTH ORG SURFAC ACT, WASH/CLEAN	151567	830229	92325	503728
340311 PREP TEXTILE/LEATHER/OIL MAIRL	30767	221687	28719	181258
340319 LUBRICAT PREP CONT PET/MIN OIL	71356	585887	93450	514810
340391 OTH, PREP TEXT/LEATHER/FURSK ML	157291	1078849	156464	940500
340399 OTH LUBRICAT PREP OIL/GREASE	51031	251223	41706	260133
340420 ART/PREP WAXES, POLYETHEL GLYCL	30292	168119	15561	135689
340600 CANDLES, TAPERS AND THE LIKE	16212	33489	3257	29520
340700 MODELING PASTE ETC RETAIL SALE	4229	18882	3154	13915
540772 OTH WOJ FAB SYNTH FIL DYED 85%		7627	904	6772

Contd.

10.11 Imports by Economic Categories (Detail)

(In Thousand Rupees)

ITEMS	JAN - 2014	FROM JUL-2013	JAN - 2013	FROM JUL-2012
350110 CASEIN	3043	26730	1634	27866
350220 MILK ALBUMIN,INCL WHEY PROTEIN		21550		21
350290 OTH ALBUMIN O/T EGG ALBUMIN		1295	21	339
350300 GELATIN&GELATIN DERIVATIVE	14290	107242	686	44408
350400 PEPTONEDERV,PROTEIN SUBSTANCE	3662	22751	1904	24346
350510 DEXTRIN,OTH MODIFIED STARCHES	24257	239899	34979	235096
350520 GLUES	10893	52433	8192	62965
350610 PROD SUITABLE USE GLUE/ADHESIV	21035	105191	15410	63297
350691 ADHESIVE/RUBBER/PLASTIC/RESIN	124359	536490	53194	451307
350699 OTH PREP GLUE/ADHESIVE	4245	67474	11972	63991
350710 RENNET AND CONCENRATE THEREOF	59	1426	482	2578
360690 OTH FERRO CERTUM/OTH PYROPHORC		545	57	323
370110 X-RAY FILM,PLATE IN FLAT UNEXP	72574	527847	50846	505419
370120 INSTANT PRINT FILM UNEXPOSED	1457	2964	27	547
370130 OTH UNEXPOSED PLATE>255MM	51608	253148	31805	333572
370191 O.PL/FILM-COLOUR PHOTOGRAPHY		8317		
370199 OTH PHOTOGRAP/PLAT/FILM/UNEXPS	12	225	263	1088
370210 PHOT-FILM ROLL UNEXPOSE,X-RAY	5275	10844	70	5164
370231 OTH PHOT/FILM ROLL<105MM		540		4445
370239 OTH PHOT FILM ROLL ST/UNEXPOSE	1635	7781		3301
370243 PHOT FILM W>610MM,L<200M	7786	44995	1237	13804
370244 PHOT FILM W>105MM BUT<610MM	46899	377366	61028	349007
370252 PHOT FILM W<16MM-COLOUR		71		176
370253 PHOT FILM W-16MM-35MM,L<30MC/L				58
370254 PHOT FILM W-16MM-35MM/L<30MM		3		
370255 PHOT FILM W-16MM-35MM,L>30MC/L		1549	2280	6926
370297 PHOT FILM ROLL W-</=35MM/L<30M		266		
370310 PHOT PAPER/BOARD/TEXT W>610MM	452	896	1459	2782
370320 PHOT PAPER/BOARD/TEXT UNEX/COL	77	22984	113	40084
370390 OTH PHOT PAPER/BOARD TEXT UNEX	12558	66167	7116	47060
370400 PHOT PLAT/FILM PAPER/BOARD EXP		2028	195	5315
370590 OTH PHOT PLAT/FILM	798	1711		152
370610 CINEMAGRAPHIC FILM EXPO/DEVEL	1513	15442	2947	19572
370690 OTH CINEMA FILM EXPOSE DEVELOP	504	3019	223	1187
370710 SENSITISING EMULSIONS	14089	49631	2789	50689
370790 OTH CHEM PREP,PHOTOGRAPHIC USE	11925	85162	11649	98062
380110 ARTIFICIAL GRAPHITE		8042	1151	11067
380120 COLLOIDAL/SEMI COLOIDL GRAPHITE		3077	200	4024
380130 CARBONEOUS PASTE ELECTRODE		3016		3363
380190 OTH,PREP GRAPHITE O/T CARBON	1972	4373	631	5987
380210 ACTIVATED CARBON	14378	67568	10954	105741
380290 OTH ACT CARBON/NAT MINER PROD	7699	77960	7077	67676
380300 TALL OIL WHETHER/NOT REFINED		325	200	489
380400 RESIDUAL LYE FROM WOOD PULP NS	16867	73552	11033	74063
380510 GUM,WOOD,SULPHAT TURPENTIN OIL		337		814
380590 OTH TERPENIC OIL CONIFER WOOD		32260		23007
380610 ROSIN AND ROSIN ACIDS	43633	379263	87848	385688
380620 SALT OF ROSIN/RESIN ACIDS DERV		88794	34484	57473
380630 ESTERS GUMS	6507	43828	3642	37755
380690 OTH,ROSIN,SPIRIT,OIL,RUN GUMS	5360	39062	1046	30198
540772 OTH WOJ FAB SYNTH FIL DYED 85%		7627	904	

Contd.

10.11 Imports by Economic Categories (Detail)

(In Thousand Rupees)

ITEMS	JAN - 2014	FROM JUL-2013	JAN - 2013	FROM JUL-2012
380700 WOOD TAR/OIL,CREOSOT,NAPHT ETC		28	30	40
380850 INSECTICIDE/RODENTICIDE/ETC	45	2679	37	4630
380891 OTHER INSECTICIDES	279787	2236427	169050	1653000
380892 FUNGICIDES	138796	1610328	155536	838600
380893 HERBICID,ANTISPROUTING PRODUCT	337695	2217011	337673	1130573
380894 DISINFECTANTS	21046	103196	26478	115814
380899 PLANT-GROWTH REGULATORS R.O-71	10060	63151	119642	166715
380910 FINISHING AGENT AMYLACOUS SUBS	4	1714		1345
380991 OTH FINISHING AGENT ETC TX ETC	242776	1474976	189581	1292895
380992 OTH FINISHING AGENT DYE CARRIER	26805	140239	11759	97789
380993 OTH FINISHING AGENT DYE CARRIER	93810	538421	71862	409793
381010 PICKLING PREP METAL SURFACE	57905	374491	10500	302109
381090 OTH PREP FOR METAL SURFACE	8306	51946	3887	27197
381111 ANTI-KNOCK PREP OF LEAD COMP		13		
381119 OTHER,ANTI-KNOCK PREPARATIONS	3022	16003	3934	21309
381121 ADD LUBRICATE,PET OIL BIT MINE	590924	2650426	335010	2522635
381129 OTH ADDITIVE LUBRICATING OIL	102350	516483	199987	625947
381190 OTH PREP ADDITIVE FOR LIQU USE	142494	986314	118844	934634
381210 PREPARED RUBBER ACCELERATORS	10028	59842	9013	53427
381220 COMPOUND PLASTICIZER RUB PL	33393	171707	21665	167930
381230 ANTI-OXIDISING PREPAR & COMPOU	71259	381419	46691	403463
381300 PREP/CHARG FIRE-EXTINGUISHERS	4844	28695	2550	23600
381400 ORGAN COMP SOLVENT/THINNER NES	21583	166872	26295	109957
381511 SUPORTED CATALYST WITH NI/COMP	1955	50829	3268	91605
381512 SUPORTED CATALYST WITH PR/METL	611	73593	67	8023
381519 OTHER,SUPPORTED CATALYSTS	58639	260215	202284	714848
381600 REFRACTORY CEMENT,MORTARS,CONS	55545	238635	34050	242117
381700 MIXE ALKYL-BENZENE&MIX AL-NAPHT	531791	3954462	713462	3351871
381800 CHEM ELEMENT/COMP DOP-ELECTRON		22632	2599	13622
381900 HYDRALIC BRAKE FLUIDS/LIQUIDS	6245	65053	2012	64756
382000 ANTI-FREEZING PREP/DEICE FLUID	24121	71388	11172	54491
382100 PREP CULTURE MEDIA MICRO-ORGAN	7536	36972	6918	29458
382200 DIAGNOSTIC/LAB REAGENTS/PR-DIA	438755	2998781	357650	2726364
382311 STEARIC ACID	23685	123625	27581	126402
382312 OLEIC (OLIVE) ACID	6712	24693	6185	19643
382313 TALL OIL FATTY ACIDS		8422	2793	38998
382319 OTH INDUS MONOCARBOXYLIC F.ACI	272978	1920866	224275	1179713
382370 INDUSTRIAL FATTY ALCOHOLS	5022	44609	2572	43278
382410 PREP BINDER FOUNDRY MOUL CORES	5207	56442	7474	53603
382430 NON-AGGLOMERATED METAL CARBIDE	41	43		248
382440 PREPARED ADDITIVES FOR CEMENT	31473	191063	29324	123040
382450 NON-REFRACTORY MORTAR CONCRETE	2711	9709	14	4790
382460 SORBITOL O/TH SUB-H-NO.2905.44	57663	240269	24918	156337
382478 CON (PFCs)/(HFCs)BUT NOT(CFCs)		1405		
382479 OTH MIX CON HALOGE DER OF METH	31027	91207	52620	221904
382481 MIX CON OXIRANE(ETHYLE OXIDE)		86		
382490 OTH,CHEMICAL PRODUCT/PREPARA	1532473	9323965	1344991	7944629
382510 MUNICIPAL WASTE				11
382530 CLINICAL WASTE				490
382549 OTH WASTE ORGANIC SOLVANTS				134
540772 OTH WOV FAB SYNTH FIL DYED 85%		7627	904	6772

Contd.

10.11 Imports by Economic Categories (Detail)

(In Thousand Rupees)

ITEMS	JAN - 2014	FROM JUL-2013	JAN - 2013	FROM JUL-2012
382590 OTH RESIDUAL OF CHEM.INDUSTRY		510	144	422
382600 BIODIESEL MIXTURE 70%WT-PET-OIL			1479	1479
390110 POLYETHYLENE SP GRAVITY<0.94	2806843	15094661	2219618	12046104
390120 POLYETHYLENE SP.GRAVITY>0.94	1928690	10931462	2071839	10819142
390130 ETHYLENE-VINYL ACETATE COPOLYMER	102458	1141858	84089	1028273
390190 OTH POLYMER OF ETHYLENE P.FORM	176079	798678	105059	649278
390210 POLYPROPYLENE	4405847	24690621	3065542	19269455
390220 POLYISOBUTYLENE	224	28798	8354	160093
390230 PROPYLENE COPOLYMERS	1017496	6160571	696274	4996360
390290 OTHER OLEFINS IN PRIMARY FORMS	15214	143578	8950	77695
390311 POLYSTYRENE EXPANSIBLE	7363	60589	13448	70920
390319 OTHER POLYSTYRENE	95811	326184	75156	254112
390320 STYRENE-ACRYLONITRILE COPOLYMER	20332	172920	21696	132143
390330 ACRYLONITRILE-BUTADIENE-STYRENE	299351	1649488	181585	1246155
390390 OTH POLYMERS OF STYRENE,P-FORM	22622	81251	5589	134635
390410 POLYVINYL CHLORIDE,UNMIX SUBST	310990	1668589	116142	1287101
390421 OTH POLYVINYL CHLORIDE,NON-PLA	8758	58381	23	57489
390422 OTH POLYVINYL CHLORIDE PLASTIC	40811	158220	22807	146454
390430 VINYL CHLORIDE VINYL ACETATE	7306	34956	3796	29284
390440 OTH VINYL CHLORIDE COPOLYMERS	7519	58240	8958	30457
390450 VINYLIDENE CHLORIDE POLYMERS				30
390461 POLYTETRAFLUOROETHYLENE		846		1994
390469 OTHER, FLUORO-POLYMERS	2885	6207	44	8159
390490 OTH POLYMERS OF VINYL CHLORIDE	161	6024	1717	8491
390512 POLYVINYL ACETATE AQUE DISPERS	3415	29140	5226	41492
390519 OTH POLYVINYL ACETATE (PVA)		36879	10333	21008
390521 VINYL ACETATE COPOLYMERS AQUEO	50624	243947	26623	165653
390529 OTH VINYL ACETATE COPOLYMERS	9127	78414	8989	62619
390530 POLYVINYL ALCOHOL W/N CON UNHY	256475	1382489	114424	950988
390591 COPOLYMERS		7269	3966	23002
390599 POLYMERS OF OTHER VINYL ESTERS	22951	157879	29237	155296
390610 POLYMETHYL METHACRYLATE	10458	105268	9441	89221
390690 OTHER,ACRYLIC POLYMERS P/FORMS	410682	2254470	272771	1981119
390710 POLYACETALS	23118	87923	7795	84310
390720 OTHER POLYETHERS	997372	5786288	759585	4310602
390730 EPOXIDE RESINS	71892	498911	68707	461095
390740 POLYCARBONATES	50158	406702	64244	376295
390750 ALKYD RESINS	21782	84739	28994	131442
390760 POLYETHYLENE TEREPHTHALATE(PET)	352828	1595406	62735	358717
390770 POLY(LACTIC ACID)		9479		10961
390791 OTHER POLYESTERS, UNSATURATED	5128	23850	1996	16265
390799 OTH POLYESTERS IN PRIMARY FORMS	59087	254408	39555	248160
390810 POLYAMIDE-6,-11,-12,-6,6,-6,10	19965	108136	20294	109753
390890 OTH POLYAMIDE IN PRIMAR FORM	31011	182507	37660	173503
390910 UREA RESINS, THIOUREA RESINS	1416	36127	5496	21226
390920 MALAMINE RESINS	6158	100598	19052	81526
390930 OTHER AMINO-RESINS	352	3101	2124	3571
390940 PHENOLIC RESINS	9908	141788	19022	141586
390950 POLYURETHANES	240609	1435605	207876	1269402
391000 SILICONES IN PRIMARY FORMS.	231398	1603098	168593	1317153
540772 OTH WOJ FAB SYNTH FIL DYED 85%		7627	904	6772

Contd.

10.11 Imports by Economic Categories (Detail)

(In Thousand Rupees)

ITEMS	JAN - 2014	FROM JUL-2013	JAN - 2013	FROM JUL-2012
391110 PETROL/COUMARONE,INDENE RESINS	2542	47943	12792	37774
391190 OTH,POLYSULPHIDE,SULPHONE/PLAS	11095	75301	2697	46887
391211 CELLULOSE ACETATES,NON-PLASTI		502		
391212 CELLULOSE ACETATES,PLASTICISED	8	8		
391220 CELLULOSE NITRATES(INCL COLLO)	57561	389329	55771	307832
391231 CARBOXYMETHYL CELLULOSE & SALT	90749	519709	78954	487249
391239 OTHER CELLULOSE ETHERS	166121	1125555	96293	700528
391290 OTH CELLULOSE & CHEM DERIVATIV	15997	189724	83432	236175
391310 ALGINIC ACID,ITS SALTS & ESTER	126949	896653	73437	725508
391390 OTH NATURAL POLYMERS/MODIFI	36869	164381	38887	127416
391400 ION-EXCHANGERS BASED ON POLYMR	35814	172252	16849	96646
391510 WASTE,ETC OF ETHYL/POLYM/PLAST	2690	6760	4775	40120
391530 WASTEETC OF VINYL-CHLORIDE/PL	107903	476950	95655	518210
391590 WASTE,ETC PLASTIC/PARING	169983	496877	43968	334485
391610 MONOFILAMENT D>1MM RD/ST/PROFI	2292	7960	392	824
391620 MONOFILAMENT D>1MM-PL PO VICHL	4484	20083	2725	12785
391690 OTH MONOFIL D>1MM PLASTIC-TOH	6784	47155	4506	42244
391710 ARTIFI GUTS OF HARDEN PROTEIN	2268	7329	40190	88390
391721 TUBE,PIPE HOSES,RIGID,OF POLYM	8340	35540	8019	67399
391722 TUBE,PIPE HOSES,POLYMER OF PRO	731	33785	13537	56901
391723 TUBE,PIPE ETC OF POLYMER VINYL	15020	80939	8158	66807
391729 TUBE,PIPE HOSE,RIGID,OTH PLAST	3726	37742	3075	20384
391731 FLEXIBLE TUBE,PIPE B-PRE27.GMP	6510	39988	8926	46317
391732 OTH,TUBE,PIPE HOSE W/OUT FITING	586	19246	211	16431
391733 OTH TUBE,PIPE NOT REINFORCED	546	5053		13414
391739 OTHER TUBES,PIPES AND HOSES,	42563	304469	22870	141805
391890 FLOOR COVERING OF OTH PLASTICS	9882	34514	783	18209
391910 SELF ADHESIVE PLAT,ETC W<20CM	82164	523298	131417	472563
391990 OTH,SELF-ADHESIV PLATE,W>20CM	251674	1447890	179560	1208607
392010 OTH PLATES,ETC PLASNON-CELLULAR	126200	833976	145003	705160
392020 OTH PLATE,ETC PLAST NOT REINFO	88841	758766	129100	755681
392030 OTH PLATE,SHEET,ETC OF PLASTIC	29405	189704	30150	161711
392043 OTH PLATE,MAT OF VINYL CHLORID	26966	181992	20980	132049
392049 OTH PLAT,ETC VINYL CHLORID FLX	104742	520430	48976	540616
392051 OTH PLATE,ETC ACRYLIC POLYMERS	1236	45205	5269	77168
392059 OTH PLAT,ETC OTH ACRYLPOLYMER	1316	7709	2055	8527
392061 POLY CARBONATE IN PLATE, ETC	2561	20798	311	5682
392062 OTH PLATE ETC POLY(ETH TEREPH)	59566	236131	82374	603156
392063 OTH PLATE ETC UNSAT-POLYSTERS	15350	133107	16219	113939
392069 OTH PLATES ETC OF OTH POLYESTR	11757	79608	24547	140480
392071 OTH PLAT ETC PLAS OF REG CELLU	880	6060		5404
392073 OTH PLATEETC PLASTIC NON CELLU		291		157
392091 OTH PLATEETC PLAS OF PO BUTRAL	5278	18474		16284
392092 OTH PLAT ETC-PLAS OF POLYAMIDE	6799	15715	2455	9488
392094 OTH PLAT ETC-PLAS OF PHENORES		2030		457
392099 OTH PLAT ETC-PLAS OF OTH PLAST	42344	275761	58530	202434
392111 PLATES ETC OF PLAS POLY/STYREN	411	3795	2711	6419
392112 PLAT ETC PLASTIC CEL P-VIN-CHL	47746	226705	13902	213726
392113 PLAT ETC PLA CEL OF POLUURETHA	206660	1090834	211643	924799
392114 PLAT ETC PLA CEL OF REGERATED	2408	7156		4351
540772 OTH WOV FAB SYNTH FIL DYED 85%		7627	904	6772

Contd.

10.11 Imports by Economic Categories (Detail)

(In Thousand Rupees)

ITEMS	JAN - 2014	FROM JUL-2013	JAN - 2013	FROM JUL-2012
392119 FLAT SHET ETC PLA CEL OTH PLAS	39583	302075	60354	329928
392690 OTH, ARTICLES OF PLASTICS	335347	2139715	240844	1804567
400110 NATURAL RUBBER LATEX	274137	2116066	154268	1634497
400121 SMOKED SHEETS	105033	729714	93849	621704
400122 TECH SPECIFIED NATURAL RUBBER	130732	1381295	154239	1025969
400129 OTHER NATURAL RUBBER	39083	172232	43661	152271
400130 BALATA,GUTTA-PARCHA,CHICLE ETC		404		
400211 STYRENE-BUTADIENE RUBBER LATEX	129587	720929	69078	550146
400219 STYREN BUTADIEN RUBER CAREXYLA	296994	1491987	221901	1453527
400220 BUTADIENE RUBBER (BR)	45191	266798	39081	453978
400231 ISOBUTENE-ISOPRENE RUBBER(IIR)	123370	1053460	120714	949243
400239 OTH,HALO-ISOBUTENE-ISOPRENE RU	16823	141356	24789	101043
400241 CHLOROPRENE RUBBER LATEX (CR),			73	73
400249 CHLOROPRENE RUBBER O/THAN LATX	32345	240970	43299	267576
400251 ACRYL BUTADIENE RUBBER LATEX		41445	4539	24651
400259 ACRY BUTAD RUBBER O/THAN LATEX	54994	179620	32639	155759
400270 ETHYL PROPLENE-NON-CONJUGATED	45010	210967	14767	110044
400291 OTH SYNTHETIC RUBBER FACTICE	24742	115642		211580
400299 OTH SYN RUBBER FACTICE D/F OIL	16521	107856	11614	83695
400300 RECLAIMED RUBBER PRIMARY FORM	30095	198948	24291	162444
400400 WASTE,PAROMGS&SCRAP O/TH H-RUB	164336	821408	101772	393384
400510 COMP WITH CARBON BLACK OR SILI	14342	95818	19250	95844
400520 SOLUTION/DISPERS O/T H-4005.10		216		402
400591 PLATE,SHEET STRIP UN-VUL RUBER	21	1865	1312	6949
400599 OTHER COMPOUNDED RUBBER	30013	119753	24190	113005
400610 CAMEL-BACK STRIP REIR RUB TYR				100
400690 OTH FORM&ARTIC UNVULCAN RUBBER	229	6721	310	6974
400700 UNVULCA RUBBER THREAD & CORD	12734	107692	16779	108327
400811 PLATE,SHEET ETC CELLU VULC RUB	21763	73656	1397	62160
400819 RODS&OTH FORMS OF CEL.VULC RUB		7176	63	3692
400821 PLAT,SHET N-CELU VULCANI RUBER	39790	210146	30954	244767
400829 RODS&OTH FORM OF N/CEL VUL RUB	6929	50785	4915	43642
400911 TUBE,PIPE OF RUBBER W/O.FITTING	23296	123641	8648	94499
400912 TUBE,PIPE OF RUBBER WITH FITTING	2683	11559	3544	33038
400921 TUBE,PIPE OF RUB W/O.MEIL.FIT	4342	120750	3041	11476
400922 TUBE,PIPE OF RUB WITH MEIL.FIT	1792	11719	380	11391
400931 TUBE,PIPE RUB W/O TEX.MEIL.FIT	19249	45431	6968	44386
400932 TUBE,PIPE RUB W/TEX.MEIL.FIT	572	5173	1879	7201
400941 TUBE,PIPE RUB W/O OTH.MEIL.FIT	5278	36249	6396	32599
401700 HARD RUBBER IN ALL FORMS/ARTICL	1433	10621	982	5812
410120 W.HID&SKIN BOV.WT8-10KG.UN.SPL		9944	1883	23486
410150 WHOLE,HIDE/SK BOV ANI F>16 KG	29327	251212	24772	174249
410190 OTH HIDES INCL BUTT,BEND&BELIE		13664	2017	3903
410210 RAW SKINS OF SHEEP/LAMB W/WOOL	571929	3144967	273139	1614883
410221 RAW SK SHEP/LAM W-OUT WOOL PKD	46095	177771	79078	260978
410229 OTH RAW SK SHEP/LAM W/OUT WOOL	11816	34634		159367
410320 RAW HIDES & SKINS OF REPTILES				82
410390 OTH,HID/SK FRE SALTED,DRIED,LA	42924	395796	51363	354342
410411 HIDE/SKIN FULL GRAIN UNSPLIT	6023	15430	7299	8259
410419 OTH HIDE,SKIN WET STATE	36040	161421	29790	116156
540772 OTH WOJ FAB SYNTH FIL DYED 85%		7627	904	6772

Contd.

10.11 Imports by Economic Categories (Detail)

(In Thousand Rupees)

ITEMS	JAN - 2014	FROM JUL-2013	JAN - 2013	FROM JUL-2012
410441 HIDE,SKIN FULL GRAIN DRY STATE		25930		14424
410449 OTHER HIDES DRY STATE(CRUST)		4417	138	2989
410510 WET BLUE LAMB,SHEEP SKIN	217906	1050413	216037	1216651
410530 SHEEP/LAMB SKIN NO WOOL CRUST		36300	8862	72794
410621 GOAT/KID SKIN WET BLUE	79696	509587	56711	226912
410622 GOAT/KID SKIN CRUST	18962	130476	41992	146445
410691 OTH WET BLUE SKINS	2251	6030	144	144
410711 WHOLE HIDE SKIN FULL GRAIN BOV	540	2469	78	98
410712 WHOLE HIDE/SKIN GRAIN SPLIT BV		12717		2302
410719 OTH WHOLE HIDE/SKIN BOV ANIMAL	42758	412517	62448	619611
410791 OTH HIDE INCL SIDES FULL GRAIN				1023
410792 OTH HIDE INCL SIDE GRAIN SPLIT		2685	2389	17814
410799 OTH LEATHER FURTHER PREPARED	26130	87859	19963	72188
411200 PREPARED LEATHER SHEEP/LAMB	6620	38060	16431	39786
411310 LEATHER PREP.AFTER TANN GOAT	28529	111816	5043	47086
411330 REPTILE LEA PREPAR AFTER TANED				84
411390 OTH LEA FURTHER PREP.AFTR TANE	1502	10430	2082	17277
411420 PATENT LAMINATED METALIS LEATH	96	2501	415	8936
411510 COMP. LEATHER WITH BASIS LEATH	8694	45234	476	9790
411520 PARINGS, OTH WASTE OF LEATHER	20512	21297		478
420600 ARTI OF GUT OF BLADER/ TENDONS		5	225	325
430110 MINK SKINS,RAW,WHOLE/W/O HD,TA	91	128		
430130 FURSKINS OF LAMB,WHOLE				2232
430219 OTH,FURSKINS,WHOLE,W&W/OUT H&T	5213	25375	3137	20819
440110 FUEL WOOD,IN LOGS,BILLETTS ETC		52		
440122 WOOD IN CHIPS OR PART NON-CON		620		
440310 WOOD TRET WITH PAINT,STAIN ETC	3624	47327	23182	65694
440320 OTH,CONIFEROUS SPECIES ROUGH	3785	48783		7825
440349 OTH,WOOD,NON-CONF SPECIES ROUG	38731	226208	48841	205991
440391 OTH WOOD OAK LOGS NON-CONFIFER	258	258		576
440399 WOOD OF OTHER NON-CONF SPECIES	40680	281815	60515	442136
440410 CONIFEROUS	6400	30325	14291	30058
440420 NON-CONIFEROUS	175	229	560	1428
440799 OTH WOOD NON-CONF.SPECIES	108690	743363	90735	615227
440810 CONIFEROUS SHEET FOR VENEERING	13638	41040	1550	11609
440831 VENEER/DARK RED MERANTI SHEETS				1418
440839 OTH VENEER SHEET/TROPICAL WOOD	1441	28806	13921	51672
440929 OTHER NON-CONIFEROUS WOOD	150	2693	915	7754
441011 PARTICLE BOARD OF WOOD	73	83526	23900	191576
441012 ORENTEED STRAND BOARB UN-WORKED		4554	332	4993
441019 OTH P-BOARD OF LIGNBOUS MATERI			375	772
441090 OTH P-BOARD NOT AGGLOM W-RESIN		324	615	2001
441112 MEDIUM DENSITY BOARD (MDF)	161182	632415	153413	709014
441113 (MDF)THICKNESS 5MM TO 9MM	22569	134313	28436	106625
441114 (MDF)THICKNESS EXCEEDING - 9MM	122521	658793	108132	393339
441192 OTH (MDF)DENSITY EXC 0.8 g/cm3	168	168		7113
441193 OTH (MDF)DENSITY 0.5-0.8g/cm3	64878	727821	144204	596617
441194 OTH (MDF)DENSITY NOT> 0.5g/cm3		6554	913	4858
441210 P-WOOD,VENEER PANELS OF BAMBOO		36	614	780
441231 OTH P-WOOD OF WOOD SHEET -6MM		4080		2170
540772 OTH WOV FAB SYNTH FIL DYED 85%		7627	904	6772

Contd.

10.11 Imports by Economic Categories (Detail)

ITEMS	(In Thousand Rupees)			
	JAN - 2014	FROM JUL-2013	JAN - 2013	FROM JUL-2012
441232 OT P-W OUTER PLY NON-CONIFE-WD	14085	103509	16725	85938
441239 OTH PW CONSIST OF WD SHEET-GMM	7260	23727		75328
441294 OTH BLOCKBOARD,LAMINATED&BATEIN		2578		5542
441299 OTH PW CONSIST OF WOOD SHEET	1312	12740	20830	42205
441400 WOODEN FRAMES FOR PAINTINGS	2157	7808	584	11914
441510 CASES,BOXES,CRATES,SIM/PACKING	137	1950	344	1929
441520 BOX PALLET& OTHER LOAD BOARD		38		4426
442190 OTHER,ARTICLES OF WOOD	11190	47537	6240	72888
450110 NATURAL CORK,RAW/SIMPLY PREPAR		1116		3827
450190 WASTE CORK,CRUSHED,GRANULATED	1003	6442		4662
450310 CORKS AND STOPPERS		5		50
450390 OTHER ARTICLE OF NATURAL CORK		43	17	17
450410 BLOCK PLATE SHEET,STRIP CORK	2983	12957	2525	9943
460290 OTH BASKET/WICKERWORK/LOOFAH	113	1454	199	1000
470100 MECHANICAL WOOD PULP	37754	343496	44473	271131
470200 CHEM WOODPULP,DISSOLVING GRADE	15534	81667	4667	18313
470311 CHEM WOODPULP UNBLECHED CONIFE	84849	427687		154279
470319 CHEM WOODPULP UNEBLE NON CONIFE	3912	9742		
470321 CHEM WOODPULPSEMIHLEACH/BLEACH	347678	2447773	176211	1687743
470329 OTH CHEMWOODPULP BLE/SEMI-BLEH	55037	1649301	65162	1229765
470421 CHEM WOODPULP,S-BLE/BLE CONIFE		7970		5489
470429 CHE W-PULP,S-BLE/BLE NON-CONIF	14377	168242	3752	139997
470500 SEMI-CHEMICAL WOOD PULP	104101	546736	25421	371624
470620 PULP OF FIBRES DERI FROM W-SCR		18763	7312	31421
470692 PULP OTHER CELL MATERIAL CHEM			34	336
470693 PULP OBTAIN.COMBIN OF CHE/MECH				
470710 UN-BLEACHED KRAFT PAPER	6892	211520	2234	35919
470720 RECOVERED PAPER/PAPER BOARD BL		4630		16076
470730 PAPER/PAPERBOARD MACHINE PULP		4596	846	33427
470790 WASTE & SCRAP OF OTHER PAPER	263587	1531975	114205	1166380
480100 NEWSPRINT,IN ROLLS OR SHEETS	480713	3167197	270137	2935293
480210 HAND-MADE PAPER & PAPERBOARD	229	1198	24	1055
480220 PAPER/P-BOARD PHOTO-SENSITIVE		391	65	8562
480240 WALL PAPER BASE			156	181
480254 OTH PAPER & PAPERBOARD<40G/SQM	11331	48011	2876	35543
480255 OTH PAPER&PAPERBOARD>40-G/SQM	307321	1535986	236242	950848
480256 OTH PAPER&PAPERBOARD IN SHEETS		15	159	6710
480257 OTH PAPER WT 40-150 G/M2	20873	244754	23425	161103
480258 PAPER & BOARD WT>150G/M2	26437	183704	38363	263161
480261 OTH PAPER&PAPERBOARD IN ROLLS		3623	197	11439
480262 OTH PAPER&PAPER BOARD IN SHEET	202552	1425519	256437	1258666
480269 OTH U-C CARBONISING BASE PAPER	1909	10289	14	12392
480300 TOILET FACIAC TISSUE/TOWEL ETC	29743	128738	16804	96599
480411 KRAFTINER UN COATED UN-BLEACH	117028	655616	47507	492503
480419 OTH KRAFTLINER UNCOAT ROL/SHEET	33925	334241	28398	264556
480421 SACK KRAFT PAPER,UNBLEACHED	311503	2044699	504206	2209851
480429 OTH SACK KRAFT PAP UN-COT RISH		36845		5279
480431 OTH KRAFT PLBORD WT150G/SQMUNB	11781	202608	30780	221370
480439 OTH UNC K-P/BORD WT150G/SQMUB	53417	172327	13818	110022
480441 OTH KR.P/BORD W>150G<2259-UNEL		691		
540772 OTH WOV FAB SYNTH FIL DYED 85%		7627	904	6772

Contd.

10.11 Imports by Economic Categories (Detail)

(In Thousand Rupees)

ITEMS	JAN - 2014	FROM JUL-2013	JAN - 2013	FROM JUL-2012
480442 OTH KRAFT 150-225G BLECH	216	4275	6464	6464
480449 OTH KRAFT PAPER IN ROCC/SEETS		13323		27116
480451 OTH KRAFT PAPER 225G ON BLEACH		3372		9467
480459 OTH KRAFT PAPER IN ROLL 225G		7499		56226
480511 SEMI-CHEMICAL FLOUTING PAPER	6770	73993	31307	62873
480512 STRAW FLUTING PAPER		2250		
480519 OTHER FLUTING PAPER	41985	155639	92839	245939
480524 TESTLINER ED WT150G/M2 OR LESS	7223	73183	6708	42255
480525 TESTLINER BOARD WT>150 G/M2	16394	135940	9850	62653
480530 WRAPPING PAPER,UNCOAT	23154	210590	33861	174572
480540 FILTER PAPER/PAPERBOARD,UNCOAT	948	17478	2355	10889
480550 FELT PAPER/PAPERBOARD,UNCOATED		1170	1299	2964
480591 OTH P&P/ BOARD<150G UNCOATED	34547	173232	27952	103928
480592 OTH P&P/BOARD 150-225G UNCOAT	9820	71511	15461	81430
480593 OTH P & P BOARD<225G UNCOATED	22810	99126	5749	95275
480610 VEGETABLE PARCHMENT PAPER		3124		7265
480620 GREASEPROOF PAPERS	2652	10512	1675	8847
480630 TRACING PAPERS	1630	16996	6029	18944
480640 CLASSINE/GLAZED TRANSPA PAPER	4936	39980	10391	25919
480700 COMPOSITE P/BOARD STICKING FLA	6616	28838	11	1404
480810 CORRUGATED P&P/BOARD PERFORATED	405	950	715	1699
480840 SACK KRAFT PAPER CREPED/EMBOSD		1844		1874
480890 OTH PAPER,CREPED/EMBOSSED/PERF	3281	21482	1566	16913
480920 SELF COPY PAPER	26975	175751	32719	155264
480990 OTH COPYING / TRANSFER PAPERS	3277	19775	2414	5514
481013 P&P/BOARD FOR WRITING/PRINTING	63774	1138759	102221	1352831
481014 P&P/B IN SHEET 1-SIDE<435/297M				15
481019 OTH PAPER&PAPERBOARD IN SHEET	41990	710571	183774	992412
481022 LIGHT WEIGHT COATED PAPER	2044	5664	5971	53302
481029 OTH LIGHT WEIGHT COATED PAPER	84649	333008	3389	27541
481031 KRAFT PAPER&BOARD WT 150G/M2				559
481032 KRAFT PAPER&P/BOARD WT>150G/M2	2853	27775	18830	31143
481039 OTH KRAFT PAPER&P/BOARD BLEACH	975	9654	6146	36425
481092 OTH PAPER&P/BOARD MULTI-PLY	530739	3830395	410193	3152134
481099 OTH PAPER&P/BOARD COATED	27079	139227	2711	122365
481110 P&P/BOARD,TARRED,BITUMINISED		3389	97	480
481141 GUMMED ADHESIVE PAPER & BOARD	196061	1105811	86116	486334
481149 OTH GUMMED/ADHESIVE P&P/BOARD	3302	101072	6714	89950
481151 PAPER&PAPER BOARD PLASTIC COAT		75		
481159 OTH P&P/BOARD PLASIC COAT.	225190	1704053	153788	1162686
481160 P&P/BOARD COATED WAX COVERED.	62235	397625	36259	314954
481190 OTH P&P/B CELLULOSE WADDING	207211	814789	81214	517322
481320 CIGRETTE PAPER IN ROLL WITH SCM	71414	422331	91377	361687
481390 OTH CIGARET PAPER,BOOKLET/TUBE	26495	277862	42789	266103
481420 WALL PAPER COVERED WITH GRANITE	3313	34409	3709	29586
491199 OTHER, PRINTED MATTER	21402	250099	36598	217216
500200 RAW SILK (NOT THROWN)	13635	35722	2232	68461
500300 SILK WASTE, YARN WASTE&G-STOCK		1490		8920
500400 SILK YARN,NOT RETAIL SALE	51490	218446	36024	299834
500500 YARN SPUN FROM SILK,WASTE NRS	53489	327518	47259	405287
540772 OTH WOJ FAB SYNTH FIL DYED 85%		7627	904	6772

Contd.

10.11 Imports by Economic Categories (Detail)

(In Thousand Rupees)

ITEMS	JAN - 2014	FROM JUL-2013	JAN - 2013	FROM JUL-2012
500790 OTHER SILK FABRICS	123585	470719	32225	600305
510111 SHORN WOOL GREASY			4327	7016
510119 OTHER GREASY FLEECE WSHED WOOL	36859	206506	19970	161788
510121 SHORN WOOL, DEGREASED		8608		
510129 OTHER DEGREASED WOOL NOT CORBO		5060		18268
510130 CARBONISED WOOL	20374	102456	15970	71379
510400 GARNETTED STOCK OF WOOL/A-HAIR				386
510510 CARDED WOOL			110	110
510521 COMBED WOOL IN FRAGMENTS		2481		2031
510529 OTHER WOOLTOPS&COMBED WOOL		24107		14748
510531 FINE ANIMAL HAIR,CARDED/COMBED	3863	22843	3826	3826
510610 YARN OF CARDED WOOL 85% WT WOL	8859	127873	21611	165912
510620 YARN OF CARDED WOOL<85% W WOL	9794	87778	17150	91849
510710 YARN OF COMBED WOOL-WOOL=/>85%		3829		13678
510720 YARN OF COMBED WOOL-WEIGHT<85%		4258	4407	16008
510990 OTH YARN OF WOOL / ANIMAL HAIR				2264
511300 WOV. FAB. COARSE ANIMAL HAIR.		1351		957
520100 COTTON, NOT CARDED OR COMBED.	13491946	31370672	15238652	41918432
520210 YARN WASTE(INCL.THREAD WASTE)		11084	6703	16215
520291 GARNETTED STOCK				33
520299 OTHER COTTON WASTE	14082	63853	6291	16939
520300 COTTON, CARDED OR COMBED.		4702		2295
520411 COTTON SEWING THREAD 85%/MORE		1302		
520419 OTH COTTON SEWING THREAD 85%>	1597	4759	420	6456
520420 COTTON SEWING THREAD,RETL SALE		3709	2090	4019
520511 SIN.COT.YAR.U.COM.FIB.D-714.29	56717	599888	171705	343805
520512 S-COT.YARN UCF.D-232.56-714.29	172604	776254	80874	219594
520513 S-COT.YARN UCF.D-192.31-232.56	73088	245346	37599	62572
520514 S-C. YARN UCF D-125.00-193.31.		4905		21441
520515 S/C YARN UCF.D- 125.00-193.31.	24102	80766	9139	26058
520521 S/C YARN COM.FIB D-714.29/MORE		8737	26597	49300
520522 S/C YARN LF.DX.232.56-714.29	8011	637454	99482	274451
520523 S/C.YARN LF.DX.192.31-232.56	3555	378789	95107	133889
520524 S/C YARN COM.FIB.125-192.31-DX	54435	293702	12274	20126
520526 S/C YARN LF. DX. 106.30-125.		117052	10002	35702
520527 S/C YARN COM.FIB.106-36-125-DX	258605	1659862	311119	684906
520528 S/C YARN COMBED FIB.< 83.33-DX	378051	1927672	201923	602070
520531 MUL/CAB.C/Y.ULF.>714.29DECIITEX	100953	1047048	62610	143362
520532 MUL/CAB C/Y ULF.232.56-714.29D	19133	22539		4192
520534 MUL/CAB.C/Y ULF.125-192.31 DK.		19130		
520535 MUL/CAB.C/Y UN.COM.FIB<125.DX.	116050	822067	212193	485744
520542 MUL/CAB.C/Y CF.232.56-714.29DX	11229	21899	2779	31737
520544 MUL/CAB.C/Y C.FIB-125-192.31DX		11756		
520547 MUL/CAB C.Y CF.83.33-106-38 DX		24802	5347	10548
520548 MUL/CAB.C/Y COM.FIB.< 83.33.DX		43178	376	79235
520611 S/C YARN UN COM. FIB>714.29 DX	6800	44969	26416	45745
520612 S/C YARN UN.COM. FIB.<71429.DX		4100		
520613 S/C.YARN UN.COM.FIB.<832.56DX.	2702	2702		
520614 S/C YARN UN.COM.FIB.<192.31DX		3044		
520615 S/C YARN UN.COM. FIB.<125DX.	975	975		
540772 OTH WOV FAB SYNTH FIL DYED 85%		7627	904	6772

Contd.

10.11 Imports by Economic Categories (Detail)

(In Thousand Rupees)

ITEMS	JAN - 2014	FROM JUL-2013	JAN - 2013	FROM JUL-2012
520621 S/C YARN COMBED FIBRE 714-29DX		30		
520622 S/C YARN COMBED FIB.<714.29DX		7085		9092
520623 S/C YARN COMBED FIB.<232.56DX	7156	9366		756
520632 MUL/CAB C/Y UCF<D714.29,232.56				125
520634 MUL/CAB C/Y UCF <192.31,125DX		252	412	1999
520635 MUL/CAB C/Y UN-COM F/B<125DX		16163		
520642 MUL/CAB C/Y CF<714.29,232.56D		96		
520645 MUL/CAB C/Y COM FIB<125DX				208
520710 C/Y CON>85 % WT OF COT PER-SAL		36		1579
521225 OTH W-FAB COT PRINTED>200G/SQM		1449	55	885
530110 FLAX, RAW OR RETTED	6532	13158		
530121 FLAX,BROKEN OR SCUTCHED N-SPUN		11719		3924
530129 OTH, FLAX,HACKLED NOT SPUN		3459		10806
530130 FLAX TOW AND WASTE INCLY-WASTE				15
530290 OTH,TRUE,HEMP RAW,PROCS N-SPUN				16
530310 JUTE/OTH TEXT EAST FIB RAW/RET	466392	2696309	366541	2633532
530390 OTH, WASTE OF JUTE&TEXTILE FIB	24958	24958		51103
530500 COCONUT,ABACA RAMIE,RAW/PROCE	9844	263265	2820	137275
530610 SINGLE FLAX YARN	19601	65864	2352	14909
530620 MULTIPLE OR CABLED YARN	916	916		390
530710 SINGLE,YARN OF JUTE OR OTH FIB	16630	57087	34901	66772
530720 MULTIPLE OR CABLED YARN(RAMIE)	4607	20004	3039	15973
530810 COIR YARN	3238	24019	3611	25076
531100 WOV FAB OF OTH VEG TEX FIB		1260	1732	3275
540110 SEWING THREAD SYTHA FILAMENT	46331	578829	77709	514642
540120 SEWING THREAD ARTIFICIAL FILAM	253551	1125791	128012	684658
540211 HIGH TENANCITY YARN OF ARAMIDS		4872	9489	9832
540219 OTH HIGH TENANCITY NYLON YARN	3296	7537	2471	20369
540220 HIGH TEN YARN OF POLYESTERS	3800	9463	3700	12170
540231 FILAMENTS YARN NYLON POLY 50	154155	755451	52312	678054
540232 FILAMENTS YARN NYLON/OTH POLY	29576	154290	12720	71620
540233 FILAMENTS YARN OF POLYESTERS	2630223	12605122	1346138	9431583
540234 TEXTURED YARN OF POLYPROPYLENE	4244	44173	5605	44198
540239 OTH, SYNTHETIC FILAMENTS YARN	22334	163416	12289	197243
540244 OTH YARN SINGLE UN-TWIST/TWIST	479856	2851012	407991	2739226
540245 ELASTOMERIC YARN OF NYLON	54412	423015	59874	504365
540246 ELASTOMERIC YAR,POLY-PARTIALLY	5913	24450	2477	27904
540247 ELASTOMERIC YARN OF POLYESTERS	634294	2894094	476821	3144255
540248 O-ELASTOMERIC OF SPANDEX/LYCRA	6922	20525	2891	17371
540249 OTH,YARN,SINGLE,50 TURNS/MIR	36746	266608	28547	132243
540251 OTH S/Y TWIST>50/M NYLON,POLYA	5485	16103	3336	46483
540252 OTH S/Y TWS>50/M OF POLYESTER	39519	322191	51557	206706
540259 OTH S/Y TWS>50M OF OTH POLYEST	4183	76136	10772	93358
540261 OTH Y-MULTIPLE/CAB NYLON/POLYM	56181	292197	43311	251510
540262 OTH Y-MULTI/CAB OF POLYESTER	90695	418823	62472	366149
540269 OTH Y-MULTI/CAB NOT RETAIL SAL	498	11272	1665	16192
540310 HIGH TENACITY YARN OF VISCOE		1	59	1770
540331 OTH Y/S UN-TWST VISCOSE RAYON	956045	5497624	637745	4376708
540332 OTH Y/S VIS RAY >120TURNS/MIRS	322670	1671888	311051	2157568
540333 OTH YARN,SINGLE CELLULOSE ACET		9670		20722
540772 OTH WOV FAB SYNTH FIL DYED 85%		7627	904	6722

Contd.

10.11 Imports by Economic Categories (Detail)

(In Thousand Rupees)

ITEMS	JAN - 2014	FROM JUL-2013	JAN - 2013	FROM JUL-2012
540339 OTH ARTIF FILAMENT YARN SINGL	40323	230441	75694	308852
540341 OTHER YARN OF VISCOSE RAYON	768	110036	14302	103031
540349 OTH ARTI FILAMENT YRN VIS RAYO	755	1440		
540411 ELASTOMERIC SYN-MONOFILAMENT	54	1547		
540412 OTH MONOFILAMENT OF POLYPROPYL		13167	3704	14763
540419 OTH SYN MONOFILAMENT OF 67-DEX	10586	63745	12137	57096
540490 OTH SYNTH YARN & SYNTH TEK MAT	9854	124113	263	58016
540834 OTH WOV FAB ART.FIL YARN PRINT		8		1
550110 SYN FIL TOW NYLON/OOPOLYAMIDES		169	20	862
550120 SYN FILAMENT TOW OF POLYESTERS	12624	54947	5316	30084
550130 ACRYLIC OR MODACRYLIC	446277	1758151	323044	1390727
550140 SYN FILAMENT TOW-POLYPROPYLENE			1071	1071
550190 SYNTHETIC FILAMENT TOW,N.S.	15325	38110	12258	17298
550200 ARTIFICIAL FILAMENT TOW	629920	2918134	337772	2021758
550311 SYN STAPL FIB OF NY OF ARAMIDS	3569	12291	268	2244
550319 OTH SYN STSPL FIB NOT CARD/COM	5802	53070	8892	48308
550320 SYN STA FIB POLYESTER N-CRD/CD	1311952	8050558	1312347	7730522
550330 SYN STA FIB ACRYLIC N-CRD/COMD	241670	1987830	118292	2040321
550340 SYN STAFIB POLYPROPYLENE N-C/C				367
550390 SYN STAPLE FIB NOT CARDED/COMB	7021	26361	5945	62276
550410 ART-STA FIB VIS RAYON N-CRD/CO	1398079	7745550	1112322	7492948
550490 OTH ART STAPLE FIB NOT CARDED	551494	2548421	127697	739852
550510 WASTE SYNTHETIC FIBRES	2001	4460	1958	5079
550520 WASTE ARTIFICIAL FIBRES			1099	1099
550610 SYN STA FIB CRD,COM SPIN NYLON			10	689
550620 SYN STA FIB CRD,COM SPN POLYES	58560	208336	36710	128871
550630 ACRYLIC FIBRES CARDED/COMBED		8805		85314
550690 SYNTHETI FIB CARDED/COMBED NS		58	219	2999
550700 ARTIFI STAPLE FIB CARDED/COM		1051		1181
550810 SEWING THREAD SYN STAPLE FIBRE	8485	72441	10589	48005
550820 SEWING THREAD ART STAPLE FIBRE	28220	68922	760	771
550911 S/Y STA FIB 86% WT NYLON	35151	351176	46214	157994
550912 MULTI CAB YRN SYN FIB NYL 85%W	1259	127109	37897	260401
550921 S/Y SYN STA FIB 85% WT POLYSTR	359067	3169036	279660	2796554
550922 MULTI STA FIB 85% W POLYESTER	41790	432494	42832	348286
550931 SINGLE YARN85% OR MORE ACRYLIC	72152	97168	31202	131847
550932 MUL/CAB YARN 85% ACRYLIC FIB	108610	215148	117681	214737
550941 SINGLE YARN 85% WT SYN STA FIB	18730	47437		2744
550942 MUL/CAB YARN SYN STA FIB 85%WT		1476	625	775
550951 O/YRN POLYES STA FIB MIX ARTIF	155137	1054948	91285	690136
550952 O/YRN MX WITH WOOL/FINE A-HAIR		1166		743
550953 OTH YRN OF POLYESTER MIX COTIN	4774	15903	498	2680
550959 OTH YRN OF POLY STAPLE FIBRE	44358	259624	41225	190781
550961 O/YRN OF ACRYLIC S-FIB MX WOOL		49823		
550969 YARN ACRYLIC FIB NOT FOR R-SAL	62209	357014	39386	217280
550999 OTH YARN SYN FIB NOT FOR R-SAL	5500	59962	21734	79277
551011 S/YRN ART STA FIB>85% STAPLE-F	63529	538263	17574	193348
551012 MUL/CAB YARN ART STA FIB>85%W		25238	5545	45147
551020 O/YRN ART STA FIB MX WOL/F-HAI				2652
551090 O/YRN ATT STA FIB<85%ART ATA-F	16643	46395	565	16081
540772 OTH WOV FAB SYNTH FIL DYED 85%		7627	904	6772

Contd.

10.11 Imports by Economic Categories (Detail)

(In Thousand Rupees)

ITEMS	JAN - 2014	FROM JUL-2013	JAN - 2013	FROM JUL-2012
551110 YARN 85%MORE OF SYN STAP FIBRE				484
551120 YARN<85% BY WT SYN STAP FIBRE		1649		
560290 OTH FELTS,NOT IMPREGNATE,COAT	8375	64556	3139	43902
560311 N-WOVNS, M-MADE FILA>25G/SQM	112679	352539	34515	206788
560312 N-WOV,M-MAD FIL>25G/SQM>70GSQM	125518	406480	44460	298378
560313 N-WOVNS,M-MAD FIL>70G/SQM>150G	42937	235814	13019	90365
560314 N-WOV,M-MAD FLAME WT>150G/SQM	28635	110685	14850	90626
560391 OTH NONWOVENS, WT>25 G/SQM		1338		900
560392 OTH N-WOV,WT>25G/SQM>70 G/SQM	5032	34184	2330	36415
560393 OTH,NON WOVEN>70G/SQM>150G/SQM	2787	23751	5303	22134
560394 OTH,N-WOVEN WEIGHING>150G/SQM	174904	843916	65750	842820
560410 RUBBER THREA AND CORD,TEX COVE	6066	44310	5813	36356
560490 OTHER,TEXTILE COVERED MATERIAL	6243	61405	6634	43053
581099 OTH TEXTILE MATERIAL.	6554	58850	11874	26661
581100 QUILTED TEXTILE PRODUCT PIECE.	21226	47767	2486	29545
590110 TEX FAB.GUM COATED/AMYLAC,SUBS	4718	33764	5383	29383
590290 OTH,TYRE CORD FAB YARN VIS-RYN			131	2224
590310 TEX.FAB.IMP,COV/LMID PICAL.	112133	682293	76036	753415
590320 TEX.FAB IMP,COATED,POLYURETHAN	117721	674555	66995	503417
590490 OTH FLOOR COVERINGS, LINOLEUM				1272
590500 TEXTILE WALL COVERINGS.		79	3	212
590610 ADHESIVE TAPE < 20 CM	801	8558	16	5497
590691 RUBBERISED TEX FAB,KNIT/CROCH	4926	6821	1255	2219
590699 OTHER,RUBBERISED TEX FAB,N.S	31617	167956	12248	88859
590700 TEXTILE FABRICS O/W IMPG/COATD	48421	220673	30028	260317
630800 SETS OF WOVEN FABRICS AND YARN		70		111
630900 WORN CLOTHING&OTH WORN ARTICLE	1401874	10726424	1240962	8501050
631010 USED&NEW RAGS,SCRAP,TWINE,ETC		2509	1824	6979
640590 OTHER FOOTWEAR	2006	81071	2347	54790
640610 OTH PARTS OF FOOTWEAR N.S.	2870	19061	728	4077
640620 OUTER SOLE/HEEL OF RUB/PLASTIC	41470	90109	6670	42888
640690 PARTS OF FOOTWEAR/OTH MATERIAL	14861	61243	4416	32555
650100 HAT-FORM/BODY,HOODS OF FELT		23		4
700800 MUL-WALLED INSULATE UNIT GLASS	6918	19463	3155	16967
700910 REAR VIEW MIRRORS FOR VEHICLES	3604	23552	7644	34986
700991 UNFRAMED GLASS MIRRORS	98208	372643	63389	371525
701399 O-GLASSWARE INDOOR DECORATION	173595	901620	101995	661524
701890 OTH GLASS ART O/T IMI-JEWELERY	2409	31917	8410	25235
701911 SILVER/ROVINGYARN C/STAND=50MM		1078	429	2060
701912 ROVINGS	5957	34491	9289	36597
702000 OTH ARTICLES OF GLASS	2261	77733	3574	24140
710110 NATURAL PEARLS				228
710121 CULTURED PEARLS UNWORKED		99		
710239 OTH NON-IND DIAMOND WORK,N-MOU		80		
710310 UN-WORKED/SIMPLY SAWN PRE-STON	107	3020	370	15070
710399 OTH SEMI/PRE STONES WORKED N.S		4980		9510
710590 OTH DUST/POWDER NAT SYN PRE ST	66	279		
710610 SILVER POWDER	6	6		10540
710691 SILVER UNWROUGHT		615119		12763
710692 SEMI-MANUFACTURED SILVER	10727	65559		110407
540772 OTH WOV FAB SYNTH FIL DYED 85%		7627	904	6772

Contd.

10.11 Imports by Economic Categories (Detail)

(In Thousand Rupees)

ITEMS	JAN - 2014	FROM JUL-2013	JAN - 2013	FROM JUL-2012
711011 PLATINIUM UNWROUGHT/POWDER FORM				334
711019 OTH PLATINIUM OTH SEM MFG FORM		17		3627
711029 OTH PALLIDIUM OTH SEM MFG FORM				2885
711031 RHODIUM UNWROUGHT POWDER				1736
711049 OTH MET-PLAT GRUD/ALLOY S-MED F		13		
730890 OTH STRUCTURE OF IRON OR STEEL	233706	2336102	521968	3154438
730900 RESERVOIRS,TANKS,VATS SIMICONT	45249	123925	4114	22705
731010 TANKS,CASKS,DRUMS,CANS,BOX>50	10252	39913	271	22172
731021 CAN,CLOSED BY SOLD/CIMP CAP<50	21208	82109	6083	87644
731029 OTH TANK,CASK,DRUM,BOX CAP<50	68750	362366	16773	257117
761090 ALUM STRUCTURE & PARTS N.E.S.	13830	57290	11550	105001
761100 ALUM RESERVOIRS,TANKS VATS ETC		213		606
761210 COLLAPSIBLE TUBULAR CONTA ALUM	3760	20521	2879	15803
761290 OTH CASKS,DRUM,CAN,BOXES ALUMI	171482	989162	5753	467822
890800 VESSELS&F-STRU FOR BRAKING UP	5373037	57259525	10009044	38879213
900110 OPTICAL FIB,OPTI FIB BUNDLES	30788	175351	4050	78817
900130 CONTACT LENSES.	191	8154	1276	17029
900140 SPECTACLE LENSES OF GLASS.	2596	21941	1503	12665
900150 SPECTACLE LENSES OTH MATERIAL	1132	3570	1024	5923
900190 OTH LENSES, PRISMS, MIRRORS	48	3229	126	2707
900211 OBJECTIVE LENSE CAMRA/PROJECTOR	590	2822	426	9107
900219 OTHER OBJECTIVE LENSES.	818	1438	445	3419
900220 FILTERS FOR OBJECTIVE LENSES	98	124		1184
900290 OTH,MOUNTED OPTICAL ELEMENTS	267	7144	270	3028
900311 FRAMS,MOUNTINGS OF PLASTICS	419	1235	580	4177
900319 FRAM,MOUNTING OF OTH MATERIAL	2132	12398	1648	22458
900390 PART FOR FRAMES&MOUNT SPECATLE	148	244	550	569
900410 SPECTACLES,GOGGLES SUNGLASSES	25578	152093	21417	130490
900590 PARTS/ACCESSORIE OF BINOCULARS		507	182	869
900630 CAMERA USED IN UNDERWATE SURVY		82		7374
900640 INSTANT PRINT CAMERAS		2830		
900653 OTH CAMERA ROLL FILM OF35MM		346	349	349
900659 OTH CAMERA PHOTOGRAPHIC		300	123	1255
900661 DISCHARGE LAM FLASHLIGHT APPAR		93	10	636
900669 OTH PH-GRAPHIC FLASHLIGHT APPA	29	1871	63	233
900691 PARTS,ACCE PHOTOGRAPHIC CAMERA	312	1955	359	6068
B. CAPITAL GOODS TOTAL	25427042	168070321	23898227*	174063656
250100 SALT/PURE SODIUM CHLORIDE	3178	17925	623	16445
250200 UNROASTED IRON PYRITES				4
250300 SULPHUR OF ALL KINDS	60162	713283	95357	654580
250410 NATURAL GRAPHITE OF ALL KINDS	14645	55226	12491	58250
250490 OTHER,NATURAL GRAPHITE		246	366	615
250510 SILICA SANDS AND QUARTZ SANDS	1105	10676	71	2795
250590 OTHER NATURAL SANDS	2052	8563	1036	3584
250610 QUARTZ (O/T NATURAL SANDS)	39	215	132	335
250620 QUARTZITE ROUGHLY TRIMMED		3029		1924
250700 KAOLIN & OTH KAOLIN CLAYS	85972	455344	32666	280887
540772 OTH WOJ FAB SYNTH FIL DYED 85%		7627	904	6772

Contd.

10.11 Imports by Economic Categories (Detail)

(In Thousand Rupees)

ITEMS	JAN - 2014	FROM JUL-2013	JAN - 2013	FROM JUL-2012
250810 BENTONITE	3373	41159	4428	87724
250830 FIRE-CLAY	848	1974	1017	1745
250840 OTHER CLAYS	4421	28456	4499	28845
250860 MULLITE			30	30
250900 CHALK	8542	68851	1528	98156
251110 NATURAL BARIUM SULPHATE	4421	175571	12699	92859
251200 SILICEOUS FOSSIL MEALS	5522	16909	2070	11090
251310 PUMIC STONE W/NOT HEAT TREATED	3757	26299	1780	19098
251320 EMERY,NATURAL CORUNDUM,GARNET	5000	31785	5944	30440
251511 MARBLE/TRAVERTINE,CRUDE ROUGH	40077	97622	525	15887
251512 MARBLE,TRAVERTINE,MERELY CUT	1213	6878	636	6086
251611 GRANITE,CRUDE/ROUGHLY TRIMMED	340	7576	2119	5506
251612 GRANITE,MERELY CUT,BY SAWING		668	325	413
251620 SANDSTONE,CRUDE/ROUGHLY TRIMED	784	3213		
251690 OTH MONUMENTAL BUILDING STONE		2311		462
251710 PEBBLES,GRAVEL/CRUSH STONE ETC		427		
251741 GRANULES,CHIP & POWDER,MARBLE	2734	4894		
251749 OTH GRANULE,CHIPPING & POWDER	128	128		
251810 DOLOMITE, NOT CALCINED		1260	1009	1009
251830 DOLOMITE RAMMING MAX	1658	1658	4734	12200
251990 OTH FUSED MAGNESTA,DEAD BURNED	17599	67942	2468	58395
252010 GYPSUM; ANHYDRITE	9206	24674	1315	17538
252020 PLASTERS OF CALCINED GYPSUM		3367	521	1888
252210 QUICKLIME		165	59	136
252220 SLAKED LIME		2639		1820
252230 HYDRAULIC LIME		50		1137
252310 CEMENT CLINKERS		1027		
252321 WHITE PORTLAND CEMENT		1512	745	3631
252329 OTHER PORTLAND CEMENT	61022	165866	9344	114201
252330 ALUMINOUS CEMENT(CEMENT FONDU)		14170	1431	10597
252390 OTHER HYDRAULIC CEMENTS	17634	294914	49913	192247
252410 ASBESTOS CROCIDOLITE				3085
252490 OTHER ASBESTOS		167875	4518	232052
252520 MICA POWDER		3425		3721
252610 NATURAL STEATITE,NOT CRUSHED	393748	1983242	7761	169578
252620 NATURAL STEATITE,CRUSH/POWDER		11903	1070	16282
252910 FELDSPAR	119	169		
252922 FLUORSPAR>97% CALCIUM FLORIDE		232	186	633
252930 LEUCITE;NEPHELINE,NEPH SYENITE			1044	1044
253010 VERMICULITE,PERLITE CHLORITES	1011	1754		354
253020 KIBSERRIT,EPSOMITE(NAT MAG SULP				731
253090 OTHER,MINERAL SUBSTANCES	41293	257131	20464	221136
260111 IRON ORES,CONCEN,NON-AGGLOMERT		904409	6328	291270
260112 IRON ORES CONCEN,AGGLOMERATED	67	67		1304108
260200 MAGANESE ORES & CONCENTRATES				30682
260700 LEAD ORES AND CONCENTRATES	429	5452	1057	3579
261000 CHROMIUM ORES AND CONCENTRATES	2791	5386	7266	24841
261400 TITANIUM ORES & CONCENTRATES		16904		21794
261710 ANTIMONEY ORES AND CONCENTRATE		41		
261790 OTHER ORES AND CONCENTRATES			30	68
540772 OTH WOJ FAB SYNTH FIL DYED 85%		7627	904	6772

Contd.

10.11 Imports by Economic Categories (Detail)

(In Thousand Rupees)

ITEMS	JAN - 2014	FROM JUL-2013	JAN - 2013	FROM JUL-2012
261800 GRANULATED SLAG M/G IRON,STEEL		236		403
261900 SLAG,DROSS OTH WASTE,IRN/STL	4259	18284	1394	6189
262011 HARD ZINC SPILT MAINLY OF ZINC		1783		906
262019 OTH,ASHERESIDUE C/MAINLY ZINC	5171	12950		2826
262040 ASHERESIDUE MAINLY OF ALUMINIUM	10513	10513		877
262190 OTH SLAG &ASH,RESIDUES M-WAST		5569	512	1054
270111 ANTHRACITE NOT AGGLOMERATED		3933		4431
270112 BITUMINOUS COAL,,NOT AGGLOMERAT		124726		
270119 OTHER COAL,,NOT AGGLOMERATED	2913189	13191666	4293630	28221382
270120 BRIQUETTES SIMILAR SOLID FUEL	237	1043	1112	1441
270210 LIGNITE NOT AGGLOMERATED	2421	3234	1199	3440
270300 PEAT INCLPEAT LITTER		6284		7056
270400 COKE/SEMI OF COAL,RETORT CAREN	448802	1626239	80360	977928
270500 COAL GAS,WATER GAS,SIMILAR GAS	469	469		565
270600 TAR FROM COAL/LIGNITE/PEAT ETC		1594		3067
270710 BENZOLE (BENZENE)	29827	29827		981
270730 XYLENE (XYLENES)	129399	1238517	54102	922683
270740 NAPHTHALENE		7620		
270750 OTH STOCK FOR CARBON BLACK	4424	239138	4250	95531
270791 CREOSOTE OILS	65	65		1028
270799 OTH OIL /PROD DISTILLION COAL/TAR	57338	348125	124212	521264
271019 KEROSENE,INCL KER.TY. JET FUEL	983038	6307787	538373	5948373
271129 OTH GAS HYDROCARBON GAS STATE		5941	97	4339
271210 PETROLEUM JELLY	8071	103902	20194	120073
271220 PARAFIN/WAX,CONT WT<0.75%OIL	18475	164734	41581	274297
271390 OTH RESIDUE PETROLEUM BITUMEN	1004	1004	59	1058
271410 BITUMEN OIL SHALE & TAR SANDS		35329		
271500 BITUMEN MIXTURES,NATURAL	5430	259631	482	92888
280110 CHLORINE		1093		
280120 IODINE	54501	205746	33160	204004
280200 SULPHUR,SUB/PRE COLLI.SULPHER	813	7298	752	7654
280300 CARBON(INCL CARBON BLACK)NES	97036	583709	145866	648805
280410 HYDROGEN.	155	4194	577	1555
280421 ARGON	1278	38197	5284	43536
280429 OTHER, RARE GASES.	15434	95445	10609	53607
280430 NITROGEN		480		2693
280440 OXYGEN		19336	5070	87701
280450 BORON, TELLURIUM		261		
280461 SILICON CON & 99.99% BY WEIGHT		4331		4800
280469 OTHER SILICON	10085	21506	519	7128
280470 PHOSPHORUS	12513	43522	7478	45530
280480 ARSENIC		10039	2440	4247
280490 SELENIUM	16741	68427		32555
280512 CALCIUM				20735
280519 OTHER ALKALI METALS	7008	16112	17	8010
280530 RARE-EARTH METAL NS			23	23
280540 MERCURY		3073		1223
280610 HYDROGEN CHLORIDE (HCL ACID)		1911	1917	2271
280620 CHLOROSULPHURIC ACID				12326
280700 SULPHURIC ACID; OLEUM		2648		1435
540772 OTH WOV FAB SYNTH FIL DYED 85%		7627	904	6772

Contd.

10.11 Imports by Economic Categories (Detail)

(In Thousand Rupees)

ITEMS	JAN - 2014	FROM JUL-2013	JAN - 2013	FROM JUL-2012
280800 NITRIC ACID;SULPHONITRIC ACIDS	14898	80585	12038	73107
280910 DIPHOSPHORUS PENTAOXIDE		2303		4240
280920 PHOSPHORIC/POLPHOSPHORIC ACIDS	1157389	14104887	1566502	18372871
281000 OXIDES OF BORON;BORIC ACIDS	20103	110643	18344	87320
281111 HYDROGEN FLUORIDE	460	1821		6993
281119 OTHER INORGANIC ACIDS.	8121	83291	12514	84372
281121 CARBON DIOXIDE	1444	197445	1848	186292
281122 SILICON DIOXIDE (SILICA)	79539	346593	50686	273112
281129 OTH INORGANIC OXYGEN COMPOUNDS	2449	13499	3176	8215
281210 CHLORIDES AND CHLORIDE OXIDES	15	74		701
281290 OTH HALIDE/HALIDE OXIDES		8946	967	4543
281390 OTH SUPHIDE OF NON-METALS		426	8954	15689
281410 ANHYDROUS AMMONIA		2543		24533
281420 AMMONIA IN AQUEOUS SOLUTION	88	2390	586	41345
281511 SODIUM HYDROXIDE SOLID	10210	37363	7649	27999
281512 SODIUM HYDROXIDE AQUEOUS SOL	993	1504	224	14505
281520 POTASSIUM HYDROXIDE (CAUSTIC)	19261	138197	13027	55119
281530 PEROXIDES OF SODIUM/POTASSIUM	4	4	174	252
281610 HYDROXIDE/PEROXIDE OF MAGNESUM	4440	23482	2144	35527
281640 STRONTIUM,OXIDE,H-OXIDE,PEROXI	5	5	5	12
281700 ZINC OKIDE;ZINC PEROXIDE	24488	123934	13914	133556
281810 ARTIFICIAL CORUNDUM NOT DEFIN	6180	19589	454	17549
281820 ALUMINIUM OXIDE O/T ARTIFICIAL	16596	90758	13308	75971
281830 ALUMINIUM HYDROXIDE	64793	289986	18040	199738
281910 CHROMIUM TRIOXIDE	291	51796	7565	44276
281990 OTH,CHROMIUM OXIDES&HYDROXIDE		11078	1404	10328
282010 MANGANESE DIOXIDE	4240	18070		11951
282090 OTHER, MANGANESE OXIDES	794	1620		2639
282110 IRON OKIDES AND HYDROXIDES	51838	211904	52675	277201
282120 EARTH COLOURS				212
282200 COBALT OXIDE & HYDROXIDE	8252	43653	3157	37505
282300 TITANIUM OXIDES.	9960	141310	12322	103414
282410 LEAD MONOXIDE(LITHARGE,MASICOT	3706	10196		8789
282490 OTHER, LEAD OXIDES		807		574
282510 HYDRAZINE, YDROXYLAMINE SALT	10980	49256	17	27066
282520 LITHIUM OKIDE AND HYDROXIDE		7393		12263
282530 VANADIUM OKIDES AND HYDROXIDES		34820		7144
282540 NICKEL OXIDES AND HYDROXIDES		1969	15	29
282550 COPPER OXIDES AND HYDROXIDES		11615	3978	3978
282570 MOLYBDENUM OXIDES/DIOXIDES	47	64	53	54
282580 ANTIMONY OXIDES	5469	62560		91826
282590 OTH INORGANIC BASE/METAL OXIDE		9915	38	8376
282619 OTHER, FLOURIDES	3195	12560	2588	13893
282630 SODIUM HEXAFLOROALUMINATE		2078		21
282690 OTHER,COMPLEX FLUORINE SALTS	597	6351	1053	6285
282710 AMMONIUM CHLORIDE	8435	41251	13348	111865
282720 CALCIUM CHLORIDE	7768	18084	10499	39916
282731 CHLORIDES OF MAGNESIUM	1434	11667	1504	10889
282732 CHLORIDES OF ALUMINIUM		2393		1094
282735 CHLORIDES OF NICKEL	2218	9652	1100	12720
540772 OTH WOJ FAB SYNTH FIL DYED 85%		7627	904	6772

Contd.

10.11 Imports by Economic Categories (Detail)

(In Thousand Rupees)

ITEMS	JAN - 2014	FROM JUL-2013	JAN - 2013	FROM JUL-2012
282739 OTHER CHLORIDES:	4896	40065	9969	100974
282741 CHLORIDE OXIDE/HYDROXIDE COPPER				94
282749 OTH CHLORIDE OXIDE/HYDROXIDES	215	407		2649
282751 SODIUM POTASSIUM BROMIDES		675		2618
282759 OTH BROMIDE/BROMIDE OXIDE	1990	8607	33	2822
282760 IODIDES AND IODIDE OXIDES	10184	20660	2469	19019
282810 COM CAL HYP (BLEACHING POWDER)		957		1016
282890 OTH HYPOCHLORITES/HYPOBROMITES	4899	16513	2515	21020
282911 CHLORATES OF SODIUM	1339	6783	2523	11956
282919 OTH CHLORATES/PERCHLORATES	48483	324894	27427	221127
282990 OTH BROMATES/PERBROMATE/IODATE	290	2348	55	25595
283010 SODIUM SULPHIDES	79375	480119	65496	435957
283090 OTH, SULPHIDES, POLYSULPHIDES		8955		380
283110 SODIUM DITHIONITE,SULPHOXYLATE	114102	577766	110605	612787
283190 OTH DITHIONITE & SULPHOXYLATE	26211	329240	65964	391161
283210 SODIUM SULPHITES(NEUTRAL)	44862	201646	23072	162940
283220 OTHER SULPHITES		1385	3432	8560
283230 THIOSULPHATES		5802	22	2498
283311 DISODIUM SULPHATE	134668	558352	128602	451042
283319 OTHER SODIUM SULPHATES	1501	13352	3640	19320
283321 MAGNESIUM SULPHATE(EPSOM SLATE)	3233	7535	1924	13851
283322 SULPHATES OF ALUMINIUM	4282	36111	4635	18427
283324 SULPHATES OF NICKLE	13008	47867	2339	43482
283325 SULPHATES OF COPPER	13418	77966	11824	30893
283327 SULPHATES OF BARIUM	9041	41407	886	27676
283329 OTHER SULPHATES	57148	485039	45772	442548
283330 ALUMS	798	1466		156
283340 PEROXOSULPHATES(PERSULPHATES)	3958	31994	30	13055
283410 NITRITES	5736	32029	2097	38286
283421 NITRATES OF POTASSIUM	1175	38858	15308	57417
283429 OTHER, NITRATES	9410	46810	14443	42036
283510 PHOSPHINATES & PHOSPHONATES	2906	30637		9672
283522 PHOSPHATES OF MONO-OR DISODIUM	25570	87112	17381	108905
283524 PHOSPHATES OF POTASSIUM	12413	25432	64	8720
283525 CALCIUM HYDROGEN-ORTHOPHOSPHAT	53100	433560	104836	523510
283526 OTH CALCIUM PHOSPHATE (PURE)	22177	123491	2244	246846
283529 OTHER, PHOSPHATES	1660	19007	2161	31229
283531 SODIUM TRIPHOSPHATE	75641	502611	66893	380403
283539 OTHER, POLYPHOSPHATES	24841	106780	17388	93323
283620 DISODIUM CARBONATE NATURAL	127776	828894	189205	999386
283630 SODIUM HYDROGEN CARBONATE	21885	83391	14886	94656
283640 POTASSIUM CARBONATE	72823	235126	3950	110648
283650 CALCIUM CARBONATE	16987	80466	15459	81558
283660 BARIUM CARBONATE	17264	89583	6242	88965
283691 LITHIUM CARBONATE			223	675
283692 STRONTIUM CARBONATE		3		134
283699 OTHER, CARBONATES	49904	382649	22067	327962
283711 CYANIDES OF SODIUM	11515	46246	7070	32538
283719 OTH CYANIDE/OXIDES		2157	1565	1791
283720 COMPLEX CYANIDES	7	786		746
540772 OTH WOV FAB SYNTH FIL DYED 85%		7627	904	6772

Contd.

10.11 Imports by Economic Categories (Detail)

(In Thousand Rupees)

ITEMS	JAN - 2014	FROM JUL-2013	JAN - 2013	FROM JUL-2012
283911 SODIUM METASILICATES		8093	1790	12367
283919 OTHER, SILICATES		11602	2561	12126
283990 OTHER, METAL SILICATE	4704	21582	4203	21121
284011 SODIUM TETRABORATE ANHYDROUS			737	864
284019 OTH DISODIUM TETRABORAT(REFINE	17528	82332	17567	92696
284020 OTHER, BORATES	42606	50702	63	63
284030 PEROXOBORATES (PERBORATES)	7189	43721	6529	38947
284130 SODIUM DICHROMATE	37730	239608	27589	170230
284150 OTH CHROMATE DI/PER CHROMATES	309	7786		34
284161 POTASSIUM PERMANGANATE		16446		12058
284169 OTH MAGANITE MAGANATE/PERMAGAN	15	15		16
284170 MOLYBDATES	50	2467	4920	11145
284190 OTH,SALT OXOMETALIC/PEROX ACID	339	3974		7267
284210 DOUBLE OR COMPLEX SILICATES.	8750	51262	3458	35983
284290 OTHER SALTS OF INORGANIC ACIDS	9001	23042	317	5912
284321 SILVER NITRATE.	609	1312	164	27176
284329 OTHER,SILVER COMPOUNDS	2355	5239	1048	10600
284330 GOLD COMPOUNDS.		124		92
284390 OTHER COMPOUNDS,AMALGAMS	41	5185		3496
284410 NATURAL URANIUM,ITS COMP ALLOY			297	306
284430 URANIUM DEPLET THORIUM IT COMP		30		124
284440 RADIOACTIVE EL/ISOTOP COMP ALY	11386	152894	8839	122530
284590 OTH ISOTOPE & THEIR COMPOUNDS				337
284610 CERIUM COMPOUNDS.	23	921		3062
284690 OTH RARE EARTH METAL COMPOUNDS	96	418	177	4837
284700 HYDROGEN PEROXIDE SO-WITH UREA	23420	289956	21767	195824
284800 PHOSPHIDES,CHEMICALLY DEFINED		2194		
284910 CALCIUM CARBIDES	55509	319034	19788	343198
284920 SILICON CARBIDE	4143	10456	5286	25282
284990 OTHER CARBIDE		65	108	139
285000 HYDRIDE,NITRIDE,AZIDE,BRMD ETC	2448	3510	306	2998
285210 INORG/ORGANIC COMP OF MERCURY	2460	8436	1972	5824
285290 OTH INORG/ORGA COMP-MERCURY	19	3741		3984
285300 OTH INORGANIC COFM AMALGAMS	134	3665	39	1481
290899 OTH SULPHONATED DER OF PHENOLS	11631	37544	137	31638
290911 DIETHYL ETHER	47	232		663
290919 OTHER, ACYLIC ETHER	2050	26026	3904	25054
290920 CYCLANIC,CYC ETHER HALOGEN DER		957	45	1005
290930 AROMATIC ETHER HALOGEN SULPH'T	10512	59043	9060	42219
290941 2,2-OXYDIETHANOL(DIETHYL GLYCL	68527	390690	72703	296426
290943 MONOBUTYL ETHER,ETHYLEN GLYCOL	15314	87892	10737	40827
290944 MONOALKYL ETHER,ETHYLEN,GLYCOL	20397	214205	38340	191054
290949 OTH,ETHERS THEIR DERIVATIVES	9105	122939	14270	99178
290950 ETHER-PHENOLS,ETHERALCH PHENOL	747	10946	927	4133
290960 ALCH PEROXID,ETH PEROXID,KETON	17646	126398	18056	100681
291010 OXIRANE (ETHYLENE OXIDE)	4071	9188	1608	11057
291020 METHYLOXIRANE(PROPYLENE OXIDE)				117
291030 1-CHLORO-2,3-EPOXYPROPANE		13451		98
291090 OTH,EPOXIDE,EPOXYALCH,EPOXYPHL	616	4903		6586
291100 ACETAL HEM/ACETAL,OKYFUNC HEL				644
540772 OTH WOJ FAB SYNTH FIL DYED 85%		7627	904	6772

Contd.

10.11 Imports by Economic Categories (Detail)

(In Thousand Rupees)

ITEMS	JAN - 2014	FROM JUL-2013	JAN - 2013	FROM JUL-2012
291211 METHANE WITHOUT OTH OXYGN FUNC		4061		5832
291212 ETHANE WITHOUT OTH OXYGEN FUNC		734		9421
291219 OTH,ACYCLIC ALDEHYD W/O OTHOKY	16643	86744	19595	58533
291221 BENZALDEHYDE W/O OTH OKY FUNC		411	3971	4225
291229 OTH CYCLIC ALDEHYD W/O OXY FUN	2918	25415	531	24498
291241 VANILLIN(4-HYDROKY-3-METHOKYBZ	20547	56866	3900	31581
291242 ETHYLVANILIN(3-ETHOKY-4HYDROKY		19336	9853	19022
291249 OTH ALDEHYDE-ETHER/PHENOL/OXYG	357	976		2046
291250 CYCLIC POLYMERS OF ALDEHYES		196		9
291260 PARAFORMALDEHYDE	2093	17541	1769	22454
291300 HALOGEN,SULPHONAT,NITRAT DERV	11	23		136
291411 ACETONE	5515	62493	1637	47513
291412 BUTANONE(METHYL ETHYL KETONE)	2238	242232	10401	172693
291413 4-METHYLPENTAN-2-ONE	3826	14111	11	8451
291419 OTH,ACYCLIC KETONE W-OUT OXY-F		1179	172	548
291422 CYCLOHEXANONE,METHYLCYCLOHEXON	13599	85011	3132	33304
291423 IONONES AND METHYLIONONES	347	6288		7539
291429 OTH,CYCLANIC ETC W/O OTHOKYGN	4172	21631	4031	27647
291431 PHENYLACETONE(1-PHENYLPROPAN-2				631
291439 OTH,AROMATIC KETONE W/O OXYGEN	264	1944	929	2331
291440 KETONE-ALCOHOL KETONE-ALDEHYDE	429	63754	3515	42794
291450 KETONE-PHENOL/KETONE W/O OXYGN	2658	18416	4218	18742
291461 ANTHRAQUINONE		3551		3280
291469 OTHER QUINONES		22052	2419	24076
291470 HALGENATED,SULPHONATED,DERIVA		5879	12	2136
291899 OTH INDREDIENTS FOR PESTICIDES	45412	302397	58811	343982
291990 OTH PHOSPHORIC ESTER/SALT/DERI	11219	66458	6463	28127
292090 OTH ESTER OTH INORGANIC ACID	4385	64855	32595	72927
292111 METHYLAMINE,DI/TRI & ITS SALT	12347	54497	6097	54675
292119 OTH ACYCLIC MONOAMIN/DERV/SALT	1901	15059	4371	18338
292121 ETHYLENEDIAMINE AND ITS SALTS	3799	27693	10383	30522
292122 HEXAMETHYLENEDIAMINE/ITS SALTS		5497		5420
292129 OTH ACYCLIC POLYAMIN/DERV/SALT	4262	25522	7121	21331
292130 CY-CLANIC,LENIC LOTERPENI/SALT	3726	40070	4824	30857
292141 ANILINE AND ITS SALTS		9448	239	1634
292142 ANILINE DERIVATIVES/ITS SALT	28556	176775	14713	126026
292143 TOLUIDINE/ITS DERIVATIV/SALT	9289	36943	9436	38354
292144 DIPHENYLAMINE/ITS DERIV/SALT	4156	4156		1090
292145 1,2-NAPHTHYAMINE/ITS DERIVATE	4333	80692	2035	50934
292149 OTH,AROMATIC MONOAMIN DER/SALT	27390	228120	22202	191899
292151 O,M,P-PHENYLENE,DIAMINE SALT	26285	210223	46303	167049
292159 OTH AROMATIC POLYAMIN DER/SALT	21813	71330	14129	46880
292211 MONOETHANOLAMINE AND ITS SALTS	27214	56005	5	23297
292212 DIETHANOLAMINE AND ITS SALTS	3193	40967	2274	47915
292213 TRIETHANOLAMINE AND ITS SALTS	5961	35120	581	23203
292219 OTH AMINO-ALCH ETHER/ESTR/SALT	85810	559231	65419	547558
292221 AMINOHYDROKYNEPHLENE ACID/SALT	134289	305502	29516	174876
292229 OTH AMINO NAPIHOL/PHENOL ETHER	34924	387911	21913	121256
292239 OTH AMINO ALDEHYDES	3048	13331	1036	17947
292241 LYSINE/ITS ESTER SALT THEREOF	502666	2174966	223867	1481295
540772 OTH WOJ FAB SYNTH FIL DYED 85%		7627	904	6772

Contd.

10.11 Imports by Economic Categories (Detail)

(In Thousand Rupees)

ITEMS	JAN - 2014	FROM JUL-2013	JAN - 2013	FROM JUL-2012
292242 GLUTAMIC ACID AND ITS SALTS	53882	909964	121643	766514
292243 ANTHRANILIC ACID AND ITS SALTS				826
292244 TILIDINE (INN) AND ITS SALTS			1627	1627
292249 OTH AMINOACID/ESTER O/T OKYFUN	295378	1602190	229449	1439978
292250 AMINO-ALCHL/ACIDPHENOL/IT COMP	54183	581059	129234	681043
292310 CHOLINE AND ITS SALTS	2640	13446	8462	15573
292320 LECTITHIN/OTH PHOSPHOAMINOLIPID	5758	69588	26001	89494
292390 OTH QU-AMMONIUM SALT/HYDROKID	26015	284418	27770	316768
292412 FLUOROACETAMIDE(ISO)MONOCROTO		340		
292419 OTH AMIDE COMP,CARBONIC ACID	66437	365088	88480	413008
292421 UREINES/DERIV/SALT THEREOF	31444	77930		39077
292429 OTH CYCLIC AMIDE DERIV/SALTS	160430	1259004	154082	959066
292511 SACCHARIN AND ITS SALTS	26855	125945	38849	106378
292519 OTH IMIDE/DERIV/SALT THROF		18346	555	48149
292521 CHLORIMEFORMRD (ISO)			99	99
292529 DIPHENYL-GUANIDINE	60386	286034	77670	322555
292610 ACRYLONITRILE	6054	8966	5626	24644
292620 1-CYANOQUANIDINE(DICYANDIAMIDE	5832	33627	5801	42075
292690 OTH,NITRILE-FUNCTION COMPOUNDS	245247	1600704	206100	1237466
292700 DIAZO-,AZO-/AZOXY-COMPOUNDS	22032	114208	13625	67166
292800 ORGANIC DERV,HYDRAZIN/HYDOXY	2266	29114	10166	56524
292910 ISOCYANATES W-NITROGEN FUNCTIO	283414	1725610	332855	2083069
350790 OTH ENZYMES/PREP ENZYMES	271932	1435042	257078	1300106
360200 PREP EXPLOSIVE O/T POWDER	6131	6553		14663
381590 OTHER CATALYTIC PREPARATIONS	77582	306296	92609	343500
401039 TRANS SYS,BELT OTH 150-198 CM	25517	129884	24784	107383
401110 NEW PNEUM TYRES FOR MOTOR CARS	117981	1063289	180603	1193887
401120 NEW PNEUM TYRES FOR BUS/LORRY	1701166	11315424	1360050	9330966
401130 NEW PNEUM TYRES RUB AIRCRAFTS	2144	35805	2410	73305
401140 NEW PNEUM TYRE RUB MOTORCYCLE	9575	67665	8951	39087
401150 NEW PNEUM TYRE RUB BICYCLES	3545	28242	369	7286
401161 TYRE AGRICULTURE VEH/MACHINE	129375	633617	91528	377983
401163 TYRE INDUST/CONS VEH>61 CMS	1727	6749		19479
401169 OTHER TYRE HERRING BONE		296	94	16274
401192 OTHER TYRE AGRICULTURE/MACH	69	8350	4346	67527
401193 OTH TYRE INDUSTRIAL VEH=61 CM	1769	11246	5343	11654
401194 OTH TYRE INDUSTRIAL VEH>61 CM	5620	66414	4015	50681
401199 OTH TYRE NEW PNEUMATIC RUBBER	36974	182870	17193	148893
401211 RETREATED TYRES FOR MOTORCARS				16
401212 RETREATED TYRE FOR BUSES/LORRY	21	724		
401213 RETREATED TYRE FOR AIRCRAFTS	8728	53306	8343	68146
401219 OTHER RETREATED TYRE OF RUBBER		98	348	12342
401220 USED PNEUMATIC TYRES OF RUBBER				14
401290 OTH USED PNEUMATIC TYRE RUBBER	446	25330	620	19470
401310 INNER TUBES,OF MOTOR CAR/BUSES	21612	110704	11510	99135
401320 INNER TUBES FOR BICYCLES	897	29620	2310	19815
420340 OTHER CLOTHING ACCESSORIES	40142	316485	24654	301573
440290 OTH WOOD CHARCOAL NOT AGGLOMER	1928	8980	1607	6162
440500 WOOD WOOL;WOOD FLOUR.		2395		
440710 CONIFEROUS WOOD SPECI SAW/CHIP		2727	59	3022
540772 OTH WOJ FAB SYNTH FIL DYED 85%		7627	904	6772

Contd.

10.11 Imports by Economic Categories (Detail)

(In Thousand Rupees)

ITEMS	JAN - 2014	FROM JUL-2013	JAN - 2013	FROM JUL-2012
440721 MAHOGANY (SWIETENIA SPP) TROP				15995
440725 TROPICAL WOOD DARK RED MERANTI	29865	95921	8350	55370
440726 TROPICAL WOOD WHITE LAUAN ECC	23457	107471	24886	108947
440727 SAPELLI	1698	7909	2171	17638
440728 LROKO				1062
440729 OTH TROPICAL WOOD NON-CONF SAW	271138	1802700	207928	1617673
440791 OAK WOOD,SWAN/CHIPPED LEN WISE	1994	8542	645	22066
440792 BEECH WOOD SWAN/CHIPPED L/WISE	16844	87136	10287	38890
440793 OTH TROPICAL WOOD OF MAPLE		8473		
440795 OTH TROPICAL WOOD OF ASH	59548	223438	37178	248026
440890 OTH.LAMINAT WOOD SAWN.SLICED6M	20959	100543	14816	85707
440921 WOOD NON-CONIFEROUS OF BAMBOO				30
441700 TOOLS/BODIES/HANDLE OF WOOD	537	1759		1622
441810 WINDOWS FRENCH WINDOWS & FRAME		2272	101	1976
441820 DOORS FRAMES AND THERSHOLDS	3031	39396		22934
441840 SHUTTERING FOR CONCRETE C/WORK				238
441860 POSTS AND BEAMS OF WOOD				12
441872 OTH MULTILAYER FLOORING PANELS				64
441879 OTH ASSEMBLED FLOORING PANELS	423	526	190	12139
551694 W-FAB ART FIB<85%WT O/FIB PTIN	241023	958232	130140	818430
560121 OTH ARTICLES OF COTTON WADDING	555	6345	149	4244
560122 OTH WADDING OF MAN-MADE FIBRES	6887	27155	413	2258
560129 OTHER, WADDING ARTICLES	5481	28280	1260	17740
560600 GIMPED YARN,AND STRIP AND LIVE	40504	197737	19924	102057
560721 BINDER/BALER TWINE OF SISAL		2318		131
560729 OTH,TWINE,CORDAGE,ROPE&CABLE	950	20608	979	9426
560741 BINDER/BALER TWINE OF POLYTHENE	322	21936	6974	20363
560749 OTH TWINE,CORDAGE,ROP,CAB POLY	9699	45636	9740	30943
560750 TWINE,CORDAGE,ROPE,OTH SYN FIB	6657	26974	7179	58040
560790 OTH,TWINE,CORDAGE,ROPE & CABLE	1111	20686	1187	12758
560811 FISHING NETS MAN-MADE TEX MAT	45578	202831	26460	203694
560819 OTH, MADE UP NETS OF TEX MAT	7458	41443	9473	66589
560890 OTH,NOTTED NETS/NETTING ROPE	4994	17238	2857	15101
591000 TRANSMISSION CONYOR BELT TEX MAT	20828	112388	9980	98755
591110 TEX FAB,FELT & FELT-LINED FAB.	22324	130251	23288	132044
591120 BOLTING CLOTH,WHET/NOT MADE UP	4272	20444	4152	26715
591131 TEX FAB & FELTS,< 650G/SQM .	10736	71228	8296	66404
591132 TEX FAB & FELTS,>0650G/SQM .	28937	196127	32992	207016
591140 STRAINING CLOTH USED OIL PRESS	116	415	14	312
670490 WIGS,BEARD,EYE-BROW OF OTH MAT	8	866	11	561
680100 ARTICLE OF STONE PLAS CEMET		23		495
680210 TILES CUBES AND SIMILAR ARTICL	361	362	19	11091
680221 OTH MONUMENTAL BUILD STONE/ART	27088	124966	16398	76492
680223 GRANITE	124554	502508	71094	292387
680229 OTHER STONE	30	707		281
680291 OTH MARBL TRAVERTINE&ALABASTER	375	5173		1852
680292 OTHER CALCAREOUS STONE	9	9		
680293 OTHER GRANITE		5496	1282	18038
680299 OTHER STONE	10	2353	265	1859
680690 OTH ARTICLE OF HEAT INSULATING	97672	117150	4074	16555
540772 OTH WOV FAB SYNTH FIL DYED 85%		7627	904	6772
680710 ARTICLE OF ASPHALT IN ROLL		1377	723	18348
680790 OTH ARTICLE OF ASPHALT MATERL		770	920	920
681099 OTH ARTICLE OF CEMENT	901	5685	362	15337
681140 ARTICLES CONTAINING ASBESTOS	15	37		364
681181 CORRUGATED SHT NOT CON ASBESTO				677
681182 O-SHT,PANEL,TILES,NOT CON ASEB		48058	13501	20136
681599 OTH ARTICLE OF STONE OTH MINRL	8261	38750	8911	52859
540772 OTH WOV FAB SYNTH FIL DYED 85%		7627	904	6772

Contd.

10.11 Imports by Economic Categories (Detail)

(In Thousand Rupees)

ITEMS	JAN - 2014	FROM JUL-2013	JAN - 2013	FROM JUL-2012
690100 BRICK , TILE OF SILI FOSSIL	31	245		2840
690210 REF BRICK,TILE>50%MG,CA	84797	1083539	90434	588106
690220 CERAMIC>50%SILICA,ALUM	33306	109611	31036	204058
690390 OTH REFRACTORY CERAMIC GOODS	16862	68867	5078	21309
690410 CERAMIC BUILDING BRICKS				626
690490 OTH C/FLOORING BLOCKS F/TILE		2085	57689	61123
690590 OTH CHIMNEY-POTS,COWLS,ETC.		73		
690600 CERAMIC PIPES CONDUITS&FITTING		1453		1363
690710 TILES CUBES ETC W/N RECT<7CM	40757	249175	5966	89689
690790 OTH,UNGLAZED CERAMICS	326496	1535813	142655	908291
690810 TILES CUBES AND SIMILAR ARTICL	1130	6640	806	5721
691490 OTH CERAMIC ARTICLES O/TH PORN	234	1369	657	5068
700100 CULLET AND OTH WAST&SCRAP,GLAS	479	637		12988
700210 BALLS IN GLASS UNWORKED	7096	16198	601	8642
700220 RODS IN GLASS UNWORKED		24		
700231 TUBE,FUSED QUARTZ/SILICA,UNWOR		716		177
700232 TUBE OF OTH GLASS UNWORKED		146		
700239 OTHER, TUBES IN GLASS	49788	317079	37035	232415
700312 NON-WIRED SHEETS COLOURED,FLAS	25099	71943	19891	63206
700319 OTH NON WIRED SHEETS OF GLASS	19741	81338	23366	88966
700320 WIRED SHEETS GLASS	3006	9756	213	3675
700420 GLASS COLOURED OPACIFIED FLASH				402
700490 OTHER GLASS	1003	8301	2239	24446
700510 NON-WIRED GLASS HAVE ABSORBENT	44038	211347	18046	158587
700521 NON-WIRED GLASS COLOURED,OP/FE	12857	111341	13448	85546
700529 OTHER, NON-WIRED GLASS	20215	73105	36467	255106
700600 GLASS BENT, EDGE-H-70.03,04,05	105	4664	458	1026
700711 THOUGHENED SAFTY GLASS FOR VES	22348	140508	15027	114813
700719 OTH THOUGHENED SAFTY GLASS	1999	35080	1678	10694
700721 LAMINATED SAFTY GLASS VEH/VESL	3451	92641	11402	84781
700729 OTHER, LIMINATED SAFETY GLASS	2880	72298	21578	30333
701090 OTH CARBOYS BOTT,FLASK,JAR,POT	91258	483134	84409	361965
701110 FOR ELECTRIC LIGHTING	1189	5231	2051	5477
701400 SIGNALLING GL-WARE,OPTICAL ELEM	498	4883		2951
701510 GLASS FOR CORRECTIVE SPECTACLE			667	3356
701610 GLASS CUBES/OTH SMALLWARE	6001	34315	1480	17909
701919 OTH YARN OF GLASS FIBRE/THREAD	1110	22525	3014	39749
701931 GLASS MATS	33012	189828	22638	165896
701932 THIN SHEETS (VOILES)	53109	259338	19493	217745
701959 OTH WOVEN FABRICS	2621	29212	2180	16779
710210 UNSORTED, (ROUGH) DIAMONDS		2418		9484
710490 OTH SYN/RECONSTIT SEM/PRE STONE				13
710510 DUST AND POWDER OF DIAMONDS		6		
540772 OTH WOV FAB SYNTH FIL DYED 85%		7627	904	6772
711890 OTHER COIN	178	234		380
720110 NON-ALLOY PIG IRON<0.5% PHOSP		290234		377662
720120 NON-ALLOY PIG IRON>0.5% PHOSP		100216	19862	102012
720150 ALLOY PIG IRON; SPIEGELEISEN				
720211 FERRO-MANGANESE CONT 2% CARBON	52533	335241	64099	291088
720219 OTH FERRO-MANGANESE		66761	818	81016
720221 FERRO-SILICON CONT >5% SILICON	50767	247362	6498	320113
720229 OTH FERRO-SILICON	11181	38142	9436	53249
720230 FERRO-SILICO-MANGANESE	67366	896450	141852	836033
720241 FERRO-CHROMIUM CONT >4% CARBON		10477	1109	12495
720249 OTH FERRO-CHROMIUM		6076	1453	11472
720270 FERRO-MOLYBDENUM	1521	9698		7901
720280 FERRO-TUNGSTEN&FERRO-SIL-TUNGS		1733	1237	3969
720293 FERRO-NIOBIUM				1635
540772 OTH WOV FAB SYNTH FIL DYED 85%		7627	904	6772

Contd.

10.11 Imports by Economic Categories (Detail)

(In Thousand Rupees)

ITEMS	JAN - 2014	FROM JUL-2013	JAN - 2013	FROM JUL-2012
720299 OTHER FERRO-ALLOYS	659	3899	20	481
720310 FERROUS PROD BY DIR RUD IRONORE		69448	10999	282549
720390 OTH FERROUS PRODUCTS	10527	41613		178509
720410 WASTE/SCRAP OF CAST IRON	3913	27125	1212	51419
720421 WASTE/SCRAP OF STAINLESS STEEL	58674	361269	42955	339422
720429 WASTE/SCRAP OF OTH ALLOY STEEL	215	3195	238	9107
720430 WASTE/SCRAP TINNED IRON/STL	374245	2504772	277824	2425855
720441 TURNING, SHAVING, MILLING WASTE	1252113	13086377	1617862	15316873
720449 OTHER FERROUS WASTE AND SCRAP	3703378	27033492	3799856	21190080
720450 REMELTING SCRAP INGOTS				28730
720510 GRANULES OF PIG IRON	5429	19707	4623	48073
720521 POWDERS OF ALLOY STEEL				93
720529 OTH POWDER PIG IRON&SP IRON/ST	9174	22271	5121	39184
720610 INGOTS OF IRON ON STEEL.		34		1018
720690 OTHER PRIM FORM (EXCL H-72.03)	428	428		154
720711 CONT 0.25% CARBON, IRON/N-ALY/S				138890
721790 OTH WIRE OF IRON/NON-ALOY-STEEL	40441	216412	38395	203330
721891 OTH INGOTS-RECTANGULAR ST/STEEL			991	991
722300 WIRE OF STAINLESS STEEL	16636	98948	7021	63741
732599 OTH CAST ARTIT OF I/S NES	11073	53031	1815	43454
732611 GRIND BALL&SIMI ARTIT FOR MILLS		21248	56	12761
732690 OTH ARTICLES OF IRON & STEEL	332037	2279723	281446	1498703
740200 UN-REFINED COPPER, COPP ANODES	109	6644	953	6441
740311 REFINED COPPER, CATHODES&SECTIN	384070	4156198	953023	4582372
740319 OTHER, REFINED COPPER	1801	26814	2014	12366
740321 COPPER-ZINC BASE ALLOYS (BRASS)	12	9710		
740322 COPPER-TIN BASE ALLOY (BRONZE)	4246	5044		22219
740329 OTH COPPER ALLOYS (O/T H-74.05)	880	2730	239	2374
740400 COPPER WASTE AND SCRAP	46940	256341	35775	246919
741999 OTHER, ARTICLES OF COPPER	17032	34456	3088	43058
750210 NICKEL, NOT ALLOYED	57138	498162	67931	494320
750220 NICKEL ALLOYS	2	295	129	129
750890 OTHER, ARTICLES OF NICKLES	51923	415155	13158	334781
760110 ALUMINIUM, NOT ALLOYED	329520	1695544	192564	1590559
760120 ALUMINIUM ALLOYS	126738	964861	211476	994962
761699 OTHER, ARTICLES OF ALUMINUM	49096	322596	35698	312353
540772 OTH WOV FAB SYNTH FIL DYED 85%		7627	904	6772
780110 REFINED UN-WROUGHT LEAD	927520	5155799	761241	3339301
780191 OTH UNWROUGHT LEAD CON ANTIMON	10650	230445		2905
780199 OTH UNREFIND LEAD&LEAD ALLOYED	11401	66548	6753	82639
780600 OTHER ARTICLES OF LEAD.	2725	19387	422	13800
790111 ZINC NOT ALLOYED WT=>99.99%	55989	550302	64636	385916
790112 ZINC NOT ALLOYED WT < 99.99%	191672	1133884		19274
790120 ZINC ALLOYS	20681	150268	18712	105190
790700 OTHER ARTICLES OF ZINC.	9096	51259	10968	6330848
800110 TIN, NOT ALLOYED	54606	153523	11662	160430
800120 TIN ALLOYS	937	1532		24154
800700 OTHER ARTICLES OF TIN		134	197	929
810110 TUNGSTEN POWDERS				36
810196 OTHER WIRE OF TUNGSTEN	616	642		445
810199 OTHER ARTICLES OF TUNGSTEN		676	756	821
810296 OTHER MOLYBDENUM WIRE	494	2006	265	2237
810299 OTH MOLYBDENUM AND ARTICLES		253		
810411 UNWROUGHT MAGNESIUM BY WT99.8%	3388	12236	547	6958
810419 OTH ARTICL UNWROUHT MAGNESIUM		186	667	754
810490 OTHER ARTICLE OF MAGNESIUM	65	150		9588
810520 COBALI MATTES& OTH PRODUCTS		1569		633
810590 OTH INTERMEDIATE PRO OF COBALI		36831	70	42352
540772 OTH WOV FAB SYNTH FIL DYED 85%		7627	904	6772

Contd.

10.11 Imports by Economic Categories (Detail)

(In Thousand Rupees)

ITEMS	JAN - 2014	FROM JUL-2013	JAN - 2013	FROM JUL-2012
810600 BISMUTH&ARTICL INCL WASTE,SCRAP		693		
810790 OTH CADMIUM,WROUGHT & ARTICLES				5
810820 UNWROUGHT TITANIUM POWDER		3		
810890 OTH TITANIUM WROUGHT&ARTICLES	774	418933	3278	24824
810990 OTH ZIRCONIUM AND ARTICLES	408	799		423
811010 UNWROUGHT ANTIMONY POWDER	48369	428714	48450	421625
811090 OTH ANTIMONY ART INCL W/SCRAP			2447	4760
811100 MANGANES&ARTICL INC WASTE&SCRAP	7953	14001	668	1912
811221 CHROMIUM UNWROUGHT POWDER		689		
811229 OTH UNWROUG CHROMIUM INCL WAST	101	4349		1890
811259 OTH THALIUM UNWROUGH INCL WAST		150		
811299 OTH BASE METAL UNWROUG&ARTICL		42		
961900 SANITARY TOWEL&TAMPON&SIMILAR	1353636	5817298	642254	3770582
3. CAPITAL GOODS TOTAL	114179069	618949247	81583617*	562038834
010611 MAMMALS	40	220		
010612 WHALES, DOLPHINES & PERPOISES	2869	5952		35
010619 OTHER MAMMALS	76	1698		2512
010620 RAPTILES (INCL.SNAKES&TURTLES)		12		
010631 BIRDS OF PREY	38	311		198
010632 PSITTACIFORMES(INCL.PARROTS)	7555	47218	3972	28124
010639 OTHER BIRDS	240	795		737
010641 INSECTS		3428		1612
010690 OTHER LIVES ANIMALS	1221	13157	1863	17365
621790 PARTS OF GAR/CLOTH ACCESSORI	284	7374	1700	8260
680410 MILL STONE AND GRIND STON MIL	18458	143351	16689	127366
680421 OTH MILLSTONE OF AGGLOMER SYNT	9210	54481	11200	69988
680422 MILL STONE AND GRIND STONE/OTH	113462	485894	36242	325965
540772 OTH WOV FAB SYNTH FIL DYED 85%		7627	904	6772
680423 OTH MILLSTONE OF NATURAL STONE	2932	20886	1229	20576
680430 HAND SHARPENING POLISH STONE	884	6199	1562	23274
680510 BASE OF WOVEN TEXTILE FABRICS	54144	160538	15084	121550
680520 CN BASE OF PAPER OR PAPERBOARD	31844	135786	10564	83221
680530 CN BASE OF OTHER MATERIALS	6210	102779	15460	101389
680610 SLAG WOOL ROCKWOOL MINERAL WOL	3688	25682	5204	89767
680620 EXFOLIATED VERMICULITE EXPEND	4631	5476		2627
680800 PANELS,BOARDS,TILES BLOCKS ETC	1352	12375	2051	9360
680911 BOARDS,SHEETS,PANELS,TILES ETC	8200	37748	2667	11460
680919 OTH BOARDS,SHEETS,PANELS OF PL	132	6271	1477	29809
680990 OTH ARTICLE OF PLASTICS	8	126		985
681011 BUILD BLOCK,BRICK OF CEMENT				49200
681019 OTH ARTICLE TILE,FLAGSTONE ETC	188	3318	430	4610
681189 OTH ARTICLES NOT CON ASBESTOES				788
681291 CLOTHING ACCE OF ASEBESTOES FIB		986		194
681292 PAPER MILLBOARDFELT ASBET FIBER		98		780
681293 COMPRESSD ASEBESTOS FIB JOINING	4547	38004	2528	34922
681299 O-ARTI OF FABRICA ASEBESTOS FIB	1973	19474	3478	14468
681320 FRICTION MATERIA CON ASEBESTOES	3538	55484	21701	53653
681381 BRAKE LININGS&PADS VEH-H-8711	28791	123231	1354	81037
681389 O-BRAKE LINE&PADS NOT CON ASEB	2067	22020	267	20098
681410 PLATES,SHEETS STRIPS OF AGLOM	1736	3554	268	1776
681490 OTH, ARTICLES OF MICA	435	3002	405	527
681510 NON ELETICAL OF GRAPHITE	8524	61019	9582	91666
681520 ARTICLE OF PEAT OTH ARTICLE		7		294
681591 CONTAIN MAGNESTIC DOLOMITE/CHR	303	309		
690290 OTH REFERECTORY BRIK/BLOK TILE	407	61454	6451	8801
690310 CERAMIC CON>50% GRAPHITE,CARB	10568	50403	6994	32926
540772 OTH WOV FAB SYNTH FIL DYED 85%		7627	904	6772

Contd.

10.11 Imports by Economic Categories (Detail)

(In Thousand Rupees)

ITEMS	JAN - 2014	FROM JUL-2013	JAN - 2013	FROM JUL-2012
690320 COLD TUNDISH LINING SLIDE GATE	32519	133016	6652	85924
690890 OTH GLAZED CERAMICS WALLTILES	489812	2761491	259342	1883502
690911 LAB CERM WARE PORCELAIN/CHINA	641	2056	28	3905
690912 LAB CERM WARE HARD>9 MOH.SCALE	115	151		1317
690919 LAB CERAMIC WARE CHM/TECH USE	200	8260	5666	9732
690990 OTH CERAMIC WARES AND SIMILARS	176	929	320	63590
691010 CERAMIC SINK,ETC.FIXT PORCELIN	29056	279663	21041	164502
691390 OTH STATUITTES, ORNAMENT	154	354	120	325
691410 OTH CERAMIC ARTICLES OF PORCEL	925	1000	61	234
710812 OTH UNWROUGH(GOLD)NON-MONTERY	1195163	17601520	1188831	11843357
710820 MONETARY (GOLD)	2981023	23068226	3312989	15915683
711100 BASE-M-SILVER/GOLD,CLAD PLTNM		180		286
711810 COIN (O/T GOLD),NOT LEGAL TEND			44	48
720720 CONT 0.25% MORE OF CARBON I/ST	58892	492611	165219	624644
720810 COILS, I/N-A-STEL-HOT ROLLED	75656	626700	57499	362047
720825 OTH C-HR-I/N-A-STL TH>4.75 MM		969661	5255	24913
720826 OTH C-HR-I/N-A-STLTH=3-4.75MM	2025	39036	53147	116998
720827 OTH C-HR-I/N-A-STL TH<3 MM	5239	899396	115195	209322
720836 OTH C-HR-I/N-A-STL TH>10 MM	17776	20338		132220
720837 OTH C-HR-I/N-A-STL TH4.75-10MM	388848	653895	118204	2213069
720838 OTH C-HR-I/N-A-STL TH 3-4.75MM	1408196	4790588	1049312	4449608
720839 OTH C-HR-I/N-A-STL TH<3 MM	972979	8851593	2415743	12125356
540772 OTH WOV FAB SYNTH FIL DYED 85%		7627	904	6772
720840 NOT IN COIL I/S H-ROL W/PATERN	3185	37534	4663	161078
720851 OTH N/COIL I/S H-ROL TH>10 MM	118384	550486	311812	1242248
720852 OTH N/COIL I/S H-ROLTH>4.75-10	7778	386467	7848	185222
720853 OTH N/COIL I/S H-ROL TH>3-4.75	21269	113334	3474	34367
720854 OTH C-HR-I/N-A-STL TH<3 MM	7940	37939	27789	123036
720890 OTH FLT-ROL PROD IRON WD>600MM	65567	1148783	100222	456151
720915 IN COIL I/S C-ROL TH 3MM/MORE	244726	681564	96415	982383
720916 IN COIL I/S C-ROL TH > 1 < 3MM	498046	1994679	928236	4181218
720917 IN COIL I/S C-ROL TH>0.5-1MM	248257	1067440	222565	994259
720918 IN COIL I/S C-ROL TH > 0.5 MM	105980	640106	268637	1561766
720925 NOT IN COIL I/S C-ROL TH 3MM/>	4701	6681		22360
720926 NOT IN COIL I/S C-ROL TH>1M<3M	85793	377097	87493	596268
720927 C-ROL I/S TH 0.5 MM TO 1MM	146588	926908	171247	833910
720928 NOT IN COIL I/S C-ROL TH<0.5MM		17659	556	38199
720990 OTH FLT ROL PROD I/S WD>600MM	39265	413818	296669	1235331
721011 I/STIL PLAT/COAT TIN TH<0.5MM/>	190	6619	3245	5325
721012 I/STIL PLAT/COAT TIN<0.5MM	97448	952968	200661	1183766
721020 IR/STIL PLAT/COAT WITH LEAD			1663	1712
721030 ELECTROLYTICALLY PLAT/COAT ZIN	395024	1555330	80871	1237674
721041 COR F-R PROD I/S ZINC COAT600		52057	6264	103885
721049 OTH F-R PROD I/S COAT ZINC>600	1471269	8606214	978421	8712932
721050 F-ROL I/ST COAT CHROMIUM OXIDE	52355	399263	25519	782750
721061 I/S PL/COT ALUMINIUM ZINC ALLY	11485	377437	79082	378439
721069 OTH F-ROL PROD I/S PL/COT ALUM		32		
721070 FR I/S PAINT/VARN, COATED PLAS	137591	1047598	182733	1134361
721090 OTH F-ROL PRD I/NA-ST CLD,COAT	9073	220621	90209	371812
721114 OTH F-ROLL I/S WD<600MMTH>4.75	8736	92188	7460	126344
721119 OTH F-ROLL I/S WD <600MM-CR	15459	71224	16730	91682
721123 F.ROL I/ST CR WT<0.25% CARBON	9798	12678	15011	59542
721129 OTH F-ROL PROD C/ROL WD<600MM	4297	45562	2523	104341
721190 OTH F-ROL PROD I/STIL WD<600MM	21324	353297	9663	333172
721210 F-ROL PROD I/NA STL PLATE/COAT	7194	34064	3258	4531
721220 I/S ELECTROLYTCAL PL/CT W/ZINC	6858	153276	9015	81823
721230 I/STEEL OTH WISE PL/CT W/ZINC	37339	81210	12891	66372
721240 I/STEEL PAIN/VAENI/COT W/PLAST	2222	15804	1963	9368
540772 OTH WOV FAB SYNTH FIL DYED 85%		7627	904	6772

Contd.

10.11 Imports by Economic Categories (Detail)

(In Thousand Rupees)

ITEMS	JAN - 2014	FROM JUL-2013	JAN - 2013	FROM JUL-2012
721250 I/STEEL OTHWISE PLATED/COATED	26607	58503		26727
721260 CLAD,FLAT ROLLED PRODUCT I/STL		39		273
721310 BARS/RODS HOT/ROL I/S,CON RIBS	5545	74446	12505	96786
721320 BARS/RODS HOT/ROL FREE-CUT STL				28
721391 OTH CIRCULAR C/SEC <14 MM DIA	277696	1088740	74562	1305216
721399 OTH BAR/ROD H-ROL IRR-WND-COIL	72020	219119	12153	143117
721410 BAR/RODS IRON NA STEEL FORGED	1921	34067	148	134586
721420 BAR/ROD I/S CON RIBS GROOVES	8585	403854	20260	91990
721430 OTH BAR/RODS OT/THAN HEAD72.13	3104	5185	293	365
721491 OTH BAR/ROD I/S RECTANGULAR C/S		633		963
721499 OTH BAR/ROD I/S O/THN H-72.13	91222	327803	250726	562503
721510 BARS/RODS FREE CUT STEEL COLD	10923	25035	4753	51128
721550 OTH BAR,ROD COLD-FORMED OF I/S	2426	16963	448	19454
721590 OTH BAR/RODS,OTH NONALLOY STEL	1191	16167		21889
721610 U,I,H SECTIONS H-ROL HIGH-80MM	2771	11635	112	621
540772 OTH WOV FAB SYNTH FIL DYED 85%		7627	904	6772
721621 L SEC H/ROL HT<80 MM 1/NA STEL		2208	71	5721
721622 T SEC H/ROL HT<80 MM 1/NA STEL		2100	1650	1650
721631 U,I OR H SEC H-ROL HT 80M 1/ST	5910	61722	6019	115865
721632 I SECTION	56100	87705	25406	146994
721633 H SECTION	16817	213586	62596	305671
721640 L&T SEC H-ROL HT 80MM OR MORE		9836	14650	44119
721650 OTH ANGLE/SHAPE SEC HOT H/ROL			2668	15797
721661 ANGLE/SHAPE SEC COLD/ROLL	147	3719		149
721669 OTH ANGLE/SHAPE SEC I/S C-ROLL	11995	22285	1404	9011
721691 OTH C/FORM I/ST FLAT ROL PROD	689	2096	1956	25701
721699 OTH ANGLE/SHAPE SEC IRON/STEEL	752	29752	77	13423
721710 WIRE OF I/S NOT PLATED/COATED	23129	85363	16109	115847
721720 WIRE OF I/S PLATED/COAT W/ZINC	17340	81451	13068	66735
721730 WIRE I/S PLATED/COAT W/O B-MIL	97341	461665	62371	314189
721899 OTH SEMI-FINISHED PRO ST/STEEL		280	497	5006
721911 F/ROL PROD ST/STEEL HR TH>10MM	80	3077		17362
721912 COILS ST/STEL-HR TH>4.75-10MM		18591		2093
721913 COILS ST/STEL-HR TH>3MM-4.75MM		3734	305	7588
721914 COILS ST/STEL-HR TH>3MM	16132	44317		21690
721921 COILS ST/STEL-HR TH>10MM		7911	250	10741
721922 COILS ST/STEL-HR TH>4.75-10MM	2606	60024	168	31612
721923 COILS ST/STEL-HR TH>3MM<4.75MM	326	38102	13637	120843
721924 COILS ST/STEL-HR TH>3MM	50619	64997	2924	7866
721931 COILS ST/STEL-CR-TH >4.75 MM	1286	20364	6744	55159
721932 COILS ST/STEL-CR-TH>3MM-4.75MM	12569	38692	279	32969
721933 COILS ST/STEL-CR-TH >1MM <3MM	18099	142812	8595	117274
721934 COILS ST/STEL-CR-TH>0.5MM<1MM	49851	327607	47170	248525
721935 COILS ST/STEL-CR-TH >0.5MM	189720	976957	91100	487577
721990 OTH F/ROL PROD ST/ST WD>600 MM	561146	3325291	570658	3413452
722011 F-ROL ST/STEEL H-ROL TH>4.75MM		1664		2228
722012 F-ROL ST/STEEL H-ROL TH<4.75MM	1481	21929		4780
722020 COILS ST/STEEL H.ROLLTH <600MM	46038	351469	56505	387648
722090 OTH F/ROL PROD,ST/ST WD <600MM	10294	70003		57083
722100 BAR/RODS H/ROL IN COIL ST/STEL		373		15704
722211 BAR/ROD ST/ST NEW H/ROL CC/SEC	16669	96370	10076	90091
722219 OTH BAR/ROD ST/ST NEW HOT/DRWN	787	14059	75	11539
722220 BAR/ROD ST/ST NEW C/FOR,C/FIN	12796	36193	2573	55068
722230 OTH BAR/ROD OF STAINLESS STEEL	12849	71729	8484	100035
722240 ANGLE/SHAPES&SECTION ST/STEEL		2107		9857
722490 OTH SEMI-FIN PROD OTH A/STEEL		474		5693
722511 GRAIN-ORIENTED SIL-ELEC-STEEL	67876	500832	125519	1118047
722519 OTH F/ROL PROD SIL-ELEC-STEEL	253913	1702906	177631	1367181
540772 OTH WOV FAB SYNTH FIL DYED 85%		7627	904	6772

Contd.

10.11 Imports by Economic Categories (Detail)

(In Thousand Rupees)

ITEMS	JAN - 2014	FROM JUL-2013	JAN - 2013	FROM JUL-2012
722530 OTH NFW HOT/ROLLED IN COILS	749358	2216223		55533
722540 OTH NFW HOT/ROLLED NOT IN COIL	43916	379246	5306	32699
722550 OTH ALLOY STEEL NOT WORK(RDUC)	50016	173610	14641	33122
722592 FLATROLLED PROD O/W ZINC PLATE	246	616		
722599 OTH F/ROL PROD OTH ALLOY STEEL	145407	1169278	227141	762516
722611 GRAIN-ORIENTED SILICON ELEC ST		119714	42139	327517
722619 OTH FLAT ROLL\PROD SILICON E/S			1921	5160
722691 OTH FLATROL PROD NETWORK HOT/R	501	501	3854	8233
540772 OTH WOV FAB SYNTH FIL DYED 85%		7627	904	6772
722692 OTH F/ROLL PROD NETWORK COLD/R	22802	93581		34977
722699 OTH F/ROL PROD OTH ALLOY STEEL	1082	26974	4122	23052
722790 OTH BAR/ROD H/ROLL W/COIL A/ST	118917	1033139	257336	1144350
722810 BAR/RODS OF HIGH SPEED STEEL	1692	12795	1403	1403
722820 BAR/RODS OF SILICO-MAG STEEL	324	4719		3931
722830 OTH BAR/ROD HOT ROLLED	23020	336739	21437	692935
722840 OTH BAR/ROD NOWORK FORGED	7396	23070	10809	24352
722850 OTH BAR/ROD NOWORK C/FOR,C/F		1592		5463
722860 OTH BAR/ROD ALLOY STEEL NES	6890	49696	7873	36558
722870 ANGLES, SHAPES AND SECTIONS		11931		15463
722880 HOLLOW DRILL BARS AND RODS	372	11287	281	3476
722920 WIRE OTH ALLOY STEEL SILICOMANG	6381	12190	8435	29761
722990 OTH,WIRE OF OTHER ALLOY STEEL	12098	100081	25929	94831
730110 SHEET PILING IRON AND STEEL		32019	75455	156994
730120 ANGLE SHAPES & SECTIONS OF I/S	2476	3474		2792
730210 RAILS OF IRON AND STEEL	14274	15999	766965	1153531
730230 SWITCH BLADE, CROSS-FROG P/ROD				30337
730240 FISH-PLATES AND SOLE PLATES		1473	85	3311
730290 OTHER MATERIALS JOINTING RAILS	1703	2283	686	11256
730300 TUBE/PIPE,HOLLOW PROFILE C/IRON	1776	20171	39654	87283
730411 L.P FOR OIL&GAS S-STL SEAMLESS	7830	56470	6345	31775
730419 OTH LINE PIPE I/S FOR OIL&GAS	51992	429788	502735	1263721
730422 DRILL PIPE S-STL DRILL OIL/GAS		28890		410
730423 OTH DRILL PIPE I/S FOR OIL&GAS	571315	2608724	353379	2200097
730424 OTHER PIPE OF STAINLESS STEEL		25932	43223	143706
730429 OTH CASING,TUBING I/S-OIL/GAS	266056	1983882	392215	2983403
730431 O- COLD-ROLLRD C.C.SEC I/N.A.S	29737	124980	20275	149081
730439 OTH CROSS SECTION OF N.A-STEEL	156066	1369970	108474	741677
730441 COLD ROLD CR-SEC OF STAIN-STL	12926	77307	2852	119073
730449 OTH CROSS SECTION OF STAIN-STL	78561	301532	19606	142990
730451 O-C.C.SEC COLD ROL(ALLOY-STL)		17739		
730459 O-CIR CROSS SEC OF (ALLOY-STL)	2125	42674	9462	66029
730490 O-TUBE PIPE/HOLLOW -PRO SEAMLE	345533	825091	18559	539350
730511 LINE PIPE USED OIL/GAS WELDED	10130	18777	1282528	1292351
730512 OTH LINE PIPE USED OIL GAS WLD	13452	13452		
730519 OTH LINE PIPE USED OIL/GAS P/L	17733	63582	8966	112377
730520 CASING FOR DRILLING,OIL/GAS			52638	52638
730531 OTHER, LONGITUDINALLY WELDED		89534		
730539 OTHER, WELDED TUBES AND PIPES		49676		126530
730590 OTHER, TUBES AND PIPES	461	5393	2166	37383
730611 L.P-WELDED OF STA-STL(OIL/GAS)		2331		8503
730619 OTH-LINE PIPE O/G PIPELINE I/S	35170	177273	2250	15381
730621 CAS/TUB WELDED LINE PIPE STA-S		546		314
730629 O-CASING/TUB LINE PIPE O/G I/S		23204	6864	9612
730630 COPPER COAT MILD STL TUB-8.5MM	74595	261212	37004	331960
730640 O-WELDED C.C.SEC OF STAIN-STL	87228	682792	154887	726123
730650 O-WELDED C.C.SEC NON ALLOY-STL	77951	245260	24515	164159
730661 O-TUBE,PIPE WELD SQUARE C-SEC	1825	67134	4825	12761
730669 TUBE/PIPE WELD OF OTH C.C-SEC		791		
540772 OTH WOV FAB SYNTH FIL DYED 85%		7627	904	6772

Contd.

10.11 Imports by Economic Categories (Detail)

(In Thousand Rupees)

ITEMS	JAN - 2014	FROM JUL-2013	JAN - 2013	FROM JUL-2012
730690 OTH TUBE PIPE HW-PROFILR I/STL	79367	122655	538	101879
540772 OTH WOV FAB SYNTH FIL DYED 85%		7627	904	6772
730711 CAST FIT N-MALLEABLE CAST-IRON	18448	38705	5684	15735
730719 OTHER, CAST FITTINGS	45924	300992	37541	251728
730721 FLANGES, OF STAINLESS STEEL	10964	40299	6179	56793
730722 THREADED ELBO,BEND,SLV S/STEEL	184672	196062	19799	50327
730723 BUTT WELDING FITTING STAINSTEL	1642	22215	4329	19851
730729 OTH TUBE,PIP FITTING STAINSTEL	145698	385145	34638	209610
730791 FLANGE AIR-P AGRI-TRACTOR<=80H	63148	222691	34122	134376
730792 THREAD ELBO,BEND/SLV IRN/STEEL	30539	100313	13598	40832
730793 BUTT WLEDING FITTING IRON/STEL	8378	115342	14223	112400
730799 OTH TUBE,PIP FIT IRN/STEL NEC	175789	1536858	199630	1433684
730810 BRIDGES AND BRIDGE-SECTIONS	299674	341613	7646	250740
730820 TOWERS AND LATTICE MASTS	138693	447571	116385	442502
730830 DOR,WIN/FRAMES,TH-HOLD,FORDORS	3480	144683	303	13850
730840 EQUIP SC-FOLD SHUT PROP PITPRO	16439	57886		94053
731100 CONT COMPRESSED/LIQUED GAS IR/S	303025	521014	64242	262045
731210 STANDARD WIRE ROPES AND CABLES	36282	363268	122707	481295
731290 OTH WIRE,ROPE,CABLE,SLINGS I/S	6098	199060	14003	456199
731300 BRABED WIRE OF I/S TINIS HOOP	2470	25461	1298	14912
731412 ENDLESS BAND MACH STEL W-CLOTH	1813	3730	200	7769
731414 OTH WOVEN CLOTH OF STAIN STEEL	7283	36811	4943	23282
731419 STEEL CORD FABRIC LIN MNF TYRE	3771	22245	122	12416
731420 GRIL NET FENC W/LD D=3MM MS100	926	7769	66	4011
731431 OTH GRL NEW FENC/WLED COTD ZNC				677
731439 OTH GRL NET FENCING AT INTSEC	1442	2091		7488
731441 OTH CLO GRL NET FENC PL/COT ZN	11389	82712	8173	51980
731442 OTH CLO GRL NET FENC PL/COT PL	1207	17983	1838	11874
731449 OTH CLO GRL NET /FENFING	9668	67925	16872	77380
731450 EXPANDED METAL OF IRON OR STEL				64962
731511 ARTICULATED LINK ROLLER CHAIN	49335	367840	37852	230770
731512 OTHER CHAIN, ARTICULATED LINK	27383	122569	11059	117640
731519 PARTS, ARTICULATED LINK CHAIN	1982	15498	444	7069
731520 SKID CHAIN		25		1406
731581 STUD LINK	1717	5294	1181	3060
731582 OTHER, WELDED LINK	2039	6555	995	7593
731589 OTHER CHAIN,	8834	31028	2952	29414
731590 OTHER PARTS OF CHAIN	793	8583	815	10220
731600 ANCHORS,GARNELS PARTS IRON/ST	4787	48112	864	15141
731700 NAILS,TAKES,DRAWING PINS IR/ST	30767	133799	11500	112365
731811 COACH SCREW I/S THREADED	881	2138	686	4726
731812 OTH WOOD SCREW I/S THREADED	545	10973	88	2435
731813 SCREW HOOKS,SCREW RING RVT I/S	354	1480	52	2003
731814 SELF-TAPPING SCEWS, THREADED	21765	90217	6297	57662
731815 OTH SCREW,BOTLS W/N NUT/WASHER	133907	762050	90328	652224
731816 NUTS, THREADED OF IRON/STEEL	34824	182454	21890	166311
731819 OTH BOLT,NUT,WASHER,RVT I/S TH	18845	106332	27827	112697
731821 SPRING WASHER LOCK WASHER N-TH	7084	43955	8561	32747
731822 OTHER WASHERS. NON-THREADED	15495	57693	8818	45564
731823 RIVETS, NON-THREADED	58262	363280	42620	353159
731824 COTTERS/PINS NON THREADED I/S	218	4445	124	2462
731990 OTH KNITTING NEDLS,CRO HOOKS	3033	48436	5513	39625
540772 OTH WOV FAB SYNTH FIL DYED 85%		7627	904	6772
732010 LEAF-SPRINGS&LEAVES THEREFOR	9496	65960	6182	30840
732020 HELICAL SPRINGS	4813	13878	1311	7153
732190 PARTS OF I/S,COOK APPLI&PLAT-W	10939	40844	742	19221
732211 RADIATORS/PARTS CAST IRON E-EL		2653		155
732219 OTH RADIATOR AND PARTS THEREOF	3866	18349	1540	35272
540772 OTH WOV FAB SYNTH FIL DYED 85%		7627	904	6772

Contd.

10.11 Imports by Economic Categories (Detail)

(In Thousand Rupees)

ITEMS	JAN - 2014	FROM JUL-2013	JAN - 2013	FROM JUL-2012
732490 OTHER, INCLUDING PARTS	7857	32739	9572	28290
732510 OTH CAST ARTI I/S N-MEL C-IRON	26027	26571		105
732591 GRINDING BALLS SIMI ARTI MILLS		57686		11029
732619 OTH ART FORGED/STAMPED N-WORK	53525	364073	26064	333457
732620 ARTICLES OF IRON OR STEEL WIRE	1540	17298	2333	23793
740500 MASTER ALLOYS OF COPPER.		216		3197
740610 COPER-POW OF NON-LAMELLAR STRU	2138	12718	653	9514
740620 COPER-LAMELLAR STRUCTURE FLAKE	23710	67367	12022	40827
740710 BAR,RODS OF REFINED COPPER	147240	1612039	68193	505003
740721 COPPER BAR,ROD PROFIL ZINC BAS	41179	331766	42198	291968
740729 OTH BAR,ROD,PROFIL COPP ALLOYS	2065	37009	3997	52412
740811 WIRE REF COPP MAX CR-SBC DI>6M		32690	9615	47384
740819 OTHER, WIRE OF REFINED COPPER	5148	93817	5065	93402
740821 WIRE OF COPPER ALLOY ZINC BASE		21392	2591	26649
740822 WIRE OF COPPER ALLOY NICK BASE		4828	939	3788
740829 OTH WIRE OF COPPER ALLOYS ETC	215	1456	551	1246
740911 PLAT,SHEET,STRIP REF COPP COIL	32007	129590	8169	64161
740919 OTH PLAT SHEET&STRIP REF COPP	185	5005		7569
740921 PL,SH&STRIP COPP ZINC BAS COIL	20852	94835	14903	94037
740929 OTH PL/SH/STIRI COPP ZINC BAS	7259	17650	88	5043
740931 PL/SH/STIRIP COPP TIN BAS COILS		3997		
740939 OTH PL/SH/STIRIP COPP TIN BAS-C		344		1129
740940 PL/SH/STIRIP COPP NICKLE BASE	1502	1502		2219
740990 PL/SH/STIRIP OTH COPP ALLOYS NS	63	117		509
741011 FOIL REFINED COPP NOT BACKED	20581	335446	56565	419463
741012 FOIL OF COPP ALLOYS,NOT BACKED	33404	262954	62058	407397
741021 FOIL OF REFINED COPPER,BACKED	9586	37519	1179	60501
741022 FOIL OF COPPER ALLOYS,BACKED		1939		1858
741110 TUBE & PIPE OF REFINED COPPER	101713	758303	116370	677936
741121 TUB&PIPE COPP ZINC BAS ALLOYS	2472	12499	1784	14066
741122 TUB&PIPE COPP NICKLE BAS ALLY				1576
741129 OTH TUBE&PIPE OF OTH COPP ALLY	1316	13412	949	14627
741210 COPP TUBE/PIPE FIT REF COPPER		512		2241
741220 COPP TUBE/PIPE FIT COPP ALLOYS	8341	39680	2629	22580
741300 STANDARD WIRE,CABL PL-BAND-NEI	37985	81665	68437	77283
741510 NAIL,TACK,DRW-PIN,STAPL,S-ARTI		3161		2420
741521 WASHERS/INCL SPRING WASH N-THR	16	1053	20	146
741529 OTH NOT THREADED ARTI COPPER	3021	7110	1963	5091
741533 OTH THRD SCREW,BOLT,NUT COPPER	137	1617	143	5538
750400 NICKEL POWDERS AND FLAKES.		8871	5248	13771
750511 BAR,ROD,PROFILE NICKLE N-ALLOY		344		
750512 BAR,ROD,PROFILE NICKLE ALLOYED		1124	317	1573
750521 WIRE OF NICKEL, NOT ALLOYED		2661		1156
750522 WIRE OF NICKEL, ALLOYED		11959	3104	21506
750610 PLAT,SHET,STRIP,FOIL NICK N-AL	8510	52060	5225	36893
540772 OTH WOV FAB SYNTH FIL DYED 85%		7627	904	6772
750620 PLAT,SHET,STRIP FOIL NICK ALOY		17337	3028	11287
750712 TUBE & PIPE OF NICKEL ALLOYED	9755	38625	545	35659
760200 ALUMINIUM WASTE AND SCRAP.	383126	2446561	383571	2528071
760310 POWDER OF NON-LAMELLAR STRUCTU		10010		7402
760320 POWDER OF LAMELLAR STRU FLAKES	4704	14353	10427	23064
760410 BAR ROD PROFILE ALUM NOT ALLOY	5828	17916	2080	33944
760421 HOLLOW PROFILES OF ALUM ALLOYD		9623	730	1989
760429 OTH BAR,ROD&PROFIL ALUM ALLOYD	2238	24018	1268	28124
760511 ALUM WIRE N-ALLOY MAX DIA>6MM	107	113019	21356	73993
760519 OTH ALUMINIUM WIRE NOT ALLOYED	4340	29389	15060	43626
760521 ALUM WIR ALOY MAX CRS DIA>7MM	10942	22431		2262
760529 OTH ALUMINUM WIRE, ALLOYED	783	27524	2246	24524
540772 OTH WOV FAB SYNTH FIL DYED 85%		7627	904	6772

Contd.

10.11 Imports by Economic Categories (Detail)

(In Thousand Rupees)

ITEMS	JAN - 2014	FROM JUL-2013	JAN - 2013	FROM JUL-2012
760611 RECTANGLE&SQUARE ALUM NOT ALLY	59560	315648	34235	245019
760612 RECTANGULAR/SQ ALUM MOTALLOYED	68710	506614	76006	526751
760691 OTH PL,SHEI,STIRL ALUM NOT ALOY	322	7411	4511	49756
760692 OTH PL,SHEI&STRIP ALUM ALLOYED	5267	126101	18026	116973
760711 ALUM FOIL ROLLED N-WORK/BACKED	197347	1352983	203780	1099692
760719 OTH ALLUMINIUM FOIL NOT BACKED	87662	703567	142457	730368
760720 ALUMINUM FOIL, BACKED	178997	871885	154733	759931
760810 TUBE, PIPE OF ALUM NOT ALLOYED		2058	91	13841
760820 TUBE, PIPE OF ALUM ALLOYED	9171	43886	12376	73996
760900 ALUM TUBE,PIPE FIT(COUP/ELBOW)	547	12475	1722	7401
761010 DOORS,WINDOW, FRAMS,THRESHOLDS	252	17180	170	34232
761300 ALUM CONT FOR COMP/LIQUE GAS	25691	34085	626	22601
761410 STAND WIR,CABL PL,ALU S-CORE	117475	706337		56
780200 LEAD WASTE AND SCRAP.		13762		12641
780419 OTHER , LEAD PLATES		3278	23175	23249
790310 ZINC DUST(BLUE POWDER)	2788	16413		2426
790390 OTHER ;ZINC POWDER AND FLAKES	1861	1861		115
790400 ZINC BARS,RODS,PIROFILES&WIRE	3434	17837	1402	20530
800200 TIN WASTE AND SCRAP.		79		
811300 CERMEIS&ARTICLE INCL WAS/SCRIP			627	627
820110 SPADES AND SHOVELS		1274		1363
820130 MATTOCKS, PICKS, HOES & RAKES	9	355		32
820140 AXES,BILLS HOOKS&SIMI HEW TOOL	11	217		299
820150 SECATEURS&ONE-HAND PRUNERS SHR				48
820160 HEDGE SHEARS, TWO-HAND PURNING	169	169		850
820190 OTH HAND TOOL AGRICUL,HORTICUL	193	9430	128	613
820210 HAND SAWS	4669	20549	2206	14549
820220 BAND SAW BLADES	422	6866	1664	6372
820231 CIRCULAR SAW BLADE WITH STEEL	6510	21003	3156	15095
820239 OTH CIRCULAR SAW BLADE,O/MATER	341	14225	1420	11688
820240 CHAIN SAW BLADES	1535	4693	1271	7588
820291 STRAIGHT SAW BLADES,WORK METAL	451	4337	256	1925
820299 OTHER SAW BLADES	6556	63205	7724	35141
820310 FILES, RASPS & SIMILAR TOOLS	6950	80962	12545	50409
820320 FILERS,PINCERS,IWEEZERS S-TOL	9179	67728	12490	57801
820330 METAL CUTTING SHEARS&SIM TOOLS	165	11241	7294	18546
820340 PIPE CUTTERS BOLD CROPPERS,ETC	1685	17755	2575	9414
820411 NON-ADJUS H-OPER SPANER,WRENCH	25333	141874	16172	94356
540772 OTH WOV FAB SYNTH FIL DYED 85%		7627	904	6772
820412 ADJUSTABLE H-OPER SPANER,WRENC	24919	101254	15237	67323
820420 INTERCHAGEABLE SPANNER SOCKETS	1068	19200	3244	22295
820510 DRILLING,THREADING TAPPING TOL	1487	12443	1464	4353
820520 HAMMERS AND SLEDGE HAMMERS	1519	17700	1636	13684
820530 PLANES,CHISELS,GOUGE WOOD WORK	565	1952	1028	1998
820540 SCREW DRIVERS	11425	39710	4645	32549
820551 OTHER HAND TOOLS H-HOLD N.E.S.	773	4161	147	2347
820559 OTH HAND TOOL(GLAZZLER DIMOND)	15920	195303	8729	157345
820560 BLOW LAMPS		173		18
820570 VICES, CLAMPS AND THE LIKE	1778	9299	462	11263
820590 SETS OF ARTI.TWO/MORE,SUB-HEAD	4300	39670	2093	13248
820600 TOOL TWO/MORE OF H.82.02TO.05	1938	26377	6455	37869
820713 ROCK DRILLING,EARTH BORING TOL	1282	10846		11243
820719 OTH INC PARTS ROCK DRIL,E-BORI	284380	1269072	213360	1101218
820720 DIES FOR DRAWING/EXTRUD METAL	3559	65694	5915	84899
820730 TOOL FOR PRESS, STAMPING/PUNCH	4714	118313	1812	40124
820740 TOOLS FOR TAPPING OR THREADING	12072	52988	4445	20851
820750 TOOL FOR DRILLING O/T ROCK DRL	99667	239239	30438	223494
820760 TOOLS FOR BORING OR BROACHING	2587	28474	536	25937
540772 OTH WOV FAB SYNTH FIL DYED 85%		7627	904	6772

Contd.

10.11 Imports by Economic Categories (Detail)

(In Thousand Rupees)

ITEMS	JAN - 2014	FROM JUL-2013	JAN - 2013	FROM JUL-2012
820770 TOOLS FOR MILLING	769	26516	1394	13893
820780 TOOLS FOR TURNING	3328	20343	2864	26978
820790 OTH INTERCHANGEABLE TOOLS	86093	356670	18197	233927
820810 KNIVS&CUTING BLADE METAL WORK	2898	28645	3404	21663
820820 KNIVS CUTING BLADE WOOD WORK.	4361	19873	1110	10236
820830 KNIVS&CUTING BLADE KITCHEN APP	433	5324	5107	8771
820840 KNIVS&CUTING BLADE AGRI HORT	2286	8196	3849	11808
820890 OTH KNIVES CUTING BLADES F/MAC	108130	456887	39271	272560
830260 AUTOMATIC DOOR CLOSERS	11608	39864	384	23085
831190 OTH WIRE&RODS AGGLOMTR B/METAL	15996	74048	4396	47848
840130 FUEL ELEMENT NON-IRRADIATED				435
840140 PARTS OF NUCLEAR REACTORS		1430825	494805	1039899
840211 WATERTUBE BOIL S/PROD>45T/H	195420	371439	1886191	3943329
840212 WATERTUBE BOILER S/PROD-45T/H	98846	166403	39939	78004
840219 OTH VAPOUR GENERATING BOILERS,	1356415	1568617	51232	1322166
840220 SUPER-HEATED WATER BOILERS		9397		
840290 PARTS OFSTEAM/OTH VAPOUR G/BOL	303432	1325310	330591	2031615
840310 BOILERS	670	14841	2903	6146
840390 PARTS CENTRAL HEATING BOILERS		45445	136	37538
840410 AUXILIARY PLANT FOR BOILER		10169	22190	744924
840420 CONDENSERS STEAM/VAP POW UNIT	92720	124341	59068	78256
840490 PARTS MASHINE H-8404.1000	4557	265136	78738	741791
840510 PRODUCER WATER GAS GENERATORS	19354	718500	3363	80508
840590 PART PROD GAS WATER GENERATOR		29004	164	4590
840681 OTH TURBINE OUTPUT EXCEED 40MW	105519	278026	1471065	6241534
840682 O-TURBINE OUTPUT NOT EXC 40MW	18261	282033	151	1334397
840690 PARTS OF STEAM TURBINES	1964617	3572322	26153	1831228
840710 AIRCRAFT ENGINES	373886	1058861	155089	1950701
840721 MARINE PROPULSION ENGINES	50419	282751	33084	291993
840729 OT MARINE SPARK-IGN-ROTRY ENG.	106	2369808	10	529
840731 PISTION ENGINE CAPACITY-50CC	46	566		1393
540772 OTH WOV FAB SYNTH FIL DYED 85%		7627	904	6772
840732 PISTON ENG CAPACITY 50-250CC	57290	258926	27935	151490
840733 PISTON ENG CAPACITY 250-1000CC	3510	45014	1210	22513
840734 PISTON ENG CAPACITY EXL000CC	8372	60471	6897	78004
840790 OTH ENGINES	46267	219806	18305	212613
840810 MARINE PROPULSION ENG-DIESEL	644	10466	3246	584012
840820 ENGINE FOR VEH CHAPTER-87	42589	228959	23379	200783
840890 OTH ENGINES	57212	537540	43667	464788
840910 PARTS FOR AIRCRAFT ENGINES	342	1517		812
840991 PARTS,SPARK-IGNITION PIST ENGIN	227973	3751663	436390	4436462
840999 OTH PART,COMPRES-IGN PIST ENG	614744	4196364	490109	3515818
841011 HYD,TURBINE,WATER WHEE-1000KW	238240	340600		
841012 HYD,TUREN W/WHEEL-1000-10000KW	53609	164473		
841013 HYD TURBINE,W/WHEEL>10,000KW		269811		366002
841090 PARTS, INCLUDING REGULATORS	45	244894	955	806320
841111 TURBO-JET THRUT NOT EXCED25KN	252779	284758		
841122 TURBO-PROPLER EXCEED 1100KW		160		
841181 OTH GAS TRBIN NOT EXCD 5,000KW		33074		923449
841182 OTH GAS TURBIN EXCE-5,000KW		1216896	555766	750824
841191 PARTS TURBO-JET /PROPELLERS		1442		178
841199 OTH, PARTS OF GAS TURBINES	899760	7814223	166776	2331707
841210 REACTION ENG OTH THAN TURB-JET				281
841221 LINEAR ACTING,HYD ENGINE&MOTOR	762	14105	564	16399
841229 OTH, HYDRAULIC POWER ENG&MOTOR	7636	87851	8420	63110
841231 LINERA ACT,PNEUMATIC ENG&MOTOR	622	16134	5469	25598
841239 OTH, PNEUMATIC ENG & MOTOR	12694	39035	2969	28217
841280 OTH, ENGINES AND MOTOR	3933500	4137631	409	4333
540772 OTH WOV FAB SYNTH FIL DYED 85%		7627	904	6772
841290 PARTS OF ENGINES AND MOTOR	40450	109158	4539	2566486
841311 PUMPS FOR DISPENSING FUEL/LUB	40910	488464	36997	267518
841319 O-PUMP FITTED MEASURING DEVICE	130476	480568	61420	241597
841320 HAND PUMP O/THN H-841311,19	428	3608	2399	7901
841330 FUEL LUBRICATING/COOLING PUMPS	33467	873169	42933	970635
841340 CONCRETE PUMPS	76252	708449	57119	109701
841350 OTH POSITIVE DISPLACEMENT PUMP	9020	121891	6582	139968
540772 OTH WOV FAB SYNTH FIL DYED 85%		7627	904	6772

Contd.

10.11 Imports by Economic Categories (Detail)

(In Thousand Rupees)

ITEMS	JAN - 2014	FROM JUL-2013	JAN - 2013	FROM JUL-2012
841360 OTH ROTARY PDISPLACEMENT PUMP	1697	59452	209	83005
841370 OTH CENTRIFUGAL PUMS	204803	1209888	215003	1473083
841381 OTH PUMS LIQUID ELEVATORS	41513	694942	46861	449594
841382 LIQUID ELEVATORS	2182	160345	375479	386384
841391 PART OF PUMPS	180704	961963	88125	1042992
841392 PARTS OF LIQUID ELEVATORS PUMP	37	12173		600
841410 VACUUM PUMS	34525	86279	7257	101841
841420 HAND/FOOT OPERATED AIR PUMS	860	17381	2902	13098
841430 COMPRESSOR REFRIGERATOR EQUIP	1097427	5329309	938368	4721202
841440 AIR COMPRESSORS MOUNTED W/CHAS	16746	90376	138446	379096
841451 FANS TABLE,FLOOR,WALL,WINDOW	68184	297480	55858	222803
841459 OTH FANS	38798	242672	142279	312437
841460 HOODS MAX-HORIZONTAL SIDEL20CM	8748	93409	7472	66672
841480 OTH GAS COMPRESOR&RECYCL RODS	479304	2319463	221261	2218023
841490 PARTS AIR/VACUM PUMPS ETC.	106225	975881	173898	1443551
841510 WINDOW/WALL TYPE AC/SPLIT SYS	107925	1110590	119595	571895
841520 A.C.MACHINES FOR MOTOR VEHICLE	111	1568	57	318
540772 OTH WOV FAB SYNTH FIL DYED 85%		7627	904	6772
841581 A.C.MACH COMP MOTOR DRI FAN	12798	71429	109628	121137
841582 O- AC INCOR REFRIGIRATING UNIT	13195	227636		112939
841583 OTH A.C. MACH NOT REFRIG UNIT	16616	201920	58785	665385
841590 PARTS OF AIR CONDITION MACHINE	501501	2018669	356216	1226664
841610 FURNACE BURNERS LIQUID FUEL	28	13956	369	2213
841620 OTH FURNAC BURNER INCL COMBINT	21458	96383	12922	74752
841630 MECHANICAL STOKERS GRATES ETC	58250	301907	49	18555
841690 PART OF BURNS OTH ART OF 7412	5461	51403	8496	99656
841710 FURNAC & OVEN F/ROAST/MELTING	31649	155279	214	212524
841720 BAKERY OVENS INCL BISCUIT OVEN	14645	143601	13419	40646
841780 OTHER FURNANCE AND OVENS INDUS	571	257905	19075	533567
841790 PART OF INDUSTRIAL LAB FURNACE	15745	153959	3723	72712
841810 COMBINED REFRIG-FREEZE W-DOORS	75	39565	1359	137411
841821 REFRIGERATORS HOUSEHOLD TYPE	13357	209960	35572	298027
841829 OTH REFRIGERATOR HOUSHOLD TYP	25581	121742	7682	117273
841830 FREEZERS OF CHEST TYPE	1480	10680	469	19021
841840 FREEZERS OF THE UPRIGHT TYPE	282566	304352	339	16466
841850 O-FURNI-STORAGE,DISPLY FRZ EQU	227159	259969	5844	29917
841861 OTH REFRIG FREZ EQPT HEAT PUMP	19369	33794	296	45805
841869 OTH REFRIG FREZ EQPT HEAT PUMP	750047	1766399	372989	1269311
841891 FURNITURE REFRIG FREEZING EQPT	413	2292		4917
841899 OTH PARTS REFRIGERATING EQUIPT	219637	1712634	217490	1686195
841911 INSTANT GAS WATER HEATERS	1002	58129	2662	86712
841919 OTH INSTANT STRONGWATER HETER	20371	96970	4669	41495
841920 MEDICAL SURGICAL LAB STERILISE	169615	322845	22871	133803
841931 DRYERS AGRICULTUL PRODUCTS		462		25451
841932 DRYERS WOOD PAPER PULP P/BOARD		14605		53165
841939 OTHER DRYERS	31857	1264419	14509	167409
841940 DISTILLING RECTIFYING PLANT	2629	75318	79	225054
841950 HEAT EXCHANGE UNITS	24629	408720	10898	578929
841960 MACHINERY LIQUIFY AIR O/GASES	8672	81187		388104
841981 OTH MACH PLANT EQPT HOT/COL FD	25602	167721	14034	62570
841989 OTH MACHINERY PLANT AND EQPT	1425296	5922488	95315	1350649
540772 OTH WOV FAB SYNTH FIL DYED 85%		7627	904	6772
841990 PARTS MACH PLANT LAB EQPT ETC.	617925	1189019	41743	331014
842010 CALENDERING OTH ROLL MACHINES	33653	46352		44209
842091 CYLINDER(FOR CALENDERING MACH)	4079	11800	350	5584
842099 OTH PART OF CALENDER MACHINE	2693	12822		12974
842111 CREAM SEPARATORS		1551		
842112 CLOTHES-DRYERS	545	1952		2605
842119 OTH CENTRIFUGES INCLUDING DRYR	125279	853361	26549	518531
842121 FILTERING PURIFY MACH&APARATUS	410739	2860742	843812	2662307
842122 FILTERING MACH FOR BEVERAGES	734	17654	274	102166
842123 OIL&PETROL-FILTER INT.COMBSN	34052	156951	21898	219623
842129 OTH FILTER MACHS APPARATUS NES	138706	411140	93983	322101
842131 INTAKE AIR FILTER COMBITION ENG	21474	347391	20946	1211824
842139 OTH FILTERING PURIFY MACH/APPA	475302	1554958	203273	1004881
842191 PARTS CENTRIFUGES INCL DRYER	62807	405991	23587	406562
540772 OTH WOV FAB SYNTH FIL DYED 85%		7627	904	6772

Contd.

10.11 Imports by Economic Categories (Detail)

(In Thousand Rupees)

ITEMS	JAN - 2014	FROM JUL-2013	JAN - 2013	FROM JUL-2012
842199 PARTS OF FILTERING PURIFY MACH	41524	279075	25576	270923
842211 DISH WASHING MACHINE HOUSEHOLD	2023	5828	768	3864
842219 OTHER DISH WASHING MACHINE		4338	1072	16291
540772 OTH WOV FAB SYNTH FIL DYED 85%		7627	904	6772
842220 MACH CLEANING/DRYING BOTTLE	23133	38803	185	8326
842230 MACH FILLING/CLOSING BOTTLES	1771669	5434551	579450	1667473
842240 OTH PACKING WRAPPING MACHINE	291618	1077431	198036	1406534
842290 PARTS MACH FILL/CLEAN WRAP PACK	140440	1024342	297589	800399
842310 PERSONAL WEIGHING MACHINES	2834	17874	8190	25652
842320 SCALES FOR CONT WEIGHING GOODS	442	1238	128	3398
842330 CONSTANT WEIGHT SCALES/HOPPER	430	39401		28407
842381 OTH WEIGHT MACHINERY-30KG	3468	13756	85	7728
842382 OTH WEIGHT MACH CAP-30-5000KG	13992	116761		23854
842389 OTH WEIGHING MACHINERY	5120	121324	14198	349126
842390 WEIGHT MACH WTS ALL KINDS&PART	22147	109096	6975	49284
842410 FIRE EXTINGUISHERS W/N CHARGED	10222	98635	18068	118252
842420 SPRAY GUNS&SIMILAR APPLIANCES	13674	60268	1370	89526
842430 STEAM,SAND BLAST,JET PROJ MACH	1186	69980	376	13222
842481 AGRICULTURAL OR HORTICULTURAL	12449	115253	10562	118005
842489 OTH APPL PROJ/DISPERS/SPRY LQD	19399	307854	4600	212139
842490 PART MECH APPLIANCE SPRAY ETC.	45252	353289	16808	263949
842511 PULLEY TACKLE HOISTS POWER	5241	39863	1512	54065
842519 O-PULLY/HOISTS/WINCH/CAPSTANS	103911	211080	3524	49216
842531 WINCH CAPSTAN POWER E/MOT	13367	19313		32629
842539 WINCHES CAPSTAN	3400	37793	3916	12096
842541 JACKS,HOISTS-RAISING VEHICLES		2587	1815	16863
842542 OTH JACKS AND HOISTS HYDRAULIC	12728	112363	8091	62881
842549 OTH MECHANICAL HANDING EQUIPMT	458	3533	124	734
842611 OVERHEAD-TRAVELING CRAN F-SUPO	32853	415329	15773	356592
842612 MOBILE LIFTING FRAME ON TYRES	37	65748		115058
842619 OTH O/HEAD TRAVEL/TRNSPOT CRAN	3123	1575633		813416
842620 TOWER CRANES		150969		233346
842641 O-MACHINERY SELF PROP ON TYRES	7015	14230	23407	68914
842649 OTH MACHINERY SELF PROPELLED		697772		123838
842691 O-MACH DESIGED MOUNT ROAD VEH	2384	6661		756
842699 OTH MACHINERY NOTSELF PROPELED		64222		469
842710 SELF PROPELL TRUCK WITH EL MOT	18125	171335	87086	150285
842720 OTHER SELF-PROPELLED TRUCKS	108133	488225	67237	417298
842790 OTH WORK TRUCK LIFT/HAND EQUIP	27917	100316	1489	34881
842810 LIFTS AND SKIP HOISTS	177995	503993	35203	372364
842820 PNEUMATIC ELEVATORS&CONVEYORS	3509	16385		29266
842831 ELEVATOR/CONVEYOR,UN/GROND USE		416		
842832 OTH ELEVATOR/CONVEYOR BURT TYP		20032		12232
842833 OTH ELEVATOR/CONVEYOR BLT TYPE		63863	25799	1265081
540772 OTH WOV FAB SYNTH FIL DYED 85%		7627	904	6772
842839 OTH CONT ACTELEVATOR,CONVEYOR	37430	301526	26743	290738
842840 ESCALATORS & MOVING WALKWAYS	17585	91585	558888	588421
842860 TELEFERICS CHAIR-LIFT,F/FURNIC	358	2077		2123
842890 OTH MACHINERY LIFT/HANDLE ETC.	4938	246949	6238	226720
842911 TRACK LAYING BULDOZER/ANGLODZR		214592		325238
842919 BULDOZRS/ANGLEDRG/TRACK LAYING	3974	69299		46843
842920 GRADERS AND LEVELLERS	3408	60195	1844	23328
842940 TAMPING MACHINE & ROAD ROLLERS	34092	169920	33768	134791
842951 FRONT-END SHOVEL LOADERS	115842	1813077	16224	441352
842952 MACHINERY 360 REVOLVG S/STRUTE		2463		78512
540772 OTH WOV FAB SYNTH FIL DYED 85%		7627	904	6772
842959 OTH MECHANICAL SHOVALS EXCAVOR	308619	1481420	138225	1274620
843010 PILE-DRIVERS /EXTRACTORS		76315	2229	5341
843020 SNOW-PLOUGHS AND BLOWERS		6138		
843031 SELF-PROP COAL ROCK CUTTER		103		
843039 OTH SELFPROP COAL/ ROCK CUTTER		60367	942	4257
843041 OTH BORS SINK MACH SELF-PROPEL	11549	30507	39108	39108
843049 OTH BOR/SINK MACH NOT SELFPROP	34431	5794529	31055	2537122
843050 OTH MACHINERY SELFPROPELLED		23987		51051
843061 TAMP COMPACT MACH NOT SELFPROP	204	66920	246	3990
843069 OTH MACHINERY NOTSELF-PROPELED	117	16026	34258	36156
540772 OTH WOV FAB SYNTH FIL DYED 85%		7627	904	6772

Contd.

10.11 Imports by Economic Categories (Detail)

(In Thousand Rupees)

ITEMS	JAN - 2014	FROM JUL-2013	JAN - 2013	FROM JUL-2012
843110 PARTS MACHINERY HEADING 84.25	13460	30005	1596	34970
843120 PARTS MACHINERY HEADING 84.27	24100	53183	4462	44674
843131 PARTS OF LIFT SKIPHOLST&ESCALT	21188	92990	10918	44690
843139 OTH PARTSLIFT/HANDLE/LOAD MACH	155645	982830	138082	383126
843141 BUCKETS SHOVELS GRABS & GRIPS	3053	16800	4785	23278
843142 BULDOZER OR ANGLEDOZER BLADES		33484		8446
843143 PARTS BOR/SINK MACHINERY	398221	3471046	288943	1821191
843149 PART MACH HEAD 84.26.84.29-30	377857	1812617	268885	1754086
843210 PLOUGHS		71		706
843221 DISC HARROWS ,SCARIFIERS ,CULTI	747	15150		12043
843229 OTH HAROW SCARIFIER WEDER&HOS		95	25	4772
843230 SEEDERS PLANERS & TRANSPLANTER		456		9298
843240 MANURE SPREADER&FERTILISER DIS	6	317		
843280 OTH AGR HERTI, FORESTRY MACHRY	13784	73198		23909
843290 PARTS AGR HERTICULTURAL MACHIN	34965	152273	24258	80931
843311 LAWN MOVER PARKS/SPORTS GROUD		3666	191	3315
843319 OTH MOVER LAWN PARKS SPORIGOOD	39	3478		12033
843320 OTH MOWERS INCLUDING CUTER BAR	140	22440	632	21347
843330 OTH HAYMAKING MACHINERY	2504	18465	2183	12519
843340 STRAW BALER INCL PICK-UP BALER	72910	106998	2032	42394
843351 COMBINE HARVESTER-THRESHERS	46413	374014	50912	354536
843352 OTH THRESHING MACHINERY				2195
843353 ROOT/TUBER HARVESTING MACHINES		1238		52
843359 OTH HARVESTING MACHINES	1380	3928		11722
843360 MACH CLEAN SORT EGG FRUT AGPRO		2395		3201
843390 PARTS MACH CLEAN/SORT EGG ETC	3613	28571	2839	23568
843410 MILKING MACHINES	43415	86764	57652	211066
843420 DAIRY MACHINERY	21973	101116	376463	2073049
843490 PART MILKING/DAIRY MACHINERY	6631	45441	2926	30953
843510 MACHINERY (PRESSES,CRUSHERS)	392	4170	797	234596
843590 PART OF JUICE EXTRACTING MACHI	2310	23812		3785
843610 MACHRY PREP ANIMAL FEED STUFS		77965	5971	46112
843621 POULTRY INCUBATORS & BROODERS	1659	167442	94619	405391
843629 OTH POULTRY KEEPING MACHINERY	157408	636196	7927	680268
843680 OTH MACHINERY	6744	21087	1934	48987
843691 PARTS POULTRY KEEP MACH BRODER	1027	43718	17516	26834
843699 OTH PART OF AGRI/HORT MACHINER	7347	92589	12098	108506
540772 OTH WOV FAB SYNTH FIL DYED 85%		7627	904	6772
843710 MACH CLEAN SORT GRAD GRAIN/VEG	85017	364929	30191	300278
843780 OTH MACHINERY	62358	335854	14669	106294
843790 PARTS MACHINE USE MILLINDUSTRY	36182	172296	23665	119064
540772 OTH WOV FAB SYNTH FIL DYED 85%		7627	904	6772
843810 BAKERY MACH MFG MACARONI SPGTT	92974	334057	8300	641139
843820 MACH MANU CONFECTIONERY COCA	8856	618953	28182	310977
843830 MACHINERY SUGAR MANUFACTURE	710	58976	6093	23780
843840 BREWERY MACHINERY				649
843850 MACH PREPARATION MEAT/POULTRY	8574	67598	274370	458422
843860 MACH PREP OF FRUITS/NUTS/VEG.		195801	2304	13577
843880 OTHER MACHINERY	3893	409626	3367	179602
843890 PARTS MACH/ND MFG FOOD DRINK	27621	111643	34057	159923
843910 MACHINERY M/PULP FIBROUS MATAL		1901	696	77819
843920 MACHINERY MAKE PAPER P/BOARD	1840	149566	1590	315861
843930 MACHINERY FINISH PAPER P/BOARD	7210	94742	22177	106362
843991 PARTS MACHIN PULP FIBROSMATERL	2107	9730	79356	93088
843999 OTH PARTS MACHIN PAPER P/BOAD	50474	142921	26388	121014
844010 BOOK-BIND&BOOK-SEWING MACHIN	6014	44372	1825	14811
844090 PARTS BOOK BINDING MACHINERY	117	1017		116
844110 CUTTING MACHINES	87425	315243	15567	125179
844120 MACH MAKE BAGS SACKS/ENVELOP	129	20991		10552
844130 MACH MAKE CARTONS BOX TUBEETC	1026	18692		58359
844140 MACH MOULDING ARTICLE P/P,PULP	2692	48012		27491
844180 OTH MACH FOR MAKING P&P/BOARD		18565	8380	76484
844190 PART MAC H-8441.1000,8441.4000	8231	57271	7964	131295
844230 PRINTING MACH, APATUS&EQUIPMEN	14150	47818	398	61067
844240 PARTS OF THE FORGOING MACH	1652	14748	6949	27775
844250 PLATE ,CYLINDER/PRINT COMPONE	4858	72522	15778	65713
540772 OTH WOV FAB SYNTH FIL DYED 85%		7627	904	6772

Contd.

10.11 Imports by Economic Categories (Detail)

(In Thousand Rupees)

ITEMS	JAN - 2014	FROM JUL-2013	JAN - 2013	FROM JUL-2012
844311 OFF SET PRINT MACHIN REELFED		45718	1654	67283
844312 SHEET FED,OFFICE TYPE S-22&36	2157	37323	5430	54728
844313 OTH OFFSET PRINTING MACHINERY	355210	589060	21879	100134
844314 LETTERPRESS PRI-MACH REEL FED		2545		900
844315 LT-PRESS P-MACH O/T R-FED,FLEX	215	2891	1171	1386
844316 FLEKOGRAPHIC PRINTING MACHIN	15232	57696	215935	232987
844317 GRAVURE PRINTING MACHINERY	4513	88221	27668	334389
844319 HOT STAMPING MACHINES	472441	1227757	17557	815205
844331 MACH PERFORM TWO OR MORE FUNCT	10745	66671	4586	66627
844332 PRINTER CONNECT TO AUTOMA DPM	66818	516597	79909	488134
844339 O-MACH REPRODUC ORIGINAL IMAGE	28772	236071	34910	254378
844391 PART/ACCE PRINTING MACH H-8442	12014	152582	21875	170884
844399 PARTS /ACCE OTH PRINTING MACH	67650	349547	44097	367314
844400 MAC EXTRUD CUT M-MADE TEX-MATE	47049	171248	76328	2697245
844511 CARDING MACHINES	292824	2171254	166946	1480308
844512 COMBING MACHINES	91249	159181		19262
844513 DRAWING /ROVING MACHINES	355522	2300189	95656	890964
844519 OTH MACH TEXTURE FIBRE ETC	101855	1953580	108233	617262
844520 TEXTING SPINNING MACHINES	781316	4003208	218547	1520336
844530 TEXTILE DOUBLING OR TWIST MACH	23219	161452	22699	112548
844540 TEXTILE WINDING MACHINE	618027	4340743	203018	1274998
844590 OTH MACH, TEXTILE FIBRE	127820	1236507	38946	691187
844610 WEAVING MACH FAB WD-NOT>30CM		165	279	2156
844621 POWER LOOM WEAV FAB EXCED 30CM		2604		4307
844629 OTH WEAVING MACHINES(LOOMS)	3752	418748	8066	251154
844630 WEAV MACH FAB >30CM SHUTTLES	365351	4298185	505820	1998618
540772 OTH WOV FAB SYNTH FIL DYED 85%		7627	904	6772
844711 CIRCULAR KNITTING MACHINE	10056	158262	184137	610809
844712 CIRCULAR KNIT MACH DIA>165MM	25917	302749	42468	173434
844720 FLAT KNIT MACH STITCH-BONDING	17901	61951	3570	74322
540772 OTH WOV FAB SYNTH FIL DYED 85%		7627	904	6772
844790 OTH MACH GIMPED YARN TULE LACE	461899	2019639	271716	2429667
844811 DOBBIES JACQUARD COPY ETC MACH	9369	54497	284	104432
844819 OTH AUXILIARY MACHIN HD84.44-47	82791	790720	50841	283292
844820 PARTS&ACCESSORIES MACH H-84.44	848	226320	5511	102302
844831 CARD CLOTHING	132018	716806	99872	663703
844832 PART ACCESSORY MACH TEXT FIBRE	4555	33491	3599	23723
844833 SPINDLE SPIND FLYER S/IN RING	151625	819415	89714	808760
844839 OTH PARTS&ACCESSORIES 84.45	137657	1001763	97831	842234
844842 REEDS FOR LOOMS HEADS&H/FRAM	81211	232727	19464	103748
844849 OTH PART ACCESSORIES WEAV MACH	54762	414026	28572	349676
844851 SINKERS NEEDLES & OTH ARTICLES	37566	261151	37656	231668
844859 PART ACCESSORY MACH HEAD 84.47	26551	334673	29083	248867
844900 MACH MFG FINISH NON WOVENS	45445	86722	8005	44492
845011 WASHING MACH FUL-AUTO NOT>10KG	26407	180090	9554	105288
845012 O-MACH BUILT-CENTRIFUGAL DRIER	25302	129157	15086	157986
845019 O-MACH DRY LINE CAPA -NOT>10KG	7960	18484	22658	180550
845020 MACHINE DRY LINE CAP EXCEL0KG	37794	55540	18259	22636
845090 PARTS FOR H/HOLD WASH MACHINE	28377	122257	1450	70920
845110 DRY-CLEANING MACHINES	1122	1484		3428
845121 DRY MACH OF DRYLINEN CAP<10KG		179		278
845129 OTH DRYING MACHINES	6761	128151	2771	156255
845130 IRONING MACHINES & PRESSES	1333	46470	10087	27666
845140 WASHING BLEACH DYE MACHINES	211442	1181319	62573	846580
845150 REELING UNREEL FOLDING ETC MAC	6014	116299	2947	35232
845180 OTH MACHINERY	709960	3466971	281638	1601633
845190 PARTS FOR DRY CLEAN/DYING MACH	32378	153616	28047	168220
845210 SEWING MACHINE HOUSEHOLD TYPE	12914	57457	25404	220936
845221 AUTOMATIC UNITS SEWING MACHINE	15450	35651	7953	43083
845229 OTH SWING MACHINES	252037	990196	66799	563246
845230 SEWING MACHINE NEEDLES	4446	64270	7912	64185
845290 OTHER PARTS OF SEWING MACHINE	18305	124732	12995	93974
845310 MACH PREP,TANN HIDE,SKIN LEAT	15883	157055	34965	178657
845320 MACH MAKING/REPARING FOOTWEAR	4111	73248	6047	70464
845380 OTH MACH REPAR H-SKINS/LEATHER	2438	21992	4223	26068
845390 PARTS OF MACH TANNING,FOOTWEAR	5611	54700	3532	28857
540772 OTH WOV FAB SYNTH FIL DYED 85%		7627	904	6772

Contd.

10.11 Imports by Economic Categories (Detail)

(In Thousand Rupees)

ITEMS	JAN - 2014	FROM JUL-2013	JAN - 2013	FROM JUL-2012
845410 CONVERTERS	1701	2233	41	2019
845420 INGOT MOULDS & LADLES	644	12463	2204	10654
845430 CASTING MACHINES	47847	282227	69262	156304
845490 PARTS OF CONVERTERS LADLES ETC	39188	72972	8669	20445
845510 TUBE MILLS		139561		
845521 HOT/COMBIN HOT&COLD ROLING MIL	16186	91324		8831
845522 COLD, ROLLING MILLS	6751	10395	404	1562
845530 ROLLS FOR ROLLING MILLS	48734	163023	13598	86996
845590 OTH PARTS METAL ROLLING MILLS	11063	68398	4313	25454
845610 MACH TOOL WORKING BY LSER ETC	1943	25334	3360	15949
845620 MACH OPERATED ULTRASONIC PROCE	376	608		753
845630 MA-TOOL OPER ELECTRO DISCHARGE	3023	9859	566	13992
540772 OTH WOV FAB SYNTH FIL DYED 85%		7627	904	6772
845690 O-MAC TOOL FOR REMOVAL OF MAT	141	37838	57	35776
845710 MACHING CENT FOR WORKING METAL	41411	146875	5006	91502
845720 UNIT CONSTRUCTION MACH(SINGLE)		354		
845811 HORIZONT LATH NUMERICL CONTROL	25489	60234	2748	84145
845819 OTHER, HORIZONTAL LATHES	7154	72877	13291	59337
845891 OTH LATHES NUMERICALLY CONTROL		25240	9610	23010
845899 OTH LATHES FOR REMOVING METALS	14271	79186	10640	53676
845910 WAY TYPE UNIT HEAD MACHINES	200	991	250	1719
845921 OTH DRILL MACH NUMERICAL CONT			1626	8793
845929 OTHER DRILLING MACHINES	2422	43951	5029	121057
540772 OTH WOV FAB SYNTH FIL DYED 85%		7627	904	6772
845931 OTH BOR/DRIL MACH NUMERI CONTR		4069		1534
845939 OTHER BORING-MILLING MACHINES		2262	1200	8061
845940 OTHER BORING MACHINES	6993	45238	1529	63622
845951 MILLING MACH KNEE TYPE N.CONTR		9716		3224
845959 MILL MACH W TRAVERSER =<300MM	623	9476		8503
845961 OTH MILLING MACH NUMERICAL CONT	277	3777		1200
845969 OTHER MILLING MACHINES	6652	37447	4485	22170
845970 OTH THREAD/TAPPING MACH		10084	450	27687
846011 F.SURFACE GRIND MACH NUM CONTR		1860		
846019 OTH F.SURF GRIND MAC AXIS0.01M	3003	12222		8763
846021 OTH GRIND MACH NUMERICAL CONTR		25415		
846029 OTH GRIND MACH AXIS 0.01MM		2183		4992
846039 OTH SHARPENING MACH-TOOL	498	6137		3256
846040 HONING OR LAPPING MACHINES		7130		555
846090 OTHER MACHINE TOOLS	484	15204	817	30466
846120 SHAPPING OR SLOTTING MACHINES	350	11055	1065	14505
846130 BROACHING MACHINES		475		1149
846140 GEAR CUTTING,GRIND/FINISH MACH	5985	31092	7883	48228
846150 SAWING OR CUTTING-OFF MACHINES	3563	65887	6670	58219
846190 OTH MACH TOOL FOR METAL WORK	127	9201	215	12074
846210 FORGING/DIE-STAMP MACH/HAMMERS	1891	10075	2368	24233
846221 BEND,FOLD,ETC MACH NUM CONTROL		368		22533
846229 OTH BENDING,FOLDING MACH	3684	26825		53370
846231 SHEARING MACH NUMERICAL CONTR	1986	3380		1750
846239 OTH SHEARING MACH	43549	68687	1400	12777
846241 PUNCH/NOTCH MACH NUM CONTROL		226		
846249 OTH PUNCHING/NOTCHING MACH	2573	34833	2400	34658
846291 HYDRAULIC PRESSES	79037	104751	1888	219876
846299 OTH PRESSES FOR WORK METAL	7584	54496	9554	34731
846310 DRAW-BENCH FOR BARS,TUBES WIRE	1557	4701		12930
846320 THREAD ROLLING MACHINES	139	5098	8835	9015
846330 MACHINES FOR WORKING WIRE	1370	21121	1923	16016
846390 OTH MACH TOOL WORKING METALS		14362	110	15078
846410 SAWING MACHINES	11118	19519		4249
846420 GRINDING OR POLISHING MACHINES	162	25281	14361	64198
846490 OTH MACH TOOL WORK STONE/CER/C	9602	70890	2096	28363
846510 MACHINE FOR MECHANIC OPERATION		49328		
846591 SAWING MACHINES	82	8269	774	90612
846592 PLANING,MILLING, MOULD MACH	385	4580		9537
846593 GRINDING SANDING POLISHING MAC	703	61983	3111	11874
540772 OTH WOV FAB SYNTH FIL DYED 85%		7627	904	6772
846594 BENDING OR ASSEMBLING MACHINES	64	3030		547
540772 OTH WOV FAB SYNTH FIL DYED 85%		7627	904	6772

Contd.

10.11 Imports by Economic Categories (Detail)

(In Thousand Rupees)

ITEMS	JAN - 2014	FROM JUL-2013	JAN - 2013	FROM JUL-2012
846595 DRILLING OR MORTICING MACHINES		4437	174	174
846596 SPLITTING SLICING PARING MACH	1374	6656	636	10363
846599 OTH MACH TOOL FOR WOOD CORKETC	9837	68563	1992	21207
846610 TOOL HOLDER SELF OPEN DIEHEAD	6376	21244	652	9114
846620 WORK HOLDERS	14	2625	97	1791
846630 DIVIDING HEAD & ATTACH M-TOOL	91	540		281
846691 OTH PART FOR MA-TOOL H.84.64		3696	500	7695
846692 OTH PART FOR MA-TOOL H.84.65	3377	24066	3124	14993
846693 PART/ACCES MACH TOOL PLAN ETC	9421	61342	8282	44310
846694 PART/ACCES MACH TOOL FOLD ETC	7034	418234	15595	43794
846711 PNEUMATIC ROTARY TYPE TOOLS	31	4676		1854
846719 OTH PNEUMATIC TOOLS FOR WORK	1997	18872	1606	21269
846721 DRILL W ELEC MOTOR OF ALL KIND	10182	50487	6234	49268
846722 SAWS SELF CONTAINED ELE-MOTOR	381	4030	596	5376
846729 OTH TOOL WITH ELECTRIC MOTOR	37368	111059	9289	84507
846781 CHAIN SAWS	4054	9482	1577	5729
540772 OTH WOV FAB SYNTH FIL DYED 85%		7627	904	6772
846789 OTH TOOL WORKING IN HAND	2220	15054	513	29619
846791 PARTS OF CHAIN SAWS	1385	4341	89	865
846792 PARTS OF PNEUMATIC TOOLS	1091	11303	4937	21623
846799 OTH PART TOOL WOR IN THE HAND	48054	76318	1420	22305
846810 HAND HELD BLOW PIPES				61
846820 OTH GAS-OPERATED MACH APPARATU	974	10036	721	4533
540772 OTH WOV FAB SYNTH FIL DYED 85%		7627	904	6772
846880 OTH MACH FOR SOLDER, BRAZING	583	15086	639	38030
846890 PARTS FOR SOLDERING, BRAZING MAC	304	12261	1810	22699
846900 TYPEWRITER; WORD PROCESS MACH	966	1204		234
847010 ELEC CALCULATOR, DATA REC MAC	12830	70312	16759	61942
847021 CALC. MACH W PRINT DEVICE	243	252		34
847029 OTH ELECTRO CALCULATING MACHIN		77	2529	2894
847030 OTHER CALCULATING MACHINES		1351		578
847050 CASH REGISTERS	306	24567	219	4342
847090 OTH POSTAGE, TICKET ISSUE MACH	73	10264	23287	188248
847130 PORTABLE AUTOMATIC DP MACHINE	806484	4755571	538650	7769851
847141 OTH AUTOMATIC DATA PRO MACHINE	13370	205298	47510	351394
847149 OTH PRESENTED IN FORM SYSTEMS	148552	205130	17871	61357
847150 PROCESSI UNIT O/T, H-8471.41, 49	368763	1446583	120550	1209782
847160 INPUT, OUTPUT UNIT IN S-HOUSING	57751	274399	53057	289687
847170 STORAGE UNITS	71283	532790	87053	521851
847180 OTH UNITS OF AUTO DAT PRO MACH	27279	87254	5304	24317
847190 OTH LAN, BRIDGES, HUBS EXCL SWIT	36470	519700	34072	264175
847210 DUPLICATING MACHINES		448		19
847230 SORTING/FOLDING/AFFIXING MACH	304	842		51
847290 OTHER, OFFICE MACHINES	102145	950880	91510	461619
847310 PARTS/ACCESS OF MACH H-84.69	15	930		
847321 PART CALC MACH H-8470.10.21.29		510		913
847329 OTH PARTS OF MACH H-84.70	1256	16891	591	19277
847330 PARTS/ACCESS OF MACHINE 84.71	114891	657805	113997	832418
847340 PARTS/ACCESS MACHINE HEAD 84.72	18805	96230	14562	78569
847350 PARTS/ACCESS MAC HD 84.69-84.72	278	1021	1589	6835
847410 SORTING/SCREENING/WASHING MACH	5981	19571	10775	48023
540772 OTH WOV FAB SYNTH FIL DYED 85%		7627	904	6772
847420 CRUSHING OR GRINDING MACHINES	1061	170546	34637	679623
847431 CONCRETE OR MORTAR MIXERS	26649	307435	31889	228278
847432 MACH FOR MIXING MINERAL&BITUME	118853	374603		639
847439 OTH MACH FOR MIXING MINERALS	2853	51449	389	66104
847480 OTHER MACHINERY	14616	69581	16580	232508
847490 PART OF SORTING, SCREENING MACH	207513	906485	76645	408856
847510 MACH FOR MAKING ELEC LAMP/TUBE				2055
847521 MACH FOR MAKING OPTICAL FIBRE				108
847529 OTH GLASS WORKING MACHINES	46469	163469		493010
847590 PARTS OF MACHINES H-NO. 84.75	3595	102253	16165	82761
847621 BEVERAGE/VENDING MA W REFRIG				144
847629 OTH, AUTOMA BEVERG-VENDING MACH	17	1434		4190
847681 OTH MACH HEATING/REFRIG, DEVICE		423		
847689 OTH MACH INCL MONEY CHANG MACH				1370
540772 OTH WOV FAB SYNTH FIL DYED 85%		7627	904	6772

Contd.

10.11 Imports by Economic Categories (Detail)

(In Thousand Rupees)

ITEMS	JAN - 2014	FROM JUL-2013	JAN - 2013	FROM JUL-2012
847690 PARTS OF MACH HEADING 84.76		157		950
847710 INJECTION-MOULDING MACHINES	156311	1451595	90051	1022108
847720 EXTRUDERS	78088	220437	29244	426266
847730 BLOW MOULDING MACHINES	130443	340652	10432	309570
847740 VACUUM MOLDING/THERMOFORM MACH		57810	26444	143485
847751 MACH MOULD PNEUMATIC TYRE,TUBE	861	35926		104376
847759 OTH MACH FOR MOLDING/FORMING	1765	82774		16108
847780 OTH MACH FOR WORKING RUB/PLAST	445427	1339509	43277	1982530
847790 PARTS OF MACH,WORKING RUB/PLAS	50554	432927	58741	480634
847810 MACH FOR REPAIRING TOBACCO		706318	15943	29230
540772 OTH WOV FAB SYNTH FIL DYED 85%		7627	904	6772
847890 PARTS OF MACHINES OF H-84.78	73986	273603	41706	303878
847910 MACH FOR PUBLIC WORKS,BUILDING	139471	577699	3891	172446
847920 MACH FOR EXTRACT/PREP FATS/OIL	63840	93805		12834
847930 PRESS PARTICAL/FIBRE BOARD ETC	211438	316348	25076	182191
847940 ROPE OR CABLE MAKING MACHINES	689	17392		7273
540772 OTH WOV FAB SYNTH FIL DYED 85%		7627	904	6772
847950 INDUSTRIAL ROBOTS(N.E.S.)		412		75488
847960 EVAPORATIVE AIR COOLERS	28253	113162	45210	222361
847979 OTH PASSENGER BOARDING BRIDGES		22859		778
847981 MA FOR TREATING METAL/FLE WIRE		33227		275068
847982 MIX/KNEAD/CRUSH/GRIND ETC MACH	1288734	3590955	183154	875130
847989 OTH APPLI IDIVIL FUNCTIO MACH	71169	2410620	868737	2497692
847990 PART OF MA H- 8479.20.60.82.84	107860	821638	47135	1035300
848010 MOULDING BOXES FOR MET FOUNDRY		8107	5563	18975
848020 MOULD BASES	3365	19943	5477	49921
848030 MOULDING PATTERNS	328	4680	110	13147
848041 INJECTION OR COMPRESSION TYPES	537	16878	2380	7556
848049 OTH, MOULDS FOR METAL/CARBIDES	29543	154005	5504	97299
848050 MOULDS FOR GLASS		22694	12719	36943
848060 MOULDS FOR MINERAL MATERIALS.	13626	90189	3587	27612
848071 INJECTION OR COMPRESSION TYPES	39407	491680	20837	147981
848079 OTH MOULDS FOR RUBBER/PLASTICS	63520	874937	49133	660291
848110 PRESSURE-REDUCING VALVES	690417	2720441	299188	883941
848120 VALVES,OLEOHYD/PNEUMATIC TRANS	36364	201675	2174	31119
848130 CHECK (NONRETURN) VALVES	88788	480914	40596	344165
848140 SAFETY OR RELIEF VALVES	27391	380771	34119	334653
848180 OTH APPLIANCE(TAP,COCKS,VAL)	1279015	5152856	368451	2835367
540772 OTH WOV FAB SYNTH FIL DYED 85%		7627	904	6772
848190 PARTS OF APPLICANCE H-NO.84.81	124157	754161	38251	507426
848210 BALL BEARINGS.	354494	1889493	299869	2013236
848220 TAPERD ROLLER BEARING INC CONE	56545	400635	71859	404735
848230 SPHERICAL ROLLER BEARINGS	66706	273838	29721	196550
848240 NEEDLE ROLLER BEARINGS	2674	39221	3398	63141
848250 OTH CYCLINRICAL ROLLER BEARING	19959	114755	16694	145341
848280 OTH COMBINED BALL/ROLLER BEAR	24522	258804	55590	377084
848291 BALLS, NEEDLES/ROLLERS PARTS	13253	90741	5196	78063
848299 OTH PARTS OF BALL/ROLLER BEAR	27092	142402	6866	123851
848310 TRANSMISSION/CRANKS/SHAFTS.CAM	2562982	3645314	109560	1093801
848320 BEARING HOUSING-BALL/ROLR BEAR	14249	79045	3920	49840
848330 BEARING HOUSING NOT INCOR BEAR	128779	1009121	108311	939404
848340 GEAR,CHAIN SPOK,GEAR BOXES ETC	114189	858371	148726	1058819
848350 FLYWHEL/PULEY INCL PULEY BLOCK	12503	72308	10065	136652
848360 CLUTCHES AND SHAFT COUPLING	45122	303042	57395	307797
848390 PARTS OF HEADING 84.83	29391	309879	18084	135527
848410 GASKET&SIMILAR JOINT OF MATALS	70117	479783	42240	442362
848420 MECHANICAL SEALS	40610	250922	28677	236897
848490 OTH GASKET&SIMI JOINT DISSIMIL	99445	1694746	74153	529830
848610 MACH FOR MANUF BOULES / WAFERS		4474		
848620 MAC FOR MANUF S-COND, I-CIRCUIT		4183		
848640 MACH FOR MANU OF I-CIRCUIT,NES		46726		22084
848690 PARTS&ACCE OF MACH MANU S-COND		228	983	8058
848710 SHIPS/BOATS,PROPELLERS&BLADES		839		235
848790 O-PARTS&ACCE NOT CON ELE-CONNE	58795	240457	80558	370822
850110 ELEB MOTOR OUTPUT NOT>37.5.WAT	79056	355292	83119	249980
850120 UNIVERSAL AC/DC MOTOR >37.5 W	14193	83764	14929	65556
540772 OTH WOV FAB SYNTH FIL DYED 85%		7627	904	6772

Contd.

10.11 Imports by Economic Categories (Detail)

(In Thousand Rupees)

ITEMS	JAN - 2014	FROM JUL-2013	JAN - 2013	FROM JUL-2012
850131 OTH DC MOTOR/GEN 0-P=750 WATT	18576	90979	7655	101904
850132 O-DC MOTOR/GEN 0-P-750W-75KW	6546	48990	2869	29546
850133 OTH DC MOTO/GEN 0-P-75KW-375KW	5547	28225	244	8886
850134 OTH DC MOTOR/GEN OUTPUT >375KW	18014	24249		132
540772 OTH WOV FAB SYNTH FIL DYED 85%		7627	904	6772
850140 OTH AC MOTORS,SINGLE-PHASE	97278	516932	25925	381391
850151 OTHER AC MOTORS MULTI-PHASE	13887	104318	6855	64957
850152 AC MOTORS,OUTPUT-750W-75KW	115301	884558	137361	853930
850153 AC MOTORS,OUTPUT>75KW	15356	230541	49464	382943
540772 OTH WOV FAB SYNTH FIL DYED 85%		7627	904	6772
850161 AC GENERATORS OUTPUT NOT>75KVA	47490	319620	22987	1084483
850162 AC GENERATORS OUTPUT-75-375KVA	5103	69788	1710	94126
850163 AC GENERATOR 0-P-375KVA-750KVA	2722	22528	570	14648
850164 AC GENERATORS OUTPUT >750 KVA	10890	272687	1175	81654
850211 EL GENERATOR (DIESEL)0-P>75 KVA	158584	1484827	741235	2074434
850212 GENER SET(DIESEL)OP- 75-375KVA	184600	1138311	199558	1038230
850213 GENER SET(DIES ENG)OP>375KVA	3263015	9093641	1103651	6841665
850220 GENER SET(SP-ING ENG)OP>375KVA	687005	3116253	258885	1535484
850231 GENERATING SETS,WIND POWERED		5618583		2865
850239 OTHER GENERATING SETS	4174079	5486315	71238	2540652
850240 ELECTRIC ROTARY CONVERTERS.		2924		535
850300 PARTS FOR MACHIN H-85.01/85.02	897003	1581085	146283	1288564
850410 BALLAST FOR DISCHARG LAMP/TUBE	7619	61198	9100	64598
850421 LIQUID DIELECTRIC FORMERS	6162	421251	416	4260
850422 LIQ D-E T/FORMER-650-10000KVA	10141	28765		64032
540772 OTH WOV FAB SYNTH FIL DYED 85%		7627	904	6772
850423 LIQ DI-ELE T/FORMER >10000KVA	60	1370145		494865
850431 OTH TRANSFORMER-PHC-NOT>1 KVA	44985	422082	45765	651627
850432 OTH TRANSFORMER-PHC-1KVA-16KVA	11311	429563	788	324518
850433 OTH TRANSFORMER-PHC-16-500KVA	35149	129427	162607	439545
850434 OTH TRANSFORMER-PHC>500 KVA	2935	610405	20717	4070769
850440 STATIC CONVERTERS	1152408	3448487	482695	2814336
540772 OTH WOV FAB SYNTH FIL DYED 85%		7627	904	6772
850450 OTHER INDUCTORS	25126	256100	15177	107543
850490 PARTS ELIEC POWER MACH H-8504	178050	536986	206817	980985
850511 PERMANENT MAGNETS AND ARTICLES	650	13457	3173	32623
850519 OTH PERMANENT MAGNETS&ARTICLES	15446	69330	19087	93503
850520 EL-MAGNET COUPLING,CLUTCH ETC	970	40107	1345	26211
850590 OTH EL-MAGNET INC/PART HD85.05	7878	46546	11886	35050
850610 MANGANESE DIOXIDE P/CELL&BATT	99765	515748	63844	416642
850630 MERCURIC OXIDE P/CELL&BATTERIES				19
850640 SILVER OXIDE P/CELL&BATTERIES		917	133	133
850650 LITHIUM PRIMARY CELL&BATTERIES	74713	193682	20793	176788
850660 AIR ZINC PRIMARY CELL&BATTERIES	962	24173	1472	2398
850680 OTHER PRIMARY CELL&BATTERIES	28011	168819	33159	184080
850690 PARTS OF PRIMARY CELL&BATTERIES	5692	12953	2851	36528
850710 LEAD-ACID ACCUMULATOR(STARING)	8168	39329	375	11509
850720 OTHER LEAD-ACID ACCUMULATORS	287340	2688670	213741	962062
850730 NICKEL-CADMIUM ACCUMULATORS	40	9927	91	12792
850740 NICKEL-IRON ACCUMULATORS		5		1290
850750 BATTERIES NICKEL-METAL HYDRIDE	157	364	39	1517
850760 BATTERIES LITHIUM-ION	1218	3485	638	946
850780 OTHER ACCUMULATORS	133454	294698	8413	98702
850790 PARTS EL-ACCUMULATOR INCL SEPR	13645	195942	6260	98687
850811 VACUM CLEANER SE-CONTA E-MOTOR	2337	23845	3495	13482
850819 OTH VACUUM CLEANERS SELF MOTOR	3893	14687	921	9900
850860 OTHER VACUUM CLEANERS	445	6718	2131	18384
850870 PARTS OF VACCUM CLEANERS	538	939	425	1122
850940 FOOD GRINDER/MIXERS&JUICE EXT	57661	375403	36493	300085
850980 OTH DOMESTIC APPLIANC	8182	60923	13020	58000
850990 PARTS DOMESTIC APPLIAN	16501	106946	11378	91526
851010 SHAVERS SELF CONTAINED EL-MOTO	1274	20913	2304	19028
851020 HAIR CLIPPERS SELF CON EL-MOTO	4410	14617	108	11897
851030 HAIR-REMOVING APPLIANCES	4517	25649	5420	39084
540772 OTH WOV FAB SYNTH FIL DYED 85%		7627	904	6772
851090 PART OF SHAVER/CLIPPER/REMOVER	1614	1739	14	844
540772 OTH WOV FAB SYNTH FIL DYED 85%		7627	904	6772

Contd.

10.11 Imports by Economic Categories (Detail)

(In Thousand Rupees)

ITEMS	JAN - 2014	FROM JUL-2013	JAN - 2013	FROM JUL-2012
851110 SPARKING PLUGS	48767	477321	50521	441873
851120 IGNITION/DYNAMOS MAG-FLYWHEELS	7424	61312	13897	73285
540772 OTH WOV FAB SYNTH FIL DYED 85%		7627	904	6772
851130 DISTRIBUTORS;IGNITION COILS	16152	112535	25341	145779
851140 STARTERS MOTORS/DUEL PUR GENER	14377	71026	4896	44679
851150 OTHER GENERATORS	840	14943	1182	362847
851180 OTH EL-IGNITION/START EQUIP	3098	17424	942	8816
851190 PARTS OF THE HEADING NO.85.11	25077	225705	44266	218573
851210 LIGHTS SIG EQUIP BICYCLE USED	75	4107	370	749
851220 OTH LIGHTING SIG EQUIPMENT	82964	564140	84610	520340
851230 SOUND SIGNALLING EQUIPMENT	12891	48516	8659	46417
851240 WINDSCREEN WIPER,DEFROST/DEMIS	3820	17572	2781	16752
851310 PORTABLE ELECTRIC LAMPS	128900	574735	98227	485550
540772 OTH WOV FAB SYNTH FIL DYED 85%		7627	904	6772
851390 PARTS(OF THE HEADING NO.85.12)	114	2860	105	1876
851410 RESISTANCE HEATED FURNACE/OVEN	181	4424	369	19230
851420 INDUCTION/DIELECTRIC FUR/OVENS	83842	108603	2465	95460
851430 OTHER FURNACES AND OVENS	7911	76935	34141	183801
851440 OTH IND/DI-EL HEATING EQUIPMNT	287	11671	5349	16007
851490 PARTS(OF HEADING NO.85.14)	2192	29255	2037	36748
851511 SOLDERING IRONS AND GUNS	2015	14177	1874	10379
851519 OTH BRAZING/SOLDER IRONS&GUNS	2261	12727	316	9493
851521 MACHINES,RES WELDING OF METAL		1456	824	42982
851529 OTH MACH RES WELDING OF METAL	2764	56978	2108	55678
851531 MACH ARC WELDING METAL F/AUTO		12186	7512	23243
851539 OTH MACH/APP ARC WELDING METAL	35757	229485	8528	77572
540772 OTH WOV FAB SYNTH FIL DYED 85%		7627	904	6772
851580 OTH MACH/APP HOT SPRAYING METL	17603	167410	12116	57705
851590 PARTS(OF HEADING NO.85.15)	7827	113065	1861	56337
851610 ELE INSTANBOUS/IMERSION HEATER	479	9224	2274	16539
851621 STORAGE HEATING RADIATORS	208	1453		2988
851629 OTH ELE SPACE/SOIL HEATING APPA	5117	102953	6169	160479
851631 HAIR DRYERS	1543	36401	939	19070
851632 OTHER HAIR DRESSING APPARATUS	3187	15023	832	14928
851633 HAND DRYING APPARATUS	170	1619	66	1063
851640 ELECTRIC SMOOTHING IRONS	7390	77788	3254	45769
851650 MICROWAVE OVENS	11524	144464	16623	54151
851660 OTH OVEN/COOKER/GRILL/ROASTERS	11068	95028	12512	52763
851671 ELECTRIC COFFEE OR TEA MAKERS	4931	30393	1452	31372
851672 ELECTRIC TOASTERS	16913	70622	14473	57401
851679 OTH ELECTRIC-THERMIC APPLIANCE	25271	103175	3210	47161
851680 ELECTRIC HEATING RESISTORS	19033	82146	6975	77962
851690 PARTS EL-THERMIC APP H-85.16	108278	608637	100944	503271
851711 LINE TELEPHONE CORDLESS H-SETS	1112	11504	961	7816
851712 TELEPHONE FOR CELLULAR NETWORK	6253510	39593365	4765180	37748315
851718 OTHER TELEPHONES	9621	47029	13078	57587
851761 BASE STATIONS FOR WIRELESS N-W	613652	5288447	13018	4830375
851762 MACH FOR RECEPTION VOICE/IMAGE	1260344	11548094	1200220	25133966
851769 OTHER APPARATUS	980842	7726523	3217451	13982530
851770 PARTS FOR TELEPHONES/WIRELESS	1112437	5962447	728928	5276851
851810 MICROPHONES AND STANDS THEREOF	8809	25308	3474	16834
851821 SINGLE L/SP MOUNTED IN ENCLOUR	19337	77724	11686	51298
851822 MULTIPLE L/SP MOUNTED IN ENCL	28791	176166	23989	168797
851829 OTH L/SP NOT MOUNTED IN ENCL	16809	135991	8981	81824
851830 HEAD/EAR/MICRO PHONE SPEAK SET	30038	150301	25011	195729
851840 AUDIO FREQUENCY ELEC.AMPLIFIER	6544	31292	2085	20526
851850 ELECTRIC SOUND AMPLIFIER SETS	125692	135002	1566	13698
851890 PARTS & ACCESSORIES HEAD 85.18	817	17310	3586	14241
540772 OTH WOV FAB SYNTH FIL DYED 85%		7627	904	6772
851920 APPA OPERATED BY COINS,BANKNOT		19		20
851930 TURNTABLES (RECORD-DECKS)	10	45		13
540772 OTH WOV FAB SYNTH FIL DYED 85%		7627	904	6772
851950 TELEPHONE ANSWERING MACHINES				110
540772 OTH WOV FAB SYNTH FIL DYED 85%		7627	904	6772
540772 OTH WOV FAB SYNTH FIL DYED 85%		7627	904	6772
851981 O-APPA USING MAG/OPTICAL MEDIA	283	1562		2816
540772 OTH WOV FAB SYNTH FIL DYED 85%		7627	904	6772

Contd.

10.11 Imports by Economic Categories (Detail)

(In Thousand Rupees)

ITEMS	JAN - 2014	FROM JUL-2013	JAN - 2013	FROM JUL-2012
851989 OTH COMPACT DISK PLAYERS	3740	22704	6172	27945
852110 MAGNETIC TAPE TYPE	2409	22949	8206	53345
852190 OTH VIDEO REC/REPRODUCING APP	9005	76193	14529	87343
540772 OTH WOV FAB SYNTH FIL DYED 85%		7627	904	6772
852210 PICK UP CARTRIDGES		1265		73
852380 DATA/SOUND RECORDED AUTO.DFM	994959	2200769	833366	3706248
852550 TRANSMISSION APPA FOR RADIO/TV	1194	42671	38024	87006
852560 TRANSMISSION APPARATUS	24279	258415	39346	277359
852580 TV CAMERAS ,DIGI/VIDEO CAMERA-R	31542	268965	25309	195172
852610 RADAR APPARATUS		5261		223
852691 RADIO NAVIGATIONAL AID APPARAT	21557	90627	8651	52587
852692 RADIO REMOTE CONTROL APPARATUS		8	118	3323
852712 POCKETSIZE RADIOCASSETTE PLAYER	462	2656	199	4502
852713 OTH APPA COMB W/SOUND REC/PRO	363	1106		6067
852719 OTH RECORDING/REPRODUCING APPA		21474	1566	12068
852721 OTH RADIO BRO-RECEIVER FOR VEH	1595	6517	192	4625
852729 OTH SOUND REC/REPRO APPA VEH	5289	18385	3832	22738
852791 OTH APPA COMB W/SOUND REC/PRO	155	1622		8
852799 MODEMS FOR SUND RECOD APPA		14451	562	38328
852841 MONITORS AUTOM DATA PRO SYSTEM	4726	49900	112513	310481
852849 OTH CATHODE-RAY TUBE MONITORS	770	5945	6335	21734
852851 OTH MONITOR DATA PROCESSING SY	123052	1041070	101358	1003220
852859 OTHER MONITORS	48992	64014	2662	50557
540772 OTH WOV FAB SYNTH FIL DYED 85%		7627	904	6772
852861 PROJECTOR FOR AUTO- DPS-H8471	10238	75558	4629	55885
852869 MULTIMEDIA PROJECTOR-FOR DP-SY	59	7258	725	4177
852871 RECEPTION APPA FOR TV	23523	90430	9828	26422
852872 OTH COLOUR TV SETS	9733	90314	11117	102555
852873 OTH MONOCHROME RECEPTION-APPA				171
852910 AERIALS/REFLECTORS ALL KINDS	22235	107898	32025	272406
852990 OTH PARTS/APP H-85.25-85.28	595219	3987058	522236	3312613
853010 EL-SIGNAL EQP RAILWAY/TRAMWAY		204399	202713	1539729
853080 OTH SIGNAL EQP EL TRAFIC CONT	4610	68037		273693
853090 PARTS OF EQP HEAD 85.30		15004	5006	16701
853110 BURGLAR/FIRE ALARMS/SIMIL APPT	11831	88559	10129	62461
853120 INDICATOR PANEL INCOMP LCD/LED	9090	69597	12223	112377
853180 OTHER APPARATUS	8060	75294	13665	137577
853190 PARTS ELEC SOUND/VIS SIG APPT	13341	8091454	5367	71880
853210 FIX CAPACITIO 50/60HZ CAP.5KVAR	15120	77679	10116	71145
853221 OTHER FIXED CAPACITOR	20	389		181
853222 ALUMINIUM ELECTROLYTIC FIX CAP	46	1702	673	3629
853223 CERAMIC DIELEC, SIN-LYR FIX CAP	191	2287	355	1533
853224 CERAMIC DIELEC MUL-LYR FIX CAP	3473	9327	365	3274
853225 DIELECTRIC PAPER PLAS FIX CAP	166	1660	98	3149
853229 OTHER FIXED CAPACITORS	11696	101746	45465	115453
853230 VARIABLE/ADJUSTABLE CAPACITORS	1779	6851	11610	26403
853290 PARTS OF ELECTRICAL CAPACITORS	2448	20901	2851	21761
853310 FIXED CARBON RES COMP/FILMTYPE	368	16096	3380	14738
853321 OTH FIXED RES CAPACITY < 20 W	253	5848		1524
853329 OTHER FIXED RESISTORS	5833	43263	10213	53539
853331 W/WOUND RESISTOR- RHEO&POTEN	1388	9328	1023	12059
853339 OTH W/WOUND VARIABLE RESISTORS	1022	20569	1592	8962
853340 OTH VAR RES INCL RHEOSTATS	2682	21904	2511	18157
853390 PARTS FOR ELECTRICAL RESISTERS	928	4682	1399	6447
540772 OTH WOV FAB SYNTH FIL DYED 85%		7627	904	6772
853400 PRINTED CIRCUITS	48675	487983	54626	380440
540772 OTH WOV FAB SYNTH FIL DYED 85%		7627	904	6772
853510 FUSES FOR VOLTAGE >1000 VOLTS	7770	30133	10280	19621
853521 AUTOMA C-BRAKER VOT <72.5 KV	36153	463526	47913	281785
853529 OTH AUTOMATIC CIRCUIT BRAKER	43364	601980	109394	720794
540772 OTH WOV FAB SYNTH FIL DYED 85%		7627	904	6772
853530 ISOLATING/MAKE-AND-BREAK SWIT	10536	129045	51031	148080
540772 OTH WOV FAB SYNTH FIL DYED 85%		7627	904	6772
853540 LIGHT ARRESTER, VOL LIMITER ETC	46395	70790	6369	33887
853590 ELEC APP SWITCHING CIR>1000VOL	165259	1560618	1838	1511792
853610 FUSES FOR VOLTAGE <1000 VOLTS	7328	37397	9080	40408
540772 OTH WOV FAB SYNTH FIL DYED 85%		7627	904	6772

Contd.

10.11 Imports by Economic Categories (Detail)

(In Thousand Rupees)

ITEMS	JAN - 2014	FROM JUL-2013	JAN - 2013	FROM JUL-2012
853620 AUTOMATIC CIR BREAKER	161367	1079003	81000	820796
853630 OTH APP PROTECTING ELBC CIRCU	697	22046	61604	74500
853641 RELAYS FOR VOLTAGE	9108	71825	15702	75171
853649 OTHER, RELAYS	62639	587458	39607	455776
853650 OTHER SWITCHES	60927	425586	63637	462563
853661 LAMP HOLDERS	9137	34462	4997	29468
853669 OTHER,PLUGS AND SOCKETS	99021	448092	35480	238422
853670 CONNECTORS FOR OPTICALFIBRES	2058	20750	1857	16607
853690 OTH ELECTRICAL APPARATUS	73170	663778	94911	608710
853710 BOARD,PANEC ETC VOLTAGE-1000V	384827	2180454	139714	1044835
853720 BODIES,CONSOLE ETC VOLT>1000V	148807	700592	501555	794616
853810 BOARD,PANELS GOODS HEAD 85.37	48995	284136	12926	141763
853890 OTH PARTS SUITABLE GOOD H85.37	161043	1134694	279127	1312859
853910 SEALED BEAM LAMP UNITS	12607	54784	8502	42173
853921 TUNGSTEN HALOGEN LAMPS	15423	131539	20096	137908
853922 OTH LAMPS 200W FOR VOLT>100V	18984	85991	13513	92419
853929 OTH FILAMENT LAMPS EXCL U-VIOL	58236	289294	48227	185712
853931 DISCHARGE LAMP O/TAN U-V-LAMP	15054	50800	37204	174930
853932 MERCURY OR SODIUM VAPOUR LAMPS	4840	15802	4890	20699
853939 OTH DISCHARGE LAMPS,O/TH ULTRA	1464416	7583662	675316	3365425
853941 ARC-LAMPS (ELECTRIC)	129	1577		1578
853949 OTH ULTRA-VOILET/INFRA-REDLAMP	3109	26371	3806	17089
853990 PARTS ELECTRIC FILAMENT/D-LAMP	23186	184615	34792	185317
854011 CATHODE-RAY TV PICTURE TUBES	20566	96606	37531	251969
854020 TV CAMERA TUBE(IMAG CONVERTER)			25	117
854060 OTHER CATHODE-RAY TUBES	314	375	25	37
854071 MAGNETRONS	28776	193617	36671	115527
854079 OTH,MICROWAVE TUBE,CARCINOTR			30	5436
854081 OTHER VALVES AND TUBES:	193	3900		60
854089 OTHER VALVES ANA TUBES,N.S.	187	3114	99	3410
854099 OTH PARTS OF HEADING NO.85.40	201	372		376
854110 DIODES,OTH THAN PHOTOSENSITIVE	6361	53390	7669	51934
854121 TRANSISTOR O/THAN PHOTOSENSITV	1375	11948	832	9000
854129 OTH TRANSISTOR O/TH PHOTOSEN	5364	59428	7409	47756
854130 THYRISTORS DIACS AND TRIACS	2915	13698	1346	5758
854140 PHOTOSENSITIV SEMICONDUCTOR DE	1850970	9816357	231533	886970
854150 OTH SEMICONDUCTOR DEVICES	11522	79577	4070	43204
854160 MOUNTED PIEZO-ELECTRIC CRYSTAL	1626	5474	2083	5116
854190 PARTS OF APPARATUS OF H-85.41	4507	32848	1240	18005
854231 ELECTRONIC INTEGRATED CIRCUIT	27609	298603	30217	105281
854232 MEMORIES	161	8139	405	4409
854233 AMPLIFIERS	276	10777	901	6780
854239 OTH ELECTRO INTEGRATED CIRCUIT	28372	195213	25546	233071
540772 OTH WOV FAB SYNTH FIL DYED 85%		7627	904	6772
854290 PARTS OF ELBC INTIGRAT CIRCUIT	12032	41265	2541	23082
854310 PARTICLES ACCELERATORS				19
854320 SIGNAL GENERATORS	1235	43191	2859	21779
854330 MACH APPA EL-PLATING ELECTROLYS	869	7974	660	1759
854370 OTHER MACHINE/APPARATUS	134958	866203	76452	577858
540772 OTH WOV FAB SYNTH FIL DYED 85%		7627	904	6772
854390 PARTS OF THE APPARATUS H-85,43	38975	109204	1567	136678
854411 WINDING WIRE OF COPPER	8307	101873	39172	241566
854419 OTHER WINDING WIRE OF COPPER	45573	302018	32688	315412
854420 CO-AXIAL CABLE & CONDUCTORS	13733	354885	14261	100253
854430 IGNITION & OTHER WRITING SETS	4154	68911	6981	101722
540772 OTH WOV FAB SYNTH FIL DYED 85%		7627	904	6772
854442 COMPUTER LEADS WITH CONNECTOR	119813	1083356	62413	462351
540772 OTH WOV FAB SYNTH FIL DYED 85%		7627	904	6772
854449 OTH ELECTRIC CONDUCTOR N>1000V	141714	2151817	782755	3061183
854460 OTH EL CON FOR VOLTAGE >1000V	111932	944534	7237	229936
854470 OPTICAL FIBRE CABLES	37718	214186	10751	98524
854511 ELECTRODES USED IN FURNACES	2595	20195	45	29087
854519 OTHER ELECTRODES	1628	7290	3308	4632
854520 CARBON BRUSHES	4449	31131	2287	32469
854590 OTH LAMP/BATTERY CARBON,GRAPIT	1045	20841	23119	43637
854610 BELECTRICAL INSULATOR OF GLASS		2720		42
540772 OTH WOV FAB SYNTH FIL DYED 85%		7627	904	6772

Contd.

10.11 Imports by Economic Categories (Detail)

(In Thousand Rupees)

ITEMS	JAN - 2014	FROM JUL-2013	JAN - 2013	FROM JUL-2012
854620 ELECTRICAL INSULATOR CERAMICS	112077	512002	8512	203186
854690 OTH ELE INSU OTH THN GLAS,CERA	1922	56590	33049	93581
854710 INSULATING FITTINGS OF CERMIC	2	4477		1026
854720 INSULATING FITTINGS OF PLASTIC	637	3084	801	1693
854790 OTH INSULATIN FITT PLAS/CERMIC	152212	184156	22595	127733
854810 WAST/SCRP PRI BAIKY,CEL,ACCUMU	4770	206231		36418
854890 OTH,PARTS ELE MACHINE/APP NES	626	4421		1619
860110 RAIL LOCOMO POWERED ELECTRICIT		44		
860210 DIESEL ELECTRIC LOCOMOTIVES	1193344	1193344		
860390 OTH,RAILWAY OR TRAMWAY COACHES				2818027
860400 RAIL/TRAMWAY MAINTENANCE VEHIC	39526	65900	28584	28584
860610 TANK WAGONS AND THE LIKE				2536361
860699 OTH RAIL,TRAMWAY GOOD VAN(NSP)				122874
860719 OTH INCL PARTS AXELS/WHEEL	39914	78367		8025
860729 OTH BRAKES LOCOM&PATS THEREOF	1443	2957	1444	1499
860730 HOOKS,COUPLIN DEVICES,BUFFERS	488	3723		123
860791 OTHER PARTS OF LOCOMOTIVES	214655	858739		37421
860799 OTH RAILWAY LOCOMOT STOCK PART		5945		2308
860800 RAIL/TRAMWAY TRACK FIXTURES	753819	1089028	3513	68607
860900 CONTAINERS SPECIL DESI,EQUIPPED	8597	183639	7721	101444
870110 PEDESTRAIN CONTROLLED TRACTORS		448		49
870120 ROAD TRACTORS FOR SEMI-TRAILER	490233	1436925	38247	1049614
870190 COMP AG-TRACTORS-ANY KIT FORM	39170	1601860	18486	1756856
870210 M.VEH 10 OR >PERSON DIESEL ENG	399173	2610078	374300	3988049
870290 COMP O-M-VEH 10PER&DERIVER AKF	57327	540230	121376	485357
870310 M-CAR FOR TRAVEL ON SNOW/GOLF	2320	3773	4121	25230
870321 MOTOR VEH CYLINDER CAP-1000CC	2491853	13206146	1868233	14717918
870322 OTH CAR CY CAP>1000CC - 1500CC	1916155	10665435	2099886	18361447
870323 OTH VEH CYL CAP 1500 - 3000CC	1262128	7867106	1125249	8098375
870324 OTH VEH CYL CAPACITY>3000CC	325671	1850723	361687	2121509
870331 OTH VEH(DIESEL ENG)CYL-C-1500CC	1757	61118	19664	38043
540772 OTH WOV FAB SYNTH FIL DYED 85%		7627	904	6772
870332 VEH(DIESEL ENG)CY-1500 -2500CC		56329	13131	183978
870333 OTH VEH(DIESEL ENG)CAP>2500CC	19847	5130734	134771	1329153
870390 OTH M-CAR/M-VEH FOR PERSONS	20735	89664	79466	571522
870410 DUMPERS DESIGN FOR OFF-HIGHWAY	17455	611745	26498	545958
870421 OTH VEH(DIESEL ENG)NOT>5TONNES	421529	3251315	263693	3599911
870422 OTH VEH(DIESEL ENG)GVW-5-20TON	269030	1532814	438886	1499107
870423 OTH VEH(DIESEL)GVW >20 TONNES	1119	217526	47299	887998
870431 OT VEH SPARK-IGNITION NOT>5TON	264077	1857526	2990	1567919
870432 OT VEH (SP-IGN)GVW > 5 TONNES				3505
870490 OTH VEH FOR TRANSPORT GOODS	53	289		
870510 CRANE LORRIES		54187		704885
870520 MOBILE DRILLING DERRICKS		13821		
540772 OTH WOV FAB SYNTH FIL DYED 85%		7627	904	6772
870530 FIRE FIGHTING VEHICLES	3138	56376	24684	72491
870540 CONCRETE-MIXER LORRIES	255275	693513	35352	160965
870590 OTH SPECIAL PURPOSE MOTOR VEH	384520	1071135	376871	1779630
870710 BODIES/CABS FOR VEH-H-87.03	1023	8275	570	1309
870790 BODIES OF VEH-H-87042190&.3190	12647	69189	3348	33312
870810 BUMPERS AND PARTS THEREOF	11813	45841	7116	55392
540772 OTH WOV FAB SYNTH FIL DYED 85%		7627	904	6772
870821 OTH PART ACCE OF BODIES,SEATS	16696	61219	3043	37347
870829 OTH PART ACCE OF BODIES,CABS	552618	3941394	489219	3729746
540772 OTH WOV FAB SYNTH FIL DYED 85%		7627	904	6772
870830 BRAKES&SERVO-BRAKES,PARTS VEH	18362	148345	31256	161241
870840 GEAR BOXES AND PARTS THEREOF	125224	343260	3636	17383
870850 DRIVE-AXLES WITH DIFFERENTIAL	16645	124092	9128	317462
870870 ROAD WHEELS&PARTS&ACCESSO	18317	102894	15045	96231
870880 SUSPENSION SYS,SHOCK-ABSORBERS	24803	353149	33416	558014
870891 RADIATORS & PARTS THEREOF VEH	8757	71616	8043	93225
870892 SILENCERS&EXHAUST PIPES,PARTS		3289	75	465
870893 CLUTCHES AND PARTS THEREOF	12941	78203	10949	63020
870894 STEERING WHEELS,CLUMNS,BOXES	31525	408211	48818	319692
870895 SAFETY AIRBAGS INFLATER SYSTEM			203	1828
870899 OTH PARTS FOR VEHICLES H-8701	695783	3239472	507508	2620864
540772 OTH WOV FAB SYNTH FIL DYED 85%		7627	904	6772

Contd.

10.11 Imports by Economic Categories (Detail)

(In Thousand Rupees)

ITEMS	JAN - 2014	FROM JUL-2013	JAN - 2013	FROM JUL-2012
870911 WORK TRUCKS SELF-PROPEL ELECTR	6245	7510		
870919 OTH WORK TRUCK SELF PRO N-FLTT		9774		
871000 TANKS,OTH ARMOUR FIGHTING VEH			8164	8164
871110 MOTORCYCLE CYL CAP-NOT>50CC		151		6266
871120 M-CYCLE CYL CAPACITY- 50-250CC	697579	3826860	882200	4376890
871130 M-CYCLE CYL CAPACITY-250-500CC		78490	4297	4634
871140 M-CYCLE CYL CAP-500-800CC	2450	24951	680	16276
871150 M-CYCLE CYL CAP EXCEEDIN-800CC	12627	22754	3782	13769
871190 OTH M-CYCLE(INCLUDING MOPEDS)	163397	682241	133	186
871200 BICYCLES,OTH DELIVERY TRICYCL	36780	215820	18690	200828
871310 INVALID CARRIAG NOT MECH PROPL	20333	92468	6935	74701
871390 OTH INVALID CARRIAG MOTORISED		1736	466	1423
871410 SADDLES OF MOTORCYCLES,MOPEDS	335839	2846173	441728	3409212
871420 PART ACCE INVALID CARRIAGES		479		109
871491 FRAMES,FORKS & PARTS THEREOF	31637	33253		259
871492 WHEEL RIMS AND SPOKES	6958	9290	982	5253
871493 HUBS,COAST BRAK HUB,FREE WHEL	16829	41862	1759	18057
871494 BRAK,COAST BRAK HUB,HUB BRAK	2590	8223	574	2421
871495 OTHER, SADDLES	3216	15018	959	14731
540772 OTH WOV FAB SYNTH FIL DYED 85%		7627	904	6772
871496 PEDALS,CRANK-GEAR,& PARTS THOF		3999		2787
871500 BABY CARRIAGES & PARTS THEREOF	5615	22384	3107	17956
871610 TRAILER,SEMI-TRALER CARVN TYPE		5703	35209	35717
871631 TAKER/SEMI TANKER TRAILERS		40605		121326
871639 OTH TRAILER,SEMI TRAI FOR GOOD	3937	18714		
871640 OTH TRAILERS & SEMI-TRAILERS		2821		
871680 OTH VEH NOT MECHANICALLY PROPL	4465	49397	17700	59958
871690 PARTS,TRAILER SEMI-TRAI H87.16	9921	43095	6557	28121
880100 GLIDERS AND HANG GLIDERS		874	1313	1313
880220 AEROPLAN UNLADEN WT NOT>2000KG		612		
880230 AEROPLAN UNLADN W-2000-15000KG				305179
880240 AEROPLAN UNLADN WT >15000KG	40114	812110		510709
880310 PROPELLERS,ROTORS & PATS THROF	32	7816		807
880320 UNDER CARRIAGES/PARTS THEREOF		2942	25	4658
880330 OTH PARTS OF AEROPLANE/HELICOP	24987	799084	119529	584780
880400 PARACHUTES AND ROTOCHUTES,PART		270		905
880521 AIR COMBAT SIMULATORS & PARTS		7066		
880529 OTH GROUND FLYING TRAINER PART	10989	15419		
890110 CRUISE SHIPS,BOATS FOR PERSONS				36539
540772 OTH WOV FAB SYNTH FIL DYED 85%		7627	904	6772
890190 OTH VESSELS FOR PERSONS/GOODS				429350
890310 INFLATABLE YATCHS,VESL PLE/SPO	215	403	105	3177
890391 SAILBOATS,WITH/W-OUT AUX-MOTOR		1856		956
890392 MOTORBOAT,O/THN OUTBOARD M-BO			3774	7100
890399 OTH INFLATABLE YATCHS		2377	164	5888
540772 OTH WOV FAB SYNTH FIL DYED 85%		7627	904	6772
890400 TUGS AND PUSHER CRAFT.				43
540772 OTH WOV FAB SYNTH FIL DYED 85%		7627	904	6772
890510 DREDGERS				269476
890520 SUBMERSIBLE DRILLING PLATFORMS	46591	46591		
890690 OTHER VESSELS & LIFEBOATS			10846	10846
890710 OTH FLOATING INFLATABLE RAFTS				96
890790 OTH FLOATING STRUCTURES,TANKS		5748		1496
900490 OTH SPECT,GOGGLE&THE LIKE CORR	3681	25351	3252	31597
900510 BINOCULARS	350	4054	210	20213
900580 OTH ASTRONOMICAL INSTRUMENTS	870	2997	267	1167
900699 O-PART,AC P-GRAPHIC F-LIGH APP	950	1645	384	710
900710 CINEMATOGRAPHIC CAMERAS				171
900720 CINEMATOGRAPH PROJECTOR.S-R/RE	209	6035	184	2344
900791 PAR,ACC-CINEMATOGRAPHIC CAMERA	103	151	86	163
900792 PART,ACCE-CINEMATOGR PROJECTOR		2887		1568
900850 PROJECTORS,ENLARGERS&REDUCERS		3067	729	2631
900890 PARTS/ACCE OF IMAGE PROJECTORS		526	11	1332
901010 APPA,EQUI AUTOMATC DEVELO FILM		500178		73600
901050 OTH APP EQU PHO-GRAPHIC LAB	6485	33037	725	23794
901060 PROJECTION SCREENS	3209	11961		20010
540772 OTH WOV FAB SYNTH FIL DYED 85%		7627	904	6772

Contd.

10.11 Imports by Economic Categories (Detail)

(In Thousand Rupees)

ITEMS	JAN - 2014	FROM JUL-2013	JAN - 2013	FROM JUL-2012
901090 PART ACCE OF APP/EUIP H-90.10	87	5955	129	7397
901110 STEREOSCOPIC MICROSCOPES	366	1500	489	3724
901120 OTH MICROSCOPE P-MICROGRAPHY		6416		13322
901180 OTHER MICROSCOPES	3434	111528	1454	87878
901190 PART,ACCE OF OPTICAL MICROSCOPE	446	48987	181	19215
901210 M-SCOPE O/THN OPTIC M-SCOP APP		15865	858	8423
901290 PART,ACC M-SCOPE O/THN OPTICAL		879	907	1605
540772 OTH WOV FAB SYNTH FIL DYED 85%		7627	904	6772
901310 TELESCOPIC SIGHTS FITT TO ARMS		50	14	510
901320 LASERS OTHER THAN LASER DIODS		11201	96	2752
901380 OTH DEVICES APPLI&INSTRUMENTS	6130	106052	6575	70596
901390 PARTS,ACCE OF SUB GROUP-90.13	17854	42772		40416
901410 DIRECTION FINDING COMPASSES	24	135	45	341
901420 INST/APPLI AERONAUTIC NAVIGATO		531		7069
901480 OTH INS/APPLI (NAVIGATIONAL)	1239	2348	397	3240
901490 PART,ACCE OF SUB GROUP OF90.14		1155	107	17914
901510 RANGEFINDERS	225	4905	227	647
901520 THEODOLITES AND TACHEOMETERS	3810	9309	3557	5265
901530 SURVEYING LEVELS	838	8705	3893	13544
901540 PH-GRAMMETRICAL SURVEY INS/APP			21	26
901580 OTH INS AND APPLIANC-SURVEYING	308629	2001566	182927	1942483
901590 PARTS&ACCE OF SURVEYING INSTRU	87639	518240	8104	362105
901600 BALANCE SENSITIVITY 5CG/BETTER	2268	22956	1944	22642
901710 DRAFTING TABLE MACH W/NOT AUTO	6653	15565	4691	21118
901720 O-DRAWING MARK/MATH CALC INSTR	4763	25481	1410	25854
901730 MICROMETERS/CALLIPERS & GUAGES	1688	20201	3791	23116
901780 OTHER INSTRUMENTS	10469	93864	5689	35055
901790 PARTS/ACCE OF MEASURING INSTRU	2199	9813	530	6784
901811 ELECTRO-CARDIOGRAPHS	7102	53307	40204	58332
901812 ULTRASONIC SCANNING APPARATUS	30872	119093	16532	168572
901813 MAGNETIC RESONANCE IMAGING APPA	285748	654352	120630	874540
901814 SCINTIGRAPHIC APPARATUS		20561		637
901819 OTH ELECTRO-DIAGNOSTIC APPARAT	175880	1061159	171740	1837554
901820 ULTRA VOILET/INFRA-RED RAY APP		538	6	92
901831 SYRINGES,WITH/WITHOUT NEEDLES	133743	954811	74041	659879
901832 TUBULAR METAL NEEDLE/NEEDL SUTU	22998	172332	31098	227689
901839 OTH NEEDLES,CATHERS,CANNULA	405420	2425383	303764	1983865
901841 DENTAL DRILL ENGINES,W/C-D-EQU			4	834
901849 OTH;INS/APPLI, DENTAL SCIENCE	8123	34958	4808	67465
901850 OTH,OPHTHALMIC INST&APPLIANCE	20043	172148	25398	483605
540772 OTH WOV FAB SYNTH FIL DYED 85%		7627	904	6772
901890 OTH INSTRUMENT & APPLIANCE.	528492	3609955	407601	3033310
901910 MECHANO-THERPY,MESSAGE/PSY APP	10601	199240	4950	107953
901920 OZONE,OXYGEN ,AEROSOL THERAPY,	54344	323853	33699	374483
902190 OTH;APP,WORN CARY,IMPL IN BODY	55125	278996	24889	170798
902212 COMPUTED TOMOGRAPHY APPARATUS	246091	649525	3175	748689
902213 OTH X-RAY APPA FOR DENTAL USES		1425		983
902214 OTH,X-RAY APP FOR MEDICAL SURG	32740	345979	41176	336885
902219 X-RAY APPA FOR OTHER USES	67033	365392	82613	186673
902221 APP BASE ON ALP,BETA GAMA RADI		35847	3378	44056
902229 APP ALPHA-BE-GA RADI-OTHER USE		19116	5533	191251
902230 X-RAY TUBES	210	36702	2850	3096
540772 OTH WOV FAB SYNTH FIL DYED 85%		7627	904	6772

Contd.

10.11 Imports by Economic Categories (Detail)

(In Thousand Rupees)

ITEMS	JAN - 2014	FROM JUL-2013	JAN - 2013	FROM JUL-2012
902290 O-APP AL-B-G RADI INCL PA/ACCE	24348	177674	11762	121234
902300 APPA DESIGNED F-DEMANSTRATION	32857	372449	13775	372125
902410 MACH&APPLI FOR TESTING METALS	1972	50877	2290	12708
902480 O-MACH-TESTING HARDNESS/STREN	22514	275114	28713	446054
902490 PARTS&ACC-HARD/STREN TEST MACH	1147	31160	5018	24861
902511 LIQUID-FILLED THERMOMETER/PYRO	11683	55240	3037	23077
902519 OTHER THERMOMETERS/PYROMETERS	7481	55319	5775	37566
540772 OTH WOV FAB SYNTH FIL DYED 85%		7627	904	6772
902580 OTHER INSTRUMENTS	9142	146304	8384	89244
902590 PARTS ACCE INSTRUMENTS H-9025	2541	33738	1143	27115
902610 APP,MEASUR/CHECK FLOW/ LEVEL.	6368	120369	1275	55675
902620 APP, MEASUR/CHECK PRESSURE.	23439	289959	30142	178970
902680 OTH,APP,MEASUR VARIATION LIQ/G	87042	1095267	82089	845286
902690 PARTS,ACCE OF SUB GROUP 90.26.	14972	209899	19183	90710
902710 GAS/SMOKE ANALYSIS APPARATUS.	13950	139176	31673	84425
902720 CHROMATOGRAPHS/ELECTROPHOR INS	63540	298846	39979	208835
902730 SPECTRO,SPECTROPHOT-METER RADI	23895	160341	22799	222891
902750 OTH,INS.USING OPTICAL RADIATION	99820	385329	19127	277618
902780 OTH,INST FOR PHYSICAL CHEM ANA	109088	1364313	183220	996659
902790 MICROTOMES;PART ACCE APP-90.27	23251	280842	12743	178808
902810 GAS METERS	39784	200165	79	25497
902820 LIQUID METERS	323	25556	776	7880
902830 ELBCTRICITY METERS	5180	61228	45999	197963
902890 PART,ACCE OF SUB GROUP 90.26	122446	866305	53243	675448
902910 REVOL/PROD COUNTRS,TAXIMETERS,	1602	4891	1623	9474
902920 SPEED INDICATORS/TACHOMETERS	2562	16050	2720	26006
902990 PARTS ACCE OF METERS-H-90.29	12920	79384	9442	82293
903010 INS,MEASUR IONISING RADIATIONS	18866	74495	24344	88574
903020 OSCILLOSCOPE&OSCILLOGRAPH	282	17391		13133
903031 O-INSIR MEASUR VOLTAGE,CURRENT	9195	23460	1287	43446
903032 MULTIMETER WITH RECORD DEVICE	48	7322	818	5689
903033 O-METER WITH OUT RECOED DEVICE	29241	121126	32151	145277
903039 O-OSCILLOSCOPE W-RECOED DEVICE		32466	148	5361
903040 OTH,INS,SPE DESI FOR TELECOMMU	1617	118777		209343
903082 OTH,INS,MEASUR SEMICONDOCTOR		5956	81	352
903084 OTH,APPA,WITH RECORDING DEVIC	71	1537	335	5350
903089 OTH,INS,MEASUR ELECTRICAL QTY.	12052	151751	15239	118457
903090 PARTS ACCE OF SUB GROUP 90.30	45021	59180	1610	300476
903110 MACH BALANCING MECHANICAL PARTS	18	1117	299	10132
903120 TEST BENCHES		142524	1548	19078
903149 OTH,OPTICAL INS & APPLIACES.	34873	121919	2028	14869
903180 OTH,INS APPLIANCES & MACHINES.	116938	1162708	98891	947916
903190 PART,ACCE OF ARTICLE H- 90.31	16513	97306	18632	133730
903210 THERMOSTAT	27498	211169	34601	242786
903220 MANOSTAT(PRESSURE REGULATORS)		6750	143	2184
903281 OTH,INS HYDRAULIC OR PNEUMATIC	660	12161	970	25517
903289 OTH,REGULATING,CONTROLLING INS	69525	815026	249313	1230943
903290 PARTS,ACCE OF ARTICLE H- 90.32	2435	108838	11745	106937
940210 DENTILSTS,BARBER CHAIRS, PARTS	14681	75895	272	24521
940290 OTH;OPE TABLES,EXAM TABLE MECH	34059	174208	42862	285370
940560 ILLUMINATED SIGN,NAMPLATES,LIK	818	5040	1433	9099
940591 PARTS OF LAMP LIGHT FIT GLASS.	14137	47789	7086	39404
940599 OTH PARTS H-NO.94.05,N.E.S.	5032	21822	878	14090
540772 OTH WOV FAB SYNTH FIL DYED 85%		7627	904	6772

Contd.

10.11 Imports by Economic Categories (Detail)

(In Thousand Rupees)

ITEMS	FEB - 2014	FROM JUL-2013	FEB - 2013	FROM JUL-2012
GRAND TOTAL	377909236	3085761115	331464710***	2788128100
1. CONSUMER GOODS TOTAL	72862927	516238966	51978817*	395643698
010121 HORSES		7954		2556
010129 OTHER LIVE HORSES				9580
010190 OTHER LIVE ANIMALS		6013	166	15613
010221 PURE,BRED BREED BOVINE ANIMAL		602756	314177	1036685
010229 OTHER LIVE BOVINE ANIMALS		51400	237477	267651
010420 GOATS, LIVE			124	124
010511 FOWLS OF SPECIES WT UPTO 185G	54326	371830	102355	212182
010594 OTH FOWLS OF THE SPE (CHICKEN)				231925
010599 OTH LIVE POULTRY	48172	260756	57	47860
020110 CARCASSES BOV ANIMAL FRE/CHILL				1108
020120 OTH CUT WITH BONE BOVIN ANIMAL		2855		
020130 MEAT OF BOV ANIM F/CH BON LESS				626
020210 CARCASSES OF BOVIN ANIMAL FROZ	220	9044		
020220 OTH CUTS WITH BONE IN,BOV FROZ	861	8851	1380	11623
020230 MEAT BOV ANIMAL FROZE BONELESS	6954	170238	18554	170287
020410 MEAT OF SHEEP/GOAT,F/CHILL/FRO		32		
020421 CARCASSES OF SHEEP,FR/CHILLED				901
020610 EDIBLE OFFAL OF BOV ANIMAL F/C	23204	102388	17525	41525
020622 LIVERS OF BOV ANIMALS FROZEN		267		5129
020629 O, EDIBLE OFFAL BOV ANI FROZEN		130		852
020690 OTH EDIBLE OFFAL OF ANIM FROZN				94
020714 CUTS & OFFAL OF FOWLS FROZEN		6345		7632
020727 CUT & OFFAL OF TURKEY,FROZEN		6672		834
020745 OTH DUCK MEAT FROZEN		6862		5816
021020 OTH MEAT BOV ANIM DRIED/SMOKED		1051		
021099 OTH EDI FLOUR/MEAL OF MEAT/OFL	488	1521	808	1197
030111 ORNAMENTAL FISH	2562	12579	993	6158
030119 OTHER ORNAMENTAL FISH	41	224		653
030191 TROUT, LIVE				655
030199 OTHER LIVE FISH	348	2247	253	3044
030214 ATLANTIC SALMON F/CH EX.FILLET				476
030219 OTH SALMO FISH,EXCL LIVER F/CH		158	158	1069
030229 O.FLAT FISH,EX.LIVERS&ROES.F/CH		417	22	181
030239 OTH TUSAS EXCL LVR/ROES FR/CHL	82	86		2
030242 ANCHOVIES EX.LIVER/ROES FR/CHL				55
030251 COD FISH EXCL LVR/ROES FRE/CHL				191
030319 O.SALMONIDAE FROZ,EX.LIVER&ROE	107	144	30	439
030329 O.TILAPIAS.EX.LIVERS&ROES FROZ		697		
030339 OTH FLAT FISH,EXCL LIVERS FROZ	103169	725183	51838	192044
030349 OTH TUNAS EXCL LIVER/ROE FROZ				3
030363 COD FISH EXCL LVR/ROES FROZEN	29	264		
030369 O.BREGMACEROTIDAE FAMILI FISH				6
030389 OTH FISH FROZEN EXCL.LIVER&ROE				1548
030431 FISH FILLETS&MEAT.FRESH/CHILL				10935
030439 OTH FISH FILLET/MEAT FRESH/CHI		14014	7226	30118
030449 FRESH/CHI FILLET OF OTHER FISH				1844
030451 OTH FILLETS OF TILAPIAS.FRE/CH		14071		6889
540772 OTH WOV FAB SYNTH FIL DYED 85%		7627	904	6772

Contd.

10.11 Imports by Economic Categories (Detail)

(In Thousand Rupees)

ITEMS	FEB - 2014	FROM JUL-2013	FEB - 2013	FROM JUL-2012
030459 OTH FILLETS OF OTH FISH.FR/CHI		353		
030462 FROZE FILLET/MEAT.CATFISH FISH		66912	49904	204116
030479 FROZ FILLET O.BREGMACER FAMILY		16		
030487 FROZEN FILLETS/MEAT OF TUNAS		149	136	288
030489 FROZEN FILLET/MEAT OF OTH FISH				1547
030499 OT FISH FILLET/MEAT FRE/CH/FROZ	36892	249899	43599	156323
030510 FLOUR, MEALS & PELLETS OF FISH			9	19
030520 LIVERS&ROES, DRIED, SMOKED, SALT		16		33
030549 OTH SMOKED FISH&FILLET NOT EDI		5		3
030559 OTH DRIED FISH SALT NOT SMOKED	21	69		60
030561 FISH SALTED.NOT DRIED/SMOKED				105
030569 OTH FISH SALT,NOT DRIED/SMOKED		36		384
030579 OTHER EDIBLE FISH OFFALS		19		
030611 ROCK LOBSTER&SEA CRAWFISH FROZ	24	68		
030614 CRABS FROZEN FIT FOR HUMAN CON				18
030616 COLD WATER SHRIMPS&PRAWNS FROZ		890		1605
030619 OTH CRUSTACEAN INCL FLOUR/MEAL		34		213
030721 SCALLOPS, LIVE, FRESH, CHILLED				6
030729 OTH, SCALLOPS, CHLAMY, FROZ, DRY				4
030799 OTH FLOURS MEAL&PEL FOR HUMAN		253		
040110 MILK&CREAM OF A FAT UPTO 1%	556	3074	12	2386
040120 MILK & CREAM OF A FAT 1% TO 6%	1823	4577	1387	5518
040140 MILK & CREAM.FAT-6% TO 10%	12	85	9	67
040150 MILK & CREAM.FAT-EXCEEDING-10%		3346		1057
040210 MILK&CREAM IN POWDER FAT 1.5%	805983	5842851	239485	4191391
040221 MILK&CREAM IN POWDER>1.5% FAT	17070	200059	37377	765686
040229 OTH,MILK&CREAM IN POWDER>1.5%	244	13817	23386	26109
040291 OTH MILK/CREAM NOT SOLID/SWEET	704	21786	716	4286
040299 OTH MILK/CREAM SOLID, SWEETEND	14646	146313	30585	104435
040310 YOGURT	945	6826	302	7823
040390 BUTTER MILK, CURDLED MILK/CREAM		1984	177	1659
040410 WHEY AND MODIFIED WHEY CON SUG	238526	1259757	145478	860434
040490 OTH PRODUCT CONSIST NATUR MILK		26756	20	53804
040510 BUTTER	121	13137	527	15234
040520 DAIRY SPREADS		10		15
040590 OTH FATS&OIL DERIVED FR MILK	153	91775	53	50844
040610 FRESH CHEESE INCL WHEY, CURD	12787	102543	16276	138503
040620 GRATED OR POWDER CHEESE		2123		933
040630 PROCESSED CHEESE NOT GRATED	22106	226655	18718	156204
040690 OTHER CHEESE		3805	190	339
040711 FERTILIZED EGGS FOR INCUBATION		6837	965	140956
040719 FERTILIZED EGGS OF OTHER BIRDS		442		2568
040721 O.FRESH EGGS OF CHICKEN(FOWLS)				4
040729 OTH FRESH EGGS OF OTHER BIRDS		457		
040790 OTH BIRD EGG IN SHELL FR/COCKED				1561
040811 EGG YOLKS, DRIED				1354
040819 EGG YOLKS, OTHER THAN DRIED				5
040891 OTH BIRDS, EGG, NOT IN SHELL DRY		22395	13074	52061
040900 NATURAL HONEY	11858	76993	4498	44406
041000 EDIBLE PRODUCT OF ANIMAL ORIGN				67
070110 POTATO SEEDS		586730	1302	233192
540772 OTH WOV FAB SYNTH FIL DYED 85%		7627	904	6772

Contd.

10.11 Imports by Economic Categories (Detail)

(In Thousand Rupees)

ITEMS	FEB - 2014	FROM JUL-2013	FEB - 2013	FROM JUL-2012
070190 POTATOES,FRESH OR CHILLED	874	97839		33761
070200 TOMATOES,FRESH OR CHILLED	952940	11708439	1492767	10771134
070310 ONIONS AND SHALLOTS	6441	1470614	335	855487
070320 GARLIC	522807	3226445	131348	1127325
070390 LEEK,OTH ALLIACEOUS VEGETABLES		403		1062
070410 CAULIFLOWERS & HEADED BROCCOLI		1095	45	442
070490 OTH;EDIBLE BRASSICAS,FRESH/CHI		88764		2887
070511 CABBAGE LETTUCE(H-LETUC)SALAD	311	2501	222	1371
070519 OTHER; LETTUCE	678	2193		1569
070610 CARROTS AND TURNIPS	235	3548	1853	10488
070690 OTH SALAD.BEETROOT,RADISH ETC	151	1313	749	1510
070700 CUCUMBERS&GHERKINS,FRESH/CHL	22320	74922		9970
070810 PEAS FRESH OR CHILLED	311385	496608	2548	161426
070820 BEANS (SAME),FRESH OR CHILLED	39051	42317	146	184
070890 OTH LEGUMINOUS VEGETABLE FR/CH	129	1614	1185	2511
070920 ASPARAGUS,FRESH OR CHILLED	80	692	50	596
070930 AUBERGINES FRESH OR CHILLED	57125	57163	73	457
070951 MUSHROOMS,FRESH OR CHILLED	117	1315	134	1165
070959 OTH MUSHROOMS&TRUFFL FRESH/CH		39	4	96
070960 FRUIT OF GENUS CAPSICUM F/CHLL	229712	549007	10983	94473
070970 SPINACH NEWZEALAND SPINACH FRE	69	169	58	118
070992 OTHER OLIVES FRESH OR CHILLED				21
070993 OTH PUMPKINS SQUASH&GOURDS F/C		168		
070999 OTH VEGETABLES FRESH/CHILLED	114454	219668	483	374171
071010 POTATO, FROZEN.	6090	6684		2755
071029 OTH LEGUMINOUS VEGETABLES FROZ		146		98
071030 SPINACH,NEWZEALAND SPINACH FROZ				12
071040 SWEET CORN, FROZEN		5216		2747
071080 OTHER VEGETABLES,FROZEN		259		539
071090 MIXTURE OF VEGETABLES,FROZEN		52		38
071120 OLIVES PROVISIONALLY PRESERVED	18	198		12
071159 OTH MUSHROOMS & TRUFFLES		1268		121
071190 OTH VEGETABLES, PRESERVED		602		172
071220 ONION; WHOLE DRIED,CUT	2990	26628	2192	10892
071231 MUSHROOM GENUS AGARICUS DRIED	49	2472		2944
071233 JELY FUNGI DRY CUT WHOLE SLIC				10
071239 OTH TRUFFLE DRYCUT WHOLE SLIC	5809	19242		3227
071290 OTH VEGETABLE MIXTURE DRIED	584	87326	7587	81683
071310 PEAS DRIED SHELLED	137078	5302529	1419509	9565448
071320 CHICK PEAS DRIED SHELLED	541216	2354208	492861	7030573
071331 BEANS OF SPECIES VIGNA MUNGO	3200	53376		51195
071332 SMALL RED (ADZUKI) BEANS	9534	9654		4150
071333 KIDNEY BEANS,INCL WHITE BEANS	563623	4653205	495751	2294224
071339 OTHER BEANS	44027	619041	66075	686736
071340 LENTILES	568552	3860392	39460	1361079
071350 BROAD BEANS & HORSE BEAN		23342	3988	33199
071390 OTH DRIED LEGUMINOUS VEGETABLE	369767	2633876	658268	1960412
071410 MANIOC (CASSAVA)				10
071430 YAMS FRESH,CHILLED,FROZEN/DRIE		34		3
071440 TARO FRESH,CHILLED,FROZEN/DRIE		264		
071490 OTHER ROOTS AND TUBERS	36	5606	7642	50152
540772 OTH WOY FAB SYNTH FIL DYED 85%		7627	904	6772

Contd.

10.11 Imports by Economic Categories (Detail)

(In Thousand Rupees)

ITEMS	FEB - 2014	FROM JUL-2013	FEB - 2013	FROM JUL-2012
080111 DESICCATED, COCONUTS	61602	483403	35365	331001
080119 OTHER COCONUTS	37402	209335	28248	203691
080121 BRAZIL NUT IN SHELL				257
080131 CASHEW NUT IN SHELL		6001		1012
080132 CASHEW NUT SHELLED	21906	214206	12617	106723
080211 ALMOND IN SHELL	25281	207614	19585	174834
080212 ALMOND,SHELLED (GIRI).	42397	422379	7510	243553
080221 HAZEL NUTS,IN SHELL				7
080222 HAZEL NUTS,SHELLED		189		184
080231 WALNUTS IN SHELL(AKHROTE)		457		917
080232 WAL NUTS SHELLED(AKHROTE)	177	332		
080251 PISTACHIO IN SHELL	7399	113426	536	83032
080252 PISTACHIO SHELLED	1281	14525	2174	14722
080280 ARECA(BETAL NUTS)	806368	5247247	480682	4154332
080290 OTHER EDIBLE NUTS	632	3226		12408
080310 PLANTAINS,FRESH OR DRIED		4762		8712
080390 OTHER BANANS FRESH OR DRIED		368	131	80641
080410 DATES	16854	83445	6171	115461
080420 FIGS	168	334	18	762
080430 PINEAPPLES	550	3959	631	7000
080440 AVOCADOS				55
080450 GUAVAS,MANGOES,MANGOSTEN F/DRY	510	510		250
080510 ORANGES	72	9594	14	11014
080520 MANDARINS,CLEMENTIN ETC FR/DRY		889		2275
080540 GRAPEFRUIT,INCLUDING POMELOS	12	424		7
080550 LEMONS AND LIMES	14	808		81
080590 OTH CITRUS FRUITS FRESH/DRIED.				12
080610 GRAPES, FRESH	62665	1774778		1517357
080620 GRAPES, DRIED	2269	18619	1678	14366
080711 WATERMELONS	386	74661		205175
080719 OTHER MELONS	81498	88708		38176
080720 PAPAWS;(PAPAYAS/PAPITA)		93	7	58
080810 APPLE, FRESH	49809	507580	198733	652832
080830 PEARS FRESH	1485	15711	1451	38714
080910 APRICOTS;FRESH(KHUBANI)		287089		514537
080940 PLUMS AND SLOES		73		64
081010 STRAWBERRIES,FRESH		70		116
081020 RASBERRY,BLACKBERRY,ETC FRESH				6
081040 CRANBERRIES,BILBERRIES FRESH			10	10
081050 KIWI/FRUIT, FRESH	40	360	612	746
081060 DURIANS FRESH				3
081090 OTHER FRESH FRUITS	161799	630053	10944	309765
081110 STRAWBERRIES,FROZEN		315		2627
081120 RASBERRY,BL.BERRY MULBERRY FRZ	279	2354	26	231
081190 OTHER FRUITS AND NUTS,FROZEN		58		927
081290 OTH FRUIT/NUTS PRESERVED PROVI		1168		
081310 APRICOTS DRIED	1431	2757		8513
081320 PRUNES DRIED	368	2970	1828	11572
081330 APPLES DRIED		3465		250
081340 OTHER DRIED FRUITS	28334	285783	47290	160990
081350 MIXTURE OF NUTS,DRIED FRUITS	441	500		32289
540772 OTH WOV FAB SYNTH FIL DYED 85%		7627	904	6772

Contd.

10.11 Imports by Economic Categories (Detail)

(In Thousand Rupees)

ITEMS	FEB - 2014	FROM JUL-2013	FEB - 2013	FROM JUL-2012
081400 PEEL OF CITRUS FRUITS/MELONS				347
090111 COFFEE NOT ROAST,NOT DECAFEINE	14	134	94	167
090121 COFFEE,ROAST,NOT DECAFFEINATED	106	5898	3751	7329
090122 COFFEE ROASTED,DECAFFEINATED	55	145		3
090190 OTH COFFEE HUSKS/SKIN/COFE SUB	1044	17057	4267	20248
090210 GREEN TEA PACK < 3 KG	348	4336	185	7466
090220 OTHER GREEN TEA(NOT FERMENTED)	69784	482623	57683	482104
090230 BLACK TEA & PARTILY FERMENT TEA	2833	7710	5253	8700
090240 OTH BLACK TEA,OTH PARTILY F.TEA	3015278	19756222	3972407	24787635
090300 MATE		79		475
090411 PEPPER,NEITHER CRUSH NOR GROUND	87077	682050	60206	661192
090412 PEPPER CRUSHED OR GROUND			15	10246
090421 FRUIT OF GENUS CAPSICUM DRIED	18	4454	2397	144652
090422 FRUIT OF GENUS CRUCHED/GROUND	468	3904		65363
090611 CINNAMON NOT CRUSHED OR GROUND	1322	11896	3261	19292
090619 OTHER CINNAMON	16078	225795	8265	172403
090620 CINNAMON & TREE FLOWER,CRUSHED		99		13
090710 CLOVES NEITHER CRUSHED/GROUND	41263	202025	13492	130431
090720 CLOVES CRUSHED & GROUND		3186		2568
090811 NUTMEG NEITHER CRUSHED/GROUND	3831	47092	2052	35163
090812 NUTMEG CRUSHED & GROUND		2074		
090821 MACE NEITHER CRUSHED/GROUND	10677	90452	2717	37506
090822 MACE CRUSHED OR GROUND				203
090831 CARDAMOMS NITHER CRUSHED/GRO	139583	484530	111509	594025
090832 CARDAMOMS CRUSHED & GROUND	1464	2976	262	401
090921 SEEDS-CORIANDER NITHER CRU/GRO	28344	332167	5615	132306
090922 SEEDS-CORIANDER CRUSHED/GROUND		11153		27266
090931 SEEDS OF CUMIN (WHITE ZEERA)	82754	313771	3646	204865
090932 SEEDS CUMIN.CRUSH/GRO(W.ZEERA)		24		2477
090961 CARAWAY,ANISE,FENEL,JUNI.N-CR/G	8943	48661	2200	75180
090962 CARAWAY,ANISE,FENEL,JUNI.CR/GR				2855
091011 GINGER NEITHE CRUSHED/GROUND	575978	3154445	299313	2043463
091012 GINGER. CRUSHED OR GROUND		2303		
091020 SAFFRON, (ZAFFRON)				42
091030 TURMERIC (CURCUMA)	894	18925	19776	40777
091091 MIXTU OF PROD H-09.04 TO 09.10		525		1682
091099 OTHER SPICES	237	19591	1279	4539
100119 DURUM WHEAT		11322538		
100199 OTHER DURUM WHEAT & MESLIN		28279		
100210 RYE SEED				18
100310 BARLEY SEED				1228
100390 OTHER BARLEY	10700	83010	40	65350
100490 OTHER OATS		9421	41	149488
100510 SEED, MAIZE	4784	4190083	482733	3148210
100590 OTHER MAIZE (CORN)	12681	41885		8259
100610 RICE IN HUSK (PADDY OR ROUGH)	73989	710022	389218	1687793
100620 HUSKED (BROWN) RICE				456
100630 SEMI/WHOLLY MILLED RICE/POLIS	196	147059	1866	1474514
100640 BROKEN RICE				
100710 SEED GRAIN SORGHUM(JAWAR)		2198		89
100790 OTHER GRAIN SORGHUM(JAWAR)		1194		
540772 OTH WOV FAB SYNTH FIL DYED 85%		7627	904	6772

Contd.

10.11 Imports by Economic Categories (Detail)

(In Thousand Rupees)

ITEMS	FEB - 2014	FROM JUL-2013	FEB - 2013	FROM JUL-2012
100810 BUCK WHEAT		103		7317
100821 MILLET (BAJRA)	2571	26364	8877	59064
100829 OTHER MILLET (BAJRA)	8117	36994	1216	23162
100830 CANARY SEED	609	8616		2086
100890 OTHER CEREALS		2949		3179
110100 WHEAT OR MESLIN FLOUR	5444	229576	4710	1608308
110220 MAIZE (CORN) FLOUR		26		2416
110290 OTHER CEREAL FLOUR	224	4922	108	824
110311 GROATS AND MEAL OF WHEAT		68	31268	169006
110313 GROATS&MEAL OF MAIZE (CORN)	2374	16025		7308
110319 GROATS AND MEAL OF OTH CEREAL		45		48549
110412 ROLLED OR FLAKED, OATS.				116
110422 OTHER WORKED GRAIN OF OATS	1069	13238		11618
110423 OTH WORK GRAIN OF MAIZE (CORN)				195
110429 OTH WORK GRAIN OF OTH CEREALS		8259		3587
110510 FLOUR,MEAL&POWDER OF POTATOES	26380	238161	24804	188045
110520 FLAKE,GRANULE/PELLETS POTATOES	330	4654		6069
110620 FLOUR,MEAL POWDER OF SAGO/ROOT		24	34	82
110630 FLOUR,MEAL POWDER PRD CHAPT-8		1085		212
110811 WHEAT, STARCH				60
121010 HOP CONES,NEITHER GROUND/POWDE				2265
121020 HOP CONES,GROUND POWDER PELLET		2490		
121120 GINSENG ROOTS	230	2930		2857
121229 OTHER SEAWEDS& OTHER ALGAE		4995		274
121292 LOCUST BEANS (CAROB)				6
121299 OTHER FRUIT STONE&KERNELS/VEG	114	528	3001	8797
121300 CEREAL STRAW & HUSKS,IN PELLET	27947	231374	11098	71733
121410 LUCERNE (ALFALFA) MEAL&PELLETS	9701	12026		10
121490 OTH SWEDES,MANGOLDS,FODDER,HEY		192		74
130120 GUM ARABIC	19298	83251	2491	59165
160231 OTH PREP/PRESV MEAT OF TURKEY				186
160232 OTH PREP/PRESV MEAT OF FOWLS	25295	286530	19505	131128
160239 OTH PREP/PRESV,MEAT OTH POLITRY	6539	78699		29794
160250 OTH PREP/PRES MEAT BOVIN ANIML	2342	16890		17448
160290 OTH PREP MEA OFL,BLOOD ANIMAL				453
160300 EXTRACT/JUICE OF MEAT,FISH ETC				21
160411 SALMON,FISH,WHOLE/PIE NOT MICE		7		32
160413 SARDINE,BRISL/SPRAT W/P N-MINC	109	137		75
160414 TUNAS,SKIPJACK,BONITO,WHOLE/PC	59	683	136	1149
160415 MACKERAL,WHOLE/DIECE NOT MINCE				3
160416 ANCHOVIES,WHOLE/PIECE NOT MINC				4
160419 OTH FISH,WHOLE/PIECE NOT MINCE	1633	19010	1356	11593
160420 OTH FISH PREPARED PRESERVED	1376	12880	371	8346
160432 CAVIAR SUBSTITUTES				18
160510 CRAB,PREPARED OR PRESERVED.	33	210	129	343
160529 OTH SHRIMPS&PRAWN PREPARED/PRE	58	58		
160551 OYSTERS PREPARED OR PRESERVED				83
160553 MUSSELS PREPARED OR PRESERVED				52807
170112 BEET SUGAR RAW NOT CONI FLAVOR		62	135	824
170113 GUR (JAGGERY)N-CON FLAVOUR/COL		74		31
170191 O.CANE/BEET SUGAR CON.FLAV/COL	278	3933	2380	4153
540772 OTH WOV FAB SYNTH FIL DYED 85%		7627	904	6772

Contd.

10.11 Imports by Economic Categories (Detail)

(In Thousand Rupees)

ITEMS	FEB - 2014	FROM JUL-2013	FEB - 2013	FROM JUL-2012
170199 OTH CANE/BEET SUGAR PURE SUC	64921	437874	21852	296759
170211 LACTOSE & LACTOSE SYRUP WT 99%	140253	667904	212084	599679
170219 OTH,LACTOSE AND LACTOSE SYRUP		21888	1263	4508
170220 MAPLE SUGAR AND MAPLE SYRUP	145	357		
170230 GLUS SYP,DRY STAT FRVCT <20%	49451	296076	26818	244824
170240 GLUCOSE/GLUCOSE SYRUP<20% FRUC	53	866		100
170250 CHEMICALLY PURE FRUCTOSE		213	205	407
170260 OTH FRUCTOS SYP,50% WT OF FRAC				448
170290 OTH SUGAR INCL INVERT SUGAR	43392	363131	37289	224088
170310 CANE MOLASSES		290		
170410 CHEWING GUM,WH/NOT SUGA COATED	10825	45551	2469	42918
170490 OTH SUGAR CONFECT NOT CON COCA	47637	336341	39461	276516
180100 COCOA BEANS,WHOLE,BROKEN,ROAST		6		
180310 COCOA PASTE,NOT DEFATTED(LICOR	27320	153155	15398	86405
180400 COCOA,BUTTER,FAT AND OIL		298477	49840	154732
180500 COCOA POWDER,NOT CON ADDED SUG	93637	879251	66569	566859
180610 COCOA POWDER,CON ADDED SUGAR	65	704	19	288
180620 OTH PREPA WIZRG,PAS,BLOCK SLAB	25505	303344	53511	393863
180631 OTH FOOD PREP COCOA BARS FILD	23467	202869	25025	135091
180632 OTH FOOD PREP COC BAR NOT FILD		5284	742	1495
180690 OTH,FOOD PREP CONT COCOA LIQUD	9449	119537	15895	108317
190110 FOOD PREP FOR INFANT USE	446639	3704551	315087	2747814
190120 MIXES&DOUGHS FOR PREP BAKER	4221	59459	1473	21813
190190 OTH FOOD PREP OF FLOUR,MEAL	112124	1139262	124589	905788
190211 UNCOOK PASTA,NUT STUFD CON EGG	68	618	33	349
190219 OTHER,UNCOOKED PASTA.	1416	8165	2855	10533
190220 STUFFED PASTA,WHETH/NOT COOKED		12	252	358
190230 OTHER PASTA	96	11810	3056	9125
190240 COUSCOUS WHETER OR NOT PREPARE		46		15
190300 TAPIOCA&SUBSTI PRE FRM STARCH	3589	41686	496	28162
190410 PREP FOOD,SWLL/ROAS OF CEREALS	15903	148183	25950	165942
190420 PREP FOOD UNROAST CEREAL FLAKE		10688	55	6618
190430 BULGUR WHEAT		11		3
190490 OTH PREP FOOD OBTAIN BY CEREAL	38	81984	3690	47683
190510 CRISPEREAD AND BUNS		503		4
190520 GINGER BREAD AND THE LIKE.			50	50
190531 SWEET BISCUITS	1171	36896	5645	18230
190532 WAFFELS AND WAFERS	15979	66892	3994	72966
190540 RUSK,TOASTED BREAD & PRODUCTS	3017	41475	6670	39389
190590 OTHER BAKERY PRODUCTS	22692	141392	8560	59620
200110 CUCUMBER,GHERKINS PREP/PRESERV		1720	43	79
200190 OTH VEG FRUIT,NUT,PRES VIN/ACE	2144	13464	734	4713
200210 TOMATOES,WHOLE/PIECE,PREP/PRSV	96	1045		252
200290 OTH,TOMATO/PRE/PRS O/TH VINGER	71387	298452	49964	113810
200310 MUSHROOM,PREP/PRSV O/TH VINHER	4594	19398	2777	11772
200390 OTH MUSHROOM&TRUFFLE PREPARED	693	3309	58	2107
200410 POTATO,PREP/PRSV,O/TH VINGERS	49918	354369	22928	141465
200490 OTH VEG MIX/VEG PREP O/TH VING	16523	125787	10452	92742
200510 HOMOGENIZED VEGETABLES		11	16	218
200520 POTATO PREP O/TH VING NOT FROZ	1496	14813	657	11256
200540 PEAS PREP O/TH VINGER NOT FROZ	945	2913	52	1810
540772 OTH WOV FAB SYNTH FIL DYED 85%		7627	904	6772

Contd.

10.11 Imports by Economic Categories (Detail)

(In Thousand Rupees)

ITEMS	FEB - 2014	FROM JUL-2013	FEB - 2013	FROM JUL-2012
200551 BEAN SHELD PREP O/TH VING N/FZ		404	34	606
200559 OTH BEAN PREP O/TH VING NOT FZ	2094	13016	380	11018
200560 ASPARAGUS,PREP O/TH VING N-FZ		216		85
200570 OLIVES PREP O/TH VING NOT FROZ	4420	51771	3739	36070
200580 SWEET CORN,PREP/PRESV NOT FROZ	4694	23736	3645	19533
200591 OTH VEGETABLES& MIXTURE OF VEG		715		592
200599 OTH VEGE PREPARED OR PRESERVED	1448	11382	2206	14649
200600 VEG,FRUIT,NUTS,PEEL PRE BY SUG	86	914	151	439
200710 HOMOGENISED PREPARATIONS		839	203	1132
200791 OTH,CITRUS FRUIT COOKED PREP		129		24
200799 OTH JAM,FRUIT,JELLY,MARMALADE	2259	38376	507	24375
200811 GROUND NUTS,PREP/PRESERVED	77	2715	536	3495
200819 OTH NUTS/SEED INCL MIXTURES	905	15603	91	6793
200820 PINEAPPLES,PREPARED/PRESERVED	16787	184125	36117	222125
200830 CITRUS FRUIT,PREPARE/PRESERVED	6335	41073	165	45996
200840 PEARS,PREPARED OR PRESERVED	810	9049	668	9018
200850 APRICOTS,PREPARED OR PRESERVED		49		137
200860 CHERRIES,PREPARED OR PRESERVED	1715	7687		5589
200870 PEACHES,PRPARED OR PRESERVED	19918	109056	25898	64610
200880 STRAWBERRIES,PREPARE/PRESERVED	1371	5400	933	4744
200893 CRANBERRIES				7
200897 MIXTURES OF FRUITS,NUTS&PLANTS	12621	183257	14817	149841
200899 OTH FRUITS,NUT/EDIBLE PLANTS	3123	24455	1093	20211
200911 ORANGE JUICE,FROZEN		12288		7125
200912 ORANGE JUICE,NOT FROZEN				66
200919 OTHER ORANG JUICE	48970	370407	27521	155524
200921 GRAPEFRUIT JUICE,BRIX VAL=20		40		
200929 OTHER GRAPE FRUIT,JUICE		496		1082
200931 JUICE OF ANY SINGL CITRUS FRUT		551	227	227
200939 OTH JUICE OF ANY CITRUS FRUIT	1295	6585		1029
200949 OTHER PINEAPPLE JUICE	6927	27541	1073	3526
200950 TOMATO JUICE		74		2
200969 OTHER GRAPE JUICE	51587	346387	40402	114185
200979 OTHER APPLE JUICE	42294	224245	74504	250000
200981 CRANBERRY JUICE		66		
200989 OTHER JUICE OF FRUIT/VEGETABLE	9742	62129	21974	133237
200990 MIXTURES OF JUICES	2480	35091	1744	29353
210111 EXTRACT,ESSENCE/CONC COFEE/PRE	10860	263036	8331	58430
210112 PREP WITH A BASIS OF EXTRA/COF	1229	9047	686	3915
210120 EXTACT,ESSENCE ETC OF TEA MATE	3294	5071	145	2522
210210 ACTIVE YEASTS	86718	343735	43658	255263
210220 INACTIVE YEASTS,OTH SINGL CELL		6698	808	11635
210230 PREPARED BAKING POWDERS	4138	10043	1363	13386
210310 SOYA SAUCE	7384	111943	8136	71590
210320 TOMATO KETCHUP/OTH TOMATOSAUCE	6025	39903	3437	21677
210330 MUSTARD FLOUR/MEAL/PREP MUSTAR	834	7841	819	4227
210390 OTH SAUCES PREP/MIX SEASONING	9327	103132	4545	77249
210410 SOUPS/BROTHS & PREP THEREOF	27	172	28	418
210420 HOMOGENISE COMPOSITE FOOD PREP		78	17	208
210500 ICE CREAM,OTH EDIBLE ICE	3316	21436	2443	12746
210610 PROTEIN CONCENTRATE/TEXT PROTIN	1192	28078	9969	35623
540772 OTH WOV FAB SYNTH FIL DYED 85%		7627	904	6772

Contd.

10.11 Imports by Economic Categories (Detail)

(In Thousand Rupees)

ITEMS	FEB - 2014	FROM JUL-2013	FEB - 2013	FROM JUL-2012
210690 OTH FLAVOURING POWDER/CONCT	413439	3214084	271386	2002426
220110 MINERAL WATERS/AERATED WATERS	604	7415	142	6039
220190 OTH,NATURAL/ARTIFICIAL WATERS	226	1843	96	3145
220210 WATER,MINERAL/AERATED WATER	11586	245313	23183	243338
220290 OTH WATER/OTH NON ALCOLIC BEVG	6269	58220	8729	62006
220300 BEER MADE FROM MALT	2035	23002	3268	36878
220410 SPARKLING WINE	8368	20243	10453	51662
220421 OTH WINE OF FRESH GRAPES<ZLT	73	421		587
220429 OTH WINE OF FRESH GRAPES>ZLT		4776		345
220430 OTH GRAPE MUST INFERMENATION		116		
220600 OTH FERMENTED BEVERAGES/MXTURE			1117	17075
220820 SPIRIT OBT BY DISTIL GRAPEWINE	482	7488	1962	10733
220830 WHISKIES	1645	29478	7124	49399
220840 RUM&OTH SPIRITS DISTILL SUGAR		226		695
220850 GIN AND GENEVA	163	3078	386	2854
220860 VODKA	238	2366	2023	11365
220870 LIQUEURS AND CORDIALS	71	1737	1237	9622
220890 OTH SPIRIT/SPIRITOUS BEVERAGES	732	19145	2528	39344
220900 VINEGAR&SUBSTITUTE,ACTIC ACID	872	5149	297	4238
230110 FLOURS,MEALS,PELLETS,OF MEAT				271
230120 FLOURS,MEALS,PELLETS,OF FISH		8300		20
230210 BRAN SHARP & RESIDUES OF MAIZE				96
230240 BRAN SHARP RESIDUE OF OTH CERL		112		
230310 RESID.STARCH MANUF&SIM RESIDUE		97		1223
230400 OIL-CAKE/OTH S/RESID SOYABEAN	3618180	21452729	3022902	20309543
230610 OIL-CAKE/OTH RES.COITON SEED				3738
230630 OIL CAKE/OTH SUNFLOWER SEEDS	12575	58211		22578
230641 OIL CAKE/OTH RESID COLZA SEEDS	201449	740926		
230649 OIL CAKE/OTH RESID RAPE SEEDS		188238	29949	511974
230650 OIL CAKE/OTH RESIDUES,COCONUT				151145
230660 OIL CAKE/OTH RESIDUE,PALM NUTS	58981	343661	111673	344908
230690 OIL CAKE/OTH SOLID RESIDUE,VEG	719	719		111
230910 DOG/CAT FOOD,FUTUP RETAILSAL	3364	34770	2353	27028
230990 OTH,PREP USED IN ANIMAL FOOD	282304	2154364	287579	1854276
240110 TOBACCO,NOT STEMMED/STRIPPED	3055	26666	1079	1079
240210 CIGAR,CHEROOTS CONTAIN TOBACCO	381	2073	575	1597
240220 CIGARETTES CONTAINING TOBACCO	1274	208838	2076	95169
240290 CIGAR,CHEROOTS/TOBACCO SUBST	256	1220	52	999
240311 WATER PIPE TOBACCO				132
240319 OTHER SMOKING TOBACCO		404	3658	4346
240391 HOMOGENISE/RECONSTITUTE TOBACO	2670	12076		6976
240399 OTH MANUFACTURED TOBACCO/EXTR	1026	13939	714	6906
271012 LIGHT OILS AND PREPARATIONS	23049434	156200718	12891854	106655915
271019 KEROSENE,INCL KER.TY. JET FUEL	415703	4773250	674247	7583582
293500 SULPHONAMIDES	168362	1114748	140271	972624
293621 VITAMIN A ITS DERIVATIVE UNMIX	17983	155900	15839	140040
293622 VITAMIN B1/ITS DERIV UNMIXED	28429	117843	12637	141559
293623 VITAMIN B2/ITS DERIV UNMIXED	13813	115575	10044	99860
293624 D-,DL-PANTOTHENIC ACID(VITB3B5	21810	142284	15192	154876
293625 VITAMIN B6/ITS DERIV UNMIXED	45104	201200	27879	197446
293626 VITAMIN B12/ITS DERIV UNMIXED	30179	214526	18590	184084
540772 OTH WOV FAB SYNTH FIL DYED 85%		7627	904	6772

Contd.

10.11 Imports by Economic Categories (Detail)

(In Thousand Rupees)

ITEMS	FEB - 2014	FROM JUL-2013	FEB - 2013	FROM JUL-2012
293627 VITAMIN C/ITS DERIVATIVE UNMIX	18508	200850	32823	258014
293628 VITAMIN D/ITS DERIVATIVE UNMIX	73754	410262	42547	481073
293629 OTH VITAMIN/ITS DERIV UNMIXED	84171	405226	30428	297047
293690 OTH INTER-MIXTURE PROVITAMINS	6271	114990	12310	152892
293712 INSULINE AND ITS SALTS		86024	19551	82937
293719 OTHER POLYPEPTIDE HORMONES	5265	62613	11771	71989
293721 CORTISONE/HYDRO/PREDNISONE ETC	39284	317277	36485	190231
293722 HALOGENATE DERIV ADERNAI HORMN	90640	580149	109410	535853
293723 OESTROGENS AND PROGESTOGENS	115547	354958	3877	185135
293729 OTH, STEROIDAL HORMONES, DERIVAT	7795	149559	52632	198702
293750 PROSTAGLANDINS, THROMBOXANES&DR	4341	66977	10222	62630
293790 OTH HORMONES/ITS DERIVATIVES	19343	391622	12378	404256
293810 RUTOSIDE(RUTIN)/ITS DERIVATIVE	33	1568	744	1620
293890 OTHER, GLYCOSIDES	7261	67759	4500	74630
293911 CONCENTRATES OF POPPY STRAW		150059		94282
293919 OTH ALKALOIDS OF OPIUM/DERVATI	19660	92415	7240	48751
293920 ALKALOID CINCHONA/DRV SALT		1655		2223
293930 CAFFEINE AND ITS SALTS	11057	173662	28142	196322
293949 OTHER, EPHEDRINE AND ITS SALTS		113198		134011
293959 OTH THEOPHYLLINE/AMINOPHYLLINE	20558	150847	15077	117059
293969 OTH ALKALOID OF RYE ERGOT/SALT	3627	33999	4015	109490
293991 COCAINE ECAGONINE, SALTS, ESTERS		1820		1405
294000 SUGAR O/T SUCROSE/LACTOSE ETC	17668	225268	50726	299617
294110 PENICILLINE/DERV/ACID/SALT ETC	22544	162811	14083	91218
294120 STREPTOMYCIN/DERIV/SALT THROF	20493	82154	10994	59470
294130 TETRACYCLINE/DERIV/SALT THROF	53506	346124	44370	293614
294140 CHLORAMPHENICAL/DERIV/SALT	10183	74980	5765	84158
294150 ERYTHROMYCIN/DERIV/SALT THROF	171665	1105002	136135	923426
294200 OTHER ORGANIC COMPOUNDS.	1197	31817	2323	12149
300190 OTH GLAND ORGAN, EXTRACT, HAPRIN	50	459	27	2963
300210 ANTISERA/OTH BLOOD FRAC MODIFY	7839	89315	8017	45515
300220 VACCINES FOR HUMAN MEDICINE	1511787	17735525	1240637	16992859
300230 VACCINE VETERINARY MEDICINE	182737	1610663	183695	1529568
300290 OTH HUMAN/ANIMAL BLOOD, THERAPC	58448	517352	49910	284770
300310 MEDICAMENT PENICILLIN DERV/ACID	1514	1522		4227
300320 MEDICAMENT OTH ANTIBIOTICS	21943	93761	7548	71787
300339 OTH, MEDICEMENT HORMONE ANTIETC	99334	266637	61160	422133
300340 ALKALOID DERV NOT CONT HARMONE				17517
300390 OTH MEDICEMENT NES-NOT-R-SALE	13041	531696	21209	346702
300410 MEDICAMENT, PENICILLIN DERV/ACID	6951	206997	1762	143591
300420 MEDICAMENT OTH ANTIBIOTICS	172970	1783007	213753	1619711
300431 MEDICAMENT INSULIN NOT ANTIETC	227531	1263367	178636	1079251
300432 MEDICIMENT ADERN CORTC HORMONE	13810	139956	50866	230260
300439 OTH MEDICIMENI HARMONE NOT ANT	111308	1211407	113255	1250720
300440 MEDICAMENT ALKALOID DERV ANTI	18272	170147	4797	83138
300450 OTH MEDICAMENT VITAMIN/OTH PRO	86094	629435	35376	436682
300490 OTH MEDICAMENT THERAPEUTIC USE	1697157	16144691	1345548	12369256
300510 SURGICAL TAP IN JAMBO ROLLS	18390	204649	24431	160753
300590 OTH WADDING, GAUZE, BANDAGE ARTI	364003	570562	19910	123482
300610 STERILE SURGICAL CATGUT, ETC	47576	502353	103636	409500
300620 BLOOD-GROUPING REAGENTS	1194	2714	14	1281
540772 OTH WOV FAB SYNTH FIL DYED 85%		7627	904	6772

Contd.

10.11 Imports by Economic Categories (Detail)

(In Thousand Rupees)

ITEMS	FEB - 2014	FROM JUL-2013	FEB - 2013	FROM JUL-2012
300630 OPACIFY X-RAY EXAM DIAGNOSTIC	2839	17603		13580
300640 DENTAL CEMENT/DENTAL FILLING	11083	74176	4338	50315
300650 FIRST AID BOXES AND KITS.	389	1737	198	235781
300660 CHEMICAL CONTRACEPTIVE HORMONE		321078	321179	382502
300670 GEL PREP HUMAN/VETERINARY USE	846	6076	1259	5224
300691 APPL IDENTIFIABLE, OSTOMY USE		22162		24878
321519 PRINTING INK EXCL. BLACK	104001	870513	86179	668126
321590 OTH WRITING/DRAWING/OTH INK	16104	144766	20753	149658
330112 ESSENTIAL OIL OF ORANGE	5590	48301	3575	67841
330113 ESSENTIAL OIL OF LEMON	898	21338	6216	24610
330119 OTH ESSENTIAL OIL/CITRUS FRUIT	22645	168050	55524	257584
330124 ESSENTIAL OIL OF PEPRAMINT	2136	13965		16732
330125 ESSENTIAL OIL OF OTHER MINTS		6020	34	1557
330129 OTH ESSENTIAL OIL O/T CIT FRUT	4639	67680	8851	61558
330130 RESINOIDS		747		232
330190 OTH,CONCENTRATE ESSENT OIL NS	16409	78205	16269	48615
330210 MIXTURE ODORIFEROUS SUBSMDXT	208452	1475393	170006	1349663
330290 OTH,MIXTURE,ODORIFEROUS SUBST	277519	2312221	255568	1993705
330300 PERFUMES AND TOILET WATERS	48531	444100	109793	576595
330410 LIP MAKE-UP PREPARATIONS	11716	63349	4341	41739
330420 EYE MAKE-UP PREPARATIONS	20557	84130	9850	65841
330430 MANICURE/PEDICURE PREPARATIONS	5578	29096	1496	24399
330491 POWDER WHEIHER/NOT COMPRESSED	29812	172490	11444	105541
330499 OTH,BEAUTY/MAKE-UP PREPARATION	108044	692224	50284	488591
330510 SHAMPOOS	186776	1729245	121927	1255251
330520 PREP PERMANENT WAVING/STRAIGHT	7443	34547	2369	18827
330530 HAIR LACQUERS	108	2999	985	3613
330590 OTH PREP USE ON HAIR	57013	386332	45910	338528
330610 DENTIFRICES	29783	137689	4663	97708
330620 YARN,CLEAN TEETH(DENTAL FLOSS)	40	484	32	114
330690 OTH,PREP ORAL/DENTAL HYGIENE	71	2614	82	13658
330710 PRE/AFTER SHAVE PREPARATION	14711	88701	9748	43949
330720 PERSONEL DEDORANT&ANTIP RSPRNT	43076	183228	13840	140676
330730 PERFUMED BATH SALT/OTH PREP	341	4451	43	5550
330741 AGARBATTI/OTH ODORIFEROUS PREP	206	543		50
330749 OTH PREP PERFUMING ROOM/RELIGS	17102	89067	10471	78826
330790 OTH,DEPILATORY/PERFUM ETCPREP	7417	29515	829	13609
340111 SOAP&ORGANIC SURFAC-ACTIV PROD	105994	655591	39933	674005
340119 OTH,SOAP ORG-SURFAC-ACT PROD	16670	161862	8725	101347
340120 SOAP IN OTHER FORMS	104926	411787	78207	295448
340130 ORGANIC SURFACE ACTIVE PRODUCT	54491	232800	16860	104115
340211 ORGANIC SURFACE-ACTIVE AGENT	300841	2223268	252123	1582654
340212 ORGANIC SURFACE ACTIVE CATIONC	18154	251021	24523	329717
340213 ORG SURFACE ACTIVE NON-IONIC	254637	1961026	137053	1484308
340219 OTH ORG SURFACE ACTIVE AGENT	35972	197493	8451	101277
340220 ORG SURF PREP PUTUP FOR R-SALE	14589	111152	11894	160676
340490 OTH, ART/PREP WAXES	95598	691727	69949	572058
340510 FO/CREAM FOR FOOTWEAR/LEATHER	5721	52699	8382	47523
340520 POL/CREAM/PREP, WOOD FURNITURE	5340	17548	184	108955
340530 POL/CREAM/PREP, COACHWORK/METAL	630	11311	384	3445
340540 SCOURING/PASTE/POWDER/OTH PREP	26	1636	24	1229
540772 OTH WOV FAB SYNTH FIL DYED 85%		7627	904	6772

Contd.

10.11 Imports by Economic Categories (Detail)

(In Thousand Rupees)

ITEMS	FEB - 2014	FROM JUL-2013	FEB - 2013	FROM JUL-2012
340590 OTH POL/CREAM/PREP,F-WEAR/LETH	5686	124189	10659	91984
350190 OTH CASEINATE DERIV CASEN GLUE	2836	28918		53072
350211 EGG ALBUMIN DRIED		13824	6	12275
360300 SAFETY FUSES DETONATING FUSES	4069	159648	45524	155462
360410 FIREWORKS				7
360490 OTHER,PYROTECHNIC ARTICLES			197	225
360500 MATCHES O/T PYROTECHNIC				1209
360610 LIQUID/LIQUEFIE GAS FUEL	90	4368	40	2385
391740 FITTING FOR TUBE ETC OF PLASTIC	36040	215951	19199	239481
391810 FLOOR COVERING OF POLYMERS V-C	12967	116004	14431	77991
392190 OTH PLATE,SHEET ETC OF PLASTIC	125078	941906	101119	829995
392210 BATH,SHOWER WASH BASIN OF PLAS	3063	21481	1789	19394
392220 LAVATORY SEAT/COVER OF PLASTIC	623	11189	453	3869
392290 OTH FLASH/SIM SANITARY PLASTIC	2137	19936	1650	12072
392310 BOXES,CASES,CRATES PLASTIC	57204	421235	26722	429186
392321 SACK&BAG OF POLYMER OF ETHYL	15547	383014	15715	48838
392329 SACKS & BAG OF OTHER PLASTICS	50913	594868	57560	467997
392330 CARBOYS,BOTTLES,FLASKS ETC	58219	272073	39948	255351
392340 SPOOLS,COPELS,BOBINS ETC PLASTIC	27364	255245	21239	189091
392350 STOPPERS,LIDS,CAPS ETC OF PLAS	93434	660888	69576	533001
392390 OTH ARTICLES FOR CONVEYANCE NS	35369	331707	15783	235592
392410 TABLEWARE KITCHENWARE OF PLAST	13354	113565	3445	38264
392490 OTH,HOUSEHOLD/TOILET ARTICLES	28803	131958	3450	81705
392510 RESERVOIRS,TANKS,VATS>300 LTRS	4503	60361	1336	3229
392520 DOOR,WINDOWS FRAME&H-HOLD PLAS	203	5774	10	7999
392530 SHUTTERS,BLINDS&PARTS OF PLAST	427	5216	945	4643
392590 OTH,BUILDER-WARE OF PLASTIC,NS	40620	242106	14121	135560
392610 OFFICE/SCHOOL SUPPLY PLASTIC	6163	33057	1717	17817
392620 ARTICLE OF APPAR CLOTHING PLAS	17436	166325	12439	115366
392630 FITTING FOR FURNITUR/COACH PLA	277	4921	244	4392
392640 ORANMENTAL ARTICLES OF PLASTIC	27135	152344	19858	140655
400942 TUBE,PIPERUB WITH OTH.METL.FIT	4020	53795	20342	74695
401011 CONVEYOR BELTS WITH METALS	2744	12837	5883	39279
401012 CONVEYOR BELTS WITH TEK-METACS	33594	305576	3725	110654
401019 OTH CONVEYON BELT OR BELTING	19924	225928	20964	212864
401031 TRANSMISSION BELTS 60-180 CM	36464	180314	30419	149797
401032 TRANSMISSION OTH BELT 60-180 CM	21142	119752	13592	149567
401033 TRANSMISSION BELT 180-240 CM	177	3860	53	7618
401034 TRANSMISSION BELT OTH 180-240CM	482	7737	231	7700
401035 TRANSMISSION SYN.BELT 60-150CM	1991	8794	966	10034
401036 TRANSMISSION SYN.BELT 150-198CM	1106	6115	31	4659
401390 OTHER INNER TUBES,OF RUBBER	8873	67090	6295	67634
401410 SHEATH CONTRACEPTIVES	4251	973228	91399	475928
401490 OTH HYG/PHARMACEUTICAL ARTIL	160	11019	213	13654
401511 GLOVES,RUBBER,SURGICAL	61916	253163	12343	209736
401519 OTHER GLOVES,RUBBER	29010	107643	20341	76474
401590 OTH ARTI APPRL/CLOTH ALL PURPS	6120	83577	8053	62428
401610 ARTICLES OF UNHARD CEL VUL RUB	8985	85226	11741	94200
401691 FLOOR COVERING & MATS, RUBBER	851	17427	147	3882
401692 ERASERS, RUBBER	35319	260224	33039	170784
401693 GASKETS,WASHERS,SEALS,OF RUBB	135979	1114360	109489	1027711
540772 OTH WOV FAB SYNTH FIL DYED 85%		7627	904	6772

Contd.

10.11 Imports by Economic Categories (Detail)

(In Thousand Rupees)

ITEMS	FEB - 2014	FROM JUL-2013	FEB - 2013	FROM JUL-2012
401694 BOAT/DOCK FENDERS,OF RUBBERS		153394		188470
401695 OTH INFLATABLE ARTICLE OF RUBB	761	10937	370	9222
401699 OTH ARTICAL UNHARD VUL RUBBER	138566	1344863	140170	1101424
420100 SADDLERY&HARNES FOR ANIMALS	23	209	4	189
420211 TRUNKS,SUITCASE,VANITY-CASES	5560	24189	3658	26832
420212 TRUNK,SUITCA,SATC ETC PLAS/TEX	71006	440352	41704	320762
420219 OTH TRUNK,SUITCASE,VANITY-CASE	1921	23014	3931	39724
420221 HANDBAG,COMP/PATENT LEATHER	54478	249278	15838	114819
420222 HANDBAGS,PLASTIC/TAXT MATERIAL	3945	85448	13408	65754
420229 OTH HANDBAGS,WITHOUT HANDLES	27347	171560	21510	154231
420231 ARTI.CARIED.IN POCKET. LEA/COM	4368	13430	590	6807
420232 ARTIC CARRIED IN POCK TAXT MATE	390	3258	396	3817
420239 OTH,ARTI CRRIED IN HAND/POCKET	2764	21744	3073	18536
420291 OTH CONTAINER O/S OF LEA/COMPS	234	9538	5	576
420292 OTH CONTAINER O/S PLAS/TEXTILE	1834	9118	2074	23579
420299 OTH CASES VULCANISED FIB/PBOA	896	11342	2013	22892
420310 ARTICLES OF APPAREL	8699	37240	13304	90029
420321 GLOVES,MITTENS & MITTS SPORTS	140	1199	50	5763
420329 OTH LEATHER GLOVES	434	54184	7256	34390
420330 BELTS AND BANDOLIERS	36928	230915	37711	241232
420500 OTH ART LEA/COMP LEA TECHNICAL	2683	25882	651	24092
430310 ARTI APPAR CLOTH ACCE FURSKIN	31	3230		199
430390 OTHER, ARTICLES OF FURSKINS		120		27
430400 ARTICLE OF FUR&ARTICLE THEREOF	289	22122		17393
440131 WOOD PELLETS			25	25
440139 SAW DUST & WOOD WASTE & SCRAP	21	5115		4135
440210 WOOD CHARCOAL OF BAMBOO NOT AG		582		724
441300 DENSIFIED WOOD,BLOCK,PLATE,ETC	1619	14508	1926	36877
441600 CASK,BARREL,VAT,TUB&OTH PRODC		34848		33
441890 OTH BUILDERS JOINERY/CARP WOOD	32899	159207	12442	99533
441900 TABLEWARE&KITCHENWARE OF WOOD	2083	16677	2356	18279
442010 STATUETTES/OTH ORNAMENT WOOD		1372	176	2121
442090 OTH WOOD MARQUETRY&INLAID WOOD	2028	19991	1283	40794
442110 CLOTHES HANGERS OF WOOD	1119	8805	320	4202
450490 OTH, ARTICLES AGLOMERATED CORK		2		387
460121 MATS,MAITTING&SCREEN OF BAMBOO	831	5886		2044
460122 MATS,MAITTING&SCREEN OF RATTAN		4		
460129 OTH MATS,MAITTING&SCREN VEG MAT		154		208
460192 OTH MAITTING&SCREEN OF BAMBOO		444		
460199 OTH PLATING MATERIAL N.E.S	322	1546	57	733
460211 BASKETWORK&OTH ARTICL OF BAMBO		1907	387	4002
460212 BASKETWORK&OTH ARTIC OF RATTAN		4		50
460219 BASKETWORK&OTH ART OF VEG MATE	139	1088	171	1326
481200 FILTER BLOCK,SLAB OF PAPERPULP	104	2549		2592
481310 CIGREITE PAPER IN BOOKLET/TUBE		1990		106
481490 OTHER WALLPAPER & COVERINGS.	163	1856	111	3999
481620 SELF-COPY PAPER				685
481690 OTHER COYING PAPER, C/T SIZE.	311	5675	1474	10119
481710 ENVELOPES	2708	9403	595	5310
481720 LETTER CARDS, PLAIN POSTCARDS	19	192		295
481730 BOXES,POUCHES,PAPER STATIONERY	923	6455	386	3310
540772 OTH WOV FAB SYNTH FIL DYED 85%		7627	904	6772

Contd.

10.11 Imports by Economic Categories (Detail)

(In Thousand Rupees)

ITEMS	FEB - 2014	FROM JUL-2013	FEB - 2013	FROM JUL-2012
481810 TOILET PAPER	4471	77983	4391	31077
481820 HANDKERCHIEFS, TISSUES & TOWELS	5742	47558	9645	46253
481830 TABLE CLOTHS & SERVIETTES		2643	97	1306
481850 ARTICLES OF APPAREL & CLOTHING		1126		7060
481890 OTH ARTI LINEN, P&P GARMET/ASSE	7619	57228	4247	21803
481910 CARTON, BOXES & CASES CORR U PAPE	62879	854748	63901	617669
481920 FOLD/CARTO/BOXE&CASE, NON-CURRU	23838	140723	5997	89645
481930 SACKS & BAGS WITH BASE 40CM/MORE	7968	15099	12	5427
481940 OTH SACKS & BAGS, INCLUDING CONES	36852	94207	16149	67751
481950 OTH PACKING CONTAINERS/RE-SLEE	16987	69696	18016	128349
481960 BOX FILES, LETTER TRAYS, BOX, OFF	1874	24729	2983	28161
482010 REGISTERS, LETTER PADS, DIARIES	2597	27593	1906	27743
482020 EXERCISE BOOKS	1452	16754	13032	88746
482030 BINDERS, FOLDERS & FILE COVERS	1494	7021	519	6576
482040 MANIFOLD BUSINESS FORMS/CARBON	164	1315	150	5691
482050 ALBUMS FOR SAMPLES/COLLECTIONS	1130	5664	582	4107
482090 OTH BOOK COVER, BLOTING PAD, NES	1076	14253	693	14089
482110 P&P. BOARD LABELS PRINTED ALL-K	25531	338573	28760	254198
482190 OTH, P&P/BOARD LABELS NOT PRINT	109346	1030278	178519	1109681
482210 BOBBINS, SPOOLS, CAPS, PULP.		13628	1607	14264
482290 OTHER, BOBINS, SPOOL, CAPS ETC. PA	6488	53152	6126	36971
482320 FILTER PAPER AND PAPERBOARD	10879	93605	582	86134
482340 ROLLS, SHEETS AND DIALS, PRINTED	1194	4359	282	5636
482361 TRAY, DISHES, PLATES, CUP, P&BORD		60		
482369 OTH TRAY, DISH, PLATE, CUP, P&BORD	10378	55390	8267	30034
482370 MOULDED/PRESSED ARTICL P-PULP	6995	19786	2480	17012
482390 OTH, ARTICLES OF PAPER PULP, CEL	24811	141568	9106	130007
490110 PRINTED BOOKS IN SINGLE SHEETS	507	16146	1440	29340
490191 DICTIONARIES AND ENCYCLOPAEDIA	3188	67791	10385	101443
490199 OTHER, PRINTED BOOKS/BROCHURES	374991	1671775	309494	1394600
490210 NEWSPAPERS, JOURNAL 4-TIME/WEEK		508		7602
490290 OTHER NEWSPAPER, JOURNALS PERIO	3860	56382	8215	48037
490300 CHILDREN DRAWING/COLOUR BOOKS	58479	328571	62748	199975
490400 MUSIC, PRINTED IN MANUSCRIPT.				51
490510 GLOBES	1	104	202	1278
490591 OTH PRIND MATER BOOK FORM/ATLS		1	6	41
490599 OTH MAPS AND HYDROGRAPHIC/W-PA	265	1221	362	16937
490600 PLANS/DRAWINGS FOR ARCHITECTS	33296	483792	5983	62015
490700 BANKNOTE, CHEQUE, STAMP, BOND ETC	6366106	40725002	3998125	13733735
490810 TRANSFERS, VITRIFIABLE.	1157	6130	643	7386
490890 OTH, TRANSFERS (DECALCOMANIAS)	13161	71432	2947	60110
490900 PRINTED/ILLUSTRATED POSTCARDS	4316	36622	4457	41132
491000 CALENDAR OF ANY KIND PRINTED.	801	19505	725	18701
491110 TRADE ADVERTISING MATERIAL.	46659	138460	20384	92588
491191 PICTURES, DESIGNS & PHOTOGRAPHS	666	4894	416	12441
500600 SILK YARN/ YARN SPUN WASTE NRS		1879		155
500710 FABRICS OF NOIL SILK		1767	1819	25531
500720 OTH FAB CON>80% WT OF SILK	58438	533720	169260	637713
511111 WOVEN FABRICS CARDED WOOL, 85%		44596		19340
511119 OTH WOVEN FABRICS CARDED WOOL		20927		3937
511120 OTH MIXED MAN-MADE FILAMENTS	98	297		1085
540772 OTH WOV FAB SYNTH FIL DYED 85%		7627	904	6772

Contd.

10.11 Imports by Economic Categories (Detail)

(In Thousand Rupees)

ITEMS	FEB - 2014	FROM JUL-2013	FEB - 2013	FROM JUL-2012
511130 OTH MIXED MAINLY/SOLELY M-MADE				1152
511190 OTH WOVEN FAB CARDED WOL/HAIR	209	12265	7074	38247
511211 WOVEN FAB.COMBED WOOL 85%/HAIR	335	6119		3779
511219 OTH WOVEN FAB COMBED WOOL 85%>	944	7101		4533
511220 OTH WOVEN FAB.COM.WOLL MIX.MMF		4295		5271
511230 OTH WOV.FAB.COM.WOOL MIX.M/MSF		9069		16516
511290 OTH WOV.FAB.CARDE WOOL/FA-HAIR	1245	2699	42	13960
520790 OTHER,COTTON YARN PUT UP SALE	76	5661	104	1058
520811 WOV FAB COT WT<100G/SQM UNBLEA				2
520812 WOV FAB COT WT>100G/SQM UNBLEA		62		1150
520819 OTHER WOVEN COTTON FAB UN-BLH	124707	343680	220	89562
520821 WOV FAB COT WT<100G/SQM BLEACH		4631	55	2440
520829 OTH WOVEN FAB OF COTTON BLEACH		3639		6572
520831 WOV FAB COT WT 100G/SQM DYED		14137	31132	340767
520832 WOV FAB COT WT>100G/SQM DYED				10136
520839 OTH COTON WOV FAB<2000/SQM DYE	3997	113171	4574	24313
520841 WOV FAB COT WT 100G/SQM COLOUR	266	2208		4557
520842 COTON WOV FAB WT>100G/SQM COLO	3575	36170	1352	3071
520849 OTH WOV FAB WT 200G/SQM	567	11535	1289	37846
520851 COTON WOV FAB 100G/SQM PRINTED	214851	1016176	346308	2566323
520852 COTON WOV FAB>100G/SQM PRINTED	64	2199		21951
520859 OTH COT WOV FAB 200G/SQM PRINT	608	28632	28	64598
520911 WOV FAB COT WT>200G/SQM UNBLAC	7411	7411		94
520912 COTTON WOV FAB 3-4THREAD UN-BL				1
520919 OTH COT WOV FAB>200G/SQM UNBLE		1391		13468
520921 COTTON WOV FAB BLEACH>200G/SQM	3085	11179	1485	2184
520922 COT WOV FAB 3/4THRD W>200G/SQM				232
520929 OTH COT WOV FAB BLE W>200G/SQM	42	1797	1146	1713
520931 COTTON WOV FAB DYED>200G/SQM	59	9255		1841
520932 COTTON WOV FAB DYED 3-4 THREAD	1750	41834	3563	23244
520939 OTH COT WOV FAB DYED>200G/SQM	8623	12354	18	22222
520941 COT WOV FAB>200G/SQM 85% COT				94
520942 COTTON WOV FAB DENIM>200G/SQM	40512	248259	65727	274612
520943 WOV FAB 3-4-THREAD TWILL>200G		25959		4102
520949 OTH WOV FAB CONT 85% COT/YARN		294		6151
520951 COTTON WOV FAB PRINTED>200GSQM		5		4202
520952 WOV FAB 3-4-THREAD TWILL PRINT		12547	2191	3945
520959 OTH WOV FAB PRINTED>200G/SQM	11669	47401	591	6540
521011 COT W-FAB MIX MMF W200G/SQMLNB	59	14842		7258
521019 OTH W-FAB COT MIX MF200GSQM UB	109	1217	408	18312
521021 W-FAB COT MIX-MMF WT 200G/SQM		15331		5731
521029 OTH W-FAB COT 85%,MMF 200G-BL		316		83070
521031 COT WOV FAB MX-MMF200G/SQM DYE	166	885	308	1786
521032 W-FAB3/4THR MX-MMW 200G/MW DYE		10350		
521039 OTH W-FAD COTMX MF W200G/SQMDY	43753	228230	31596	205052
521041 W-FAB COT MX-MMF 200G/SQM	3948	6415		9826
521049 OTH W-FAB COT MX-MMF W200G/SQM	2537	11731	1995	6438
521051 W-FAB COT MIX,MF W200G/SQM PRI		7564		509
521059 OTH W-FAB COT,MMF W 200G PRINT	483521	4020535	209906	871568
521111 COT W-FAB,MX MF W>200G/SQM UNB		50510	3173	10419
521112 COT FAB 3-4THREAD MIX>200G UNB				2
540772 OTH WOV FAB SYNTH FIL DYED 85%		7627	904	6772

Contd.

10.11 Imports by Economic Categories (Detail)

(In Thousand Rupees)

ITEMS	FEB - 2014	FROM JUL-2013	FEB - 2013	FROM JUL-2012
521119 OTH W-FAB COT, MF W>200G/SQM UNB	399190	4191763	40340	897002
521120 W-FAB COT WT<85% MIX MMF-BLEA		165	141130	220943
521131 WW-FAB COT, MMF W>200G/SQM DYED		16412	13714	13810
521132 WOV FAB 3-4THREAD MIX>200GDYED	3854	18046	1560	5689
521139 OTH W-FAB COT, MMF W>200G DYED	195	1688	108	225
521142 W-FAB COT DENM, MK MF>200G/SQM	24784	150442	16149	109410
521149 OTH W-FB COT CLO YRN MMF>200G		6080		3374
521152 WOV FAB 3-4THRD MMF-W>200GPRNT		2179		
521159 OTH W-FAB COT, MF, W>200G/SQM PR		78665		16650
521211 OTH COT W-FAB UN-EL W 200G/SQM		4019		3823
521213 OTH COT W-FAB DYED W 200G/SQM	1752	5871	490	12407
521215 OTH W-FAB COT PRND W 200G/SQM		1823	1185	19907
521223 OTH COT WOV FAB DYED>200G/SQM	4080	11567		574
521224 OTH W-FAB COT COLYARN>200G/SQM				53
530890 OTH, YARN OF OTH VEG TEX FIERE	59	59		
530911 UN-BLE/BLE FAB CON>85%WT FLX				5459
530919 OTH WOV FAB OF FLAX 85%OR MORE		32583		10127
530921 UN-BLE/BLE FAB 85% OR > W FLX				2251
530929 OTH WOV FAB OF FLAX<85% BY WT	63	3099	30	5128
531090 WOV FAB OF JUTE OR OTH TEX FIB	378	2122		172
540600 M-MADE FILAMENT YARN RETAIL-SL				148
540710 WOV FAB HI-TENACI YRN NYLON PO	1144	159975	8670	176325
540720 WOV FAB OBTAIN FROM STRIP, LIKE	16011	177812	26833	144844
540730 FAB PARALLEL SYNTH FILAMENT	3069	29945	51	21638
540741 FAB 85% OR MORE NYLON FILMENT		52438	138	13450
540742 OTH FAB 85% OR MORE DYED	129864	1184786	83611	682731
540743 OTH W.FAB NYL FLAMT WT>85% DYE	4385	15698		911
540744 OTH W.FAB FILA DIF COL NYL>85%	1115	10850	7447	42415
540751 OTH W.FAB TEXTURED POLY U-BLEA	101057	533426	28813	290393
540752 OTH W.FAB TEXTUR POLY DYED 85%	598746	2782606	116694	619782
540753 OTH W.FAB DIF COL TEXTUR POLYS		898		146
540754 OTH FAB TEXT POLY FIL PRINTED	11670	126313	3175	158206
540761 OTH FAB, NON-TEXT POLY FILAMENT	62202	261818	11679	225000
540769 OTH FAB POLY FIL TEXTILE MAT	13375	141116	38275	132741
540771 OTH WOV FAB SYNTH FIL BL/UN-BL		10340		27
540772 OTH WOV FAB SYNTH FIL DYED 85%		7627	1366	8138
540773 OTH W.FAB DIF COL SYN FILA PRI				788
540774 OTH WOV FAB SYNTH FIL PRINTED	120	120		1109
540782 OTH WOV FAB MIXED COTTON DYED	280	7701	3631	10243
540783 OTH FAB SYN TEXMAT COLOR DYED		5462		
540784 OTH FAB SYN TEK SQM MATERUAK	3013	25330	5880	83540
540792 OTH WOV FAB SYN F/L NS DYED	2372	7101		23
540793 OTH WOV FAB SYN F/L NES COLOUR		7302		36660
540794 OTH WOV FAB SYN FIL NES PRINT	5137	27002	2151	20353
540810 W.FAB HIGH TENACITY YRN VIS, RAY		200	2298	2298
540821 OTH WOV FAB ART. FIL BL/UN-BL	2594	3488		3925
540822 OTH WOV FAB ART. FIL DYED		177	387	9451
540823 OTH WOV FAB DIFFERENT COLOUR	9657	13037	3214	3214
540824 OTH WOV FAB ART. FIL PRINTED		508		3528
540832 OTH WOV FAB ART. FIL YARN DYED				27871
540833 OTH WOV FAB ART. FIL YARN COLOR		656		177
540772 OTH WOV FAB SYNTH FIL DYED 85%		7627	904	6772

Contd.

10.11 Imports by Economic Categories (Detail)

(In Thousand Rupees)

ITEMS	FEB - 2014	FROM JUL-2013	FEB - 2013	FROM JUL-2012
551130 YARN ART STAPLE FIB FOR R/SALE		137		119
551211 WOV FAB OF SYN STAPLE FIBRE		8854		134
551219 OTH WOV FAB OF SYN STAPLE FIB	43676	109481	1490	11934
551229 O/W-FEB ACR STA FIB>85%WT ACRY		2181	190	3731
551299 FAB WOV SYN FIB>85%BY WT SYNTH		880		6695
551311 W.FAB SYN STA FIB MX COT 170G		34650	148	24979
551312 W.FAB SYN STA FIB MX COT314THR		121		
551319 O/W-FAB SYN STA FIB MX COT170G				95
551321 W-FAB SYN STA FIB MX COT DYED		30438	5301	21748
551323 POLYS,COT,STAP FIB<170G DYED	2739	8202		11005
551329 OTH FAB SYN STAP FINRE DYED	287	64131		2008
551331 WOV FAB SYN STAP FIB COLOUR YR	5627	22231	4991	16808
551339 OTH WOV FAB STAP FIB<170G/SQM	1391	2649		5777
551341 WOV FAB POLY STAP FIB PRINTED		69	254	584
551349 O/W-FAB SYN STAP FIB MIX COTON	4218	6575	5864	22388
551412 W.FAB POLY STA FIB3-4 THRD>170	3331	3331		1070
551421 W-F POLY STAP FIB<85% DYED		14703		1471
551422 W-F POLY STAP FIB 3/4THRD DYED	4922	33741	3472	15476
551423 OTH FAB POLY FIB MIX COT DYED		5639		2315
551429 OTH FAB<85% MIX COT SYN FIB	343	2372	1891	1891
551430 WOV FAB SYN YARN DIFF COLO DYE	1458	2225		
551441 W-F SYN FIB<85% MIX COT PRINT		2201		770
551442 W-F POL FIB MIX COT 3-4T PRINT	84811	679025	68366	344505
551443 O/W-FAB POL FIB MIX COT PRINT		474		5122
551449 O/W-FAB SYN MIX COT>170G PRINT		9993		10463
551511 O/W.FAB POLYS FIB MX VISCO RAY	3733	81324	4125	64030
551512 O/W.FAB POLY FIB MIX M-MAD FIB		54		188
551513 O/W FAB POLY FIB MIX WOL/F-HAI		56859		15543
551519 O/W FAB POLY STAP FIB MIX O/FI		6737		31
551521 O/W FAB ARCYL FIB MIXED O/FIB		22617		
551522 O/W FAB ARCYL FIB MIX WOOL	646	1587		1081
551529 O/W FAB ARCYLIC FIB MIX OT/FIB	427	57064	5807	33572
551591 O/W FAB SYN FIB M-MAN-MADE FIL				1832
551599 O/W FAB SYN MIX OTH FIBRE N.S	15	322		
551611 W-FAB ARTI FIB 85%>BL/UN-BLEA		452		225
551612 W-FAB ARTI >85% BY WEIGH,DEYED	2048	27601		13074
551613 W-FAB ARTI FIB>85% WT DIFF-COL				1553
551614 W-FAB ARTI FIB>85% WT PRINTED		34283	43	11195
551621 W-FAB ART FIB<85%WT MM.FILAM		62		
551622 W-FAB ART FIB<85% WT MM-F DYED		21	267	267
551624 W-FAB ART FIB<85%WT MM-F PRINT		5936		
551632 W-FAB ART FIB<85%WT,WOL/HAI DY				45
551641 W-FAB ART FIB<85%WT COT UNBL/B		2890		
551642 W-FAB ART FIB<85%WT MX COT DYE	71	123		221
551644 W-FAB ART FIB<85% WT MIC PRINT	68	68		
551692 W-FAB ART FIB<85%WT MIX O/F DY		1120	1271	1365
551693 W-FAB ART FIB<85%WT D-COL,O/FI				211
560130 TEXTILE FLOCK,DUST & MILL NEPS	14855	41779	5160	36917
560210 NEEDLELOOM FELT STICH-BOND FIB	6426	50547	4876	38319
560221 FELTS OF WOOL/HAIR,NOT COATED	144	490		3596
560229 FELTS OTH TEXT MATE, NOT COATD	1327	1446		848
540772 OTH WOV FAB SYNTH FIL DYED 85%		7627	904	6772

Contd.

10.11 Imports by Economic Categories (Detail)

(In Thousand Rupees)

ITEMS	FEB - 2014	FROM JUL-2013	FEB - 2013	FROM JUL-2012
560500 METALLISED YARN,TEXTILE YARN	132399	817448	87290	510116
560900 ARTICLES OF YARN,STRIP ROPE		3302	1784	7557
570110 CARPET/OTH TEX FLOR COVER KNOID	21361	137215	27040	141660
570190 CARPETS,KNOT OF OTH TEX MATERL	274	737		827
570210 KECEM,SCHUMACKS,KARAMAE.ETC.	757	5262	593	5584
570220 FLOOR COVERING COCONUT FIBRES				168
570231 CARPETS F/COV.PILE CONS,M/MADE		2252		
570232 CARPET F/COV.P/LONS NOT TEXMAT	22	704		230
570239 CARPETS ECT.AOT.MADE O/TEX MAT		1269		136
570241 CARPET ETC.P/CONS.WOOL WOV.M/M	999	4736	9	559
570242 CARPETS OTH.P/CONS.M/M/TEXT.	19160	111506	44965	206452
570249 CARPETS ETC.MADE OTH.TEX MATEL				147
570299 OTH CARPETS ETC.MADE O/TEX/MAT	19	113	149	496
570310 CARPET ETC WOOL/FINE ANIM HAIR		29		12
570320 CARPETS/TUFTED OF NYLON/POLYA	6968	122676	33294	182254
570330 CARPETS ETC.TUFT MAN/M TEX MAT	16295	218809	16173	296630
570390 CARPET/TUFT CARS/VEH O-TEX MAT		3136		2229
570410 TILES, < 0.3 SQM AREA.		4818		2877
570490 OTH CARPETS ETC.FELT N/TUFTED	84223	406670	58681	281221
570500 OTH CARPETS&OTH FLOOR COVERING	234	5206	1747	42784
580110 WOV.PILE FAB.CHENILLE FAB.WOOL		65	60	171
580122 CUT CORDUROY, OF COTTON		27615	24663	51192
580123 OTH WEFT PILE FAB.OF COTTON.		137		133
580126 CHENILLE FABRICS, OF COTTON		14086		44990
580127 WARP PILE FABRICS OF COTTON		1994		3456
580131 UNCUT WEFT PILE FAB.M-MADE FIB				768
580133 OTH WEFT PILE FAB.M/MADE FIBRE				1382
580136 CHENILLE FAB. MAN-MADE FIBRES.		37515	15162	67463
580137 WARP PILE FABRICS OF COTTON	2475	9571		2597
580190 OTH PILE&CHENILLE FAB.TEX.MAT	10154	71624	5277	47983
580211 TERRY TOWEL&S/WOVEN TEXFAB.UEL		27		
580219 OTH TERRY TOWEL/FABRICS,OF COT		504	14	1077
580220 TERRY TOWEL/FABRICS, TEX.MAT	4884	14160	4849	41439
580230 OTH TUFTED TEXTILE FABRIC		170		
580410 TULLES AND OTHER NET FABRICS	3835	7522	20	4654
580421 LACE MACHINE MADE,M-MADE FIBRE	1044	6572	1425	21912
580429 OTH,LACE MACHINE MADE,OTH MAT.	5079	46524	9250	127856
580430 LACE HAND MADE	4634	12710	95	4926
580500 H/ WOVEN,ND/WORK TAPSTRIES.				266
580610 WOV.PILE FAB.& CHENILLE FABRIC	204	5518	590	1414
580620 OTH WOV. FAB. ELASTOMERIC YARN	25416	275222	79096	328059
580631 OTH NARROW WOV FAB, OF COTTON.	2374	6233	51	6961
580632 OTH NARROW WOV FAB,M/MADE FIB.	33728	277863	29579	163644
580639 OTH,NARROW WOV.FAB,TEX.MAT	43047	210999	30217	91378
580640 OTH FABRICS,WARP W/OUT WEFTASM		18555	158	158
580710 LABEL,BADGES ETC.TEXIMAT,N/EMB	73452	736290	59502	670774
580790 OTH,LABELS,BADGES&ART.TEX/MAT	144022	1116431	64697	937925
580810 BRAIDS IN THE PIECE	106	2160	70	9842
580890 OTH,ORNAMENTAL TRIM,TASSEL ETC	5237	38021	4760	46897
580900 WOV FAB.OF METAL TAREAD/YARN.		31		1477
581010 EMBROIDERY W/OUT VISIBLE GROND		68	10	464
540772 OTH WOV FAB SYNTH FIL DYED 85%		7627	904	6772

Contd.

10.11 Imports by Economic Categories (Detail)

(In Thousand Rupees)

ITEMS	FEB - 2014	FROM JUL-2013	FEB - 2013	FROM JUL-2012
581091 OTHER EMBROIDERY, OF COTTON		2136		71
581092 OTH EMBROIDERY, M-MADE FIBRES		161		418
590190 OTH TRACING CLOTH, BUCKRAM ETC.	37835	184884	15988	174904
590210 TYRE CORD FAB HIT. YARN NYLPLMD	105911	969581	83417	652909
590220 TYRE CORD FAB H/T YARN POLYSTR	22799	184137	14049	97800
590390 OTH, TEX FAB IMP, LAM, PLASTIC.	96112	434962	61609	583265
590410 LINOLEUM			6884	7478
590800 TEX WICKS, WOVEN, LAMP, LIGHTERS	18	2683	1365	6670
590900 TEX HOUSE PIPING/TEX TUBING.	2639	33764	8174	50996
591190 OTH, TEX PRODUCTS/ ARTICLES,	27220	173358	16463	149146
600110 LONG PILE, FABRICS	32	34241	71	9042
600121 LOOPED PILE FABRICS, COTTON		858		19558
600122 LOOPED PILE FAB, MAN-MADE FIBRE	2478	14663	333	40479
600129 LOOPED PILE FAB, OTH TEX MAT.	10164	148813	11501	272252
600191 OTH PILE FAB, KNIT/CROCH, OF COT		506	326	2876
600192 OTH PILE FAB, KNIT/CROCH, M-MADE	212849	1949212	127097	953820
600199 OTH PILE FAB, KNIT/CROCH, O/TXIM	1125	18146	2187	114167
600240 KNIT CROCH FAB<30CM, ELASTOME5%		5908	2264	2694
600290 OTH, KNIT/CROCH FAB<30CM, ELAST5%	2777	9068	121	3917
600310 KNIT/CRO FAB WOL/HAIR WD!>30CM		117		720
600330 KNIT/CRO SYN-FIBRE WD !>30CM				14439
600340 KNIT/CRO ART-FIBRE WD !>30CM		86		223
600390 OTH KNIT/CRO FAB WD !>30CM	2649	3243		14220
600410 KNIT/CRO FAB WD>30CM ELASTYR5%	9091	75971	11949	63272
600490 OTH KNIT/CRO FAB WD>30CM ELAST	3283	15329	2619	20511
600522 WRAP KNIT FAB OF COTTON DYED	23	5876		1612
600523 WRAP KNIT FAB OF DIFFCLUR YRN		731		
600531 WRAP KNIT FAB SYN.FIB UNBL/BLE	50778	113665	9785	81950
600532 WRAP KNIT FAB SYN.FIBRE DYED	29742	207767	24074	144736
600533 WRAP KNIT FAB SYN.FIB DIF COLO	3876	11596	765	13638
600542 WRAP KNIT FAB ART FIB DYED	2677	9267	2341	3005
600590 WRAP KNIT FAB O/TH H-6001-6004	478	9653	1805	5784
600610 OTH KNIT/CRO FAB OF WOOL/HAIR			374	2224
600621 OTH KNIT/CRO FAB COT UNBL/BLE		1138		
600622 OTH KNIT/CRO FAB COTTON DYED	675	760	7113	20718
600624 OTH KNIT/CRO FAB COTON PRINTED	42	60		
600632 OTH KNIT/CRO FAB SYN.FIB DYED	194351	777166	29379	112111
600633 OTH KNIT/CRO FAB SYN.FIB COLOR		5034		1996
600634 OTH KNIT/CRO FAB SYN.FIB PRINT	6114	55915	6288	18101
600642 OTH KNIT/CRO FAB ART FIB DYED	1382	6738	53	2092
600644 OTH KNIT/CRO FAB ART FIB PRINT	442	3234		64
600690 OTH KNITTED CROACHED FABRICS	55390	176665	46287	293973
610120 MEN/BOYS OVERCOAT/SIM ARTICLE		255		901
610130 MEN/BOYS WIND JACKET/SIM ART.		1279	148	326
610190 OVERCOAT ETC.MEN OTH TEX KNIT.	1247	17853	653	12169
610210 APPAREL/CLOTH/ACCESSORIES, WOOL		44		671
610220 APPAREL/CLOTH ACCES, OF COTTON,	13	144		
610230 APPAREL/CLOTH ACCES, M-MADE FIB			156	1526
610290 APPAREL/CLOTH OF TEX MATEL,	421	3404	611	3260
610310 SUITS MEN'S/ BOYS KNITTED/CROCH	1181	18147	3	8537
610322 MEN/BOYS, ENSEMBLE, COTTON, KN/CR		1265	412	720
540772 OTH WOV FAB SYNTH FIL DYED 85%		7627	904	6772

Contd.

10.11 Imports by Economic Categories (Detail)

(In Thousand Rupees)

ITEMS	FEB - 2014	FROM JUL-2013	FEB - 2013	FROM JUL-2012
610329 MEN/BOYS,ENSEMBLE OTH TEX MAT,	612	1188	203	1954
610332 JACKET/BLAZER MEN/BOY COT/KNIT		577		40
610333 JACKET/BLAZER MEN/BOYS SYN FIB		4232		41
610339 JACKET/BLAZER MEN/BOYS OTH TEX		8090	255	6273
610342 TROUSERS,ETC.MEN/BOYS COT/KNIT		1867	312	4870
610343 TROUSERS, ETC.MEN/BOYS SYN FIB	32	37		
610349 TROUSERS,ETC.MEN/BOYS TEX MAT	2243	5386	374	6218
610419 WOMEN/GIRLS,SUITS OTH TEX MAT	66	4290		729
610422 WOMEN/GIRLS,ENSUMELE,COTT/KNIT		180		13
610423 ENSEMBLES W/GIRL SYN KNIT/CROC		259		452
610429 WOMEN/GIRLS ENSEMBLE,TEX MAT		46		615
610432 JACKET/BLAZER W/GIRL COT KN/CR	57	1476		
610433 JACKE/BLAZER W/GIRL SYN KN/CR	64	105		117
610439 JACKE/BLAZ W/GIRL OTH TEX K/CR	391	2225	25	1298
610442 DRESSES W/GIRL COTTON KNIT/CRO	19	2739	1690	7082
610443 DRESSES W/GIRL SYN FIB KNIT/CR			3	4046
610444 DRESSES W/GIRL ARTIFIB KNIT/CR		143		133
610449 DRES W/GIRL OTH TEX MAT KNT/CR		742	29	1073
610451 SKIRTS/D-S W/GIRL WOOL/HAIR KN		38		
610452 SKIRTS/D-S W/GIRL COT KNIT/CRO		124	128	360
610453 SKIRTS/D-S W/GIRL SYN KNIT/CRO		120		39
610459 SKIRTS/D-S W/GIRL OTH TEX K/CR	71	183	377	389
610462 TROUSERS ETC OF COTTON KNI/CRO		2436	2334	7868
610463 TROUSERS ETC OF SYN FIB KNITED		175		
610469 TROUSERS ETC OF OTH TEX MAT KN	391	3488	359	3034
610510 MEN/BOYS SHIRTS COTTON KNI/CRO	4579	35097	3115	22391
610520 MEN/BOYS SHIRTS M-MAD FIB K/CR	1460	6393	1096	7044
610590 MEN/BOYS SHIRTS O/TEXTILE K/CR	20579	103404	8740	46650
610610 W/GIRL SHIR/BOUSES COT KN/CRO	729	18044	2686	13684
610620 W/GIRL SHIR/BLO M/MADE FIB K/C	35	7955	163	1227
610690 W/GIRL SHIR/BLOU OTH TEXMATE/C	388	9953	932	3025
610711 UNDERPANTS ETC M/BOY COT KN/CR	731	8597	723	5456
610712 UNDERPANT ETC M/BOYS M/MAD FIB	106	129		419
610719 UNDERPANT ETC M/BOYS OTH T/MAT	233	2701	6	5420
610721 NIGHTSHIRTS&PYJAMAS OF COTTON	378	7228	19	1130
610722 NIGHTSHIRTS&PYJAMAS M/MADE FIB		697		5
610729 NIGHTSHIRT/PYJAMAS OTH TEX MAT	77	878	4	373
610791 BATHROBES ETC OF COTTON M/BOYS		158		4
610799 BATHROBE ETC OF OTH TEX KN/CRO		356		2287
610811 WO/GIRL SLIP,PEITICOAT KNIT/CR	326	639		
610819 SLIP PEITICOAT OTH TEX MATERIA		1546		167
610821 W/GIRL BRIE/PANTIES COT KN/CR	19	1813	48	2927
610822 W/GIRL BRIEF/PANTIES M/MAD FIB		1328	373	1862
610829 W/GIRL BRIEF/PANTIES OTH T/MAT		280	6	36
610831 W/GIRL N-DRESS/PAJAMA COT KN/CR	271	1056	301	1405
610832 W/GIRL N-DRESS/PAYJAMS M/M FIB		43		582
610839 W/GIRL N-DRESS/PAJAMAS TEX MAT	147	1296		113
610891 BATHROBE W/GRL COTTON KNIT/CRO		195	100	111
610892 BATHROBE W/GRL MAN-MADE KN/CRO		2	185	2598
610899 BATHROBE W/GRL OTH TEX KNI/CRO	132	219		89
610910 T-SHIRT,SINGLET,VEST COT K/CR	21749	128834	23693	168802
540772 OTH WOV FAB SYNTH FIL DYED 85%		7627	904	6772

Contd.

10.11 Imports by Economic Categories (Detail)

(In Thousand Rupees)

ITEMS	FEB - 2014	FROM JUL-2013	FEB - 2013	FROM JUL-2012
610990 T/SHIRT,OTH TXT KN/CR	25388	189213	33058	341201
611011 JERSEY,PULOVER,CARDIGAN,WOLLEN		10779		1603
611019 OTH JERSEY PULOVER ETC.WOOLEN		6163	42	9115
611020 JERSEY, PULOVER ETC.OF COT K/C	424	36308	1300	9848
611030 JERSEY, PULOVER M/MADE FIB K/C		187657	49	80149
611090 JERSEY,ETC. OTH TEXT. MATERIAL	8464	196075	17386	145871
611120 BABY GARMENT OF COTTON KNIT/CR	6160	45555	9064	44268
611130 BABY GARMENT OF SYN FIB KNI/CR	3051	35265	4866	18718
611190 BABY GARMENT OF OTH TEX KNI/CR	49105	338009	45433	231434
611211 TRACK SUITS COTTON KNIT/CROCH		18		
611212 TRACK SUITS SYB FIB KNIT/CROCH	204	585		84
611219 TRACK SUITS OTH TEX MAT KNI/CR		1338	610	2133
611231 MEN/BOYS SWIMWEAR SYN FIB K/CR		338		
611239 MEN/BOYS SWIMWEAR OTH TEX K/CR				2672
611241 WOM/GIRL SWIMWEAR SYN FIB K/CR	272	341	231	1123
611249 WOM/GIRL SWIMWEAR OTH TEX K/CR	26	76	40	196
611300 GARMENT MADE UP KNIT/CROCH FAB		944		1259
611420 OTH GARMENT COTTON KNIT/CROCH	58	3061	62	2843
611430 OTH GARMENT MAN-MADE FIB KN/CR	861	1571		447
611490 OTH GARMENT,OTH TEX MAT KN/CRO	2160	30928	2137	23997
611510 GRADUATE COMPRESS HOSIERY	2011	69173	871	78793
611521 OTHER PANTY HOSE AND TIGHTS	1614	2729		255
611522 O-PANTY HOSE&TIGHTS S-FIB>67DX	15	39		30
611529 O-PANTY HOSE OTH-TEXTILE MATE	52	13499		849
611530 OTH-W-MEN FULL/KNEE LENG HOSIE	2564	23777	182	95108
611594 OTH HOSIERY WOOL/FINE ANI HAIR		1875		2
611595 OTH HOSIERY OF COTTON	385	23981	1638	7319
611596 OTH HOSIERY OF SYNTHETIC FIBRE		347		400
611599 OTH HOSIERY OF OTH TEX MATERIL	244	6829	450	8168
611610 GLOV,MITTEN,ETC PCAS/RUBER K/C	15335	57706	627	33060
611691 GLOVE,MITIN,MIT KN/CR WOL/HAIR		98		302
611692 GLOVE,MITTENS ETC KN/CROC COTT	83	594	106	2102
611693 GLOVE,MITTENS ETC KNIT SYN FIB	57430	271401	19864	183343
611699 GLOVE,MITTENS ETC KNIT TEK MAT	573	31131	508	21847
611710 SHAWL,SCARVE,MUFFLER,VEILS ETC	1323	37143	1127	41606
611780 OTH MADE UP CLOTHING ACCESRIES	744	4945	135	5961
611790 PARTS OF GARMENT OR CLOTH ACSS	789	10891	2627	29384
620111 MEN/BOYS OVERCOAT WOOL NOTKNIT		559		3413
620112 MEN/BOYS OVERCOAT COT NOT KN/C	37	634	1774	12215
620113 OVERCOAT MAN-MADE FIB NOT KNIT		552		95
620119 OVERCOAT SIM ART OTH TEX MATER	16086	25244	4051	12773
620191 OTH OUTER GARMENT WOOL MEN/BOY				1806
620192 OTH OUTER GARMENT COT MEN/BOYS		4803		170
620193 OTH OUTER GAR M/MADE FIB M/BOY		31816	349	4577
620199 OTH OUTER GAR OTH TEX MAT M/BY	125	6098	222	6166
620211 OVERCOAT ETC W/GRL WOOL N/KNIT				164
620212 OVERCOAT ETC W/GRL COT N/KNIT	37	576		548
620213 OVERCOAT ETC W/GRL M/MAD N/KNT		1191	4	324
620219 OVERCOAT ETC W/GRL O/TEX N/KNIT		2589	1456	6524
620291 SKI/JACKET W/GRL WOOL NOT KNIT				164
620292 SKI/JACKET W/GRL COT NOT KNIT		556		1396
540772 OTH WOV FAB SYNTH FIL DYED 85%		7627	904	6772

Contd.

10.11 Imports by Economic Categories (Detail)

(In Thousand Rupees)

ITEMS	FEB - 2014	FROM JUL-2013	FEB - 2013	FROM JUL-2012
620293 SKI/JACKET W/GRL M/MADE N/KNIT		796		2259
620299 SKI/JACKET W/GRL TEX MAT N/KNIT	121	3560	103	987
620311 SUIT MEN/BOYS OF WOOD NOT KNIT		2213		661
620312 SUIT MEN/BOYS SYN FIB NOT KNIT		26		217
620319 SUIT MEN/BOYS TEX MAT NOT KNIT	2208	90791	172	234622
620322 ENSEMBLE MEN/BOY COT NOT KNIT	1884	10071	91	1326
620323 ENSEMBLE MEN/BOY SYN FIB N/KNIT		424		23
620329 ENSEMBLE MEN/BOY OTH TEX N/KNIT	34	13438	2050	28001
620331 JACKET ETC MEN/BOY WOOL N/KNIT				2668
620332 JACKET ETC MEN/BOY COT N/KNIT	312	3853	18	12684
620333 JACKET ETC MEN/BOY SYN FIB N/K		7321	1464	7624
620339 JACKET ETC MEN/BOY OTH TEX N/K	734	132948	6882	148657
620341 TROUSER,BIB,BRES ETC WOL M/BOY	3987	21800	4072	16890
620342 OTH TROU BIB M/BOY COT N/KNIT	5332	82331	5360	66857
620343 OTH TROU BIB M/BOY SYN N/KNIT	339	6013	88	1154
620349 OTH TROU BIB M/BOY TEXT N/KNIT	33425	263408	45770	244819
620411 SUIT WOMEN/GRL OF WOOL N/KNIT		4	4	93
620412 SUIT WOMEN/GRL OF COT N/KNIT		540		3206
620413 SUIT WOMEN/GRL OF SYN N/K				390
620419 SUIT WOMEN/GRL OF TEX MAT N/K	761	1970	27	10901
620422 ENSEMBLE WOMEN OF COT N/KNIT				208
620429 ENSEMBLE WOMEN OF TEX FIB N/K	124	247		1600
620431 JACKET W/GRL OF WOOL NOT/KNIT		13		
620432 JACKET W/GRL OF COT N/KNIT		562	30	608
620433 JACKET W/GRL OF SYN FIB N/KNIT	1364	35076	137	3948
620439 JACKET W/GRL OF TEX MAT N/KNIT	398	10049	30	2172
620441 DRESSES W/GRL WOOL NOT KNITTED				888
620442 DRESSES W/GRL COTTON NOT KNIT	2083	9056	1275	7261
620443 DRESSES W/GRL SYN FIB NOT KNIT	89	5327	11	2843
620444 DRESSES W/GRL ART FIB NOT KNIT		633		890
620449 DRESSES W/GRL TEX FIB NOT KNIT	178	3080	141	1275
620452 SKIRTS W/GRL COTTON NOT KNIT	227	1862	82	335
620453 SKIRTS W/GRL SYN FIB NOT KNIT		131	84	146
620459 SKIRTS W/GRL TEX FIB NOT/KN/CR		400	822	921
620461 TROUSER W/GRL WOOL NOT KNIT/CR		604		
620462 TROUSER W/GRL COTTON NOT KNIT	1274	17774	2967	22145
620463 TROUSER W/GRL SYN FIB NOT KNIT		128		315
620469 TROUSER W/GRL TEX MAT NOT KNIT	1703	16841	2055	17781
620520 SHIRTS MEN/BOYS OF COT N/KNIT	5609	36299	3149	28138
620530 SHIRTS MEN/BOYS OF M/MAD N/KNIT	1953	7000		4251
620590 SHIRTS MEN/BOYS OF TEX MAT N/K	5782	26183	1224	7828
620610 BLOUSES W/GRL SILK NOT KNITTED	232	288		128
620620 BLOUSES W/GRL WOOL NOT KNITTED		68		
620630 BLOUSES W/GRL COT NOT KNITTED	1398	9263	30	3574
620640 BLOUSES W/GRL M/MADE NOT KNIT	440	2281	82	6423
620690 BLOUSES W/GRL TEX MAT NOT KNIT	966	6104	1096	5627
620711 UNEDERPANT ETC MEN/BOY COTTON	1369	6151	724	1160
620719 UNDERPANTS ETC MEN TEX MAT NK	74	3590	49	1090
620721 NIGHTSHIRT/PYJAMA MEN COT N/K		50		
620722 NIGHTSHIRT/PYJAMA MEN M/MAD NK				65
620729 NIGHTSHIRT/PYJAMA MEN T/MAT NK	3311	16864	425	1311
540772 OTH WOV FAB SYNTH FIL DYED 85%		7627	904	6772

Contd.

10.11 Imports by Economic Categories (Detail)

(In Thousand Rupees)

ITEMS	FEB - 2014	FROM JUL-2013	FEB - 2013	FROM JUL-2012
620791 BATHROB ETC MEN COTTON N/KNIT	49	49	5	36
620799 BATHROB ETC MEN TEX MAT N/KNIT	163	1812	1393	7615
620811 SLIPS/PETTICOAT W/GRL COT N/NK		19		
620819 SLIPS/PETTICOAT W/GRL T/MAT NK	142	839	91	642
620821 NIGHTDRESS/PYJAMA WOMEN COT NK				344
620822 NIGHTDRESS/PYJAMA WOMEN M/M NK		625		158
620829 NIGHTDRESS/PYJAMA WOMEN T/M NK	588	7325	423	6953
620891 BATHROB ETC W/GRL COTTON N/NK		517	32	55
620892 BATHROB ETC W/GRL M/MAD FIB NK		78	2	249
620899 BATHROB ETC W/GRL TEX MAT N/NK	1289	3669	269	3234
620920 BABIES GARMENT ETC COT N/KNIT	632	5354		1429
620930 BABIE GAR&CLOTH SYN FIB N/KNIT		634	27	572
620990 BABIE GAR&CLOTH TEX MAT N/KNIT	83449	324507	49412	268134
621010 GAR MADE UP FAB H-56.02/56.03	359	4016	603	2676
621020 OTH GAR MEN/BOY H-6201-11,19		2495	108	312
621030 OTH GAR WOM/GRL 6202.11 TO 19				1062
621040 OTH MEN/BOYS MADE UP FAB		1510	20	6038
621050 OTH MEN WOMEN/GIRL FAB N/KNIT		2601	5	465
621111 SWIMWEAR MEN/BOYS NOT KNITTED	152	787		348
621112 SWIMWEAR WOM/GIRL NOT KNITTED		496		
621120 SKI SUITS NOT KNIT/CROCHETED		47		
621132 OTH GAR MEN/BOYS OF COTTON	2745	2896	163	2062
621133 OTH GAR MEN/BOYS OF M/MADE FIB	40	2047	1072	8759
621139 OTH GAR MEN/BOYS OF TEX MATERI	61590	68872	1518	4526
621142 OTH GAR WOM/GIRL OF COTTON		168	27	87
621143 OTH GAR WOM/GIRL OF M/MADE FIB		2155		16
621149 OTH GAR WOM/GIRL OF TEX MATERI	1024	1851	544	1733
621210 BRASSIERES	29903	147165	26047	163872
621220 GIRDLES AND PANTY-GIRDLES	545	6515		1392
621290 BRACES, SUSPENDERS, GARTER&PARTS	13328	31911	5189	26652
621320 HANDKERCHIEFS OF COTTON	1170	6089	746	23858
621390 HANDKERCHIEFS OF OTH TEX MAT	469	10830	1116	19017
621410 SHAWLS, SCARVES ETC & LIKE SILK		42		13
621420 SHAWLS, SCARVES ETC & LIKE WOOL		1642		9134
621430 SHAWL, SCARVE ETC&LIKE SYN FIB	5719	10994	59	312
621440 SHAWL, SCARVE ETC&LIKE ART MAT		8960		1150
621490 SHAWLS OF OTH TEX MATERIALS	9838	43270	6984	56415
621510 TIES, BOW TIES&CRAVATS OF SILK	420	5484	50	3860
621520 TIES, BOW TIES&CRAVATS M/M FIB	120	2224	73	2411
621590 TIES, BOW TIES&CRAVATS TEX MAT	301	6523	504	8930
621600 GLOVES, MITTENS AND MITTS.	212	28429	284	65635
621710 MADE UP CLOTHING ACCESSORIES	22752	107506	14694	89730
630110 ELECTRIC BLANKETS	265	2881		46
630120 BLANKET/TRAVEL RUGS OF WOOL/H		2549	52	153
630130 BLANKET/TRAVEL RUGS OF COTTON	56	1283	45	1348
630140 BLANKET/TRAVEL RUGS OF SYN FIB	169740	1905914	173104	1594133
630190 BLANKET/TRAVEL RUGS OF TEX MAT	11644	92686	1221	33266
630210 BED LINEN, KNITTED/CROCHETED	5495	61632	5145	41505
630221 OTH BED LINEN, PRINTED, N/KNIT	153	5420		4
630222 OTH BED LINEN, PRINTED M/MADE	144	576	58	329
630229 OTH BED LINEN, PRINTED MILL-MAD		167	29	1358
540772 OTH WOV FAB SYNTH FIL DYED 85%		7627	904	6772

Contd.

10.11 Imports by Economic Categories (Detail)

(In Thousand Rupees)

ITEMS	FEB - 2014	FROM JUL-2013	FEB - 2013	FROM JUL-2012
630231 OTH BED LINEN COTTON N/KNIT/CR	1618	4747	91	3190
630232 OTH BED LINEN OF MAN-MADE FIB		122	84	873
630239 BED LINEN OTH TEX MAT NOT KNIT	158	56178	17906	87106
630240 TABLE LINEN KNITTED/CROCHETED		240		10
630251 TABLE LINEN OF COTTON KNITTED	47	1654		72
630253 TABLE LINEN OF MAN-MADE FIBRES	107	107		
630259 TABLE LINEN OF OTH TEX MATERIA		116		97
630260 TOILET & KITCHEN LINEN COTTON	237	4705	296	12206
630291 OTH TOILET/KITCHEN LINEN COTIN		100		25
630293 TOILET/KITCHEN LINEN M/MAD FIB		320	104	138
630299 TOILET/KITCHEN LINEN TEX MAT		807	66	410
630312 CURTAINS/BLINDS/VALANCE SYNFBIB	69	7736		1306
630319 CURTAINS/BLINDS/VALANCE TEXMAT	31	1355	2971	10926
630391 OTH CURTAN, BLIND, VALANC OF COT		170		561
630392 OTH CURTAINS/VALANCE OF SYNFBIB	1206	22647	136	10857
630399 OTH CURTAINS/VALANCE OF TEXMAT	309	3569	39	5909
630411 BED-SPREADS KNITTED/CROCHETED	182	1811	845	2549
630419 BED-SPREADS, OTHERS	2076	5296		344
630491 OTH FURNISHING ARTICLES KNITED	9123	10937	4388	8088
630492 OTH FURNISHING ARTICLE COT KNT		23		203
630493 OTH FURNISHING ARTICLE SYN FIB		1514		846
630499 OTH FURNISHING ARTICLES TEXMAT		12753		925
630510 SACK/BAGS OF JUTE OTH TEX FIB	30	3008		3343
630520 SACKS AND BAGS OF COTTON	44	44		207
630532 SACK/BAGS MAN-MADE TEX MATERIL	14940	257668	5319	113767
630533 SACK/BAGS OF POLYETHYLENE/PROP	27264	125210	7022	148858
630539 OTH SACK/BAGS MAN-MADE TEX MAT	26038	148704	12795	100364
630590 SACKS/BAGS OTH TEX MATERIAL	278	17926	245	42286
630612 TARPULINS,AWNINGS ETC SYN FIB	3558	124775	12053	197174
630619 TARPULINS,AWNINGS OF TEX MAT		3399		29186
630622 TENIS OF SYNTHETIC FIBRES	498	27471	3555	30552
630629 TENIS OF OTH TEX MATERIAL		29714	33	13220
630630 SAILS OF OTH TEXTILE MATERIAL		56		
630640 PNEUMATIC MATRESSES OTH TEX-M			10	10
630690 OTH CAMPING GOODS OTH TEX NAT	548	1381	17	413
630710 FLOOR/DISH/CLEANING CLOTH ETC	1459	13501	3926	17298
630720 LIFE-JACKETS AND LIFE-BELTS	2980	9666	75	14755
630790 OTH MADE UP ARTICLE DRESS PIN	11634	146829	16488	159550
631090 USED&NEW RAGS,SCRAP ETC TEXMAT	4206	24070	2565	82947
640110 FOOTWEAR INCORPORATEPROTE M-TOE	90	2680	130	2442
640192 OTH FOOTWEAR COVERING ANKLE				125
640199 OTH FOOTWEAR NES UPPER NOT FXD	454	2462	52	5223
640212 SPORTS FOOTWEAR,SKI-BOOT ETC		144	20	43
640219 OTH SPORTS F-WEAR SOLES RUB/PL	16239	30597	4902	30978
640220 F-WEAR WITH UPPER STRAP ASSEMB		2067	18777	42127
640299 OTH F/WEAR SOLE/UPPER RUB/PLAS	18659	134019	137171	1199311
640319 OTHER; SPORTS FOOTWEAR	69438	521025	36750	528461
640320 FOOTWEAR OUTER SOLE OF LEATHER	1926	74817	19169	170919
640340 OTH FOOTWEAR WITH METLHOE CAP	2235	18777	4302	30802
640351 OTH FOOTWEAR SOLE COV ANKLE		493		131
640359 OTH FOOTWEAR OUTERSOLE LEATHE	265	3929	377	5186
540772 OTH WOV FAB SYNTH FIL DYED 85%		7627	904	6772

Contd.

10.11 Imports by Economic Categories (Detail)

(In Thousand Rupees)

ITEMS	FEB - 2014	FROM JUL-2013	FEB - 2013	FROM JUL-2012
640391 OTH F-WEAR OUTERSOLE COMP LEA	1119	8819	82	5825
640399 OTH F-WEAR O/S RUB, PLAS, LEA	46021	808430	71293	775108
640411 SPORTS FOOTWAR SHOES RUB/PLAS	27240	336908	46902	497948
640419 OTH FOOTWEAR OUTER SOLE RUB/PL	132733	1158030	128628	1219519
640420 FOOTWEAR OUTERSOLE COMP LEATHR	80	17321	815	24335
640510 FOOTWEAR UPPER/COMP LEATHER	266137	1737607	116242	882240
640520 FOOTWEARS UPPER TEX MATERIAL	5266	47367	8227	73052
650200 HAT-SHAPE,PLAITE LINED N/TRIM		111		
650400 HATS&OTH HEADGEAR PLAITED	26695	31024	120	1061
650500 OTH HATS AND HEADGEAR KNITTED	1493	7017	1006	4163
650610 SAFETY HEADGEAR	5517	170378	11248	123736
650691 OTH HEADGEAR RUBBER/PLASTICS	252	882	441	1594
650699 OTH HEADGEAR OF OTH MATERIALS	14738	23302	643	3430
650700 HEADBRAND LINING COVERHAT FOUN	283	4734	103	3640
660110 GARDEN OR SIMILAR UMBRELLAS	3482	22646	1254	4825
660191 OTH UMB WITH TELESCOPIC SHAFT	49	101	44	387
660199 OTH UMERELA/SUN UMBRELLAS	5761	41214	10420	33949
660200 WALKING STICKS SEAT STICKS	954	1805	119	646
660320 UMBRELLA FRAMES INCL F/MOUNTED		1239		26
660390 OTH PATS/FITTING UMBRELLAS		185		
670100 SKINS AND OTH PARTS OF BIRDS				54
670210 ARTICLE MADE ARTIFICIAL FLOWER	6801	16073	3080	19542
670290 ARTIFICIAL FLOWER,FOLIAG O/MAT	16468	73360	11296	66062
670300 HUMAN HAIR DRESSED THINNED BLE		149		
670411 COMPLETE WIG OF SYN.TEXT MAT.		94		171
670419 OTH BEARD, EYE BROW SYN.TEX MA	134	813		680
670420 WIGS,BEARDS OF HUMAN HAIR		19		132
691090 OTH CERAMIC SINKS WASHBASIN PE	1337	4334	457	5530
691110 TABLEWARE & KITCHENWARE	113352	772691	69753	629827
691190 OTH HOUSEHOLD ARTICLES OF PORN	15713	124437	9968	102514
691200 CERAMIC TABLEWEAR KITCHENWEAR	3471	17254	2306	11314
691310 STATUT ORNAMENT PORCELAIN CHI	33	269		1242
700992 FRAMED GLASS MIRRORS	3917	49691	4710	45727
701010 AMPOULES	11462	171287	7755	137453
701020 STOPPERS,LIDS AND OTH CLOSURES	283	16671	1900	4236
701190 OTHER, GLASS ENVELOPES	100	978		644
701310 INDOOR D?COR OF GLASS CERAMICS	8818	42387	7620	53500
701322 STEMWARE DRIN GLA LEAD CRYSTAL		4		58
701328 OTH STEMWARE DRINKING GLASS	3104	6959	417	3885
701333 O-DRINKING GLASS LEAD CRYSTAL				2026
701337 OTH DRINKING GLASS O/T GL-CEMI	5224	18791		5369
701342 G-WARE LINEAR C-EXPENSION-5x10	115	205		1776
701349 O-GL-WARE L-C-EX-5x10 T,0-300C	54876	262278	40595	323154
701391 OTH GLASS-WARE OF LEAD CRYSTAL	41	707		791
701590 OTH CLOCK/WATCH/NON-CORREIVE		913		1231
701690 OTH PAVING BLOCKS/SLABS/BRICKS	1445	8267	399	6280
701710 LAB HYG/PHAR GL-WARE W/N GRADU	2106	29525	6553	36525
701720 LAB HYG/PHAR GLASSWARE L/C=10K	228	2460	64	3461
701790 OTH LAB GLASSWARE ETC N.S.	7913	58847	3844	40598
701810 GLASS BEADS, S/PERAL/PRE-STON	38925	229267	29514	214512
701820 GLASS MICROSPHERRES-1MM DIA	3349	49019	1604	23870
540772 OTH WOV FAB SYNTH FIL DYED 85%		7627	904	6772

Contd.

10.11 Imports by Economic Categories (Detail)

(In Thousand Rupees)

ITEMS	FEB - 2014	FROM JUL-2013	FEB - 2013	FROM JUL-2012
701939 OTH WEBS ,MATTRESSES ,BOARD ETC	60746	413176	46021	337785
701940 WOVEN FABRICS OF ROVINGS	391	15553	2829	15408
701951 OTH WOVEN FABRICS WIDTH=30 CM	256	7139	126	2969
701952 OTH WOV FAB WID<30CM WT<250G/M		146		
701990 OTH ARTICLES OF GLASS FIBRES.	14153	136681	28549	140682
711299 OTH WASTE/SCRAP PRECIOUS METAL				39
711311 ARTICLE OF JEWELLERY OF SILVER		104		15
711319 ART OF JEWEL OF OTH PRE METAL	3001111	3061683	307242	636588
711320 ART(JEWELRY)BASE MIT-CLD P-MTL	19	440		114
711411 ART OF SILVER WARES W/N PLATED		166654		731
711419 ART OF PRE METALS W/N PLAT		92		97
711420 OTH WARES/PARTS OF BASE METALS		56		107
711510 CATALYST INFORM WIRE/GRIL PLAT		62671		66830
711590 OTH ART PREMET/MET CLAD P/MTL	6998	12423	4337	57637
711610 ART NATURAL/CULTURED PEARLS		24		
711620 ART PRECIOUS/SEMI-PRE STONES		337		17
711711 CUFF-LINKS/STUDS-BASE METAL	528	5240	448	3372
711719 OTH IMITATION JEWELLERY B/METL	19193	89956	2823	48065
711790 OTH IMITATION JEWEL B/METL,N.S	45034	357378	42071	177104
731829 OTH COACH SCREW,BOLTS,NUT I/S	25819	160409	26979	134473
731940 SAFETY PINS & OTHER PINS	321	8772	2167	17371
732090 OTHER,SPRING OF IRON AND STEEL	38581	203240	23730	195600
732111 COOKING APPLI&PLATE WARMER GAS	12412	86461	11770	79468
732112 COOK APPLI/PLAT WARMER LIQ FUL		119		
732119 O-COKING APPLI INCL SOLID FUEL	1058	12881	1414	4407
732181 OTH APPLI FOR GAS & OTH FUELS	201	7676	137	15273
732182 OTH APPLI FOR LIQUID FUEL	659	4155	495	1566
732189 OTH APPL INCL APPLI SOLID FUEL		913		475
732290 OTH AIR HEATER&HOT AIR DUSTREBU	299	290301	24160	152950
732310 IRON/STEEL WOOL,POT SCROEL ETC	18825	113319	16145	105761
732391 OTH BUCKETS OF CAST IRON ENAMA		190		214
732392 OTH H-HOLD ART CAST\IRON ENAMA	469	1680	691	3152
732393 OTH DOMESTIC UTENSILS STA-STEL	10491	18768	2083	9094
732394 OTH DOMESTIC UTENSIL IRON/STEL	11143	78480	14069	79146
732399 OTH H-HOLD ARTCL, PART THEREOF	40989	271425	30380	234893
732410 SINK&WASH BASIN STAINLESS STEL	1687	15424	662	11853
732421 BATH TUBS CAST\IRON W/N ENAMEL		361	798	3875
732429 OTH BATH,SINK,W-BASIN ENA IRON	5551	34369	6878	27005
741539 OTH THREAD ARTICLES OF COPPER	6591	46060	4346	44105
741810 TABLE,KITCH/OTH HOUSEHOLD ARTI		46		24
741820 OTH SANITARY WARE,PARTS COPPER		459		107
741910 CHAIN,PARTS THEREOF OF COPPER		897		917
741991 CAST,MOULDED,STAM,FORGED,COPPE		1310		189
750720 TUBE OR PIPE FITTING NICKEL		11614		9308
761490 OTH STRAN WIR,ROP,CABL,PL ALUM	485036	695301	3897	400852
761510 TABLE,KITCH,POT POLISHPAD ALUM	8039	44365	2725	37432
761520 SANITARY WARE&PARTS OFALUMINIU	7	395	2844	8244
761610 NAILS,BOLT,NUT,SCREW ETC ALUMI	233	4452	563	5561
761691 CLOTH,GRIL,FENCING OF ALUM WIR		1030	826	6569
780420 LEAD, POWDERS AND FLAKES		274		25
800300 TIN BAR, ROD, PROFILE AND WIRE		182		2257
540772 OTH WOV FAB SYNTH FIL DYED 85%		7627	904	6772

Contd.

10.11 Imports by Economic Categories (Detail)

(In Thousand Rupees)

ITEMS	FEB - 2014	FROM JUL-2013	FEB - 2013	FROM JUL-2012
810194 OTH UN-WROUGHT TUNGSTEN,BAR RD		226		252
810295 OTH MOLYBDENUM BAR,ROD,SINTER		1224		
820900 PLATE STICK,TIPS TOOL CERMET	13298	57954	15315	67277
821000 HAND-OPERATE MECHANICAL APPL	178	9003	100	7577
821110 SETS OF ASSORTED ARTICLES	95	961	109	180
821191 TABLE KNIVES HAVING FIX BLADE.	738	7568	681	4696
821192 OTH KNIVES HAVE FIXED BLADES.	3040	15735	1187	9814
821193 KNIVE OTH THAN FIXE BLADES.	34	937	314	1723
821194 BLADES	509	5902	1345	17374
821195 HANDLES OF BASE METAL	77	158		308
821210 RAZORS	64467	747592	69314	545785
821220 SAFETY RAZOR BLADES,	113	4254	16188	46083
821290 OTHER PARTS	2098	9324		2024
821300 SCISSORS,TAILORS,SHEARS BLADE	2030	11558	909	10047
821410 PAPER KNIVES,LETTER OPENER,ETC	4821	67093	6734	72300
821420 MANICURE OR PEDICURE SETS.	3806	21812	578	15165
821490 OTH ARTICLES OF CUTLERY .	2748	9804	2101	13053
821510 SET OF ASORTED ARTICLE-PRECMIL	116	387		239
821520 OTH SETS OF ASSORTED ARTICLE.	2135	14788	1973	7561
821599 OTHER ARTICLES	6702	26628	2598	19711
830110 PADLOCKS	55666	287251	30997	345619
830120 LOCKS FOR MOTOR VEHICLES.	5584	26474	2168	23019
830130 LOCKS FOR FURNITURE	41883	254537	29687	185510
830140 OTHER LOCKS	31200	185258	19668	190017
830150 CLASPS AND FRAMES WITH CLASPS.	54	258	1069	3988
830160 PARTS OF LOCKS	935	11828	2752	22989
830170 KEYS PRESENTED SEPARATELY	3284	17304	2928	18457
830210 HINGES	18804	122869	11862	98036
830220 CASTORS	5336	36194	5651	411065
830230 OTH MOUNTING,FITTING MOT-VEHICL	334	1173	304	2289
830241 OTH MOUNTING,FITTING BUILDING	3313	9410	1200	6796
830242 OTH MOUNTING,FITTING FURNITURES	24924	215613	36600	199286
830249 OTH FITTINGS OF BASE METAL N.S.	12199	83346	12874	74306
830250 HAT-RACKS,HAT-PEGS,BRACKET&FIX	1969	11110	696	6162
830300 ARMURED/REINFORCED SAF B-MIL.	2340	17630	1058	13340
830400 FILING CARD-INDEX CABINET/TRAY	2505	5658	79	2269
830510 FITTING FOR LOOSE-LEAF BINDERS	512	8921	1552	9218
830520 STAPLES IN STRIPS	6510	55055	6442	50274
830590 OTH, INCLUDING PARTS	2751	22193	2502	16291
830610 BELLS,GONGS ETC.ELECTRIC METAL	785	2275	117	4117
830629 OTH STATUETT OTH ORNAMENT	2638	7658	1220	11560
830630 PHOTOGRAPH,PICTURE FRAME MIRROR	139	1978	45	438
830710 FLEXIBLE TUBING OF IRON/STEEL	13466	144871	9634	67386
830790 FLEXIBLE TUBING OF BASE METAL	9245	133455	4294	72236
830810 HOOKS, EYES AND EYELETS	20980	199736	8833	94862
830820 TUBULAR OR BIFURCATED RIVET	23439	509860	34669	420003
830890 OTH ARTICLES B/METAL INC/PARTS	18486	204368	13892	182159
830910 CROWN CORKS OF BASE METAL		53		134
830990 OTH;SCREW CAPS POURING STOPERS	42387	356163	49862	322173
831000 SIGN-NAME PLATE,ETC.BASE METAL	2633	34261	1360	16782
831110 COATED ELECTRODE OF BASE METAL	55832	565266	58641	430763
540772 OTH WOV FAB SYNTH FIL DYED 85%		7627	904	6772

Contd.

10.11 Imports by Economic Categories (Detail)

(In Thousand Rupees)

ITEMS	FEB - 2014	FROM JUL-2013	FEB - 2013	FROM JUL-2012
831120 CORED WIRE OF BASE METAL,	4941	43482	3496	32121
831130 COATED RODS&CORED WIRE,B/METAL	9464	30238	4531	52207
851290 PARTS OF THE HEADING NO.85.12	1788	9319	1522	12063
852290 OTH T/COM EQ/AC HD 85.19-85.21	7921	70458	23096	93164
852321 CARDS INCORPORATING MAG STRIPE	2575	48359	4284	47479
852329 MAGNETIC DISCS	2107	31031	3015	38992
852341 OTHER OPTICAL MEDIA UNRECORDED	21281	73446		61948
852349 OTHER OPTICAL MEDIA	5989	393910	68362	1149668
852351 SOLID STATE NON-VOLATILE STORA	5080	77871	8345	259495
852352 SMART CARDS SEMICONDC MEDIA	155717	1543873	10574	1208522
852359 PROXIMITY CARDS AND TAGS	23798	255887	24157	335489
870990 PARTS,H-NO.87.09 OF WORK TRUCK		7827	4634	13028
871499 OTHER,PARTS AND ACCESSORIES	42743	228947	5880	70149
880390 OTH PARTS OF H-88.01 OR 88.02	539370	3210161	124497	3307971
902000 OTH BREATHING APP & GAS MASK,	11963	226879	11714	59436
902110 ORTHOPAEDIC/FRACTURE APPLIANCE	15538	199230	4076	64341
902121 ARTIFICIAL TEEETH	49	65	2	523
902129 OTHER; DENTAL FITTINGS	3226	10528	1041	9362
902131 ARTIFICIAL JOINTS	13241	137492	11482	67364
902139 OTH ARTIFICIAL PARTS OF BODY	154454	1116600	120792	931837
902140 HEARING AIDS,EXCL PART/ACCESSO	6643	24914	687	18138
902150 PACEMAKER STIMULAT HEART MUSCL	20593	112708	5159	123075
903300 PARTS& ACCE OF HEARING AIDS	32798	206971	13995	215773
910111 WRIST WATCH,ELE OPE,MECH DISPL			921	1433
910119 O-W-WATCH ELECTRICALLY OPERATED	1726	16306	763	19316
910129 O-W-WATCH,W/N INCO.STOP WATCH		64		2210
910191 OTH. POCKET-WATCH ELE OPERATED		12		
910199 O-WATCHES INCL STOP WATCHES		2716		4310
910211 W-WATCH,MACH DISPL O/TH H-9101	904	10107	4476	6281
910212 W-WATCH,OPTO ELECTRONIC DISPLY		78		34
910219 O-W-WATCH W/N INCOR STOP WATCH	8669	56008	9903	65731
910229 O-W-WATCH O/THAN H-9101	41713	1103884	56272	525247
910299 O-POCKET/STOP WATCH O/T H-9101	1089	1098		55584
910310 CLOCK WATCH MOVE ELECT OPERATD		142		160
910390 OTH,CLOCKS WATCH MOV EK.91.04	25	25		390
910400 INS PANEL CLOCK-AIR&SPACECRAFT		80		167
910511 ALARAM CLOCK,ELECTRICALLY OPE.	869	5219	475	7008
910519 OTHER, ALARAM CLOCK	277	19269	1582	12235
910521 WALL CLOCK,ELECTRICALLY OPERAT	797	5753	1309	6368
910529 OTHER WALL CLOCKS	3580	14769	761	8105
910591 OTH,CLOCK ELECTRICALLY OPERATD	556	2310	19	550
910599 OTHER CLOCKS	110	10526	458	7284
910610 TIME-REGISTER,TIME RECORDERS	56	6740	139	1811
910690 OTH,TIME OR DAY RECORDING APPA	803	29919	4566	17647
910700 TIME SWITCHES WITH CLOCK/WATCH	13915	92191	10304	57600
910811 WATCH MOVE ELEC.OPE MACH DISPL	38	136		79
910819 OTH,WATCH MOVE ELECT.OPERATED		509		1139
910890 OTH,WATCH MOVE COMPLETE ASSEMB	380	2815		152
910910 ELE OPER.CLOCK MOVE COMP/ASSEMB	151	151		259
910990 OTH CLOCK MOVEMENT COMP&ASSEMB	701	2828	485	2476
911011 COMP MOVE,UNASSEMBLED WATCH	471	3881		2235
540772 OTH WOV FAB SYNTH FIL DYED 85%		7627	904	6772

Contd.

10.11 Imports by Economic Categories (Detail)

(In Thousand Rupees)

ITEMS	FEB - 2014	FROM JUL-2013	FEB - 2013	FROM JUL-2012
911012 INCOM MOVE,ASSEMBLED OF WATCH		496		62
911019 ROUGH MOVEMENTS,OF WATCHES		87		
911090 OTH,COMP MOVE WATCH/CLOCK UN-A	600	4991	355	3508
911120 WATCH CASES BASE METAL,W/N G/S	71	92		
911180 OTHER;WATCH CASES		661	27	385
911190 PARTS OF WATCH CASES	3016	16258	1115	11179
911220 CLOCK CASE&CASE OF SIMILR GOODS	929	5321	26	2852
911290 PART OF CLOCK CASE/SIMILR CASE	105	1382	131	486
911310 WATCH STRAPS,BAND PRECI METAL.		3223		102
911320 WATCH STRAPS,BAND OF BASE METL	308	514		
911390 OTH,WATCH STRAPS,BANDS PART	856	8558	57	6510
911430 DIALS		198	56	56
911490 OTH;CLOCKS OR WATCH PARTS,N.S.	616	6073	1631	6774
920190 OTH,HARPSICHORD KEYBOARD STRIN	87	400	15	27
920210 OTH STRING PLAYED WITH A BOW			176	271
920290 OTH,STRING MUSICAL INSTRUMENTS	882	3855	34	3576
920510 BRASS-WIND INSTRUMENTS		67		44
920590 OTH,WIND MISICAL INSTRUMENTS,NS		20		681
920600 PERCUSSION MUSICAL INSTRUMENTS		159	31	938
920710 KEYBOARD INS,O/THN ACCORDIONS				222
920790 OTH,MUSICAL INSTRUMENTS	15	3340	243	4063
920810 MUSICAL BOXES	73	589	25	1771
920890 OTH;MECHANICAL STRET ORGAN,INS	1901	13165	1136	8614
920930 MUSICAL INSTRUMENT STRINGS		25	78	563
920991 OTH PARTS & ACCE FOR PIANOS.				34
920992 PARTS&ACCE MUSICAL INS H-92.02	25	247		133
920999 OTH;PARTS&ACCE(CARDS,DISCS)	14	77		256
930110 ARTILERY WEAPONS(GUNS/MORTAR)				1112
930120 GRENADE/ROCKET LAUNCHERS				126
930190 OTHER MILITARY WAPONS		299		56041
930200 REVOLVERS PISTOLS,O/TH93.3.04	59620	272691	37921	423564
930320 OTH,SPORTING,HUNTING SHOTGUNS	7388	73647	14134	105141
930330 OTH,SPORT,HUNTING,SHOOTING RIFL				1559
930390 OTH;FIREARMS,DEVIC OPE FIR EXP				2594
930400 OTH,ARMS OF HEADING NO.93.07	1994	4994	36	29490
930510 PARTS ACCE OF REVOLVERS,PISTOL		2479		124
930520 PARTS&ACC.SHOTGUNS/RIFL.H-9303				219
930591 OTH PART MILITARY WEAPON H93.01		1551		
930599 OTH PART&ACCE.ARTILERY H93.01			2599	2755
930621 SHORTGUN CARTRIDGES		50549	4177	60860
930629 OTH,PARTS OF SHORTIGUNS CARTRIG				2714
930630 OTH,CARTRIDG & PARTS THEREOF.	12094	27346		385215
930690 OTH;AMMUNITION OF WAR & PARTS.			208547	209045
940110 SEATS OF A KIND USED,AIRCRAFT.		19		
940120 SEATS FOR MOTOR VEHICLES.	406	8195	524	3586
940130 SWIVEL SEATS VARIABLE HEIGHT.	11594	51138	6584	59790
940140 SEATS O/THN GARDEN SEATS,CAMP	1167	22382		934
940151 SEATS OF CANE,OSIER,BAMBOO.	97	275		1369
940159 OTH SEATS AND PARTS THEREOF	31	1081		662
940161 OT,SEATS UPHOLSTERED WOOD FRAM	3124	10900	341	3962
940169 OTHER SEATS,WITH WOODEN FRAMES	384	18169	50	7040
540772 OTH WOV FAB SYNTH FIL DYED 85%		7627	904	6772

Contd.

10.11 Imports by Economic Categories (Detail)

(In Thousand Rupees)

ITEMS	FEB - 2014	FROM JUL-2013	FEB - 2013	FROM JUL-2012
940171 OT-SEATS UPHOLSTERED METALFRAM	5726	29089	1716	15567
940179 OTHER SEATS;WITH METAL FRAMES	12178	63644	5508	51218
940180 OTHER SEATS WITH METSL FRAMES	11107	40130	31579	56052
940190 PART OF THE SEATS OF H-94.01.	56891	478591	48188	400132
940310 METAL FURNITURE USED IN OFFICE	7152	26359	668	46467
940320 OTH,METAL FURNITURE O/THN OFFI	4608	56961	8247	77676
940330 WOODEN FURNITURE-OFFICE USE	8934	52712	9457	77622
940340 WOODEN FURNITURE-KITCHEN UES	6837	40766	2261	20881
940350 WOODEN FURNITURE FOR BEDROOMS	21887	148511	10745	188150
940360 OTHER WOODEN FURNITURE	10938	174301	5536	50716
940370 FURNITURE OF PLASTICS	3641	33545	2414	18602
940381 FURNITURE OF OTHER MATERIAL	6824	7014		74
940389 OTHER FURNITURE OF CANE, OSIER	2057	15465		36425
940390 PARTS FURNITURE H -NO.94.03.	3059	38231	1263	16869
940410 MATTRESS SUPPORTS	27	601	544	1579
940421 MATTRESS CELLU RUBBER/PLSTIC		2648		367
940429 MATTRESS OF OTHER MATERIALS	63	1154		1991
940430 SLEEPING BAGS		244		292
940490 OTH,ARTI BEDDING&SIMI FURNISH.	7021	29661	5887	29679
940510 CHANDELIERS & OTH ELE CEILING.	83296	564308	68098	427080
940520 ELECTRIC TABLES,DESK,BEDSIDE	4617	25802	2701	23655
940530 LIGHTING SETS CHRISTMASTREES	276	28600	2670	38085
940540 OTH ELE LAMPS,LIGHTING FITTING	95181	527153	37341	415262
940550 NON-ELE LAMPS LIGHTING FITTING.	660	2275	71	78141
940592 PARTS OF PLASTIC H-94.05,N.E.S	236	2094	20	1123
940600 PREFABRICATED BUILDINGS.	137981	1965600	116018	1288464
950300 TRICYCLES,SCOOTERS,PADAL CARS	244930	1872669	151728	1558154
950420 ARTI&ACCE, BILLIARDS ALL KIND	639	14329	599	8668
950430 OTH GAMES OPERATED BY COIN	3605	28609	1689	18498
950440 PLAYING CARDS	2648	29179	2551	31618
950450 VIDEO GAMES CONSOLES&MACHINES		2966		2075
950490 OTH;ARTICLES FOR FUNFAIR,TABLE	383	21068	2700	29254
950510 ARTI FOR CHRISTMAS FESTIVITES.		4465	32	5339
950590 OTHER ENTERTAINMENT ARTICLES	24978	116948	10931	77813
950611 SNOW SKIS				48
950619 OTH;SNOW SKI EQUIPMENT.	458	458		1769
950629 OTH;WATER SKI,SURF BOARD W-SPO	7431	8894	396	972
950631 GOLF CLUBS COMPLE/OTH GOLF EQU	64	293		8881
950632 GOLF BALLS	139	1566	164	1383
950639 OTHER;GOLF EQUIPMENTS		2546		11292
950640 ARTI,EQUIP FOR TABLE-TENNIS.	2077	4353	232	5181
950651 LAWN-TENNIS RACKETS,W/N STRUNG	1050	2500	166	2187
950659 OTH; BADMINION,SIMILAR RACKET	19391	58822	8436	50455
950661 LAWN TENNIS BALLS		75023	4996	60068
950662 INFLATABLE BALLS	2058	23385	2652	7313
950669 OTH BALL O/THN GOLF,T-TEN BALL	2875	20803	2041	27503
950670 ICE SKATES,ROLLER INCL SKABOOT	367	1832	120	2184
950691 EQUIP. FOR OTHER PHY EXERCISE	74810	411205	79281	420143
950699 OTHER;SPORTS GOODS N.E.S.	58061	536436	39753	356901
950710 FISHING RODS	104	198		128
950720 FISH -HOOKS,W/N SNELLED	81	861		187
540772 OTH WOV FAB SYNTH FIL DYED 85%		7627	904	6772

Contd.

10.11 Imports by Economic Categories (Detail)

(In Thousand Rupees)

ITEMS	FEB - 2014	FROM JUL-2013	FEB - 2013	FROM JUL-2012
950730 FISHING REELS	13	158		56
950790 OTH LINE FISHING TACKLE NETS	337	1834	87	1071
950810 TRAVELLING CIRCUSES/MENAGERIES				1
950890 SWINGS,SHOOTING GALLERIES ETC.	3156	55795	2235	27882
960110 WORKED IVORY,ARTICLES OF IVORY		165		312
960190 OTH,ANIMAL CARVING MATERIAL,ART		1412	15	1575
960200 WORKED VECE,MINERAL MATERIAL	1121490	1588864	283138	1097472
960310 BROOM,BRUSHE,CONS TWIN,VEG-MAT	1769	14890	4629	19294
960321 TOOTH BRUSHE,INCL DENT-PLA BRU	48445	323407	25805	176318
960329 OTH;SHAVING,HAIR,NAIL BRUSHES.	4900	78397	5988	37815
960330 ARTST,WRITING,SIMILAR BRUSHES	1481	6873	1193	5094
960340 PAINT,DISTEPER,VARNISH BRUSHES	4070	17553	1310	5398
960350 OTH BRUSHES CONST PART MACHIN	4867	25723	5030	39361
960390 OTH;HAND OPE MECHANICAL F-SWEEP	12977	71722	9401	60791
960400 HAND SIEVES AND HAND RIDDLES.		19		594
960500 TRAVEL SETS FOR PERSONALTOILE.		14499		5751
960610 PRESS-FASTENERS,SNAP-FASTENER.	26134	208929	38027	229333
960621 BUTION OF PLASTICS,NOT COVERED	47313	273171	30989	165776
960622 BUTION OF BASE METAL,COVER TXT	43394	355847	33972	267913
960629 OTHER BUTTONS	96050	1268300	82294	1143449
960630 BUTION MOULD,PART,BUTTON BLANK	123	5813		10453
960711 SLIDE FASTENER FIT CHAIN SCOP.	33108	279768	20766	279274
960719 OTHER;SLIDE FASTENERS	174083	1508901	125180	1200531
960720 PARTS; SLIDE FASTENERS	135388	1010069	95454	847063
960810 BALL POINT PENS	9454	68366	17232	123482
960820 FELT TIPPED.PORUS TIPPED PEN	3462	138745	31123	163387
960830 FOUNTAIN PEN,STYLOGRAPH PEN	12139	54637	2675	18235
960840 PROPELLING OR SLIDING PENCILS		124	341	1373
960850 SETS OF ARTICLES FROM TWO FOR-H	754	5808		799
960860 REFILLS FOR BALL POINT PEN.	13322	90460	14600	90752
960891 PEN NIBS AND NIB POINTS	27903	190953	27994	226665
960899 OTH;PEN,PENCIL, SIMILAR HOLDER	26598	135124	18427	138452
960910 PENCILS&CRAYON W-LEADS ENCAD.	60199	425109	73175	366127
960920 PENCIL LEADS,BLACK OR COLOURED	14785	204781	34174	193229
960990 OTH;PENCIL, DRAWING CHARCOALS.	3747	53271	2746	41562
961000 SLATES&BOARDS, WRITING/DRAWIN	1618	5206	1350	8743
961100 DATE, SEALING OR NUMBERING STAM	2239	4306	69	4013
961210 TYPEWRITER OR SIMILAR RIBBONS	12245	74388	6132	93220
961220 INK-PADS	496	990		427
961310 POCKET LIGHTERS,GAS FUELLED	7383	100881	3295	21266
961320 POCKET LIGH,GAS FUELL,REFILLAB	74	27599	591	7370
961380 OTHER LIGHTERS	6530	21030	1428	16303
961390 PARTS OF CIGARETTE LIGHTERS		2093		447
961400 SMOKING PIPE&CIGAR OR CIG.HOLD	1231	4369	513	2103
961511 COMBS,HAIR-SLIDES,OF HARD REER	525	9598		4644
961519 OTH;HAIRPINS,CURLING PINS,LIKE	4784	35389	3474	28540
961590 OTH;COMES HAIR-SLIDES,LIKE,PAR	27691	249450	24841	220245
961610 SCENT SPRAY SIMI TOILET SPRAY	4140	47116	7115	61194
961620 POWDER-PUFFS&PADS FOR APPLICA	565	3043	183	3140
961700 VACCUM FLASKS&OTH VACUM VESS	43754	369012	41614	265564
961800 TAILORS,DUMMIERS&OTH LAY FING.	1611	18106	478	17870
540772 OTH WOV FAB SYNTH FIL DYED 85%		7627	904	6772

Contd.

10.11 Imports by Economic Categories (Detail)

(In Thousand Rupees)

ITEMS	FEB - 2014	FROM JUL-2013	FEB - 2013	FROM JUL-2012
970110 PAINTING,DRAWING,PASTELS.	69	1863	28	1423
970190 OTH COLLAGES&SIMI DECORATIVE	313	4029	158	3385
970200 ORIGINAL ENGRAVINGS,PRINTS.	239	324		41
970300 ORIGINAL SCULPTURES&STATUARY		6303		550
970400 POSTAGE&REVENUE STAMPS,ST-POS				10
970500 COLLECTIONS&COLLECTORS, PIECS.		1308	714	2150
990900 TRANSACTIONS LESS THAN RS.1000	563	71808	2318	15624
991000 SAMPLES HAVING NO-COMMER VALUE	35656	202781	43191	308154
2. RAW MATERIAL TOTAL (A + B)	221155140	1866681733	189712997*	1740672672
A. CONSUMER GOODS TOTAL	197700031	1675156303	169258538*	1546154557
050400 GUTS,BLADERS,STOMACH OF ANIMAL	42183	47617	468	16132
050590 OTH SKINS AND PARTS OF BIRDS	21686	88967	4609	31614
050610 OSSEIN,BONES TREATED WITH ACID	6697	62844	4423	62982
050690 OTH POWDER & WASTE OF BONES	580	12742	5755	12274
050790 OTH TORTOISE-SHELL WHALEBONE	921	10171		8388
050800 CORAL&SIMILAR MATERIAL/POWDER		13588	139	1617
051000 AMBERGRIS,CASTOREUM CIVET,MUSK		430	54	732
051110 BOVINE SEMEN	8963	104106	5488	58460
051191 PRODUCTS OF FISH, CRUSTACEANS		1583		1000
051199 OTH ANIMAL PRODUCTS NOT ELSWHE	75	88		1775
060110 BULBS TUBERS,TUBEROU,ROOT,ETC	103	36452	111	31614
060120 BULB TUBERS,ROOTS,CHICORY PLAN		5497	53	5352
060210 UN-ROOTED CUTTING AND SLIPS	833	2193	136	1056
060220 TREES,SHRUBS,BUSHES,GRAFTED		858	415	1234
060240 ROSES,GRAFTED OR NOT		271		
060290 OTHER LIVE PLANTS	17785	38016	14568	41115
060311 ROSES FRESH	437	1817	496	2209
060313 ORCHIDS FRESH		268		
060314 CHRYSANTHEMUMS FRESH	3157	18545	1652	14051
060315 LILIES FRESH	114	472		
060319 OTH FRESH FLOWER,BUDS FOR BOUQ	1111	5677	1163	7308
060390 OTH FLOWERS & FLOWERS BUDS	221	1271	163	981
060490 O.PARTS OF PLANTS FOR BOUQUETS		93		16
110812 MAIZE (CORN), STARCH	1180	18958	1091	13566
110813 POTATO, STARCH	55847	296468	38505	200028
110814 MANIOC (CASSAVA) STARCH	1014	16098		5209
110819 OTHER STARCHES		837		3213
110820 INULIN		4574		3883
110900 WHEAT GLUTEN,WHETHER/NOT DRIED		29173	3385	20442
120110 SOYA BEAN SEED				30
120190 SOYA BEAN,W.OR-N-BROKEN/SHELED		59	29	110
120230 GROUND-NUTS SEED				792
120241 OTH GROUND NUTS IN SHELL	10091	119556	8208	86374
120242 GROUND-NUTS SHELLED BROKEN/N-B	61589	413519	40758	408451
120300 COPRA	98744	1105022	74298	1196623
120400 LINSEED,WHETHER OR NOT BROKEN				1168
120510 LOW ERUCIC ACID RAPE/COLZASEED	4172718	17315262	5801501	34095348
540772 OTH WOV FAB SYNTH FIL DYED 85%		7627	904	6772

Contd.

10.11 Imports by Economic Categories (Detail)

(In Thousand Rupees)

ITEMS	FEB - 2014	FROM JUL-2013	FEB - 2013	FROM JUL-2012
120590 OTHER RAPE/COLZA SEED	521608	601404		24
120600 SUNFLOWER SEED,WHEITH/NOT BROKE	19945	7590823	3228	725695
120740 SESAMUM (SESAME) SEEDS		7353		2126
120750 MUSTARD SEEDS		17910		6783
120770 MELON SEEDS		27	62	3061
120791 POPPY SEEDS				30
120799 OTH,OIL SEED/OLEAGINOUS FRUITS		28137	643	14015
120810 FLOUR AND MEALS OF SOYA BEANS	1192	2205		1782
120890 FLOUR/MEALS OF OTH OIL SEEDS				28
120910 SUGAR BEET SEED USE FOR SOWING		49840		78937
120921 LUCERNE (ALFALFA) SEED	9954	281807	4308	323040
120922 CLOVER (TRIFOLIUM) SEED	20985	1029052	31557	1629623
120925 REY GRASS SEED				623
120929 OTHER SEEDS OF FORAGE PLANTS	198791	457170	160684	281092
120930 SEED OF HERBACEOUS PLANTS		98	42	1109
120991 OTHER; VEGETABLE SEEDS	296508	1735467	184665	1734551
120999 OTH SEEDS OF FRUIT FOR SOWING	58306	742320	20489	332172
121190 OTH PLANTS AND PARTS OF PLANTS	415295	835823	61797	350691
121221 SEAWEDS/ALGAE FIT FOR HUMAN	493	1984	23	1113
130190 OTH;NATURAL GUM,RESIN & BALSAM	23937	181428	19928	168141
130211 OPIUM SAPS AND EXTRACTS				6
130212 SAP AND EXTRACTS OF LIQUORICE		393		
130219 OTH SAPS & EXTRACT OTH VEG SAP	6933	202185	5179	113524
130220 PECTIC SUBSTANCES,PECTINATES	16627	38795	7443	52861
130231 AGAR-AGAR	3664	25581	6	16749
130232 MUCILAGES&THICKENERS,LOC SEED	12532	45133	2730	168850
130239 OTHER MUCILAGES AND THICKENERS	31766	125093	24804	106618
140110 BAMBOOS	5851	20768	2793	22936
140120 RATTANS	9009	29426	5072	33915
140490 TENDU LEAVES(BIDI LEAVES)	224578	1738076	183745	1530231
150190 POULTRY FAT OTH THAN H-02.09		22267		
150210 TALLOW (OTHER THAN OF H-15.03)	70201	1167907	331032	2417562
150290 OTH FAT BOVIN ANMAL,SHEEP GOAT			19164	19164
150300 LARD STEARIN/OIL,TALLOW OILS				1269
150410 FISH-LIVER OILS THEIR FRACTION				86
150420 FATS OILS THEIR FRACT OF FISH	1660	1660		1288
150430 FATS & OILS & THEIR FRACTIONS				6
150500 WOOL GREASE,CRUDE,FETTY SUBS	6675	45719	9478	30735
150600 OTH ANIMAL FATS AND OILS/FRACT		7679		1936
150710 SOYABEAN OIL & ITS FRACT CRUDE	187394	3699475	662	4277741
150790 OTH SOYABEAN OIL & IT FRACTION	20930	161713	2390	151038
150890 OTH GROUND NUT OIL & ITS FRACT	2561	8489		6659
150910 OLIVE OIL & ITS FRACT (VIRGIN)	7635	61341	8918	66897
150990 OTH OLIVE OIL & ITS FRACTIONS	54916	309978	30091	284164
151000 OTH OIL/FR,INCL BLENDS OF OIL		823		4010
151110 PALM OIL & ITS FRACTIONS CRUDE	306364	7117455	6036667	28275930
151190 OTH PALM OIL & ITS FRACTIONS	14731752	121730611	13703192	107139721
151219 OTH SUNFLOWER SEES&SAFLOWER OIL	849	6178	328	55587
151311 COCONUT OIL,ITS FRACTION CRUDE		48156	7154	144708
151319 OTH COCONUT OIL,ITS FRACTIONS	37268	313027	52235	329268
151329 OTH PALM KERNEL/BABASSU OIL	72545	591383	109714	693254
540772 OTH WOV FAB SYNTH FIL DYED 85%		7627	904	6772

Contd.

10.11 Imports by Economic Categories (Detail)

(In Thousand Rupees)

ITEMS	FEB - 2014	FROM JUL-2013	FEB - 2013	FROM JUL-2012
151419 OTH COLZA/MUSTER OIL, FRA/CRUDE				667
151499 OTH RAPE SEED OIL ITS FRACTION				65
151511 LINSEED OIL & ITS FRACT CRUDE				3329
151519 OTH LINSEED OIL & ITS FRACTION		380	515	5718
151529 OTH MAIZE OIL & ITS FRACTIONS	3503	17493	536	14523
151530 CASTOR OIL AND ITS FRACTIONS	2065	2931		4042
151550 SESAME OIL & ITS FRACTIONS	27	635	569	1070
151590 OTH FIXED VEGETABLE OILS/FRACT	7129	22284	836	5478
151620 VEG FATS/OILS AND ITS FRACTION	99328	1037791	622367	1665871
151710 MARGARINE, EXCL LIQUID MARGARIN	9981	167659	9129	91719
151790 OTH MARGARIN, EDIB MIX/PREP ETC	90736	582833	68705	523731
151800 ANIMAL/VEG FAT/OILOXIDISE ETC	3180	51456	18341	95477
152000 GLYSEROL, CRUDE WATER & LYES	1786	34104		7154
152110 VEG WAX WHETHER OR NOT REFINED		9138	1911	7863
152190 OTH BEES WAXES, OTH INSECT WAX	2951	33097		35283
152200 DEGRAS, RESIDUES ANIM/VEG WAXES	26932	128473	72433	747361
160100 SAUSE, PROD MEAT-FOOD PREP OFFL	1310	4685	2114	7418
220710 UNDENATURE ETHYL ALCOHOL O/SPR		29		20
220720 ETHYL ALCOHOL/OIH SPIRITS DEN			320	866
240120 TOBACO-WHOLY/PARTILY STE/STRIP	107097	869702	86217	678836
240130 TOBACCO REFUSE	7050	11116	270	1587
251010 AAT, C/PHOS, ALUM/C/PHOS&PH/CGU	737	2405744	890276	3072927
251020 AAT, C/PHOS, ALUM/C/PHOS&PH/CGD		395		41477
270810 PITCH	926	9554	609	8022
270900 PETROLEUM OILS FROM BITUMINOUS	58099702	405045638	32772929	341513023
271019 KEROSENE, INCL KER.TY. JET FUEL	44412439	466473909	44663934	470593917
271020 PETROLEUM OILS (OTH THAN CRUDE)		817	45	45
271091 WASTE OIL (PCBs), (PCTS), (PBBS)				280
271099 OTH WASTE OILS	1372	2998	135	144511
271111 NATURAL GAS, LIQUIFIED		300		3057
271112 PROPANE, LIQUIFIED	2442	5898		10946
271113 BUTANES, LIQUIFIED	66	116	56	145
271114 ETHYLENE, PROPYLENE, BUTYLENE		101822		22299
271119 OTH GAS HYDROCARBONS LIQUIFIED	750466	5587533	777327	6075135
271121 NATURAL GAS, IN GASEOUS STATE			237	237
271290 OTH PETROLEUM WAX ETC	14228	285855	51643	249468
271311 PETROLEUM COKE; NOT CALCINED	255490	614047	170782	726706
271312 PETROLEUM COKE; CALCINED		7639	2259	16332
271320 PETROLEUM BITUMEN	108941	436250	95411	2156228
271490 OTH BITUMEN & ASPHALT NATURAL.		2451		23350
290110 SATURATED ACYCLIC HYDROCARBONS	219	25049	6174	21018
290121 UNSATURATED ETHYLENE.	794344	6554822	833247	5911256
290129 OTH UNSATURATE ACYCLIC HYDROCARBONS		4026		3373
290211 CYCLOHEXANE		58		107
290219 OTH CYCLANES/CYCLOTERPENES	33237	154081	8241	98739
290220 BENZENE, PURE		27		176
290230 TOLUENE, PURE	23150	630782	33774	478665
290241 O-XYLENE	125089	1541069	220785	1412695
290243 P-XYLENE	2640783	29011170	4709041	29816720
290244 MIXED XYLENE ISOMERS	16897	88034	21765	59673
290250 STYRENE	736531	6566929	695977	5956134
540772 OTH WOV FAB SYNTH FIL DYED 85%		7627	904	6772

Contd.

10.11 Imports by Economic Categories (Detail)

(In Thousand Rupees)

ITEMS	FEB - 2014	FROM JUL-2013	FEB - 2013	FROM JUL-2012
290260 ETHYLENENE		5147	3682	9004
290290 OTH CYCLIC HYDROCARBONS	37225	126670	4315	100292
290311 CHLOROMETHANE, & CHLOROETHANE		2908		
290312 DICHLOROMETHANE(METHYLEN CHLOR)	41713	183414	24842	205296
290313 CHLOROFORM(TRICHLOROMETHANE)	1688	240124	28743	108332
290315 ETHYLENE DICHLORIDE(1,2-DI CH)	2	315937		346963
290319 OTH SATUR DERIV ACYCL HYDROCARB	13804	25886	2179	59214
290321 UNSATURATED VINYL CHLORIDE		197869		269697
290322 UNSATURATED TRICHLOROETHYLENE	4080	138890	13488	111215
290323 UNSATURATE TETRACHLOROETHYLENE		44487	8085	39122
290329 OTH UNSATUR DERIV ACYCL H'CARB		5	60	10008
290339 OTH FLUORINATED,ERO DERIVATIVES	77345	333334	83861	423780
290371 CHLORODIFLUOROMETHANE	19596	77020	2727	100027
290373 DICHLOROFLUOROETHANES		8305		17351
290377 PENTACHLOROFLUORO METHANE	934	22959	948	19267
290379 OTH CHLORODIFLUOROMETHANE	6044	260045	51868	283485
290381 1,2,3,4,5,6HEXACHLORO CYCLOHEX				193
290391 CHLOROBENZENE,O-DI/P-DI CHLORO	2940	3001		6482
290399 OTH HALOGENATED DERIV H.CARBON	1387	24436		13229
290410 DERIV SULPHO GRP IT SALT/EYHYL	10648	61988	7570	41815
290420 DERIVAT ONLY NITRO/NITRO GROUP	2340	13019	187	14175
290490 OTH,SUPHO,NITRAT NITROS H'CARB	8865	25513	2859	18071
290511 SATURAT METHANOL(METHYL ALCHL)	520859	3182887	261578	2344285
290512 PROPYL/ISOPROPYL ALCOHOL	78424	777913	94803	798435
290513 SATUR BUTAN-I-01(N-BUTYLALVHL)	3431	49620	7183	106114
290514 OTHER SATURATED BUTANOLS	14843	116223	4533	126312
290516 SATUR OCTANOL/ISOMERS THEREOF	315106	2700125	366021	2554982
290517 DODECAN-1-OLHEXADECAN/OCTADEC	3213	47553	9804	47420
290519 SATUR MONOHYDRIC ALCOHOLS		26707		3174
290522 UNSATUR ACYCLIC TERPENE ALCOHL		39668	3256	21864
290529 OTH UNSATUR MONOHYDRIC ALCOHOL	361	14575	364	7025
290531 ETHYLENE GLYCOL(ETHANEDIOL)MEG	1682007	19522815	2222054	18704261
290532 PROPYLEN GLYCOL(PROPAN-1,2-DIO	112796	673892	61537	487787
290539 OTHER, DIOLS	968	50664	6215	28800
290541 2-ETHYL-2(HYDROXYMETHYL)-PROPAN		7891		12897
290542 PENTAERYTHRITOL	34804	294630	18798	204885
290543 MANNITOL	3648	77898	8007	45300
290544 D-GLUCITOL (SORBITOL)	122	12433	3137	21599
290545 GLYCEROL	74117	411204	58925	297905
290549 OTHER,POLUHYDRIC ALCOHOLS	4747	10543	4070	19316
290559 OTHER HALOGENATED, SULPHONATED	1881	10951	2811	13211
290611 MENTHOL	64010	299495	70137	489665
290612 CYCLOEXANOL,METHYL/DIMETHYL	1059	5311	568	1540
290613 STEROLS AND INOSITOLS	1607	12084	1191	5997
290619 OTH,CYCLANIC,CYCLENIC CYCLOTER	4269	54466	18543	56275
290621 BENZYL ALCOHOL	6910	48261	7583	27770
290629 OTH,AROMATIC CYCLIC ALCH HALOG	3920	27565	3702	15067
290711 PHENOL(HYDROXYBENZENE)IT SALT	26377	301081	26043	172972
290712 CRESOLS AND THEIR SALTS		663		392
290715 NAPHTHOLS & THEIR SALTS	27	5404		4769
290719 OTHER MONOPHENOLS	2318	15713	555	24154
540772 OTH WOV FAB SYNTH FIL DYED 85%		7627	904	6772

Contd.

10.11 Imports by Economic Categories (Detail)

(In Thousand Rupees)

ITEMS	FEB - 2014	FROM JUL-2013	FEB - 2013	FROM JUL-2012
290721 RESORCINAL AND ITS SALTS	4420	19538	5643	14093
290722 HYDROQUINONE (QUINOL)ITS SALT	6454	25170	3638	7806
290723 4,4- ISOPROPYLDENEDIPHENOL/SALT		9630		6420
290729 OTHER, POLYPHENOLS	9072	61903	5886	42158
290819 OTH DERI CON ONL HALOGEN SUBST	127	7424	50	17963
291511 FORMIC ACID	15279	191110	7092	173872
291512 SALTS OF FORMIC ACID	51921	417890	73405	411081
291513 ESTERS OF FORMIC ACID		887		174
291521 ACETIC ACID	82365	1183691	184335	1257562
291524 ACETIC ANHYDRIDE		753		1786
291529 OTH,ACETIC ACIDE & ITS SALTS	3196	24306	1247	74529
291531 ETHYL ACETATE		43618	10185	62067
291532 VINYL ACETATE	90034	1062439	111599	775311
291533 N-BUTYL ACETATE		2878		2084
291536 DINOSEB (ISO) ACETATE				952
291539 OTHER,ESTERS OF ACETIC ACID	69859	655539	72976	430662
291540 MONO/DI/TRICHLORACETIC ACID-S	18	4166		2115
291550 PROPIONIC ACID,ITS SALT/ESTERS	9635	38883	1040	22484
291560 BUTYRIC/VALERIC ACID/SALT/ESTR	26650	132347	13335	92219
291570 STEARIC ACID	10182	76634	4046	57149
291590 OTH SAT ACYCLIC MONOCARBOXYLIC	71762	438602	49731	404990
291611 UNSATU ACRYLIC ACID/ITS SALTS	17081	147708	15162	92686
291612 UNSATURATE ESTER ACRYLIC ACID	178313	1321281	80024	1000410
291613 UNSATU METHACRYLIC ACID/SALTS	1544	39084	2579	12224
291614 UNSATU ESTER,METHARYLIC ACID	55862	423127	20914	379711
291615 OLEIC,LINOLEIC/LINOLENIC ACID	331	9558	21	9402
291619 OTH UNSAT ACYLIC M/CARBOX ACID	9158	94267	3384	58004
291620 CYC-LANIC,LENIC LOTEPHENI ACID	10023	46419	11483	47104
291631 BENZOIC ACID,ITS SALTS/ESTERS	29518	138449	4540	94484
291632 BENZOYL PEROXIDE/BENZYL CHLRID		18940		9011
291634 PHENYLACETIC ACID & ITS SALTS		40	79	711
291639 OTH,AROMATIC MONOCARBOXYIC ACID	45049	423486	64056	375189
291711 OXALIC ACID/ITS SALTS/ESTERS	11379	92537	16158	150252
291712 ADIPIC ACID,ITS SALTS/ESTERS	102	13056	9524	38090
291713 AZELAIC/SEBACIC ACID/SALT/ESTR		9104	2519	17209
291714 MALEIC ANHYDRIDE	3760	48531	5147	66149
291719 OTH ACYCLIC POLYCARBOXYL ACID	8363	67840	5443	34318
291720 CYC-LANIC,LENIC LOTERPENC ACID		13954	634	32484
291732 DIOCTYL ORTHOPHTHALATES	1408	5597	1656	12371
291733 DINONY/DIDECYL ORTHOPHTHALATES		107		2354
291734 OTH ESTERS ORTHOPHTHALIC ACID	16771	127423	2510	87693
291735 PHTHALIC ANHYDRIDE	3048	54206	3093	132442
291736 TERPHTHALIC ACID AND ITS SALTS	219408	2078394	353081	4433423
291739 OTH POLYCARBOXYLIC ACIDS/DERIV	4	213214	32607	219423
291811 LACTIC ACID,ITS SALTS/ESTERS	16950	92542	8834	90005
291812 TARTARIC ACID	3004	33510	576	28132
291813 SALT & ESTER OF TARTARIC ACID	30	4568	3736	5137
291814 CITRIC ACID	186971	859237	97080	609487
291815 SALTS & ESTER OF CITRIC ACID	26409	140643	8007	95911
291816 GLUCONIC ACID,SALTS & ESTERS	70291	352157	45129	327792
291818 CHLOROBENZILATE (ISO)		2467	2097	2097
540772 OTH WOV FAB SYNTH FIL DYED 85%		7627	904	6772

Contd.

10.11 Imports by Economic Categories (Detail)

(In Thousand Rupees)

ITEMS	FEB - 2014	FROM JUL-2013	FEB - 2013	FROM JUL-2012
291819 OTH CARBOXYLIC ACID W/ALCOHOL	13350	76510	8680	47345
291821 SALICYLIC ACID AND ITS SALTS	1435	19930	2620	17895
291822 O-ACETYL SALIC ACID/SALT/ESTER	13710	70809	10821	86265
291823 OTH ESTER, SALICYLIC ACID/SALTS	482	5644		2270
291829 OTH CARBOXYLIC ACID+PHENOL FUN	9115	94327	1494	67286
291830 CARBOXYLIC ACID+ALDEHYDE/KETON	12345	38152		36988
291891 2,4,5-T(ISO) (2,4,5-TRICHLOROPH		9062		2722
292990 OTH COMP WITH OTH NITROGN FUNC	16598	129977	16148	108409
293020 THIOCARBAMATE/DITHIOCARBAMATES	10958	250515		129037
293030 THIURAM MONO-,DI-,TETRASULPHID		34394	460	6612
293040 METHIONINE	377112	1765166	128036	1472336
293090 OTHER ORGANO-SULPHUR COMPOUNDS	224523	771828	6488	285839
293110 TETRAMETHYL LEAD&T-ETHYL LEAD		12137		
293120 TRIBUTYL TIN COMPOUNDS				758
293190 OTH O-ALKYL&(O-2-(DI)ALKYL,COMP	37173	471299	5228	442961
293211 TETRAHYDROFURAN		2759		261
293212 2-FURALDEHYDE (FURFURALDEHYDE)		37420		34606
293213 FURFURYL ALCOH/TETRAHYDRFURFYL		287		1386
293219 OTH COMP UNFUSED FURAN RING	1688	36247	3098	37346
293220 LACTONES	4920	76197	28738	90428
293299 OTH HETEROCYCLIC COMP W/OKYGEN	281928	1231302	85430	1118630
293311 PHENAZONE & ITS DERIVATIVE		7315	8854	54473
293319 OTH COMP UNFUSE PYRAZOLE RING	6558	41520	12576	96454
293321 HYDANTOIN AND ITS DERIVATIVES	2506	13043	929	19671
293329 OTH COMP UNFUSE IMIDAZOLE RING	148088	767092	77413	721355
293331 PYRIDINE AND ITS SALTS		1675	22	1569
293332 PIPERIDINE AND ITS SALTS		553		86
293333 ALPENTANIAL (INN) (ANILBRIDINE)		125532		109317
293339 OTH COMP UNFUSE PYRIDINE RING	128874	1926604	218581	1987073
293349 OTH COMP QUINOLIN/ISO-QUINOLIN	88744	997822	174065	981689
293352 MALONYLUREA/IT DERIV/SALT THOF				512
293353 ALLOBARBITAL (INN) (AMBARBITAL)		3524		2547
293354 OTH DERIVATIVES OF MALONYLUREA		1998	796	3274
293359 OTH COMP PYRIMIDINE/PIPER RING	230788	1553559	187180	1410758
293361 MALAMINE	79023	429968	33073	298639
293369 OTH COMP UNFUSE TRIAZINE RING	162354	599201	12327	146856
293371 6-HEXANELACTAM(EPSILON-CAPROL)	1500	7885		6138
293372 CLOBAZAM (INN), METHPRYLON (INN)		34814		
293379 OTHER LACTAMS	6473	239548	28958	276659
293391 ALPRAZOLAM (INN) CAMAZEPAM (INN)	402	37566		26634
293399 OTHER HETROCYCLIC COPMOUNDS	227655	1444374	112795	1149379
293410 COMP UNFUSE THIAZOLE RING	24421	130777	8667	117248
293420 COMP BENZOTHIAZOLE RING SYSTEM	10913	61476	2466	46411
293430 COMP PHENOTHIAZINE RING SYSTEM	1326	48655		65896
293491 AMINOREX (INN), BORTIZOLAM (INN)		6509	999	4454
293499 OTHER NUCLEIC ACIDS&SALTS	369758	3265076	490274	3465541
293999 OTH VEGETABLE ALKALOIDS NATURL	26262	131177	24711	151346
294190 OTHER ANTIBIOTICS.	437878	3789377	550751	3474154
300692 WASTE PHARMACEUTICALS		66		
310100 ANIMAL/VEG FERTILIZER/PRODUCTS	622	14318	1377	35747
310210 UREA,WHET OR NOT AQUEOUS SOLUT		37071361		15174426
540772 OTH WOV FAB SYNTH FIL DYED 85%		7627	904	6772

Contd.

10.11 Imports by Economic Categories (Detail)

(In Thousand Rupees)

ITEMS	FEB - 2014	FROM JUL-2013	FEB - 2013	FROM JUL-2012
310221 AMMONIUM SULPHATE	16108	293455	26205	138530
310229 MIX AMMONIUM SULPHATE/NITRATE		247915	39765	116337
310230 AMMONIUM NITRAT, WHEAT/NOT AQUES	17279	213780		173978
310250 SODIUM NITRATE	10280	69469		37061
310260 MIXT, CALCIUM/AMMONIUM NITRATE		2546		2418
310290 OTH, MIN/CHEM NITROG FERTILIZER	2439	52784	12084	48292
310310 SUPER-PHOSPHATES	21968	154246		56210
310390 OTH, MIN/CHEM FERTILIZE PHOSPH	1556	7669	2233	5151
310420 POTASSIUM CHLORIDE	59208	474511	26374	280062
310430 POTASSIUM SULPHATE	39422	252649	4824	349643
310490 OTH, MIN/CHEM FERTILIZE POTASIC		830646		349558
310510 MIN/CHEM FERTILIZER >10KG		2650		117
310520 MIN/CHEM FERTZ ELEM NIT/PHO/PT	36108	215292	3798	212643
310530 DIAMMONIUM HYDROG ORTHO-PHOSPH	1227654	19496255		25560387
310540 AMMONIUM DIHYDROGEN ORTHO-PHOS		305521		340492
310551 CHEM FERTIZ CON NITRAT/PHOS		342386		6393
310559 OTH MIN/CHEM FERTIZ NITRAT/PHOS	22549	78502	17413	36291
310560 MIN/CHEM FERTZ ELEM PHOS/POTAS	134	323		3458
310590 OTH MINER/CHEMICAL FERTILIZER	20538	90973	6401	4009335
320110 QUERCERO EXTRACT	5201	64292	1159	58562
320120 WATTLE EXTRACT	42395	355619	20434	171544
320190 OTH TANNING/EXTRACT VEG/GAMBER	43708	307470	34221	264196
320210 SYN ORGANIC TANNING SUBSTANCE	153885	1080391	108235	809324
320290 OTH, INORGANIC TANNING SUBSTANCE	75697	891726	66902	706632
320300 COLOUR MATTER, VEG/ANIMAL	1311	32344	1165	28420
320411 DISPENSE DYES/PREP BASE THEROF	172926	1198925	92700	830131
320412 ACID DYES PREMETALISE/PREP/DYE	122386	1027385	81162	569380
320413 BASIC DYES/PREP BASE THEREON	67865	435356	42030	340094
320414 DIRECT DYES/PREP BASE THEREON	33393	184002	20314	163453
320415 VAT DYES INCL PIGMENT/PREPARAT	213271	2015946	136748	1600861
320416 REACTIVE DYES PREP BASE THREON	719829	5444065	385765	3087879
320417 PIGMENT PREP BASE THEREON	146570	1503951	152772	1442691
320419 OTH SYN ORGN COLOURING MATTER	143127	758232	82713	670245
320420 SYN ORGN PROD USE FLUORESCENT	63707	339922	23264	321204
320490 OTH, SYN ORGN COLOURING MATTER	6587	50311	5804	32533
320500 COLOUR LAKES, PREP AS SPECIFIED	15028	128067	16379	144301
320611 PIGMENT PREP TITANIUM DIOXIDE	492097	3617391	354362	3294270
320619 OTH, PIGMENT/PREP TITANIUM DIOX	16061	74948	10257	77356
320620 PIGMENT/PREP, CHROMIUM COMPOUND	11132	103775	14149	97862
320641 ULTRAMARINE/PEP BASE THEREON	5757	30102	3154	20167
320642 LITHOPONE/OTH PIGMENT/ZINC SUL	4401	29919	42	25132
320649 OTH, COLOURING MATTER PREPARATIN	29347	323049	24171	227971
320650 INORGANIC PRO USE LUMINOPHORES		5383	2270	3520
320710 PREP PIGMENT/OPACIFIER/COLOURS	19618	104856	19445	128807
320720 VITRIFIABLE ENAMEL/GLAZE/ENCOB	7959	47356	10389	61858
320730 LIQUID LUSTER/SIMILAR PREPARAT	3212	13243	1554	11389
320740 GLASS FRIT/POWDER GRANULE/FLAK	72791	609845	37350	442942
320810 PAINT/VARNISH BASE ON POLYESTER	30988	174758	13693	186353
320820 PAINT/VARNISH, ACRY/VINYL POLYM	17740	125885	25863	125883
320890 OTH PAINT BASED ON POLYAMIDES	102487	908576	78176	759136
320910 PAINT/VARNISH ACRY/VINYL POLYM	1910	27401	5106	18039
540772 OTH WOV FAB SYNTH FIL DYED 85%		7627	904	6772

Contd.

10.11 Imports by Economic Categories (Detail)

(In Thousand Rupees)

ITEMS	FEB - 2014	FROM JUL-2013	FEB - 2013	FROM JUL-2012
320990 PAINT/VARNISH,SYN POLYMER/AQS	22741	229122	16515	115580
321000 OTH PAINT & VARNISH FOR LEATHE	16433	155991	8147	112630
321100 PREPARED DRIERS.	7732	95561	2321	122781
321210 STAMPING FOILS	20973	184417	11948	138907
321290 OTH,PIGMENT DISPERSE NON AQUOS	4227	120666	7295	118578
321310 COLOURS IN SETS	3434	21135	1411	17078
321390 OTH COLOUR ARTIST/PAINTERS	157	1339	225	2348
321410 GLAZIERS/GRAFTING PUTTY,RESIN	27973	170046	13862	127322
321490 NON-REFRACTORY SURFACING PREP	46665	204751	42403	235436
321511 ROLLING COATING PRINT INK BLK	35060	231723	36203	253594
340290 OTH ORG SURFAC ACT,WASH/CLEAN	135720	965949	101230	604958
340311 PREP TEXTILE/LEATHER/OIL MATRL	39008	260696	36655	217913
340319 LUBRICAT PREP CONT PET/MIN OIL	89088	674975	93407	608217
340391 OTH,PREP TEXT/LEATHER/FURSK ML	144805	1223654	130047	1070547
340399 OTH LUBRICAT PREP OIL/GREASE	39307	290530	38865	298998
340420 ART/PREP WAXES,POLYETHEL GLYCL	5086	173205	12323	148012
340600 CANDLES,TAPERS AND THE LIKE	6616	40105	3641	33161
340700 MODELING PASTE ETC RETAIL SALE	4581	23463	1710	15626
350110 CASEIN	24109	50839	1403	29269
350220 MILK ALBUMIN,INCL WHEY PROTEIN		21550		21
350290 OTH ALBUMIN O/T EGG ALBUMIN		1295		339
350300 GELATINE&GELATIN DERIVATIVE	13746	120988	53	44461
350400 PEPTONEDERV,PROTEIN SUBSTANCE	17883	40634	4334	28680
350510 DEXTRIN,OTH MODIFIED STARCHES	42788	282687	18366	253461
350520 GLUES	5079	57512	1128	64093
350610 PROD SUITABLE USE GLUE/ADHESIV	13787	118978	9810	73107
350691 ADHESIVE/RUBBER/PLASTIC/RESIN	74256	610746	54937	506244
350699 OTH PREP GLUE/ADHESIVE	13514	80988	6891	70882
350710 RENNET AND CONCENTRATE THEREOF	39	1464	427	3005
360690 OTH FERRO CERIU/OTH PYROPHORC		545	115	438
370110 X-RAY FILM,PLATE IN FLAT UNEXP	84789	612636	61452	566871
370120 INSTANT PRINT FILM UNEXPOSED		2964		547
370130 OTH UNEXPOSED PLATE>255MM	34492	287640	27390	360961
370191 O.PL./FILM-COLOUR PHOTOGRAPHY		8317		
370199 OTH PHOTOGRAP/PLAT/FILM/UNEXPS		225		1088
370210 PHOT-FILM ROLL UNEXPOSE,X-RAY		10844		5164
370231 OTH PHOT/FILM ROLL<105MM	429	969	1200	5645
370239 OTH PHOT FILM ROLL ST/UNEXPOSE		7781		3301
370243 PHOT FILM W>610MM,L<200M	1645	46640	21	13825
370244 PHOT FILMW>105MM BUT<610MM	19374	396740	64630	413638
370252 PHOT FILM W<16MM-COLOUR		71		176
370253 PHOT FILM W-16MM-35MM,L<30MC/L				58
370254 PHOT FILM W-16MM-35MM/L<30MM		3		
370255 PHOT FILM W-16MM-35MM,L>30MC/L		1549		6926
370297 PHOT FILM ROLL W-</=35MM/L<30M		266		
370310 PHOT PAPER/BOARD/TEXT W>610MM		896		2782
370320 PHOT PAPER/BOARD/TEXT UNEX/COL	509	23494	5901	45985
370390 OTH PHOT PAPER/BOARD TEXT UNEX	15617	81785	13417	60477
370400 PHOT PLAT/FILM PAPER/BOARD EXP	5037	7065	930	6244
370590 OTH PHOT PLAT/FILM		1711	10	162
370610 CINEMAGRAPHIC FILM EXPO/DEVEL	1590	17031	3271	22843
540772 OTH WOV FAB SYNTH FIL DYED 85%		7627	904	6772

Contd.

10.11 Imports by Economic Categories (Detail)

(In Thousand Rupees)

ITEMS	FEB - 2014	FROM JUL-2013	FEB - 2013	FROM JUL-2012
370690 OTH CINEMA FILM EXPOSE DEVELOP	606	3626	240	1427
370710 SENSITISING EMULSIONS	2630	52260	4447	55136
370790 OTH CHEM PREP,PHOTOGRAPHIC USE	15509	100671	15061	113122
380110 ARTIFICIAL GRAPHITE	2415	10456	452	11519
380120 COLOIDAL/SEMI COLOIDL GRAPHITE	173	3249	286	4310
380130 CARBONEOUS PASTE ELECTRODE	3041	6057		3363
380190 OTH,PREP GRAPHITE O/T CARBON	362	4735	3107	9094
380210 ACTIVATED CARBON	21984	89552	9079	114820
380290 OTH ACT CARBON/NAT MINER PROD	13678	91638	14992	82668
380300 TALL OIL WHETHER/NOT REFINED		325		489
380400 RESIDUAL LYE FROM WOOD PULP NS	7019	80571	34104	108167
380510 GUM,WOOD,SULPHAT TURPENTIN OIL	951	1288	860	1674
380590 OTH TERPENIC OIL CONIFER WOOD	12504	44764	7534	30541
380610 ROSIN AND ROSIN ACIDS	45257	424520	80413	466101
380620 SALT OF ROSIN/RESIN ACIDS DERV		88794		57473
380630 ESTERS GUMS	22393	66221	7288	45044
380690 OTH,ROVIN,SPRIT,OIL,RUN GUMS	4288	43350	5908	36106
380700 WOOD TAR/OIL,CREOSOT,NAPHT ETC		28		40
380850 INSECTICIDE/RODENTICIDE/ETC		2679	1079	5709
380891 OTHER INSECTICIDES	510793	2747220	360361	2013362
380892 FUNGICIDES	224215	1834543	80871	919471
380893 HERBICID,ANTISPROUTING PRODUCT	224303	2441314	184414	1314987
380894 DISINFECTANTS	16584	119780	7149	122962
380899 PLANT-GROWTH REGULATORS R.O-71	14387	77537	4022	170736
380910 FINISHING AGENT AMYLACOUS SUBS	1840	3555	1712	3058
380991 OTH FINISHING AGENT ETC TX ETC	234099	1709075	143012	1435907
380992 OTH FINISHING AGENT DYE CARRIER	32479	172719	11083	108872
380993 OTH FINISHING AGENT DYE CARRIER	84513	622934	51882	461675
381010 PICKLING PREP METAL SURFACE	87294	461785	65269	367378
381090 OTH PREP FOR METAL SURFACE	8290	60236	7964	35161
381111 ANTI-KNOCK PREP OF LEAD COMP		13		
381119 OTHER,ANTI-KNOCK PREPARATIONS	1558	17562	137	21446
381121 ADD LUBRICATE,PET OIL BIT MINE	446208	3096633	473873	2996507
381129 OTH ADDITIVE LUBRICATING OIL	185283	701767	5089	631035
381190 OTH PREP ADDITIVE FOR LIQU USE	81116	1067431	92756	1027391
381210 PREPARED RUBBER ACCELERATORS	12567	72410	7811	61238
381220 COMPOUND PLASTICIZER RUB PL	17436	189143	13374	181304
381230 ANTI-OKIDISING PREPAR & COMPOU	57782	439202	67568	471031
381300 PREP/CHARG FIRE-EXTINGUISHERS	2067	30762	2263	25863
381400 ORGAN COMP SOLVENT/THINNER NES	81864	248736	7288	117245
381511 SUPORTED CATALYST WITH NI/COMP	2636	53466	23084	114690
381512 SUPORTED CATALYST WITH PR/METL	865	74458		8023
381519 OTHER,SUPPORTED CATALYSTS	17526	277741	139	714987
381600 REFRACTORY CEMENT,MORTARS,CONS	37961	276595	21195	263312
381700 MIXE ALKYL-BENZEN&MLX AL-NAPHT	646833	4601295	614245	3966116
381800 CHEM ELEMENT/COMP DOP-ELECTRON	78	22710	1367	14988
381900 HYDRALIC BRAKE FLUIDS/LIQUIDS	9074	74127	13773	78529
382000 ANTI-FREEZING PREP/DEICE FLUID	5863	77251	3755	58246
382100 PREP CULTURE MEDIA MICRO-ORGAN	3790	40762	4500	33959
382200 DIAGNOSTIC/LAB REAGENTS/PR-DIA	362896	3361676	343048	3069412
382311 STEARIC ACID	16397	140023	12693	139096
540772 OTH WOV FAB SYNTH FIL DYED 85%		7627	904	6772

Contd.

10.11 Imports by Economic Categories (Detail)

(In Thousand Rupees)

ITEMS	FEB - 2014	FROM JUL-2013	FEB - 2013	FROM JUL-2012
382312 OLEIC (OLIVE) ACID		24693	4728	24372
382313 TALL OIL FATTY ACIDS	2842	11264	226	39224
382319 OTH INDUS MONOCARBOXYLIC F.ACI	229229	2150095	140137	1319850
382370 INDUSTRIAL FATTY ALCOHOLS	7387	51996	5591	48869
382410 PREP BINDER FOUNDRY MOUL CORES	5687	62129	3103	56706
382430 NON-AGGLOMERATED METAL CARBIDE		43		248
382440 PREPARED ADDITIVES FOR CEMENT	17769	208831	27639	150679
382450 NON-REFRACTORY MORTAR CONCRETE	143	9852	1004	5793
382460 SORBITOL O/TH SUB-H-NO.2905.44	66507	306777	30195	186533
382478 CON (PFCs)/(HFCs)BUT NOT(CFCs)	1070	2475		
382479 OTH MIX CON HALOGE DER OF METH	22164	113371	15915	237819
382481 MIX CON OXIRANE(ETHYLE OXIDE)	8	94		
382490 OTH,CHEMICAL PRODUCT/PREPARA	1378741	10702707	1245133	9189761
382510 MUNICIPAL WASTE				11
382530 CLINICAL WASTE				490
382549 OTH WASTE ORGANIC SOLVANTS				134
382590 OTH RESIDUAL OF CHEM.INDUSTRY		510	10	432
382600 BIODIESESMIXTURE 70%WT-PET-OIL				1479
390110 POLYETHYLENE SP GRAVITY<0.94	2549672	17644332	1992300	14038404
390120 POLYETHYLENE SP.GRAVITY>0.94	1320605	12252067	1849971	12669113
390130 ETHYLENE-VINYL ACETATE COPLMER	202999	1344857	127444	1155716
390190 OTH POLYMER OF ETHYLENE P.FORM	180066	978744	132466	781744
390210 POLYPROPYLENE	4130613	28821234	2685684	21955138
390220 POLYISOBUTYLENE	2103	30901	6849	166942
390230 PROPYLENE COPOLYMERS	924219	7084790	686820	5683179
390290 OTHER OLEFINS IN PRIMARY FORMS	17533	161111	8531	86226
390311 POLYSTYRENE EXPANSIBLE	12012	72601	3392	74312
390319 OTHER POLYSTYRENE	45688	371871	38719	292831
390320 STYRENE-ACRYLONITRILE COPOLYMR	36762	209682	22970	155113
390330 ACRYLONITRILE-BUTADINE-STYRENE	276694	1926182	272985	1519140
390390 OTH POLYMERS OF STYRENE,P-FORM	6028	87279	26343	160977
390410 POLYVINYL CHLORIDE,UNMIX SUBST	175225	1843814	127862	1414963
390421 OTH POLYVINYL CHLORIDE,NON-PLA	9959	68340	5716	63205
390422 OTH POLYVINYL CHLORIDE PLASTIC	22425	180645	17840	164294
390430 VINYL CHLORIDE VINYL ACETATE	1518	36473	4712	33996
390440 OTH VINYL CHLORIDE COPOLYMERS	11481	69721	5682	36139
390450 VINYLIDENE CHLORIDE POLYMERS				30
390461 POLYTETRAFLUOROETHYLENE	2391	3237	24	2018
390469 OTHER, FLUORO-POLYMERS		6207	944	9103
390490 OTH POLYMERS OF VINYL CHLORIDE	1819	7843	1825	10316
390512 POLYVINYL ACETATE AQUE DISPERS	5765	34906	10768	52260
390519 OTH POLYVINYL ACETATE (PVA)	364	37243	157	21165
390521 VINYL ACETATE COPOLYMERS AQUEO	57076	301022	24711	190364
390529 OTH VINYL ACETATE COPOLYMERS	11085	89499	7449	70068
390530 POLYVINYL ALCOHOL W/N CON UNHY	232567	1615055	137575	1088563
390591 COPOLYMERS	4276	11545		23002
390599 POLYMERS OF OTHER VINYL ESTERS	21657	179535	10856	166152
390610 POLYMETHYL METHACRYLATE	18458	123726	18140	107361
390690 OTHER,ACRYLIC POLYMERS P/FORMS	367367	2621837	233221	2214340
390710 POLYACETALS	4830	92754	14251	98561
390720 OTHER POLYETHERS	1024990	6811278	726098	5036700
540772 OTH WOV FAB SYNTH FIL DYED 85%		7627	904	6772

Contd.

10.11 Imports by Economic Categories (Detail)

(In Thousand Rupees)

ITEMS	FEB - 2014	FROM JUL-2013	FEB - 2013	FROM JUL-2012
390730 EPOXIDE RESINS	62157	561068	63161	524256
390740 POLYCARBONATES	82860	489562	82734	459030
390750 ALKYD RESINS	10961	95700		131442
390760 POLYETHYLENE TEREPHTHACATE(PET)	302757	1898164	67600	426317
390770 POLY(LACTIC ACID)		9479		10961
390791 OTHER POLYESTERS, UNSATURATED	8076	31925	5826	22091
390799 OTH POLYESTERS IN PRIMARY FORMS	42386	296794	24443	272602
390810 POLYAMIDE-6,-11,-12,-6,6,-6,10	31695	139831	24767	134521
390890 OTH POLYAMIDE IN PRIMAR FORM	17329	199836	17326	190829
390910 UREA RESINS, THIOUREA RESINS	3732	39859	3254	24481
390920 MALAMINE RESINS	10712	111310	11962	93488
390930 OTHER AMINO-RESINS		3101	1068	4638
390940 PHENOLIC RESINS	31195	172983	16599	158185
390950 POLYURETHANES	228690	1664295	113058	1382460
391000 SILICONES IN PRIMARY FORMS.	226710	1829808	144150	1461303
391110 PETROL/COUMARONE,INDENE RESINS	3363	51306	7296	45071
391190 OTH,POLYSULPHIDE,SULPHONE/PLAS	9395	84696	7098	53985
391211 CELLULOSE ACETATES,NON-PLASTI		502		
391212 CELLULOSE ACETATES,PLASTICISED	74	82	600	600
391220 CELLULOSE NITRATES(INCL COLLO)	61427	450756	79751	387583
391231 CARBOXYMETHYL CELLULOSE & SALT	170497	690206	65517	552766
391239 OTHER CELLULOSE ETHERS	136857	1262412	77306	777834
391290 OTH CELLULOSE & CHEM DERIVATIV	21715	211439	29936	266111
391310 ALGINIC ACID,ITS SALTS & ESTER	191465	1088118	131771	857278
391390 OTH NATURAL POLYMERS/MODIFI	31885	196267	23102	150518
391400 ION-EXCHANGERS BASED ON POLYMR	20047	192300	7592	104238
391510 WASTE,ETC OF ETHLY/POLYM/PLAST	2579	9338	2759	42879
391520 WASTE,ETC OF STYRENE/POLY/PLAS	26567	26567		
391530 WASTEETC OF VINYL-CHLORIDE/PL	115680	592630	130386	648595
391590 WASTE,ETC PLASTIC/PARING	64163	561040	28846	363331
391610 MONOFILAMENT D>1MM RD/ST/PROFI	12308	20268		824
391620 MONOFILAMENT D>1MM-PL PO VICHL	6007	26090	4608	17392
391690 OTH MONOFIL D>1MM PLASTIC-TOH	18583	65737	9262	51506
391710 ARTIFI GUTS OF HARDEN PROTEIN		7329		88390
391721 TUBE,PIPE HOSES,RIGID,OF POLYM	4489	40029	599	67999
391722 TUBE,PIPE HOSES,POLYMER OF PRO	7065	40850	8281	65183
391723 TUBE,PIPE ETC OF POLYMER VINYL	8254	89192	40568	107375
391729 TUBE,PIPE HOSE,RIGID,OTH PLAST	524	38266	1903	22287
391731 FLEXIBLE TUBE,PIPE B-PRE27.GMP	8197	48185	3720	50037
391732 OTH,TUBE,PIPE HOSE W/OUT FITING	2163	21409	195	16626
391733 OTH TUBE,PIPE NOT REINFORCED	1947	7000	267	13680
391739 OTHER TUBES,PIPES AND HOSES,	121410	425879	24356	166161
391890 FLOOR COVERING OF OTH PLASTICS	6879	41393	4319	22528
391910 SELF ADHESIVE PLAT,ETC W<20CM	91908	615206	51285	523848
391990 OTH,SELF-ADHESIV PLATE,W>20CM	230626	1678515	187678	1396285
392010 OTH PLATES,ETC PLASNON-CELULAR	125155	959131	102093	807253
392020 OTH PLATE,ETC PLAST NOT REINFO	150207	908973	116262	871943
392030 OTH PLATE,SHEET,ETC OF PLASTIC	4113	193817	14035	175746
392043 OTH PLATE,MAT OF VINYL CHLORID	22414	204406	26903	158952
392049 OTH PLAT,ETC VINYL CHLORID FLX	83789	604219	107576	648191
392051 OTH PLATE,ETC ACRYLIC POLYMERS	859	46065	3714	80882
540772 OTH WOV FAB SYNTH FIL DYED 85%		7627	904	6772

Contd.

10.11 Imports by Economic Categories (Detail)

(In Thousand Rupees)

ITEMS	FEB - 2014	FROM JUL-2013	FEB - 2013	FROM JUL-2012
392059 OTH PLAT,ETC OTH ACRYLPOLYMER	258	7966	1363	9891
392061 POLY CARBONATE IN PLATE, ETC	1145	21943	1893	7575
392062 OTH PLATE ETC POLY(ETH TEREPH)	43128	279259	44092	647247
392063 OTH PLATE ETC UNSAT-POLYESTERS	38117	171224	14937	128876
392069 OTH PLATES ETC OF OTH POLYESTR	12603	92211	18010	158491
392071 OTH PLAT ETC PLAS OF REG CELLU		6060	896	6300
392073 OTH PLATEITC PLASTIC NON CELLU	1275	1566		157
392079 OTH PLAT ETC-PLAS OF CEL DERTV	1062	1062		
392091 OTH PLATEITC PLAS OF PO BUTRAL	991	19465	4600	20884
392092 OTH PLAT ETC-PLAS OF POLYAMIDE		15715	495	9984
392093 OTH PLAT ETC-PLAS OF AMINO-RES	467	467		
392094 OTH PLAT ETC-PLAS OF PHENORESIN	222	2252		457
392099 OTH PLAT ETC-PLAS OF OTH PLAST	66745	342507	47541	249975
392111 PLATES ETC OF PLAS POLY/STYREN	158	3953	739	7158
392112 PLAT ETC PLASTIC CEL P-VIN-CHL	40128	266833	17033	230758
392113 PLAT ETC PLA CEL OF POLIURETHA	200215	1291050	176188	1100987
392114 PLAT ETC PLA CEL OF REGERATED	2311	9468		4351
392119 FLAT SHET ETC PLA CEL OTH PLAS	30649	332724	34782	364710
392690 OTH, ARTICLES OF PLASTICS	310450	2450166	226264	2030830
400110 NATURAL RUBBER LATEX	293685	2409752	245224	1879721
400121 SMOKED SHEETS	141483	871197	49197	670901
400122 TECH SPECIFIED NATURAL RUBBER	185866	1567160	101842	1127811
400129 OTHER NATURAL RUBBER	18951	191184	2528	154799
400130 BALATA,GUTTA-PARCHA,CHICLE ETC		404		
400211 STYRENE-BUTADIENE RUBBER LATEX	171067	891996	140674	690820
400219 STYREN BUTADIEN RUBER CAREXYLA	258186	1750173	246264	1699792
400220 BUTADIENE RUBBER (BR)	58470	325268	44139	498116
400231 ISOBUTENE-ISOPRENE RUBBER(IIR)	170595	1224055	83908	1033152
400239 OTH,HALO-ISOBUTENE-ISOPRENE RU	17828	159184		101043
400241 CHLOROPRENE RUBBER LATEX (CR),				73
400249 CHLOROPRENE RUBBER O/THAN LATEX	34424	275393	20433	288009
400251 ACRYL BUTADIENE RUBBER LATEX	9521	50966	16816	41467
400259 ACRYL BUTAD RUBBER O/THAN LATEX	43489	223108	38060	193820
400270 ETHYL PROPLENE-NON-CONUGATED	18845	229813	4692	114736
400291 OTH SYNTHETIC RUBBER FACITICE	27175	142817	10921	222501
400299 OTH SYN RUBBER FACITICE D/F OIL	17370	125226	12405	96100
400300 RECLAIMED RUBBER PRIMARY FORM	31405	230354	22472	184917
400400 WASTE,PAROMGS&SCRAP O/TH H-RUB	129442	950850	89282	482666
400510 COMP WITH CARBON BLACK OR SILI	17371	113189	8441	104285
400520 SOLUTION/DISPERS O/T H-4005.10		216	128	530
400591 PLATE,SHEET STRIP UN-VUL RUBER	585	2449	589	7537
400599 OTHER COMPOUNDED RUBBER	5027	124780	13526	126531
400610 CAMEL-BACK STRIP RETR RUB TYR				100
400690 OTH FORM&ARTIC UNVULCAN RUBBER	1276	7996	328	7302
400700 UNVULCA RUBBER THREAD & CORD	12122	119814	19660	127987
400811 PLATE,SHEET ETC CELLU VULC RUB	11469	85125	1523	63683
400819 RODS&OTH FORMS OF CEL,VULC RUB	1311	8487	1509	5201
400821 PLAT,SHET N-CELU VULCANI RUBER	16737	226883	28277	273043
400829 RODS&OTH FORM OF N/CEL VUL RUB	5363	56147	1462	45104
400911 TUBE,PIPE OF RUBBER W/O.FITTING	17070	140711	13401	107900
400912 TUBE,PIPE OF RUBER WITH FITTING	2410	13968	2310	35348
540772 OTH WOV FAB SYNTH FIL DYED 85%		7627	904	6772

Contd.

10.11 Imports by Economic Categories (Detail)

(In Thousand Rupees)

ITEMS	FEB - 2014	FROM JUL-2013	FEB - 2013	FROM JUL-2012
400921 TUBE,PIPE OF RUB W/O.MEIL.FIT	3038	123788	297	11773
400922 TUBE,PIPE OF RUB WITH MEIL.FIT	748	12467	1009	12401
400931 TUBE,PIPE RUB W/O TEX.MEIL.FIT	4993	50424	988	45374
400932 TUBE,PIPE RUB W/TEX.MEIL.FIT	799	5973	26	7226
400941 TUBE,PIPE RUB W/O OTH.MEIL.FIT	4505	40754	5145	37744
401700 HARD RUBER IN ALL FORMS/ARTICL	5162	15783	467	6280
410120 W.HID&SKIN BOV.WT8-10KG.UN.SPL	9280	19224	165	23651
410150 WHOLE,HIDE/SK BOV ANI F>16 KG	41930	293142	24101	198350
410190 OTH HIDES INCL BUTT,BEND&BELITE		13664		3903
410210 RAW SKINS OF SHEEP/LAMB W/WOOL	467551	3612518	257537	1872420
410221 RAW SK SHEP/LAM W-OUT WOOL PKD	90129	267900	5	260982
410229 OTH RAW SK SHEP/LAM W/OUT WOOL	5303	39937	358	159725
410320 RAW HIDES & SKINS OF REPTILES				82
410390 OTH,HID/SK FRE SALTED,DRIED,LA	99487	495283	75651	429993
410411 HIDE/SKIN FULL GRAIN UNSPLIT	939	16369		8259
410419 OTH HIDE,SKIN WET STATE	9851	171273	1979	118135
410441 HIDE,SKIN FULL GRAIN DRY STATE		25930		14424
410449 OTHER HIDES DRY STATE(CRUST)	2214	6631		2989
410510 WET BLUE LAMB,SHEEP SKIN	136922	1187335	90039	1306690
410530 SHEEP/LAMB SKIN NO WOOL CRUST	3027	39327	5956	78749
410621 GOAT/KID SKIN WET BLUE	37147	546733	55428	282340
410622 GOAT/KID SKIN CRUST	28947	159422	23715	170160
410691 OTH WET BLUE SKINS	2600	8630		144
410711 WHOLE HIDE SKIN FULL GRAIN BOV		2469		98
410712 WHOLE HIDE/SKIN GRAIN SPLIT BV	289	13006		2302
410719 OTH WHOLE HIDE/SKIN BOV ANIMAL	34410	446927	23851	643461
410791 OTH HIDE INCL SIDES FULL GRAIN				1023
410792 OTH HIDE INCL SIDE GRAIN SPLIT		2685	627	18441
410799 OTH LEATHER FURTHER PREPARED	2866	90725	1051	73240
411200 PREPARED LEATHER SHEEP/LAMB	1299	39359	20048	59834
411310 LEATHER PREP.AFTER TANN GOAT	1441	113257	13836	60922
411330 REPTILE LEA PREPAR AFTER TANED				84
411390 OTH LEA FURTHER PREP.AFTR TANE	2778	13209	1222	18499
411420 PATENT LAMINATED METALIS LEATH	85	2587	88	9024
411510 COMP. LEATHER WITH BASIS LEATH	10766	55999	104	9895
411520 PARINGS, OTH WASTE OF LEATHER		21297		478
420600 ARTI OF GUT OF BLADER/ TENDONS		5	27	352
430110 MINK SKINS,RAW,WHOLE/W/O HD,TA		128	14	14
430130 FURSKINS OF LAMB,WHOLE				2232
430219 OTH,FURSKINS,WHOLE,W&W/OUT H&T	623	25998		20819
440110 FUEL WOOD,IN LOGS,BILLETYS ETC		52		
440122 WOOD IN CHIPS OR PART NON-CON		620		
440310 WOOD TRET WITH PAINT,STAIN ETC		47327	7317	73011
440320 OTH,CONIFEROUS SPECIES ROUGH	16168	64951	808	8633
440349 OTH,WOOD,NON-CONF SPECIES ROUG	39931	266139	26092	232084
440391 OTH WOOD OAK LOGS NON-CONFIFER		258		576
440399 WOOD OF OTHER NON-CONF SPECIES	26678	308493	29745	471881
440410 CONIFEROUS	4150	34475	150	30208
440420 NON-CONIFEROUS		229	413	1840
440799 OTH WOOD NON-CONF.SPECIES	116828	860190	78677	693904
440810 CONIFEROUS SHEET FOR VENEERING	17135	58175	6110	17719
540772 OTH WOV FAB SYNTH FIL DYED 85%		7627	904	6772

Contd.

10.11 Imports by Economic Categories (Detail)

(In Thousand Rupees)

ITEMS	FEB - 2014	FROM JUL-2013	FEB - 2013	FROM JUL-2012
440831 VENEER/DARK RED MERANTI SHEETS				1418
440839 OTH VENEER SHEET/TROPICAL WOOD	5309	34115	551	52223
440929 OTHER NON-CONIFEROUS WOOD		2693	966	8721
441011 PARTICLE BOARD OF WOOD	3468	86994	1390	192965
441012 ORIENTED STRAND BOARD UN-WORKED		4554		4993
441019 OTH P-BOARD OF LIGNIBOUS MATERI	27	27		772
441090 OTH P-BOARD NOT AGGLOM W-RESIN	469	793		2001
441112 MEDIUM DENSITY BOARD (MDF)	85303	717718	92429	801443
441113 (MDF)THICKNESS 5MM TO 9MM	26887	161200	7316	113941
441114 (MDF)THICKNESS EXCEEDING - 9MM	82603	741396	57600	450939
441192 OTH (MDF)DENSITY EXC 0.8 g/cm3		168		7113
441193 OTH (MDF)DENSITY 0.5-0.8g/cm3	105522	833344	101711	698328
441194 OTH (MDF)DENSITY NOT> 0.5g/cm3	1006	7560	926	5784
441210 P-WOOD,VENEER PANELS OF BAMBOO	164	201		780
441231 OTH P-WOOD OF WOOD SHEET -6MM		4080	1121	3291
441232 OT P-W OUTER PLY NON-CONIFE-WD	17858	121367	17311	103249
441239 OTH PW CONSIST OF WD SHEET-6MM	8103	31830	8500	83829
441294 OTH BLOCKBOARD,LAMINATED&BATEN	580	3159		5542
441299 OTH PW CONSIST OF WOOD SHEET	1371	14111	1005	43210
441400 WOODEN FRAMES FOR PAINTINGS	1255	9064	2309	14223
441510 CASES,BOXES,CRATES,SIM/PACKING	844	2794	216	2145
441520 BOX PALLETS& OTHER LOAD BOARD		38	182	4608
442190 OTHER,ARTICLES OF WOOD	25024	72560	4626	77515
450110 NATURAL CORK,RAW/SIMPLY PREPAR		1116		3827
450190 WASTE CORK,CRUSHED,GRANULATED		6442	399	5061
450310 CORKS AND STOPPERS		5		50
450390 OTHER ARTICLE OF NATURAL CORK		43		17
450410 BLOCK PLATE SHEET,STRIP CORK	975	13932	1811	11754
460290 OTH BASKET/WICKERWORK/LOOFAH	310	1764	389	1389
470100 MECHANICAL WOOD PULP	28537	372034	27834	298965
470200 CHEM WOODPULP,DISSOLVING GRADE	11988	93655	1705	20017
470311 CHEM WOODPULP UNBLECHED CONIFE	99780	527467	31400	185680
470319 CHEM WOODPULP UNBLE NON CONIFE	1953	11695		
470321 CHEM WOODPULPSEMI-BLEACH/BLEACH	281507	2729280	231966	1919709
470329 OTH CHEMWOODPULP BLE/SEMI-BLEH	301925	1951226	191393	1421158
470421 CHEM WOODPULP,S-BLE/BLE CONIFE		7970		5489
470429 CHE W-PULP,S-BLE/BLE NON-CONIF	56094	224336	20653	160650
470500 SEMI-CHEMICAL WOOD PULP	110002	656738	10	371634
470620 PULP OF FIBRES DERI FROM W-SCR		18763		31421
470692 PULP OTHER CELL MATERIAL CHEM				336
470693 PULP OBTAIN.COMBIN OF CHE/MECH				
470710 UN-BLEACHED KRAFT PAPER	8060	219580	11421	47340
470720 RECOVERED PAPER/PAPER BOARD BL		4630		16076
470730 PAPER/PAPERBOARD MACHINE PULP		4596	1596	35024
470790 WASTE & SCRAP OF OTHER PAPER	139842	1671817	153267	1319647
480100 NEWSPRINT,IN ROLLS OR SHEETS	381579	3548776	250734	3186027
480210 HAND-MADE PAPER & PAPERBOARD	45	1244	239	1293
480220 PAPER/P-BOARD PHOTO-SENSITIVE	117	508	177	8740
480240 WALL PAPER BASE				181
480254 OTH PAPER & PAPERBOARD<40G/SQM	4797	52807	6330	41873
480255 OTH PAPER&PAPERBOARD>40-G/SQM	255613	1791599	154068	1104916
540772 OTH WOV FAB SYNTH FIL DYED 85%		7627	904	6772

Contd.

10.11 Imports by Economic Categories (Detail)

(In Thousand Rupees)

ITEMS	FEB - 2014	FROM JUL-2013	FEB - 2013	FROM JUL-2012
480256 OTH PAPER&PAPERBOARD IN SHEETS	17894	17909		6710
480257 OTH PAPER WT 40-150 G/M2	30667	275421	8961	170064
480258 PAPER & BOARD WT>150G/M2	23294	206999	21804	284965
480261 OTH PAPER&PAPERBOARD IN ROLLS	676	4299	2755	14194
480262 OTH PAPER&PAPER BOARD IN SHEET	176887	1602405	197187	1455852
480269 OTH U-C CARBONISING BASE PAPER	736	11025	75	12467
480300 TOILET FACIAC TISSUE/TOWEL ETC	20578	149317	32552	129151
480411 KRAFTINER UN COATED UN-BLEACH	69253	724869	76482	568986
480419 OTH KRAFTLINER UNCOAT ROL/SHET	34766	369007	30857	295413
480421 SACK KRAFT PAPER,UNBLEACHED	354289	2398988	400095	2609946
480429 OTH SACK KRAFT PAP UN-COT RISH		36845		5279
480431 OTH KRAFT P/BORD WT150G/SQMUNB	30607	233215	11896	233266
480439 OTH UNC K-P/BORD WT150G/SQMUB	64039	236366	37368	147390
480441 OTH KR.P/BORD W>150G<2259-UNEL		691		
480442 OTH KRAFT 150-225G BLECH	3208	7483	15754	22217
480449 OTH KRAFT PAPER IN ROCC/SEETS	2243	15566		27116
480451 OTH KRAFT PAPER 225G ON BLEACH		3372		9467
480459 OTH KRAFT PAPER IN ROLL 225G	2	7501		56226
480511 SEMI-CHEMICAL FLOUTING PAPER	5556	79550	24438	87311
480512 STRAW FLUTING PAPER		2250		
480519 OTHER FLUTING PAPER	3447	159085		245939
480524 TESTLINER ED WT150G/M2 OR LESS	5758	78940	13015	55271
480525 TESTLINER BOARD WT>150 G/M2	17399	153339	7068	69721
480530 WRAPPING PAPER,UNCOAT	26420	237010	37554	212126
480540 FILTER PAPER/PAPERBOARD,UNCOAT	1266	18744	1472	12361
480550 FELT PAPER/PAPERBOARD,UNCOATED	4093	5263		2964
480591 OTH P&P/ BOARD<150G UNCOATED	28829	202061	9271	113199
480592 OTH P&P/BOARD 150-225G UNCOAT		71511	3219	84650
480593 OTH P & P BOARD<225G UNCOATED	12232	111358	10868	106143
480610 VEGETABLE PARCHMENT PAPER	3597	6721	797	8063
480620 GREASEPROOF PAPERS	2139	12650	2310	11157
480630 TRACING PAPERS		16996	1244	20187
480640 CLASSINE/GLAZED TRANSPA PAPER	4244	44223	2544	28463
480700 COMPOSITE P/BOARD STICKING FLA	4125	32963		1404
480810 CORRUGATED P&P/BOARD PERFORATED		950	60	1758
480840 SACK KRAFT PAPER CREPED/EMBOSD		1844	28	1903
480890 OTH PAPER,CREPED/EMBOSSD/PERF	5313	26795	5813	22726
480920 SELF COPY PAPER	69771	245522	24279	179543
480990 OTH COPYING / TRANSFER PAPERS	2094	21869	1020	6534
481013 P&P/BOARD FOR WRITING/PRINTING	100926	1239685	109742	1462573
481014 P&P/B IN SHEET 1-SIDE<435/297M				15
481019 OTH PAPER&PAPERBOARD IN SHEET	35480	746051	151167	1143578
481022 LIGHT WEIGHT COATED PAPER	182	5846		53302
481029 OTH LIGHT WEIGHT COATED PAPER	162848	495855	522	28064
481031 KRAFT PAPER&BOARD WT 150G/M2				559
481032 KRAFT PAPER&P/BOARD WT>150G/M2	4286	32062	11637	42780
481039 OTH KRAFT PAPER&P/BOARD BLEACH	975	10629	4917	41342
481092 OTH PAPER&P/BOARD MULTIT-PLY	703503	4533898	638017	3790151
481099 OTH PAPER&P/BOARD COATED	26524	165751	16400	138765
481110 P&P/BOARD,TARRED,BITUMINISED	110	3499	19	499
481141 GUMMED ADHESIVE PAPER & BOARD	105660	1211471	123138	609472
540772 OTH WOV FAB SYNTH FIL DYED 85%		7627	904	6772

Contd.

10.11 Imports by Economic Categories (Detail)

(In Thousand Rupees)

ITEMS	FEB - 2014	FROM JUL-2013	FEB - 2013	FROM JUL-2012
481149 OTH GUMMED/ADHESIVE P&P/BOARD	10578	111651	7029	96979
481151 PAPER&PAPER BOARD PLASTIC COAT		75		
481159 OTH P&P/BOARD PLASTIC COAT.	309416	2013469	194808	1357494
481160 P&P/BOARD COATED WAX COVERED.	68019	465644	46052	361006
481190 OTH P&P/B CELLULOSE WADDING	136154	950943	114582	631904
481320 CIGREITE PAPER IN ROLL WITH SCM	82303	504634	113924	475611
481390 OTH CIGARET PAPER,BOOKLET/TUBE	96452	374314	71472	337575
481420 WALL PAPER COVERD WITH GRANITE	6469	40878	5634	35220
491199 OTHER, PRINTED MATTER	36679	286778	26192	243409
500200 RAW SILK (NOT THROWN)	12961	48683	9848	78309
500300 SILK WASTE, YARN WASTE&G-STOCK		1490		8920
500400 SILK YARN,NOT RETAIL SALE	72309	290756	32245	332079
500500 YARN SPUN FROM SILK,WASTE NRS	27812	355330	51154	456441
500790 OTHER SILK FABRICS	129641	600360	56597	656902
510111 SHON WOOL GREASY	10608	10608	625	7640
510119 OTHER GREASY FLEECE WSHED WOOL	6600	213106	14238	176026
510121 SHORN WOOL, DEGREASED		8608		
510129 OTHER DEGREASED WOOL NOT CORBO		5060		18268
510130 CARBONISED WOOL		102456		71379
510219 OTH FINE ANIMAL HAIR KASHMIR	663	663		
510400 GARNETTED STOCK OF WOOL/A-HAIR				386
510510 CARDED WOOL	1037	1037		110
510521 COMBED WOOL IN FRAGMENTS		2481		2031
510529 OTHER WOOLTOPS&COMBED WOOL		24107		14748
510531 FINE ANIMAL HAIR,CARDED/COMBED		22843	657	4483
510610 YARN OF CARDED WOOL 85% WT WOL	64818	192691	43881	209793
510620 YARN OF CARDED WOOL<85% W WOL	9807	97585	9958	101806
510710 YARN OF COMBED WOOL-WOOL= />85%		3829		13678
510720 YARN OF COMBED WOOL-WEIGHT<85%		4258	4705	20712
510990 OTH YARN OF WOOL / ANIMAL HAIR			18	2282
511300 WOV. FAB. COARSE ANIMAL HAIR.		1351		957
520100 COTTON, NOT CARDED OR COMBED.	10248040	41618712	11640091	53558523
520210 YARN WASTE(INCL.THREAD WASTE)	1787	12870	4107	20322
520291 GARNETTED STOCK				33
520299 OTHER COTTON WASTE	9023	72876	930	17868
520300 COTTON, CARDED OR COMBED.		4702	16	2312
520411 COTTON SEWING THREAD 85%/MORE		1302		
520419 OTH COTTON SEWING THREAD 85%>	34	4793	25	6481
520420 COTTON SEWING THREAD,REITL SALE	933	4643		4019
520511 SIN.COT.YAR.U.COM.FIB.D-714.29	36354	636241	262348	606153
520512 S-COT.YARN UCF.D-232.56-714.29	337677	1113931	136309	355902
520513 S-COT.YARN UCF.D-192.31-232.56	111448	356794	55054	117626
520514 S-C. YARN UCF D-125.00-193.31.		4905	10875	32316
520515 S/C YARN UCF.D< 125.00-193.31.	32753	113519		26058
520521 S/C YARN COM.FIB D-714.29/MORE	8007	16744	31436	80736
520522 S/C YARN LF.DX.232.56-714.29	77724	715178	91468	365919
520523 S/C.YARN LF.DX.192.31-232.56	13684	392473	80404	214293
520524 S/C YARN COM.FIB.125-192.31-DX	97126	390828	34355	54481
520526 S/C YARN LF. DX. 106.30-125.	35512	152565	29065	64768
520527 S/C YARN COM.FIB.106-36-125-DX	387278	2047140	352992	1037898
520528 S/C YARN COMBED FIB.< 83.33-DX	262117	2189789	235740	837811
540772 OTH WOV FAB SYNTH FIL DYED 85%		7627	904	6772

Contd.

10.11 Imports by Economic Categories (Detail)

(In Thousand Rupees)

ITEMS	FEB - 2014	FROM JUL-2013	FEB - 2013	FROM JUL-2012
520531 MUL/CAB.C/Y.ULF.>714.29DECITEX	81741	1128790	165649	309011
520532 MUL/CAB C/Y ULF.232.56-714.29D	17429	39968		4192
520534 MUL/CAB.C/Y ULF.125-192.31 DX.	34606	53736		
520535 MUL/CAB.C/Y UN.COM.FIB<125.DX.	173615	995682	188444	674188
520542 MUL/CAB.C/Y CF.232.56-714.29DX	669	22568	9	31746
520544 MUL/CAB.C/Y C.FIB-125-192.31DX		11756	4570	4570
520547 MUL/CAB C.Y CF.83.33-106-38 DX		24802	27	10575
520548 MUL/CAB.C/Y COM.FIB.< 83.33.DX		43178	18374	97609
520611 S/C YARN UN COM. FIB>714.29 DX	6764	51733	4962	50707
520612 S/C YARN UN.COM. FIB.<71429.DX	11457	15557	3578	3578
520613 S/C.YARN UN.COM.FIB.<832.56DX.		2702		
520614 S/C YARN UN.COM.FIB.<192.31DX		3044		
520615 S/C YARN UN.COM. FIB.<125DX.		975		
520621 S/C YARN COMBED FIBRE 714-29DX		30		
520622 S/C YARN COMBED FIB.<714.29DX		7085		9092
520623 S/C YARN COMBED FIB.<232.56DX	7156	16522		756
520632 MUL/CAB C/Y UCF<D714.29,232.56				125
520634 MUL/CAB C/Y UCF <192.31,125DX		252		1999
520635 MUL/CAB C/Y UN-COM F/B-125DX		16163		
520642 MUL/CAB C/Y CF<714.29,232.56D		96		
520645 MUL/CAB C/Y COM FIB-125DX				208
520710 C/Y CON>85 % WT OF COT PER-SAL	58	95	21	1600
521225 OTH W-FAB COT PRINTED>200G/SQM	139	1588	383	1269
530110 FLAX, RAW OR RETTED	2932	16089		
530121 FLAX,BROKEN OR SCUTCHED N-SPUN	6566	18286		3924
530129 OTH, FLAX,HACKLED NOT SPUN	5518	8977		10806
530130 FLAX TOW AND WASTE INCLY-WASTE				15
530290 OTH,TRUE,HEMP RAW,PROSS N-SPUN				16
530310 JUTE/OTH TEXT BAST FIB RAW/RET	300523	2996832	514425	3147957
530390 OTH, WASTE OF JUTE&TEXTILE FIB	5190	30148	9463	60565
530500 COCONUT,ABACA RAMIE,RAW/PROCE	31641	294906	52019	189294
530610 SINGLE FLAX YARN	7774	73638		14909
530620 MULTIPLE OR CABLED YARN	258	1173		390
530710 SINGLE,YARN OF JUTE OR OTH FIB	12000	69087	19668	86441
530720 MULTIPLE OR CABLED YARN(RAMIE)		20004	2690	18663
530810 COIR YARN	3813	27832	2965	28041
531100 WOV FAB OF OTH VEG TEX FIB		1260	327	3602
540110 SEWING THREAD SYTHA FILAMENT	45915	624744	98077	612719
540120 SEWING THREAD ARTIFICIAL FILAM	173750	1299541	138491	823149
540211 HIGH TENACITY YARN OF ARAMIDS	1414	6286		9832
540219 OTH HIGH TENACITY NYLON YARN	1212	8749		20369
540220 HIGH TEN YARN OF POLYESTERS	5801	15264	314	12484
540231 FILAMENTS YARN NYLON POLY 50	137899	893350	59704	737758
540232 FILAMENTS YARN NYLON/OTH POLY	13005	167295	59746	131366
540233 FILAMENTS YARN OF POLYESTERS	2039176	14644298	1199533	10631117
540234 TEXTURED YARN OF POLYPROPYLENE	11142	55315	7338	51536
540239 OTH, SYNTHETIC FILAMENTS YARN	71004	234420	33385	230627
540244 OTH YARN SINGLE UN-IWIST/TWIST	364732	3215744	330901	3070127
540245 ELASTOMERIC YARN OF NYLON	30882	453897	55448	559814
540246 ELASTOMERIC YAR,POLY-PARTIALLY	5340	29790		27904
540247 ELASTOMERIC YARN OF POLYESTERS	526798	3420892	293966	3438221
540772 OTH WOV FAB SYNTH FIL DYED 85%		7627	904	6772

Contd.

10.11 Imports by Economic Categories (Detail)

(In Thousand Rupees)

ITEMS	FEB - 2014	FROM JUL-2013	FEB - 2013	FROM JUL-2012
540248 O-ELASTOMERIC OF SPANDEX/LYCRA	6055	26580	3888	21260
540249 OTH, YARN, SINGLE, 50 TURNS/MTR	47244	313852	3345	135588
540251 OTH S/Y TWLST>50/M NYLON, POLYA	6977	23080	5577	52060
540252 OTH S/Y TWS>50/M OF POLYESTER	35730	357921	41900	248606
540259 OTH S/Y TWS>50M OF OTH POLYEST	5468	81604	1751	95109
540261 OTH Y-MULTIPLE/CAB NYLON/POLYM	56656	348853	14202	265712
540262 OTH Y-MULTI/CAB OF POLYESTER	89935	508758	35534	401683
540269 OTH Y-MULTI/CAB NOT RETAIL SAL	3329	14601	382	16574
540310 HIGH TENACITY YARN OF VISCOE		1		1770
540331 OTH Y/S UN-TWST VISCOSE RAYON	738953	6236577	556542	4933249
540332 OTH Y/S VIS RAY >120TURNS/MTRS	254898	1926786	270414	2427982
540333 OTH YARN, SINGLE CELLULOSE ACET		9670		20722
540339 OTH ARTIF FILAMENT YARN SINGL	66542	296983	31560	340412
540341 OTHER YARN OF VISCOSE RAYON		110036		103031
540349 OTH ARTI FILAMENT YRN VIS RAYO		1440		
540411 ELASTOMERIC SYN-MONOFILAMENT	1394	2941		
540412 OTH MONOFILAMENT OF POLYPROPYL		13167	2125	16888
540419 OTH SYN MONOFILAMENT OF 67-DEX	4889	68634	6028	63124
540490 OTH SYNTH YARN & SYNTH TEX MAT	6425	130538	10919	68936
540834 OTH WOV FAB ART. FIL YARN PRINT		8		1
550110 SYN FIL TOW NYLON/OOPOLYAMIDES		169		862
550120 SYN FILAMENT TOW OF POLYESTERS	8614	63561	23965	54049
550130 ACRYLIC OR MODACRYLIC	328197	2086347	383035	1773762
550140 SYN FILAMENT TOW-POLYPROPYLENE				1071
550190 SYNTHETIC FILAMENT TOW, N.S.	6508	44618	7582	24880
550200 ARTIFICIAL FILAMENT TOW	573988	3492122	380067	2401824
550311 SYN STAPL FIB OF NY OF ARAMIDS		12291	308	2552
550319 OTH SYN STAPL FIB NOT CARD/COM	33191	86261	10231	58540
550320 SYN STA FIB POLYESTER N-CRD/CD	1515835	9566393	831406	8561928
550330 SYN STA FIB ACRYLIC N-CRD/COMD	287048	2274878	169088	2209409
550340 SYN STAPL FIB POLYPROPYLENE N-C/C				367
550390 SYN STAPLE FIB NOT CARDED/COMB		26361	18616	80892
550410 ART-STA FIB VIS RAYON N-CRD/CO	1081458	8827008	1091863	8584812
550490 OTH ART STAPLE FIB NOT CARDED	157964	2706385	236920	976771
550510 WASTE SYNTHETIC FIBRES		4460	859	5938
550520 WASTE ARTIFICIAL FIBRES				1099
550610 SYN STA FIB CRD, COM SPIN NYLON			3264	3953
550620 SYN STA FIB CRD, COM SPN POLYES	47638	255974	20972	149843
550630 ACRYLIC FIBRES CARDED/COMBED	8699	17504	13391	98704
550690 SYNTHETI FIB CARDED/COMBED NS		58	221	3219
550700 ARTIFI STAPLE FIB CARDED/COM		1051		1181
550810 SEWING THREAD SYN STAPLE FIBRE	15004	87444	16408	64413
550820 SEWING THREAD ART STAPLE FIBRE	5972	74894		771
550911 S/Y STA FIB 86% WT NYLON	17167	368343	28613	186607
550912 MULTI CAB YRN SYN FIB NYL 85%W		127109	40342	300742
550921 S/Y SYN STA FIB 85% WT POLYSTIR	444917	3613953	295614	3092168
550922 MULTI STA FIB 85% W POLYESTER	35401	467895	28046	376332
550931 SINGLE YARN 85% OR MORE ACRYLIC	24592	121760	30710	162557
550932 MUL/CAB YARN 85% ACRYLIC FIB	50541	265688	99973	314710
550941 SINGLE YARN 85% WT SYN STA FIB	20500	67938		2744
550942 MUL/CAB YARN SYN STA FIB 85%WT		1476		775
540772 OTH WOV FAB SYNTH FIL DYED 85%		7627	904	6772

Contd.

10.11 Imports by Economic Categories (Detail)

(In Thousand Rupees)

ITEMS	FEB - 2014	FROM JUL-2013	FEB - 2013	FROM JUL-2012
550951 O/YRN POLYES STA FIB MIX ARTIF	133965	1188913	117910	808046
550952 O/YRN MX WITH WOOL/FINE A-HAIR		1166		743
550953 OTH YRN OF POLYESTER MIX COTIN	172	16075	4994	7674
550959 OTH YRN OF POLY STAPLE FIBRE	27327	286950	26249	217030
550961 O/YRN OF ACRYLIC S-FIB MX WOOL		49823		
550969 YARN ACRYLIC FIB NOT FOR R-SAL	110184	467198	37593	254873
550999 OTH YARN SYN FIB NOT FOR R-SAL	5022	64984	15078	94355
551011 S/YRN ART STA FIB<85% STAPLE-F	100371	638634	60978	254326
551012 MUL/CAB YARN ART STA FIB>85%W	1640	26878	4672	49819
551020 O/YRN ART STA FIB MX WOL/F-HAI				2652
551090 O/YRN ATT STA FIB<85%ART ATA-F	5515	51910	16687	32768
551110 YARN 85%MORE OF SYN STAP FIBRE				484
551120 YARN<85% BY WT SYN STAP FIBRE		1649		
560290 OTH FELT'S,NOT IMPREGNATE,COAT	9950	74506	7743	51645
560311 N-WOVNS, M-MADE FILA>25G/SQM	81747	434286	84533	291321
560312 N-WOV,M-MAD FIL>25G/SQM>70GSQM	106522	513002	35276	333654
560313 N-WOVNS,M-MAD FIL>70G/SQM>150G	48961	284775	13314	103679
560314 N-WOV,M-MAD FLAME WT>150G/SQM	18895	129580	5447	96074
560391 OTH NONWOVENS, WT>25 G/SQM	2803	4141		900
560392 OTH N-WOV,WT>25G/SQM>70 G/SQM	12430	46615	4641	41056
560393 OTH,NCN WOVEN>70G/SQM>150G/SQM	5206	28957	1271	23405
560394 OTH,N-WOVEN WEIGHING>150G/SQM	197756	1041672	60728	903548
560410 RUBBER THREA AND CORD,TEX COVE	3578	47887	7645	44001
560490 OTHER,TEXTILE COVERED MATERIAL	7232	68637	4750	47803
581099 OTH TEXTILE MATERIAL.	5701	64552	25238	51899
581100 QUILTED TEXTILE PRODUCT PIECE.	2961	50728	9584	39129
590110 TEX FAB.GUM COATED/AMYLAC,SUBS	7637	41401	977	30361
590290 OTH,TYRE CORD FAB YARN VIS-RYN				2224
590310 TEX.FAB.IMP,COV/LMID PICAL.	115718	798011	111478	864893
590320 TEX.FAB IMP,COATED,POLYURETHAN	114619	789174	42678	546096
590490 OTH FLOOR COVERINGS, LINOLEUM			55	1327
590500 TEXTILE WALL COVERINGS.		79	5	217
590610 ADHESIVE TAPE < 20 CM	1176	9734	3084	8582
590691 RUBBERISED TEX FAB,KNIT/CROCH		6821	428	2647
590699 OTHER,RUBBERISED TEX FAB,N.S	26848	194804	7051	95910
590700 TEXTILE FABRICS O/W IMPG/COATD	38264	258937	17876	278193
630800 SETS OF WOVEN FABRICS AND YARN		70		111
630900 WORN CLOTHING&OTH WORN ARTICLE	1162647	11889071	980303	9481352
631010 USED&NEW RAGS,SCRAP,TWINE,ETC	1766	4274	449	7428
640590 OTHER FOOTWEAR	11781	92853	6270	61060
640610 OTH PARTS OF FOOTWEAR N.S.	220	19281	186	4263
640620 OUTER SOLE/HEEL OF RUB/PLASTIC	25418	115527	2572	45460
640690 PARTS OF FOOTWEAR/OTH MATERIAL	9506	70749	2766	35321
650100 HAT-FORM/BODY,HOODS OF FELT		23		4
700800 MUL-WALLED INSULATE UNIT GLASS	9517	28981	385	17352
700910 REAR VIEW MIRRORS FOR VEHICLES	4181	27733	3884	38870
700991 UNFRAMED GLASS MIRRORS	81005	453647	68753	440279
701399 O-GLASSWARE INDOOR DECORATION	123638	1025258	79644	741167
701890 OTH GLASS ART O/T IMI-JEWELERY	1330	33247	313	25548
701911 SILVER/ROVINGYARN C/STAND=50MM		1078	340	2400
701912 ROVINGS	9028	43519	6400	42997
540772 OTH WOV FAB SYNTH FIL DYED 85%		7627	904	6772

Contd.

10.11 Imports by Economic Categories (Detail)

(In Thousand Rupees)

ITEMS	FEB - 2014	FROM JUL-2013	FEB - 2013	FROM JUL-2012
702000 OTH ARTICLES OF GLASS	4791	82524	2492	26632
710110 NATURAL PEARLS				228
710121 CULTURED PEARLS UNWORKED		99		
710229 OTH IND DIAMONDS O/WISE WORKED			169	169
710239 OTH NON-IND DIAMOND WORK,N-MOU		80		
710310 UN-WORKED/SIMPLY SAWN PRE-STON	80	3101	50	15120
710399 OTH SEMI/PRE STONES WORKED N.S		4980		9510
710590 OTH DUST/POWDER NAT SYN PRE ST		279		
710610 SILVER POWDER		6		10540
710691 SILVER UNWROUGHT		615119		12763
710692 SEMI-MANUFACTURED SILVER	1820	67379	29942	140349
711011 PLATINIUM UNWROUGHT/POWDER FORM				334
711019 OTH PLATINIUM OTH SEM MFG FORM		17		3627
711029 OTH PALLIDIUM OTH SEM MFG FORM				2885
711031 RHODIUM UNWROUGHT POWDER				1736
711049 OTH MET-PLAT GRUD/ALLOY S-MED F		13		
730890 OTH STRUCTURE OF IRON OR STEEL	140480	2476582	266717	3421156
730900 RESERVOIRS,TANKS,VATS SIMICONT	989	124913	7381	30086
731010 TANKS,CASKS,DRUMS,CANS,BOX>50	4093	44006	1894	24066
731021 CAN,CLOSED BY SOLD/CIMP CAP<50	3535	85644	12585	100229
731029 OTH TANK,CASK,DRUM,BOX CAP<50	43023	405389	31820	288937
761090 ALUM STRUCTURE & PARTS N.E.S.	22497	79787	17263	122264
761100 ALUM RESERVOIRS,TANKS VATS ETC		213	550	1156
761210 COLLAPSIBLE TUBULAR CONTA ALUM		20521	1547	17350
761290 OTH CASKS,DRUM,CAN,BOXES ALUMI	176345	1165507	57451	525273
890800 VESSELS&F-STRU FOR BREAKING UP	927354	58186879		38879213
900110 OPTICAL FIB,OPTI FIB BUNDLES	12069	187420	9490	88307
900130 CONTACT LENSES.	1117	9271	1810	18839
900140 SPECTACLE LENSES OF GLASS.	2028	23969	720	13385
900150 SPECTACLE LENSES OTH MATERIAL	322	3892	575	6498
900190 OTH LENSES, PRISMS, MIRRORS	158	3387	1243	3950
900211 OBJECTIVE LENSE CAMRA/PROJECTOR	1421	4242	282	9389
900219 OTHER OBJECTIVE LENSES.	531	1969	103	3522
900220 FILTERS FOR OBJECTIVE LENSES		124	105	1289
900290 OTH,MOUNTED OPTICAL ELEMENTS	742	7886	3715	6742
900311 FRAMS,MOUNTINGS OF PLASTICS	684	1919	129	4305
900319 FRAM,MOUNTING OF OTH MATERIAL	3579	15976	817	23275
900390 PART FOR FRAMES&MOUNT SPCATLE		244		569
900410 SPECTACLES,GOGGLES SUNGLASSES	9746	161838	29075	159566
900590 PARTS/ACCESSORIE OF BINOCULARS		507	55	924
900630 CAMERA USED IN UNDERWATE SURVY		82		7374
900640 INSTANT PRINT CAMERAS		2830		
900653 OTH CAMERA ROLL FILM OF35MM		346		349
900659 OTH CAMERA PHOTOGRAPHIC		300	742	1997
900661 DISCHARGE LAM FLASHLIGHT APPAR		93		636
900669 OTH PH-GRAPHIC FLASHLIGHT APPA	18	1889		233
900691 PARTS,ACCE PHOTOGRAPHIC CAMERA	8	1963	249	6316
B. CAPITAL GOODS TOTAL	23455109	191525430	20454459*	194518115
250100 SALT/PURE SODIUM CHLORIDE	1053	18978	2075	18521
250200 UNROASTED IRON PYRITES				4
250300 SULPHUR OF ALL KINDS	42897	756180	85955	740535
250410 NATURAL GRAPHITE OF ALL KINDS	7765	62991	6112	64362
250490 OTHER,NATURAL GRAPHITE		246		615
250510 SILICA SANDS AND QUARIZ SANDS	567	11243	1641	4437
250590 OTHER NATURAL SANDS	369	8932	646	4230
540772 OTH WOV FAB SYNTH FIL DYED 85%		7627	904	6772

Contd.

10.11 Imports by Economic Categories (Detail)

(In Thousand Rupees)

ITEMS	FEB - 2014	FROM JUL-2013	FEB - 2013	FROM JUL-2012
250610 QUARTZ (O/T NATURAL SANDS)	5644	5858		335
250620 QUARTZITE ROUGHLY TRIMMED		3029		1924
250700 KAOLIN & OTH KAOLIN CLAYS	62855	518200	35993	316881
250810 BENTONITE	1676	42835	4309	92033
250830 FIRE-CLAY		1974		1745
250840 OTHER CLAYS	4467	32923	6323	35168
250860 MULLITE				30
250900 CHALK	6438	75289	4750	102906
251110 NATURAL BARIUM SULPHATE	311	175882	13279	106139
251200 SILICEOUS FOSSIL MEALS	2440	19349	2013	13104
251310 PUMIC STONE W/NOT HEAT TREATED	4419	30718	4525	23623
251320 EMERY,NATURAL CORUNDUM,GARNET	7042	38826	11288	41728
251511 MARBLE/TRAVERTINE,CRUDE ROUGH	41903	139525	183	16070
251512 MARBLE,TRAVERTINE,MERELY CUT	854	7732		6086
251611 GRANITE,CRUDE/ROUGHLY TRIMMED		7576	2401	7906
251612 GRANITE,MERELY CUT,BY SAWING		668		413
251620 SANDSTONE,CRUDE/ROUGHLY TRIMED		3213		
251690 OTH MONUMENTAL BUILDING STONE		2311		462
251710 PEBBLES,GRAVEL/CRUSH STONE ETC		427	13	13
251741 GRANULES,CHIP & POWDER,MARBLE		4894		
251749 OTH GRANULE,CHIPPING & POWDER		128		
251810 DOLOMITE, NOT CALCINED		1260	621	1631
251830 DOLOMITE RAMMING MAX		1658		12200
251990 OTH FUSED MAGNESIA,DEAD BURNED	338	68280	7343	65739
252010 GYPSUM; ANHYDRITE	3696	28370	3543	21082
252020 PLASTERS OF CALCINED GYPSUM		3367		1888
252210 QUICKLIME		165	85	221
252220 SLAKED LIME		2639		1820
252230 HYDRAULIC LIME		50		1137
252310 CEMENT CLINKERS		1027		
252321 WHITE PORTLAND CEMENT	21	1534		3631
252329 OTHER PORTLAND CEMENT	152052	317919	10587	124788
252330 ALUMINOUS CEMENT(CEMENT FONDU)		14170		10597
252390 OTHER HYDRAULIC CEMENTS	36472	331387	28191	220439
252410 ASBESTOS CROCIDOLITE				3085
252490 OTHER ASBESTOS		167875	1147	233199
252520 MICA POWDER	387	3812		3721
252610 NATURAL STEATITE,NOT CRUSHED	142770	2126011	2975	172552
252620 NATURAL STEATITE,CRUSH/POWDER	2790	14693	6845	23126
252800 NATURAL BORATES & CONCENTRATES			8684	8684
252910 FELDSPAR		169		
252922 FLUORSPAR>97% CALCIUM FLORIDE	52	284		633
252930 LEUCITE;NEPHELINE,NEPH SYENITE				1044
253010 VERMICULITE,PERLITE CHLORITES		1754	141	494
253020 KIBSERIT,EPSOMITE(NAT MAG SULP				731
253090 OTHER,MINERAL SUBSTANCES	7542	264673	31341	252477
260111 IRON ORES,CONCEN,NON-AGGLOMERT		904409	837580	1128850
260112 IRON ORES CONCEN,AGGLOMERATED		67	757055	2061163
260200 MAGANESE ORES & CONCENTRATES				30682
260700 LEAD ORES AND CONCENTRATES	2055	7507	42	3620
261000 CHROMIUM ORES AND CONCENTRATES	23181	28567	2159	27001
540772 OTH WOV FAB SYNTH FIL DYED 85%		7627	904	6772

Contd.

10.11 Imports by Economic Categories (Detail)

(In Thousand Rupees)

ITEMS	FEB - 2014	FROM JUL-2013	FEB - 2013	FROM JUL-2012
261400 TITANIUM ORES & CONCENTRATES	2540	19444		21794
261710 ANTIMONEY ORES AND CONCENTRATE		41		
261790 OTHER ORES AND CONCENTRATES			1353	1421
261800 GRANULATED SLAG M/G IRON,STEEL		236	1997	2400
261900 SLAG,DROSS OTH WASTE, IRN/STL	106	18390		6189
262011 HARD ZINC SPELT MAINLY OF ZINC		1783		906
262019 OTH,ASH&RESIDUE C/MAINLY ZINC	1660	14610	267	3093
262040 ASHERESIDUE MAINLY OF ALUMINIUM		10513		877
262099 OTH ASH&RESIDUE CANTAIN METAL	630	630		
262190 OTH SLAG &ASH,RESIDUES M-WAST		5569	895	1949
270111 ANTHRACITE NOT AGGLOMERATED		3933		4431
270112 BITUMINOUS COAL,NOT AGGLOMERAT		124726		
270119 OTHER COAL,NOT AGGLOMERATED	2654892	15846558	3564437	31785819
270120 BRIQUETTES SIMILAR SOLID FUEL		1043	437	1877
270210 LIGNITE NOT AGGLOMERATED		3234		3440
270300 PEAT INCLPEAT LITTER	1082	7366		7056
270400 COKE/SEMI OF COAL,RETORT CAREN	660256	2286495	14186	992114
270500 COAL GAS,WATER GAS,SIMILAR GAS		469		565
270600 TAR FROM COAL/LIGNITE/PEAT ETC	1723	3317		3067
270710 BENZOLE (BENZENE)	15123	44950	7813	8794
270730 XYLEOLE (XYLENES)	142778	1381294	76122	998805
270740 NAPHTHALENE		7620		
270750 OTH STOCK FOR CARBON BLACK	13351	252489	5778	101309
270791 CREOSOTE OILS		65		1028
270799 OTH OIL /PROD DISTILION COALTAR	68773	416898	126431	647696
271019 KEROSENE,INCL KER.TY. JET FUEL	1322337	7630123	1075354	7023727
271129 OTH GAS HYDROCARBON GAS STATE	610	6551	424	4763
271210 PETROLEUM JELLY	17365	121266	5870	125943
271220 PARAFIN/WAX,CONT WT<0.75%OIL	7651	172384	14215	288512
271390 OTH RESIDUE PETROLEUM BITUMEN		1004		1058
271410 BITUMEN OIL SHALE & TAR SANDS		35329	5181	5181
271500 BITUMEN MDXTURES,NATURAL	36994	296625	1393	94281
280110 CHLORINE		1093		
280120 IODINE	8113	213859	5763	209768
280200 SULPHUR,SUB/PRE COLLI.SULPHER	1055	8353		7654
280300 CARBON(INCL CARBON BLACK)NES	72407	656117	81343	730148
280410 HYDROGEN.	259	4453		1555
280421 ARGON	4035	42233	5266	48802
280429 OTHER, RARE GASES.	5652	101097	14770	68377
280430 NITROGEN	75	555	135	2828
280440 OXYGEN		19336		87701
280450 BORON, TELLURIUM		261		
280461 SILICON CON & 99.99% BY WEIGHT		4331	1541	6341
280469 OTHER SILICON	1667	23173		7128
280470 PHOSPHORUS	4451	47974	12085	57615
280480 ARSENIC		10039		4247
280490 SELENIUM	8049	76476	1073	33628
280512 CALCIUM				20735
280519 OTHER ALKALI METALS	423	16535	228	8238
280530 RARE-EARTH METAL NS				23
280540 MERCURY		3073		1223
540772 OTH WOV FAB SYNTH FIL DYED 85%		7627	904	6772

Contd.

10.11 Imports by Economic Categories (Detail)

(In Thousand Rupees)

ITEMS	FEB - 2014	FROM JUL-2013	FEB - 2013	FROM JUL-2012
280610 HYDROGEN CHLORIDE (HCL ACID)	2	1912	23	2295
280620 CHLOROSULPHURIC ACID				12326
280700 SULPHURIC ACID; OLEUM		2648		1435
280800 NITRIC ACID;SULPHONITRIC ACIDS	18752	99337	9457	82563
280910 DIPHOSPHORUS PENTAOXIDE		2303	4542	8782
280920 PHOSPHORIC/POLPHOSPHORIC ACIDS	785939	14890825	529545	18902416
281000 OXIDES OF BORON;BORIC ACIDS	38466	149109	3973	91293
281111 HYDROGEN FLUORIDE		1821	1308	8301
281119 OTHER INORGANIC ACIDS.	11422	94712	10770	95143
281121 CARBON DIOXIDE	2767	200212	5454	191746
281122 SILICON DIOXIDE (SILICA)	61642	408234	38002	311114
281129 OTH INORGANIC OXYGEN COMPOUNDS	2945	16444	1422	9637
281210 CHLORIDES AND CHLORIDE OXIDES	27	101		701
281290 OTH HALIDE/HALIDE OXIDES	113	9059	3012	7555
281390 OTH SUPHIDE OF NON-METALS		426		15689
281410 ANHYDROUS AMMONIA		2543		24533
281420 AMMONIA IN AQUEOUS SOLUTION	850	3240	2586	43931
281511 SODIUM HYDROXIDE SOLID	8013	45376	10769	38768
281512 SODIUM HYDROXIDE AQUEOUS SOL	13	1518		14505
281520 POTASSIUM HYDROXIDE (CAUSTIC)	36183	174380	10255	65374
281530 PEROXIDES OF SODIUM/POTASSIUM		4	58	311
281610 HYDROXIDE/PEROXIDE OF MAGNESUM	6409	29892	1575	37102
281640 STRONTIUM,OXIDE,H-OXIDE,PEROXI		5		12
281700 ZINC OXIDE;ZINC PEROXIDE	3882	127816	7429	140985
281810 ARTIFICIAL CORUNDUM NOT DEFIN	9080	28669	2937	20487
281820 ALUMINIUM OXIDE O/T ARTIFICIAL	7354	98112	8415	84386
281830 ALUMINIUM HYDROXIDE	41059	331045	16270	216008
281910 CHROMIUM TRIOXIDE	16511	68307	12096	56372
281990 OTH,CHROMIUM OXIDES&HYDROXIDE	108	11186	5163	15490
282010 MANGANESE DIOXIDE	4592	22662	7794	19745
282090 OTHER, MANGANESE OXIDES	295	1915	734	3374
282110 IRON OXIDES AND HYDROXIDES	27451	239355	20772	297973
282120 EARTH COLOURS				212
282200 COBALT OXIDE & HYDROXIDE	1180	44833	1276	38781
282300 TITANIUM OXIDES.	23011	164321	5259	108673
282410 LEAD MONOXIDE(LITHARGE,MASTICOT		10196		8789
282490 OTHER, LEAD OXIDES		807	20	594
282510 HYDRAZINE, YDROXYLAMINE SALT	8351	57607		27066
282520 LITHIUM OXIDE AND HYDROXIDE	523	7916	3841	16104
282530 VANADIUM OXIDES AND HYDROXIDES		34820		7144
282540 NICKEL OXIDES AND HYDROXIDES		1969		29
282550 COPPER OXIDES AND HYDROXIDES		11615	7	3985
282570 MOLYBDENIUM OXIDES/DIOXIDES		64		54
282580 ANTIMONY OXIDES		62560	5593	97419
282590 OTH INORGANIC BASE/METAL OXIDE		9915	584	8960
282619 OTHER, FLOURIDES	1834	14394	4304	18198
282630 SODIUM HEXAFLUROALUMINATE		2078		21
282690 OTHER,COMPLEX FLUORINE SALTS	4162	10513		6285
282710 AMMONIUM CHLORIDE	6609	47861	6423	118288
282720 CALCIUM CHLORIDE	4780	22864	721	40637
282731 CHLORIDES OF MAGNESIUM	2411	14078	1551	12440
540772 OTH WOV FAB SYNTH FIL DYED 85%		7627	904	6772

Contd.

10.11 Imports by Economic Categories (Detail)

(In Thousand Rupees)

ITEMS	FEB - 2014	FROM JUL-2013	FEB - 2013	FROM JUL-2012
282732 CHLORIDES OF ALUMINIUM	1	2393		1094
282735 CHLORIDES OF NICKEL	6030	15682	1448	14168
282739 OTHER CHLORIDES:	11773	51838	2586	103560
282741 CHLORIDE OXIDE/HYDROXIDE COPPER				94
282749 OTH CHLORIDE OXIDE/HYDROXIDES	191	597		2649
282751 SODIUM POTASIAM BROMOMIDES	1112	1787	6	2625
282759 OTH BROMIDE/BROMIDE OXIDE		8607	208	3030
282760 IODIDES AND IODIDE OXIDES	2662	23321	1835	20854
282810 COM CAL HYP (BLEACHING POWDER)		957		1016
282890 OTH HYPOCHLORITES/HYPOBROMITES	2865	19379	3732	24752
282911 CHLORATES OF SODIUM		6783		11956
282919 OTH CHLORATES/PERCHLORATES	64022	388916	49592	270719
282990 OTH BROMATES/PERBROMATE/IODATE	4	2352	8	25604
283010 SODIUM SULPHIDES	59498	539616	21827	457784
283090 OTH, SULPHIDES, POLYSULPHIDES		8955		380
283110 SODIUM DITHIONITE,SULPHOXYLATE	86879	664645	77509	690296
283190 OTH DITHIONITE & SULPHOXYLATE	65041	394281	73300	464461
283210 SODIUM SULPHITES(NEUTRAL)	29584	231231	32082	195022
283220 OTHER SULPHITES		1385	915	9475
283230 THIOSULPHATES		5802	27	2525
283311 DISODIUM SULPHATE	104316	662668	63783	514825
283319 OTHER SODIUM SULPHATES	2469	15821	810	20130
283321 MAGNESIUM SULPHATE(EPSOM SLATE)	24	7558	41	13892
283322 SULPHATES OF ALUMINIUM	4376	40487	5815	24242
283324 SULPHATES OF NICKLE	12108	59975	6353	49834
283325 SULPHATES OF COPPER		77966	29076	59970
283327 SULPHATES OF BARIUM	8980	50387	2800	30476
283329 OTHER SULPHATES	42059	527098	29805	472353
283330 ALUMS	537	2004		156
283340 PEROXOSULPHATES(PERSULPHATES)	6733	38728	1336	14391
283410 NITRITES	5335	37364	18499	56785
283421 NITRATES OF POTASSIUM	7458	46316	2677	60095
283429 OTHER, NITRATES	6442	53252	5214	47250
283510 PHOSPHINATES & PHOSPHONATES	2568	33205	2565	12237
283522 PHOSPHATES OF MONO-OR DISODIUM	14606	101719	8744	117649
283524 PHOSPHATES OF POTASSIUM	6371	31804	106	8827
283525 CALCIUM HYDROGEN-ORTHOPHOSPHAT	40936	474496	70967	594477
283526 OTH CALCIUM PHOSPHATE (PURE)	46524	170014	1134	247980
283529 OTHER, PHOSPHATES	3440	22448	1470	32699
283531 SODIUM TRIPHOSPHATE	105385	607996	68999	449402
283539 OTHER, POLYPHOSPHATES	18729	125509	15538	108861
283620 DISODIUM CARBONATE NATURAL	127852	956747	419897	1419283
283630 SODIUM HYDROGEN CARBONATE	14927	98318	6821	101477
283640 POTASSIUM CARBONATE	32237	267363	1108	111756
283650 CALCIUM CARBONATE	9694	90160	7801	89359
283660 BARIUM CARBONATE		89583	16931	105896
283691 LITHIUM CARBONATE	2532	2532		675
283692 STRONTIUM CARBONATE		3		134
283699 OTHER, CARBONATES	71980	454629	22800	350762
283711 CYANIDES OF SODIUM	11690	57936	22642	55180
283719 OTH CYANIDE/OXIDES	31	2187		1791
540772 OTH WOV FAB SYNTH FIL DYED 85%		7627	904	6772

Contd.

10.11 Imports by Economic Categories (Detail)

(In Thousand Rupees)

ITEMS	FEB - 2014	FROM JUL-2013	FEB - 2013	FROM JUL-2012
283720 COMPLEX CYANIDES	1	787	35	781
283911 SODIUM METASILICATES	26	8118	1803	14170
283919 OTHER, SILICATES	2184	13786	429	12555
283990 OTHER, METAL SILICATE	9737	31319	6043	27165
284011 SODIUM TETRABORATE ANHYDROUS				864
284019 OTH DISODIUM TETRABORAT(REFINE	23498	105831	4176	96871
284020 OTHER, BORATES		50702		63
284030 PEROXOBORATES (PERBORATES)	9	43730	6545	45493
284130 SODIUM DICHROMATE	56706	296314	23880	194110
284150 OTH CHROMATE DI/PER CHROMATES	24	7811		34
284161 POTASSIUM PERMANGANATE		16446		12058
284169 OTH MAGANITE MAGANATE/PERMAGAN		15		16
284170 MOLYBDATES	4	2471	28	11173
284190 OTH,SALT OXOMETALIC/PEROX ACID	3	3976	1177	8444
284210 DOUBLE OR COMPLEX SILICATES.	6206	57468	6247	42230
284290 OTHER SALTS OF INORGANIC ACIDS	15	23057	11	5923
284321 SILVER NITRATE.		1312	5027	32202
284329 OTHER,SILVER COMPOUNDS	2363	7602		10600
284330 GOLD COMPOUNDS.	10	134		92
284390 OTHER COMPOUNDS,AMALGAMS	2354	7540		3496
284410 NATURAL URANIUM,ITS COMP ALLOY	39	39		306
284430 URANIUM DEPLET THORIUM IT COMP		30		124
284440 RADIOACTIVE EL/ISOTOP COMP ALY	15878	168771	31975	154505
284590 OTH ISOTOPIES & THEIR COMPOUNDS			149	486
284610 CERIUM COMPOUNDS.	881	1802		3062
284690 OTH RARE EARTH METAL COMPOUNDS	87	505		4837
284700 HYDROGEN PEROXIDE SO-WITH UREA	45821	335777	25172	220996
284800 PHOSPHIDES,CHEMICALLY DEFINED		2194		
284910 CALCIUM CARBIDES	45574	364608	79105	422303
284920 SILICON CARBIDE	3131	13587	2686	27968
284990 OTHER CARBIDE		65		139
285000 HYDRIDE,NITRIDE,AZIDE,BRMD ETC		3510	277	3275
285210 INORG/ORGANIC COMP OF MERCURY	2215	10651	29	5853
285290 OTH INORG/ORGA COMP-MERCURY		3741	1331	5316
285300 OTH INORGANIC COFM AMALGAMS	659	4325	227	1708
290899 OTH SULPHONATED DER OF PHENOLS	500	38045	11782	43421
290911 DIETHYL ETHER		232		663
290919 OTHER, ACYCLIC ETHER	4399	30426	1534	26589
290920 CYCLANIC,CYC ETHER HALOGEN DER		957		1005
290930 AROMATIC ETHER HALOGEN SULPH'T	5358	64401	9961	52180
290941 2,2-OXYDIETHANOL(DIETHYL GLYCL	48909	439598	37607	334034
290943 MONOBUTYL ETHER,ETHYLEN GLYCOL	11362	99255	6594	47421
290944 MONOALKYL ETHER,ETHYLEN,GLYCOL	38491	252696	21954	213008
290949 OTH,ETHERS THEIR DERIVATIVES	52114	175054	16584	115762
290950 ETHER-PHENOLS,ETHERALCH PHENOL	1159	12105	2529	6662
290960 ALCH PEROXID,ETH PEROXID,KETON	9588	135986	16055	116736
291010 OXIRANE (ETHYLENE OXIDE)	1938	11126		11057
291020 METHYLOXIRANE(PROPYLENE OXIDE)				117
291030 1-CHLORO-2,3-EPOXYPROPANE	1806	15258		98
291090 OTH,EPOXIDE,EPOXYALCH,EPOXYPHL	749	5652		6586
291100 ACETAL HEM/ACETAL,OKYFUNC HEL	288	288		644
540772 OTH WOV FAB SYNTH FIL DYED 85%		7627	904	6772

Contd.

10.11 Imports by Economic Categories (Detail)

(In Thousand Rupees)

ITEMS	FEB - 2014	FROM JUL-2013	FEB - 2013	FROM JUL-2012
291211 METHANE WITHOUT OTH OXYGN FUNC		4061		5832
291212 ETHANE WITHOUT OTH OXYGEN FUNC		734		9421
291219 OTH,ACYCLIC ALDEHYD W/O OTHOXY	13491	100235	7824	66357
291221 BENZALDEHYDE W/O OTH OKY FUNC		411		4225
291229 OTH CYCLIC ALDEHYD W/O OKY FUN	12254	37669	1113	25611
291241 VANILLIN(4-HYDROXY-3-METHOXYBZ	1340	58206	17920	49502
291242 ETHYLVANILIN(3-ETHOXY-4HYDROXY	1004	20340	986	20008
291249 OTH ALDEHYDE-ETHER/PHENOL/OKYG	414	1391	448	2495
291250 CYCLIC POLYMERS OF ALDEHYES		196		9
291260 PARAFORMALDEHYDE	1705	19246	3030	25484
291300 HALOGEN,SULPHONAT,NITRAT DERV		23		136
291411 ACETONE	27	62521	5140	52653
291412 BUTANONE(METHYL ETHYL KETONE)		242232	24494	197187
291413 4-METHYLPENTAN-2-ONE	3006	17117		8451
291419 OTH,ACYCLIC KETONE W-OUT OXY-F	259	1438		548
291422 CYCLOHEXANONE,METHYLCYCLOHEXON	61166	146177	1802	35106
291423 ICONES AND METHYLICONES		6288		7539
291429 OTH,CYCLANIC ETC W/O OTHOXYGN	16842	38473	3904	31551
291431 PHENYLACETONE(1-PHENYLPROPAN-2				631
291439 OTH,AROMATIC KETONE W/O OXYGEN	74	2018		2331
291440 KETONE-ALCOHOL KETONE-ALDEHYDE	4373	68127	10294	53088
291450 KETONE-PHENOL/KETONE W/O OXYGN	5191	23607	1292	20033
291461 ANIHTRAQUINONE		3551		3280
291469 OTHER QUINONES	1528	23580	8701	32777
291470 HALGENATED, SULPHONATED, DERIVA	754	6634	351	2486
291899 OTH INDREDIENTS FOR PESTICIDES	45843	348240	31513	375495
291990 OTH PHOSPHORIC ESTER/SALT/DERI	18011	84470	2471	30599
292090 OTH ESTER OTH INORGANIC ACID	10458	75313	5530	78456
292111 METHYLAMINE,DI/TRI & ITS SALT	11655	66152	9410	64085
292119 OTH ACYCLIC MONOAMIN/DERV/SALT	3137	18196	10526	28864
292121 ETHYLENEDIAMINE AND ITS SALTS	2105	29798	1972	32494
292122 HEXAMETHYLENEDIAMINE/ITS SALTS		5497		5420
292129 OTH ACYCLIC POLYAMIN/DERV/SALT	1674	27196	3637	24968
292130 CY-CLANIC,LENIC LOTERPENI/SALT	6228	46298	4648	35505
292141 ANILINE AND ITS SALTS	1338	10787		1634
292142 ANILINE DERIVATIVES/ITS SALT	16815	193590	17543	143569
292143 TOLUIDINE/ITS DERIVATIV/SALT	3651	40594	1419	39774
292144 DIPHENYLAMINE/ITS DERIV/SALT		4156		1090
292145 1,2-NAPHTHYAMINE/ITS DERIVATE	20333	101025	14101	65035
292149 OTH,AROMATIC MONOAMIN DER/SALT	35007	263126	16664	208563
292151 O,M,P-PHENYLENE,DIAMINE SALT	41032	251255	8159	175208
292159 OTH AROMATIC POLYAMIN DER/SALT	486	71816	47	46928
292211 MONOETHANOLAMINE AND ITS SALTS	8959	64964	21966	45263
292212 DIETHANOLAMINE AND ITS SALTS	258	41224	5385	53300
292213 TRIETHANOLAMINE AND ITS SALTS	20673	55793	1694	24898
292219 OTH AMINO-ALCH EIHER/ESTR/SALT	128486	687718	81019	628577
292221 AMINOHYDROXYNEPHLENE ACID/SALT	70981	376483	27051	201926
292229 OTH AMINO NAPHTHOL/PHENOL ETHER	83328	471238	4568	125824
292239 OTH AMINO ALDEHYDES	2791	16122	59	18006
292241 LYSINE/ITS ESTER SALT THEREOF	119965	2294931	270184	1751479
292242 GLUTAMIC ACID AND ITS SALTS	109298	1019262	96944	863458
540772 OTH WOV FAB SYNTH FIL DYED 85%		7627	904	6772

Contd.

10.11 Imports by Economic Categories (Detail)

(In Thousand Rupees)

ITEMS	FEB - 2014	FROM JUL-2013	FEB - 2013	FROM JUL-2012
292243 ANTHRANILIC ACID AND ITS SALTS			345	1170
292244 TILIDINE (INN) AND ITS SALTS				1627
292249 OTH AMINOACID/ESTER O/T OKYFUN	250429	1852618	114288	1554265
292250 AMINO-ALCHL/ACIDPHENOL/IT COMP	96724	677784	56750	737793
292310 CHOLINE AND ITS SALTS	6760	20205	139	15712
292320 LECITHIN/OTH PHOSPHOAMINOLIPID	24391	93979	11675	101169
292390 OTH QU-AMMONIUM SALT/HYDROXID	27113	311532	28833	345601
292412 FLUOROACETAMIDE(ISO)MONOCROTO		340		
292419 OTH AMIDE COMP,CARBONIC ACID	63003	428090	41062	454070
292421 UREINES/DERIV/SALT THEREOF	4881	82811	13133	52210
292429 OTH CYCLIC AMIDE DERIV/SALTS	189023	1448027	123201	1082267
292511 SACCHARIN AND ITS SALTS	20879	146824	35852	142230
292519 OTH IMIDE/DERIV/SALT THROF	596	18942		48149
292521 CHLOIMEFORMRD (ISO)	479	479		99
292529 DIPHENYL-GUANIDINE	83841	369875	8177	330732
292610 ACRYLONITRILE		8966	2725	27369
292620 1-CYANOQUANIDINE(DICYANDIAMIDE	4532	38159	1828	43903
292690 OTH,NITRILE-FUNCTION COMPOUNDS	360239	1960943	303321	1540787
292700 DIAZO-,AZO-/AZOXY-COMPOUNDS	8066	122274	9945	77111
292800 ORGANIC DERV,HYDRAZIN/HYDOXY	8854	37969	3015	59539
292910 ISOCYANATES W-NITROGEN FUNCTIO	329003	2054613	301213	2384283
350790 OTH ENZYMES/PREP ENZYMES	202692	1637734	194314	1494420
360200 PREP EXPLOSIVE O/T POWDER		6553	29463	44125
381590 OTHER CATALYTIC PREPARATIONS	33467	339764	36155	379654
401039 TRANS SYS.BELT OTH 150-198 CM	29745	159629	21179	128562
401110 NEW PNEUM TYRES FOR MOTOR CARS	148410	1211699	98344	1292231
401120 NEW PNEUM TYRES FOR BUS/LORRY	1189969	12505394	912225	10243191
401130 NEW PNEUM TYRES RUB AIRCRAFTS	2916	38721	9787	83092
401140 NEW PNEUM TYRE RUBB MOTORCYCLE	10422	78088	5515	44602
401150 NEW PNEUM TYRE RUBB BICYCLES	11270	39513	498	7784
401161 TYRE AGRICULTURE VEH/MACHINE	81354	714971	80389	458372
401163 TYRE INDUST/CONS VEH>61 CMS		6749	13004	32483
401169 OTHER TYRE HERRING BONE		296	386	16660
401192 OTHER TYRE AGRICULTURE/MACH		8350	4487	72014
401193 OTH TYRE INDUSTRIAL VEH=61 CM	2247	13493	1759	13413
401194 OTH TYRE INDUSTRIAL VEH>61 CM	1545	67958	10105	60786
401199 OTH TYRE NEW PNEUMATIC RUBBER	82096	264966	10272	159165
401211 RETREATED TYRES FOR MOTORCARS				16
401212 RETREATED TYRE FOR BUSES/LORRY		724		
401213 RETREATED TYRE FOR AIRCRAFTS	2388	55694	7115	75261
401219 OTHER RETREATED TYRE OF RUBBER		98		12342
401220 USED PNEUMATIC TYRES OF RUBBER				14
401290 OTH USED PNEUMATIC TYRE RUBBER	6475	31805		19470
401310 INNER TUBES,OF MOTOR CAR/BUSES	10444	121148	614	99749
401320 INNER TUBES FOR BICYCLES	2198	31818	6232	26047
420340 OTHER CLOTHING ACCESSORIES	36995	353480	42342	343915
440290 OTH WOOD CHARCOAL NOT AGGLOMER	1321	10301	833	6995
440500 WOOD WOOL;WOOD FLOUR.		2395	200	200
440710 CONIFEROUS WOOD SPECI SAW/CHIP	533	3260		3022
440721 MAHOGANY (SWIETENIA SPP) TROP				15995
440725 TROPICAL WOOD DARK RED MERANTI	10045	105966	11268	66639
540772 OTH WOV FAB SYNTH FIL DYED 85%		7627	904	6772

Contd.

10.11 Imports by Economic Categories (Detail)

(In Thousand Rupees)

ITEMS	FEB - 2014	FROM JUL-2013	FEB - 2013	FROM JUL-2012
440726 TROPICAL WOOD WHITE LAUAN ECC	11441	118912	27367	136315
440727 SAPELLI	2118	10026	4599	22237
440728 LROKO				1062
440729 OTH TROPICAL WOOD NON-CONF SAW	245964	2048663	202066	1819739
440791 OAK WOOD,SWAN/CHIPPED LEN WISE	4193	12735	799	22865
440792 BEECH WOOD SWAN/CHIPPED L/WISE	2254	89390	1806	40696
440793 OTH TROPICAL WOOD OF MAPLE		8473		
440795 OTH TROPICAL WOOD OF ASH	32658	256096	15436	263462
440890 OTH.LAMINAT WOOD SAWN.SLICEDGM	26363	126906	227	85933
440910 WOOD CONIFEROUS SPECIES SHAPED	88	88		
440921 WOOD NON-CONIFEROUS OF BAMBOO				30
441700 TOOLS/BODIES/HANDLE OF WOOD	657	2416	9	1631
441810 WINDOWS FRENCH WINDOWS & FRAME	2	2274	48	2024
441820 DOORS FRAMES AND THRESHOLDS	2835	42231	1842	24776
441840 SHUTTERING FOR CONCRETE C/WORK			3337	3575
441860 POSTS AND BEAMS OF WOOD				12
441872 OTH MULTILAYER FLOORING PANELS				64
441879 OTH ASSEMBLED FLOORING PANELS	36	562	5304	17444
551694 W-FAB ART FIB<85%WT O/FIB PTIN	217379	1175611	134695	953125
560121 OTH ARTICLES OF COTTON WADDING	582	6927	225	4469
560122 OTH WADDING OF MAN-MADE FIBRES		27155		2258
560129 OTHER, WADDING ARTICLES	1347	29627	1231	18970
560600 GIMPED YARN,AND STRIP AND LIVE	24490	222226	18002	120059
560721 BINDER/BALER TWINE OF SISAL		2318		131
560729 OTH,TWINE,CORDAGE,ROPE&CABLE	1774	22382	1014	10440
560741 BINDER/BALER TWINE OF POLYTHNE	10605	32541	3534	23897
560749 OTH TWINE,CORDAGE,ROP,CAB POLY	6114	51750	1693	32636
560750 TWINE,CORDAGE,ROPE,OTH SYN FIB	1512	28486	4311	62351
560790 OTH,TWINE,CORDAGE,ROPE & CABLE	1563	22249	2807	15565
560811 FISHING NETS MAN-MADE TEX MAT	52040	254871	25366	229060
560819 OTH, MADE UP NETS OF TEX MAT	14508	55950	2185	68774
560890 OTH,NOTTED NETS/NETTING ROPE	1034	18271	1588	16689
591000 TRANSMISON CONYOR BELT TEX MAT	25564	137952	10693	109448
591110 TEX FAB,FELT & FELT-LINED FAB.	15784	146035	20921	152965
591120 BOLTING CLOTH,WHET/NOT MADE UP	904	21348	1235	27950
591131 TEX FAB & FELTS,< 650G/SQM .	4988	76216	3395	69799
591132 TEX FAB & FELTS,>0650G/SQM .	18933	215060	17183	224199
591140 STRAINING CLOTH USEDOIL PRESS	327	742	465	778
670490 WIGS,BEARD,EYE-BROW OF OTH MAT	72	938		561
680100 ARTICLE OF STONE PLAS CEMET		23		495
680210 TILES CUBES AND SIMILAR ARTICL		362		11091
680221 OTH MONUMENTAL BUILD STONE/ART	29024	153990	10465	86957
680223 GRANITE	78403	580911	62932	355320
680229 OTHER STONE	330	1037	30	311
680291 OTH MARBL TRAVERTIN&ALABASTER	558	5732		1852
680292 OTHER CALCAREOUS STONE		9		
680293 OTHER GRANITE	1583	7080	496	18535
680299 OTHER STONE	223	2576	384	2243
680690 OTH ARTICLE OF HEAT INSULATING	8896	126046	7381	23937
680710 ARTICLE OF ASPHALT IN ROLL	2830	4207		18348
680790 OTH ARTICLE OF ASPHALT MATERL		770		920
540772 OTH WOV FAB SYNTH FIL DYED 85%		7627	904	6772

Contd.

10.11 Imports by Economic Categories (Detail)

(In Thousand Rupees)

ITEMS	FEB - 2014	FROM JUL-2013	FEB - 2013	FROM JUL-2012
681099 OTH ARTICLE OF CEMENT		5685	1410	16748
681140 ARTICLES CONTAINING ASBESTOS		37		364
681181 CORRUGATED SHIT NOT CON ASBESTO				677
681182 O-SHT,PANEL,TILES,NOT CON ASBE	1706	49763	16019	36155
681599 OTH ARTICLE OF STONE OTH MINRL	7895	46644	4773	57632
690100 BRICK , TILE OF SILI FOSSIL		245	14	2854
690210 REF BRICK,TILE>50%MG,CA	74445	1157984	133653	721758
690220 CERAMIC>50%SILICA,ALUM	60029	169640	98567	302624
690390 OTH REFRACTORY CERAMIC GOODS	1034	69901	7657	28966
690410 CERAMIC BUILDING BRICKS				626
690490 OTH C/FLOORING BLOCKS F/TILE	277	2362	19061	80184
690590 OTH CHIMNEY-POTS,COWLS,ETC.		73		
690600 CERAMIC PIPES CONDUITS&FITTING		1453	736	2099
690710 TILES CUBES ETC W/N RECT<7CM	26922	276098	12046	101735
690790 OTH,UNGLAZED CERAMICS	347587	1883400	124369	1032660
690810 TILES CUBES AND SIMILAR ARTICL	4653	11293	1677	7398
691490 OTH CERAMIC ARTICLES O/TH PORN	841	2211	379	5448
700100 CULLET AND OTH WAST&SCRAP,GLAS		637	77	13065
700210 BALLS IN GLASS UNWORKED	1832	18030	662	9304
700220 RODS IN GLASS UNWORKED		24		
700231 TUBE,FUSED QUARTZ/SILICA,UNWOR	88	804	68	244
700232 TUBE OF OTH GLASS UNWORKED	693	839		
700239 OTHER, TUBES IN GLASS	52931	370010	39534	271949
700312 NON-WIRED SHEETS COLOURED,FLAS	13668	85611	9646	72851
700319 OTH NON WIRED SHEETS OF GLASS	18894	100233	12902	101868
700320 WIRED SHEETS GLASS	248	10004	1145	4820
700330 PROFILES OF GLASS			47	47
700420 GLASS COLOURED OPACIFIED FLASH				402
700490 OTHER GLASS	7218	15520	1763	26209
700510 NON-WIRED GLASS HAVE ABSORBENT	22706	234053	64123	222710
700521 NON-WIRED GLASS COLOURED,OP/FE	11552	122893	19854	105400
700529 OTHER, NON-WIRED GLASS	16322	89427	41969	297074
700600 GLASS BENT, EDGE-H-70.03,04,05		4664		1026
700711 THOUGHENED SAFTY GLASS FOR VES	14190	154698	12658	127471
700719 OTH THOUGHENED SAFTY GLASS	11121	46201	974	11669
700721 LAMINATED SAFTY GLASS VEH/VESL	12135	104776	5004	89785
700729 OTHER, LIMINATED SAFETY GLASS	742	73040		30333
701090 OTH CARBOYS BOTT,FLASK,JAR,POT	55164	538297	43370	405335
701110 FOR ELECTRIC LIGHTING	54	5285	491	5968
701400 SIGNALLING GL-WARE,OPTICAL ELEM	735	5617	139	3091
701510 GLASS FOR CORRECTIVE SPECTACLE	116	116		3356
701610 GLASS CUBES/OTH SMALLWARE	3161	37477	383	18292
701919 OTH YARN OF GLASS FIBRE/THREAD	1262	23788	3436	43185
701931 GLASS MATS	31605	221433	21801	187697
701932 THIN SHEETS (VOILES)	32217	291555	18166	235911
701959 OTH WOVEN FABRICS	1192	30404	1211	17990
710210 UNSORTED, (ROUGH) DIAMONDS		2418		9484
710490 OTH SYN/RECONSTIT SEM/PRE STONE				13
710510 DUST AND POWDER OF DIAMONDS		6		
711890 OTHER COIN		234	14	394
720110 NON-ALLOY PIG IRON<0.5% PHOSP	50302	340536	12862	390525
540772 OTH WOV FAB SYNTH FIL DYED 85%		7627	904	6772

Contd.

10.11 Imports by Economic Categories (Detail)

(In Thousand Rupees)

ITEMS	FEB - 2014	FROM JUL-2013	FEB - 2013	FROM JUL-2012
720120 NON-ALLOY PIG IRON>0.5% PHOSP		100216	21029	123041
720150 ALLOY PIG IRON; SPIEGELEISEN				
720211 FERRO-MANGANESE CONT 2% CARBON	48124	383365	37307	328395
720219 OTH FERRO-MANGANESE	3158	69920	8899	89915
720221 FERRO-SILICON CONT >55% SILICON	59584	306946	6488	326601
720229 OTH FERRO-SILICON	9470	47612	46559	99808
720230 FERRO-SILICO-MANGANESE	134020	1030469	86438	922471
720241 FERRO-CHROMIUM CONT >4% CARBON	1011	11488	1395	13889
720249 OTH FERRO-CHROMIUM	731	6807		11472
720270 FERRO-MOLYBDENUM	618	10316		7901
720280 FERRO-TUNGSTEN&FERRO-SIL-TUNGS	717	2450		3969
720293 FERRO-NIOBIUM				1635
720299 OTHER FERRO-ALLOYS		3899		481
720310 FERROUS PROD BY DIR RUD IRONORE		69448		282549
720390 OTH FERROUS PRODUCTS	706	42319		178509
720410 WASTE/SCRAP OF CAST IRON	3737	30862	972	52391
720421 WASTE/SCRAP OF STAINLESS STEEL	80436	441705	19969	359391
720429 WASTE/SCRAP OF OTH ALLOY STEEL		3195		9107
720430 WASTE/SCRAP TINNED IRON/STL	251312	2756083	187122	2612977
720441 TURNING,SHAVING,MILLING WASTE	847605	13933981	1451559	16768432
720449 OTHER FERROUS WASTE AND SCRAP	4548734	31582226	2580324	23770404
720450 REMELTING SCRAP INGOTS			20764	49494
720510 GRANULES OF PIG IRON	10983	30690		48073
720521 POWDERS OF ALLOY STEEL				93
720529 OTH POWDER PIG IRON&SP IRON/ST	4810	27081	2305	41489
720610 INGOTS OF IRON ON STEEL.		34		1018
720690 OTH PRIM FORM (EXCL H-72.03)		428		154
720711 CONT 0.25% CARBON,IRON/N-ALY/S				138890
721790 OTH WIRE OF IRON/NON-ALOY-STEL	5390	221802	34328	237659
721891 OTH INGOTS-RECTANGULR ST/STEEL			3093	4084
722300 WIRE OF STAINLESS STEEL	4024	102972	12816	76557
722410 INGOTS OTH PRI-FORM OTH A/STEL	374	374		
732599 OTH CAST ARTI OF I/S NES	5871	58903	8563	52018
732611 GRIND BALL&SIMI ARTI FOR MILLS		21248		12761
732690 OTH ARTICLES OF IRON & STEEL	252220	2531943	152593	1651296
740200 UN-REFINED CODDER, COPP ANODES	869	7513	795	7235
740311 REFINED COPPER,CATHODES&SECTIN	594227	4750424	421686	5004058
740319 OTHER, REFINED COPPER	319	27132	3175	15541
740321 COPPER-ZINC BASE ALLOYS(BRASS)		9710		
740322 COPPER-TIN BASE ALLOY (BRONZE)	2062	7106		22219
740329 OTH COPPER ALLOYS(O/T H-74.05)	822	3552	7455	9829
740400 COPPER WASTE AND SCRAP	31337	287678	32058	278977
741999 OTHER, ARTICLES OF COPPER	3756	38212	8256	51314
750110 NICKEL MATTES			3	3
750210 NICKEL, NOT ALLOYED	93002	591163	42074	536394
750220 NICKEL ALLOYS		295	150	278
750890 OTHER, ARTICLES OF NICKLES	37598	452753	25071	359852
760110 ALUMINIUM, NOT ALLOYED	322567	2018111	162269	1752828
760120 ALUMINIUM ALLOYS	162542	1127403	129725	1124686
761699 OTHER,ARTICLES OF ALUMINUM	39312	361908	62031	374383
780110 REFINED UN-WROUGHT LEAD	563550	5719349	443722	3783024
540772 OTH WOV FAB SYNTH FIL DYED 85%		7627	904	6772

Contd.

10.11 Imports by Economic Categories (Detail)

(In Thousand Rupees)

ITEMS	FEB - 2014	FROM JUL-2013	FEB - 2013	FROM JUL-2012
780191 OTH UNWROUGHT LEAD CON ANTIMON		230445		2905
780199 OTH UNREFIND LEAD&LEAD ALLOYED	17135	83683	11489	94129
780600 OTHER ARTICLES OF LEAD.	1197	20584	2968	16768
790111 ZINC NOT ALLOYED WT=>99.99%	128433	678734	48260	434176
790112 ZINC NOT ALLOYED WT < 99.99%	102947	1236830	51027	70302
790120 ZINC ALLOYS	29634	179901	20097	125287
790700 OTHER ARTICLES OF ZINC.	6627	57886	6394	6337243
800110 TIN, NOT ALLOYED	24486	178009	4994	165424
800120 TIN ALLOYS	380	1912		24154
800700 OTHER ARTICLES OF TIN		134		929
810110 TUNGSTEN POWDERS	3554	3554		36
810196 OTHER WIRE OF TUNGSTEN		642	1476	1921
810199 OTHER ARTICLES OF TUNGSTEN	21	697		821
810296 OTHER MOLYBDENUM WIRE		2006		2237
810299 OTH MOLYEDENUM AND ARTICLES		253		
810411 UNWROUGHT MAGNESIUM BY WT99.8%	863	13099	1757	8715
810419 OTH ARTICL UNWROUHT MAGNESIUM		186		754
810490 OTHER ARTICLE OF MAGNESIUM		150		9588
810520 COBALT MATTES& OTH PRODUCTS		1569		633
810590 OTH INTERMEDIATE PRO OF COBALT	13946	50777	268	42619
810600 BISMUTH&ARTICL INCL WASTE,SCRAP		693		
810790 OTH CADMIUM,WROUGHT & ARTICLES				5
810820 UNWROUGHT TITANIUM POWDER		3		
810890 OTH TITANIUM WROUGHT&ARTICLES	8854	427787	16	24840
810990 OTH ZIRCONIUM AND ARTICLES	694	1493		423
811010 UNWROUGHT ANTIMONY POWDER	68855	497569	25819	447443
811090 OTH ANTIMONY ART INCL W/SCRAP				4760
811100 MANGANES&ARTICL INC WASTE&SCRAP	202	14203	6472	8383
811221 CHROMIUM UNWROUGHT POWDER	613	1303		
811229 OTH UNWROUG CHROMIUM INCL WAST	101	4450	94	1983
811259 OTH THALIUM UNWROUGH INCL WAST		150		
811299 OTH BASE METAL UNWROUGH&ARTICL		42		
961900 SANITARY TOWEL&TAMPON&SIMILAR	767230	6584528	580896	4351478
3. CAPITAL GOODS TOTAL	83891170	702840417	89772896*	651811730
010611 MAMMALS		220		
010612 WHALES, DOLPHINES & PERPOISES		5952		35
010619 OTHER MAMMALS	21	1720		2512
010620 RAPTILES (INCL.SNAKES&TURTLES)		12		
010631 BIRDS OF PREY	57	368		198
010632 PSITTACIFORMES (INCL.PARROTS)	4622	51840	2950	31075
010639 OTHER BIRDS		795	95	832
010641 INSECTS		3428		1612
010690 OTHER LIVES ANIMALS	825	13982	895	18260
621790 PARTS OF GAR/CLOTH ACCESSORI	884	8259	452	8713
680410 MILL STONE AND GRIND STON MIL	33221	176572	14925	142291
680421 OTH MILLSTONE OF AGGLOMER SYNT	13845	68326	8027	78015
680422 MILL STONE AND GRIND STONE/OTH	73554	559448	43931	369896
680423 OTH MILLSTONE OF NATURAL STONE	2632	23518	403	20979
680430 HAND SHARPENING POLISH STONE	1077	7276	1337	24611
540772 OTH WOV FAB SYNTH FIL DYED 85%		7627	904	6772

Contd.

10.11 Imports by Economic Categories (Detail)

(In Thousand Rupees)

ITEMS	FEB - 2014	FROM JUL-2013	FEB - 2013	FROM JUL-2012
680510 BASE OF WOVEN TEXTILE FABRICS	27120	187658	13017	134566
680520 CN BASE OF PAPER OR PAPERBOARD	13590	149376	15495	98716
680530 CN BASE OF OTHER MATERIALS	27540	130320	13483	114872
680610 SLAG WOOL ROCKWOOL MINERAL WOL	16751	42434	719	90486
680620 EXFOLIATED VERMICULITE EXPEND	273	5749		2627
680800 PANELS,BOARDS,TILES BLOCKS ETC		12375	2182	11542
680911 BOARDS,SHEETS,PANELS,TILES ETC	4689	42437	1608	13068
680919 OTH BOARDS,SHEETS,PANELS OF PL	85	6356	2891	32701
680990 OTH ARTICLE OF PLASTICS	634	760	209	1194
681011 BUILD BLOCK,BRICK OF CEMENT				49200
681019 OTH ARTICLE TILE,FLAGSTONE ETC	531	3849	303	4913
681189 OTH ARTICLES NOT CON ASBESTOES			138	926
681291 CLOTHING ACCE OF ASEBTOES FIB		986		194
681292 PAPER MILLBOARDFELT ASBET FIBER		98		780
681293 COMPRESSD ASEBTOES FIB JOINING	8592	46596	1741	36663
681299 O-ARTI OF FABRICA ASEBTOES FIB	2470	21944	1064	15532
681320 FRICTION MATERIA CON ASEBTOES	20239	75723	9041	62694
681381 BRAKE LININGS&PADS VEH-H-8711	28714	151945	14414	95450
681389 O-BRAKE LINE&PADS NOT CON ASEB	5538	27559	1811	21909
681410 PLATES,SHEETS STRIPS OF AGLOM	1331	4884	1147	2923
681490 OTH, ARTICLES OF MICA	30	3032	721	1248
681510 NON ELETICAL OF GRAPHITE	17201	78220	16860	108526
681520 ARTICLE OF PEAT OTH ARTICLE		7		294
681591 CONTAIN MAGNESTIC DOLOMITE/CHR		309		
690290 OTH REFERECTORY BRICK/BLOK TILE	3342	64797		8801
690310 CERAMIC CON>50% GRAPHITE,CARB	3550	53954	3287	36213
690320 COLD TUNDISH LINING SLIDE GATE	25303	158319	7669	93593
690890 OTH GLAZED CERAMICS WALLTILES	505618	3267109	204892	2088393
690911 LAB CERM WARE PORCELAIN/CHINA	188	2245	1648	5553
690912 LAB CERM WARE HARD>9 MOH.SCALE		151		1317
690919 LAB CERAMIC WARE CHM/TECH USE	380	8640	4498	14230
690990 OTH CERAMIC WARES AND SIMILARS	26	955	710	64300
691010 CERAMIC SINK,ETC.FIXT PORCELIN	45822	325484	23498	188000
691390 OTH STATUTTES, ORNAMENT		354	106	431
691410 OTH CERAMIC ARTICLES OF PORCEL		1000	163	397
710812 OTH UNWROUGH(GOLD)NON-MONTERY		17601520	1984429	13827786
710820 MONETARY (GOLD)		23068226	7658873	23574557
711100 BASE-M-SILVER/GOLD,CLAD PLINM		180		286
711810 COIN (O/T GOLD),NOT LEGAL TEND				48
720720 CONT 0.25% MORE OF CARBON I/ST	20230	512841	15755	640399
720810 COILS, I/N-A-STEL-HOT ROLLED	48940	675641	17023	379070
720825 OTH C-HR-I/N-A-STL TH>4.75 MM	8968	978630	40	24953
720826 OTH C-HR-I/N-A-STLTH=3-4.75MM	18419	57455	5292	122290
720827 OTH C-HR-I/N-A-STL TH<3 MM	21095	920491	1387	210709
720836 OTH C-HR-I/N-A-STL TH>10 MM	317285	337623	654490	786710
720837 OTH C-HR-I/N-A-STL TH4.75-10MM	17725	671620	122244	2335314
720838 OTH C-HR-I/N-A-STL TH 3-4.75MM	809709	5600297	1025329	5474937
720839 OTH C-HR-I/N-A-STL TH<3 MM	1546815	10398408	3616617	15741973
720840 NOT IN COIL I/S H-ROL W/PATERN		37534	7801	168879
540772 OTH WOV FAB SYNTH FIL DYED 85%		7627	904	6772

Contd.

10.11 Imports by Economic Categories (Detail)

(In Thousand Rupees)

ITEMS	FEB - 2014	FROM JUL-2013	FEB - 2013	FROM JUL-2012
720851 OTH N/COIL I/S H-ROL TH>10 MM	39239	589725	70143	1312391
720852 OTH N/COIL I/S H-ROLTH>4.75-10	741	387208	9316	194538
720853 OTH N/COIL I/S H-ROL TH>3-4.75	14346	127680	5668	40035
720854 OTH C-HR-I/N-A-STL TH<3 MM	7994	45933	23419	146455
720890 OTH FLT-ROL PROD IRON WD>600MM	53161	1201944	33046	489197
720915 IN COIL I/S C-ROL TH 3MM/MORE	235847	917411	50045	1032428
720916 IN COIL I/S C-ROL TH > 1 < 3MM	312809	2307488	447460	4628678
720917 IN COIL I/S C-ROL TH>0.5-1MM	136652	1204093	54123	1048382
720918 IN COIL I/S C-ROL TH > 0.5 MM	158376	798482	253196	1814963
720925 NOT IN COIL I/S C-ROL TH 3MM/>		6681	1996	24356
720926 NOT IN COIL I/S C-ROL TH>1M<3M	13894	390991	40300	636568
720927 C-ROL I/S TH 0.5 MM TO 1MM	131170	1058078	199916	1033826
720928 NOT IN COIL I/S C-ROL TH<0.5MM	5812	23471	3597	41796
720990 OTH FLT ROL PROD I/S WD>600MM	43890	457708	89630	1324961
721011 I/STL PLAT/COAT TIN TH-0.5MM/>	2211	8830	90	5414
721012 I/STL PLAT/COAT TIN<0.5MM	135263	1088231	250340	1434107
721020 IR/STL PLAT/COAT WITH LEAD	68	68		1712
721030 ELECTROLYTICALLY PLAT/COAT ZIN	289730	1845060	162775	1400449
721041 COR F-R PROD I/S ZINC COAT600	1928	53985	4313	108198
721049 OTH F-R PROD I/S COAT ZINC>600	1230313	9836527	854543	9567475
721050 F-ROL I/ST COAT CHROMIUM OXIDE	46504	445767	50241	832991
721061 I/S PL/COT ALUMINIUM ZINC ALLY	18450	395887	78136	456574
721069 OTH F-ROL PROD I/S PL/COT ALUM		32		
721070 FR I/S PAINT/VARN, COATED PLAS	200398	1247996	230564	1364924
721090 OTH F-ROL PRD I/NA-ST CLD,COAT	9163	229784	31858	403671
721114 OTH F-ROLL I/S WD<600MMTH>4.75	16718	108906	16168	142512
721119 OTH F-ROLL I/S WD <600MM-CR	8072	79296	10300	101982
721123 F.ROL I/ST CR WT<0.25% CARBON	579	13258	9063	68605
721129 OTH F-ROL PROD C/ROL WD<600MM	8991	54553	7054	111395
721190 OTH F-ROL PROD I/STL WD<600MM	30480	383777	84324	417497
721210 F-ROL PROD I/NA STL PLATE/COAT	6939	41003		4531
721220 I/S ELECTROLYTICAL PL/CT W/ZINC	9696	162972	10315	92138
721230 I/STEEL OTH WISE PL/CT W/ZINC	5024	86234	4756	71128
721240 I/STEEL PAIN/VAENI/COT W/PLAST	89	15893	2003	11371
721250 I/STEEL OTHWISE PLATED/COATED	6330	64834		26727
721260 CLAD,FLAT ROLLED PRODUCT I/STL	117	156		273
721310 BARS/RODS HOT/ROL I/S,CON RIBS	11374	85820	20897	117683
721320 BARS/RODS HOT/ROL FREE-CUT STL			113	141
721391 OTH CIRCULAR C/SEC <14 MM DIA	38819	1127559	111443	1416658
721399 OTH BAR/ROD H-ROL IRR-WND-COIL	19318	238438	37017	180133
721410 BAR/RODS IRON NA STEEL FORGED		34067	201	134787
721420 BAR/ROD I/S CON RIBS GROOVES	19617	423472	66079	158069
721430 OTH BAR/RODS OT/THAN HEAD72.13	2148	7333	891	1256
721491 OTH BAR/ROD I/S RETANGULAR C/S		633		963
721499 OTH BAR/ROD I/S O/THN H-72.13	42611	370414	137096	699599
721510 BARS/RODS FREE CUT STEEL COLD	5601	30636	17044	68172
721550 OTH BAR,ROD COLD-FORMED OF I/S	4599	21562	471	19926
721590 OTH BAR/RODS,OTH NONALLOY STEL	47	16214	3685	25574
721610 U,I,H SECTIONS H-ROL HIGH-80MM	241	11877	225	845
721621 L SEC H/ROL HT<80 MM 1/NA STEL		2208		5721
721622 T SEC H/ROL HT<80 MM 1/NA STEL		2100		1650
540772 OTH WOV FAB SYNTH FIL DYED 85%		7627	904	6772

Contd.

10.11 Imports by Economic Categories (Detail)

(In Thousand Rupees)

ITEMS	FEB - 2014	FROM JUL-2013	FEB - 2013	FROM JUL-2012
721631 U,I OR H SEC H-ROL HT 80M 1/ST	16287	78009	20539	136404
721632 I SECTION		87705	88588	235582
721633 H SECTION		213586	34305	339976
721640 L&T SEC H-ROL HT 80MM OR MORE	55	9890		44119
721650 OTH ANGLE/SHAPE SEC HOT H/ROL			9362	25159
721661 ANGLE/SHAPE SEC COLD/ROLL	865	4585		149
721669 OTH ANGLE/SHAPE SEC I/S C-ROLL	5945	28231		9011
721691 OTH C/FORM I/ST FLAT ROL PROD	656	2752	1822	27523
721699 OTH ANGLE/SHAPE SEC IRON/STEEL	11799	41551	900	14323
721710 WIRE OF I/S NOT PLATED/COATED	24551	109914	1991	117838
721720 WIRE OF I/S PLATED/COAT W/ZINC	3273	84724	4873	71608
721730 WIRE I/S PLATED/COAT W/O B-MIL	99951	561616	62319	376508
721899 OTH SEMI-FINISHED PRO ST/STEEL		280		5006
721911 F/ROL PROD ST/STEEL HR TH>10MM	113	3190		17362
721912 COILS ST/STEL-HR TH>4.75-10MM	331	18923		2093
721913 COILS ST/STEL-HR TH>3MM-4.75MM		3734		7588
721914 COILS ST/STEL-HR TH>3MM	2319	46636	117	21807
721921 COILS ST/STEL-HR TH>10MM		7911	951	11692
721922 COILS ST/STEL-HR TH>4.75-10MM		60024	2209	33821
721923 COILS ST/STEL-HR TH>3MM<4.75MM	1040	39141	8718	129561
721924 COILS ST/STEL-HR TH>3MM		64997	7260	15126
721931 COILS ST/STEL-CR-TH >4.75 MM		20364	3588	58746
721932 COILS ST/STEL-CR-TH>3MM-4.75MM	8993	47685	22965	55934
721933 COILS ST/STEL-CR-TH >1MM <3MM	46310	189121	7525	124800
721934 COILS ST/STEL-CR-TH>0.5MM<1MM	52366	379972	59839	308364
721935 COILS ST/STEL-CR-TH >0.5MM	158404	1135361	94709	582286
721990 OTH F/ROL PROD ST/ST WD>600 MM	521558	3846849	426408	3839860
722011 F-ROL ST/STEEL H-ROL TH>4.75MM		1664	2812	5040
722012 F-ROL ST/STEEL H-ROL TH<4.75MM		21929	407	5187
722020 COILS ST/STEEL H.ROLLIH <600MM	55754	407224	41086	428733
722090 OTH F/ROL PROD,ST/ST WD <600MM	589	70591	4568	61651
722100 BAR/RODS H/ROL IN COIL ST/STEL		373		15704
722211 BAR/ROD ST/ST NEW H/ROL CC/SEC	11865	108236	16856	106947
722219 OTH BAR/ROD ST/ST NEW HOT/DRWN	1580	15638	503	12042
722220 BAR/ROD ST/ST NEW C/FOR,C/FIN	11891	48084	6270	61338
722230 OTH BAR/ROD OF STAINLESS STEEL	19124	90852	10923	110957
722240 ANGLE/SHAPES&SECTION ST/STEEL	4058	6165	381	10238
722490 OTH SEMI-FIN PROD OTH A/STEEL		474		5693
722511 GRAIN-ORIENTED SIL-ELEC-STEEL	23529	524362	79255	1197302
722519 OTH F/ROL PROD SIL-ELEC-STEEL	192762	1895668	276281	1643462
722530 OTH NEW HOT/ROLLED IN COILS	480483	2696706		55533
722540 OTH NEW HOT/ROLLED NOT IN COIL	62517	441763	6682	39381
722550 OTH ALLOY STEEL NOT WORK(RDUC)	28220	201831	6826	39948
722592 FLATROLLED PROD O/W ZINC PLATE		616		
722599 OTH F/ROL PROD OTH ALLOY STEEL	250645	1419923	166651	929167
722611 GRAIN-ORIENTED SILICON ELEC ST	3465	123178	9070	336587
722619 OTH FLAT ROLL\PROD SILICON E/S			8300	13460
722691 OTH FLATROL PROD NOTWORK HOT/R		501		8233
722692 OTH F/ROLL PROD NOTWORK COLD/R	20026	113607	23576	58554
722699 OTH F/ROL PROD OTH ALLOY STEEL	117	27091	1480	24532
722790 OTH BAR/ROD H/ROLL W/COIL A/ST	269051	1302189	207195	1351544
540772 OTH WOV FAB SYNTH FIL DYED 85%		7627	904	6772

Contd.

10.11 Imports by Economic Categories (Detail)

(In Thousand Rupees)

ITEMS	FEB - 2014	FROM JUL-2013	FEB - 2013	FROM JUL-2012
722810 BAR/RODS OF HIGH SPEED STEEL		12795		1403
722820 BAR/RODS OF SILICO-MAG STEEL	209	4928	327	4258
722830 OTH BAR/ROD HOT ROLLED	16641	353380		692935
722840 OTH BAR/ROD NOWORK FORGED	2650	25720	4963	29315
722850 OTH BAR/ROD NOWORK C/FOR,C/F		1592		5463
722860 OTH BAR/ROD ALLOY STEEL NES	9878	59574	80	36638
722870 ANGLES, SHAPES AND SECTIONS		11931		15463
722880 HOLLOW DRILL BARS AND RODS	822	12108		3476
722920 WIRE OTH ALLOY STEEL SILICOMANG	15405	27595	4681	34442
722990 OTH,WIRE OF OTHER ALLOY STEEL	4679	104760	12901	107732
730110 SHEET PILING IRON AND STEEL	359874	391893	35456	192450
730120 ANGLE SHAPES & SECTIONS OF I/S		3474		2792
730210 RAILS OF IRON AND STEEL	292	16292	763941	1917472
730230 SWITCH BLADE, CROSS-FROG P/ROD			68	30405
730240 FISH-PLATES AND SOLE PLATES		1473		3311
730290 OTHER MATERIALS JOINTING RAILS	21079	23363		11256
730300 TUBE/PIPE,HOLLOW PROFILE C/IRON	26219	46390	123	87406
730411 L.P FOR OIL&GAS S-STL SEAMLESS	11671	68141	5299	37074
730419 OTH LINE PIPE I/S FOR OIL&GAS	16115	445903	290415	1554137
730422 DRILL PIPE S-STL DRILL OIL/GAS		28890	22488	22898
730423 OTH DRILL PIPE I/S FOR OIL&GAS	212580	2821304	749187	2949285
730424 OTHER PIPE OF STAINLESS STEEL		25932		143706
730429 OTH CASING,TUBING I/S-OIL/GAS	375390	2359272	370497	3353900
730431 O- COLD-ROLLRD C.C.SEC I/N.A.S	23517	148497	19489	168570
730439 OTH CROSS SECTION OF N.A-STEEL	112220	1482190	135338	877015
730441 COLD ROLD CR-SEC OF STAIN-STL	7646	84954	5146	124219
730449 OTH CROSS SECTION OF STAIN-STL	32193	333724	42367	185356
730451 O-C.C.SEC COLD ROL(ALLOY-STL)		17739	1062	1062
730459 O-CIR CROSS SEC OF (ALLOY-STL)	23883	66557	1945	67974
730490 O-TUBE PIPE/HOLLOW -PRO SEAMLE	27250	852341	6008	545359
730511 LINE PIPE USED OIL/GAS WELDED		18777	47757	1340107
730512 OTH LINE PIPE USED OIL GAS WLD	26181	39633		
730519 OTH LINE PIPE USED OIL/GAS P/L	9647	73229	27337	139714
730520 CASING FOR DRILLING,OIL/GAS				52638
730531 OTHER, LONGITUDINALLY WELDED		89534		
730539 OTHER, WELDED TUBES AND PIPES		49676	36018	162548
730590 OTHER, TUBES AND PIPES	104	5497	793	38176
730611 L.P-WELDED OF STA-STL(OIL/GAS)	1030	3361		8503
730619 OTH-LINE PIPE O/G PIPELINE I/S	73167	250440	987	16368
730621 CAS/TUB WELDED LINE PIPE STA-S		546		314
730629 O-CASING/TUB LINE PIPE O/G I/S	10000	33203	1149	10760
730630 COPPER COAT MILD STL TUB-8.5MM	49091	310302	16737	348697
730640 O-WELDED C.C.SEC OF STAIN-STL	65651	748443	68030	794153
730650 O-WELDED C.C.SEC NON ALLOY-STL	19800	265060	21471	185630
730661 O-TUBE,PIPE WELD SQUARE C-SEC	7162	74296	1025	13786
730669 TUBE/PIPE WELD OF OTH C.C-SEC		791		
730690 OTH TUBE PIPE HW-PROFILR I/STL	78981	201636	39004	140883
730711 CAST FIT N-MALLEABLE CAST-IRON	566	39271	2888	18623
730719 OTHER, CAST FITTINGS	23560	324552	29864	281592
730721 FLANGES, OF STAINLESS STEEL	5110	45410	1394	58187
730722 THREADED ELBO,BEND,SLV S/STEEL	1723	197785	756	51083
540772 OTH WOV FAB SYNTH FIL DYED 85%		7627	904	6772

Contd.

10.11 Imports by Economic Categories (Detail)

(In Thousand Rupees)

ITEMS	FEB - 2014	FROM JUL-2013	FEB - 2013	FROM JUL-2012
730723 BUTT WELDING FITTING STAINSTEL	7682	29897	20902	40752
730729 OTH TUBE,PIP FITTING STAINSTEL	55001	440146	40943	250553
730791 FLANGE AIR-P AGRIL-TRACTOR<=80H	33772	256463	46636	181012
730792 THREAD ELBO,BEND/SLV IRN/STEEL	3790	104104	6526	47358
730793 BUTT WELDING FITTING IRON/STEL	14496	129837	25948	138348
730799 OTH TUBE,PIP FIT IRN/STEL NEC	231869	1768727	246905	1680590
730810 BRIDGES AND BRIDGE-SECTIONS	409494	751107	67712	318452
730820 TOWERS AND LATTICE MASTS		447571	207749	650252
730830 DOR,WIN/FRAMES,TH-HOLD,FORDORS	29259	173943	24457	38307
730840 EQUIP SC-FOLD SHUT PROP PITPRO	170	58056	7400	101453
731100 CONT COMPRESSED/LIQEID GAS IR/S	38529	559543	24230	286275
731210 STANDARD WIRE ROPES AND CABLES	41627	404895	40404	521699
731290 OTH WIRE,ROPE,CABLE,SLINGS I/S	2988	202048	1638	457837
731300 BRABED WIRE OF I/S TNIS HOOP	316	25777	5482	20395
731412 ENDLESS BAND MACH STEL W-CLOTH	900	4630		7769
731414 OTH WOVEN CLOTH OF STAIN STEEL	4287	41098	2166	25449
731419 STEEL CORD FABRIC LIN MNF TYRE	5303	27549	733	13149
731420 GRIL NET FENC W/LD D=3MM MS100	1366	9135	23707	27718
731431 OTH GRL NEW FENC/WLED COID ZNC				677
731439 OTH GRL NET FENCING AT INTSEC	293	2384		7488
731441 OTH CLO GRL NET FENC PL/COT ZN	13079	95791	9246	61227
731442 OTH CLO GRL NET FENC PL/COT PL	743	18727	1860	13733
731449 OTH CLO GRL NET /FENFING	11551	79476	3515	80895
731450 EXPANDED METAL OF IRON OR STEL				64962
731511 ARTICULATED LINK ROLLER CHAIN	48078	415918	29542	260311
731512 OTHER CHAIN, ARTICULATED LINK	8270	130839	12638	130278
731519 PARTS, ARTICULATED LINK CHAIN	380	15878	14	7083
731520 SKID CHAIN		25		1406
731581 STUD LINK	59	5353	1475	4535
731582 OTHER, WELDED LINK	3214	9769	419	8012
731589 OTHER CHAIN,	1184	32212	2785	32200
731590 OTHER PARTS OF CHAIN	758	9341	2996	13215
731600 ANCHORS,GARPNELS PARTS IRON/ST	1538	49650	626	15767
731700 NAILS,TAKES,DRAWING PINS IR/ST	20253	154052	13130	125495
731811 COACH SCREW I/S THREADED		2138	467	5193
731812 OTH WOOD SCREW I/S THREADED	1076	12049	1826	4261
731813 SCREW HOOKS,SCREW RING RVT I/S	55	1535	183	2186
731814 SELF-TAPPING SCEWS, THREADED	15114	105331	13168	70830
731815 OTH SCREW,BOTLS W/N NUT/WASHER	170631	932681	95829	748053
731816 NUTS, THREADED OF IRON/STEEL	30863	213317	17616	183927
731819 OTH BOLT,NUT,WASHER,RVT I/S TH	21766	128098	17826	130523
731821 SPRING WASHER LOCK WASHER N-TH	6700	50655	1161	33908
731822 OTHER WASHERS. NON-THREADED	6288	63981	10691	56255
731823 RIVETS, NON-THREADED	24953	388233	39254	392413
731824 COITERS/PINS NON THREADED I/S	788	5234	408	2870
731990 OTH KNITTING NEDLS,CRO HOOKS	6888	55324	2998	42622
732010 LEAF-SPRINGS&LEAVES THEREFOR	7149	73109	6063	36904
732020 HELICAL SPRINGS	682	14560	306	7459
732190 PARTS OF I/S,COOK APPLI&PLAT-W	5403	46247	1554	20775
732211 RADIATORS/PARTS CAST IRON E-EL	1482	4136		155
732219 OTH RADIATOR AND PARTS THEREOF	1252	19601	2329	37601
540772 OTH WOV FAB SYNTH FIL DYED 85%		7627	904	6772

Contd.

10.11 Imports by Economic Categories (Detail)

(In Thousand Rupees)

ITEMS	FEB - 2014	FROM JUL-2013	FEB - 2013	FROM JUL-2012
732490 OTHER, INCLUDING PARTS	5279	38018	4891	33181
732510 OTH CAST ARTI I/S N-MEL C-IRON	2132	28703		105
732591 GRINDING BALLS SIMI ARTI MILLS	49065	106752		11029
732619 OTH ART FORGED/STAMPED N-WORK	45885	409958	52490	385947
732620 ARTICLES OF IRON OR STEEL WIRE	7453	24751	3614	27406
740500 MASTER ALLOYS OF COPPER.		216		3197
740610 COPER-POW OF NON-LAMELLAR STRU	2486	15204		9514
740620 COPER-LAMELLAR STRUCTURE FLAKE	2260	69627	7205	48032
740710 BAR,RODS OF REFIND COPPER	159223	1771262	22223	527226
740721 COPPER BAR,ROD PROFIL ZINC BAS	32246	364012	60566	352534
740729 OTH BAR,ROD,PROFIL COPP ALLOYS	14606	51615	4873	57284
740811 WIRE REF COPP MAX CR-SEC DI>6M	9681	42371		47384
740819 OTHER, WIRE OF REFINED COPPER	3466	97283	13571	106973
740821 WIRE OF COPPER ALLOY ZINC BASE	7310	28703	6353	33002
740822 WIRE OF COPPER ALLOY NICK BASE		4828		3788
740829 OTH WIRE OF COPPER ALLOYS ETC	424	1880	947	2194
740911 PLAT,SHEET,STRIP REF COPP COIL	18500	148091	17290	81451
740919 OTH PLAT SHEET&STRIP REF COPP	1237	6242	1041	8611
740921 PL,SH&STRIP COPP ZINC BAS COIL	10287	105121	1333	95370
740929 OTH PL/SH/STRI COPP ZINC BAS	6748	24398	202	5245
740931 PL/SH/STIRIP COPP TIN BAS COILS		3997		
740939 OTH PL/SH/STIRIP COPP TIN BAS-C		344		1129
740940 PL/SH/STIRIP COPP NICKLE BASE		1502		2219
740990 PL/SH/STIRIP OTH COPP ALLOYS NS		117	28	538
741011 FOIL REFINED COPP NOT BACKED	44781	380227	80868	500332
741012 FOIL OF COPP ALLOYS,NOT BACKED	69818	332771	62255	469652
741021 FOIL OF REFINED COPPER,BACKED	6439	43958		60501
741022 FOIL OF COPPER ALLOYS,BACKED	2501	4440		1858
741110 TUBE & PIPE OF REFINED COPPER	214444	972746	117415	795351
741121 TUB&PIPE COPP ZINC BAS ALLOYS	1884	14383	6396	20462
741122 TUB&PIPE COPP NICKLE BAS ALLY				1576
741129 OTH TUBE&PIPE OF OTH COPP ALLY	745	14157	311	14938
741210 COPP TUBE/PIPE FIT REF COPPER	107	619		2241
741220 COPP TUBE/PIPE FIT COPP ALLOYS	8847	48527	6937	29517
741300 STANDARD WIRE,CAEL PL-BAND-NEI	320	81985	127	77410
741510 NAIL,TACK,DRW-PIN,STAPL,S-ARTI	1680	4842	1042	3462
741521 WASHERS/INCL SPRING WASH N-THR	223	1276	9	155
741529 OTH NOT THREADED ARTI COPPER	2538	9649	898	5989
741533 OTH THRD SCREW,BOLT,NUT COPPER	864	2482	301	5839
750400 NICKEL POWDERS AND FLAKES.	4729	13600		13771
750511 BAR,ROD,PROFILE NICKLE N-ALLOY		344		
750512 BAR,ROD,PROFILE NICKLE ALLOYED	136	1260		1573
750521 WIRE OF NICKEL, NOT ALLOYED	1395	4056		1156
750522 WIRE OF NICKEL, ALLOYED	4790	16748	5776	27282
750610 PLAT,SHET,STRIP,FOIL NICK N-AL		52060	175	37068
750620 PLAT,SHET,STRIP FOIL NICK ALOY	102	17440		11287
750712 TUBE & PIPE OF NICKEL ALLOYED	1500	40125	2159	37818
760200 ALUMINIUM WASTE AND SCRAP.	345319	2791879	223793	2751863
760310 POWDER OF NON-LAMELLAR STRUCTU		10010	2504	9907
760320 POWDER OF LAMELLAR STRU FLAKES	3447	17800	1978	25041
760410 BAR ROD PROFILE ALIM NOT ALLOY	1826	19741	10441	44385
540772 OTH WOV FAB SYNTH FIL DYED 85%		7627	904	6772

Contd.

10.11 Imports by Economic Categories (Detail)

(In Thousand Rupees)

ITEMS	FEB - 2014	FROM JUL-2013	FEB - 2013	FROM JUL-2012
760421 HOLLOW PROFILES OF ALUM ALLOYD	283	9907		1989
760429 OTH BAR,ROD&PROFIL ALUM ALLOYD	2585	26603	1171	29295
760511 ALMU WIRE N-ALLOY MAX DIA>6MM	358	113377		73993
760519 OTH ALUMINIUM WIRE NOT ALLOYED	11737	41126	1789	45415
760521 ALUM WIR ALLOY MAX CRS DIA>7MM	3310	25741	538	2800
760529 OTH ALUMINUM WIRE, ALLOYED	9166	36690	4578	29102
760611 RECTANGLE&SQUARE ALUM NOT ALLY	87921	403569	40287	285305
760612 RECTANGULAR/SQ ALUM MOTALLOYED	79644	586257	66049	592800
760691 OTH PL,SHEI,STIRL ALUM NOT ALOY	11631	19041	2730	52486
760692 OTH PL,SHEI&STRIP ALUM ALLOYED	21309	147410	1675	118647
760711 ALUM FOIL ROLLED N-WORK/BACKED	291482	1644465	147454	1247145
760719 OTH ALUMINIUM FOIL NOT BACKED	143508	847075	99959	830327
760720 ALUMINUM FOIL, BACKED	155755	1027640	166834	926764
760810 TUBE, PIPE OF ALUM NOT ALLOYED	1300	3358	20	13861
760820 TUBE, PIPE OF ALUM ALLOYED	25470	69355	8502	82498
760900 ALUM TUBE,PIPE FIT(COUP/ELBOW)	2706	15181	2289	9690
761010 DOORS,WINDOW, FRAMS,THRESHOLDS	2445	19626	379	34612
761300 ALUM CONT FOR COMP/LIQUE GAS	6852	40936	1150	23751
761410 STAND WIR,CABL PL,ALU S-CORE	6	706343		56
780200 LEAD WASTE AND SCRAP.		13762		12641
780419 OTHER , LEAD PLATES	148	3427		23249
790310 ZINC DUST(BLUE POWDER)	3927	20341		2426
790390 OTHER ;ZINC POWDER AND FLAKES		1861		115
790400 ZINC BARS,RODS,PIROFILE&WIRE	1039	18876		20530
800200 TIN WASTE AND SCRAP.		79		
811300 CERMEIS&ARTICLE INCL WAS/SCRIP				627
820110 SPADES AND SHOVELS	961	2235	130	1492
820130 MATTOCKS, PICKS, HOES & RAKES	48	403		32
820140 AXES,BILLS HOOKS&SIMI HEW TOOL		217		299
820150 SECATEURS&ONE-HAND PRUNERS SHR				48
820160 HEDGE SHEARS, TWO-HAND PURNING		169		850
820190 OTH HAND TOOL AGRICUL,HORTICUL	419	9849		613
820210 HAND SAWS	2689	23237	3930	18479
820220 BAND SAW BLADES	759	7625	272	6644
820231 CIRCULAR SAW BLADE WITH STEEL	3633	24636	3050	18144
820239 OTH CIRCULAR SAW BLADE,O/MATER	1638	15864	2186	13873
820240 CHAIN SAW BLADES	2521	7214	187	7776
820291 STRAIGHT SAW BLADES,WORK METAL	73	4411	547	2472
820299 OTHER SAW BLADES	6299	69504	6075	41215
820310 FILES, RASPS & SIMILAR TOOLS	1356	82318	5060	55470
820320 FILERS,PINCERS,TWEEZERS S-TOL	17566	85294	12707	70508
820330 METAL CUTTING SHEARS&SIM TOOLS	982	12223	5173	23719
820340 PIPE CUTTERS BOLD CROPPERS,ETC	1144	18899	1789	11203
820411 NON-ADJUS H-OPER SPANER,WRENCH	16881	158755	16030	110387
820412 ADJUSTABLE H-OPER SPANER,WRENC	19935	121189	11894	79217
820420 INTERCHAGEABLE SPANNER SOCKETS	1809	21009	18170	40464
820510 DRILLING,THREADING TAPPING TOL	773	13216	622	4974
820520 HAMMERS AND SLEDGE HAMMERS	2773	20473	2395	16079
820530 PLANES,CHISELS,GOUGE WOOD WORK	841	2793	321	2319
820540 SCREW DRIVERS	8794	48503	7610	40159
820551 OTHER HAND TOOLS H-HOLD N.E.S.	1792	5953	1529	3876
540772 OTH WOV FAB SYNTH FIL DYED 85%		7627	904	6772

Contd.

10.11 Imports by Economic Categories (Detail)

(In Thousand Rupees)

ITEMS	FEB - 2014	FROM JUL-2013	FEB - 2013	FROM JUL-2012
820559 OTH HAND TOOL(GLAZZIER DIMOND)	21603	216907	16739	174084
820560 BLOW LAMPS		173		18
820570 VICES, CLAMPS AND THE LIKE	1169	10468	2023	13286
820590 SETS OF ARTI.TWO/MORE,SUB-HEAD	11827	51497	1491	14739
820600 TOOL TWO/MORE OF H.82.02TO.05	2612	28989	2440	40309
820713 ROCK DRILLING,EARTH BORING TOL	5152	15999	4157	15400
820719 OTH INC PARTS ROCK DRIL,E-BORI	254594	1523665	306086	1407304
820720 DIES FOR DRAWING/EXTRUD METAL	30874	96568	3928	88827
820730 TOOL FOR PRESS, STAMPING/PUNCH	20331	138644	6265	46389
820740 TOOLS FOR TAPPING OR THREADING	697	53685	3496	24347
820750 TOOL FOR DRILLING O/T ROCK DRL	17052	256291	11817	235310
820760 TOOLS FOR BORING OR BROACHING		28474	1113	27049
820770 TOOLS FOR MILLING	4417	30933	4969	18862
820780 TOOLS FOR TURNING	3141	23483	9127	36105
820790 OTH INTERCHANGEABLE TOOLS	119792	476462	21882	255808
820810 KNIVS&CUTING BLADE METAL WORK	245	28890	736	22398
820820 KNIVS CUTING BLADE WOOD WORK.	702	20575	954	11190
820830 KNIVS&CUTING BLADE KITCHEN APP	117	5441	963	9733
820840 KNIVS&CUTING BLADE AGRI HORT	6683	14879	616	12424
820890 OTH KNIVES CUTING BLADES F/MAC	57074	513961	75861	348420
830260 AUTOMATIC DOOR CLOSERS	3867	43731	470	23556
831190 OTH WIRES&RODS AGGLOMTR B/METAL	16919	90967	4771	52619
840130 FUEL ELEMENT NON-IRRADIATED				435
840140 PARTS OF NUCLEAR REACTORS		1430825		1039899
840211 WATERTUBE BOIL S/PROD>45T/H	352937	724376	499350	4442679
840212 WATERTUBE BOILER S/PROD-45T/H	44104	210507		78004
840219 OTH VAPOUR GENERATING BOILERS,		1568617	713	1322880
840220 SUPER-HEATED WATER BOILERS		9397		
840290 PARTS OFSTEAM/OTH VAPOUR G/BOL	121020	1446331	11441	2043056
840310 BOILERS	2048	16889	1746	7891
840390 PARTS CENTRAL HEATING BOILERS	119275	164720	16	37554
840410 AUXILIARY PLANT FOR BOILER	75191	85360	67851	812776
840420 CONDENSERS STEAM/VAP POW UNIT		124341		78256
840490 PARTS MASHINE H-8404.1000	3906	269042	44974	786765
840510 PRODUCER WATER GAS GENERATORS	284034	1002534	152658	233166
840590 PART PROD GAS WATER GENERATOR		29004	3223	7813
840681 OTH TURBINE OUTPUT EXCEED 40MW		278026	2273934	8515467
840682 O-TURBINE OUTPUT NOT EXC 40MW	51072	333105	99293	1433690
840690 PARTS OF STEAM TURBINES	55002	3627324	2574087	4405315
840710 AIRCRAFT ENGINES		1058861	238034	2188734
840721 MARINE PROPULSION ENGINES	23286	306037	14410	306403
840729 OT MARINE SPARK-IGN-ROTRY ENG.	1618	2371426	7555	8085
840731 PISTION ENGINE CAPACITY-50CC		566	51	1443
840732 PISTON ENG CAPACITY 50-250CC	50173	309099	13217	164707
840733 PISTON ENG CAPACITY 250-1000CC	4055	49070	2819	25332
840734 PISTON ENG CAPACITY EXL1000CC	6686	67157	7399	85403
840790 OTH ENGINES	89375	309181	56149	268762
840810 MARINE PROPULSION ENG-DIESEL		10466	1892	585904
840820 ENGINE FOR VEH CHAPTER-87	142174	371133	21537	222320
840890 OTH ENGINES	70079	607619	50420	515208
840910 PARTS FOR AIRCRAFT ENGINES		1517	147	959
540772 OTH WOV FAB SYNTH FIL DYED 85%		7627	904	6772

Contd.

10.11 Imports by Economic Categories (Detail)

(In Thousand Rupees)

ITEMS	FEB - 2014	FROM JUL-2013	FEB - 2013	FROM JUL-2012
840991 PARTS, SPARK-IGNITION PIST ENGIN	482616	4234278	801303	5237765
840999 OTH PART, COMPRES-IGN PIST ENG	578863	4775228	313549	3829367
841011 HYD, TURBINE, WATER WHEEL-1000KW		340600		
841012 HYD, TURBINE W/WHEEL-1000-10000KW	251972	416445		
841013 HYD TURBINE, W/WHEEL>10,000KW	761565	1031376		366002
841090 PARTS, INCLUDING REGULATORS	12412	257307	168	806488
841111 TURBO-JET THRUT NOT EXCEED25KN		284758		
841122 TURBO-PROPLER EXCEED 1100KW	5671	5831		
841181 OTH GAS TRBIN NOT EXCD 5,000KW		33074		923449
841182 OTH GAS TURBIN EXCE-5,000KW		1216896		750824
841191 PARTS TURBO-JET /PROPELLERS	2458	3901		178
841199 OTH, PARTS OF GAS TURBINES	2149182	9963405	574088	2905795
841210 REACTION ENG OTH THAN TURB-JET				281
841221 LINEAR ACTING, HYD ENGINEMOTOR	1544	15649	1591	17990
841229 OTH, HYDRAULIC POWER ENGINEMOTOR	22914	110765	1556	64666
841231 LINERA ACT, PNEUMATIC ENGINEMOTOR	2427	18561	3322	28920
841239 OTH, PNEUMATIC ENG & MOTOR	6621	45656	2097	30314
841280 OTH, ENGINES AND MOTOR	1220	4138851	28	4360
841290 PARTS OF ENGINES AND MOTOR	14483	123641	17623	2584109
841311 PUMPS FOR DISPENSING FUEL/LUB	29440	517904	100942	368460
841319 O-PUMP FITTED MEASURING DEVICE	9153	489721	25909	267506
841320 HAND PUMP O/THN H-841311, 19	1004	4612	505	8406
841330 FUEL LUBRICATING/COOLING PUMPS	214059	1087228	20840	991475
841340 CONCRETE PUMPS		708449	29625	139327
841350 OTH POSITIVE DISPLACEMENT PUMP	14901	136792	79182	219150
841360 OTH ROTARY DISPLACEMENT PUMP	10040	69492	412	83417
841370 OTH CENTRIFUGAL PUMS	122435	1332323	363849	1836932
841381 OTH PUMS LIQUID ELEVATORS	41074	736016	220719	670313
841382 LIQUID ELEVATORS	1093	161438		386384
841391 PART OF PUMPS	146141	1108104	123845	1166837
841392 PARTS OF LIQUID ELEVATORS PUMP	65	12238	9	609
841410 VACUUM PUMS	27566	113845	11247	113088
841420 HAND/FOOT OPERATED AIR PUMS	6158	23539	1761	14858
841430 COMPRESSOR REFRIGERATOR EQUIP	1437374	6766683	1182640	5903842
841440 AIR COMPRESSORS MOUNTED W/CHAS	26663	117039	890	379986
841451 FANS TABLE, FLOOR, WALL, WINDOW	88919	386399	64964	287766
841459 OTH FANS	29545	272217	23107	335544
841460 HOODS MAX-HORIZONTAL SIDEL20CM	12952	106361	8034	74707
841480 OTH GAS COMPRESOR&RECYCL RODS	695066	3014530	305793	2523815
841490 PARTS AIR/VACUUM PUMPS ETC.	155516	1131397	169645	1613196
841510 WINDOW/WALL TYPE AC/SPLIT SYS	163005	1273595	79422	651318
841520 A.C.MACHINES FOR MOTOR VEHICLE		1568		318
841581 A.C.MACH COMP MOTOR DRI FAN	32401	103830	2830	123967
841582 O- AC INCOR REFRIGIRATING UNT	13905	241541	9407	122346
841583 OTH A.C. MACH NOT REFRIG UNIT	91906	293826	11573	676957
841590 PARTS OF AIR CONDITION MACHINE	536561	2555230	395966	1622630
841610 FURNACE BURNERS LIQUID FUEL		13956	5578	7791
841620 OTH FURNAC BURNER INCL COMBINT	10976	107359	5897	80649
841630 MECHANICAL STOCKERS GRATES ETC	98895	400802		18555
841690 PART OF BURNRS OTH ART OF 7412	15300	66703	3125	102781
841710 FURNAC & OVEN F/ROAST/MELTING	39153	194431		212524
540772 OTH WOV FAB SYNTH FIL DYED 85%		7627	904	6772

Contd.

10.11 Imports by Economic Categories (Detail)

(In Thousand Rupees)

ITEMS	FEB - 2014	FROM JUL-2013	FEB - 2013	FROM JUL-2012
841720 BAKERY OVENS INCL BISCUIT OVEN	11434	155035	22602	63248
841780 OTHER FURNANCE AND OVENS INDUS	29046	286950	51605	585173
841790 PART OF INDUSTRIAL LAB FURNACE	5014	158973	8755	81466
841810 COMBINED REFRIG-FREEZE W-DOORS	11335	50901	5752	143163
841821 REFRIGERATORS HOUSEHOLD TYPE	46533	256493	29408	327435
841829 OTH REFRIGERATOR HOUSHOLD TYP	13953	135694	9637	126910
841830 FREEZERS OF CHEST TYPE	626	11305	215	19236
841840 FREEZERS OF THE UPRIGHT TYPE	2096	306448	4443	20909
841850 O-FURNI-STORAGE,DISPLY FRZ EQU	2666	262635	12110	42027
841861 OTH REFRIG FREZ EQPT HEAT PUMP		33794	431	46236
841869 OTH REFRIG FREZ EQUP HEAT PUMP	51766	1818166	98584	1367895
841891 FURNITURE REFRIG FREEZING EQPT		2292		4917
841899 OTH PARTS REFRIGERATING EQUIPT	265260	1977894	274923	1961118
841911 INSTANT GAS WATER HEATERS	152	58281	1125	87837
841919 OTH INSTANT STRONGWATER HETER	2674	99644	2823	44318
841920 MEDICAL SURGICAL LAB STERILISE	4391	327236	24880	158683
841931 DRYERS AGRICULTUL PRODUCTS		462		25451
841932 DRYERS WOOD PAPER PULP P/BOARD	3230	17835		53165
841939 OTHER DRYERS	24713	1289133	15956	183365
841940 DISTILLING RECTIFYING PLANT	305339	380658	38049	263103
841950 HEAT EXCHANGE UNITS	144443	553163	70655	649584
841960 MACHINERY LIQUIFY AIR O/GASES	32034	113221	4229	392333
841981 OTH MACH PLANT EQPT HOT/COL FD	1602	169322	880	63451
841989 OTH MACHINERY PLANT AND EQPT	830354	6752842	1711080	3061729
841990 PARTS MACH PLANT LAB EQUP ETC.	35505	1224524	115576	446590
842010 CALENDERING OTH ROLL MACHINES		46352		44209
842091 CYLINDER(FOR CALENDERING MACH)		11800	727	6311
842099 OTH PART OF CALENDER MACHINE	1167	13989		12974
842111 CREAM SEPARATORS		1551		
842112 CLOTHES-DRYERS	27	1979	243	2848
842119 OTH CENTRIFUGES INCLUDING DRYR	15515	868876	13441	531972
842121 FILTERING PURIFY MACH&APARATUS	51845	2912587	288520	2950827
842122 FILTERING MACH FOR BEVERAGES		17654	575	102741
842123 OIL&PETROL-FILTER INT.COMBSN	27416	184367	22176	241800
842129 OTH FILTER MACHS APPARATUS NES	48803	459942	28767	350867
842131 INTAKE AIR FILTER COMBITION ENG	64923	412314	35858	1247682
842139 OTH FILTERING PURIFY MACH/APPA	150321	1705279	84031	1088912
842191 PARTS CENTRIFUGES INCL DRYER	38013	444004	43359	449921
842199 PARTS OF FILTERING PURIFY MACH	29719	308794	32547	303470
842211 DISH WASHING MACHINE HOUSEHOLD	569	6397	1094	4958
842219 OTHER DISH WASHING MACHINE	371	4709	1876	18167
842220 MACH CLEANING/DRYING BOTTLE		38803	7596	15922
842230 MACH FILLING/CLOSING BOTTLES	368275	5802826	302127	1969600
842240 OTH PACKING WRAPPING MACHINE	223567	1300999	124346	1530880
842290 PARTS MACH FIL/CLEAN WRAP PACK	115875	1140218	115174	915573
842310 PERSONAL WEIGHING MACHINES	1225	19098	187	25839
842320 SCALES FOR CONT WEIGHING GOODS		1238	998	4397
842330 CONSTANT WEIGHT SCALES/HOPER	47	39448	30	28436
842381 OTH WEIGHT MACHINERY-30KG	2135	15890	1776	9504
842382 OTH WEIGHT MACH CAP-30-5000KG	6530	123290	2944	26798
842389 OTH WEIGHING MACHINERY	42834	164158	29482	378608
540772 OTH WOV FAB SYNTH FIL DYED 85%		7627	904	6772

Contd.

10.11 Imports by Economic Categories (Detail)

(In Thousand Rupees)

ITEMS	FEB - 2014	FROM JUL-2013	FEB - 2013	FROM JUL-2012
842390 WEIGHT MACH WTS ALL KINDS&PART	14527	123623	1248	50532
842410 FIRE EXTINGUISHERS W/N CHARGED	10056	108690	18270	136522
842420 SPRAY GUNS&SIMILAR APPLIANCES	25318	85587	5442	94968
842430 STEAM,SAND ELAST,JET PROJ MACH	619	70599	30	13252
842481 AGRICULTURAL OR HORTICULTURAL	45085	160338	4394	122399
842489 OTH APPL PROJ/DISPERS/SPRY LQD	5639	313493	621	212760
842490 PART MECH APPLIANCE SPRAY ETC.	28727	382015	14155	278105
842511 PULLEY TACKLE HOISTS POWER	10641	50504	2189	56255
842519 O-PULLY/HOISTS/WINCH/CAPSTANS	6576	217655	7317	56533
842531 WINCH CAPSTAN POWER E/MOT	245	19558	872	33502
842539 WINCHES CAPSTAN	13164	50956	4233	16329
842541 JACKS,HOISTS-RAISING VEHICLES		2587	3345	20209
842542 OTH JACKS AND HOISTS HYDRAULIC	14329	126692	12013	74894
842549 OTH MECHANICAL HANDING EQUIPMT	287	3821	45	779
842611 OVERHEAD-TRAVELING CRAN F-SUPO		415329	14156	370748
842612 MOBILE LIFTING FRAME ON TYRES		65748		115058
842619 OTH O/HEAD TRAVEL/TRNSPOT CRAN		1575633	40555	853971
842620 TOWER CRANES		150969	15751	249098
842630 PORTAL OR PEDESTAL JIB CRANES			73	73
842641 O-MACHINERY SELF PROP ON TYRES	714	14944		68914
842649 OTH MACHINERY SELF PROPELLED	871	698643	2443	126281
842691 O-MACH DESIGED MOUNT ROAD VEH	632	7292		756
842699 OTH MACHINERY NOTSELF PROPELED		64222		469
842710 SELF PROPELL TRUCK WITH EL MOT	28432	199767	22634	172919
842720 OTHER SELF-PROPELLED TRUCKS	63752	551976	49414	466712
842790 OTH WORK TRUCK LIFT/HAND EQUIP	21036	121352	3758	38639
842810 LIFTS AND SKIP HOISTS	105043	609036	79497	451861
842820 PNEUMATIC ELEVATORS&CONVEYORS		16385		29266
842831 ELEVATOR/CONVEYOR,UN/GROND USE		416		
842832 OTH ELEVATOR/CONVEYOR BUKT TYP	133	20164	1132	13364
842833 OTH ELEVATOR/CONVEYOR BLT TYPE	106	63969		1265081
842839 OTH CONT ACTELEVATOR,CONVEYOR	45343	346869	26557	317295
842840 ESCALATORS & MOVING WALKWAYS	1497	93082	17504	605925
842860 TELEFERICS CHAIR-LIFT,F/FURNIC	112	2189		2123
842890 OTH MACHINERY LIFT/HANDLE ETC.	5845	252794	15255	241975
842911 TRACK LAYING BULDOZER/ANGLDOZR		214592	10028	335266
842919 BULDOZRS/ANGLEDRO/TRACK LAYING	16470	85769	2081	48924
842920 GRADERS AND LEVELLERS	6553	66748	3741	27069
842940 TAMPING MACHINE & ROAD ROLLERS	116309	286229	14097	148888
842951 FRONT-END SHOVEL LOADERS	28439	1841516	30665	472017
842952 MACHINERY 360 REVOLVG S/STRUTE		2463		78512
842959 OTH MECHANICAL SHOVALS EXCAVOR	235324	1716744	138903	1413523
843010 PILE-DRIVERS /EXTRACTORS	1021	77336	4511	9851
843020 SNOW-PLOUGHS AND BLOWERS		6138		
843031 SELF-PROP COAL ROCK CUTTER		103		
843039 OTH SELFPROP COAL/ ROCK CUTTER		60367	289	4546
843041 OTH BORS SINK MACH SELF-PROPEL	36712	67219		39108
843049 OTH BOR/SINK MACH NOT SELFPROP	234737	6029267	123810	2660931
843050 OTH MACHINERY SELFPROPELLED		23987	14624	65675
843061 TAMP COMPACT MACH NOT SELFPROP	1564	68485	177	4167
843069 OTH MACHINERY NOTSELF-PROPELED	764	16790		36156
540772 OTH WOV FAB SYNTH FIL DYED 85%		7627	904	6772

Contd.

10.11 Imports by Economic Categories (Detail)

(In Thousand Rupees)

ITEMS	FEB - 2014	FROM JUL-2013	FEB - 2013	FROM JUL-2012
843110 PARTS MACHINERY HEADING 84.25	1927	31932	2936	37906
843120 PARTS MACHINERY HEADING 84.27	17529	70712	2412	47086
843131 PARTS OF LIFT SKIPHOLIST&ESCALIT	9699	102689	4867	49557
843139 OTH PARTSLIFT/HANDLE/LOAD MACH	204373	1187203	26979	410105
843141 BUCKETS SHOVELS GRABS & GRIPS		16800	38670	61948
843142 BULLDOZER OR ANGLEDOZER BLADES	596	34080		8446
843143 PARTS BOR/SINK MACHINERY	367304	3838349	297198	2118389
843149 PART MACH HEAD 84.26.84.29-30	487779	2300397	168819	1922905
843210 PLOUGHS		71		706
843221 DISC HARROWS, SCARIFIERS, CULITI	5849	20999		12043
843229 OTH HAROW SCARIFIER WEBER&HOS	9411	9506		4772
843230 SEEDERS PLANERS & TRANSPLANTER	8939	9395		9298
843240 MANURE SPREADER&FERTILISER DIS		317		
843280 OTH AGR HERTIL, FORESTRY MACHRY	14736	87934	16156	40065
843290 PARTS AGR HERTICULTURAL MACHIN	7175	159449	26950	107882
843311 LAWN MOVER PARKS/SPORTS GROUD		3666		3315
843319 OTH MOVER LAWN PARKS SPORIGOOD	186	3665		12033
843320 OTH MOWERS INCLUDING CUTER BAR	487	22927		21347
843330 OTH HAYMAKING MACHINERY	1407	19872		12519
843340 STRAW BALER INCL PICK-UP BALER		106998	2013	44407
843351 COMBINE HARVESTER-THRESHERS	113192	487206	78935	433470
843352 OTH THRESHING MACHINERY				2195
843353 ROOT/TUBER HARVESTING MACHINES		1238		52
843359 OTH HARVESTING MACHINES	4929	8857	2368	14089
843360 MACH CLEAN SORT EGG FRUT AGPRO		2395		3201
843390 PARTS MACH CLEAN/SORT EGG ETC	6108	34680	2913	26481
843410 MILKING MACHINES	42968	129733	2176	213242
843420 DAIRY MACHINERY	5992	107108	424121	2497170
843490 PART MILKING/DAIRY MACHINERY	7025	52466	20817	51770
843510 MACHINERY (PRESSES, CRUSHES)	103	4273		234596
843590 PART OF JUICE EXTRACTING MACHI	99	23911	59	3843
843610 MACHRY PREP ANIMAL FEED STUFS	18177	96142		46112
843621 POULTRY INCUBATORS & BROODERS	16691	184133	41772	447162
843629 OTH POULTRY KEEPING MACHINERY	92041	728237	51695	731963
843680 OTH MACHINERY		21087		48987
843691 PARTS POULTRY KEEP MACH BRODER	3574	47292	78	26912
843699 OTH PART OF AGRI/HORT MACHINER	4679	97268	9943	118450
843710 MACH CLEAN SORT GRAD GRAIN/VEG	67477	432406	39828	340106
843780 OTH MACHINERY	10693	346547	29285	135578
843790 PARTS MACHINE USE MILLINDUSTRY	38638	210934	24927	143991
843810 BAKERY MACH MFG MACARONI SPGTH	6570	340627	59293	700431
843820 MACH MANU CONFECTIONERY COCA	12764	631718	13978	324956
843830 MACHINERY SUGAR MANUFACTURE	30	59005	2665	26445
843840 BREWERY MACHINERY				649
843850 MACH PREPARATION MEAT/POULTRY	1301	68899	677	459099
843860 MACH PREP OF FRUITS/NUTS/VEG.	281	196083		13577
843880 OTHER MACHINERY	61777	471403		179602
843890 PARTS MACH/ND MFG FOOD DRINK	26514	138157	17452	177374
843910 MACHINERY M/PULP FIBEROUS MATAI		1901	1493	79312
843920 MACHINERY MAKE PAPER P/BOARD	11055	160620	31494	347355
843930 MACHINERY FINISH PAPER P/BOARD	3479	98221	27094	133457
540772 OTH WOV FAB SYNTH FIL DYED 85%		7627	904	6772

Contd.

10.11 Imports by Economic Categories (Detail)

(In Thousand Rupees)

ITEMS	FEB - 2014	FROM JUL-2013	FEB - 2013	FROM JUL-2012
843991 PARTS MACHIN PULP FIBROSMATERL		9730	225	93313
843999 OTH PARTS MACHIN PAPER P/BOARD	32133	175054	21879	142892
844010 BOOK-BIND&BOOK-SEWING MACHIN	1387	45759	2974	17784
844090 PARTS BOOK BINDING MACHINERY	153	1171	239	355
844110 CUTTING MACHINES	28139	343383	15007	140187
844120 MACH MAKE BAGS SACKS/ENVELOP	3508	24499		10552
844130 MACHI MAKE CARTONS BOX TUBEETC	1315	20006	790	59148
844140 MACH MOULDING ARTICLE P/P,PULP	556	48568		27491
844180 OTH MACH FOR MAKING P&P/BOARD	7901	26466	8560	85045
844190 PART MAC H-8441.1000,8441.4000	7260	64531	1944	133239
844230 PRINTING MACH, APATUS&EQUIPMEN	7548	55367	1615	62682
844240 PARTS OF THE FOREGOING MACH	1743	16491	1900	29675
844250 PLATE ,CYLINDER/PRINT COMPONE	2626	75148	4628	70340
844311 OFF SET PRINT MACHIN REELFED	5679	51397	7790	75073
844312 SHEET FED,OFFICE TYPE S-22&36	5871	43194	17400	72129
844313 OTH OFFSET PRINTING MACHINERY	37075	626135	24194	124327
844314 LETTERPRESS PRI-MACH REEL FED		2545		900
844315 LT-PRESS P-MACH O/T R-FED,FLEX		2891		1386
844316 FLEXOGRAPHIC PRINTING MACHIN	6771	64467	59474	292461
844317 GRAVURE PRINTING MACHINERY	21482	109703	5851	340240
844319 HOT STAMPING MACHINES	149738	1377495	93214	908419
844331 MACH PERFORM TWO OR MORE FUNCT	12486	79156	15091	81718
844332 PRINTER CONNECT TO AUTOMA DFM	97842	614439	37610	525744
844339 O-MACH REPRODUC ORIGINAL IMAGE	33628	269700	35672	290050
844391 PART/ACCE PRINTING MACH H-8442	17878	170461	50801	221685
844399 PARTS /ACCE OTH PRINTING MACH	63614	413161	39767	407081
844400 MAC EXTRUD CUT M-MADE TEX-MATE		171248		2697245
844511 CARDING MACHINES	383413	2554667	306530	1786838
844512 COMBING MACHINES	10731	169912		19262
844513 DRAWING /ROVING MACHINES	330878	2631068	135859	1026824
844519 OTH MACH TEXTURE FIBRE ETC	166427	2120007	111615	728877
844520 TEXTING SPINNING MACHINES	612805	4616013	305963	1826299
844530 TEXTILE DOUBLING OR TWIST MACH	43490	204943	2660	115208
844540 TEXTILE WINDING MACHINE	407599	4748341	561726	1836724
844590 OTH MACH, TEXTILE FIBRE	571033	1807540	128426	819614
844610 WEAVING MACH FAB WD-NOT>30CM	32715	32879	2553	4709
844621 POWER LOOM WEAV FAB EXCED 30CM		2604		4307
844629 OTH WEAVING MACHINES(LOOMS)	49659	468407	33496	284650
844630 WEAV MACH FAB >30CM SHUTTLES	1180180	5478365	218583	2217201
844711 CIRCULAR KNITTING MACHINE	9138	167400	90898	701706
844712 CIRCULAR KNIT MACH DIA>165MM	18298	321047	33132	206566
844720 FLAT KNIT MACH STITCH-BONDING	40738	102690	7594	81916
844790 OTH MACH GIMPED YARN TULE LACE	273573	2293211	138911	2568578
844811 DOBBIES JACQUARD COPY ETC MACH	1849	56346	3703	108134
844819 OTH AUXILIARY MACHIN HD84.44-47	45725	836445	103805	387097
844820 PARTS&ACCESSORIES MACH H-84.44	37844	264164	3565	105867
844831 CARD CLOTHING	78131	794937	109103	772807
844832 PART ACCESSORY MACH TEXT FIBRE	3638	37129	5029	28752
844833 SPINDLE SPIND FLYER S/IN RING	97810	917225	89336	898096
844839 OTH PARTS&ACCESSORIES 84.45	141338	1143101	124236	966470
844842 REEDS FOR LOOMS HEADS&H/FRAM	21063	253790	27922	131671
844849 OTH PART ACCESSORIES WEAV MACH	39444	453469	68549	418224
540772 OTH WOV FAB SYNTH FIL DYED 85%		7627	904	6772

Contd.

10.11 Imports by Economic Categories (Detail)

(In Thousand Rupees)

ITEMS	FEB - 2014	FROM JUL-2013	FEB - 2013	FROM JUL-2012
844851 SINKERS NEEDLES & OTH ARTICLES	42402	303553	31984	263652
844859 PART ACCESSORY MACH HEAD 84.47	27452	362124	33480	282347
844900 MACH MFG FINISH NON WOVENS	3446	90169	7995	52487
845011 WASHING MACH FUL-AUTO NOT>10KG	2836	182926	9988	115276
845012 O-MACH BUILT-CENTRIFUGAL DRIER	13493	142649	1267	159254
845019 O-MACH DRY LINE CAPA -NOT>10KG	8480	26964	2966	183515
845020 MACHINE DRY LINE CAP EXCEL0KG		55540		22636
845090 PARTS FOR H/HOLD WASH MACHINE	22557	144814	22186	93106
845110 DRY-CLEANING MACHINES		1484		3428
845121 DRY MACH OF DRYLINEN CAP<10KG		179		278
845129 OTH DRYING MACHINES	16046	144197	606	156862
845130 IRONING MACHINES & PRESSES	5068	51538	895	28562
845140 WASHING BLEACH DYE MACHINES	74013	1255332	38748	885328
845150 REELING UNREEL FOLDING ETC MAC	15183	131481	2582	37814
845180 OTH MACHINERY	255246	3722217	206966	1808598
845190 PARTS FOR DRY CLEAN/DYING MACH	53690	207306	13997	182217
845210 SEWING MACHINE HOUSEHOLD TYPE	5227	62684	28594	249530
845221 AUTOMATIC UNITS SEWING MACHINE	1408	37058	5231	48314
845229 OTH SWING MACHINES	128871	1119067	161631	724876
845230 SEWING MACHINE NEEDLES	11037	75307	11158	75343
845290 OTHER PARTS OF SEWING MACHINE	18313	143044	14760	108734
845310 MACH PREP,TANN HIDE,SKIN LEAT	35211	192266	3369	182027
845320 MACH MAKING/REPAIRING FOOTWEAR	18591	91839	8502	78966
845380 OTH MACH REPAR H-SKINS/LEATHER	17740	39732	6515	32583
845390 PARTS OF MACH TANNING,FOOTWEAR	9031	63731	3852	32708
845410 CONVERTERS	91	2324	1266	3285
845420 INGOT MOULDS & LADLES	5419	17882		10654
845430 CASTING MACHINES	71477	353703	12081	168385
845490 PARTS OF CONVERTERS LADLES ETC	14808	87780	6227	26672
845510 TUBE MILLS		139561		
845521 HOT/COMBIN HOT&COLD ROLLING MIL	11568	102892		8831
845522 COLD, ROLLING MILLS		10395		1562
845530 ROLLS FOR ROLLING MILLS	1823	164846	8317	95312
845590 OTH PARTS METAL ROLLING MILLS	3589	71988	2355	27809
845610 MACH TOOL WORKING BY LSER ETC	218	25552	2673	18622
845620 MACH OPERATED ULTRASONIC PROCE		608		753
845630 MA-TOOL OPER ELECTRO DISCHARGE	5144	15004	350	14342
845690 O-MAC TOOL FOR REMOVAL OF MAT	16	37854	299	36075
845710 MACHING CENT FOR WORKING METAL	9409	156283	6489	97990
845720 UNIT CONSTRUCTION MACH(SINGLE)		354		
845730 MULTI-STATION TRANSFER MACH	129143	129143		
845811 HORIZONT LATH NUMERICL CONTROL	32562	92796	15095	99241
845819 OTHER, HORIZONTAL LATHES	7885	80762	12873	72210
845891 OTH LATHES NUMERICALLY CONTROL	3756	28996	4571	27581
845899 OTH LATHES FOR REMOVING METALS	5282	84467	1366	55042
845910 WAY TYPE UNIT HEAD MACHINES	150	1141	153	1872
845921 OTH DRILL MACH NUMERICAL CONT				8793
845929 OTHER DRILLING MACHINES	73830	117781	5147	126204
845931 OTH BOR/DRILL MACH NUMERI CONTR		4069	7193	8727
845939 OTHER BORING-MILLING MACHINES	565	2827		8061
845940 OTHER BORING MACHINES	1200	46438	785	64407
845951 MILLING MACH KNEE TYPE N.CONTR		9716		3224
845959 MILL MACH W TRAVERSER =<300MM	1917	11392	5263	13767
845961 OTH MILLING MACH NUMERICAL CONT		3777		1200
845969 OTHER MILLING MACHINES	812	38259	2190	24360
845970 OTH THREAD/TAPPING MACH	3470	13554	10970	38657
846011 F.SURFACE GRIND MACH NUM CONTR		1860		
846019 OTH F.SURF GRIND MAC AXIS0.01M	1458	13680	113202	121965
846021 OTH GRIND MACH NUMERICAL CONTR		25415		
846029 OTH GRIND MACH AXIS 0.01MM	1937	4120	2147	7139
846039 OTH SHARPENING MACH-TOOL	967	7103	305	3560
846040 HONING OR LAPPING MACHINES	1035	8166		555
846090 OTHER MACHINE TOOLS	906	16110	15809	46275
846120 SHAPPING OR SLOTTING MACHINES	705	11760	16195	30700
846130 BROACHING MACHINES		475		1149
540772 OTH WOV FAB SYNTH FIL DYED 85%		7627	904	6772

Contd.

10.11 Imports by Economic Categories (Detail)

(In Thousand Rupees)

ITEMS	FEB - 2014	FROM JUL-2013	FEB - 2013	FROM JUL-2012
846140 GEAR CUTTING,GRIND/FINISH MACH	4224	35315	3902	52129
846150 SAWING OR CUTTING-OFF MACHINES	35500	101387	8877	67096
846190 OTH MACH TOOL FOR METAL WORK	2445	11646	4123	16197
846210 FORGING/DIE-STAMP MACH/HAMMERS	27102	37177	6312	30545
846221 BEND,FOLD,ETC MACH NUM CONTROL		368		22533
846229 OTH BENDING,FOLDING MACH	3862	30688	6774	60143
846231 SHEARING MACH NUMERICAL CONTRO	1553	4933	15650	17400
846239 OTH SHEARING MACH	1986	70674	3879	16657
846241 PUNCH/NOTCH MACH NUM CONTROLLED	2649	2875		
846249 OTH PUNCHING/NOTCHING MACH	331	35163	16904	51562
846291 HYDRAULIC PRESSES	1314	106066	140	220016
846299 OTH PRESSES FOR WORK METAL	17563	72059	1067	35798
846310 DRAW-BENCH FOR BARS,TUBES WIRE		4701		12930
846320 THREAD ROLLING MACHINES		5098	246	9261
846330 MACHINES FOR WORKING WIRE	220	21341	10874	26890
846390 OTH MACH TOOL WORKING METALS	824	15186	1833	16911
846410 SAWING MACHINES		19519	12294	16543
846420 GRINDING OR POLISHING MACHINES	5615	30896	155	64353
846490 OTH MACH TOOL WORK STONE/CER/C	292	71182	2274	30637
846510 MACHINE FOR MECHANIC OPERATION		49328		
846591 SAWING MACHINES	62	8331	3556	94168
846592 PLANING,MILLING, MOULD MACH	77	4657		9537
846593 GRINDING SANDING POLISHING MAC	1976	63959	37067	48941
846594 BENDING OR ASSEMBLING MACHINES		3030	149	696
846595 DRILLING OR MORTICING MACHINES		4437		174
846596 SPLITTING SLICING PARING MACH		6656		10363
846599 OTH MACH TOOL FOR WOOD CORKEIC	2579	71141	12993	34200
846610 TOOL HOLDER SELF OPEN DIEHEAD	3489	24733	4476	13590
846620 WORK HOLDERS	277	2902		1791
846630 DIVIDING HEAD & ATTACH M-TOOL	94	634	71	352
846691 OTH PART FOR MA-TOOL H.84.64	561	4257	2637	10332
846692 OTH PART FOR MA-TOOL H.84.65	650	24716	884	15877
846693 PART/ACCES MACH TOOL PLAN ETC	4453	65795	1664	45974
846694 PART/ACCES MACH TOOL FOLD ETC	711432	1129665	3914	47708
846711 PNEUMATIC ROTARY TYPE TOOLS	587	5263	4618	6473
846719 OTH PNEUMATIC TOOLS FOR WORK	1447	20320	2391	23661
846721 DRILL W ELEC MOTOR OF ALL KIND	9220	59706	5409	54678
846722 SAWS SELF CONTAINED ELE-MOTOR	846	4876	565	5941
846729 OTH TOOL WITH ELECTRIC MOTOR	25076	136135	10966	95473
846781 CHAIN SAWS	2668	12149	993	6722
846789 OTH TOOL WORKING IN HAND	1909	16963	2458	32078
846791 PARTS OF CHAIN SAWS	500	4841	442	1307
846792 PARTS OF PNEUMATIC TOOLS	773	12076	1656	23279
846799 OTH PART TOOL WOR IN THE HAND	15149	91468	2973	25278
846810 HAND HELD BLOW PIPES				61
846820 OTH GAS-OPERATED MACH APPARATU	582	10617	327	4860
846880 OTH MACH FOR SOLDER,BRAZING	12916	28003	667	38697
846890 PARTS FOR SOLDERING,BRAZIN MAC	18071	30332	1487	24186
846900 TYPEWRITER;WORD PROCESS MACH		1204		234
847010 ELEC CALCULATOR,DATA REC MAC	4062	74374	13219	75160
847021 CALC. MACH W PRINT DEVICE		252		34
847029 OTH ELECTRO CALCULATING MACHIN		77	82	2976
847030 OTHER CALCULATING MACHINES		1351		578
847050 CASH REGISTERS	743	25311	3998	8340
847090 OTH POSTAGE,TICKET ISSUE MACH	2553	12817	854	189102
847130 PORTABLE AUTOMATIC DP MACHINE	761991	5517563	1511529	9281380
847141 OTH AUTOMATIC DATA PRO MACHINE	102309	307607	23262	374657
847149 OTH PRESENTED IN FORM SYSTEMS	24672	229803	179023	240380
847150 PROCESSI UNIT O/T,H-8471.41,49	120239	1566822	111293	1321075
847160 INPUT,OUTPUT UNIT IN S-HOUSING	46236	320635	46355	336042
847170 STORAGE UNITS	75989	608779	51405	573255
847180 OTH UNITS OF AUTO DAT PRO MACH	27749	115003	197317	221634
847190 OTH LAN,BRIDGES,HUBS EXCL SWIT	48504	568204	88864	353039
847210 DUPLICATING MACHINES	48	495	30	49
847230 SORTING/FOLDING/AFFIXING MACH	859	1701	61	112
847290 OTHER, OFFICE MACHINES	132379	1083259	113983	575602
540772 OTH WOV FAB SYNTH FIL DYED 85%		7627	904	6772

Contd.

10.11 Imports by Economic Categories (Detail)

(In Thousand Rupees)

ITEMS	FEB - 2014	FROM JUL-2013	FEB - 2013	FROM JUL-2012
847310 PARTS/ACCESS OF MACH H-84.69	34	963		913
847321 PART CALC MACH H-8470.10.21.29		510		21882
847329 OTH PARTS OF MACH H-84.70	1769	18660	2605	898111
847330 PARTS/ACCESS OF MACHINE 84.71	239268	897073	65693	83647
847340 PARTS/ACCESS MACHINE HEAD84.72	15600	111830	5078	6920
847350 PARTS/ACCESS MAC HD84.69-84.72	2661	3683	85	59926
847410 SORTING/SCREENING/WASHING MACH	34296	53867	11903	688535
847420 CRUSHING OR GRINDING MACHINES	10725	181271	8913	257210
847431 CONCRETE OR MORTAR MIXERS	319247	11812	28932	1573
847432 MACH FOR MIXING MINERAL&BITUME	8010	382614	934	82384
847439 OTH MACH FOR MIXING MINERALS	15047	66496	16281	233760
847480 OTHER MACHINERY	7629	77210	1252	474886
847490 PART OF SORTING,SCREENING MACH	59537	966022	66030	3095
847510 MACH FOR MAKING ELEC LAMP/TUBE	32	32	1040	108
847521 MACH FOR MAKING OPTIRICAL FIBRE				497028
847529 OTH GLASS WORKING MACHINES	11657	175126	4018	87148
847590 PARTS OF MACHINES H-NO.84.75	5494	107747	4387	186
847621 BEVERAGE/VENDING MA W REFRIG			42	4190
847629 OTH,AUTOMA BEVERG-VENDING MACH		1434		423
847681 OTH MACH HEATING/REFRIG,DEVICE		423		2309
847689 OTH MACH INCL MONEY CHANG MACH	2309	2309	59	1428
847690 PARTS OF MACH HEADING 84.76	119	276		950
847710 INJECTION-MOULDING MACHINES	218144	1669739	56619	1078728
847720 EXTRUDERS	62001	282438	58487	484754
847730 BLOW MOULDING MACHINES	82224	422876	30844	340414
847740 VACUUM MOLDING/THERMOFORM MACH		57810	3975	147459
847751 MACH MOULD PNEUMATIC TYRE,TUBE	10285	46211	8414	112790
847759 OTH MACH FOR MOLDING/FORMING	124	82898		16108
847780 OTH MACH FOR WORKING RUB/PLAST	38220	1377730	73757	2056286
847790 PARTS OF MACH,WORKING RUB/PLAS	41726	474652	28363	508996
847810 MACH FOR REPAIRING TOBACCO	10279	716598	91914	121144
847890 PARTS OF MACHINES OF H-84.78	19588	293191	4016	307894
847910 MACH FOR PUBLIC WORKS,BUILDING	82308	660007	15425	187871
847920 MACH FOR EXTRACT/PREP FATS/OIL	36804	130609	9075	21908
847930 PRESS PARTICAL/FIBRE BOARD ETC	11322	327669	18528	200719
847940 ROPE OR CABLE MAKING MACHINES		17392		7273
847950 INDUSTRIAL ROBOTS(N.E.S.)	10724	11136		75488
847960 EVAPORATIVE AIR COOLERS	43829	156991	14463	236824
847979 OTH PASSENGER BOARDING BRIDGES		22859		778
847981 MA FOR TREATING METAL/FLE WIRE	16953	50180	595	275664
847982 MIX/KNEAD/CRUSH/GRIND ETC MACH	2120851	5711806	161580	1036709
847989 OTH APPLI IDIVIL FUNCTIO MACH	329272	2739892	455863	2953555
847990 PART OF MA H- 8479.20.60.82.84	171008	992645	150488	1185788
848010 MOULDING BOXES FOR MET FOUNDRY	6861	14968	795	19770
848020 MOULD BASES	4278	24222	3255	53175
848030 MOULDING PATTERNS		4680	200	13347
848041 INJECTION OR COMPRESSION TYPES	20917	37795	1044	8599
848049 OTH, MOULDS FOR METAL/CARBIDES	27352	181356	4690	101988
848050 MOULDS FOR GLASS	8583	31277	3064	40006
848060 MOULDS FOR MINERAL MATERIALS.	18806	108995	9536	37148
848071 INJECTION OR COMPRESSION TYPES	68331	560011	27734	175715
848079 OTH MOULDS FOR RUBBER/PLASTICS	128207	1003143	42151	702442
848110 PRESSURE-REDUCING VALVES	159140	2879580	394644	1278585
848120 VALVES,OLECHYD/PNEUMATIC TRANS	19716	221392	8624	39742
848130 CHECK (NONRETURN) VALVES	76358	557273	56379	400543
848140 SAFETY OR RELIEF VALVES	28704	409475	35996	370649
848180 OTH APPLIANCE(TAP,COCKS,VAL)	601833	5754689	579188	3414555
848190 PARTS OF APPLICANCE H-NO.84.81	70314	824475	36195	543621
848210 BALL BEARINGS.	326405	2215898	281543	2294779
848220 TAPERD ROLLER BEARING INC CONE	67749	468384	42625	447360
848230 SPHERICAL ROLLER BEARINGS	50145	323983	59234	255784
848240 NEEDLE ROLLER BEARINGS	3560	42781	11014	74156
848250 OTH CYCLINRICAL ROLLER BEARING	7974	122728	10924	156265
848280 OTH COMBINED BALL/ROLLER BEAR	22079	280884	34299	411383
848291 BALLS, NEEDLES/ROLLERS PARTS	22660	113400	8165	86228
848299 OTH PARTS OF BALL/ROLLER BEAR	27641	170043	22466	146316
540772 OTH WOV FAB SYNTH FIL DYED 85%		7627	904	6772

Contd.

10.11 Imports by Economic Categories (Detail)

(In Thousand Rupees)

ITEMS	FEB - 2014	FROM JUL-2013	FEB - 2013	FROM JUL-2012
848310 TRANSMISSION/CRANKS/SHAFTS,CAM	250173	3895487	116446	1210247
848320 BEARING HOUSING-BALL/ROLL BEAR	17069	96115	5148	54989
848330 BEARING HOUSING NOT INCOR BEAR	109555	1118677	207743	1147147
848340 GEAR,CHAIN SPOK,GEAR BOXES ETC	133323	991694	119063	1177882
848350 FLYWHEL/PULEY INCL PULEY BLOCK	13658	85966	11811	148463
848360 CLUTCHES AND SHAFT COUPLING	100037	403079	35042	342839
848390 PARTS OF HEADING 84.83	96976	406855	15641	151168
848410 GASKET&SIMILAR JOINT OF METALS	67278	547061	53619	495981
848420 MECHANICAL SEALS	45525	296447	19796	256693
848490 OTH GASKET&SIMI JOINT DISSIMIL	195299	1890046	70768	600597
848610 MACH FOR MANUF BOULES / WAFERS		4474	910	910
848620 MACH FOR MANUF S-COND,I-CIRCUIT		4183		
848630 MACH FOR MANUF FLAT PANEL DISP	5119	5119		
848640 MACH FOR MANU OF I-CIRCUIT,NES		46726		22084
848690 PARTS&ACCE OF MACH MANU S-COND	188	415		8058
848710 SHIPS/BOATS,PROPELLERS&BLADES		839	101	336
848790 O-PARTS&ACCE NOT CON ELE-CONNE	21465	261922	38445	409267
850110 ELBC MOTOR OUTPUT NOT>37.5.WAT	40876	396169	54321	304301
850120 UNIVERSAL AC/DC MOTOR >37.5 W	11630	95394	10768	76324
850131 OTH DC MOTOR/GEN O-P=750 WATT	20387	111366	11061	112965
850132 O-DC MOTOR/GEN O-P-750W-75KW	16208	65198	133	29679
850133 OTH DC MOTO/GEN O-P-75KW-375KW	23105	51329		8886
850134 OTH DC MOTOR/GEN OUTPUT >375KW	64420	88669	4338	4471
850140 OTH AC MOTORS,SINGLE-PHASE	165806	682738	109667	491058
850151 OTHER AC MOTORS MULTI-PHASE	16818	121136	4520	69477
850152 AC MOTORS,OUTPUT-750W-75KW	238920	1123478	88602	942532
850153 AC MOTORS,OUTPUT>75KW	60994	291535	55151	438094
850161 AC GENERATORS OUTPUT NOT>75KVA	48622	368242	76840	1161323
850162 AC GENERATORS OUTPUT-75-375KVA	9562	79350	9457	103583
850163 AC GENERATOR O-P-375KVA-750KVA	1512	24040		14648
850164 AC GENERATORS OUTPUT >750 KVA	1364	274051		81654
850211 EL GENERATOR (DIESEL)O-P>75 KVA	772272	2257098	1016285	3090720
850212 GENER SET(DIESEL)OP- 75-375KVA	81120	1219431	77819	1116049
850213 GENER SET(DIES ENG)OP>375KVA	520301	9613942	574613	7416279
850220 GENER SET(SP-ING ENG)OP>375KVA	162406	3278659	4052	1539537
850231 GENERATING SETS,WIND POWERED	36868	5655451		2865
850239 OTHER GENERATING SETS	454127	5940441	36819	2577471
850240 ELECTRIC ROTARY CONVERTERS.	171	3095		535
850300 PARTS FOR MACHIN H-85.01/85.02	138215	1719300	115989	1404553
850410 BALLAST FOR DISCHARG LAMP/TUBE	18703	79901	11985	76583
850421 LIQUID DIELECTRICT FORMERS	6720	427971	17	4277
850422 LIQ D-E T/FORMER-650-10000KVA	2804	31569	103584	167616
850423 LIQ DI-ELE T/FORMER >10000KVA		1370145	1041117	1535982
850431 OTH TRANSFORMER-PHC-NOT>1 KVA	35062	457144	46139	697766
850432 OTH TRANSFORMER-PHC-1KVA-16KVA	2532	432095	7283	331801
850433 OTH TRANSFORMER-PHC-16-500KVA	124003	253430	33491	473035
850434 OTH TRANSFORMER-PHC>500 KVA	67425	677830	151902	4222671
850440 STATIC CONVERTERS	425942	3874429	294196	3108532
850450 OTHER INDUCTORS	22569	278669	11267	118809
850490 PARTS ELBC POWER MACH H-8504	335005	871991	118700	1099685
850511 PERMANENT MAGNETS AND ARTICLES	16501	29958	1237	33861
850519 OTH PERMANENT MAGNETS&ARTICLES	15991	85322	4364	97867
850520 EL-MAGNET COUPLING,CLUTCH ETC	9994	50101	1258	27470
850590 OTH EL-MAGNET INC/PART HD85.05	1630	48176	836	35886
850610 MANGANESE DIOXIDE P/CELL&BATT	70959	586707	47444	464086
850630 MERCURIC OXIDE P/CELL&BATTERIES				19
850640 SILVER OXIDE P/CELL&BATTERIES		917	58	191
850650 LITHIUM PRIMARY CELL&BATTERIES	24379	218062	70078	246865
850660 AIR ZINC PRIMARY CELL&BATTERIES	64	24238	575	2973
850680 OTHER PRIMARY CELL&BATTERIES	60627	229445	47040	231120
850690 PARTS OF PRIMARY CELL&BATTERIES	5277	18230	8529	45057
850710 LEAD-ACID ACCUMULATOR(STARING)	957	40287	443	11952
850720 OTHER LEAD-ACID ACCUMULATORS	349315	3037984	145783	1107845
850730 NICKEL-CADMIUM ACCUMULATORS	1862	11789	56	12848
850740 NICKEL-IRON ACCUMULATORS	17	23		1290
850750 BATTERIES NICKEL-METAL HYDRIDE	259	623	1729	3247
540772 OTH WOV FAB SYNTH FIL DYED 85%		7627	904	6772

Contd.

10.11 Imports by Economic Categories (Detail)

(In Thousand Rupees)

ITEMS	FEB - 2014	FROM JUL-2013	FEB - 2013	FROM JUL-2012
850760 BATTERIES LITHIUM-ION	294	3778	280	1226
850780 OTHER ACCUMULATORS	15135	309833	8279	106981
850790 PARTS EL-ACCOMLATOR INCL SEPR	12628	208570	2937	101624
850811 VACUM CLEANER SE-CONTA E-MOTOR	2188	26032	567	14049
850819 OTH VACUUM CLEANERS SELF MOTOR	2341	17028	2825	12724
850860 OTHER VACUUM CLEANERS	1936	8654	411	18795
850870 PARTS OF VACCUM CLEANERS	90	1029	128	1250
850940 FOOD GRINDER/MIXERS&JUICE EXT	60341	435744	33077	333163
850980 OTH DOMESTIC APPLIANC	13873	74797	8033	66033
850990 PARTS DOMESTIC APPLIAN	21279	128225	11528	103054
851010 SHAVERS SELF CONTAINED EL-MOTO	4350	25264	6712	25739
851020 HAIR CLIPPERS SELF CON EL-MOTO	13963	28580	1937	13834
851030 HAIR-REMOVING APPLIANCES	953	26602	11700	50785
851090 PART OF SHAVER/CLIPPER/REMOVER	402	2142	1656	2499
851110 SPARKING PLUGS	76953	554274	56746	498618
851120 IGNITION/DYNAMOS MAG-FLYWHEELS	10498	71810	15166	88451
851130 DISTRIBUTORS;IGNITION COILS	13280	125815	36767	182546
851140 STARTERS MOTORS/DUEL PUR GENER	12246	83272	2769	47448
851150 OTHER GENERATORS	2160	17102	750	363597
851180 OTH EL-IGNITION/START EQUIP	1638	19062	1004	9821
851190 PARTS OF THE HEADING NO.85.11	26218	251922	95451	314024
851210 LIGHTS SIG EQUIP BICYCLE USED		4107		749
851220 OTH LIGHTING SIG EQUIPMENT	73425	637565	71306	591646
851230 SOUND SIGNALLING EQUIPMENT	9247	57763	8283	54700
851240 WINDSCREEN WIPER,DEFROST/DEMIS	2977	20548	1005	17757
851310 PORTABLE ELECTRIC LAMPS	56271	631006	118704	604254
851390 PARTS(OF THE HEADING NO.85.12)	760	3620	36	1911
851410 RESISTANCE HEATED FURNACE/OVEN	1092	5516		19230
851420 INDUCTION/DIELECTRIC FUR/OVENS		108603		95460
851430 OTHER FURNACES AND OVENS	70248	147183	2279	186080
851440 OTH IND/DI-EL HEATING EQUIPMNT	215	11885	739	16746
851490 PARTS(OF HEADING NO.85.14)	1832	31087	1985	38734
851511 SOLDERING IRONS AND GUNS	2366	16542	2555	12935
851519 OTH BRAZING/SOLDER IRONS&GUNS	2470	15197	2543	12036
851521 MACHINES,RES WELDING OF METAL		1456		42982
851529 OTH MACH RES WELDING OF METAL	8493	65470	617	56295
851531 MACH ARC WELDING METAL F/AUTO	38056	50242	1792	25036
851539 OTH MACH/APP ARC WELDING METAL	11092	240576	15872	93444
851580 OTH MACH/APP HOT SPRAYING METL	28817	196227	66412	124117
851590 PARTS(OF HEADING NO.85.15)	4607	117672	5521	61858
851610 ELE INSTANBOUS/IMERSION HEATER	302	9526	863	17402
851621 STORAGE HEATING RADIATORS	17	1470		2988
851629 OTH ELE SPACE/SOIL HEATING APPA	4335	107288	47312	207791
851631 HAIR DRYERS	948	37349	682	19753
851632 OTHER HAIR DRESSING APPARATUS	2745	17768	2498	17426
851633 HAND DRYING APPARATUS	247	1866	229	1292
851640 ELECTRIC SMOOTHING IRONS	5834	83622	8035	53804
851650 MICROWAVE OVENS	6104	150568	5022	59173
851660 OTH OVEN/COOKER/GRILL/ROASTERS	7919	102947	5961	58723
851671 ELECTRIC COFFEE OR TEA MAKERS	3656	34049	7300	38671
851672 ELECTRIC TOASTERS	6848	77470	11252	68653
851679 OTH ELECTRIC-THERMIC APPLIANCE	20173	123348	7759	54920
851680 ELECTRIC HEATING RESISTORS	11772	93918	15334	93296
851690 PARTS EL-THERMIC APP H-85.16	106053	714690	62763	566034
851711 LINE TELEPHONE CORDLESS H-SETS	7320	18823	13210	21026
851712 TELEPHONE FOR CELLULAR NETWORK	5984056	45577421	5006706	42755020
851718 OTHER TELEPHONES	10160	57189	2781	60369
851761 BASE STATIONS FOR WIRELESS N-W	267695	5556141	15485	4845860
851762 MACH FOR RECEPTION VOICE/IMAGE	319100	11867194	1034486	26168453
851769 OTHER APPARATUS	874768	8601291	3304654	17287184
851770 PARTS FOR TELEPHONES/WIRELESS	3028182	8990629	1034958	6311809
851810 MICROPHONES AND STANDS THEREOF	5269	30578	1093	17927
851821 SINGLE L/SP MOUNTED IN ENCLOUR	11703	89428	10479	61777
851822 MULTIPLE L/SP MOUNTED IN ENCL	25032	201198	20229	189026
851829 OTH L/SP NOT MOUNTED IN ENCL	29217	165208	13967	95791
851830 HEAD/EAR/MICRO PHONE SPEAK SET	49196	199497	17444	213172
540772 OTH WOV FAB SYNTH FIL DYED 85%		7627	904	6772

Contd.

10.11 Imports by Economic Categories (Detail)

(In Thousand Rupees)

ITEMS	FEB - 2014	FROM JUL-2013	FEB - 2013	FROM JUL-2012
851840 AUDIO FREQUENCY ELEC.AMPLIFIER	4431	35724	2102	22629
851850 ELECTRIC SOUND AMPLIFIER SETS	2856	137858	1226	14924
851890 PARTS & ACCESSORIES HEAD 85.18	9775	27085	3813	18054
851920 APPA OPERATED BY COINS,BANKNOT		19	80	100
851930 TURNTABLES (RECORD-DECKS)	1	46		13
851950 TELEPHONE ANSWERING MACHINES				110
851981 O-APPA USING MAG/OPTICAL MEDIA	114	1676	39	2856
851989 OTH COMPACT DISK PLAYERS	6902	29606	1897	29842
852110 MAGNETIC TAPE TYPE	3491	26440	2048	55393
852190 OTH VIDEO REC/REPRODUCING APP	18111	94304	12414	99757
852210 PICK UP CARTRIDGES		1265		73
852380 DATA/SOUND RECORDED AUTO.DEM	689785	2890554	94195	3800443
852550 TRANSMISSION APPA FOR RADIO/TV	1347	44018	8101	95107
852560 TRANSMISSION APPARATUS	44196	302611	28438	305797
852580 TV CAMERAS ,DIGI/VIDEO CAMERA-R	36190	305155	23513	218686
852610 RADAR APPARATUS		5261		223
852691 RADIO NAVIGATIONAL AID APPARAT	48836	139462	92334	144921
852692 RADIO REMOTE CONTROL APPARATUS	433	441		3323
852712 POCKETSIZE RADIOCASSETTE PLAYER	236	2892	140	4642
852713 OTH APPA COMB W/SOUND REC/PRO	85	1191		6067
852719 OTH RECORDING/REPRODUCING APPA	4020	25494	4516	16584
852721 OTH RADIO BRO-RECEIVER FOR VEH	1049	7566	77	4702
852729 OTH SOUND REC/REPRO APPA VEH	4165	22550	3493	26232
852791 OTH APPA COMB W/SOUND REC/PRO	137	1759		8
852799 MODEMS FOR SUND RECCD APPA	4610	19060	7769	46097
852841 MONITORS AUTOM DATA PRO SYSTEM	5169	55069	12666	323147
852849 OTH CATHODE-RAY TUBE MONITORS	587	6532		21734
852851 OTH MONITOR DATA PROCESSING SY	119297	1160367	186331	1189551
852859 OTHER MONITORS	2800	66813	3780	54337
852861 PROJECTOR FOR AUTO- DPS-H8471	6064	81623	8401	64285
852869 MULTIMEDIA PROJECTOR-FOR DP-SY	83	7340	85	4262
852871 RECEPTION APPA FOR TV	11032	101462	7802	34224
852872 OTH COLOUR TV SETS	11192	101506	21465	124020
852873 OTH MONOCHROME RECEPTION-APPA			15	186
852910 AERIALS/REFLECTORS ALL KINDS	44119	152017	27323	299730
852990 OTH PARTS/APP H-85.25-85.28	391054	4378112	312053	3624665
853010 EL-SIGNAL EQP RAILWAY/TRAMWAY		204399	59688	1599417
853080 OTH SIGNAL EQP EL TRAFIC CONT	293	68330	542	274235
853090 PARTS OF EQP HEAD 85.30	1	15006	4430	21131
853110 BURGLAR/FIRE ALARMS/SIMIL APPT	6504	95063	9258	71719
853120 INDICATOR PANEL INCORP LCD/LED	10697	80294	15158	127535
853180 OTHER APPARATUS	10336	85630	7476	145052
853190 PARTS ELEC SOUND/VIS SIG APPT	22165	8113619	3114	74994
853210 FIX CAPACITIO 50/60HZ CAP.5KVAR	46420	124099	5840	76985
853221 OTHER FIXED CAPACITOR	237	626	79	259
853222 ALUMINIUM ELECTROLYTIC FIX CAP	2100	3802	930	4559
853223 CERAMIC DIELEC,SIN-LYR FIX CAP	341	2628	10	1543
853224 CERAMIC DIELEC MUL-LYR FIX CAP	125	9452	49	3323
853225 DIELECTRIC PAPER PLAS FIX CAP	515	2175	1570	4719
853229 OTHER FIXED CAPACITORS	402517	504263	9766	125219
853230 VARIABLE/ADJUSTABLE CAPACITORS	1151	8003	1702	28105
853290 PARTS OF ELECTRICAL CAPACITORS	3252	24154	3727	25488
853310 FIXED CARBON RES COMP/FILMTYPE	1120	17216	93	14832
853321 OTH FIXED RES CAPACITY < 20 W	395	6244	118	1642
853329 OTHER FIXED RESISTORS	31601	74864	6253	59792
853331 W/WOUND RESISTOR- RHEO&POTEN	2021	11349	1942	14001
853339 OTH W/WOUND VARIABLE RESISTORS	1531	22100	412	9374
853340 OTH VAR RES INCL REHEOSTATS	8490	30394	5033	23189
853390 PARTS FOR ELECTRICAL RESISTERS	862	5545	33	6479
853400 PRINTED CIRCUITS	62126	550109	34009	414448
853510 FUSES FOR VOLTAGE >1000 VOTTS	3035	33168	1067	20689
853521 AUTOMA C-BRAKER VOT <72.5 KV	25331	488856	88715	370500
853529 OTH AUTOMATIC CIRCUIT BRAKER	9212	611192	157227	878021
853530 ISOLATING/MAKE-AND-BREAK SWIT	9426	138471	26280	174360
853540 LIGHT ARRESTER,VOL LIMITER ETC	1495	72284	23525	57412
853590 ELEC APP SWITCHING CIR>1000VOL	65712	1626330	44272	1556065
540772 OTH WOV FAB SYNTH FIL DYED 85%		7627	904	6772

Contd.

10.11 Imports by Economic Categories (Detail)

(In Thousand Rupees)

ITEMS	FEB - 2014	FROM JUL-2013	FEB - 2013	FROM JUL-2012
853610 FUSES FOR VOLTAGE <1000 VOLTS	5805	43201	4092	44499
853620 AUTOMATIC CIR BREAKER	218427	1297430	171701	992497
853630 OTH APP PROTECTING ELEC CIRCUIT	2579	24626	1066	75565
853641 RELAYS FOR VOLTAGE	20726	92551	5131	80303
853649 OTHER, RELAYS	97519	684977	52081	507857
853650 OTHER SWITCHES	63015	488601	435135	897698
853661 LAMP HOLDERS	5499	39961	3530	32998
853669 OTHER,PLUGS AND SOCKETS	64237	512329	43394	281816
853670 CONNECTORS FOR OPTICALFIBERS	2015	22765	2846	19453
853690 OTH ELECTRICAL APPARATUS	110126	773904	70905	679615
853710 BOARD,PANEC ETC VOLTAGE-1000V	668524	2848977	283510	1328344
853720 BODIES,CONSOLE ETC VOLT>1000V	165720	866312	7014	801630
853810 BOARD,PANELS GOODS HEAD 85.37	33807	317943	29800	171563
853890 OTH PARTS SUITABLE GOOD H85.37	276532	1411226	132312	1445170
853910 SEALED BEAM LAMP UNITS	7529	62314	9015	51188
853921 TUNGSTEN HALOGEN LAMPS	16404	147943	10300	148208
853922 OTH LAMPS 200W FOR VOLT>100V	24887	110878	23632	116051
853929 OTH FILAMENT LAMPS EXCL U-VIOL	61549	350843	36919	222631
853931 DISCHARGE LAMP O/TAN U-V-LAMP	23972	74772	44179	219109
853932 MERCURY OR SODIUM VAPOUR LAMPS	3175	18977	7486	28185
853939 OTH DISCHARGE LAMPS,O/TH ULTRA	778217	8361879	622956	3988382
853941 ARC-LAMPS (ELECTRIC)		1577	621	2200
853949 OTH ULTRA-VOILET/INFRA-REDLAMP	2850	29221	155	17244
853990 PARTS ELECTRIC FILAMENT/D-LAMP	20694	205309	32860	218177
854011 CATHODE-RAY TV PICTURE TUBES	30383	126989	28578	280546
854020 TV CAMERA TUBE(IMAG CONVERTER)				117
854060 OTHER CATHODE-RAY TUBES	78	453		37
854071 MAGNETRONS	15135	208752	19550	135077
854079 OTH,MICROWAVE TUBE,CARCINOIR				5436
854081 OTHER VALVES AND TUBES:		3900		60
854089 OTHER VALVES ANA TUBES,N.S.	573	3687	43	3453
854099 OTH PARTS OF HEADING NO.85.40		372		376
854110 DIODES,OTH THAN PHOTOSENSITIVE	11339	64729	2856	54790
854121 TRANSISTOR O/THAN PHOTOSENSITV	815	12763		9000
854129 OTH TRANSISTOR O/TH PHOTODEN	4882	64310	5687	53443
854130 THYRISTORS DIACS AND TRIACS	5564	19262	3811	9570
854140 PHOTOSENSITIV SEMICONDUCTOR DE	2035639	11851996	734909	1621879
854150 OTH SEMICONDUCTOR DEVICES	11041	90618	3408	46612
854160 MOUNTED PIEZO-ELECTRIC CRYSTAL		5474	52	5169
854190 PARTS OF APPARATUS OF H-85.41	1444	34292	14774	32779
854231 ELECTRONIC INTEGRATED CIRCUIT	21806	320409	25379	130660
854232 MEMORIES	1576	9715	688	5097
854233 AMPLIFIERS	679	11456	6366	13145
854239 OTH ELECTRO INTEGRATED CIRCUIT	27392	222606	19893	252964
854290 PARTS OF ELEC INTIGRAT CIRCUIT	12056	53321	207	23290
854310 PARTICLES ACCELERATORS	28	28		19
854320 SIGNAL GENERATORS	1991	45181	10998	32777
854330 MACH APPA EL-PLATING ELECTROLYS	25757	33731		1759
854370 OTHER MACHINE/APPARATUS	139945	1006148	156255	734113
854390 PARTS OF THE APPARATUS H-85.43	2559	111763	22015	158692
854411 WINDING WIRE OF COPPER	86305	188178	309108	550674
854419 OTHER WINDING WIRE OF COPPER	46173	348191	96300	411712
854420 CO-AXIAL CABLE & CONDUCTORS	134169	489054	31806	132060
854430 IGNITION & OTHER WRITING SETS	77132	146043	9885	111607
854442 COMPUTER LEADS WITH CONNECTOR	386246	1469602	44386	506737
854449 OTH ELECTRIC CONDUCTOR N>1000V	179141	2330958	91757	3152939
854460 OTH EL CON FOR VOLTAGE >1000V	23908	968442	14	229951
854470 OPTICAL FIBRE CABLES	11061	225247	9379	107903
854511 ELECTRODES USED IN FURNACES	11567	31762	5651	34738
854519 OTHER ELECTRODES	626	7916	186	4818
854520 CARBON BRUSHES	1800	32931	1917	34386
854590 OTH LAMP/BATTERY CARBON,GRAPIT	1919	22760	4414	48051
854610 EEELECTRICAL INSULATOR OF GLASS		2720		42
854620 EEELECTRICAL INSULATOR CERAMICS	2744	514745	12548	215734
854690 OTH ELE INSU OTH THN GLAS,CERA	47778	104368	4429	98010
854710 INSULATING FITTINGS OF CERMIC	1974	6452		1026
540772 OTH WOV FAB SYNTH FIL DYED 85%		7627	904	6772

Contd.

10.11 Imports by Economic Categories (Detail)

(In Thousand Rupees)

ITEMS	FEB - 2014	FROM JUL-2013	FEB - 2013	FROM JUL-2012
854720 INSULATING FITTINGS OF PLASTIC	4251	7335	311	2004
854790 OTH INSULATING FITTINGS PLAS/CERMIC	1231	185387	3375	131109
854810 WAST/SCRIP PRI BAIKY,CBL,ACCUMU	2680	208911	17795	54214
854890 OTH,PARTS ELE MACHINE/APP NES	198	4619	497	2116
860110 RAIL LOCOMD POWERED ELECTRICTT		44		
860210 DIESEL ELECTRIC LOCOMOTIVES		1193344		
860290 OTH,RAIL LOCOMOTIVE,LOCOMO TEND	9830	9830		
860390 OTH,RAILWAY OR TRAMWAY COACHES				2818027
860400 RAIL/TRAMWAY MAINTENANCE VEHIC		65900		28584
860610 TANK WAGONS AND THE LIKE				2536361
860699 OTH RAIL,TRAMWAY GOOD VAN(NSP)				122874
860711 DRIVING BOGIES&BISSEL-BOGIES	14	14		
860719 OTH INCL PARTS AXELS/WHEEL	458	78825	1456658	1464683
860721 AIR BRAKES AND PARTS THEREOF	8461	8461		
860729 OTH BRAKES LOCOMO&PATS THEREOF		2957		1499
860730 HOOKS,COUPLIN DEVICES,BUFFERS		3723		123
860791 OTHER PARTS OF LOCOMOTIVES	2666	861405		37421
860799 OTH RAILWAY LOCOMOT STOCK PART		5945	52004	54312
860800 RAIL/TRAMWAY TRACK FIXTURES		1089028		68607
860900 CONTAINERS SPECIL DESI,EQUIPPED	61328	244967	31063	132507
870110 PEDESTRAIN CONTROLLED TRACTORS		448		49
870120 ROAD TRACTORS FOR SEMI-TRAILER	418415	1855340	103415	1153029
870190 COMP AG-TRACTORS-ANY KIT FORM	86882	1688742	18148	1775004
870210 M.VEH 10 OR >PERSON DIESEL ENG	354094	2964172	281129	4269178
870290 COMP O-M-VEH 10PER&DRIVER AKF	7081	547311	49252	534609
870310 M-CAR FOR TRAVEL ON SNOW/GOLF	257	4030	239	25469
870321 MOTOR VEH CYLINDER CAP-1000CC	1692642	14898788	1118906	15836824
870322 OTH CAR CY CAP>1000CC - 1500CC	1718769	12384204	1308565	19670012
870323 OTH VEH CYL CAP 1500 - 3000CC	1038637	8905743	1894761	9993137
870324 OTH VEH CYL CAPACITY>3000CC	271754	2122477	238639	2360149
870331 OTH VEH(DIESEL ENG)CYL-C-1500CC	1704	62822		38043
870332 VEH(DIESEL ENG)CY-1500 -2500CC	1904	58233	14184	198162
870333 OTH VEH(DIESEL ENG)CAP>2500CC	6616	5137349		1329153
870390 OTH M-CAR/M-VEH FOR PERSONS	44907	134572	39786	611308
870410 DUMPERS DESIGN FOR OFF-HIGHWAY	11341	623086	9431	555389
870421 OTH VEH(DIESEL ENG)NOT>5TONNES	382732	3634048	471918	4071829
870422 OTH VEH(DIESEL ENG)GW-5-20TON	375875	1908688	119041	1618147
870423 OTH VEH(DIESEL)GW >20 TONNES	76991	294517		887998
870431 OT VEH SPARK-IGNITION NOT>5TON	191240	2048766	1470	1569389
870432 OT VEH (SP-IGN)GW > 5 TONNES				3505
870490 OTH VEH FOR TRANSPORT GOODS		289		
870510 CRANE LORRIES		54187		704885
870520 MOBILE DRILLING DERRICKS		13821		
870530 FIRE FIGHTING VEHICLES		56376		72491
870540 CONCRETE-MIXER LORRIES	182805	876318		160965
870590 OTH SPECIAL PURPOSE MOTOR VEHL	206493	1277629	635584	2415214
870710 BODIES/CABS FOR VEH-H-87.03	1857	10132	1210	2519
870790 BODIES OF VEH-H-87042190&.3190	12711	81899	2707	36019
870810 BUMPERS AND PARTS THEREOF	4142	49984	8153	63545
870821 OTH PART ACCE OF BODIES,SEATS	10987	72206	1586	38933
870829 OTH PART ACCE OF BODIES,CABS	302941	4244335	542245	4271991
870830 BRAKES&SERVO-BRAKES,PARTS VEH	25605	173951	19731	180972
870840 GEAR BOXES AND PARTS THEREOF	76748	420007	6692	24076
870850 DRIVE-AXLES WITH DIFFERENTIAL	23155	147247	11085	328547
870870 ROAD WHEELS&PARTS&ACCESSO	36639	139533	4549	100780
870880 SUSPENSION SYS,SHOCK-ABSORBERS	63603	416752	50859	608872
870891 RADIATORS & PARTS THEREOF VEH	12100	83716	12436	105661
870892 SILENCERS&EXHAUST PIPES,PARTS		3289	1188	1653
870893 CLUTCHES AND PARTS THEREOF	9992	88195	9851	72871
870894 STEERING WHEELS,CLUMNS,BOXES	23469	431680	25022	344715
870895 SAFETY AIRBAGS INFLATER SYSTEM			75	1903
870899 OTH PARTS FOR VEHICLES H-8701	285768	3525240	129126	2749990
870911 WORK TRUCKS SELF-PROPEL ELECTR		7510		
870919 OTH WORK TRUCK SELF PRO N-FITTT		9774		8164
871000 TANKS,OTH ARMOUR FITTING VEH				6266
871110 MOTORCYCLE CYL CAP-NOT>50CC		151	37	817
540772 OTH WOV FAB SYNTH FIL DYED 85%		7627	904	6772

Contd.

10.11 Imports by Economic Categories (Detail)

(In Thousand Rupees)

ITEMS	FEB - 2014	FROM JUL-2013	FEB - 2013	FROM JUL-2012
871120 M-CYCLE CYL CAPACITY- 50-250CC	258950	4085810	761699	5138589
871130 M-CYCLE CYL CAPACITY-250-500CC	39123	117613	90	4723
871140 M-CYCLE CYL CAP-500-800CC		24951	1869	18145
871150 M-CYCLE CYL CAP EXCEEDIN-800CC	8157	30911		13769
871190 OTH M-CYCLE(INCLUDING MOPEDS)	71610	753851		186
871200 BICYCLES,OTH DELIVERY TRICYCL		37362	27009	227838
871310 INVALID CARRIAG NOT MECH PROPL	8507	100976	7457	82158
871390 OTH INVALID CARRIAG MOTORISED	10942	12679	5892	7315
871410 SADDLES OF MOTORCYCLES,MOPEDS	793962	3640135	344648	3753860
871420 PART ACCE INVALID CARRIAGES		479	4	113
871491 FRAMES,FORKS & PARTS THEREOF	43841	77095	1186	1445
871492 WHEEL RIMS AND SPOKES	410	9700	63	5316
871493 HUBS,COAST BRAK HUB,FREE WHEL	8040	49902	1431	19488
871494 BRAK,COAST BRAK HUB,HUB BRAK	589	8813		2421
871495 OTHER, SADDLES	2147	17165	1322	16053
871496 PEDALS,CRANK-GEAR,& PARTS THOF	2630	6629	3388	6174
871500 BABY CARRIAGES & PARTS THEREOF	4919	27303	2352	20308
871610 TRAILER,SEMI-TRALER CARVN TYPE		5703	20535	56252
871620 SELF LOADING/UNLODING TRAL AGR			25433	25433
871631 TAKER/SEMI TANKER TRAILERS		40605		121326
871639 OTH TRAILER,SEMI TRAI FOR GOOD		18714		
871640 OTH TRAILERS & SEMI-TRAILERS		2821		
871680 OTH VEH NOT MECHANICALLY PROPL	7851	57248	19156	79114
871690 PARTS,TRAILER SEMI-TRAI H87.16	5496	48591	13223	41344
880100 GLIDERS AND HANG GLIDERS		874		1313
880220 AEROPLAN UNLADEN WT NOT>2000KG		612		
880230 AEROPLAN UNLADN W-2000-15000KG			713359	1018538
880240 AEROPLAN UNLADN WT >15000KG	58127	870238	156682	667390
880310 PROPELLERS,ROTOR & PATS THROF		7816		807
880320 UNDER CARRIAGES/PARTS THEREOF		2942	429	5086
880330 OTH PARTS OF AEROPLANE/HELICOP	327675	1126760	223803	808583
880400 PARACHUTES AND ROTOCHUTES,PART		270		905
880521 AIR COMBAT SIMULATORS & PARTS		7066		
880529 OTH GROUND FLYING TRAINER PART		15419		
890110 CRUISE SHIPS,BOATS FOR PERSONS				36539
890190 OTH VESSELS FOR PERSONS/GOODS				429350
890310 INFLATABLE YAHTS,VESL PLE/SPO	335	738		3177
890391 SAILBOATS,WITH/W-OUT AUX-MOTOR		1856		956
890392 MOTORBOAT,O/THN OUTBOARD M-BO				7100
890399 OTH INFLATABLE YAHTS		2377		5888
890400 TUGS AND PUSHER CRAFT.				43
890510 DREDGERS				269476
890520 SUBMERSTBLE DRILLING PLATFORMS		46591		
890690 OTHER VESSELS & LIFEBOATS				10846
890710 OTH FLOATING INFLATABLE RAFTS	85	85		96
890790 OTH FLOATING STRUCTURES,TANKS		5748		1496
900490 OTH SPECT,GOGGLE&THE LIKE CORR	50016	75367	7649	39246
900510 BINOCULARS	480	4534	394	20607
900580 OTH ASTRONOMICAL INSTRUMENTS	216	3213	391	1558
900699 O-PART,AC P-GRAPHIC F-LIGH APP	91	1737	133	844
900710 CINEMATOGRAPHIC CAMERAS			55	226
900720 CINEMATOGRAPH PROJECTOR.S-R/RE	4002	10038		2344
900791 PAR,ACC-CINEMATOGRAPHIC CAMERA		151		163
900792 PART,ACCE-CINEMATOGR PROJECTOR	1337	4223		1568
900850 PROJECTORS,ENLARGERS&REDUCERS		3067	149	2780
900890 PARTS/ACCE OF IMAGE PROJECTORS	21	547	247	1579
901010 APPA,EQUI AUTOMATC DEVELO FILM	15764	515942	31724	105324
901050 OTH APP EQU PHO-GRAPHIC LAB	1592	34629		23794
901060 PROJECTION SCREENS	1450	13411	5201	25211
901090 PART ACCE OF APP/EUIP H-90.10	1182	7137	74	7471
901110 STEREOSCOPIIC MICROSCOPES		1500	312	4036
901120 OTH MICROSCOPE P-MICROGRAPHY		6416	2904	16226
901180 OTHER MICROSCOPES	4332	115861	4897	92775
901190 PART,ACCE OF OPTCAL MICROSCOPE	2873	51860	1740	20955
901210 M-SCOPE O/THN OPTIC M-SCOP APP		15865	3698	12121
540772 OTH WOV FAB SYNTH FIL DYED 85%		7627	904	6772

Contd.

10.11 Imports by Economic Categories (Detail)

(In Thousand Rupees)

ITEMS	FEB - 2014	FROM JUL-2013	FEB - 2013	FROM JUL-2012
901290 PART,ACC M-SCOPE O/THN OPTICAL		879		1605
901310 TELESCOPIC SIGHTS FITT TO ARMS		50		510
901320 LASERS OTHER THAN LASER DIODES	1349	12550	410	3161
901380 OTH DEVICES APPLI&INSTRUMENTS	84910	190963	16898	87495
901390 PARTS,ACCE OF SUB GROUP-90.13	3887	46659	39	40456
901410 DIRECTION FINDING COMPASSES	51	186	51	392
901420 INST/APPLI AERONAUTIC NAVIGATO		531	1630	8699
901480 OTH INS/APPLI(NAVIGATIONAL)	53	2401	590	3831
901490 PART,ACCE OF SUB GROUP OF90.14	4895	6050	99	18014
901510 RANGEFINDERS	377	5282		647
901520 THEODOLITES AND TACHEOMETERS	315	9624	434	5700
901530 SURVEYING LEVELS	1306	10010	1858	15402
901540 PH-GRAMMETRICAL SURVEY INS/APP				26
901580 OTH INS AND APPLIANC-SURVEYING	633983	2635548	87624	2030107
901590 PARTS&ACCE OF SURVEYING INSTRU	234976	753216	189812	551917
901600 BALANCE SENSITIVITY 5CG/BETTER	1707	24663	1811	24453
901710 DRAFTING TABLE MACH W/NOT AUTO	1284	16849	2641	23758
901720 O-DRAWING MARK/MATH CALC INSTR	1472	26953	1529	27383
901730 MICROMETERS/CALLIPERS & GUAGES	3118	23319	4294	27410
901780 OTHER INSTRUMENTS	11332	105196	13327	48381
901790 PARTS/ACCE OF MEASURING INSTRU		9813	1132	7917
901811 ELECTRO-CARDIOGRAPHS	16037	69344	3370	61702
901812 ULTRASONIC SCANNING APPARATUS	6626	125719	85550	254122
901813 MAGNETIC RESONANCE IMAGING APPA		654352	39722	914262
901814 SCINTIGRAPHIC APPARATUS		20561		637
901819 OTH ELECTRO-DIAGNOSTIC APPARAT	85305	1146464	173692	2011247
901820 ULTRA VOILET/INFRA-RED RAY APP		538		92
901831 SYRINGES,WITH/WITHOUT NEEDLES	106851	1061662	89825	749704
901832 TUBULAR METAL NEEDLE/NEEDL SUTU	30441	202774	38428	266117
901839 OTH NEEDLES,CATHERS,CANNULA	429306	2854689	222466	2206330
901841 DENTAL DRILL ENGINES,W/C-D-EQU				834
901849 OTH;INS/APPLI, DENTAL SCIENCE	4431	39388	661	68126
901850 OTH,OPHIHALMIC INST&APPLIANCE	35159	207307	82995	566600
901890 OTH INSTRUMENT & APPLIANCE.	475516	4085471	495308	3528618
901910 MECHANO-THERPY,MESSAGE/PSY APP	10514	209754	31225	139178
901920 OZONE,XYGEN ,AEROSOL THERAPY,	103940	427793	90991	465474
902190 OTH;APP,WORN CARY,IMPL IN BODY	24522	303518	12295	183093
902212 COMPUTED TOMOGRAPHY APPARATUS	179650	829175		748689
902213 OTH X-RAY APPA FOR DENTAL USES	340	1765		983
902214 OTH,X-RAY APP FOR MEDICAL SURG	14531	360510	33014	369899
902219 X-RAY APPA FOR OTHER USES	10009	375401	5457	192130
902221 APP BASE ON ALP,BETA GAMA RADI		35847		44056
902229 APP ALPHA-BE-GA RADI-OTHER USE		19116		191251
902230 X-RAY TUBES		36702	14096	17192
902290 O-APP AL-B-G RADI INCL PA/ACCE	6001	183675	15141	136376
902300 APPA DESIGNED F-DEMANSTRATION	52776	425225	110715	482840
902410 MACH&APPLI FOR TESTING METALS	21	50897		12708
902480 O-MACH-TESTING HARDNESS/SIREN	162723	437836	16890	462944
902490 PARTS&ACC-HARD/SIREN TEST MACH	4021	35181	3998	28859
902511 LIQUID-FILLED THERMOMETER/PYRO	5625	60866	4509	27586
902519 OTHER THERMOMETERS/PYROMETERS	6603	61923	27137	64703
902580 OTHER INSTRUMENTS	61611	207915	13662	102906
902590 PARTS ACCE INSTRUMENTS H-9025	898	34636	1104	28219
902610 APP,MEASUR/CHECK FLOW/ LEVEL.	28810	149179	5373	61048
902620 APP, MEASUR/CHECK PRESSURE.	112871	402831	25870	204840
902680 OTH,APP,MEASUR VARIATION LIQ/G	85068	1180335	877788	1723074
902690 PARTS,ACCE OF SUB GROUP 90.26.	10794	220693	8719	99429
902710 GAS/SMOKE ANALYSIS APPARATUS.	17775	156951	30780	115205
540772 OTH WOV FAB SYNTH FIL DYED 85%		7627	904	6772

Contd.

10.11 Imports by Economic Categories (Detail)

(In Thousand Rupees)

ITEMS	FEB - 2014	FROM JUL-2013	FEB - 2013	FROM JUL-2012
902720 CHROMATOGRAPHS/ELECTROPHOR INS	19841	318687	25952	234787
902730 SPECTRO,SPECTROPHOT-METER RADI	21608	181949	13084	235975
902750 OTH,INS.USING OPTICAL RADIATION	45156	430485	75613	353231
902780 OTH,INST FOR PHYSICAL CHEM ANA	161078	1525391	213927	1210586
902790 MICROTOMES;PART ACCE APP-90.27	34812	315654	29352	208160
902810 GAS METERS	102531	302696	19190	44687
902820 LIQUID METERS	373	25930	167	8047
902830 ELECTRICITY METERS	8964	70192	9580	207543
902890 PART,ACCE OF SUB GROUP 90.26	76799	943103	46049	721497
902910 REVOL/PROD COUNTRS,TAXIMETERS,	1112	6003	1423	10898
902920 SPEED INDICATORS/TACHOMETERS	3307	19357	2272	28278
902990 PARTS ACCE OF METERS-H-90.29	13432	92816	7271	89564
903010 INS,MEASUR IONISING RADIATIONS	15585	90080	1829	90403
903020 OSCILLOSCOPE&OSCILLOGRAPHS	1201	18592	4793	17926
903031 O-INSIR MEASUR VOLTAGE,CURRENT	3218	26678	2487	45933
903032 MULTIMETER WITH RECORD DEVICE	18	7340	831	6520
903033 O-METER WITH OUT RECOED DEVICE	10134	131260	21059	166335
903039 O-OSCILLOSCOPE W-RECOED DEVICE		32466	1948	7309
903040 OTH,INS,SPE DESI FOR TELECOMMU	5905	124682	1292	210636
903082 OTH,INS,MEASUR SEMICONDUCTOR		5956	2586	2938
903084 OTH,APPA,WITH RECORDING DEVIC		1537	485	5835
903089 OTH,INS,MEASUR ELECTRICAL QTY.	66050	217801	20355	138811
903090 PARTS ACCE OF SUB GROUP 90.30	11494	70673	713	301188
903110 MACH BALANCING MECHANICAL PARTS		1117	1648	11780
903120 TEST BENCHES		142524		19078
903149 OTH,OPTICAL INS & APPLIACES.	1072	122991	35236	50105
903180 OTH,INS APPLIANCES & MACHINES.	196097	1358805	180023	1127939
903190 PART,ACCE OF ARTICLE H- 90.31	7084	104390	12470	146200
903210 THERMOSTAT	42681	253851	31646	274432
903220 MANOSTAT(PRESSURE REGULATORS)	265	7015	48	2232
903281 OTH,INS HYDRAULIC OR PNEUMATIC	6696	18856	2283	27800
903289 OTH,REGULATING,CONTROLLING INS	104214	919241	667736	1898680
903290 PARTS,ACCE OF ARTICLE H- 90.32	16515	125353	13361	120298
940210 DENTILSTS,BARBER CHAIRS, PARTS	498	76393	4893	29413
940290 OTH;OPE TABLES,EXAM TABLE MECH	25967	200174	12322	297692
940560 ILLUMINATED SIGN,NAMPLATES,LIK	6805	11845	3669	12768
940591 PARTS OF LAMP LIGHT FIT GLASS.	6631	54420	7587	46991
940599 OTH PARTS H-NO.94.05,N.E.S.	8474	30296	919	15009
540772 OTH WOV FAB SYNTH FIL DYED 85%		7627	904	6772

Contd.

10.12 Exports by Areas and Countries/Territories

(In Thousand Rupees)

COMMODITIES	JAN - 2014	CUML.FROM JULY 2013	JAN-2013	CUML.FROM JULY 2012
GRAND TOTALS	217,160,304	1540,160,381	197,186,612	1343,192,183
LATIN AMERICA	218,433	1,594,285	295,352	1,744,136
Antigua and Barbuda		238		244
Aruba		387		2,299
Bahamas		635	1,468	5,989
Barbados	3,313	40,194	943	21,464
British Virgin Is.		221		
Cayman Islands	305	2,613		
Cuba	13,853	195,266	110,001	363,831
Dominican Republic	66,023	478,772	69,246	533,085
Grenada	983	4,332		10,077
Guadeloupe	359	40,334	3,650	7,311
Haiti	15,094	141,552	25,601	106,137
Jamaica	11,236	82,974	6,145	83,678
Martinique	4,532	33,345	9,537	15,827
Netherlands Antilles				2,143
Puerto Rico	37,655	234,713	21,720	321,874
St.Kitts and Nevis		247		
St. Lucia		13,465	4,802	9,506
St.Vincent/Grenadine	208	5,886		5,393
Trinidad and Tobago	64,873	319,112	42,241	255,203
US.Virgin Islands				76
CENTRAL AMERICA	1,549,261	9,746,312	1,249,611	9,012,586
Belize		1,944	161	4,727
Costa Rica	13,847	178,767	13,930	126,781
El Salvador	8,317	74,401	5,978	182,373
Guatemala	98,451	466,294	98,915	711,925
Honduras	22,513	147,686	12,649	251,749
Mexico	1,005,711	6,521,115	956,090	6,373,690
Nicaragua	290,162	1,627,240	89,900	545,946
Panama	110,261	728,865	71,989	815,394
SOUTH AMERICA	3,053,212	21,616,179	2,649,227	19,507,919
Argentina	481,993	3,335,744	539,435	3,136,285
Bolivia	333	28,998	7,046	35,677
Brazil	899,133	5,834,723	549,302	4,061,065
Chile	688,695	5,238,073	705,546	4,970,890
Colombia	470,556	3,009,587	111,961	2,503,152
Ecuador	108,367	609,406	19,117	419,884
Guyana		34,096	5,915	32,748
Paraguay	13,106	225,223	51,955	192,803
Peru	263,126	1,655,981	243,175	1,788,070
Suriname	17,023	51,391		31,916
Uruguay	46,219	917,742	225,511	1,122,430
Venezuela,Bolivar. R	64,660	675,214	190,264	1,212,999
NORTH AMERICA	31,237,622	244,408,520	29,651,231	219,224,274
Bermuda	79	3,988	257	7,959
Canada	1,885,906	15,158,576	1,654,177	12,798,082
Greenland		137		
U.S.America	29,351,636	229,245,819	27,996,797	206,418,233
EASTERN EUROPE	6,719,441	29,988,995	4,979,743	23,858,155
Belarus	1,550	32,021	4,234	18,644

Contd.

10.12 Exports by Areas and Countries/Territories

(In Thousand Rupees)

COMMODITIES	JAN - 2014	CUML.FROM JULY 2013	JAN-2013	CUML.FROM JULY 2012
Bulgaria	140,214	864,340	60,412	765,642
Czech Republic	347,464	1,974,005	240,534	1,460,780
Hungary	86,983	735,077	46,749	600,547
Poland	1,443,267	7,311,045	709,303	4,673,346
Republic of Moldova	5,752	15,212		19,609
Romania	171,855	1,736,043	110,716	1,472,142
Russian Federation	3,306,841	11,777,276	2,846,306	10,628,193
Slovakia/Slovak R.	17,844	210,435	48,733	557,960
Ukraine	1,197,670	5,333,541	912,757	3,661,293
NORTHERN EUROPE	19,157,160	121,046,491	15,982,730	97,799,458
Denmark	995,095	6,015,131	951,297	5,436,917
Estonia	176,867	1,535,855	216,546	1,899,015
Faeroe Islands		136		119
Finland	621,726	4,472,087	820,725	4,669,651
Iceland	935	7,128	920	10,448
Ireland	460,437	2,928,426	320,433	2,632,464
Latvia	221,447	1,326,965	136,631	950,595
Lithuania	500,949	3,266,825	523,088	2,442,529
Norway	488,025	3,278,800	408,042	2,562,627
Sweden	1,257,230	7,136,034	791,124	5,651,881
United Kingdom	14,434,449	91,079,104	11,813,925	71,543,210
SOUTHERN EUROPE	14,357,963	94,822,367	11,275,909	67,358,170
Albania	18,181	165,816	18,812	125,846
Bosnia & Herzegovina	1,706	4,715	447	2,361
Croatia	85,538	455,381	93,616	372,784
Fr.Yugoslav R.Macedo		1,138		
Gibraltar		632		1,226
Greece	481,661	3,831,064	387,205	2,491,342
Holy See		4,090		
Italy	5,604,200	38,876,911	4,959,166	27,359,337
Malta	45,336	323,798	27,814	114,859
Portugal	1,358,636	9,715,117	1,002,784	6,208,483
Slovenia	285,380	2,569,641	353,444	1,347,246
Spain	6,469,234	38,691,212	4,397,977	29,046,115
Serbia	8,091	182,851	34,643	288,570
WESTERN EUROPE	25,853,224	171,433,821	21,129,532	128,304,014
Austria	162,376	1,279,651	161,843	891,289
Belgium	5,857,530	37,182,889	4,453,250	28,651,380
Europien Union				17,156
France	3,356,073	24,781,603	2,988,970	18,345,785
Germany	10,417,771	66,559,134	9,019,921	54,437,887
Liechtenstein		136		
Luxembourg	443	16,450	241	15,852
Monaco			266	266
Netherlands	5,980,687	40,893,485	4,432,877	25,284,534
Switzerland	78,343	720,474	72,163	659,865
EASTERN AFRICA	11,447,789	51,634,708	9,980,771	40,536,115
B.Indian Ocean Terr.				102
Burundi	1,463	7,524	904	2,547
Comoros	396,954	2,159,092	264,546	1,744,890
Djibouti	576,685	2,041,211	515,788	2,292,022
Eritrea	3,966	24,220	3,648	25,902

Contd.

10.12 Exports by Areas and Countries/Territories

(In Thousand Rupees)

COMMODITIES	JAN - 2014	CUML.FROM JULY 2013	JAN-2013	CUML.FROM JULY 2012
Ethiopia	1,810	84,240	19,109	103,288
Kenya	4,237,389	17,640,997	2,866,224	11,583,721
Madagascar	2,672,302	10,145,221	1,292,245	5,052,453
Malawi	14,629	103,372	38,494	125,551
Mauritius	172,620	1,866,399	149,805	1,260,326
Mayotte		5,896	4,139	8,652
Mozambique	1,221,490	6,876,882	1,609,368	5,186,901
Reunion	55,790	431,507	38,763	185,228
Rwanda	664	16,096	2,017	19,262
Seychelles	22,746	129,396	38,844	160,258
Somalia	467,895	2,222,501	683,647	4,739,174
Uganda	4,014	73,071	32,960	277,985
U.R.of Tanzania	1,519,394	7,437,712	2,334,887	7,462,477
Zambia	786	44,418	1,796	18,222
Zimbabwe	77,190	324,954	83,586	287,152
MIDDLE AFRICA	642,426	4,898,924	625,726	3,299,426
Angola	239,463	2,243,690	317,942	1,688,811
Cameroon	172,655	1,153,546	156,122	1,029,893
Chad		3,462	5,554	13,787
Congo, Republic of	10,366	50,144	8,479	121,827
D.R.of Congo	199,457	1,172,611	23,139	212,991
Equatorial G.(Ri.Mi)		112,493	29,090	57,278
Gabon	20,342	162,662	85,398	174,839
Sao Tome & Principe	143	317		
NORTHERN AFRICA	2,906,100	17,740,984	3,666,363	18,818,241
Algeria	230,040	2,194,816	320,938	1,854,488
Egypt(U.A.R.)	1,548,751	9,014,060	1,603,116	9,992,178
Libya	95,907	666,964	117,631	951,370
Morocco	156,376	981,790	202,061	1,042,228
Sudan	619,739	3,189,805	1,204,825	3,963,668
Tunisia	255,287	1,692,821	217,793	1,014,126
Western Sahara(Ri.De)		729		183
SOUTHERN AFRICA	2,880,487	18,760,672	2,524,168	15,996,069
Botswana	33,018	269,905	19,809	141,946
Lesotho	130,647	595,596	65,722	413,341
Namibia	1,054	66,697	6,478	78,894
South Africa	2,715,767	17,824,572	2,431,555	15,356,196
Swaziland		3,901	604	5,692
WESTERN AFRICA	5,102,751	20,658,601	4,851,283	14,192,846
Benin	961,254	4,987,779	801,273	2,810,133
Burkina Faso(Fr.Up.V)			8,496	13,373
Cape Verde	1,769	7,179		1,738
Co,te d,Ivoire(Fr.Iv)	1,071,305	3,275,346	91,344	460,106
Gambia	144,423	733,767	132,503	414,464
Ghana	153,116	667,025	109,187	542,967
Guinea	1,090,832	2,705,293	857,009	1,099,743
Guinea-Bissau	26,508	55,017	11,329	163,143
Liberia	2,911	89,013	59,691	222,614
Mali	323	1,900		1,061
Mauritania	571,113	2,344,528	386,519	1,408,761
Niger		18,449		10,583
Nigeria	720,461	3,533,706	173,017	2,278,710

Contd.

10.12 Exports by Areas and Countries/Territories

(In Thousand Rupees)

COMMODITIES	JAN - 2014	CUML.FROM JULY 2013	JAN-2013	CUML.FROM JULY 2012
Senegal	66,863	416,175	1,887,447	2,750,241
Sierra Leone	228,106	614,005	297,070	1,258,144
Togo	63,768	1,209,417	36,398	757,065
EASTERN ASIA	23,389,172	228,617,144	26,271,055	192,002,095
China	16,956,845	154,928,998	19,571,625	142,797,920
Hong Kong S.A.Re.Chi	1,964,003	22,188,790	2,375,205	20,487,204
Japan	1,725,920	12,474,745	1,356,760	9,907,734
Korea D.P.Republic	541	7,210	1,273	6,406
Korea, Republic of	2,084,668	26,198,114	2,206,397	14,236,768
Macao.China		5,424		1,134
Mongolia		8,274		5,631
O.Asia(Tai.For.Pe.Ki	657,196	12,805,589	759,795	4,559,298
SOUTH-CENTRAL ASIA	29,983,099	204,849,732	26,586,502	191,266,436
Afghanistan	16,957,933	114,037,319	15,878,977	112,978,981
Bangladesh	6,019,123	43,093,389	5,007,879	37,923,457
Bhutan				47
India	3,853,941	27,257,621	2,396,674	17,163,570
Iran (Islamic R.)	401,982	2,852,495	561,259	6,112,583
Kazakstan	87,004	274,042	17,001	243,203
Kyrgyzstan/Kyrgyz R.	1,983	24,534	6,887	43,647
Maldives	41,878	524,466	81,786	355,387
Nepal	2,311	34,334	4,400	87,673
Sri Lanka	2,452,196	15,828,831	2,492,773	15,796,606
Tajikistan	105,532	615,074	47,985	185,456
Turkmenistan	9,018	105,167	34,803	111,509
Uzbekistan	50,198	202,459	56,078	264,317
SOUTH-EASTERN ASIA	8,287,791	57,021,221	7,708,898	56,451,103
Brunei Darussalam	945	18,805	2,876	30,732
Cambodia Fr.Kampuche	403,770	2,936,820	270,390	2,419,206
Timor Leste		416		
Indonesia	1,090,018	7,603,661	1,627,228	12,433,559
Lao People's D.R.	3,756	46,999	1,540	21,613
Malaysia	2,634,936	11,636,012	1,974,098	13,361,617
Myanmar	110,226	845,011	104,354	831,933
Philippines	1,219,055	6,645,872	930,106	3,120,457
Singapore	682,158	4,743,428	621,983	3,650,107
Thailand	885,345	6,340,921	814,349	5,552,287
Viet Nam	1,257,582	16,203,276	1,361,974	15,029,591
WESTERN ASIA	28,552,199	219,762,933	25,838,324	231,733,289
Armenia	79	7,102		4,101
Azerbaijan	230,747	3,100,018	73,448	824,022
Bahrain	1,247,205	6,602,706	713,788	4,181,889
Cyprus	20,098	172,206	17,334	188,735
Dubai				14,256
Georgia	119,143	463,035	91,165	456,791
Iraq	591,255	1,718,129	182,525	1,327,859
Jordan	438,989	2,580,327	523,145	3,192,827
Kuwait	1,070,596	6,429,285	683,413	4,603,783
Lebanon	255,994	2,076,815	208,644	979,160
Oman	1,645,233	11,231,102	1,445,537	8,983,642
Qatar	775,676	4,824,653	687,186	4,354,807

Contd.

10.12 Exports by Areas and Countries/Territories

(In Thousand Rupees)

COMMODITIES	JAN - 2014	CUML.FROM JULY 2013	JAN-2013	CUML.FROM JULY 2012
Ras-ul-Khaimah				8
Saudi Arabia	5,141,952	28,104,839	4,799,039	25,980,858
Sharjah				1,235
Syrian Arab Republic	402,533	1,757,329	120,931	491,149
Turkey	3,426,903	23,646,567	3,488,277	20,009,609
United Arab Emirates	11,150,656	119,774,650	12,013,350	152,017,961
Yemen	2,035,140	7,274,169	790,543	4,120,597
AUSTRALIA AND NEW ZEALAND	1,793,981	21,367,481	1,897,275	11,872,027
Australia	1,348,006	18,966,113	1,555,143	9,638,574
Heard/Mac Donald Is.			1,758	1,758
New Zealand	445,975	2,400,669	340,374	2,231,631
Norfolk Island		699		
US.Minor Outlying Is				63
MELANESTIA	25,897	159,859	22,912	190,299
Fiji	23,599	132,746	17,263	141,693
New Caledonia		3,205		1,454
Papua New Guinea	2,298	18,697	5,649	46,313
Solomon Islands				840
Vanuatu		5,211		
MICRONESTIA		1,627		3,202
Guam		1,627		2,252
Palau(Fr.pacific Is)				950
POLYNESIA	2,296	29,524		22,324
American Samoa				9,498
Cook Islands		703		460
French Polynesia	2,296	9,550		10,686
Niue		16,442		
Pitcairn		1,303		
Samoa		1,525		316
Tonga				1,107
Tuvalu				258

Contd.

10.12 Exports by Areas and Countries/Territories

(In Thousand Rupees)

COMMODITIES	FEB - 2014	CUML.FROM JULY 2013	FEB-2013	CUML.FROM JULY 2012
GRAND TOTALS	227,292,739	1767,453,120	179,746,960	1522,939,142
LATIN AMERICA	374,162	1,968,447	222,327	1,966,463
Antigua and Barbuda	379	617		244
Aruba	849	1,235		2,299
Bahamas	143	778	77	6,066
Barbados	1,012	41,206		21,464
British Virgin Is.		221		
Cayman Islands	296	2,909		
Cuba	29,194	224,460	61,997	425,828
Dominican Republic	127,353	606,125	42,750	575,835
Grenada	4,609	8,940		10,077
Guadeloupe		40,334	3,955	11,267
Haiti	13,076	154,628	25,242	131,378
Jamaica	60,810	143,784	21,520	105,198
Martinique	7,462	40,807		15,827
Netherlands Antilles	378	378		2,143
Puerto Rico	13,677	248,390	36,632	358,506
St.Kitts and Nevis		247		
St. Lucia		13,465	152	9,657
St.Vincent/Grenadine	276	6,161		5,393
Trinidad and Tobago	114,542	433,654	30,003	285,206
US.Virgin Islands	107	107		76
CENTRAL AMERICA	1,269,038	11,015,350	1,221,969	10,234,555
Belize		1,944	347	5,074
Costa Rica	43,350	222,117	27,986	154,767
El Salvador	17,355	91,756	2,546	184,919
Guatemala	46,882	513,176	93,027	804,952
Honduras	23,176	170,862	16,798	268,547
Mexico	788,332	7,309,447	882,281	7,255,971
Nicaragua	256,858	1,884,098	114,995	660,942
Panama	93,085	821,950	83,989	899,383
SOUTH AMERICA	3,056,348	24,672,527	2,896,084	22,404,004
Argentina	627,450	3,963,194	556,920	3,693,206
Bolivia	13,582	42,581	8,523	44,200
Brazil	832,001	6,666,724	816,287	4,877,351
Chile	692,996	5,931,069	544,651	5,515,541
Colombia	499,065	3,508,652	399,786	2,902,938
Ecuador	93,639	703,045	28,982	448,866
Guyana	13,410	47,506		32,748
Paraguay	55,680	280,903	19,996	212,799
Peru	136,659	1,792,640	212,563	2,000,633
Suriname	1,247	52,639		31,916
Uruguay	63,401	981,143	130,283	1,252,713
Venezuela,Bolivar. R	27,217	702,432	178,093	1,391,092
NORTH AMERICA	31,146,756	275,555,276	27,523,986	246,748,260
Bermuda	216	4,204		7,959
Canada	1,831,609	16,990,185	1,325,088	14,123,170
Greenland		137	44	44
U.S.America	29,314,932	258,560,751	26,198,854	232,617,087

Contd.

10.12 Exports by Areas and Countries/Territories

(In Thousand Rupees)

COMMODITIES	FEB - 2014	CUML.FROM JULY 2013	FEB-2013	CUML.FROM JULY 2012
EASTERN EUROPE	5,561,555	35,550,550	4,495,461	28,353,616
Belarus	8,676	40,696	6,051	24,694
Bulgaria	115,524	979,865	113,796	879,438
Czech Republic	256,628	2,230,632	184,735	1,645,516
Hungary	84,424	819,501	109,888	710,435
Poland	1,278,151	8,589,196	599,765	5,273,112
Republic of Moldova	8,353	23,565	1,172	20,781
Romania	172,412	1,908,455	84,380	1,556,522
Russian Federation	2,578,279	14,355,555	2,716,276	13,344,469
Slovakia/Slovak R.	23,221	233,656	13,956	571,916
Ukraine	1,035,886	6,369,427	665,440	4,326,733
NORTHERN EUROPE	19,564,729	140,611,220	13,380,265	111,179,723
Denmark	872,414	6,887,545	700,606	6,137,524
Estonia	248,569	1,784,424	196,648	2,095,663
Faeroe Islands		136		119
Finland	581,310	5,053,397	691,593	5,361,244
Iceland	298	7,426	2,338	12,786
Ireland	438,575	3,367,001	306,712	2,939,176
Latvia	238,573	1,565,538	231,341	1,181,936
Lithuania	475,529	3,742,354	397,399	2,839,928
Norway	366,897	3,645,697	324,087	2,886,714
Sweden	1,085,449	8,221,483	746,235	6,398,116
United Kingdom	15,257,114	106,336,218	9,783,306	81,326,517
SOUTHERN EUROPE	15,855,120	110,677,487	9,726,799	77,084,969
Albania	152	165,968	21,964	147,810
Andorra	143	143		
Bosnia & Herzegovina	291	5,006	1,700	4,061
Croatia	133,133	588,514	82,262	455,047
Fr.Yugoslav R.Macedo		1,138		
Gibraltar		632		1,226
Greece	686,249	4,517,314	495,377	2,986,719
Holy See		4,090		
Italy	6,426,847	45,303,758	4,028,282	31,387,618
Malta	113,109	436,907	21,120	135,979
Portugal	1,689,316	11,404,433	886,922	7,095,405
Slovenia	434,130	3,003,771	275,624	1,622,870
Spain	6,333,439	45,024,651	3,834,244	32,880,359
Serbia	38,312	221,163	79,305	367,875
WESTERN EUROPE	26,598,880	198,032,701	16,812,805	145,116,819
Austria	156,834	1,436,485	134,754	1,026,042
Belgium	6,257,020	43,439,909	3,497,004	32,148,384
Europien Union				17,156
France	3,376,735	28,158,338	1,969,632	20,315,417
Germany	10,552,115	77,111,249	7,407,378	61,845,264
Lichtenstein		136		
Luxembourg	284	16,733		15,852
Monaco				266
Netherlands	6,149,693	47,043,178	3,702,305	28,986,838
Switzerland	106,199	826,673	101,733	761,598

Contd.

10.12 Exports by Areas and Countries/Territories

(In Thousand Rupees)

COMMODITIES	FEB - 2014	CUML.FROM JULY 2013	FEB-2013	CUML.FROM JULY 2012
EASTERN AFRICA	9,146,166	60,780,874	7,326,825	47,862,940
B.Indian Ocean Terr.				102
Burundi	3,531	11,055		2,547
Comoros	122,306	2,281,398	86,692	1,831,581
Djibouti	590,138	2,631,349	272,861	2,564,883
Eritrea	4,020	28,240	3,654	29,556
Ethiopia	6,688	90,928		103,288
Kenya	3,317,202	20,958,199	1,842,298	13,426,019
Madagascar	1,549,219	11,694,440	414,961	5,467,415
Malawi	11,492	114,864	21,746	147,297
Mauritius	265,856	2,132,255	157,350	1,417,677
Mayotte	2,790	8,687		8,652
Mozambique	1,186,196	8,063,078	1,213,081	6,399,982
Reunion	88,580	520,087	32,879	218,107
Rwanda	9,763	25,860		19,262
Seychelles	30,047	159,443	16,014	176,272
Somalia	460,548	2,683,048	1,361,525	6,100,700
Uganda	10,210	83,281	27,661	305,646
U.R.of Tanzania	1,436,797	8,874,509	1,818,074	9,280,550
Zambia	7,199	51,617	13,123	31,346
Zimbabwe	43,582	368,536	44,906	332,058
MIDDLE AFRICA	477,598	5,376,522	486,132	3,785,557
Angola	164,244	2,407,934	305,123	1,993,934
Cameroon	182,705	1,336,251	140,287	1,170,180
Central African R.	5,609	5,609		
Chad		3,462		13,787
Congo, Republic of	10,222	60,365	13,897	135,724
D.R.of Congo	88,635	1,261,246	23,962	236,953
Equatorial G. (Ri.Mi)		112,493	2,863	60,141
Gabon	26,182	188,844		174,839
Sao Tome & Principe		317		
NORTHERN AFRICA	2,776,770	20,517,754	2,651,671	21,469,912
Algeria	292,094	2,486,910	318,389	2,172,877
Egypt(U.A.R.)	1,523,805	10,537,865	1,374,084	11,366,262
Libya	141,792	808,755	129,323	1,080,693
Morocco	170,621	1,152,411	158,998	1,201,226
Sudan	397,850	3,587,655	516,529	4,480,197
Tunisia	250,608	1,943,429	154,299	1,168,425
Western Sahara(Ri.De)		729	49	232
SOUTHERN AFRICA	2,596,076	21,356,748	2,263,838	18,259,907
Botswana	22,627	292,532	22,969	164,915
Lesotho	100,713	696,308	109,739	523,081
Namibia	220	66,917	4,321	83,215
South Africa	2,472,438	20,297,010	2,123,184	17,479,380
Swaziland	78	3,980	3,624	9,316
WESTERN AFRICA	4,012,730	24,671,331	2,968,470	17,161,316
Benin	463,030	5,450,809	637,813	3,447,946
Burkina Faso(Fr.Up.V)	1,356	1,356		13,373
Cape Verde		7,179	1,046	2,784
Co,te d,Ivoire(Fr.Iv)	1,227,297	4,502,643	429,477	889,583

Contd.

10.12 Exports by Areas and Countries/Territories

(In Thousand Rupees)

COMMODITIES	FEB - 2014	CUML.FROM JULY 2013	FEB-2013	CUML.FROM JULY 2012
Gambia	90,928	824,696	139,049	553,513
Ghana	190,204	857,229	88,658	631,625
Guinea	327,082	3,032,375	22,143	1,121,886
Guinea-Bissau	48,686	103,703	439,576	602,720
Liberia	6,548	95,562	10,523	233,136
Mali		1,900		1,061
Mauritania	627,487	2,972,015	295,308	1,704,069
Niger	1,084	19,533		10,583
Nigeria	278,468	3,812,174	185,454	2,464,164
Senegal	46,653	462,829	497,202	3,247,443
Sierra Leone	655,144	1,269,150	176,492	1,434,636
Togo	48,762	1,258,180	45,729	802,794
EASTERN ASIA	31,834,512	260,451,656	29,363,212	221,365,307
China	21,259,983	176,188,981	22,166,690	164,964,610
Hong Kong S.A.Re.Chi	3,233,594	25,422,384	2,897,753	23,384,958
Japan	1,664,866	14,139,610	1,321,121	11,228,855
Korea D.P.Republic		7,210	86	6,492
Korea, Republic of	4,987,680	31,185,794	1,919,121	16,155,889
Macao.China	340	5,764	2,094	3,228
Mongolia	143	8,417	4,746	10,377
O.Asia(Tai.For.Pe.Ki	687,906	13,493,495	1,051,600	5,610,898
SOUTH-CENTRAL ASIA	29,024,099	233,873,831	25,497,929	216,764,365
Afghanistan	16,433,563	130,470,882	13,772,169	126,751,151
Bangladesh	6,399,007	49,492,396	5,597,623	43,521,080
Bhutan				47
India	3,176,843	30,434,464	2,613,220	19,776,790
Iran (Islamic R.)	514,092	3,366,588	802,946	6,915,529
Kazakstan	138,558	412,600	4,216	247,419
Kyrgyzstan/Kyrgyz R.	2,016	26,550	15,416	59,063
Maldives	55,565	580,031	34,061	389,448
Nepal	5,222	39,556	7,178	94,851
Sri Lanka	2,181,383	18,010,214	2,572,426	18,369,032
Tajikistan	53,654	668,728	23,426	208,882
Turkmenistan	12,250	117,417	17,235	128,744
Uzbekistan	51,946	254,405	38,012	302,329
SOUTH-EASTERN ASIA	9,212,074	66,233,295	6,583,225	63,034,328
Brunei Darussalam	5,150	23,954	1,258	31,990
Cambodia Fr.Kampuche	273,295	3,210,115	359,662	2,778,868
Timor Leste		416		
Indonesia	993,537	8,597,199	1,285,645	13,719,204
Lao People's D.R.		46,999	5,824	27,437
Malaysia	3,477,464	15,113,475	1,531,208	14,892,825
Myanmar	133,961	978,971	97,185	929,118
Philippines	694,637	7,340,510	308,332	3,428,789
Singapore	942,296	5,685,723	557,504	4,207,611
Thailand	964,213	7,305,135	742,498	6,294,785
Viet Nam	1,727,521	17,930,798	1,694,109	16,723,701
WESTERN ASIA	32,996,334	252,759,267	24,582,229	256,315,518
Armenia	129	7,232		4,101
Azerbaijan	189,070	3,289,089	119,015	943,037

Contd.

10.12 Exports by Areas and Countries/Territories

(In Thousand Rupees)

COMMODITIES	FEB - 2014	CUML.FROM JULY 2013	FEB-2013	CUML.FROM JULY 2012
Bahrain	858,166	7,460,871	454,523	4,636,412
Cyprus	34,114	206,320	33,738	222,473
Dubai				14,256
Georgia	156,590	619,625	87,858	544,649
Iraq	205,078	1,923,208	437,913	1,765,772
Jordan	467,033	3,047,360	394,344	3,587,170
Kuwait	930,877	7,360,162	590,474	5,194,257
Lebanon	158,455	2,235,270	274,837	1,253,997
Oman	1,163,175	12,394,276	1,105,203	10,088,845
Qatar	668,353	5,493,006	484,363	4,839,170
Ras-ul-Khaimah				8
Saudi Arabia	5,154,453	33,259,292	3,537,904	29,518,762
Sharjah				1,235
Syrian Arab Republic	295,601	2,052,930	14,600	505,749
Turkey	4,217,822	27,864,389	2,375,500	22,385,109
United Arab Emirates	16,791,821	136,566,472	13,466,309	165,484,270
Yemen	1,705,597	8,979,766	1,205,649	5,326,246
AUSTRALIA AND NEW ZEALAND	1,774,754	23,142,235	1,724,392	13,596,418
Australia	1,440,350	20,406,464	1,375,494	11,014,068
Cocos (Keeling) Is.	284	284		
Heard/Mac Donald Is.				1,758
New Zealand	334,120	2,734,789	348,073	2,579,704
Norfolk Island		699		
US.Minor Outlying Is			824	888
MELANESIA	13,281	173,140	18,375	208,674
Fiji	6,468	139,214	11,993	153,686
New Caledonia		3,205	4,727	6,181
Papua New Guinea	6,813	25,509	731	47,043
Solomon Islands			924	1,764
Vanuatu		5,211		
MICRONESIA	508	2,134	164	3,365
Guam	508	2,134		2,252
Micronesia,F.States			164	164
Palau(Fr.pacific Is)				950
POLYNESIA	1,251	30,774	803	23,127
American Samoa				9,498
Cook Islands	1,251	1,953		460
French Polynesia		9,550	96	10,782
Niue		16,442		
Pitcairn		1,303		
Samoa		1,525		316
Tonga			707	1,814
Tuvalu				258

Contd.

10.13 Re-Exports by Areas and Countries/Territories

(In Thousand Rupees)

COMMODITIES	JAN - 2014	CUML.FROM JULY 2013	JAN-2013	CUML.FROM JULY 2012
GRAND TOTALS		4,095,641	15,093	4,134,621
SOUTH AMERICA		12,944		819
Argentina				771
Brazil		10		48
Colombia		529		
Ecuador		12,406		
NORTH AMERICA		679,044		220,663
Canada		2,029		8,124
St.Pierre & Miquelon		254		
U.S.America		676,761		212,538
EASTERN EUROPE		197,928		47,565
Bulgaria		1,266		
Czech Republic		508		
Hungary		52,966		42,706
Poland		142,432		4,860
Romania		10		
Russian Federation		727		
Ukraine		19		
NORTHERN EUROPE		56,866		802,365
Denmark		11,847		1,448
Finland		12		787
Ireland		8,047		842
Norway		796		1,360
Sweden		12,299		7,039
United Kingdom		23,866		790,888
SOUTHERN EUROPE		109,258		91,329
Italy		70,667		88,680
Portugal		13		
Spain		38,578		2,649
WESTERN EUROPE		511,923	156	938,081
Austria		578		615
Belgium		3,583	156	43,997
France		135,678		315,314
Germany		294,410		391,573
Luxembourg		3,120		
Netherlands		44,145		119,100
Switzerland		30,409		67,482
EASTERN AFRICA				4,713
Djibouti				4,713
MIDDLE AFRICA				472
Cameroon				472
NORTHERN AFRICA		901		10,307
Egypt(U.A.R.)		901		9,720
Tunisia				587
SOUTHERN AFRICA		1		1,367
South Africa				1,367

Contd.

10.13 Re-Exports by Areas and Countries/Territories

(In Thousand Rupees)

COMMODITIES	JAN - 2014	CUML.FROM JULY 2013	JAN-2013	CUML.FROM JULY 2012
Swaziland		1		
WESTERN AFRICA		434		3
Ghana				3
Mauritania		415		
Senegal		19		
EASTERN ASIA		655,612	13,695	791,299
China		334,931	13,695	95,720
Hong Kong S.A.Re.Chi		257,658		172,883
Japan		53,138		512,998
Korea D.P.Republic				1
Korea, Republic of		971		3,291
O.Asia(Tai.For.Pe.Ki		8,914		6,405
SOUTH-CENTRAL ASIA		93,338		50,425
Afghanistan		17,945		15,765
Bangladesh		4,976		279
India		66,707		34,230
Kazakstan		86		
Sri Lanka		3,624		150
SOUTH-EASTERN ASIA		363,982		359,670
Indonesia		6,688		2
Malaysia		43,852		65,652
Philippines		5,013		9,306
Singapore		304,293		261,502
Thailand		4,137		23,208
WESTERN ASIA		1,403,378	1,242	813,322
Azerbaijan		9,329		
Bahrain		12,656		12,138
Iraq		10,119		
Jordan		101,820		124
Kuwait		2,617		1,401
Oman		25,431		5,512
Qatar		4,552		14,618
Saudi Arabia		15,228	78	79,882
Turkey		7,177		2,617
United Arab Emirates		1,174,223	1,165	692,734
Yemen		40,227		4,296
AUSTRALIA AND NEW ZEALAND		10,031		2,221
Australia		10,031		2,221

Contd.

10.13 Re-Exports by Areas and Countries/Territories

(In Thousand Rupees)

COMMODITIES	FEB - 2014	CUML.FROM JULY 2013	FEB-2013	CUML.FROM JULY 2012
GRAND TOTALS	1,226,359	5,322,000	70,341	4,204,962
SOUTH AMERICA	1,559	14,503		819
Argentina	1,559	1,559		771
Brazil		10		48
Colombia		529		
Ecuador		12,406		
NORTH AMERICA	34,794	713,838	11,080	231,742
Canada	4,842	6,871		8,124
St.Pierre & Miquelon		254		
U.S.America	29,952	706,713	11,080	223,618
EASTERN EUROPE	22,929	220,856		47,565
Bulgaria	892	2,158		
Czech Republic		508		
Hungary	21,781	74,747		42,706
Poland	256	142,688		4,860
Romania		10		
Russian Federation		727		
Ukraine		19		
NORTHERN EUROPE	32,500	89,367		802,365
Denmark	108	11,955		1,448
Finland	1,636	1,648		787
Ireland		8,047		842
Norway	332	1,127		1,360
Sweden	8,628	20,927		7,039
United Kingdom	21,797	45,662		790,888
SOUTHERN EUROPE	11,183	120,441	2,052	93,381
Italy	9,468	80,135	2,052	90,732
Portugal		13		
Spain	1,714	40,293		2,649
WESTERN EUROPE	154,908	666,830	6,318	944,398
Austria		578		615
Belgium	5	3,588	6,318	50,315
France	40,904	176,582		315,314
Germany	59,953	354,364		391,573
Luxembourg	18,396	21,516		
Netherlands	16,281	60,426		119,100
Switzerland	19,368	49,777		67,482
EASTERN AFRICA	6,925	6,925		4,713
Djibouti				4,713
Ethiopia	6,925	6,925		
MIDDLE AFRICA	1,051	1,051		472
Cameroon				472
Congo, Republic of	1,051	1,051		
NORTHERN AFRICA		901		10,307
Egypt(U.A.R.)		901		9,720
Tunisia				587
SOUTHERN AFRICA	341	342		1,367

Contd.

10.13 Re-Exports by Areas and Countries/Territories

(In Thousand Rupees)

COMMODITIES	FEB - 2014	CUML.FROM JULY 2013	FEB-2013	CUML.FROM JULY 2012
South Africa	339	339		1,367
Swaziland	1	2		
WESTERN AFRICA		434		3
Ghana				3
Mauritania		415		
Senegal		19		
EASTERN ASIA	181,559	837,171	15,064	806,363
China	13,826	348,757		95,720
Hong Kong S.A.Re.Chi	50,592	308,250		172,883
Japan	46,224	99,362	15,064	528,062
Korea D.P.Republic				1
Korea, Republic of	61,494	62,465		3,291
O.Asia(Tai.For.Pe.Ki	9,423	18,337		6,405
SOUTH-CENTRAL ASIA	13,018	106,356	30,957	81,382
Afghanistan		17,945		15,765
Bangladesh	9,600	14,576		279
India	2,564	69,271		34,230
Iran (Islamic R.)			30,957	30,957
Kazakstan		86		
Kyrgyzstan/Kyrgyz R.	743	743		
Sri Lanka	111	3,736		150
SOUTH-EASTERN ASIA	136,172	500,155		359,670
Indonesia		6,688		2
Malaysia	15,048	58,900		65,652
Philippines	1,587	6,599		9,306
Singapore	50,222	354,515		261,502
Thailand	28,707	32,843		23,208
Viet Nam	40,609	40,609		
WESTERN ASIA	629,118	2,032,496	4,871	818,193
Azerbaijan	704	10,033		
Bahrain	1,003	13,658		12,138
Iraq	33,458	43,577		
Jordan	12	101,832		124
Kuwait	8,548	11,165		1,401
Oman	99,118	124,549		5,512
Qatar	6,880	11,432		14,618
Saudi Arabia	1,455	16,683		79,882
Turkey	2,185	9,362		2,617
United Arab Emirates	455,576	1,629,799	4,871	697,605
Yemen	20,179	60,406		4,296
AUSTRALIA AND NEW ZEALAND	302	10,333		2,221
Australia	302	10,333		2,221

Contd.

10.14 Imports by Areas and Countries/Territories

(In Thousand Rupees)				
TERRITORIES / COUNTRIES	JAN - 2014	CUMULATIVE FROM JULY, 2013	JAN - 2013	CUMULATIVE FROM JULY, 2012
GRAND TOTALS	435,995,247	2707,851,879	366,822,601	2456,663,390
LATIN AMERICA	10,545	145,170	152,106	699,488
Anguilla	1	8		
Aruba		25		
Bahamas		6,272	9	2,163
Barbados		2,041		1,205
British Virgin Is.	1,716	3,872		159,472
Cayman Islands			11,621	12,516
Cuba	1,374	22,782		7,388
Dominica		3,536		1,876
Dominican Republic	2,929	16,857	81	8,500
Grenada		6	53	53
Guadeloupe	2	2		
Haiti		224		545
Jamaica	10	9,109		9,628
Martinique				48
Montserrat		908		382
Netherlands Antilles	180	7,254	1,919	118,347
Puerto Rico	428	39,670	136,954	366,310
St.Kitts and Nevis		118		
Trinidad and Tobago	3,904	31,965	1,255	8,147
Turks & Caicos Is.			10	131
US.Virgin Islands		520	204	2,776
CENTRAL AMERICA	329,140	2,753,848	950,819	2,806,495
Belize	16,465	121,978	1,517	71,284
Costa Rica	2,366	9,702	614	9,347
El Salvador		2,490		302
French West Indies		1,932		
Guatemala	66,930	231,729	4,931	374,545
Honduras	1,607	18,840	516	8,318
Mexico	241,772	2,361,601	163,040	1,553,871
Nicaragua		493		
Panama		5,082	780,201	788,829
SOUTH AMERICA	1,152,020	15,571,659	2,801,215	20,008,713
Argentina	140,947	5,915,895	216,271	5,399,836
Bolivia	6	1,085		4,947
Bouvet Island	59	84	13	2,464
Brazil	854,366	6,878,481	2,227,267	12,106,515
Chile	56,674	2,335,303	336,849	1,359,267
Colombia	5,433	76,204		34,425
Ecuador	1,297	32,399		4,551
Falkland Is.Malvinas		19		275
French Guiana		1	4,517	8,674
Guyana		3,519		2,140
Paraguay	5	3,691		461
Peru	6,640	146,561	12,283	67,877
S.Georgia S.Sandw.Is		5,155	686	4,426
Suriname		3,593	273	3,166
Uruguay	86,054	169,098	3,055	1,003,176
Venezuela,Bolivar. R	538	571		6,514

Contd.

10.14 Imports by Areas and Countries/Territories

(In Thousand Rupees)				
TERRITORIES / COUNTRIES	JAN - 2014	CUMULATIVE FROM JULY, 2013	JAN - 2013	CUMULATIVE FROM JULY, 2012
NORTH AMERICA	19,842,544	113,215,617	12,259,721	94,233,304
Bermuda		702		4,270
Canada	1,079,890	7,402,135	787,656	8,275,377
Greenland		225	21,536	21,536
St.Pierre & Miquelon		25,567		11,199
U.S.America	18,762,654	105,786,988	11,450,529	85,920,921
EASTERN EUROPE	5,163,972	55,059,370	4,613,138	33,182,239
Belarus	78,249	1,605,542	24,059	1,888,460
Bulgaria	206,761	909,991	35,446	1,256,216
Czech Republic	238,825	1,398,130	251,928	1,220,901
Hungary	303,279	1,655,989	191,327	1,438,961
Poland	520,229	3,280,949	408,770	3,091,539
Republic of Moldova	155,437	374,009		
Romania	178,930	6,952,719	177,210	3,446,527
Russian Federation	1,329,589	16,105,786	3,196,722	15,600,999
Slovakia/Slovak R.	544,821	1,822,014	211,936	1,068,656
Ukraine	1,607,851	20,954,242	115,739	4,169,981
NORTHERN EUROPE	9,132,274	69,428,653	10,257,512	89,500,573
Denmark	2,315,965	13,110,214	2,495,541	16,067,472
Estonia	11,382	97,299	19,183	4,271,318
Faeroe Islands		828		
Finland	337,581	3,601,366	435,614	2,723,106
Iceland	10,743	40,536	7,837	16,471
Ireland	345,810	3,061,762	147,296	2,793,584
Latvia	11,540	238,500	6,417	85,202
Lithuania	8,812	2,406,536	23,232	1,231,027
Norway	84,374	750,168	1,050,509	2,360,083
Svalbard/Jan. May. Is.		64		69
Sweden	1,618,236	11,162,855	1,827,241	11,748,795
United Kingdom	4,387,830	34,958,523	4,244,642	48,203,446
SOUTHERN EUROPE	8,011,856	46,224,270	8,427,877	37,518,678
Albania		10	4,841	4,859
Andorra	4	4		
Bosnia & Herzegovina	3,919	8,167		857
Croatia	392	10,736	2,432	39,145
Fr.Yugoslav R.Macedo		8,106		
Gibraltar		1,778		1,836
Greece	164,825	1,722,751	2,329,900	3,174,311
Holy See		926		386
Italy	6,038,736	29,607,665	4,803,097	23,146,343
Malta	2,786	16,128		22,156
Portugal	176,971	766,531	116,005	721,954
San Marino	3,767	4,492		
Slovenia	31,930	152,033	31,250	618,176
Spain	1,244,630	11,748,525	853,327	8,737,615
Serbia	343,896	2,176,418	287,025	1,051,040
WESTERN EUROPE	29,969,382	180,122,821	23,627,277	147,480,691
Austria	1,065,509	6,619,144	431,786	5,473,253
Belgium	1,697,302	13,650,388	1,647,921	12,482,093
European Union	4,176,248	25,349,856	2,440,850	10,181,331

Contd.

10.14 Imports by Areas and Countries/Territories

(In Thousand Rupees)				
TERRITORIES / COUNTRIES	JAN - 2014	CUMULATIVE FROM JULY, 2013	JAN - 2013	CUMULATIVE FROM JULY, 2012
France	3,670,210	21,283,799	4,018,065	27,243,662
Germany	13,841,216	80,703,278	11,155,842	63,544,744
Liechtenstein		92		2,773
Luxembourg	33,666	273,245	87,932	482,009
Monaco		725,018		576
Netherlands	1,982,411	13,410,250	1,883,952	14,552,739
Switzerland	3,502,820	18,107,750	1,960,930	13,517,511
EASTERN AFRICA	4,136,644	23,455,963	5,440,987	24,347,600
B.Indian Ocean Terr.				95
Burundi	21,867	536,770	74,851	747,353
Comoros	5,914	51,469	14,547	53,975
Djibouti	13,623	59,037	23,785	83,653
Eritrea	2,159	8,077		1,891
Ethiopia	367,256	2,077,441	304,313	1,788,186
Kenya	2,379,118	14,142,326	2,677,623	13,593,952
Madagascar	73,731	342,895	14,705	224,485
Malawi	5,025	204,171	26,926	198,294
Mauritius	480,932	1,187,081	993,966	1,668,458
Mayotte		3,903		7,324
Mozambique	2,382	32,155	1	286,638
Reunion		81,747	11,690	31,916
Rwanda	136,223	790,089	165,768	1,113,195
Somalia	76,938	391,535	32,841	240,192
Uganda	63,597	397,579	59,301	480,606
U.R.of Tanzania	94,947	459,675	470,003	910,900
Zambia	384,089	2,526,487	556,878	2,793,309
Zimbabwe	28,844	163,524	13,791	123,175
MIDDLE AFRICA	114,955	247,715	28,778	138,683
Angola	7,796	13,227	8,651	34,627
Cameroon	5,951	31,391	4,270	24,332
Central African R.		1,375	4,320	9,715
Chad	87,196	157,305	6,627	22,152
Congo, Republic of	2,994	25,330	3,172	25,113
D.R.of Congo	8,004	9,941	1,738	2,816
Equatorial G.(Ri.Mi)		82		90
Gabon	2,614	7,663		19,391
Sao Tome & Principe	400	1,401		447
NORTHERN AFRICA	2,760,710	22,047,447	2,503,357	29,963,347
Algeria	3,659	25,598		51,200
Egypt(U.A.R.)	760,431	6,535,696	895,861	7,988,650
Libya		13,655		120
Morocco	1,903,846	14,849,717	1,536,360	20,793,589
Sudan	17,859	158,631	34,758	288,518
Tunisia	74,915	463,776	36,379	841,270
Western Sahara(Ri.De)		375		
SOUTHERN AFRICA	2,397,635	16,411,048	2,951,186	17,098,421
Botswana	9,598	9,656	1,490	3,097
Canary Islands		2,152		
French Southern Terr				292
Lesotho		3,211	129	666

Contd.

10.14 Imports by Areas and Countries/Territories

(In Thousand Rupees)				
TERRITORIES / COUNTRIES	JAN - 2014	CUMULATIVE FROM JULY, 2013	JAN - 2013	CUMULATIVE FROM JULY, 2012
Namibia	56	44,299		2,800
South Africa	2,301,936	15,658,871	2,872,849	16,118,107
Swaziland	86,046	692,858	76,718	973,459
WESTERN AFRICA	256,729	1,762,887	185,388	2,279,092
Benin		8,698	433	16,273
Burkina Faso(Fr.Up.V	5	1,335		
Cape Verde		1,009		21,759
Co,te d,Ivoire(Fr.Iv		126,771	4,184	56,802
Gambia		334		3,400
Ghana	58,735	190,423	36,015	205,371
Guinea		37,432	4,370	10,805
Guinea-Bissau		4,097		
Liberia		475		260,872
Mali	47,089	158,490		610
Mauritania		3,928		18,684
Niger				1,522
Nigeria	10,842	468,034	55,024	1,118,854
Senegal	120,666	573,830	75,691	376,776
Sierra Leone	1,552	15,556	432	84,582
St. Helena		182		
Togo	17,839	172,291	9,239	102,780
EASTERN ASIA	117,075,314	621,715,216	83,771,965	551,164,179
China	93,726,290	446,397,217	56,281,926	378,757,510
Hong Kong S.A.Re.Chi	1,232,763	6,684,234	860,555	6,789,398
Japan	11,824,684	103,258,158	16,285,984	105,714,160
Korea D.P.Republic	339,205	2,255,720	378,019	2,943,321
Korea, Republic of	6,268,149	41,408,363	7,371,296	39,630,543
Macao.China		574	133	3,264
Mongolia		65		860
O.Asia(Tai.For.Pe.Ki	3,684,224	21,710,885	2,594,050	17,325,122
SOUTH-CENTRAL ASIA	35,034,992	153,843,804	30,645,393	131,188,621
Afghanistan	3,767,113	20,392,580	3,101,611	16,373,209
Bangladesh	573,114	3,336,944	506,111	3,339,700
Bhutan	126	165		1,547
India	27,903,442	115,635,105	22,847,652	95,892,919
Iran (Islamic R.)	1,972,471	9,663,184	3,267,248	10,145,413
Kazakstan	10,240	148,101	9,462	104,409
Kyrgyzstan/Kyrgyz R.	4,016	4,174		104
Maldives		2,074	2,683	8,610
Nepal	2,179	31,615	15,226	63,200
Sri Lanka	665,458	3,740,626	642,292	4,666,626
Tajikistan		4,403	24,487	32,426
Turkmenistan	132,580	843,491	221,659	540,696
Uzbekistan	4,255	41,341	6,962	19,762
SOUTH-EASTERN ASIA	47,891,445	271,731,157	40,684,634	272,086,633
Brunei Darussalam		155		36
Cambodia Fr.Kampuche	2,385	48,081	5,768	13,547
Indonesia	20,424,265	79,200,557	10,849,344	72,323,854
Lao People's D.R.		9,089		
Malaysia	13,644,251	108,325,962	15,797,475	118,555,787

Contd.

10.14 Imports by Areas and Countries/Territories

(In Thousand Rupees)				
TERRITORIES / COUNTRIES	JAN - 2014	CUMULATIVE FROM JULY, 2013	JAN - 2013	CUMULATIVE FROM JULY, 2012
Myanmar	144,425	580,208	125,327	1,347,736
Philippines	268,005	2,001,293	186,024	1,781,672
Singapore	6,004,952	34,608,736	7,524,365	36,409,005
Thailand	5,985,033	39,495,993	5,107,981	35,890,714
Viet Nam	1,418,129	7,461,082	1,088,350	5,764,284
WESTERN ASIA	150,520,738	1,097,226,508	127,884,870	950,101,304
Armenia		118		428
Bahrain	700,393	3,219,165	514,311	4,692,266
Cyprus	6,970	70,416	11,498	82,763
Dubai				4,268
Georgia		12,700	7,781	23,024
Iraq	42,360	329,506	1,505	156,573
Jordan	208,621	1,105,027	76,844	661,269
Kuwait	27,615,765	224,483,457	31,813,864	220,379,964
Lebanon	22,412	182,247	30,348	234,849
Oman	13,042,261	96,251,071	1,393,594	52,885,995
Qatar	3,020,589	12,305,967	1,942,709	19,672,597
Ras-ul-Khaimah				4,864
Saudi Arabia	41,646,548	256,714,943	30,618,238	189,704,309
Syrian Arab Republic	23,570	55,978	10,954	51,442
Turkey	1,893,822	10,090,041	1,233,873	8,722,520
United Arab Emirates	62,246,632	492,232,535	60,175,414	452,640,817
Yemen	50,794	173,338	53,938	183,357
AUSTRALIA AND NEW ZEALAND	2,192,206	16,768,289	9,626,701	52,814,470
Australia	1,585,466	14,226,539	9,219,906	50,287,047
Christmas Islands	525	15,458	1,989	36,269
Cocos (Keeling) Is.	7,510	10,881	660	7,327
Heard/Mac Donald Is.		1,527		1,566
New Zealand	595,099	2,494,692	404,110	2,413,292
Norfolk Island		9,993		
US.Minor Outlying Is	3,606	9,199	36	68,970
MELANESIA		58,519	3,345	10,778
Fiji		124		3,154
New Caledonia				76
Papua New Guinea		1,275		4,129
Solomon Islands		51,486		75
Vanuatu		5,635	3,345	3,345
MICRONESIA	1,943	12,814	6,063	26,278
Guam				45
Kiribati		28	6,063	6,303
Marshall Islands		8,086		2,483
Micronesia,F.States		2,754		60
Nauru				13,734
Northern Mariana Is.	1,943	1,943		
Palau(Fr.pacific Is)		3		3,653
POLYNESIA	202	49,103	269	13,803
American Samoa		33,183	240	6,796
Cook Islands		812		984
French Polynesia		13	29	530
Johnston Island		2,924		
Pitcairn		11,529		1
Samoa				193
Tokelau		55		4,113
Tonga		322		
Tuvalu	202	265		1,187

Contd.

10.14 Imports by Areas and Countries/Territories

(In Thousand Rupees)				
TERRITORIES / COUNTRIES	FEB - 2014	CUMULATIVE FROM JULY, 2013	FEB - 2013	CUMULATIVE FROM JULY, 2012
GRAND TOTALS	377,909,236	3085,761,115	331,464,710	2788,128,100
LATIN AMERICA	17,725	162,896	105,198	804,686
Anguilla		8		
Aruba		25		
Bahamas		6,272	43	2,206
Barbados	116	2,157	841	2,046
British Virgin Is.	4,748	8,620		159,472
Cayman Islands	478	478		12,516
Cuba	527	23,309	16,030	23,418
Dominica		3,536		1,876
Dominican Republic	1,402	18,259		8,500
Grenada		6	226	279
Guadeloupe		2		
Haiti		224		545
Jamaica	9	9,118	362	9,990
Martinique				48
Montserrat	430	1,338		382
Netherlands Antilles	15	7,269	1,387	119,734
Puerto Rico	4,454	44,123	81,930	448,240
St.Kitts and Nevis		118		
Trinidad and Tobago	5,547	37,511	1,538	9,684
Turks & Caicos Is.			2,841	2,972
US.Virgin Islands		520		2,776
CENTRAL AMERICA	477,880	3,231,727	576,697	3,383,192
Belize	4,527	126,506	249,260	320,543
Costa Rica	23,534	33,236	3,380	12,728
El Salvador		2,490	160	463
French West Indies		1,932	2,028	2,028
Guatemala	109,490	341,219	105,633	480,177
Honduras	57	18,897	121	8,438
Mexico	340,271	2,701,872	216,115	1,769,986
Nicaragua		493		
Panama		5,082		788,829
SOUTH AMERICA	1,450,133	17,021,792	1,723,794	21,732,508
Argentina	327,788	6,243,683	277,334	5,677,170
Bolivia		1,085	48	4,995
Bouvet Island		84		2,464
Brazil	721,373	7,599,854	1,234,621	13,341,136
Chile	310,505	2,645,807	138,465	1,497,732
Colombia	7,760	83,963	10,948	45,373
Ecuador	13,362	45,761		4,551
Falkland Is.Malvinas		19		275
French Guiana		1		8,674
Guyana	51,777	55,297		2,140
Paraguay	1,231	4,922	74	535
Peru	13,218	159,779	9,424	77,301
S.Georgia S.Sandw.Is		5,155		4,426
Suriname		3,593	52,876	56,041
Uruguay	2,958	172,056	5	1,003,181
Venezuela,Bolivar. R	162	733		6,514

Contd.

10.14 Imports by Areas and Countries/Territories

(In Thousand Rupees)				
TERRITORIES / COUNTRIES	FEB - 2014	CUMULATIVE FROM JULY, 2013	FEB - 2013	CUMULATIVE FROM JULY, 2012
NORTH AMERICA	22,541,942	135,757,559	16,940,362	111,173,665
Bermuda		702	26	4,296
Canada	1,812,881	9,215,016	897,564	9,172,941
Greenland		225		21,536
St.Pierre & Miquelon		25,567		11,199
U.S.America	20,729,061	126,516,049	16,042,772	101,963,693
EASTERN EUROPE	3,603,600	58,662,971	3,322,473	36,504,712
Belarus	56,299	1,661,841	94,953	1,983,413
Bulgaria	56,971	966,962	23,867	1,280,083
Czech Republic	222,178	1,620,308	92,485	1,313,386
Hungary	508,042	2,164,030	152,984	1,591,946
Poland	331,063	3,612,013	393,831	3,485,370
Republic of Moldova	275,313	649,323		
Romania	179,272	7,131,991	61,253	3,507,780
Russian Federation	1,091,764	17,197,550	1,977,270	17,578,269
Slovakia/Slovak R.	547,829	2,369,842	408,565	1,477,221
Ukraine	334,869	21,289,111	117,263	4,287,244
NORTHERN EUROPE	10,741,700	80,170,353	6,154,591	95,655,164
Denmark	1,102,498	14,212,712	857,206	16,924,678
Estonia	69,968	167,267	4,121	4,275,440
Faeroe Islands		828		
Finland	314,268	3,915,634	368,266	3,091,372
Iceland	33,865	74,401	3,635	20,106
Ireland	255,376	3,317,137	197,070	2,990,654
Latvia	48,989	287,490	14,857	100,058
Lithuania	82,093	2,488,629	17,299	1,248,326
Norway	58,234	808,402	99,033	2,459,116
Svalbard/Jan May.Is.		64		69
Sweden	4,195,592	15,358,448	1,565,167	13,313,962
United Kingdom	4,580,818	39,539,341	3,027,937	51,231,383
SOUTHERN EUROPE	5,785,345	52,009,615	7,449,896	44,968,574
Albania	4,747	4,756		4,859
Andorra		4		
Bosnia & Herzegovina	23	8,189	250	1,107
Croatia	1,272	12,008	272	39,417
Fr.Yugoslav R.Macedo		8,106		
Gibraltar		1,778	434	2,270
Greece	74,555	1,797,307	570,772	3,745,084
Holy See		926		386
Italy	3,847,568	33,455,233	4,815,416	27,961,760
Malta		16,128	3,838	25,994
Portugal	188,644	955,175	110,921	832,876
San Marino		4,492		
Slovenia	13,849	165,882	34,257	652,433
Spain	1,388,051	13,136,576	1,429,581	10,167,197
Serbia	266,636	2,443,054	484,153	1,535,193
WESTERN EUROPE	24,993,973	205,116,794	15,398,487	162,879,178
Austria	1,344,794	7,963,939	633,662	6,106,915
Belgium	2,034,742	15,685,130	1,335,614	13,817,707

Contd.

10.14 Imports by Areas and Countries/Territories

(In Thousand Rupees)				
TERRITORIES / COUNTRIES	FEB - 2014	CUMULATIVE FROM JULY, 2013	FEB - 2013	CUMULATIVE FROM JULY, 2012
European Union	2,112,722	27,462,578	642,209	10,823,539
France	3,543,817	24,827,616	2,492,885	29,736,547
Germany	6,977,048	87,680,326	6,395,424	69,940,168
Liechtenstein	2,778	2,870		2,773
Luxembourg	358,899	632,144	42,640	524,649
Monaco	560	725,579		576
Netherlands	6,830,838	20,241,089	1,885,256	16,437,996
Switzerland	1,787,773	19,895,523	1,970,797	15,488,308
EASTERN AFRICA	4,035,632	27,491,595	4,615,577	28,963,177
B.Indian Ocean Terr.				95
Burundi	76,992	613,763	71,928	819,281
Comoros	2,331	53,800	4,353	58,328
Djibouti	24,588	83,625	9,960	93,613
Eritrea		8,077		1,891
Ethiopia	208,335	2,285,776	494,065	2,282,251
Kenya	2,551,183	16,693,509	3,348,444	16,942,396
Madagascar	19,902	362,798	13,395	237,880
Malawi	7,062	211,232	20,159	218,453
Mauritius	439,982	1,627,063	2,838	1,671,296
Mayotte		3,903		7,324
Mozambique	4,588	36,743	2,943	289,581
Reunion	2,484	84,231	12,163	44,079
Rwanda	201,307	991,396	148,732	1,261,927
Somalia	67,309	458,844	26,351	266,544
Uganda	136,863	534,442	79,047	559,654
U.R.of Tanzania	39,758	499,434	107,695	1,018,595
Zambia	242,064	2,768,551	239,022	3,032,332
Zimbabwe	10,883	174,407	34,482	157,657
MIDDLE AFRICA	8,504	256,219	15,174	153,857
Angola		13,227	9,174	43,801
Cameroon		31,391	935	25,266
Central African R.	1,065	2,440	173	9,888
Chad	6,240	163,545	729	22,881
Congo, Republic of		25,330	2,595	27,708
D.R.of Congo		9,941		2,816
Equatorial G.(Ri.Mi)		82		90
Gabon	1,200	8,863	1,569	20,960
Sao Tome & Principe		1,401		447
NORTHERN AFRICA	1,618,860	23,666,307	2,303,356	32,266,702
Algeria	13,907	39,504	17,686	68,886
Egypt(U.A.R.)	728,209	7,263,905	810,181	8,798,831
Libya	16,097	29,752		120
Morocco	746,808	15,596,525	1,397,704	22,191,293
Sudan	8,009	166,640	34,083	322,601
Tunisia	105,829	569,605	43,700	884,971
Western Sahara(Ri.De)		375		
SOUTHERN AFRICA	1,740,105	18,151,153	2,173,465	19,271,887
Botswana		9,656		3,097
Canary Islands		2,152		
French Southern Terr				292

Contd.

10.14 Imports by Areas and Countries/Territories

(In Thousand Rupees)				
TERRITORIES / COUNTRIES	FEB - 2014	CUMULATIVE FROM JULY, 2013	FEB - 2013	CUMULATIVE FROM JULY, 2012
Lesotho		3,211		666
Namibia	13,939	58,238	9,056	11,856
South Africa	1,631,001	17,289,873	2,125,208	18,243,315
Swaziland	95,165	788,022	39,202	1,012,660
WESTERN AFRICA	123,764	1,886,651	833,189	3,112,281
Benin	179	8,877		16,273
Burkina Faso(Fr.Up.V		1,335		
Cape Verde		1,009		21,759
Cote d'Ivoire(Fr.Iv		126,771		56,802
Gambia		334		3,400
Ghana	40,171	230,595	47,149	252,520
Guinea		37,432	3,255	14,060
Guinea-Bissau		4,097		
Liberia		475		260,872
Mali		158,490		610
Mauritania		3,928	1,196	19,880
Niger	5,571	5,571		1,522
Nigeria	15,937	483,970	698,922	1,817,776
Senegal	42,280	616,110	64,521	441,297
Sierra Leone	5,417	20,974	9,783	94,365
St. Helena	2,630	2,812		
Togo	11,579	183,870	8,363	111,143
EASTERN ASIA	81,933,130	703,648,347	77,756,096	628,920,275
China	59,166,284	505,563,501	47,308,726	426,066,236
Hong Kong S.A.Re.Chi	680,574	7,364,808	813,838	7,603,236
Japan	12,683,217	115,941,375	13,723,261	119,437,422
Korea D.P.Republic	495,045	2,750,765	297,185	3,240,507
Korea, Republic of	5,157,020	46,565,383	12,954,707	52,585,250
Macao.China		574		3,264
Mongolia	1,245	1,310		860
O.Asia(Tai.For.Pe.Ki	3,749,746	25,460,632	2,658,379	19,983,500
SOUTH-CENTRAL ASIA	36,756,205	190,600,009	22,526,690	153,715,310
Afghanistan	3,947,845	24,340,425	1,524,799	17,898,008
Bangladesh	425,938	3,762,883	657,616	3,997,316
Bhutan		165	88	1,635
India	29,085,902	144,721,007	18,514,970	114,407,888
Iran (Islamic R.)	2,396,498	12,059,681	1,196,431	11,341,844
Kazakstan	57,004	205,105	16,134	120,543
Kyrgyzstan/Kyrgyz R.	35	4,210		104
Maldives		2,074	269	8,879
Nepal	11,233	42,848	5,580	68,780
Sri Lanka	545,585	4,286,211	460,919	5,127,545
Tajikistan	861	5,264	10,402	42,828
Turkmenistan	280,741	1,124,232	113,814	654,509
Uzbekistan	4,564	45,906	25,670	45,432
SOUTH-EASTERN ASIA	43,150,595	314,881,753	46,228,408	318,315,042
Brunei Darussalam	601	756		36
Cambodia Fr.Kampuche	4,372	52,453	1,970	15,516
Timor Leste			256	256
Indonesia	14,457,002	93,657,559	12,877,815	85,201,668

Contd.

10.14 Imports by Areas and Countries/Territories

(In Thousand Rupees)

TERRITORIES / COUNTRIES	FEB - 2014	CUMULATIVE FROM JULY, 2013	FEB - 2013	CUMULATIVE FROM JULY, 2012
Lao People's D.R.		9,089		
Malaysia	13,860,901	122,186,863	19,654,004	138,209,790
Myanmar	195,915	776,123	160,651	1,508,387
Philippines	269,348	2,270,642	246,254	2,027,926
Singapore	7,859,811	42,468,547	6,697,131	43,106,137
Thailand	5,452,635	44,948,628	5,674,933	41,565,648
Viet Nam	1,050,010	8,511,092	915,395	6,679,679
WESTERN ASIA	132,883,313	1230,109,821	113,990,679	1064,091,984
Armenia		118		428
Bahrain	6,015,427	9,234,592	617,506	5,309,772
Cyprus	7,382	77,798	10,821	93,584
Dubai				4,268
Georgia		12,700	625	23,649
Iraq	47,152	376,658	3,576	160,149
Jordan	75,908	1,180,936	88,611	749,880
Kuwait	18,714,644	243,198,100	30,940,787	251,320,751
Lebanon	39,999	222,246	11,201	246,050
Oman	12,365,926	108,616,996	3,093,072	55,979,067
Qatar	1,477,094	13,783,061	709,327	20,381,924
Ras-ul-Khaimah				4,864
Saudi Arabia	44,062,490	300,777,433	23,263,544	212,967,854
Syrian Arab Republic	23,396	79,375		51,442
Turkey	1,538,602	11,628,644	938,888	9,661,408
United Arab Emirates	48,502,203	540,734,738	54,311,198	506,952,015
Yemen	13,088	186,426	1,522	184,879
AUSTRALIA AND NEW ZEALAND	6,044,129	22,812,418	9,311,407	62,125,878
Australia	5,574,110	19,800,649	9,000,037	59,287,084
Christmas Islands	5,917	21,376	3,398	39,667
Cocos (Keeling) Is.		10,881		7,327
Heard/Mac Donald Is.	3	1,530		1,566
New Zealand	461,530	2,956,222	307,973	2,721,265
Norfolk Island	495	10,488		
US.Minor Outlying Is	2,073	11,272		68,970
MELANESIA	124	58,643		10,778
Fiji		124		3,154
New Caledonia				76
Papua New Guinea		1,275		4,129
Solomon Islands	124	51,610		75
Vanuatu		5,635		3,345
MICRONESIA	1,240	14,054	1,241	27,519
Guam				45
Kiribati		28		6,303
Marshall Islands		8,086	1,183	3,666
Micronesia,F.States	1,240	3,994		60
Nauru				13,734
Northern Mariana Is.		1,943	58	58
Palau(Fr.pacific Is)		3		3,653
POLYNESIA	1,337	50,440	37,929	51,732
American Samoa		33,183	37,273	44,068
Cook Islands		812		984
French Polynesia	1,337	1,349	657	1,186
Johnston Island		2,924		
Pitcairn		11,529		1
Samoa				193
Tokelau		55		4,113
Tonga		322		7

Contd.

10-15 Re-Imports by Areas and Countries/Territories

(In Thousand Rupees)

TERRITORIES / COUNTRIES	FEB - 2014	CUMULATIVE FROM JULY, 2013	FEB - 2013	CUMULATIVE FROM JULY, 2012
-------------------------	------------	-------------------------------	------------	-------------------------------

Data Not Available

10-15 Re-Imports by Areas and Countries/Territories

(In Thousand Rupees)

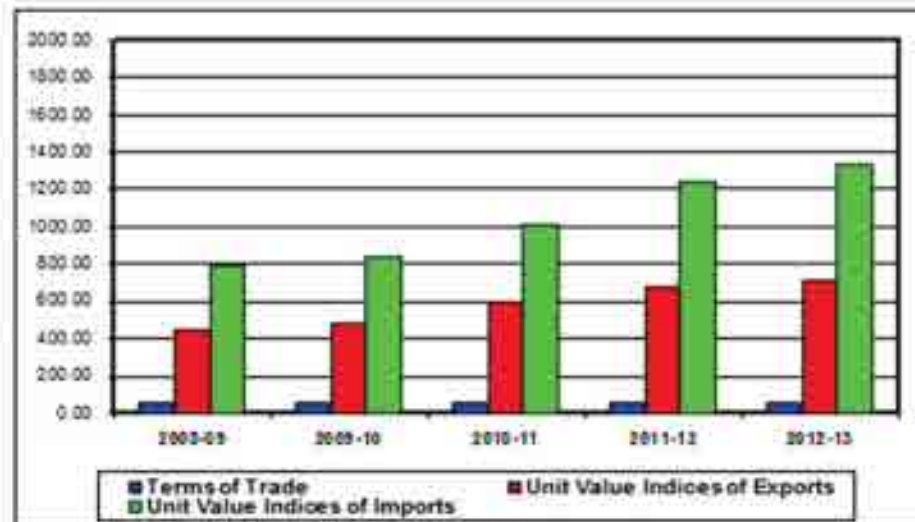
TERRITORIES / COUNTRIES	FEB - 2014	CUMULATIVE FROM JULY, 2013	FEB - 2013	CUMULATIVE FROM JULY, 2012
GRAND TOTALS	22,377	22,377		
EASTERN ASIA	21,463	21,463		
China	21,463	21,463		
SOUTH-CENTRAL ASIA	452	452		
Afghanistan	452	452		
WESTERN ASIA	462	462		
United Arab Emirates	462	462		

 Contd.

10.16 Annual and Quarterly Terms of Trade and Unit Value Indices of Exports and Imports (1990-91=100)

Year/ Quarter	Terms of Trade	Unit Value Indices of Exports	Unit Value Indices of Imports
2008-09	56.95	450.40	790.82
2009-10	56.94	478.07	839.60
2010-11	58.55	593.19	1013.10
2011-12	55.08	679.44	1233.49
2012-13	53.81	715.45	1329.56
2008-09 Jul-Sep	49.17	450.22	915.58
Oct-Dec	55.59	458.24	824.28
Jan-Mar	65.30	455.65	697.82
Apr-Jun	60.30	437.50	725.58
2009-10 Jul-Sep	55.02	443.19	805.47
Oct-Dec	56.94	469.13	823.90
Jan-Mar	55.84	477.73	855.55
Apr-Jun	59.79	522.21	873.47
2010-11 Jul-Sep	59.91	552.97	923.01
Oct-Dec	60.25	584.51	970.12
Jan-Mar	57.34	596.46	1040.23
Apr-Jun	57.08	638.81	1119.05
2011-12 Jul-Sep	56.28	653.84	1161.73
Oct-Dec	54.96	673.48	1225.37
Jan-Mar	54.95	680.39	1238.16
Apr-Jun	54.26	710.06	1308.71
2012-13 Jul-Sep	53.94	684.66	1269.28
Oct-Dec	53.43	709.08	1327.23
Jan-Mar	53.91	728.42	1351.28
Apr-Jun	53.97	739.63	1370.44
2013-14 Jul-Sep	54.54	745.76	1367.33
Oct-Dec *	54.61	745.57	1365.33

* Provisional



10.17 Index Numbers of Unit Values of Exports by Groups (1990-91=100)

Year /Quarter	All groups	Food and Live animals	Beverages & Tobacco	Crude materials inedible except fuels	Mineral fuels & Lubricants	Chemicals	Manufactured goods	Machinery & Transport equipment	Misc. Manufactured articles
2008-08	460.40	788.42	431.18	494.08	840.28	480.24	387.90	806.33	442.64
2009-10	478.07	693.35	629.08	673.05	1115.54	534.75	411.00	988.72	498.40
2010-11	593.19	747.72	804.61	647.55	1333.56	620.91	559.56	1286.10	558.25
2011-12	679.44	800.09	935.29	848.74	1500.63	738.66	641.15	1517.94	650.31
2012-13	715.45	884.48	1052.54	958.74	1615.08	876.11	689.62	1603.48	657.15
2008-09 Jul-Sep	450.22	928.19	320.79	470.50	1389.95	493.69	388.89	617.42	399.54
Oct-Dec	458.24	772.78	376.60	619.78	587.53	496.07	402.26	809.01	443.30
Jan-Mar	465.65	699.82	487.28	500.80	654.45	464.32	394.21	872.47	468.45
Apr-Jun	437.50	632.88	529.91	485.22	739.20	476.88	386.22	926.41	459.28
2009-10 Jul-Sep	443.19	672.35	556.03	486.35	892.44	516.63	376.94	964.28	466.51
Oct-Dec	469.13	661.16	614.82	552.41	1109.46	525.94	405.99	988.25	505.57
Jan-Mar	477.73	743.32	656.33	625.80	1191.09	527.21	388.59	1001.10	507.76
Apr-Jun	522.21	696.57	689.14	627.65	1269.18	569.30	462.58	1004.25	512.74
2010-11 Jul-Sep	552.97	711.81	719.61	634.81	1330.51	571.93	504.00	1168.32	533.66
Oct-Dec	584.51	761.75	790.66	636.36	1351.72	592.57	548.28	1263.12	543.21
Jan-Mar	586.46	765.41	850.66	639.27	1297.10	651.68	575.38	1317.01	545.45
2011-12 Jul-Sep	653.84	803.38	897.76	758.78	1429.38	678.24	617.90	1431.44	635.65
Oct-Dec	673.48	780.21	923.77	818.80	1492.20	714.47	645.22	1623.11	645.05
Jan-Mar	680.39	787.46	963.20	804.77	1528.83	766.15	648.83	1549.50	652.21
Apr-Jun	710.06	829.32	866.43	812.66	1552.12	799.77	652.55	1657.78	668.21
2012-13 Jul-Sep	684.66	887.43	999.22	924.18	1562.79	809.02	656.98	1664.13	636.74
Oct-Dec	709.08	859.95	1036.50	944.56	1653.04	851.48	685.85	1590.79	658.79
Jan-Mar	728.42	899.09	1086.12	932.32	1620.06	821.14	705.07	1618.96	666.01
Apr-Jun	738.63	901.48	1088.20	983.88	1624.41	822.80	710.57	1620.03	667.06
2013-14 Jul-Sep	745.46	919.57	1098.67	1017.68	1634.63	834.11	713.43	1624.82	674.82
Oct-Dec *	745.57	952.49	1154.16	1023.78	1640.93	828.01	698.36	1631.05	723.67

* Provisional

10.18 Index Numbers of Unit Values of Imports by Groups (1990-91=100)

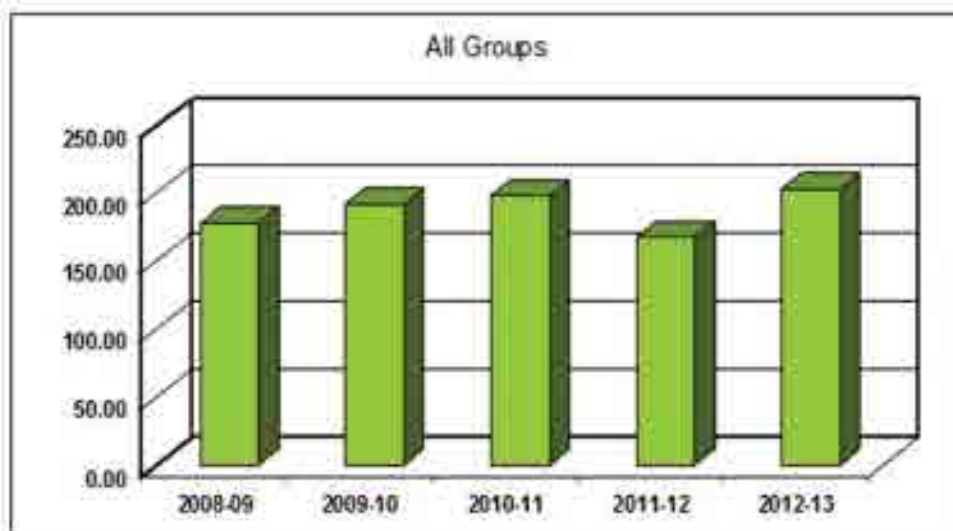
Year/Quarter	All groups	Food and Live animals	Beverages & Tobacco	Crude materials inedible except fuels	Mineral fuels & Lubricants	Animal or Veg. oils & Fats	Chemicals	Manufactured goods	Machinery & Transport equipment	Misc. manufactured articles
2008-09	790.82	622.23	884.26	613.16	882.89	793.22	659.24	558.24	897.86	763.29
2009-10	838.60	689.76	961.43	677.43	975.40	881.02	723.54	672.77	965.15	964.44
2010-11	1013.10	743.82	1060.25	803.59	1255.86	1005.72	756.89	747.32	1183.62	1174.99
2011-12	1233.49	791.79	1230.19	881.00	1651.53	1246.29	897.56	823.33	1407.29	1274.66
2012-13	1329.56	802.28	1339.47	995.65	1720.77	1103.29	954.50	887.02	1738.91	1342.66
2008-09 Jul-Sep	915.58	648.28	862.41	551.88	1521.83	888.91	595.22	508.05	840.30	623.06
Oct-Dec	824.28	650.90	879.96	650.71	1113.16	803.78	660.56	555.99	671.82	697.38
Jan-Mar	687.82	570.76	889.00	644.74	621.02	675.04	673.70	585.80	924.15	805.40
Apr-Jun	725.58	618.97	905.88	695.29	672.23	705.14	707.46	587.12	952.17	867.33
2009-10 Jul-Sep	805.47	744.23	913.57	616.19	892.27	828.13	709.02	587.46	953.80	956.44
Oct-Dec	823.90	654.51	964.37	686.62	940.82	874.59	709.63	615.28	901.91	962.06
Jan-Mar	859.55	673.49	982.36	688.78	1010.89	954.66	732.71	618.73	965.30	966.47
Apr-Jun	873.47	688.80	985.42	718.12	1057.40	866.70	750.79	629.59	979.59	972.77
2010-11 Jul-Sep	923.01	695.80	897.38	738.48	1085.96	867.68	770.08	675.64	1113.89	1097.68
Oct-Dec	970.12	727.87	1026.28	771.05	1128.38	856.15	773.31	727.65	1171.21	1170.63
Jan-Mar	1040.23	792.24	1194.22	841.89	1290.04	1085.82	814.67	791.58	1173.26	1197.23
Apr-Jun	1110.05	758.37	1123.70	841.94	1519.07	1113.24	829.51	794.40	1276.10	1234.40
2011-12 Jul-Sep	1181.73	780.37	1174.28	896.35	1548.57	1209.58	836.74	807.84	1297.42	1248.20
Oct-Dec	1225.37	786.64	1201.86	889.48	1674.49	1185.85	907.70	816.38	1350.77	1264.77
Jan-Mar	1238.16	819.33	1254.74	848.69	1651.53	1277.05	922.54	830.85	1386.86	1282.00
Apr-Jun	1308.71	780.82	1289.52	901.49	1735.14	1288.69	923.26	836.23	1584.10	1302.76
2012-13 Jul-Sep	1269.28	791.42	1310.88	925.57	1623.49	1189.26	938.61	875.46	1610.53	1323.94
Oct-Dec	1327.23	794.88	1328.36	985.64	1794.93	1111.40	1009.58	881.11	1680.20	1327.27
Jan-Mar	1351.28	800.25	1350.89	1017.46	1761.13	1048.35	989.23	877.44	1804.52	1345.00
Apr-Jun	1370.44	823.38	1368.54	1043.92	1734.43	1064.11	1038.59	914.05	1860.39	1374.43
2013-14 Jul-Sep	1367.33	839.00	1390.72	1064.30	1680.89	1075.42	1084.27	859.80	1885.31	1381.34
Oct-Dec *	1365.33	840.48	1425.20	1052.01	1711.56	1054.23	1083.40	873.38	1875.71	1391.17

* Provisional

10.19 Index Numbers of Quantum of Exports by Groups (1990-91=100)

Year/Quarter	All groups	Food and Live animals	Beverages & Tobacco	Crude materials inedible except fuels	Mineral fuels & Lubricants	Chemicals	Manufactured goods	Machinery & Transport equipment	Misc. manufactured articles
2008-09	178.00	206.61	233.15	140.65	393.67	1054.11	170.86	1848.54	174.14
2009-10	191.74	259.95	271.16	198.39	348.10	963.70	185.42	1307.03	173.63
2010-11	198.41	286.92	314.16	199.10	333.36	1033.09	180.62	2806.15	198.34
2011-12	167.36	264.12	367.35	282.00	410.62	1301.40	167.00	2077.69	164.87
2012-13	202.86	242.21	258.64	343.78	37.89	992.45	191.87	2014.32	181.50
2008-09 Jul-Sep	191.16	186.46	321.60	210.22	388.09	1148.24	185.30	769.23	182.91
Oct-Dec	174.07	198.19	166.18	176.93	388.25	1114.65	163.38	3126.54	168.40
Jan-Mar	157.11	194.17	245.01	51.23	432.78	986.23	154.76	1433.69	169.07
Apr-Jun	189.64	247.02	199.90	134.20	395.18	967.32	180.00	2084.69	176.18
2009-10 Jul-Sep	177.95	206.42	266.10	73.63	231.99	1408.70	187.39	1846.47	163.67
Oct-Dec	199.49	249.30	226.00	396.51	366.90	907.47	189.20	1023.80	160.88
Jan-Mar	206.83	308.09	284.12	259.15	372.38	759.76	186.63	917.64	181.75
Apr-Jun	193.69	276.02	308.42	64.25	422.12	878.96	178.45	1441.20	187.80
2010-11 Jul-Sep	171.90	234.32	274.00	48.34	310.67	1062.36	168.17	2713.18	190.87
Oct-Dec	190.23	257.32	182.25	105.16	394.62	1244.86	181.35	2986.54	196.39
Jan-Mar	208.47	300.04	354.70	324.40	309.67	882.63	181.02	3404.46	203.66
Apr-Jun	223.05	366.00	446.76	318.60	318.66	992.61	191.65	2120.43	202.43
2011-12 Jul-Sep	123.61	228.97	308.73	258.06	397.91	1196.14	163.61	1693.48	168.03
Oct-Dec	169.87	245.96	360.96	342.18	406.61	1260.20	146.42	1741.42	146.37
Jan-Mar	181.61	273.36	342.68	403.10	392.32	1443.70	181.76	2886.16	168.70
Apr-Jun	184.44	310.16	437.04	124.68	446.66	1306.54	176.19	1889.30	187.37
2012-13 Jul-Sep	182.10	193.42	203.61	300.83	29.33	962.68	175.63	2240.26	166.88
Oct-Dec	201.62	219.24	268.01	367.97	6.46	948.78	196.72	2636.60	174.64
Jan-Mar	208.98	289.31	307.37	360.06	63.72	840.47	192.71	1390.01	179.90
Apr-Jun	218.73	266.88	176.66	366.29	62.03	1217.86	202.61	1661.61	205.67
2013-14 Jul-Sep	242.65	264.76	215.28	382.89	1298.61	1082.88	213.28	1226.96	241.61
Oct-Dec*	220.69	279.96	59.60	463.12	4.22	691.05	190.14	911.18	229.61

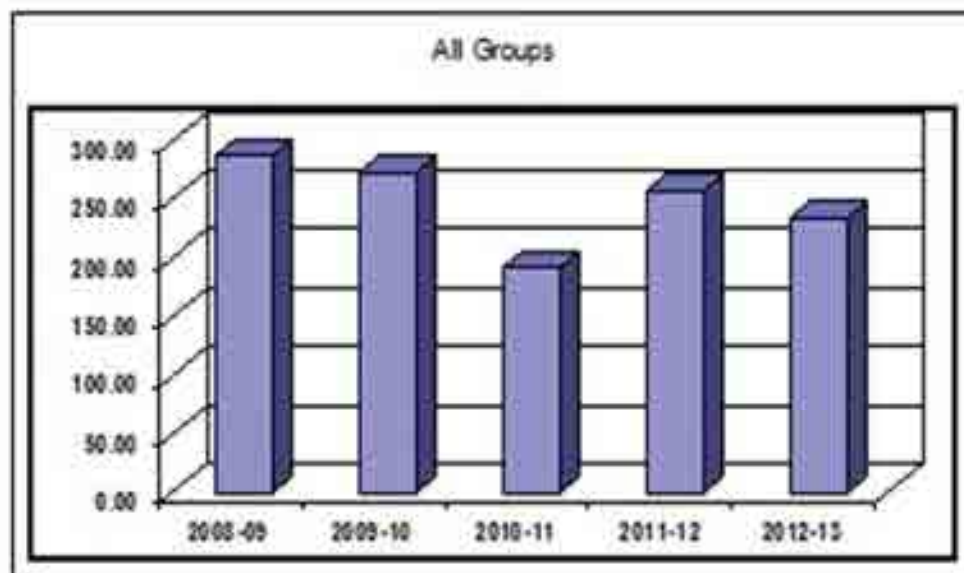
*Provisional



10.20 Index Numbers of Quantum of Imports by Groups (1990-91=100)

Year/Quarter	All groups	Food and Live animals	Beverages & Tobacco	Crude materials inedible except fuels	Mineral fuels & Lubricants	Animal or Veg. oils & Fats	Chemicals	Manufactured goods	Machinery & Transport equipment	Misc. manufactured articles
2008-09	267.19	250.08	357.04	611.41	219.07	118.96	209.42	197.29	472.81	272.85
2009-10	273.50	161.65	372.35	535.52	228.17	154.83	257.00	228.20	363.58	283.04
2010-11	191.60	164.44	279.53	372.91	154.15	90.90	202.59	180.73	232.67	194.23
2011-12	256.47	321.01	371.65	473.88	197.46	121.87	290.52	241.91	280.01	288.73
2012-13	234.02	186.86	275.65	413.29	190.89	141.68	240.54	249.49	266.44	261.26
2008-09 Jul-Sep	277.54	269.50	405.04	492.11	211.15	77.67	265.28	186.78	457.81	298.90
Oct-Dec	278.44	241.05	383.70	546.37	171.89	96.82	202.02	187.30	518.87	312.50
Jan-Mar	282.70	286.58	355.35	588.09	219.95	154.15	180.81	184.32	482.40	198.63
Apr-Jun	309.98	203.17	384.05	815.05	274.08	147.18	213.57	230.74	432.14	280.96
2009-10 Jul-Sep	238.18	154.35	392.85	425.86	213.38	127.36	243.00	212.43	274.82	294.44
Oct-Dec	283.91	155.57	390.51	588.82	235.88	174.91	281.84	217.29	359.87	296.50
Jan-Mar	283.84	148.75	367.15	586.37	227.15	179.70	222.79	215.90	439.70	252.09
Apr-Jun	288.07	187.94	339.70	580.04	236.28	137.33	280.68	267.53	379.91	289.12
2010-11 Jul-Sep	248.97	198.42	296.08	524.15	182.44	144.57	276.67	221.66	312.20	297.65
Oct-Dec	261.69	328.59	310.43	368.01	241.54	118.81	261.06	239.08	298.36	220.06
Jan-Mar	295.72	172.75	511.57	599.46	192.62	100.52	272.62	242.19	319.12	259.22
Apr-Jun	243.83	142.78	560.71	388.27	231.20	127.06	271.01	221.30	290.85	285.27
2011-12 Jul-Sep	240.84	277.16	347.88	306.59	194.84	114.21	304.19	247.39	261.99	225.28
Oct-Dec	265.20	338.05	344.55	647.69	194.83	119.56	315.83	235.90	261.50	260.87
Jan-Mar	246.02	383.47	403.56	497.72	188.47	102.72	277.36	223.66	241.95	358.43
Apr-Jun	273.80	293.36	391.41	449.55	211.89	151.00	266.31	260.67	354.59	270.34
2012-13 Jul-Sep	233.97	153.48	320.86	335.17	199.90	165.49	246.32	226.37	289.12	221.18
Oct-Dec	229.54	283.59	244.78	355.04	192.53	115.62	250.79	260.53	247.53	297.57
Jan-Mar	223.34	205.75	273.94	531.28	198.62	148.57	209.02	245.75	221.78	281.19
Apr-Jun	249.22	194.62	263.88	401.66	202.50	137.03	256.03	265.29	307.32	245.10
2013-14 Jul-Sep	218.67	122.34	261.56	396.94	181.66	174.34	244.11	206.78	263.81	229.50
Oct-Dec*	268.58	171.23	341.53	584.51	196.34	167.22	267.77	508.73	227.47	235.11

*Provisional



10-21 TRADE IN SERVICES (SUMMARY)

November, 2013

Description	Rs. In Million Dollars in Thousands					
	* November, 2013		** October, 2013		% Change in November, 2013 over October, 2013	
	Rs	\$	Rs	\$	Rs	\$
Export of Services (TOTAL)	34,986.24	325,437.00	67,657.85	637,100.00	-48.29	-48.92
A. TRANSPORTAION	9,302.22	86,528.00	9,176.24	86,408.00	1.37	0.14
B. TRAVEL	2,339.43	21,761.00	2,700.60	25,430.00	-13.37	-14.43
C. COMMUNICATION SERVICES	6,152.96	57,234.00	4,105.88	38,663.00	49.86	48.03
D. CONSTRUCTION SERVICES	119.87	1,115.00	130.83	1,232.00	-8.38	-9.50
E. INSURANCE SERVICES	334.99	3,116.00	901.50	8,489.00	-62.84	-63.29
F. FINANCIAL SERVICES	372.18	3,462.00	587.48	5,532.00	-36.65	-37.42
G. COMPUTER AND INFORMATION SERVICES	2,615.29	24,327.00	2,830.03	26,649.00	-7.59	-8.71
H. ROYALTIES AND LICENSE FEES	152.98	1,423.00	76.14	717.00	100.92	98.47
I. OTHER BUSINESS SERVICES	6,181.67	57,501.00	5,213.18	49,090.00	18.58	17.13
J. PERSONAL, CULTURAL, AND RECREATIONAL SERVICES	31.61	294.00	54.48	513.00	-41.98	-42.69
K. GOVERNMENT SERVICES, n.i.e.	7,383.04	68,676.00	41,881.49	394,377.00	-82.37	-82.59
Import of Services (TOTAL)	67,357.85	626,553.00	70,559.53	664,424.00	-4.54	-5.70
A. TRANSPORTAION	27,479.57	255,611.00	29,712.54	279,788.00	-7.52	-8.64
B. TRAVEL	8,557.44	79,600.00	9,432.08	88,817.00	-9.27	-10.38
C. COMMUNICATION SERVICES	2,672.47	24,859.00	2,238.09	21,075.00	19.41	17.95
D. CONSTRUCTION SERVICES	314.24	2,923.00	615.52	5,796.00	-48.95	-49.57
E. INSURANCE SERVICES	1,737.01	16,157.00	2,336.61	22,003.00	-25.66	-26.57
F. FINANCIAL SERVICES	1,873.39	17,426.00	4,949.50	46,607.00	-62.15	-62.61
G. COMPUTER AND INFORMATION SERVICES	1,398.10	13,005.00	1,112.08	10,472.00	25.72	24.19
H. ROYALTIES AND LICENSE FEES	1,402.41	13,045.00	674.45	6,351.00	107.93	105.40
I. OTHER BUSINESS SERVICES	16,423.58	152,770.00	14,081.77	132,601.00	16.63	15.21
J. PERSONAL, CULTURAL, AND RECREATIONAL SERVICES	20.96	195.00	52.46	494.00	-60.05	-60.53
K. GOVERNMENT SERVICES, n.i.e.	5,478.68	50,962.00	5,354.43	50,420.00	2.32	1.07

Description	* July - November 2013		** July - November 2012		% Change in July - November, 2013 Overe July - November, 2012	
	Rs	\$	Rs	\$	Rs	\$
	Export of Services (TOTAL)	215,681.80	2,064,497.00	285,918.57	3,011,109.00	-24.57
A. TRANSPORTAION	45,393.32	434,503.00	52,972.04	557,867.00	-14.31	-22.11
B. TRAVEL	12,031.07	115,161.00	12,274.86	129,271.00	-1.99	-10.92
C. COMMUNICATION SERVICES	20,992.15	200,936.00	13,506.91	142,246.00	55.42	41.26
D. CONSTRUCTION SERVICES	778.94	7,456.00	785.46	8,272.00	-0.83	-9.86
E. INSURANCE SERVICES	3,058.63	29,277.00	1,380.83	14,542.00	121.51	101.33
F. FINANCIAL SERVICES	2,347.49	22,470.00	1,701.68	17,921.00	37.95	25.38
G. COMPUTER AND INFORMATION SERVICES	13,213.09	126,475.00	11,187.35	117,818.00	18.11	7.35
H. ROYALTIES AND LICENSE FEES	332.01	3,178.00	239.19	2,519.00	38.81	26.16
I. OTHER BUSINESS SERVICES	29,521.96	282,583.00	30,968.09	326,136.00	-4.67	-13.35
J. PERSONAL, CULTURAL, AND RECREATIONAL SERVICES	407.13	3,897.00	201.11	2,118.00	102.44	83.99
K. GOVERNMENT SERVICES, n.i.e.	87,606.01	838,561.00	160,701.05	1,692,399.00	-45.49	-50.45
Import of Services (TOTAL)	327,626.66	3,136,028.00	334,405.92	3,521,745.00	-2.03	-10.95
A. TRANSPORTAION	144,119.86	1,379,509.00	133,772.66	1,408,807.00	7.73	-2.08
B. TRAVEL	47,596.34	455,590.00	54,957.63	578,778.00	-13.39	-21.28
C. COMMUNICATION SERVICES	9,579.75	91,697.00	6,298.24	66,329.00	52.10	38.25
D. CONSTRUCTION SERVICES	932.93	8,930.00	181.17	1,908.00	414.95	368.03
E. INSURANCE SERVICES	10,870.93	104,056.00	10,056.12	105,904.00	8.10	-1.74
F. FINANCIAL SERVICES	9,349.82	89,496.00	4,609.86	48,548.00	102.82	84.35
G. COMPUTER AND INFORMATION SERVICES	6,529.38	62,499.00	8,294.85	87,356.00	-21.28	-28.45
H. ROYALTIES AND LICENSE FEES	5,588.83	53,496.00	6,131.60	64,574.00	-8.85	-17.16
I. OTHER BUSINESS SERVICES	59,602.14	570,509.00	74,143.86	780,835.00	-19.61	-26.94
J. PERSONAL, CULTURAL, AND RECREATIONAL SERVICES	242.89	2,325.00	132.74	1,398.00	82.98	66.31
K. GOVERNMENT SERVICES, n.i.e.	33,213.79	317,921.00	35,827.19	377,308.00	-7.29	-15.74

* Provisional figures based on figures provided by the State Bank of Pakistan.

** Revised by SBP

Note:- Dollar value is converted into Rupees on monthly average exchange rate provided by SBP.

November, 2013 (1\$=Rs. 107.505379), October, 2013 (1\$=Rs. 106.196588) and November, 2012 (1\$=Rs. 95.992598) respectively.

10.21 TRADE IN SERVICES (SUMMARY)

December, 2013

Rs. In Million
Dollars in Thousands

Description	* December, 2013		** November, 2013		% Change in December, 2013 over November, 2013	
	Rs	\$	Rs	\$	Rs	\$
Export of Services (TOTAL)	44,909.90	419,833.00	36,883.70	343,087.00	21.76	22.37
A. TRANSPORTAION	11,335.40	105,967.00	11,344.82	105,528.00	-0.08	0.42
B. TRAVEL	2,912.71	27,229.00	2,339.43	21,761.00	24.51	25.13
C. COMMUNICATION SERVICES	5,529.65	51,693.00	6,152.96	57,234.00	-10.13	-9.68
D. CONSTRUCTION SERVICES	262.29	2,452.00	92.99	865.00	182.06	183.47
E. INSURANCE SERVICES	566.19	5,293.00	324.24	3,016.00	74.62	75.50
F. FINANCIAL SERVICES	1,234.34	11,539.00	372.18	3,462.00	231.65	233.30
G. COMPUTER AND INFORMATION SERVICES	3,393.02	31,719.00	2,615.29	24,327.00	29.74	30.39
H. ROYALTIES AND LICENSE FEES	55.95	523.00	152.98	1,423.00	-63.43	-63.25
I. OTHER BUSINESS SERVICES	6,440.36	60,207.00	6,181.67	57,501.00	4.18	4.71
J. PERSONAL, CULTURAL, AND RECREATIONAL SERVICES	151.90	1,420.00	31.61	294.00	380.54	382.99
K. GOVERNMENT SERVICES, n.i.e.	13,028.09	121,791.00	7,275.53	67,676.00	79.07	79.96
Import of Services (TOTAL)	63,839.93	596,797.00	70,264.87	653,594.00	-9.14	-8.69
A. TRANSPORTAION	32,231.41	301,310.00	29,543.66	274,811.00	9.10	9.64
B. TRAVEL	6,728.57	62,901.00	8,578.94	79,800.00	-21.57	-21.18
C. COMMUNICATION SERVICES	1,260.76	11,786.00	2,672.47	24,859.00	-52.82	-52.59
D. CONSTRUCTION SERVICES	5.99	56.00	314.24	2,923.00	-98.09	-98.08
E. INSURANCE SERVICES	1,636.95	15,303.00	1,705.06	15,860.00	-3.99	-3.51
F. FINANCIAL SERVICES	2,757.82	25,781.00	1,873.39	17,426.00	47.21	47.95
G. COMPUTER AND INFORMATION SERVICES	1,592.82	14,890.00	1,390.04	12,930.00	14.59	15.16
H. ROYALTIES AND LICENSE FEES	479.98	4,487.00	1,402.41	13,045.00	-65.77	-65.60
I. OTHER BUSINESS SERVICES	13,595.48	127,095.00	16,541.83	153,870.00	-17.81	-17.40
J. PERSONAL, CULTURAL, AND RECREATIONAL SERVICES	12.41	116.00	15.59	145.00	-20.40	-20.00
K. GOVERNMENT SERVICES, n.i.e.	3,537.74	33,072.00	6,227.24	57,925.00	-43.19	-42.91

Description	* July - December 2013		** July - December 2012		% Change in July - December, 2013 over July - December, 2012	
	Rs	\$	Rs	\$	Rs	\$
Export of Services (TOTAL)	250,361.17	2,386,930.00	403,854.58	4,236,534.00	-38.01	-43.66
A. TRANSPORTAION	63,114.47	601,730.00	63,756.86	668,825.00	-1.01	-10.03
B. TRAVEL	14,840.12	141,485.00	14,503.67	152,147.00	2.32	-7.01
C. COMMUNICATION SERVICES	26,497.85	252,629.00	19,733.00	207,004.00	34.28	22.04
D. CONSTRUCTION SERVICES	992.03	9,458.00	1,831.51	19,213.00	-45.84	-50.77
E. INSURANCE SERVICES	3,582.99	34,160.00	1,688.52	17,713.00	112.20	92.85
F. FINANCIAL SERVICES	3,561.59	33,956.00	2,029.60	21,291.00	75.48	59.49
G. COMPUTER AND INFORMATION SERVICES	16,587.98	158,149.00	13,723.51	143,963.00	20.87	9.85
H. ROYALTIES AND LICENSE FEES	388.19	3,701.00	253.57	2,660.00	53.09	39.14
I. OTHER BUSINESS SERVICES	37,107.31	353,779.00	37,758.69	396,098.00	-1.73	-10.68
J. PERSONAL, CULTURAL, AND RECREATIONAL SERVICES	557.69	5,317.00	275.88	2,894.00	102.15	83.72
K. GOVERNMENT SERVICES, n.i.e.	83,130.95	792,566.00	248,299.77	2,604,726.00	-66.52	-69.57
Import of Services (TOTAL)	395,385.50	3,769,584.00	402,852.49	4,226,022.00	-1.85	-10.80
A. TRANSPORTAION	188,768.95	1,799,713.00	157,651.03	1,653,798.00	19.74	8.82
B. TRAVEL	54,718.80	521,686.00	65,212.78	684,098.00	-16.09	-23.74
C. COMMUNICATION SERVICES	10,856.78	103,508.00	9,064.80	95,092.00	19.77	8.85
D. CONSTRUCTION SERVICES	942.53	8,986.00	188.65	1,979.00	399.62	354.07
E. INSURANCE SERVICES	12,286.64	117,140.00	12,889.07	135,210.00	-4.67	-13.36
F. FINANCIAL SERVICES	12,086.70	115,234.00	5,686.53	59,653.00	112.55	93.17
G. COMPUTER AND INFORMATION SERVICES	8,127.37	77,486.00	9,828.76	103,106.00	-17.31	-24.85
H. ROYALTIES AND LICENSE FEES	6,081.74	57,983.00	7,022.62	73,669.00	-13.40	-21.29
I. OTHER BUSINESS SERVICES	75,908.12	723,704.00	89,607.80	940,008.00	-15.29	-23.01
J. PERSONAL, CULTURAL, AND RECREATIONAL SERVICES	219.32	2,091.00	186.74	1,959.00	17.45	6.74
K. GOVERNMENT SERVICES, n.i.e.	25,388.55	242,053.00	45,513.71	477,450.00	-44.22	-49.30

* Provisional figures based on figures provided by the State Bank of Pakistan.

** Revised by SBP

Note:- Dollar value is converted into Rupees on monthly average exchange rate provided by SBP.

December, 2013 (1\$=Rs. 106.970956), November, 2013 (1\$=Rs. 107.505379) and December, 2012 (1\$=Rs. 97.187015) respectively.

10.22 Export of Services by Sectors (Detail) (Monthly)

SL. No.	Description	Rs. in Millions Dollars in Thousands									
		* November, 2013		** October, 2013		November, 2012		% Change in November, 2013			
		over									
		October, 2013		November, 2012		October, 2013		November, 2012			
	Rs	\$	Rs	\$	Rs	\$	Rs	\$	Rs	\$	
	Export of Services	34,986.24	325,437.00	67,657.85	637,100.00	33,116.45	344,990.00	-48.29	-48.92	5.65	-5.67
A	Transportation	9,302.22	86,528.00	9,176.24	86,408.00	10,554.86	109,955.00	1.37	0.14	-11.87	-21.31
	i) Charter of Pak ships with crew	76.87	715.00	0.00	0.00	0.86	9.00	0.00	0.00	8838.37	7844.44
	ii) Charter of Pak aircrafts with crew	0.22	2.00	0.32	3.00	1.92	20.00	-31.25	-33.33	-88.54	-90.00
	iii) Remitt. Rec. by recruit. Agents	26.55	247.00	11.15	105.00	61.34	639.00	138.12	135.24	-56.72	-61.35
	iv) Earnings of Pak road transport	10.64	99.00	0.53	5.00	144.85	1,509.00	1907.55	1880.00	-92.65	-93.44
	v) Passage Earnings of Pak air Cos.	5,375.27	50,000.00	5,309.83	50,000.00	5,567.57	58,000.00	1.23	0.00	-3.45	-13.79
	vi) Freight earnings	1,075.05	10,000.00	1,061.97	10,000.00	863.93	9,000.00	1.23	0.00	24.44	11.11
	vii) Oth. Local disbursement of foreign Ship/Air cons.	2,737.62	25,465.00	2,792.44	26,295.00	3,914.39	40,778.00	-1.96	-3.16	-30.06	-37.55
B	Travel	2,339.43	21,761.00	2,700.60	25,430.00	2,600.42	27,090.00	-13.37	-14.43	-10.04	-19.67
	i) Official travel	0.00	0.00	0.00	0.00	0.00	0.00	0.00	0.00	0.00	0.00
	ii) Others official travel	42.57	396.00	2.34	22.00	21.50	224.00	1719.23	1700.00	98.00	76.79
	iii) Commercial travel	2.26	21.00	7.65	72.00	14.11	147.00	-70.46	-70.83	-83.98	-85.71
	iv) Non official-Delegation	0.00	0.00	0.00	0.00	0.38	4.00	0.00	0.00	-100.00	-100.00
	v) Medical	1.08	10.00	8.50	80.00	1.34	14.00	-87.29	-87.50	-19.40	-28.57
	vi) Students	21.50	200.00	24.32	229.00	32.25	336.00	-11.60	-12.66	-33.33	-40.48
	vii) Trainees	4.41	41.00	4.57	43.00	101.66	1,059.00	-3.50	-4.65	-95.66	-96.13
	viii) Tourists Pak national	139.65	1,299.00	51.08	481.00	95.70	997.00	173.39	170.06	45.92	30.29
	ix) Tourists foreign national	1,749.22	16,271.00	2,224.29	20,945.00	2,215.51	23,080.00	-21.36	-22.32	-21.05	-29.50
	x) Religious travel	0.00	0.00	0.00	0.00	0.00	0.00	0.00	0.00	0.00	0.00
	xi) Receipts through Exchange Cos	378.74	3,523.00	377.85	3,558.00	117.97	1,229.00	0.24	-0.98	221.05	186.66
	xi) Others	0.00	0.00	0.00	0.00	0.00	0.00	0.00	0.00	0.00	0.00
C	COMMUNICATION SERVICES	6,152.96	57,234.00	4,105.88	38,663.00	2,014.13	20,982.00	49.86	48.03	205.49	172.78
	i) Postal services	0.00	0.00	0.00	0.00	0.00	0.00	0.00	0.00	0.00	0.00
	ii) Courier services	4.62	43.00	3.93	37.00	3.94	41.00	17.56	16.22	17.26	4.88
	iii) Telecommunication services	5,793.14	53,887.00	3,788.99	35,679.00	1,662.50	17,319.00	52.89	51.03	248.46	211.14
	iv) Call Centres	355.20	3,304.00	312.96	2,947.00	347.69	3,622.00	13.50	12.11	2.16	-8.78
D	CONSTRUCTION SERVICES	119.87	1,115.00	130.83	1,232.00	386.95	4,031.00	-8.38	-9.50	-69.02	-72.34
	i) Construction services	119.87	1,115.00	130.83	1,232.00	386.95	4,031.00	-8.38	-9.50	-69.02	-72.34
E	INSURANCE SERVICES	334.99	3,116.00	901.50	8,489.00	386.27	4,024.00	-62.84	-63.29	-13.28	-22.56
	i) Treaties and standing open cover - life	64.40	599.00	3.82	36.00	0.19	2.00	1585.86	1563.89	33794.74	29850.00
	ii) Surplus funds rec. by Pak ins. Cos.-abroad	0.00	0.00	0.00	0.00	0.00	0.00	0.00	0.00	0.00	0.00
	iii) Rev. surplus funds of f. ins. cos.-life	0.00	0.00	0.00	0.00	0.00	0.00	0.00	0.00	0.00	0.00
	iv) Insurance P & I Club	3.44	32.00	4.35	41.00	2.69	28.00	-20.92	-21.95	27.88	14.29
	v) Treaties and standing open cover-marine	18.60	173.00	60.96	574.00	1.44	15.00	-69.49	-69.86	1191.67	1053.33
	vi) Refund of Ins. payments-others	13.87	129.00	7.12	67.00	0.00	0.00	94.80	92.54	100.00	100.00
	vii) Other miscellaneous insurance	141.05	1,312.00	390.27	3,675.00	198.99	2,073.00	-63.86	-64.30	-29.12	-36.71
	viii) Facultative reinsurance-life	39.24	365.00	14.23	134.00	50.78	529.00	175.76	172.39	-22.73	-31.00
	ix) Facultative reinsurance-marine	5.59	52.00	2.44	23.00	56.92	593.00	129.10	126.09	-90.18	-91.23
	x) Other non-life reinsurance services	48.48	451.00	418.31	3,939.00	72.09	751.00	-88.41	-88.55	-32.75	-39.95
	xi) Services auxiliary to insurance	0.32	3.00	0.00	0.00	3.17	33.00	0.00	0.00	-89.91	-90.91

* Provisional

** Revised by SBP

Source:- State Bank of Pakistan

10.22 Export of Services by Sectors (Detail) (Monthly)

SL. No.	Description	Rs. in Millions Dollars in Thousands									
		* November, 2013		** October, 2013		November, 2012		% Change in November, 2013 over			
								October, 2013		November, 2012	
		Rs	\$	Rs	\$	Rs	\$	Rs	\$	Rs	\$
F	FINANCIAL SERVICES	372.18	3,462.00	587.48	5,532.00	185.46	1,932.00	-36.65	-37.42	100.68	79.19
	i) Bank commission and charges	247.37	2,301.00	322.09	3,033.00	157.72	1,643.00	-23.20	-24.13	56.84	40.05
	ii) Remittances for guarantees involved	110.62	1,029.00	71.58	674.00	19.58	204.00	54.54	52.67	464.96	404.41
	iii) Others financial services	14.19	132.00	193.81	1,825.00	8.16	85.00	-92.68	-92.77	73.90	55.29
G	COMPUTER AND INFORMATION SERVICES	2,615.29	24,327.00	2,830.03	26,649.00	2,409.03	25,096.00	-7.59	-8.71	8.56	-3.06
	i) Hardware consultancy services	7.85	73.00	2.34	22.00	1.06	11.00	235.47	231.82	640.57	563.64
	ii) Software consultancy services	419.81	3,905.00	584.40	5,503.00	275.02	2,865.00	-28.16	-29.04	52.65	36.30
	iii) Maintenance & repairs of computer	1.61	15.00	4.14	39.00	0.00	0.00	-61.11	-61.54	100.00	100.00
	iv) Export of Computer Software	1,921.98	17,878.00	1,952.00	18,381.00	1,875.50	19,538.00	-1.54	-2.74	2.48	-8.50
	v) Other computer services	257.15	2,392.00	281.10	2,647.00	251.21	2,617.00	-8.52	-9.63	2.36	-8.60
	vi) Earnings of journalists / authors	2.69	25.00	3.08	29.00	3.36	35.00	-12.66	-13.79	-19.94	-28.57
	vii) Subscription to news papers/periodicals	4.09	38.00	2.76	26.00	1.82	19.00	48.19	46.15	124.73	100.00
	viii) News agents and correspondents	0.11	1.00	0.21	2.00	1.06	11.00	-47.62	-50.00	-89.62	-90.91
H	ROYALTIES AND LICENSE FEES	152.98	1,423.00	76.14	717.00	48.48	505.00	100.92	98.47	215.55	181.78
	i) Royalties, license fees & trade marks	152.98	1,423.00	76.14	717.00	48.48	505.00	100.92	98.47	215.55	181.78
I	OTHER BUSINESS SERVICES	6,181.67	57,501.00	5,213.18	49,090.00	6,043.70	62,960.00	18.58	17.13	2.28	-8.67
	i) Merchanting, & trade related services	94.93	883.00	230.13	2,167.00	146.77	1,529.00	-58.75	-59.25	-35.32	-42.25
	ii) Charter of ships without crew-op. leasing	0.97	9.00	0.00	0.00	0.86	9.00	100.00	100.00	12.79	0.00
	iii) Charter of aircrafts without crew-op leasing	0.00	0.00	0.00	0.00	0.00	0.00	0.00	0.00	0.00	0.00
	iv) Legal services	68.16	634.00	153.03	1,441.00	65.37	681.00	-55.46	-56.00	4.27	-6.90
	v) A/c, auditing, & tax consulting Services	36.87	343.00	48.64	458.00	26.01	271.00	-24.20	-25.11	41.75	26.57
	vi) Bus. & manag. Consult. & public relations	1,212.02	11,274.00	876.12	8,250.00	725.99	7,563.00	38.34	36.65	66.95	49.07
	vii) Agency commission	1,295.87	12,054.00	1,464.77	13,793.00	1,032.50	10,756.00	-11.53	-12.61	25.51	12.07
	viii) Printing charges of security documents	11.07	103.00	6.16	58.00	2.02	21.00	79.71	77.59	448.02	390.48
	ix) Processing and repair fees	28.70	267.00	97.59	919.00	1.63	17.00	-70.59	-70.95	1660.74	1470.59
	x) Adv. market research & pub. opinion poll	436.26	4,058.00	184.78	1,740.00	236.53	2,464.00	136.10	133.22	84.44	64.69
	xi) Research and development	49.24	458.00	107.05	1,008.00	45.02	469.00	-54.00	-54.56	9.37	-2.35
	xii) Arch., engineering, & technical services	415.40	3,864.00	174.27	1,641.00	946.30	9,858.00	138.37	135.47	-56.10	-60.80
	xiii) Agri., mining, & on-site proc. services	1.18	11.00	0.42	4.00	5.38	56.00	180.95	175.00	100.00	100.00
	xiv) Receipts of security dep. with tenders	0.00	0.00	0.53	5.00	0.00	0.00	-100.00	-100.00	100.00	100.00
	xv) Services in medicine exports	5.38	50.00	4.14	39.00	1.73	18.00	29.95	28.21	210.98	177.78
	xvi) Misc. other business services, n.i.e.	2,876.20	26,754.00	1,880.42	17,707.00	2,955.80	30,792.00	52.96	51.09	-2.69	-13.11
	xvii) Refund	-350.58	-3,261.00	-14.87	-140.00	-148.21	-1,544.00	2257.63	2229.29	136.54	111.20
J	PERSONAL, CULTURAL, AND RECREATIONAL SERV.	31.61	294.00	54.48	513.00	28.32	295.00	-41.98	-42.69	11.62	-0.34
	i) Audiovisual and related services	20.75	193.00	50.34	474.00	20.83	217.00	-58.78	-59.28	-0.38	-11.06
	ii) Earnings of professional artists	4.73	44.00	0.32	3.00	4.99	52.00	1378.13	1366.67	-5.21	-15.38
	iii) Other personal, cult. & recreation serv.	6.13	57.00	3.82	36.00	2.50	26.00	60.47	58.33	145.20	119.23
K	GOVERNMENT SERVICES, n.i.e.	7,383.04	68,676.00	41,881.49	394,377.00	8,458.83	88,120.00	-82.37	-82.59	-12.72	-22.07
	i) Remitt. Rec. by foreign Missions in Pak.	4,444.92	41,346.00	3,601.66	33,915.00	735.30	7,660.00	23.41	21.91	504.50	439.77
	ii) Military units and agencies	519.14	4,829.00	2,228.85	20,988.00	567.51	5,912.00	-76.71	-76.99	-8.52	-18.32
	iii) Other government services	175.77	1,635.00	34,252.12	322,535.00	86.20	898.00	-99.49	-99.49	103.91	82.07
	iv) Remittances Received by Int. Org.	1,476.80	13,737.00	1,059.31	9,975.00	2,921.73	30,437.00	39.41	37.71	-49.45	-54.87
	v) Receipt through Central govt.	0.00	0.00	0.00	0.00	0.00	0.00	0.00	0.00	0.00	0.00
	vi) Receipts through International bodies	0.00	0.00	0.00	0.00	3,790.94	39,492.00	0.00	0.00	-100.00	-100.00
	vii) Earnings of Pak Diplomatic Mission abroad	766.41	7,129.00	739.55	6,964.00	357.15	3,721.00	3.63	2.37	114.59	91.59

* Provisional

** Revised by SBP

Source:- State Bank of Pakistan

10.22 Export of Services by Sectors (Detail) (Monthly)

SL. NO.	Description	Rs. in Millions Dollars in Thousands									
		* December, 2013		** November, 2013		December, 2012		% Change in December, 2013 over			
		Rs	\$	Rs	\$	Rs	\$	Rs	\$	Rs	\$
	Export of Services	44,909.90	419,833.00	36,883.70	343,087.00	119,095.33	1,225,424.00	21.76	22.37	-62.29	-65.74
A	Transportation	11,335.40	105,967.00	11,344.82	105,528.00	10,783.68	110,958.00	-0.08	0.42	5.12	-4.50
	i) Charter of Pak ships with crew	0.00	0.00	76.87	715.00	0.00	0.00	-100.00	-100.00	0.00	0.00
	ii) Charter of Pak aircrafts with crew	0.43	4.00	0.22	2.00	0.00	0.00	95.45	100.00	100.00	100.00
	iii) Remitt. Rec. by recruit. Agents	13.59	127.00	26.55	247.00	30.81	317.00	-48.81	-48.58	-55.89	-59.94
	iv) Earnings of Pak road transport	39.69	371.00	10.64	99.00	20.80	214.00	273.03	274.75	90.82	73.36
	v) Passage Earnings of Pak air Cos.	6,632.20	62,000.00	6,665.33	62,000.00	5,150.91	53,000.00	-0.50	0.00	28.76	16.98
	vi) Freight earnings	1,069.71	10,000.00	1,075.05	10,000.00	874.68	9,000.00	-0.50	0.00	22.30	11.11
	vii) Oth. Local disbursement of foreign Ship/Air cons.	3,579.78	33,465.00	3,490.16	32,465.00	4,706.48	48,427.00	2.57	3.08	-23.94	-30.90
B	Travel	2,912.71	27,229.00	2,339.43	21,761.00	2,223.25	22,876.00	24.51	25.13	31.01	19.03
	i) Official travel	0.00	0.00	0.00	0.00	0.00	0.00	0.00	0.00	0.00	0.00
	ii) Others official travel	120.56	1,127.00	42.57	396.00	11.08	114.00	183.20	184.60	988.09	888.60
	iii) Commercial travel	0.43	4.00	2.26	21.00	20.60	212.00	-80.97	-80.95	-97.91	-98.11
	iv) Non official-Delegation	0.00	0.00	0.00	0.00	0.00	0.00	0.00	0.00	0.00	0.00
	v) Medical	3.53	33.00	1.08	10.00	4.86	50.00	226.85	230.00	-27.37	-34.00
	vi) Students	95.10	889.00	21.50	200.00	36.64	377.00	342.33	344.50	159.55	135.81
	vii) Trainees	2.14	20.00	4.41	41.00	6.80	70.00	-51.47	-51.22	-68.53	-71.43
	viii) Tourists Pak national	114.99	1,075.00	139.65	1,299.00	116.04	1,194.00	-17.66	-17.24	-0.90	-9.97
	ix) Tourists foreign national	2,238.15	20,923.00	1,749.22	16,271.00	1,850.64	19,042.00	27.95	28.59	20.94	9.88
	x) Religious travel	0.00	0.00	0.00	0.00	0.00	0.00	0.00	0.00	0.00	0.00
	xi) Receipts through Exchange Cos	337.81	3,158.00	378.74	3,523.00	176.59	1,817.00	-10.81	-10.36	91.30	73.80
	xi) Others	0.00	0.00	0.00	0.00	0.00	0.00	0.00	0.00	0.00	0.00
C	COMMUNICATION SERVICES	5,529.65	51,693.00	6,152.96	57,234.00	6,293.64	64,758.00	-10.13	-9.68	-12.14	-20.18
	i) Postal services	0.00	0.00	0.00	0.00	0.00	0.00	0.00	0.00	0.00	0.00
	ii) Courier services	1.28	12.00	4.62	43.00	3.79	39.00	-72.29	-72.09	-66.23	-69.23
	iii) Telecommunication services	5,226.60	48,860.00	5,793.14	53,887.00	5,985.46	61,587.00	-9.78	-9.33	-12.68	-20.67
	iv) Call Centres	301.77	2,821.00	355.20	3,304.00	304.39	3,132.00	-15.04	-14.62	-0.86	-9.93
D	CONSTRUCTION SERVICES	262.29	2,452.00	92.99	865.00	1,063.32	10,941.00	182.06	183.47	-75.33	-77.59
	i) Construction services	262.29	2,452.00	92.99	865.00	1,063.32	10,941.00	182.06	183.47	-75.33	-77.59
E	INSURANCE SERVICES	566.19	5,293.00	324.24	3,016.00	308.18	3,171.00	74.62	75.50	83.72	66.92
	i) Treaties and standing open cover - life	5.88	55.00	64.40	599.00	12.83	132.00	-90.87	-90.82	-54.17	-58.33
	ii) Surplus funds rec.by Pak ins.Cos.-abroad	0.00	0.00	0.00	0.00	0.10	1.00	0.00	0.00	-100.00	-100.00
	iii) Rev. surplus funds of f. ins. cos.-life	0.00	0.00	0.00	0.00	0.00	0.00	0.00	0.00	0.00	0.00
	iv) Insurance P & I Club	4.06	38.00	3.44	32.00	3.11	32.00	18.02	18.75	30.55	18.75
	v) Treaties and standing open cover-marine	4.49	42.00	18.60	173.00	8.26	85.00	-75.86	-75.72	-45.64	-50.59
	vi) Refund of Ins. payments-others	12.84	120.00	13.87	129.00	2.14	22.00	-7.43	-6.98	500.00	445.45
	vii) Other miscellaneous insurance	336.00	3,141.00	141.05	1,312.00	138.88	1,429.00	138.21	139.41	141.94	119.80
	viii) Facultative reinsurance-life	57.76	540.00	39.24	365.00	14.19	146.00	47.20	47.95	307.05	269.86
	ix) Facultative reinsurance-marine	9.84	92.00	5.59	52.00	49.27	507.00	76.03	76.92	-80.03	-81.85
	x) Other non-life reinsurance services	135.32	1,265.00	37.73	351.00	78.04	803.00	258.65	260.40	73.40	57.53
	xi) Services auxiliary to insurance	0.00	0.00	0.32	3.00	1.36	14.00	-100.00	-100.00	-100.00	-100.00

* Provisional

Source:- State Bank of Pakistan

** Revised by SBP

10.22 Export of Services by Sectors (Detail) (Monthly)

SL. NO.	Description	Rs. in Millions Dollars in Thousands									
		* December, 2013		** November, 2013		December, 2012		% Change in December, 2013 over			
		Rs	\$	Rs	\$	Rs	\$	November, 2013		December, 2012	
F	FINANCIAL SERVICES	1,234.34	11,539.00	372.18	3,462.00	327.51	3,370.00	231.65	233.30	276.89	242.40
	i) Bank commission and charges	252.24	2,358.00	247.37	2,301.00	242.38	2,494.00	1.97	2.48	4.07	-5.45
	ii) Remittances for guarantees involved	8.77	82.00	110.62	1,029.00	36.93	380.00	-92.07	-92.03	-76.25	-78.42
	iii) Others financial services	973.33	9,099.00	14.19	132.00	48.20	496.00	6759.27	6793.18	1919.36	1734.48
G	COMPUTER AND INFORMATION SERVICES	3,393.02	31,719.00	2,615.29	24,327.00	2,540.95	26,145.00	29.74	30.39	33.53	21.32
	i) Hardware consultancy services	1.18	11.00	7.85	73.00	96.60	994.00	-84.97	-84.93	-98.78	-98.89
	ii) Software consultancy services	677.77	6,336.00	419.81	3,905.00	359.79	3,702.00	61.45	62.25	88.38	71.15
	iii) Maintenance & repairs of computer	2.78	26.00	1.61	15.00	0.58	6.00	72.67	73.33	379.31	333.33
	iv) Export of Computer Software	2,387.06	22,315.00	1,921.98	17,878.00	1,901.46	19,565.00	24.20	24.82	25.54	14.06
	v) Other computer services	307.97	2,879.00	257.15	2,392.00	178.44	1,836.00	19.76	20.36	72.59	56.81
	vi) Earnings of journalists / authors	12.94	121.00	2.69	25.00	0.87	9.00	381.04	384.00	1387.36	1244.44
	vii) Subscription to news papers/periodicals	3.00	28.00	4.09	38.00	3.11	32.00	-26.65	-26.32	-3.54	-12.50
	viii) News agents and correspondents	0.32	3.00	0.11	1.00	0.10	1.00	190.91	200.00	220.00	200.00
		0.00		0.00		0.00					
H	ROYALTIES AND LICENSE FEES	55.95	523.00	152.98	1,423.00	13.70	141.00	-63.43	-63.25	308.39	270.92
	i) Royalties, license fees & trade marks	55.95	523.00	152.98	1,423.00	13.70	141.00	-63.43	-63.25	308.39	270.92
I	OTHER BUSINESS SERVICES	6,440.36	60,207.00	6,181.67	57,501.00	6,799.40	69,962.00	4.18	4.71	-5.28	-13.94
	i) Merchanting. & trade related services	250.74	2,344.00	94.93	883.00	133.34	1,372.00	164.13	165.46	88.05	70.85
	ii) Charter of ships without crew-op.leasing	3.42	32.00	0.97	9.00	0.00	0.00	252.58	255.56	100.00	100.00
	iii) Charter of aircrafts without crew-op leasing	2.14	20.00	0.00	0.00	3.60	37.00	100.00	100.00	-40.56	-45.95
	iv) Legal services	112.21	1,049.00	68.16	634.00	129.06	1,328.00	64.63	65.46	-13.06	-21.01
	v) A/c, auditing, & tax consulting Services	56.69	530.00	36.87	343.00	77.46	797.00	53.76	54.52	-26.81	-33.50
	vi) Bus. & manag. Consult.& public relations	1,142.98	10,685.00	1,212.02	11,274.00	915.11	9,416.00	-5.70	-5.22	24.90	13.48
	vii) Agency commission	1,175.29	10,987.00	1,295.87	12,054.00	1,002.29	10,313.00	-9.30	-8.85	17.26	6.54
	viii) Printing charges of security documents	8.34	78.00	11.07	103.00	40.43	416.00	-24.66	-24.27	-79.37	-81.25
	ix) Processing and repair fees	16.79	157.00	28.70	267.00	1.17	12.00	-41.50	-41.20	1335.04	1208.33
	x) Adv. market research & pub. opinion poll	342.20	3,199.00	436.26	4,058.00	260.56	2,681.00	-21.56	-21.17	31.33	19.32
	xi) Research and development	71.99	673.00	49.24	458.00	64.34	662.00	46.20	46.94	11.89	1.66
	xii) Arch., engineering, & technical services	229.02	2,141.00	415.40	3,864.00	303.61	3,124.00	-44.87	-44.59	-24.57	-31.47
	xiii) Agri., mining, & on-site proc. services	1.28	12.00	1.18	11.00	3.69	38.00	8.47	9.09	-65.31	-68.42
	xiv) Receipts of security dep. with tenders	750.08	7,012.00	0.00	0.00	0.00	100.00	100.00	100.00	100.00	100.00
	xv) Services in medicine exports	0.53	5.00	5.38	50.00	0.29	3.00	-90.15	-90.00	82.76	66.67
	xvi) Misc. other business services, n.i.e.	2,598.00	24,287.00	2,876.20	26,754.00	3,948.71	40,630.00	-9.67	-9.22	-34.21	-40.22
	xvii) Refund	-321.34	-3,004.00	-350.58	-3,261.00	-84.26	-867.00	-8.34	-7.88	281.37	246.48
J	PERSONAL, CULTURAL, AND RECREATIONAL SERV.	151.90	1,420.00	31.61	294.00	75.41	776.00	380.54	382.99	101.43	82.99
	i) Audiovisual and related services	28.67	268.00	20.75	193.00	52.09	536.00	38.17	38.86	-44.96	-50.00
	ii) Earnings of professional artists	3.21	30.00	4.73	44.00	8.94	92.00	-32.14	-31.82	-64.09	-67.39
	iii) Other personal, cult. & recreation serv.	120.02	1,122.00	6.13	57.00	14.38	148.00	1857.91	1868.42	734.63	658.11
K	GOVERNMENT SERVICES, n.i.e.	13,028.09	121,791.00	7,275.53	67,676.00	88,666.29	912,326.00	79.07	79.96	-85.31	-86.65
	i) Remitt. Rec. by foreign Missions in Pak.	4,542.84	42,468.00	4,444.92	41,346.00	2,781.40	28,619.00	2.20	2.71	63.33	48.39
	ii) Military units and agencies	4,746.41	44,371.00	519.14	4,829.00	71,352.67	734,179.00	814.28	818.84	-93.35	-93.96
	iii) Other government services	573.04	5,357.00	175.77	1,635.00	653.49	6,724.00	226.02	227.65	-12.31	-20.33
	iv) Remittances Received by Int. Org.	2,435.30	22,766.00	1,476.80	13,737.00	3,031.55	31,193.00	64.90	65.73	-19.67	-27.02
	v) Receipt through Central govt.	0.00	0.00	0.00	0.00	0.00	0.00	0.00	0.00	0.00	0.00
	iv) Receipts through International bodies	0.00	0.00	0.00	0.00	10,381.61	106,821.00	0.00	0.00	-100.00	-100.00
	ii) Earnings of Pak Diplomatic Mission abroad	730.50	6,829.00	658.90	6,129.00	465.57	4,790.00	10.87	11.42	56.90	42.57

* Provisional

Source:- State Bank of Pakistan

** Revised by SBP

10.23 Export of Services by Sectors (Detail) (Cumulative)

SL. No.	Description	Rs. in Millions Dollars in Thousands					
		* July - November		July - November		% Change in July - November, 2013 over July - November, 2012	
		2013		2012			
		Rs	\$	Rs	\$	Rs	\$
	Export of Services	215,681.80	2,064,497.00	285,918.57	3,011,109.00	-24.57	-31.44
A	Transportation	45,393.32	434,503.00	52,972.04	557,867.00	-14.31	-22.11
	i) Charter of Pak ships with crew	82.74	792.00	35.80	377.00	131.12	110.08
	ii) Charter of Pak aircrafts with crew	4.70	45.00	19.56	206.00	-75.97	-78.16
	iii) Remitt. Rec. by recruit. Agents	130.69	1,251.00	243.18	2,561.00	-46.26	-51.15
	iv) Earnings of Pak road transport	88.28	845.00	383.24	4,036.00	-76.96	-79.06
	v) Passage Earnings of Pak air Cos.	25,491.13	244,000.00	28,201.51	297,000.00	-9.61	-17.85
	vi) Freight earnings	5,119.12	49,000.00	4,272.96	45,000.00	19.80	8.89
	vii) Oth. Local disbursement of foreign Ship/Air cons.	14,476.66	138,570.00	19,815.79	208,687.00	-26.94	-33.60
B	Travel	12,031.07	115,161.00	12,274.86	129,271.00	-1.99	-10.92
	i) Official travel	0.10	1.00	0.85	9.00	-88.24	-88.89
	ii) Others official travel	125.05	1,197.00	30.67	323.00	307.73	270.59
	iii) Commercial travel	37.82	362.00	37.13	391.00	1.86	-7.42
	iv) Non official-Delegation	0.10	1.00	24.21	255.00	-99.59	-99.61
	v) Medical	51.82	496.00	28.49	300.00	81.89	65.33
	vi) Students	96.53	924.00	121.54	1,280.00	-20.58	-27.81
	vii) Trainees	20.37	195.00	164.08	1,728.00	-87.59	-88.72
	viii) Tourists Pak national	502.09	4,806.00	649.01	6,835.00	-22.64	-29.69
	ix) Tourists foreign national	9,826.94	94,063.00	10,444.62	109,996.00	-5.91	-14.49
	x) Religious travel	0.00	0.00	0.00	0.00	0.00	0.00
	xi) Receipts through Exchange Cos	1,370.25	13,116.00	774.26	8,154.00	76.98	60.85
	xi) Others	0.00	0.00	0.00	0.00	0.00	0.00
C	COMMUNICATION SERVICES	20,992.15	200,936.00	13,506.91	142,246.00	55.42	41.26
	i) Postal services	1.67	16.00	0.19	2.00	778.95	700.00
	ii) Courier services	33.33	319.00	18.04	190.00	84.76	67.89
	iii) Telecommunication services	19,483.37	186,494.00	11,869.99	125,007.00	64.14	49.19
	iv) Call Centres	1,473.78	14,107.00	1,618.69	17,047.00	-8.95	-17.25
D	CONSTRUCTION SERVICES	778.94	7,456.00	785.46	8,272.00	-0.83	-9.86
	i) Construction services	778.94	7,456.00	785.46	8,272.00	-0.83	-9.86
E	INSURANCE SERVICES	3,058.63	29,277.00	1,380.83	14,542.00	121.51	101.33
	i) Treaties and standing open cover - life	92.46	885.00	38.27	403.00	141.60	119.60
	ii) Surplus funds rec.by Pak ins.Cos.-abroad	0.42	4.00	13.48	142.00	-96.88	-97.18
	iii) Rev. surplus funds of f. ins. cos.-life	0.00	0.00	0.00	0.00	0.00	0.00
	iv) Insurance P & I Club	22.25	213.00	21.93	231.00	1.46	-7.79
	v) Treaties and standing open cover-marine	136.13	1,303.00	5.03	53.00	2606.36	2358.49
	vi) Refund of Ins. payments-others	261.81	2,506.00	15.67	165.00	1570.77	1418.79
	vii) Other miscellaneous insurance	809.45	7,748.00	668.01	7,035.00	21.17	10.14
	viii) Facultative reinsurance-life	227.85	2,181.00	192.28	2,025.00	18.50	7.70
	ix) Facultative reinsurance-marine	32.18	308.00	85.27	898.00	-62.26	-65.70
	x) Other non-life reinsurance services	1,475.77	14,126.00	332.82	3,505.00	343.41	303.02
	xi) Services auxiliary to insurance	0.31	3.00	8.07	85.00	-96.16	-96.47

* Provisional

Source:- State Bank of Pakistan

10.23 Export of Services by Sectors (Detail) (Cumulative)

SL. No.	Description	Rs. in Millions Dollars in Thousands					
		* July - November 2013		July - November 2012		% Change in July - November, 2013 over July - November, 2012	
		Rs	\$	Rs	\$	Rs	\$
F	FINANCIAL SERVICES	2,347.49	22,470.00	1,701.68	17,921.00	37.95	25.38
	i) Bank commission and charges	1,079.82	10,336.00	887.92	9,351.00	21.61	10.53
	ii) Remittances for guarantees involved	354.06	3,389.00	339.46	3,575.00	4.30	-5.20
	iii) Others financial services	913.61	8,745.00	474.30	4,995.00	92.62	75.08
G	COMPUTER AND INFORMATION SERVICES	13,213.09	126,475.00	11,187.35	117,818.00	18.11	7.35
	i) Hardware consultancy services	100.82	965.00	106.54	1,122.00	-5.37	-13.99
	ii) Software consultancy services	2,502.21	23,951.00	1,455.56	15,329.00	71.91	56.25
	iii) Maintenance & repairs of computer	21.83	209.00	0.47	5.00	4544.68	4080.00
	iv) Export of Computer Software	9,095.42	87,061.00	8,137.32	85,697.00	11.77	1.59
	v) Other computer services	1,463.76	14,011.00	1,411.40	14,864.00	3.71	-5.74
	vi) Earnings of journalists / authors	14.42	138.00	14.91	157.00	-3.29	-12.10
	vii) Subscription to news papers/periodicals	11.91	114.00	40.83	430.00	-70.83	-73.49
	viii) News agents and correspondents	2.72	26.00	20.32	214.00	-86.61	-87.85
H	ROYALTIES AND LICENSE FEES	332.01	3,178.00	239.19	2,519.00	38.81	26.16
	i) Royalties, license fees & trade marks	332.01	3,178.00	239.19	2,519.00	38.81	26.16
I	OTHER BUSINESS SERVICES	29,521.96	282,583.00	30,968.09	326,136.00	-4.67	-13.35
	i) Merchancing. & trade related services	549.84	5,263.00	698.11	7,352.00	-21.24	-28.41
	ii) Charter of ships without crew-op. leasing	8.36	80.00	15.86	167.00	-47.29	-52.10
	iii) Charter of aircrafts without crew-op leasing	1.04	10.00	0.09	1.00	1055.56	900.00
	iv) Legal services	479.11	4,586.00	525.76	5,537.00	-8.87	-17.18
	v) A/c, auditing, & tax consulting Services	261.18	2,500.00	178.32	1,878.00	46.47	33.12
	vi) Bus. & manag. Consult. & public relations	5,033.87	48,184.00	5,196.58	54,727.00	-3.13	-11.96
	vii) Agency commission	7,147.44	68,415.00	5,829.36	61,391.00	22.61	11.44
	viii) Printing charges of security documents	33.74	323.00	10.82	114.00	211.83	183.33
	ix) Processing and repair fees	212.08	2,030.00	96.66	1,018.00	119.41	99.41
	x) Adv. market research & pub. opinion poll	1,372.24	13,135.00	962.36	10,135.00	42.59	29.60
	xi) Research and development	238.51	2,283.00	174.62	1,839.00	36.59	24.14
	xii) Arch., engineering, & technical services	2,272.16	21,749.00	2,142.08	22,559.00	6.07	-3.59
	xiii) Agri., mining, & on-site proc. services	3.03	29.00	18.04	190.00	-83.20	-84.74
	xiv) Receipts of security dep. with tenders	6.58	63.00	1.80	19.00	265.56	231.58
	xv) Services in medicine exports	26.22	251.00	30.58	322.00	-14.26	-22.05
	xvi) Misc. other business services, n.i.e.	12,459.10	119,258.00	15,761.32	165,988.00	-20.95	-28.15
	xvii) Refund	-582.54	-5,576.00	-674.27	-7,101.00	-13.60	-21.48
J	PERSONAL, CULTURAL, AND RECREATIONAL SERV.	407.13	3,897.00	201.11	2,118.00	102.44	83.99
	i) Audiovisual and related services	185.75	1,778.00	128.00	1,348.00	45.12	31.90
	ii) Earnings of professional artists	36.57	350.00	32.66	344.00	11.97	1.74
	iii) Other personal, cult. & recreation serv.	184.81	1,769.00	40.45	426.00	356.89	315.26
K	GOVERNMENT SERVICES, n.i.e.	87,606.01	838,561.00	160,701.05	1,692,399.00	-45.49	-50.45
	i) Remitt. Rec. by foreign Missions in Pak.	15,395.49	147,365.00	9,202.90	96,919.00	67.29	52.05
	ii) Military units and agencies	7,664.79	73,367.00	114,290.09	1,203,629.00	-93.29	-93.90
	iii) Other government services	34,533.90	330,557.00	995.98	10,489.00	3367.33	3051.46
	vi) Remittances Received by Int. Org.	9,100.12	87,106.00	11,688.81	123,099.00	-22.15	-29.24
	v) Receipt through Central govt.	0.00	0.00	0.00	0.00	0.00	0.00
	iv) Receipts through International bodies	17,444.29	166,976.00	22,191.46	233,706.00	-21.39	-28.55
	iiv) Earnings of Pak Diplomatic Mission abroad	3,467.42	33,190.00	2,331.81	24,557.00	48.70	35.15

* Provisional

Source:- State Bank of Pakistan

10.23 Export of Services by Sectors (Detail) (Cumulative)

		Rs. in Millions Dollars in Thousands					
SL. NO.	Description	* July - December 2013		July - December 2012		% Change in July - December, 2013 over July - December, 2012	
		Rs	\$	Rs	\$	Rs	\$
		<u>Export of Services</u>		<u>250,361.17</u>	<u>2,386,930.00</u>	<u>403,854.58</u>	<u>4,236,534.00</u>
A	Transportation	63,114.47	601,730.00	63,756.86	668,825.00	-1.01	-10.03
	i) Charter of Pak ships with crew	83.07	792.00	35.94	377.00	131.14	110.08
	ii) Charter of Pak aircrafts with crew	0.94	9.00	19.64	206.00	-95.21	-95.63
	iii) Remitt. Rec. by recruit. Agents	144.54	1,378.00	274.35	2,878.00	-47.32	-52.12
	iv) Earnings of Pak road transport	127.54	1,216.00	405.14	4,250.00	-68.52	-71.39
	v) Passage Earnings of Pak air Cos.	34,088.72	325,000.00	33,364.33	350,000.00	2.17	-7.14
	vi) Freight earnings	6,398.19	61,000.00	5,147.64	54,000.00	24.29	12.96
	vii) Oth. Local disbursement of foreign Ship/Air cons.	22,271.47	212,335.00	24,509.82	257,114.00	-9.13	-17.42
B	Travel	14,840.12	141,485.00	14,503.67	152,147.00	2.32	-7.01
	i) Official travel	0.10	1.00	0.86	9.00	-88.37	-88.89
	ii) Others official travel	243.76	2,324.00	41.66	437.00	485.12	431.81
	iii) Commercial travel	38.39	366.00	57.48	603.00	-33.21	-39.30
	iv) Non official-Delegation	0.10	1.00	24.31	255.00	-99.59	-99.61
	v) Medical	55.49	529.00	33.36	350.00	66.34	51.14
	vi) Students	189.64	1,808.00	157.96	1,657.00	20.06	9.11
	vii) Trainees	22.55	215.00	171.40	1,798.00	-86.84	-88.04
	viii) Tourists Pak national	616.85	5,881.00	765.38	8,029.00	-19.41	-26.75
	ix) Tourists foreign national	12,060.69	114,986.00	12,300.76	129,038.00	-1.95	-10.89
	x) Religious travel	0.00	0.00	0.00	0.00	0.00	0.00
	xi) Receipts through Exchange Cos	1,612.55	15,374.00	950.50	9,971.00	69.65	54.19
	xi) Others	0.00	0.00	0.00	0.00	0.00	0.00
C	COMMUNICATION SERVICES	26,497.85	252,629.00	19,733.00	207,004.00	34.28	22.04
	i) Postal services	1.68	16.00	0.19	2.00	784.21	700.00
	ii) Courier services	34.72	331.00	21.83	229.00	59.05	44.54
	iii) Telecommunication services	24,685.90	235,354.00	17,787.38	186,594.00	38.78	26.13
	iv) Call Centres	1,775.55	16,928.00	1,923.60	20,179.00	-7.70	-16.11
D	CONSTRUCTION SERVICES	992.03	9,458.00	1,831.51	19,213.00	-45.84	-50.77
	i) Construction services	992.03	9,458.00	1,831.51	19,213.00	-45.84	-50.77
E	INSURANCE SERVICES	3,582.99	34,160.00	1,688.52	17,713.00	112.20	92.85
	i) Treaties and standing open cover - life	98.60	940.00	51.00	535.00	93.33	75.70
	ii) Surplus funds rec.by Pak ins.Cos.-abroad	0.42	4.00	13.63	143.00	-96.92	-97.20
	iii) Rev. surplus funds of f. ins. cos.-life	0.00	0.00	0.00	0.00	0.00	0.00
	iv) Insurance P & I Club	25.28	241.00	25.07	263.00	0.84	-8.37
	v) Treaties and standing open cover-marine	141.07	1,345.00	13.16	138.00	971.96	874.64
	vi) Refund of Ins. payments-others	275.44	2,626.00	17.83	187.00	1444.81	1304.28
	vii) Other miscellaneous insurance	1,142.13	10,889.00	806.84	8,464.00	41.56	28.65
	viii) Facultative reinsurance-life	285.40	2,721.00	206.95	2,171.00	37.91	25.33
	ix) Facultative reinsurance-marine	41.96	400.00	133.93	1,405.00	-68.67	-71.53
	x) Other non-life reinsurance services	1,572.38	14,991.00	410.67	4,308.00	282.88	247.98
	xi) Services auxiliary to insurance	0.31	3.00	9.44	99.00	-96.72	-96.97

* Provisional

Source:- State Bank of Pakistan

10.23 Export of Services by Sectors (Detail) (Cumulative)

SL. NO.	Description	Rs. in Millions Dollars in Thousands					
		* July - December 2013		July - December 2012		% Change in July - December, 2013 over July - December, 2012	
		Rs	\$	Rs	\$	Rs	\$
F	FINANCIAL SERVICES	3,561.59	33,956.00	2,029.60	21,291.00	75.48	59.49
	i) Bank commission and charges	1,331.24	12,692.00	1,129.14	11,845.00	17.90	7.15
	ii) Remittances for guarantees involved	364.07	3,471.00	377.02	3,955.00	-3.43	-12.24
	iii) Others financial services	1,866.28	17,793.00	523.44	5,491.00	256.54	224.04
G	COMPUTER AND INFORMATION SERVICES	16,587.98	158,149.00	13,723.51	143,963.00	20.87	9.85
	i) Hardware consultancy services	98.80	942.00	201.71	2,116.00	-51.02	-55.48
	ii) Software consultancy services	3,172.03	30,242.00	1,814.16	19,031.00	74.85	58.91
	iii) Maintenance & repairs of computer	24.65	235.00	1.05	11.00	2247.62	2036.36
	iv) Export of Computer Software	11,475.84	109,410.00	10,034.27	105,262.00	14.37	3.94
	v) Other computer services	1,771.56	16,890.00	1,591.96	16,700.00	11.28	1.14
	vi) Earnings of journalists / authors	27.17	259.00	15.82	166.00	71.74	56.02
	vii) Subscription to news papers/periodicals	14.89	142.00	44.04	462.00	-66.19	-69.26
	viii) News agents and correspondents	3.04	29.00	20.50	215.00	-85.17	-86.51
		0.00		0.00			
H	ROYALTIES AND LICENSE FEES	388.19	3,701.00	253.57	2,660.00	53.09	39.14
	i) Royalties, license fees & trade marks	388.19	3,701.00	253.57	2,660.00	53.09	39.14
I	OTHER BUSINESS SERVICES	37,107.31	353,779.00	37,758.69	396,098.00	-1.73	-10.68
	i) Merchanting, & trade related services	797.89	7,607.00	831.63	8,724.00	-4.06	-12.80
	ii) Charter of ships without crew-op. leasing	11.75	112.00	15.92	167.00	-26.19	-32.93
	iii) Charter of aircrafts without crew-op leasing	3.15	30.00	3.62	38.00	-12.98	-21.05
	iv) Legal services	591.05	5,635.00	654.42	6,865.00	-9.68	-17.92
	v) A/c, auditing, & tax consulting Services	316.55	3,018.00	255.00	2,675.00	24.14	12.82
	vi) Bus. & manag. Consult. & public relations	6,174.67	58,869.00	6,114.54	64,143.00	0.98	-8.22
	vii) Agency commission	8,330.55	79,423.00	6,835.30	71,704.00	21.88	10.77
	viii) Printing charges of security documents	39.96	381.00	50.52	530.00	-20.90	-28.11
	ix) Processing and repair fees	229.39	2,187.00	98.19	1,030.00	133.62	112.33
	x) Adv. market research & pub. opinion poll	1,713.25	16,334.00	1,221.71	12,816.00	40.23	27.45
	xi) Research and development	310.05	2,956.00	238.41	2,501.00	30.05	18.19
	xii) Arch., engineering, & technical services	2,505.78	23,890.00	2,448.27	25,683.00	2.35	-6.98
	xiii) Agri., mining, & on-site proc. services	4.30	41.00	21.73	228.00	-80.21	-82.02
	xiv) Receipts of security dep. with tenders	742.09	7,075.00	1.81	19.00	40899.45	37136.84
	xv) Services in medicine exports	26.85	256.00	30.98	325.00	-13.33	-21.23
	xvi) Misc. other business services, n.i.e.	16,209.97	154,545.00	19,696.20	206,618.00	-17.70	-25.20
	xvii) Refund	-899.94	-8,580.00	-759.56	-7,968.00	18.48	7.68
J	PERSONAL, CULTURAL, AND RECREATIONAL SERV.	557.69	5,317.00	275.88	2,894.00	102.15	83.72
	i) Audiovisual and related services	214.60	2,046.00	179.60	1,884.00	19.49	8.60
	ii) Earnings of professional artists	39.86	380.00	41.56	436.00	-4.09	-12.84
	iii) Other personal, cult. & recreation serv.	303.23	2,891.00	54.72	574.00	454.15	403.66
K	GOVERNMENT SERVICES, n.i.e.	83,130.95	792,566.00	248,299.77	2,604,726.00	-66.52	-69.57
	i) Remitt. Rec. by foreign Missions in Pak.	19,932.25	190,033.00	11,967.12	125,538.00	66.56	51.37
	ii) Military units and agencies	12,349.35	117,738.00	184,724.75	1,937,808.00	-93.31	-93.92
	iii) Other government services	35,232.42	335,904.00	1,640.86	17,213.00	2047.19	1851.46
	vi) Remittances Received by Int. Org.	11,524.29	109,872.00	14,708.14	154,292.00	-21.65	-28.79
	v) Receipt through Central govt.	0.00	0.00	0.00	0.00	0.00	0.00
	iv) Receipts through International bodies	0.00	0.00	32,461.30	340,527.00	-100.00	-100.00
	iiiv) Earnings of Pak Diplomatic Mission abroad	4,092.64	39,019.00	2,797.60	29,348.00	46.29	32.95

* Provisional

Source:- State Bank of Pakistan

10.24 Import of Services by Sectors (Detail) (Monthly)

SL. No.	Description	Rs. in Millions Dollars in Thousands									
		* November, 2013		** October, 2013		November, 2012		% Change in November, 2013 over			
		Rs	\$	Rs	\$	Rs	\$	Rs	\$	Rs	\$
	<u>Import of Services</u>	<u>67,357.85</u>	<u>626,553.00</u>	<u>70,559.53</u>	<u>664,424.00</u>	<u>66,137.60</u>	<u>688,987.00</u>	-4.54	-5.70	1.85	-9.06
A	Transportation	27,479.57	255,611.00	29,712.54	279,788.00	26,873.88	279,958.00	-7.52	-8.64	2.25	-8.70
	i) Charter of Pak ships with crew	105.57	982.00	88.99	838.00	33.02	344.00	18.63	17.18	219.72	185.47
	ii) Freight on commodity imports - sea	55.69	518.00	30.80	290.00	40.12	418.00	80.81	78.62	38.81	23.92
	iii) Charter of Aircrafts with crew	0.00	0.00	0.00	0.00	2.78	29.00	0.00	0.00	-100.00	-100.00
	iv) Freight on commodity imports- air	114.39	1,064.00	255.62	2,407.00	86.97	906.00	-55.25	-55.80	31.53	17.44
	v) Oper. Exp. of Pak rail/road transport	11.18	104.00	0.53	5.00	0.00	0.00	2009.43	1980.00	100.00	100.00
	vi) Passage earnings of Foreign air lines	2,902.65	27,000.00	2,867.31	27,000.00	3,071.76	32,000.00	1.23	0.00	-5.51	-15.63
	vii) 8 % freight on cash imports	20,142.74	187,365.00	23,157.20	218,060.00	17,875.17	186,214.00	-13.02	-14.08	12.69	0.62
	ix) Freight on Foreign Economic Assistance	1,510.78	14,053.00	556.82	5,243.00	3,500.07	36,462.00	171.32	168.03	-56.84	-61.46
	x) Pak air /Shipping Cos expenses	2,636.57	24,525.00	2,755.27	25,945.00	2,263.99	23,585.00	-4.31	-5.47	16.46	3.99
B	TRAVEL	8,557.44	79,600.00	9,432.08	88,817.00	10,255.94	106,841.00	-9.27	-10.38	-16.56	-25.50
	i) Official travel -Business	22.47	209.00	183.30	1,726.00	138.61	1,444.00	-87.74	-87.89	-83.79	-85.53
	ii) Commercial Travel-Business	2.15	20.00	2.02	19.00	3.74	39.00	6.44	5.26	-42.51	-48.72
	iii) Non-official-Business	25.80	240.00	11.36	107.00	185.84	1,936.00	127.11	124.30	-86.12	-87.60
	iv) Medical - Personal Travel	0.00	0.00	14.66	138.00	14.21	148.00	-100.00	-100.00	-100.00	-100.00
	v) Students and trainees	944.76	8,788.00	333.14	3,137.00	271.37	2,827.00	183.59	180.14	248.14	210.86
	vi) Holiday (on recreational tours abroad)	1,116.55	10,386.00	1,659.43	15,626.00	1,630.34	16,984.00	-32.71	-33.53	-31.51	-38.85
	vii) Religious travel - Hajj	1,337.80	12,444.00	1,386.61	13,057.00	0.77	8.00	-3.52	-4.69	173640.26	155450.00
	viii) Religious travel - other - By air	0.00	0.00	0.00	0.00	0.00	0.00	0.00	0.00	0.00	0.00
	ix) Religious travel - other - By land	0.65	6.00	0.00	0.00	0.00	0.00	100.00	100.00	100.00	100.00
	x) Salary of officials on leave abroad	0.00	0.00	0.00	0.00	0.00	0.00	0.00	0.00	0.00	0.00
	xi) Payments through Exchange Cos.	4,977.50	46,300.00	5,628.42	53,000.00	7,775.40	81,000.00	-11.56	-12.64	-35.98	-42.84
	xii) Others	129.76	1,207.00	213.14	2,007.00	235.66	2,455.00	-39.12	-39.86	-44.94	-50.84
C	COMMUNICATION SERVICES	2,672.47	24,859.00	2,238.09	21,075.00	764.87	7,968.00	19.41	17.95	249.40	211.99
	i) Postal and courier services	16.66	155.00	31.86	300.00	75.07	782.00	-47.71	-48.33	-77.81	-80.18
	ii) Telecommunication services	2,655.81	24,704.00	2,206.23	20,775.00	689.80	7,186.00	20.38	18.91	285.01	243.78
D	CONSTRUCTION SERVICES	314.24	2,923.00	615.52	5,796.00	20.06	209.00	-48.95	-49.57	1466.50	1298.56
	i) Construction services	314.24	2,923.00	615.52	5,796.00	20.06	209.00	-48.95	-49.57	1466.50	1298.56
E	INSURANCE SERVICES	1,737.01	16,157.00	2,336.61	22,003.00	2,319.31	24,161.00	-25.66	-26.57	-25.11	-33.13
	i) Treaties and standing open cover-life	5.70	53.00	53.31	502.00	4.61	48.00	-89.31	-89.44	23.64	10.42
	ii) Surplus funds of foreign insurance cos.	0.00	0.00	0.00	0.00	0.00	0.00	0.00	0.00	0.00	0.00
	iii) Rev. surplus funds of f. Ins. Cos. -life	1.83	17.00	0.21	2.00	0.67	7.00	771.43	750.00	173.13	142.86
	iv) Insurance P & I Club	393.68	3,662.00	429.57	4,045.00	259.18	2,700.00	-8.35	-9.47	51.89	35.63
	v) Treaties and standing open cover-marine	91.49	851.00	74.66	703.00	69.59	725.00	22.54	21.05	31.47	17.38
	vi) Accidental and health insurance services	0.00	0.00	960.55	9,045.00	845.89	8,812.00	-100.00	-100.00	-100.00	-100.00
	vii) Motor vehicle insurance	0.00	0.00	0.00	0.00	0.00	0.00	0.00	0.00	0.00	0.00
	viii) Surplus fund of foreign insurance Cos- Marine	11.83	110.00	0.00	0.00	6.24	65.00	100.00	100.00	89.58	69.23
	ix) Marine, aviation & other transport ins.	0.00	0.00	0.00	0.00	0.00	0.00	0.00	0.00	0.00	0.00
	x) Facultative reinsurance-life	132.55	1,233.00	116.29	1,095.00	31.77	331.00	13.98	12.60	317.22	272.51
	xi) Facultative reinsurance-marine	578.16	5,378.00	376.57	3,546.00	325.32	3,389.00	53.53	51.66	77.72	58.69
	xii) Other non-life reinsurance services	352.73	3,281.00	255.72	2,408.00	347.88	3,624.00	37.94	36.25	1.39	-9.46
	xiii) Auxiliary services	1.18	11.00	7.86	74.00	63.74	664.00	-84.99	-85.14	-98.15	-98.34
	xiv) Insurance under Foreign Economic Assistance	167.86	1,561.00	61.87	583.00	364.42	3,796.00	171.31	167.75	-53.94	-58.88

* Provisional

** Revised by SBP

Source:- State Bank of Pakistan

10.24 Import of Services by Sectors (Detail) (Monthly)

SL. No.	Description	Rs. in Millions Dollars in Thousands									
		* November, 2013		** October, 2013		November, 2012		% Change in November, 2013 over			
		Rs	\$	Rs	\$	Rs	\$	October, 2013		November, 2012	
							Rs	\$	Rs	\$	
F	FINANCIAL SERVICES	1,873.39	17,426.00	4,949.50	46,607.00	651.98	6,792.00	-62.15	-62.61	187.34	156.57
	i) Bank commission and charges	1,545.93	14,380.00	4,545.21	42,800.00	587.76	6,123.00	-65.99	-66.40	163.02	134.85
	ii) Remittances for guarantees involved	3.12	29.00	319.86	3,012.00	0.00	0.00	-99.02	-99.04	100.00	100.00
	iii) Others financial services	324.34	3,017.00	84.43	795.00	64.22	669.00	284.15	279.50	405.05	350.97
G	COMPUTER AND INFORMATION SERVICES	1,398.10	13,005.00	1,112.08	10,472.00	1,265.27	13,181.00	25.72	24.19	10.50	-1.34
	i) Hardware consultancy services	43.75	407.00	0.53	5.00	40.89	426.00	8154.72	8040.00	6.99	-4.46
	ii) Software consultancy services	891.86	8,296.00	801.04	7,543.00	802.40	8,359.00	11.34	9.98	11.15	-0.75
	iii) Maintenance & repairs of computer	43.97	409.00	16.57	156.00	95.03	990.00	165.36	162.18	-53.73	-58.69
	iv) Export of Computer Software	184.59	1,717.00	61.17	576.00	72.19	752.00	201.77	198.09	155.70	128.32
	v) Other computer services	125.35	1,166.00	97.06	914.00	152.05	1,584.00	29.15	27.57	-17.56	-26.39
	vi) Earnings of journalists / authors	42.79	398.00	70.83	667.00	44.54	464.00	-39.59	-40.33	-3.93	-14.22
	vii) Subscription to news papers/periodicals	65.79	612.00	57.13	538.00	58.17	606.00	15.16	13.75	13.10	0.99
	viii) News agents and correspondents	0.00	0.00	7.75	73.00	0.00	0.00	-100.00	-100.00	0.00	0.00
H	ROYALTIES AND LICENSE FEES	1,402.41	13,045.00	674.45	6,351.00	1,220.74	12,717.00	107.93	105.40	14.88	2.58
	i) Royalties and trade marks	1,402.41	13,045.00	674.45	6,351.00	1,220.74	12,717.00	107.93	105.40	14.88	2.58
	ii)Exchange cos.	0.00	0.00	0.00	0.00	0.00	0.00	0.00	0.00	0.00	0.00
I	OTHER BUSINESS SERVICES	16,423.58	152,770.00	14,081.77	132,601.00	15,162.32	157,953.00	16.63	15.21	8.32	-3.28
	i) Merchenting services	14.73	137.00	4.67	44.00	1.15	12.00	215.42	211.36	1180.87	1041.67
	ii) Charter of ships without crew-op. leasing	647.50	6,023.00	348.64	3,283.00	248.62	2,590.00	85.72	83.46	160.44	132.55
	iii) Charter of air crafts without crew - op. leasing	61.17	569.00	90.59	853.00	0.00	0.00	-32.48	-33.29	100.00	100.00
	iv) Legal services	25.05	233.00	27.19	256.00	63.16	658.00	-7.87	-8.98	-60.34	-64.59
	v)A/c, audit, bookkeeping, tax cons. Ser.	0.00	0.00	3.08	29.00	45.21	471.00	-100.00	-100.00	-100.00	-100.00
	vi)Buss. & Mang. consult., and public rel.	67.08	624.00	80.82	761.00	231.63	2,413.00	-17.00	-18.00	-71.04	-74.14
	vii) Agency commission	1,554.31	14,458.00	1,580.95	14,887.00	1,744.38	18,172.00	-1.69	-2.88	-10.90	-20.44
	viii) Printing charges of security documents	0.00	0.00	0.00	0.00	0.86	9.00	0.00	0.00	-100.00	-100.00
	ix) Processing and repair fees	9.89	92.00	6.05	57.00	35.81	373.00	63.47	61.40	-72.38	-75.34
	x) Adv., market res., & public opin. Poll.	333.80	3,105.00	414.80	3,906.00	221.84	2,311.00	-19.53	-20.51	50.47	34.36
	xi)Research and development Services	12.47	116.00	7.22	68.00	57.98	604.00	72.71	70.59	-78.49	-80.79
	xii)Architect., eng., and technical services	7,308.75	67,985.00	6,266.98	59,013.00	2,073.06	21,596.00	16.62	15.20	252.56	214.80
	xiii) Agri., mining, & on-site proc. services	0.00	0.00	0.74	7.00	0.29	3.00	-100.00	-100.00	-100.00	-100.00
	xiv) Receipt of sec. Deposits with tenders	0.00	0.00	0.74	7.00	0.10	1.00	-100.00	-100.00	-100.00	-100.00
	xv) Payments to journalists	10.00	93.00	4.78	45.00	2.88	30.00	109.21	106.67	247.22	210.00
	xvi)Technical fees to foreigners	2,458.11	22,865.00	1,753.84	16,515.00	3,006.10	31,316.00	40.16	38.45	-18.23	-26.99
	xvii) Miscellaneous services, n.s.e.	1,553.24	14,448.00	731.48	6,888.00	5,243.40	54,623.00	112.34	109.76	-70.38	-73.55
	xviii)Exchange Cos	2,580.13	24,000.00	2,761.11	26,000.00	2,495.81	26,000.00	-6.55	-7.69	3.38	-7.69
	xix)Refund	-212.65	-1,978.00	-1.91	-18.00	-309.96	-3,229.00	11033.51	10888.89	-31.39	-38.74
J	PERSONAL, CULTURAL, AND RECREATIONAL SERV	20.96	195.00	52.46	494.00	4.03	42.00	-60.05	-60.53	420.10	364.29
	i) Audiovisual & related serv.-P.C.R serv.	5.59	52.00	34.30	323.00	0.00	0.00	-83.70	-83.90	100.00	100.00
	ii) Payment to professional artists	0.00	0.00	0.00	0.00	0.00	0.00	0.00	0.00	0.00	0.00
	iii)Other personal, cult., & rec. services	15.37	143.00	18.16	171.00	4.03	42.00	-15.36	-16.37	281.39	240.48
K	GOVERNMENT SERVICES, n.i.e.	5,478.68	50,962.00	5,354.43	50,420.00	7,599.20	79,165.00	2.32	1.07	-27.90	-35.63
	i) Foreign Missions	1,992.50	18,534.00	331.01	3,117.00	21.50	224.00	501.95	494.61	9167.44	8174.11
	ii) Military units and agencies	1.40	13.00	31.65	298.00	0.00	0.00	-95.58	-95.64	100.00	100.00
	iii)Govt. remitt. not specified elsewhere.	818.65	7,615.00	2,594.17	24,428.00	845.31	8,806.00	-68.44	-68.83	-3.15	-13.52
	iv)Remittances to Int. Organizations.	141.15	1,313.00	261.67	2,464.00	250.92	2,614.00	-46.06	-46.71	-43.75	-49.77
	v)Payment through int. bodies(Rs. A/c)	0.00	0.00	0.00	0.00	2,254.48	23,486.00	0.00	0.00	-100.00	-100.00
	vi)Expenditure of Pak Diplomatic Mission abroad	1,046.24	9,732.00	1,044.12	9,832.00	695.66	7,247.00	0.20	-1.02	50.40	34.29
	vii)Technical Assistance	1,478.74	13,755.00	1,091.81	10,281.00	3,531.33	36,788.00	35.44	33.79	-58.13	-62.61

* Provisional

** Revised by SBP

Source:- State Bank of Pakistan

10.24 Import of Services by Sectors (Detail) (Monthly)

SL. NO.	Description	Rs. in Millions Dollars in Thousands									
		* December, 2013		** November, 2013		December, 2012		% Change in December, 2013 over November, 2013 December, 2012			
		Rs	\$	Rs	\$	Rs	\$	Rs	\$	Rs	\$
	Import of Services	63,839.93	596,797.00	70,264.87	653,594.00	68,446.44	704,276.00	-9.14	-8.69	-6.73	-15.26
A	Transportation	32,231.41	301,310.00	29,543.66	274,811.00	23,809.94	244,991.00	9.10	9.64	35.37	22.99
	i) Charter of Pak ships with crew	150.29	1,405.00	105.57	982.00	120.80	1,243.00	42.36	43.08	24.41	13.03
	ii) Freight on commodity imports - sea	1,006.81	9,412.00	55.69	518.00	44.32	456.00	1707.88	1716.99	2171.68	1964.04
	iii) Charter of Aircrafts with crew	0.00	0.00	0.00	0.00	8.46	87.00	0.00	0.00	-100.00	-100.00
	iv) Freight on commodity imports- air	305.94	2,860.00	114.39	1,064.00	92.81	955.00	167.45	168.80	229.64	199.48
	v) Oper. Exp. of Pak rail/road transport	0.00	0.00	11.18	104.00	0.97	10.00	-100.00	-100.00	-100.00	-100.00
	vi) Passage earnings of Foreign air lines	4,813.69	45,000.00	4,837.74	45,000.00	2,332.49	24,000.00	-0.50	0.00	106.38	87.50
	vii) 8 % freight on cash imports	22,644.19	211,685.00	20,128.32	187,231.00	17,277.81	177,779.00	12.50	13.06	31.06	19.07
	ix) Freight on Foreign Economic Assistance	218.49	2,043.00	1,202.68	11,187.00	1,925.27	19,810.00	-81.83	-81.74	-88.65	-89.69
	x) Pak air /Shipping Cos expenses	3,092.00	28,905.00	3,088.09	28,725.00	2,007.01	20,651.00	0.13	0.63	54.06	39.97
B	TRAVEL	6,728.57	62,901.00	8,578.94	79,800.00	10,235.75	105,320.00	-21.57	-21.18	-34.26	-40.28
	i) Official travel -Business	24.71	231.00	22.47	209.00	37.42	385.00	9.97	10.53	-33.97	-40.00
	ii) Commercial Travel-Business	0.21	2.00	2.15	20.00	2.43	25.00	-90.23	-90.00	-91.36	-92.00
	iii) Non-official-Business	6.95	65.00	25.80	240.00	29.45	303.00	-73.06	-72.92	-76.40	-78.55
	iv) Medical - Personal Travel	9.95	93.00	0.00	0.00	24.88	256.00	100.00	100.00	-60.01	-63.67
	v) Students and trainees	565.34	5,285.00	944.76	8,788.00	551.54	5,675.00	-40.16	-39.86	2.50	-6.87
	vi) Holiday (on recreational tours abroad)	1,285.58	12,018.00	1,116.55	10,386.00	1,154.19	11,876.00	15.14	15.71	11.38	1.20
	vii) Religious travel - Hajj	0.00	0.00	1,337.80	12,444.00	0.00	0.00	-100.00	-100.00	0.00	0.00
	viii) Religious travel - other - By air	0.00	0.00	0.00	0.00	0.00	0.00	0.00	0.00	0.00	0.00
	ix) Religious travel - other - By land	0.00	0.00	0.65	6.00	0.00	0.00	-100.00	-100.00	0.00	0.00
	x) Salary of officials on leave abroad	0.00	0.00	0.00	0.00	0.00	0.00	0.00	0.00	0.00	0.00
	xi) Payments through Exchange Cos.	4,631.84	43,300.00	4,977.50	46,300.00	8,260.90	85,000.00	-6.94	-6.48	-43.93	-49.06
	xii) Others	203.99	1,907.00	151.26	1,407.00	174.94	1,800.00	34.86	35.54	16.61	5.94
C	COMMUNICATION SERVICES	1,260.76	11,786.00	2,672.47	24,859.00	2,795.39	28,763.00	-52.82	-52.59	-54.90	-59.02
	i) Postal and courier services	53.38	499.00	16.66	155.00	40.82	420.00	220.41	221.94	30.77	18.81
	ii) Telecommunication services	1,207.38	11,287.00	2,655.81	24,704.00	2,754.57	28,343.00	-54.54	-54.31	-56.17	-60.18
D	CONSTRUCTION SERVICES	5.99	56.00	314.24	2,923.00	6.90	71.00	-98.09	-98.08	-13.19	-21.13
	i) Construction services	5.99	56.00	314.24	2,923.00	6.90	71.00	-98.09	-98.08	-13.19	-21.13
E	INSURANCE SERVICES	1,636.95	15,303.00	1,705.06	15,860.00	2,848.07	29,305.00	-3.99	-3.51	-42.52	-47.78
	i) Treaties and standing open cover-life	25.99	243.00	5.70	53.00	92.23	949.00	355.96	358.49	-71.82	-74.39
	ii) Surplus funds of foreign insurance cos.	0.00	0.00	0.00	0.00	0.00	0.00	0.00	0.00	0.00	0.00
	iii) Rev. surplus funds of f. Ins. Cos. -life	0.00	0.00	1.83	17.00	3.69	38.00	-100.00	-100.00	-100.00	-100.00
	iv) Insurance P & I Club	454.18	4,246.00	395.96	3,683.00	385.25	3,964.00	14.70	15.29	17.89	7.11
	v) Treaties and standing open cover-marine	45.46	425.00	91.49	851.00	44.12	454.00	-50.31	-50.06	3.04	-6.39
	vi) Accidental and health insurance services	0.00	0.00	0.00	0.00	37.03	381.00	0.00	0.00	-100.00	-100.00
	vii) Motor vehicle insurance	0.00	0.00	0.00	0.00	0.00	0.00	0.00	0.00	0.00	0.00
	viii) Surplus fund of foreign insurance Cos- Marine	0.00	0.00	11.83	110.00	0.00	0.00	-100.00	-100.00	0.00	0.00
	ix) Marine, aviation & other transport ins.	0.00	0.00	0.00	0.00	0.00	0.00	0.00	0.00	0.00	0.00
	x) Facultative reinsurance-life	286.47	2,678.00	132.55	1,233.00	77.65	799.00	116.12	117.19	268.92	235.17
	xi) Facultative reinsurance-marine	385.20	3,601.00	578.16	5,378.00	952.92	9,805.00	-33.37	-33.04	-59.58	-63.27
	xii) Other non-life reinsurance services	402.96	3,767.00	352.73	3,281.00	1,040.68	10,708.00	14.24	14.81	-61.28	-64.82
	xiii) Auxiliary services	12.41	116.00	1.18	11.00	0.58	6.00	951.69	954.55	2039.66	1833.33
	xiv) Insurance under Foreign Economic Assistance	24.28	227.00	133.63	1,243.00	213.92	2,201.00	-81.83	-81.74	-88.65	-89.69

* Provisional

** Revised by SBP

Source:- State Bank of Pakistan

10.24 Import of Services by Sectors (Detail) (Monthly)

SL. NO.	Description	Rs. in Millions Dollars in Thousands									
		* December, 2013		** November, 2013		December, 2012		% Change in December, 2013 over			
		Rs	\$	Rs	\$	Rs	\$	Rs	\$	Rs	\$
F	FINANCIAL SERVICES	2,757.82	25,781.00	1,873.39	17,426.00	1,079.26	11,105.00	47.21	47.95	155.53	132.16
	i) Bank commission and charges	2,751.40	25,721.00	1,545.93	14,380.00	1,040.39	10,705.00	77.98	78.87	164.46	140.27
	ii) Remittances for guarantees involved	9.95	93.00	3.12	29.00	1.94	20.00	218.91	220.69	412.89	365.00
	iii) Others financial services	-3.53	-33.00	324.34	3,017.00	36.93	380.00	-101.09	-101.09	-109.56	-108.68
G	COMPUTER AND INFORMATION SERVICES	1,592.82	14,890.00	1,390.04	12,930.00	1,530.69	15,750.00	14.59	15.16	4.06	-5.46
	i) Hardware consultancy services	11.45	107.00	43.75	407.00	11.37	117.00	-73.83	-73.71	0.70	-8.55
	ii) Software consultancy services	960.71	8,981.00	891.86	8,296.00	1,045.54	10,758.00	7.72	8.26	-8.11	-16.52
	iii) Maintenance & repairs of computer	68.25	638.00	43.97	409.00	15.06	155.00	55.22	55.99	353.19	311.61
	iv) Export of Computer Software	139.60	1,305.00	184.59	1,717.00	193.89	1,995.00	-24.37	-24.00	-28.00	-34.59
	v) Other computer services	185.17	1,731.00	125.35	1,166.00	143.84	1,480.00	47.72	48.46	28.73	16.96
	vi) Earnings of journalists / authors	122.80	1,148.00	42.79	398.00	42.37	436.00	186.98	188.44	189.83	163.30
	vii) Subscription to news papers/periodicals	101.52	949.00	57.73	537.00	77.65	799.00	75.85	76.72	30.74	18.77
	viii) News agents and correspondents	3.32	31.00	0.00	0.00	0.97	10.00	100.00	100.00	242.27	210.00
H	ROYALTIES AND LICENSE FEES	479.98	4,487.00	1,402.41	13,045.00	883.92	9,095.00	-65.77	-65.60	-45.70	-50.67
	i) Royalties and trade marks	479.98	4,487.00	1,402.41	13,045.00	883.92	9,095.00	-65.77	-65.60	-45.70	-50.67
	ii) Exchange cos.	0.00	0.00	0.00	0.00	0.00	0.00	0.00	0.00	0.00	0.00
I	OTHER BUSINESS SERVICES	13,595.48	127,095.00	16,541.83	153,870.00	15,469.55	159,173.00	-17.81	-17.40	-12.11	-20.15
	i) Merchanting services	10.16	95.00	14.73	137.00	1.94	20.00	-31.03	-30.66	423.71	375.00
	ii) Charter of ships without crew-op. leasing	59.90	560.00	647.50	6,023.00	173.09	1,781.00	-90.75	-90.70	-65.39	-68.56
	iii) Charter of air crafts without crew - op. leasing	375.58	3,511.00	61.17	569.00	172.80	1,778.00	513.99	517.05	117.35	97.47
	iv) Legal services	44.71	418.00	25.05	233.00	20.02	206.00	78.48	79.40	123.33	102.91
	v) A/c, audit, bookkeeping, tax cons. Ser.	0.21	2.00	0.00	0.00	0.10	1.00	100.00	100.00	110.00	100.00
	vi) Buss. & Mang. consult., and public rel.	172.33	1,611.00	67.08	624.00	291.46	2,999.00	156.90	158.17	-40.87	-46.28
	vii) Agency commission	1,769.30	16,540.00	1,554.31	14,458.00	1,749.27	17,999.00	13.83	14.40	1.15	-8.11
	viii) Printing charges of security documents	0.86	8.00	0.00	0.00	2.43	25.00	100.00	100.00	-64.61	-68.00
	ix) Processing and repair fees	5.46	51.00	9.89	92.00	6.71	69.00	-44.79	-44.57	-18.63	-26.09
	x) Adv., market res., & public opin. Poll.	416.87	3,897.00	333.80	3,105.00	244.62	2,517.00	24.89	25.51	70.42	54.83
	xi) Research and development Services	25.46	238.00	12.47	116.00	87.76	903.00	104.17	105.17	-70.99	-73.64
	xii) Architect., eng., and technical services	2,678.12	25,036.00	7,308.75	67,985.00	1,680.66	17,293.00	-63.36	-63.17	59.35	44.78
	xiii) Agri., mining, & on-site proc. services	0.00	0.00	0.00	0.00	0.00	0.00	0.00	0.00	0.00	0.00
	xiv) Receipt of sec. Deposits with tenders	0.32	3.00	0.00	0.00	1.36	14.00	100.00	100.00	-76.47	-78.57
	xv) Payments to journalists	3.64	34.00	10.00	93.00	1.07	11.00	-63.60	-63.44	240.19	209.09
	xvi) Technical fees to foreigners	2,755.89	25,763.00	2,458.11	22,865.00	3,677.75	37,842.00	12.11	12.67	-25.07	-31.92
	xvii) Miscellaneous services, n.s.e.	2,410.06	22,530.00	1,671.49	15,548.00	5,210.29	53,611.00	44.19	44.91	-53.74	-57.98
	xviii) Exchange Cos	2,995.19	28,000.00	2,580.13	24,000.00	2,332.49	24,000.00	16.09	16.67	28.41	16.67
	xix) Refund	-128.58	-1,202.00	-212.65	-1,978.00	-184.27	-1,896.00	-39.53	-39.23	-30.22	-36.60
J	PERSONAL, CULTURAL, AND RECREATIONAL SERV	12.41	116.00	15.59	145.00	54.52	561.00	-20.40	-20.00	-77.24	-79.32
	i) Audiovisual & related serv.-P.C.R serv.	6.53	61.00	5.59	52.00	42.37	436.00	16.82	17.31	-84.59	-86.01
	ii) Payment to professional artists	0.00	0.00	0.00	0.00	0.00	0.00	0.00	0.00	0.00	0.00
	iii) Other personal, cult., & rec. services	5.88	55.00	10.00	93.00	12.15	125.00	-41.20	-40.86	-51.60	-56.00
K	GOVERNMENT SERVICES, n.i.e.	3,537.74	33,072.00	6,227.24	57,925.00	9,732.45	100,142.00	-43.19	-42.91	-63.65	-66.97
	i) Foreign Missions	779.82	7,290.00	1,992.50	18,534.00	909.28	9,356.00	-60.86	-60.67	-14.24	-22.08
	ii) Military units and agencies	60.65	567.00	1.40	13.00	22.84	235.00	4232.14	4261.54	165.54	141.28
	iii) Govt. remitt. not specified elsewhere.	881.33	8,239.00	818.65	7,615.00	653.00	6,719.00	7.66	8.19	34.97	22.62
	iv) Remittances to Int. Organizations.	260.90	2,439.00	141.15	1,313.00	173.48	1,785.00	84.84	85.76	50.39	36.64
	v) Payment through int. bodies (Rs. A/c)	0.00	0.00	0.00	0.00	5,177.83	53,277.00	0.00	0.00	-100.00	-100.00
	vi) Expenditure of Pak Diplomatic Mission abroad	1,126.62	10,532.00	1,143.00	10,632.00	821.28	8,451.00	-1.43	-0.94	37.18	24.62
	vii) Technical Assistance	428.42	4,005.00	2,130.54	19,818.00	1,974.74	20,319.00	-79.89	-79.79	-78.30	-80.29

* Provisional

Source:- State Bank of Pakistan

** Revised by SBP

10.25 Import of Services by Sectors (Detail) (Cumulative)

SL. No.	Description	Rs. in Millions Dollars in Thousands					
		* July - November 2013		July - November 2012		% Change in July - November, 2013 over July - November, 2012	
		Rs	\$	Rs	\$	Rs	\$
	Import of Services	327,626.66	3,136,028.00	334,405.92	3,521,745.00	-2.03	-10.95
A	Transportation	144,119.86	1,379,509.00	133,772.66	1,408,807.00	7.73	-2.08
	i) Charter of Pak ships with crew	439.93	4,211.00	472.30	4,974.00	-6.85	-15.34
	ii) Freight on commodity imports - sea	390.31	3,736.00	684.43	7,208.00	-42.97	-48.17
	iii) Charter of Aircrafts with crew	1.04	10.00	60.96	642.00	-98.29	-98.44
	iv) Freight on commodity imports- air	733.71	7,023.00	493.86	5,201.00	48.57	35.03
	v) Oper. Exp. of Pak rail/road transport	14.00	134.00	0.09	1.00	15455.56	13300.00
	vi) Passage earnings of Foreign air lines	15,252.89	146,000.00	19,655.60	207,000.00	-22.40	-29.47
	vii) 8 % freight on cash imports	109,161.66	1,044,890.65	93,585.05	985,577.04	16.64	6.02
	ix) Freight on Foreign Economic Assistance	5,887.03	56,350.35	8,452.28	89,013.96	-30.35	-36.69
	x) Pak air /Shipping Cos expenses	12,239.29	117,154.00	10,368.09	109,190.00	18.05	7.29
B	TRAVEL	47,596.34	455,590.00	54,957.63	578,778.00	-13.39	-21.28
	i) Official travel -Business	474.09	4,538.00	479.81	5,053.00	-1.19	-10.19
	ii) Commercial Travel-Business	10.13	97.00	16.52	174.00	-38.68	-44.25
	iii) Non-official-Business	58.09	556.00	274.13	2,887.00	-78.81	-80.74
	iv) Medical - Personal Travel	25.60	245.00	42.54	448.00	-39.82	-45.31
	v) Students and trainees	2,273.10	21,758.00	1,944.86	20,482.00	16.88	6.23
	vi) Holiday (on recreational tours abroad)	8,729.04	83,554.00	7,654.29	80,610.00	14.04	3.65
	vii) Religious travel - Hajj	10,351.28	99,082.00	12,028.09	126,672.00	-13.94	-21.78
	viii) Religious travel - other - By air	0.00	0.00	0.00	0.00	0.00	0.00
	ix) Religious travel - other - By land	0.63	6.00	0.00	0.00	100.00	100.00
	x) Salary of officials on leave abroad	0.00	0.00	0.00	0.00	0.00	0.00
	xi) Payments through Exchange Cos.	25,209.06	241,300.00	31,429.97	331,000.00	-19.79	-27.10
	xii) Others	465.32	4,454.00	1,087.42	11,452.00	-57.21	-61.11
C	COMMUNICATION SERVICES	9,579.75	91,697.00	6,298.24	66,329.00	52.10	38.25
	i) Postal and courier services	255.64	2,447.00	279.64	2,945.00	-8.58	-16.91
	ii) Telecommunication services	9,324.11	89,250.00	6,018.60	63,384.00	54.92	40.81
D	CONSTRUCTION SERVICES	932.93	8,930.00	181.17	1,908.00	414.95	368.03
	i) Construction services	932.93	8,930.00	181.17	1,908.00	414.95	368.03
E	INSURANCE SERVICES	10,870.93	104,056.00	10,056.12	105,904.00	8.10	-1.74
	i) Treaties and standing open cover-life	301.09	2,882.00	259.23	2,730.00	16.15	5.57
	ii) Surplus funds of foreign insurance cos.	6.16	59.00	0.00	0.00	100.00	100.00
	iii) Rev. surplus funds of f. Ins. Cos. -life	4.18	40.00	5.70	60.00	-26.67	-33.33
	iv) Insurance P & I Club	2,138.43	20,469.00	1,579.66	16,636.00	35.37	23.04
	v) Treaties and standing open cover-marine	613.46	5,872.00	863.71	9,096.00	-28.97	-35.44
	vi) Accidental and health insurance services	958.32	9,173.00	839.30	8,839.00	14.18	3.78
	vii) Motor vehicle insurance	0.00	0.00	3.99	42.00	-100.00	-100.00
	viii) Surplus fund of foreign insurance Cos- Marine	11.49	110.00	17.28	182.00	-33.51	-39.56
	ix) Marine, aviation & other transport ins.	0.00	0.00	0.00	0.00	0.00	0.00
	x) Facultative reinsurance-life	1,060.39	10,150.00	1,323.19	13,935.00	-19.86	-27.16
	xi) Facultative reinsurance-marine	2,081.50	19,924.00	1,729.03	18,209.00	20.39	9.42
	xii) Other non-life reinsurance services	2,457.49	23,523.00	2,455.72	25,862.00	0.07	-9.04
	xiii) Auxiliary services	584.31	5,593.00	64.38	678.00	807.60	724.93
	xiv) Insurance under Foreign Economic Assistance	654.11	6,261.00	914.93	9,635.00	-28.51	-35.02

* Provisional

Source:- State Bank of Pakistan

10.25 Import of Services by Sectors (Detail) (Cumulative)

SL. No.	Description	Rs. in Millions Dollars in Thousands					
		* July - November 2013		July - November 2012		% Change in July - November, 2013 over July - November, 2012	
		Rs	\$	Rs	\$	Rs	\$
F	FINANCIAL SERVICES	9,349.82	89,496.00	4,609.86	48,548.00	102.82	84.35
	i) Bank commission and charges	8,543.50	81,778.00	4,350.06	45,812.00	96.40	78.51
	ii) Remittances for guarantees involved	339.12	3,246.00	9.97	105.00	3301.40	2991.43
	iii) Others financial services	467.20	4,472.00	249.83	2,631.00	87.01	69.97
G	COMPUTER AND INFORMATION SERVICES	6,529.38	62,499.00	8,294.85	87,356.00	-21.28	-28.45
	i) Hardware consultancy services	106.56	1,020.00	168.07	1,770.00	-36.60	-42.37
	ii) Software consultancy services	4,407.14	42,185.00	5,301.41	55,831.00	-16.87	-24.44
	iii) Maintenance & repairs of computer	282.70	2,706.00	322.94	3,401.00	-12.46	-20.44
	iv) Export of Computer Software	613.88	5,876.00	1,194.43	12,579.00	-48.60	-53.29
	v) Other computer services	428.02	4,097.00	805.50	8,483.00	-46.86	-51.70
	vi) Earnings of journalists / authors	261.81	2,506.00	224.66	2,366.00	16.54	5.92
	vii) Subscription to news papers/periodicals	400.02	3,829.00	258.85	2,726.00	54.54	40.46
	viii) News agents and correspondents	29.25	280.00	18.99	200.00	54.03	40.00
H	ROYALTIES AND LICENSE FEES	5,588.83	53,496.00	6,131.60	64,574.00	-8.85	-17.16
	i) Royalties and trade marks	5,588.83	53,496.00	6,131.60	64,574.00	-8.85	-17.16
	ii) Exchange cos.	0.00	0.00	0.00	0.00	0.00	0.00
I	OTHER BUSINESS SERVICES	59,602.14	570,509.00	74,143.86	780,835.00	-19.61	-26.94
	i) Merchanting services	67.91	650.00	4.37	46.00	1454.00	1313.04
	ii) Charter of ships without crew-op. leasing	1,534.17	14,685.00	1,293.09	13,618.00	18.64	7.84
	iii) Charter of air crafts without crew - op. leasing	1,461.67	13,991.00	1,435.81	15,121.00	1.80	-7.47
	iv) Legal services	104.26	998.00	161.42	1,700.00	-35.41	-41.29
	v) A/c, audit, bookkeeping, tax cons. Ser.	5.75	55.00	53.84	567.00	-89.32	-90.30
	vi) Buss. & Mang. consult., and public rel.	700.27	6,703.00	1,085.81	11,435.00	-35.51	-41.38
	vii) Agency commission	7,649.64	73,222.00	7,440.17	78,355.00	2.82	-6.55
	viii) Printing charges of security documents	6.69	64.00	4.46	47.00	50.00	36.17
	ix) Processing and repair fees	37.61	360.00	52.89	557.00	-28.89	-35.37
	x) Adv., market res., & public opin. Poll.	1,731.52	16,574.00	725.07	7,636.00	138.81	117.05
	xi) Research and development Services	47.43	454.00	210.70	2,219.00	-77.49	-79.54
	xii) Architect, eng., and technical services	18,580.11	177,848.00	8,502.99	89,548.00	118.51	98.61
	xiii) Agri., mining, & on-site proc. services	171.44	1,641.00	2.37	25.00	7133.76	6464.00
	xiv) Receipt of sec. Deposits with tenders	1.57	15.00	1.90	20.00	-17.37	-25.00
	xv) Payments to journalists	26.74	256.00	10.07	106.00	165.54	141.51
	xvi) Technical fees to foreigners	11,521.57	110,284.00	18,204.41	191,717.00	-36.71	-42.48
	xvii) Miscellaneous services, n.s.e.	4,559.57	43,644.00	24,318.91	256,111.00	-81.25	-82.96
	xviii) Exchange Cos	14,103.70	135,000.00	11,584.46	122,000.00	21.75	10.66
	xix) Refund	-2,709.48	-25,935.00	-948.88	-9,993.00	185.55	159.53
J	PERSONAL, CULTURAL, AND RECREATIONAL SERV	242.89	2,325.00	132.74	1,398.00	82.98	66.31
	i) Audiovisual & related serv.-P.C.R serv.	119.20	1,141.00	86.31	909.00	38.11	25.52
	ii) Payment to professional artists	0.00	0.00	0.00	0.00	0.00	0.00
	iii) Other personal, cult., & rec. services	123.69	1,184.00	46.43	489.00	166.40	142.13
K	GOVERNMENT SERVICES, n.i.e.	33,213.79	317,921.00	35,827.19	377,308.00	-7.29	-15.74
	i) Foreign Missions	3,534.28	33,830.00	2,100.59	22,122.00	68.25	52.92
	ii) Military units and agencies	125.68	1,203.00	215.36	2,268.00	-41.64	-46.96
	iii) Govt. remitt. not specified elsewhere.	5,095.09	48,770.00	6,133.88	64,598.00	-16.94	-24.50
	iv) Remittances to Int. Organizations.	1,342.46	12,850.00	1,724.76	18,164.00	-22.17	-29.26
	v) Payment through int. bodies (Rs. A/c)	8,703.24	83,307.00	11,644.28	122,630.00	-25.26	-32.07
	vi) Expenditure of Pak Diplomatic Mission abroad	5,394.51	51,636.00	3,745.53	39,445.00	44.03	30.91
	vii) Technical Assistance	9,018.53	86,325.00	10,262.79	108,081.00	-12.12	-20.13

* Provisional

Source:- State Bank of Pakistan

10.25 Import of Services by Sectors (Detail) (Cumulative)

SL. NO.	Description	Rs. in Millions Dollars in Thousands					
		* July - December 2013		July - December 2012		% Change in July - December, 2013 over July - December, 2012	
		Rs	\$	Rs	\$	Rs	\$
	<u>Import of Services</u>	<u>395,385.50</u>	<u>3,769,584.00</u>	<u>402,852.49</u>	<u>4,226,022.00</u>	-1.85	-10.80
A	Transportation	188,768.95	1,799,713.00	157,651.03	1,653,798.00	19.74	8.82
	i) Charter of Pak ships with crew	589.05	5,616.00	592.65	6,217.00	-0.61	-9.67
	ii) Freight on commodity imports - sea	1,379.07	13,148.00	730.58	7,664.00	88.76	71.56
	iii) Charter of Aircrafts with crew	1.05	10.00	69.49	729.00	-98.49	-98.63
	iv) Freight on commodity imports- air	1,035.88	9,876.00	586.83	6,156.00	76.52	60.43
	v) Oper. Exp. of Pak rail/road transport	14.06	134.00	1.05	11.00	1239.05	1118.18
	vi) Passage earnings of Foreign air lines	34,088.72	325,000.00	22,020.46	231,000.00	54.80	40.69
	vii) 8 % freight on cash imports	131,813.04	1,256,698.00	110,898.84	1,163,356.00	18.86	8.02
	ix) Freight on Foreign Economic Assistance	3,805.09	36,278.00	10,373.82	108,824.00	-63.32	-66.66
	x) Pak air /Shipping Cos expenses	16,042.99	152,953.00	12,377.31	129,841.00	29.62	17.80
B	TRAVEL	54,718.80	521,686.00	65,212.78	684,098.00	-16.09	-23.74
	i) Official travel -Business	500.21	4,769.00	518.39	5,438.00	-3.51	-12.30
	ii) Commercial Travel-Business	10.38	99.00	18.97	199.00	-45.28	-50.25
	iii) Non-official-Business	65.14	621.00	304.09	3,190.00	-78.58	-80.53
	iv) Medical - Personal Travel	35.45	338.00	67.11	704.00	-47.18	-51.99
	v) Students and trainees	2,836.50	27,043.00	2,493.46	26,157.00	13.76	3.39
	vi) Holiday (on recreational tours abroad)	10,023.87	95,567.00	8,816.38	92,486.00	13.70	3.33
	vii) Religious travel - Hajj	10,392.55	99,082.00	12,075.22	126,672.00	-13.93	-21.78
	viii) Religious travel - other - By air	0.00	0.00	0.00	0.00	0.00	0.00
	ix) Religious travel - other - By land	0.63	6.00	0.00	0.00	100.00	100.00
	x) Salary of officials on leave abroad	0.00	0.00	0.00	0.00	0.00	0.00
	xi) Payments through Exchange Cos.	29,851.23	284,600.00	39,655.89	416,000.00	-24.72	-31.59
	xii) Others	1,002.84	9,561.00	1,263.27	13,252.00	-20.62	-27.85
C	COMMUNICATION SERVICES	10,856.78	103,508.00	9,064.80	95,092.00	19.77	8.85
	i) Postal and courier services	309.00	2,946.00	320.77	3,365.00	-3.67	-12.45
	ii) Telecommunication services	10,547.78	100,562.00	8,744.03	91,727.00	20.63	9.63
D	CONSTRUCTION SERVICES	942.53	8,986.00	188.65	1,979.00	399.62	354.07
	i) Construction services	942.53	8,986.00	188.65	1,979.00	399.62	354.07
E	INSURANCE SERVICES	12,286.64	117,140.00	12,889.07	135,210.00	-4.67	-13.36
	i) Treaties and standing open cover-life	327.78	3,125.00	350.71	3,679.00	-6.54	-15.06
	ii) Surplus funds of foreign insurance cos.	6.19	59.00	0.00	0.00	100.00	100.00
	iii) Rev. surplus funds of f. Ins. Cos. -life	4.20	40.00	9.34	98.00	-55.03	-59.18
	iv) Insurance P & I Club	2,635.45	25,126.00	1,963.73	20,600.00	34.21	21.97
	v) Treaties and standing open cover-marine	660.48	6,297.00	910.37	9,550.00	-27.45	-34.06
	vi) Accidental and health insurance services	962.14	9,173.00	878.91	9,220.00	9.47	-0.51
	vii) Motor vehicle insurance	0.00	0.00	4.00	42.00	-100.00	-100.00
	viii) Surplus fund of foreign insurance Cos- Marine	11.54	110.00	17.35	182.00	-33.49	-39.56
	ix) Marine, aviation & other transport ins.	0.00	0.00	0.00	0.00	0.00	0.00
	x) Facultative reinsurance-life	1,327.36	12,655.00	1,404.54	14,734.00	-5.50	-14.11
	xi) Facultative reinsurance-marine	2,467.50	23,525.00	2,670.48	28,014.00	-7.60	-16.02
	xii) Other non-life reinsurance services	2,862.40	27,290.00	3,486.10	36,570.00	-17.89	-25.38
	xiii) Auxiliary services	598.81	5,709.00	65.20	684.00	818.42	734.65
	xiv) Insurance under Foreign Economic Assistance	422.79	4,031.00	1,128.34	11,837.00	-62.53	-65.95

* Provisional

Source:- State Bank of Pakistan

10.25 Import of Services by Sectors (Detail) (Cumulative)

SL. NO.	Description	Rs. in Millions Dollars in Thousands					
		* July - December 2013		July - December 2012		% Change in July - December, 2013 over July - December, 2012	
		Rs	\$	Rs	\$	Rs	\$
F	FINANCIAL SERVICES	12,086.70	115,234.00	5,686.53	59,653.00	112.55	93.17
	i) Bank commission and charges	11,270.88	107,456.00	5,387.58	56,517.00	109.20	90.13
	ii) Remittances for guarantees involved	350.22	3,339.00	11.92	125.00	2838.09	2571.20
	iii) Others financial services	465.60	4,439.00	287.03	3,011.00	62.21	47.43
G	COMPUTER AND INFORMATION SERVICES	8,127.37	77,486.00	9,828.76	103,106.00	-17.31	-24.85
	i) Hardware consultancy services	118.21	1,127.00	179.88	1,887.00	-34.28	-40.28
	ii) Software consultancy services	5,417.27	51,648.00	6,347.71	66,589.00	-14.66	-22.44
	iii) Maintenance & repairs of computer	350.75	3,344.00	338.98	3,556.00	3.47	-5.96
	iv) Export of Computer Software	753.20	7,181.00	1,389.29	14,574.00	-45.79	-50.73
	v) Other computer services	611.29	5,828.00	949.74	9,963.00	-35.64	-41.50
	vi) Earnings of journalists/ authors	383.26	3,654.00	267.11	2,802.00	43.48	30.41
	vii) Subscription to news papers/periodicals	461.82	4,403.00	336.03	3,525.00	37.43	24.91
	viii) News agents and correspondents	31.57	301.00	20.02	210.00	57.69	43.33
H	ROYALTIES AND LICENSE FEES	6,081.74	57,983.00	7,022.62	73,669.00	-13.40	-21.29
	i) Royalties and trade marks	6,081.74	57,983.00	7,022.62	73,669.00	-13.40	-21.29
	ii) Exchange cos.	0.00	0.00	0.00	0.00	0.00	0.00
I	OTHER BUSINESS SERVICES	75,908.12	723,704.00	89,607.80	940,008.00	-15.29	-23.01
	i) Merchenting services	78.14	745.00	6.29	66.00	1142.29	1028.79
	ii) Charter of ships without crew-op. leasing	1,599.02	15,245.00	1,467.94	15,399.00	8.93	-1.00
	iii) Charter of air crafts without crew - op. leasing	1,835.76	17,502.00	1,610.93	16,899.00	13.96	3.57
	iv) Legal services	148.52	1,416.00	181.69	1,906.00	-18.26	-25.71
	v) A/c, audit, bookkeeping, tax cons. Ser.	5.98	57.00	54.15	568.00	-88.96	-89.96
	vi) Buss. & Mang. consult., and public rel.	872.04	8,314.00	1,375.94	14,434.00	-36.62	-42.40
	vii) Agency commission	9,414.99	89,762.00	9,185.10	96,354.00	2.50	-6.84
	viii) Printing charges of security documents	7.55	72.00	6.86	72.00	10.06	0.00
	ix) Processing and repair fees	43.11	411.00	59.67	626.00	-27.75	-34.35
	x) Adv., market res., & public opin. Poll.	2,147.17	20,471.00	967.85	10,153.00	121.85	101.63
	xi) Research and development Services	72.58	692.00	297.61	3,122.00	-75.61	-77.83
	xii) Architect., eng., and technical services	21,280.17	202,884.00	10,184.80	106,841.00	108.94	89.89
	xiii) Agri., mining, & on-site proc. services	172.12	1,641.00	2.38	25.00	7131.93	6464.00
	xiv) Receipt of sec. Deposits with tenders	1.89	18.00	3.24	34.00	-41.67	-47.06
	xv) Payments to journalists	30.42	290.00	11.15	117.00	172.83	147.86
	xvi) Technical fees to foreigners	14,269.75	136,047.00	21,883.09	229,559.00	-34.79	-40.74
	xvii) Miscellaneous services, n.s.e.	9,678.47	92,274.00	29,524.76	309,722.00	-67.22	-70.21
	xviii) Exchange Cos	17,096.80	163,000.00	13,917.69	146,000.00	22.84	11.64
	xix) Refund	-2,846.36	-27,137.00	-1,133.34	-11,889.00	151.15	128.25
J	PERSONAL, CULTURAL, AND RECREATIONAL SERV	219.32	2,091.00	186.74	1,959.00	17.45	6.74
	i) Audiovisual & related serv.-P.C.R serv.	105.10	1,002.00	128.21	1,345.00	-18.03	-25.50
	ii) Payment to professional artists	0.00	0.00	0.00	0.00	0.00	0.00
	iii) Other personal, cult., & rec. services	114.22	1,089.00	58.53	614.00	95.15	77.36
K	GOVERNMENT SERVICES, n.i.e.	25,388.55	242,053.00	45,513.71	477,450.00	-44.22	-49.30
	i) Foreign Missions	4,313.01	41,120.00	3,000.69	31,478.00	43.73	30.63
	ii) Military units and agencies	185.65	1,770.00	238.60	2,503.00	-22.19	-29.28
	iii) Govt. remitt. not specified elsewhere.	5,967.10	56,890.00	6,798.41	71,317.00	-12.23	-20.23
	iv) Remittances to Int. Organizations.	1,603.64	15,289.00	1,901.67	19,949.00	-15.67	-23.36
	v) Payment through int. bodies (Rs. A/c)	0.00	0.00	16,768.63	175,907.00	-100.00	-100.00
	vi) Expenditure of Pak Diplomatic Mission abroad	6,118.98	58,338.00	4,565.77	47,896.00	34.02	21.80
	vii) Technical Assistance	7,200.17	68,646.00	12,239.94	128,400.00	-41.17	-46.54

* Provisional

Source:- State Bank of Pakistan

REGIONAL AND FIELD OFFICES OF PAKISTAN BUREAU OF STATISTICS

PUNJAB

Chief Statistical Officer,
Regional Office,
Pakistan Bureau of Statistics,
Gul Plaza, (1st & 2nd Floor),
I.J. Principal Road,
Near Pindora Chungi,
Rawalpindi
Phone: 051- 4411528)
Fax 051 - 4410474

Statistical Officer (I/C),
Regional Office,
Pakistan Bureau of Statistics,
USAID Building,
Gurumangat Road,
Gulberg-III,
Lahore.
Phone & Fax:042-99263266
Email:lhrfbs@lhr.comsats.net.pk

Statistical Officer (I/C),
Regional Office,
Pakistan Bureau of Statistics,
House # 20, Block-T,
New Multan Colony, Rahim Chowk,
Masoom Shah Road,
Multan.
Phone & Fax:061-9220177
E-mail:muxfbs@brain.net.pk

Chief Statistical Officer,
Regional Office,
Pakistan Bureau of Statistics,
51-A, Satellite Town,
Gujranwala.
Phone & Fax: 055-9200418

Chief Statistical Officer,
Regional Office,
Pakistan Bureau of Statistics,
House # 04, Rehman Town,
Satyana Road,
Faisalabad.
Phone & Fax: 041-9220049
E-mail:fsdfbs@fsd.comsats.net.pk

Chief Statistical Officer,
Regional Office,
Pakistan Bureau of Statistics,
House # 100/27-C, Zaidi Road,
Satellite Town,
Sargodha
Phone & Fax:048-3220004

Chief Statistical Officer,
Regional Office,
Pakistan Bureau of Statistics,
House # 25/B.K.,
Satellite Town,
Bahawalpur.
Phone & Fax: 062-9250026

Statistical Officer(I/C),
Field Office,
Pakistan Bureau of Statistics,
Capital Road,
Near Masjid Abdur Rashid
Jinnah Town,
Sialkot.
Phone & Fax: 052 - 4262644
E-mail:sktfbs@skt.comsats.net.pk

Statistical Officer(I/C),
Field Office,
Pakistan Bureau of Statistics,
Building # 09-D-3(X)
Amar Colony,
Jhang Saddar.
Phone & Fax: 047-9200194

Statistical Officer(I/C),
Field Office.
Pakistan Bureau of Statistics,
House at Khasra #51/11/1/3/2
(G.F), Chak#9/W.B.(Behind
Cooperative Workshop),
Burawala Road,
Vehari.
Phone & Fax: 067-3364219

Statistical Officer (I/C),
Field Office,
Pakistan Bureau of Statistics,
House # 213/ D,
Mohallah Mir Abdullah Khan Rokri,
Mianwali.
Phone: 045-9231626
Fax: 045-9233700

Statistical Officer (I/C),
Field Office,
Pakistan Bureau of Statistics
House # 79(GF), Block#C,
Street # 2, Khyaban-e-Sarwar,
Dera Ghazi Khan.
Phone: 064-9239056

Statistical Officer(I/C),
Field Office,
Pakistan Bureau of Statistics,
House # 7, (G.F.), Street #1,
Azam Town, Mud Darbari,
Rahim Yar Khan.
Phone & Fax: 068-5871754

Statistical Officer (I/C),
Field Office,
Pakistan Bureau of Statistics,
House # 43 B-7, Gulistan Colony,
Near Govt. Girls College
Sahiwal.
Phone: 040-9200242

Statistical Officer(I/C),
Field Office,
Pakistan Bureau of Statistics,
Building # 192, Khan Baba Road,
Bahawalnagar.
Phone & Fax: 063-9240049

SINDH:

Chief Statistical Officer,
Regional Office,
Pakistan Bureau of Statistics,
1-B, S.M.C.H. Society
Karachi.
Phone & Fax: 021- 34557933
Email:khifbs@khi.comsats.net.pk

Chief Statistical Officer,
Regional Office,
Pakistan Bureau of Statistics,
Bungalow # A-46, G.O.R. Colony,
Unit # 1, Latifabad,
Hyderabad.
Fax & Phone: 022-9200641

Chief Statistical Officer,
Regional Office,
Pakistan Bureau of Statistics,
Bungalow # 10-A,
Professor Housing Society,
Shikarpur Road,
Sukkur.
Phone & Fax: 071-5807132

Chief Statistical Officer,
Regional Office,
Pakistan Bureau of Statistics,
Building # 45/17, Ward "C",
Near Shah Latif Market,
Lohari Mohallah,
Larkana.
(Phone: 074-9410010)
Fax:074-4054438

Statistical Officer(I/C),
Field Office,
Pakistan Bureau of Statistics,
House # 180,
Um-e-Hain, Near satari
Cotton Factory, Ring Road
Mirpur Khas.
Phone & Fax: -0233-923096

Statistical Officer(I/C),
Field Office,
Pakistan Bureau of Statistics,
House # 68, Mubariak Colony,
Jam sahib Road,
Nawabshah.
Phone & Fax: 0244-9370311

Statistical Officer(I/C),
Field Office,
Pakistan Bureau of Statistics,
House # 199 Marakhpur,
Opp. DHO Office,
Sehwan Road, Dadu Town,
Dadu.
Phone & Fax: 025-9200345

Statistical Officer(I/C),
Field Office,
Pakistan Bureau of Statistics,
House # 292-I, 1st Family line,
Shah Abdul Latif Road,
Near Rifil Naka,
Jacobabad.
Phone : 0722-653403

KHYBER PAKHTOON KHWA

Chief Statistical Officer,
Regional Office,
Pakistan Bureau of Statistics,
State Life Insurance Building,
2nd Floor, 34-The Mall,
Peshawar Cantt.
Phone: 091-9213097
Fax – 091-9213098
E-mail:pshfbs@pes.comsats.net.pk

Chief Statistical Officer,
Regional Office,
Pakistan Bureau of Statistics,
Building #558-D,
Mohallah Ghazni Khel,
Bannu.
Phone & Fax: 0928-9270191

Statistical Officer (I/C),
Regional Office,
Pakistan Bureau of Statistics,
Shams-ur-Rehman Building,
Near Nadra Office, Rahimabad,
G.T. Road,
Mingora/Swat.
Phone: 0946-9240283

Chief Statistical Officer,
Regional Office,
Pakistan Bureau of Statistics,
Bunglow # 896, Mansehra Road,
Post office Jhangi,
Abbottabad.
Phone & Fax: 0992-9310231

Chief Statistical Officer,
Regional Office,
Pakistan Bureau of Statistics,
House # A-3,
Shah Jhan Sheed Town,
Near Coach Adda of Bannu
Dera Ismail Khan.
Phone:0966-9280279

BALUCHISTAN:

Chief Statistical Officer,
Regional Office,
Pakistan Bureau of Statistics,
Chandio House No.2,
Arbab Karam Khan Road,
Near Elementary College,
Quetta.
Phone: 081-9239804
Fax:081-2471126

Statistical Officer(I/C),
Field Office,
Pakistan Bureau of Statistics,
Dak Khana Road, Near Civil Hospital,
Singani Sar,
Turbat.
Phone: 0852-412267
Fax:0852-413383

Statistical Officer (I/C),
Field Office,
Pakistan Bureau of Statistics,
Haroon Market,
Opp:Girls High School,
Hospital Road,
Khuzdar.
Phone & Fax: 0848-412760

Statistical Officer (I/C),
Field Office,
Pakistan Bureau of Statistics,
Building # 2-II/E,
Hazara Mohallah,
Loralai.
Phone & Fax: 0824-660560

NORTHERN AREAS:

Statistical Officer (I/C),
Field Office,
Pakistan Bureau of Statistics,
Madina Supper Market,
Near Taj Hotel,
Gilgit.
Phone & Fax: 05811-920762

AZAD KASHMIR:

Chief Statistical officer,
Regional Office,
Pakistan Bureau of Statistics,
Street # 13, D-38,
Upper Chattar Housing Scheme
Muzaffarabad.
Phone & Fax: 05822-921113

SYMBOLS, ABBREVIATIONS AND CONVERSION

<p>E Estimated</p> <p>P/* Provisional, Preliminary</p> <p>R/r Revised</p> <p>- Nil</p> <p>.. Negligible</p> <p>... Not available</p> <p>% Percentage</p> <p>Admn Administration</p> <p>ALOOCHA A kind of fruit</p> <p>ARVI A type of root vegetable</p> <p>AV. Average</p> <p>BABUL A kind of fire wood</p> <p>BBLS. Barrels</p> <p>BIRYANI A dish of rice prepared</p> <p>BOT. Bottle</p> <p>CAP. Capsule</p> <p>CFT. Cubic feet</p> <p>CH. Charge</p> <p>CHAPATI A kind of bread</p> <p>CIG. Cigarette</p> <p>Comm. Communication</p> <p>CRT. Carton / Crate</p> <p>CUM./CM. Cubic meter</p> <p>DESI. Indigenous</p> <p>Distt. Distribution</p> <p>DOZ Dozen</p> <p>ENG. English</p> <p>EX. Exercise</p> <p>GLS. Glass</p> <p>GM. Gram</p> <p>H.OP. Hand operated</p> <p>HP. Horse power</p> <p>INJ. Injection</p> <p>KHADDI Hand-loom</p> <p>KIKAR A kind of fire wood</p> <p>KG. Kilogram</p> <p>KM. Kilometer</p> <p>KORMA A variety of meat curry</p> <p>KWH. Kilowatt / hour</p> <p>LB. Pound</p>	<p>LTR. Litre</p> <p>LUNGI A kind of cloth</p> <p>MALTA & MOSAMBI A variety of Orange</p> <p>MED. Medium</p> <p>MG. Milligram</p> <p>MMCFT. Million cubic feet</p> <p>MN. Million</p> <p>M/o. Ministry of</p> <p>MTR. Meter</p> <p>MT. Metric Ton</p> <p>ML. Milliliter</p> <p>NES. Not else where specified</p> <p>NO. Number</p> <p>NR. Not reported</p> <p>N.S. Not specified</p> <p>PKT. Packet</p> <p>PC. Piece</p> <p>QLTY. Quality</p> <p>QTY. Quantity</p> <p>RASGULLA A form of sweetmeat</p> <p>R.P.M. Revolution per minute</p> <p>RS. Rupees</p> <p>SAMOSA A form of patty</p> <p>SHAL. Shalwar</p> <p>SHEESHAM A variety of sup. Qlty. Wood.</p> <p>Sq. Square</p> <p>SQM. Square meter</p> <p>SUP. Superior</p> <p>STND. Standard</p> <p>SQFT. Square feet</p> <p>SYN. Synthetic</p> <p>THNO. Thousand number</p> <p>TAB. Table</p> <p>TANDOORI Oven-Baked</p> <p>TKT. Ticket</p> <p>TL. Tube light</p> <p>TOTA. Broken rice</p> <p>UNI. Uniform</p> <p>Urd. Urdu</p> <p>VEG. Vegetable</p> <p>W. Watt</p>	<p>One Metric Ton 2004 Lbs. 1000 Kgs</p> <p>One Ton 1.0160 M.Tons (2240 Lbs.) 27.22 Maunds 1016.04 Kgs. 1.0610 M. Tons 20 Hundred weight</p> <p>One Pound 0.4536 Kg. 16 Oz. 0.4861 Seer One Ounce 28.35 Gms.</p> <p>One Kilogram 2.2046 Lbs. 0.0197 Hundred weight 0.0268 Maund 1.0717 Seers</p> <p>One Hundred weight (112 Lbs.) 50.8932 Kgs. 1.3610 Maunds</p> <p>One Gram 0.0857 Tola</p> <p>One Tonne 0.9842 Long Ton 1.1023 Short Ton</p> <p>One Bale (Cotton) 170.0971 Kilograms (375 Lbs.) 4.5571 Maunds</p>
LIQUID		
<p>One Imperial (Gallon) 4.5435 Ltrs.</p> <p>One Litre 0.2199 Imperial Gallon</p>		
LENGTH		
<p>One Mile 1.6093 Kms. 1760 Yards</p> <p>One Yard 0.9144 Meter</p> <p>One Foot 0.3048 Meter</p> <p>One Kilometer 0.6214 mile</p> <p>One Meter 1.0936 Yards</p> <p>One Square Mile 2.5899 Square Kilometer 640 Acres 258.9984 Hectares</p> <p>One Acre .4074 Hectare 4840 Square Yards</p> <p>One Square Kilometer 0.3861 Square Mile 100 Hectares</p> <p>One Hectare 2.4711 Acres</p> <p>One Square Yards 0.8361 Square Meter</p> <p>One Cubic Meter 35.3147 Cubic feet</p>		

SELECTED PUBLICATIONS OF PAKISTAN BUREAU OF STATISTICS

01. **Monthly Bulletin of Statistics**
 02. **Review of Foreign Trade**
 03. **Pakistan Statistical Pocket Book**
 04. **Pakistan Statistical Yearbook**
 05. **Foreign Trade Statistics of Pakistan Imports (two volumes)**
 06. **Foreign Trade Statistics of Pakistan Exports (one volume)**
 07. **Labour Force Survey**
 08. **Brochure of National Accounts**
 09. **Pakistan Demographic Survey**
 10. **Census of Manufacturing Industries**
 11. **Survey of Small Household Manufacturing Industries**
 12. **Rent Survey of Dwellings**
 13. **Socio Economic Indicators at District Level
(Punjab, Sindh, Khyber Pakhtoon Khwa & Balochistan)**
 14. **Census of Private Educational Institutions in Pakistan**
 15. **Census of Software Industry and related services of Pakistan**
 16. **Supply & Use Table of Pakistan**
 17. **Mechanized Road Transport Survey**
 18. **Survey of Private Recreational, Cultural & Entertainment Services**
 19. **Survey of Private Laundry, Dry Cleaning & Dyeing Services**
 20. **Survey of Private Medical, Dental & Other Health Services**
 21. **Survey of Private Educational Services**
 22. **Pakistan, 2000 – An Official Hand Book on Statistics**
 23. **50 Years of Pakistan in Statistics (Four Volumes)**
 24. **Pakistan Social & Living Standard Measurement Survey National/Provincial**
 25. **Household Integrated Economic Survey (HIES) National/Provincial**
-

**SALE CENTERS WHERE PAKISTAN BUREAU OF STATISTICS
PUBLICATIONS ARE AVAILABLE**

ISLAMABAD STORE

6 – Mauve Area, G-8/4.
Taleemi Chowk
Phone # 051 - 926 11 25
051 - 226 13 72

RAWALPINDI

NBF Book Shop
178-B, Sarwar Road,
Rawalpindi Cantt.
Phone # 051 – 927 25 30

WAH CANTT

NBF Book Shop
Central Library Premises
Phone # 051- 931 40 04

LAHORE

NBF Book Shop
56/57 Shadman Colony,
Shadman Market,
Phone # 042 – 755 01 61 &
753 03 29
Fax # 042 – 758 77 35

FAISALABAD

NBF Book Shop
Shop No.10,
Hashmi Hall Shopping Centre,
University of Agriculture,
Phone # 041 – 264 81 79

MULTAN

NBF Book Shop
Plot # 4-5-6, M.D.A. Road,
Near Multan Art Council
Phone # 061 – 920 12 81

BAHAWALPUR

NBF Book Shop
Quaid-e-Azam Medical College,
Near Library.
Cell # 0301 – 724 76 13

PESHAWAR

NBF Book Shop
Phase-V, Sector B-2,
Plot No.36-37,
Hayatabad.
Phone # 091 – 589 27 44
921 72 73
Fax # 091 921 72 73

NBF Book Shop

48/D, F-6, Jamrud Road,
University Town,
Phone # 091 – 921 69 03
Fax # 091 – 921 69 04

BANNU

Old Municipal Library Premises,
Near to Qazi Muhib Stadium,
Cell # 0346 – 915 50 18

KOHAT

3rd Block, 1st Floor,
Distt. Govt. Complex

D.I. KHAN

NBF Book Shop
C/o. Executive Distt. Officer,
Literacy, Sports and Education,
Phone # 0961 – 928 01 29

ABBOTABAD

Public Library
1st Floor, Jalal Baba Auditorium,
Phone # 0992 – 931 02 91

National Book Foundation

(Regional Office)
Liaquat Memorial Library Premises,
Ground Floor, Stadium Road,
Phone # 021– 923 18 06 & 923 10 88
Fax # 923 10 89

HYDERABAD

NBF Book Shop
GOR Colony,
C-22, Latifabad No.1,
Phone # 022 – 931 08 92

JAMSHORO

Shop No.14, Liaquat University of
Medical & Health Science

NAWABSHAH

M.H. Khawaja DC High School,
Opp. NMC Hospital Road
Cell # 0301 – 389 58 46

SUKKUR

Public Library
Old Sukkur,
Phone # 071 – 562 51 03

LARKANA

NBF Book Shop
Chandka Medical College
Main Gate
Phone # 0741-941 02 29

JACOBABAD

Red Crescent Building,
Near T.B. Hospital
Phone # 0722 – 65 08 17

QUETTA

NBF Book Shop
3-7/5, Faiz Muhammad Road,
Phone # 081 - 920 15 70
Fax # 081 - 920 18 69