



# MONTHLY BULLETIN OF STATISTICS

January  
2017



Government of Pakistan  
Statistics Division  
Pakistan Bureau of Statistics



PBS-22(01/2017) Vol. 65  
100



# MONTHLY BULLETIN OF STATISTICS

January  
2017

Government of Pakistan  
Statistics Division  
Pakistan Bureau of Statistics

Price Rs. 600.00

# P R E F A C E

The Bulletin of Statistics, Monthly Publication of the Pakistan Bureau of Statistics provide important statistics in respect of social, economic and financial sectors of the economy at aggregate as well as sectoral levels. The Bulletin contains data relating to Population, National Accounts, Agriculture, Manufacturing, Prices, Balance of Payments, Public Finance, Education, Energy & Mining, Foreign Economic Assistance, Foreign Trade, Health, Insurance, Labour, Transport & Communication, Social & Culture ect. It also provides different types of indices on agriculture, manufacturing, prices, trade and labour productivity. Charts and graphs have also been provided to selected tables to make the data readily intelligible.

2. The Bulletin contains data on monthly and in some instances on annual basis. The annual data series are on fiscal year basis i.e. from July to June unless otherwise specified. Monthly data series of trade and industry are published with a time lag of 45 days required for data collection, compilation, cleaning, processing, tabulating and printing. Figures may not add up to the totals owing to rounding. Statistics that are compiled in the Pakistan Bureau of Statistics are presented without citation whereas those compiled by other agencies carry a source note below the tables.

3. Efforts have been made to produce this Bulletin as a comprehensive, informative and useful document for decision makers, researchers, planners, economists and other groups of beneficiaries. It is hoped that the users will find this Bulletin useful.

4. Suggestions for further improvement will be highly appreciated and welcomed.

**ASIF BAJWA**  
Chief Statistician

## **Dr. Shujat Ali**

### **Secretary**

Government of Pakistan  
Ministry of Finance, Economic Affairs, Revenue,  
Statistics & Privatization,  
Statistics Division

Statistics House  
21-Mauve Area,  
G-9/1, Islamabad.

Tel : 051-9106500  
Fax: 051-9106502  
E-mail: [secretary@pbs.gov.pk](mailto:secretary@pbs.gov.pk)

## **Asif Bajwa**

Chief Statistician  
Government of Pakistan  
Pakistan Bureau of Statistics

Statistics House  
21-Mauve Area,  
G-9/1, Islamabad.

Tel : 051-9106514 - 051-9106515  
Fax: 051-9106561  
E-mail: [pbs@pbs.gov.pk](mailto:pbs@pbs.gov.pk)

**PAKISTAN BUREAU OF STATISTICS  
STATISTICS HOUSE, 21-MAUVE AREA  
G-9/1 - ISLAMABAD  
Website: [www.pbs.gov.pk](http://www.pbs.gov.pk)**

		<u>Office</u>	<u>Residence</u>
Dr. Bahrawar Jan	Deputy Director General	051-9106550 Fax:051-9106577	051-9101294
Mr. Ayazuddin	Deputy Director General	051-9106552	051-9242232
Mr. Ismail Khan	Deputy Director General	051-9106555 Fax:051-9106556	051-9101162
Mr. Ghulam Muhammad	Director	051-9106559	0300-9562558
Mr. Fazil Mehmood Baig	Director	051-9106575	0333-5159850
Mr. Shaukat Ali Khan	Director	051-9106557	--
Mr. Attiq-ur-Rehman	Director	051-9106553 Fax:051-9106546	0346-9579700
Mr. Munwar Ali Ghanghro	Director	051-9106554	0333-7145366
Mrs. Rabia Awan	Director	051-9106581	051-4444696
Mrs. Rizwana Siddique	Director	051-9106545	0333-5221042

**TRAINING WING**

Syed Abdul Qader Shah	Director	051-9205390 Fax:051-9205390	--
-----------------------	----------	--------------------------------	----

**PAKISTAN BUREAU OF STATISTICS  
1-B, SINDHI MUSLIM COOPERATIVE HOUSING SOCIETY  
KARACHI – 74400  
E-mail: [khifbs@khi.comsats.net.pk](mailto:khifbs@khi.comsats.net.pk)**

Mr. Abdul Aleem Memon	Provincial Census Commissioner	Ph: 021-99225201 Fax:021-99225202	0300-2742061
Mr. Farooq Ahmed	Joint Census Commissioner	Ph:021-99225203 Fax:021-99225223	--
Mr. Muhammad Ali Shaikh	Director	021-99225205	--
Mr. Shaukat Zaman	Director	021-99225209 Fax:021-99225202	0300-5052450
Mr. Abrar Hussain	Director	021-99225217	--

**PAKISTAN BUREAU OF STATISTICS  
USAID BUILDING GURU MANGAT ROAD  
GULBERG-III, LAHORE  
E-mail: [lhrfbs@lhr.comsats.net.pk](mailto:lhrfbs@lhr.comsats.net.pk)**

Mr. Rana Iqbal	Director	042-99263267 Fax:042-99263267	--
----------------	----------	----------------------------------	----

**(Regional Office) LAHORE**

Mr. Muhammad Shahid	Chief Statistical Officer	042-99263266 Fax:042-99263266	0345-4169987
---------------------	---------------------------	----------------------------------	--------------

**(Regional Office) KARACHI**

Mr. Inayatullah Baloch	Chief Statistical Officer	021-99225214 Fax:021-99225214	--
------------------------	---------------------------	----------------------------------	----

**(Regional Office) PESHAWAR**

Mr. Hasan Khan	Chief Statistical Officer	091-9213097 Fax:091-9213098	0333-9117508
----------------	---------------------------	--------------------------------	--------------

**(Regional Office) QUETTA**

Mr. Ghulam Rasool	Chief Statistical Officer	081-9239804 Fax:081-9239804	--
-------------------	---------------------------	--------------------------------	----

**(Presentation, Reproduction & Printing) KARACHI  
[pbskarachipp@gmail.co](mailto:pbskarachipp@gmail.co)**

Mr. Shakeel Qadeer	Chief System Analyst	021-99225220	021-35836029
Mr. Naushad Ahmed Malik	Statistical Officer	021-99225215	--

# CONTENTS

**	<b>KEY INDICATORS</b>	III
1.	<b>BALANCE OF PAYMENT</b>	
1.1	Country wise Workers Remittances	01
1.2	Month wise Workers Remittances	04
1.3	Exchange Rates Pak. Rupees in Terms of one Unit of Foreign Currency	05
2.	<b>CLIMATE</b>	
2.1	Temperature at Selected Stations	07
2.2	Rainfall at Selected Stations	09
3.	<b>ENERGY &amp; MINING</b>	
3.1	Production of Crude Oil	11
3.2	Production of Natural Gas	14
3.3	Company Wise Production of Crude Oil and Natural Gas	18
3.4	Province Wise Production of Crude Oil and Natural Gas	18
3.5	Production of Crude Oil, Natural Gas and Electricity	19
3.6	Mineral Production	20
4.	<b>HEALTH</b>	
4.1(a)	Monthly Immunization Coverage Number of Doses Administered (0-11 month) Children	23
4.1(b)	Monthly Immunization Coverage Number of Doses Administered (12-23 months) Children	25
4.1(c)	Monthly Immunization Coverage Number of T.T Doses Administered to Women	26
4.2	Monthly Report of HIV Treatment Centre	27
4.3(a)	Registered Veterinary Medical Practitioner with PVMC	28
4.3(b)	Registered Animal Husbandry Graduate with PVMC	29
4.4	Tuberculosis Report (FTI)	30
5.	<b>MANUFACTURING</b>	
5.1	Quantum Index Numbers of Large-scale Manufacturing Industries	31
5.2	Production of Manufacturing Items	33
6.	<b>MONEY &amp; CREDIT</b>	
6.1	Reserve Money	47
7.	<b>PRICE</b>	
7.1	Price Indices (General) with Percentage Change	51
7.2	Combined Sensitive Price Indicator (SPI) by Quantile	52
7.3	Combined Consumer Price Index Numbers by Commodity Groups	53
7.4	Consumer Price Index Numbers by Major Groups and Selected Commodities	54
7.5	Combined Consumer Price Index Numbers by Quantile and Major Commodity Groups	56
7.6	Combined Consumer Price Index Numbers by Quantile, Major Commodity Group for Selected Cities	57
7.7	Combined Consumer Price Index Numbers by Income Group/City and Commodity Group for all Centres Covered in CPI	60
7.8	Index Numbers of Wholesale Prices by Commodity Groups	61
7.9	Index Numbers of Wholesale Prices by Commodities	62
7.10	Intercity Wholesale Prices of Selected Commodities	72
7.11	Intercity Consumer Prices	111

<b>8.</b>	<b>PUBLIC FINANCE</b>	
8.1	Customs Revenue Receipts	167
<b>9.</b>	<b>SOCIAL</b>	
9.1	Data on Traffic Accidents	171
9.2	Data on Telecommunication	174
9.3	Visitors at Archaeological Museums in Pakistan	175
9.4	Visitors at Heritage Sites in Pakistan	176
<b>10.</b>	<b>TRADE</b>	
10.1	Value of Foreign Trade	177
10.2	Exports by Commodity/Group	178
10.3	Imports by Commodity/Group	180
10.4	Exports of Selected Commodities in Dollars	181
10.5	Exports of Selected Commodities in Rupees	183
10.6	Imports of Selected Commodities in Dollars	185
10.7	Imports of Selected Commodities in Rupees	187
10.8	Exports by Economic Categories (Summary)	189
10.9	Exports by Economic Categories (Details)	190
10.10	Imports by Economic Categories (Summary)	191
10.11	Imports by Economic Categories (Details)	192
10.12	Exports by Areas and Countries/Territories	270
10.13	Re-exports by Areas and Countries/Territories	274
10.14	Imports by Areas and Countries/Territories	276
10.15	Re-imports by Areas and Countries/Territories	280
10.16	Annual and Quarterly Terms of Trade and Unit Value Indices of Exports and Imports (1990-91=100)	282
10.17	Index Numbers of Unit Value of Exports by Groups (1990-91=100)	283
10.18	Index numbers of unit value of imports by groups (1990-91=100)	284
10.19	Index Numbers of Quantum of Exports by Groups (1990-91=100)	285
10.20	Index Numbers of Quantum of Imports by Groups (1990-91=100)	286
10.21	Trade in Services (Summary)	287
10.22	Export of Services by Sector (Detail) Monthly	288
10.23	Import of Services by Sector (Detailed) Monthly	290
10.24	Import of Services by Sector (Detailed) Monthly	292
10.25	Import of Services by Sector (Detail) (Cumulative)	294

**Regional and Field Offices of Pakistan Bureau of Statistics**

**Symbols, Abbreviations and Conversions**

**Selected Publications of Pakistan Bureau of Statistics**

**Sale Centres where PBS Publications are available**

---

# KEY INDICATORS

## YEARLY

### ECONOMIC INDICATORS

(2015- 2016)

1	Inflation	2.86%
2	Balance of Trade	(-) \$ 23.899 billion
3	Value of Exports	\$ 20.786 billion
4	Value of Imports	\$ 44.685 billion
5	Total Workers Remittances	\$ 19914.60(P) million
6	Reserve Money	Rs.3973537(P) million
7	Currency in Circulation	Rs.3333684(P) million
8	Consumer Price Index (CPI with Base 2007-2008)	203.82
9	Agricultural Sector Growth	-0.19%
10	Industrial Sector Growth	6.80%
11	Services Sector Growth	5.71%
12	GDP Growth Rate at Constant Basic Prices (Real)	4.71%
13	GNI Growth Rate at Constant Prices	6.66%
14	Per Capita Income	\$ 1561
15	Large Scale Manufacturing Sector (LSMI) Growth	3.21%
16	Quantum Index Number (LSMI with Base 2005-2006)	132.00
17	Imports Duty	Rs.377416.18 million
18	Exports Duty	Rs.580.79 million
19	Foreign Exchange Reserves	\$ 19433 million
20	* Overall Balance of Payment Surplus/Deficit	\$ -2525 million

### SOCIAL INDICATORS

1	** Population (2016)	195.40 million
	Male	100.96 million
	Female	94.44 million
2	Natural Growth Rate (PDS- 2007)	1.88%
3	** Population Growth Rate (2016)	1.89%
4	Dependency Ratio (PDS-2007)	81.5
5	*** Mean Size of Household (2012-13)	6.3

\* BOP as per BPM6 in million USD.

\*\* Economic Survey

\*\*\* PSLM Survey



## IV

### MONTHLY

#### ECONOMIC INDICATORS

##### November, 2016

1	Value of Exports	\$ 1756.848 million
2	Value of Imports	\$ 4205.491 million
3	Balance of Trade	(-)\$ 2448.643 million

##### December, 2016

1	Growth in Quantum Index Manufacturing (LSMI)	7.04%
2	Quantum Index of Manufacturing (LSMI with Base 2005-2006)	149.93
3	Consumer Price Index (CPI with Base 2007-08)	210.57
4	Wholesale Price Index (WPI with Base 2007-08)	213.76
5	Sensitive Price Indicator (SPI with Base 2007-08)	210.74
6	Growth Rate	
	A. CPI	-0.68%
	B. WPI	-0.14%
	C. SPI	-0.78%
7	Exports Duty	Rs.58.08 million
8	Imports Duty	Rs.41423.99 million
9	Reserve Money	Rs.4237683 million
10	Currency in Circulation	Rs.3402279 million
11	Exchange Rate of Pak Rupees in terms of one unit US Dollar	1 \$ =Rs.104.7248
12	Total Workers Remittances (including Hajj & War Compensation)	\$1584.17 million

---

Source: i) Pakistan Bureau of Statistics.  
ii) State Bank of Pakistan.  
iii) Economic Survey of Pakistan.

## 1. BALANCE OF PAYMENT

### 1.1 Country Wise Workers Remittances (Including Hajj and War Compensation)

(Provisional)  
(Million US Dollars)

Item	Dec, 2015	Jan, 2016	Feb, 2016	Mar, 2016
<b>I. Cash</b>	<b>1637.06</b>	<b>1462.87</b>	<b>1516.39</b>	<b>1468.76</b>
1 USA	212.10	179.56	212.19	183.92
2 UK	193.72	172.53	174.66	157.28
3 Saudi Arabia	503.20	462.18	471.94	506.05
4 UAE	341.55	313.32	317.12	320.30
Dubai	219.86	204.03	203.62	245.91
Abu Dhabi	116.20	105.17	109.89	67.89
Sharjah	5.26	3.95	3.49	6.37
Other	0.23	0.17	0.12	0.13
5 Other GCC Countries	213.29	190.38	191.75	153.75
Bahrain	41.07	31.91	31.09	27.06
Kawait	70.27	60.65	61.49	55.31
Qatar	33.68	30.58	32.15	31.12
Oman	68.27	67.24	67.02	40.26
6 EU Countries	37.14	28.64	28.48	26.54
Germany	8.24	6.39	6.14	9.11
France	3.03	2.25	1.68	3.44
Netherland	0.48	0.35	0.37	0.48
Spain	4.36	3.79	3.42	4.56
Italy	3.63	2.76	2.03	4.11
Greece	0.84	0.59	0.78	1.03
Sweden	1.67	1.18	0.82	1.52
Denmark	0.75	0.81	0.53	0.88
Ireland	13.53	9.98	12.36	0.72
Belgium	0.61	0.54	0.35	0.69
7 Norway	3.55	2.62	1.76	3.00
8 Switzerland	2.32	1.60	1.73	2.31
9 Australia	17.63	13.10	14.62	12.16
10 Canada	15.20	11.52	10.35	13.29
11 Japan	1.24	0.81	0.56	1.09
12 Other Countries	96.12	86.61	91.23	89.07
<b>II. Encashment and Profit in Pak. Rs. Of Foreign Exchange Bearer Certificates(FEBCs) and Foreign Currency Bearer Certificate(FCBCs)</b>	<b>0.00</b>	<b>0.00</b>	<b>0.00</b>	<b>0.00</b>
<b>TOTAL ( I + II )</b>	<b>1637.06</b>	<b>1462.87</b>	<b>1516.39</b>	<b>1468.76</b>

Contd.

**1.1 Country Wise Workers Remittances  
(Including Hajj and War Compensation)**

(Provisional)  
(Million US Dollars)

Item	Apr, 2016	May, 2016	Jun, 2016	Jul, 2016
I. Cash	1656.85	1799.39	2072.97	1328.18
1 USA	189.84	202.10	274.01	169.68
2 UK	221.88	240.58	309.27	143.61
3 Saudi Arabia	488.78	547.77	582.84	378.69
4 UAE	345.99	380.74	434.90	293.72
Dubai	217.23	238.72	270.77	196.64
Abu Dhabi	121.27	136.36	158.19	93.24
Sharjah	7.17	5.20	5.25	2.91
Other	0.32	0.46	0.69	0.93
5 Other GCC Countries	199.53	216.71	232.27	169.61
Bahrain	35.28	37.68	38.66	27.00
Kawait	62.85	73.55	78.46	59.00
Qatar	31.39	34.87	36.34	26.00
Oman	70.01	70.61	78.81	57.00
6 EU Countries	39.85	41.64	50.31	35.74
Germany	8.89	9.86	10.03	7.16
France	3.94	3.82	4.79	3.98
Netherland	0.42	0.45	0.62	0.40
Spain	4.67	4.95	5.64	4.00
Italy	3.94	4.15	5.34	5.08
Greece	1.25	1.60	2.02	1.76
Sweden	1.44	1.47	1.76	1.30
Denmark	1.02	0.88	1.22	1.05
Ireland	13.57	13.78	18.05	10.36
Belgium	0.71	0.69	0.84	0.65
7 Norway	3.27	3.26	5.11	3.20
8 Switzerland	2.62	2.52	3.48	1.58
9 Australia	18.30	15.21	20.05	13.62
10 Canada	16.71	16.17	22.95	13.09
11 Japan	2.08	1.32	1.61	1.02
12 Other Countries	128.00	131.37	136.17	104.62
II. Encashment and Profit in Pak. Rs. Of Foreign Exchange Bearer Certificates(FEBCs) and Foreign Currency Bearer Certificate(FCBCs)	0.00	0.00	0.00	0.00
<b>TOTAL ( I + II )</b>	<b>1656.85</b>	<b>1799.39</b>	<b>2072.97</b>	<b>1328.18</b>

Contd.

### 1.1 Country Wise Workers Remittances (Including Hajj and War Compensation)

(Provisional)  
(Million US Dollars)

Item	Aug, 2016	Sep, 2016	Oct, 2016	Nov, 2016	Dec, 2016
I. Cash	1760.84	1609.29	1559.75	1616.43	1584.17
1 USA	223.70	210.82	183.19	193.98	182.17
2 UK	192.64	210.18	173.38	192.80	181.85
3 Saudi Arabia	507.26	437.87	470.17	465.19	475.75
4 UAE	401.18	361.89	358.38	362.71	339.93
Dubai	244.52	220.79	218.85	224.95	216.65
Abu Dhabi	151.34	137.20	134.95	132.78	119.36
Sharjah	4.84	3.52	3.98	4.34	3.48
Other	0.48	0.38	0.60	0.64	0.44
5 Other GCC Countries	222.57	182.16	183.13	193.12	203.63
Bahrain	36.16	30.74	30.76	35.35	37.03
Kawait	75.30	62.19	62.68	64.06	63.41
Qatar	38.75	24.58	29.38	29.98	35.66
Oman	72.36	64.65	60.31	63.73	67.53
6 EU Countries	43.50	43.60	35.35	37.03	35.08
Germany	8.66	8.36	6.85	7.16	6.89
France	4.32	4.48	3.82	3.92	3.92
Netherland	0.42	0.50	0.40	0.48	0.40
Spain	3.95	3.97	3.29	2.79	2.76
Italy	5.85	5.36	4.39	4.32	4.11
Greece	1.88	2.15	1.86	1.71	1.74
Sweden	1.64	1.68	1.21	1.40	1.31
Denmark	1.12	1.28	0.83	0.79	0.90
Ireland	14.94	15.01	11.99	13.73	12.31
Belgium	0.72	0.81	0.71	0.73	0.74
7 Norway	3.82	3.87	3.41	3.60	3.06
8 Switzerland	2.20	2.40	1.69	2.18	2.09
9 Australia	18.82	17.88	14.66	16.71	15.41
10 Canada	16.72	15.88	11.97	15.19	14.96
11 Japan	1.64	1.13	1.22	1.33	0.92
12 Other Countries	126.79	121.61	123.20	132.59	129.32
II. Encashment and Profit in Pak. Rs. of Foreign Exchange Bearer Certificates(FEBCs) and Foreign Currency Bearer Certificate(FCBCs)	0.00	0.00	0.00	0.00	0.00
<b>TOTAL (I + II)</b>	<b>1760.84</b>	<b>1609.29</b>	<b>1559.75</b>	<b>1616.43</b>	<b>1584.17</b>

Note: Item has been revised / extended by the State Bank of Pakistan.

Source: State Bank of Pakistan.

## 1.2 Month Wise Workers Remittances

(Million US \$)

Monthly Cash Inflow (Including Foreign Exchange Bearer Certificates & Foreign Currency Bearer Certificates)	2015-2016	2014-2015	YOY growth (percent)	
			2015-16	2014-15
Jul.	1,663.61	1,675.77	-0.73	19.30
Aug.	1,527.06	1,350.86	13.04	8.93
Sep.	1,775.87	1,748.49	1.57	36.15
Oct.	1,540.39	1,409.22	9.31	4.54
Nov.	1,566.04	1,343.76	16.54	18.87
Dec.	1,614.14	1,634.06	-1.22	17.99
Jan.	1,465.57	1,403.74	4.40	12.66
Feb.	1,521.54	1,420.54	7.11	17.42
Mar.	1,711.17	1,608.51	6.38	20.23
Apr.	1,656.85	1,640.05	1.02	25.02
May.	1,799.39	1,663.30	8.18	15.47
Jun.	2,072.97	1,821.68	13.79	21.50
Jul.- Jun.	19,914.60	18,719.98	6.38	18.20
Monthly average for period Jul.-jun.	1,659.55	1,560.00	6.38	18.20

Monthly Cash Inflow (Including Foreign Exchange Bearer Certificates & Foreign Currency Bearer Certificates)	2016-17	2015-2016	YOY growth (percent)	
			2016-17	2015-16
July.	1328.18	1663.61	-20.16	-0.73
Aug.	1760.84	1527.19	15.30	13.05
Sep.	1609.29	1775.15	-9.34	1.52
Oct.	1,559.75	1,541.21	1.20	9.37
Nov.	1,616.43	1,565.19	3.27	16.48
Dec.	1,584.17	1,616.13	-1.98	-1.10
Jul.- Dec.	9,458.66	9,688.48	-2.37	5.74
Monthly average for period Jul.-Dec.	1,576.44	1,614.75	-2.37	5.74

Source: State Bank of Pakistan.

### 1.3 Exchange Rates Pak. Rupees in Terms of One Unit of Foreign Currency

S. No.	Country/ Organization	Currency	Dec, 2015	Jan, 2016	Feb, 2016	Mar, 2016	Apr., 2016	May, 2016	Jun., 2016
1	Australia	Dollar	75.8220	73.4652	74.5797	78.2572	80.1764	76.6560	77.2926
2	Bahrain	Dinar	276.5499	277.2200	276.5486	276.6732	276.6996	276.7560	276.4685
3	Canada	Dollar	76.5397	73.7174	75.7852	78.9739	81.5343	80.9881	81.0486
4	China	Yuan	16.246	15.9622	16.0267	16.0913	16.1701	16.0557	15.8771
5	Denmark	Krone	15.2608	15.2781	15.5833	15.5942	15.9509	15.9291	15.7998
6	E.M.U.	Euro	113.7523	113.8435	116.0891	116.1732	118.5779	118.3207	117.2918
7	Hong Kong	Dollar	13.5075	13.4845	13.4661	13.4901	13.5021	13.4905	13.4841
8	I.M.F.	SDR	145.1964	145.0064	145.8672	146.1468	147.5860	147.8939	147.3947
9	India	Rupee	1.5740	1.5590	1.5342	1.5628	1.5759	1.56682	1.5555
10	Japan	Yen	0.8590	0.8864	0.9123	0.9263	0.9551	0.9620	0.9935
11	Kuwait	Dinar	344.8850	345.1943	348.9191	347.7851	347.2488	347.3796	347.2079
12	Malaysia	Ringgit	24.4736	24.1509	25.0213	25.6692	26.8346	25.9248	25.6336
13	Newzeland	Dollar	70.4574	68.4872	69.2882	70.3751	72.098	71.2155	73.5263
14	Norway	Krone	12.0534	11.8923	12.1640	12.3316	12.7276	12.7412	12.5822
15	Oman	Riyal	272.0167	272.4458	271.8413	271.9600	272.0107	272.0399	271.8103
16	Qatar	Riyal	28.7732	28.8220	28.7551	28.7622	28.7686	28.7777	28.7568
17	Singapore	Dollar	74.2939	73.1414	74.4388	76.1003	77.4884	76.4306	77.1660
18	Sweden	Krona	12.3048	12.2831	12.3630	12.5181	12.8832	12.7529	12.5989
19	Switzerland	Franc	105.1064	104.2001	105.4546	106.4052	108.5619	107.0507	107.7685
20	Saudi Arabia	Riyal	27.9036	27.9502	27.9234	27.9103	27.9178	27.916	27.8937
21	Thailand	Bhath	--	--	--	--	--	--	--
22	Turkey	Lira	--	--	--	--	--	--	--
23	U.A.E.	Dirham	28.5017	28.5509	28.5100	28.4955	28.5023	28.5023	28.4797
24	U.K.	Sterling (Pound)	156.9256	151.0231	149.6616	148.7347	149.5827	152.0216	148.2362
25	U.S.A.	Dollar	104.6578	104.8388	104.6232	104.6470	104.6738	104.6787	104.5864

Contd.

### 1.3 Exchange Rates Pak. Rupees in Terms of One Unit of Foreign Currency

S. No.	Country/ Organization	Currency	Jul., 2016	Aug., 2016	Sep, 2016	Oct., 2016	Nov., 2016	Dec., 2016
1	Australia	Dollar	78.9496	79.7805	79.5078	79.7425	78.9017	76.8798
2	Bahrain	Dinar	276.7677	276.6123	276.4616	276.5944	276.8458	276.9316
3	Canada	Dollar	80.2436	80.5021	79.9258	79.0004	77.8456	78.3961
4	China	Yuan	15.6970	15.7478	15.6826	15.5626	15.3249	15.1495
5	Denmark	Krone	15.5827	15.7718	15.7541	15.5162	15.2315	14.8663
6	E.M.U.	Euro	115.7117	117.1628	117.0793	115.2397	113.1116	110.3385
7	Hong Kong	Dollar	13.5206	13.5042	13.4948	13.5019	13.5148	13.5138
8	I.M.F.	SDR	145.8591	146.5556	146.3971	144.6019	143.3042	141.225
9	India	Rupee	N.A	1.5648	1.5678	1.5685	1.5525	N.A.
10	Japan	Yen	0.9991	1.0326	1.0259	1.0081	0.9699	0.9029
11	Kuwait	Dinar	346.8986	347.2254	347.0303	346.1479	344.9733	343.0494
12	Malaysia	Ringgit	26.0779	25.9973	25.4624	25.0708	24.1891	23.4912
13	Newzeland	Dollar	74.5121	75.6417	76.4786	74.9841	74.8740	73.6750
14	Norway	Krone	12.3707	12.6107	12.7596	12.8408	12.4766	12.2478
15	Oman	Riyal	272.2500	271.9319	271.7148	271.8857	272.1147	272.1712
16	Qatar	Riyal	28.7945	28.7645	28.7395	28.7573	28.7831	28.7865
17	Singapore	Dollar	77.4954	77.6355	76.9350	75.5808	74.248	72.9163
18	Sweden	Krona	12.2276	12.3616	12.2583	11.9002	11.4982	11.3762
19	Switzerland	Franc	106.4343	107.7394	107.7394	105.9968	105.2422	102.6806
20	Saudi Arabia	Riyal	27.9392	27.9069	27.8806	27.8992	27.9250	27.9305
21	Thailand	Bhath	--	--	--	--	--	--
22	Turkey	Lira	--	--	--	--	--	--
23	U.A.E.	Dirham	28.5292	28.4942	28.4735	28.4906	28.5164	28.5255
24	U.K.	Sterling (Pound)	138.0239	137.0524	137.3004	129.1794	130.0218	130.582
25	U.S.A.	Dollar	104.7388	104.6221	104.5396	104.5984	104.6935	104.7248

Note: Euro, a common currency of the 11 member countries of European Economic and Monetary Union (EMU) was introduced with effect from 1st January, 1999.

Source: State Bank of Pakistan.

## 2. CLIMATE

### 2.1 Temperature at Selected Stations

(In centigrade)

Stations	Murree		Rawalpindi/Islamabad		Jhelum		Lahore		Sargodha	
Height in meters above sea level	2167		507		232		213		187	
	Max.	Min.	Max.	Min.	Max.	Min.	Max.	Min.	Max.	Min.

Month:

Jul, 2015	22.0	16.4	33.0	24.2	35.6	26.3	34.2	25.4	63.0	27.7
Aug, 2015	23.2	15.9	33.6	23.9	35.5	26.6	34.6	26.6	35.8	27.0
Sep, 2015	22.6	13.1	33.4	19.8	35.5	22.8	34.5	25.1	36.2	25.4
Oct, 2015	19.7	10.1	32.9	18.3	31.9	18.0	32.0	20.2	32.3	20.6
Nov, 2015	15.3	6.4	23.6	8.7	25.8	11.5	26.6	13.5	26.1	12.9
Dec, 2015	12.5	1.2	19.8	3.8	21.9	6.1	21.4	7.0	22.3	8.1
Jul, 2016	23.6	15.9	35.3	24.2	35.9	25.1	35.8	25.9	36.1	26.7
Aug, 2016	22.9	15.1	34.1	23.1	35.5	25.6	35.1	25.6	35.2	26.0
Sep, 2016	22.3	13.8	34.4	22.2	35.8	24.8	35.1	25.5	36.7	26.3
Oct, 2016	21.3	11.6	32.4	15.0	34.0	18.4	33.8	20.5	34.3	20.8
Nov, 2016	17.8	8.0	25.9	7.7	28.0	10.6	27.7	13.0	27.6	13.2
Dec, 2016	17.2	5.5	23.6	3.9	23.6	6.3	23.1	9.3	24.2	9.5

Stations	Faisalabad		Multan		Bahawalpur		Hyderabad		Nawabshah	
Height in meters above sea level	183		122		116		40		37	
	Max.	Min.	Max.	Min.	Max.	Min.	Max.	Min.	Max.	Min.

Month:

Jul, 2015	36.0	27.2	36.7	27.7	36.6	27.0	37.1	27.4	40.6	27.8
Aug, 2015	35.7	27.1	36.2	27.6	36.7	26.8	35.0	26.3	39.2	26.4
Sep, 2015	35.6	24.6	36.5	25.6	36.0	24.3	36.3	24.9	39.1	24.5
Oct, 2015	32.7	19.8	34.0	20.9	34.0	20.0	36.0	23.0	38.5	21.5
Nov, 2015	26.4	12.1	27.7	13.6	28.6	13.5	30.3	17.9	31.3	14.7
Dec, 2015	22.1	6.7	22.6	7.9	23.6	7.6	25.8	10.7	26.2	7.2
Jul, 2016	N.R	N.R	39.2	29.8	39.7	29.2	36.0	27.0	41.1	27.7
Aug, 2016	N.R	N.R	37.2	28.2	37.8	27.8	35.7	25.5	39.1	26.1
Sep, 2016	36.8	25.5	37.1	27.2	38.0	25.7	36.5	24.0	40.1	24.8
Oct, 2016	34.6	20.3	35.4	21.8	36.3	20.7	36.6	21.9	38.4	21.5
Nov, 2016	27.8	12.4	28.5	13.8	30.4	12.8	32.5	17.0	33.3	13.4
Dec, 2016	23.9	8.6	24.6	10.2	25.4	10.0	29.0	14.5	28.8	11.8

Contd.



## 2.1 Temperature at Selected Stations

(In centigrade)

Stations	Jacobabad		Karachi A.P.		Peshawar		D.I.Khan		Saidu Sharif		Gilgit	
Height in meters above sea level	55		21		359		173		961		1459	
	Max.	Min.	Max.	Min.	Max.	Min.	Max.	Min.	Max.	Min.	Max.	Min.

Month:

Jul, 2015	38.4	26.5	34.0	28.4	35.0	26.1	38.1	25.2	32.6	23.0	35.4	19.8
Aug, 2015	36.7	27.0	32.3	26.9	34.5	24.2	36.1	24.1	33.1	22.2	34.3	18.1
Sep, 2015	37.7	24.4	34.6	26.3	27.9	22.0	36.8	22.4	32.6	17.2	29.0	12.7
Oct, 2015	32.5	20.4	35.8	24.9	31.1	17.8	33.2	17.1	27.6	13.2	25.3	7.7
Nov, 2015	28.4	13.6	33.0	18.6	23.8	11.2	27.4	10.0	18.8	7.3	16.3	2.7
Dec, 2015	23.8	7.5	28.5	12.6	19.6	6.3	22.7	4.6	15.9	3.0	12.1	-2.5
Jul, 2016	40.7	29.6	33.6	28.1	37.1	27.2	N.R	N.R	N.R	N.R	35.1	18.9
Aug, 2016	38.4	29.1	33.0	27.1	36.6	25.5	N.R	N.R	N.R	N.R	N.R	N.R
Sep, 2016	37.0	26.9	32.9	26.6	35.6	24.7	N.R	N.R	N.R	N.R	N.R	N.R
Oct, 2016	36.5	21.0	34.0	24.0	32.5	19.3	N.R	N.R	N.R	N.R	N.R	N.R
Nov, 2016	27.2	15.1	33.3	17.1	25.7	12.1	N.R	N.R	N.R	N.R	N.R	N.R
Dec, 2016	26.9	11.6	31.0	15.5	22.4	7.8	N.R	N.R	N.R	N.R	N.R	N.R

Stations	Quetta (Samungli)		Zhub (Fortsandeman)		Khuzdar		Punjur		Dalbadin	
Height in meters above sea level	1600		1405		1231		980		848	
	Max.	Min.	Max.	Min.	Max.	Min.	Max.	Min.	Max.	Min.

Month:

Jul, 2015	36.1	22.1	35.6	20.6	35.6	26.0	40.0	26.0	43.8	27.0
Aug, 2015	36.1	19.0	36.0	23.2	36.7	23.6	36.7	23.6	42.5	24.0
Sep, 2015	30.6	12.8	32.9	18.7	34.6	21.2	33.8	18.5	37.5	17.8
Oct, 2015	27.8	9.4	29.1	12.2	30.1	18.1	32.4	15.4	35.5	10.5
Nov, 2015	18.6	3.9	21.0	6.8	25.5	10.7	25.0	9.1	26.0	2.9
Dec, 2015	14.5	-1.5	17.5	0.4	22.7	10.3	20.0	3.7	20.0	-2.0
Jul, 2016	37.6	22.8	37.2	22.0	37.5	25.5	N.R	N.R	45.0	21.0
Aug, 2016	34.7	19.4	34.9	20.8	34.6	23.9	37.3	22.2	41.1	22.8
Sep, 2016	N.R	N.R	N.R	N.R	N.R	N.R	N.R	N.R	N.R	N.R
Oct, 2016	N.R	N.R	N.R	N.R	N.R	N.R	N.R	N.R	N.R	N.R
Nov, 2016	N.R	N.R	N.R	N.R	N.R	N.R	N.R	N.R	N.R	N.R
Dec, 2016	N.R	N.R	N.R	N.R	N.R	N.R	N.R	N.R	N.R	N.R

Source: Pakistan Meteorological Department, Karachi.

## 2.2 Rainfall at Selected Stations

(In millimeters)

Stations	Murree	Rawalpindi/ Islamabad	Jhelum	Lahore	Sargodha	Faisal- abad	Multan	Bahawal- pur	Hyder- abad	Nawab- shah	Jaco- abad
Height in meters above sea level	2167	507	232	213	187	183	122	116	40	37	55

## Year/month

2011	1442.2	1079.0	748.0	903.0	710.0	544.0	180.0	164.0	404.1	309.0	293.3
2012	1515.0	1076.0	717.0	527.0	368.0	366.0	239.0	183.0	121.0	182.0	486.0
2013	1451.5	1732.0	924.0	1109.0	362.0	378.0	157.0	148.0	74.0	86.0	345.0
2014	1228.6	1139.0	939.3	800.6	401.3	401.8	247.3	67.9	25.4	67.0	21.3
2015	2416.8	1477.0	848.0	856.0	588.0	512.0	395.0	498.0	114.0	120.0	148.0
Jul. 2015	532.4	380.1	178.5	328.0	64.2	96.4	138.9	133.7	114.3	83.1	52.0
Aug. 2015	223.7	87.4	19.6	92.7	112.1	132.3	87.4	86.4	4.0	0.0	0.0
Sep. 2015	249.8	133.4	137.5	126.8	70.8	57.8	10.2	66.3	0.0	0.0	0.0
Oct. 2015	243.3	46.7	72.1	3.8	40.0	14.4	11.7	2.0	T.R	0.0	0.0
Nov. 2015	107.3	18.5	10.6	0.4	3.3	0.0	0.1	0.0	0.0	0.0	T.R
Dec. 2015	42.2	25.8	31.0	6.0	T.R	2.0	T.R	0.0	0.0	0.0	0.0
Jul. 2016	301.3	344.8	280.1	151.7	312.8	N.R	52.4	34.0	0.0	4.0	7.0
Aug. 2016	195.7	265.0	197.0	315.1	87.0	94.3	69.0	3.7	131.8	63.0	3.4
Sep. 2016	114.2	3.0	53.7	127.7	20.0	9.6	2.6	0.0	Nil	Nil	18.6
Oct. 2016	28.0	9.0	5.3	0.6	0.0	24.0	Tr.	0.0	0.0	0.0	0.0
Nov. 2016	0.0	0.0	1.0	0.0	1.0	0.0	0.0	0.0	0.0	0.0	0.0
Dec. 2016	1.0	0.0	T.R	0.0	0.0	0.0	0.0	0.0	0.0	0.0	0.0

Contd.

## 2.2 Rainfall at Selected Stations

(In millimeters)

Stations	Karachi Airport	Peshawar	D.I. Khan	Saidu Sharif	Gilgit	Quetta (Samungli)	Zhob (Fort sandeman)	Khuzdar	Punjgoor	Dalbadin
Height in meters above sea level	21	359	173	961	1459	1600	1405	1231	980	848

Year/month

2011	290.6	568.0	281.0	853.7	158.7	246.5	40.5	286.6	138.0	64.9
2012	152.0	480.0	450.0	803.0	110.5	410.0	47.0	167.0	33.0	16.0
2013	169.0	551.0	327.0	954.3	153.5	53.0	66.0	479.0	101.0	23.0
2014	30.7	326.3	249.7	660.0	107.0	97.0	173.7	201.9	61.8	17.3
2015	53.0	1387.0	477.0	1062.2	144.0	153.0	364.0	147.0	61.0	47.0
Jul. 2015	46.6	187.0	26.0	120.3	9.3	T.R	117.0	45.6	0.0	T.R
Aug. 2015	1.4	162.3	200.0	81.2	16.3	0.0	40.0	15.2	0.0	0.0
Sep. 2015	T.R	25.0	0.0	38.5	28.1	0.0	54.0	0.0	0.0	0.0
Oct. 2015	0.0	55.0	78.0	83.0	6.8	3.0	5.0	13.4	0.0	7.0
Nov. 2015	0.0	55.0	1.0	78.9	12.8	20.2	9.0	0.0	0.0	TR
Dec. 2015	0.0	8.0	2.5	38.1	1.9	4.0	5.0	0.0	0.0	0.0
Jul. 2016	1.9	32.1	N.R	N.R	24.8	3.0	15.0	37.5	N.R	T.R
Aug. 2016	96.9	45.0	N.R	N.R	10.4	T.R	40.0	14.9	Nil	Nil
Sep. 2016	T.R	3.0	T.R	N.R	N.R	N.R	N.R	N.R	N.R	N.R
Oct. 2016	0.0	1.0	N.R	N.R	N.R	N.R	N.R	N.R	N.R	N.R
Nov. 2016	0.0	0.0	N.R	N.R	N.R	N.R	N.R	N.R	N.R	N.R
Dec. 2016	0.0	T.R	N.R	N.R	N.R	N.R	N.R	N.R	N.R	N.R

N.R = Not received

TR = Trace (Rainfall less than 0.1 mm)

Source: Pakistan Meteorological Department, Karachi.

## 3. ENERGY & MINING

### 3.1 Production of Crude Oil

Unit: Barrels

Company	Field	Jul,16	Aug,16	Sep ,16	Oct,16	Nov,16	Dec,16	Cummulative Total from July 2016	
<b>PUNJAB</b>									
OGDCL	BHALSYEDAN	143	227	155	220	212	234	1191	
	CHAK NAURANG	10990	10975	9855	10490	10482	10326	63118	
	DAKHNI	21760	10220	16215	23735	23220	24430	119580	
	DHODAK	896	985	918	1111	1100	1126	6136	
	FIMKASSAR	5270	5270	5240	5425	5250	5425	31880	
	KAL	13698	14105	13876	14435	13708	13707	83529	
	MISSAKISWAL	3410	3408	3079	3085	2850	2755	18587	
	RAJIAN	80795	83733	85212	85080	80818	84546	500184	
	SOGHRI	4165	1900	2465	3445	3230	3380	18585	
	SADKAL	1161	1299	1293	1457	1533	1686	8429	
	TOOT	8807	8374	7988	8345	8366	8559	50439	
	Sub Total		151095	140496	146296	156828	150769	156174	901658
	OPL	DHURNAL	9388	4902	6775	9400	9221	7296	46982
BHANGALI		180	148	143	178	139	144	932	
RATANA		7350	5649	4800	5283	8436	11005	42523	
Sub Total		16918	10699	11718	14861	17796	18445	90437	
POL	BALKASSAR	14936	14805	14242	14864	13796	13964	86607	
	BELA	794	922	0	606	47	0	2369	
	DHULIAN	4028	4092	4047	4343	4274	4407	25191	
	KHAUR	148	148	136	131	141	148	852	
	JOYAMIR	529	722	700	723	726	738	4138	
	MINWAL	1844	3871	3162	2478	2437	9419	23211	
	MEYAL	9318	9098	8980	8990	8886	2300	47572	
	PARIWALI	11140	11200	11258	11415	10247	11691	66951	
	PINDORI	6381	6408	6094	8630	6377	6123	40013	
	TURKWAL	806	799	823	813	703	823	4767	
Sub Total		49924	52065	49442	52993	47634	49613	301671	
MPCL	GHAURI	16509	15989	14960	15014	13980	14168	90620	
	HALINI	28666	26765	25263	25577	24146	24401	154818	
	HALINI DEEP	43114	32274	25097	25328	30483	39003	195299	
Sub Total		88289	75028	65320	65919	68609	77572	440737	
PPL	ADHI	228523	212164	201102	205134	200065	264930	1311918	
	Sub Total		228523	212164	201102	205134	200065	264930	1311918
Dewan	RODHO SALSABIL	1944	2448	2436	2514	2439	2438	14219	
	Sub Total		1944	2448	2436	2514	2439	2438	14219
	<b>TOTAL</b>	<b>536693</b>	<b>492900</b>	<b>476314</b>	<b>498249</b>	<b>487312</b>	<b>569172</b>	<b>3060640</b>	
<b>SINDH</b>									
BHP	ZAMZAMA	19260	18151	16619	16498	15682	15575	101785	
	Sub Total		19260	18151	16619	16498	15682	15575	101785
UEPL	AASSU	20667	19275	16239	16362	14692	14864	102099	
	ALI	88	63	63	75	76	217	582	
	BIJORO	161	145	253	480	275	1836	3150	
	BHATTI/NAKURJI	0	0	0	0	0	72	72	
	BAKSH DEEP	174	0	0	0	0	0	174	
	BHANOKI	151	3346	884	1269	810	182	6642	
	BUKHARI DEEP	903	71	298	0	0	0	1272	
	CHAMAN	0	0	2188	3699	2225	1606	9718	
	DABHI ( South)	1905	1737	1927	2289	1937	273	10068	
	DABHI (North)	1551	1581	1565	1794	1480	1816	9787	
	DANG	0	0	0	0	0	1320	1320	
	GHARO	2192	0	459	1904	1799	2455	8809	
	GHUNGHRO	1902	1595	384	0	534	1788	6203	
	GOLRACHI	0	0	0	0	0	75	75	
	HALIPOTA	4642	4266	2121	2361	2532	5398	21320	
	JABO	1951	6901	4385	4136	3882	3825	25080	
	JAGIR	1078	1296	997	991	98	0	4460	
	JARAR DEEP	0	0	0	33	17	0	50	
	JAN	2316	2112	1845	2471	1847	2443	13034	
	KATO	29	101	140	129	168	304	871	
	KAMAL NORTH	8633	7948	9816	7769	4652	9391	48209	
	KHASKELI	4751	4731	4158	4545	4324	4740	27249	
	KHASKELI DOWN THROWN		550	270	548	525	522	543	2958

Contd.

## 3.1 Production of Crude Oil

Unit: Barrels

Company	Field	Jul,16	Aug,16	Sep ,16	Oct,16	Nov,16	Dec,16	Cummulative Total from July 2016
	KHOREWAH	1344	1288	1352	1150	1332	1567	8033
	KHOREWAH DEEP	0	0	147	0	0	0	147
	KORAI	624	2226	2646	2530	2020	2396	12442
	KUMBH	0	0	233	156	86	395	870
	LAGHARI	382	328	546	57	0	0	1313
	LIMU NORTH	666	297	176	440	376	194	2149
	LODANO	2856	3632	2753	2686	2033	1832	15792
	LODANO DEEP	3731	3569	3816	3606	3322	3348	21392
	MAKDUMPUR	5503	410	0	1238	822	1187	9160
	MAZARI	6015	5514	2907	3041	5270	5550	28297
	MEYUN ISMAIL DEEP	212	235	187	239	293	249	1415
	MEYUN ISMAIL	723	874	758	962	1069	583	4969
	MAKRANI	0	0	0	8049	4987	0	13036
	MISSRI	921	0	246	1069	1491	1071	4798
	MOHANO	1146	1161	1080	1110	1037	1139	6673
	MUBAN	0	0	0	0	0	6882	6882
	MAHI	0	0	0	0	95	0	95
	MURID	9065	8237	7623	6075	4807	4769	40576
	NAIMAT BASAL 2X	1325	2055	1830	1646	1502	1049	9407
	NAIMAT BASAL	183	0	0	0	0	0	183
	NAIMAT WEST	24608	27827	29989	33055	30119	27486	173084
	NORTH AKARI	0	0	161	0	0	0	161
	PANIRO	0	0	0	0	0	2436	2436
	PIARO DEEP	92	94	134	484	394	304	1502
	PIARO DEEP BASAL	287	140	363	110	0	0	900
	RAJANI	253	597	619	817	824	695	3805
	RAHIM 1 X	9321	10618	10788	8951	9787	9175	58640
	RAHIM 2X	3228	0	0	0	680	7308	11216
	RAWAT	0	0	904	8353	8656	6463	24376
	SAHU	5	30	24	5	0	0	64
	SALEH	30	210	20	1	0	0	261
	SAMAN	51	0	0	28	0	0	79
	SAKHI DEEP	0	0	21	0	0	0	21
	SONRO	12397	11419	10861	11244	9574	7952	63447
	SOUTH BUZDAR DEEP	10089	3645	2069	1886	2082	2014	21785
	SOUTH MAZARI	8167	7896	8531	9224	9367	9238	52423
	SOUTH MAZARI DEEP	15282	14429	10598	10573	8635	10328	69845
	SOHRAB	0	0	0	3335	0	0	3335
	SOHRAB DEEP	3902	3931	4243	0	4597	4686	21359
	SHEIKHANO	2234	1905	1901	1955	2080	3666	13741
	SUTIARI DEEP	6386	7601	8038	9037	8267	7799	47128
	SUMAR DEEP	12307	1964	0	307	499	3391	18468
	SALAMAT	0	0	0	0	20	0	20
	THEBO	2870	3033	1813	1064	1790	942	11512
	TANDO GHULAM ALI	262	9	24	0	0	0	295
	THARO	712	499	423	270	226	246	2376
	TAJEDI	2142	1880	1079	1452	1325	1537	9415
	TANGRI	1075	1394	990	1297	880	962	6598
	TANGRI DEEP	236	287	271	320	334	282	1730
	TURK	1413	1330	959	1711	976	749	7138
	TURK DEEP	698	759	441	817	1194	1278	5187
	UMER	132	262	565	306	296	46	1607
	ZAUR	5546	7820	7709	6586	6495	8196	42352
	Sub Total	212065	194843	178108	198074	181509	202538	1167137
OGDCL	BOBI	12595	8515	10890	12365	12100	12870	69335
	BALUCH	4731	7415	4418	3699	4154	3802	28219
	CHAK 2	13789	24201	24728	28809	29635	30896	152058
	CHAK 7A	1085	945	1290	1395	1350	1395	7460
	CHAK 63	15295	22076	25204	26445	26193	27918	143131
	CHAK 63 SOUTH EAST	10015	13031	15608	15418	15147	15465	84684
	CHAK 66 NE	110	0	0	2348	2260	2147	6865
	HAKEEM DAHO	5869	8783	8484	8525	9673	9186	50521
	NIM	835	860	778	770	820	880	4943
	NUR BAGHLA	1024	846	830	1106	1028	1075	5909
	NOORAI JAGR	2795	2355	1795	960	1625	595	10125
	JAKHRO	721	1223	1327	1647	1227	1520	7665

Contd.

## 3.1 Production of Crude Oil

Unit: Barrels

Company	Field	Jul,16	Aug,16	Sep ,16	Oct,16	Nov,16	Dec,16	Cummulative Total from July 2016
	JARWAR	4690	4530	4000	3735	4050	2275	23280
	KUNNAR	115687	124224	129375	137163	130955	138967	776371
	KUNNAR PASAKHI DEEP	27498	27765	27305	26995	26150	33885	169598
	LASHARI CENTRE	17285	17360	16715	16805	15275	15635	99075
	LALA JAMALI	0	1054	987	1022	1213	1215	5491
	MISSAN	3505	3505	3390	3505	3420	3505	20830
	PALI	17760	15555	16465	15140	13060	13284	91264
	PALI DEEP	0	0	380	3608	2081	2393	8462
	PASAKI	105710	105705	102000	106325	100990	95600	616330
	PASAKI N	11495	11590	11020	11080	11115	11600	67900
	PASAKI NORTH EAST	9150	9015	8860	9075	8775	7150	52025
	QADIR PUR	14180	12055	8980	12088	14130	14775	76208
	SONO	18905	14715	15620	17890	18370	19065	104565
	TANDO ALAM	18440	18425	15300	15385	14875	15525	97950
	THORA	8780	9300	9015	9200	8990	9235	54520
	Sub Total	441949	465048	464765	492503	478661	491858	2834784
PPL	ADAM	1162	1729	1051	1668	2077	1755	9442
	ADAM WEST	635	797	494	764	814	924	4428
	KANDH KOT	152	86	344	416	430	373	1801
	SHARF	0	3265	8136	14375	16579	18627	60982
	SHAHDAD	2033	2006	1983	2660	2313	2407	13402
	MAZARANI	318	296	281	250	250	331	1726
	Sub Total	4300	8179	12289	20133	22463	24417	91781
MPCL	MARI	1302	1383	1596	1566	337	496	6680
	SUJJAL	2928	3656	3791	3803	3958	4315	22451
	SUJAWAL	1685	1875	1851	1783	1737	1724	10655
	Sub Total	5915	6914	7238	7152	6032	6535	39786
Eni(Pak)	BHIT	7068	5562	8400	8868	7940	7696	45533
	BADHRA	1516	1435	1194	1439	1399	1342	8324
	KADANWARI	519	499	326	333	604	480	2761
	Sub Total	9102	7496	9920	10640	9943	9518	56618
OMV	LATIF	1827	1838	2126	1533	1546	2173	11043
	MIANO	1323	1342	896	888	1851	1707	8007
	Sub Total	3149	3180	3022	2421	3397	3880	19049
OMV Maurice	MEHAR	13508	12620	31953	31034	31823	32456	153394
	Sub Total	13508	12620	31953	31034	31823	32456	153394
	TOTAL	709248	716431	723914	778455	749510	786777	4464334
KHYBER .P.K								
OGDCL	CHANDA	41570	51370	46580	41910	36485	33975	251890
	NASPHA	563280	473288	616851	705190	724668	794983	3878260
	MELA	57400	64150	63300	60630	53365	49595	348440
	Sub Total	662250	588808	726731	807730	814518	878553	4478590
MOL	MANZALAI	14187	81155	12747	15038	14553	15181	152861
	MAMIKHEL	14716	12498	12053	19881	20633	19673	99454
	MARAMZAI	142718	73384	125457	132400	128049	132701	734709
	MAKORI	972	998	588	561	1185	2685	6989
	MAEDANKHEL	0	0	0	0	5262	119223	124485
	MAKORI EAST	442456	478810	293356	450341	459239	478768	2602969
	Sub Total	615049	646845	444201	618221	628921	768231	3721468
	TOTAL	1277299	1235653	1170932	1425951	1443439	1646784	8200058
BALUCHISTAN								
OGDCL	UCH	1147	837	640	541	726	951	4842
	Sub Total	1147	837	640	541	726	951	4842
MPCL	ZARGHUN SOUTH	132	196	146	149	186	201	1010
	Sub Total	132	196	146	149	186	201	1010
PPL	SUI	459	1399	1407	1805	2208	2984	10262
	Sub Total	459	1399	1407	1805	2208	2984	10262
	TOTAL	1738	2432	2193	2495	3120	4136	16114
	GRAND TOTAL	2524978	2447416	2373352	2705150	2683381	3006869	15741146

## 3.2 Production of Natural Gas

Unit:(MCFT)

Company	Field	Jul,16	Aug,16	Sep ,16	Oct,16	Nov,16	Dec,16	Cummulative Total from July 2016	
<b>PUNJAB</b>									
OGDCL	DAKHNI	818.13	369.66	672.42	862.75	753.79	767.60	4244.35	
	BAHU	101.18	92.75	58.80	47.44	40.53	44.90	385.60	
	FIMKASSAR	3.77	3.72	3.60	3.72	3.60	3.72	22.13	
	DHODAK	102.30	102.30	99.00	102.30	99.00	102.30	607.20	
	KAL	2.03	2.10	1.97	2.00	1.78	1.79	11.67	
	MISSAKISWAL	4.87	5.01	4.80	4.92	4.64	4.64	28.88	
	NANDPUR/PANJPIR	349.40	306.78	293.48	304.82	296.17	317.93	1868.58	
	RAJIN	31.71	33.65	34.63	35.29	33.80	36.11	205.19	
	SOGHRI	301.63	125.81	210.28	287.40	271.88	284.91	1481.91	
	TOOT	33.60	34.32	33.59	34.71	18.99	31.67	186.88	
	SADKAL	41.63	47.93	47.75	47.45	46.07	49.50	280.33	
	SUB TOTAL	1790.25	1124.03	1460.32	1732.80	1570.25	1645.07	9322.72	
	OPL	DHURNAL	28.63	17.72	24.75	31.74	36.11	25.25	164.20
		BHANGALI	1.60	1.25	1.32	1.68	1.22	0.94	8.01
RATANA		161.53	115.54	95.00	97.92	181.42	238.10	889.51	
SUB TOTAL	191.76	134.51	121.07	131.34	218.75	264.29	1061.72		
POL	BALKASSAR	2.99	2.68	2.56	2.67	2.52	2.56	15.98	
	BELA	0.00	17.66	0.00	33.86	1.07	0.00	52.59	
	DHULIAN	69.89	67.86	64.07	66.74	64.60	66.74	399.90	
	MEYAL	71.25	68.29	65.00	68.24	62.90	63.12	398.80	
	PARIWALI	136.68	147.56	141.19	137.67	133.97	138.61	835.68	
	PINDORI	19.35	19.41	18.70	27.81	20.76	19.14	125.17	
	TURKWAL	1.53	1.51	1.49	1.55	1.50	1.55	9.13	
	SUB TOTAL	301.69	324.97	293.01	338.54	287.32	291.72	1837.25	
PPL	ADHI	1709.00	1704.00	1650.00	1716.00	1751.00	2010.00	10540.00	
	SUB TOTAL	1709.00	1704.00	1650.00	1716.00	1751.00	2010.00	10540.00	
MPCL	HALINI	22.76	21.50	20.63	22.14	20.91	21.99	129.93	
	HALINI DEEP	46.91	35.91	27.07	26.66	37.19	55.39	229.13	
	SUB TOTAL	69.67	57.41	47.70	48.80	58.10	77.38	359.06	
DEWAN	RODHO(SALSABIL)	287.12	348.19	338.14	350.13	335.70	340.77	2000.05	
	SUB TOTAL	287.12	348.19	338.14	350.13	335.70	340.77	2000.05	
	TOTAL	4349.49	3693.11	3910.24	4317.61	4221.12	4629.23	25120.80	
<b>SINDH</b>									
BHP	ZAMZAMA	4100.13	3876.03	3524.74	3716.61	3425.49	3310.67	21953.67	
	SUB TOTAL	4100.13	3876.03	3524.74	3716.61	3425.49	3310.67	21953.67	
UEPL	ALI	75.51	70.64	77.51	90.30	67.22	64.30	445.48	
	AASSU	4.86	4.85	4.36	4.57	4.29	4.37	27.30	
	BUKHARI DEEP	29.34	26.61	22.14	22.42	15.77	11.56	127.84	
	BHATTI/NAKURJI	0.00	0.00	0.00	0.00	6.85	21.99	28.84	
	BAKSH DEEP	28.74	0.00	0.00	0.00	0.00	0.00	28.74	
	BIJORO	0.42	0.26	0.27	0.36	0.46	0.53	2.30	
	BHANOKI	46.16	535.40	244.16	281.68	258.18	198.15	1563.73	
	BILAL	0.00	0.00	0.00	0.00	0.00	1.91	1.91	
	CHAMAN	0.00	0.00	201.93	428.13	185.03	117.29	932.38	
	DABHI SOUTH	8.24	8.59	9.26	7.42	7.23	5.17	45.91	
	DABHI NORTH	0.76	1.51	1.55	1.65	0.66	0.07	6.20	
	DUPHRI	2.38	0.00	0.00	0.00	0.00	0.00	2.38	
	DANG	0.00	0.00	0.00	0.00	0.00	1.01	1.01	
	FATEH SHAH NORTH	13.27	33.29	17.26	12.64	8.97	1.64	87.07	
	GHUNGRO	1.23	1.22	0.28	0.00	0.19	0.73	3.65	
	GHARO	0.54	0.00	0.29	0.59	0.56	0.64	2.62	
GOLARCHI	0.00	0.00	0.00	0.00	1.30	31.06	32.36		

Contd.

## 3.2 Production of Natural Gas

Unit:(MCFT)

Company	Field	Jul,16	Aug,16	Sep ,16	Oct,16	Nov,16	Dec,16	Cummulative Total from July 2016
	HALIPOTA	8.61	10.81	9.38	6.52	7.16	6.60	49.08
	JABO	6.40	5.59	5.25	5.08	4.89	4.97	32.18
	JARAR DEEP	8.72	9.40	8.67	7.34	7.83	7.32	49.28
	JOGWANI	0.42	3.62	3.35	0.00	0.00	0.00	7.39
	JAGIR	0.91	0.79	0.93	1.02	0.67	0.00	4.32
	JAN	0.26	0.28	0.19	0.28	0.26	0.30	1.57
	KATO	6.05	4.46	4.80	6.26	5.36	6.38	33.31
	KAMAL NORTH -1	27.96	29.31	34.47	26.73	24.43	39.05	181.95
	KAUSAR	44.99	41.39	39.93	43.36	37.79	42.57	250.03
	KHASKHELI	6.67	7.02	6.14	5.96	6.05	6.47	38.31
	KHASKHELI DOWN THROWN	0.82	0.61	0.72	0.74	0.76	0.83	4.48
	KHOREWAH	87.78	92.73	83.62	79.45	88.64	80.25	512.47
	KHOREWAH DEEP	4.03	4.26	4.37	4.24	4.44	4.37	25.71
	KORAI	51.57	110.56	106.89	109.49	105.74	99.40	583.65
	KUMBH	49.06	42.35	38.35	37.60	34.57	38.17	240.10
	LAGHARI	0.38	0.36	0.20	0.18	0.03	0.00	1.15
	LODANO	48.51	131.51	82.21	71.03	61.21	51.24	445.71
	LODANO DEEP	12.14	16.23	14.80	12.94	12.75	11.78	80.64
	LIMU NORTH	330.04	234.46	145.09	128.95	143.96	156.54	1139.04
	LIMU EAST	1.04	0.27	0.09	0.00	0.00	0.00	1.40
	MAKHDUM PUR	27.92	27.61	26.84	32.76	32.10	31.42	178.65
	MAKHDUM PUR DEEP	2.50	2.71	2.68	3.32	2.58	2.71	16.50
	MAKRANI	0.00	0.00	0.00	98.27	80.43	0.00	178.70
	MAZARI	2.49	4.76	3.45	2.56	2.65	1.26	17.17
	MAHI	0.58	6.12	6.64	5.12	2.67	3.25	24.38
	MEYUN ISMAIL DEEP	26.46	21.06	36.50	37.15	36.91	30.85	188.93
	MISSRI	1.82	0.00	0.82	1.65	2.59	1.74	8.62
	MOHANO	0.99	1.05	0.95	0.91	0.91	0.97	5.78
	MOR	0.00	0.00	36.75	21.47	15.26	15.03	88.51
	MUBAN	0.00	0.00	0.00	0.00	0.12	2.72	2.84
	MURID	3.56	4.12	2.12	2.28	1.83	1.82	15.73
	NAIMAT BASAL	67.20	72.76	72.78	74.24	71.39	76.69	435.06
	NAIMAT BASAL 2X	16.08	12.49	12.30	12.03	9.99	14.69	77.58
	NAIMAT WEST	4049.92	4307.88	4114.68	4201.01	3854.70	3653.26	24181.45
	NANDO	3.24	3.47	3.22	2.84	2.58	2.43	17.78
	NURPUR DEEP	22.50	20.12	7.14	16.03	9.61	6.28	81.68
	NORTH AKRI	0.00	0.00	0.07	0.00	0.00	0.08	0.15
	PANIRO	0.00	0.00	0.00	0.00	0.12	1.46	1.58
	PIARO DEEP	7.83	6.11	6.87	14.67	11.02	9.27	55.77
	PIARO DEEP BASAL	65.64	59.35	54.17	31.38	0.00	0.00	210.54
	PIR	0.00	0.00	0.00	0.00	0.00	0.00	0.00
	QASIM DEEP	80.64	77.66	63.70	48.04	42.97	44.58	357.59
	RAHIM NORTH	0.00	0.00	0.00	0.00	0.00	0.00	0.00
	RAHIM 1X	41.68	46.89	42.27	33.77	26.93	33.77	225.31
	RAHIM 2X	6.30	0.00	0.00	0.00	2.91	27.52	36.73
	RAJANI	5354.90	5552.59	5333.74	5513.93	6289.70	5379.63	33424.49
	RAWAT	0.00	0.00	1.20	6.16	8.45	7.61	23.42
	RAGNI DEEP	16.65	17.49	7.66	9.91	12.23	10.71	74.65
	SALEH	0.09	1.62	0.18	0.00	0.00	0.00	1.89
	SAKHI	0.00	0.00	0.00	0.00	0.00	0.63	0.63
	SAKHI DEEP	33.90	31.69	28.82	31.38	24.44	25.90	176.13
	SAKHI SOUTH DEEP	0.27	0.00	0.00	0.00	0.00	0.00	0.27
	SAMAN	0.33	0.00	0.00	0.00	0.01	0.00	0.34

Contd.



## 3.2 Production of Natural Gas

Unit:(MCFT)

Company	Field	Jul,16	Aug,16	Sep ,16	Oct,16	Nov,16	Dec,16	Cummulative Total from July 2016
	SALAMAT	979.05	1012.39	940.48	981.79	893.85	885.49	5693.05
	SAHU	2.03	1.78	1.07	0.92	0.65	0.00	6.45
	SAJAN	0.00	0.00	0.00	0.00	0.00	0.00	0.00
	SIRAJ SOUTH	0.00	0.00	0.00	1.11	1.77	1.93	4.81
	SONRO	19.99	25.53	19.63	19.83	19.39	19.40	123.77
	SOUTH MAZARI	2.39	4.23	4.34	6.21	2.36	1.15	20.68
	SOUTH MAZARI DEEP	27.04	24.51	21.10	19.05	16.98	19.50	128.18
	SOHRAB DEEP	1208.40	1159.67	1164.17	1377.60	1250.57	1252.36	7412.77
	SUMAR DEEP	135.15	44.10	9.75	87.92	110.61	133.23	520.76
	SOUTH BUZDAR	0.00	0.00	0.00	82.64	0.00	0.00	82.64
	SOUTH BUZDAR DEEP	104.88	110.70	93.55	0.00	82.09	75.04	466.26
	SHEIKHANO	2.73	1.95	1.86	1.89	2.21	1.96	12.60
	SHEIKHANO DEEP	0.00	0.00	0.00	0.00	0.00	0.00	0.00
	SUTIARI DEEP	1451.37	1356.83	1274.90	1329.80	1344.36	1493.55	8250.81
	SUHRAT	32.06	31.01	28.86	30.52	28.77	31.40	182.62
	TANDO GHULAM ALI	37.46	33.83	26.85	33.00	23.49	25.05	179.68
	TANGRI	2.67	2.71	2.74	2.67	2.21	2.95	15.95
	TANGRI DEEP	12.97	6.36	8.98	17.81	7.24	10.68	64.04
	TAJEDI	0.20	0.18	0.12	0.19	0.18	0.18	1.05
	THEBO	25.48	21.69	23.64	35.06	33.17	26.95	165.99
	THARO	203.31	161.82	160.45	153.39	140.63	131.70	951.30
	TURK	57.15	53.75	48.01	48.24	40.30	45.61	293.06
	TURK DEEP	139.87	126.95	81.16	51.71	62.78	98.56	561.03
	UMER	54.39	45.23	142.96	120.74	71.04	70.58	504.94
	USMAN	58.84	9.39	0.00	0.00	10.19	49.88	128.30
	WASAYO	0.00	0.00	0.00	0.00	0.00	0.00	0.00
	ZAUR	6.81	6.27	7.73	10.34	7.73	7.53	46.41
	ZAUR WEST	0.82	0.59	0.64	0.86	0.34	0.00	3.25
	ZAUR DEEP	3.17	2.30	2.66	0.79	2.28	3.65	14.85
	SUB TOTAL	15309.53	15949.70	15099.66	16011.89	15803.54	14791.27	92965.59
OGDCL	BOBI	170.55	133.96	156.46	170.01	164.51	170.60	966.09
	BALUCH	54.90	91.80	69.23	46.89	41.44	43.75	348.01
	CHAK 2	342.57	612.15	597.23	596.99	515.76	582.57	3247.27
	CHAK 7A	19.69	20.18	19.63	20.87	20.96	21.05	122.38
	CHAK 63	105.87	158.86	196.14	223.91	256.08	217.81	1158.67
	CHAK 63 SOUTH EAST	88.15	100.72	95.24	130.00	141.46	103.63	659.20
	CHAK 66NE	2.00	0.00	0.00	47.16	55.15	49.48	153.79
	HAKHEEM DAHO	102.07	121.65	115.05	78.84	104.24	96.63	618.48
	DACHRAPUR	229.94	208.16	166.73	156.44	158.93	162.90	1083.10
	LALA JAMALI	40.25	60.70	113.26	110.99	76.65	116.06	517.91
	JAKHRO	18.99	30.75	46.79	42.14	39.83	30.66	209.16
	NUR BAGHLA	79.95	67.40	66.70	94.20	89.60	88.60	486.45
	NOORAI JAGIR	135.38	122.15	95.48	69.12	43.71	32.07	497.91
	NIM	23.98	21.21	18.02	14.16	12.93	13.60	103.90
	KUNNAR	378.34	361.33	373.89	400.77	389.03	401.70	2305.06
	KUNNAR PASAKHI DEEP	3437.52	3531.84	3503.50	3462.20	3601.27	3802.97	21339.30
	SARI HUNDI	29.07	20.77	44.01	60.91	23.10	1.58	179.44
	PAKHRO	0.00	0.00	0.00	0.00	0.00	0.00	0.00
	QADIRPUR	10966.18	10924.07	10725.06	11036.32	10396.40	10634.37	64682.40
	PASAKHI	20.62	20.62	19.95	20.62	19.95	20.62	122.38
	MARU-RETI	385.16	371.38	351.67	170.97	336.52	361.69	1977.39
	SUB TOTAL	16631.18	16979.70	16774.04	16953.51	16487.52	16952.34	100778.29
PPL	CHACHAR	94.00	99.00	94.00	97.00	88.00	96.00	568.00

Contd.

## 3.2 Production of Natural Gas

Unit:(MCFT)

Company	Field	Jul,16	Aug,16	Sep ,16	Oct,16	Nov,16	Dec,16	Cummulative Total from July 2016
	ADAM	94.00	78.00	89.00	92.00	112.00	93.00	558.00
	ADAM WEST	440.00	519.00	342.00	532.00	467.00	505.00	2805.00
	KANDHKOT	5800.00	5976.00	5894.00	5885.00	5800.00	6391.00	35746.00
	KINZA	0.00	0.00	0.00	0.00	0.00	0.00	0.00
	SHAHDAD	186.00	165.00	204.00	225.00	213.00	220.00	1213.00
	SHARF	0.00	489.00	1056.00	1414.00	1460.00	1501.00	5920.00
	MAZRANI	125.00	123.00	114.00	103.00	116.00	118.00	699.00
	SUB TOTAL	6739.00	7449.00	7793.00	8348.00	8256.00	8924.00	47509.00
MPCL	KOONJ-1A	29.91	31.71	30.03	29.60	30.98	32.44	184.67
	SUJJAL	450.45	487.96	477.02	493.60	482.93	521.07	2913.03
	SUJAWAL	321.95	295.46	275.32	265.88	245.01	240.13	1643.75
	MARI	20078.41	20053.21	19216.43	18388.45	18488.35	18974.79	115199.64
	SUB TOTAL	20880.72	20868.34	19998.80	19177.53	19247.27	19768.43	119941.09
ENI(PAK)	BHIT	4271.32	4280.33	4480.59	4458.96	4187.50	4073.02	25751.72
	BADHRA	3149.78	3047.18	2881.52	2921.20	2772.40	2831.26	17603.34
	KADANWARI	1506.41	1444.27	1417.64	1385.10	1253.58	1020.85	8027.85
	SUB TOTAL	8927.51	8771.78	8779.75	8765.26	8213.48	7925.13	51382.91
OMV	MIANO	2525.54	2496.00	2521.00	2353.00	2437.00	2471.00	14803.54
	LATIF	2162.24	2048.00	1942.00	1891.00	1806.00	1823.00	11672.24
	SAWAN	2255.60	2240.00	2108.00	2131.00	2015.00	2052.00	12801.60
	TAJJAL	106.68	103.00	98.00	99.00	92.00	97.00	595.68
	SUB TOTAL	7050.06	6887.00	6669.00	6474.00	6350.00	6443.00	39873.06
OMV MAURICE	SAQIB	0.00	2.00	0.00	0.00	0.00	0.00	2.00
	MEHAR	237.59	219.36	460.28	495.18	491.87	525.32	2429.60
	SUB TOTAL	237.59	219.36	460.28	495.18	491.87	525.32	2429.60
PEL	BADAR	481.01	492.81	494.95	527.82	533.47	548.10	3078.16
	BLOCK-22	303.12	322.64	307.32	300.68	311.25	282.37	1827.38
	SUB TOTAL	784.13	815.45	802.27	828.50	844.72	830.47	4905.54
POGC	REHMAN	268.16	265.30	255.43	260.82	230.50	252.38	1532.59
	RIZQ	0.00	0.00	0.00	0.00	225.99	375.87	601.86
	SUB TOTAL	268.16	265.30	255.43	260.82	456.49	628.25	2134.45
	TOTAL	80928.01	82081.66	80156.97	81031.30	79576.38	80098.88	483873.20
KHYBER .P.K								
OGDCL	CHANDA	87.04	84.64	81.94	73.64	79.78	76.35	483.39
	NASHPA	2466.52	1989.43	2518.45	2830.63	2842.31	3123.86	15771.20
	MELA	263.38	281.50	285.45	276.11	245.45	244.12	1596.01
	SUB TOTAL	2816.94	2355.57	2885.84	3180.38	3167.54	3444.33	17850.60
	MAKORI	27.65	19.01	11.24	13.30	17.07	33.42	121.69
MOL	MAKORI EAST	2537.08	2762.99	1682.15	2616.04	2639.10	2743.62	14980.98
	MARDANKHEL	0.00	0.00	0.00	0.00	69.90	1328.24	1398.14
	MAMIKHEL	836.19	818.49	747.72	843.95	848.93	834.51	4929.79
	MANZALAI	1296.86	1251.80	1162.78	1159.94	1124.78	1140.65	7136.81
	MARAMZAI	3981.03	3893.76	3435.90	3919.68	3759.86	3877.45	22867.68
	SUB TOTAL	8678.81	8746.05	7039.79	8552.91	8459.64	9957.89	51435.09
	TOTAL	11495.75	11101.62	9925.63	11733.29	11627.18	13402.22	69285.69
BALOCHISTAN								
OGDCL	LOTI	885.57	813.18	841.70	867.95	778.60	835.86	5022.86
	PIRKOH	332.80	288.80	287.25	297.60	299.05	312.10	1817.60
	UCH	12192.60	12977.70	12714.40	9523.90	11973.00	13422.70	72804.30
	SUB TOTAL	13410.97	14079.68	13843.35	10689.45	13050.65	14570.66	79644.76
MPCL	ZARGHUM SOUTH	299.54	293.44	267.14	270.13	264.85	278.97	1674.07
	SUB TOTAL	299.54	293.44	267.14	270.13	264.85	278.97	1674.07
PPL	SUI	13963.00	13926.00	13146.00	13830.00	13412.00	14065.00	82342.00
	SUB TOTAL	13963.00	13926.00	13146.00	13830.00	13412.00	14065.00	82342.00
	TOTAL	27673.51	28299.12	27256.49	24789.58	26727.50	28914.63	163660.83
	GRAND TOTAL	124446.76	125175.51	121249.33	121871.78	122152.18	127044.96	741940.52

### 3.3 Company wise Production of Crude Oil and Natural Gas December, 2016

Name of Company	Crude Oil (US Barrel)	Number of Oil Fields	% Share in Total Production	Natural Gas (MCFt)	Number of Gas Fields	% Share in Total Production
OGDCL	1527536	42	50.80	36612.4	37	28.82
PPL	292331	8	9.72	24999	9	19.68
MPCL	84308	7	2.80	20124.78	7	15.84
BHP	15575	1	0.52	3310.67	1	2.61
UEPL	202538	58	6.74	14791.27	80	11.64
Eni(Pak)	9518	3	0.32	7925.13	3	6.24
OMV	3880	2	0.13	6443.00	4	5.07
OMV Maurice	32456	1	1.08	525.32	1	0.41
OPL	18445	3	0.61	264.29	3	0.21
POL	49613	9	1.65	291.72	6	0.23
Dewan	2438	1	0.08	340.77	1	0.27
MOL	768231	6	25.55	9957.89	6	7.84
PEL	-	-	-	830.47	2	0.65
POGC	-	-	-	628.25	2	0.49
<b>Total</b>	<b>3006869</b>	<b>141</b>	<b>100</b>	<b>127044.96</b>	<b>162</b>	<b>100</b>

### 3.4 Province wise Production of Crude Oil and Natural Gas December, 2016

Province	Crude Oil (US Barrel)	Number of Oil Fields	% Share in Total Production	Natural Gas (MCFt)	Number of Gas Fields	% Share in Total Production
Punjab	569172	28	18.9	4629.2	24	3.6
Sindh	786777	101	26.2	80098.9	124	63.0
KPK	1646784	9	54.8	13402.2	9	10.5
Balochistan	4136	3	0.1	28914.6	5	22.8
<b>Total</b>	<b>3006869</b>	<b>141</b>	<b>100.0</b>	<b>127044.96</b>	<b>162</b>	<b>100.0</b>

Source: Directorate General of Petroleum concession  
M/o. Petroleum & Natural Resources Islamabad.

## 3.5 Production of Crude Oil, Natural Gas and Electricity

Year / Month	Crude Oil (000 Barrels)	Natural Gas (MCFT)	Total ( Elec. Gen. Mn.Kwh)	Hydel	Thermal	Renewable	Nuclear
2011-12	24573	1558960	97281	28812	63199	----	5270
2012-13	27841	1505839	98535	30243	63739	----	4553
2013-14	31585	1493686	105248	31698	68648	----	4902
2014-15	34490	1465758	108482	32286	69886	506	5804
2015-16	31652	1481551	111843	33912	71779	1549	4602
2015 Dec	2789	126568	7358*	1755	5315	28	260
2016 Jan	2706	125672	7564*	837	6367	28	332
Feb	2532	113447	7134*	2166	4461	34	473
Mar	2677	119259	7487*	1815	5147	18	507
Apr	2555	119547	8842*	2350	5962	23	507
May	2575	124306	11201*	3550	7145	34	506
Jun	2500	122494	11872*	3721	7641	23	511
Jul	2525	124446.76	12328*	3942	7719	143	524
Aug	2447	125175.5	11771*	4240	6863	153	515
Sep	2373	121249.33	11290*	4235	6434	132	489
Oct	2705	121871.78	9037*	2726	5676	115	520
Nov	2683	122152.18	7532*	2819	4198	109	406
Dec	3007	127044.96	7455*	1636	5454	105	260

\* = Provisional

Source i) Directorate General of Petroleum concession  
M/O Petroleum & Natural Resources Islamabad  
ii) Electricity Generating Establishments

## 3.6 Mineral Production

(Thousand Tonnes)

Year / Month	Arg Clay	Coal	Gypsum	Lime Stone	Marble	Rock Salt	Silica Sand	
2011-12	4562	3179	1260	35016	1751	2136	270	
2012-13	4513	2813	1250	38932	2360	2160	356	
2013-14	4935	3311	1322	36463	2591	2220	268	
2014-15	5097	3407	1417	39819	2462	2136	269	
2015-16	5327	3749	1872	48287	4748	3553	396	
2015	Dec	444	288	178	4418	394	263	36
2016	Jan	360	436	147	3864	500	303	32
	Feb	401	312	159	3974	582	328	36
	Mar	605	368	172	4705	474	307	30
	Apr	535	369	131	4582	460	245	28
	May	462	419	140	4205	499	323	44
	Jun	347	335	153	3386	346	292	31
	Jul	380	191	160	3289	207	309	32
	Aug	552	277	194	3994	511	305	32
	Sep	487	276	203	2977	287	289	35
	Oct	499	379	192	4104	491	257	34
	Nov*	456	259	173	4048	398	264	31
	Dec*	580	363	174	4449	394	313	30

\* = Provisional

Contd.

## 3.6 Mineral Production

(Tonnes)

Year / Month	Barytes	Bauxite	Bentonite	Calcite	Chalk	China Clay	Copper Ore	Copper Blister	Chromite	Dolomite	Emerald (Unit: Gram)	Feldspar	Fire Clay	
2011-12	48510	30223	16520	170	2749	21555	-	17931	179203	198392	236	53235	408187	
2012-13	118471	25288	26077	550	810	22917	-	12285	136443	335819	695	38218	454645	
2013-14	132433	31156	40650	436	1005	16191	500	6538	83447	592918	906	81858	458037	
2014-15	204735	24689	22703	1694	515	18956	149	282161	100516	223117	2530	38568	405565	
2015-16	157858	57024	41506	1610	231	21683	0	2389	69333	716611	3105	316289	550977	
2015	Dec	24942	7596	2531	112	81	1539	0	0	9440	29184	339	34637	37471
2016	Jan	28053	6062	2575	140	0	1886	0	0	3706	68075	320	34697	41447
	Feb	17263	4743	2299	154	0	1682	0	0	2761	90732	295	31891	34871
	Mar	16596	4741	2445	112	50	1545	0	0	4178	70301	217	26511	48568
	Apr	6567	8476	2409	168	0	1298	0	0	3764	84872	230	25393	61808
	May	10818	7664	3134	154	0	2397	0	0	4828	97741	196	41000	52362
	Jun	8454	7359	2282	224	0	2575	0	0	4400	26779	223	32570	53802
	Jul	9166	9284	1946	84	0	3290	0	0	4061	34872	0	10250	39176
	Aug	3419	5928	1765	168	0	2471	0	0	12416	32075	134	9892	33316
	Sep	2178	3893	2340	84	0	2479	0	0	6983	60215	118	19079	32432
	Oct	3437	10691	3030	224	0	2140	0	0	14259	13010	168	21597	45194
	Nov*	16138	10325	3703	98	0	2824	0	0	10454	74933	322	17791	42296
	Dec*	24942	11027	3456	112	0	2971	0	0	9440	37828	339	34637	60862

\* = Provisional

Contd.

## 3.6 Mineral Production

(Tonnes)

Year	Month	Flourite	Fullers Earth	Iron ore	Laterite	Magnesite	Magnese	Ocher	Ord Sand/Bajri Sand	Ordinary Stone	Quartz crystal, (Quartz +Quartzite)	Soap Stone	Sulphur
2011-12		6859	6906	384893	293625	5444	345	42107	-	6540	41355	55515	25560
2012-13		13344	4259	408604	328067	6705	290	37769	2141	4890	67107	93214	20610
2013-14		7500	6397	192749	380166	3770	3945	32634	3500	2895	92267	72234	35672
2014-15		5917	8005	328915	392347	4611	4790	33909	2490	2155	38037	100724	19730
2015-16		9494	13740	432156	715668	35228	70	68352	16068	630	90408	125330	14869
2015	Dec	830	656	37849	89473	3010	0	2709	3305	0	9405	13712	1532
2016	Jan	1375	948	34660	84768	2672	0	2360	0	0	9029	12856	1555
	Feb	1226	1433	40617	69148	1366	70	6827	0	0	8454	14020	1459
	Mar	524	1811	36575	45229	2690	0	5854	0	0	8347	8349	1165
	Apr	497	1345	41091	41184	2229	0	5626	0	0	9401	11634	1072
	May	240	1394	40838	60733	1468	0	10313	4779	0	9665	11037	1754
	Jun	178	1531	38460	67576	1844	0	8157	4779	0	5614	5044	2371
	Jul	388	1918	25971	81230	796	66	11005	3781	0	5543	7710	2311
	Aug	231	2337	35207	22878	2404	93	9085	0	0	10016	11805	1113
	Sep	82	2804	39340	56524	1187	0	4255	9400	0	5623	3454	393
	Oct	22	3382	51336	29406	2421	0	12066	9400	0	9729	5651	2341
	Nov*	1032	3386	46507	72807	1580	0	7493	8750	0	2849	11361	2252
	Dec*	830	581	40308	68300	1924	0	7383	4650	0	9405	13712	2457

\* = Provisional

Source: Provincial Directorates of Mines &amp; Minerals Punjab, Sindh, KPK, Balochistan &amp; FATA.

## 4. HEALTH

### 4.1(a) Monthly Immunization Coverage Number of doses administered ( 0-11 months )children during 2016

Month(s)	BCG	OPV-0	OPV-1	OPV-2	OPV-3	IPV
Jan	502176	421923	482507	444166	435668	318011
Feb	501766	413988	493864	461716	444755	325668
Mar	477669	395338	514010	483116	468293	135388
Apr	434759	345506	487500	469752	458076	383000
May	477845	383307	463197	454765	448184	384468
Jun	485199	406100	459171	437573	440649	323577
Jul	517983	417244	452952	420047	417139	139067
Aug	584477	480317	514808	454009	439116	397844
Sep	544218	461179	519165	447044	418414	379667
Oct	587619	475739	544732	482084	457840	417560
Nov	556397	454144	531298	491901	466946	430445
Dec	564412	464210	526640	492541	483698	445301
<b>Total</b>	<b>6234520</b>	<b>5118995</b>	<b>5989844</b>	<b>5538714</b>	<b>5378778</b>	<b>4079996</b>

Contd.



**4.1(a) Monthly Immunization Coverage**  
**Number of doses administered ( 0-11 months )children during 2016**

Month(s)	Pentava- lent-1	Pentava- lent-2	Pentava- lent-3	Pneumo-1	Pneumo-2	Pneumo-3	Measles-1
Jan	482382	446002	435745	479952	444436	433313	427483
Feb	495984	461544	444500	496368	460891	444380	427130
Mar	510722	483235	467957	512934	483067	468566	461428
Apr	486576	468801	457099	480384	469024	458212	478804
May	463155	454014	448476	458927	452398	447285	470102
Jun	453709	432442	434784	449504	430426	445263	455854
Jul	452709	419762	417886	452529	419182	415925	439865
Aug	514502	453716	438945	511882	452229	438879	497877
Sep	513822	447162	418468	485792	445384	416729	463259
Oct	523256	482947	457930	521559	468343	457068	515946
Nov	521238	491590	466449	518855	490420	466699	409604
Dec	517332	491820	483647	515735	490061	482140	468712
<b>Total</b>	<b>5935387</b>	<b>5533035</b>	<b>5371886</b>	<b>5884421</b>	<b>5505861</b>	<b>5374459</b>	<b>5516064</b>

---

Source : National Institute of Health, Islamabad.

**4.1(b) Monthly Immunization Coverage  
Number of doses administered (12-23 Months ) children during 2016**

Month	BCG	OPV-1	OPV-2	OPV-3	Pentava- lent-1	Pentava- lent-2	Pentava- lent-3	Pneumo-1	Pneumo-2	Pneumo- 3	Measles-2
Jan	291	21	24	35	21	24	35	3	0	0	350935
Feb	874	734	569	678	734	569	731	6	4	3	370272
Mar	96	1617	1133	1100	1596	1118	1088	2	2	2	402196
Apr	77	971	859	988	971	859	988	2	6	6	405756
May	32	927	748	747	927	748	747	0	2	6	379801
Jun	157	553	522	463	554	522	463	0	2	3	380459
Jul	182	984	522	376	981	522	376	42	4	0	355639
Aug	558	1146	813	712	1146	813	712	0	0	0	411009
Sep	1	3440	2996	2804	1189	800	663	0	0	0	416482
Oct	3	875	590	468	875	590	468	0	0	0	439052
Nov	15	475	202	195	475	202	195	0	0	0	351216
Dec	3	735	578	565	665	515	565	0	0	0	421264
<b>Total</b>	<b>2289</b>	<b>12478</b>	<b>9556</b>	<b>9131</b>	<b>10134</b>	<b>7282</b>	<b>7031</b>	<b>55</b>	<b>20</b>	<b>20</b>	<b>4684081</b>

BCG = Bacillus of Chalmette and Guerin  
OPV = Oral Polio Vaccine

Source : National Institute of Health, Islamabad.

**4.1( c ) Monthly Immunization Coverage  
Number of TT doses administered to women during 2016**

MONTH	Pregnant Women					Childbearing age women				
	TT1	TT2	TT3	TT4	TT5	TT1	TT2	TT3	TT4	TT5
Jan	359337	308399	30488	8007	4193	17768	12649	8592	2335	1118
Feb	369976	309473	29053	7521	5152	30247	21205	13193	4435	1702
Mar	395273	332035	31001	8270	4688	20380	14121	9446	2959	1385
Apr	403705	331730	32830	8548	5244	21852	14759	10140	2754	1409
May	392876	337203	31296	9544	5226	13024	10499	4658	1792	1031
Jun	371455	327327	36481	8451	4411	9038	7233	3428	1477	875
Jul	362664	315602	32652	7639	4379	54270	39893	12650	3889	1898
Aug	413343	337881	35849	8032	5414	74865	49468	14778	4340	2218
Sep	367339	334247	32516	7042	3952	54815	46513	11966	3581	2029
Oct	388150	334881	35049	8783	4943	19417	13192	10825	2933	1483
Nov	375407	337290	36366	7909	4745	16924	13210	9447	2659	1410
Dec	371319	329943	34959	8617	4729	17897	11633	9681	3038	1515
<b>Total</b>	<b>4570844</b>	<b>3936011</b>	<b>398540</b>	<b>98363</b>	<b>57076</b>	<b>350497</b>	<b>254375</b>	<b>118804</b>	<b>36192</b>	<b>18073</b>

TT = Tetanus Toxioid

Source : National Institute of Health, Islamabad.

### 4.2 Monthly Report on HIV Treatment Centres September, 2016

S. No	Centre Name	Male		Female		Children		Transgender		Total	Total on ART
		Total	On ART	Total	On ART	Total	On ART	Total	On ART		
<b>Federal</b>											
1	PIMS, Islamabad	2055	983	384	271	44	45	7	5	2490	1304
2	CMH, Rawalpindi	26	26	0	0	0	0	0	0	26	26
<b>Punjab</b>											
3	Mayo Hospital, Lahore	777	437	89	65	6	1	28	7	900	510
4	Services Hospital, Lahore	335	236	131	106	32	8	0	0	498	350
5	Peaditric Unit, Services Hospital, Lahore	0	0	0	0	264	169	0	0	264	169
6	Shaukat Khanum Hospital, Lahore	279	252	183	156	17	1	0	0	479	409
7	Jinnah Hospital, Lahore	1160	672	251	162	0	0	48	30	1459	864
8	DHQ Hospital, Sargodha	530	184	57	29	13	4	0	0	600	217
9	DHQ Hospital, D.G Khan	1623	1259	350	264	55	55	4	3	2032	1581
10	Allied Hospital, Faisalabad	1083	878	105	94	0	0	1	1	1189	973
11	Aziz Bhatti Hospital, Gujrat	710	471	223	237	0	0	0	0	933	708
<b>Sindh</b>											
12	Civil Hospital, Karachi	3799	1666	320	233	27	0	58	23	4204	1922
13	Peaditric Unit, Civil Hospital, Karachi	0	0	0	0	103	61	0	0	103	61
14	Indus Hospital, Karachi	486	264	103	61	0	0	7	5	596	330
15	Aga Khan Hospital, Karachi	0	0	0	0	46	34	0	0	46	34
16	Chanka Medical College Hospital, Larkana	1046	784	237	199	16	4	30	24	1329	1011
<b>Khyber Pakhtunkhwa</b>											
17	Hayatabad Medical Complex, Peshawar	1711	1243	517	400	86	45	5	5	2319	1693
18	KDA Hospital, Kohat	212	153	100	82	15	10	0	0	327	245
<b>Balochistan</b>											
19	Bolan Medical Complex, Quetta	307	196	70	55	10	9	3	0	390	260
20	ART Center, Turbat	177	96	25	18	8	3	0	0	210	117
<b>Total</b>		<b>16316</b>	<b>9800</b>	<b>3145</b>	<b>2432</b>	<b>742</b>	<b>449</b>	<b>191</b>	<b>103</b>	<b>20394</b>	<b>12784</b>

Source:- National Aids Control Programme, NIH, Islamabad.

## 4.3(a) Registered Veterinary Medical Practitioners with PVMC- 2016

RVMP Registration for the year of 2016	Male	Female	D.V.M	M.Sc	M.Phil	Ph.D	Total
Jan	58	10	68	Nil	Nil	Nil	68
Feb	98	10	107	Nil	Nil	1	108
Mar	100	10	110	Nil	Nil	Nil	110
Apr	30	3	32	1	Nil	Nil	33
May	61	5	66	Nil	Nil	Nil	66
Jun	34	2	36	Nil	Nil	Nil	36
Jul	10	2	12	Nil	Nil	Nil	12
Aug	203	41	244	Nil	Nil	Nil	244
Sep	107	21	128	Nil	Nil	Nil	128
Oct	155	18	173	Nil	Nil	Nil	173
Nov	78	9	87	Nil	Nil	Nil	87
Dec	66	13	79	Nil	Nil	Nil	79
<b>Total</b>	<b>1000</b>	<b>144</b>	<b>1142</b>	<b>1</b>	<b>Nil</b>	<b>1</b>	<b>1144</b>

Total RVMP Registered since 1<sup>st</sup> January 2016 to 30th November 2016=1065  
 Total RVMP Registered since 30<sup>th</sup> May 2000 to 30th November 2016= 11187

Source:- Pakistan Veterinary Medical Council, Islamabad.

## 4.3(b) Registered Animal Husbandry Graduate With PVMC- 2016

RVMP Registration for the year of 2016	Male	Female	B.Sc. (Hons) A.H	M.Sc.	Ph.D	Total
Jan	Nil	Nil	Nil	Nil	Nil	Nil
Feb	Nil	Nil	Nil	Nil	Nil	Nil
Mar	Nil	Nil	Nil	Nil	Nil	Nil
Apr	Nil	Nil	Nil	Nil	Nil	Nil
May	Nil	Nil	Nil	Nil	Nil	Nil
Jun	Nil	Nil	Nil	Nil	Nil	Nil
Jul	Nil	Nil	Nil	Nil	Nil	Nil
Aug	Nil	Nil	Nil	Nil	Nil	Nil
Sep	Nil	Nil	Nil	Nil	Nil	Nil
Oct	3	Nil	1	2	Nil	3
Nov	Nil	Nil	Nil	Nil	Nil	Nil
Dec	Nil	Nil	Nil	Nil	Nil	Nil
Total	3	Nil	1	2	Nil	3

#### 4.4 Tuberculosis Report (FTI) (Jul-Sep, 2016)

Provinces/Regions	TB Cases NSS+	CDR SS+**	TB All Types			CDR Total	% Treatment Success Rate* (TSR)
			Male	Female	Total		
Punjab	20070	57	27049	25522	52571	79	NA
Sindh	7563	48	8589	7735	16324	55	NA
K.P.K	3539	39	5654	6010	11664	68	NA
Balochistan	1026	29	1160	1383	2543	38	NA
F.A.T.A	321	20	546	505	1051	35	NA
Gilgit Baltistan	71	15	395	519	914	105	NA
AJK	456	24	684	680	1364	38	NA
ICT	139	34	314	266	580	74	NA
Pakistan	33185	49	44391	42620	87011	68	NA

CDR : Case Deduction Rate  
SS+ Sputum Smear Positive

\* Available One Year Lag

\*\* Based on revised WHO estimates.

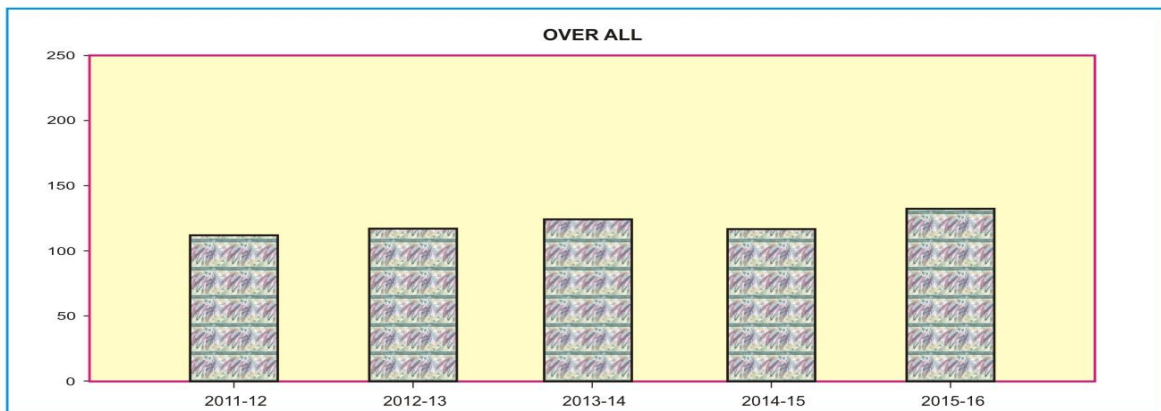
Source: National TB Control Programme NIH, Islamabad.

## 5. MANUFACTURING

### 5.1 Quantum Index Numbers of Large-Scale Manufacturing Industries

Year/month	Manufacturing (Over all)	Selected Items						
		Vegetable Ghee	Tea Blended	Cigarettes	Cotton Yarn	Cotton Cloth	Jute Goods	Paper & Board
(2005-06=100)								
2011-12	112.44	95.76	118.91	96.60	116.03	113.23	90.03	116.64
2012-13	117.35	98.88	141.83	105.05	120.16	113.86	98.39	135.35
2013-14	123.68	102.92	160.00	100.54	130.52	114.64	97.34	150.82
2014-15	127.87	102.88	184.39	97.71	131.94	114.73	90.32	150.24
2015-16	132.00	108.08	216.69	83.45	133.73	114.98	52.99	150.24
2015 Dec	140.07	109.11	237.15	69.36	133.92	114.98	61.24	112.40
2016 Jan	153.45	110.29	243.23	116.75	133.99	115.05	44.85	146.61
Feb	145.03	106.45	231.23	109.34	132.50	114.32	35.19	152.12
Mar	156.39	109.50	229.09	113.34	133.21	114.85	30.79	147.92
Apr	130.00	107.66	204.66	124.98	133.89	114.58	39.79	144.43
May	125.88	106.05	207.51	68.37	134.11	115.05	38.44	120.22
Jun	122.13	112.13	189.62	5.54	133.92	114.18	36.31	140.26
Jul	117.69	103.41	210.92	33.17	134.12	115.58	30.77	119.33
Aug	127.04	105.89	227.45	63.67	133.98	115.71	36.10	141.62
Sep	124.08	106.05	228.34	43.71	134.32	115.78	31.95	138.27
Oct	127.45	106.97	233.83	74.30	134.58	115.58	46.39	139.34
Nov	132.81	120.18	246.02	75.42	134.36	115.25	49.79	135.71
Dec	149.93	117.35	241.11	29.37	134.98	115.44	56.87	130.53

QUANTUM INDEX NUMBERS OF LARGE - SCALE  
MANUFACTURING INDUSTRIES



Contd.



## 5.1 Quantum Index Numbers of Large-Scale Manufacturing Industries

Year/month	Selected Items					
	Cement	Auto Mobile	Fertilizers			
			Nit Fertilizer	Phos Fertilizer	Total	
(2005-2006=100)						
2011-12	159.22	107.31	93.91	121.21	96.37	
2012-13	167.29	93.54	88.40	133.94	92.49	
2013-14	169.24	91.15	104.81	137.52	107.75	
2014-15	173.37	112.59	108.90	150.60	112.66	
2015-16	190.86	130.74	125.14	160.00	128.28	
2015	Dec	202.78	126.98	125.59	170.03	129.59
2016	Jan	191.86	143.11	118.53	99.45	116.81
	Feb	195.09	113.47	118.95	153.51	122.06
	Mar	211.12	133.79	128.32	154.88	130.71
	Apr	210.60	138.47	127.71	154.41	130.11
	May	211.89	139.20	119.95	159.46	123.51
	Jun	192.89	122.05	131.13	152.66	133.06
	Jul	145.12	114.62	131.54	153.79	133.54
	Aug	204.65	149.55	133.95	180.6	138.33
	Sep	186.88	131.29	135.83	180.77	139.18
	Oct	207.76	143.44	130.16	185.45	135.14
	Nov	224.18	149.52	131.5	170.76	135.03
	Dec	211.25	142.28	124.47	167.11	128.31

Source: (i) Provincial Bureau of Statistics  
(ii) M/o. Industries & Production

## 5.2 Production of Manufacturing Items

Year / Month	Vegetable Ghee (i)		Sugar (i)		Tea Blended (ii)		
	No. of reporting factories	Production (Tonnes)	No. of reporting factories	Production (Tonnes)	No. of reporting factories	Production (Tonnes)	
2011-12	87	1102861	78	4634093	5	75628	
2012-13	87	1138754	78	5073501	5	90201	
2013-14	87	1185215	78	5582353	5	101758	
2014-15	87	1184760	78	5149776	5	117270	
2015-16	87	1244720	78	5114899	5	137818	
2015	Dec	94	104879	84	916583	10	12569
2016	Jan	94	105848	84	1441722	10	12891
	Feb	94	102164	84	1157607	10	12255
	Mar	94	105083	84	1425593	10	12142
	Apr	94	103322	84	132455	10	10847
	May	94	101777	84	32791	10	10998
	Jun	94	101359	84	0	10	10654
	Jul	94	99239	84	0	10	11179
	Aug	94	101618	84	0	10	12055
	Sep	94	101772	84	0	10	12102
	Oct	94	102658	84	0	10	12393
	Nov	94	115336	84	210278	10	13039
	Dec	94	112616	84	1199279	10	12779

Contd.

## 5.2 Production of Manufacturing Items

Year/month	Beverages (i)		Cigarettes (ii)		
	No. of reporting factories	Production (000 litres)	No. of reporting factories	Production (Million Nos.)	
2011-12	53	1491978	14	65403	
2012-13	53	2078683	14	67377	
2013-14	53	2551646	14	64482	
2014-15	48	2955748	7	62667	
2015-16	48	3097646	7	53522	
2015	Dec	48	147536	7	3707
2016	Jan	48	163224	7	6240
	Feb	48	208577	7	5844
	Mar	48	262460	7	6058
	Apr	48	307707	7	6680
	May	48	338240	7	3654
	Jun	48	313655	7	296
	Jul	48	356579	7	1773
	Aug	48	372180	7	3403
	Sep	48	357301	7	2336
	Oct	48	303457	7	3971
	Nov	48	200680	7	4031
	Dec	48	175822	7	1570

\* In the new base 2005-06 Beverages has been replaced by soft drinks, juices, syrups and squashes and liquors.

Source: (i) Provincial Bureaus of Statistics  
(ii) M/o. Industries & Production

Contd.

## 5.2 Production of Manufacturing Items

Year/Month	No. of reporting factories	Cotton Textiles (Mills sector)												
		Capacity installed			Capacity worked			Spindle hours worked (Mn. No.)	Looms hours worked (Mn.No.)	Rotors hours worked (Mn.No.)	Consumption of Raw Cotton (Tonnes)	Total Yarn Production (Tonnes)	Surplus Yarn (Tonnes)	Total Production of Cloth(000) (Sq.m)
		No. of Spindles (000)	No. of Looms (000)	No. of Rotors (000)	No. of Spindles (000)	No. of Looms (000)	No. of Rotors (000)							
2011-12	433	11762392	7170	196514	10660925	4900	138775	6401.01	2	40	2964350	2954630	2857.29	1023350
2012-13	447	11945958	7723	213892	10871886	4899	150034	6425.1	2	41	-	3059976	2960.87	1029090
2013-14	411	13184340	7934	185387	10998890	5890	125420	6601.98	2	41	-	3323655	3222.13	1036100
2014-15	411	13184340	7934	185387	11057945	5234	113323	6559.47	2	41	-	3359978	3358.35	1036950
2015-16	411	13409420	8188	187259	11263025	5488	115041	6266	2	46	-	3397339	3301.64	1039183
2015 Dec	411	13184340	7934	185387	10169735	4940	108221	6559	2	41	-	284185	275.5	86600
2016 Jan	411	13184340	7934	185387	10171194	4914	106054	6560	2	40	-	284335	275.65	86650
Feb	411	13184340	7934	185387	10185399	4905	106493	6569	2	40	-	281185	272.5	86100
Mar	411	13184340	7934	185387	10232372	5143	109180	6599	2	41	-	282685	274	86500
Apr	411	13184340	7934	185387	10521694	5248	111522	6786	2	42	-	284135	275	86300
May	411	13409420	8188	187259	10673326	5421	113645	5627	2	45	-	284585	275	86650
Jun	411	13409420	8188	187259	11263025	5488	115041	6266	2	46	-	284185	276	86000
Jul	411	13409420	8188	187259	11263025	5488	115041	6266	2	46	-	284623	276	87050
Aug	411	13409420	8188	187259	11263025	5488	115041	6266	2	46	-	284315	274	87150
Sep	411	13409420	8188	187259	11263025	5488	115041	6266	2	46	-	285050	276	87200
Oct	411	13409420	8188	187259	11263025	5488	115041	6266	2	46	-	285575	276	87000
Nov	-	-	-	-	-	-	-	-	-	-	-	-	-	-
Dec	-	-	-	-	-	-	-	-	-	-	-	-	-	-

## 5.2 Production of Manufacturing Items

Year / Month	Cotton Cloth (Mills Sector) (Thousand square metres)															Grand Total
	Fine					Medium					Coarse					
	Grey	Blea-ched	Dyed & Printed	Blen- ded	Total	Grey	Blea-ched	Dyed & Printed	Blend- ed	Total	Grey	Blea-ched	Dyed & Printed	Blend- ed	Total	
2011-12	332778	34566	80544	43324	491212	115062	51629	180058	4842	351591	116798	21582	37534	5542	181456	1024259
2012-13	330442	41820	85695	40890	498847	119658	53870	173116	4551	351195	115010	34699	23524	5815	179048	1029090
2013-14	331866	42582	88206	41322	503976	122718	55810	172038	6834	357400	116574	30150	18442	9558	174724	1036100
2014-15	331986	42702	88326	41442	504456	122838	55834	172146	7266	358084	116706	29154	18058	10492	174410	1036950
2015-16	330299	42661	89152	39786	501898	119252	53055	169712	6827	348846	119286	33650	22722	12781	188439	1039183
2015 Dec	27678	3577	7379	3472	42106	10262	4669	14353	618	29902	9739	2439	1520	894	14592	86600
2016 Jan	27681	3580	7382	3475	42118	10265	4672	14356	621	29914	9752	2442	1523	901	14618	86650
Feb	27634	3533	7335	3428	41930	10218	4625	14309	574	29726	9705	2409	1476	854	14444	86100
Mar	27734	3613	7369	3480	42196	10263	4647	14351	596	29857	9715	2419	1486	827	14447	86500
Apr	27751	3596	7352	3463	42162	10246	4625	14328	579	29778	9698	2397	1465	800	14360	86300
May	27785	3603	7386	3482	42256	10278	4669	14345	589	29881	9725	2431	1506	851	14513	86650
Jun	27718	3556	7294	3440	42008	10181	4618	14280	557	29636	9668	2404	1465	819	14356	86000
Jul	27885	3598	7392	3494	42369	10299	4666	14482	620	30067	9761	2444	1517	892	14614	87050
Aug	27952	3599	7431	3477	4259	10293	4659	14494	632	30078	9780	2437	1526	870	14613	87150
Sep	27969	3607	7439	3495	42510	10306	4672	14521	615	30114	9793	2425	1512	846	14576	87200
Oct	27986	3590	7422	3478	42476	10289	4650	14498	598	30035	9776	2403	1491	819	14489	87000
Nov	-	-	-	-	-	-	-	-	-	-	-	-	-	-	-	-
Dec	-	-	-	-	-	-	-	-	-	-	-	-	-	-	-	-

Source: Textile Commissioner's Organization, Karachi.

Contd.

## 5.2 Production of Manufacturing Items

Year / month	No. of reporting factories	Jute Textiles								
		Capacity installed		Capacity worked		Production (Tonnes)				Raw Jute consumed (Bales)
		No. of Spindles	No. of Looms	No. of Spindles	No. of Looms	Total	Hessian	Sacking	Others	
2011-12	8	36172	1851	25085	972	94087	15960	67138	10989	44661
2012-13	10	36172	1851	25085	972	94087	15960	67138	10989	44661
2013-14	10	36392	1755	23759	974	102820	12748	77188	12884	57118
2014-15	10	24544	1092	20607	847	94392	13126	64840	16426	40107
2015-16	10	24272	1134	8186	569	55377	13473	30027	11877	33205
2015 Dec	10	24272	1134	20202	816	5333	1383	2829	1121	37158
2016 Jan	10	24272	1134	19699	825	3906	1381	1646	879	24946
Feb	10	24272	1134	12440	601	3065	1162	1351	552	16715
Mar	10	24272	1134	12440	601	3065	1162	1351	552	16715
Apr	10	24272	1134	7415	534	3465	760	1535	1170	35243
May	10	24272	1134	7564	523	3348	770	1858	720	38267
Jun	10	24272	1134	8186	569	3162	971	1539	652	33205
Jul	10	24272	1134	7871	520	2680	771	1354	555	41224
Aug	10	24272	1134	7411	509	3144	977	1308	859	35874
Sep	10	24272	1134	8308	513	2782	685	1209	888	21162
Oct	10	24272	1134	9318	539	4040	939	1596	1505	27330
Nov	10	24272	1134	9310	547	4336	896	1957	1483	32102
Dec	10	24272	1134	10489	582	4953	873	2624	1456	43844

Source: Pakistan Jute Mills Association, Lahore.

Contd.

## 5.2 Production of Manufacturing Items

Year/month	Paper		Paper Board		
	No. of reporting factories	Production (Tonnes)	No. of reporting factories	Production (Tonnes)	
2011-12	19	246342	12	283025	
2012-13	19	232361	12	381938	
2013-14	19	218655	12	465845	
2014-15	36	203994	21	415657	
2015-16	36	233146	21	376913	
2015	Dec	36	19698	21	22811
2016	Jan	36	18074	21	37374
	Feb	36	22046	21	35486
	Mar	36	19361	21	36581
	Apr	36	22019	21	32605
	May	36	18120	21	27346
	Jun	36	19777	21	33065
	Jul	36	16036	21	29095
	Aug	36	18499	21	35064
	Sep	36	19320	21	32975
	Oct	36	18256	21	34444
	Nov	36	20176	21	31151
	Dec	36	18068	21	31299

## 5.2 Production of Manufacturing Items

Year / month	Chemicals (Tonnes)					
	No. of reporting factories	Soda Ash (i)	Caustic Soda (i)	Sulphuric Acid (ii)	Chlorine Gas (ii)	
2011-12	2	370743	179097	100403	15770	
2012-13	2	366238	182869	89431	15495	
2013-14	2	409148	167465	85348	14960	
2014-15	2	437106	183952	70229	17355	
2015-16	2	468507	225250	75139	16397	
2015	Dec	2	42260	14014	5767	1418
2016	Jan	2	40618	16390	4982	1364
	Feb	2	31354	15248	4728	1350
	Mar	2	38098	19890	5059	1338
	Apr	2	40742	21044	5092	1216
	May	2	41927	22988	5006	1464
	Jun	2	40234	19250	4917	1490
	Jul	2	38962	16490	5498	1305
	Aug	2	40376	15117	8323	1499
	Sep	2	39575	16606	3982	1434
	Oct	2	41149	19382	4200	1427
	Nov	2	41134	18913	3927	1481
	Dec	2	42247	16922	5058	1421

Source:- (i) Provincial Bureaus of Statistics  
(ii) M/o. Industries & Production.

Contd.



## 5.2 Production of Manufacturing Items

Year/ month	Chemical Fertilizers (Tonnes) (i)						Paints & Varnishes Solid(ii)		Paints & Varnishes Liquid (ii)	
	No. of reporting factories	Urea	Super Phosphate	Ammonium Nitrate	Nitro Phosphate	DI.Amm. Phosphate	No. of reporting factories	Production (Tonnes)	No. of reporting factories	Production (000 Ltrs.)
2011-12	11	4470662	114727	432290	337624	622649	-	23026	-	38371
2012-13	11	4215088	79304	401270	291922	729917	22	28048	20	40528
2013-14	11	4930283	87754	519104	447168	693142	22	37236	20	43077
2014-15	11	5073083	63583	569182	501901	754853	22	48631	20	54028
2015-16	11	5846881	84017	647351	594633	787578	22	53651	20	56563
2015 Dec	14	469338	3218	72452	65810	65323	22	4055	20	4750
2016 Jan	14	444915	2928	70534	60717	30048	22	4510	20	4926
Feb	14	457990	9504	58519	49746	61555	22	4264	20	4759
Mar	14	516554	0	41068	36929	70855	22	4117	20	4497
Apr	14	515892	7192	38269	34901	68811	22	4572	20	4729
May	14	482567	7675	38834	36080	72143	22	4750	20	4495
Jun	14	528501	6041	39193	34159	66838	22	4862	20	4480
Jul	14	528371	5438	41867	37724	67320	22	4149	20	4282
Aug	14	511799	9340	64118	63945	71480	22	4330	20	4552
Sep	14	518536	7806	63733	65625	69635	22	4191	20	4202
Oct	14	496943	13348	61849	62133	72207	22	3784	20	4194
Nov	14	512966	11533	52383	51736	68123	22	4176	20	4262
Dec	14	486157	5270	55803	45172	72241	22	4013	20	4644

Source: (i) Provincial Bureau of Statistics.  
(ii) M/o. Industries & Production.

Contd.

## 5.2 Production of Manufacturing Items

Year/Month	No. of Reporting Refineries	Petroleum Products (000 Ltrs.)											
		Jet Fuel	Kerosene	Motor Spirit	High Speed Diesel	Diesel Oil N.O.S.	Furnace Oil	Lubricating Oil	Jute Batching Oil	Solvent-Neptha	L.P.G.	Petroleum Products N.O.S.	Total Petroleum Products
2011-12	4	890346	156877	1687118	3828574	30230	2282991	234177	3526	923630	341611	264025	10643104
2012-13	4	936028	179871	2056737	4583975	40041	2777820	224823	3489	898671	420457	272492	12394404
2013-14	4	995514	175699	2171499	5088237	60893	3041178	224608	2789	1008195	380597	279584	13428792
2014-15	4	1032079	218450	2195500	5327291	56827	3121192	209475	2666	1382571	382403	296135	1422589
2015-16	4	1080694	183786	2215728	5235662	34949	3079585	233192	1758	1242104	441357	410817	14159638
2015 Dec	4	99518	16616	194290	464865	2717	288771	19738	163	103605	43794	34505	1268583
2016 Jan	4	89930	13699	151133	388182	3108	262127	21000	82	99283	38599	27148	1094291
Feb	4	87751	11947	162245	404480	1974	242229	19556	230	99512	38614	33319	1101856
Mar	4	101968	11544	179163	411239	2632	238961	17652	0	108985	40188	31282	1143615
Apr	4	96042	14523	177547	416174	990	214954	17459	191	105466	38208	34914	1116469
May	4	70225	14895	177155	396598	1566	220148	21426	169	48452	34581	39375	1060590
Jun	4	96825	15220	195946	468346	1923	239270	19011	67	107952	39350	35668	1219578
Jul	4	95771	8879	206863	466087	1520	290128	18784	134	88902	32079	22568	1231715
Aug	4	87984	14527	187747	446584	1966	249833	19024	192	83285	38267	34188	1163596
Sep	4	97442	12692	203790	484917	1322	281489	19876	8	95404	39471	28355	1264765
Oct	4	103891	17156	211330	449356	3207	287227	18080	289	84021	41225	37461	1253244
Nov	4	88835	14013	202689	463708	1203	273080	16532	199	85428	41095	32004	1218786
Dec	4	90501	13169	219242	471868	3277	296916	21359	170	80356	43508	32869	1273235

Source:- Oil Companies Advisory Committee.

Contd.

## 5.2 Production of Manufacturing Items

Year/month	Manufacture/Assembly of Automobiles (Nos.) (i)							Bicycles (ii)		
	Cars	Jeeps (4x4)	Light commercial vehicles	Trucks	Buses	Motor Cycles	Tractors	No. of reporting factories	Production (Nos.)	
2011-12	154255	451	20929	2597	568	1649532	48152	5	262096	
2012-13	120332	1475	14517	1923	522	1675071	50871	5	232979	
2013-14	116281	1217	17477	2674	559	1728137	34524	5	203669	
2014-15	152524	1109	28189	4039	575	1777251	48883	3	210931	
2015-16	179944	773	35836	5666	1070	2071123	34914	3	198736	
2015	Dec	15887	44	3578	447	74	157921	813	3	16859
2016	Jan	17333	73	4313	505	70	183060	1418	3	16466
	Feb	11908	53	1722	583	95	163919	3124	3	16816
	Mar	15312	41	2071	526	82	175384	4336	3	17075
	Apr	15464	50	1989	538	120	181225	4673	3	16746
	May	15135	26	2114	587	128	184888	4735	3	17200
	Jun	12278	76	2204	601	76	187825	3564	3	17860
	Jul	12491	59	1990	512	115	164722	2067	3	15807
	Aug	16733	82	2798	686	139	204245	2717	3	15917
	Sep	14435	78	2230	600	118	188043	2453	3	15910
	Oct	15312	0	1477	652	120	214518	4225	3	15910
	Nov	16124	0	1863	676	71	217259	5427	3	15990
	Dec	15127	2	2190	680	106	202380	4447	3	16573

Source:- (i) Provincial Bureau of Statistics  
(ii) M/o. Industries & Production

Contd.

## 5.2 Production of Manufacturing Items

Year/month	Steel Products (Tonnes) (i)						
	Coke	Pig iron	Billets	H.R. sheets/ strips/plates/ coils	C.R. sheets/ strips/plates/ coils	Galvanized sheets	
2011-12	192876	249135	1616403	180087	25910	0	
2012-13	203359	201489	1638501	136823	14885	0	
2013-14	31924	89433	2128300	57114	4131	0	
2014-15	275777	265478	2730992	127028	2848	0	
2015-16	57394	1509	3183258	0	0	0	
2015	Dec	0	0	255000	0	0	0
2016	Jan	0	0	250000	0	0	0
	Feb	0	0	382000	0	0	0
	Mar	0	0	349000	0	0	0
	Apr	0	0	257000	0	0	0
	May	0	0	260000	0	0	0
	Jun	0	0	250000	0	0	0
	Jul	0	0	273000	0	0	0
	Aug	0	0	290000	0	0	0
	Sep	0	0	280000	0	0	0
	Oct	0	0	285000	0	0	0
	Nov	0	0	335000	0	0	0
	Dec	0	0	342000	0	0	0

## 5.2 Production of Manufacturing Items

Year/Month	Cycle Tyres (i)		Cycle Tubes (i)		Motor tyres (i)		Motor tubes (i)		Cement (ii)		
	No. of reporting factories	Production (000 Nos.)	No. of reporting factories	Production (000 Nos.)	No. of reporting factories	Production (000 Nos.)	No. of reporting factories	Production (000 Nos.)	No. of reporting factories	Production (000 MT)	
2011-12	10	3431	10	6846	8	7011	8	20338	23	29557	
2012-13	10	3429	10	7746	8	7864	8	20269	23	31055	
2013-14	10	4038	10	8061	8	8802	8	20825	23	31418	
2014-15	10	4633	10	8391	8	9058	8	22001	23	32185	
2015-16	10	4233	10	7285	8	9735	8	24467	23	35432	
2015	Dec	10	369	10	619	8	800	8	2014	23	3137
2016	Jan	10	372	10	630	8	812	8	2014	23	2968
	Feb	10	362	10	638	8	797	8	2016	23	3018
	Mar	10	347	10	638	8	799	8	2016	23	3265
	Apr	10	342	10	621	8	802	8	2015	23	3259
	May	10	330	10	609	8	831	8	2037	23	3278
	Jun	10	320	10	592	8	812	8	2049	23	2984
	Jul	10	326	10	598	8	841	8	2067	23	2245
	Aug	10	339	10	640	8	843	8	2079	23	3166
	Sep	10	348	10	661	8	803	8	2101	23	2891
	Oct	10	372	10	677	8	795	8	2056	23	3214
	Nov	10	380	10	684	8	814	8	2052	23	3468
	Dec	10	364	10	629	8	808	8	2022	23	3268

Source:(i) Provincial Bureaus<sup>s</sup> of Statistics.  
(ii) M/o. Industries & Production.

Contd.

## 5.2 Production of Manufacturing Items

Year/month	No. of Reporting Factories	Electric Bulbs (iii) Production (000 Nos.)	No. of Reporting Factories	Electric Tubes (iii) Production (000 Metres)
2011-12	6	78981	2	1266
2012-13	6	79743	0	0
2013-14	6	75106	0	0
2014-15	7	64623	0	0
2015-16	7	73457	0	0
2015 Dec	7	4673	0	0
2016 Jan	7	4575	0	0
Feb	7	6055	0	0
Mar	7	5361	0	0
Apr	7	5341	0	0
May	7	9563	0	0
Jun	7	9263	0	0
Jul	7	9064	0	0
Aug	7	5869	0	0
Sep	7	5610	0	0
Oct	7	5173	0	0
Nov	7	5237	0	0
Dec	7	5935	0	0

## 5.2 Production of Manufacturing Items

Year/Month		Sewing Machines		Electric Motors		Electric Transformers		T.V. Sets	
		No. of reporting factories	Production (Nos.)	No. of reporting factories	Production (Nos.)	No. of reporting factories	Production (Nos.)	No. of reporting factories	Production (Nos.)
2011-12		8	39603	19	9126	7	23683	9	268801
2012-13		8	32876	19	7539	7	26411	9	462938
2013-14		8	19834	19	9906	7	12175	9	426600
2014-15		8	19272	19	9013	7	24993	9	428164
2015-16		8	13465	19	7319	7	32758	9	453205
2015	Dec	8	1575	19	676	7	3369	9	37852
2016	Jan	8	690	19	518	7	1842	9	41407
	Feb	8	638	19	592	7	2581	9	40074
	Mar	8	738	19	607	7	3244	9	39784
	Apr	8	646	19	559	7	3334	9	38770
	May	8	960	19	578	7	3276	9	40392
	Jun	8	880	19	560	7	2957	9	37807
	Jul	8	870	19	630	7	2212	9	34447
	Aug	8	575	19	732	7	2237	9	34763
	Sep	8	487	19	773	7	2239	9	35900
	Oct	8	1828	19	769	7	1907	9	34590
	Nov	8	2760	19	740	7	2143	9	31845
	Dec	8	1771	19	689	7	3020	9	37071

Source: Provincial Bureaus of Statistics.

## 6. MONEY & CREDIT

### 6.1 Reserve Money

(Million Rupees)

Components	2011-12	2012-13	2013-14	2014-15	2015-16
A. Currency in Circulation	1673746	1,939,267	2177873	2554749	3333784
B. Cash in Tills	110055	110,867	139490	160299	229331
C. Other Deposits with SBP	8899	10,523	13147	15153	18756
D. Bank Deposits	396172	475,648	530746	413234	391760
<b>Reserve Money (A+B+C+D)</b>	<b>2188872</b>	<b>2,536,305</b>	<b>2861256</b>	<b>3143436</b>	<b>3973631</b>
<b>Factor affecting Reserve Money (RM)</b>					
A. Government Sector(1+2)	1727905	2235863	2432250	1958090	1430400
1. Budgetary Borrowings	1706008	2,212,823	2409794	1935691	1442243
2. Others	21897	23,040	22456	22399	-11843
B. Non-Govt. Sector (1+2+3)	284061	295,111	494563	397849	402348
1. Claims on Scheduled Banks (a+b+c+d+e)					
a. Agriculture Sector	288789	300,649	500041	403671	407364
b. Industrial Sector	52131	52,278	51923	52026	51758
c. Export Sector	42336	41,057	42833	39405	42321
d. Housing Sector	164768	177,756	160553	193124	204617
e. Others	--	--	--	--	--
	29554	29,557	244731	119116	108668
2. Claims on NBFIs	19187	18,537	18597	18252	19228
3. Special a/c debt Repayment	-23915	-24,075	-24075	-24075	-24244
C. Other Items (Net)	-211666	-128,620	-555023	58546	1107867
D. Net Domestic Assets (A+B+C)	1800300	2,402,354	2371790	2414485	2940615
E. Net Foreign Assets	388572	133,951	489467	728951	1033016
F. Reserve Money (D+E)	2188872	2,536,305	2861256	3143436	3973631

Contd.



## 6.1 Reserve Money

(Million Rupees)

Components	2015	2016		
	Dec.	Jan.	Feb.	Mar.
A. Currency in Circulation	2880189	2943698	2987770	3012821
B. Cash in Tills	162846	157535	162250	163791
C. Other Deposits with SBP1	14543	15850	15801	15766
D. Bank Deposits	418754	525910	578729	383274
Reserve Money (A+B+C+D)	3476332	3642994	3744550	3575652
Factor Affecting Reserve Money (RM)				
A. Government Sector(1+2)	1480722	1557573	1452595	1384120
1. Budgetary Borrowings	1492849	1568140	1462767	1394284
2. Others	-12127	-10567	-10171	-10164
B. Non-Govt. Sector (1+2+3)	415632	419841	423351	417427
1. Claims on Scheduled Banks(a+b+c+d+e)	421729	426055	429415	422804
a. Agriculture Sector	51928	51832	51821	51787
b. Industrial Sector	37817	37551	37984	40086
c. Export Sector	229446	234133	224067	219107
d. Housing Sector	--	--	--	--
e. Others	102539	102539	115544	111824
2. Claims on NBFIs	18147	182029	18180	18867
3. Special a/c debt Repayment	-24244	-274244	-274244	-24244
C. Other Items (Net)	677884	799533	1004857	910268
D. Net Domestic Assets (A+B+C)	2574238	2776948	2880803	2711814
E. Net Foreign Assets	902094	866046	863747	863838
F. Reserve Money (D+E)	3476332	3642994	3744550	3575652

Contd.

## 6.1 Reserve Money

(Million Rupees)

Components	2016			
	Apr.	May	Jun. (r)	Jul. (p)
A. Currency in Circulation	3026690	3151855	3333784	3289255
B. Cash in Tills	157318	160532	229331	178536
C. Other Deposits with SBP1	20138	18730	18756	19181
D. Bank Deposits	573553	573782	391760	640208
Reserve Money (A+B+C+D)	3777700	3904898	3973631	4127180
Factor Affecting Reserve Money (RM)				
A. Government Sector(1+2)	1780151	1548678	1430400	2198776
1. Budgetary Borrowings	1790483	1559032	1442243	2212879
2. Others	-10331	-10353	-11843	-14103
B. Non-Govt. Sector (1+2+3)	416472	403183	402348	407094
1. Claims on Scheduled Banks(a+b+c+d+e)	422053	408502	407364	411360
a. Agriculture Sector	51748	51748	51758	51646
b. Industrial Sector	39801	40756	42321	44685
c. Export Sector	218642	204099	204617	206361
d. Housing Sector	--	--	--	--
e. Others	111862	111899	108668	108668
2. Claims on NBFIs	18663	18925	19228	19978
3. Special a/c debt Repayment	-24244	-24244	-24244	-24244
C. Other Items (Net)	745417	1019917	1107867	494491
D. Net Domestic Assets (A+B+C)	2942041	2971779	2940615	3100361
E. Net Foreign Assets	835659	933119	1033016	1026819
F. Reserve Money (D+E)	3777700	3904898	3973631	4127180

Contd.

## 6.1 Reserve Money

(Million Rupees)

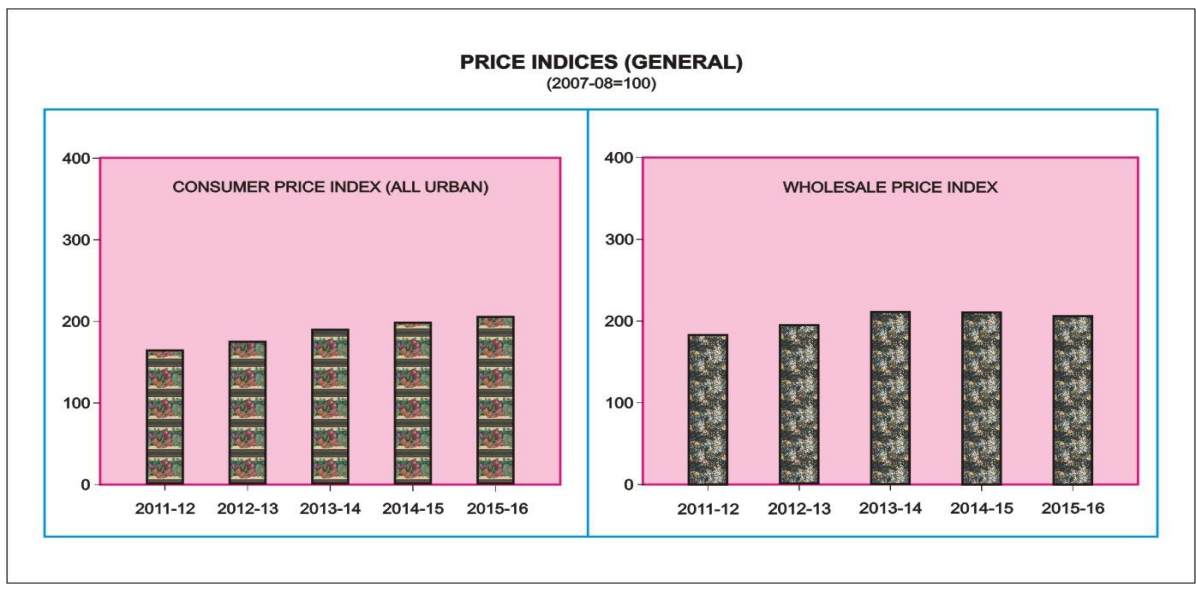
Components	2016				
	Aug. (p)	Sep. (p)	Oct. (p)	Nov. (p)	Dec. (P)
A. Currency in Circulation	3283592	3356716	3407431	3468910	3402279
B. Cash in Tills	162885	187810	168281	172037	183844
C. Other Deposits with SBP1	18979	18844	18812	18651	19124
D. Bank Deposits	617948	647773	606536	579394	632435
Reserve Money (A+B+C+D)	4083403	4211143	4201060	4238992	4237683
Factor Affecting Reserve Money (RM)					
A. Government Sector(1+2)	2133769	2010079	2219001	2448727	2345875
1. Budgetary Borrowings	2146126	2022150	2231011	2460813	2357448
2. Others	-12357	-12071	-12010	-12085	-11572
B. Non-Govt. Sector (1+2+3)	401523	414569	439338	463009	485602
1. Claims on Scheduled Banks(a+b+c+d+e)	405321	417937	441980	465462	487644
a. Agriculture Sector	51605	51564	51526	51577	51560
b. Industrial Sector	47995	49056	50615	53608	57640
c. Export Sector	197052	184011	206532	226970	242342
d. Housing Sector	--	--	-	-	-
e. Others	108668	133306	133306	133306	136101
2. Claims on NBFIs	20446	20877	21602	21791	22202
3. Special a/c debt Repayment	-24244	-24244	-24244	-24244	-24244
C. Other Items (Net)	513051	715485	406869	236834	338632
D. Net Domestic Assets (A+B+C)	3048343	3140134	3065208	3148570	3170110
E. Net Foreign Assets	1035061	1071009	1135851	1090422	1067573
F. Reserve Money (D+E)	4083403	4211143	4201060	4238992	4237683

Note: 1) Excluding IMP A/c Nos. 1,2 & SAF A/c loan, counterpart funds and deposits of foreign, government, Central Bank, international organizations and deposit money banks  
2) Source agency has made some changes in table Monetary Statistics and renamed as Reserve Money  
3) P = Provisional  
4) r = revised

7. PRICE

7.1 Price Indices (General) with Percentage Change

Year / month	Consumer price index (all urban)		Wholesale Price Index	
	index	Annual/monthly rate of change (%)	index	Annual/monthly rate of change (%)
(2007-08 = 100)				
2011-12	162.57	11.01	181.29	10.42
2012-13	174.53	7.36	194.61	7.35
2013-14	189.58	8.62	210.48	8.15
2014-15	198.16	4.53	209.85	-0.30
2015-16	203.82	0.28	207.26	-0.20
2015 Dec	203.06	-0.60	207.37	-0.65
2016 Jan	203.49	0.20	206.27	-0.53
Feb	202.98	-0.30	205.05	-0.59
Mar	203.28	0.10	204.22	-0.40
Apr	206.43	1.50	206.87	1.30
May	205.99	-0.20	208.01	0.55
Jun	207.30	0.60	210.88	1.38
Jul	210.08	1.34	215.81	2.34
Aug	209.46	-0.30	215.75	-0.03
Sep	209.88	0.20	214.61	-0.53
Oct	211.57	0.81	214.53	-0.04
Nov	212.01	0.21	214.07	-0.21
Dec	210.57	-0.68	213.76	-0.14



## 7.2 Combined Sensitive Price Indicator (SPI) by Quantile

Year/Month	Quantile					
	Q.1	Q.2	Q.3	Q.4	Q.5	Q.6
(2007-08=100)						
2011 - 12	170.77	174.11	173.67	181.09	185.59	178.67
2012 - 13	184.04	190.29	189.05	190.39	190.78	189.61
2013 - 14	201.15	206.95	208.93	210.70	209.74	208.66
2014 - 15	204.66	210.75	213.79	215.40	212.95	212.61
2015 - 16	207.35	214.24	215.92	219.76	216.77	216.09
2015 Dec	209.62	216.87	217.86	222.48	219.50	218.60
2016 Jan	208.21	215.52	216.54	221.24	218.53	217.47
Feb	207.12	214.24	215.07	219.50	216.42	215.73
Mar	206.81	213.97	214.76	219.04	215.46	215.13
Apr	206.55	214.11	215.19	219.78	216.70	215.88
May	204.57	212.31	213.44	218.17	215.50	214.35
Jun	206.86	214.41	215.75	220.46	217.63	216.58
Jul	209.59	216.91	218.2	222.74	219.55	218.81
Aug	210.07	219.49	218.24	222.64	219.11	218.66
Sep	210.31	219.35	218.33	222.7	219.03	218.67
Oct	211.71	218.95	219.81	224.2	220.42	220.11
Nov	212.40	219.58	220.41	224.77	220.95	220.68
Dec	210.74	218.08	219.12	223.75	220.49	219.73

## 7.3 Combined Consumer Price Index Numbers by Commodity Groups

Year/ month	General	Food & Non - Alcoholic Beverages	Alcoholic Beverages Tobacco	Clothing & Footwear	Housing water, Elec, Gas Fuels	H.hold Equip & Repair, Maintai- nance	Health	Trans- port	Communi- cation	Recre- ation & Culture	Educa- tion	Restau- rants & Hotels	Miscellne- ous goods & services
(2007-08=100)													
2011-12	162.57	182.77	165.01	153.45	146.17	160.28	137.97	171.39	122.94	145.35	143.83	185.82	181.47
2012-13	174.53	195.05	191.02	175.58	151.34	179.87	156.56	186.43	126.16	169.07	156.69	203.63	199.49
2013-14	189.58	211.75	223.38	198.01	164.60	195.85	167.15	195.15	129.76	183.77	172.57	228.61	210.15
2014-15	198.16	217.32	269.93	213.82	174.93	208.68	176.19	187.22	130.09	190.29	196.40	244.58	221.13
2015-16	203.82	219.42	329.25	224.18	183.90	217.38	182.69	174.25	130.56	194.20	213.02	256.79	228.22
2015 Dec	203.06	218.28	334.67	223.65	182.69	216.78	180.83	177.69	130.56	193.66	209.31	255.77	226.28
2016 Jan	203.49	216.71	337.14	224.36	185.36	217.23	181.45	177.96	130.61	193.80	209.36	257.11	227.33
Feb	202.98	214.99	337.57	224.96	185.49	218.83	184.18	174.05	130.57	194.41	210.15	259.39	230.15
Mar	203.28	216.13	338.76	226.39	185.48	219.50	185.69	168.25	130.74	194.72	210.99	261.80	232.54
Apr	206.43	221.59	344.10	227.87	187.08	220.10	187.29	169.33	130.77	195.68	221.48	261.89	232.97
May	205.99	219.65	346.08	228.31	187.12	220.71	187.43	169.31	130.76	195.80	224.19	263.16	233.52
Jun	207.30	222.39	360.74	229.34	187.17	221.48	187.69	169.33	130.85	195.69	224.60	263.41	233.42
Jul	210.08	228.36	364.79	229.72	188.88	221.7	187.84	169.78	130.89	195.67	224.09	264.37	235.82
Aug	209.46	225.91	365.41	230.14	188.91	222.31	189.42	170.1	130.9	195.77	225.17	265.77	237.38
Sep	209.88	226.3	364.13	230.47	188.9	222.27	192	170.31	130.88	196.15	230.54	266.11	236.99
Oct	211.57	228.3	364.39	231.18	191.56	222.66	193.78	170.4	131.26	196.21	232.15	266.35	237.26
Nov	212.01	228.74	365.33	232.18	191.64	223.21	195.28	170.65	131.52	196.4	233.4	267.68	238.33
Dec	210.57	223.58	373.34	233.48	191.7	223.65	195.93	172.01	131.53	196.5	233.4	268.22	237.77

**7.4: Consumer Price Index Numbers by Major Groups  
and Selected Commodities  
(2007-2008=100)**

Item and Specification	Weight	Index Numbers			% Change in Dec., 2016 over		
		Dec., 2016	Nov.,2016	Dec.,2015	Nov., 2016	Dec., 2015	
<b><u>General</u></b>	<b>100.0000</b>	<b>210.57</b>	<b>212.01</b>	<b>203.06</b>	-	<b>0.68</b>	+ <b>3.70</b>
<b><u>Food and non-alcoholic Beverages</u></b>	<b>34.8343</b>	<b>223.58</b>	<b>228.74</b>	<b>218.28</b>	-	<b>2.26</b>	+ <b>2.43</b>
1 Wheat	0.3477	205.54	203.78	206.87	+	0.86	- 0.64
2 Wheat Flour	4.1648	213.35	212.30	217.09	+	0.49	- 1.72
3 Wheat Product	0.0959	217.16	217.35	216.90	-	0.09	+ 0.12
4 Besan	0.1500	350.39	346.57	263.29	+	1.10	+ 33.08
5 Rice	1.5821	160.68	160.23	156.85	+	0.28	+ 2.44
6 Cereals	0.1563	253.48	251.74	244.30	+	0.69	+ 3.76
7 Bakery & Confectionary	1.1550	216.31	216.46	210.23	-	0.07	+ 2.89
8 Nimco	0.4574	250.57	250.65	243.73	-	0.03	+ 2.81
9 Meat	2.4303	266.71	266.48	257.73	+	0.09	+ 3.48
10 Chicken	1.3596	157.28	174.63	179.49	-	9.94	- 12.37
11 Fish	0.2970	218.75	215.91	221.24	+	1.32	- 1.13
12 Milk Fresh	6.6800	267.57	267.15	258.64	+	0.16	+ 3.45
13 Milk Products	0.6338	257.72	257.33	250.23	+	0.15	+ 2.99
14 Milk Powder	0.1129	236.55	237.27	232.01	-	0.30	+ 1.96
15 Eggs	0.4555	258.52	241.93	208.94	+	6.86	+ 23.73
16 Mustard Oil	0.0952	156.65	155.96	154.57	+	0.44	+ 1.35
17 Cooking Oil	1.7538	134.91	134.00	133.55	+	0.68	+ 1.02
18 Vegetable Ghee	2.0714	139.83	138.42	136.07	+	1.02	+ 2.76
19 Dry Fruits	0.2543	265.05	265.00	258.78	+	0.02	+ 2.42
20 Fresh Fruits	1.8649	211.59	211.10	193.24	+	0.23	+ 9.50
21 Pulse Masoor	0.2712	206.54	211.28	203.16	-	2.24	+ 1.66
22 Pulse Moong	0.2336	272.85	278.74	303.32	-	2.11	- 10.05
23 Pulse Mash (Washed)	0.2098	320.74	335.28	336.48	-	4.34	- 4.68
24 Pulse Gram	0.2361	373.11	377.06	271.32	-	1.05	+ 37.52
25 Gram Whole	0.1616	318.41	313.13	221.50	+	1.69	+ 43.75
26 Beans	0.0269	230.80	231.13	233.87	-	0.14	- 1.31
27 Potatoes	0.4671	236.78	295.55	198.29	-	19.88	+ 19.41
28 Onion	0.5312	162.08	166.58	312.02	-	2.70	- 48.05
29 Tomatoes	0.4391	163.62	168.62	200.23	-	2.97	- 18.28
30 Fresh Vegetables	1.6886	246.60	307.50	202.07	-	19.80	+ 22.04
31 Sugar	1.0445	225.55	260.56	202.21	-	13.44	+ 11.54
32 Gur	0.0220	268.12	281.47	266.16	-	4.74	+ 0.74
33 Honey	0.0446	317.30	316.04	306.28	+	0.40	+ 3.60
34 SweetMeat	0.2483	245.95	245.39	239.13	+	0.23	+ 2.85
35 Beverages	1.1990	218.49	219.50	217.44	-	0.46	+ 0.48
36 Jam, Tomato Ketchup & Pickles	0.2454	216.60	216.26	211.62	+	0.16	+ 2.35
37 Condiments	0.2656	265.42	265.31	260.42	+	0.04	+ 1.92
38 Spices	0.5441	238.63	239.32	238.38	-	0.29	+ 0.10
39 Tea	0.8377	264.16	256.46	279.35	+	3.00	- 5.44
<b><u>Alcoholic Beverages, Tobacco</u></b>	<b>1.4135</b>	<b>373.34</b>	<b>365.33</b>	<b>334.66</b>	+	<b>2.19</b>	+ <b>11.56</b>
40 Cigarettes	1.3906	375.47	367.34	336.44	+	2.21	+ 11.60
41 Betel Leaves & Nuts	0.0229	243.86	243.10	226.79	+	0.31	+ 7.53
<b><u>Clothing and footwear</u></b>	<b>7.5708</b>	<b>233.48</b>	<b>232.18</b>	<b>223.65</b>	+	<b>0.56</b>	+ <b>4.40</b>
42 Cotton Cloth	1.7286	225.47	225.35	215.47	+	0.05	+ 4.64
43 Woolen Cloth	0.8759	253.61	250.42	239.67	+	1.27	+ 5.82
44 Readymade Garments	0.9739	239.41	238.62	227.80	+	0.33	+ 5.10
45 Woolen Readymade Garments	0.3964	262.60	260.39	258.26	+	0.85	+ 1.68
46 Hosiery	0.5094	245.88	244.86	237.01	+	0.42	+ 3.74
47 Dopatta	0.4412	243.24	241.74	235.93	+	0.62	+ 3.10
48 Cleaning and Laundry	0.2110	257.94	257.02	248.98	+	0.36	+ 3.60
49 Tailoring	0.8840	308.64	304.47	286.25	+	1.37	+ 7.82
50 Footwear	1.5504	166.82	166.74	165.24	+	0.05	+ 0.96

Contd.

**7.4: Consumer Price Index Numbers by Major Groups  
and Selected Commodities  
(2007-2008=100)**

Item and Specification	Weight	Index Numbers			% Change in Dec., 2016 over			
		Dec., 2016	Nov.,2016	Dec.,2015	Nov., 2016	Dec., 2015		
<b><u>Housing, water, Elec., Gas and other fuels</u></b>	<b>29.4149</b>	<b>191.70</b>	<b>191.64</b>	<b>182.69</b>	+	<b>0.03</b>	+	<b>4.93</b>
51 House Rent	21.8149	182.22	182.22	170.85	+	0.00	+	6.65
52 Construction Input Items	0.5623	249.23	248.60	242.37	+	0.25	+	2.83
53 Construction Wage Rates	0.3331	234.08	232.60	223.74	+	0.64	+	4.62
54 Water Supply	0.4971	164.74	164.74	149.92	+	0.00	+	9.89
55 Electricity	4.3985	238.10	238.10	238.10	+	0.00	+	0.00
56 Gas	1.5756	158.08	158.08	158.08	+	0.00	+	0.00
57 Kerosene Oil	0.0057	198.63	195.93	210.91	+	1.38	-	5.82
58 Firewood Whole	0.2277	290.35	286.97	281.03	+	1.18	+	3.32
<b><u>Furnishing and household equipment</u></b>	<b>4.2082</b>	<b>223.65</b>	<b>223.21</b>	<b>216.78</b>	+	<b>0.20</b>	+	<b>3.17</b>
59 Furniture	0.3315	215.42	214.48	207.57	+	0.44	+	3.78
60 Household Textiles	0.6489	226.07	224.66	215.47	+	0.63	+	4.92
61 Household Equipment	0.5936	179.28	179.18	176.33	+	0.06	+	1.67
62 Utensils	0.3212	225.53	225.32	219.05	+	0.09	+	2.96
63 Plastic Products	0.2547	208.70	207.64	205.82	+	0.51	+	1.40
64 Washing Soaps & Detergents	0.7893	229.76	229.75	226.72	+	0.00	+	1.34
65 Sewing Needle & Dr Cell	0.1496	202.74	201.34	202.24	+	0.70	+	0.25
66 Household Servant	1.0432	249.98	249.98	238.79	+	0.00	+	4.69
67 Marriage Hall Charges	0.0762	243.95	243.87	234.48	+	0.03	+	4.04
<b><u>Health</u></b>	<b>2.1868</b>	<b>195.93</b>	<b>195.28</b>	<b>180.83</b>	+	<b>0.33</b>	+	<b>8.35</b>
68 Drugs & Medicines	1.2667	162.31	161.86	149.14	+	0.28	+	8.83
69 Medical Equipments	0.0080	248.70	246.00	226.66	+	1.10	+	9.72
70 Doctor (MBBS) Clinic Fee	0.5904	270.37	269.50	248.27	+	0.32	+	8.90
71 Medical Tests	0.3217	190.38	189.39	180.72	+	0.52	+	5.35
<b><u>Transport</u></b>	<b>7.2023</b>	<b>172.01</b>	<b>170.65</b>	<b>177.69</b>	+	<b>0.80</b>	-	<b>3.20</b>
72 Motor Vehicles	0.6630	171.60	171.44	163.01	+	0.09	+	5.27
73 Motor Vehicle Accessories	0.2439	213.37	213.96	227.45	-	0.28	-	6.19
74 Motor Fuel	3.0269	139.99	136.75	150.77	+	2.37	-	7.15
75 Mechanical Service	0.4552	227.84	227.84	221.05	+	0.00	+	3.07
76 Motor Vehicle Tax	0.1099	210.18	210.18	210.18	+	0.00	+	0.00
77 Transport Services	2.7034	193.28	193.28	198.32	+	0.00	-	2.54
<b><u>Communication</u></b>	<b>3.2198</b>	<b>131.53</b>	<b>131.52</b>	<b>130.56</b>	+	<b>0.01</b>	+	<b>0.74</b>
78 Postal Services	0.0662	244.89	244.70	234.78	+	0.08	+	4.31
79 Communication & Apparatus	3.1536	129.15	129.15	128.38	+	0.00	+	0.60
<b><u>Recreation and culture</u></b>	<b>2.0227</b>	<b>196.50</b>	<b>196.40</b>	<b>193.66</b>	+	<b>0.05</b>	+	<b>1.47</b>
80 Recreation & Culture	0.8634	129.41	129.92	128.29	-	0.39	+	0.87
81 Text Books	0.5706	292.41	292.41	290.62	+	0.00	+	0.62
82 Newspapers	0.1934	177.62	175.49	175.42	+	1.21	+	1.25
83 Stationery	0.3953	213.85	213.25	205.42	+	0.28	+	4.10
<b><u>Education</u></b>	<b>3.9431</b>	<b>233.40</b>	<b>233.40</b>	<b>209.31</b>	+	<b>0.00</b>	+	<b>11.51</b>
84 Education	3.9431	233.40	233.40	209.31	+	0.00	+	11.51
<b><u>Restaurants and hotels</u></b>	<b>1.2286</b>	<b>268.22</b>	<b>267.68</b>	<b>255.77</b>	+	<b>0.20</b>	+	<b>4.87</b>
85 Readymade Food	1.2286	268.22	267.68	255.77	+	0.20	+	4.87
<b><u>Misc. goods and services</u></b>	<b>2.7550</b>	<b>237.77</b>	<b>238.33</b>	<b>226.28</b>	-	<b>0.23</b>	+	<b>5.08</b>
86 Personal Care	1.4935	219.13	218.97	210.48	+	0.07	+	4.11
87 Cosmetics	0.3853	201.47	201.04	196.47	+	0.21	+	2.54
88 Blades	0.0322	195.66	195.66	194.65	+	0.00	+	0.52
89 Personal Equipments	0.8440	288.94	291.24	269.04	-	0.79	+	7.40



**7.5 Combined Consumer Price Index Numbers by Quintiles  
and Major Commodity Groups  
Dec., 2016  
(2007-2008=100)**

Income Quintiles	General	Food and non-alcoholic Beverages	Alcoholic Beverages, Tobacco	Clothing and footwear	Housing, water, Elec., Gas and other fuels	Furnishing and household equipment maintenance	Health	Transport	Communication	Recreation and culture	Education	Restaurants and hotels	Misc. goods and services
------------------	---------	----------------------------------	------------------------------	-----------------------	--	--	--------	-----------	---------------	------------------------	-----------	------------------------	--------------------------

**All Urban Combined**

Aggregate    210.57    223.58    373.34    233.48    191.70    223.65    195.93    172.01    131.53    196.50    233.40    268.22    237.77

Income Quintile 1    210.69    221.05    386.79    231.26    177.22    221.81    188.10    180.76    119.80    212.25    245.91    266.90    236.53

Income Quintile 2    213.16    222.27    386.00    231.50    189.90    221.06    190.80    174.45    119.71    209.45    242.58    268.00    235.22

Income Quintile 3    212.51    222.83    384.41    232.03    190.08    219.19    193.00    171.42    121.63    205.37    236.64    267.86    235.83

Income Quintile 4    213.50    223.50    383.05    232.99    197.14    218.03    196.04    167.46    125.94    199.53    237.36    267.89    235.81

Income Quintile 5    208.70    224.86    358.53    235.08    192.99    225.99    198.87    172.90    137.11    189.53    231.00    268.54    239.68

---

**7.6 Combined Consumer Price Index Numbers by Quintile,  
Major Commodity Groups for Selected Cities  
December, 2016  
(2007-2008=100)**

Cities	General	Food & non-alcoholic Beverages	Alcoholic Beverages, Tobacco	Clothing & footwear	Housing, water, Elec., Gas & other fuels	Furnishing & household equipment maintenance	Health	Transport	Communication	Recreation & culture	Education	Restaurants & hotels	Misc. goods & services
--------	---------	--------------------------------	------------------------------	---------------------	--	--	--------	-----------	---------------	----------------------	-----------	----------------------	------------------------

**Income Quintile 1**

Rawalpindi	224.18	231.30	420.39	250.53	208.30	231.63	215.44	188.61	105.24	221.96	323.88	282.23	229.65
Islamabad	224.92	231.09	410.08	243.23	175.06	238.84	211.93	190.82	111.33	309.26	754.19	251.67	243.71
Lahore	197.65	219.98	353.91	219.36	148.58	250.98	198.87	167.51	104.55	221.08	208.26	248.90	290.03
Gujranwala	201.72	211.73	411.66	210.64	179.58	237.50	165.07	166.56	111.96	225.91	161.62	243.76	211.20
Sialkot	195.31	209.46	393.76	180.04	171.39	182.16	157.40	186.98	115.82	296.50	187.03	201.49	205.75
Faisalabad	210.62	219.50	382.79	208.98	193.96	197.49	182.51	166.53	125.55	232.34	196.70	258.87	211.87
Multan	206.08	215.26	372.82	206.69	184.41	210.25	168.57	166.04	141.65	226.13	201.28	248.60	218.98
Sargodha	220.00	213.18	404.23	215.62	225.21	254.22	183.21	213.36	111.88	251.19	211.31	343.58	246.28
Bahawalpur	223.86	218.16	399.08	266.43	219.53	221.76	168.97	175.83	176.06	263.04	245.36	222.19	213.80
Karachi	204.15	215.96	396.94	246.24	156.54	241.22	171.69	151.36	117.56	228.05	194.78	286.16	277.04
Hyderabad	195.53	214.01	399.96	202.28	150.53	190.26	172.01	169.04	113.49	193.11	262.75	241.68	220.72
Sukkur	207.76	215.01	389.85	242.88	171.48	205.45	163.24	171.62	111.36	174.18	326.87	268.82	211.95
Larkana	220.57	217.22	378.97	238.76	217.50	231.90	274.43	170.01	125.95	186.36	222.10	302.94	283.97
Peshawar	215.05	218.10	392.43	268.55	176.29	241.84	220.32	195.93	113.68	276.40	292.18	256.29	299.84
Bannu	218.36	220.16	427.46	210.65	220.66	245.80	172.46	179.27	113.86	232.46	201.89	339.15	275.75
Quetta	202.12	207.94	393.41	188.18	193.87	185.76	177.24	206.58	124.60	179.08	224.27	240.37	215.86
Khuzdar	209.17	216.46	421.22	219.48	174.61	239.66	206.11	182.85	126.71	174.51	209.33	469.56	223.65

**Income Quintile 2**

Rawalpindi	228.85	232.47	419.64	249.68	214.56	232.08	218.40	206.70	108.02	255.53	355.72	283.75	229.51
Islamabad	220.39	232.04	421.21	250.23	172.21	235.47	201.83	171.28	109.23	236.94	622.61	261.02	237.33
Lahore	196.67	219.27	359.85	217.56	151.12	256.66	192.08	157.02	104.22	220.99	212.78	254.43	283.79
Gujranwala	200.92	211.97	417.17	206.78	183.46	229.54	163.68	161.90	112.61	242.07	150.16	258.17	211.04
Sialkot	193.40	207.74	390.27	184.27	175.13	180.24	163.93	170.98	121.63	326.78	184.88	199.33	191.04
Faisalabad	208.79	219.63	385.54	210.77	198.03	203.21	178.33	162.79	119.72	226.80	189.87	248.05	212.52
Multan	205.71	216.91	372.61	205.89	189.16	207.71	166.10	157.53	133.50	233.75	205.73	245.22	216.57
Sargodha	221.37	214.39	397.08	215.00	231.44	255.11	188.14	191.20	105.38	260.32	214.27	338.30	250.57
Bahawalpur	223.84	219.42	399.38	257.47	223.12	228.39	174.39	158.17	175.36	254.39	313.33	226.39	212.33
Karachi	205.25	217.93	393.69	240.85	160.25	233.44	171.08	151.82	121.60	216.39	197.87	286.45	264.59
Hyderabad	196.69	214.53	397.57	202.99	154.46	193.03	176.56	170.50	115.09	185.01	304.35	244.76	222.22
Sukkur	207.74	215.44	378.34	242.60	176.40	201.24	165.63	176.60	108.78	176.39	315.99	269.68	210.11
Larkana	224.22	220.61	377.36	240.12	221.77	226.11	282.68	180.07	133.13	187.74	225.64	305.80	281.40
Peshawar	215.03	219.12	395.47	272.74	180.64	238.18	213.52	185.00	120.64	252.54	268.99	256.59	292.26
Bannu	217.60	219.27	418.96	211.25	218.76	239.59	174.07	175.21	116.98	220.19	261.12	316.39	296.55
Quetta	202.64	210.41	385.00	190.47	198.18	186.31	178.54	177.18	119.60	179.30	211.60	239.69	214.65
Khuzdar	206.78	216.92	410.14	220.71	162.04	252.58	214.35	164.75	130.84	183.89	195.62	458.92	219.94

Contd.

**7.6 Combined Consumer Price Index Numbers by Quintile,  
Major Commodity Groups for Selected Cities  
December, 2016  
(2007-2008=100)**

Cities	General	Food & non-alcoholic Beverages	Alcoholic Beverages, Tobacco	Clothing & footwear	Housing, water, Elec., Gas & other fuels	Furnishing & household equipment maintenance	Health	Transport	Communication	Recreation & culture	Education	Restaurants & hotels	Misc. goods & services
--------	---------	--------------------------------	------------------------------	---------------------	--	--	--------	-----------	---------------	----------------------	-----------	----------------------	------------------------

**Income Quintile 3**

Rawalpindi	228.19	231.19	408.97	253.17	215.90	232.31	227.81	183.79	112.36	243.58	316.32	288.14	234.28
Islamabad	219.69	232.44	386.17	243.60	166.98	235.72	195.81	174.47	114.25	225.20	755.53	249.52	251.13
Lahore	195.26	220.63	356.18	219.28	141.86	257.34	193.17	154.01	107.30	222.08	201.23	251.32	286.97
Gujranwala	198.63	212.27	413.45	210.98	176.62	223.85	162.64	152.79	116.97	217.20	150.82	243.42	211.65
Sialkot	192.07	206.99	367.28	186.34	170.24	185.93	161.04	158.06	128.72	302.02	176.52	196.00	192.79
Faisalabad	207.59	220.95	376.90	210.37	195.31	202.58	178.28	156.19	120.90	225.77	191.50	236.88	212.81
Multan	204.13	216.41	371.11	204.31	185.36	198.96	168.00	155.48	135.11	224.27	213.52	240.96	215.07
Sargodha	221.07	213.26	395.17	215.97	235.91	255.71	180.11	177.93	110.68	254.68	254.52	358.56	249.65
Bahawalpur	223.76	219.66	406.44	261.12	225.05	230.18	168.68	156.02	175.88	241.33	248.58	222.29	216.01
Karachi	205.42	218.51	397.59	237.55	152.74	228.45	169.92	151.27	123.55	211.36	202.08	286.35	260.68
Hyderabad	193.98	213.84	396.96	204.39	143.32	194.85	175.34	167.06	123.89	190.29	301.95	245.34	225.97
Sukkur	204.74	215.07	375.72	243.78	166.39	204.06	158.92	165.56	110.29	175.96	317.69	265.53	209.71
Larkana	225.04	223.27	362.83	237.26	222.99	226.09	269.42	177.71	133.80	188.32	225.64	299.90	302.84
Peshawar	211.94	217.77	383.34	273.22	174.02	239.23	210.58	188.77	119.28	230.95	279.87	256.91	283.13
Bannu	215.28	219.45	430.46	218.04	217.67	229.11	172.05	163.83	120.44	209.98	208.38	323.02	294.38
Quetta	200.03	210.64	365.47	190.83	195.53	185.19	180.79	161.08	118.98	177.28	212.57	232.59	210.12
Khuzdar	204.50	219.35	400.69	218.60	151.26	245.72	224.66	159.48	132.03	180.40	205.64	443.60	221.70

**Income Quintile 4**

Rawalpindi	228.26	230.88	402.91	256.97	219.71	237.84	228.98	184.33	115.08	222.47	293.04	288.80	240.53
Islamabad	222.05	232.98	380.85	244.40	173.26	235.80	206.84	178.13	125.27	213.46	685.81	259.53	247.02
Lahore	195.04	221.62	350.16	219.06	156.03	254.54	190.19	149.05	112.05	212.64	201.41	249.14	286.62
Gujranwala	198.49	212.04	398.60	213.62	186.30	210.07	164.61	147.96	122.48	215.93	150.35	245.11	206.44
Sialkot	194.15	209.26	374.46	189.56	183.66	181.97	158.15	158.05	136.31	269.54	175.59	196.74	190.22
Faisalabad	206.84	222.20	377.84	211.29	202.47	202.48	178.04	149.45	123.23	209.86	205.33	238.80	217.37
Multan	204.85	216.61	364.70	205.86	197.04	198.81	163.86	151.81	138.15	213.48	218.34	235.87	219.53
Sargodha	223.70	215.32	388.25	217.59	238.52	265.77	180.86	172.40	116.79	281.33	285.16	355.22	250.37
Bahawalpur	223.32	219.85	401.15	257.89	227.62	227.44	168.93	155.90	175.57	233.57	288.00	219.40	219.48
Karachi	205.93	219.35	398.64	237.96	165.25	238.47	169.81	150.17	127.73	206.55	204.81	286.48	258.43
Hyderabad	195.01	214.60	393.58	204.68	158.37	193.62	176.28	161.80	130.10	189.10	294.05	246.40	229.99
Sukkur	206.58	216.74	361.10	244.03	180.92	206.50	162.46	154.16	116.83	175.16	314.91	265.93	216.81
Larkana	228.60	228.16	328.68	236.94	226.43	227.80	280.13	170.85	141.66	186.92	248.52	300.74	317.94
Peshawar	212.82	219.67	374.53	272.93	184.38	230.68	224.47	181.09	124.44	231.39	265.04	262.21	278.31
Bannu	218.98	222.88	440.97	223.54	216.82	237.17	166.01	172.84	120.71	197.69	207.78	319.75	301.38
Quetta	201.73	210.90	355.02	194.03	202.56	184.21	180.44	163.36	121.79	175.61	221.57	232.44	206.63
Khuzdar	208.82	221.14	412.19	218.16	168.82	256.71	222.47	159.73	136.27	181.91	218.27	424.17	231.72

Contd.

**Income Quintile 5**

**7.6 Combined Consumer Price Index Numbers by Quintile,  
Major Commodity Groups for Selected Cities  
December, 2016  
(2007-2008=100)**

Cities	General	Food & non-alcoholic Beverages	Alcoholic Beverages, Tobacco	Clothing & footwear	Housing, water, Elec., Gas & other fuels	Furnishing & household equipment maintenance	Health	Transport	Communication	Recreation & culture	Education	Restaurants & hotels	Misc. goods & services
Rawalpindi	230.13	233.84	360.15	256.36	222.40	238.24	220.41	193.24	127.02	206.82	304.32	288.94	269.91
Islamabad	215.95	234.07	343.67	250.31	172.39	241.11	209.65	196.92	130.10	206.04	442.93	272.44	261.91
Lahore	192.37	225.64	306.98	223.38	156.33	243.64	190.07	162.78	126.89	204.18	193.64	257.29	291.07
Gujranwala	195.67	213.42	366.10	216.77	187.71	188.53	163.08	153.36	138.24	195.45	146.13	240.09	215.42
Sialkot	191.31	210.43	343.88	191.97	183.07	180.75	161.38	161.31	138.05	247.62	169.65	200.09	198.19
Faisalabad	204.90	224.42	350.29	211.30	203.62	208.21	172.69	157.29	130.27	200.69	235.52	224.79	224.18
Multan	202.74	220.04	319.61	205.09	198.21	190.83	161.38	164.75	138.84	208.01	237.27	236.17	220.22
Sargodha	231.90	218.59	396.00	231.09	236.37	368.51	175.79	175.29	125.96	239.44	434.37	371.74	263.47
Bahawalpur	225.87	221.93	327.84	256.35	228.10	234.08	165.97	168.77	176.64	231.18	316.94	223.66	227.59
Karachi	205.22	221.36	375.44	239.72	164.34	326.56	169.84	167.01	139.45	196.97	210.85	286.97	260.21
Hyderabad	193.04	216.06	364.38	207.57	159.59	180.23	174.08	168.79	140.26	178.31	294.89	249.53	237.05
Sukkur	206.40	218.68	332.67	244.07	182.30	204.82	157.83	160.16	127.74	171.82	361.31	265.48	223.13
Larkana	228.56	227.45	310.92	235.83	225.87	231.14	291.04	173.60	146.16	174.11	322.82	298.23	300.44
Peshawar	207.95	220.37	342.79	269.77	183.28	222.59	201.13	189.10	130.32	190.63	263.19	258.63	265.82
Bannu	215.15	219.85	446.54	215.63	217.11	210.83	166.20	147.50	123.83	203.67	299.68	332.02	258.81
Quetta	202.38	214.04	305.62	193.50	205.54	170.68	172.70	166.66	129.25	173.39	221.77	237.17	212.23
Khuzdar	206.14	220.83	339.19	226.87	161.81	253.74	207.83	154.68	145.11	187.82	212.07	451.58	245.96
<b><u>Aggregate</u></b>													
Rawalpindi	228.84	232.67	383.42	255.82	219.17	237.78	222.69	191.58	122.97	214.87	304.32	288.44	259.92
Islamabad	215.83	233.79	352.49	249.49	170.64	240.69	208.72	195.85	129.32	208.09	455.43	271.91	260.44
Lahore	193.49	222.86	336.29	220.95	153.43	247.17	191.02	159.08	119.76	210.85	196.84	254.62	288.79
Gujranwala	198.25	212.44	395.91	212.74	184.89	205.63	163.76	152.87	127.03	212.74	149.26	243.00	211.68
Sialkot	192.33	209.14	366.61	188.85	179.65	181.82	160.56	160.88	135.00	270.07	173.85	198.68	194.76
Faisalabad	207.00	221.64	374.07	210.75	200.56	205.45	177.03	156.27	125.89	214.56	216.30	237.78	217.70
Multan	203.81	217.69	356.02	205.37	193.68	195.28	164.02	161.52	137.96	214.79	228.80	238.01	218.82
Sargodha	224.43	215.08	394.63	219.33	234.58	300.75	180.97	177.19	117.45	257.55	313.10	359.33	253.74
Bahawalpur	224.50	219.95	383.39	259.23	225.30	230.93	168.45	165.50	176.20	240.23	304.00	222.98	220.02
Karachi	204.57	220.04	386.40	239.26	160.93	302.97	169.94	162.59	135.07	202.21	208.89	286.75	260.35
Hyderabad	194.37	214.77	388.44	205.13	156.35	186.62	175.02	167.03	132.07	184.81	295.40	247.05	231.29
Sukkur	206.47	216.35	362.08	243.60	178.06	204.61	161.49	161.21	118.15	174.40	332.47	266.50	215.71
Larkana	225.65	223.11	355.67	237.83	223.86	228.43	279.82	174.19	137.32	184.80	269.09	301.49	298.77
Peshawar	210.81	219.25	376.88	271.18	181.71	228.08	208.96	188.25	126.44	215.83	265.34	258.59	276.40
Bannu	217.06	220.51	431.96	216.86	217.76	229.53	169.51	162.53	120.30	207.88	242.35	324.11	281.37
Quetta	201.88	211.46	341.21	192.33	201.78	179.79	177.50	165.97	123.95	175.87	219.18	235.32	210.69
Khuzdar	207.59	218.23	404.86	220.03	168.13	248.83	215.69	164.13	132.61	181.08	206.50	451.00	227.77

**7.7 Combined Consumer Price Index Numbers by Income Groups/City  
and Commodity Groups for all Centers Covered in CPI  
December, 2016  
(2007-2008=100)**

Cities	General	Food and non-alcoholic Beverages	Alcoholic Beverages, Tobacco	Clothing and footwear	Housing, water, Elec., Gas and other fuels	Furnishing and household equipment maintenance	Health	Trans-port	Communi-cation	Recre-ation and culture	Edu-cation	Restau-rants and hotels	Misc. goods and services	
Rawalpindi	01	228.84	232.67	383.42	255.82	219.17	237.78	222.69	191.58	122.97	214.87	304.32	288.44	259.92
Islamabad	02	215.83	233.79	352.49	249.49	170.64	240.69	208.72	195.85	129.32	208.09	455.43	271.91	260.44
Attock	03	209.09	220.93	370.07	241.96	159.93	232.25	186.23	184.18	121.89	192.48	341.83	285.69	276.85
Jhelum	04	207.63	220.20	400.15	247.38	183.74	219.01	175.95	174.02	126.07	224.28	240.45	246.01	220.30
Lahore	05	193.49	222.86	336.29	220.95	153.43	247.17	191.02	159.08	119.76	210.85	196.84	254.62	288.79
Sahiwal	06	235.82	233.78	367.42	294.79	229.85	226.55	205.97	169.16	136.94	213.80	336.95	303.59	260.04
Gujranwala	07	198.25	212.44	395.91	212.74	184.89	205.63	163.76	152.87	127.03	212.74	149.26	243.00	211.68
Wazirabad	08	209.53	226.88	414.96	217.78	194.54	201.45	155.28	153.10	128.25	217.85	149.63	250.28	218.11
Sialkot	09	192.33	209.14	366.61	188.85	179.65	181.82	160.56	160.88	135.00	270.07	173.85	198.68	194.76
Faisalabad	10	207.00	221.64	374.07	210.75	200.56	205.45	177.03	156.27	125.89	214.56	216.30	237.78	217.70
Jhang	11	222.98	224.13	359.91	302.36	205.19	239.47	237.05	167.22	136.57	222.90	176.51	283.02	227.89
Multan	12	203.81	217.69	356.02	205.37	193.68	195.28	164.02	161.52	137.96	214.79	228.80	238.01	218.82
Muzaffargarh	13	211.67	226.21	361.65	233.38	185.80	200.91	173.59	158.36	141.48	226.51	197.18	279.36	229.60
D. G. Khan	14	218.96	225.58	366.94	261.15	229.47	219.58	189.10	151.39	122.88	197.41	124.01	221.41	186.50
Vehari	15	205.82	223.86	388.74	220.76	189.49	212.86	143.03	153.90	132.03	218.01	190.37	271.79	241.81
Sargodha	16	224.43	215.08	394.63	219.33	234.58	300.75	180.97	177.19	117.45	257.55	313.10	359.33	253.74
Mianwali	17	239.25	237.20	415.30	193.39	281.84	221.25	171.38	161.58	108.44	260.76	351.45	262.75	259.02
Bahawalpur	18	224.50	219.95	383.39	259.23	225.30	230.93	168.45	165.50	176.20	240.23	304.00	222.98	220.02
Bahawalnagar	19	218.92	226.44	374.28	270.38	209.12	252.43	181.42	147.85	139.47	226.24	209.53	311.14	223.44
R. Y. Khan	20	217.89	222.88	391.38	272.52	206.42	237.29	162.98	159.03	126.06	217.55	307.84	275.03	223.70
Karachi	21	204.57	220.04	386.40	239.26	160.93	302.97	169.94	162.59	135.07	202.21	208.89	286.75	260.35
Hyderabad	22	194.37	214.77	388.44	205.13	156.35	186.62	175.02	167.03	132.07	184.81	295.40	247.05	231.29
Nawabshah	23	248.61	249.24	356.61	292.90	202.62	242.82	232.07	162.34	138.69	164.78	617.06	324.45	421.10
Mirpukhas	24	208.92	223.63	379.72	205.66	185.05	190.12	171.50	163.66	114.72	171.41	305.13	293.33	231.36
Mithi	25	222.81	220.73	385.86	202.41	241.59	185.39	165.23	157.64	112.82	150.89	337.10	290.51	257.16
Sukkur	26	206.47	216.35	362.08	243.60	178.06	204.61	161.49	161.21	118.15	174.40	332.47	266.50	215.71
Larkana	27	225.65	223.11	355.67	237.83	223.86	228.43	279.82	174.19	137.32	184.80	269.09	301.49	298.77
Dadu	28	212.80	233.34	370.94	217.05	176.26	214.58	157.38	162.68	120.09	175.83	452.03	258.52	209.07
Peshawar	29	210.81	219.25	376.88	271.18	181.71	228.08	208.96	188.25	126.44	215.83	265.34	258.59	276.40
Mardan	30	241.11	217.92	386.10	304.28	252.49	227.42	202.27	199.70	124.91	242.80	446.96	275.08	315.36
Abbottabad	31	222.70	225.32	355.13	281.16	167.45	314.47	224.10	212.92	147.52	229.34	298.12	284.89	240.18
Bannu	32	217.06	220.51	431.96	216.86	217.76	229.53	169.51	162.53	120.30	207.88	242.35	324.11	281.37
D. I. Khan	33	214.34	224.77	329.89	209.44	235.09	204.52	179.59	153.26	112.59	168.25	209.86	258.55	215.90
Mingora	34	232.67	229.44	369.73	279.85	201.29	233.11	267.00	191.07	131.48	231.02	248.79	338.63	426.75
Quetta	35	201.88	211.46	341.21	192.33	201.78	179.79	177.50	165.97	123.95	175.87	219.18	235.32	210.69
Turbat	36	216.02	203.98	333.67	204.33	260.24	211.65	194.11	140.09	118.94	145.51	248.37	316.34	217.07
Gawadar	37	204.44	215.24	266.50	217.34	188.68	210.73	196.92	133.97	109.28	118.90	266.82	367.08	215.77
Loralai	38	226.04	232.53	401.05	226.35	230.48	192.52	209.57	166.33	116.27	204.17	209.21	324.63	242.56
Khuzdar	39	207.59	218.23	404.86	220.03	168.13	248.83	215.69	164.13	132.61	181.08	206.50	451.00	227.77
D. M. Jamali	40	213.94	222.61	377.29	208.47	192.28	223.31	209.56	177.16	123.71	159.77	236.66	284.25	216.39

## 7.8 Index Numbers of Wholesale Prices by Commodity Groups

Year / month	General	Agriculture Forestry & Fishery Product	Others & Minerals electricity gas & water	Food product Beverages & tobacco Textile Apparel & Leather Product	Other transportable Goods	Metal product Machinery & Equipment
--------------	---------	---	---	--	------------------------------	---

(2007-08=100)

2011-12	181.29	185.04	182.74	176.07	194.64	152.55
2012-13	194.61	198.23	211.17	188.39	203.93	159.29
2013-14	158.88	165.52	163.62	156.11	162.99	132.02
2014-15	209.85	220.56	245.47	206.76	197.12	172.72
2015-16	207.64	226.43	244.24	213.58	171.21	171.46
2015 Dec	207.37	221.68	247.36	213.69	174.69	171.11
2016 Jan	206.27	221.9	247.48	214.54	168.43	170.69
Feb	205.05	221.23	245.89	215.03	164.03	170.44
Mar	204.22	221.02	245.22	214.66	161.42	170.45
Apr	206.87	229.78	244.59	214.9	162.91	171.22
May	208.01	233.26	244.11	215.79	162.49	172.56
Jun	210.88	239.12	244.28	218.71	164.46	172.48
Jul	215.81	253.54	241.43	223.61	164.40	172.94
Aug	215.75	251.53	241.26	225.84	163.50	172.82
Sep	214.61	246.87	241.64	225.26	164.47	172.51
Oct	214.53	247.04	242.01	224.34	165.08	172.38
Nov	214.07	242.47	242.44	225.93	165.19	174.10
Dec	213.76	240.83	242.61	224.74	167.14	174.28

---

## 7.9 Index Numbers of Wholesale Prices by Commodities

Year/month	AGRICULTURE FORESTRY & FISHERY										
	Wheat	Maize	Rice	Sorghum/ Jowar	Millet/ Bajra	Vegetables	Fresh Fruits	Dry Fruits	Cotton Seeds	Other oil Seeds	Edible Roots Potatoes
(2007-08=100)											
2011-12	163.44	159.77	149.45	191.12	153.77	211.52	175.48	181.96	189.55	166.98	175.20
2012-13	188.52	174.74	165.42	211.29	177.02	216.66	216.05	181.47	168.92	177.67	162.82
2013-14	227.13	185.28	177.67	279.98	179.06	254.41	226.73	201.66	185.58	178.30	314.12
2014-15	209.29	191.65	172.20	300.13	173.82	255.40	245.60	227.30	208.86	179.03	314.37
2015-16	209.07	194.53	147.58	291.34	192.41	258.45	254.69	245.18	249.16	162.08	152.76
2015 Dec	218.20	182.47	142.70	258.26	181.34	219.72	207.01	242.59	253.39	162.29	193.69
2016 Jan	218.54	181.99	143.44	263.42	182.56	198.21	214.11	253.58	265.71	162.64	150.23
Feb	220.02	189.65	141.69	263.80	176.35	204.49	231.68	250.92	257.94	157.46	118.35
Mar	218.68	193.96	143.85	278.40	184.22	209.51	244.90	248.22	253.39	156.93	112.72
Apr	207.11	205.56	142.90	286.45	187.00	277.16	267.02	248.97	254.81	159.83	104.08
May	199.04	209.33	143.34	286.07	193.10	201.87	282.91	251.32	251.49	165.14	111.80
Jun	202.00	204.06	146.08	283.56	198.98	246.21	305.11	247.44	263.29	170.50	177.50
Jul	204.39	204.55	148.12	277.01	218.25	361.19	307.84	247.50	273.95	171.21	226.53
Aug	204.89	204.55	149.84	268.83	214.70	342.81	257.27	236.23	260.45	171.21	251.32
Sep	205.26	196.67	149.55	264.05	210.05	354.30	248.15	241.88	260.92	170.86	256.45
Oct	209.05	190.54	147.78	258.01	182.73	348.51	248.10	244.62	255.71	174.88	250.44
Nov	211.20	191.32	148.65	242.91	171.85	295.08	202.51	244.77	260.78	177.55	281.67
Dec	212.55	186.79	148.27	236.86	168.85	228.09	209.13	249.28	267.33	182.29	237.47

Contd.

## 7.9 Index Numbers of Wholesale Prices by Commodities

Year/month	AGRICULTURE FORESTRY & FISHERY											
	Stimulant & spice crops	Pulses	Sugar crops	Fibre crops	Unmanufactured tobacco	Poultry	Milk from bovine animals	Eggs	Raw animal material / wool	Hides&fur skins wool	Fuel wood in logs	Fishes fresh or chilled
(2007-08=100)												
2011-12	187.89	212.28	273.92	195.07	167.72	186.89	190.29	180.67	134.34	131.07	190.47	144.71
2012-13	184.68	204.81	267.92	193.56	171.49	178.40	213.81	191.02	138.84	139.08	215.48	191.11
2013-14	316.66	186.74	267.92	217.41	186.62	202.88	225.98	200.17	155.22	145.20	238.11	247.73
2014-15	350.96	207.90	277.32	172.23	213.88	193.98	249.87	204.51	173.19	155.20	252.59	270.19
2015-16	269.52	252.23	286.30	170.39	230.07	191.41	255.23	186.82	176.08	153.18	263.90	354.97
2015 Dec	258.33	250.31	286.29	172.25	229.69	192.50	255.42	214.79	179.16	153.22	263.57	340.91
2016 Jan	251.68	251.59	286.29	174.55	230.02	197.60	255.42	209.40	179.16	151.58	265.76	342.37
Feb	242.72	247.95	286.29	175.71	230.02	151.73	255.42	204.96	177.45	150.46	266.30	336.96
Mar	235.21	247.46	286.29	172.25	230.02	172.94	255.42	161.26	176.96	150.63	266.30	335.61
Apr	234.41	259.57	286.29	174.57	230.61	231.81	256.11	150.83	175.99	151.73	264.77	369.26
May	226.16	280.91	286.34	183.00	233.06	220.59	258.97	150.30	175.56	151.80	264.77	423.43
Jun	218.56	293.16	286.34	180.3	243.77	203.67	258.97	165.23	174.27	150.46	264.77	445.91
Jul	209.95	313.08	286.34	203.00	251.05	188.40	261.80	185.05	173.89	150.46	264.77	469.80
Aug	209.80	310.10	286.34	213.75	255.93	154.96	262.97	205.04	173.89	150.46	264.77	469.80
Sep	260.56	304.53	286.34	195.33	255.73	160.06	262.97	211.44	173.89	142.47	264.77	453.85
Oct	235.64	309.70	293.89	195.52	260.21	190.04	265.22	196.73	173.89	122.45	264.77	455.08
Nov	216.85	312.67	266.42	197.33	265.84	178.62	267.02	251.78	173.89	122.98	269.14	447.65
Dec	226.70	306.52	268.94	204.48	271.72	160.36	267.02	272.03	175.58	116.10	274.82	447.84

Contd.



## 7.9 Index Numbers of Wholesale Prices by Commodities

Year/Month	ORES/MINERALS, GAS & ELECT.				FOOD, BEVERAGES, TOBACCO TEXTILE, APPAREL, LEATHER TEXTILE					
	Coal not Agglomerated	Natural Gas liquified	Salt pure sodium chloride	Electrical Energy	Meat of Animals	Vegetables & fruit Juices	Dried Fruits & Nuts	Fruits & Juices	Vegetable Oil Refined	Vegetable Ghee
(2007-08=100)										
2011-12	149.74	193.29	155.69	176.51	214.40	175.93	197.32	155.58	153.33	141.37
2012-13	209.81	197.43	175.78	226.10	228.80	186.93	219.33	158.67	157.94	141.75
2013-14	223.53	203.85	223.53	281.02	238.93	192.48	221.32	166.33	162.31	141.51
2014-15	223.53	202.94	247.76	292.89	257.56	197.17	226.22	172.75	159.75	132.06
2015-16	191.01	207.76	252.31	293.22	267.79	201.97	239.02	177.58	150.41	119.85
2015 Dec	192.16	210.78	252.31	293.09	267.04	201.36	240.13	177.53	149.34	118.09
2016 Jan	192.16	211.04	252.31	293.09	268.44	201.36	247.99	175.90	149.31	117.91
Feb	174.51	210.01	252.31	293.09	268.53	201.36	250.38	175.90	148.73	118.76
Mar	176.47	208.35	252.31	293.09	268.99	201.36	250.38	175.99	148.47	119.01
Apr	168.63	208.04	252.31	293.09	269.28	202.69	245.68	176.37	150.87	121.50
May	160.78	208.07	252.31	293.09	271.73	203.24	242.58	179.74	151.60	122.60
Jun	160.78	208.42	252.31	293.09	274.34	208.33	238.46	181.90	151.97	121.87
Jul	152.94	208.30	254.33	288.00	276.90	208.88	239.77	182.12	152.00	120.58
Aug	152.94	207.95	254.33	288.00	277.40	208.88	238.61	182.13	151.32	121.34
Sep	152.94	208.75	254.33	288.00	279.82	209.83	238.61	183.49	151.63	123.32
Oct	152.94	209.52	254.33	288.00	279.82	209.83	240.98	183.53	151.00	123.35
Nov	155.29	210.34	231.97	288.00	279.82	211.47	250.67	184.03	151.24	123.44
Dec	155.29	210.67	235.45	288.00	280.41	214.03	261.81	179.33	152.35	125.82

Contd.

## 7.9 Index Numbers of Wholesale Prices by Commodities

Year/month	FOOD, BEVERAGES, TOBACCO TEXTILE, APPAREL, LEATHER TEXTILE												
	Oil cakes	Processed Liquid Milk	Milk & cream in solid form	Ice cream	Dairy Product N.E.C	Wheat Flour	Other cereal Flour	Sugar Refined	Choco late	Sugar Confectionary	Coffee & Tea	Spices	Other Food Product

(2007-08=100)

2011-12	149.51	182.39	170.43	155.81	184.52	151.98	163.80	229.24	100.35	100.56	192.23	267.98	301.28
2012-13	166.19	207.70	171.54	172.43	207.02	172.24	194.72	201.93	99.19	101.34	203.24	279.84	319.16
2013-14	191.83	211.76	196.23	210.37	220.93	205.78	139.04	206.98	99.19	102.28	215.49	193.08	308.00
2014-15	203.54	243.81	219.96	219.91	239.23	198.20	149.19	217.88	99.19	103.59	192.27	189.96	295.24
2015-16	213.66	248.23	218.49	223.59	246.04	196.65	233.09	237.16	100.75	118.70	242.82	189.17	292.27
2015 Dec	218.03	247.57	217.97	219.91	244.60	202.13	229.87	210.55	101.06	118.83	261.86	188.33	292.02
2016 Jan	218.92	247.57	219.09	219.91	245.35	202.19	231.67	226.45	101.06	118.83	264.10	188.40	292.52
Feb	217.76	247.57	219.09	223.70	248.13	201.07	225.94	239.31	101.06	118.83	261.24	189.65	292.52
Mar	224.87	247.57	219.09	225.40	248.13	200.63	225.20	237.73	101.06	118.83	238.86	189.77	292.52
Apr	222.77	248.90	219.24	229.62	247.85	195.65	239.21	240.36	101.06	118.83	234.40	189.67	292.52
May	226.23	248.90	218.99	231.30	248.01	192.67	275.08	241.96	101.06	118.83	232.09	189.79	292.52
Jun	232.54	250.18	219.30	233.72	248.26	192.23	284.71	245.61	101.06	118.83	230.07	190.22	292.52
Jul	235.62	251.20	220.87	238.04	248.53	193.90	309.70	254.89	99.45	118.83	230.02	190.20	293.85
Aug	235.25	252.73	221.01	238.04	248.53	193.41	309.22	267.60	99.45	118.83	230.46	190.20	293.85
Sep	231.01	257.57	221.24	238.04	248.76	192.40	299.87	269.18	99.45	118.83	230.56	190.12	293.85
Oct	226.38	257.57	220.59	238.04	249.21	194.90	307.94	262.43	99.45	128.15	230.56	190.17	293.85
Nov	227.22	257.57	220.54	238.04	252.52	196.86	327.54	272.80	99.45	128.15	232.40	190.38	293.85
Dec	229.61	257.57	218.90	238.04	252.95	196.85	328.97	235.83	100.00	128.44	240.04	190.44	293.85

Contd.

## 7.9 Index number of wholesale prices by commodities

Year/month	FOOD, BEVERAGES, TOBACCO TEXTILE, APPAREL, LEATHER TEXTILE									
	Mineral Water	Beverages	Tobacco Product	Cotton Yarn	Nylon Yarn	Blended Yarn	Woven Fabrics	Cotton Fabrics	Other Fabrics	Silk & Reyon Fabrics
(2007-08=100)										
2011-12	163.62	133.28	175.62	196.06	190.80	194.74	163.54	167.42	154.74	139.06
2012-13	168.78	137.45	208.80	208.38	181.46	193.63	196.76	175.90	166.96	152.04
2013-14	182.07	151.87	246.42	213.03	178.22	198.57	222.82	189.15	182.16	161.87
2014-15	186.75	170.90	296.01	180.86	157.07	189.75	247.06	199.86	207.66	177.39
2015-16	190.57	172.11	378.88	173.44	147.60	180.47	270.86	203.54	218.26	187.05
2015 Dec	188.35	171.95	387.30	177.62	147.08	180.89	275.66	201.65	217.81	186.80
2016 Jan	189.02	171.95	387.30	175.73	147.08	178.32	275.66	201.65	217.81	186.80
Feb	189.02	171.95	387.30	175.22	147.08	175.44	275.66	201.65	217.82	186.80
Mar	194.37	172.44	387.30	174.54	147.08	175.44	275.66	204.95	218.24	186.80
Apr	194.37	172.44	390.01	173.67	147.08	176.66	275.66	206.45	220.25	188.44
May	194.37	172.44	390.01	175.29	147.08	176.75	279.42	208.84	222.36	190.96
Jun	195.81	172.44	435.03	175.50	147.08	176.75	279.69	209.07	222.56	191.10
Jul	196.22	172.44	435.03	197.57	147.08	177.11	279.69	208.84	222.36	190.96
Aug	196.22	172.44	435.03	204.03	147.08	177.65	279.69	209.09	224.29	190.96
Sep	197.57	172.44	435.03	194.81	147.08	179.64	279.69	209.09	224.29	190.96
Oct	197.57	172.33	435.03	191.17	143.99	179.64	286.46	209.09	224.29	190.96
Nov	197.57	172.33	435.03	191.63	143.99	179.94	286.46	209.09	224.94	191.76
Dec	198.57	172.33	435.03	194.35	143.99	180.58	310.72	209.34	224.40	189.21

Contd.

## 7.9 Index number of wholesale prices by commodities

Year / month	FOOD, BEVERAGES, TOBACCO TEXTILE, APPAREL, LEATHER TEXTILE										
	Towels	Blankets	Bedsheet	Quilt	Woolen Carpets	Synthetic Carpets	Hosiery Product	Ready made Garments	Leather without Hairs	Other Leather N.E.C	Foot wears
(2007-08=100)											
2011-12	181.78	150.59	165.52	144.49	105.11	147.81	155.38	125.21	109.08	120.09	110.49
2012-13	202.34	179.22	201.81	150.78	106.55	116.43	176.65	137.23	111.60	130.47	134.42
2013-14	231.49	205.36	230.69	166.21	110.96	115.50	191.70	156.73	168.48	288.58	134.22
2014-15	257.45	230.50	249.94	187.32	130.72	124.64	212.44	184.42	215.90	221.91	134.22
2015-16	267.20	241.24	256.29	198.19	155.16	128.26	222.15	193.88	220.42	206.93	137.54
2015 Dec	267.20	243.93	256.29	198.00	142.86	129.25	222.88	193.27	221.97	207.64	137.38
2016 Jan	267.20	243.93	256.29	201.47	154.76	129.25	222.52	193.27	221.97	207.64	137.38
Feb	267.20	243.93	256.29	201.47	166.67	129.25	222.52	193.27	221.97	207.31	137.38
Mar	267.20	243.93	256.29	201.47	181.55	129.25	222.52	193.27	221.97	207.31	139.36
Apr	267.20	243.93	256.29	198.00	181.55	129.25	222.52	193.27	221.97	207.31	140.89
May	267.20	243.93	256.29	198.00	181.55	129.25	222.52	194.45	221.97	207.31	141.36
Jun	267.20	243.93	256.29	195.68	181.55	129.25	222.52	199.39	221.97	207.31	142.43
Jul	267.20	243.93	256.29	198.00	181.55	129.25	222.52	199.61	221.97	207.31	143.05
Aug	267.20	243.93	256.29	198.00	181.55	129.25	224.73	200.66	221.97	207.31	143.97
Sep	267.20	243.93	256.29	198.00	196.43	129.25	224.11	200.55	221.97	207.31	143.97
Oct	267.20	247.38	257.96	199.16	196.43	129.25	225.43	200.44	221.97	207.31	145.51
Nov	271.17	247.52	257.96	203.79	196.43	129.25	241.05	200.44	229.40	207.31	145.51
Dec	271.17	247.52	257.96	203.79	196.43	129.25	241.83	201.70	226.61	207.31	145.51

Contd.

## 7.9 Index number of wholesale prices by commodities

Year/month	OTHER TRANSPORTABLE GOODS												
	Timber	Printing Paper	Hard Board	Coke	Motor Sprit	Diesel Oil	Kerosine Oil	Furnace Oil	Mobile Oil	Chemicals	Dying Materials	Fertilizers	Pesticides
(2007-08=100)													
2011-12	139.00	127.83	150.70	159.41	155.00	240.05	241.84	200.78	173.18	144.52	105.67	258.65	164.20
2012-13	149.51	158.66	193.63	163.45	168.70	257.74	260.42	177.08	183.78	154.14	105.42	261.38	195.99
2013-14	170.36	169.84	220.14	163.45	184.99	271.23	283.49	176.90	194.20	171.90	115.91	266.33	227.17
2014-15	195.72	167.58	218.10	163.45	147.81	214.81	228.04	132.51	201.20	196.13	145.04	272.04	281.42
2015-16	214.44	163.34	199.14	163.45	120.71	157.60	137.91	70.22	198.20	184.23	146.55	267.53	310.85
2015 Dec	214.43	161.82	197.92	163.45	128.80	171.49	150.01	65.28	199.78	182.83	146.55	271.62	312.37
2016 Jan	216.25	161.82	197.92	163.45	128.80	155.51	128.46	50.24	199.78	182.92	146.55	270.92	312.37
Feb	216.79	161.82	197.92	163.45	120.33	142.84	115.11	48.20	196.00	183.07	146.55	266.79	312.37
Mar	220.36	161.82	197.92	163.45	106.00	134.76	115.11	51.43	196.00	182.47	146.55	264.83	312.37
Apr	220.36	161.82	197.92	163.45	108.54	136.30	115.11	58.58	196.00	182.61	146.55	262.47	312.37
May	220.36	161.82	197.92	163.45	108.54	136.30	115.11	62.54	196.00	178.78	146.55	256.25	312.37
Jun	220.36	166.34	212.50	163.45	108.54	136.30	115.11	76.28	196.00	178.23	146.55	250.41	312.37
Jul	220.36	165.84	212.50	163.45	108.54	144.34	115.11	80.24	196.00	178.21	146.55	227.23	312.37
Aug	220.36	164.90	197.92	163.45	108.54	144.34	115.11	75.95	196.00	177.26	146.55	226.26	308.79
Sep	220.36	164.90	197.92	163.45	108.54	144.34	115.11	80.68	196.00	177.38	146.55	224.61	308.79
Oct	224.68	164.90	197.92	163.45	108.54	144.34	115.11	85.40	195.35	177.41	146.55	221.56	308.79
Nov	224.68	164.90	197.92	163.45	108.54	144.34	115.11	92.32	195.35	175.41	146.55	216.35	308.75
Dec	225.41	165.63	220.83	163.45	111.92	147.31	115.11	96.87	196.91	175.83	146.55	215.07	304.43

Contd.

## 7.9 Index number of wholesale prices by commodities

Year / month	OTHER TRANSPORTABLE GOODS												
	Insecticides	Paints & Varnishes	Medicines	Soaps & Detergent	Auto Tyers	Plastic Products	Glass Sheets	Other Glass Articles	Ceramics & Sanitary	Bricks Blocks & Tiles	Cement	Bed Foams	Matches
(2007-08=100)													
2011-12	125.90	187.97	117.18	151.04	171.17	179.77	168.41	206.10	136.90	165.89	162.19	126.38	118.84
2012-13	120.85	237.85	138.59	167.01	180.56	193.02	192.56	199.82	158.32	176.20	185.77	141.29	132.57
2013-14	143.37	260.43	139.76	180.26	185.96	201.16	207.04	212.10	182.46	193.91	203.42	148.32	143.20
2014-15	160.37	285.05	144.94	178.53	190.42	216.58	220.72	234.52	213.29	206.14	208.01	154.60	146.44
2015-16	135.83	295.05	151.50	176.76	188.83	228.68	231.30	247.70	226.84	215.66	206.72	161.34	162.62
2015 Dec	134.66	295.36	146.89	181.28	192.83	231.05	231.30	243.63	227.13	217.47	206.53	157.17	162.62
2016 Jan	134.66	295.36	146.89	181.44	192.68	229.95	231.30	243.63	226.78	216.96	206.70	157.17	162.62
Feb	129.81	295.36	153.18	183.70	186.64	226.58	231.30	243.63	227.51	216.02	206.70	167.67	162.62
Mar	133.20	295.36	156.79	182.03	184.65	226.58	231.30	243.63	227.51	217.05	206.40	167.67	162.62
Apr	135.79	295.36	160.98	182.24	184.65	226.58	231.30	243.63	227.51	217.83	205.87	167.67	162.62
May	134.92	295.36	161.67	183.12	181.25	227.58	231.30	254.36	230.06	220.40	205.35	167.67	162.62
Jun	135.64	295.36	162.48	184.58	181.25	228.35	231.30	281.73	231.59	218.86	208.51	167.67	162.62
Jul	137.30	295.36	162.62	185.10	181.25	228.35	233.11	299.07	231.59	218.73	211.95	158.83	162.62
Aug	137.12	295.36	162.78	185.30	181.25	228.35	247.94	299.07	233.48	218.86	211.14	158.83	162.62
Sep	135.58	295.36	168.09	186.25	181.25	228.35	247.94	299.07	233.48	218.21	213.44	160.50	162.62
Oct	135.58	295.36	168.17	187.54	181.83	228.35	282.43	299.07	233.48	218.83	212.72	160.50	162.62
Nov	135.98	295.36	168.53	187.81	177.38	225.73	283.21	299.07	234.18	219.15	212.63	164.33	162.62
Dec	138.00	296.43	168.57	190.20	176.87	225.73	297.20	305.47	234.18	219.02	213.07	167.17	162.62

Contd.

## 7.9 Index number of wholesale prices by commodities

Year/month	METAL PRODUCT MACHINERY & EQUIPMENT									
	Pig Iron	Steel Bars & Sheets	Pipe Fittings	Steel Products	Engine & Motors	Vacuum Pumps	Air Conditioners	Cultivators	Chuff Cutter	Tractors
(2007-08=100)										
2011-12	128.97	133.06	140.66	152.22	109.07	115.39	165.34	184.47	131.97	177.34
2012-13	128.97	134.92	143.38	162.79	109.07	115.39	174.17	187.71	140.67	161.96
2013-14	128.97	140.15	163.38	169.47	109.07	115.39	180.79	215.46	146.36	188.81
2014-15	128.97	144.81	189.28	173.11	109.07	115.39	195.28	224.52	149.20	214.54
2015-16	128.97	128.59	193.28	175.40	109.14	115.24	200.41	219.76	149.20	207.71
2015 Dec	128.97	127.00	194.96	176.27	109.07	115.39	200.18	219.76	149.20	205.43
2016 Jan	128.97	125.33	193.06	176.27	109.07	115.39	200.18	219.76	149.20	205.43
Feb	128.97	123.59	193.06	176.83	109.24	115.39	200.18	219.76	149.20	205.43
Mar	128.97	123.70	193.06	176.80	109.24	114.95	201.18	219.76	149.20	205.43
Apr	128.97	127.90	193.06	176.99	109.24	114.95	201.18	219.76	149.20	205.43
May	128.97	127.17	193.63	176.99	109.24	114.95	201.18	219.76	149.20	205.43
Jun	128.97	125.30	193.63	176.99	109.24	114.95	201.18	219.76	149.20	205.43
Jul	128.97	124.34	193.63	176.99	109.24	114.95	201.18	219.76	149.20	203.68
Aug	128.97	122.74	193.63	176.99	109.24	114.95	201.18	219.76	149.20	203.68
Sep	128.97	120.46	193.63	176.99	109.24	114.95	201.18	219.76	149.20	203.68
Oct	128.97	120.20	193.63	177.06	109.24	114.95	201.18	190.66	149.20	201.75
Nov	128.97	126.37	193.63	177.38	128.30	133.32	201.18	190.66	153.46	201.75
Dec	128.97	127.05	203.49	177.38	116.98	123.69	199.33	190.66	153.46	201.75

Contd.

## 7.9 Index number of wholesale prices by commodities

Year / month	METAL PRODUCT MACHINERY & EQUIPMENT								
	Lathe Machine	Concrete Mixer	Refrige Wash & Sew mach Iron	Electrical Wires	Lighting Equip-ments	Radio & Television	Motor Vehicles	Motor Cycles	Bicycles
(2007-08=100)									
2011-12	147.58	138.83	162.92	160.69	141.05	130.71	155.07	122.52	166.65
2012-13	147.68	138.83	167.54	160.01	147.57	127.52	170.90	125.06	177.20
2013-14	186.40	138.83	188.44	173.65	163.03	126.49	179.74	125.61	181.58
2014-15	208.81	138.83	197.51	186.83	166.63	126.49	182.92	127.07	184.24
2015-16	208.81	138.83	199.91	194.12	167.74	127.36	184.05	125.89	185.97
2015 Dec	208.81	138.83	200.43	195.19	167.30	126.49	183.03	125.89	185.63
2016 Jan	208.81	138.83	199.36	195.19	167.30	126.49	184.14	125.89	185.63
Feb	208.81	138.83	199.42	195.19	167.30	126.49	185.25	125.89	185.63
Mar	208.81	138.83	199.37	195.19	167.30	126.49	185.25	125.89	185.63
Apr	208.81	138.83	200.02	195.19	167.30	126.49	185.25	125.89	185.63
May	208.81	138.83	201.77	195.19	169.52	129.97	185.25	125.89	187.65
Jun	208.81	138.83	201.88	195.19	170.34	133.46	185.25	125.89	187.65
Jul	208.81	138.83	204.01	195.19	172.03	135.55	185.25	125.89	187.65
Aug	214.81	138.83	204.03	195.19	172.03	140.42	185.25	125.89	187.65
Sep	221.65	138.83	204.03	195.19	172.03	140.42	191.39	125.89	187.65
Oct	241.06	138.83	204.00	195.19	171.92	140.42	191.39	125.89	187.65
Nov	241.06	138.83	204.01	200.83	172.50	140.42	191.39	125.89	188.81
Dec	241.06	138.83	207.15	204.51	172.50	140.42	191.39	125.89	187.65



## 7.10 Intercity Wholesale Prices of Selected Commodities

Group/Commodity/Item Specification	Unit	City	Prices (Rs.)			% Change in Dec., 2016 Over	
			Dec.,2016	Nov., 2016	Dec.,2015	Nov., 2016	Dec., 2015
<b>1. Agriculture Forestry &amp; Fishery</b>							
<b>001. Wheat</b>							
0111201. WHEAT AVG. QLTY.	100 KG.	LAH	3412.50	3412.50	3512.50	0.00	-2.85
		FAS	3325.00	3275.00	3400.00	1.53	-2.21
		RAW	3650.00	3550.00	3550.00	2.82	2.82
		MUL	3275.00	3250.00	3350.00	0.77	-2.24
		GUJ	3400.00	3400.00	3700.00	0.00	-8.11
		SAH	3312.50	3156.50	3312.50	4.94	0.00
		SAR	3185.00	3185.00	3225.00	0.00	-1.24
		SKT	3500.00	3500.00	3750.00	0.00	-6.67
		BPR	3387.50	3387.50	3387.50	0.00	0.00
		GJT	3350.00	3350.00	3700.00	0.00	-9.46
		KSR	3362.50	3412.50	3487.50	-1.47	-3.58
		KAR	3650.00	3650.00	3700.00	0.00	-1.35
		HYD	3380.00	3380.00	3445.00	0.00	-1.89
		SKR	3400.00	3400.00	3400.00	0.00	0.00
		LRK	3125.00	3125.00	3125.00	0.00	0.00
		MPK	3000.00	3000.00	3200.00	0.00	-6.25
		NWB	3000.00	3000.00	3250.00	0.00	-7.69
		PSH	3320.00	3200.00	3100.00	3.75	7.10
		BNU	3300.00	3300.00	3425.00	0.00	-3.65
<b>002. Maize</b>							
0112201. MAIZE AVG. QLTY.	40 KG.	LAH	875.00	875.00	950.00	0.00	-7.89
		FAS	850.00	925.00	950.00	-8.11	-10.53
		RAW	1187.50	1187.50	1187.50	0.00	0.00
		SAR	1600.00	1650.00	1150.00	-3.03	39.13
		KSR	825.00	875.00	950.00	-5.71	-13.16
		KAR	1420.00	1460.00	1325.00	-2.74	7.17
		HYD	1025.00	1125.00	1050.00	-8.89	-2.38
		PSH	936.00	900.00	890.00	4.00	5.17
		BNU	1400.00	1400.00	1400.00	0.00	0.00
		QTA	1390.00	1390.00	1390.00	0.00	0.00
<b>003. Rice</b>							
0113201. RICE BASMATI SUP. QLTY.	40 KG.	LAH	3560.00	3560.00	3350.00	0.00	6.27
		FAS	3300.00	3300.00	2700.00	0.00	22.22
		RAW	4725.00	4725.00	4450.00	0.00	6.18
		MUL	3100.00	3150.00	3350.00	-1.59	-7.46
		GUJ	3300.00	3300.00	2450.00	0.00	34.69
		SKT	3100.00	3100.00	2650.00	0.00	16.98
		KAR	3960.00	3960.00	3960.00	0.00	0.00
		HYD	3750.00	3750.00	3775.00	0.00	-0.66
		MPK	3600.00	3600.00	3600.00	0.00	0.00
		PSH	3350.00	3350.00	3450.00	0.00	-2.90
		MNG	3050.00	3050.00	3050.00	0.00	0.00
		QTA	4800.00	4800.00	4800.00	0.00	0.00
0113202. RICE BASMATI BROKEN AVG. QLTY.	40 KG.	LAH	1960.00	1960.00	1730.00	0.00	13.29
		RAW	2825.00	2825.00	2650.00	0.00	6.60
		GUJ	1900.00	1900.00	1900.00	0.00	0.00
		SAH	1625.00	1625.00	1625.00	0.00	0.00
		SKT	1800.00	1800.00	1750.00	0.00	2.86
		BPR	2000.00	2000.00	1750.00	0.00	14.29
		GJT	1800.00	1800.00	1850.00	0.00	-2.70
		KSR	1975.00	1960.00	1790.00	0.77	10.34
		KAR	1950.00	1950.00	1950.00	0.00	0.00
		HYD	1775.00	1775.00	1775.00	0.00	0.00
		SKR	2000.00	2000.00	1600.00	0.00	25.00
		LRK	2400.00	2500.00	2400.00	-4.00	0.00
		MPK	1520.00	1520.00	1300.00	0.00	16.92
		PSH	1650.00	1650.00	1700.00	0.00	-2.94
		BNU	1650.00	1650.00	1650.00	0.00	0.00
		QTA	2000.00	2000.00	2900.00	0.00	-31.03

Contd.

## 7.10 Intercity Wholesale Prices of Selected Commodities

Group/Commodity/Item Specification	Unit	City	Prices (Rs.)			% Change in Dec., 2016 Over	
			Dec.,2016	Nov., 2016	Dec.,2015	Nov., 2016	Dec., 2015
0113203. RICE IRRI-9 PUNJAB	40 KG.	LAH	1780.00	1780.00	1600.00	0.00	11.25
		FAS	1650.00	1650.00	1400.00	0.00	17.86
		RAW	2125.00	2125.00	1975.00	0.00	7.59
		SAR	1800.00	1800.00	1675.00	0.00	7.46
		SKT	1600.00	1600.00	1600.00	0.00	0.00
0113204. RICE IRRI-6 SINDH	40 KG.	QTA	1360.00	1360.00	1360.00	0.00	0.00
		KAR	1320.00	1320.00	1320.00	0.00	0.00
		HYD	1325.00	1325.00	1400.00	0.00	-5.36
		SKR	1440.00	1440.00	1250.00	0.00	15.20
		LTK	1360.00	1360.00	1040.00	0.00	30.77
004. Sorghum / Jowar	40 KG.	NWB	1800.00	1800.00	1630.00	0.00	10.43
		PSH	1500.00	1550.00	1325.00	-3.23	13.21
		QTA	1080.00	1080.00	1600.00	0.00	-32.50
		LAH	1375.00	1375.00	1550.00	0.00	-11.29
		FAS	900.00	900.00	1100.00	0.00	-18.18
0114201. JOWAR AVG. QLTY.	40 KG.	SAR	1550.00	1700.00	2050.00	-8.82	-24.39
		GJT	1350.00	1350.00	1450.00	0.00	-6.90
		KAR	1500.00	1500.00	1430.00	0.00	4.90
		HYD	1025.00	1125.00	1200.00	-8.89	-14.58
		PSH	1710.00	1700.00	1480.00	0.59	15.54
005. Millet / Bajra	40 KG.	LAH	1075.00	1075.00	1225.00	0.00	-12.24
		FAS	920.00	920.00	975.00	0.00	-5.64
		SAR	1250.00	1325.00	1075.00	-5.66	16.28
		GJT	1000.00	1000.00	1160.00	0.00	-13.79
		KAR	1240.00	1300.00	1230.00	-4.62	0.81
0118201. BAJRA AVG. QLTY.	40 KG.	HYD	1025.00	1025.00	1090.00	0.00	-5.96
		PSH	1102.00	1102.00	1420.00	0.00	-22.39
		LAH	2475.00	0.00	1225.00	-----	102.04
		FAS	3100.00	0.00	700.00	-----	342.86
		RAW	3800.00	0.00	1875.00	-----	102.67
0121201. CABBAGE AVG. QLTY.	100 KG.	MUL	3250.00	0.00	2600.00	-----	25.00
		SAR	1975.00	0.00	2450.00	-----	-19.39
		SKT	4000.00	0.00	1550.00	-----	158.06
		KAR	1900.00	0.00	1575.00	-----	20.63
		SKR	4000.00	0.00	1600.00	-----	150.00
		PSH	3200.00	0.00	825.00	-----	287.88
		LAH	1100.00	2575.00	1025.00	-57.28	7.32
		FAS	900.00	2200.00	800.00	-59.09	12.50
		MUL	1500.00	3100.00	1650.00	-51.61	-9.09
		SKT	1600.00	3000.00	1850.00	-46.67	-13.51
0121301. CAULIFLOWER AVG. QLTY.	100 KG.	KAR	2200.00	3750.00	1360.00	-41.33	61.76
		SKR	2000.00	2600.00	1200.00	-23.08	66.67
		MPK	1750.00	4250.00	1500.00	-58.82	16.67
		PSH	750.00	750.00	825.00	0.00	-9.09
		QTA	2600.00	3200.00	1800.00	-18.75	44.44
		LAH	2250.00	3150.00	3050.00	-28.57	-26.23
		FAS	3300.00	2750.00	3000.00	20.00	10.00
		RAW	2700.00	2950.00	3525.00	-8.47	-23.40
		MUL	2200.00	3100.00	2750.00	-29.03	-20.00
		GUJ	3000.00	3100.00	3000.00	-3.23	0.00
0122201. CUCUMBER (KHEERA) AVG. QLTY.	100 KG.	SAR	3225.00	3125.00	4550.00	3.20	-29.12
		SKT	4000.00	4000.00	4000.00	0.00	0.00
		KAR	1300.00	1500.00	1100.00	-13.33	18.18
		HYD	2400.00	2000.00	2500.00	20.00	-4.00
		SKR	2400.00	2000.00	2600.00	20.00	-7.69
		PSH	3000.00	2500.00	3900.00	20.00	-23.08
		BNU	2750.00	3000.00	3200.00	-8.33	-14.06
		QTA	2600.00	2600.00	3000.00	0.00	-13.33

Contd.

## 7.10 Intercity Wholesale Prices of Selected Commodities

Group/Commodity/Item Specification	Unit	City	Prices (Rs.)			% Change in	
			Dec.,2016	Nov., 2016	Dec.,2015	Nov., 2016	Dec., 2015
0122401. TOMATOES AVG. QLTY.	40 KG.	LAH	1255.00	1255.00	1690.00	0.00	-25.74
		FAS	1400.00	1800.00	1500.00	-22.22	-6.67
		RAW	1700.00	1525.00	1950.00	11.48	-12.82
		MUL	1300.00	1100.00	1700.00	18.18	-23.53
		GUJ	1600.00	1600.00	1900.00	0.00	-15.79
		SAH	1837.50	1837.50	2250.00	0.00	-18.33
		SAR	1470.00	1270.00	2025.00	15.75	-27.41
		SKT	1800.00	1400.00	1900.00	28.57	-5.26
		BPR	1480.00	1720.00	1960.00	-13.95	-24.49
		GJT	1800.00	1450.00	1900.00	24.14	-5.26
		KAR	920.00	840.00	840.00	9.52	9.52
		HYD	1300.00	1000.00	1250.00	30.00	4.00
		SKR	880.00	1200.00	1600.00	-26.67	-45.00
		LRK	2800.00	2400.00	3200.00	16.67	-12.50
		MPK	850.00	1500.00	1100.00	-43.33	-22.73
		PSH	1200.00	1300.00	1900.00	-7.69	-36.84
		BNU	900.00	1600.00	1800.00	-43.75	-50.00
MNG	2800.00	1000.00	1825.00	180.00	53.42		
QTA	880.00	1080.00	1880.00	-18.52	-53.19		
0123201. PEAS (MATAR) AVG. QLTY.	100 KG.	LAH	4600.00	14550.00	3750.00	-68.38	22.67
		FAS	5500.00	13500.00	2800.00	-59.26	96.43
		RAW	6100.00	18750.00	3025.00	-67.47	101.65
		GUJ	4500.00	15000.00	3100.00	-70.00	45.16
		SKT	6000.00	18000.00	2500.00	-66.67	140.00
		KAR	6250.00	17000.00	3600.00	-63.24	73.61
		SKR	5000.00	16000.00	4400.00	-68.75	13.64
		MPK	6500.00	0.00	4000.00	-----	62.50
		PSH	6000.00	12000.00	3100.00	-50.00	93.55
		BNU	7000.00	10000.00	3000.00	-30.00	133.33
		QTA	11600.00	13600.00	7000.00	-14.71	65.71
		LAH	950.00	1950.00	950.00	-51.28	0.00
		FAS	900.00	2500.00	700.00	-64.00	28.57
RAW	2550.00	3550.00	1725.00	-28.17	47.83		
MUL	1700.00	3250.00	1100.00	-47.69	54.55		
SKT	1000.00	3000.00	1500.00	-66.67	-33.33		
KAR	1450.00	1700.00	1250.00	-14.71	16.00		
SKR	1400.00	2000.00	1000.00	-30.00	40.00		
PSH	1800.00	1800.00	800.00	0.00	125.00		
MNG	2000.00	3500.00	1825.00	-42.86	9.59		
QTA	1200.00	2600.00	1600.00	-53.85	-25.00		
0124102. CARROT AVG. QLTY.	100 KG.	LAH	2050.00	3175.00	1350.00	-35.43	51.85
		FAS	1800.00	3250.00	1100.00	-44.62	63.64
		RAW	3450.00	4100.00	2075.00	-15.85	66.27
		MUL	2250.00	2750.00	1900.00	-18.18	18.42
		GUJ	1900.00	3100.00	1050.00	-38.71	80.95
		SAR	2225.00	4350.00	1450.00	-48.85	53.45
		SKT	5000.00	5000.00	1500.00	0.00	233.33
		KAR	1750.00	1900.00	1300.00	-7.89	34.62
		SKR	3000.00	3200.00	1500.00	-6.25	100.00
		MPK	2250.00	2750.00	1000.00	-18.18	125.00
		PSH	2800.00	2500.00	2100.00	12.00	33.33
		MNG	3000.00	5000.00	2950.00	-40.00	1.69
		QTA	1600.00	2600.00	1800.00	-38.46	-11.11
0124201. GARLIC	40 KG.	LAH	9900.00	9100.00	5690.00	8.79	73.99
		FAS	10400.00	9800.00	4250.00	6.12	144.71
		RAW	8975.00	8800.00	5600.00	1.99	60.27
		SAR	11200.00	11050.00	7250.00	1.36	54.48
		SKT	11000.00	11000.00	6000.00	0.00	83.33
		GJT	10800.00	10000.00	7750.00	8.00	39.35
		KAR	8900.00	9000.00	7600.00	-1.11	17.11
		HYD	8900.00	8900.00	7100.00	0.00	25.35
		SKR	10800.00	10000.00	5680.00	8.00	90.14

Contd.

## 7.10 Intercity Wholesale Prices of Selected Commodities

Group/Commodity/Item Specification	Unit	City	Prices (Rs.)			% Change in			
						Dec., 2016			
			Dec.,2016	Nov., 2016	Dec.,2015	Nov., 2016	Dec., 2015		
0124301. ONIONS DRY AVG. QLTY.	40 KG.	PSH	10400.00	9600.00	6375.00	8.33	63.14		
		MNG	10400.00	10400.00	6800.00	0.00	52.94		
		QTA	11200.00	10400.00	5400.00	7.69	107.41		
		LAH	745.00	745.00	1590.00	0.00	-53.14		
		FAS	640.00	720.00	1500.00	-11.11	-57.33		
		RAW	875.00	875.00	1775.00	0.00	-50.70		
		MUL	720.00	700.00	1550.00	2.86	-53.55		
		GUJ	700.00	700.00	1600.00	0.00	-56.25		
		SAH	797.50	797.50	1560.00	0.00	-48.88		
		SAR	635.00	845.00	1750.00	-24.85	-63.71		
		SKT	1000.00	1000.00	1650.00	0.00	-39.39		
		BPR	920.00	680.00	1680.00	35.29	-45.24		
		GJT	700.00	700.00	1750.00	0.00	-60.00		
		KSR	835.00	745.00	1640.00	12.08	-49.09		
		KAR	460.00	520.00	1200.00	-11.54	-61.67		
		HYD	490.00	525.00	1200.00	-6.67	-59.17		
		SKR	560.00	600.00	1440.00	-6.67	-61.11		
		LRK	1200.00	1200.00	1600.00	0.00	-25.00		
		0124901. RADDISH AVG. QLTY.	100 KG.	MPK	400.00	400.00	1280.00	0.00	-68.75
				NWB	912.50	912.50	1850.00	0.00	-50.68
PSH	800.00			800.00	1900.00	0.00	-57.89		
BNU	800.00			800.00	1520.00	0.00	-47.37		
MNG	1000.00			1000.00	2000.00	0.00	-50.00		
QTA	800.00			640.00	1600.00	25.00	-50.00		
RAW	2050.00			2325.00	1650.00	-11.83	24.24		
MUL	1350.00			1750.00	850.00	-22.86	58.82		
GUJ	700.00			1200.00	1000.00	-41.67	-30.00		
SAR	1470.00			1325.00	1350.00	10.94	8.89		
SKT	1500.00			2000.00	1900.00	-25.00	-21.05		
KAR	1450.00			1550.00	775.00	-6.45	87.10		
0124904. BRINJAL AVG. QLTY.	100 KG.	MPK	1100.00	2350.00	1000.00	-53.19	10.00		
		PSH	800.00	800.00	800.00	0.00	0.00		
		LAH	2050.00	2375.00	1550.00	-13.68	32.26		
		FAS	900.00	2500.00	1100.00	-64.00	-18.18		
		MUL	1800.00	2250.00	2100.00	-20.00	-14.29		
		SAR	1835.00	3340.00	1575.00	-45.06	16.51		
		SKT	3000.00	5000.00	2250.00	-40.00	33.33		
		KAR	1300.00	2100.00	1200.00	-38.10	8.33		
		SKR	1000.00	2000.00	1200.00	-50.00	-16.67		
		MPK	1100.00	2350.00	900.00	-53.19	22.22		
		PSH	1600.00	3000.00	2750.00	-46.67	-41.82		
		BNU	2000.00	2000.00	1800.00	0.00	11.11		
007. Fresh Fruits	DOZ.	QTA	1600.00	2600.00	1600.00	-38.46	0.00		
		0131201. BANANA AVG. QLTY.	LAH	54.50	44.50	34.50	22.47	57.97	
			FAS	33.75	33.75	43.75	0.00	-22.86	
			RAW	64.50	52.50	52.50	22.86	22.86	
			MUL	47.50	35.00	47.50	35.71	0.00	
			GUJ	50.00	45.00	50.00	11.11	0.00	
			SKT	50.00	60.00	37.50	-16.67	33.33	
			BPR	45.00	45.00	52.50	0.00	-14.29	
			GJT	50.00	45.00	57.50	11.11	-13.04	
			KAR	26.50	29.00	24.00	-8.62	10.42	
			HYD	42.50	42.50	45.00	0.00	-5.56	
			SKR	40.00	35.00	35.00	14.29	14.29	
MPK	27.50		27.50	15.00	0.00	83.33			
0131701. PAPAYA (PAPETA)	40 KG.	PSH	40.00	40.00	45.00	0.00	-11.11		
		MNG	60.00	60.00	70.00	0.00	-14.29		
		LAH	3450.00	4450.00	4650.00	-22.47	-25.81		
		KAR	1900.00	1700.00	3000.00	11.76	-36.67		
		HYD	2500.00	2800.00	4000.00	-10.71	-37.50		
		MPK	2400.00	2400.00	3000.00	0.00	-20.00		

Contd.

## 7.10 Intercity Wholesale Prices of Selected Commodities

Group/Commodity/Item Specification	Unit	City	Prices (Rs.)			% Change in	
						Dec., 2016	
			Dec.,2016	Nov., 2016	Dec.,2015	Nov., 2016	Dec., 2015
0132301. MALTA AVG. QLTY.	100	LAH	812.50	812.50	537.50	0.00	51.16
		FAS	575.00	575.00	350.00	0.00	64.29
		RAW	775.00	0.00	685.00	-----	13.14
		SAR	575.00	925.00	412.50	-37.84	39.39
		KAR	575.00	0.00	400.00	-----	43.75
		HYD	750.00	750.00	700.00	0.00	7.14
		PSH	800.00	0.00	800.00	-----	0.00
0132302. KINO AVG. QLTY.	100	QTA	450.00	0.00	580.00	-----	-22.41
		LAH	610.00	0.00	490.00	-----	24.49
		FAS	375.00	0.00	225.00	-----	66.67
		RAW	575.00	0.00	645.00	-----	-10.85
		SAR	365.00	375.00	310.00	-2.67	17.74
		KAR	425.00	0.00	425.00	-----	0.00
		HYD	550.00	0.00	412.50	-----	33.33
0134401. STRAWBURY	40 KG.	PSH	700.00	0.00	550.00	-----	27.27
		QTA	450.00	0.00	580.00	-----	-22.41
		LAH	2850.00	2850.00	3350.00	0.00	-14.93
		RAW	4650.00	4650.00	5450.00	0.00	-14.68
		KAR	4600.00	4600.00	5000.00	0.00	-8.00
		SKR	2000.00	2000.00	2500.00	0.00	-20.00
		0135101. APPLE AVG. QLTY.	40 KG.	LAH	3880.00	3880.00	2250.00
RAW	2125.00			2125.00	2525.00	0.00	-15.84
MUL	2200.00			1700.00	3100.00	29.41	-29.03
KAR	1900.00			1700.00	1199.50	11.76	58.40
HYD	2200.00			2400.00	2250.00	-8.33	-2.22
SKR	2400.00			2000.00	1840.00	20.00	30.43
PSH	2800.00			2800.00	2400.00	0.00	16.67
MNG	3600.00			3200.00	3250.00	12.50	10.77
QTA	3040.00			3040.00	2240.00	0.00	35.71
0135102. APPLE SUP. QLTY.	40 KG.			LAH	5650.00	5250.00	3550.00
		RAW	6050.00	6050.00	6050.00	0.00	0.00
		GJT	4200.00	4100.00	3900.00	2.44	7.69
		KAR	2700.00	2500.00	2240.00	8.00	20.54
		PSH	4000.00	4000.00	3000.00	0.00	33.33
		MNG	4200.00	4000.00	4100.00	5.00	2.44
0135901. GUAVA AVG. QLTY.	40 KG.	QTA	4040.00	4040.00	3240.00	0.00	24.69
		LAH	1225.00	1145.00	1575.00	6.99	-22.22
		RAW	2350.00	2825.00	1625.00	-16.81	44.62
		MUL	2100.00	1700.00	2100.00	23.53	0.00
		KAR	1100.00	1500.00	840.00	-26.67	30.95
		HYD	1550.00	1550.00	1250.00	0.00	24.00
0136101. WATER MELON	40 KG.	PSH	2400.00	2400.00	1100.00	0.00	118.18
		QTA	2200.00	2200.00	1440.00	0.00	52.78
		LAH	1025.00	780.00	690.00	31.41	48.55
		FAS	500.00	500.00	2600.00	0.00	-80.77
		RAW	1175.00	1175.00	775.00	0.00	51.61
		MUL	1200.00	1200.00	735.00	0.00	63.27
		KSR	1115.00	780.00	745.00	42.95	49.66
		KAR	880.00	880.00	1200.00	0.00	-26.67
		HYD	950.00	950.00	2500.00	0.00	-62.00
		SKR	400.00	400.00	1000.00	0.00	-60.00
0136102. MUSK MELON (SARDA/GARMA)	40 KG.	PSH	800.00	800.00	1000.00	0.00	-20.00
		QTA	760.00	760.00	640.00	0.00	18.75
		LAH	1575.00	1575.00	2050.00	0.00	-23.17
		RAW	2750.00	2025.00	4100.00	35.80	-32.93
0136103. SWEET MELON (KHURBOZA)	40 KG.	SKT	1000.00	1000.00	2000.00	0.00	-50.00
		KAR	1100.00	900.00	575.00	22.22	91.30
		PSH	1200.00	1200.00	1750.00	0.00	-31.43
		LAH	2050.00	2050.00	1690.00	0.00	21.30
		RAW	2175.00	2175.00	1775.00	0.00	22.54
		KAR	1100.00	1100.00	1240.00	0.00	-11.29
HYD	2200.00	2200.00	2400.00	0.00	-8.33		

Contd.

## 7.10 Intercity Wholesale Prices of Selected Commodities

Group/Commodity/Item Specification	Unit	City	Prices (Rs.)			% Change in	
			Dec.,2016	Nov., 2016	Dec.,2015	Nov., 2016	Dec., 2015
<b>008. Dry Fruits</b>							
0138101. ALMOND KAGZI(IN SHELL)AVG. QLTY.	40 KG.	LAH	21400.00	21400.00	21800.00	0.00	-1.83
		RAW	19400.00	18400.00	16250.00	5.43	19.38
		MUL	23250.00	23500.00	20650.00	-1.06	12.59
		KAR	29000.00	29000.00	26500.00	0.00	9.43
		HYD	24000.00	24000.00	21000.00	0.00	14.29
		MPK	25000.00	25000.00	28500.00	0.00	-12.28
		PSH	23200.00	21600.00	39200.00	7.41	-40.82
		MNG	21600.00	21600.00	30000.00	0.00	-28.00
		QTA	20000.00	20000.00	20000.00	0.00	0.00
0138401. CHHOARA (DRY DATES) AVG. QLTY.	40 KG.	LAH	3825.00	3825.00	3500.00	0.00	9.29
		FAS	2250.00	1750.00	2750.00	28.57	-18.18
		RAW	4050.00	4050.00	3950.00	0.00	2.53
		MUL	3500.00	3500.00	4100.00	0.00	-14.63
		KAR	5400.00	5400.00	4400.00	0.00	22.73
		HYD	3200.00	3200.00	3100.00	0.00	3.23
		MPK	2000.00	2000.00	2500.00	0.00	-20.00
		PSH	3600.00	3600.00	3400.00	0.00	5.88
		BNU	3700.00	3700.00	3700.00	0.00	0.00
0138501. PISTACHIO(WITHOUT SHELL)AVG. QLTY	40 KG.	LAH	80500.00	81500.00	83500.00	-1.23	-3.59
		RAW	74500.00	74500.00	72500.00	0.00	2.76
		MUL	67400.00	69000.00	78500.00	-2.32	-14.14
		KAR	102000.00	84000.00	95000.00	21.43	7.37
		HYD	80000.00	80000.00	86000.00	0.00	-6.98
		SKR	82000.00	82000.00	83500.00	0.00	-1.80
		PSH	72000.00	75000.00	76000.00	-4.00	-5.26
		QTA	58000.00	58000.00	58000.00	0.00	0.00
0138901. COCONUT DRY AVG. QLTY.	40 KG.	LAH	9550.00	9100.00	8450.00	4.95	13.02
		MUL	9700.00	10000.00	7650.00	-3.00	26.80
		GJT	10000.00	9500.00	8450.00	5.26	18.34
		KAR	9800.00	9400.00	7550.00	4.26	29.80
		HYD	10500.00	9500.00	8500.00	10.53	23.53
		SKR	10400.00	10400.00	8800.00	0.00	18.18
		MPK	10500.00	10500.00	8000.00	0.00	31.25
		PSH	11200.00	11500.00	8800.00	-2.61	27.27
		MNG	11000.00	10100.00	8000.00	8.91	37.50
<b>009. Cotton Seeds</b>							
0143101. COTTON SEEDS	40 KG.	FAS	1600.00	1600.00	1700.00	0.00	-5.88
		MUL	1412.50	1450.00	1425.00	-2.59	-0.88
		SAH	1763.00	1530.00	1350.00	15.23	30.59
		SAR	1875.00	1875.00	1525.00	0.00	22.95
		SKT	2000.00	2000.00	1700.00	0.00	17.65
		KSR	1675.00	1525.00	1425.00	9.84	17.54
		KAR	2280.00	2280.00	2845.00	0.00	-19.86
		HYD	1500.00	1500.00	1400.00	0.00	7.14
<b>010. Other Oil Seeds</b>							
0144201. MUSTARD SEEDS	40 KG.	FAS	2350.00	2350.00	2250.00	0.00	4.44
		MUL	2375.00	2375.00	2050.00	0.00	15.85
		SAH	2250.00	2337.50	1900.00	-3.74	18.42
		BPR	2675.00	2625.00	2250.00	1.90	18.89
		KSR	2750.00	2750.00	2750.00	0.00	0.00
		KAR	2520.00	2520.00	2520.00	0.00	0.00
		HYD	2300.00	2300.00	2200.00	0.00	4.55
		MPK	2200.00	2300.00	2100.00	-4.35	4.76
		NWB	2100.00	2100.00	1500.00	0.00	40.00
		PSH	4000.00	3200.00	3200.00	25.00	25.00
<b>011. Edible Roots / Potatoes</b>							
0151001. POTATOES WHITE AVG. QLTY.	40 KG.	KAR	820.00	820.00	840.00	0.00	-2.38
		HYD	875.00	875.00	600.00	0.00	45.83
		SKR	800.00	960.00	480.00	-16.67	66.67
		MPK	800.00	875.00	480.00	-8.57	66.67
		QTA	1000.00	1000.00	760.00	0.00	31.58

Contd.

## 7.10 Intercity Wholesale Prices of Selected Commodities

Group/Commodity/Item Specification	Unit	City	Prices (Rs.)			% Change in			
			Dec.,2016	Nov., 2016	Dec.,2015	Nov., 2016	Dec., 2015		
0151002. POTATOES RED AVG. QLTY.	40 KG.	LAH	815.00	1255.00	1025.00	-35.06	-20.49		
		FAS	840.00	1400.00	880.00	-40.00	-4.55		
		RAW	1375.00	1475.00	1025.00	-6.78	34.15		
		MUL	1100.00	900.00	925.00	22.22	18.92		
		GUJ	900.00	1700.00	750.00	-47.06	20.00		
		SAH	926.25	1092.50	840.00	-15.22	10.27		
		SAR	790.00	2050.00	1050.00	-61.46	-24.76		
		SKT	1000.00	1900.00	950.00	-47.37	5.26		
		BPR	1160.00	880.00	1000.00	31.82	16.00		
		PSH	1120.00	1200.00	880.00	-6.67	27.27		
		MNG	1360.00	1360.00	1000.00	0.00	36.00		
		<b>012. Stimulant &amp; Spice Crops</b>							
		0165201. RED CHILLIES DRY(WHOLE)	40 KG.	LAH	7850.00	7850.00	8850.00	0.00	-11.30
FAS	5600.00			6250.00	7500.00	-10.40	-25.33		
RAW	7850.00			8400.00	9100.00	-6.55	-13.74		
MUL	3400.00			3750.00	7300.00	-9.33	-53.42		
KAR	9000.00			9000.00	7000.00	0.00	28.57		
HYD	7200.00			7500.00	8000.00	-4.00	-10.00		
MPK	5250.00			5750.00	6500.00	-8.70	-19.23		
PSH	8000.00			8000.00	8800.00	0.00	-9.09		
QTA	11600.00			11600.00	11600.00	0.00	0.00		
0165401. CUMINSEED WHITE 50 G.PKT.NAT.	EACH			LAH	50.50	50.50	49.50	0.00	2.02
				FAS	48.28	48.28	48.28	0.00	0.00
				RAW	46.00	46.00	46.00	0.00	0.00
				MUL	49.07	49.07	48.67	0.00	0.82
		KAR	50.00	50.00	50.00	0.00	0.00		
		HYD	52.00	52.00	52.00	0.00	0.00		
		MPK	40.45	40.45	40.45	0.00	0.00		
		PSH	51.00	51.00	51.00	0.00	0.00		
0165402. CARDAMOM LARGE	40 KG.	MNG	45.00	45.00	45.00	0.00	0.00		
		QTA	46.00	46.00	46.00	0.00	0.00		
		LAH	92000.00	99000.00	112500.00	-7.07	-18.22		
		RAW	83500.00	83500.00	75500.00	0.00	10.60		
		MUL	77500.00	90500.00	125500.00	-14.36	-38.25		
		KAR	94000.00	102000.00	122000.00	-7.84	-22.95		
		HYD	75000.00	72000.00	100000.00	4.17	-25.00		
		MPK	88000.00	88000.00	110000.00	0.00	-20.00		
0165403. CARDAMOM SMALL	KG.	PSH	80000.00	80000.00	108000.00	0.00	-25.93		
		QTA	104000.00	104000.00	104000.00	0.00	0.00		
		LAH	1325.00	1125.00	1262.50	17.78	4.95		
		RAW	1325.00	1325.00	1325.00	0.00	0.00		
		MUL	1100.00	950.00	1150.00	15.79	-4.35		
		KAR	1450.00	1275.00	1325.00	13.73	9.43		
		HYD	1100.00	1025.00	1350.00	7.32	-18.52		
		MPK	1200.00	1200.00	1000.00	0.00	20.00		
		PSH	1200.00	1250.00	1375.00	-4.00	-12.73		
		QTA	925.00	925.00	925.00	0.00	0.00		
0165501. CINNAMON	40 KG.	RAW	9350.00	9350.00	9250.00	0.00	1.08		
		MUL	9100.00	9100.00	9900.00	0.00	-8.08		
		KAR	10300.00	10300.00	9500.00	0.00	8.42		
		PSH	10400.00	10400.00	10000.00	0.00	4.00		
		QTA	14600.00	5100.00	5100.00	186.27	186.27		
0165701. GINGER GREEN	40 KG.	LAH	2825.00	2825.00	3225.00	0.00	-12.40		
		FAS	3062.50	2600.00	2750.00	17.79	11.36		
		RAW	3475.00	3475.00	3950.00	0.00	-12.03		
		SAR	3900.00	3890.00	7250.00	0.26	-46.21		
		SKT	3200.00	3200.00	5600.00	0.00	-42.86		
		KAR	3400.00	2500.00	3300.00	36.00	3.03		
		HYD	3000.00	4000.00	5600.00	-25.00	-46.43		
		SKR	4000.00	3200.00	3600.00	25.00	11.11		
		PSH	4000.00	4000.00	6400.00	0.00	-37.50		
		MNG	5200.00	4800.00	4800.00	8.33	8.33		
		QTA	7600.00	7200.00	5400.00	5.56	40.74		

Contd.

## 7.10 Intercity Wholesale Prices of Selected Commodities

Group/Commodity/Item Specification	Unit	City	Prices (Rs.)			% Change in	
			Dec.,2016	Nov., 2016	Dec.,2015	Nov., 2016	Dec., 2015
<b>013. Pulses</b>							
0170101. KIDNEY BEANS DRY WHOLE (LOBIA)	40 KG.	LAH	4825.00	4825.00	5250.00	0.00	-8.10
		RAW	4350.00	4475.00	4725.00	-2.79	-7.94
		MUL	4550.00	4175.00	4300.00	8.98	5.81
		KSR	4700.00	4825.00	5250.00	-2.59	-10.48
		KAR	3860.00	3860.00	4330.00	0.00	-10.85
		HYD	3700.00	3700.00	3400.00	0.00	8.82
		PSH	3900.00	3918.00	3750.00	-0.46	4.00
		BNU	3800.00	4500.00	4500.00	-15.56	-15.56
		QTA	5600.00	5600.00	5600.00	0.00	0.00
		0170401. MASOOR WHOLE AVG. QLTY.	100 KG.	LAH	10600.00	11900.00	11250.00
FAS	7687.50			10125.00	9875.00	-24.07	-22.15
RAW	12750.00			14100.00	12550.00	-9.57	1.59
MUL	8375.00			10062.50	10250.00	-16.77	-18.29
SAR	8050.00			10000.00	10250.00	-19.50	-21.46
SKT	12000.00			11400.00	12000.00	5.26	0.00
BPR	10750.00			10750.00	11250.00	0.00	-4.44
GJT	11500.00			10750.00	11000.00	6.98	4.55
KSR	10250.00			11900.00	11750.00	-13.87	-12.77
KAR	10200.00			10800.00	10550.00	-5.56	-3.32
HYD	7500.00			10400.00	9400.00	-27.88	-20.21
SKR	10000.00			12500.00	11800.00	-20.00	-15.25
LRK	11000.00			11000.00	11000.00	0.00	0.00
MPK	9500.00			11800.00	10500.00	-19.49	-9.52
PSH	10500.00			12750.00	12000.00	-17.65	-12.50
0170402. MASOOR SPLIT AVG. QLTY.	100 KG.	QTA	13800.00	14200.00	13100.00	-2.82	5.34
		LAH	13350.00	13650.00	13250.00	-2.20	0.75
		FAS	9375.00	11250.00	11250.00	-16.67	-16.67
		RAW	13350.00	14550.00	13600.00	-8.25	-1.84
		MUL	8875.00	10812.50	11750.00	-17.92	-24.47
		SAR	9500.00	12250.00	12250.00	-22.45	-22.45
		SKT	11500.00	11500.00	12800.00	0.00	-10.16
		BPR	11750.00	11750.00	12250.00	0.00	-4.08
		GJT	13000.00	13000.00	14000.00	0.00	-7.14
		KAR	10650.00	11800.00	12350.00	-9.75	-13.77
		HYD	8250.00	11100.00	10800.00	-25.68	-23.61
		SKR	11000.00	14000.00	12500.00	-21.43	-12.00
		LRK	12000.00	12500.00	12000.00	-4.00	0.00
		MPK	11000.00	12500.00	11500.00	-12.00	-4.35
		PSH	10500.00	12750.00	12000.00	-17.65	-12.50
0170901. GRAM WHOLE YELLOW AVG. QLTY.	100 KG.	QTA	14400.00	14800.00	12100.00	-2.70	19.01
		LAH	17100.00	14575.00	10250.00	17.32	66.83
		FAS	14125.00	14750.00	8250.00	-4.24	71.21
		RAW	18100.00	18100.00	8950.00	0.00	102.23
		MUL	17275.00	15750.00	11250.00	9.68	53.56
		SAR	13500.00	14500.00	9250.00	-6.90	45.95
		BPR	18750.00	19650.00	11000.00	-4.58	70.45
		GJT	15250.00	15250.00	9000.00	0.00	69.44
		KAR	15250.00	15250.00	10300.00	0.00	48.06
		HYD	14500.00	15500.00	8600.00	-6.45	68.60
		SKR	15000.00	18000.00	10400.00	-16.67	44.23
		MPK	24000.00	20000.00	11000.00	20.00	118.18
		PSH	17500.00	18500.00	10250.00	-5.41	70.73
		BNU	13500.00	11000.00	8200.00	22.73	64.63
		QTA	16000.00	16000.00	14500.00	0.00	10.34
0170902. GRAM SPLIT AVG. QLTY.	100 KG.	LAH	14700.00	14900.00	10650.00	-1.34	38.03
		FAS	14625.00	14875.00	8750.00	-1.68	67.14
		RAW	16750.00	17650.00	11550.00	-5.10	45.02
		MUL	15125.00	14187.50	10250.00	6.61	47.56
		GUJ	15000.00	15000.00	11250.00	0.00	33.33
		SAR	14500.00	15000.00	10250.00	-3.33	41.46
SKT	14400.00	14400.00	10800.00	0.00	33.33		

Contd.



## 7.10 Intercity Wholesale Prices of Selected Commodities

Group/Commodity/Item Specification	Unit	City	Prices (Rs.)			% Change in	
						Dec., 2016	
			Dec.,2016	Nov., 2016	Dec.,2015	Nov., 2016	Dec., 2015
		BPR	16100.00	16100.00	11000.00	0.00	46.36
		GJT	15000.00	14500.00	11250.00	3.45	33.33
		KAR	15000.00	16200.00	10400.00	-7.41	44.23
		HYD	15100.00	16100.00	10200.00	-6.21	48.04
		SKR	15500.00	15500.00	11000.00	0.00	40.91
		MPK	15600.00	15800.00	11000.00	-1.27	41.82
		PSH	16400.00	16400.00	11750.00	0.00	39.57
		BNU	15500.00	15600.00	11500.00	-0.64	34.78
		QTA	17600.00	18000.00	12600.00	-2.22	39.68
0170903. MASH WHOLE AVG. QLTY.	100 KG.	LAH	17750.00	19250.00	20250.00	-7.79	-12.35
		FAS	12500.00	14125.00	15250.00	-11.50	-18.03
		RAW	18250.00	19300.00	22050.00	-5.44	-17.23
		MUL	12875.00	15125.00	13000.00	-14.88	-0.96
		SKT	14500.00	16500.00	21000.00	-12.12	-30.95
		KSR	17500.00	19250.00	20750.00	-9.09	-15.66
		KAR	14600.00	15400.00	13900.00	-5.19	5.04
0170904. MASH SPLIT AVG. QLTY.	100 KG.	LAH	20650.00	21100.00	22250.00	-2.13	-7.19
		FAS	15000.00	17750.00	17500.00	-15.49	-14.29
		RAW	19450.00	21100.00	23550.00	-7.82	-17.41
		MUL	14750.00	17562.50	22000.00	-16.01	-32.95
		SKT	16500.00	18500.00	23000.00	-10.81	-28.26
		KSR	19300.00	21100.00	22750.00	-8.53	-15.16
		KAR	15400.00	16800.00	15750.00	-8.33	-2.22
		HYD	15250.00	17250.00	23250.00	-11.59	-34.41
		SKR	20000.00	23000.00	20000.00	-13.04	0.00
		MPK	17500.00	17500.00	23500.00	0.00	-25.53
		PSH	15250.00	20000.00	23000.00	-23.75	-33.70
		MNG	17200.00	18000.00	22000.00	-4.44	-21.82
		QTA	22000.00	23000.00	24600.00	-4.35	-10.57
0170905. MOONG WHOLE AVG. QLTY.	100 KG.	LAH	10900.00	10900.00	13600.00	0.00	-19.85
		FAS	9000.00	9000.00	9750.00	0.00	-7.69
		RAW	12150.00	13825.00	14900.00	-12.12	-18.46
		MUL	7625.00	7900.00	10750.00	-3.48	-29.07
		SKT	10300.00	10300.00	14000.00	0.00	-26.43
		GJT	9000.00	9000.00	11800.00	0.00	-23.73
		KSR	10550.00	10900.00	13600.00	-3.21	-22.43
		KAR	9400.00	10200.00	15150.00	-7.84	-37.95
		SKR	10000.00	12000.00	12000.00	-16.67	-16.67
		PSH	10100.00	11400.00	11850.00	-11.40	-14.77
		MNG	9400.00	9600.00	10400.00	-2.08	-9.62
		QTA	13000.00	14000.00	17000.00	-7.14	-23.53
0170906. MOONG SPLIT AVG. QLTY.	100 KG.	LAH	12100.00	12100.00	14500.00	0.00	-16.55
		FAS	8875.00	9125.00	11250.00	-2.74	-21.11
		RAW	12350.00	14025.00	15050.00	-11.94	-17.94
		MUL	9125.00	9900.00	13250.00	-7.83	-31.13
		SKT	11500.00	11500.00	14400.00	0.00	-20.14
		GJT	9750.00	9750.00	12500.00	0.00	-22.00
		KAR	10200.00	11200.00	16200.00	-8.93	-37.04
		HYD	9750.00	10000.00	12200.00	-2.50	-20.08
		SKR	12000.00	13000.00	13000.00	-7.69	-7.69
		MPK	13000.00	13500.00	15600.00	-3.70	-16.67
		PSH	10100.00	11400.00	13000.00	-11.40	-22.31
		MNG	9800.00	10400.00	12800.00	-5.77	-23.44
		QTA	12600.00	13600.00	16600.00	-7.35	-24.10
014. Sugar Crops							
0180206. SUGAR CANE ( OPEN MARKET )	40 KG.	FAS	172.50	167.50	175.00	2.99	-1.43
		HYD	182.00	182.00	182.00	0.00	0.00
		PSH	180.00	180.00	212.00	0.00	-15.09
015. Fibre Crops							
0192101. COTTON SPOT RATE EX-KAR.	40 KG.	KAR	6870.00	6629.00	5757.75	3.64	19.32
0192201. JUTE BAGS LOCAL	100	LAH	12550.00	12550.00	12250.00	0.00	2.45
		FAS	9000.00	9000.00	9000.00	0.00	0.00

Contd.

## 7.10 Intercity Wholesale Prices of Selected Commodities

Group/Commodity/Item Specification	Unit	City	Prices (Rs.)			% Change in	
						Dec., 2016	
			Dec.,2016	Nov., 2016	Dec.,2015	Nov., 2016	Dec., 2015
		KAR	12900.00	12900.00	12450.00	0.00	3.61
		PSH	11000.00	9500.00	9500.00	15.79	15.79
<b>016. Unmanufactured Tobacco</b>							
0197001. TOBACCO SIND KARO	40 KG.	SAR	6100.00	6100.00	5700.00	0.00	7.02
		SKR	4000.00	3500.00	2200.00	14.29	81.82
		LRK	3000.00	2600.00	2500.00	15.38	20.00
0197002. TOBACCO DESI(MITHA)	40 KG.	LAH	7650.00	7650.00	5900.00	0.00	29.66
		SAR	7600.00	7600.00	7200.00	0.00	5.56
		HYD	4500.00	4500.00	5200.00	0.00	-13.46
		QTA	2800.00	2800.00	2800.00	0.00	0.00
0197003. TOBACCO SUFAID PATHA	40 KG.	MUL	7100.00	7100.00	7100.00	0.00	0.00
		SAR	6400.00	6400.00	6100.00	0.00	4.92
		KAR	4300.00	4100.00	2830.00	4.88	51.94
		HYD	4800.00	4800.00	5600.00	0.00	-14.29
		QTA	5415.00	5415.00	5415.00	0.00	0.00
0197004. TOBACCO HUKKA TWISTED	40 KG.	LAH	6750.00	6750.00	4650.00	0.00	45.16
		RAW	2825.00	2625.00	2625.00	7.62	7.62
		MUL	4550.00	4700.00	4700.00	-3.19	-3.19
		KSR	6500.00	6750.00	4650.00	-3.70	39.78
		HYD	4500.00	4500.00	5500.00	0.00	-18.18
		SKR	8000.00	8000.00	8000.00	0.00	0.00
		QTA	2970.00	2970.00	2970.00	0.00	0.00
0197005. TOBACCO HUKKA PREPARED	40 KG.	LAH	5250.00	5250.00	3850.00	0.00	36.36
		RAW	1625.00	1525.00	1525.00	6.56	6.56
		MUL	1500.00	1500.00	1500.00	0.00	0.00
		KSR	5250.00	5250.00	3700.00	0.00	41.89
		LRK	1700.00	1500.00	1500.00	13.33	13.33
		QTA	1530.00	1530.00	1530.00	0.00	0.00
<b>017. Poultry</b>							
0215101. CHICKEN FARM(LIVE)	1 KG.	LAH	96.50	111.50	126.50	-13.45	-23.72
		FAS	90.00	120.00	150.00	-25.00	-40.00
		RAW	94.50	117.50	137.50	-19.57	-31.27
		MUL	110.00	137.00	135.00	-19.71	-18.52
		GUJ	92.00	123.00	139.00	-25.20	-33.81
		SKT	110.00	120.00	140.00	-8.33	-21.43
		BPR	100.00	124.50	136.00	-19.68	-26.47
		KAR	133.00	133.00	147.50	0.00	-9.83
		HYD	150.00	130.00	145.00	15.38	3.45
		SKR	140.00	145.00	145.00	-3.45	-3.45
		MPK	132.00	118.00	128.00	11.86	3.13
		PSH	118.00	128.00	160.00	-7.81	-26.25
		MNG	143.00	171.00	163.00	-16.37	-12.27
		QTA	155.00	175.00	145.00	-11.43	6.90
<b>018. Raw Milk from Bovine Animals</b>							
0221101. FRESH MILK	40 LTR.	LAH	2460.00	2460.00	3000.00	0.00	-18.00
		FAS	2600.00	2600.00	2200.00	0.00	18.18
		RAW	3337.50	3337.50	3225.00	0.00	3.49
		MUL	2650.00	2650.00	2450.00	0.00	8.16
		SAH	2400.00	2400.00	2000.00	0.00	20.00
		SKT	2600.00	2600.00	2600.00	0.00	0.00
		KSR	2460.00	2460.00	2225.00	0.00	10.56
		KAR	3000.00	3000.00	3000.00	0.00	0.00
		HYD	2800.00	2800.00	2800.00	0.00	0.00
		SKR	3120.00	3120.00	2800.00	0.00	11.43
		MPK	2600.00	2600.00	2600.00	0.00	0.00
		PSH	2400.00	2400.00	2450.00	0.00	-2.04
		BNU	2800.00	2800.00	2800.00	0.00	0.00
		QTA	3400.00	3400.00	2800.00	0.00	21.43
<b>019. Eggs</b>							
0231001. EGGS FARM CRATE OF 30 DOZ.	EACH	LAH	3750.00	3540.00	2820.00	5.93	32.98
		FAS	3750.00	3540.00	2820.00	5.93	32.98
		RAW	3435.00	3410.00	2865.00	0.73	19.90

Contd.

## 7.10 Intercity Wholesale Prices of Selected Commodities

Group/Commodity/Item Specification	Unit	City	Prices (Rs.)			% Change in Dec., 2016 Over	
			Dec.,2016	Nov., 2016	Dec.,2015	Nov., 2016	Dec., 2015
		MUL	3700.00	3500.00	2900.00	5.71	27.59
		GUJ	3540.00	2580.00	2400.00	37.21	47.50
		SKT	3600.00	2550.00	2700.00	41.18	33.33
		BPR	3960.00	4020.00	2820.00	-1.49	40.43
		KAR	3660.00	3660.00	3156.00	0.00	15.97
		HYD	3500.00	3650.00	3275.00	-4.11	6.87
		SKR	3900.00	3150.00	2700.00	23.81	44.44
		MPK	3700.00	3600.00	2910.00	2.78	27.15
		PSH	3600.00	3500.00	2650.00	2.86	35.85
		MNG	3700.00	3300.00	2850.00	12.12	29.82
		QTA	3200.00	3200.00	3400.00	0.00	-5.88
<b>020. Raw Animal Materials / Wool</b>							
0294201. WOOL PAK. SUPERIOR WHITE	40 KG.	LAH	1575.00	1575.00	1575.00	0.00	0.00
		MUL	1750.00	1750.00	1900.00	0.00	-7.89
		KAR	5300.00	4350.00	4350.00	21.84	21.84
		BNU	2500.00	2500.00	2500.00	0.00	0.00
0294202. WOOL PAK. SUPERIOR YELLOW	40 KG.	LAH	1375.00	1375.00	1375.00	0.00	0.00
		MUL	950.00	1050.00	1500.00	-9.52	-36.67
		KAR	4300.00	4300.00	4300.00	0.00	0.00
		BNU	2250.00	2250.00	2250.00	0.00	0.00
0294203. WOOL PAK MEDIUM WHITE	40 KG.	LAH	1300.00	1300.00	1300.00	0.00	0.00
		MUL	1700.00	1700.00	1700.00	0.00	0.00
		KAR	3600.00	3600.00	3600.00	0.00	0.00
		BNU	2100.00	2100.00	2100.00	0.00	0.00
0294204. WOOL PAK.MEDIUM YELLOW	40 KG.	LAH	1175.00	1175.00	1175.00	0.00	0.00
		MUL	750.00	850.00	1300.00	-11.76	-42.31
		KAR	3275.00	3275.00	3275.00	0.00	0.00
		BNU	1850.00	1850.00	1850.00	0.00	0.00
0294205. WOOL COLOURED LIGHT	40 KG.	LAH	925.00	925.00	925.00	0.00	0.00
		MUL	550.00	550.00	650.00	0.00	-15.38
		KAR	2700.00	2700.00	2700.00	0.00	0.00
		BNU	1600.00	1600.00	1600.00	0.00	0.00
0294206. WOOL COLOURED DARK	40 KG.	LAH	825.00	825.00	825.00	0.00	0.00
		MUL	375.00	375.00	550.00	0.00	-31.82
		KAR	2500.00	2500.00	2500.00	0.00	0.00
		BNU	1500.00	1500.00	1500.00	0.00	0.00
<b>021. Hides &amp; Fur Skins, Raw</b>							
0295101. HIDES WET SALTED COW MEDIUM	EACH	LAH	1475.00	1575.00	2800.00	-6.35	-47.32
		RAW	1450.00	1450.00	2150.00	0.00	-32.56
		MUL	1550.00	1550.00	1750.00	0.00	-11.43
		SKT	1750.00	1750.00	2250.00	0.00	-22.22
		KSR	1475.00	1575.00	2800.00	-6.35	-47.32
		KAR	4000.00	4000.00	4000.00	0.00	0.00
		HYD	2500.00	3000.00	3000.00	-16.67	-16.67
		BNU	1000.00	1000.00	1700.00	0.00	-41.18
		QTA	2500.00	3500.00	3500.00	-28.57	-28.57
0295102. HIDES WET SALTED BUFFALO MEDIUM	EACH	LAH	1275.00	1275.00	2400.00	0.00	-46.88
		RAW	1450.00	1450.00	2150.00	0.00	-32.56
		MUL	1750.00	1700.00	2700.00	2.94	-35.19
		SKT	2000.00	2000.00	2250.00	0.00	-11.11
		KSR	1175.00	1275.00	2400.00	-7.84	-51.04
		KAR	2700.00	2700.00	2700.00	0.00	0.00
		HYD	1800.00	2000.00	1850.00	-10.00	-2.70
		BNU	1200.00	1200.00	1900.00	0.00	-36.84
		QTA	2400.00	2400.00	2400.00	0.00	0.00
0295103. HIDES WET SALTED CALF MEDIUM	EACH	LAH	675.00	675.00	2000.00	0.00	-66.25
		RAW	1150.00	1150.00	1750.00	0.00	-34.29
		MUL	950.00	750.00	1050.00	26.67	-9.52
		SKT	500.00	500.00	600.00	0.00	-16.67
		KSR	575.00	675.00	2000.00	-14.81	-71.25
		KAR	3900.00	3900.00	3900.00	0.00	0.00
		HYD	2050.00	2050.00	2050.00	0.00	0.00

Contd.

## 7.10 Intercity Wholesale Prices of Selected Commodities

Group/Commodity/Item Specification	Unit	City	Prices (Rs.)			% Change in			
						Dec., 2016			
			Dec.,2016	Nov., 2016	Dec.,2015	Nov., 2016	Dec., 2015		
0295301. SHEEP SKIN MEDIUM	100	BNU	500.00	500.00	900.00	0.00	-44.44		
		QTA	1800.00	2300.00	2300.00	-21.74	-21.74		
		RAW	21500.00	21500.00	25500.00	0.00	-15.69		
		MUL	11500.00	11500.00	17000.00	0.00	-32.35		
		KSR	13500.00	15500.00	22000.00	-12.90	-38.64		
		KAR	42500.00	42500.00	42500.00	0.00	0.00		
		HYD	10000.00	20500.00	20500.00	-51.22	-51.22		
0295302. SHEEP SKIN LARGE	100	PSH	10000.00	15000.00	15000.00	-33.33	-33.33		
		QTA	30000.00	50000.00	50000.00	-40.00	-40.00		
		LAH	19500.00	19500.00	39000.00	0.00	-50.00		
		RAW	24500.00	24500.00	31500.00	0.00	-22.22		
		MUL	21000.00	18500.00	22000.00	13.51	-4.55		
		KSR	17500.00	19500.00	30500.00	-10.26	-42.62		
		KAR	55500.00	55500.00	55500.00	0.00	0.00		
0295401. GOAT SKIN LARGE	100	HYD	15000.00	31500.00	31500.00	-52.38	-52.38		
		PSH	15000.00	20000.00	40000.00	-25.00	-62.50		
		QTA	55000.00	55000.00	55000.00	0.00	0.00		
		LAH	21000.00	21000.00	40000.00	0.00	-47.50		
		RAW	23500.00	23500.00	30500.00	0.00	-22.95		
		KSR	18500.00	21000.00	37000.00	-11.90	-50.00		
		KAR	37500.00	37500.00	37500.00	0.00	0.00		
0295402. GOAT SKIN EXTRA LARGE	100	HYD	20250.00	36500.00	36500.00	-44.52	-44.52		
		PSH	15000.00	20000.00	25000.00	-25.00	-40.00		
		QTA	43500.00	43500.00	43500.00	0.00	0.00		
		LAH	23250.00	23250.00	50000.00	0.00	-53.50		
		RAW	25500.00	25500.00	32500.00	0.00	-21.54		
		MUL	46000.00	41000.00	37500.00	12.20	22.67		
		KSR	20500.00	23250.00	45000.00	-11.83	-54.44		
0295403. GOAT SKIN MEDIUM	100	KAR	49250.00	49250.00	49250.00	0.00	0.00		
		HYD	22250.00	36750.00	36750.00	-39.46	-39.46		
		PSH	22000.00	26000.00	36000.00	-15.38	-38.89		
		QTA	52500.00	52500.00	52500.00	0.00	0.00		
		LAH	15500.00	15500.00	29000.00	0.00	-46.55		
		RAW	22250.00	22250.00	26500.00	0.00	-16.04		
		MUL	24000.00	19000.00	21000.00	26.32	14.29		
0295404. GOAT SKIN SMALL	100	SKT	19000.00	19000.00	30000.00	0.00	-36.67		
		KSR	14500.00	15500.00	24500.00	-6.45	-40.82		
		KAR	24500.00	24500.00	24500.00	0.00	0.00		
		PSH	20000.00	20000.00	20000.00	0.00	0.00		
		QTA	37500.00	37500.00	37500.00	0.00	0.00		
		LAH	11500.00	11500.00	21000.00	0.00	-45.24		
		RAW	21500.00	21500.00	25500.00	0.00	-15.69		
022. Fuel Wood in Logs	40 KG.	SKT	15000.00	15000.00	10000.00	0.00	50.00		
		KSR	10500.00	11500.00	18500.00	-8.70	-43.24		
		KAR	26500.00	26500.00	26500.00	0.00	0.00		
		PSH	15000.00	15000.00	15000.00	0.00	0.00		
		QTA	27000.00	27000.00	27000.00	0.00	0.00		
		0313001. FIRE WOOD MIXED DRY	40 KG.	LAH	655.00	655.00	690.00	0.00	-5.07
		FAS	380.00	380.00	380.00	0.00	0.00		
RAW	650.00	650.00	650.00	0.00	0.00				
MUL	490.00	490.00	490.00	0.00	0.00				
GJT	550.00	470.00	470.00	17.02	17.02				
KAR	600.00	600.00	587.50	0.00	2.13				
HYD	500.00	500.00	350.00	0.00	42.86				
SKR	375.00	375.00	375.00	0.00	0.00				
LRK	450.00	400.00	400.00	12.50	12.50				
PSH	675.00	675.00	675.00	0.00	0.00				
MNG	500.00	500.00	500.00	0.00	0.00				
QTA	465.00	465.00	465.00	0.00	0.00				

Contd.

## 7.10 Intercity Wholesale Prices of Selected Commodities

Group/Commodity/Item Specification	Unit	City	Prices (Rs.)			% Change in Dec., 2016 Over	
			Dec.,2016	Nov., 2016	Dec.,2015	Nov., 2016	Dec., 2015
<b>023. Fish Live Fresh or Chilled</b>							
0411901. FISH RAHU RIVER	40 KG.	LAH	8900.00	8900.00	9850.00	0.00	-9.64
		RAW	6100.00	6100.00	6450.00	0.00	-5.43
		MUL	8900.00	8900.00	8100.00	0.00	9.88
		HYD	8000.00	8000.00	7500.00	0.00	6.67
		SKR	10000.00	9850.00	10500.00	1.52	-4.76
		PSH	8000.00	8000.00	8800.00	0.00	-9.09
0411902. FISH RAHU SEA	40 KG.	KAR	8300.00	8300.00	5250.00	0.00	58.10
0411903. FISH SURMAI (SEA)	40 KG.	KAR	14450.00	14450.00	11000.00	0.00	31.36
<b>2. Ores/Minerals, Elec., Gas &amp; Water</b>							
<b>024. Coal not Agglomerated</b>							
1101001. COAL	MT.	LAH	9900.00	9900.00	12250.00	0.00	-19.18
<b>025. Natural Gas Liquified</b>							
1202001. SUI GAS GENERAL INDUSRIAL USE	MMBTU	KAR	600.00	600.00	600.00	0.00	0.00
1202002. LPG	KG.	LAH	94.70	81.84	94.50	15.71	0.21
		RAW	106.50	105.50	106.50	0.95	0.00
		KAR	100.00	100.00	90.00	0.00	11.11
		PSH	110.00	110.00	120.00	0.00	-8.33
		QTA	115.00	115.00	120.00	0.00	-4.17
1202003. CNG	KG.	KAR	67.50	67.50	67.50	0.00	0.00
<b>026. Salt &amp; Pure Sodium Chloride</b>							
1620001. SALT CRUSHED LAHORI	40 KG.	LAH	215.00	195.00	195.00	10.26	10.26
		RAW	395.00	395.00	365.00	0.00	8.22
		MUL	280.00	280.00	280.00	0.00	0.00
		GJT	240.00	240.00	240.00	0.00	0.00
		KAR	350.00	350.00	350.00	0.00	0.00
		SKR	275.00	275.00	275.00	0.00	0.00
		PSH	200.00	200.00	200.00	0.00	0.00
1620002. SEA SALT	40 KG.	LAH	235.00	195.00	195.00	20.51	20.51
		FAS	170.00	190.00	400.00	-10.53	-57.50
		KAR	122.50	122.50	122.50	0.00	0.00
		HYD	150.00	150.00	150.00	0.00	0.00
		NWB	300.00	300.00	300.00	0.00	0.00
<b>027. Electrical Energy</b>							
1710011. ELECTRICITY TARRIF B1	KWH.	KAR	15.34	15.34	15.34	0.00	0.00
1710012. ELECTRICITY TARRIF B2	KWH.	KAR	15.15	15.15	15.15	0.00	0.00
1710013. ELECTRICITY TARRIF B3	KWH.	KAR	15.52	15.52	15.52	0.00	0.00
1710014. ELECTRICITY TARRIF B4	KWH.	KAR	15.46	15.46	15.46	0.00	0.00
1710021. ELECTRICITY TARIFF-D1	KWH.	KAR	10.09	10.09	11.01	0.00	-8.36
1710022. ELECTRICITY TARIFF-D2	KWH.	KAR	11.70	11.70	11.70	0.00	0.00
<b>3. Food,Beverages,Tobacco,Textiles,Leather</b>							
<b>3a) Food Products, Beverages &amp; Tobacco</b>							
<b>028. Meat of Animals</b>							
2111101. BEEF	40 KG.	LAH	11700.00	11700.00	11700.00	0.00	0.00
		FAS	10200.00	10200.00	9300.00	0.00	9.68
		RAW	8950.00	8950.00	8950.00	0.00	0.00
		MUL	9650.00	9650.00	9300.00	0.00	3.76
		SAR	11250.00	11250.00	10200.00	0.00	10.29
		GJT	11200.00	11200.00	10000.00	0.00	12.00
		KAR	11400.00	11400.00	10800.00	0.00	5.56
		HYD	10050.00	10050.00	10050.00	0.00	0.00
		PSH	11200.00	10800.00	11000.00	3.70	1.82
		MNG	10800.00	10800.00	10000.00	0.00	8.00
		QTA	15000.00	15000.00	15000.00	0.00	0.00
2111601. MUTTON	40 KG.	LAH	28000.00	28000.00	26625.00	0.00	5.16
		FAS	24000.00	24000.00	19750.00	0.00	21.52
		RAW	26900.00	26900.00	25900.00	0.00	3.86
		MUL	23500.00	23500.00	20600.00	0.00	14.08
		KAR	22200.00	22200.00	21600.00	0.00	2.78
		HYD	21500.00	21500.00	21200.00	0.00	1.42
		PSH	24400.00	24400.00	24700.00	0.00	-1.21
		MNG	20000.00	20000.00	20000.00	0.00	0.00
		QTA	25600.00	25600.00	23200.00	0.00	10.34

Contd.

## 7.10 Intercity Wholesale Prices of Selected Commodities

Group/Commodity/Item Specification	Unit	City	Prices (Rs.)			% Change in Dec., 2016 Over	
			Dec.,2016	Nov., 2016	Dec.,2015	Nov., 2016	Dec., 2015
<b>029. Vegetables &amp; Fruit Juice</b>							
2133101. TOMATO KETCHUP 300 GM.	DOZ.	LAH	900.00	900.00	900.00	0.00	0.00
		FAS	892.20	892.20	892.20	0.00	0.00
		RAW	1045.00	1045.00	1025.00	0.00	1.95
		MUL	1037.40	1037.40	978.24	0.00	6.05
		GJT	920.00	920.00	920.00	0.00	0.00
		KAR	780.00	780.00	780.00	0.00	0.00
		HYD	780.00	780.00	724.00	0.00	7.73
		SKR	855.36	855.36	936.72	0.00	-8.69
		MPK	772.00	772.00	772.00	0.00	0.00
		PSH	1140.00	1140.00	1080.00	0.00	5.56
		MNG	1030.00	1030.00	980.00	0.00	5.10
		QTA	828.00	828.00	828.00	0.00	0.00
2133901. CHILLES & LIME PKL.IN OIL 340 G.	DOZ.	LAH	1250.00	1250.00	1017.00	0.00	22.91
		RAW	1152.50	1152.50	1137.50	0.00	1.32
		KAR	1380.00	1380.00	1092.00	0.00	26.37
		MPK	992.76	992.76	992.76	0.00	0.00
		PSH	1260.00	1100.00	1100.00	14.55	14.55
		QTA	938.00	938.00	938.00	0.00	0.00
<b>030. Dried Fruits &amp; Nuts</b>							
2141101. KISHMISH(RAISIN) AVG. QLTY.	40 KG.	LAH	9900.00	9900.00	9900.00	0.00	0.00
		RAW	8100.00	8100.00	8100.00	0.00	0.00
		MUL	6600.00	6600.00	11750.00	0.00	-43.83
		KAR	10500.00	10500.00	10500.00	0.00	0.00
		HYD	10000.00	9400.00	9400.00	6.38	6.38
		MPK	10000.00	10000.00	12000.00	0.00	-16.67
		PSH	6200.00	6200.00	5400.00	0.00	14.81
		BNU	8900.00	8900.00	8900.00	0.00	0.00
		QTA	5100.00	5100.00	5100.00	0.00	0.00
2141301. GROUND NUT WITH SHELL AVG. QLTY.	40 KG.	LAH	7300.00	6050.00	5250.00	20.66	39.05
		RAW	4650.00	4650.00	4650.00	0.00	0.00
		MUL	5700.00	5700.00	4650.00	0.00	22.58
		KAR	8400.00	7600.00	7100.00	10.53	18.31
		HYD	5800.00	4500.00	4500.00	28.89	28.89
		MPK	4600.00	4500.00	4300.00	2.22	6.98
		PSH	7200.00	7200.00	5600.00	0.00	28.57
		QTA	7500.00	7500.00	5000.00	0.00	50.00
<b>031. Fruit Juices</b>							
2142901. ROOHAFZA(SHARBAT)	DOZ.	LAH	1700.00	1700.00	1620.00	0.00	4.94
		FAS	1810.00	1810.00	1660.00	0.00	9.04
		RAW	1825.00	1825.00	1685.00	0.00	8.31
		MUL	1770.00	1770.00	1650.00	0.00	7.27
		GUJ	1800.00	1800.00	1700.00	0.00	5.88
		BPR	1800.00	1800.00	1680.00	0.00	7.14
		GJT	1800.00	1800.00	1650.00	0.00	9.09
		KAR	1776.00	1776.00	1704.00	0.00	4.23
		HYD	1775.00	1775.00	1680.00	0.00	5.65
		SKR	1720.00	1720.00	1620.00	0.00	6.17
		LRK	1750.00	1750.00	1690.00	0.00	3.55
		PSH	1740.00	1740.00	1680.00	0.00	3.57
		BNU	1710.00	1710.00	1710.00	0.00	0.00
		MNG	1800.00	1800.00	1675.00	0.00	7.46
		QTA	1980.00	1980.00	1836.00	0.00	7.84
2142902. JAM-E-SHREEN	DOZ.	LAH	1780.00	1780.00	1766.00	0.00	0.79
		FAS	1770.00	1770.00	1660.00	0.00	6.63
		RAW	1810.00	1810.00	1695.00	0.00	6.78
		MUL	1680.00	1680.00	1650.00	0.00	1.82
		GUJ	1700.00	1700.00	1650.00	0.00	3.03
		BPR	1800.00	1800.00	1670.00	0.00	7.78
		KAR	1824.00	1824.00	1776.00	0.00	2.70
		HYD	1800.00	1800.00	1680.00	0.00	7.14
		SKR	1720.00	1720.00	1620.00	0.00	6.17

Contd.

## 7.10 Intercity Wholesale Prices of Selected Commodities

Group/Commodity/Item Specification	Unit	City	Prices (Rs.)			% Change in	
			Dec.,2016	Nov., 2016	Dec.,2015	Nov., 2016	Dec., 2015
		PSH	1750.00	1750.00	1670.00	0.00	4.79
		BNU	1650.00	1650.00	1650.00	0.00	0.00
		MNG	1800.00	1800.00	1670.00	0.00	7.78
2142903. FRUIT JUICE TETRA PACK	DOZ.	LAH	190.00	190.00	190.00	0.00	0.00
		FAS	162.50	162.50	157.50	0.00	3.17
		RAW	157.50	157.50	157.50	0.00	0.00
		MUL	135.00	135.00	135.00	0.00	0.00
		KAR	168.00	168.00	136.00	0.00	23.53
		HYD	170.00	170.00	165.00	0.00	3.03
		SKR	180.00	180.00	180.00	0.00	0.00
		PSH	130.00	130.00	120.00	0.00	8.33
		QTA	110.00	110.00	110.00	0.00	0.00
2142904. LEMON/ORANGE SQUASH MITCHELS(730ML)	DOZ.	LAH	1540.00	1540.00	1540.00	0.00	0.00
		FAS	1587.00	1587.00	1560.00	0.00	1.73
		RAW	1710.00	1710.00	1710.00	0.00	0.00
		MUL	1767.60	1767.60	1685.00	0.00	4.90
		KAR	1788.00	1788.00	1705.00	0.00	4.87
		HYD	1775.00	1775.00	1680.00	0.00	5.65
		PSH	1800.00	1800.00	1500.00	0.00	20.00
2142905. MUREEY BREWERY (TOPS)	DOZ.	LAH	495.00	495.00	495.00	0.00	0.00
		RAW	625.00	1125.00	1125.00	-44.44	-44.44
		KSR	435.00	495.00	435.00	-12.12	0.00
2149201. APL/MNG/ORG/MIX. FRUIT JAM 450 G.	DOZ.	LAH	1455.00	1455.00	1455.00	0.00	0.00
		RAW	1390.00	1390.00	1490.00	0.00	-6.71
		KAR	1260.00	1260.00	1260.00	0.00	0.00
		MPK	1183.00	1183.00	1183.00	0.00	0.00
		PSH	1410.00	1410.00	1410.00	0.00	0.00
		QTA	1320.00	1320.00	1320.00	0.00	0.00
2149202. MANGO/MIXED PICKLE IN OIL 340 G.	DOZ.	LAH	1120.00	1120.00	1080.00	0.00	3.70
		RAW	1137.50	1137.50	1137.50	0.00	0.00
		KAR	1380.00	1380.00	1092.00	0.00	26.37
		MPK	992.76	992.76	992.76	0.00	0.00
		PSH	1320.00	1320.00	1320.00	0.00	0.00
		QTA	936.00	936.00	936.00	0.00	0.00
<b>032. Vegetable Oils Refined</b>							
2154101. SOYABEAN COOKING OIL TIN	5 LTR.	LAH	815.00	815.00	815.00	0.00	0.00
		FAS	830.00	820.00	800.00	1.22	3.75
		RAW	847.50	825.00	810.00	2.73	4.63
		MUL	884.62	850.00	850.00	4.07	4.07
		KAR	742.50	742.50	742.50	0.00	0.00
		HYD	880.00	880.00	880.00	0.00	0.00
		SKR	840.00	840.00	840.00	0.00	0.00
		MPK	890.00	970.00	970.00	-8.25	-8.25
		PSH	780.00	780.00	820.00	0.00	-4.88
		BNU	970.00	850.00	970.00	14.12	0.00
		QTA	840.00	840.00	840.00	0.00	0.00
2154301. SUN FLOWER COOKING OIL	5 LTR.	LAH	815.00	815.00	815.00	0.00	0.00
		FAS	780.00	770.00	750.00	1.30	4.00
		RAW	847.50	825.00	810.00	2.73	4.63
		MUL	802.88	778.85	778.85	3.09	3.09
		GJT	790.00	790.00	790.00	0.00	0.00
		KAR	742.50	742.50	742.50	0.00	0.00
		HYD	870.00	870.00	800.00	0.00	8.75
		SKR	840.00	840.00	840.00	0.00	0.00
		PSH	850.00	850.00	820.00	0.00	3.66
		MNG	850.00	850.00	780.00	0.00	8.97
		QTA	900.00	900.00	900.00	0.00	0.00
2154401. MUSTARD & RAPE SEED OIL.	40 KG.	LAH	5200.00	5200.00	5550.00	0.00	-6.31
		RAW	6750.00	6750.00	6750.00	0.00	0.00
		MUL	5100.00	5200.00	4950.00	-1.92	3.03
		KSR	5150.00	5200.00	5525.00	-0.96	-6.79
		KAR	6100.00	6100.00	6100.00	0.00	0.00

Contd.

## 7.10 Intercity Wholesale Prices of Selected Commodities

Group/Commodity/Item Specification	Unit	City	Prices (Rs.)			% Change in			
			Dec.,2016	Nov., 2016	Dec.,2015	Nov., 2016	Dec., 2015		
2154801. COTTON SEED OIL	40 KG.	HYD	4900.00	5100.00	4900.00	-3.92	0.00		
		MPK	5000.00	5080.00	4900.00	-1.57	2.04		
		PSH	6750.00	6750.00	6900.00	0.00	-2.17		
		BNU	6200.00	6200.00	6200.00	0.00	0.00		
		QTA	6000.00	6000.00	6000.00	0.00	0.00		
		LAH	5800.00	5800.00	5625.00	0.00	3.11		
		MUL	3925.00	3950.00	3700.00	-0.63	6.08		
		GUJ	5200.00	5200.00	5200.00	0.00	0.00		
		SAR	4500.00	4375.00	4375.00	2.86	2.86		
		KAR	5605.00	5605.00	5605.00	0.00	0.00		
		HYD	4480.00	4400.00	3600.00	1.82	24.44		
		SKR	3950.00	3950.00	4200.00	0.00	-5.95		
		NWB	6000.00	6000.00	6000.00	0.00	0.00		
2154901. RAFHAN CORN OIL	2.00 LT	PSH	5100.00	4800.00	4800.00	6.25	6.25		
		LAH	650.00	650.00	650.00	0.00	0.00		
		FAS	690.00	690.00	690.00	0.00	0.00		
		RAW	690.00	690.00	670.00	0.00	2.99		
		MUL	703.00	703.00	703.00	0.00	0.00		
		KAR	695.00	695.00	685.00	0.00	1.46		
		HYD	710.00	710.00	710.00	0.00	0.00		
		MPK	700.00	700.00	630.00	0.00	11.11		
		PSH	710.00	700.00	700.00	1.43	1.43		
		MNG	730.00	730.00	730.00	0.00	0.00		
		QTA	730.00	730.00	730.00	0.00	0.00		
		033. Vegetable Ghee							
		2159001. VEGETABLE GHEE(16 KG TIN)	EACH	LAH	2200.00	2200.00	2050.00	0.00	7.32
RAW	2295.00			2235.00	2145.00	2.68	6.99		
MUL	2375.00			2300.00	2272.50	3.26	4.51		
SKT	2070.00			2070.00	2070.00	0.00	0.00		
KAR	2450.00			2400.00	1990.00	2.08	23.12		
SKR	1850.00			1850.00	1770.00	0.00	4.52		
MPK	2150.00			2080.00	1690.00	3.37	27.22		
PSH	2440.00			2400.00	2220.00	1.67	9.91		
MNG	2450.00			2390.00	2200.00	2.51	11.36		
QTA	2450.00			2325.00	2325.00	5.38	5.38		
2159002. VEGETABLE GHEE(DALDA/TULO/HABIB/SHA)	05 KG.			LAH	860.00	830.00	830.00	3.61	3.61
				FAS	860.00	830.00	785.00	3.61	9.55
				RAW	847.50	825.00	810.00	2.73	4.63
		MUL	879.23	845.00	845.00	4.05	4.05		
		SAR	890.00	870.00	865.00	2.30	2.89		
		GJT	845.00	845.00	845.00	0.00	0.00		
		KAR	850.00	850.00	810.00	0.00	4.94		
		HYD	875.00	875.00	875.00	0.00	0.00		
		SKR	780.00	780.00	720.00	0.00	8.33		
		PSH	830.00	830.00	835.00	0.00	-0.60		
		QTA	850.00	830.00	830.00	2.41	2.41		
		034. Oil Cakes							
		2171001. COTTON SEED OIL CAKES	40 KG.	LAH	1800.00	1800.00	1525.00	0.00	18.03
FAS	1700.00			1700.00	1750.00	0.00	-2.86		
MUL	1425.00			1475.00	1600.00	-3.39	-10.94		
SAR	1650.00			1574.25	1714.00	4.81	-3.73		
BPR	1725.00			1625.00	1725.00	6.15	0.00		
HYD	1600.00			1600.00	1400.00	0.00	14.29		
SKR	1640.00			1640.00	1500.00	0.00	9.33		
MPK	1450.00			1420.00	1600.00	2.11	-9.38		
PSH	1500.00			1500.00	1640.00	0.00	-8.54		
QTA	1250.00			1250.00	925.00	0.00	35.14		
2171002. MUSTARD & RAPSEED OIL CAKES	40 KG.			LAH	1400.00	1400.00	1250.00	0.00	12.00
				FAS	1400.00	1400.00	1150.00	0.00	21.74
				MUL	1375.00	1375.00	1190.00	0.00	15.55
		SAR	1425.00	1350.00	1200.00	5.56	18.75		
		BPR	1375.00	1375.00	1225.00	0.00	12.24		

Contd.



## 7.10 Intercity Wholesale Prices of Selected Commodities

Group/Commodity/Item Specification	Unit	City	Prices (Rs.)			% Change in Dec., 2016 Over	
			Dec.,2016	Nov., 2016	Dec.,2015	Nov., 2016	Dec., 2015
		HYD	1300.00	1300.00	1200.00	0.00	8.33
		SKR	1300.00	1300.00	1350.00	0.00	-3.70
		MPK	1150.00	1100.00	1150.00	4.55	0.00
		PSH	1620.00	1600.00	1600.00	1.25	1.25
		QTA	950.00	950.00	950.00	0.00	0.00
<b>035. Processed Liquid Milk</b>							
2211002. MILK PAK/HALEEB/NESTLE (LITRE)	DOZ.	LAH	1360.00	1360.00	1250.00	0.00	8.80
		FAS	1235.00	1235.00	1182.50	0.00	4.44
		RAW	1255.00	1255.00	1195.00	0.00	5.02
		KAR	1250.00	1250.00	1250.00	0.00	0.00
		HYD	1250.00	1250.00	1200.00	0.00	4.17
		SKR	1140.00	1140.00	1140.00	0.00	0.00
		PSH	1240.00	1240.00	1240.00	0.00	0.00
		MNG	1370.00	1370.00	1250.00	0.00	9.60
<b>036. Milk &amp; Cream in Solid Form</b>							
2221101. POWD.MILK EVERYDAY(NESTLE)1KG.	EACH	LAH	660.00	660.00	660.00	0.00	0.00
		RAW	632.50	632.50	620.00	0.00	2.02
		MUL	671.32	671.32	648.16	0.00	3.57
		KAR	662.50	662.50	647.50	0.00	2.32
		HYD	680.00	680.00	650.00	0.00	4.62
		SKR	650.00	650.00	650.00	0.00	0.00
		PSH	650.00	650.00	650.00	0.00	0.00
		BNU	680.00	680.00	650.00	0.00	4.62
		QTA	680.00	680.00	680.00	0.00	0.00
2221201. POWDERED MILK(SKIMMED)BAG 25 KG.	EACH	LAH	11750.00	11750.00	11750.00	0.00	0.00
		RAW	12350.00	12350.00	11775.00	0.00	4.88
		MUL	8900.00	8900.00	9800.00	0.00	-9.18
		KAR	10700.00	10700.00	10950.00	0.00	-2.28
		PSH	8500.00	8500.00	8700.00	0.00	-2.30
		QTA	12500.00	12500.00	12500.00	0.00	0.00
2221202. POWDERED MILK NIDO ( 1 KG. POLY BA	EACH	LAH	700.00	700.00	700.00	0.00	0.00
		RAW	738.00	738.00	738.00	0.00	0.00
		GUJ	738.00	738.00	738.00	0.00	0.00
		KAR	732.50	732.50	697.50	0.00	5.02
		HYD	769.00	857.14	820.00	-10.28	-6.22
		PSH	745.00	745.00	700.00	0.00	6.43
<b>037. Ice Cream</b>							
2227001. ICE CREAM POLKA/WALLS	DOZ.	LAH	400.00	400.00	324.00	0.00	23.46
		RAW	442.50	442.50	442.50	0.00	0.00
		KAR	288.00	288.00	264.00	0.00	9.09
		HYD	432.00	432.00	432.00	0.00	0.00
		SKR	240.00	240.00	240.00	0.00	0.00
		QTA	456.00	456.00	384.00	0.00	18.75
<b>038. Dairy Products N.E.C</b>							
2229001. MILO(200 GM. PACK) NESTLE	EACH	LAH	198.00	198.00	198.00	0.00	0.00
		FAS	175.00	175.00	175.00	0.00	0.00
		RAW	172.50	172.50	172.50	0.00	0.00
		KAR	190.00	190.00	174.00	0.00	9.20
		HYD	195.00	195.00	195.00	0.00	0.00
		MPK	180.00	180.00	180.00	0.00	0.00
		PSH	190.00	190.00	155.00	0.00	22.58
		MNG	175.00	175.00	175.00	0.00	0.00
		QTA	160.00	160.00	160.00	0.00	0.00
2229002. LACTOGEN(SOFT PACK 400 GM)	EACH	LAH	395.00	395.00	390.00	0.00	1.28
		FAS	400.00	395.83	405.00	1.05	-1.23
		RAW	415.00	415.00	405.00	0.00	2.47
		MUL	407.50	407.50	402.79	0.00	1.17
		KAR	400.00	400.00	400.00	0.00	0.00
		HYD	415.00	405.00	405.00	2.47	2.47
		MPK	408.00	408.00	400.00	0.00	2.00
		PSH	394.00	394.00	394.00	0.00	0.00
		QTA	395.00	395.00	395.00	0.00	0.00

Contd.

## 7.10 Intercity Wholesale Prices of Selected Commodities

Group/Commodity/Item Specification	Unit	City	Prices (Rs.)			% Change in Dec., 2016 Over	
			Dec.,2016	Nov., 2016	Dec.,2015	Nov., 2016	Dec., 2015
<b>039. Wheat Flour</b>							
2311001. WHEAT FLOUR SUP. QLTY.	80 KG.	LAH	3565.00	3565.00	3565.00	0.00	0.00
		FAS	2960.00	2960.00	3000.00	0.00	-1.33
		RAW	3567.50	3567.50	3667.50	0.00	-2.73
		MUL	3115.00	3115.00	2925.00	0.00	6.50
		GUJ	2880.00	2880.00	3100.00	0.00	-7.10
		SAR	3040.00	3040.00	3010.00	0.00	1.00
		SKT	4000.00	4000.00	3850.00	0.00	3.90
		GJT	3000.00	3000.00	3080.00	0.00	-2.60
		KAR	3120.00	3120.00	3298.00	0.00	-5.40
		HYD	3520.00	3520.00	3630.00	0.00	-3.03
		SKR	2920.00	2920.00	2960.00	0.00	-1.35
		LRK	3080.00	3040.00	3360.00	1.32	-8.33
		PSH	3200.00	3220.00	3400.00	-0.62	-5.88
		QTA	3920.00	3920.00	3880.00	0.00	1.03
2311002. WHEAT FLOUR AVG. QLTY	80 KG.	LAH	2960.00	2960.00	3050.00	0.00	-2.95
		FAS	2725.00	2700.00	2820.00	0.93	-3.37
		RAW	2937.50	2937.50	3050.00	0.00	-3.69
		MUL	2965.00	2965.00	2725.00	0.00	8.81
		SAH	2790.00	2790.00	3025.00	0.00	-7.77
		SAR	2760.00	2760.00	2720.00	0.00	1.47
		BPR	2880.00	2880.00	3080.00	0.00	-6.49
		GJT	2750.00	2750.00	3000.00	0.00	-8.33
		KAR	2960.00	2960.00	3138.00	0.00	-5.67
		HYD	3000.00	3000.00	3180.00	0.00	-5.66
		SKR	2880.00	2880.00	2880.00	0.00	0.00
		LRK	2960.00	2960.00	3040.00	0.00	-2.63
		MPK	2840.00	2840.00	2850.00	0.00	-0.35
		PSH	2900.00	2900.00	3175.00	0.00	-8.66
		MNG	3000.00	3000.00	3120.00	0.00	-3.85
		QTA	3880.00	3880.00	3840.00	0.00	1.04
2311003. WHEAT FLOUR/BAG OF 10 KG.	EACH	LAH	373.00	373.00	377.00	0.00	-1.06
		FAS	357.50	355.00	355.00	0.70	0.70
		RAW	379.00	379.00	383.50	0.00	-1.17
		MUL	370.00	370.00	345.00	0.00	7.25
		GUJ	360.00	360.00	385.00	0.00	-6.49
		SKT	370.00	370.00	390.00	0.00	-5.13
		BPR	370.00	370.00	385.00	0.00	-3.90
		GJT	355.00	355.00	385.00	0.00	-7.79
		KAR	416.50	416.50	416.50	0.00	0.00
		HYD	390.00	390.00	411.00	0.00	-5.11
		SKR	370.00	370.00	385.00	0.00	-3.90
		LRK	370.00	370.00	380.00	0.00	-2.63
		MPK	370.00	370.00	370.00	0.00	0.00
		NWB	350.00	350.00	350.00	0.00	0.00
		PSH	360.00	360.00	382.50	0.00	-5.88
		QTA	400.00	400.00	390.00	0.00	2.56
2311004. MAIDA AVG. QLTY.	80 KG.	LAH	3660.00	3660.00	3660.00	0.00	0.00
		FAS	3152.00	3040.00	3475.00	3.68	-9.29
		RAW	3675.00	3675.00	3825.00	0.00	-3.92
		MUL	3107.50	3107.50	3100.00	0.00	0.24
		SAR	3200.00	3360.00	3680.00	-4.76	-13.04
		BPR	3425.00	3425.00	3600.00	0.00	-4.86
		GJT	3240.00	3240.00	3520.00	0.00	-7.95
		KAR	3200.00	3120.00	3370.00	2.56	-5.04
		HYD	3280.00	3280.00	3600.00	0.00	-8.89
		SKR	3500.00	3500.00	3500.00	0.00	0.00
		MPK	3520.00	3520.00	3550.00	0.00	-0.85
		PSH	3400.00	3600.00	3530.00	-5.56	-3.68
		MNG	3670.00	3670.00	3700.00	0.00	-0.81
		QTA	4000.00	4000.00	4000.00	0.00	0.00

Contd.

## 7.10 Intercity Wholesale Prices of Selected Commodities

Group/Commodity/Item Specification	Unit	City	Prices (Rs.)			% Change in	
						Dec., 2016	
			Dec.,2016	Nov., 2016	Dec.,2015	Nov., 2016	Dec., 2015
2311005. SUJI	85 KG.	LAH	4260.00	4260.00	4260.00	0.00	0.00
		FAS	3349.00	3230.00	3615.00	3.68	-7.36
		RAW	3700.00	3700.00	3862.50	0.00	-4.21
		MUL	3325.00	3380.00	3535.00	-1.63	-5.94
		SAH	3550.00	3550.00	3604.00	0.00	-1.50
		BPR	3550.00	3550.00	3750.00	0.00	-5.33
		GJT	3485.00	3485.00	3650.00	0.00	-4.52
		KAR	3612.00	3612.00	3662.50	0.00	-1.38
		HYD	3485.00	3485.00	3650.00	0.00	-4.52
		SKR	3782.00	3782.00	3825.00	0.00	-1.12
		MPK	3825.00	3825.00	3800.00	0.00	0.66
		PSH	3600.00	3770.00	3590.00	-4.51	0.28
		QTA	4200.00	4200.00	5200.00	0.00	-19.23
		2311006. CERELAC WHEAT(400 GM.)	EACH	LAH	260.00	260.00	260.00
FAS	241.66			248.00	255.00	-2.56	-5.23
RAW	289.00			289.00	289.00	0.00	0.00
MUL	258.00			258.00	252.79	0.00	2.06
KAR	257.00			257.00	198.00	0.00	29.80
HYD	260.00			260.00	260.00	0.00	0.00
MPK	255.00			255.00	255.00	0.00	0.00
PSH	250.00			250.00	243.00	0.00	2.88
MNG	275.00			275.00	243.00	0.00	13.17
QTA	245.00			245.00	245.00	0.00	0.00
<b>040. Other Cereal Flour</b>							
2312001. BESAN	85 KG.	LAH	13212.50	13212.50	9125.00	0.00	44.79
		FAS	12113.00	12325.00	8500.00	-1.72	42.51
		RAW	13900.00	14750.00	9025.00	-5.76	54.02
		MUL	12440.00	12440.00	8250.00	0.00	50.79
		GUJ	11500.00	11500.00	7650.00	0.00	50.33
		SAR	13175.00	13175.00	9137.00	0.00	44.19
		SKT	12325.00	12750.00	10000.00	-3.33	23.25
		GJT	13940.00	12325.00	7650.00	13.10	82.22
		KSR	13175.00	13212.50	9025.00	-0.28	45.98
		KAR	12835.00	13812.50	7352.50	-7.08	74.57
		HYD	13200.00	13200.00	9600.00	0.00	37.50
		SKR	12750.00	12750.00	8600.00	0.00	48.26
		MPK	13800.00	14025.00	10200.00	-1.60	35.29
		PSH	13000.00	11050.00	10400.00	17.65	25.00
QTA	12400.00	12400.00	10880.00	0.00	13.97		
<b>041. Sugar Refined</b>							
2352001. SUGAR REFINED(BAG)	50 KG.	LAH	2980.00	3500.00	2630.00	-14.86	13.31
		FAS	2950.00	3500.00	2550.00	-15.71	15.69
		RAW	2975.00	3525.00	2712.50	-15.60	9.68
		MUL	2927.50	3505.00	2575.00	-16.48	13.69
		GUJ	2950.00	3550.00	2570.00	-16.90	14.79
		SKT	2980.00	3550.00	2400.00	-16.06	24.17
		GJT	2920.00	3450.00	2700.00	-15.36	8.15
		KAR	2930.00	3350.00	2547.50	-12.54	15.01
		HYD	2980.00	3200.00	2500.00	-6.88	19.20
		MPK	2940.00	3450.00	2650.00	-14.78	10.94
		PSH	2980.00	3590.00	2620.00	-16.99	13.74
		MNG	3000.00	3580.00	2670.00	-16.20	12.36
		QTA	3000.00	3500.00	2560.00	-14.29	17.19
		2352002. GUR AVG. QLTY.	40 KG.	LAH	3225.00	3345.00	2900.00
MUL	2300.00			2300.00	2650.00	0.00	-13.21
SAR	2350.00			2450.00	2450.00	-4.08	-4.08
SKT	3600.00			3600.00	3600.00	0.00	0.00
KSR	3050.00			3345.00	2575.00	-8.82	18.45
KAR	2420.00			2920.00	2760.00	-17.12	-12.32
HYD	2500.00			2650.00	2900.00	-5.66	-13.79
SKR	2700.00			3000.00	2600.00	-10.00	3.85
PSH	2750.00			2750.00	2750.00	0.00	0.00

Contd.

## 7.10 Intercity Wholesale Prices of Selected Commodities

Group/Commodity/Item Specification	Unit	City	Prices (Rs.)			% Change in	
						Dec., 2016	
			Dec.,2016	Nov., 2016	Dec.,2015	Nov., 2016	Dec., 2015
		MNG	3200.00	3200.00	3200.00	0.00	0.00
		QTA	3400.00	3400.00	3200.00	0.00	6.25
<b>042. Chocolate</b>							
2366001. CHOCOLATE CANDY (NOW)	DOZ.	LAH	52.00	52.00	52.00	0.00	0.00
		RAW	54.50	54.50	54.50	0.00	0.00
		BPR	55.00	55.00	55.00	0.00	0.00
		KSR	52.00	52.00	52.00	0.00	0.00
		KAR	54.00	52.00	52.00	3.85	3.85
		PSH	52.00	52.00	58.00	0.00	-10.34
		QTA	54.00	54.00	54.00	0.00	0.00
<b>043. Sugar Confectionary</b>							
2367001. TOFFEE (HILAL)	DOZ.	LAH	18.00	18.00	10.00	0.00	80.00
		RAW	20.00	20.00	20.00	0.00	0.00
		GUJ	10.00	10.00	10.90	0.00	-8.26
		SKT	10.00	10.00	10.00	0.00	0.00
		BPR	10.97	10.97	10.97	0.00	0.00
		KSR	18.00	18.00	10.00	0.00	80.00
		KAR	10.00	10.00	10.00	0.00	0.00
		HYD	10.00	10.00	10.00	0.00	0.00
		LRK	15.00	15.00	15.00	0.00	0.00
		PSH	10.58	10.28	15.00	2.92	-29.47
		QTA	10.00	10.00	10.00	0.00	0.00
<b>044. Coffee &amp; Tea</b>							
2391301. TEA LIPTON YELLOW LABEL 200 G.PKT	06 PKT.	LAH	1015.00	895.00	1075.00	13.41	-5.58
		FAS	989.47	894.73	1047.36	10.59	-5.53
		RAW	962.50	897.50	1087.50	7.24	-11.49
		MUL	966.00	852.00	1027.00	13.38	-5.94
		SKT	1021.26	884.21	1023.00	15.50	-0.17
		KAR	1035.78	900.00	1073.64	15.09	-3.53
		HYD	1021.26	891.47	1084.00	14.56	-5.79
		SKR	891.48	891.48	1072.00	0.00	-16.84
		PSH	1022.00	864.00	1076.00	18.29	-5.02
		MNG	915.00	870.00	1050.00	5.17	-12.86
		QTA	1061.74	935.34	1128.00	13.51	-5.87
2391302. TEA SUPREME 200 G. PKT.	06 PKT.	LAH	835.00	788.00	955.00	5.96	-12.57
		FAS	815.78	789.47	926.31	3.33	-11.93
		RAW	762.50	762.50	947.50	0.00	-19.53
		MUL	798.00	750.00	912.00	6.40	-12.50
		SKT	841.08	789.47	978.95	6.54	-14.08
		KAR	821.00	821.00	872.00	0.00	-5.85
		HYD	831.12	793.00	961.20	4.81	-13.53
		SKR	786.00	786.00	870.00	0.00	-9.66
		PSH	860.00	860.00	890.00	0.00	-3.37
		MNG	840.00	840.00	948.00	0.00	-11.39
		QTA	760.00	760.00	760.00	0.00	0.00
2391303. TEA LOOSE	KG.	LAH	422.50	422.50	434.50	0.00	-2.76
		FAS	500.00	500.00	522.50	0.00	-4.31
		RAW	645.00	645.00	655.00	0.00	-1.53
		MUL	490.00	490.00	525.00	0.00	-6.67
		SKT	500.00	500.00	500.00	0.00	0.00
		GJT	580.00	550.00	550.00	5.45	5.45
		KAR	460.00	440.00	605.00	4.55	-23.97
		HYD	580.00	580.00	650.00	0.00	-10.77
		SKR	475.00	475.00	550.00	0.00	-13.64
		MPK	510.00	510.00	680.00	0.00	-25.00
		PSH	570.00	570.00	660.00	0.00	-13.64
		MNG	550.00	550.00	650.00	0.00	-15.38
		QTA	410.00	410.00	410.00	0.00	0.00
2391304. TEA TAPAL MIXTURE (200 G ) PKT.	06 PKT	LAH	895.00	895.00	1039.00	0.00	-13.86
		FAS	873.68	873.68	1010.52	0.00	-13.54
		RAW	872.50	872.50	1022.50	0.00	-14.67
		MUL	760.80	760.80	924.00	0.00	-17.66

Contd.

## 7.10 Intercity Wholesale Prices of Selected Commodities

Group/Commodity/Item Specification	Unit	City	Prices (Rs.)			% Change in	
						Dec., 2016	
			Dec.,2016	Nov., 2016	Dec.,2015	Nov., 2016	Dec., 2015
		KAR	915.00	915.00	966.00	0.00	-5.28
		HYD	852.64	852.64	1035.78	0.00	-17.68
		PSH	864.00	864.00	890.00	0.00	-2.92
		MNG	852.00	852.00	810.00	0.00	5.19
		QTA	1074.00	1074.00	797.00	0.00	34.76
<b>045. Spices</b>							
2392101. BLACK PEPPER 50 G.PKT.(NATIONAL)	EACH	LAH	100.00	100.00	91.00	0.00	9.89
		RAW	97.50	97.50	91.50	0.00	6.56
		MUL	102.23	102.23	92.94	0.00	10.00
		SKT	86.89	86.89	86.89	0.00	0.00
		KAR	105.00	105.00	92.00	0.00	14.13
		HYD	105.00	105.00	96.00	0.00	9.38
		MPK	100.00	90.00	69.25	11.11	44.40
		PSH	91.00	91.00	87.00	0.00	4.60
		MNG	90.00	90.00	90.00	0.00	0.00
		QTA	110.00	105.00	86.00	4.76	27.91
2392201. RED CHILLIES(200 G PKT.NATIONAL)	EACH	LAH	95.00	95.00	95.00	0.00	0.00
		FAS	96.32	96.32	96.32	0.00	0.00
		RAW	96.50	96.50	96.50	0.00	0.00
		MUL	95.52	95.52	95.52	0.00	0.00
		SKT	95.52	95.52	95.52	0.00	0.00
		KAR	100.00	100.00	100.00	0.00	0.00
		HYD	105.00	105.00	105.00	0.00	0.00
		MPK	96.50	96.50	96.50	0.00	0.00
		PSH	92.00	92.00	92.00	0.00	0.00
		MNG	106.00	106.00	106.00	0.00	0.00
		QTA	92.00	92.00	92.00	0.00	0.00
2392402. CORRIANDER PWD.200 G. PKT.NAT.	EACH	LAH	87.96	87.96	87.96	0.00	0.00
		FAS	94.23	94.23	88.78	0.00	6.14
		RAW	91.50	91.50	91.50	0.00	0.00
		MUL	97.13	97.13	81.40	0.00	19.32
		SKT	70.78	70.78	70.78	0.00	0.00
		KAR	90.00	90.00	84.00	0.00	7.14
		HYD	104.00	104.00	77.00	0.00	35.06
		MPK	68.41	68.41	68.41	0.00	0.00
		PSH	90.00	90.00	70.00	0.00	28.57
		MNG	104.00	104.00	70.00	0.00	48.57
		QTA	103.00	103.00	81.60	0.00	26.23
2392601. CLOVES	40 KG.	LAH	52500.00	52500.00	50500.00	0.00	3.96
		RAW	46900.00	46900.00	46750.00	0.00	0.32
		MUL	41500.00	41500.00	44500.00	0.00	-6.74
		KAR	43000.00	43000.00	37125.00	0.00	15.82
		HYD	51000.00	51000.00	55500.00	0.00	-8.11
		MPK	42000.00	42000.00	42000.00	0.00	0.00
		PSH	52000.00	52000.00	54000.00	0.00	-3.70
		QTA	51000.00	51000.00	51000.00	0.00	0.00
<b>046. Other Food Products</b>							
2399401. VINEGAR SYNTHETIC (SIRKA)	DOZ.	LAH	780.00	780.00	720.00	0.00	8.33
		RAW	875.00	875.00	875.00	0.00	0.00
		KAR	545.00	545.00	545.00	0.00	0.00
		PSH	720.00	720.00	560.00	0.00	28.57
		QTA	900.00	900.00	900.00	0.00	0.00
2399901. TURMERIC POWDER(50 G.PKT.NATIONAL)	EACH	LAH	31.50	31.50	31.50	0.00	0.00
		FAS	31.96	31.96	31.96	0.00	0.00
		RAW	30.00	30.00	30.00	0.00	0.00
		MUL	31.69	31.69	31.69	0.00	0.00
		SKT	31.69	31.69	31.69	0.00	0.00
		KAR	34.00	34.00	34.00	0.00	0.00
		HYD	35.00	35.00	35.00	0.00	0.00
		SKR	31.69	31.69	31.71	0.00	-0.06
		MPK	32.00	32.00	32.00	0.00	0.00
		PSH	31.20	31.20	31.20	0.00	0.00

Contd.

## 7.10 Intercity Wholesale Prices of Selected Commodities

Group/Commodity/Item Specification	Unit	City	Prices (Rs.)			% Change in	
			Dec.,2016	Nov., 2016	Dec.,2015	Nov., 2016	Dec., 2015
		MNG	32.50	32.50	32.50	0.00	0.00
		QTA	30.00	30.00	30.00	0.00	0.00
<b>047. Mineral Water</b>							
2441001. MINERAL WATER NESTLE(1.5 LTR)	DOZ.	LAH	520.00	520.00	480.00	0.00	8.33
		FAS	480.00	450.00	440.00	6.67	9.09
		RAW	512.50	512.50	512.50	0.00	0.00
		MUL	530.00	530.00	508.00	0.00	4.33
		GUJ	450.00	450.00	450.00	0.00	0.00
		SKT	419.00	419.00	419.00	0.00	0.00
		KAR	499.00	499.00	456.00	0.00	9.43
		HYD	500.00	500.00	470.00	0.00	6.38
		SKR	480.00	480.00	480.00	0.00	0.00
		MPK	510.00	510.00	418.00	0.00	22.01
		PSH	480.00	480.00	443.00	0.00	8.35
		QTA	528.00	528.00	528.00	0.00	0.00
<b>048. Beverages</b>							
2449001. COCA COLA(CRATE OF 24 BOTTLES)	EACH	LAH	442.00	442.00	442.00	0.00	0.00
		FAS	445.00	445.00	445.00	0.00	0.00
		RAW	405.00	405.00	382.50	0.00	5.88
		MUL	403.00	403.00	403.00	0.00	0.00
		SKT	444.00	444.00	444.00	0.00	0.00
		GJT	444.00	444.00	444.00	0.00	0.00
		KAR	444.00	444.00	444.00	0.00	0.00
		HYD	444.00	444.00	444.00	0.00	0.00
		SKR	432.00	432.00	432.00	0.00	0.00
		MPK	390.00	390.00	390.00	0.00	0.00
		PSH	440.00	440.00	445.00	0.00	-1.12
		BNU	475.00	475.00	475.00	0.00	0.00
		MNG	430.00	430.00	430.00	0.00	0.00
		QTA	480.00	480.00	480.00	0.00	0.00
2449002. SEVEN UP (CRATE OF 24 BOTTLES)	EACH	LAH	442.00	442.00	442.00	0.00	0.00
		FAS	445.00	445.00	445.00	0.00	0.00
		RAW	405.00	405.00	382.50	0.00	5.88
		MUL	403.00	403.00	403.00	0.00	0.00
		SKT	444.00	444.00	444.00	0.00	0.00
		GJT	444.00	444.00	444.00	0.00	0.00
		KAR	444.00	444.00	444.00	0.00	0.00
		HYD	444.00	444.00	444.00	0.00	0.00
		SKR	432.00	432.00	432.00	0.00	0.00
		MPK	390.00	390.00	390.00	0.00	0.00
		PSH	440.00	440.00	445.00	0.00	-1.12
		BNU	475.00	475.00	475.00	0.00	0.00
		MNG	420.00	420.00	420.00	0.00	0.00
		QTA	480.00	480.00	480.00	0.00	0.00
2449003. MAKKA COLA (CRATE OF 24 BOTTLES)	EACH	MUL	280.00	280.00	280.00	0.00	0.00
		GUJ	280.00	280.00	280.00	0.00	0.00
		SKT	270.00	270.00	270.00	0.00	0.00
		PSH	410.00	410.00	410.00	0.00	0.00
		BNU	322.00	322.00	322.00	0.00	0.00
		MNG	322.00	322.00	322.00	0.00	0.00
2449004. PEPSI COLA (CRATE OF 24 BOTTLES)	EACH	LAH	442.00	442.00	442.00	0.00	0.00
		FAS	445.00	445.00	445.00	0.00	0.00
		RAW	405.00	405.00	382.50	0.00	5.88
		MUL	403.00	403.00	403.00	0.00	0.00
		SKT	444.00	444.00	444.00	0.00	0.00
		GJT	444.00	444.00	444.00	0.00	0.00
		KAR	444.00	444.00	444.00	0.00	0.00
		HYD	444.00	444.00	444.00	0.00	0.00
		SKR	432.00	432.00	432.00	0.00	0.00
		PSH	440.00	440.00	445.00	0.00	-1.12
		BNU	475.00	475.00	475.00	0.00	0.00
		MNG	420.00	420.00	420.00	0.00	0.00
		QTA	450.00	450.00	450.00	0.00	0.00

Contd.

## 7.10 Intercity Wholesale Prices of Selected Commodities

Group/Commodity/Item Specification	Unit	City	Prices (Rs.)			% Change in	
			Dec.,2016	Nov., 2016	Dec.,2015	Nov., 2016	Dec., 2015
<b>049. Tobacco Products</b>							
2502001. CIGARETTES K-2 10'S (FILTER)	1000	KAR	3075.00	3075.00	2850.00	0.00	7.89
2502002. CIGARETTES MELBOURNE	1000	KAR	3575.00	3575.00	3100.00	0.00	15.32
2502003. CIGARETTES CAPSTAN LSFT 10 SS	1000	KAR	3575.00	3575.00	3100.00	0.00	15.32
2502004. CIGARETTES GOLD LEAF (KSFT) 20	1000	KAR	6250.00	6250.00	5700.00	0.00	9.65
<b>3b) Textiles &amp; Apparels</b>							
<b>050. Cotton Yarn</b>							
2636001. COTTON YARN 10/1 POPULAR FIBER	10 LB.	KAR	850.00	807.50	850.00	5.26	0.00
2636002. COTTON YARN 16/1 MGM	10 LB.	KAR	1150.00	1127.50	960.00	2.00	19.79
2636003. COTTON YARN 21/1 SURIYA TEXTILE	10 LB.	KAR	1200.00	1200.00	1070.00	0.00	12.15
2636004. COTTON YARN 42/1 ABDULLAH TEXTILE	10 LB.	KAR	1650.00	1650.00	1550.00	0.00	6.45
2636005. COTTON YARN 20/2 BAJWA	10 LB.	KAR	1280.00	1282.50	1180.00	-0.19	8.47
<b>051. Nylon Yarn</b>							
2643001. NYLON YARN RUPALI(PAK)50/72/00	LB.	KAR	90.00	90.00	90.00	0.00	0.00
2643002. NYLON YARN GRATON 50/36/00FLAT	LB.	KAR	70.00	70.00	77.00	0.00	-9.09
2643003. NYLON YARN GRATON 75/48/0 DTY	LB.	KAR	103.00	103.00	103.00	0.00	0.00
<b>052. Blended Yarn</b>							
2645001. BLND.YARN 30/1 A.A TEX.Z.TW PVC	LB.	KAR	124.00	123.00	121.00	0.81	2.48
2645002. BLND.YARN 40/1 SANA	LB.	KAR	138.00	138.00	151.00	0.00	-8.61
2645003. BLND.YARN 60/1 PP AGAR	LB.	KAR	124.00	124.00	124.00	0.00	0.00
2645004. BLND.YARN 30/1 A.A TEX.COMBED	LB.	KAR	127.00	126.00	121.00	0.79	4.96
2645005. BLND.YARN 40/1 A.A. TEXTILE	LB.	KAR	143.00	143.00	143.00	0.00	0.00
<b>053. Woven Fabrics</b>							
2654001. LIGHT WEIGHT WORSTED (L.PUR)	MTR.	LAH	925.00	925.00	925.00	0.00	0.00
		RAW	1475.00	1275.00	1162.50	15.69	26.88
		KAR	1800.00	1700.00	1700.00	5.88	5.88
2654002. HEAVY WEIGHT SUITING (L.PUR)	MTR.	LAH	1825.00	1625.00	1575.00	12.31	15.87
		RAW	1675.00	1475.00	1375.00	13.56	21.82
		KAR	2600.00	2350.00	2350.00	10.64	10.64
2654003. TWEED (LAWRENCEPUR)	MTR.	LAH	1025.00	1025.00	925.00	0.00	10.81
		RAW	1475.00	1325.00	1225.00	11.32	20.41
		KAR	2200.00	2050.00	2050.00	7.32	7.32
2654004. WORSTED (LAWRENCEPUR)	MTR.	LAH	1075.00	1075.00	975.00	0.00	10.26
		RAW	1525.00	1375.00	1275.00	10.91	19.61
		KAR	2000.00	1800.00	1800.00	11.11	11.11
<b>054. Cotton Fabrics</b>							
2662001. LATHA GUL AHMED 90000 SUP. QLTY.	40 MTR.	LAH	8100.00	8100.00	7900.00	0.00	2.53
		FAS	8400.00	8600.00	8550.00	-2.33	-1.75
		RAW	6350.00	5625.00	5625.00	12.89	12.89
		MUL	8500.00	8500.00	8095.00	0.00	5.00
		KAR	8500.00	8500.00	8500.00	0.00	0.00
		HYD	8000.00	8000.00	7000.00	0.00	14.29
2662002. LATHA PRESIDENT SUP. QLTY.	40 MTR.	LAH	3700.00	3700.00	3450.00	0.00	7.25
		MUL	7000.00	7000.00	7140.00	0.00	-1.96
		KAR	3682.50	3682.50	3682.50	0.00	0.00
2662003. LATHA MAST QALANDER SUP. QLTY.	40 MTR.	MUL	5300.00	5300.00	4920.00	0.00	7.72
		KAR	2810.00	2810.00	2810.00	0.00	0.00
2662004. LATHA MUGHAL-E-AZAM SUP. QLTY.	40 MTR.	LAH	3750.00	3750.00	3650.00	0.00	2.74
		FAS	5800.00	5800.00	5650.00	0.00	2.65
		RAW	5525.00	5525.00	5525.00	0.00	0.00
		MUL	5920.00	5920.00	5880.00	0.00	0.68
		KAR	5300.00	5300.00	5300.00	0.00	0.00
		HYD	7000.00	7000.00	6000.00	0.00	16.67
<b>055. Other Fabrics</b>							
2669001. LAWN AVG. QLTY.	MTR.	LAH	81.00	81.00	75.50	0.00	7.28
		FAS	92.50	92.50	92.50	0.00	0.00
		RAW	122.50	122.50	122.50	0.00	0.00
		MUL	125.00	125.00	125.00	0.00	0.00
		KAR	130.00	130.00	125.00	0.00	4.00
		HYD	140.00	140.00	120.00	0.00	16.67
		SKR	80.00	80.00	70.00	0.00	14.29
		QTA	130.00	130.00	130.00	0.00	0.00

Contd.

## 7.10 Intercity Wholesale Prices of Selected Commodities

Group/Commodity/Item Specification	Unit	City	Prices (Rs.)			% Change in	
						Dec., 2016	
			Dec.,2016	Nov., 2016	Dec.,2015	Nov., 2016	Dec., 2015
2669002. LAWN SUP. QLTY.	MTR.	LAH	207.50	207.50	177.50	0.00	16.90
		FAS	192.50	230.00	230.00	-16.30	-16.30
		RAW	225.00	225.00	225.00	0.00	0.00
		MUL	180.00	180.00	180.00	0.00	0.00
		KAR	275.00	275.00	240.00	0.00	14.58
2669003. GREY CLOTH 52"	MTR.	LAH	50.00	50.00	45.00	0.00	11.11
		FAS	62.50	62.50	62.50	0.00	0.00
		RAW	41.00	41.00	41.00	0.00	0.00
		MUL	117.50	117.50	117.50	0.00	0.00
		KAR	69.50	69.50	69.50	0.00	0.00
2669004. GREY CLOTH 98"	MTR.	LAH	82.50	82.50	76.50	0.00	7.84
		FAS	122.50	122.50	122.50	0.00	0.00
		KAR	130.00	130.00	130.00	0.00	0.00
2669005. DRILL DYED	MTR.	LAH	75.50	75.50	75.50	0.00	0.00
		FAS	120.00	120.00	105.00	0.00	14.29
		RAW	37.50	37.50	32.50	0.00	15.38
		KAR	141.00	141.00	141.00	0.00	0.00
		QTA	68.00	68.00	68.00	0.00	0.00
<b>056. Silk &amp; Reyon Fabrics</b>							
2679001. KT. SHIRTING AL-KARAM SUP. QLTY.	MTR.	LAH	87.50	87.50	82.50	0.00	6.06
		RAW	132.50	132.50	132.50	0.00	0.00
		KAR	135.00	135.00	135.00	0.00	0.00
2679002. KT. SHIRTING TOYOBO SUP. QLTY.	MTR.	FAS	240.00	212.50	212.50	12.94	12.94
		RAW	132.50	132.50	132.50	0.00	0.00
		MUL	85.00	85.00	85.00	0.00	0.00
		KAR	92.50	92.50	92.50	0.00	0.00
		QTA	73.00	73.00	73.00	0.00	0.00
2679003. WOOLY FLAT	MTR.	LAH	47.50	47.50	47.50	0.00	0.00
		KAR	39.00	39.00	39.00	0.00	0.00
		QTA	62.50	62.50	62.50	0.00	0.00
2679004. SILK AVG. QLTY.	MTR.	LAH	67.50	67.50	59.00	0.00	14.41
		RAW	57.50	57.50	57.50	0.00	0.00
		MUL	95.00	95.00	95.00	0.00	0.00
		KAR	41.00	41.00	41.00	0.00	0.00
		SKR	45.00	45.00	35.00	0.00	28.57
2679005. SILK SUP. QLTY.	MTR.	QTA	55.00	55.00	55.00	0.00	0.00
		LAH	92.50	92.50	85.50	0.00	8.19
		FAS	150.00	237.50	237.50	-36.84	-36.84
		RAW	95.00	95.00	95.00	0.00	0.00
		QTA	75.00	75.00	75.00	0.00	0.00
2679006. LINEN STAR MILL KARACHI	MTR.	LAH	127.50	127.50	116.50	0.00	9.44
		KAR	140.00	140.00	130.00	0.00	7.69
		QTA	100.00	100.00	92.00	0.00	8.70
<b>057. Towels</b>							
2684001. TOWEL MED SIZE AVG. QLTY.	DOZ.	LAH	1825.00	1825.00	1725.00	0.00	5.80
		FAS	1650.00	1650.00	1650.00	0.00	0.00
		KSR	1825.00	1825.00	1725.00	0.00	5.80
		KAR	2300.00	2300.00	2300.00	0.00	0.00
		SKR	2040.00	2040.00	2040.00	0.00	0.00
		PSH	2400.00	1500.00	2400.00	60.00	0.00
		QTA	1620.00	1620.00	1620.00	0.00	0.00
<b>058. Blankets</b>							
2711001. BLANKET MOONLITE SINGLE	EACH	LAH	2400.00	2400.00	2400.00	0.00	0.00
		RAW	3075.00	3075.00	2975.00	0.00	3.36
		KAR	2437.50	2437.50	2437.50	0.00	0.00
2711002. BLANKET MOONLITE DOUBLE	EACH	LAH	3000.00	3000.00	3000.00	0.00	0.00
		RAW	3487.50	3487.50	3325.00	0.00	4.89
		KAR	2900.00	2900.00	2900.00	0.00	0.00

Contd.



## 7.10 Intercity Wholesale Prices of Selected Commodities

Group/Commodity/Item Specification	Unit	City	Prices (Rs.)			% Change in Dec., 2016 Over	
			Dec.,2016	Nov., 2016	Dec.,2015	Nov., 2016	Dec., 2015
<b>059. Bed Sheets</b>							
2712001. BED SHEET COTTON SINGLE AVG. QLTY.	DOZ.	LAH	3760.00	3760.00	3250.00	0.00	15.69
		FAS	4300.00	4300.00	4300.00	0.00	0.00
		KAR	4350.00	4350.00	4350.00	0.00	0.00
		SKR	3960.00	3960.00	3960.00	0.00	0.00
		PSH	4300.00	4000.00	4800.00	7.50	-10.42
		QTA	3600.00	3600.00	3600.00	0.00	0.00
2712002. BED SHEET COTTON DOUBLE AVG. QLTY.	DOZ.	LAH	6250.00	6250.00	5650.00	0.00	10.62
		FAS	4900.00	4900.00	4900.00	0.00	0.00
		KAR	6750.00	6750.00	6750.00	0.00	0.00
		SKR	7800.00	7800.00	7800.00	0.00	0.00
		PSH	9600.00	9600.00	9600.00	0.00	0.00
		QTA	4250.00	4250.00	4250.00	0.00	0.00
<b>060. Quilts</b>							
2718001. READY MADE QUILT	EACH	LAH	950.00	950.00	950.00	0.00	0.00
		RAW	875.00	875.00	775.00	0.00	12.90
		KAR	1075.00	1075.00	1075.00	0.00	0.00
		PSH	900.00	900.00	875.00	0.00	2.86
		QTA	600.00	600.00	600.00	0.00	0.00
<b>061. Woolen Carpets</b>							
2721001. WOOLEN CARPET	SQ.FT.	LAH	105.00	105.00	60.00	0.00	75.00
		KAR	60.00	60.00	60.00	0.00	0.00
<b>062. Synthetic Carpets</b>							
2729001. SYNTHETIC CARPET	SQ.FT.	LAH	32.50	32.50	32.50	0.00	0.00
		RAW	24.50	24.50	24.50	0.00	0.00
		KAR	49.00	49.00	49.00	0.00	0.00
		QTA	46.50	46.50	46.50	0.00	0.00
<b>063. Hosiery Products</b>							
2821001. UNDER WEAR MED. SIZE AVG. QLTY.	DOZ.	LAH	1270.00	1270.00	1125.00	0.00	12.89
		FAS	780.00	780.00	780.00	0.00	0.00
		RAW	1912.50	1912.50	1875.00	0.00	2.00
		KAR	1140.00	1140.00	1000.00	0.00	14.00
		SKR	960.00	960.00	890.00	0.00	7.87
		PSH	1440.00	1440.00	1440.00	0.00	0.00
		QTA	540.00	420.00	420.00	28.57	28.57
2821002. VEST (BANYAN)MED. SIZE AVG. QLTY.	DOZ.	LAH	1310.00	1310.00	1175.00	0.00	11.49
		FAS	900.00	900.00	900.00	0.00	0.00
		RAW	1912.50	1912.50	1875.00	0.00	2.00
		KAR	1260.00	1260.00	1030.00	0.00	22.33
		SKR	1320.00	1320.00	1322.50	0.00	-0.19
		PSH	1440.00	1440.00	1500.00	0.00	-4.00
		QTA	720.00	720.00	720.00	0.00	0.00
2821003. SOCKS NYLON MIXED GENTS SUP. QLTY.	DOZ.	LAH	660.00	660.00	1125.00	0.00	-41.33
		FAS	710.00	710.00	710.00	0.00	0.00
		RAW	812.50	812.50	812.50	0.00	0.00
		KAR	930.00	930.00	798.00	0.00	16.54
		SKR	900.00	900.00	860.00	0.00	4.65
		PSH	600.00	600.00	900.00	0.00	-33.33
		QTA	620.00	620.00	620.00	0.00	0.00
2821004. SOCKS COTTON GENTS AVG. QLTY.	DOZ.	LAH	1087.50	1087.50	750.00	0.00	45.00
		FAS	510.00	510.00	510.00	0.00	0.00
		KAR	702.00	702.00	650.00	0.00	8.00
<b>064. Readymade Garments</b>							
2823101. PANTS GENTS (W&W) AVG. QLTY.	DOZ.	LAH	4250.00	4250.00	4250.00	0.00	0.00
		RAW	7250.00	7250.00	7250.00	0.00	0.00
		KAR	5730.00	5730.00	5100.00	0.00	12.35
2823102. SHORT	DOZ.	LAH	1250.00	1250.00	1250.00	0.00	0.00
		KAR	1350.00	1350.00	1260.00	0.00	7.14
		HYD	2400.00	2400.00	2400.00	0.00	0.00
2823103. AWAMI SUIT(W&W) AVG. QLTY.	DOZ.	LAH	10000.00	10000.00	9000.00	0.00	11.11
		RAW	13350.00	13350.00	12750.00	0.00	4.71
		KAR	7900.00	7900.00	6700.00	0.00	17.91
		QTA	6600.00	5400.00	5400.00	22.22	22.22

Contd.

## 7.10 Intercity Wholesale Prices of Selected Commodities

Group/Commodity/Item Specification	Unit	City	Prices (Rs.)			% Change in	
						Dec., 2016	
			Dec.,2016	Nov., 2016	Dec.,2015	Nov., 2016	Dec., 2015
2823201. SHIRT GENTS (W&W) AVG. QLTY.	DOZ.	LAH	3225.00	3225.00	3225.00	0.00	0.00
		RAW	4375.00	4375.00	4275.00	0.00	2.34
		KAR	4050.00	3540.00	4050.00	14.41	0.00
2823301. GIRL'S FROCK (W&W)	DOZ.	LAH	8750.00	8750.00	8750.00	0.00	0.00
		RAW	11650.00	11650.00	11100.00	0.00	4.95
		KAR	7500.00	7500.00	6740.00	0.00	11.28
<b>3c) Leather Products</b>							
<b>065. Leather Without Hair</b>							
2912001. SOLE LEATHER 5 MM GR-1	KG.	SAH	700.00	700.00	700.00	0.00	0.00
		KSR	475.00	475.00	425.00	0.00	11.76
2912002. SOLE LEATHER 4.5 MM GR-1	KG.	SAH	725.00	725.00	725.00	0.00	0.00
		KSR	510.00	510.00	490.00	0.00	4.08
2912003. SOLE LEATHER 4 MM GR-1	KG.	SAH	750.00	750.00	750.00	0.00	0.00
		KSR	510.00	560.00	510.00	-8.93	0.00
<b>066. Other Leather N.E.C</b>							
2913001. CHROME LEATHER COW ANALINE GR-I	DM.	SAH	19.37	19.37	19.37	0.00	0.00
		KSR	20.45	20.45	21.00	0.00	-2.62
2913002. CHROME LEATHER COW ANALINE GR-II	DM.	SAH	18.29	18.29	18.29	0.00	0.00
		KSR	18.22	18.22	18.22	0.00	0.00
2913003. CHROME LEATHER BUFF CALF (SUP)	DM.	SAH	17.22	17.22	17.22	0.00	0.00
		KSR	18.00	18.00	18.00	0.00	0.00
2913004. CHROME LEATHER BUFF CALF (B)	DM.	SAH	15.60	15.60	15.60	0.00	0.00
		KSR	15.00	15.00	15.00	0.00	0.00
<b>067. Footwears</b>							
2933001. GENTS SHOES PAUL BATA	PAIR	LAH	818.23	818.23	818.23	0.00	0.00
2933002. GENTS SANDAL BATA	PAIR	LAH	572.51	572.51	572.51	0.00	0.00
2933003. GENTS SLATE CHAPPAL BATA	PAIR	LAH	110.08	110.08	110.08	0.00	0.00
2933004. LADIES SANDAL BATA (EMOZIAN)	PAIR	LAH	490.61	490.61	490.61	0.00	0.00
2933005. LADIES SPOUNG CHAPPAL BATA(TROPICAL)	PAIR	LAH	109.52	109.52	109.52	0.00	0.00
2933006. CHILD SHOE POWER LIFE BATA	PAIR	LAH	550.00	550.00	285.85	0.00	92.41
2933007. GENTS SHOES ART 1109 SERVIS	PAIR	LAH	477.00	477.00	477.00	0.00	0.00
2933008. CHEETAH 50 SIZE 3.5	PAIR	LAH	1091.00	1091.00	1091.00	0.00	0.00
2933009. SERVIS SHOES WOMEN	PAIR	LAH	370.00	370.00	370.00	0.00	0.00
2933010. SERVIS SHOES CHILDREN	PAIR	LAH	257.00	257.00	257.00	0.00	0.00
<b>4. Other Transportable Goods</b>							
<b>068. Timber</b>							
3131001. TIMBER SHEESHAM	CMT.	LAH	62682.50	62682.50	59151.00	0.00	5.97
		RAW	73278.00	73278.00	67098.00	0.00	9.21
		KAR	59000.00	59000.00	59000.00	0.00	0.00
		PSH	56503.00	52965.00	42378.00	6.68	33.33
		QTA	55582.00	55582.00	55582.00	0.00	0.00
3131002. TIMBER KERUING PINE WOOD	CMT.	RAW	67981.00	67981.00	64449.00	0.00	5.48
		KAR	59000.00	59000.00	59000.00	0.00	0.00
3131003. TIMBER PERTAL	CMT.	LAH	41494.00	41494.00	38845.50	0.00	6.82
		RAW	55620.50	55620.50	52089.00	0.00	6.78
		KAR	43000.00	43000.00	43000.00	0.00	0.00
		PSH	56496.00	56496.00	56496.00	0.00	0.00
3131004. TIMBER CHIR	CMT.	QTA	31050.00	31050.00	31050.00	0.00	0.00
		LAH	36197.00	36197.00	32665.50	0.00	10.81
		RAW	50323.50	50323.50	46792.00	0.00	7.55
3131005. TIMBER DEODAR	CMT.	KAR	34500.00	34500.00	34500.00	0.00	0.00
		RAW	111241.00	111241.00	104178.50	0.00	6.78
		KAR	112500.00	112500.00	112500.00	0.00	0.00
		PSH	105930.00	105930.00	105930.00	0.00	0.00
3131006. TIMBER TEAK WOOD	CMT.	QTA	88000.00	88000.00	88000.00	0.00	0.00
		LAH	147436.00	147436.00	143021.50	0.00	3.09
		KAR	155000.00	155000.00	155000.00	0.00	0.00
<b>069. Printing Paper</b>							
3212901. OFFSET PAPER FLYING FINISH	KG.	KAR	82.00	80.00	75.00	2.50	9.33
3212902. ART PAPER "LEYKAM"/CHINA	KG.	KAR	115.00	115.00	115.00	0.00	0.00
3212903. PRINTING PAPER ROYAL CENTURY	KG.	KAR	90.00	90.00	90.00	0.00	0.00
3212904. PHOTOSTAT PAPER 210X297 A-4(80GM)	KG.	KAR	325.00	340.00	345.00	-4.41	-5.80

Contd.

## 7.10 Intercity Wholesale Prices of Selected Commodities

Group/Commodity/Item Specification	Unit	City	Prices (Rs.)			% Change in	
			Dec.,2016	Nov., 2016	Dec.,2015	Nov., 2016	Dec., 2015
<b>070. Hard Board</b>							
3213301. KRAFT LINES BOARD (BRAZIL-125)	KG.	KAR	106.00	95.00	95.00	11.58	11.58
<b>071. Coke</b>							
3310001. COKE	MT.	KAR	60000.00	60000.00	60000.00	0.00	0.00
<b>072. Motor Spirit</b>							
3331001. MOTOR SPRIT 87 RON	LTR.	KAR	66.21	64.21	76.20	3.11	-13.11
<b>073. Diesel Oil</b>							
3333001. DIESEL OIL LIGHT SPEED (BULK)	LTR.	KAR	43.28	43.28	53.16	0.00	-18.59
3333002. DIESEL OIL HIGH SPEED(BULK)	LTR.	KAR	75.16	72.46	83.73	3.73	-10.24
<b>074. Kerosine Oil</b>							
3334001. KEROSENE OIL	LTR.	KAR	43.11	43.11	56.18	0.00	-23.26
<b>075. Furnace Oil</b>							
3337001. HIGH SULPHUR FURNACE OIL(HSFO)	MT.	KAR	35199.00	33545.00	23720.00	4.93	48.39
<b>076. Mobil Oil</b>							
3338001. HAVOLINE MOBIL OIL PETROL ENGN.	4 LTR.	FAS	1950.00	1950.00	1950.00	0.00	0.00
		RAW	1962.50	1962.50	1962.50	0.00	0.00
		MUL	1622.50	1622.50	1780.00	0.00	-8.85
		GJT	1749.00	1749.00	1790.00	0.00	-2.29
		KAR	2030.00	2000.00	2157.00	1.50	-5.89
		PSH	1700.00	1700.00	1700.00	0.00	0.00
		QTA	1670.00	1670.00	1670.00	0.00	0.00
3338002. HAVOLINE MOBIL OIL CNG ENGN.	4 LTR.	FAS	1600.00	1600.00	1600.00	0.00	0.00
		RAW	1937.50	1937.50	1937.50	0.00	0.00
		MUL	1562.50	1562.50	1660.00	0.00	-5.87
		GJT	1749.00	1749.00	1790.00	0.00	-2.29
		KAR	1800.00	1750.00	1833.00	2.86	-1.80
		PSH	1800.00	1700.00	1700.00	5.88	5.88
		QTA	1725.00	1725.00	1725.00	0.00	0.00
<b>077. Chemicals</b>							
3414001. STEARIC ACID	LB.	LAH	92.50	92.50	122.50	0.00	-24.49
		KAR	80.50	80.50	80.50	0.00	0.00
3414002. ACETIC ACID	LB.	LAH	60.00	60.00	80.00	0.00	-25.00
		KAR	34.50	34.50	41.00	0.00	-15.85
		PSH	45.00	40.00	50.00	12.50	-10.00
3414003. TARTARIC POWDER	50 KG.	LAH	18500.00	18500.00	17500.00	0.00	5.71
		KAR	3700.00	3700.00	11700.00	0.00	-68.38
3414004. CITRIC ACID	50 KG.	LAH	6500.00	6500.00	5700.00	0.00	14.04
		KAR	5650.00	5650.00	4900.00	0.00	15.31
		PSH	5800.00	5800.00	5600.00	0.00	3.57
3414005. CHINA CLAY	M.T.	KAR	45000.00	45000.00	52000.00	0.00	-13.46
3414006. BLEACHING POWDER	50 KG.	LAH	2600.00	2600.00	2600.00	0.00	0.00
		KSR	2675.00	2600.00	2675.00	2.88	0.00
		KAR	2750.00	2750.00	2275.00	0.00	20.88
		PSH	3000.00	3000.00	3000.00	0.00	0.00
3414007. GLUCOSE POWDER	50 KG.	LAH	4400.00	4400.00	4800.00	0.00	-8.33
		KAR	3600.00	3600.00	4100.00	0.00	-12.20
		PSH	4300.00	4300.00	5000.00	0.00	-14.00
3422001. ZINC OXIDE	50 KG.	LAH	21000.00	21000.00	21000.00	0.00	0.00
		PSH	15000.00	15000.00	15000.00	0.00	0.00
3423101. CAUSTIC SODA	50 KG.	LAH	3800.00	3800.00	3700.00	0.00	2.70
		KSR	3725.00	3800.00	3725.00	-1.97	0.00
		KAR	3925.00	3925.00	3710.00	0.00	5.80
		PSH	3900.00	3900.00	3600.00	0.00	8.33
3423102. SULPHURIC ACID	100 KG.	LAH	2100.00	2100.00	2500.00	0.00	-16.00
		KAR	2320.00	2320.00	2387.50	0.00	-2.83
		PSH	1600.00	1600.00	2000.00	0.00	-20.00
3423103. MERCURY	KG.	LAH	12000.00	12000.00	12500.00	0.00	-4.00
		KAR	8200.00	8000.00	7100.00	2.50	15.49
		PSH	5500.00	5500.00	9000.00	0.00	-38.89
3424001. SODA ASH LIGHT 80 KG. BAG	BAG	LAH	3360.00	3360.00	3360.00	0.00	0.00
		KSR	3425.00	3360.00	3425.00	1.93	0.00
		KAR	1975.00	1975.00	2072.50	0.00	-4.70
		PSH	3440.00	3440.00	3360.00	0.00	2.38

Contd.

## 7.10 Intercity Wholesale Prices of Selected Commodities

Group/Commodity/Item Specification	Unit	City	Prices (Rs.)			% Change in		
						Dec., 2016		
			Dec.,2016	Nov., 2016	Dec.,2015	Nov., 2016	Dec., 2015	
3424002. SODIUM BI- CARBONATE.	50 KG.	LAH	2400.00	2400.00	2450.00	0.00	-2.04	
		KAR	2135.00	2135.00	2210.00	0.00	-3.39	
		PSH	2400.00	2400.00	2400.00	0.00	0.00	
3424003. SALT EPSUM	100 KG.	LAH	1400.00	1400.00	1400.00	0.00	0.00	
		KAR	1980.00	1980.00	1630.00	0.00	21.47	
		PSH	2200.00	2200.00	2200.00	0.00	0.00	
<b>078. Dyeing Material</b>								
3431001. DYES RED B-BASE	LB.	KAR	270.00	270.00	270.00	0.00	0.00	
3431002. DYES ORITEX JAPAN RED HR-2.	LB.	KAR	225.00	225.00	225.00	0.00	0.00	
3431003. DYED REACTIVE VIOLET H-3R	LB.	KAR	250.00	250.00	250.00	0.00	0.00	
<b>079. Fertilizers</b>								
3461101. SONA UREA	MT.	LAH	27000.00	27000.00	37000.00	0.00	-27.03	
		FAS	28000.00	28000.00	39000.00	0.00	-28.21	
		MUL	26600.00	27000.00	38000.00	-1.48	-30.00	
		PSH	27000.00	27400.00	38600.00	-1.46	-30.05	
3461102. KISAN UREA	MT.	LAH	27000.00	27000.00	37000.00	0.00	-27.03	
		FAS	26000.00	26000.00	38400.00	0.00	-32.29	
		MUL	24600.00	25600.00	36000.00	-3.91	-31.67	
		GUJ	26000.00	26000.00	34400.00	0.00	-24.42	
		PSH	26000.00	26600.00	36000.00	-2.26	-27.78	
3461401. CALCIUM AMMONIUM NITRATE	MT.	LAH	23000.00	23000.00	32500.00	0.00	-29.23	
		FAS	24000.00	24000.00	33000.00	0.00	-27.27	
		MUL	19200.00	19600.00	30600.00	-2.04	-37.25	
		GUJ	20500.00	21000.00	34400.00	-2.38	-40.41	
3462101. SINGLE SUPPER PHOSPHATE (GR) 18PC	MT.	LAH	16000.00	16000.00	20000.00	0.00	-20.00	
		FAS	18000.00	18000.00	20000.00	0.00	-10.00	
		MUL	13200.00	13000.00	18600.00	1.54	-29.03	
		GUJ	16000.00	16000.00	18000.00	0.00	-11.11	
		PSH	17000.00	17000.00	19000.00	0.00	-10.53	
3462102. SINGLE SUPER PHOSPHATE (PD) 18PC	MT.	LAH	21000.00	21000.00	21000.00	0.00	0.00	
		FAS	21950.00	21950.00	21950.00	0.00	0.00	
		MUL	21900.00	21900.00	21900.00	0.00	0.00	
		GUJ	22000.00	22000.00	22000.00	0.00	0.00	
		PSH	25100.00	25100.00	25100.00	0.00	0.00	
3462103. TRIPLE SUPER PHOSPHATE (GR)	MT.	LAH	61750.00	61750.00	61750.00	0.00	0.00	
		FAS	61850.00	61850.00	61850.00	0.00	0.00	
		MUL	62050.00	62050.00	62050.00	0.00	0.00	
		GUJ	66000.00	66000.00	66000.00	0.00	0.00	
		PSH	60000.00	60000.00	60000.00	0.00	0.00	
3463201. SULPHATE OF POTASH	MT.	LAH	79000.00	79000.00	103000.00	0.00	-23.30	
		MUL	83600.00	83600.00	83600.00	0.00	0.00	
		KSR	79000.00	79000.00	103000.00	0.00	-23.30	
3464101. NITRO PHOSPHATE	MT.	LAH	36000.00	36000.00	50500.00	0.00	-28.71	
		FAS	38000.00	38000.00	49000.00	0.00	-22.45	
		MUL	34600.00	34600.00	49400.00	0.00	-29.96	
		GUJ	35000.00	38000.00	46000.00	-7.89	-23.91	
3464201. DIA-AMMONIUM PHOSPHATE	MT.	PSH	36000.00	39000.00	48000.00	-7.69	-25.00	
		LAH	49000.00	49000.00	75000.00	0.00	-34.67	
		FAS	50000.00	50000.00	67560.00	0.00	-25.99	
		MUL	49000.00	49600.00	75600.00	-1.21	-35.19	
		GUJ	49000.00	49000.00	67000.00	0.00	-26.87	
3464401. NITROGEN PHOSPHATE AND POTACIUM(NPK)	MT.	PSH	49000.00	49000.00	67000.00	0.00	-26.87	
		LAH	46000.00	46000.00	62000.00	0.00	-25.81	
		GUJ	58000.00	58000.00	50000.00	0.00	16.00	
		SAR	47600.00	48600.00	46700.00	-2.06	1.93	
080. Pesticides	BOTTLE	HYD	39600.00	39600.00	61680.00	0.00	-35.80	
		3466101. THIODAN 35 EC(AGRICULTURE) 1 LTR	LAH	750.00	750.00	750.00	0.00	0.00
		FAS	1100.00	1100.00	1050.00	0.00	4.76	
		MUL	1200.00	1200.00	1200.00	0.00	0.00	
SAR	875.00	875.00	875.00	0.00	0.00			
GJT	500.00	500.00	500.00	0.00	0.00			

Contd.

## 7.10 Intercity Wholesale Prices of Selected Commodities

Group/Commodity/Item Specification	Unit	City	Prices (Rs.)			% Change in	
						Dec., 2016	
			Dec.,2016	Nov., 2016	Dec.,2015	Nov., 2016	Dec., 2015
		HYD	750.00	750.00	750.00	0.00	0.00
		MPK	600.00	600.00	600.00	0.00	0.00
3466102. DURSBAN TC(TERMICIDE CONC.)	BOTTLE	LAH	2000.00	2000.00	2000.00	0.00	0.00
		FAS	1100.00	1100.00	1265.00	0.00	-13.04
		MUL	1550.00	1550.00	1550.00	0.00	0.00
		SAR	900.00	1000.00	1100.00	-10.00	-18.18
3466103. SARSABZ (VEGETABLES) 1 LTR.	BOTTLE	LAH	250.00	250.00	250.00	0.00	0.00
		FAS	340.00	340.00	360.00	0.00	-5.56
		MUL	700.00	700.00	700.00	0.00	0.00
		SAR	250.00	300.00	300.00	-16.67	-16.67
		GJT	500.00	500.00	500.00	0.00	0.00
3466104. MALATHION (ALL ANIMALS) 1 LTR.	BOTTLE	LAH	800.00	800.00	800.00	0.00	0.00
		FAS	1220.00	1220.00	1300.00	0.00	-6.15
		GUJ	1100.00	1100.00	1100.00	0.00	0.00
		GJT	1200.00	1200.00	1200.00	0.00	0.00
<b>081. Insecticides</b>							
3471001. L-D POLYTHYLENE	LB.	KAR	80.56	77.69	78.13	3.69	3.11
3473001. POLYSTRENE GP.	55 LB.	KAR	4745.00	4745.00	4650.00	0.00	2.04
<b>082. Paints &amp; Varnishes</b>							
3511001. SYN CLEAR VARNISH (BUXLYS)	3 LTR.	LAH	1062.00	1062.00	1062.00	0.00	0.00
		KAR	1225.00	1225.00	1225.00	0.00	0.00
3511002. SYN CLEAR VARNISH (BERGER)	3 LTR.	LAH	1215.00	1215.00	1215.00	0.00	0.00
		KAR	1375.00	1375.00	1375.00	0.00	0.00
3511003. SYN ENAMEL VIP (BERGER)	3.6 LTR	LAH	1860.00	1860.00	1860.00	0.00	0.00
		RAW	1365.00	1337.50	1337.50	2.06	2.06
		KAR	1650.00	1650.00	1650.00	0.00	0.00
3511004. SYN ENAMEL 413 (BUXLYS)	3.6 LTR	LAH	1380.00	1380.00	1380.00	0.00	0.00
		RAW	1365.00	1330.00	1330.00	2.63	2.63
		KAR	1650.00	1650.00	1650.00	0.00	0.00
3511005. VIP PLASTIC EMULSION (BERGER)	4 LTR.	LAH	1836.00	1836.00	1836.00	0.00	0.00
		RAW	1590.00	1555.00	1555.00	2.25	2.25
		KAR	1500.00	1500.00	1500.00	0.00	0.00
3511006. PLASTIC BOUND DISTEMPER(BUXLYS)	6 KG.	LAH	1210.00	1210.00	1210.00	0.00	0.00
		RAW	990.00	975.00	975.00	1.54	1.54
		KAR	975.00	975.00	975.00	0.00	0.00
3511007. ICI PLASTIC EMULSION	4 LTR	LAH	1940.00	1940.00	1940.00	0.00	0.00
		RAW	1730.00	1690.00	1690.00	2.37	2.37
		KAR	1750.00	1750.00	1750.00	0.00	0.00
<b>083. Medicines</b>							
3526001. PANADOL TAB. (200)	PACKET	LAH	162.00	162.00	153.00	0.00	5.88
		RAW	195.50	195.50	165.00	0.00	18.48
		MUL	204.00	204.00	153.00	0.00	33.33
		KAR	205.00	205.00	165.00	0.00	24.24
		MPK	153.00	153.00	153.00	0.00	0.00
		PSH	210.00	210.00	155.00	0.00	35.48
		QTA	200.00	200.00	200.00	0.00	0.00
3526002. DISPRIN TAB. (600)	PACKET	LAH	555.00	555.00	525.00	0.00	5.71
		RAW	595.00	595.00	417.50	0.00	42.51
		MUL	638.00	638.00	510.00	0.00	25.10
		KAR	638.00	638.00	510.00	0.00	25.10
		MPK	550.00	550.00	425.00	0.00	29.41
		PSH	510.00	510.00	510.00	0.00	0.00
		QTA	600.00	600.00	440.00	0.00	36.36
3526003. FLAGYL TAB. (200)	PACKET	LAH	278.00	278.00	278.00	0.00	0.00
		RAW	255.00	255.00	255.00	0.00	0.00
		MUL	267.83	267.83	267.83	0.00	0.00
		KAR	268.00	268.00	268.00	0.00	0.00
		MPK	260.00	260.00	260.00	0.00	0.00
		PSH	271.00	271.00	271.00	0.00	0.00
		QTA	180.00	180.00	180.00	0.00	0.00
3526004. VENTOLIN TAB.(100)	PACKET	LAH	92.00	92.00	82.00	0.00	12.20
		RAW	85.00	85.00	85.00	0.00	0.00

Contd.

## 7.10 Intercity Wholesale Prices of Selected Commodities

Group/Commodity/Item Specification	Unit	City	Prices (Rs.)			% Change in	
			Dec.,2016	Nov., 2016	Dec.,2015	Nov., 2016	Dec., 2015
		MUL	121.00	121.00	121.00	0.00	0.00
		KAR	86.53	86.53	86.53	0.00	0.00
		MPK	73.20	73.20	73.20	0.00	0.00
		PSH	85.00	85.00	85.00	0.00	0.00
		QTA	90.00	90.00	90.00	0.00	0.00
3526005. DAONIL TAB. (60)	PACKET	LAH	86.00	86.00	82.00	0.00	4.88
		RAW	86.50	86.50	86.50	0.00	0.00
		MUL	86.31	86.31	86.31	0.00	0.00
		KAR	88.00	88.00	88.00	0.00	0.00
		MPK	80.00	80.00	76.00	0.00	5.26
		PSH	88.00	88.00	88.00	0.00	0.00
		QTA	90.00	90.00	90.00	0.00	0.00
3526006. ENTOX TAB. (100)	PACKET	LAH	135.00	135.00	87.50	0.00	54.29
		RAW	115.50	115.50	73.00	0.00	58.22
		MUL	127.65	127.65	85.00	0.00	50.18
		KAR	130.00	130.00	100.00	0.00	30.00
		MPK	85.00	85.00	85.00	0.00	0.00
		PSH	87.00	87.00	87.00	0.00	0.00
		QTA	150.00	150.00	85.00	0.00	76.47
3526007. CALCIUM TAB. 1000 SANDOZ	06 BOTT	LAH	642.00	642.00	642.00	0.00	0.00
		RAW	620.00	620.00	620.00	0.00	0.00
		MUL	634.64	622.20	622.20	2.00	2.00
		KAR	660.00	660.00	660.00	0.00	0.00
		MPK	520.00	520.00	520.00	0.00	0.00
		PSH	630.00	630.00	630.00	0.00	0.00
		QTA	636.00	636.00	636.00	0.00	0.00
3526008. RENITEC TAB. 5 MG. (20)	PACKET	LAH	87.56	87.56	87.56	0.00	0.00
		RAW	99.50	99.50	99.50	0.00	0.00
		MUL	99.45	99.45	99.45	0.00	0.00
		KAR	100.00	100.00	100.00	0.00	0.00
		MPK	88.00	88.00	88.00	0.00	0.00
		PSH	101.00	101.00	105.30	0.00	-4.08
		QTA	102.00	102.00	102.00	0.00	0.00
3526009. CARMINA (150 TABLETS)	06 BOTT	LAH	190.00	190.00	160.00	0.00	18.75
		RAW	195.00	195.00	120.00	0.00	62.50
		MUL	173.00	173.00	186.00	0.00	-6.99
		KAR	207.00	207.00	180.00	0.00	15.00
		PSH	170.00	170.00	170.00	0.00	0.00
3526010. SUALIN (250 TAB.) STRIP	EACH	LAH	115.00	115.00	80.00	0.00	43.75
		RAW	115.00	115.00	78.00	0.00	47.44
		KAR	132.00	132.00	132.00	0.00	0.00
		PSH	130.00	130.00	130.00	0.00	0.00
3526011. SANCOS SYRUP 60 MG.	06 BOTT	LAH	288.00	288.00	288.00	0.00	0.00
		RAW	142.50	142.50	142.50	0.00	0.00
		MUL	280.50	280.50	280.50	0.00	0.00
		KAR	160.00	160.00	160.00	0.00	0.00
		MPK	285.00	285.00	285.00	0.00	0.00
		PSH	308.00	300.00	300.00	2.67	2.67
		QTA	287.00	287.00	287.00	0.00	0.00
3526012. PHENRGONE SYRUP 120 MG	06 BOTT	LAH	179.66	179.66	179.66	0.00	0.00
		RAW	168.00	168.00	168.00	0.00	0.00
		MUL	168.30	168.30	168.30	0.00	0.00
		KAR	198.00	198.00	198.00	0.00	0.00
		MPK	170.00	170.00	170.00	0.00	0.00
		PSH	174.00	174.00	174.00	0.00	0.00
		QTA	192.00	192.00	195.00	0.00	-1.54
3526013. CALPOL SYRUP	06 BOTT	LAH	146.00	146.00	135.00	0.00	8.15
		RAW	152.00	152.00	143.00	0.00	6.29
		MUL	140.76	140.76	127.50	0.00	10.40
		KAR	150.00	150.00	150.00	0.00	0.00
		MPK	214.20	214.20	214.20	0.00	0.00
		PSH	144.48	144.48	144.48	0.00	0.00
		QTA	126.00	126.00	126.00	0.00	0.00

Contd.

## 7.10 Intercity Wholesale Prices of Selected Commodities

Group/Commodity/Item Specification	Unit	City	Prices (Rs.)			% Change in Dec., 2016 Over			
			Dec.,2016	Nov., 2016	Dec.,2015	Nov., 2016	Dec., 2015		
3526014. HYDERLIN SYRUP	06 BOTT	LAH	360.00	360.00	344.00	0.00	4.65		
		RAW	357.50	357.50	327.50	0.00	9.16		
		MUL	351.90	351.90	316.20	0.00	11.29		
		KAR	352.00	352.00	332.00	0.00	6.02		
		MPK	372.00	372.00	312.00	0.00	19.23		
		PSH	360.00	360.00	342.00	0.00	5.26		
3526015. SAFI HAMDARD 100 ML	06 BOTT	QTA	414.00	414.00	378.00	0.00	9.52		
		LAH	228.00	228.00	228.00	0.00	0.00		
		RAW	275.00	275.00	216.00	0.00	27.31		
		MUL	210.00	210.00	210.00	0.00	0.00		
		KAR	306.00	306.00	306.00	0.00	0.00		
		PSH	300.00	270.00	270.00	11.11	11.11		
3526016. HONEY TUBE (HAMDARD)	06 TUBE	QTA	193.00	193.00	193.00	0.00	0.00		
		LAH	540.00	540.00	540.00	0.00	0.00		
		KAR	552.00	552.00	552.00	0.00	0.00		
		MPK	516.00	516.00	516.00	0.00	0.00		
		PSH	540.00	480.00	480.00	12.50	12.50		
		QTA	582.00	582.00	582.00	0.00	0.00		
3526017. BETNOVATE-N OINTMENT	06 TUBE	LAH	170.00	170.00	153.12	0.00	11.02		
		RAW	166.50	166.50	148.00	0.00	12.50		
		MUL	170.04	170.04	170.04	0.00	0.00		
		KAR	168.00	168.00	168.00	0.00	0.00		
		MPK	186.00	186.00	156.00	0.00	19.23		
		PSH	174.00	174.00	174.00	0.00	0.00		
3526018. BURNOL	06 TUBE	QTA	186.00	186.00	162.00	0.00	14.81		
		LAH	85.08	85.08	85.08	0.00	0.00		
		RAW	82.00	82.00	82.00	0.00	0.00		
		MUL	82.00	82.00	82.00	0.00	0.00		
		KAR	96.00	96.00	96.00	0.00	0.00		
		MPK	81.60	81.60	81.60	0.00	0.00		
3526019. O.R.S.FLAVOURED (SEARLE)	DOZEN	PSH	87.00	87.00	87.00	0.00	0.00		
		QTA	81.00	81.00	81.00	0.00	0.00		
		LAH	180.00	180.00	180.00	0.00	0.00		
		RAW	183.50	183.50	183.50	0.00	0.00		
		MUL	183.60	183.60	173.40	0.00	5.88		
		KAR	184.00	184.00	174.00	0.00	5.75		
3526020. JOSHANDA HAMDARD	DOZEN	PSH	154.30	154.30	154.30	0.00	0.00		
		QTA	156.00	156.00	156.00	0.00	0.00		
		LAH	240.00	240.00	240.00	0.00	0.00		
		MUL	216.00	216.00	216.00	0.00	0.00		
		KAR	324.00	324.00	264.00	0.00	22.73		
		MPK	240.00	240.00	123.84	0.00	93.80		
3526021. COTTON BANDAGE 2" SIZE	06 NO.S	PSH	85.00	84.00	82.00	1.19	3.66		
		QTA	221.00	221.00	221.00	0.00	0.00		
		LAH	39.00	39.00	39.00	0.00	0.00		
		RAW	48.00	48.00	48.00	0.00	0.00		
		MUL	24.00	24.00	24.00	0.00	0.00		
		KAR	30.00	30.00	30.00	0.00	0.00		
084. Soaps & Detergents	DOZ.	MPK	54.00	54.00	54.00	0.00	0.00		
		PSH	40.00	40.00	42.50	0.00	-5.88		
		3532101. LIFE BOUY SOAP (125 GM.)	DOZ.	LAH	427.00	427.00	416.00	0.00	2.64
		RAW		402.50	402.50	357.50	0.00	12.59	
		KSR		427.00	427.00	416.00	0.00	2.64	
		KAR		420.00	420.00	402.50	0.00	4.35	
PSH	410.00	410.00		396.00	0.00	3.54			
QTA	370.00	370.00		370.00	0.00	0.00			
3532102. LUX-STD. (70 GM.)	DOZ.	LAH	345.00	345.00	350.00	0.00	-1.43		
		RAW	342.50	342.50	342.50	0.00	0.00		
		KAR	360.00	360.00	370.00	0.00	-2.70		
		PSH	336.00	336.00	380.00	0.00	-11.58		
		QTA	345.00	345.00	360.00	0.00	-4.17		

Contd.

## 7.10 Intercity Wholesale Prices of Selected Commodities

Group/Commodity/Item Specification	Unit	City	Prices (Rs.)			% Change in	
						Dec., 2016	
			Dec.,2016	Nov., 2016	Dec.,2015	Nov., 2016	Dec., 2015
3532201. SUPER ACTIVE SURF (130 GM.)	DOZ.	LAH	230.00	230.00	230.00	0.00	0.00
		MUL	243.62	243.62	229.16	0.00	6.31
		KAR	228.00	228.00	228.00	0.00	0.00
		SKR	264.00	264.00	248.88	0.00	6.08
3532202. ARIEL (100 GM)	DOZ.	LAH	230.00	230.00	230.00	0.00	0.00
		GUJ	228.00	228.00	228.00	0.00	0.00
		KAR	228.00	228.00	228.00	0.00	0.00
		MPK	180.00	180.00	180.00	0.00	0.00
3532203. VIM DETERGENT POLY BAG (1000 G.)	DOZ.	LAH	810.00	810.00	750.00	0.00	8.00
		RAW	765.00	765.00	765.00	0.00	0.00
		KAR	864.00	864.00	828.00	0.00	4.35
		SKR	720.00	720.00	720.00	0.00	0.00
		PSH	840.00	840.00	680.00	0.00	23.53
		MNG	900.00	900.00	516.00	0.00	74.42
3532204. MAXIMUM POWER BRITE POLYBAG(400GM)	DOZ.	LAH	996.00	624.00	624.00	59.62	59.62
		LAH	1404.00	1404.00	1404.00	0.00	0.00
		RAW	1070.00	1070.00	862.50	0.00	24.06
		KAR	1428.00	1428.00	1224.00	0.00	16.67
		MPK	1416.00	1416.00	1416.00	0.00	0.00
		PSH	1440.00	1440.00	1325.00	0.00	8.68
3532205. EXPRESS DETERGENT(1000GM)	DOZ.	KAR	2100.00	2100.00	2100.00	0.00	0.00
3532206. WASHING SOAP BETA/SUF/GUY	DOZ.	LAH	5580.00	5580.00	5580.00	0.00	0.00
		RAW	3825.00	3825.00	3775.00	0.00	1.32
		KSR	5560.00	5580.00	5560.00	-0.36	0.00
		SKR	3440.00	3440.00	3440.00	0.00	0.00
		PSH	5840.00	5840.00	5840.00	0.00	0.00
3532207. WASHING SOAP NYLON 101 CAKE	DOZ.	LAH	269.00	269.00	269.00	0.00	0.00
		RAW	255.00	255.00	237.50	0.00	7.37
		SAR	290.00	290.00	286.00	0.00	1.40
		BNU	190.00	190.00	190.00	0.00	0.00
		QTA	300.00	300.00	300.00	0.00	0.00
3532301. TOOTHPASTE MACLEAN'S (LARGE SIZE)	DOZ.	RAW	575.00	575.00	575.00	0.00	0.00
		KAR	1080.00	1080.00	1080.00	0.00	0.00
3532302. TOOTHPASTE FARHAN'S (STD. SIZE)	DOZ.	KAR	492.00	492.00	492.00	0.00	0.00
3532303. TALC SAMSOL/SWISS MISS (STD.SIZE)	DOZ.	RAW	565.00	565.00	565.00	0.00	0.00
		KAR	1092.00	1092.00	1092.00	0.00	0.00
3532304. PONDS COLD CREAM (MED SIZE.)	DOZ.	LAH	1270.00	1270.00	1200.00	0.00	5.83
		RAW	1125.00	1125.00	1182.50	0.00	-4.86
		KAR	1248.00	1248.00	1194.00	0.00	4.52
3532305. PONDS VANISHING CREAM (MED SIZE)	DOZ.	LAH	2450.00	2450.00	2450.00	0.00	0.00
		RAW	1125.00	1125.00	1182.50	0.00	-4.86
		KAR	1009.00	1009.00	1009.00	0.00	0.00
3532306. ADMIRAL SHAVING CREAM (MED.SIZE)	DOZ.	LAH	756.00	756.00	720.00	0.00	5.00
		RAW	710.00	710.00	625.00	0.00	13.60
		KAR	750.00	750.00	684.00	0.00	9.65
3532307. HAIR BRYL CREAM (MED. SIZE).	DOZ.	RAW	1165.00	1165.00	1125.00	0.00	3.56
3532308. JOHNSON'S BABY POWDER/MOTHER CARE	DOZ.	KAR	1560.00	1560.00	1140.00	0.00	36.84
3532309. SUN SILK SHAMPOO LOCAL 10 ML.	DOZ.	KAR	1380.00	1380.00	1380.00	0.00	0.00
		RAW	51.00	51.00	51.00	0.00	0.00
085. Auto Tyres		KAR	55.00	55.00	55.00	0.00	0.00
3611101. AUTO TYRE GEN/SUZ/ALTO/MEHRAN	EACH	LAH	2700.00	2700.00	2700.00	0.00	0.00
		RAW	2425.00	2525.00	2875.00	-3.96	-15.65
		KAR	2525.00	2600.00	2850.00	-2.88	-11.40
3611201. MOTOR CYCLE TYRE YAMAHA-100	EACH	LAH	1210.00	1210.00	1280.00	0.00	-5.47
		RAW	962.50	962.50	962.50	0.00	0.00
		KAR	810.00	810.00	1200.00	0.00	-32.50
3611202. MOTOR CYCLE TYRE HONDA CD-70	EACH	LAH	860.00	860.00	860.00	0.00	0.00
		RAW	962.50	962.50	962.50	0.00	0.00
		KAR	745.00	810.00	1150.00	-8.02	-35.22

Contd.



## 7.10 Intercity Wholesale Prices of Selected Commodities

Group/Commodity/Item Specification	Unit	City	Prices (Rs.)			% Change in	
						Dec., 2016	
			Dec.,2016	Nov., 2016	Dec.,2015	Nov., 2016	Dec., 2015
3611203. MOTOR CYCLE TYRE SUZUKI 80 CC.	EACH	LAH	960.00	960.00	960.00	0.00	0.00
		RAW	937.50	937.50	937.50	0.00	0.00
		KAR	1025.00	1025.00	1200.00	0.00	-14.58
3611204. CYCLE TYRE SERVIS ( 28x1/2")	EACH	LAH	250.00	250.00	250.00	0.00	0.00
		KAR	190.00	190.00	225.00	0.00	-15.56
3611205. CYCLE TYRE DIAMOND ( 28x1/2")	EACH	LAH	275.00	275.00	300.00	0.00	-8.33
		RAW	287.50	287.50	287.50	0.00	0.00
3611401. AUTO TUBE GEN/SUZ/ALTO/MEHRAN	EACH	LAH	270.00	270.00	270.00	0.00	0.00
		RAW	295.00	295.00	295.00	0.00	0.00
		KAR	305.00	305.00	322.50	0.00	-5.43
3611402. MOTOR CYCLE TUBE YAMAHA-100	EACH	LAH	185.00	185.00	185.00	0.00	0.00
		RAW	215.00	215.00	192.50	0.00	11.69
		KAR	167.50	172.50	210.00	-2.90	-20.24
3611403. MOTOR CYCLE TUBE HONDA CD-70	EACH	LAH	175.00	175.00	175.00	0.00	0.00
		RAW	215.00	215.00	192.50	0.00	11.69
		KAR	159.00	161.00	205.00	-1.24	-22.44
3611404. MOTOR CYCLE TUBE SUZUKI 80 CC.	EACH	LAH	195.00	195.00	195.00	0.00	0.00
		KAR	172.50	172.50	262.50	0.00	-34.29
3611405. CYCLE TUBES SERVIS ( 28x1/2)	EACH	LAH	105.00	105.00	105.00	0.00	0.00
		KAR	99.00	99.00	137.50	0.00	-28.00
3611406. CYCLE TUBES DIAMOND ( 28x1/2)	EACH	LAH	110.00	110.00	115.00	0.00	-4.35
		RAW	105.00	105.00	92.50	0.00	13.51
		KAR	96.50	96.50	132.50	0.00	-27.17
<b>086. Plastic Products</b>							
3694001. WATER COOLER 9 LTR.	EACH	LAH	575.00	575.00	575.00	0.00	0.00
		KAR	465.00	465.00	465.00	0.00	0.00
		PSH	380.00	380.00	450.00	0.00	-15.56
		QTA	410.00	410.00	410.00	0.00	0.00
3694002. BUCKET MED. SIZE	EACH	LAH	300.00	300.00	300.00	0.00	0.00
		GUJ	225.00	225.00	225.00	0.00	0.00
		GJT	220.00	220.00	220.00	0.00	0.00
		KAR	290.00	290.00	312.50	0.00	-7.20
		PSH	350.00	350.00	350.00	0.00	0.00
3694003. DINNER SET PLASTIC 42/48/52 PIECES	EACH	LAH	1975.00	1975.00	1975.00	0.00	0.00
		RAW	4900.00	4900.00	4900.00	0.00	0.00
		MUL	3000.00	3000.00	3000.00	0.00	0.00
		KAR	2400.00	2400.00	2400.00	0.00	0.00
		PSH	2100.00	2100.00	2150.00	0.00	-2.33
		MNG	3000.00	3000.00	3000.00	0.00	0.00
3694004. HOT POT PLASTIC 3 PIECES	EACH	LAH	1225.00	1225.00	1225.00	0.00	0.00
		SKT	1000.00	1000.00	1000.00	0.00	0.00
		KAR	975.00	975.00	975.00	0.00	0.00
		PSH	930.00	930.00	1350.00	0.00	-31.11
3694005. THERMOS STARVAC 1 LTR.	EACH	QTA	1050.00	1050.00	1050.00	0.00	0.00
		LAH	525.00	525.00	450.00	0.00	16.67
		GUJ	400.00	400.00	500.00	0.00	-20.00
		KAR	525.00	525.00	525.00	0.00	0.00
3711401. PL. GLASS SHEET 3 MM ABOVE 1 SQ.M	SQ.MTR.	QTA	300.00	300.00	300.00	0.00	0.00
		LAH	385.00	385.00	335.00	0.00	14.93
		RAW	350.00	350.00	335.00	0.00	4.48
		KAR	710.00	710.00	465.00	0.00	52.69
		PSH	1306.00	1840.00	425.00	-29.02	207.29
3711402. FIG.GLASS SHEET ABOVE 1 SQ.M	SQ.MTR.	LAH	315.00	315.00	247.50	0.00	27.27
		RAW	295.00	295.00	295.00	0.00	0.00
		KAR	850.00	850.00	745.00	0.00	14.09
		PSH	860.00	237.00	968.00	262.87	-11.16
<b>088. Other Glass Articles</b>							
3719101. JAR 4 LTR. LOCAL/FANCY/SILKY	DOZ.	RAW	975.00	975.00	887.50	0.00	9.86
		KAR	810.00	810.00	750.00	0.00	8.00

Contd.

## 7.10 Intercity Wholesale Prices of Selected Commodities

Group/Commodity/Item Specification	Unit	City	Prices (Rs.)			% Change in	
			Dec.,2016	Nov., 2016	Dec.,2015	Nov., 2016	Dec., 2015
3719301. TUMBLER 200 ML. FANCY (OMROC)	DOZ.	RAW	465.00	437.50	310.00	6.29	50.00
		KAR	870.00	870.00	637.50	0.00	36.47
3719302. JUG DIAMOND 1.2 LTR. FANCY (OMROC)	DOZ.	LAH	1775.00	1775.00	1775.00	0.00	0.00
		RAW	1425.00	1425.00	1337.50	0.00	6.54
		KAR	2450.00	2450.00	2450.00	0.00	0.00
3719303. TEA CUP SAUCER WHITE	DOZ.	LAH	725.00	725.00	725.00	0.00	0.00
		RAW	1075.00	975.00	887.50	10.26	21.13
		KAR	735.00	735.00	690.00	0.00	6.52
<b>089. Ceramics &amp; Sanitary Fixture</b>							
3721001. EUROPEAN W/C (02/03) STD WHITE	EACH	LAH	1600.00	1600.00	1600.00	0.00	0.00
		RAW	1225.00	1225.00	1225.00	0.00	0.00
		GJT	1400.00	1400.00	1400.00	0.00	0.00
		KAR	2125.00	2125.00	1600.00	0.00	32.81
		PSH	4100.00	4100.00	4100.00	0.00	0.00
3721002. EUROPEAN W.C. (02/03)STD COLOUR	EACH	LAH	1700.00	1700.00	1700.00	0.00	0.00
		RAW	1325.00	1325.00	1325.00	0.00	0.00
		GJT	1600.00	1600.00	1600.00	0.00	0.00
		KAR	2275.00	2275.00	1700.00	0.00	33.82
3721003. ASIAN W.C. WHITE 18/22"	EACH	LAH	1850.00	1850.00	1850.00	0.00	0.00
		RAW	1325.00	1325.00	1325.00	0.00	0.00
		GJT	1200.00	1200.00	1250.00	0.00	-4.00
		KAR	1075.00	1075.00	975.00	0.00	10.26
		PSH	1050.00	1050.00	1050.00	0.00	0.00
3721004. ASIAN W.C. WHITE 15/22"	EACH	LAH	1250.00	1250.00	1250.00	0.00	0.00
		RAW	1225.00	1225.00	1225.00	0.00	0.00
		GJT	1000.00	1000.00	1050.00	0.00	-4.76
		KAR	1025.00	1025.00	925.00	0.00	10.81
		PSH	910.00	910.00	900.00	0.00	1.11
3721005. ASIAN W.C. COLOURED 18/22"	EACH	LAH	1850.00	1850.00	1850.00	0.00	0.00
		RAW	1525.00	1525.00	1525.00	0.00	0.00
		GUJ	1800.00	1800.00	1800.00	0.00	0.00
		GJT	1450.00	1450.00	1450.00	0.00	0.00
		KAR	1125.00	1125.00	1075.00	0.00	4.65
		PSH	980.00	980.00	980.00	0.00	0.00
3721006. ASIAN W.C. COLOURED 15/22"	EACH	LAH	1350.00	1350.00	1350.00	0.00	0.00
		RAW	1325.00	1325.00	1325.00	0.00	0.00
		GUJ	1700.00	1700.00	1700.00	0.00	0.00
		GJT	1250.00	1250.00	1250.00	0.00	0.00
		KAR	1025.00	1025.00	1025.00	0.00	0.00
		PSH	870.00	870.00	870.00	0.00	0.00
3721007. WASH BASIN 50 CM WHITE STD.	EACH	LAH	1450.00	1450.00	1450.00	0.00	0.00
		RAW	1325.00	1325.00	1325.00	0.00	0.00
		GJT	1350.00	1350.00	1350.00	0.00	0.00
		KAR	1450.00	1450.00	1200.00	0.00	20.83
		PSH	1850.00	1850.00	1850.00	0.00	0.00
3721008. WASH BASIN 50 CM LIGHT COLOUR	EACH	LAH	1450.00	1450.00	1450.00	0.00	0.00
		RAW	1425.00	1425.00	1425.00	0.00	0.00
		GJT	1150.00	1150.00	1150.00	0.00	0.00
		KAR	1650.00	1650.00	1350.00	0.00	22.22
		PSH	1750.00	1750.00	1750.00	0.00	0.00
3721009. SINK STAINLESS STEEL(KIT.)MED.SIZE	EACH	LAH	1850.00	1850.00	1850.00	0.00	0.00
		RAW	2525.00	2525.00	2475.00	0.00	2.02
		GUJ	1400.00	1400.00	1400.00	0.00	0.00
		KAR	1725.00	1725.00	1650.00	0.00	4.55
		PSH	1700.00	1700.00	1700.00	0.00	0.00
<b>090. Bricks, Blocks &amp; Tiles</b>							
3732001. BRICKS	1000	LAH	7650.00	7650.00	7750.00	0.00	-1.29
		RAW	8350.00	8350.00	7450.00	0.00	12.08
		GJT	8000.00	8000.00	8000.00	0.00	0.00
		KSR	7550.00	7650.00	7450.00	-1.31	1.34
		HYD	4800.00	4800.00	4800.00	0.00	0.00
		SKR	5000.00	5000.00	5000.00	0.00	0.00

Contd.

## 7.10 Intercity Wholesale Prices of Selected Commodities

Group/Commodity/Item Specification	Unit	City	Prices (Rs.)			% Change in	
			Dec.,2016	Nov., 2016	Dec.,2015	Nov., 2016	Dec., 2015
		PSH	8000.00	8000.00	8000.00	0.00	0.00
		BNU	6275.00	6275.00	7000.00	0.00	-10.36
		QTA	6250.00	6250.00	6250.00	0.00	0.00
3732002. CEMENT BLOCKS	1000	KAR	20500.00	20500.00	20500.00	0.00	0.00
3732003. TILES PLAIN WHITE 8 X 10"	SQ.MTR	LAH	675.00	675.00	675.00	0.00	0.00
		RAW	490.00	490.00	490.00	0.00	0.00
		MUL	800.00	800.00	800.00	0.00	0.00
		KAR	612.50	612.50	580.00	0.00	5.60
3732004. TILES PLAIN COLOURED 8 X 10"	SQ.MTR	LAH	775.00	775.00	775.00	0.00	0.00
		RAW	590.00	590.00	590.00	0.00	0.00
		MUL	850.00	850.00	850.00	0.00	0.00
		KAR	690.00	690.00	640.00	0.00	7.81
<b>091. Cement</b>							
3744001. CEMENT JAVEDAN (EX-FACTORY)	MT.	KAR	8460.00	8460.00	8460.00	0.00	0.00
3744002. CEMENT WHITE	MT.	LAH	18350.00	18350.00	18350.00	0.00	0.00
		RAW	19950.00	19950.00	19100.00	0.00	4.45
		KAR	18900.00	18800.00	18800.00	0.53	0.53
		SKR	18500.00	18500.00	20000.00	0.00	-7.50
3744003. SULP. RESISTING CEMENT(JAVEDAN)	MT.	KAR	9158.00	9158.00	9158.00	0.00	0.00
3744004. D.G. CEMENT (EX-FACTORY)	MT	LAH	9522.00	9522.00	8893.00	0.00	7.07
3744005. LUCKY CEMENT (EX-FACTORY)	MT	KAR	10110.00	10110.00	10110.00	0.00	0.00
3744006. FAUJI CEMENT(EX-FACTORY)	MT	RAW	9180.00	9200.00	8680.00	-0.22	5.76
<b>092. Bed Foam</b>							
3815001. BED FOAM	EACH	LAH	4300.00	4300.00	4100.00	0.00	4.88
		RAW	4750.00	4750.00	4325.00	0.00	9.83
		GUJ	3000.00	3000.00	3000.00	0.00	0.00
		KAR	2900.00	2900.00	2750.00	0.00	5.45
		QTA	3200.00	3200.00	3200.00	0.00	0.00
3815002. BED FOAM COMMANDER 6.5" X 6" X5"	EACH	LAH	6100.00	6100.00	5800.00	0.00	5.17
		FAS	8750.00	6900.00	6900.00	26.81	26.81
		RAW	7250.00	7250.00	6325.00	0.00	14.62
		GJT	7600.00	7600.00	7600.00	0.00	0.00
		KAR	7000.00	7000.00	6400.00	0.00	9.38
		HYD	5950.00	5950.00	5950.00	0.00	0.00
<b>093. Matches</b>							
3899801. MATCHES (70-75 STICKS) 10 BOXES	PACKET	LAH	9.60	9.60	9.60	0.00	0.00
		RAW	9.40	9.40	9.40	0.00	0.00
		KAR	15.00	15.00	15.00	0.00	0.00
		SKR	15.00	15.00	15.00	0.00	0.00
		PSH	18.00	18.00	18.00	0.00	0.00
<b>5. Metal Product, Machinery &amp; Equipment</b>							
<b>094. Pig Iron</b>							
4111101. PIG IRON	MT.	KAR	40000.00	40000.00	40000.00	0.00	0.00
<b>095. Steel Bar &amp; Sheets</b>							
4126101. M.S. ROUND BAR 1/4"	MT.	LAH	68000.00	68000.00	68500.00	0.00	-0.73
		RAW	67750.00	69750.00	66750.00	-2.87	1.50
		KAR	69800.00	66800.00	65000.00	4.49	7.38
		HYD	67000.00	62000.00	62000.00	8.06	8.06
		PSH	65000.00	65000.00	66000.00	0.00	-1.52
		QTA	62000.00	61000.00	66000.00	1.64	-6.06
4126102. M.S. ROUND BAR 3/8"	MT.	LAH	68500.00	68500.00	69000.00	0.00	-0.72
		RAW	67750.00	69750.00	66750.00	-2.87	1.50
		KAR	69800.00	66800.00	62500.00	4.49	11.68
		HYD	67000.00	62000.00	62000.00	8.06	8.06
		PSH	65000.00	65000.00	66000.00	0.00	-1.52
		QTA	66000.00	65000.00	70000.00	1.54	-5.71
4126103. M.S.ROUND BAR 1/2"	MT.	LAH	68000.00	68000.00	67250.00	0.00	1.12
		RAW	68250.00	70250.00	67250.00	-2.85	1.49
		KAR	68900.00	67000.00	62000.00	2.84	11.13
		HYD	67000.00	62000.00	62000.00	8.06	8.06
		PSH	62000.00	61500.00	62900.00	0.81	-1.43
		QTA	65000.00	64000.00	69000.00	1.56	-5.80

Contd.

## 7.10 Intercity Wholesale Prices of Selected Commodities

Group/Commodity/Item Specification	Unit	City	Prices (Rs.)			% Change in	
						Dec., 2016	
			Dec.,2016	Nov., 2016	Dec.,2015	Nov., 2016	Dec., 2015
4126104. M.S. ROUND BAR 1"	MT.	LAH	68000.00	68000.00	69000.00	0.00	-1.45
		RAW	68250.00	70250.00	67250.00	-2.85	1.49
		KAR	70000.00	69000.00	65250.00	1.45	7.28
		PSH	68000.00	68000.00	66000.00	0.00	3.03
4126105. M.S.RIBBED BAR 1/2" TO 1"	MT.	LAH	69000.00	69000.00	70750.00	0.00	-2.47
		RAW	67250.00	69250.00	66250.00	-2.89	1.51
		KAR	70000.00	69000.00	73000.00	1.45	-4.11
		PSH	69000.00	69000.00	70750.00	0.00	-2.47
4126106. M.S.RIBBED BAR 3/8"	MT.	LAH	69000.00	69000.00	70750.00	0.00	-2.47
		RAW	66250.00	68250.00	65250.00	-2.93	1.53
		KAR	70600.00	69200.00	73000.00	2.02	-3.29
		PSH	105000.00	105000.00	120000.00	0.00	-12.50
4126107. G.P.SHEET CUTTING JAPAN 24-30 BG	MT.	LAH	105000.00	105000.00	120000.00	0.00	-12.50
		RAW	87750.00	87750.00	82500.00	0.00	6.36
		KAR	88600.00	88400.00	88000.00	0.23	0.68
		PSH	90000.00	90000.00	90000.00	0.00	0.00
4126108. G.S.SHEET 24 G.GALV.	MT.	LAH	115000.00	115000.00	130000.00	0.00	-11.54
		RAW	87750.00	87750.00	82500.00	0.00	6.36
		KAR	89200.00	89000.00	90000.00	0.22	-0.89
		PSH	90000.00	90000.00	90000.00	0.00	0.00
<b>096. Pipe Fittings</b>							
4129201. TEE 1/2"	DOZ.	LAH	425.00	425.00	425.00	0.00	0.00
		RAW	387.50	387.50	387.50	0.00	0.00
		KAR	384.00	384.00	384.00	0.00	0.00
		QTA	180.00	180.00	180.00	0.00	0.00
4129202. TEE 3/4"	DOZ.	LAH	530.00	530.00	490.00	0.00	8.16
		RAW	512.50	512.50	512.50	0.00	0.00
		KAR	558.00	558.00	558.00	0.00	0.00
		QTA	360.00	360.00	360.00	0.00	0.00
4129203. SOCKET 1/2"	DOZ.	LAH	275.00	275.00	275.00	0.00	0.00
		RAW	337.50	337.50	337.50	0.00	0.00
		KAR	246.00	246.00	246.00	0.00	0.00
		QTA	120.00	120.00	120.00	0.00	0.00
4129204. SOCKET 3/4"	DOZ.	LAH	365.00	365.00	365.00	0.00	0.00
		RAW	412.50	412.50	412.50	0.00	0.00
		KAR	290.00	290.00	290.00	0.00	0.00
		QTA	360.00	165.00	165.00	118.18	118.18
4129205. UNION 1/2"	DOZ.	LAH	730.00	730.00	690.00	0.00	5.80
		RAW	712.50	712.50	712.50	0.00	0.00
		KAR	812.00	812.00	812.00	0.00	0.00
		QTA	720.00	360.00	360.00	100.00	100.00
4129206. UNION 3/4"	DOZ.	LAH	835.00	835.00	785.00	0.00	6.37
		RAW	787.50	787.50	787.50	0.00	0.00
		KAR	1032.50	1032.50	1032.50	0.00	0.00
		QTA	480.00	300.00	300.00	60.00	60.00
4129207. BAND 1/2"	DOZ.	LAH	470.00	470.00	470.00	0.00	0.00
		RAW	687.50	687.50	687.50	0.00	0.00
		KAR	641.00	641.00	641.00	0.00	0.00
		QTA	480.00	300.00	300.00	60.00	60.00
4129208. BAND 3/4"	DOZ.	LAH	590.00	590.00	590.00	0.00	0.00
		RAW	712.50	712.50	712.50	0.00	0.00
		KAR	981.00	981.00	981.00	0.00	0.00
		QTA	480.00	480.00	480.00	0.00	0.00
4129209. ELBOW GALV CHINA 1/2"	DOZ.	LAH	310.00	310.00	380.00	0.00	-18.42
		RAW	412.50	412.50	412.50	0.00	0.00
		KAR	265.00	265.00	265.00	0.00	0.00
		QTA	165.00	165.00	165.00	0.00	0.00
4129210. ELBOW GALV CHINA 3/4"	DOZ.	LAH	380.00	380.00	380.00	0.00	0.00
		RAW	462.50	462.50	462.50	0.00	0.00
		KAR	381.00	381.00	381.00	0.00	0.00
		QTA	420.00	192.00	192.00	118.75	118.75
<b>097. Steel Products</b>							
4291201. STAINLESS STEEL DEGCHI MED. SIZE	EACH	LAH	600.00	600.00	600.00	0.00	0.00
		GJT	450.00	450.00	455.00	0.00	-1.10
		KAR	625.00	625.00	625.00	0.00	0.00

Contd.

## 7.10 Intercity Wholesale Prices of Selected Commodities

Group/Commodity/Item Specification	Unit	City	Prices (Rs.)			% Change in	
			Dec.,2016	Nov., 2016	Dec.,2015	Nov., 2016	Dec., 2015
4291202. STAINLESS STEEL TABLE SPOON SUP.	EACH	LAH	350.00	350.00	350.00	0.00	0.00
		GJT	175.00	175.00	175.00	0.00	0.00
		KAR	260.00	260.00	260.00	0.00	0.00
4291203. STAINLESS STEEL PLATE LIGHT	DOZ.	LAH	700.00	700.00	700.00	0.00	0.00
		GJT	500.00	500.00	500.00	0.00	0.00
		KAR	780.00	780.00	780.00	0.00	0.00
4291204. PRESSURE COOKER 4 LTR.	EACH	LAH	1380.00	1380.00	1380.00	0.00	0.00
		GUJ	1100.00	1100.00	1025.00	0.00	7.32
		SKT	1200.00	1200.00	1200.00	0.00	0.00
		KAR	1625.00	1625.00	1625.00	0.00	0.00
4291401. NEW TREET BLADE ORDINARY	1000	RAW	2575.00	2575.00	2575.00	0.00	0.00
		KAR	2900.00	2900.00	2900.00	0.00	0.00
4291402. TREET SAFETY RAZOR	DOZ.	LAH	1180.00	1180.00	180.00	0.00	555.56
		KAR	1185.00	1185.00	1185.00	0.00	0.00
4291403. GILLET SAFETY RAZOR	DOZ.	LAH	430.00	430.00	370.00	0.00	16.22
		RAW	427.50	427.50	427.50	0.00	0.00
		KAR	420.00	420.00	280.00	0.00	50.00
<b>098. Engines &amp; Motors</b>							
4321901. HOLLOW S.MOTOR 326 UP-4.40 HP 46	EACH	LAH	155000.00	170000.00	144500.00	-8.82	7.27
<b>099. Vacuum Pumps</b>							
4323001. MULTISTAGE C.PUMPS(PCM 80-3 15 H)	EACH	LAH	83000.00	90000.00	77500.00	-7.78	7.10
4323002. MULTISTAGE C.PUMPS PCM 80-5 25 H)	EACH	LAH	117000.00	125000.00	109000.00	-6.40	7.34
<b>100. Air Conditioners</b>							
4391201. PEL AIR CONDITONER 1.5 TON	EACH	LAH	39000.00	39000.00	38000.00	0.00	2.63
		RAW	36250.00	36250.00	36250.00	0.00	0.00
		KAR	40500.00	42000.00	42000.00	-3.57	-3.57
4391202. WAVES AIR CONDITIONER 1.5 TON.	EACH	LAH	44000.00	44000.00	44000.00	0.00	0.00
		RAW	37750.00	37750.00	37750.00	0.00	0.00
		GJT	45000.00	45000.00	45000.00	0.00	0.00
		KAR	40000.00	41000.00	41000.00	-2.44	-2.44
		HYD	41900.00	41900.00	41900.00	0.00	0.00
QTA	39200.00	39200.00	39200.00	0.00	0.00		
<b>101. Cultivators</b>							
4411201. CULTIVATOR (ORDINARY) 9 TIMES	EACH	GUJ	38000.00	38000.00	45000.00	0.00	-15.56
4411202. CULTIVATOR (SPECIAL) 11 TIMES	EACH	GUJ	50000.00	50000.00	55000.00	0.00	-9.09
<b>102. Chuff Cutter</b>							
4412301. CHUFF CUTTER	EACH	FAS	7200.00	7200.00	7000.00	0.00	2.86
<b>103. Tractors</b>							
4414101. TRACTOR MF-240	EACH	LAH	716625.00	716625.00	725450.00	0.00	-1.22
4414102. TRACTOR MF-385	EACH	LAH	1126860.00	1126860.00	1160500.00	0.00	-2.90
<b>104. Lathe Machines</b>							
4421301. LATHE MACHINE 3' (PAK MADINA)	EACH	LAH	94750.00	94750.00	72500.00	0.00	30.69
4421302. LATHE MACHINE 4.5' (PAK MADINA)	EACH	LAH	101750.00	101750.00	100000.00	0.00	1.75
4421303. LATHE MACHINE 6.5' (PAK MADINA)	EACH	LAH	122750.00	122750.00	119000.00	0.00	3.15
4421304. LATHE MACHINE 10' (PAK MADINA)	EACH	LAH	260000.00	260000.00	222500.00	0.00	16.85
<b>105. Concrete Mixture</b>							
4444001. CONC.MIXER 7 NTR. 12HP. STAR.ENG	EACH	LAH	140000.00	140000.00	140000.00	0.00	0.00
4444002. CONC.MIXER 17 NTR. 24HP. STAR.ENG	EACH	LAH	210000.00	210000.00	210000.00	0.00	0.00
<b>106. Fridge,WashM,SewM,Fans,Iron</b>							
4481101. DAWLANCE 10 CFT. DOUBLE DOOR	EACH	LAH	28000.00	28000.00	28000.00	0.00	0.00
		RAW	25825.00	24350.00	23750.00	6.06	8.74
		KAR	32000.00	32000.00	31100.00	0.00	2.89
4481201. WASHING MACHINE NAT. PAK S.F.	EACH	LAH	7000.00	7000.00	7000.00	0.00	0.00
		GUJ	5000.00	5000.00	5550.00	0.00	-9.91
		KAR	5450.00	5450.00	5000.00	0.00	9.00
		QTA	5550.00	5550.00	5500.00	0.00	0.91
		LAH	10200.00	10200.00	9500.00	0.00	7.37
4481202. WASHING MACHINE SINGER S.F.	EACH	RAW	9900.00	9900.00	9550.00	0.00	3.66
		KAR	12000.00	12000.00	10600.00	0.00	13.21
		LAH	9500.00	9500.00	9500.00	0.00	0.00
4481203. WASHING MACHINE DAWLANCE	EACH	LAH	9500.00	9500.00	9500.00	0.00	0.00
		FAS	8700.00	8700.00	8700.00	0.00	0.00
		GUJ	9400.00	9400.00	9400.00	0.00	0.00

Contd.

## 7.10 Intercity Wholesale Prices of Selected Commodities

Group/Commodity/Item Specification	Unit	City	Prices (Rs.)			% Change in	
			Dec.,2016	Nov., 2016	Dec.,2015	Nov., 2016	Dec., 2015
		GJT	9400.00	9400.00	9400.00	0.00	0.00
		KAR	6200.00	6200.00	5400.00	0.00	14.81
		HYD	9000.00	9000.00	9000.00	0.00	0.00
4481204. WASHING MACHINE SUPER ASIA	EACH	LAH	9000.00	9000.00	9000.00	0.00	0.00
		FAS	8800.00	8800.00	8800.00	0.00	0.00
		KAR	5800.00	5800.00	5000.00	0.00	16.00
		HYD	6500.00	6500.00	6500.00	0.00	0.00
4481401. SEWING MACHINE SINGER B.B. H.O	EACH	LAH	6700.00	6700.00	5900.00	0.00	13.56
		KAR	6350.00	6200.00	6200.00	2.42	2.42
4481402. SINGER ZIG ZAG MACHINE	EACH	LAH	14500.00	14500.00	13700.00	0.00	5.84
		KAR	11900.00	11900.00	11900.00	0.00	0.00
4481403. SEWING MACHINE SALIKA	EACH	LAH	4500.00	4500.00	4500.00	0.00	0.00
		KAR	6200.00	5600.00	5600.00	10.71	10.71
4481501. CEILING FAN MILLAT 48"	EACH	LAH	2300.00	2300.00	2300.00	0.00	0.00
		KAR	2600.00	2600.00	2400.00	0.00	8.33
4481502. CEILING FAN PAK 48"	EACH	LAH	2200.00	2200.00	2200.00	0.00	0.00
		GUJ	2400.00	2400.00	2400.00	0.00	0.00
		KAR	2800.00	2800.00	2400.00	0.00	16.67
4481503. CEILING FAN NATIONAL 56"	EACH	LAH	2200.00	2200.00	2200.00	0.00	0.00
		GUJ	2150.00	2150.00	2150.00	0.00	0.00
		GJT	2300.00	2300.00	2300.00	0.00	0.00
		KAR	2550.00	2550.00	2300.00	0.00	10.87
		HYD	2200.00	2200.00	2200.00	0.00	0.00
4481504. CEILING FAN YOUNIS 56"	EACH	LAH	2300.00	2300.00	2300.00	0.00	0.00
		FAS	2500.00	2500.00	2350.00	0.00	6.38
		GUJ	2350.00	2350.00	2350.00	0.00	0.00
		KAR	2650.00	2650.00	2400.00	0.00	10.42
		PSH	2550.00	2550.00	2550.00	0.00	0.00
		QTA	2750.00	2750.00	2750.00	0.00	0.00
4481505. PADESTAL FAN MILLAT 20"	EACH	KAR	3600.00	3600.00	3200.00	0.00	12.50
4481506. PADESTAL FAN PAK 20"	EACH	LAH	3500.00	3500.00	3300.00	0.00	6.06
		GJT	3800.00	3800.00	3800.00	0.00	0.00
		KAR	3600.00	3600.00	3200.00	0.00	12.50
		PSH	3800.00	3800.00	3800.00	0.00	0.00
4481507. EXHAUST FAN CLIMAX 12"	EACH	LAH	1600.00	1600.00	1600.00	0.00	0.00
		GUJ	1400.00	1400.00	1700.00	0.00	-17.65
4481508. EXHAUST FAN MILLAT 12"	EACH	KAR	1800.00	1800.00	1600.00	0.00	12.50
4481509. EXHAUST FAN PAK. NATIONAL 12"	EACH	LAH	1500.00	1500.00	1500.00	0.00	0.00
		GUJ	1350.00	1350.00	1900.00	0.00	-28.95
		GJT	1800.00	1800.00	1800.00	0.00	0.00
		KAR	1700.00	1700.00	1600.00	0.00	6.25
4481601. IRON NATIONAL PAK AUTOMATIC	EACH	LAH	500.00	500.00	500.00	0.00	0.00
		GUJ	850.00	850.00	850.00	0.00	0.00
		KAR	525.00	525.00	525.00	0.00	0.00
		PSH	800.00	800.00	800.00	0.00	0.00
4481602. IRON PHILIPS HD 1120/R	EACH	LAH	1250.00	1250.00	1250.00	0.00	0.00
		GUJ	2080.00	2080.00	2080.00	0.00	0.00
		KAR	1360.00	1360.00	1360.00	0.00	0.00
<b>107. Electric Wires</b>							
4634001. FLEXIBLE WIRE 2999-14 0076	90 MTR.	LAH	775.00	775.00	575.00	0.00	34.78
		MUL	1100.00	1100.00	1100.00	0.00	0.00
		KAR	1070.00	990.00	990.00	8.08	8.08
		PSH	800.00	800.00	800.00	0.00	0.00
		QTA	505.00	505.00	505.00	0.00	0.00
4634002. PVC WIRE SINGLE CORE	90 MTR.	LAH	925.00	925.00	925.00	0.00	0.00
		MUL	1280.00	1280.00	1280.00	0.00	0.00
		KAR	1070.00	990.00	990.00	8.08	8.08
		PSH	900.00	900.00	900.00	0.00	0.00
		QTA	600.00	600.00	600.00	0.00	0.00
<b>108. Lighting Equipments</b>							
4653101. PHILIPS TL. LAMP 40 W.	EACH	GUJ	96.00	96.00	92.00	0.00	4.35
		GJT	96.00	96.00	96.00	0.00	0.00

Contd.

## 7.10 Intercity Wholesale Prices of Selected Commodities

Group/Commodity/Item Specification	Unit	City	Prices (Rs.)			% Change in	
						Dec., 2016	
			Dec.,2016	Nov., 2016	Dec.,2015	Nov., 2016	Dec., 2015
		KAR	105.00	105.00	85.00	0.00	23.53
		PSH	97.50	97.50	97.50	0.00	0.00
		QTA	90.00	90.00	90.00	0.00	0.00
4653102. PHILIPS ELECTRIC BULB 100W(GLS)	100 BUL	LAH	2500.00	2500.00	2000.00	0.00	25.00
		RAW	2950.00	2950.00	2950.00	0.00	0.00
		KAR	2800.00	2800.00	2800.00	0.00	0.00
		PSH	2700.00	2700.00	2900.00	0.00	-6.90
4653103. PHILIPS ENERGY SAVER 14 W (GLS)	EACH	LAH	145.00	145.00	150.00	0.00	-3.33
		RAW	139.00	139.00	139.00	0.00	0.00
		KAR	155.00	155.00	155.00	0.00	0.00
		PSH	170.00	170.00	170.00	0.00	0.00
		QTA	172.00	172.00	172.00	0.00	0.00
<b>109. Radio &amp; Television</b>							
4731201. RADIO 3-5 BAND (CHINA BRAND)	EACH	LAH	175.00	175.00	175.00	0.00	0.00
		RAW	287.50	287.50	287.50	0.00	0.00
		KAR	425.00	425.00	325.00	0.00	30.77
4731301. PHILIPS COLOUR TV. 14"	EACH	LAH	8150.00	8150.00	8150.00	0.00	0.00
		RAW	8250.00	8250.00	8250.00	0.00	0.00
		KAR	8400.00	8400.00	8400.00	0.00	0.00
4731302. L.G.COLOUR TV. 14"	EACH	LAH	8100.00	8100.00	8100.00	0.00	0.00
		RAW	7900.00	7900.00	7900.00	0.00	0.00
		KAR	8150.00	8150.00	8150.00	0.00	0.00
4731303. SONY COLOUR TV 14"	EACH	LAH	13000.00	13000.00	13000.00	0.00	0.00
		RAW	10250.00	10250.00	10250.00	0.00	0.00
		KAR	8000.00	8000.00	8000.00	0.00	0.00
4731304. PANASONIC COLOUR TV 14"	EACH	RAW	9250.00	9250.00	9250.00	0.00	0.00
		KAR	7750.00	7750.00	7750.00	0.00	0.00
4731305. PHILIPS COLOUR TV. 20"	EACH	LAH	11000.00	11000.00	11000.00	0.00	0.00
		RAW	13900.00	13900.00	13900.00	0.00	0.00
		KAR	12750.00	12750.00	12750.00	0.00	0.00
4731306. L.G.COLOUR TV. 20"	EACH	LAH	13400.00	13400.00	13400.00	0.00	0.00
		RAW	12250.00	12250.00	12250.00	0.00	0.00
		KAR	13000.00	13000.00	13000.00	0.00	0.00
4731307. L.G. COLOUR TV. 21"	EACH	LAH	14700.00	14700.00	14700.00	0.00	0.00
		RAW	12250.00	12250.00	12250.00	0.00	0.00
		KAR	16100.00	16100.00	16100.00	0.00	0.00
4731308. SONY COLOUR TV 20"	EACH	LAH	18800.00	18800.00	18800.00	0.00	0.00
		RAW	17100.00	17100.00	17100.00	0.00	0.00
		KAR	17200.00	17200.00	17200.00	0.00	0.00
<b>110. Motor Vehicles</b>							
4911301. CAR SUZUKI MEHRAN 800CC SB308R VX	EACH	KAR	650000.00	650000.00	625000.00	0.00	4.00
4911302. SUZUKI CULTUS 1000CC SF410 VXR M PE	EACH	KAR	1124000.00	1124000.00	1039000.00	0.00	8.18
4911303. SUZUKI RAVI 800 CC PICKUP(ST 308R)	EACH	KAR	667000.00	667000.00	637000.00	0.00	4.71
4911304. CAR TOYOTA 1300 CC XLI	EACH	KAR	1639000.00	1639000.00	1539000.00	0.00	6.50
4911305. CAR HONDA CIVIC 1800CC(IVTEC MANUAL)	EACH	LAH	2039000.00	2039000.00	2021000.00	0.00	0.89
4911306. ISUZU BUS CHASIS MT 112 K	EACH	KAR	3325000.00	3325000.00	3325000.00	0.00	0.00
4911401. ISUZU TRUCK CHASIS FTR 12 K	EACH	KAR	3850000.00	3850000.00	3850000.00	0.00	0.00
<b>111. Motorcycles</b>							
4991201. MOTOR CYCLE YB-100ROYAL YAMAHA	EACH	KAR	75375.00	75375.00	75375.00	0.00	0.00
4991202. MOTOR CYCLE CD-70 HONDA	EACH	KAR	63500.00	63500.00	63500.00	0.00	0.00
4991203. MOTOR CYCLE PAK HERO 70 CC.	EACH	LAH	42000.00	42000.00	42000.00	0.00	0.00
		MUL	42000.00	42000.00	42000.00	0.00	0.00
		KAR	46000.00	46000.00	46000.00	0.00	0.00
4991204. MOTOR CYCLE SUPER ASIA 70 CC.	EACH	LAH	42500.00	42500.00	42500.00	0.00	0.00
		MUL	45000.00	45000.00	45000.00	0.00	0.00
		KAR	42500.00	42500.00	42500.00	0.00	0.00
		HYD	42000.00	42000.00	42000.00	0.00	0.00
4991205. MOTOR CYCLE SUZUKI STD 110CC.	EACH	KAR	71300.00	71300.00	71300.00	0.00	0.00
<b>112. Bicycles</b>							
4992101. BICYCLE PECO FOR GENTS POPULAR	EACH	LAH	5000.00	5000.00	5000.00	0.00	0.00
4992102. BICYCLE PECO FOR BMX SHAHEEN	EACH	LAH	3500.00	3500.00	3500.00	0.00	0.00
4992103. BICYCLE SOHRAB SUPER	EACH	LAH	6450.00	6450.00	6450.00	0.00	0.00
		KAR	6900.00	6900.00	6450.00	0.00	6.98
4992104. BICYCLE SOHRAB VIP STUDENT	EACH	LAH	6300.00	6675.00	6300.00	-5.62	0.00
		KAR	5900.00	5900.00	5700.00	0.00	3.51

### 7.11 Intercity Consumer Prices December, 2016

Description	Unit	Rawalpindi	Islamabad	Attock	Jehlum	Lahore	Sahiwal	Gujran-wala
WHEAT	10 KG.	365.00	350.00	347.50	355.00	346.25	346.88	350.00
WHEAT FLOUR FINE/SUPERIOR.	KG.	55.92	57.75	42.50	48.00	50.00	43.50	42.00
WHEAT FLOUR AVG. QLTY	KG.	38.42	38.97	36.50	38.11	38.00	36.38	40.00
WHEAT FLOUR BAG	10 KG.	384.17	389.69	365.00	381.13	380.00	363.75	380.00
MAIDA	KG.	56.50	58.75	50.00	60.00	56.25	50.00	50.00
SUJI	KG.	57.42	59.25	50.00	60.00	60.00	50.00	50.00
BESAN AV. QLTY.	KG.	180.83	185.31	180.00	185.00	188.21	177.50	170.00
RICE BASMATI SUP. QLTY.	KG.	140.00	145.31	137.50	125.00	122.50	105.00	90.00
RICE BASMATI 385/386	KG.	127.08	131.25	77.50	105.00	87.86	60.00	50.00
RICE BASMATI BROKEN AV.QLTY	KG.	75.00	79.38	67.50	70.00	62.50	57.50	50.00
RICE IRRI-6 (SINDH/PUNJAB)	KG.	52.71	60.00	55.00	60.00	53.00	37.50	50.00
VERMICELLI	KG.	97.92	99.38	92.50	80.00	101.61	70.00	77.50
BREAD PLAIN MEDIUM SIZE	EACH	40.00	40.00	40.00	37.50	40.00	45.00	40.00
RUSK (PAPAY)	KG.	240.00	261.25	170.00	230.00	205.00	235.00	160.00
BISCUITS-PACKED	PKT	40.00	40.00	40.00	40.00	35.00	35.00	35.00
BISCUIT-BAKERY (LOOSE)	250 GM	100.42	110.00	77.50	100.00	92.50	110.00	110.00
CORNFLAKS FAUJI 225 GM.	PKT	189.00	189.00	189.00	189.00	193.50	180.00	180.00
SAMOSAS (VEGATABLE)	EACH	14.75	14.63	15.00	12.50	16.96	15.00	15.00
PASTRY AV.QLTY.	EACH	32.92	33.44	37.50	32.50	30.18	30.00	35.00
PATTIES (VEGATABLES)	EACH	27.50	28.75	21.00	27.50	31.96	30.00	20.00
NIMCO	250 GM	82.50	86.88	67.50	70.00	68.93	90.00	50.00
CHIPS	250 GM	93.33	95.00	78.75	82.50	77.32	90.00	65.00
BEEF WITH BONE AV.QLTY.	KG	337.50	338.75	300.00	302.50	344.29	280.00	290.00
MUTTON AV.QLTY.	KG	741.25	752.50	675.00	637.50	805.36	630.00	625.00
CHICKEN FARM BROILER (LIVE)	KG	100.83	136.13	136.00	101.50	106.86	100.00	102.00
FISH-RAHU MEDIUM SIZE	KG	276.67	313.75	290.00	290.00	261.07	245.00	290.00
MILK FRESH (UNBOILED)	LTR.	92.92	97.50	81.25	75.00	73.21	70.00	80.00
CURD	KG.	100.00	108.13	87.50	80.00	83.04	80.00	90.00
MILK TETRA PACK 1/2 LTR.	PKT.	60.00	60.00	60.00	60.00	60.00	60.00	60.00
LACTOGEN 400 GRAMS	PKT.	440.00	440.00	440.00	440.00	440.00	445.00	430.00
POWDER MILK NIDO 400GM.	PKT	389.74	389.74	389.74	389.74	389.74	380.00	389.74
MILK POWDER LOOSE/PACKED	KG.	551.67	585.00	535.00	500.00	504.29	447.50	350.00
BUTTER LOCAL PACKED	50 GM.	25.00	25.00	25.00	50.00	32.00	25.00	35.00
EGGS FARM	DOZ	125.00	131.88	122.00	127.00	127.29	129.00	130.00
MUSTARD OIL AV.QLTY.	KG.	220.00	240.00	245.00	205.00	183.93	162.50	145.00
COOKING OIL (DALDA)	2.5LTR	465.00	465.00	465.00	465.00	465.00	454.00	467.00
COOKING OIL (PAKWAN) OTHER BRAND SPECIFY	2.5 LTR	364.17	372.50	355.00	387.50	420.00	387.00	420.00
VEGETABLE GHEE TIN	2.5KG.	460.00	460.00	460.00	460.00	460.00	460.00	452.00
VEGETABLE GHEE (LOOSE)	KG.	146.67	151.25	145.50	142.50	139.43	165.00	145.00
DATES AV.QLTY.	KG.	203.33	218.75	210.00	200.00	187.86	165.00	190.00
PISTACHIO AV.QLTY.	50 GM.	121.67	127.50	117.50	125.00	107.86	140.00	120.00
ALMONDS WHOLE AV.QLTY.	KG.	676.67	702.50	675.00	612.50	657.86	675.00	525.00
COCONUT DRY AV.QLTY.	KG.	323.33	362.50	335.00	330.00	315.18	290.00	280.00
RAISINS AV.QLTY.	50 GM.	24.67	26.75	23.50	22.50	31.93	18.00	20.00
GROUNDNUTS (WITH SHELL)	KG.	235.83	240.00	210.00	260.00	237.86	222.50	250.00
MALTA/MOSAMBI	DOZ	145.00	158.75	125.00	105.00	127.86	115.00	110.00
KINNU	DOZ	117.50	186.25	0.00	105.00	89.64	0.00	80.00
APPLE	KG	110.83	132.50	125.00	85.00	135.36	110.00	110.00
ALOO BUKHARA	KG	0.00	0.00	0.00	0.00	0.00	0.00	0.00
POMEGRANATE (ANNAR)	KG	203.33	280.00	200.00	190.00	370.71	167.50	200.00
GRAPES	KG	0.00	0.00	0.00	0.00	0.00	0.00	0.00
BANANAS	DOZ	101.67	138.75	80.00	75.00	79.29	65.00	60.00
MANGO KALMI	KG	0.00	0.00	0.00	0.00	0.00	0.00	0.00
GUAVA	KG	82.08	122.50	70.00	55.00	71.96	65.00	50.00
WATERMELON (TURBOOZ)	KG	0.00	0.00	0.00	0.00	0.00	0.00	0.00
MUSKMELON (KHARBOOZA)	KG	0.00	0.00	0.00	0.00	0.00	0.00	0.00
SWEETMELON (GARMA)	KG	0.00	0.00	0.00	0.00	0.00	0.00	0.00
PULSE MASOOR (WHOLE)	KG.	146.67	169.38	132.50	150.00	147.86	140.00	140.00
PULSE MASOOR (WASHED)	KG.	160.83	166.88	142.50	155.00	157.86	145.00	145.00
PULSE MOONG (WASHED)	KG.	142.50	166.25	132.50	162.50	154.29	127.50	142.50
PULSE MASH (WASHED)	KG.	219.58	245.00	205.00	250.00	253.21	245.00	220.00

Contd.



### 7.11 Intercity Consumer Prices December, 2016

Description	Unit	Rawalpindi	Islamabad	Attock	Jehlum	Lahore	Sahiwal	Gujran-wala
PULSE GRAM	KG.	178.33	184.06	170.00	180.00	170.71	162.50	165.00
GRAM WHOLE BLACK AV.QLTY.	KG.	175.00	180.00	162.50	177.50	160.71	157.50	157.50
GRAM WHOLE YELLOW AV.QLTY	KG.	210.83	212.50	195.00	200.00	215.71	190.00	180.00
BEANS (LAL LOBIA)	KG.	147.50	156.25	142.50	160.00	152.50	155.00	120.00
POTATOES	KG	42.08	50.00	30.00	35.00	31.61	27.50	35.00
ONION	KG	37.08	45.00	30.00	35.00	30.00	22.50	25.00
TURNIP	KG	33.33	43.75	30.00	32.50	20.71	22.50	20.00
RADISH	KG	33.33	38.75	20.00	27.50	20.14	19.00	10.00
TOMATOES	KG	57.08	58.75	60.00	55.00	48.93	50.00	50.00
CABBAGE	KG	53.33	62.50	60.00	55.00	54.11	55.00	32.50
CAULIFLOWER	KG	37.92	52.50	20.00	32.50	29.11	12.50	20.00
BRINJAL	KG	49.17	63.75	35.00	55.00	41.43	22.50	30.00
PUMPKIN	KG	0.00	0.00	0.00	0.00	0.00	0.00	0.00
BOTTLEGOURD	KG	0.00	0.00	0.00	0.00	0.00	0.00	0.00
LADY FINGER	KG	0.00	0.00	0.00	0.00	0.00	0.00	0.00
PEAS	KG	79.17	88.75	80.00	75.00	73.93	76.25	50.00
SPINACH	KG	27.71	33.13	19.00	17.50	20.71	20.00	17.50
TINDA	KG	0.00	0.00	0.00	0.00	0.00	0.00	0.00
TURAI	KG	0.00	0.00	0.00	0.00	0.00	0.00	0.00
KARAILA	KG	0.00	0.00	0.00	0.00	0.00	0.00	0.00
ARVI	KG	0.00	0.00	0.00	0.00	0.00	0.00	0.00
CHILLIES GREEN	KG	98.33	127.50	80.00	115.00	73.93	57.50	70.00
CARROT	KG	50.00	61.25	30.00	35.00	38.21	22.50	30.00
COCUMBER (KHEERA)	KG	52.50	60.00	50.00	55.00	45.36	32.50	45.00
LEMON	250GM	80.00	85.00	17.50	55.00	18.21	17.50	20.00
SUGAR REFINED	KG.	63.92	66.13	62.50	64.50	63.07	65.00	62.00
GUR AV.QLTY	KG.	103.33	110.00	100.00	100.00	98.21	72.50	80.00
HONEY LANGANESE 500 GM.	BOTTLE	924.58	937.50	910.00	945.00	950.00	855.00	840.00
MILQ 200 GM.	BOTTLE	215.00	215.00	215.00	222.50	216.00	220.00	166.67
CUSTARD POWDER RAFHAN 300 GM.	PKT	80.00	80.00	80.00	80.00	80.00	80.00	80.00
TOFFEE (HILAL)	EACH	2.00	2.00	2.00	2.00	2.00	1.50	1.00
CHOWKELATE CANDY (SMALL SIZE)	EACH	5.00	5.00	5.00	5.00	5.00	5.00	5.00
SWEETMEAT (MIXED)	KG	392.50	411.25	320.00	370.00	310.00	377.50	360.00
ICE CREAM WALLS	CUP.	40.00	40.00	40.00	40.00	45.00	45.00	40.00
ICE	KG	17.50	17.50	10.00	15.00	15.00	10.00	5.00
JAM AHMED/MITCHELLES	BOTTLE	140.00	140.00	140.00	140.00	135.00	140.00	125.00
SQUASH-MITCHELLES	BOTTLE	167.50	167.50	167.50	165.00	150.00	160.00	150.00
ROOH AFZA	BOTTLE	170.00	170.00	170.00	170.00	160.00	160.00	160.00
JAM-E-SHIREEN	BOTTLE	170.00	170.00	170.00	170.00	170.00	170.00	170.00
SAUNF	50 GM	20.00	20.00	19.00	20.00	20.00	18.00	20.00
CINAMON LOOSE AV. QLTY	50 GM.	24.75	25.00	24.50	37.50	26.71	30.00	25.00
CUMINSEED WHITE NATIONAL	50 GM.	52.00	52.00	52.00	52.00	56.00	52.00	52.00
PEPPER BLACK NATIONAL	50 GM.	110.00	110.00	100.00	110.00	110.00	110.00	100.00
CLOVES LOOSE AV.QLTY	50 GM.	85.42	88.13	105.00	87.50	89.29	100.00	100.00
CARDAMOM LARGE LOOSE AV.QLTY	50 GM.	182.50	190.00	175.00	195.00	170.36	180.00	120.00
CARDAMOM SMALL AV.QLTY	50 GM.	117.92	130.63	112.50	115.00	78.04	110.00	90.00
SALT-POWDERED (LAHORI) LOOSE	KG.	12.00	12.00	10.00	15.00	10.00	10.00	10.00
SALT POWDERED (NATIONAL/SHAN)	PKT	25.00	25.00	25.00	25.00	25.00	25.00	25.00
CHILLIES POWD.NATIONAL 200GM	PKT	105.00	105.00	105.00	105.00	105.00	105.00	105.00
CHILLIES POWDER LOOS	KG.	260.83	307.50	270.00	270.00	272.14	242.50	260.00
CORRIANDER SEED POWD.NATIONAL	PKT	104.00	104.00	104.00	104.00	104.00	104.00	110.00
CORRIANDER SEED (LOOSE)	KG.	274.17	280.00	255.00	290.00	275.36	262.50	190.00
TURMERIC POWD.NATIONAL 50GM	PKT.	35.00	35.00	35.00	35.00	35.00	35.00	35.00
CURRY POWD. NATIONAL 200 GM	PKT.	87.00	87.00	87.00	87.00	88.00	78.81	87.00
TOMATO KETCHUP AHMED/MITCHL	BOTTLE	100.00	100.00	105.00	100.00	95.00	90.00	100.00
PICKLES AHMED/MITCHELLES	BOTTLE	110.00	110.00	110.00	115.00	120.00	95.00	100.00
VINEGAR SYNTHETIC (SIRKA)	BOTTLE	100.00	100.00	77.50	95.00	80.00	90.00	70.00
GARLIC	KG	315.00	339.38	310.00	310.00	327.86	287.50	300.00
GINGER	KG	151.67	200.00	145.00	135.00	117.14	125.00	100.00
TAPAL DANEDAR TEA 200GM PACKET	PKT	157.89	157.89	157.84	157.89	157.89	157.89	157.89
TEA LIPTON YELLOW LABEL 200GM.	PKT.	178.95	178.95	178.95	178.95	179.00	178.94	178.94

Contd.

### 7.11 Intercity Consumer Prices December, 2016

Description	Unit	Rawalpindi	Islamabad	Attock	Jehlum	Lahore	Sahiwal	Gujran-wala
TEA LOOSE KENYA AV.QLTY 250GM.	PKT.	175.00	175.00	175.00	175.00	116.07	172.50	160.00
COFFEE-NESCAFE 75 GM. **	BOTTLE	372.50	375.00	375.00	385.00	370.00	330.00	350.00
COLD DRINK (STANDARD SIZ)	BOTTLE	27.50	27.50	25.00	25.00	20.00	25.00	25.00
FRUIT JUICE TETRA PACK	PKT.	20.00	20.00	15.00	17.50	20.00	20.00	20.00
MINERAL WATER NESTLE 1.5 LTR	BOTTLE	50.00	50.00	50.00	50.00	50.00	50.00	45.00
CIGARETTES K-2 10'S **	PKT	70.00	70.00	70.00	70.00	65.00	65.00	75.00
CIGARETTES CAPSTAN 10'S **	PKT	75.00	75.00	75.00	75.00	65.00	70.00	75.00
CIGARETTES GOLD LEAF 20'S	PKT	135.00	135.00	135.00	135.00	120.00	130.00	135.00
CIGARETTES MORVEN GOLD 20'S	PKT	75.00	75.00	75.00	75.00	65.00	70.00	75.00
BETEL LEAVES	50GM.	102.50	110.63	102.50	105.00	62.50	70.00	65.00
BETEL NUTS	KG.	683.33	716.25	675.00	380.00	355.00	370.00	350.00
LONG CLOTH 57" GUL AHMED/AL-KARAM	METER	195.00	205.00	185.00	260.00	257.14	245.00	135.00
SHIRTING AV.QLTY.	METER	185.00	192.50	182.50	195.00	138.57	290.00	170.00
PANT CLOTH W & WEAR AV.QLTY	METER	437.50	431.25	437.50	410.00	332.14	525.00	335.00
LAWN PRINTED GUL AHMED/AL-KARAM	METER	270.00	287.50	267.50	285.00	281.07	397.50	205.00
GEORGETTE AV.QLTY	METER	152.50	155.00	152.50	145.00	120.54	146.25	132.50
LINEN AV.QLTY ***	METER	163.33	170.00	165.00	165.00	173.93	237.50	105.00
HEAVY WT SUITING LAWERNCPUR AVG QLTY	METER	1841.67	1875.00	1825.00	1875.00	1475.00	1100.00	1050.00
HEAVY WT SUITING LAWERNCPUR SUP QLTY	METER	2283.33	2337.50	2275.00	2275.00	2275.00	1250.00	2350.00
TROPICAL SUITING LAW.PUR	METER	1683.33	1725.00	1675.00	1675.00	1275.00	1100.00	925.00
PANT BOY 24"/26" LENGTH.	EACH	525.00	550.00	537.50	625.00	381.79	762.50	712.50
SHIRT BOY 24"/26" LENGTH	EACH	359.58	375.00	362.50	437.50	363.57	662.50	450.00
SCHOOL UNI. PANT,SHIRT BOYS	SUIT	510.00	545.63	525.00	560.00	678.57	725.00	975.00
SCHOOL UNI. KAMEEZ,SHAL.BOYS	SUIT	507.92	550.00	512.50	482.50	479.64	525.00	925.00
SCHOOL UNI. KAMEEZ,SHAL.GIRL	SUIT	475.00	471.88	485.00	455.00	562.50	475.00	925.00
FROCK W/WEAR GIRLS	EACH	2225.00	2287.50	2050.00	1275.00	1135.71	1450.00	925.00
AWAMI-SUIT W & W(BOY) 24"/26	SUIT	1979.17	2025.00	2050.00	1375.00	1078.57	1740.00	1125.00
AWAMI-SUIT W&W (GENTS)AV.QLTY	SUIT	2012.50	2093.75	2100.00	1700.00	1178.57	1800.00	1125.00
PULLOVER GENTS OXFORD/BON.	EACH	3250.00	3250.00	3250.00	3145.00	2890.00	3250.00	3000.00
PULLOVER LADIES OXFORD/BON.	EACH	3250.00	3250.00	3250.00	3145.00	2970.00	2850.00	2950.00
PULLOVER (GENTS) OTHERS A.QLTY	EACH	1187.50	1200.00	1100.00	1012.50	967.86	1050.00	550.00
SECOND-HAND COAT FOR MEN	EACH	658.33	500.00	525.00	487.50	687.50	350.00	600.00
SECONDHAND SWEETER FOR MEN DUP QLTY	EACH	391.67	0.00	325.00	190.00	525.00	275.00	600.00
SECONDHAND WINTER JACKET	EACH	716.67	0.00	575.00	487.50	685.71	375.00	650.00
UNDERWEAR AV.QLTY MEDIUM SIZE	EACH	210.83	215.00	175.00	182.50	157.86	175.00	125.00
VEST FOR MEN AV.QLTY.	EACH	215.83	215.00	175.00	182.50	166.07	170.00	125.00
VEST/SHAMEEZ (WOMEN) AVG. QLTY	EACH	213.33	220.00	205.00	145.00	228.57	190.00	142.50
SOCKS NYLON (PAKISTANI)	PAIR	110.00	118.75	77.50	87.50	105.00	95.00	110.00
BRASSIER AV.QLTY.	EACH	251.67	261.25	210.00	105.00	167.86	210.00	165.00
BRASSIER SUP QLTY	EACH	586.25	629.38	575.00	305.00	950.00	500.00	335.00
DOPATTA GEORGETTE AV.QLTY.	EACH	350.00	362.50	340.00	325.00	317.86	315.00	275.00
DOPATTA COTTON AV GLTY	EACH	341.25	362.50	290.00	225.00	205.36	225.00	185.00
CHADDAR (W/WEAR) (2x2.5 MTR)	EACH	392.92	418.75	387.50	412.50	423.21	375.00	375.00
LUNG/DHOT(COTTON) AVG. QLTY	EACH	460.83	475.00	440.00	205.00	250.71	375.00	212.50
HANDKERCHIEF AVG. QLTY PAK	EACH	38.75	42.50	37.50	35.00	28.21	50.00	50.00
HANDKERCHIEF SUP. QLTY PAK	EACH	55.83	64.38	50.00	55.00	50.00	75.00	75.00
GLOVES AV QLTY	PAIR	155.00	157.50	155.00	155.00	79.64	120.00	105.00
AZARBAND COTTON AVG. QLTY	EACH	22.50	22.50	17.50	25.00	21.96	20.00	25.00
SEWING THREAD/REEL(ASLI PARI)	EACH	9.00	9.00	7.50	9.00	7.00	6.00	6.00
WASHING CHARGES PAINT & SHIRT	SUIT	94.58	105.00	110.00	175.00	71.07	165.00	170.00
DRY CLEANING SUIT COAT PANT	SUIT	612.50	682.50	335.00	475.00	370.00	375.00	400.00
WASHING CH. (KAMIZ-SHALWAR)	PAIR	92.92	94.38	75.00	95.00	60.36	90.00	120.00
TAILORING SHIRT	EACH	541.67	650.00	387.50	525.00	439.29	500.00	400.00
TAILORING CHARGES PANT (MEN)	EACH	958.33	1025.00	750.00	850.00	632.14	900.00	500.00
TAILORING COAT-PANT SUIT	SUIT	3800.00	4843.75	4100.00	3500.00	4464.29	5000.00	3100.00
TAILORING AWAMI-SUIT (MALE)	SUIT	729.17	831.25	637.50	650.00	578.57	675.00	600.00
TAILORING SUIT FEMALE	SUIT	633.33	743.75	575.00	575.00	500.00	525.00	500.00
GENTS SHOES PAUL BATA	PAIR	1199.00	1199.00	1199.00	1199.00	1299.00	1199.00	1199.00
GENTS SANDAL BATA	PAIR	699.00	699.00	699.00	699.00	699.00	699.00	699.00
GENTS SPOUNG CHAPPAL BATA	PAIR	199.00	199.00	199.00	199.00	199.00	199.00	199.00
LADIES SANDAL BATA	PAIR	499.00	499.00	499.00	499.00	499.00	499.00	499.00

Contd.

### 7.11 Intercity Consumer Prices December, 2016

Description	Unit	Rawalpindi	Islamabad	Attock	Jehlum	Lahore	Sahiwal	Gujran-wala
LADIES SPOUNG CHAPPAL BATA	PAIR	179.00	179.00	179.00	179.00	179.00	179.00	179.00
CHILD SHOE POWER LITE BATA	PAIR	599.00	599.00	599.00	599.00	599.00	599.00	599.00
GENTS SHOE, ART 1109 SERVICE	PAIR	999.00	999.00	999.00	999.00	999.00	999.00	999.00
NYLON JOGGER 27 SIZE 2-5 ***	PAIR	1299.00	1299.00	1299.00	1299.00	1299.00	1299.00	1299.00
CHINA FOOT WEAR AV. QLTY (MALE) *	PAIR	975.00	1025.00	875.00	875.00	742.86	450.00	500.00
CHINA FOOT WEAR AV. QLTY (FEMALE) *	PAIR	875.00	931.25	875.00	725.00	637.50	500.00	450.00
CHINA FOOT WEAR AV. QLTY (CHILDREN) *	PAIR	833.33	875.00	625.00	725.00	483.93	425.00	400.00
SHOE REPAIR HALF SOLE	PAIR	132.50	144.38	115.00	135.00	106.43	100.00	120.00
SHOES POLISH CHARGES AVERAGE SHOP	PAIR	20.00	20.00	27.50	20.00	20.00	20.00	15.00
HOUSE RENT (combined)	MONTH	9331.00	36095.00	3650.00	4697.00	0.00	4946.00	0.00
rent 2	pm	15011.00	47926.00	4252.00	6436.00	12767.00	8106.00	5679.00
RENT3	PM	15011.00	47926.00	4252.00	6436.00	12767.00	8106.00	5679.00
RENT4	PM	15011.00	47926.00	4252.00	6436.00	12767.00	8106.00	5679.00
RENT5	PM	15011.00	47926.00	4252.00	6436.00	12767.00	8106.00	5679.00
RENT6	PM	15011.00	47926.00	4252.00	6436.00	12767.00	8106.00	5679.00
SYNTHETIC ENEMAL ROBIALAC BALTI 3.64 LTR.	EACH	1790.00	1790.00	1850.00	1805.00	2190.00	1700.00	1700.00
SYNTHETIC ENEMAL ICI BALTI 3.64 LTR.	EACH	1825.00	1825.00	1900.00	1880.00	2190.00	2138.00	2138.00
CEMENT (LOCAL) SPECIFY BRAND NAME	BAG	530.00	540.00	522.50	527.50	540.00	527.50	550.00
BRICKS (NEW) IST CLASS	P/1000	9750.00	9750.00	9100.00	7900.00	8378.57	6650.00	8900.00
CEMENT BLOCKS (6"x8"x12")	P/100	4100.00	0.00	2675.00	0.00	0.00	0.00	0.00
BAJREE	100CFT	6250.00	6250.00	5100.00	4250.00	5800.00	5500.00	6250.00
SAND (BLACK PIT SAND)	K100CFT	3050.00	3050.00	1475.00	2295.00	2550.00	3150.00	2450.00
TIMBER SHESHAM LOG IST QUALITY	cubmt.	75044.08	75044.00	75044.00	71512.00	87402.00	74151.00	50323.50
IRON BAR (M.S. BAR) 1/2"	P/TON	67500.00	67500.00	62750.00	65000.00	70000.00	68000.00	67000.00
CARPENTER WAGE RATE	P/DAY	1200.00	1200.00	775.00	950.00	830.36	775.00	825.00
MASON (RAJ) WAGE RATE	P/DAY	1200.00	1200.00	875.00	950.00	926.79	725.00	1050.00
UNSKILLED LABOUR WAGE RATE	P/DAY	700.00	700.00	500.00	600.00	600.00	475.00	650.00
PLUMBER WAGE RSTE	P/DAY	1200.00	1200.00	775.00	950.00	826.79	0.00	800.00
ELECTICIAN WAGE RATE PER DAY **	P/DAY	0.00	0.00	0.00	0.00	828.57	0.00	700.00
ELECTICIAN WAGE RATE PER POINT **	P/PNT	195.00	202.50	135.00	170.00	152.50	137.50	137.50
WATER CHARGES PER HOUSE	P/MONTH	161.50	98.00	120.00	100.00	325.00	30.00	100.00
ELECT.CHARGES UPTO 50 UNITS	P/UNIT	2.00	2.00	2.00	2.00	2.00	2.00	2.00
ELECT.CHARGES 01 - 100 UNIT	P/UNIT	6.18	6.18	6.18	6.18	6.18	6.18	6.18
ELECT.CHARGES 101 - 300 UNIT	P/UNIT	9.54	9.54	9.54	9.54	9.54	9.54	9.54
ELECT.CHARGES 301 - 1000 UNIT	P/UNIT	16.39	16.39	16.39	16.39	16.39	16.39	16.39
ELECT.CHARGES ABOVE 1000 UNIT	P/UNIT	18.39	18.39	18.39	18.39	18.39	18.39	18.39
ELEC	PM	10.50	10.50	10.50	10.50	10.50	10.50	10.50
GAS CHRg upto 3.3719 MMBUT	MMBTU	128.70	128.70	128.70	128.70	128.70	128.70	128.70
GAS CHRg 3.3719 - 6.7438 MMBUT	MMBTU	257.40	257.40	257.40	257.40	257.40	257.40	257.40
GAS CHRg 6.7438 - 10.1157 MMBUT	MMBTU	257.40	257.40	257.40	257.40	257.40	257.40	257.40
GAS CHRg10.1157 - 13.4876 MMBUT	MMBTU	702.00	702.00	702.00	702.00	702.00	702.00	702.00
GAS	PM	702.00	702.00	702.00	702.00	702.00	702.00	702.00
GAS	PM	409.50	409.50	409.50	409.50	409.50	409.50	409.50
KEROSENE OIL	LTR	95.00	98.75	97.50	85.00	85.00	95.00	73.00
FIREWOOD WHOLE	40 KG.	741.67	785.00	510.00	625.00	762.86	475.00	750.00
CHAIR SHESHAM WOOD WITH ARMS **	EACH	3650.00	3737.50	3300.00	3250.00	2728.57	3250.00	2250.00
CHAIR PLASTIC (CHAIRMAN) AVERAGE QUALITY	EACH	725.00	725.00	725.00	825.00	825.00	775.00	800.00
TABLE SHESHAM WOOD (4X2X5") ***	EACH	6175.00	6337.50	6250.00	4250.00	12767.86	6500.00	10250.00
SOFASET WOODEN WITH FOAM SEAT **	SET	23666.67	24875.00	23000.00	16250.00	23000.00	23000.00	20000.00
COT IRON (WITH NIWAR)AV.QLTY.	EACH	2266.67	2387.50	2150.00	1650.00	2500.00	2400.00	1900.00
ALMIRAH (STEEL) 6'X3' 20 GUAGE	EACH	9025.00	9250.00	8750.00	7750.00	9964.29	12000.00	9300.00
DINNING TABLE 6 CHAIRS A.QLTY	SET	22791.67	25187.50	23000.00	21250.00	23071.43	30000.00	25000.00
SINGLE BED WITHOUT FOAM MED.	EACH	5575.00	5612.50	5250.00	5250.00	9821.43	10500.00	10000.00
MATRESS SINGLE(4"THICK)	EACH	5350.00	5350.00	5350.00	5000.00	5700.00	5700.00	5200.00
FARSHI DARI 12'X9' AV.QLTY	EACH	2212.50	2293.75	2250.00	1175.00	1607.14	1200.00	925.00
DARI COTTON (6'x2 1/2') AV.QL	EACH	991.67	1006.25	975.00	437.50	459.64	1000.00	450.00
CARPET PLAIN AV. QLTY	SQFT.	28.92	29.00	25.50	32.50	37.50	35.00	35.00
QUILT (LIHAF) 3 KG. COTTON	EACH	1233.33	1293.75	1100.00	825.00	1407.14	1200.00	1075.00
BLANKET (90" x 54")	EACH	4191.67	4275.00	3550.00	3050.00	5000.00	3800.00	2900.00
BEDSHEET SINGLE BED SUP.QLTY	EACH	614.58	646.88	575.00	487.50	639.29	600.00	475.00
BED SHEET DOUBLE WITH TWO PILLOW COVERS SUP QLTY	SET	1295.83	1375.00	1325.00	1050.00	1160.71	1075.00	1150.00

Contd.

### 7.11 Intercity Consumer Prices December, 2016

Description	Unit	Rawalpindi	Islamabad	Attock	Jehlum	Lahore	Sahiwal	Gujran-wala
TOWEL(3'x2') AV. QALTY	EACH	413.75	427.50	390.00	287.50	323.93	350.00	175.00
CEILING FAN 48" SUPER QLTY **	EACH	3175.00	3175.00	3275.00	2900.00	2750.00	3395.00	2700.00
PEDESTAL FAN 22" SUPER QLTY	EACH	3475.00	3475.00	3900.00	3750.00	4200.00	5260.00	4100.00
REFG. DAWLENCE 10 CFT. D.DOOR	EACH	32500.00	32500.00	32500.00	32500.00	36000.00	30400.00	31000.00
D-FREEZER WAVES 8 CFT.	EACH	30900.00	30900.00	30900.00	30900.00	28000.00	29000.00	31000.00
AIRCONDITIONER 1.5 TON PEL	EACH	41000.00	41000.00	41000.00	42400.00	45000.00	42000.00	48000.00
SPLIT AIR CONDITIONER 1.5 TON (SPECIFY BRAND NAME)	EACH	41000.00	41125.00	41500.00	47300.00	48000.00	46000.00	43000.00
AIRCOOLER SUPER ASIA	EACH	9000.00	9000.00	11600.00	13250.00	14500.00	10000.00	12000.00
WASHING MACHINE SINGER	EACH	17000.00	17000.00	17400.00	17000.00	15300.00	18650.00	15600.00
SEWING MACHINE(SINGER)	EACH	6900.00	6900.00	5995.00	6900.00	7885.00	6995.00	5860.00
GIZER LARGE SIZE 30 GALLON CAPACITY SUP QLTY	EACH	23400.00	23400.00	23400.00	14750.00	21755.00	22900.00	13200.00
GAS BURNER DOUBLE SPFY.BRAND	EACH	2016.67	2150.00	1950.00	1950.00	1864.29	1450.00	1250.00
ELECT. IRON PHILIPS MDL.1120	EACH	2100.00	2100.00	1900.00	1975.00	1300.00	2750.00	2200.00
ELECTRIC JUICER FOR APPLE	EACH	7550.00	7550.00	7100.00	7375.00	13000.00	9250.00	4500.00
S.STEEL DEGCHI MEDIUM SIZE ***	EACH	787.08	800.00	775.00	612.50	733.93	475.00	1185.00
ALUMINIUM COOKING PAN (DEGCHI) MED SIZE	EACH	702.08	731.25	625.00	575.00	664.29	525.00	900.00
NON STICK COOKING PAN (DEGCHI) SUP. QLTY	EACH	1229.17	1225.00	1150.00	975.00	1175.00	1125.00	1550.00
FRYING PAN STEEL AVG. QLTY MED. SIZE	EACH	537.50	537.50	525.00	375.00	630.36	500.00	575.00
TAWA IORN (MEDIUM SIZE) AVG. QLTY	EACH	280.42	346.25	310.00	255.00	555.36	475.00	412.50
S.STEEL PLATE A.QLTY.(M.SIZE)	EACH	95.83	95.00	105.00	57.50	85.36	77.50	110.00
TABLE SPOON S.STEEL SUP.QLTY.	DOZEN	411.67	411.88	410.00	375.00	412.50	475.00	575.00
WATER SET JUG+6 GLASSES (OMROC)	SET	432.08	432.50	435.00	410.00	730.36	460.00	380.00
TEA SET PAK. CHINAWARE 21 PCS.	SET	2433.33	2450.00	2300.00	2050.00	1557.14	2150.00	1800.00
DINNER SET PLASTIC 72 PIECES SUPERIOR QLTY	SET	7408.33	7650.00	7250.00	5050.00	5785.71	6450.00	5900.00
HOTPOT SET PLASTIC 3 PCS.	SET	1708.33	1725.00	1675.00	1440.00	1510.71	1250.00	1500.00
BUCKET(BALTI) PLASTIC MED.SIZ	EACH	257.50	273.75	245.00	340.00	478.57	250.00	290.00
LOTA PLASTIC (MED SIZE) AVERAGE QUALITY	EACH	62.92	73.13	42.50	45.00	65.00	75.00	50.00
PRESURE COOKER 4 LTR.	EACH	1825.00	1831.25	1575.00	1750.00	1540.00	1125.00	1750.00
WATER COOLER 9/10 LTR.PLASTIC ***	EACH	605.42	625.00	475.00	512.50	575.00	675.00	650.00
THERMOS STARVAC 1 LTR	EACH	487.50	525.00	525.00	437.50	625.00	475.00	650.00
BULB PHILIPS 100-WATTS	EACH	35.00	35.00	27.50	35.00	35.00	33.50	30.00
TUBE LIGHT PHILIPS 40 WATTS	EACH	100.00	100.00	100.00	110.00	100.00	95.00	95.00
ELECTRIC BLUBS "0" WATTE LOCAL	EACH	27.50	27.50	27.50	25.00	20.00	25.00	20.00
ELECTRIC BLUB ENERGY SAVER 14 WATTS	EACH	167.50	167.50	165.00	167.50	170.00	160.00	155.00
WASHING SOAP 250 GMS SPECIFY BRAND NAME	EACH	40.00	40.00	40.00	40.00	40.00	40.00	38.00
SURF EXCEL 400 GMS POLY BAG	EACH	104.00	104.00	104.00	104.00	130.00	104.00	130.00
WASHING POWDER 1000 GRM	EACH	185.00	185.00	185.00	185.00	150.00	150.00	150.00
WASHING POWDER (WHEEL/ BONUS) 100 GRAMS	EACH	125.00	125.00	125.00	125.00	90.00	95.00	90.00
CLEANSER POWDER VIM 1000 GM	PKT.	83.33	83.33	83.33	83.33	83.00	83.33	83.33
FINIS 500 ML	BOTTLE	250.00	250.00	250.00	250.00	229.41	218.00	193.75
PHNYLE TYPHONE/FINIS/CARRANITE 3 LITRES	BOTTLE	180.00	180.00	180.00	180.00	145.00	160.00	140.00
HARPIC	BOTTLE	150.00	150.00	150.00	150.00	150.00	150.00	150.00
BOOT POLISH CHERRY/KIWI 50ML	EACH	125.00	125.00	125.00	125.00	105.00	116.66	125.00
ROBIN BLUE (35 GRAMS)	PKT.	55.00	55.00	55.00	55.00	55.00	55.00	55.00
TISSU PAPER PERFUMED 100 PCS.	PKT	110.00	110.00	110.00	110.00	130.00	110.00	105.00
TOILET PAPER ROLL (R.PETEL)	P/ROLL	40.00	40.00	40.00	40.00	40.00	40.00	40.00
BOOT POLISH LIQUID CHEERY BLOSSOM KIWI 75 ML	BOTTLE	150.00	150.00	140.00	150.00	150.00	150.00	140.00
MATCH BOX SMALL	EACH	2.00	2.00	2.00	2.00	2.00	2.00	2.00
DRY CELL 1.5 VOLT(LOCAL)	EACH	30.00	30.00	30.00	27.50	40.00	40.00	20.00
HAND STITCHING NEEDLE M.SIZE	PACKET	10.00	10.00	7.75	9.00	7.50	10.00	5.00
SEWING MACHINE NEEDLE (SINGER)	EACH	5.00	5.00	5.00	5.00	10.00	5.00	6.00
HOUSEHOLD SERVANT FEMALE P/T	P/MNTH	1858.33	2000.00	1450.00	1700.00	1878.57	1500.00	1550.00
MARRIAGE HALL WITH FURNITURE	P/HEAD	155.83	165.00	125.00	145.00	157.86	150.00	115.00
SEPTRAN TABLETS	10TAB.	19.30	19.30	19.30	19.30	19.30	20.00	16.00
BRUFEN TABS 200-MG.	10TAB.	8.90	8.90	8.91	10.00	8.90	10.00	10.00
PANADOL TAB. EXTRA/PLAIN	10TAB.	12.00	12.00	12.00	12.00	12.00	12.00	12.00
DISPRIN TAB.	10TAB.	12.40	12.40	12.40	12.40	12.00	12.40	14.00
TRISIL TAB.	10 TAB	10.00	10.00	10.00	10.00	10.00	10.00	10.00
FLAGYL TAB. 200 MG.	10TAB.	10.00	10.00	10.00	10.00	10.00	10.00	10.00
VENTOLIN TAB. 2MG.	10TAB.	9.92	9.92	9.92	9.92	12.00	10.00	10.00
DAONIL TAB. 5 MG.	10TAB.	16.94	16.94	16.83	16.94	17.00	16.90	17.00

Contd.

### 7.11 Intercity Consumer Prices December, 2016

Description	Unit	Rawalpindi	Islamabad	Attock	Jehlum	Lahore	Sahiwal	Gujran-wala
ENTOX TAB.	10TAB.	15.00	15.00	15.00	15.00	15.00	15.00	10.00
RENITEC TAB. 5 MG.	10TAB.	58.50	58.50	58.50	58.50	58.50	60.00	58.50
CAC. 1000 TAB	BOTTLE	122.00	122.00	122.00	122.00	124.00	122.00	122.00
AMOXIL CAPSOLE 250 MG.S	10CAP.	35.70	35.70	35.60	35.70	35.70	36.50	35.00
CALCIUM SYRUP SANDOZ	BOTTLE	64.00	64.00	64.00	64.00	64.00	64.00	64.00
LEDERPLEX SYRUP	BOTTLE	52.74	52.74	52.74	52.74	52.00	52.74	52.74
SANCOS SYRUP (50 ML.)	BOTTLE	27.50	27.50	27.50	27.50	30.00	30.00	30.00
PHENERGAN SYRUP 120 ML.	BOTTLE	33.00	33.00	33.00	33.00	33.00	34.00	34.50
CALPOL SYRUP 60 ML.	BOTTLE	28.39	28.39	28.39	28.39	28.39	28.00	28.00
HYDRYLLIN SYRUP 120 ML.	BOTTLE	69.00	69.00	69.00	69.00	69.00	69.00	69.00
POLYFAX EYE OINTMENT	TUBE	21.00	21.00	21.00	21.00	21.00	21.00	21.00
BETNESOL EYE DROPS	BOTTLE	33.89	33.89	33.89	33.89	33.89	33.89	33.89
EAR DROPS (CARDISPORINE) ***	BOTTLE	21.00	21.00	21.00	21.00	25.00	21.00	21.00
BETNOVATE-N OINTMENT 5 GMS	TUBE	16.68	16.68	16.68	16.68	16.65	16.67	16.67
BURNOL CREAM 30 GRM	TUBE	16.00	16.00	16.00	16.00	16.00	16.00	16.00
VICKS VAPORUB/BALM	BOTTLE	36.00	36.00	36.00	36.00	36.00	36.00	36.00
GLYCRINE SMALL BOTTLE	BOTTLE	30.00	30.00	30.00	27.50	35.00	25.00	17.00
JOUHAR JOSHANDA	PKT.	10.00	10.00	10.00	10.00	10.00	10.00	8.00
GALXOS-D (450 GRMS)	PKT.	157.50	157.50	157.50	168.75	157.50	157.50	157.50
GRIPE-WATER WOODWARDS	BOTTLE	55.00	55.00	55.00	55.00	55.00	55.00	55.00
SANIPLAST ONE PUTTY	EACH	2.00	2.00	2.00	2.00	2.00	1.50	2.00
O.R.S. (NIMCOL)	PKT.	18.00	18.00	18.00	18.00	17.00	17.00	18.00
DETTOL (MEDIUM)	BOTTLE	65.00	65.00	65.00	65.00	65.00	65.00	65.00
COTTON BANDAGE 2" - 4"	EACH	9.00	9.00	8.00	9.00	8.00	9.00	7.00
THERMOMETER CHINA	EACH	50.00	48.75	50.00	47.50	60.00	45.00	35.00
DOCTOR (MBBS) CLINIC FEE	P/PAT.	166.67	175.00	135.00	125.00	100.00	250.00	75.00
URINE TEST (DR) CHARGES	P/TEST	204.17	227.50	80.00	100.00	155.00	100.00	100.00
BLOOD TEST (CP) CHARGES	P/TEST	387.50	425.00	250.00	300.00	575.00	275.00	300.00
SUGAR TEST (RANDOM/FASTING BOTH) CHARGES	P/TEST	281.25	380.00	170.00	197.50	175.00	100.00	200.00
ECG CHARGES	P/TEST	272.92	312.50	150.00	250.00	325.00	225.00	200.00
X-RAY (CHEST) CHARGES	P/X-RAY	391.67	425.00	275.00	400.00	400.00	300.00	400.00
CAR SUZUKI 800 CC (W/O. A/C)	EACH	718000.00	718000.00	718000.00	718000.00	660000.00	660000.00	670000.00
CAR SUZUKI 1000 CC	EACH	1151500.00	1151500.00	1151500.00	1149000.00	1134000.00	1094000.00	1060000.00
CAR TOYOTA 1300 CC	EACH	1698500.00	1698500.00	1698500.00	1698500.00	1828500.00	1660500.00	1661000.00
CAR HONDA CIVIC	EACH	2163500.00	2163500.00	2163500.00	2145500.00	2502000.00	1677000.00	2027500.00
MOTORCYCLE HONDA CD-70.	EACH	63500.00	63500.00	63500.00	63500.00	63500.00	63500.00	63500.00
MOTORCYCLE YAMAHA 100CC.	EACH	79300.00	79300.00	79300.00	79300.00	79300.00	79300.00	79300.00
MOTOR CYCLE HERO 70 CC	EACH	41250.00	41250.00	41250.00	43500.00	49000.00	41500.00	43500.00
BICYCLE WITH TYRES & TUBES	EACH	7900.00	7900.00	7900.00	7350.00	7500.00	7100.00	7200.00
TYRE CAR WITH TUBE GENERAL	EACH	2975.00	2975.00	2975.00	2700.00	3000.00	2400.00	3300.00
TYRE MOTOR CYCLE WITHOUT TUBE	EACH	1137.50	1137.50	1250.00	1050.00	1200.00	625.00	1250.00
TYRE CYCLE SPECIFY BRAND NAME	EACH	345.83	355.00	370.00	350.00	330.00	250.00	330.00
TYRE CAR W/O TUBE	EACH	2850.00	2850.00	3275.00	3075.00	2700.00	2200.00	3000.00
PETROL SUPER	LITRE	66.51	66.51	66.46	66.52	66.63	66.50	66.61
HIGH SPEED DIESEL HSD	LITRE	75.50	75.50	75.42	75.51	75.58	75.50	75.55
CNG	K.G.	75.82	75.82	75.82	75.82	67.50	67.50	67.50
GAS CYLINDER STAND. SIZE	EACH	1250.00	1280.00	1215.00	1210.00	1100.00	1050.00	990.00
MOTOR CYCLE SERVICE CHARGES	EACH	325.00	325.00	290.00	250.00	200.00	187.50	280.00
CAR SERVICE CHARGES	EACH	337.50	375.00	325.00	275.00	300.00	300.00	250.00
TYRE PUNCTURE CHARGES	EACH	75.00	75.00	45.00	70.00	80.00	70.00	50.00
CYCLE OVERHAULING CHARGES	EACH	783.33	825.00	375.00	375.00	319.64	325.00	160.00
CAR TAX FOR 800CC TO 1300CC	YEARLY	2650.00	432.00	2650.00	2650.00	2650.00	2650.00	2650.00
TRAIN FARE ECO. 1-100 KM.	P/KM.	0.68	0.68	0.68	0.68	0.68	0.68	0.68
TRAIN FARE ECO. 101-500 KM.	P/KM.	0.98	0.98	0.98	0.98	0.98	0.98	0.98
TRAIN FARE ECO. > 500 KM.	P/KM.	0.89	0.89	0.89	0.89	0.89	0.89	0.89
TRAIN FARE IST SLP. 1-100KM	P/KM.	2.10	2.10	2.10	2.10	2.10	2.30	2.10
TRAIN FARE IST SLP.101-500 KM	P/KM.	2.59	2.59	2.59	2.59	2.59	2.59	2.59
TRAIN FARE IST SLP. > 500 KM	P/KM.	1.99	1.99	1.99	1.99	1.99	1.99	1.99
TRAIN FARE A/C SLP. 1-100KM.	P/KM	5.76	5.76	5.76	5.76	5.76	5.76	5.76
TRAIN FARE A/C SLP.101-500KM	P/KM.	4.59	4.59	4.59	4.59	4.59	4.59	4.59
TRAIN FARE A/C SLP > 500KM.	P/KM	4.16	4.16	4.16	4.16	4.16	4.16	4.16

Contd.

### 7.11 Intercity Consumer Prices December, 2016

Description	Unit	Rawalpindi	Islamabad	Attock	Jehlum	Lahore	Sahiwal	Gujran-wala
PLATEFORM TICKET	EACH	10.00	10.00	10.00	10.00	10.00	10.00	10.00
AUTO RICKSHAW FARES	KM/MIN	65.00	0.00	35.00	65.00	50.00	90.00	60.00
FULL TONGA CHARGES	KM/MIN	0.00	0.00	0.00	0.00	80.00	100.00	50.00
TAXI 4 SEATER FARE	KM/MIN	100.00	100.00	75.00	0.00	100.00	100.00	100.00
BUS FARE MIN (WITHIN CITY)	TICKET	9.00	9.00	0.00	9.00	9.00	0.00	9.00
BUS FARE MAX (WITHIN CIT	TICKET	21.00	21.00	0.00	21.00	21.00	0.00	21.00
BUS FARE OUTSIDE CITY	P/KM.	0.86	0.86	0.86	0.69	0.86	0.86	0.86
A/C BUS FARE OUTSIDE CITY	P/KM.	1.55	1.55	1.53	1.55	2.00	1.55	1.45
MINIBUS FARE MIN.WITH IN CITY	TICKET	11.00	11.00	0.00	0.00	11.00	0.00	10.00
MINIBUS FARE MAX.WITH IN CITY	TICKET	22.50	22.25	0.00	0.00	24.00	0.00	20.00
SUZUKI FARE MIN.WITH IN CITY	TICKET	11.00	11.00	10.00	0.00	12.00	0.00	10.00
SUZUKI FARE MAXIMUM W.IN CITY	TICKET	17.00	17.00	10.00	10.00	22.00	0.00	20.00
AIR FARE ECONOMY CLASS.	P/KM.	19.26	19.26	19.26	19.26	19.26	0.00	19.26
POSTAL ENVELOPE DOMESTIC	EACH	8.00	8.00	8.00	8.00	8.00	8.00	8.00
ENVELOPE FOR SAUDI ARABIA	EACH	50.00	50.00	50.00	50.00	50.00	50.00	50.00
POSTAL REGISTRATION CHARGES	EACH	38.00	38.00	38.00	38.00	38.00	38.00	38.00
U.M.S. REG CHARGES MIN.	EACH	58.00	58.00	58.00	58.00	60.00	59.00	59.00
T.C.S. CH. MIN.WITH IN ZONE	EACH	160.00	160.00	150.00	160.00	160.00	170.00	150.00
TELEPHONE CHARGES LOCAL CALL	P/CALL	3.94	3.94	3.94	3.94	3.94	3.94	3.94
TEL CHARGES OUT SIDE CITY	P/CALL	3.94	3.94	3.94	3.94	3.94	3.94	3.94
INTERNET CHARGES	P/HOUR	27.50	27.50	27.50	50.00	20.00	12.00	50.00
MOBILE CELL CHARGES	P/UNIT	3.00	3.00	3.00	3.00	2.50	3.00	3.00
FAX CHARGES (LOCAL)	P/PAGE	12.50	12.50	12.50	12.50	10.00	20.00	30.00
TELEPHONE SET AV. QLTY	EACH	625.00	725.00	550.00	825.00	775.00	650.00	400.00
MOBILE SET NOKIA/SONY/ERICSON/SAMSUNG WITHOUT CAMERA	EACH	2641.67	2656.25	2650.00	2600.00	2700.00	2650.00	2800.00
T.V. 20" COLORED WEGA H-A21.	EACH	18108.33	18200.00	18100.00	18100.00	20500.00	16900.00	15000.00
T.V 20" COLOR CHINA/KORIA)	EACH	14250.00	14250.00	14250.00	14250.00	6500.00	13500.00	7000.00
V.C.P. PANASONIC/LG/NAT	EACH	0.00	0.00	5550.00	0.00	4200.00	0.00	0.00
DVD/VCD PLAYER PANASONIC/LG	EACH	3750.00	3750.00	3550.00	3750.00	6557.14	4500.00	3000.00
RADIO WITH C.PLAYER NATIONAL	EACH	2150.00	2150.00	2150.00	2050.00	1821.43	1800.00	2250.00
PERSONNEL COMPUTER (BRANDED)	EACH	69250.00	69250.00	69250.00	69500.00	53000.00	50000.00	37400.00
VID. CASSETTE BLK. TDK/SONY	EACH	144.17	145.00	135.00	175.00	122.14	155.00	0.00
COM. C.D. (TDK/IMATION)	EACH	56.67	59.38	75.00	75.00	36.79	50.00	35.00
TAPE RECORDER CASSETTE BLANK	EACH	42.50	47.50	42.50	47.50	40.00	65.00	35.00
VIDEO GAME SEGA 16 BYTE	EACH	1150.00	1150.00	1175.00	1050.00	1200.00	1550.00	1050.00
CINEMA A/C. HIGH CLASS	TICKET	150.00	0.00	0.00	0.00	275.00	0.00	80.00
CINEMA NON-A/C HIGH CLASS	TICKET	80.00	0.00	0.00	0.00	150.00	50.00	60.00
CABLE CHARGES	P/MONTH	325.00	325.00	275.00	300.00	303.57	200.00	300.00
TV.LICENCE FEE DOMESTIC	YEARLY	420.00	420.00	420.00	420.00	420.00	420.00	420.00
ENGLISH BOOK CLASS V1	EACH	77.00	77.00	77.00	77.00	77.00	77.00	77.00
ENGLISH BOOK CLASS IX OR X	EACH	130.00	130.00	130.00	130.00	130.00	130.00	130.00
ENG. BOOK IST.YR COMPLETE SET	EACH	84.00	84.00	84.00	84.00	84.00	84.00	84.00
ENGLISH BOOK BA/B.SC	EACH	178.00	178.00	178.00	178.00	178.00	178.00	178.00
URDU BOOK CLASS V (T.B.BORD)	EACH	59.00	59.00	59.00	59.00	59.00	59.00	59.00
URDU BOOK CLASS IX/X(T.B.B)	EACH	139.00	139.00	139.00	139.00	139.00	139.00	139.00
URDU BOOK IST.YEAR/INTER	EACH	53.00	53.00	53.00	53.00	53.00	53.00	53.00
URDU BOOK BA/B.SC	EACH	140.00	140.00	140.00	140.00	140.00	140.00	140.00
MATHS BOOK CALSS V (T.B.B)	EACH	78.00	78.00	78.00	78.00	78.00	78.00	78.00
MATHS BOOK CLASS IX OR X	EACH	279.00	279.00	279.00	279.00	279.00	279.00	279.00
MATHS BOOK IST.YEAR (T.B.B)	EACH	156.00	156.00	150.00	156.00	156.00	156.00	156.00
PAKISTAN STUDIES BOOK BA/B.SC	EACH	125.00	125.00	125.00	125.00	125.00	125.00	125.00
DAILY "DAWN"	P/COPY	20.00	20.00	20.00	20.00	19.00	20.00	19.00
DAILY "JANG"	P/COPY	13.00	13.00	13.00	13.00	12.00	13.00	12.00
DAILY "NAWA-E-WAQT"	P/COPY	13.00	13.00	13.00	13.00	12.00	13.00	12.00
WEEKLY "AKHBAR-E-JAHAN"	P/COPY	55.00	55.00	55.00	55.00	55.00	55.00	55.00
WEEKLY "MAG"	P/COPY	45.00	45.00	45.00	45.00	45.00	45.00	45.00
MONTHLY "NAUNEHAL DIGEST"	P/COPY	35.00	35.00	35.00	35.00	35.00	35.00	35.00
PAPER FOOLSCAPE (27"x17")	QUIRE	57.50	57.50	57.50	55.00	25.00	25.00	30.00
EXERCISE.BOOK LINED 80/100 PGS	EACH	67.08	75.63	62.50	57.50	30.00	35.00	36.00
PENCIL.GOLDFISH/DEER	EACH	8.00	8.00	8.00	8.00	7.00	6.00	7.00
PEN INK DOLLOR 57 ML BOTTLE	EACH	25.00	25.00	25.00	20.00	23.75	20.00	20.00

Contd.

### 7.11 Intercity Consumer Prices December, 2016

Description	Unit	Rawalpindi	Islamabad	Attock	Jehlum	Lahore	Sahiwal	Gujran-wala
PHOTOSTATE PAPER 70 GM	PRT	376.67	372.50	375.00	365.00	350.00	330.00	380.00
BALL PEN (local)	EACH	10.00	10.00	10.00	10.00	6.00	6.00	5.00
FOUNTAIN PEN HERO/WINGS/CHINA	EACH	55.00	53.13	55.00	55.00	60.00	50.00	40.00
PRIVATE SCHOOL FEE ENGLISH MEDIUM AVERAGE STANDARD (CLASS I)	P/MONTH	3475.00	3325.00	1287.50	2035.00	1571.43	2255.00	1550.00
PRIVATE SCHOOL FEE ENGLISH MEDIUM AVERAGE STANDARD (CLASS V)	P/MONTH	3475.00	3400.00	1325.00	2035.00	1742.86	2255.00	1650.00
PRIVATE SCHOOL FEE ENGLISH MEDIUM AVERAGE STANDARD (CLASS VI)	P/MONTH	3533.33	3643.75	1450.00	2080.00	1969.64	2280.00	1800.00
PRIVATE SCHOOL FEE ENGLISH MEDIUM AVERAGE STANDARD (CLASS X)	P/MONTH	3881.25	3856.25	1875.00	2290.00	2478.57	2442.50	2200.00
PRIVATE MEDICLE COLLEGE FEE MBBS (IST YEAR)	P/MONTH	54920.00	54920.00	54920.00	0.00	28832.80	0.00	0.00
PRIVATE ENGINEERING COLLEGE FEE (ISTR YEAR)	P/MONTH	16300.25	16300.25	16300.25	0.00	18098.00	0.00	0.00
GOVT. COLLEGE FEE IST. YEAR	MONTH	50.00	195.00	50.00	50.00	50.00	50.00	50.00
GOVT. COLLEGE FEE 4TH. YEAR	MONTH	60.00	225.00	60.00	60.00	70.00	60.00	60.00
GOVT. UNIVERSITY FEE MSC.	MONTH	77.50	1000.00	80.00	80.00	150.00	500.00	80.00
GOVT. MED. COLLEGE FEE MBBS	MONTH	873.00	873.00	873.00	0.00	1430.00	1250.00	0.00
GOVT. ENGG. COLL. FEE I YEAR	MONTH	4333.00	4333.00	4333.00	0.00	1500.00	0.00	0.00
COACHING FEE FOR CLASS IX/X	P/MONTH	2750.00	2987.50	1550.00	950.00	1828.57	1400.00	600.00
COACHING CHARGES FOR CLASS IST YEAR/INTER (SCIENCE)	P/MONTH	3250.00	3450.00	2200.00	3500.00	2821.43	2300.00	1200.00
COACHING CHARGES FOR CLASS IST YEAR/INTER (COMMERCE)	P/MONTH	2691.67	3062.50	1900.00	3500.00	2792.86	1300.00	1200.00
I.T. TUITION FEES	P/MONTH	2100.00	2100.00	1450.00	3806.25	6066.80	1500.00	4500.00
MBA TUITION FEES	P/MONTH	13955.00	13955.00	7667.50	4500.00	15687.50	0.00	7000.00
BREAD TANDOORI ST. SIZE	EACH	7.50	7.50	6.50	6.00	6.00	5.50	6.00
COOKED MUTTON (AV. HOTEL)	PLATE	217.50	231.25	235.00	165.00	200.71	0.00	120.00
COOKED BEEF (AV. HOTEL)	PLATE	105.83	107.50	95.00	85.00	102.86	100.00	60.00
COOKED DAL (AV. HOTEL)	PLATE	75.83	78.75	72.50	55.00	67.32	50.00	40.00
CHICKEN BIRYANI FULL/DOUBLE	PLATE	132.50	135.00	165.00	110.00	131.96	150.00	130.00
TEA PREPARED (ORDINARY)	CUP	22.50	22.50	20.00	20.00	19.21	20.00	20.00
HAIRCUT CHARGES FOR MEN	P/CUT	92.50	127.50	90.00	60.00	115.71	100.00	60.00
BEAUTY PORL HAIR STYL CHARGE	P/STY.	391.67	475.00	375.00	475.00	450.00	250.00	350.00
SHAVING CHARGES	PER SHV	59.17	76.25	55.00	45.00	55.71	40.00	40.00
LIPSTICK S.MISS/MEDORA	EACH	120.00	120.00	120.00	120.00	120.00	110.00	110.00
NAIL POLISH S.MISS/MEDORA	EACH	115.00	115.00	105.00	115.00	110.00	95.00	60.00
PERFUME MED.SIZE MEDORA/BROACH	EACH	200.00	200.00	200.00	200.00	180.00	170.00	120.00
HAIR-OIL AMLA/CHAMBELI	BOTTLE	100.00	100.00	115.00	110.00	130.00	130.00	110.00
TOILET SOAP LUX 95 GRAMS	EACH	33.00	33.00	33.00	33.00	35.00	34.69	44.78
TOILET SOAP LIFEBOUY 140 GRM	EACH	37.00	37.00	37.00	37.00	37.00	37.00	37.00
TOILET SOAP SAFEGUARD BATH SIZE	EACH	48.00	48.00	48.00	48.00	46.00	48.00	48.00
TOOTHPASTE MACKLINES 70 GRM	EACH	50.00	50.00	50.00	50.00	50.00	50.00	50.00
TOOTHPAST MED SIZE CLGATE 70 GMS	EACH	75.00	75.00	75.00	75.00	61.00	65.00	60.00
TOOTHBRUSH SHEILD A/PLAUQUE	EACH	30.00	30.00	30.00	30.00	35.00	60.00	50.00
TOOTHPOWDER DENTONIC 90 GRM	EACH	32.00	32.00	32.00	32.00	32.00	28.00	25.00
HAIR-COLOUR BEGIN (6 GMS)	EACH	110.00	110.00	110.00	110.00	105.00	105.00	105.00
HAIR COLOUR (KALAKOLA)	BOTTLE	130.00	130.00	130.00	130.00	140.00	130.00	140.00
FACECREAM PONDS (MEDIUM)	EACH	120.00	120.00	120.00	120.00	120.00	120.00	120.00
TALC POWDER VICE ROAY,B.CAT	EACH	145.00	145.00	145.00	145.00	65.00	150.00	145.00
BLADE TREET ORDINARY 10'S	PKT.	40.00	40.00	40.00	35.00	35.00	30.00	40.00
BLADE 7-O-CLOCK STAIN. 5'S	PKT.	35.00	35.00	35.00	35.00	35.00	30.00	35.00
SHAMPOO SUNSILK/PAINTIN 100 ML	BOTTLE	110.00	110.00	110.00	110.00	100.00	99.00	110.00
BEAUTY CREAM (FAIR & LOVELY)	EACH	75.00	75.00	75.00	75.00	115.00	185.00	185.00
HAIR REMOVING CREAM (EU-CREAM)	TUBE	70.00	70.00	70.00	70.00	65.00	65.00	65.00
GEL MEDIUM SIZE	BOTTLE	121.25	125.00	115.00	147.50	65.00	120.00	65.00
DISPOSABLE RAZOR GILLET-II	EACH	45.00	45.00	45.00	45.00	45.00	45.00	40.00
SHAVING CREAM TOUCH-ME/ADM.	EACH	70.00	70.00	70.00	70.00	70.00	65.00	65.00
GOLD TEZABI 24 CT	10 GM.	42700.00	42700.00	42740.00	42180.00	42860.00	42438.00	42350.00
SILVER TEZABI 24 CT	10 GM.	645.00	645.00	675.00	655.00	645.00	668.72	625.00
ARTIFICIAL JEWELLARY SET	SET	1283.33	1325.00	850.00	825.00	1289.29	650.00	800.00
WRIST WATCH GENTS CITIZEN (ORIGINAL) ***	EACH	6100.00	6250.00	6100.00	5250.00	8267.86	4000.00	2500.00
WRIST WATCH LADIES CITIZEN (ORIGINAL) ***	EACH	6100.00	6250.00	6100.00	5250.00	9267.86	4000.00	2500.00
WALL CLOCK QUARTZ AV.QLTY	EACH	520.83	550.00	550.00	310.00	957.14	625.00	480.00
SUITCASE REXIN (24"x16"x6")	EACH	2295.83	2312.50	2100.00	1150.00	1178.57	1050.00	800.00
TRUNK MEDIUM SIZE ***	EACH	2250.00	2243.75	2250.00	1950.00	2303.57	2000.00	1500.00
PURSE LADIES (LEATHER) AVERAGE QUALITY	EACH	529.17	612.50	525.00	437.50	1400.00	900.00	750.00

### 7.11 Intercity Consumer Prices December, 2016

Description	Unit	Wazira- bad	Sialkot	Faisal-abad	Jhang	Multan	Muzaffar- garh	D.G. Khan
WHEAT	10 KG.	350.00	350.00	335.00	330.00	337.50	335.00	300.00
WHEAT FLOUR FINE/SUPERIOR.	KG.	42.00	45.00	43.50	40.00	40.00	40.00	38.00
WHEAT FLOUR AVG. QLTY	KG.	40.00	29.86	40.00	39.00	38.00	38.00	36.00
WHEAT FLOUR BAG	10 KG.	380.00	380.00	370.00	370.00	380.00	380.00	345.00
MAIDA	KG.	50.00	50.00	55.00	45.00	45.50	45.00	50.00
SUJI	KG.	50.00	60.00	50.00	48.00	49.00	49.00	50.00
BESAN AV. QLTY.	KG.	180.00	170.00	160.00	170.00	173.33	167.50	160.00
RICE BASMATI SUP. QLTY.	KG.	95.00	90.00	110.00	100.00	108.33	105.00	100.00
RICE BASMATI 385/386	KG.	50.00	70.00	60.00	65.00	72.50	67.50	70.00
RICE BASMATI BROKEN AV.QLTY	KG.	50.00	55.00	65.00	60.00	67.50	62.50	60.00
RICE IRR1-6 (SINDH/PUNJAB)	KG.	52.50	47.50	50.00	40.00	40.00	41.00	40.00
VERMICELLI	KG.	90.00	75.00	77.50	80.00	80.00	77.50	80.00
BREAD PLAIN MEDIUM SIZE	EACH	40.00	40.00	40.00	40.00	45.00	45.00	50.00
RUSK (PAPAY)	KG.	160.00	140.00	200.00	180.00	220.00	200.00	200.00
BISCUITS-PACKED	PKT	35.00	35.00	35.00	35.00	40.00	40.00	35.00
BISCUIT-BAKERY (LOOSE)	250 GM	100.00	80.00	75.00	70.00	90.00	70.00	80.00
CORNFLAKS FAUJI 225 GM.	PKT	180.00	176.00	200.00	210.00	175.50	175.50	189.00
SAMOSA (VEGATABLE)	EACH	15.00	15.00	22.50	20.00	14.67	13.50	10.00
PASTRY AV.QLTY.	EACH	30.00	25.00	23.75	30.00	36.67	22.50	30.00
PATTIES (VEGATABLES)	EACH	20.00	20.00	22.50	25.00	29.17	25.00	20.00
NIMCO	250 GM	50.00	50.00	70.00	100.00	72.50	70.00	70.00
CHIPS	250 GM	60.00	65.00	66.25	100.00	83.33	82.50	65.00
BEEF WITH BONE AV.QLTY.	KG	300.00	300.00	300.00	320.00	320.00	310.00	300.00
MUTTON AV.QLTY.	KG	600.00	650.00	700.00	650.00	675.00	575.00	700.00
CHICKEN FARM BROILER (LIVE)	KG	102.00	143.00	112.00	100.00	122.50	122.50	110.00
FISH-RAHU MEDIUM SIZE	KG	290.00	250.00	300.00	340.00	248.33	245.00	260.00
MILK FRESH (UNBOILED)	LTR.	80.00	70.00	80.00	70.00	78.33	70.00	70.00
CURD	KG.	90.00	80.00	95.00	80.00	90.83	80.00	90.00
MILK TETRA PACK 1/2 LTR.	PKT.	60.00	60.00	60.00	60.00	60.00	60.00	60.00
LACTOGEN 400 GRAMS	PKT.	440.00	435.00	435.00	420.00	440.00	440.00	435.00
POWDER MILK NIDO 400GM.	PKT	389.74	380.00	389.74	380.00	389.74	389.74	390.00
MILK POWDER LOOSE/PACKED	KG.	350.00	460.00	525.00	500.00	430.00	430.00	640.00
BUTTER LOCAL PACKED	50 GM.	35.00	25.00	35.00	25.00	27.00	27.00	25.00
EGGS FARM	DOZ	130.00	130.00	120.00	120.00	130.00	130.00	120.00
MUSTARD OIL AV.QLTY.	KG.	160.00	160.00	200.00	160.00	177.50	180.00	170.00
COOKING OIL (DALDA)	2.5LTR	467.00	467.00	465.00	440.00	465.00	465.00	485.00
COOKING OIL (PAKWAN) OTHER BRAND SPECIFY	2.5 LTR	420.00	420.00	375.00	441.66	383.00	375.00	485.00
VEGETABLE GHEE TIN	2.5KG.	452.00	452.00	460.00	440.00	460.00	460.00	460.00
VEGETABLE GHEE (LOOSE)	KG.	140.00	135.00	140.00	162.00	148.00	148.00	145.00
DATES AV.QLTY.	KG.	190.00	180.00	180.00	160.00	171.67	170.00	150.00
PISTACHIO AV.QLTY.	50 GM.	120.00	135.00	100.00	110.00	105.00	122.50	100.00
ALMONDS WHOLE AV.QLTY.	KG.	525.00	600.00	600.00	600.00	533.33	625.00	500.00
COCONUT DRY AV.QLTY.	KG.	290.00	250.00	290.00	280.00	310.00	310.00	360.00
RAISINS AV.QLTY.	50 GM.	20.00	20.00	30.00	15.00	18.33	19.00	20.00
GROUNDNUTS (WITH SHELL)	KG.	240.00	200.00	240.00	180.00	210.00	215.00	180.00
MALTA/MOSAMBI	DOZ	120.00	90.00	90.00	120.00	120.00	115.00	100.00
KINNU	DOZ	60.00	70.00	90.00	100.00	125.00	115.00	80.00
APPLE	KG	120.00	70.00	120.00	100.00	154.17	155.00	120.00
ALOO BUKHARA	KG	0.00	0.00	0.00	0.00	0.00	0.00	0.00
POMEGRANATE (ANNAR)	KG	200.00	150.00	140.00	180.00	196.67	190.00	180.00
GRAPES	KG	0.00	0.00	0.00	0.00	0.00	0.00	0.00
BANANAS	DOZ	65.00	60.00	55.00	60.00	77.50	75.00	60.00
MANGO KALMI	KG	0.00	0.00	0.00	0.00	0.00	0.00	0.00
GUAVA	KG	60.00	70.00	55.00	0.00	70.83	75.00	60.00
WATERMELON (TURBOOZ)	KG	0.00	0.00	0.00	0.00	0.00	0.00	0.00
MUSKMELON (KHARBOOZA)	KG	0.00	0.00	0.00	0.00	0.00	0.00	0.00
SWEETMELON (GARMA)	KG	0.00	0.00	0.00	0.00	0.00	0.00	0.00
PULSE MASOOR (WHOLE)	KG.	130.00	140.00	140.00	120.00	120.00	127.50	140.00
PULSE MASOOR (WASHED)	KG.	140.00	160.00	145.00	140.00	127.50	125.00	140.00
PULSE MOONG (WASHED)	KG.	120.00	160.00	135.00	130.00	122.50	122.50	140.00
PULSE MASH (WASHED)	KG.	220.00	250.00	235.00	190.00	190.00	195.00	220.00

Contd.



### 7.11 Intercity Consumer Prices December, 2016

Description	Unit	Wazira- bad	Sialkot	Faisal-abad	Jhang	Multan	Muzaffar- garh	D.G. Khan
PULSE GRAM	KG.	165.00	170.00	170.00	170.00	162.50	167.50	170.00
GRAM WHOLE BLACK AV.QLTY.	KG.	155.00	170.00	170.00	150.00	160.83	157.50	150.00
GRAM WHOLE YELLOW AV.QLTY	KG.	160.00	190.00	170.00	180.00	185.00	185.00	180.00
BEANS (LAL LOBIA)	KG.	115.00	160.00	165.00	130.00	158.33	155.00	160.00
POTATOES	KG	32.50	30.00	33.75	30.00	37.50	40.00	40.00
ONION	KG	25.00	30.00	25.00	30.00	22.50	27.50	30.00
TURNIP	KG	20.00	20.00	24.00	20.00	21.67	27.50	20.00
RADISH	KG	20.00	20.00	16.25	15.00	20.00	22.50	30.00
TOMATOES	KG	57.50	60.00	43.75	50.00	38.33	37.50	50.00
CABBAGE	KG	32.50	50.00	45.00	50.00	49.50	45.00	40.00
CAULIFLOWER	KG	20.00	20.00	19.00	20.00	20.83	20.00	20.00
BRINJAL	KG	30.00	40.00	28.75	30.00	30.83	27.50	30.00
PUMPKIN	KG	0.00	0.00	0.00	0.00	0.00	0.00	0.00
BOTTLEGOURD	KG	0.00	0.00	0.00	0.00	0.00	0.00	0.00
LADY FINGER	KG	0.00	0.00	0.00	0.00	0.00	0.00	0.00
PEAS	KG	80.00	60.00	62.50	70.00	75.00	65.00	80.00
SPINACH	KG	20.00	30.00	15.00	15.00	17.50	17.50	20.00
TINDA	KG	0.00	0.00	0.00	0.00	0.00	0.00	0.00
TURAI	KG	0.00	0.00	0.00	0.00	0.00	0.00	0.00
KARAILA	KG	0.00	0.00	0.00	0.00	0.00	0.00	0.00
ARVI	KG	0.00	0.00	0.00	0.00	0.00	0.00	0.00
CHILLIES GREEN	KG	70.00	80.00	70.00	60.00	80.00	85.00	60.00
CARROT	KG	40.00	40.00	31.25	30.00	35.83	37.50	40.00
COCUMBER (KHEERA)	KG	50.00	50.00	37.50	50.00	40.00	40.00	40.00
LEMON	250GM	20.00	20.00	15.00	30.00	22.50	22.50	40.00
SUGAR REFINED	KG.	62.00	60.00	62.00	60.00	60.50	61.00	60.00
GUR AV.QLTY	KG.	90.00	100.00	90.00	75.00	70.00	70.00	70.00
HONEY LANGANESE 500 GM.	BOTTLE	840.00	692.00	820.00	845.00	870.00	870.00	950.00
MILO 200 GM.	BOTTLE	166.67	222.00	260.00	187.00	200.00	200.00	300.00
CUSTARD POWDER RAFHAN 300 GM.	PKT	80.00	75.00	80.00	80.00	80.00	80.00	80.00
TOFFEE (HILAL)	EACH	1.00	1.00	2.00	2.00	1.00	1.00	1.00
CHOWKELATE CANDY (SMALL SIZE)	EACH	5.00	5.00	5.00	5.00	5.00	5.00	5.00
SWEETMEAT (MIXED)	KG	300.00	260.00	255.00	260.00	291.67	280.00	280.00
ICE CREAM WALLS	CUP.	40.00	40.00	40.00	45.00	40.00	40.00	40.00
ICE	KG	5.00	10.00	15.00	3.00	3.67	3.50	6.00
JAM AHMED/MITCHELLES	BOTTLE	125.00	125.00	140.00	130.00	130.00	130.00	140.00
SQUASH-MITCHELLES	BOTTLE	150.00	135.00	150.00	160.00	165.00	165.00	160.00
ROOH AFZA	BOTTLE	160.00	160.00	160.00	160.00	160.00	160.00	160.00
JAM-E-SHIREEN	BOTTLE	170.00	170.00	180.00	160.00	170.00	170.00	170.00
SAUNF	50 GM	20.00	20.00	17.50	16.00	16.67	19.00	12.00
CINAMON LOOSE AV. QLTY	50 GM.	25.00	20.00	22.50	30.00	24.00	27.50	20.00
CUMINSEED WHITE NATIONAL	50 GM.	52.00	52.00	54.00	55.00	52.00	52.00	52.00
PEPPER BLACK NATIONAL	50 GM.	100.00	96.00	110.00	96.00	110.00	110.00	100.00
CLOVES LOOSE AV.QLTY	50 GM.	100.00	90.00	100.00	70.00	90.83	82.50	70.00
CARDAMOM LARGE LOOSE AV.QLTY	50 GM.	150.00	130.00	150.00	140.00	138.33	160.00	120.00
CARDAMOM SMALL AV.QLTY	50 GM.	100.00	100.00	120.00	100.00	95.00	97.50	80.00
SALT-POWDERED (LAHOR) LOOSE	KG.	10.00	10.00	10.00	10.00	10.00	10.00	10.00
SALT POWDERED (NATIONAL/SHAN)	PKT	25.00	25.00	25.00	25.00	25.00	25.00	25.00
CHILLIES POWD.NATIONAL 200GM	PKT	105.00	105.00	105.00	105.00	105.00	105.00	105.00
CHILLIES POWDER LOOS	KG.	250.00	240.00	290.00	280.00	240.83	225.00	240.00
CORRIANDER SEED POWD.NATIONAL	PKT	110.00	110.00	104.00	96.00	104.00	104.00	0.00
CORRIANDER SEED (LOOSE)	KG.	160.00	300.00	290.00	220.00	236.67	250.00	220.00
TURMERIC POWD.NATIONAL 50GM	PKT.	35.00	35.00	35.00	36.00	35.00	35.00	35.00
CURRY POWD. NATIONAL 200 GM	PKT.	87.00	87.00	87.00	87.00	87.00	87.00	0.00
TOMATO KETCHUP AHMED/MITCHL	BOTTLE	100.00	85.00	100.00	90.00	95.00	95.00	85.00
PICKLES AHMED/MITCHELLES	BOTTLE	100.00	100.00	120.00	100.00	113.33	120.00	115.00
VINEGAR SYNTHETIC (SIRKA)	BOTTLE	70.00	80.00	100.00	85.00	82.00	85.00	80.00
GARLIC	KG	300.00	300.00	310.00	320.00	305.00	310.00	320.00
GINGER	KG	100.00	120.00	140.00	120.00	125.00	120.00	160.00
TAPAL DANEDAR TEA 200GM PACKET	PKT	157.89	157.89	157.89	157.89	157.89	157.89	157.89
TEA LIPTON YELLOW LABEL 200GM.	PKT.	178.94	178.95	178.95	178.94	178.95	178.95	178.94

Contd.

### 7.11 Intercity Consumer Prices December, 2016

Description	Unit	Wazirabad	Sialkot	Faisalabad	Jhang	Multan	Muzaffargarh	D.G. Khan
TEA LOOSE KENYA AV.QLTY 250GM.	PKT.	160.00	110.00	160.00	150.00	125.83	140.00	110.00
COFFEE-NESCAFE 75 GM. **	BOTTLE	350.00	350.00	330.00	320.00	350.00	350.00	350.00
COLD DRINK (STANDARD SIZ)	BOTTLE	25.00	25.00	25.00	25.00	20.00	20.00	25.00
FRUIT JUICE TETRA PACK	PKT.	20.00	15.00	20.00	20.00	20.00	20.00	15.00
MINERAL WATER NESTLE 1.5 LTR	BOTTLE	45.00	50.00	45.00	50.00	50.00	50.00	50.00
CIGARETTES K-2 10'S **	PKT	75.00	65.00	65.00	60.00	62.00	62.00	65.00
CIGARETTES CAPSTAN 10'S **	PKT	75.00	70.00	70.00	70.00	67.00	67.00	70.00
CIGARETTES GOLD LEAF 20'S	PKT	135.00	140.00	140.00	130.00	125.00	125.00	130.00
CIGARETTES MORVEN GOLD 20'S	PKT	75.00	70.00	70.00	70.00	67.00	67.00	70.00
BETEL LEAVES	50GM.	65.00	70.00	65.00	70.00	57.50	62.50	100.00
BETEL NUTS	KG.	350.00	400.00	360.00	380.00	355.00	355.00	440.00
LONG CLOTH 57" GUL AHMED/AL-KARAM	METER	170.00	135.00	237.50	365.00	250.00	250.00	250.00
SHIRTING AV.QLTY.	METER	150.00	175.00	125.00	325.00	210.00	210.00	225.00
PANT CLOTH W & WEAR AV.QLTY	METER	312.50	215.00	475.00	600.00	342.50	345.00	350.00
LAWN PRINTED GUL AHMED/AL-KARAM	METER	197.50	177.50	240.00	400.00	360.00	360.00	362.50
GEORGETTE AV.QLTY	METER	150.00	130.00	160.00	400.00	108.00	125.00	125.00
LINEN AV.QLTY ***	METER	100.00	140.00	145.00	275.00	250.00	225.00	137.50
HEAVY WT SUITING LAWERNCPUR AVG QLTY	METER	1050.00	900.00	1450.00	2200.00	1200.00	1200.00	1700.00
HEAVY WT SUITING LAWERNCPUR SUP QLTY	METER	2350.00	1200.00	1550.00	2400.00	2400.00	1950.00	1950.00
TROPICAL SUITING LAW.PUR	METER	925.00	800.00	1200.00	2000.00	1200.00	1200.00	1100.00
PANT BOY 24"/26" LENGTH.	EACH	700.00	400.00	575.00	600.00	380.00	390.00	550.00
SHIRT BOY 24"/26" LENGTH	EACH	425.00	350.00	375.00	525.00	318.33	290.00	500.00
SCHOOL UNI. PANT,SHIRT BOYS	SUIT	1000.00	675.00	625.00	750.00	573.33	525.00	650.00
SCHOOL UNI. KAMEEZ,SHAL.BOYS	SUIT	1000.00	675.00	625.00	800.00	535.83	725.00	750.00
SCHOOL UNI. KAMEEZ,SHAL.GIRL	SUIT	900.00	675.00	775.00	800.00	530.00	675.00	850.00
FROCK W/WEAR GIRLS	EACH	875.00	700.00	712.50	1700.00	1550.00	1900.00	1100.00
AWAMI-SUIT W & W(BOY) 24"/26	SUIT	1050.00	1425.00	600.00	1000.00	815.00	875.00	1100.00
AWAMI-SUIT W&W (GENTS)AV.QLTY	SUIT	1050.00	1250.00	837.50	1600.00	1045.00	1425.00	1600.00
PULLOVER GENTS OXFORD/BON.	EACH	3050.00	3300.00	3100.00	3480.00	3250.00	3180.00	2700.00
PULLOVER LADIES OXFORD/BON.	EACH	2850.00	3300.00	3000.00	2650.00	2990.00	2980.00	2600.00
PULLOVER (GENTS) OTHERS A.QTY	EACH	600.00	700.00	800.00	900.00	1012.50	1050.00	750.00
SECOND-HAND COAT FOR MEN	EACH	500.00	500.00	425.00	650.00	425.00	225.00	200.00
SECONDHAND SWEETER FOR MEN DUP QLTY	EACH	525.00	350.00	325.00	250.00	237.50	135.00	50.00
SECONDHAND WINTER JACKET	EACH	600.00	400.00	500.00	650.00	315.00	275.00	150.00
UNDERWEAR AV.QLTY MEDIUM SIZE	EACH	150.00	100.00	75.00	150.00	165.00	165.00	130.00
VEST FOR MEN AV.QLTY.	EACH	105.00	112.50	110.00	180.00	151.67	155.00	110.00
VEST/SHAMEEZ (WOMEN) AVG. QLTY	EACH	130.00	125.00	112.50	300.00	158.00	135.00	155.00
SOCKS NYLON (PAKISTANI)	PAIR	90.00	65.00	65.00	130.00	96.67	95.00	90.00
BRASSIER AV.QLTY.	EACH	127.50	175.00	275.00	350.00	149.17	110.00	135.00
BRASSIER SUP QLTY	EACH	300.00	475.00	425.00	800.00	336.67	235.00	350.00
DOPATTA GEORGETTE AV.QLTY.	EACH	235.00	300.00	231.25	400.00	226.67	275.00	325.00
DOPATTA COTTON AV GLTY	EACH	180.00	250.00	171.25	225.00	210.00	250.00	275.00
CHADDAR (W/WEAR) (2x2.5 MTR)	EACH	312.50	400.00	450.00	500.00	375.00	475.00	450.00
LUNG/DHOTI(COTTON) AVG. QLTY	EACH	250.00	300.00	300.00	300.00	228.33	290.00	375.00
HANDKERCHIEF AVG. QLTY PAK	EACH	50.00	35.00	40.00	35.00	42.50	55.00	50.00
HANDKERCHIEF SUP. QLTY PAK	EACH	70.00	50.00	55.00	60.00	55.83	72.50	72.50
GLOVES AV QLTY	PAIR	100.00	100.00	90.00	120.00	105.00	110.00	160.00
AZARBAND COTTON AVG. QLTY	EACH	25.00	10.00	15.00	15.00	13.00	13.50	20.00
SEWING THREAD/REEL(ASLI PARI)	EACH	6.00	5.00	5.50	7.00	7.00	10.00	6.00
WASHING CHARGES PAINT & SHIRT	SUIT	150.00	150.00	70.00	100.00	115.00	105.00	70.00
DRY CLEANING SUIT COAT PANT	SUIT	400.00	400.00	307.50	400.00	325.00	325.00	250.00
WASHING CH. (KAMIZ-SHALWAR)	PAIR	90.00	100.00	65.00	80.00	77.00	85.00	60.00
TAILORING SHIRT	EACH	375.00	300.00	375.00	400.00	370.00	300.00	325.00
TAILORING CHARGES PANT (MEN)	EACH	600.00	625.00	562.50	600.00	470.00	475.00	750.00
TAILORING COAT-PANT SUIT	SUIT	3200.00	3250.00	4000.00	4000.00	3833.33	3450.00	3250.00
TAILORING AWAMI-SUIT (MALE)	SUIT	600.00	500.00	600.00	550.00	625.00	475.00	550.00
TAILORING SUIT FEMALE	SUIT	500.00	500.00	475.00	500.00	345.00	350.00	500.00
GENTS SHOES PAUL BATA	PAIR	1199.00	1199.00	1199.00	1199.00	1199.00	1199.00	1199.00
GENTS SANDAL BATA	PAIR	699.00	699.00	699.00	699.00	699.00	699.00	699.00
GENTS SPOUNG CHAPPAL BATA	PAIR	199.00	199.00	199.00	199.00	199.00	199.00	199.00
LADIES SANDAL BATA	PAIR	499.00	499.00	499.00	499.00	499.00	499.00	499.00

Contd.

### 7.11 Intercity Consumer Prices December, 2016

Description	Unit	Wazira- bad	Sialkot	Faisal-abad	Jhang	Multan	Muzaffar- garh	D.G. Khan
LADIES SPOUNG CHAPPAL BATA	PAIR	179.00	179.00	179.00	179.00	179.00	179.00	179.00
CHILD SHOE POWER LITE BATA	PAIR	599.00	599.00	599.00	599.00	599.00	599.00	599.00
GENTS SHOE, ART 1109 SERVICE	PAIR	999.00	999.00	999.00	999.00	999.00	999.00	999.00
NYLON JOGGER 27 SIZE 2-5 ***	PAIR	1299.00	1299.00	1299.00	1299.00	1299.00	1299.00	0.00
CHINA FOOT WEAR AV. QLTY (MALE) *	PAIR	700.00	475.00	525.00	1000.00	516.67	525.00	450.00
CHINA FOOT WEAR AV. QLTY (FEMALE) *	PAIR	550.00	325.00	325.00	800.00	325.00	325.00	325.00
CHINA FOOT WEAR AV. QLTY (CHILDREN) *	PAIR	500.00	325.00	275.00	500.00	275.00	225.00	275.00
SHOE REPAIR HALF SOLE	PAIR	150.00	60.00	150.00	125.00	126.67	72.50	75.00
SHOES POLISH CHARGES AVERAGE SHOP	PAIR	15.00	10.00	17.50	30.00	17.50	17.50	20.00
HOUSE RENT (combined)	MONTH	2305.00	4638.00	4017.00	9331.00	0.00	0.00	0.00
rent 2	pm	3290.00	6319.00	6361.00	4501.00	6977.00	5023.00	4314.00
RENT3	PM	3290.00	6319.00	6361.00	4501.00	6977.00	5023.00	4314.00
RENT4	PM	3290.00	6319.00	6361.00	4501.00	6977.00	5023.00	4314.00
RENT5	PM	3290.00	6319.00	6361.00	4501.00	6977.00	5023.00	4314.00
RENT6	PM	3290.00	6319.00	6361.00	4501.00	6977.00	5023.00	4314.00
SYNTHETIC ENEMAL ROBIALAC BALTI 3.64 LTR.	EACH	1700.00	2093.00	1840.00	1900.00	2258.00	2258.00	1686.00
SYNTHETIC ENEMAL ICI BALTI 3.64 LTR.	EACH	2138.00	2080.00	1850.00	1900.00	2185.00	2185.00	1783.00
CEMENT (LOCAL) SPECIFY BRAND NAME	BAG	550.00	530.00	535.00	550.00	530.00	530.00	535.00
BRICKS (NEW) IST CLASS	P/1000	8000.00	8000.00	7000.00	7500.00	6500.00	5600.00	5600.00
CEMENT BLOCKS (6"x8"x12")	P/100	0.00	0.00	0.00	4800.00	0.00	0.00	0.00
BAJREE	100CFT	5500.00	6000.00	5500.00	4000.00	5040.00	3500.00	2600.00
SAND (BLACK PIT SAND)	K100CFT	1800.00	3500.00	3500.00	2000.00	2000.00	1600.00	1800.00
TIMBER SHESHAM LOG IST QUALITY	cubmt.	52111.00	63000.00	63558.00	42377.00	86500.00	70620.00	52900.00
IRON BAR (M.S. BAR) 1/2"	P/TON	67000.00	62000.00	72000.00	65000.00	70625.00	67000.00	71000.00
CARPANTER WAGE RATE	P/DAY	750.00	825.00	600.00	900.00	933.33	800.00	950.00
MASON (RAJ) WAGE RATE	P/DAY	1000.00	1050.00	1100.00	900.00	900.00	775.00	950.00
UNSKILLED LABOUR WAGE RATE	P/DAY	600.00	650.00	550.00	500.00	500.00	450.00	500.00
PLUMBER WAGE RSTE	P/DAY	750.00	700.00	625.00	900.00	940.00	800.00	950.00
ELECTICIAN WAGE RATE PER DAY **	P/DAY	700.00	0.00	0.00	900.00	0.00	0.00	0.00
ELECTICIAN WAGE RATE PER POINT **	P/PNT	150.00	137.50	115.00	125.00	95.00	80.00	85.00
WATER CHARGES PER HOUSE	P/MONTH	70.00	100.00	128.75	70.00	100.00	0.00	75.00
ELECT.CHARGES UPTO 50 UNITS	P/UNIT	2.00	2.00	2.00	2.00	2.00	2.00	2.00
ELECT.CHARGES 01 - 100 UNIT	P/UNIT	6.18	6.18	6.18	6.18	6.18	6.18	6.18
ELECT.CHARGES 101 - 300 UNIT	P/UNIT	9.54	9.54	9.54	9.54	9.54	9.54	9.54
ELECT.CHARGES 301 - 1000 UNIT	P/UNIT	16.39	16.39	16.39	16.39	16.39	16.39	16.39
ELECT.CHARGES ABOVE 1000 UNIT	P/UNIT	18.39	18.39	18.39	18.39	18.39	18.39	18.39
ELEC	PM	10.50	10.50	10.50	10.50	10.50	10.50	10.50
GAS CHRg upto 3.3719 MMBUT	MMBTU	128.70	128.70	128.70	128.70	128.70	128.70	128.70
GAS CHRg 3.3719 - 6.7438 MMBUT	MMBTU	257.40	257.40	257.40	257.40	257.40	257.40	257.40
GAS CHRg 6.7438 - 10.1157 MMBUT	MMBTU	257.40	257.40	257.40	257.40	257.40	257.40	257.40
GAS CHRg10.1157 - 13.4876 MMBUT	MMBTU	702.00	702.00	702.00	702.00	702.00	702.00	702.00
GAS	PM	702.00	702.00	702.00	702.00	702.00	702.00	702.00
GAS	PM	409.50	409.50	409.50	409.50	409.50	409.50	409.50
KEROSENE OIL	LTR	73.00	77.00	69.00	80.00	67.50	75.00	90.00
FIREWOOD WHOLE	40 KG.	700.00	700.00	600.00	500.00	606.67	575.00	500.00
CHAIR SHESHAM WOOD WITH ARMS **	EACH	2200.00	1950.00	1450.00	2000.00	2000.00	1550.00	1500.00
CHAIR PLASTIC (CHAIRMAN) AVERAGE QUALITY	EACH	800.00	600.00	775.00	850.00	662.50	650.00	575.00
TABLE SHESHAM WOOD (4X2X5") ***	EACH	10000.00	6500.00	5000.00	4275.00	4800.00	4500.00	3000.00
SOFASET WOODEN WITH FOAM SEAT **	SET	20000.00	13500.00	17500.00	18000.00	13875.00	12250.00	16000.00
COT IRON (WITH NIWAR)AV.QLTY.	EACH	2000.00	2000.00	2250.00	2100.00	1850.00	1750.00	1700.00
ALMIRAH (STEEL) 6'X3' 20 GUAGE	EACH	9000.00	8650.00	9750.00	8000.00	7210.00	7200.00	9000.00
DINNING TABLE 6 CHAIRS A.QLTY	SET	24000.00	27500.00	17500.00	30000.00	19100.00	17500.00	21000.00
SINGLE BED WITHOUT FOAM MED.	EACH	9000.00	5500.00	5000.00	8000.00	6125.00	4900.00	4500.00
MATRESS SINGLE(4"THICK)	EACH	5200.00	3900.00	5000.00	5250.00	5700.00	5700.00	5500.00
FARSHI DARI 12'X9' AV.QLTY	EACH	975.00	975.00	1125.00	2500.00	1200.00	1300.00	1000.00
DARI COTTON (6'x2 1/2') AV.QL	EACH	450.00	400.00	550.00	500.00	450.00	600.00	400.00
CARPET PLAIN AV. QLTY	SQFT.	41.00	35.00	57.50	35.00	25.00	25.00	25.00
QUILT (LIHAF) 3 KG. COTTON	EACH	1050.00	775.00	1000.00	1300.00	1018.75	725.00	500.00
BLANKET (90" x 54")	EACH	2500.00	3500.00	4750.00	4200.00	3750.00	3750.00	2650.00
BEDSHEET SINGLE BED SUP.QLTY	EACH	375.00	425.00	825.00	700.00	633.33	525.00	650.00
BED SHEET DOUBLE WITH TWO PILLOW COVERS SUP QLTY	SET	800.00	1100.00	1662.50	1800.00	1258.33	1150.00	1100.00

Contd.

### 7.11 Intercity Consumer Prices December, 2016

Description	Unit	Wazira- bad	Sialkot	Faisal-abad	Jhang	Multan	Muzaffar- garh	D.G. Khan
TOWEL(3'x2') AV. QALTY	EACH	175.00	125.00	180.00	300.00	242.00	245.00	200.00
CEILING FAN 48" SUPER QLTY **	EACH	2400.00	2400.00	2900.00	3000.00	3495.00	3095.00	3095.00
PEDESTAL FAN 22" SUPER QLTY	EACH	3800.00	3300.00	4500.00	4800.00	5550.00	4750.00	4600.00
REFG. DAWLENCE 10 CFT. D.DOOR	EACH	31000.00	36200.00	28500.00	30500.00	30400.00	30400.00	27500.00
D-FREEZER WAVES 8 CFT.	EACH	31000.00	29400.00	27500.00	31000.00	30400.00	30400.00	31000.00
AIRCONDITIONER 1.5 TON PEL	EACH	40000.00	44000.00	42000.00	41500.00	40000.00	40000.00	42000.00
SPLIT AIR CONDITIONER 1.5 TON (SPECIFY BRAND NAME)	EACH	43000.00	41000.00	38000.00	49500.00	50990.00	50990.00	49000.00
AIRCOOLER SUPER ASIA	EACH	12000.00	13000.00	11500.00	11000.00	13000.00	13000.00	14500.00
WASHING MACHINE SINGER	EACH	15600.00	15600.00	17000.00	17000.00	17000.00	17000.00	17000.00
SEWING MACHINE(SINGER)	EACH	5860.00	6095.00	7400.00	6495.00	7400.00	7400.00	6695.00
GIZER LARGE SIZE 30 GALLON CAPACITY SUP QLTY	EACH	19400.00	13750.00	19500.00	22900.00	22900.00	22900.00	22900.00
GAS BURNER DOUBLE SPFY.BRAND	EACH	1350.00	1300.00	1550.00	2000.00	1475.00	1550.00	1300.00
ELECT. IRON PHILIPS MDL.1120	EACH	2200.00	1450.00	2000.00	1500.00	2200.00	1600.00	2100.00
ELECTRIC JUICER FOR APPLE	EACH	4500.00	6000.00	5750.00	7875.00	8000.00	8000.00	4500.00
S.STEEL DEGHCHI MEDIUM SIZE ***	EACH	600.00	430.00	575.00	500.00	767.50	400.00	350.00
ALUMINIUM COOKING PAN (DEGCHI ) MED SIZE	EACH	525.00	460.00	475.00	1300.00	296.25	285.00	350.00
NON STICK COOKING PAN (DEGCHI ) SUP. QLTY	EACH	1500.00	675.00	1100.00	1200.00	767.86	650.00	800.00
FRYING PAN STEEL AVG. QLTY MED. SIZE	EACH	500.00	310.00	325.00	550.00	295.00	195.00	375.00
TAWA IORN (MEDIUM SIZE) AVG. QLTY	EACH	300.00	275.00	225.00	325.00	210.00	210.00	200.00
S.STEEL PLATE A.QLTY.(M.SIZE)	EACH	82.50	67.50	60.00	80.00	75.00	55.00	60.00
TABLE SPOON S.STEEL SUP.QLTY.	DOZEN	350.00	305.00	375.00	400.00	275.83	245.00	350.00
WATER SET JUG+6 GLASSES (OMROC)	SET	380.00	737.50	725.00	450.00	450.00	475.00	400.00
TEA SET PAK. CHINAWARE 21 PCS.	SET	1600.00	1025.00	1500.00	1950.00	1725.00	1875.00	2000.00
DINNER SET PLASTIC 72 PIECES SUPERIOR QLTY	SET	5500.00	2750.00	8250.00	6000.00	4675.00	4750.00	6000.00
HOTPOT SET PLASTIC 3 PCS.	SET	1000.00	825.00	1212.50	1450.00	1275.00	1050.00	1600.00
BUCKET(BALTI) PLASTIC MED.SIZ	EACH	250.00	205.00	325.00	325.00	290.00	255.00	350.00
LOTA PLASTIC (MED SIZE) AVERAGE QUALITY	EACH	50.00	40.00	43.75	60.00	49.17	55.00	60.00
PRESURE COOKER 4 LTR.	EACH	1750.00	912.50	1325.00	1700.00	1650.00	1650.00	1450.00
WATER COOLER 9/10 LTR.PLASTIC ***	EACH	612.50	450.00	675.00	950.00	553.00	575.00	750.00
THERMOS STARVAC 1 LTR	EACH	600.00	600.00	431.25	500.00	450.00	450.00	600.00
BULB PHILIPS 100-WATTS	EACH	30.00	25.00	25.00	30.00	30.00	30.00	30.00
TUBE LIGHT PHILIPS 40 WATTS	EACH	95.00	95.00	97.50	95.00	100.00	100.00	95.00
ELECTRIC BLUBS "0" WATTE LOCAL	EACH	20.00	20.00	20.00	20.00	20.00	20.00	20.00
ELECTRIC BLUB ENERGY SAVER 14 WATTS	EACH	155.00	155.00	162.50	150.00	165.00	165.00	165.00
WASHING SOAP 250 GMS SPECIFY BRAND NAME	EACH	38.00	20.00	25.00	40.00	22.00	20.00	25.00
SURF EXCEL 400 GMS POLY BAG	EACH	130.00	125.00	130.00	130.00	130.00	130.00	0.00
WASHING POWDER 1000 GRM	EACH	150.00	185.00	185.00	185.00	150.00	150.00	150.00
WASHING POWDER (WHEEL/ BONUS) 100 GRAMS	EACH	90.00	95.00	92.50	90.00	90.00	90.00	90.00
CLEANSER POWDER VIM 1000 GM	PKT.	83.33	70.00	75.00	75.00	83.33	83.33	75.00
FINIS 500 ML	BOTTLE	193.75	218.75	195.00	250.00	200.00	237.50	195.00
PHNYLE TYPHONE/FINIS/CARRANITE 3 LITRES	BOTTLE	130.00	120.00	147.50	180.00	165.00	165.00	160.00
HARPIC	BOTTLE	150.00	145.00	150.00	150.00	150.00	150.00	155.00
BOOT POLISH CHERRY/KIWI 50ML	EACH	125.00	100.00	105.00	105.00	125.00	125.00	105.00
ROBIN BLUE (35 GRAMS)	PKT.	55.00	50.00	55.00	55.00	55.00	55.00	55.00
TISSU PAPER PERFUMED 100 PCS.	PKT	110.00	100.00	110.00	105.00	110.00	110.00	110.00
TOILET PAPER ROLL (R.PETEL)	P/ROLL	40.00	40.00	40.00	40.00	40.00	40.00	40.00
BOOT POLISH LIQUID CHEERY BLOSSOM KIWI 75 ML	BOTTLE	150.00	125.00	160.00	150.00	160.00	160.00	150.00
MATCH BOX SMALL	EACH	2.00	2.00	2.50	2.00	2.00	2.00	2.00
DRY CELL 1.5 VOLT(LOCAL)	EACH	20.00	15.00	25.00	25.00	25.00	25.00	25.00
HAND STITCHING NEEDLE M.SIZE	PACKET	5.00	10.00	9.00	10.00	10.00	10.00	10.00
SEWING MACHINE NEEDLE (SINGER)	EACH	6.00	8.00	7.00	8.50	8.60	8.60	5.00
HOUSEHOLD SERVANT FEMALE P/T	P/MNTH	1500.00	1100.00	2250.00	3000.00	1500.00	1200.00	1750.00
MARRIAGE HALL WITH FURNITURE	P/HEAD	105.00	90.00	130.00	150.00	96.67	72.50	110.00
SEPTRAN TABLETS	10TAB.	16.00	19.30	20.00	18.10	16.00	16.00	19.30
BRUFEN TABS 200-MG.	10TAB.	10.00	10.00	10.00	8.90	8.90	8.90	8.90
PANADOL TAB. EXTRA/PLAIN	10TAB.	12.00	12.00	12.00	12.00	12.00	12.00	12.00
DISPRIN TAB.	10TAB.	14.00	12.40	12.50	12.40	12.40	12.40	12.40
TRISIL TAB.	10 TAB	10.00	10.00	10.00	10.00	10.00	10.00	10.00
FLAGYL TAB. 200 MG.	10TAB.	10.00	10.00	10.00	10.00	10.00	10.00	10.00
VENTOLIN TAB. 2MG.	10TAB.	10.00	10.00	10.00	9.90	9.90	9.90	9.90
DAONIL TAB. 5 MG.	10TAB.	17.00	17.00	17.00	16.80	16.83	16.83	17.00

Contd.

### 7.11 Intercity Consumer Prices December, 2016

Description	Unit	Wazira- bad	Sialkot	Faisal-abad	Jhang	Multan	Muzaffar- garh	D.G. Khan
ENTOX TAB.	10TAB.	10.00	10.00	16.00	15.00	15.00	15.00	15.00
RENITEC TAB. 5 MG.	10TAB.	58.50	58.50	58.50	58.80	58.50	58.50	58.50
CAC. 1000 TAB	BOTTLE	122.00	122.00	122.00	122.00	124.44	124.44	122.00
AMOXIL CAPSOLE 250 MG.S	10CAP.	35.00	36.00	36.00	35.70	35.70	35.70	35.70
CALCIUM SYRUP SANDOZ	BOTTLE	64.00	64.00	64.00	64.00	0.00	0.00	64.00
LEDERPLEX SYRUP	BOTTLE	52.74	52.70	39.00	52.75	52.74	52.74	51.00
SANCOS SYRUP (50 ML.)	BOTTLE	30.00	30.00	30.00	30.00	30.00	30.00	30.00
PHENERGAN SYRUP 120 ML.	BOTTLE	34.50	33.00	34.00	33.00	33.00	33.00	33.00
CALPOL SYRUP 60 ML.	BOTTLE	28.00	28.00	28.00	28.00	28.39	28.39	28.00
HYDRYLLIN SYRUP 120 ML.	BOTTLE	69.00	69.00	69.00	69.00	69.00	69.00	69.00
POLYFAX EYE OINTMENT	TUBE	21.00	21.00	21.00	21.00	21.00	21.00	21.00
BETNESOL EYE DROPS	BOTTLE	33.89	33.89	33.00	33.89	33.89	33.89	33.89
EAR DROPS (CARDISPORINE) ***	BOTTLE	21.00	21.00	25.00	25.00	21.00	21.00	21.00
BETNOVATE-N OINTMENT 5 GMS	TUBE	16.67	16.00	16.00	16.00	16.68	16.68	16.00
BURNOL CREAM 30 GRM	TUBE	16.00	16.00	16.00	16.00	16.00	16.00	16.00
VICKS VAPORUB/BALM	BOTTLE	36.00	36.00	36.00	36.00	36.00	36.00	36.00
GLYCRINE SMALL BOTTLE	BOTTLE	17.00	35.00	20.00	30.00	20.00	20.00	20.00
JOUHAR JOSHANDA	PKT.	8.00	8.00	10.00	8.00	10.00	10.00	10.00
GALXOS-D (450 GRMS)	PKT.	157.50	157.50	140.00	157.50	157.50	157.50	157.50
GRIPE-WATER WOODWARDS	BOTTLE	55.00	55.00	55.00	55.00	55.00	55.00	55.00
SANIPLAST ONE PUTTY	EACH	2.00	1.40	2.00	2.00	1.40	1.40	1.40
O.R.S. (NIMCOL)	PKT.	18.00	15.00	18.00	18.00	18.00	18.00	17.00
DETTOL (MEDIUM)	BOTTLE	65.00	65.00	46.00	65.00	65.00	65.00	65.00
COTTON BANDAGE 2" - 4"	EACH	7.00	10.00	7.50	7.50	7.00	10.00	7.00
THERMOMETER CHINA	EACH	35.00	40.00	46.25	40.00	50.83	57.50	50.00
DOCTOR (MBBS) CLINIC FEE	P/PAT.	100.00	100.00	125.00	300.00	100.00	100.00	175.00
URINE TEST (DR) CHARGES	P/TEST	100.00	150.00	55.00	60.00	75.00	55.00	100.00
BLOOD TEST (CP) CHARGES	P/TEST	300.00	350.00	225.00	200.00	290.00	225.00	350.00
SUGAR TEST (RANDOM/FASTING BOTH) CHARGES	P/TEST	200.00	200.00	200.00	150.00	130.00	100.00	140.00
ECG CHARGES	P/TEST	200.00	150.00	200.00	200.00	312.50	125.00	300.00
X-RAY (CHEST) CHARGES	P/X-RAY	300.00	200.00	350.00	500.00	250.00	200.00	350.00
CAR SUZUKI 800 CC (W/O. A/C)	EACH	0.00	660000.00	652800.00	660000.00	660000.00	0.00	635000.00
CAR SUZUKI 1000 CC	EACH	0.00	1078300.00	1092800.00	1149000.00	1149000.00	0.00	1119000.00
CAR TOYOTA 1300 CC	EACH	0.00	1661500.00	1520500.00	1805500.00	1700500.00	0.00	5411000.00
CAR HONDA CIVIC	EACH	0.00	2580000.00	0.00	0.00	2510000.00	0.00	0.00
MOTORCYCLE HONDA CD-70.	EACH	63500.00	63500.00	63500.00	63500.00	63500.00	63500.00	63500.00
MOTORCYCLE YAMAHA 100CC.	EACH	79300.00	79300.00	79300.00	79300.00	80000.00	80000.00	79300.00
MOTOR CYCLE HERO 70 CC	EACH	42500.00	45000.00	47500.00	44500.00	47500.00	0.00	42000.00
BICYCLE WITH TYRES & TUBES	EACH	7000.00	7200.00	7600.00	8000.00	7000.00	7150.00	7750.00
TYRE CAR WITH TUBE GENERAL	EACH	3000.00	3000.00	2800.00	3000.00	2500.00	2500.00	2800.00
TYRE MOTOR CYCLE WITHOUT TUBE	EACH	1200.00	1120.00	1300.00	800.00	850.00	850.00	900.00
TYRE CYCLE SPECIFY BRAND NAME	EACH	330.00	350.00	425.00	300.00	300.00	300.00	320.00
TYRE CAR W/O TUBE	EACH	2700.00	3000.00	3200.00	3000.00	2500.00	0.00	2800.00
PETROL SUPER	LITRE	66.61	67.50	66.60	68.30	66.54	67.50	67.60
HIGH SPEED DIESEL HSD	LITRE	75.55	76.60	75.60	77.60	74.54	75.50	77.20
CNG	K.G.	67.50	67.50	67.50	67.50	67.50	67.50	67.50
GAS CYLINDER STAND. SIZE	EACH	990.00	1210.00	1250.00	1100.00	1100.00	1100.00	900.00
MOTOR CYCLE SERVICE CHARGES	EACH	300.00	175.00	225.00	270.00	235.00	240.00	250.00
CAR SERVICE CHARGES	EACH	250.00	400.00	300.00	300.00	275.00	275.00	225.00
TYRE PUNCTURE CHARGES	EACH	50.00	100.00	70.00	60.00	70.00	65.00	40.00
CYCLE OVERHAULING CHARGES	EACH	200.00	350.00	275.00	450.00	281.00	290.00	275.00
CAR TAX FOR 800CC TO 1300CC	YEARLY	2650.00	2650.00	2650.00	2650.00	2650.00	2650.00	2650.00
TRAIN FARE ECO. 1-100 KM.	P/KM.	0.68	0.68	0.68	0.68	0.68	0.68	0.68
TRAIN FARE ECO. 101-500 KM.	P/KM.	0.98	0.98	0.98	0.98	0.98	0.98	0.98
TRAIN FARE ECO. > 500 KM.	P/KM.	0.89	0.89	0.89	0.89	0.89	0.89	0.89
TRAIN FARE IST SLP. 1-100KM	P/KM.	2.10	2.10	2.10	2.10	2.10	2.10	2.10
TRAIN FARE IST SLP.101-500 KM	P/KM.	2.59	2.59	2.59	2.59	2.59	2.59	2.59
TRAIN FARE IST SLP. > 500 KM	P/KM.	1.99	1.99	1.99	1.99	1.99	1.99	1.99
TRAIN FARE A/C SLP. 1-100KM.	P/KM.	5.76	5.76	5.76	5.76	5.76	5.76	5.76
TRAIN FARE A/C SLP.101-500KM	P/KM.	4.59	4.59	4.59	4.59	4.59	4.59	4.59
TRAIN FARE A/C SLP > 500KM.	P/KM.	4.16	4.16	4.16	4.16	4.16	4.16	4.16

Contd.

### 7.11 Intercity Consumer Prices December, 2016

Description	Unit	Wazira- bad	Sialkot	Faisal-abad	Jhang	Multan	Muzaffar- garh	D.G. Khan
PLATFORM TICKET	EACH	10.00	10.00	10.00	10.00	10.00	10.00	10.00
AUTO RICKSHAW FARES	KM/MIN	50.00	60.00	65.00	50.00	30.00	30.00	50.00
FULL TONGA CHARGES	KM/MIN	60.00	60.00	75.00	100.00	49.38	50.00	56.00
TAXI 4 SEATER FARE	KM/MIN	100.00	100.00	60.00	90.00	100.00	100.00	50.00
BUS FARE MIN (WITHIN CITY)	TICKET	9.00	0.00	9.00	0.00	9.00	0.00	0.00
BUS FARE MAX (WITHIN CIT	TICKET	21.00	0.00	21.00	0.00	21.00	0.00	0.00
BUS FARE OUTSIDE CITY	P/KM.	0.86	0.86	0.86	0.86	0.86	0.86	0.86
A/C BUS FARE OUTSIDE CITY	P/KM.	1.45	1.11	1.74	1.56	1.40	1.40	1.40
MINIBUS FARE MIN.WITH IN CITY	TICKET	10.00	0.00	0.00	0.00	11.00	0.00	0.00
MINIBUS FARE MAX.WITH IN CITY	TICKET	10.00	0.00	0.00	0.00	24.00	0.00	0.00
SUZUKI FARE MIN.WITH IN CITY	TICKET	0.00	15.00	15.00	15.00	11.00	0.00	8.00
SUZUKI FARE MAXIMUM W.IN CITY	TICKET	0.00	20.00	27.50	20.00	21.00	0.00	8.00
AIR FARE ECONOMY CLASS.	P/KM.	0.00	19.26	19.26	0.00	19.26	0.00	19.26
POSTAL ENVELOPE DOMESTIC	EACH	8.00	8.00	8.00	8.00	8.00	8.00	8.00
ENVELOPE FOR SAUDI ARABIA	EACH	50.00	50.00	50.00	50.00	50.00	50.00	50.00
POSTAL REGISTRATION CHARGES	EACH	38.00	38.00	38.00	38.00	38.00	38.00	38.00
U.M.S. REG CHARGES MIN.	EACH	59.00	59.00	59.00	59.00	59.00	59.00	59.00
T.C.S. CH. MIN.WITH IN ZONE	EACH	150.00	110.00	150.00	150.00	160.00	160.00	160.00
TELEPHONE CHARGES LOCAL CALL	P/CALL	3.94	3.94	3.94	3.94	3.94	3.94	3.94
TEL CHARGES OUT SIDE CITY	P/CALL	3.94	3.94	3.94	3.94	3.94	3.94	3.94
INTERNET CHARGES	P/HOUR	50.00	25.00	22.50	50.00	20.00	22.50	20.00
MOBILE CELL CHARGES	P/UNIT	3.00	3.06	3.00	3.00	3.00	4.00	3.00
FAX CHARGES (LOCAL)	P/PAGE	30.00	10.00	16.25	40.00	20.00	20.00	15.00
TELEPHONE SET AV. QLTY	EACH	450.00	300.00	475.00	900.00	775.00	475.00	900.00
MOBILE SET NOKIA/SONY/ERICSON/SAMSUNG WITHOUT CAMERA	EACH	4250.00	2600.00	2200.00	3200.00	3100.00	3100.00	2600.00
T.V. 20" COLORED WEGA H-A21.	EACH	18500.00	20000.00	22500.00	12500.00	23500.00	23500.00	23500.00
T.V 20" COLOR CHINA/KORIA)	EACH	7000.00	13500.00	16900.00	5500.00	15500.00	15500.00	14900.00
V.C.P. PANASONIC/LG/NAT	EACH	0.00	5400.00	5750.00	0.00	0.00	0.00	0.00
DVD/VCD PLAYER PANASONIC/LG	EACH	4100.00	4500.00	4500.00	6000.00	4500.00	4200.00	4000.00
RADIO WITH C.PLAYER NATIONAL	EACH	2500.00	2250.00	2175.00	1250.00	3500.00	0.00	3000.00
PERSONNEL COMPUTER (BRANDED)	EACH	37500.00	35000.00	38820.00	50000.00	48200.00	48200.00	35000.00
VID. CASSETTE BLK. TDK/SONY	EACH	0.00	100.00	150.00	100.00	180.00	170.00	150.00
COM. C.D. (TDK/IMATION)	EACH	35.00	40.00	67.50	40.00	60.00	60.00	60.00
TAPE RECORDER CASSETTE BLANK	EACH	35.00	30.00	65.00	60.00	50.00	42.50	40.00
VIDEO GAME SEGA 16 BYTE	EACH	0.00	1250.00	1500.00	1150.00	1300.00	0.00	1600.00
CINEMA A/C. HIGH CLASS	TICKET	0.00	40.00	150.00	0.00	275.00	0.00	0.00
CINEMA NON-A/C HIGH CLASS	TICKET	0.00	40.00	100.00	30.00	150.00	40.00	35.00
CABLE CHARGES	P/MONTH	300.00	250.00	300.00	300.00	300.00	275.00	350.00
TV.LICENCE FEE DOMESTIC	YEARLY	420.00	420.00	420.00	420.00	420.00	420.00	420.00
ENGLISH BOOK CLASS V1	EACH	77.00	77.00	77.00	77.00	77.25	77.00	77.00
ENGLISH BOOK CLASS IX OR X	EACH	130.00	130.00	130.00	130.00	130.00	130.00	130.00
ENG. BOOK IST.YR COMPLETE SET	EACH	84.00	84.00	84.00	84.00	84.00	84.00	84.00
ENGLISH BOOK BA/B.SC	EACH	178.00	178.00	178.00	178.00	178.00	178.00	178.00
URDU BOOK CLASS V (T.B.BORD)	EACH	59.00	59.00	59.00	59.00	59.00	59.00	59.00
URDU BOOK CLASS IX/X(T.B.B)	EACH	139.00	139.00	139.00	139.00	139.00	139.00	139.00
URDU BOOK IST.YEAR/INTER	EACH	53.00	53.00	53.00	53.00	53.00	53.00	53.00
URDU BOOK BA/B.SC	EACH	140.00	140.00	140.00	140.00	140.00	140.00	140.00
MATHS BOOK CALSS V (T.B.B)	EACH	78.00	78.00	78.00	78.00	78.00	78.00	78.00
MATHS BOOK CLASS IX OR X	EACH	279.00	279.00	279.00	279.00	279.00	279.00	279.00
MATHS BOOK IST.YEAR (T.B.B)	EACH	156.00	156.00	156.00	156.00	156.00	156.00	156.00
PAKISTAN STUDIES BOOK BA/B.SC	EACH	125.00	125.00	125.00	125.00	125.00	125.00	125.00
DAILY "DAWN"	P/COPY	19.00	19.00	19.00	19.00	20.00	20.00	19.00
DAILY "JANG"	P/COPY	12.00	12.00	12.00	12.00	13.00	13.00	13.00
DAILY "NAWA-E-WAQT"	P/COPY	12.00	12.00	12.00	12.00	13.00	13.00	12.00
WEEKLY "AKHBAR-E-JAHAN"	P/COPY	55.00	55.00	55.00	55.00	55.00	55.00	55.00
WEEKLY "MAG"	P/COPY	45.00	45.00	45.00	45.00	45.00	45.00	45.00
MONTHLY "NAUNEHAL DIGEST"	P/COPY	35.00	35.00	35.00	35.00	35.00	35.00	35.00
PAPER FOOLSCAPE (27"x17")	QUIRE	30.00	30.00	45.00	50.00	37.50	33.75	30.00
EXERCISE.BOOK LINED 80/100 PGS	EACH	40.00	80.00	57.50	70.00	32.50	27.50	30.00
PENCILGOLDFISH/DEER	EACH	7.00	7.00	6.00	7.00	6.50	6.00	6.00
PEN INK DOLLOR 57 ML BOTTLE	EACH	20.00	25.00	20.00	20.00	20.00	20.00	20.00

Contd.

### 7.11 Intercity Consumer Prices December, 2016

Description	Unit	Wazira- bad	Sialkot	Faisal-abad	Jhang	Multan	Muzaffar- garh	D.G. Khan
PHOTOSTATE PAPER 70 GM	PRT	380.00	320.00	345.00	320.00	290.00	330.00	300.00
BALL PEN (local)	EACH	5.00	5.00	5.00	8.00	5.83	6.00	7.00
FOUNTAIN PEN HERO/WINGS/CHINA	EACH	40.00	40.00	50.00	50.00	45.00	50.00	35.00
PRIVATE SCHOOL FEE ENGLISH MEDIUM AVERAGE STANDARD (CLASS I)	P/MONTH	1100.00	900.00	2100.00	1400.00	2191.67	866.67	1300.00
PRIVATE SCHOOL FEE ENGLISH MEDIUM AVERAGE STANDARD (CLASS V)	P/MONTH	1300.00	1000.00	2200.00	1400.00	2466.67	966.67	1350.00
PRIVATE SCHOOL FEE ENGLISH MEDIUM AVERAGE STANDARD (CLASS VI)	P/MONTH	1500.00	1000.00	2400.00	1500.00	2650.00	1150.00	1400.00
PRIVATE SCHOOL FEE ENGLISH MEDIUM AVERAGE STANDARD (CLASS X)	P/MONTH	1700.00	1200.00	2200.00	1700.00	2908.33	1533.33	2250.00
PRIVATE MEDICLE COLLEGE FEE MBBS (1ST YEAR)	P/MONTH	0.00	0.00	53500.00	0.00	45166.44	0.00	0.00
PRIVATE ENGINEERING COLLEGE FEE (ISTR YEAR)	P/MONTH	0.00	0.00	3200.00	0.00	13333.33	0.00	0.00
GOVT. COLLEGE FEE 1ST. YEAR	MONTH	50.00	50.00	50.00	50.00	50.00	50.00	50.00
GOVT. COLLEGE FEE 4TH. YEAR	MONTH	60.00	60.00	60.00	60.00	60.00	60.00	60.00
GOVT. UNIVERSITY FEE MSC.	MONTH	77.50	0.00	670.00	180.00	1666.66	0.00	833.00
GOVT. MED. COLLEGE FEE MBBS	MONTH	873.00	0.00	1250.00	0.00	1250.00	0.00	1250.00
GOVT. ENGG. COLL. FEE I YEAR	MONTH	1558.00	0.00	3200.00	0.00	3333.33	0.00	0.00
COACHING FEE FOR CLASS IX/X	P/MONTH	500.00	550.00	1200.00	1200.00	800.00	500.00	500.00
COACHING CHARGES FOR CLASS 1ST YEAR/INTER (SCIENCE)	P/MONTH	1000.00	1900.00	1700.00	2000.00	1200.00	900.00	1500.00
COACHING CHARGES FOR CLASS 1ST YEAR/INTER (COMMERCE)	P/MONTH	1000.00	2400.00	1375.00	2000.00	1133.33	900.00	1000.00
I.T. TUITION FEES	P/MONTH	3900.00	0.00	5500.00	2000.00	3000.00	0.00	2000.00
MBA TUITION FEES	P/MONTH	2000.00	0.00	17000.00	0.00	6907.78	0.00	2000.00
BREAD TANDOORI ST. SIZE	EACH	6.00	7.00	6.00	6.00	6.00	5.50	5.00
COOKED MUTTON (AV. HOTEL)	PLATE	140.00	125.00	135.00	150.00	105.00	135.00	100.00
COOKED BEEF (AV. HOTEL)	PLATE	75.00	60.00	72.50	90.00	80.00	80.00	60.00
COOKED DAL (AV. HOTEL)	PLATE	50.00	30.00	42.50	70.00	40.00	45.00	35.00
CHICKEN BIRYANI FULL/DOUBLE	PLATE	130.00	140.00	120.00	200.00	131.67	100.00	80.00
TEA PREPARED (ORDINARY)	CUP	20.00	15.00	20.00	20.00	20.00	20.00	20.00
HAIRCUT CHARGES FOR MEN	P/CUT	70.00	60.00	70.00	60.00	75.00	75.00	50.00
BEAUTY PORL HAIR STYL CHARGE	P/STY.	300.00	175.00	212.50	300.00	300.00	225.00	200.00
SHAVING CHARGES	PER SHV	40.00	40.00	32.50	30.00	36.67	40.00	30.00
LIPSTICK S.MISS/MEDORA	EACH	110.00	90.00	110.00	120.00	110.00	110.00	120.00
NAIL POLISH S.MISS/MEDORA	EACH	60.00	65.00	105.00	115.00	100.00	100.00	60.00
PERFUME MED.SIZE MEDORA/BROACH	EACH	120.00	180.00	200.00	200.00	120.00	120.00	120.00
HAIR-OIL AMLA/CHAMBELI	BOTTLE	110.00	100.00	120.00	130.00	120.00	120.00	120.00
TOILET SOAP LUX 95 GRAMS	EACH	44.78	33.40	38.00	38.00	32.00	32.00	33.00
TOILET SOAP LIFEBOUY 140 GRM	EACH	37.00	37.00	37.00	37.00	37.00	37.00	37.00
TOILET SOAP SAFEGUARD BATH SIZE	EACH	48.00	46.00	48.00	50.00	48.00	48.00	48.00
TOOTHPASTE MACKLINES 70 GRM	EACH	50.00	50.00	50.00	50.00	50.00	50.00	50.00
TOOTHPAST MED SIZE CLGATE 70 GMS	EACH	60.66	70.00	82.50	80.00	75.00	75.00	85.00
TOOTHBRUSH SHEILD A/PLAUQUE	EACH	45.00	40.00	75.00	60.00	30.00	25.00	35.00
TOOTHPOWDER DENTONIC 90 GRM	EACH	25.00	25.00	32.00	30.00	32.00	32.00	32.00
HAIR-COLOUR BEGIN (6 GMS)	EACH	105.00	100.00	100.00	100.00	105.00	105.00	105.00
HAIR COLOUR (KALAKOLA)	BOTTLE	140.00	120.00	120.00	130.00	130.00	130.00	130.00
FACECREAM PONDS (MEDIUM)	EACH	120.00	105.00	110.00	120.00	120.00	120.00	120.00
TALC POWDER VICE ROAY,B.CAT	EACH	145.00	120.00	150.00	150.00	145.00	145.00	145.00
BLADE TREET ORDINARY 10'S	PKT.	40.00	40.00	30.00	30.00	30.00	30.00	35.00
BLADE 7-O-CLOCK STAIN. 5'S	PKT.	35.00	30.00	30.00	35.00	35.00	35.00	35.00
SHAMPOO SUNSILK/PAINTIN 100 ML	BOTTLE	110.00	110.00	99.00	100.00	110.00	110.00	110.00
BEAUTY CREAM (FAIR & LOVELY)	EACH	185.00	99.00	75.00	195.00	185.00	185.00	115.00
HAIR REMOVING CREAM (EU-CREAM)	TUBE	65.00	65.00	60.00	65.00	65.00	65.00	65.00
GEL MEDIUM SIZE	BOTTLE	70.00	65.00	95.00	125.00	100.00	100.00	155.00
DISPOSABLE RAZOR GILLET-II	EACH	40.00	45.00	40.00	45.00	40.00	40.00	40.00
SHAVING CREAM TOUCH-ME/ADM.	EACH	65.00	60.00	55.00	75.00	65.00	65.00	70.00
GOLD TEZABI 24 CT	10 GM.	42350.00	42260.00	42700.00	42180.00	42438.00	42438.00	42267.00
SILVER TEZABI 24 CT	10 GM.	625.00	688.00	630.00	640.00	643.00	643.00	638.00
ARTIFICIAL JEWELLARY SET	SET	800.00	200.00	575.00	450.00	656.25	575.00	450.00
WRIST WATCH GENTS CITIZEN (ORIGINAL) ***	EACH	2500.00	2400.00	5250.00	5000.00	2500.00	2600.00	2500.00
WRIST WATCH LADIES CITIZEN (ORIGINAL) ***	EACH	2400.00	2400.00	5250.00	5000.00	2500.00	0.00	2500.00
WALL CLOCK QUARTZ AV.QLTY	EACH	425.00	550.00	537.50	1000.00	400.00	325.00	550.00
SUITCASE REXIN (24"x16"x6")	EACH	1000.00	1200.00	1250.00	1500.00	775.00	725.00	1200.00
TRUNK MEDIUM SIZE ***	EACH	1500.00	2100.00	1550.00	1400.00	1191.67	1325.00	1500.00
PURSE LADIES (LEATHER) AVERAGE QUALITY	EACH	850.00	500.00	550.00	900.00	1266.67	1300.00	450.00

### 7.11 Intercity Consumer Prices December, 2016

Description	Unit	Vehari	Sargodha	Mianwali	Bahawal- pur	Bahawal- nagar	R.Y. Khan
WHEAT	10 KG.	325.00	322.50	330.00	340.00	331.25	338.00
WHEAT FLOUR FINE/SUPERIOR.	KG.	42.00	41.00	40.00	40.00	40.00	40.00
WHEAT FLOUR AVG. QLTY	KG.	40.00	36.00	38.00	38.00	39.00	39.00
WHEAT FLOUR BAG	10 KG.	380.00	355.00	370.00	380.00	380.00	360.00
MAIDA	KG.	50.00	55.00	50.00	48.00	50.00	50.00
SUJI	KG.	55.00	55.00	50.00	50.00	50.00	50.00
BESAN AV. QLTY.	KG.	167.50	165.00	180.00	180.00	180.00	180.00
RICE BASMATI SUP. QLTY.	KG.	117.50	105.00	120.00	125.00	95.00	110.00
RICE BASMATI 385/386	KG.	72.50	67.50	80.00	95.00	60.00	60.00
RICE BASMATI BROKEN AV.QLTY	KG.	67.50	55.00	60.00	55.00	50.00	67.50
RICE IRR1-6 (SINDH/PUNJAB)	KG.	40.00	50.00	60.00	47.50	45.00	35.00
VERMICELLI	KG.	80.00	70.00	120.00	85.00	80.00	80.00
BREAD PLAIN MEDIUM SIZE	EACH	60.00	40.00	40.00	45.00	40.00	38.00
RUSK (PAPAY)	KG.	200.00	200.00	200.00	220.00	210.00	200.00
BISCUITS-PACKED	PKT	40.00	35.00	40.00	35.00	37.50	35.00
BISCUIT-BAKERY (LOOSE)	250 GM	80.00	80.00	80.00	97.50	70.00	85.00
CORNFLAKS FAUJI 225 GM.	PKT	171.00	220.00	220.00	180.00	180.00	171.00
SAMOSA (VEGATABLE)	EACH	15.00	17.50	20.00	10.00	20.00	17.00
PASTRY AV.QLTY.	EACH	30.00	30.00	30.00	40.00	25.00	35.00
PATTIES (VEGATABLES)	EACH	15.00	30.00	30.00	20.00	20.00	25.00
NIMCO	250 GM	70.00	60.00	80.00	60.00	80.00	88.00
CHIPS	250 GM	62.50	100.00	40.00	70.00	60.00	128.00
BEEF WITH BONE AV.QLTY.	KG	295.00	300.00	320.00	300.00	280.00	270.00
MUTTON AV.QLTY.	KG	550.00	687.50	600.00	600.00	550.00	550.00
CHICKEN FARM BROILER (LIVE)	KG	110.00	110.00	107.00	114.00	100.00	106.00
FISH-RAHU MEDIUM SIZE	KG	345.00	225.00	350.00	290.00	270.00	300.00
MILK FRESH (UNBOILED)	LTR.	67.50	65.00	70.00	67.50	70.00	60.00
CURD	KG.	77.50	80.00	80.00	80.00	80.00	80.00
MILK TETRA PACK 1/2 LTR.	PKT.	60.00	65.00	60.00	60.00	60.00	65.00
LACTOGEN 400 GRAMS	PKT.	440.00	445.00	440.00	440.00	435.00	425.00
POWDER MILK NIDO 400GM.	PKT	380.00	358.98	385.00	358.97	390.00	375.00
MILK POWDER LOOSE/PACKED	KG.	450.00	550.00	450.00	475.00	550.00	480.00
BUTTER LOCAL PACKED	50 GM.	30.00	30.00	40.00	40.00	21.42	30.00
EGGS FARM	DOZ	125.00	135.00	128.00	134.00	120.00	132.00
MUSTARD OIL AV.QLTY.	KG.	155.00	175.00	180.00	170.00	160.00	170.00
COOKING OIL (DALDA)	2.5LTR	465.00	470.00	460.00	465.00	445.00	465.00
COOKING OIL (PAKWAN) OTHER BRAND SPECIFY	2.5 LTR	460.00	340.00	400.00	395.00	429.16	408.00
VEGETABLE GHEE TIN	2.5KG.	460.00	465.00	445.00	460.00	440.00	460.00
VEGETABLE GHEE (LOOSE)	KG.	162.50	140.00	120.00	148.00	140.00	150.00
DATES AV.QLTY.	KG.	260.00	155.00	180.00	155.00	200.00	160.00
PISTACHIO AV.QLTY.	50 GM.	132.50	120.00	120.00	105.00	120.00	110.00
ALMONDS WHOLE AV.QLTY.	KG.	775.00	600.00	500.00	425.00	800.00	650.00
COCONUT DRY AV.QLTY.	KG.	345.00	265.00	350.00	272.50	355.00	280.00
RAISINS AV.QLTY.	50 GM.	27.50	20.00	30.00	23.00	20.00	18.00
GROUNDNUTS (WITH SHELL)	KG.	165.00	235.00	240.00	230.00	200.00	180.00
MALTA/MOSAMBI	DOZ	120.00	75.00	120.00	120.00	140.00	120.00
KINNU	DOZ	65.00	45.00	0.00	90.00	75.00	80.00
APPLE	KG	125.00	80.00	120.00	110.00	150.00	150.00
ALOO BUKHARA	KG	0.00	0.00	0.00	0.00	0.00	0.00
POMEGRANATE (ANNAR)	KG	170.00	190.00	200.00	230.00	190.00	180.00
GRAPES	KG	0.00	0.00	0.00	0.00	0.00	0.00
BANANAS	DOZ	45.00	45.00	70.00	55.00	55.00	60.00
MANGO KALMI	KG	0.00	0.00	0.00	0.00	0.00	0.00
GUAVA	KG	55.00	55.00	80.00	75.00	40.00	40.00
WATERMELON (TURBOOZ)	KG	0.00	0.00	0.00	0.00	0.00	0.00
MUSKMELON (KHARBOOZA)	KG	0.00	0.00	0.00	0.00	0.00	0.00
SWEETMELON (GARMA)	KG	0.00	0.00	0.00	0.00	0.00	0.00
PULSE MASOOR (WHOLE)	KG.	150.00	135.00	170.00	130.00	140.00	120.00
PULSE MASOOR (WASHED)	KG.	155.00	150.00	180.00	140.00	140.00	130.00
PULSE MOONG (WASHED)	KG.	160.00	125.00	120.00	135.00	135.00	120.00
PULSE MASH (WASHED)	KG.	320.00	240.00	240.00	245.00	240.00	200.00

Contd.



### 7.11 Intercity Consumer Prices December, 2016

Description	Unit	Vehari	Sargodha	Mianwali	Bahawal- pur	Bahawal- nagar	R.Y. Khan
PULSE GRAM	KG.	167.50	155.00	180.00	180.00	170.00	170.00
GRAM WHOLE BLACK AV.QLTY.	KG.	162.50	160.00	150.00	160.00	160.00	165.00
GRAM WHOLE YELLOW AV.QLTY	KG.	210.00	185.00	220.00	175.00	220.00	200.00
BEANS (LAL LOBIA)	KG.	200.00	145.00	160.00	150.00	160.00	130.00
POTATOES	KG	55.00	27.50	30.00	30.00	30.00	35.00
ONION	KG	20.00	20.00	30.00	25.00	20.00	15.00
TURNIP	KG	35.00	20.00	25.00	27.50	20.00	20.00
RADISH	KG	17.50	20.00	10.00	22.50	15.00	20.00
TOMATOES	KG	55.00	40.00	60.00	40.00	50.00	40.00
CABBAGE	KG	45.00	27.50	50.00	42.50	55.00	20.00
CAULIFLOWER	KG	20.00	22.50	20.00	27.50	12.50	50.00
BRINJAL	KG	30.00	27.50	30.00	22.50	35.00	20.00
PUMPKIN	KG	0.00	0.00	0.00	0.00	0.00	0.00
BOTTLEGOURD	KG	0.00	0.00	0.00	0.00	0.00	0.00
LADY FINGER	KG	0.00	0.00	0.00	0.00	0.00	0.00
PEAS	KG	80.00	60.00	60.00	85.00	80.00	80.00
SPINACH	KG	15.00	17.50	20.00	22.50	17.50	20.00
TINDA	KG	0.00	0.00	0.00	0.00	0.00	0.00
TURAI	KG	0.00	0.00	0.00	0.00	0.00	0.00
KARAILA	KG	0.00	0.00	0.00	0.00	0.00	0.00
ARVI	KG	0.00	0.00	0.00	0.00	0.00	0.00
CHILLIES GREEN	KG	75.00	80.00	60.00	65.00	65.00	40.00
CARROT	KG	27.50	30.00	40.00	40.00	40.00	30.00
COCUMBER (KHEERA)	KG	35.00	40.00	40.00	32.50	40.00	30.00
LEMON	250GM	15.00	25.00	25.00	20.00	30.00	20.00
SUGAR REFINED	KG.	60.00	61.00	62.00	62.00	62.00	60.00
GUR AV.QLTY	KG.	75.00	75.00	100.00	67.50	80.00	80.00
HONEY LANGANESE 500 GM.	BOTTLE	920.00	890.00	960.00	850.00	950.00	800.00
MILO 200 GM.	BOTTLE	280.00	220.00	230.00	240.00	218.18	195.00
CUSTARD POWDER RAFHAN 300 GM.	PKT	80.00	80.00	80.00	80.00	80.00	80.00
TOFFEE (HILAL)	EACH	2.00	2.00	1.00	1.00	2.00	2.00
CHOWKELATE CANDY (SMALL SIZE)	EACH	5.00	5.00	6.00	5.00	5.00	5.00
SWEETMEAT (MIXED)	KG	320.00	280.00	320.00	355.00	280.00	370.00
ICE CREAM WALLS	CUP.	45.00	40.00	45.00	40.00	40.00	45.00
ICE	KG	7.50	9.00	5.00	8.50	10.00	8.00
JAM AHMED/MITCHELLES	BOTTLE	140.00	135.00	140.00	140.00	140.00	140.00
SQUASH-MITCHELLES	BOTTLE	147.50	160.00	160.00	160.00	165.00	160.00
ROOH AFZA	BOTTLE	160.00	160.00	170.00	160.00	160.00	160.00
JAM-E-SHIREEN	BOTTLE	170.00	165.00	170.00	170.00	170.00	170.00
SAUNF	50 GM	17.50	15.00	20.00	22.00	20.00	15.00
CINAMON LOOSE AV. QLTY	50 GM.	22.50	30.00	20.00	20.00	20.00	20.00
CUMINSEED WHITE NATIONAL	50 GM.	54.00	52.00	52.00	52.00	55.00	54.00
PEPPER BLACK NATIONAL	50 GM.	100.00	100.00	100.00	110.00	110.00	110.00
CLOVES LOOSE AV.QLTY	50 GM.	100.00	120.00	100.00	105.00	100.00	80.00
CARDAMOM LARGE LOOSE AV.QLTY	50 GM.	172.50	190.00	120.00	137.50	165.00	150.00
CARDAMOM SMALL AV.QLTY	50 GM.	125.00	100.00	120.00	115.00	100.00	100.00
SALT-POWDERED (LAHORI) LOOSE	KG.	12.00	10.00	10.00	12.00	10.00	10.00
SALT POWDERED (NATIONAL/SHAN)	PKT	25.00	25.00	25.00	25.00	25.00	25.00
CHILLIES POWD.NATIONAL 200GM	PKT	105.00	105.00	105.00	105.00	105.00	105.00
CHILLIES POWDER LOOS	KG.	250.00	295.00	320.00	225.00	240.00	280.00
CORRIANDER SEED POWD.NATIONAL	PKT	104.00	108.00	104.00	104.00	104.00	78.00
CORRIANDER SEED (LOOSE)	KG.	310.00	290.00	280.00	312.50	240.00	240.00
TURMERIC POWD.NATIONAL 50GM	PKT.	35.00	35.00	35.00	35.00	35.00	35.00
CURRY POWD. NATIONAL 200 GM	PKT.	87.00	87.00	87.00	87.00	86.00	86.00
TOMATO KETCHUP AHMED/MITCHL	BOTTLE	105.00	95.00	90.00	70.00	120.00	120.00
PICKLES AHMED/MITCHELLES	BOTTLE	130.00	107.50	110.00	105.00	120.00	120.00
VINEGAR SYNTHETIC (SIRKA)	BOTTLE	85.00	50.00	70.00	85.00	90.00	85.00
GARLIC	KG	295.00	300.00	300.00	320.00	300.00	280.00
GINGER	KG	115.00	110.00	180.00	140.00	140.00	120.00
TAPAL DANEDAR TEA 200GM PACKET	PKT	157.89	157.89	157.89	157.89	157.89	158.00
TEA LIPTON YELLOW LABEL 200GM.	PKT.	178.94	178.95	184.00	178.95	157.89	179.00

Contd.

### 7.11 Intercity Consumer Prices December, 2016

Description	Unit	Vehari	Sargodha	Mianwali	Bahawal- pur	Bahawal- nagar	R.Y. Khan
TEA LOOSE KENYA AV.QLTY 250GM.	PKT.	150.00	165.00	165.00	132.50	140.00	130.00
COFFEE-NESCAFE 75 GM. **	BOTTLE	350.00	315.00	320.00	330.00	350.00	330.00
COLD DRINK (STANDARD SIZ)	BOTTLE	25.00	25.00	25.00	25.00	25.00	25.00
FRUIT JUICE TETRA PACK	PKT.	20.00	22.50	20.00	15.00	20.00	20.00
MINERAL WATER NESTLE 1.5 LTR	BOTTLE	50.00	50.00	50.00	50.00	50.00	50.00
CIGARETTES K-2 10'S **	PKT	65.00	65.00	0.00	57.00	60.00	75.00
CIGARETTES CAPSTAN 10'S **	PKT	75.00	75.00	75.00	72.00	75.00	70.00
CIGARETTES GOLD LEAF 20'S	PKT	135.00	135.00	135.00	130.00	140.00	135.00
CIGARETTES MORVEN GOLD 20'S	PKT	75.00	75.00	75.00	75.00	75.00	75.00
BETEL LEAVES	50GM.	80.00	80.00	80.00	105.00	70.00	80.00
BETEL NUTS	KG.	400.00	355.00	360.00	355.00	350.00	320.00
LONG CLOTH 57" GUL AHMED/AL-KARAM	METER	210.00	235.00	200.00	180.00	270.00	270.00
SHIRTING AV.QLTY.	METER	190.00	140.00	150.00	115.00	200.00	220.00
PANT CLOTH W & WEAR AV.QLTY	METER	550.00	550.00	400.00	525.00	550.00	500.00
LAWN PRINTED GUL AHMED/AL-KARAM	METER	355.00	360.00	200.00	383.50	360.00	360.00
GEORGETTE AV.QLTY	METER	325.00	135.00	105.00	110.00	250.00	250.00
LINEN AV.QLTY ***	METER	247.50	145.00	140.00	125.00	280.00	260.00
HEAVY WT SUITING LAWERNCPUR AVG QLTY	METER	1200.00	950.00	950.00	1800.00	1500.00	1300.00
HEAVY WT SUITING LAWERNCPUR SUP QLTY	METER	1950.00	1350.00	1200.00	2500.00	2000.00	1600.00
TROPICAL SUITING LAW.PUR	METER	1000.00	1100.00	950.00	1550.00	1400.00	1100.00
PANT BOY 24"/26" LENGTH.	EACH	637.50	450.00	350.00	462.50	550.00	500.00
SHIRT BOY 24"/26" LENGTH	EACH	412.50	325.00	300.00	387.50	490.00	500.00
SCHOOL UNI. PANT,SHIRT BOYS	SUIT	475.00	525.00	600.00	725.00	1000.00	1000.00
SCHOOL UNI. KAMEEZ,SHAL.BOYS	SUIT	500.00	475.00	600.00	725.00	950.00	700.00
SCHOOL UNI. KAMEEZ,SHAL.GIRL	SUIT	525.00	475.00	700.00	687.50	950.00	850.00
FROCK W/WEAR GIRLS	EACH	825.00	1000.00	1000.00	3000.00	1600.00	1000.00
AWAMI-SUIT W & W(BOY) 24"/26	SUIT	875.00	750.00	1400.00	775.00	1562.50	1550.00
AWAMI-SUIT W&W (GENTS)AV.QLTY	SUIT	1250.00	1900.00	1400.00	1150.00	1800.00	1585.00
PULLOVER GENTS OXFORD/BON.	EACH	3000.00	3250.00	2300.00	2890.00	3490.00	3250.00
PULLOVER LADIES OXFORD/BON.	EACH	3000.00	2330.00	2300.00	2500.00	3290.00	3080.00
PULLOVER (GENTS) OTHERS A.QTY	EACH	790.00	925.00	800.00	950.00	1500.00	1000.00
SECOND-HAND COAT FOR MEN	EACH	225.00	250.00	420.00	1150.00	800.00	600.00
SECONDHAND SWEETER FOR MEN DUP QLTY	EACH	175.00	225.00	150.00	425.00	500.00	175.00
SECONDHAND WINTER JACKET	EACH	300.00	325.00	300.00	650.00	675.00	400.00
UNDERWEAR AV.QLTY MEDIUM SIZE	EACH	87.50	110.00	150.00	110.00	200.00	225.00
VEST FOR MEN AV.QLTY.	EACH	115.00	110.00	170.00	187.50	220.00	230.00
VEST/SHAMEEZ (WOMEN) AVG. QLTY	EACH	137.50	100.00	150.00	175.00	200.00	175.00
SOCKS NYLON (PAKISTANI)	PAIR	77.50	110.00	100.00	115.00	120.00	125.00
BRASSIER AV.QLTY.	EACH	95.00	110.00	200.00	160.00	240.00	245.00
BRASSIER SUP QLTY	EACH	250.00	490.00	600.00	387.50	650.00	650.00
DOPATTA GEORGETTE AV.QLTY.	EACH	390.00	260.00	200.00	337.50	450.00	450.00
DOPATTA COTTON AV GLTY	EACH	245.00	250.00	180.00	337.50	400.00	250.00
CHADDAR (W/WEAR) (2x2.5 MTR)	EACH	525.00	350.00	300.00	425.00	650.00	450.00
LUNGI/DHOTI(COTTON) AVG. QLTY	EACH	300.00	275.00	300.00	287.50	400.00	300.00
HANDKERCHIEF AVG. QLTY PAK	EACH	45.00	35.00	50.00	32.50	60.00	35.00
HANDKERCHIEF SUP. QLTY PAK	EACH	72.50	70.00	60.00	100.00	70.00	60.00
GLOVES AV QLTY	PAIR	72.50	110.00	115.00	115.00	150.00	225.00
AZARBAND COTTON AVG. QLTY	EACH	17.50	17.50	15.00	17.50	15.00	15.00
SEWING THREAD/REEL(ASLI PARI)	EACH	7.00	6.00	6.00	5.00	6.00	6.00
WASHING CHARGES PAINT & SHIRT	SUIT	95.00	160.00	150.00	125.00	70.00	70.00
DRY CLEANING SUIT COAT PANT	SUIT	350.00	375.00	392.50	487.50	400.00	400.00
WASHING CH. (KAMIZ-SHALWAR)	PAIR	80.00	100.00	70.00	100.00	60.00	70.00
TAILORING SHIRT	EACH	400.00	400.00	300.00	525.00	400.00	500.00
TAILORING CHARGES PANT (MEN)	EACH	725.00	800.00	500.00	700.00	700.00	700.00
TAILORING COAT-PANT SUIT	SUIT	6000.00	3750.00	3050.00	6500.00	4000.00	4000.00
TAILORING AWAMI-SUIT (MALE)	SUIT	525.00	550.00	500.00	675.00	600.00	700.00
TAILORING SUIT FEMALE	SUIT	475.00	700.00	300.00	575.00	500.00	600.00
GENTS SHOES PAUL BATA	PAIR	1199.00	1299.00	1199.00	1199.00	1199.00	1199.00
GENTS SANDAL BATA	PAIR	699.00	699.00	699.00	699.00	699.00	699.00
GENTS SPOUNG CHAPPAL BATA	PAIR	199.00	199.00	199.00	199.00	199.00	199.00
LADIES SANDAL BATA	PAIR	499.00	499.00	499.00	499.00	499.00	499.00

Contd.

### 7.11 Intercity Consumer Prices December, 2016

Description	Unit	Vehari	Sargodha	Mianwali	Bahawal- pur	Bahawal- nagar	R.Y. Khan
LADIES SPOUNG CHAPPAL BATA	PAIR	179.00	179.00	179.00	179.00	179.00	179.00
CHILD SHOE POWER LITE BATA	PAIR	599.00	599.00	599.00	599.00	599.00	599.00
GENTS SHOE, ART 1109 SERVICE	PAIR	999.00	999.00	999.00	999.00	999.00	999.00
NYLON JOGGER 27 SIZE 2-5 ***	PAIR	1299.00	1299.00	1299.00	1299.00	1299.00	1299.00
CHINA FOOT WEAR AV. QLTY (MALE) *	PAIR	675.00	575.00	400.00	1150.00	500.00	500.00
CHINA FOOT WEAR AV. QLTY (FEMALE) *	PAIR	425.00	550.00	400.00	1150.00	400.00	400.00
CHINA FOOT WEAR AV. QLTY (CHILDREN) *	PAIR	387.50	400.00	400.00	875.00	400.00	400.00
SHOE REPAIR HALF SOLE	PAIR	65.00	150.00	80.00	110.00	100.00	100.00
SHOES POLISH CHARGES AVERAGE SHOP	PAIR	25.00	20.00	15.00	20.00	25.00	25.00
HOUSE RENT (combined)	MONTH	0.00	0.00	2183.00	8278.86	0.00	0.00
rent 2	pm	5179.00	6423.00	4344.00	8279.00	4582.00	4693.00
RENT3	PM	5179.00	6423.00	4344.00	8279.00	4582.00	4693.00
RENT4	PM	5179.00	6423.00	4344.00	8279.00	4582.00	4693.00
RENT5	PM	5179.00	6423.00	4344.00	8279.00	4582.00	4693.00
RENT6	PM	5179.00	6423.00	4344.00	8279.00	4582.00	4693.00
SYNTHETIC ENEMAL ROBIALAC BALTI 3.64 LTR.	EACH	2258.00	2265.00	1700.00	2258.00	2262.00	2262.00
SYNTHETIC ENEMAL ICI BALTI 3.64 LTR.	EACH	2191.00	2172.00	1975.00	2184.00	2191.00	2191.00
CEMENT (LOCAL) SPECIFY BRAND NAME	BAG	522.50	530.00	530.00	540.00	530.00	530.00
BRICKS (NEW) IST CLASS	P/1000	5250.00	7250.00	5800.00	5550.00	5200.00	7000.00
CEMENT BLOCKS (6"x8"x12")	P/100	0.00	0.00	0.00	0.00	0.00	3500.00
BAJREE	100CFT	5300.00	4000.00	3000.00	5250.00	5500.00	5500.00
SAND (BLACK PIT SAND)	K100CFT	1600.00	1500.00	2500.00	2300.00	2000.00	2000.00
TIMBER SHESHAM LOG IST QUALITY	cubmt.	51502.00	63566.00	52000.00	49440.50	56501.00	56494.00
IRON BAR (M.S. BAR) 1/2"	P/TON	72000.00	64500.00	66000.00	71250.00	65500.00	73500.00
CARPANTER WAGE RATE	P/DAY	575.00	800.00	1000.00	675.00	750.00	800.00
MASON (RAJ) WAGE RATE	P/DAY	687.50	1000.00	1000.00	825.00	750.00	800.00
UNSKILLED LABOUR WAGE RATE	P/DAY	350.00	600.00	500.00	500.00	425.00	500.00
PLUMBER WAGE RSTE	P/DAY	700.00	1000.00	1000.00	700.00	800.00	800.00
ELECTICIAN WAGE RATE PER DAY **	P/DAY	650.00	900.00	1000.00	0.00	700.00	0.00
ELECTICIAN WAGE RATE PER POINT **	P/PNT	70.00	130.00	75.00	110.00	100.00	100.00
WATER CHARGES PER HOUSE	P/MONTH	50.00	125.00	100.00	60.00	100.00	70.00
ELECT.CHARGES UPTO 50 UNITS	P/UNIT	2.00	2.00	0.00	2.00	2.00	2.00
ELECT.CHARGES 01 - 100 UNIT	P/UNIT	6.18	6.18	6.18	6.18	6.18	6.18
ELECT.CHARGES 101 - 300 UNIT	P/UNIT	9.54	9.54	9.54	9.54	9.54	9.54
ELECT.CHARGES 301 - 1000 UNIT	P/UNIT	16.39	16.39	16.39	16.39	16.39	16.39
ELECT.CHARGES ABOVE 1000 UNIT	P/UNIT	18.39	18.39	18.39	18.39	18.39	18.39
ELEC	PM	10.50	10.50	10.50	10.50	10.50	10.50
GAS CHRg upto 3.3719 MMBUT	MMBTU	128.70	128.70	0.00	128.70	128.70	128.70
GAS CHRg 3.3719 - 6.7438 MMBUT	MMBTU	257.40	257.40	0.00	257.40	257.40	257.40
GAS CHRg 6.7438 - 10.1157 MMBUT	MMBTU	257.40	257.40	0.00	257.40	257.40	257.40
GAS CHRg10.1157 - 13.4876 MMBUT	MMBTU	702.00	702.00	0.00	702.00	702.00	702.00
GAS	PM	702.00	702.00	0.00	702.00	702.00	702.00
GAS	PM	409.50	409.50	0.00	409.50	409.50	409.50
KEROSENE OIL	LTR	90.00	75.00	90.00	66.00	90.00	90.00
FIREWOOD WHOLE	40 KG.	470.00	500.00	400.00	625.00	600.00	500.00
CHAIR SHESHAM WOOD WITH ARMS **	EACH	2150.00	2900.00	2000.00	2900.00	3000.00	1500.00
CHAIR PLASTIC (CHAIRMAN) AVERAGE QUALITY	EACH	650.00	950.00	800.00	1450.00	850.00	850.00
TABLE SHESHAM WOOD (4X2X5") ***	EACH	3100.00	4100.00	3600.00	7800.00	10000.00	6000.00
SOFASET WOODEN WITH FOAM SEAT **	SET	15500.00	18000.00	15000.00	30000.00	16000.00	20000.00
COT IRON (WITH NIWAR)AV.QLTY.	EACH	1550.00	2100.00	2000.00	3900.00	2200.00	2500.00
ALMIRAH (STEEL) 6'X3' 20 GUAGE	EACH	13000.00	12000.00	8500.00	14500.00	12000.00	8000.00
DINNING TABLE 6 CHAIRS A.QLTY	SET	30000.00	25000.00	14000.00	33000.00	25000.00	30000.00
SINGLE BED WITHOUT FOAM MED.	EACH	5750.00	5750.00	4000.00	9250.00	6500.00	6500.00
MATRESS SINGLE(4"THICK)	EACH	5000.00	5000.00	4500.00	5700.00	5700.00	5700.00
FARSHI DARI 12'X9' AV.QLTY	EACH	1275.00	1350.00	1500.00	1950.00	1500.00	1300.00
DARI COTTON (6'x2 1/2') AV.QL	EACH	375.00	550.00	725.00	1550.00	800.00	450.00
CARPET PLAIN AV. QLTY	SQFT.	25.00	37.50	60.00	27.50	42.00	43.00
QUILT (LIHAF) 3 KG. COTTON	EACH	950.00	1700.00	1200.00	1350.00	1200.00	800.00
BLANKET (90" x 54")	EACH	4750.00	5250.00	3500.00	4900.00	4400.00	4000.00
BEDSHEET SINGLE BED SUP.QLTY	EACH	625.00	800.00	500.00	1450.00	700.00	500.00
BED SHEET DOUBLE WITH TWO PILLOW COVERS SUP QLTY	SET	1225.00	1350.00	850.00	2250.00	2500.00	1800.00

Contd.

### 7.11 Intercity Consumer Prices December, 2016

Description	Unit	Vehari	Sargodha	Mianwali	Bahawal- pur	Bahawal- nagar	R.Y. Khan
TOWEL(3'x2') AV. QALTY	EACH	285.00	190.00	300.00	187.50	450.00	300.00
CEILING FAN 48" SUPER QLTY **	EACH	3000.00	3750.00	3350.00	2600.00	3395.00	3000.00
PEDESTAL FAN 22" SUPER QLTY	EACH	4500.00	4350.00	4000.00	4000.00	4870.00	4300.00
REFG. DAWLENCE 10 CFT. D.DOOR	EACH	32100.00	30000.00	28500.00	30700.00	34100.00	30500.00
D-FREEZER WAVES 8 CFT.	EACH	34500.00	30000.00	28500.00	26150.00	31650.00	29000.00
AIRCONDITIONER 1.5 TON PEL	EACH	35000.00	35000.00	41000.00	38500.00	38500.00	41000.00
SPLIT AIR CONDITIONER 1.5 TON (SPECIFY BRAND NAME)	EACH	47400.00	43500.00	41000.00	47400.00	47000.00	43000.00
AIRCOOLER SUPER ASIA	EACH	14800.00	14750.00	10000.00	14600.00	15500.00	11000.00
WASHING MACHINE SINGER	EACH	15600.00	18500.00	15000.00	17000.00	15850.00	17000.00
SEWING MACHINE(SINGER)	EACH	6050.00	6900.00	5210.00	6900.00	6200.00	6900.00
GIZER LARGE SIZE 30 GALLON CAPACITY SUP QLTY	EACH	23000.00	19500.00	14800.00	18000.00	17500.00	17150.00
GAS BURNER DOUBLE SPFY.BRAND	EACH	1650.00	1900.00	1550.00	1750.00	2200.00	2000.00
ELECT. IRON PHILIPS MDL.1120	EACH	2250.00	2500.00	1600.00	1400.00	2000.00	2200.00
ELECTRIC JUICER FOR APPLE	EACH	7800.00	4250.00	6500.00	4800.00	6000.00	4350.00
S.STEEL DEGHCHI MEDIUM SIZE ***	EACH	750.00	475.00	525.00	1150.00	570.00	570.00
ALUMINIUM COOKING PAN (DEGCHI ) MED SIZE	EACH	595.00	475.00	500.00	1050.00	1500.00	1500.00
NON STICK COOKING PAN (DEGCHI ) SUP. QLTY	EACH	765.00	875.00	800.00	2100.00	1600.00	1600.00
FRYING PAN STEEL AVG. QLTY MED. SIZE	EACH	310.00	245.00	350.00	700.00	570.00	570.00
TAWA IORN (MEDIUM SIZE) AVG. QLTY	EACH	325.00	250.00	350.00	350.00	350.00	235.00
S.STEEL PLATE A.QLTY.(M.SIZE)	EACH	77.50	55.00	90.00	95.00	75.00	75.00
TABLE SPOON S.STEEL SUP.QLTY.	DOZEN	445.00	525.00	300.00	587.50	450.00	360.00
WATER SET JUG+6 GLASSES (OMROC)	SET	550.00	500.00	600.00	675.00	415.00	412.00
TEA SET PAK. CHINAWARE 21 PCS.	SET	2000.00	1900.00	1500.00	2300.00	1950.00	2100.00
DINNER SET PLASTIC 72 PIECES SUPERIOR QLTY	SET	5800.00	5500.00	7000.00	7250.00	7800.00	7400.00
HOTPOT SET PLASTIC 3 PCS.	SET	1475.00	1450.00	1200.00	2050.00	1250.00	1250.00
BUCKET(BALTI) PLASTIC MED.SIZ	EACH	325.00	375.00	300.00	462.50	370.00	220.00
LOTA PLASTIC (MED SIZE) AVERAGE QUALITY	EACH	80.00	50.00	70.00	75.00	80.00	50.00
PRESURE COOKER 4 LTR.	EACH	1675.00	1300.00	1225.00	2100.00	1580.00	1580.00
WATER COOLER 9/10 LTR.PLASTIC ***	EACH	675.00	675.00	800.00	975.00	600.00	480.00
THERMOS STARVAC 1 LTR	EACH	475.00	450.00	400.00	600.00	450.00	480.00
BULB PHILIPS 100-WATTS	EACH	31.25	30.00	30.00	30.00	30.00	30.00
TUBE LIGHT PHILIPS 40 WATTS	EACH	100.00	100.00	110.00	100.00	100.00	100.00
ELECTRIC BLUBS "0" WATTE LOCAL	EACH	20.00	27.50	20.00	20.00	20.00	25.00
ELECTRIC BLUB ENERGY SAVER 14 WATTS	EACH	165.00	175.00	150.00	175.00	170.00	175.00
WASHING SOAP 250 GMS SPECIFY BRAND NAME	EACH	40.00	40.00	35.00	40.00	40.00	40.00
SURF EXCEL 400 GMS POLY BAG	EACH	130.00	104.00	130.00	104.00	104.00	130.00
WASHING POWDER 1000 GRM	EACH	185.00	150.00	150.00	185.00	185.00	185.00
WASHING POWDER (WHEEL/ BONUS) 100 GRAMS	EACH	90.00	90.00	125.00	90.00	90.00	90.00
CLEANSER POWDER VIM 1000 GM	PKT.	83.33	83.33	75.00	83.33	83.33	83.30
FINIS 500 ML	BOTTLE	160.00	218.75	0.00	237.50	250.00	200.00
PHNYLE TYPHONE/FINIS/CARRANITE 3 LITRES	BOTTLE	145.00	150.00	170.00	165.00	160.00	160.00
HARPIC	BOTTLE	150.00	150.00	150.00	150.00	150.00	150.00
BOOT POLISH CHERRY/KIWI 50ML	EACH	125.00	105.00	105.00	125.00	105.00	105.00
ROBIN BLUE (35 GRAMS)	PKT.	55.00	55.00	55.00	55.00	50.00	50.00
TISSU PAPER PERFUMED 100 PCS.	PKT	110.00	105.00	135.00	110.00	120.00	110.00
TOILET PAPER ROLL (R.PETEL)	P/ROLL	40.00	37.50	40.00	40.00	40.00	40.00
BOOT POLISH LIQUID CHEERY BLOSSOM KIWI 75 ML	BOTTLE	150.00	150.00	160.00	150.00	150.00	150.00
MATCH BOX SMALL	EACH	3.00	2.50	2.00	2.50	2.00	2.00
DRY CELL 1.5 VOLT(LOCAL)	EACH	25.00	25.00	25.00	20.00	30.00	25.00
HAND STITCHING NEEDLE M.SIZE	PACKET	10.00	10.00	9.00	10.00	6.00	6.00
SEWING MACHINE NEEDLE (SINGER)	EACH	5.00	5.00	5.00	5.00	8.50	8.50
HOUSEHOLD SERVANT FEMALE P/T	P/MNTH	1500.00	3750.00	2500.00	2000.00	2000.00	1500.00
MARRIAGE HALL WITH FURNITURE	P/HEAD	125.00	170.00	60.00	95.00	105.00	90.00
SEPTRAN TABLETS	10TAB.	19.30	20.00	19.65	19.30	19.30	19.30
BRUFEN TABS 200-MG.	10TAB.	8.90	10.00	10.00	10.00	10.00	10.00
PANADOL TAB. EXTRA/PLAIN	10TAB.	12.00	12.00	12.00	12.00	12.00	12.00
DISPRIN TAB.	10TAB.	12.40	12.00	12.40	12.40	12.40	12.40
TRISIL TAB.	10 TAB	10.00	10.00	10.00	10.00	10.00	10.00
FLAGYL TAB. 200 MG.	10TAB.	10.00	11.20	10.00	10.00	10.00	10.00
VENTOLIN TAB. 2MG.	10TAB.	9.90	10.00	10.00	10.00	10.00	10.00
DAONIL TAB. 5 MG.	10TAB.	16.92	17.00	17.00	16.92	17.00	16.66

Contd.

### 7.11 Intercity Consumer Prices December, 2016

Description	Unit	Vehari	Sargodha	Mianwali	Bahawal-pur	Bahawal-nagar	R.Y. Khan
ENTOX TAB.	10TAB.	15.00	15.00	15.00	15.00	15.00	15.00
RENITEC TAB. 5 MG.	10TAB.	58.50	58.50	58.50	58.50	58.50	58.50
CAC. 1000 TAB	BOTTLE	124.44	122.00	122.00	124.48	124.22	124.22
AMOXIL CAPSOLE 250 MG.S	10CAP.	35.70	36.00	35.60	35.60	35.70	35.70
CALCIUM SYRUP SANDOZ	BOTTLE	64.00	64.00	64.00	64.00	64.00	64.00
LEDERPLEX SYRUP	BOTTLE	52.74	52.00	52.74	52.74	52.74	52.74
SANCOS SYRUP (50 ML.)	BOTTLE	30.00	30.00	30.00	30.00	30.00	30.00
PHENERGAN SYRUP 120 ML.	BOTTLE	33.00	33.00	33.00	33.00	33.00	33.00
CALPOL SYRUP 60 ML.	BOTTLE	28.00	28.00	28.00	28.00	28.40	28.00
HYDRYLLIN SYRUP 120 ML.	BOTTLE	69.00	69.00	69.00	69.00	69.00	69.00
POLYFAX EYE OINTMENT	TUBE	21.00	21.00	21.00	21.00	21.00	21.00
BETNESOL EYE DROPS	BOTTLE	33.89	33.89	33.89	33.89	33.89	33.87
EAR DROPS (CARDISPORINE) ***	BOTTLE	21.00	25.00	21.00	21.00	21.00	21.00
BETNOVATE-N OINTMENT 5 GMS	TUBE	16.67	17.00	16.00	16.68	16.00	16.00
BURNOL CREAM 30 GRM	TUBE	16.00	16.00	16.00	16.00	16.00	16.00
VICKS VAPORUB/BALM	BOTTLE	36.00	36.00	36.00	36.00	36.00	36.00
GLYCRINE SMALL BOTTLE	BOTTLE	20.00	20.00	25.00	20.00	25.00	14.00
JOUHAR JOSHANDA	PKT.	10.00	10.00	10.00	10.00	10.00	10.00
GALXOS-D (450 GRMS)	PKT.	157.50	157.50	140.00	157.50	157.50	157.50
GRIPE-WATER WOODWARDS	BOTTLE	55.00	55.00	55.00	55.00	55.00	55.00
SANIPLAST ONE PUTTY	EACH	1.40	2.00	2.00	2.00	1.50	1.50
O.R.S. (NIMCOL)	PKT.	18.00	19.00	17.00	18.00	17.00	18.00
DETTOL (MEDIUM)	BOTTLE	65.00	55.76	65.00	65.00	65.00	65.00
COTTON BANDAGE 2" - 4"	EACH	10.00	5.00	10.00	7.00	10.00	8.00
THERMOMETER CHINA	EACH	45.00	50.00	50.00	50.00	50.00	40.00
DOCTOR (MBBS) CLINIC FEE	P/PAT.	100.00	175.00	300.00	200.00	300.00	300.00
URINE TEST (DR) CHARGES	P/TEST	50.00	50.00	100.00	100.00	50.00	60.00
BLOOD TEST (CP) CHARGES	P/TEST	225.00	300.00	250.00	250.00	120.00	100.00
SUGAR TEST (RANDOM/FASTING BOTH) CHARGES	P/TEST	60.00	100.00	200.00	130.00	100.00	150.00
ECG CHARGES	P/TEST	200.00	225.00	225.00	250.00	150.00	150.00
X-RAY (CHEST) CHARGES	P/X-RAY	300.00	350.00	350.00	275.00	200.00	250.00
CAR SUZUKI 800 CC (W/O. A/C)	EACH	660000.00	660000.00	660000.00	660000.00	645000.00	640000.00
CAR SUZUKI 1000 CC	EACH	1149000.00	1050000.00	1050000.00	1149000.00	1044000.00	1070200.00
CAR TOYOTA 1300 CC	EACH	0.00	1665000.00	1441000.00	1659500.00	0.00	1620000.00
CAR HONDA CIVIC	EACH	0.00	2349000.00	0.00	0.00	2125000.00	2150000.00
MOTORCYCLE HONDA CD-70.	EACH	63500.00	63500.00	63500.00	63500.00	63500.00	63500.00
MOTORCYCLE YAMAHA 100CC.	EACH	79500.00	79500.00	79500.00	80500.00	84500.00	85000.00
MOTOR CYCLE HERO 70 CC	EACH	43000.00	42500.00	0.00	47500.00	50000.00	50000.00
BICYCLE WITH TYRES & TUBES	EACH	7200.00	7800.00	7500.00	7350.00	7800.00	7900.00
TYRE CAR WITH TUBE GENERAL	EACH	3700.00	2700.00	3200.00	3800.00	2500.00	2500.00
TYRE MOTOR CYCLE WITHOUT TUBE	EACH	875.00	875.00	1250.00	1125.00	1000.00	925.00
TYRE CYCLE SPECIFY BRAND NAME	EACH	355.00	350.00	350.00	350.00	350.00	350.00
TYRE CAR W/O TUBE	EACH	2650.00	3250.00	2800.00	3500.00	2500.00	2500.00
PETROL SUPER	LITRE	67.10	66.76	68.20	67.15	67.70	68.40
HIGH SPEED DIESEL HSD	LITRE	76.00	75.77	77.20	76.35	77.10	77.60
CNG	K.G.	67.50	67.50	0.00	67.50	67.50	67.50
GAS CYLINDER STAND. SIZE	EACH	1100.00	1100.00	1250.00	1100.00	1050.00	1200.00
MOTOR CYCLE SERVICE CHARGES	EACH	175.00	300.00	300.00	385.00	250.00	250.00
CAR SERVICE CHARGES	EACH	275.00	325.00	400.00	375.00	250.00	300.00
TYRE PUNCTURE CHARGES	EACH	50.00	80.00	100.00	70.00	90.00	60.00
CYCLE OVERHAULING CHARGES	EACH	195.00	325.00	350.00	200.00	300.00	150.00
CAR TAX FOR 800CC TO 1300CC	YEARLY	2650.00	2650.00	2650.00	2650.00	2650.00	2650.00
TRAIN FARE ECO. 1-100 KM.	P/KM.	0.68	0.68	0.68	0.68	0.00	0.68
TRAIN FARE ECO. 101-500 KM.	P/KM.	0.98	0.98	0.98	0.98	0.00	0.98
TRAIN FARE ECO. > 500 KM.	P/KM.	0.89	0.89	0.89	0.89	0.00	0.89
TRAIN FARE IST SLP. 1-100KM	P/KM.	2.10	2.10	2.10	2.10	0.00	2.10
TRAIN FARE IST SLP.101-500 KM	P/KM.	2.59	2.59	2.59	2.59	0.00	2.59
TRAIN FARE IST SLP. > 500 KM	P/KM.	1.99	1.99	1.99	1.99	0.00	1.99
TRAIN FARE A/C SLP. 1-100KM.	P/KM	5.76	5.76	5.76	5.76	0.00	5.76
TRAIN FARE A/C SLP.101-500KM	P/KM.	4.59	4.59	4.59	4.59	0.00	4.59
TRAIN FARE A/C SLP > 500KM.	P/KM	4.16	4.16	4.16	4.16	0.00	4.16

Contd.

### 7.11 Intercity Consumer Prices December, 2016

Description	Unit	Vehari	Sargodha	Mianwali	Bahawal- pur	Bahawal- nagar	R.Y. Khan
PLATFORM TICKET	EACH	10.00	10.00	10.00	10.00	0.00	10.00
AUTO RICKSHAW FARES	KM/MIN	35.00	50.00	60.00	80.00	50.00	40.00
FULL TONGA CHARGES	KM/MIN	0.00	0.00	75.00	70.00	0.00	0.00
TAXI 4 SEATER FARE	KM/MIN	50.00	50.00	50.00	60.00	100.00	90.00
BUS FARE MIN (WITHIN CITY)	TICKET	0.00	9.00	0.00	0.00	0.00	0.00
BUS FARE MAX (WITHIN CIT	TICKET	0.00	21.00	0.00	0.00	0.00	21.00
BUS FARE OUTSIDE CITY	P/KM.	0.86	0.86	0.86	0.86	0.86	0.86
A/C BUS FARE OUTSIDE CITY	P/KM.	1.37	2.00	1.20	1.51	1.00	1.33
MINIBUS FARE MIN.WITH IN CITY	TICKET	0.00	0.00	0.00	0.00	0.00	0.00
MINIBUS FARE MAX.WITH IN CITY	TICKET	0.00	0.00	0.00	0.00	0.00	0.00
SUZUKI FARE MIN.WITH IN CITY	TICKET	0.00	13.75	15.00	12.00	10.00	0.00
SUZUKI FARE MAXIMUM W.IN CITY	TICKET	0.00	15.00	25.00	18.00	25.00	0.00
AIR FARE ECONOMY CLASS.	P/KM.	0.00	19.26	0.00	19.26	0.00	0.00
POSTAL ENVELOPE DOMESTIC	EACH	8.00	8.00	8.00	8.00	8.00	8.00
ENVELOPE FOR SAUDI ARABIA	EACH	50.00	50.00	50.00	50.00	50.00	50.00
POSTAL REGISTRATION CHARGES	EACH	38.00	38.00	30.50	38.00	38.00	38.00
U.M.S. REG CHARGES MIN.	EACH	59.00	59.00	59.00	59.00	59.00	59.00
T.C.S. CH. MIN.WITH IN ZONE	EACH	160.00	150.00	160.00	160.00	160.00	150.00
TELEPHONE CHARGES LOCAL CALL	P/CALL	3.94	3.94	3.94	3.94	3.94	3.94
TEL CHARGES OUT SIDE CITY	P/CALL	3.94	3.94	3.94	3.94	3.94	3.94
INTERNET CHARGES	P/HOUR	50.00	40.00	45.00	50.00	27.50	27.50
MOBILE CELL CHARGES	P/UNIT	3.00	3.00	3.00	4.50	3.06	3.06
FAX CHARGES (LOCAL)	P/PAGE	20.00	20.00	15.00	15.00	20.00	10.00
TELEPHONE SET AV. QLTY	EACH	1275.00	900.00	525.00	1150.00	800.00	650.00
MOBILE SET NOKIA/SONY/ERICSON/SAMSUNG WITHOUT CAMERA	EACH	3155.00	2600.00	3200.00	5200.00	3650.00	3650.00
T.V. 20" COLORED WEGA H-A21.	EACH	19000.00	22000.00	23250.00	23800.00	18000.00	17500.00
T.V 20" COLOR CHINA/KORIA)	EACH	6650.00	6500.00	14250.00	15300.00	13000.00	12000.00
V.C.P. PANASONIC/LG/NAT	EACH	0.00	0.00	6500.00	5500.00	5000.00	0.00
DVD/VCD PLAYER PANASONIC/LG	EACH	4100.00	5750.00	4500.00	4950.00	5000.00	5500.00
RADIO WITH C.PLAYER NATIONAL	EACH	1500.00	4500.00	3000.00	2100.00	1800.00	1250.00
PERSONNEL COMPUTER (BRANDED)	EACH	45000.00	20000.00	43250.00	35000.00	65000.00	63000.00
VID. CASSETTE BLK. TDK/SONY	EACH	280.00	165.00	150.00	200.00	180.00	100.00
COM. C.D. (TDK/IMATION)	EACH	77.50	55.00	30.00	45.00	50.00	35.00
TAPE RECORDER CASSETTE BLANK	EACH	75.00	50.00	50.00	55.00	50.00	40.00
VIDEO GAME SEGA 16 BYTE	EACH	1200.00	0.00	1500.00	1650.00	1150.00	1150.00
CINEMA A/C. HIGH CLASS	TICKET	0.00	110.00	0.00	0.00	0.00	0.00
CINEMA NON-A/C HIGH CLASS	TICKET	0.00	0.00	0.00	35.00	0.00	30.00
CABLE CHARGES	P/MONTH	300.00	250.00	250.00	275.00	300.00	250.00
TV.LICENCE FEE DOMESTIC	YEARLY	420.00	420.00	420.00	420.00	420.00	420.00
ENGLISH BOOK CLASS V1	EACH	77.00	77.00	77.00	77.00	77.00	77.00
ENGLISH BOOK CLASS IX OR X	EACH	130.00	130.00	130.00	130.00	130.00	130.00
ENG. BOOK IST.YR COMPLETE SET	EACH	84.00	84.00	84.00	84.00	84.00	84.00
ENGLISH BOOK BA/B.SC	EACH	178.00	178.00	178.00	178.00	178.00	178.00
URDU BOOK CLASS V (T.B.BORD)	EACH	59.00	59.00	59.00	59.00	59.00	59.00
URDU BOOK CLASS IX/X(T.B.B)	EACH	139.00	139.00	139.00	139.00	139.00	139.00
URDU BOOK IST.YEAR/INTER	EACH	53.00	53.00	53.00	53.00	53.00	53.00
URDU BOOK BA/B.SC	EACH	140.00	140.00	140.00	140.00	140.00	140.00
MATHS BOOK CALSS V (T.B.B)	EACH	78.00	78.00	78.00	78.00	78.00	78.00
MATHS BOOK CLASS IX OR X	EACH	279.00	279.00	279.00	279.00	279.00	279.00
MATHS BOOK IST.YEAR (T.B.B)	EACH	156.00	156.00	156.00	156.00	156.00	156.00
PAKISTAN STUDIES BOOK BA/B.SC	EACH	125.00	125.00	125.00	125.00	125.00	125.00
DAILY "DAWN"	P/COPY	19.00	19.00	20.00	20.00	19.00	19.00
DAILY "JANG"	P/COPY	12.00	12.00	13.00	13.00	12.00	12.00
DAILY "NAWA-E-WAQT"	P/COPY	12.00	12.00	13.00	13.00	12.00	12.00
WEEKLY "AKHBAR-E-JAHAN"	P/COPY	55.00	55.00	55.00	55.00	55.00	55.00
WEEKLY "MAG"	P/COPY	45.00	45.00	45.00	45.00	50.00	45.00
MONTHLY "NAUNEHAL DIGEST"	P/COPY	35.00	35.00	35.00	35.00	35.00	35.00
PAPER FOOLSCAPE (27"x17")	QUIRE	50.00	60.00	45.00	27.50	50.00	50.00
EXERCISE.BOOK LINED 80/100 PGS	EACH	50.00	60.00	45.00	70.00	70.00	70.00
PENCILGOLDFISH/DEER	EACH	6.50	6.50	7.00	5.00	7.50	7.00
PEN INK DOLLOR 57 ML BOTTLE	EACH	20.00	25.00	20.00	20.00	20.00	25.00

Contd.

### 7.11 Intercity Consumer Prices December, 2016

Description	Unit	Vehari	Sargodha	Mianwali	Bahawal- pur	Bahawal- nagar	R.Y. Khan
PHOTOSTATE PAPER 70 GM	PRT	310.00	350.00	330.00	280.00	350.00	360.00
BALL PEN (local)	EACH	5.00	7.00	7.00	5.00	8.00	8.00
FOUNTAIN PEN HERO/WINGS/CHINA	EACH	50.00	50.00	50.00	45.00	50.00	50.00
PRIVATE SCHOOL FEE ENGLISH MEDIUM AVERAGE STANDARD (CLASS I)	P/MONTH	1225.00	1100.00	1200.00	3342.50	1250.00	1500.00
PRIVATE SCHOOL FEE ENGLISH MEDIUM AVERAGE STANDARD (CLASS V)	P/MONTH	1287.50	1500.00	1600.00	3342.50	1262.50	2000.00
PRIVATE SCHOOL FEE ENGLISH MEDIUM AVERAGE STANDARD (CLASS VI)	P/MONTH	1350.00	1650.00	2000.00	3392.50	1350.00	2200.00
PRIVATE SCHOOL FEE ENGLISH MEDIUM AVERAGE STANDARD (CLASS X)	P/MONTH	1537.50	2250.00	2420.00	3517.50	1850.00	2500.00
PRIVATE MEDICLE COLLEGE FEE MBBS (1ST YEAR)	P/MONTH	0.00	0.00	0.00	0.00	0.00	0.00
PRIVATE ENGINEERING COLLEGE FEE (ISTR YEAR)	P/MONTH	0.00	0.00	14800.00	0.00	0.00	0.00
GOVT. COLLEGE FEE 1ST. YEAR	MONTH	50.00	50.00	60.00	50.00	50.00	50.00
GOVT. COLLEGE FEE 4TH. YEAR	MONTH	60.00	60.00	70.00	60.00	60.00	60.00
GOVT. UNIVERSITY FEE MSC.	MONTH	183.33	1500.00	1866.00	1166.67	120.00	120.00
GOVT. MED. COLLEGE FEE MBBS	MONTH	0.00	1500.00	0.00	1250.00	0.00	1050.00
GOVT. ENGG. COLL. FEE I YEAR	MONTH	0.00	600.00	0.00	2166.67	0.00	500.00
COACHING FEE FOR CLASS IX/X	P/MONTH	1800.00	550.00	2500.00	1500.00	1100.00	1000.00
COACHING CHARGES FOR CLASS 1ST YEAR/INTER (SCIENCE)	P/MONTH	1800.00	900.00	2800.00	1750.00	1500.00	1200.00
COACHING CHARGES FOR CLASS 1ST YEAR/INTER (COMMERCE)	P/MONTH	2500.00	600.00	1000.00	1500.00	1500.00	1000.00
I.T. TUITION FEES	P/MONTH	3150.00	1166.00	0.00	2417.00	0.00	2000.00
MBA TUITION FEES	P/MONTH	3150.00	1916.66	0.00	3300.00	0.00	6670.00
BREAD TANDOORI ST. SIZE	EACH	5.00	6.50	7.00	5.00	7.00	6.00
COOKED MUTTON (AV. HOTEL)	PLATE	150.00	350.00	140.00	125.00	150.00	150.00
COOKED BEEF (AV. HOTEL)	PLATE	115.00	110.00	120.00	70.00	120.00	70.00
COOKED DAL (AV. HOTEL)	PLATE	50.00	45.00	50.00	50.00	40.00	55.00
CHICKEN BIRYANI FULL/DOUBLE	PLATE	155.00	120.00	170.00	125.00	150.00	120.00
TEA PREPARED (ORDINARY)	CUP	20.00	20.00	20.00	15.00	20.00	20.00
HAIRCUT CHARGES FOR MEN	P/CUT	90.00	90.00	50.00	95.00	60.00	60.00
BEAUTY PORL HAIR STYL CHARGE	P/STY.	250.00	275.00	250.00	390.00	300.00	300.00
SHAVING CHARGES	PER SHV	45.00	55.00	40.00	50.00	30.00	30.00
LIPSTICK S.MISS/MEDORA	EACH	120.00	110.00	120.00	90.00	120.00	120.00
NAIL POLISH S.MISS/MEDORA	EACH	75.00	115.00	95.00	95.00	60.00	60.00
PERFUME MED.SIZE MEDORA/BROACH	EACH	200.00	200.00	120.00	200.00	200.00	200.00
HAIR-OIL AMLA/CHAMBELI	BOTTLE	120.00	120.00	110.00	120.00	120.00	120.00
TOILET SOAP LUX 95 GRAMS	EACH	32.00	33.00	32.00	34.70	34.70	35.15
TOILET SOAP LIFEBOUY 140 GRM	EACH	37.00	37.00	37.00	37.00	37.00	37.00
TOILET SOAP SAFEGUARD BATH SIZE	EACH	48.00	48.00	48.00	48.00	48.00	48.00
TOOTHPASTE MACKLINES 70 GRM	EACH	50.00	50.00	50.00	50.00	50.00	50.00
TOOTHPAST MED SIZE CLGATE 70 GMS	EACH	65.00	65.00	40.00	60.67	65.00	65.00
TOOTHBRUSH SHEILD A/PLAUQUE	EACH	45.00	40.00	50.00	25.00	35.00	25.00
TOOTHPOWDER DENTONIC 90 GRM	EACH	32.00	32.00	25.00	32.00	32.00	28.00
HAIR-COLOUR BEGIN (6 GMS)	EACH	110.00	105.00	105.00	110.00	105.00	105.00
HAIR COLOUR (KALAKOLA)	BOTTLE	130.00	130.00	120.00	130.00	130.00	130.00
FACECREAM PONDS (MEDIUM)	EACH	120.00	235.00	120.00	120.00	120.00	120.00
TALC POWDER VICE ROAY,B.CAT	EACH	152.50	150.00	145.00	145.00	150.00	160.00
BLADE TREET ORDINARY 10'S	PKT.	30.00	40.00	40.00	30.00	35.00	30.00
BLADE 7-O-CLOCK STAIN. 5'S	PKT.	30.00	30.00	35.00	35.00	35.00	30.00
SHAMPOO SUNSILK/PAINTIN 100 ML	BOTTLE	99.00	110.00	99.00	110.00	111.00	111.00
BEAUTY CREAM (FAIR & LOVELY)	EACH	185.00	185.00	175.00	185.00	185.00	185.00
HAIR REMOVING CREAM (EU-CREAM)	TUBE	70.00	65.00	70.00	65.00	65.00	60.00
GEL MEDIUM SIZE	BOTTLE	60.00	120.00	200.00	100.00	135.00	120.00
DISPOSABLE RAZOR GILLET-II	EACH	45.00	40.00	45.00	40.00	45.00	42.00
SHAVING CREAM TOUCH-ME/ADM.	EACH	70.00	65.00	65.00	70.00	65.00	70.00
GOLD TEZABI 24 CT	10 GM.	42095.00	43038.41	42800.00	42679.00	42353.00	42593.00
SILVER TEZABI 24 CT	10 GM.	651.00	650.00	610.00	600.00	643.00	651.00
ARTIFICIAL JEWELLARY SET	SET	637.50	650.00	1000.00	725.00	1000.00	300.00
WRIST WATCH GENTS CITIZEN (ORIGINAL) ***	EACH	3500.00	7000.00	4100.00	7800.00	3200.00	3200.00
WRIST WATCH LADIES CITIZEN (ORIGINAL) ***	EACH	3500.00	7000.00	4100.00	7600.00	3200.00	3200.00
WALL CLOCK QUARTZ AV.QLTY	EACH	662.50	750.00	600.00	1100.00	600.00	800.00
SUITCASE REXIN (24"x16"x6")	EACH	945.00	2000.00	1700.00	1600.00	1800.00	1500.00
TRUNK MEDIUM SIZE ***	EACH	943.75	1900.00	2000.00	1800.00	1400.00	1400.00
PURSE LADIES (LEATHER) AVERAGE QUALITY	EACH	660.00	650.00	700.00	1100.00	1300.00	1200.00

### 7.11 Intercity Consumer Prices December, 2016

Description	Unit	Karachi	Hyder- abad	Nawab- shah	Mirpur- khas	Mithi	Sukkar	Larkana	Dadu
WHEAT	10 KG.	365.00	340.00	347.50	332.50	332.50	337.50	320.00	370.00
WHEAT FLOUR FINE/SUPERIOR.	KG.	49.00	47.00	46.25	49.00	49.00	40.00	45.00	43.00
WHEAT FLOUR AVG. QLTY	KG.	43.15	42.00	38.75	38.00	38.50	39.00	40.00	38.00
WHEAT FLOUR BAG	10 KG.	443.46	415.00	367.00	380.00	395.00	380.00	370.00	430.00
MAIDA	KG.	52.50	50.00	51.25	50.00	51.00	65.00	45.00	50.00
SUJI	KG.	54.42	50.00	48.75	50.00	49.00	60.00	47.00	50.00
BESAN AV. QLTY.	KG.	177.69	180.00	160.00	170.00	105.00	160.00	160.00	160.00
RICE BASMATI SUP. QLTY.	KG.	152.31	130.00	110.00	105.00	105.00	140.00	100.00	120.00
RICE BASMATI 385/386	KG.	82.21	70.00	80.00	60.00	62.50	65.00	65.00	60.00
RICE BASMATI BROKEN AV.QLTY	KG.	69.62	72.50	90.50	50.00	47.50	65.00	65.00	40.00
RICE IRR1-6 (SINDH/PUNJAB)	KG.	44.08	40.00	51.25	38.00	39.00	52.50	36.00	30.00
VERMICELLI	KG.	85.48	80.00	82.50	85.00	85.00	80.00	70.00	100.00
BREAD PLAIN MEDIUM SIZE	EACH	45.00	44.00	47.50	45.00	45.00	50.00	45.00	50.00
RUSK (PAPAY)	KG.	188.27	175.00	197.50	140.00	150.00	230.00	250.00	280.00
BISCUITS-PACKED	PKT	40.00	35.00	35.00	35.00	35.00	35.00	37.50	40.00
BISCUIT-BAKERY (LOOSE)	250 GM	87.12	77.50	90.00	50.00	50.00	60.00	130.00	60.00
CORNFLAKS FAUJI 225 GM.	PKT	171.00	171.00	198.00	180.00	180.00	176.00	210.00	162.00
SAMOSHA (VEGATABLE)	EACH	12.87	10.00	7.25	12.00	9.00	11.00	15.00	15.00
PASTRY AV.QLTY.	EACH	25.19	22.50	20.00	15.00	11.00	12.50	37.50	20.00
PATTIES (VEGATABLES)	EACH	17.65	10.50	10.00	15.00	11.00	12.50	30.00	10.00
NIMCO	250 GM	88.46	70.00	88.75	60.00	60.00	70.00	83.33	70.00
CHIPS	250 GM	97.31	80.00	100.00	60.00	60.00	75.00	100.00	70.00
BEEF WITH BONE AV.QLTY.	KG	375.00	310.00	350.00	240.00	0.00	310.00	310.00	300.00
MUTTON AV.QLTY.	KG	677.12	618.75	595.00	600.00	550.00	590.00	600.00	600.00
CHICKEN FARM BROILER (LIVE)	KG	143.77	132.50	207.50	140.00	160.00	160.00	140.00	170.00
FISH-RAHU MEDIUM SIZE	KG	325.38	253.13	300.00	300.00	325.00	320.00	275.00	300.00
MILK FRESH (UNBOILED)	LTR.	82.77	80.00	90.00	75.00	65.00	80.00	80.00	90.00
CURD	KG.	120.00	106.00	108.75	90.00	80.00	95.00	95.00	100.00
MILK TETRA PACK 1/2 LTR.	PKT.	60.00	60.00	58.75	60.00	60.00	60.00	60.00	60.00
LACTOGEN 400 GRAMS	PKT.	425.00	425.00	420.00	420.00	427.50	430.00	425.00	430.00
POWDER MILK NIDO 400GM.	PKT	389.74	379.48	370.00	360.00	360.00	380.00	389.74	380.00
MILK POWDER LOOSE/PACKED	KG.	506.54	562.50	560.00	500.00	500.00	480.00	712.50	370.00
BUTTER LOCAL PACKED	50 GM.	25.92	25.00	38.00	32.50	25.00	27.50	28.00	30.00
EGGS FARM	DOZ	126.00	122.50	97.50	130.00	150.00	140.00	125.00	120.00
MUSTARD OIL AV.QLTY.	KG.	167.98	142.50	157.50	135.00	137.50	137.50	190.00	160.00
COOKING OIL (DALDA)	2.5LTR	468.00	469.00	440.00	470.00	470.00	468.00	455.00	450.00
COOKING OIL (PAKWAN) OTHER BRAND SPECIFY	2.5 LTR	435.00	345.00	355.00	400.00	410.00	468.00	346.66	400.00
VEGETABLE GHEE TIN	2.5KG.	453.00	452.00	460.00	450.00	460.00	453.00	440.00	450.00
VEGETABLE GHEE (LOOSE)	KG.	144.52	150.00	155.00	160.00	160.00	145.00	130.00	120.00
DATES AV.QLTY.	KG.	233.46	115.00	150.00	90.00	75.00	175.00	225.00	200.00
PISTACHIO AV.QLTY.	50 GM.	145.00	120.00	107.50	70.00	77.50	150.00	117.50	120.00
ALMONDS WHOLE AV.QLTY.	KG.	815.38	600.00	1200.00	700.00	725.00	850.00	1000.00	800.00
COCONUT DRY AV.QLTY.	KG.	324.23	300.00	242.50	270.00	275.00	300.00	320.00	280.00
RAISINS AV.QLTY.	50 GM.	27.50	20.00	23.75	20.00	20.00	25.00	20.00	20.00
GROUNDNUTS (WITH SHELL)	KG.	279.23	160.00	140.00	160.00	165.00	240.00	160.00	170.00
MALTA/MOSAMBI	DOZ	133.46	130.00	230.00	155.00	165.00	140.00	80.00	300.00
KINNU	DOZ	122.31	75.00	160.00	95.00	82.50	130.00	100.00	0.00
APPLE	KG	123.65	72.50	112.50	85.00	95.00	100.00	110.00	150.00
ALOO BUKHARA	KG	0.00	0.00	0.00	0.00	0.00	0.00	0.00	0.00
POMEGRANATE (ANNAR)	KG	155.00	152.50	157.50	140.00	160.00	200.00	190.00	240.00
GRAPES	KG	0.00	0.00	0.00	0.00	0.00	0.00	0.00	0.00
BANANAS	DOZ	59.62	41.88	37.50	45.00	45.00	52.50	60.00	40.00
MANGO KALMI	KG	0.00	0.00	0.00	0.00	0.00	0.00	0.00	0.00
GUAVA	KG	71.92	53.75	0.00	55.00	45.00	50.00	50.00	40.00
WATERMELON (TURBOOZ)	KG	0.00	0.00	0.00	0.00	0.00	0.00	0.00	0.00
MUSKMELON (KHARBOOZA)	KG	0.00	0.00	0.00	0.00	0.00	0.00	0.00	0.00
SWEETMELON (GARMA)	KG	0.00	0.00	0.00	0.00	0.00	0.00	0.00	0.00
PULSE MASOOR (WHOLE)	KG.	141.15	101.25	140.00	110.00	115.00	130.00	110.00	120.00
PULSE MASOOR (WASHED)	KG.	140.00	124.38	152.50	120.00	127.50	135.00	129.00	140.00
PULSE MOONG (WASHED)	KG.	136.73	128.75	157.50	145.00	145.00	145.00	150.00	160.00
PULSE MASH (WASHED)	KG.	186.63	167.50	260.00	195.00	200.00	230.00	200.00	240.00

Contd.



### 7.11 Intercity Consumer Prices December, 2016

Description	Unit	Karachi	Hyder- abad	Nawab- shah	Mirpur- khas	Mithi	Sukkar	Larkana	Dadu
PULSE GRAM	KG.	171.92	180.00	127.50	165.00	160.00	175.00	165.00	160.00
GRAM WHOLE BLACK AV QLTY.	KG.	157.31	140.00	70.00	147.50	142.50	160.00	159.00	90.00
GRAM WHOLE YELLOW AV.QLTY	KG.	187.31	183.75	122.50	250.00	245.00	190.00	225.00	160.00
BEANS (LAL LOBIA)	KG.	143.46	115.00	118.75	102.50	112.50	155.00	120.00	160.00
POTATOES	KG	32.69	33.75	26.25	30.00	30.00	27.50	30.00	25.00
ONION	KG	27.69	21.88	26.25	17.50	17.50	20.00	30.00	15.00
TURNIP	KG	51.92	50.38	28.75	40.00	45.00	20.00	30.00	20.00
RADISH	KG	35.38	23.13	37.50	35.00	22.50	20.00	30.00	40.00
TOMATOES	KG	38.85	35.00	41.25	30.00	35.00	35.00	80.00	40.00
CABBAGE	KG	47.88	43.13	41.25	40.00	37.50	50.00	75.00	50.00
CAULIFLOWER	KG	57.50	46.25	52.50	30.00	35.00	40.00	35.00	30.00
BRINJAL	KG	40.38	34.38	28.75	20.00	22.50	20.00	29.00	20.00
PUMPKIN	KG	0.00	0.00	0.00	0.00	0.00	0.00	0.00	0.00
BOTTLEGOURD	KG	0.00	0.00	0.00	0.00	0.00	0.00	0.00	0.00
LADY FINGER	KG	0.00	0.00	0.00	0.00	0.00	0.00	0.00	0.00
PEAS	KG	121.15	87.50	82.50	90.00	80.00	80.00	120.00	80.00
SPINACH	KG	28.27	30.00	37.50	35.00	37.50	20.00	22.50	20.00
TINDA	KG	0.00	0.00	0.00	0.00	0.00	0.00	0.00	0.00
TURAI	KG	0.00	0.00	0.00	0.00	0.00	0.00	0.00	0.00
KARAILA	KG	0.00	0.00	0.00	0.00	0.00	0.00	0.00	0.00
ARVI	KG	0.00	0.00	0.00	0.00	0.00	0.00	0.00	0.00
CHILLIES GREEN	KG	75.00	40.00	62.50	55.00	55.00	40.00	75.00	40.00
CARROT	KG	44.23	37.50	32.50	35.00	35.00	40.00	60.00	40.00
COCUMBER (KHEERA)	KG	36.15	32.50	81.25	55.00	45.00	40.00	40.00	30.00
LEMON	250GM	51.35	40.00	42.50	37.50	37.50	30.00	27.50	30.00
SUGAR REFINED	KG.	63.65	62.50	65.50	61.00	61.00	62.00	60.00	60.00
GUR AV.QLTY	KG.	94.23	80.00	67.50	80.00	77.50	70.00	82.50	80.00
HONEY LANGANESE 500 GM.	BOTTLE	808.65	800.00	830.00	740.00	740.00	750.00	830.00	800.00
MILO 200 GM.	BOTTLE	210.00	215.00	180.00	209.00	190.00	206.00	225.00	200.00
CUSTARD POWDER RAFHAN 300 GM.	PKT	75.00	75.00	75.00	85.00	85.00	80.00	80.00	80.00
TOFFEE (HILAL)	EACH	1.00	1.00	1.00	1.00	1.00	1.00	2.00	1.00
CHOWKELATE CANDY (SMALL SIZE)	EACH	5.00	5.00	10.00	5.00	5.00	5.00	5.00	5.00
SWEETMEAT (MIXED)	KG	491.35	380.00	385.00	325.00	290.00	380.00	480.00	400.00
ICE CREAM WALLS	CUP.	40.00	40.00	41.25	40.00	40.00	40.00	45.00	40.00
ICE	KG	10.00	10.00	20.00	10.00	10.00	9.00	17.50	10.00
JAM AHMED/MITCHELLES	BOTTLE	130.00	130.00	130.00	140.00	140.00	130.00	137.50	130.00
SQUASH-MITCHELLES	BOTTLE	165.00	160.00	140.00	160.00	160.00	150.00	155.00	150.00
ROOH AFZA	BOTTLE	160.00	170.00	160.00	160.00	160.00	170.00	150.00	160.00
JAM-E-SHIREEN	BOTTLE	170.00	170.00	150.00	160.00	160.00	170.00	165.00	160.00
SAUNF	50 GM	22.58	20.00	21.25	10.00	12.00	20.00	20.00	20.00
CINAMON LOOSE AV. QLTY	50 GM.	32.50	25.00	40.00	20.00	20.00	30.00	20.00	20.00
CUMINSEED WHITE NATIONAL	50 GM.	52.00	52.00	53.75	50.00	50.00	52.00	55.00	54.00
PEPPER BLACK NATIONAL	50 GM.	110.00	105.00	96.00	110.00	110.00	110.00	110.00	100.00
CLOVES LOOSE AV.QLTY	50 GM.	78.37	90.00	87.50	63.75	62.50	80.00	80.00	90.00
CARDAMOM LARGE LOOSE AV.QLTY	50 GM.	175.00	120.00	160.00	120.00	180.00	150.00	150.00	90.00
CARDAMOM SMALL AV.QLTY	50 GM.	84.04	80.00	92.50	70.00	72.50	80.00	100.00	70.00
SALT-POWDERED (LAHORI) LOOSE	KG.	12.00	10.00	13.50	10.00	10.00	10.00	10.00	10.00
SALT POWDERED (NATIONAL/SHAN)	PKT	25.00	25.00	28.00	25.00	25.00	25.00	25.00	25.00
CHILLIES POWD.NATIONAL 200GM	PKT	105.00	105.00	105.00	105.00	105.00	105.00	105.00	105.00
CHILLIES POWDER LOOS	KG.	312.31	283.75	242.50	190.00	185.00	265.00	260.00	270.00
CORRIANDER SEED POWD.NATIONAL	PKT	104.00	104.00	104.00	104.00	104.00	104.00	105.00	104.00
CORRIANDER SEED (LOOSE)	KG.	267.50	200.00	257.50	170.00	175.00	240.00	245.00	240.00
TURMERIC POWD.NATIONAL 50GM	PKT.	35.00	35.00	35.00	35.00	35.00	35.00	35.00	35.00
CURRY POWD. NATIONAL 200 GM	PKT.	86.00	87.00	86.00	86.00	86.00	87.00	86.00	86.00
TOMATO KETCHUP AHMED/MITCHL	BOTTLE	80.00	75.00	70.00	85.00	85.00	90.00	120.00	90.00
PICKLES AHMED/MITCHELLES	BOTTLE	120.00	105.00	104.00	90.00	90.00	115.00	120.00	125.00
VINEGAR SYNTHETIC (SIRKA)	BOTTLE	70.00	60.00	90.00	65.00	65.00	80.00	90.00	85.00
GARLIC	KG	280.00	292.50	255.00	290.00	290.00	280.00	280.00	300.00
GINGER	KG	139.23	200.00	152.50	150.00	155.00	140.00	140.00	200.00
TAPAL DANEDAR TEA 200GM PACKET	PKT	178.95	157.89	176.00	155.00	150.00	178.94	155.78	158.00
TEA LIPTON YELLOW LABEL 200GM.	PKT.	178.95	179.95	180.00	150.00	150.00	178.94	178.94	158.00

Contd.

### 7.11 Intercity Consumer Prices December, 2016

Description	Unit	Karachi	Hyder- abad	Nawab- shah	Mirpur- khas	Mithi	Sukkar	Larkana	Dadu
TEA LOOSE KENYA AV.QLTY 250GM.	PKT.	149.23	140.00	157.50	150.00	175.00	130.00	127.50	135.00
COFFEE-NESCAFE 75 GM. **	BOTTLE	350.00	350.00	320.00	300.00	300.00	320.00	350.00	360.00
COLD DRINK (STANDARD SIZ)	BOTTLE	25.00	25.00	25.00	25.00	25.00	25.00	25.00	25.00
FRUIT JUICE TETRA PACK	PKT.	18.23	20.00	20.00	15.00	15.00	15.00	20.00	20.00
MINERAL WATER NESTLE 1.5 LTR	BOTTLE	50.00	50.00	50.00	50.00	50.00	47.50	45.00	50.00
CIGARETTES K-2 10'S **	PKT	65.00	65.00	60.00	65.00	65.00	65.00	62.00	60.00
CIGARETTES CAPSTAN 10'S **	PKT	75.00	75.00	75.00	70.00	70.00	72.00	67.00	70.00
CIGARETTES GOLD LEAF 20'S	PKT	135.00	140.00	140.00	140.00	140.00	130.00	125.00	130.00
CIGARETTES MORVEN GOLD 20'S	PKT	75.00	75.00	70.00	70.00	70.00	72.00	67.00	70.00
BETEL LEAVES	50GM.	91.15	80.00	72.50	60.00	65.00	86.25	85.00	100.00
BETEL NUTS	KG.	292.31	275.00	320.00	400.00	390.00	400.00	300.00	350.00
LONG CLOTH 57" GUL AHMED/AL-KARAM	METER	180.38	225.00	300.00	170.00	170.00	250.00	200.00	230.00
SHIRTING AV.QLTY.	METER	162.31	140.00	205.00	100.00	95.00	120.00	150.00	130.00
PANT CLOTH W & WEAR AV.QLTY	METER	384.90	387.50	450.00	300.00	300.00	600.00	350.00	300.00
LAWN PRINTED GUL AHMED/AL-KARAM	METER	415.00	240.00	400.00	270.00	275.00	375.00	333.00	230.00
GEORGETTE AV.QLTY	METER	114.71	110.00	225.00	145.00	145.00	150.00	130.00	100.00
LINEN AV.QLTY ***	METER	159.23	130.00	150.00	165.00	175.00	140.00	175.00	110.00
HEAVY WT SUITING LAWERNCPUR AVG QLTY	METER	2200.00	1500.00	1400.00	1400.00	1400.00	1250.00	1100.00	900.00
HEAVY WT SUITING LAWERNCPUR SUP QLTY	METER	2700.00	2500.00	2300.00	1400.00	1500.00	1500.00	1300.00	1300.00
TROPICAL SUITING LAW.PUR	METER	1600.00	1300.00	926.00	900.00	900.00	1000.00	900.00	750.00
PANT BOY 24"/26" LENGTH.	EACH	635.58	420.00	900.00	400.00	350.00	425.00	450.00	600.00
SHIRT BOY 24"/26" LENGTH	EACH	485.58	375.00	800.00	300.00	300.00	450.00	415.00	450.00
SCHOOL UNI. PANT,SHIRT BOYS	SUIT	776.92	683.33	937.50	700.00	700.00	650.00	700.00	590.00
SCHOOL UNI. KAMEEZ,SHAL.BOYS	SUIT	619.23	633.33	850.00	600.00	600.00	650.00	700.00	475.00
SCHOOL UNI. KAMEEZ,SHAL.GIRL	SUIT	676.92	562.50	900.00	700.00	725.00	650.00	700.00	560.00
FROCK W/WEAR GIRLS	EACH	1321.15	1200.00	900.00	600.00	500.00	900.00	600.00	800.00
AWAMI-SUIT W & W(BOY) 24"/26	SUIT	1030.77	800.00	1037.50	800.00	750.00	900.00	1000.00	690.00
AWAMI-SUIT W&W (GENTS)AV.QLTY	SUIT	1811.54	1400.00	1600.00	1200.00	1000.00	1000.00	1000.00	960.00
PULLOVER GENTS OXFORD/BON.	EACH	3180.00	3100.00	3200.00	2000.00	2000.00	2200.00	3000.00	2800.00
PULLOVER LADIES OXFORD/BON.	EACH	3120.00	3000.00	3000.00	1800.00	1800.00	2000.00	2300.00	2300.00
PULLOVER (GENTS) OTHERS A.QTY	EACH	976.92	900.00	1575.00	600.00	700.00	800.00	800.00	600.00
SECOND-HAND COAT FOR MEN	EACH	452.88	300.00	262.50	500.00	550.00	400.00	375.00	300.00
SECONDHAND SWEETER FOR MEN DUP QLTY	EACH	298.65	140.00	412.50	370.00	350.00	225.00	275.00	250.00
SECONDHAND WINTER JACKET	EACH	501.92	225.00	462.50	280.00	300.00	400.00	375.00	250.00
UNDERWEAR AV.QLTY MEDIUM SIZE	EACH	180.00	76.88	180.00	80.00	77.50	110.00	150.00	60.00
VEST FOR MEN AV.QLTY.	EACH	184.62	95.00	117.50	80.00	70.00	110.00	150.00	100.00
VEST/SHAMEEZ (WOMEN) AVG. QLTY	EACH	146.54	150.00	350.00	75.00	72.50	120.00	150.00	140.00
SOCKS NYLON (PAKISTANI)	PAIR	76.54	80.00	110.00	80.00	52.50	90.00	87.50	50.00
BRASSIER AV.QLTY.	EACH	185.96	111.25	250.00	137.50	82.50	135.00	180.00	100.00
BRASSIER SUP QLTY	EACH	338.85	200.00	400.00	365.00	365.00	300.00	280.00	200.00
DOPATTA GEORGETTE AV.QLTY.	EACH	243.08	200.00	350.00	325.00	310.00	225.00	300.00	250.00
DOPATTA COTTON AV QLTY	EACH	265.38	150.00	300.00	225.00	260.00	175.00	250.00	200.00
CHADDAR (W/WEAR) (2x2.5 MTR)	EACH	515.38	312.50	1000.00	350.00	350.00	275.00	520.00	350.00
LUNGI/DHOTI(COTTON) AVG. QLTY	EACH	320.19	287.50	300.00	350.00	310.00	250.00	480.00	250.00
HANDKERCHIEF AVG. QLTY PAK	EACH	53.08	30.00	60.00	42.50	45.00	50.00	50.00	50.00
HANDKERCHIEF SUP. QLTY PAK	EACH	86.15	60.00	120.00	65.00	60.00	80.00	100.00	120.00
GLOVES AV QLTY	PAIR	57.69	60.00	82.50	75.00	65.00	90.00	55.00	130.00
AZARBAND COTTON AVG. QLTY	EACH	15.00	11.00	23.75	11.00	9.00	20.00	30.00	15.00
SEWING THREAD/REEL(ASLI PARI)	EACH	7.00	6.00	7.00	10.00	10.00	7.00	7.00	8.00
WASHING CHARGES PAINT & SHIRT	SUIT	73.08	105.00	50.00	60.00	50.00	65.00	100.00	50.00
DRY CLEANING SUIT COAT PANT	SUIT	319.23	263.33	150.00	200.00	200.00	300.00	285.00	160.00
WASHING CH. (KAMIZ-SHALWAR)	PAIR	73.46	75.00	80.00	50.00	50.00	50.00	65.00	30.00
TAILORING SHIRT	EACH	454.81	356.25	450.00	200.00	250.00	500.00	375.00	350.00
TAILORING CHARGES PANT (MEN)	EACH	738.46	696.88	500.00	250.00	250.00	700.00	550.00	600.00
TAILORING COAT-PANT SUIT	SUIT	5288.46	3450.00	4000.00	3000.00	3000.00	5000.00	3500.00	3200.00
TAILORING AWAMI-SUIT (MALE)	SUIT	644.23	646.88	600.00	400.00	300.00	600.00	750.00	500.00
TAILORING SUIT FEMALE	SUIT	709.62	456.25	500.00	400.00	300.00	600.00	750.00	250.00
GENTS SHOES PAUL BATA	PAIR	1199.00	1199.00	1199.00	1199.00	1199.00	1199.00	1199.00	1199.00
GENTS SANDAL BATA	PAIR	699.00	699.00	699.00	699.00	699.00	699.00	699.00	699.00
GENTS SPOUNG CHAPPAL BATA	PAIR	179.00	179.00	179.00	179.00	179.00	179.00	179.00	179.00
LADIES SANDAL BATA	PAIR	499.00	499.00	499.00	499.00	499.00	499.00	499.00	499.00

Contd.

### 7.11 Intercity Consumer Prices December, 2016

Description	Unit	Karachi	Hyder- abad	Nawab- shah	Mirpur- khas	Mithi	Sukkar	Larkana	Dadu
LADIES SPOUNG CHAPPAL BATA	PAIR	179.00	179.00	179.00	179.00	179.00	179.00	179.00	179.00
CHILD SHOE POWER LITE BATA	PAIR	599.00	599.00	599.00	599.00	599.00	599.00	599.00	599.00
GENTS SHOE, ART 1109 SERVICE	PAIR	999.00	999.00	999.00	999.00	999.00	999.00	999.00	999.00
NYLON JOGGER 27 SIZE 2-5 ***	PAIR	1299.00	1299.00	1299.00	1299.00	1299.00	1299.00	1299.00	1299.00
CHINA FOOT WEAR AV. QLTY (MALE) *	PAIR	780.77	550.00	600.00	450.00	400.00	562.50	750.00	800.00
CHINA FOOT WEAR AV. QLTY (FEMALE) *	PAIR	763.46	400.00	400.00	250.00	240.00	487.50	300.00	450.00
CHINA FOOT WEAR AV. QLTY (CHILDREN) *	PAIR	630.77	400.00	380.00	200.00	220.00	425.00	300.00	591.00
SHOE REPAIR HALF SOLE	PAIR	135.38	80.00	80.00	70.00	50.00	65.00	180.00	50.00
SHOES POLISH CHARGES AVERAGE SHOP	PAIR	22.12	20.00	20.00	12.50	10.00	17.50	20.00	10.00
HOUSE RENT (combined)	MONTH	10782.00	5735.00	3545.00	4761.00	3382.00	5824.00	4500.00	3343.00
rent 2	pm	10782.00	5735.00	3545.00	4761.00	3382.00	5824.00	4500.00	3343.00
RENT3	PM	10782.00	5735.00	3545.00	4761.00	3382.00	5824.00	4500.00	3343.00
RENT4	PM	10782.00	5735.00	3545.00	4761.00	3382.00	5824.00	4500.00	3343.00
RENT5	PM	10782.00	5735.00	3545.00	4761.00	3382.00	5824.00	4500.00	3343.00
RENT6	PM	10782.00	5735.00	3545.00	4761.00	3382.00	5824.00	4500.00	3343.00
SYNTHETIC ENEMAL ROBIALAC BALTI 3.64 LTR.	EACH	1880.00	1609.50	1600.00	1850.00	1850.00	1900.00	2100.00	1650.00
SYNTHETIC ENEMAL ICI BALTI 3.64 LTR.	EACH	1880.00	2070.00	1890.00	1850.00	1850.00	1900.00	2000.00	1700.00
CEMENT (LOCAL) SPECIFY BRAND NAME	BAG	567.31	585.00	570.00	560.00	560.00	580.00	580.00	550.00
BRICKS (NEW) IST CLASS	P/1000	11750.00	5000.00	6000.00	4450.00	4900.00	5300.00	4500.00	4250.00
CEMENT BLOCKS (6"x8"x12")	P/100	3046.15	2550.00	3800.00	0.00	0.00	0.00	0.00	2600.00
BAJREE	100CFT	4769.23	2862.50	2800.00	3050.00	4550.00	3500.00	3550.00	2500.00
SAND (BLACK PIT SAND)	K100CFT	0.00	1250.00	2500.00	0.00	2000.00	1500.00	1500.00	2000.00
TIMBER SHESHAM LOG IST QUALITY	cbmt.	60000.00	39600.00	28000.00	0.00	0.00	38700.00	44143.00	55500.00
IRON BAR (M.S. BAR) 1/2"	P/TON	71307.69	67000.00	76000.00	70100.00	71500.00	68000.00	70000.00	65000.00
CARPANTER WAGE RATE	P/DAY	861.54	1000.00	900.00	700.00	600.00	750.00	800.00	600.00
MASON (RAJ) WAGE RATE	P/DAY	1061.54	1000.00	1000.00	700.00	600.00	750.00	800.00	1000.00
UNSKILLED LABOUR WAGE RATE	P/DAY	663.46	600.00	450.00	400.00	400.00	387.50	400.00	450.00
PLUMBER WAGE RSTE	P/DAY	861.54	1000.00	800.00	700.00	600.00	750.00	600.00	450.00
ELECTICIAN WAGE RATE PER DAY **	P/DAY	700.00	1000.00	700.00	0.00	0.00	0.00	600.00	400.00
ELECTICIAN WAGE RATE PER POINT **	P/PNT	159.23	100.00	200.00	100.00	75.00	87.50	120.00	60.00
WATER CHARGES PER HOUSE	P/MONTH	157.00	230.00	40.00	20.00	200.00	57.50	150.00	35.00
ELECT.CHARGES UPTO 50 UNITS	P/UNIT	2.00	2.00	2.00	2.00	2.00	2.00	2.00	2.00
ELECT.CHARGES 01 - 100 UNIT	P/UNIT	6.18	6.18	6.18	6.18	6.18	6.18	6.18	6.18
ELECT.CHARGES 101 - 300 UNIT	P/UNIT	9.54	9.54	9.54	9.54	9.54	9.54	9.54	9.54
ELECT.CHARGES 301 - 1000 UNIT	P/UNIT	16.39	16.39	16.39	16.39	16.39	16.39	16.39	16.39
ELECT.CHARGES ABOVE 1000 UNIT	P/UNIT	18.39	18.39	18.39	18.39	18.39	18.39	18.39	18.39
ELEC	PM	10.50	10.50	10.50	10.50	10.50	10.50	10.50	10.50
GAS CHRg upto 3.3719 MMBUT	MMBTU	128.70	128.70	128.70	128.70	0.00	128.70	128.70	128.70
GAS CHRg 3.3719 - 6.7438 MMBUT	MMBTU	257.40	257.40	257.40	257.40	0.00	257.40	257.40	257.40
GAS CHRg 6.7438 - 10.1157 MMBUT	MMBTU	257.40	257.40	257.40	257.40	0.00	257.40	257.40	257.40
GAS CHRg10.1157 - 13.4876 MMBUT	MMBTU	702.00	702.00	702.00	702.00	0.00	702.00	702.00	702.00
GAS	PM	702.00	702.00	702.00	702.00	0.00	702.00	702.00	702.00
GAS	PM	409.50	409.50	409.50	409.50	0.00	409.50	409.50	409.50
KEROSENE OIL	LTR	97.88	80.00	92.50	88.00	95.00	69.50	85.00	140.00
FIREWOOD WHOLE	40 KG.	655.77	550.00	450.00	460.00	410.00	400.00	450.00	450.00
CHAIR SHESHAM WOOD WITH ARMS **	EACH	2034.62	900.00	2000.00	1000.00	1100.00	2000.00	2600.00	1300.00
CHAIR PLASTIC (CHAIRMAN) AVERAGE QUALITY	EACH	880.77	650.00	800.00	500.00	650.00	700.00	850.00	800.00
TABLE SHESHAM WOOD (4X2X5") ***	EACH	7153.85	3616.67	6000.00	2700.00	2900.00	4500.00	8000.00	5500.00
SOFASET WOODEN WITH FOAM SEAT **	SET	19461.54	11166.67	18000.00	13500.00	12500.00	12500.00	22000.00	20000.00
COT IRON (WITH NIWAR)AV.QLTY.	EACH	2596.15	1500.00	2500.00	2000.00	2000.00	2250.00	3600.00	2600.00
ALMIRAH (STEEL) 6'X3' 20 GUAGE	EACH	9826.92	6416.67	10000.00	6750.00	7150.00	12000.00	10000.00	14000.00
DINNING TABLE 6 CHAIRS A.QLTY	SET	15615.38	13500.00	20500.00	11000.00	11000.00	19500.00	18400.00	25000.00
SINGLE BED WITHOUT FOAM MED.	EACH	6153.85	5533.33	6800.00	3500.00	3800.00	12500.00	5000.00	6500.00
MATRESS SINGLE(4"THICK)	EACH	5200.00	6200.00	4800.00	6100.00	6100.00	4500.00	4750.00	6100.00
FARSHI DARI 12'X9' AV.QLTY	EACH	1492.31	866.67	1450.00	850.00	850.00	900.00	1350.00	800.00
DARI COTTON (6'x2 1/2) AV.QL	EACH	565.38	323.33	700.00	400.00	500.00	350.00	575.00	300.00
CARPET PLAIN AV. QLTY	SQFT.	66.73	40.00	45.00	40.00	40.00	32.50	90.00	21.00
QUILT (LIHAF) 3 KG. COTTON	EACH	1619.23	800.00	900.00	650.00	725.00	1000.00	900.00	600.00
BLANKET (90" x 54")	EACH	2907.69	2800.00	4125.00	2000.00	2200.00	3750.00	3100.00	3500.00
BEDSHEET SINGLE BED SUP.QLTY	EACH	832.69	400.00	700.00	400.00	400.00	500.00	850.00	600.00
BED SHEET DOUBLE WITH TWO PILLOW COVERS SUP QLTY	SET	1592.31	650.00	1300.00	600.00	600.00	900.00	1500.00	1100.00

Contd.

### 7.11 Intercity Consumer Prices December, 2016

Description	Unit	Karachi	Hyder- abad	Nawab- shah	Mirpur- khas	Mithi	Sukkar	Larkana	Dadu
TOWEL(3'x2') AV. QALTY	EACH	266.35	180.00	300.00	140.00	150.00	225.00	215.00	150.00
CEILING FAN 48" SUPER QLTY **	EACH	3500.00	2800.00	3000.00	2900.00	2900.00	3250.00	3950.00	2600.00
PEDESTAL FAN 22" SUPER QLTY	EACH	4600.00	4000.00	3800.00	4000.00	4000.00	4200.00	3800.00	3800.00
REFG. DAWLENCE 10 CFT. D.DOOR	EACH	33000.00	32000.00	28000.00	28500.00	28500.00	34500.00	32000.00	28500.00
D-FREEZER WAVES 8 CFT.	EACH	28100.00	27900.00	28000.00	28000.00	28000.00	31000.00	33000.00	26000.00
AIRCONDITIONER 1.5 TON PEL	EACH	40000.00	44000.00	43000.00	35000.00	35000.00	52000.00	47000.00	55000.00
SPLIT AIR CONDITIONER 1.5 TON (SPECIFY BRAND NAME)	EACH	43000.00	46000.00	44500.00	39000.00	39000.00	45000.00	49000.00	44000.00
AIRCOOLER SUPER ASIA	EACH	10500.00	9000.00	9000.00	8800.00	9000.00	12300.00	12500.00	11000.00
WASHING MACHINE SINGER	EACH	17000.00	15600.00	14700.00	15600.00	15600.00	15900.00	15600.00	14700.00
SEWING MACHINE(SINGER)	EACH	7210.00	6095.00	5200.00	7200.00	7200.00	6500.00	5860.00	5200.00
GIZER LARGE SIZE 30 GALLON CAPACITY SUP QLTY	EACH	22600.00	22650.00	22600.00	15000.00	15000.00	17000.00	18800.00	17000.00
GAS BURNER DOUBLE SPFY.BRAND	EACH	2198.08	1500.00	1800.00	1600.00	1700.00	1800.00	1850.00	2000.00
ELECT. IRON PHILIPS MDL.1120	EACH	1600.00	1700.00	2000.00	1200.00	1500.00	1700.00	2500.00	2000.00
ELECTRIC JUICER FOR APPLE	EACH	5163.46	3600.00	6000.00	3000.00	3000.00	1700.00	5000.00	3500.00
S.STEEL DEGHCHI MEDIUM SIZE ***	EACH	715.38	500.00	700.00	480.00	490.00	600.00	560.00	500.00
ALUMINIUM COOKING PAN (DEGCHI ) MED SIZE	EACH	715.38	450.00	362.00	370.00	380.00	450.00	560.00	450.00
NON STICK COOKING PAN (DEGCHI ) SUP. QLTY	EACH	915.38	550.00	1000.00	550.00	560.00	550.00	560.00	900.00
FRYING PAN STEEL AVG. QLTY MED. SIZE	EACH	381.73	200.00	350.00	260.00	260.00	300.00	465.00	200.00
TAWA IORN (MEDIUM SIZE) AVG. QLTY	EACH	365.38	218.75	312.50	250.00	250.00	300.00	375.00	280.00
S.STEEL PLATE A.QLTY.(M.SIZE)	EACH	93.27	40.63	83.00	55.00	60.00	70.00	120.00	80.00
TABLE SPOON S.STEEL SUP.QLTY.	DOZEN	270.00	300.00	320.00	250.00	280.00	350.00	1200.00	250.00
WATER SET JUG+6 GLASSES (OMROC)	SET	615.38	400.00	787.50	350.00	370.00	550.00	600.00	600.00
TEA SET PAK. CHINAWARE 21 PCS.	SET	1624.62	950.00	1700.00	1250.00	1450.00	1750.00	1350.00	2500.00
DINNER SET PLASTIC 72 PIECES SUPERIOR QLTY	SET	7153.85	3500.00	5000.00	2600.00	2200.00	6250.00	4600.00	6200.00
HOTPOT SET PLASTIC 3 PCS.	SET	1330.77	1150.00	1200.00	1000.00	1000.00	1500.00	1825.00	1200.00
BUCKET(BALTI) PLASTIC MED.SIZ	EACH	419.23	270.00	700.00	300.00	290.00	300.00	450.00	350.00
LOTA PLASTIC (MED SIZE) AVERAGE QUALITY	EACH	83.46	60.00	57.50	50.00	50.00	67.50	57.50	60.00
PRESURE COOKER 4 LTR.	EACH	1861.54	1500.00	1900.00	850.00	900.00	1437.50	1800.00	1300.00
WATER COOLER 9/10 LTR.PLASTIC ***	EACH	615.38	400.00	927.00	600.00	630.00	600.00	500.00	500.00
THERMOS STARVAC 1 LTR	EACH	413.17	400.00	550.00	350.00	350.00	650.00	500.00	500.00
BULB PHILIPS 100-WATTS	EACH	35.00	30.00	30.00	30.00	30.00	30.00	30.00	40.00
TUBE LIGHT PHILIPS 40 WATTS	EACH	100.00	100.00	100.00	110.00	110.00	97.50	100.00	120.00
ELECTRIC BLUBS "0" WATTE LOCAL	EACH	25.00	25.00	25.00	20.00	20.00	22.00	20.00	25.00
ELECTRIC BLUB ENERGY SAVER 14 WATTS	EACH	170.00	190.00	160.00	110.00	110.00	155.00	175.00	120.00
WASHING SOAP 250 GMS SPECIFY BRAND NAME	EACH	14.00	30.00	36.00	25.00	25.00	26.00	30.00	30.00
SURF EXCEL 400 GMS POLY BAG	EACH	130.00	130.00	130.00	130.00	130.00	104.00	125.00	103.00
WASHING POWDER 1000 GRM	EACH	185.00	150.00	180.00	175.00	175.00	185.00	185.00	150.00
WASHING POWDER (WHEEL/ BONUS) 100 GRAMS	EACH	95.00	95.00	93.00	85.00	90.00	95.00	85.00	80.00
CLEANSER POWDER VIM 1000 GM	PKT.	75.00	77.77	75.00	70.00	75.00	70.00	75.00	80.00
FINIS 500 ML	BOTTLE	180.00	225.00	200.00	125.00	125.00	180.00	165.00	250.00
PHNYLE TYPHONE/FINIS/CARRANITE 3 LITRES	BOTTLE	140.00	120.00	180.00	110.00	110.00	135.00	150.00	150.00
HARPIC	BOTTLE	150.00	145.00	150.00	145.00	145.00	145.00	150.00	145.00
BOOT POLISH CHERRY/KIWI 50ML	EACH	105.00	122.22	100.00	110.00	110.00	102.50	105.00	100.00
ROBIN BLUE (35 GRAMS)	PKT.	35.00	25.67	35.00	30.00	30.00	30.00	30.00	50.00
TISSU PAPER PERFUMED 100 PCS.	PKT	123.27	110.00	100.00	90.00	90.00	100.00	150.00	100.00
TOILET PAPER ROLL (R.PETEL)	P/ROLL	42.00	42.00	35.00	40.00	35.00	35.00	40.00	30.00
BOOT POLISH LIQUID CHEERY BLOSSOM KIWI 75 ML	BOTTLE	140.00	140.00	150.00	120.00	120.00	140.00	150.00	150.00
MATCH BOX SMALL	EACH	2.00	2.00	3.00	3.00	3.00	2.00	2.50	2.00
DRY CELL 1.5 VOLT(LOCAL)	EACH	15.00	15.00	25.00	20.00	20.00	25.00	20.00	25.00
HAND STITCHING NEEDLE M.SIZE	PACKET	9.31	6.00	8.00	5.00	5.00	10.00	10.00	6.00
SEWING MACHINE NEEDLE (SINGER)	EACH	5.00	6.00	9.00	5.00	5.00	8.00	7.00	5.00
HOUSEHOLD SERVANT FEMALE P/T	P/MNTH	2653.85	1025.00	2000.00	800.00	800.00	1625.00	2000.00	1500.00
MARRIAGE HALL WITH FURNITURE	P/HEAD	303.08	117.50	70.00	90.00	60.00	150.00	150.00	80.00
SEPTRAN TABLETS	10TAB.	19.30	15.00	15.00	16.00	15.75	17.00	19.30	20.00
BRUFEN TABS 200-MG.	10TAB.	10.00	10.00	10.00	10.00	10.00	10.00	12.00	10.00
PANADOL TAB. EXTRA/PLAIN	10TAB.	12.00	12.00	10.00	12.00	12.00	13.00	12.00	12.00
DISPRIN TAB.	10TAB.	13.00	12.00	12.00	13.00	12.00	12.50	12.40	12.00
TRISIL TAB.	10 TAB	10.00	10.00	10.00	10.00	10.00	10.00	10.00	10.00
FLAGYL TAB. 200 MG.	10TAB.	10.00	10.00	10.00	10.00	10.00	10.00	10.00	10.00
VENTOLIN TAB. 2MG.	10TAB.	10.00	10.00	10.00	10.00	10.00	10.00	10.00	10.00
DAONIL TAB. 5 MG.	10TAB.	17.00	17.00	18.00	17.00	17.00	17.00	16.83	17.00

Contd.

### 7.11 Intercity Consumer Prices December, 2016

Description	Unit	Karachi	Hyder- abad	Nawab- shah	Mirpur- khas	Mithi	Sukkar	Larkana	Dadu
ENTOX TAB.	10TAB.	15.00	15.00	15.00	10.00	10.00	15.00	10.00	15.00
RENITEC TAB. 5 MG.	10TAB.	58.50	58.50	60.00	58.00	58.00	60.00	57.00	58.50
CAC. 1000 TAB	BOTTLE	124.14	122.00	122.00	122.00	122.00	122.00	122.00	122.00
AMOXIL CAPSOLE 250 MG.S	10CAP.	35.70	35.66	37.75	35.00	35.00	40.00	35.00	35.60
CALCIUM SYRUP SANDOZ	BOTTLE	64.00	64.00	64.00	64.00	64.00	64.00	64.00	64.65
LEDERPLEX SYRUP	BOTTLE	52.00	52.00	52.00	52.74	52.74	50.00	52.74	50.00
SANCOS SYRUP (50 ML.)	BOTTLE	30.00	30.00	30.00	30.00	30.00	30.00	30.00	30.00
PHENERGAN SYRUP 120 ML.	BOTTLE	33.00	33.00	33.00	33.00	33.00	33.00	33.00	33.00
CALPOL SYRUP 60 ML.	BOTTLE	28.00	28.00	28.00	28.00	28.00	28.00	28.00	28.00
HYDRYLLIN SYRUP 120 ML.	BOTTLE	69.00	69.00	65.00	65.00	65.00	65.00	69.00	69.00
POLYFAX EYE OINTMENT	TUBE	21.00	21.00	21.00	21.00	21.00	22.00	21.00	21.00
BETNESOL EYE DROPS	BOTTLE	33.89	33.89	33.00	34.00	34.00	33.89	34.00	33.89
EAR DROPS (CARDISPORINE) ***	BOTTLE	25.00	25.00	21.00	23.00	23.00	21.00	21.00	21.00
BETNOVATE-N OINTMENT 5 GMS	TUBE	16.68	16.00	16.00	16.00	16.00	16.00	16.00	16.00
BURNOL CREAM 30 GRM	TUBE	0.00	0.00	0.00	0.00	0.00	0.00	0.00	0.00
VICKS VAPORUB/BALM	BOTTLE	36.00	36.00	36.00	36.00	36.00	36.00	36.00	36.00
GLYCRINE SMALL BOTTLE	BOTTLE	20.00	25.00	30.00	15.00	15.00	15.00	15.00	15.00
JOUHAR JOSHANDA	PKT.	10.00	8.00	7.00	8.00	8.00	8.00	10.00	10.00
GALXOS-D (450 GRMS)	PKT.	157.50	157.50	140.00	150.00	150.00	157.50	140.00	145.00
GRIPE-WATER WOODWARDS	BOTTLE	55.00	55.00	50.00	55.00	55.00	55.00	50.00	55.00
SANIPLAST ONE PUTTY	EACH	2.00	2.00	2.00	1.00	1.00	2.00	2.00	2.00
O.R.S. (NIMCOL)	PKT.	18.00	18.00	15.00	17.00	17.00	15.00	17.00	18.00
DETTOL (MEDIUM)	BOTTLE	65.00	65.00	65.00	65.00	65.00	46.80	65.00	65.00
COTTON BANDAGE 2" - 4"	EACH	8.62	8.00	8.00	15.00	15.00	11.25	15.00	10.00
THERMOMETER CHINA	EACH	45.00	40.00	40.00	40.00	35.00	40.00	40.00	50.00
DOCTOR (MBBS) CLINIC FEE	P/PAT.	100.00	100.00	200.00	100.00	100.00	100.00	300.00	150.00
URINE TEST (DR) CHARGES	P/TEST	129.23	90.00	140.00	70.00	70.00	170.00	100.00	50.00
BLOOD TEST (CP) CHARGES	P/TEST	265.38	212.50	300.00	200.00	200.00	290.00	200.00	200.00
SUGAR TEST (RANDOM/FASTING BOTH) CHARGES	P/TEST	315.38	160.00	240.00	200.00	200.00	200.00	240.00	120.00
ECG CHARGES	P/TEST	361.54	213.13	350.00	200.00	200.00	350.00	200.00	200.00
X-RAY (CHEST) CHARGES	P/X-RAY	330.77	209.38	400.00	200.00	200.00	300.00	400.00	200.00
CAR SUZUKI 800 CC (W/O. A/C)	EACH	650000.00	650000.00	630000.00	640000.00	0.00	630000.00	632000.00	0.00
CAR SUZUKI 1000 CC	EACH	1124000.00	1124000.00	1044000.00	1099000.00	0.00	0.00	0.00	0.00
CAR TOYOTA 1300 CC	EACH	1787500.00	1705750.00	1767500.00	0.00	0.00	0.00	0.00	0.00
CAR HONDA CIVIC	EACH	2363000.00	0.00	2053000.00	0.00	0.00	0.00	0.00	0.00
MOTORCYCLE HONDA CD-70.	EACH	63500.00	63500.00	63000.00	63500.00	63500.00	63500.00	63500.00	63500.00
MOTORCYCLE YAMAHA 100CC.	EACH	78600.00	79300.00	0.00	0.00	0.00	78500.00	79300.00	0.00
MOTOR CYCLE HERO 70 CC	EACH	45000.00	43000.00	44000.00	44500.00	0.00	43000.00	43000.00	0.00
BICYCLE WITH TYRES & TUBES	EACH	6303.85	7600.00	9000.00	7500.00	7900.00	8000.00	7800.00	7000.00
TYRE CAR WITH TUBE GENERAL	EACH	3500.00	2800.00	3800.00	3000.00	3200.00	3200.00	3600.00	3650.00
TYRE MOTOR CYCLE WITHOUT TUBE	EACH	842.31	900.00	1210.00	1200.00	1225.00	800.00	900.00	750.00
TYRE CYCLE SPECIFY BRAND NAME	EACH	298.46	350.00	400.00	380.00	390.00	350.00	360.00	420.00
TYRE CAR W/O TUBE	EACH	2700.00	2700.00	3200.00	3100.00	3150.00	2700.00	2700.00	3350.00
PETROL SUPER	LITRE	66.52	66.95	67.00	68.50	68.92	66.52	68.10	66.90
HIGH SPEED DIESEL HSD	LITRE	75.35	76.00	75.00	74.30	75.30	75.49	77.00	74.40
CNG	K.G.	67.50	67.50	0.00	67.50	0.00	67.50	67.50	67.50
GAS CYLINDER STAND. SIZE	EACH	990.00	1100.00	900.00	1210.00	1260.00	1210.00	1210.00	1320.00
MOTOR CYCLE SERVICE CHARGES	EACH	371.15	300.00	250.00	250.00	250.00	250.00	450.00	250.00
CAR SERVICE CHARGES	EACH	438.46	450.00	500.00	300.00	300.00	350.00	600.00	400.00
TYRE PUNCTURE CHARGES	EACH	50.00	60.00	70.00	70.00	50.00	75.00	80.00	80.00
CYCLE OVERHAULING CHARGES	EACH	203.85	300.00	275.00	200.00	200.00	200.00	300.00	200.00
CAR TAX FOR 800CC TO 1300CC	YEARLY	1750.00	1750.00	1750.00	1750.00	1750.00	1750.00	1750.00	1750.00
TRAIN FARE ECO. 1-100 KM.	P/KM.	0.68	0.68	0.68	0.68	0.00	0.68	0.68	0.68
TRAIN FARE ECO. 101-500 KM.	P/KM.	0.98	0.98	0.98	0.98	0.00	0.98	0.98	0.98
TRAIN FARE ECO. > 500 KM.	P/KM.	0.89	0.89	0.89	0.89	0.00	0.89	0.89	0.89
TRAIN FARE IST SLP. 1-100KM	P/KM.	2.10	2.10	2.10	2.10	0.00	2.10	2.10	2.10
TRAIN FARE IST SLP.101-500 KM	P/KM.	2.59	2.56	2.59	2.59	0.00	2.59	2.59	2.59
TRAIN FARE IST SLP. > 500 KM	P/KM.	1.99	1.99	1.99	1.99	0.00	1.99	1.99	1.99
TRAIN FARE A/C SLP. 1-100KM.	P/KM.	5.76	5.76	5.76	5.76	0.00	5.76	5.76	5.76
TRAIN FARE A/C SLP.101-500KM	P/KM.	4.59	4.59	4.73	4.59	0.00	4.59	4.59	4.59
TRAIN FARE A/C SLP > 500KM.	P/KM.	4.16	4.16	4.16	4.16	0.00	4.16	4.16	4.16

Contd.

### 7.11 Intercity Consumer Prices December, 2016

Description	Unit	Karachi	Hyder- abad	Nawab- shah	Mirpur- khas	Mithi	Sukkar	Larkana	Dadu
PLATFORM TICKET	EACH	10.00	10.00	10.00	10.00	0.00	10.00	10.00	10.00
AUTO RICKSHAW FARES	KM/MIN	60.00	40.00	80.00	60.00	90.00	80.00	50.00	40.00
FULL TONGA CHARGES	KM/MIN	70.00	80.00	35.00	60.00	0.00	80.00	65.00	0.00
TAXI 4 SEATER FARE	KM/MIN	70.00	60.00	100.00	90.00	90.00	80.00	200.00	60.00
BUS FARE MIN (WITHIN CITY)	TICKET	10.00	10.00	0.00	10.00	0.00	0.00	0.00	0.00
BUS FARE MAX (WITHIN CIT	TICKET	15.00	15.00	0.00	10.00	0.00	0.00	0.00	0.00
BUS FARE OUTSIDE CITY	P/KM.	0.75	0.75	0.75	0.75	0.75	0.75	0.75	0.75
A/C BUS FARE OUTSIDE CITY	P/KM.	1.35	1.35	1.35	1.35	1.35	1.35	1.35	1.35
MINIBUS FARE MIN.WITH IN CITY	TICKET	10.00	10.00	0.00	0.00	0.00	0.00	0.00	0.00
MINIBUS FARE MAX.WITH IN CITY	TICKET	16.00	16.00	0.00	0.00	0.00	0.00	0.00	0.00
SUZUKI FARE MIN.WITH IN CITY	TICKET	10.00	10.00	0.00	10.00	0.00	10.00	10.00	0.00
SUZUKI FARE MAXIMUM W.IN CITY	TICKET	16.54	15.00	0.00	10.00	0.00	30.00	10.00	0.00
AIR FARE ECONOMY CLASS.	P/KM.	19.26	19.26	19.26	0.00	0.00	19.26	19.26	0.00
POSTAL ENVELOPE DOMESTIC	EACH	8.00	8.00	8.00	8.00	8.00	8.00	8.00	8.00
ENVELOPE FOR SAUDI ARABIA	EACH	50.00	50.00	50.00	50.00	50.00	50.00	50.00	45.00
POSTAL REGISTRATION CHARGES	EACH	38.00	38.00	38.00	28.00	28.00	28.00	38.00	28.00
U.M.S. REG CHARGES MIN.	EACH	59.00	59.00	60.00	60.00	60.00	59.00	60.00	60.00
T.C.S. CH. MIN.WITH IN ZONE	EACH	160.00	150.00	150.00	110.00	110.00	110.00	150.00	120.00
TELEPHONE CHARGES LOCAL CALL	P/CALL	3.94	3.94	3.94	3.94	3.94	3.94	3.94	3.94
TEL CHARGES OUT SIDE CITY	P/CALL	3.94	3.94	3.94	3.94	3.94	3.94	3.94	3.94
INTERNET CHARGES	P/HOUR	20.00	25.00	30.00	20.00	20.00	30.00	20.00	30.00
MOBILE CELL CHARGES	P/UNIT	3.00	3.00	3.06	3.00	3.00	3.00	3.50	3.06
FAX CHARGES (LOCAL)	P/PAGE	15.00	20.00	15.00	15.00	20.00	20.00	20.00	20.00
TELEPHONE SET AV. QLTY	EACH	1084.62	600.00	500.00	600.00	650.00	562.50	1150.00	550.00
MOBILE SET NOKIA/SONY/ERICSON/SAMSUNG WITHOUT CAMERA	EACH	2600.00	2600.00	3200.00	2250.00	2300.00	2700.00	3200.00	2400.00
T.V. 20" COLORED WEGA H-A21.	EACH	19500.00	19000.00	4000.00	18000.00	18000.00	17500.00	20500.00	14000.00
T.V 20" COLOR CHINA/KORIA)	EACH	14000.00	13000.00	11000.00	10000.00	10000.00	12000.00	9000.00	11000.00
V.C.P. PANASONIC/LG/NAT	EACH	4000.00	5000.00	5000.00	6000.00	6000.00	5600.00	4800.00	4500.00
DVD/VCD PLAYER PANASONIC/LG	EACH	4500.00	3500.00	2000.00	3500.00	3000.00	4500.00	3000.00	2200.00
RADIO WITH C.PLAYER NATIONAL	EACH	2009.62	3500.00	3500.00	1500.00	1500.00	2000.00	2800.00	2000.00
PERSONNEL COMPUTER (BRANDED)	EACH	43384.62	35000.00	58000.00	46000.00	46000.00	45000.00	45000.00	27000.00
VID. CASSETTE BLK. TDK/SONY	EACH	140.00	140.00	200.00	120.00	120.00	140.00	170.00	160.00
COM. C.D. (TDK/IMATION)	EACH	50.00	80.00	60.00	50.00	55.00	50.00	50.00	50.00
TAPE RECORDER CASSETTE BLANK	EACH	50.00	60.00	50.00	50.00	55.00	50.00	50.00	50.00
VIDEO GAME SEGA 16 BYTE	EACH	1400.00	1100.00	1100.00	1800.00	0.00	1350.00	1500.00	1150.00
CINEMA A/C. HIGH CLASS	TICKET	150.00	60.00	0.00	30.00	0.00	0.00	0.00	0.00
CINEMA NON-A/C HIGH CLASS	TICKET	120.00	40.00	50.00	20.00	0.00	0.00	60.00	35.00
CABLE CHARGES	P/MONTH	400.00	300.00	250.00	300.00	200.00	300.00	375.00	300.00
TV.LICENCE FEE DOMESTIC	YEARLY	420.00	420.00	420.00	420.00	420.00	420.00	420.00	420.00
ENGLISH BOOK CLASS V1	EACH	56.65	56.65	56.65	56.65	56.65	56.65	56.65	56.65
ENGLISH BOOK CLASS IX OR X	EACH	43.15	43.15	43.15	43.15	43.15	43.15	43.15	43.15
ENG. BOOK IST.YR COMPLETE SET	EACH	118.15	118.15	118.15	118.15	118.15	118.15	118.15	118.15
ENGLISH BOOK BA/B.SC	EACH	150.00	150.00	150.00	150.00	150.00	150.00	150.00	150.00
URDU BOOK CLASS V (T.B.BORD)	EACH	64.80	64.80	64.80	64.80	64.80	64.80	64.80	64.80
URDU BOOK CLASS IX/X(T.B.B)	EACH	53.35	53.35	53.35	53.35	53.35	53.35	53.35	53.35
URDU BOOK IST.YEAR/INTER	EACH	46.10	46.10	46.10	46.10	46.10	46.10	46.10	46.10
URDU BOOK BA/B.SC	EACH	120.00	120.00	120.00	120.00	120.00	120.00	120.00	120.00
MATHS BOOK CALSS V (T.B.B)	EACH	117.25	117.25	117.25	117.25	117.25	117.25	117.25	117.25
MATHS BOOK CLASS IX OR X	EACH	191.85	191.85	191.85	191.85	191.85	191.85	191.85	191.85
MATHS BOOK IST.YEAR (T.B.B)	EACH	115.90	115.90	115.90	115.90	115.90	115.90	115.90	115.90
PAKISTAN STUDIES BOOK BA/B.SC	EACH	125.00	125.00	125.00	125.00	125.00	125.00	125.00	125.00
DAILY "DAWN"	P/COPY	20.00	19.00	19.00	19.00	19.00	19.00	19.00	19.00
DAILY "JANG"	P/COPY	13.00	12.00	12.00	12.00	12.00	12.00	12.00	12.00
DAILY "NAWA-E-WAQT"	P/COPY	13.00	12.00	12.00	12.00	12.00	12.00	12.00	12.00
WEEKLY "AKHBAR-E-JAHAN"	P/COPY	55.00	55.00	55.00	55.00	55.00	55.00	55.00	55.00
WEEKLY "MAG"	P/COPY	45.00	45.00	45.00	45.00	45.00	45.00	45.00	45.00
MONTHLY "NAUNEHAL DIGEST"	P/COPY	35.00	35.00	35.00	35.00	35.00	35.00	35.00	35.00
PAPER FOOLSCAPE (27"x17")	QUIRE	46.54	45.00	27.00	30.00	25.00	45.00	52.50	35.00
EXERCISE.BOOK LINED 80/100 PGS	EACH	36.54	25.00	30.00	20.00	15.00	40.00	30.00	20.00
PENCIL.GOLDFISH/DEER	EACH	7.00	7.00	6.00	7.00	7.00	6.00	6.00	6.00
PEN INK DOLLOR 57 ML BOTTLE	EACH	25.00	25.00	20.00	25.00	25.00	25.00	25.00	20.00

Contd.

### 7.11 Intercity Consumer Prices December, 2016

Description	Unit	Karachi	Hyder- abad	Nawab- shah	Mirpur- khas	Mithi	Sukkar	Larkana	Dadu
PHOTOSTATE PAPER 70 GM	PRT	480.00	225.00	360.00	320.00	350.00	400.00	350.00	340.00
BALL PEN (local)	EACH	8.00	6.00	7.00	10.00	10.00	7.00	7.00	8.00
FOUNTAIN PEN HERO/WINGS/CHINA	EACH	40.00	35.00	50.00	20.00	25.00	40.00	50.00	30.00
PRIVATE SCHOOL FEE ENGLISH MEDIUM AVERAGE STANDARD (CLASS I)	P/MONTH	984.62	1250.00	1500.00	700.00	500.00	1300.00	1350.00	1760.00
PRIVATE SCHOOL FEE ENGLISH MEDIUM AVERAGE STANDARD (CLASS V)	P/MONTH	1069.23	1237.50	2100.00	1000.00	500.00	1300.00	1450.00	2185.00
PRIVATE SCHOOL FEE ENGLISH MEDIUM AVERAGE STANDARD (CLASS VI)	P/MONTH	1650.00	1200.00	2700.00	1000.00	700.00	1400.00	1450.00	2185.00
PRIVATE SCHOOL FEE ENGLISH MEDIUM AVERAGE STANDARD (CLASS X)	P/MONTH	2107.69	1575.00	4000.00	1200.00	700.00	1400.00	1650.00	2415.00
PRIVATE MEDICLE COLLEGE FEE MBBS (1ST YEAR)	P/MONTH	54166.66	57250.00	0.00	40000.00	0.00	0.00	0.00	0.00
PRIVATE ENGINEERING COLLEGE FEE (ISTR YEAR)	P/MONTH	9167.00	0.00	0.00	0.00	0.00	0.00	0.00	0.00
GOVT. COLLEGE FEE 1ST. YEAR	MONTH	55.00	35.00	45.83	35.00	35.00	35.00	27.50	27.50
GOVT. COLLEGE FEE 4TH. YEAR	MONTH	81.55	75.00	67.50	67.50	70.00	67.50	75.00	60.00
GOVT. UNIVERSITY FEE MSC.	MONTH	1500.00	1000.00	1550.00	354.17	354.17	0.00	0.00	354.17
GOVT. MED. COLLEGE FEE MBBS	MONTH	2658.00	2200.00	1466.67	0.00	2000.00	2750.00	5020.83	2000.00
GOVT. ENGG. COLL. FEE I YEAR	MONTH	2068.00	1083.00	500.00	0.00	0.00	0.00	666.66	0.00
COACHING FEE FOR CLASS IX/X	P/MONTH	1800.00	500.00	2500.00	700.00	800.00	1000.00	700.00	700.00
COACHING CHARGES FOR CLASS 1ST YEAR/INTER (SCIENCE)	P/MONTH	2000.00	1000.00	4000.00	1000.00	900.00	2000.00	1000.00	1000.00
COACHING CHARGES FOR CLASS 1ST YEAR/INTER (COMMERCE)	P/MONTH	1800.00	600.00	3000.00	700.00	1000.00	1080.00	800.00	500.00
I.T. TUITION FEES	P/MONTH	3000.00	2000.00	666.67	0.00	0.00	1750.00	2033.33	600.00
MBA TUITION FEES	P/MONTH	8153.85	2500.00	2000.00	0.00	0.00	8200.00	2205.00	0.00
BREAD TANDOORI ST. SIZE	EACH	10.00	10.00	10.00	7.00	7.00	10.00	7.00	6.00
COOKED MUTTON (AV. HOTEL)	PLATE	136.15	137.50	150.00	120.00	130.00	175.00	100.00	70.00
COOKED BEEF (AV. HOTEL)	PLATE	80.38	72.50	70.00	80.00	50.00	100.00	100.00	50.00
COOKED DAL (AV. HOTEL)	PLATE	60.38	46.25	65.00	50.00	50.00	50.00	65.00	50.00
CHICKEN BIRYANI FULL/DOUBLE	PLATE	153.08	120.00	100.00	100.00	100.00	157.50	200.00	120.00
TEA PREPARED (ORDINARY)	CUP	21.54	20.00	25.00	25.00	25.00	20.00	27.50	20.00
HAIRCUT CHARGES FOR MEN	P/CUT	79.23	75.00	100.00	50.00	50.00	70.00	105.00	60.00
BEAUTY PORL HAIR STYL CHARGE	P/STY.	457.69	350.00	250.00	150.00	100.00	175.00	375.00	250.00
SHAVING CHARGES	PER SHV	43.08	40.00	50.00	20.00	20.00	35.00	55.00	30.00
LIPSTICK S.MISS/MEDORA	EACH	120.00	120.00	120.00	120.00	120.00	100.00	120.00	90.00
NAIL POLISH S.MISS/MEDORA	EACH	110.00	110.00	95.00	110.00	110.00	85.00	80.00	50.00
PERFUME MED.SIZE MEDORA/BROACH	EACH	220.00	120.00	200.00	220.00	220.00	120.00	220.00	185.00
HAIR-OIL AMLA/CHAMBELI	BOTTLE	120.00	120.00	130.00	120.00	120.00	130.00	120.00	120.00
TOILET SOAP LUX 95 GRAMS	EACH	40.53	40.00	42.00	35.00	35.00	42.00	40.53	44.00
TOILET SOAP LIFEBOUY 140 GRM	EACH	37.00	37.00	45.00	36.00	36.00	37.00	37.00	37.00
TOILET SOAP SAFEGUARD BATH SIZE	EACH	46.00	46.00	46.00	48.00	48.00	46.00	48.00	46.00
TOOTHPASTE MACKLINES 70 GRM	EACH	50.00	50.00	50.00	50.00	50.00	50.00	50.00	50.00
TOOTHPAST MED SIZE CLGATE 70 GMS	EACH	60.67	65.00	65.00	60.00	60.00	65.00	70.00	65.00
TOOTHBRUSH SHEILD A/PLAUQUE	EACH	35.00	35.00	40.00	35.00	40.00	45.00	40.00	35.00
TOOTHPOWDER DENTONIC 90 GRM	EACH	32.00	32.00	28.00	22.00	25.00	28.00	32.00	25.00
HAIR-COLOUR BEGIN (6 GMS)	EACH	105.00	110.00	100.00	110.00	100.00	100.00	110.00	100.00
HAIR COLOUR (KALAKOLA)	BOTTLE	130.00	130.00	130.00	130.00	130.00	130.00	135.00	130.00
FACECREAM PONDS (MEDIUM)	EACH	120.00	120.00	110.00	120.00	120.00	120.00	120.00	120.00
TALC POWDER VICE ROAY.B.CAT	EACH	145.00	145.00	130.00	150.00	160.00	150.00	160.00	145.00
BLADE TREET ORDINARY 10'S	PKT.	40.00	40.00	42.00	35.00	30.00	45.00	45.00	40.00
BLADE 7-O-CLOCK STAIN. 5'S	PKT.	35.00	35.00	35.00	30.00	32.00	38.00	35.00	35.00
SHAMPOO SUNSILK/PAINTIN 100 ML	BOTTLE	110.00	110.00	110.00	99.00	99.00	100.00	110.00	100.00
BEAUTY CREAM (FAIR & LOVELY)	EACH	115.00	75.00	185.00	185.00	185.00	185.00	185.00	185.00
HAIR REMOVING CREAM (EU-CREAM)	TUBE	65.00	65.00	65.00	65.00	65.00	65.00	65.00	65.00
GEL MEDIUM SIZE	BOTTLE	60.00	60.00	65.00	55.00	75.00	70.00	100.00	120.00
DISPOSABLE RAZOR GILLET-II	EACH	40.00	45.00	45.00	35.00	35.00	45.00	40.00	40.00
SHAVING CREAM TOUCH-ME/ADM.	EACH	65.00	65.00	70.00	55.00	60.00	55.00	70.00	60.00
GOLD TEZABI 24 CT	10 GM.	42600.00	42685.00	42500.00	42695.00	42695.00	44000.00	42177.00	40916.00
SILVER TEZABI 24 CT	10 GM.	643.00	642.85	750.00	635.00	635.00	600.00	621.50	730.00
ARTIFICIAL JEWELLARY SET	SET	1267.31	500.00	1700.00	375.00	500.00	600.00	1150.00	250.00
WRIST WATCH GENTS CITIZEN (ORIGINAL) ***	EACH	2861.54	3100.00	3750.00	2500.00	2600.00	2600.00	3050.00	2500.00
WRIST WATCH LADIES CITIZEN (ORIGINAL) ***	EACH	2861.54	3050.00	3750.00	2500.00	2600.00	2500.00	2550.00	2500.00
WALL CLOCK QUARTZ AV.QLTY	EACH	500.96	312.50	500.00	350.00	300.00	450.00	475.00	250.00
SUITCASE REXIN (24"x16"x6")	EACH	1688.46	800.00	1600.00	850.00	900.00	1550.00	1500.00	1300.00
TRUNK MEDIUM SIZE ***	EACH	1900.00	1200.00	3000.00	1100.00	1000.00	3125.00	1200.00	1200.00
PURSE LADIES (LEATHER) AVERAGE QUALITY	EACH	1759.62	600.00	1500.00	550.00	500.00	600.00	1100.00	400.00

### 7.11 Intercity Consumer Prices December, 2016

Description	Unit	Peshawar	Mardan	Abbott- abad	Bannu	D.I. Khan	Mingora
WHEAT	10 KG.	353.33	320.00	450.00	339.50	327.50	320.00
WHEAT FLOUR FINE/SUPERIOR.	KG.	43.17	40.25	50.00	41.50	37.75	41.00
WHEAT FLOUR AVG. QLTY	KG.	38.17	36.50	41.00	39.50	35.50	39.00
WHEAT FLOUR BAG	10 KG.	382.50	365.00	410.00	391.25	371.25	375.00
MAIDA	KG.	53.33	50.00	52.50	53.00	45.50	60.00
SUJI	KG.	56.33	50.00	55.00	50.00	48.00	60.00
BESAN AV. QLTY.	KG.	169.00	155.00	165.00	180.00	147.50	150.00
RICE BASMATI SUP. QLTY.	KG.	111.67	110.00	120.00	102.50	87.50	100.00
RICE BASMATI 385/386	KG.	93.33	87.50	85.00	95.00	80.50	60.00
RICE BASMATI BROKEN AV.QLTY	KG.	70.00	65.00	65.00	50.00	59.50	45.00
RICE IRRI-6 (SINDH/PUNJAB)	KG.	47.50	45.00	45.00	53.50	42.50	45.00
VERMICELLI	KG.	80.00	71.00	100.00	70.00	72.50	80.00
BREAD PLAIN MEDIUM SIZE	EACH	35.00	35.00	34.00	35.00	30.00	40.00
RUSK (PAPAY)	KG.	195.00	200.00	160.00	140.00	145.00	260.00
BISCUITS-PACKED	PKT	34.17	35.00	40.00	40.00	35.00	33.75
BISCUIT-BAKERY (LOOSE)	250 GM	71.25	68.75	55.00	61.25	55.00	65.00
CORNFLAKS FAUJI 225 GM.	PKT	207.00	210.00	190.00	150.00	159.00	170.00
SAMOSAS (VEGATABLE)	EACH	7.50	8.00	10.00	17.50	10.00	10.00
PASTRY AV.QLTY.	EACH	23.33	20.00	17.50	20.00	25.00	20.00
PATTIES (VEGATABLES)	EACH	23.33	20.00	20.00	30.00	20.00	15.00
NIMCO	250 GM	49.17	55.00	45.00	55.00	47.50	50.00
CHIPS	250 GM	58.33	50.00	80.00	62.50	55.00	60.00
BEEF WITH BONE AV.QLTY.	KG	308.33	280.00	275.00	300.00	275.00	280.00
MUTTON AV.QLTY.	KG	650.00	600.00	650.00	510.00	575.00	500.00
CHICKEN FARM BROILER (LIVE)	KG	116.00	125.00	105.00	140.00	118.00	143.00
FISH-RAHU MEDIUM SIZE	KG	226.67	210.00	300.00	365.00	280.00	250.00
MILK FRESH (UNBOILED)	LTR.	85.00	80.00	90.00	80.00	72.50	100.00
CURD	KG.	97.50	100.00	100.00	87.50	77.50	110.00
MILK TETRA PACK 1/2 LTR.	PKT.	60.00	60.00	59.00	58.00	58.00	55.00
LACTOGEN 400 GRAMS	PKT.	425.00	435.00	440.00	440.00	438.00	435.00
POWDER MILK NIDO 400GM.	PKT	366.67	380.00	380.00	389.74	380.00	390.00
MILK POWDER LOOSE/PACKED	KG.	476.67	375.00	530.00	545.00	430.00	400.00
BUTTER LOCAL PACKED	50 GM.	25.00	60.00	25.00	45.00	32.50	25.00
EGGS FARM	DOZ	130.00	130.00	131.00	130.00	125.00	130.00
MUSTARD OIL AV.QLTY.	KG.	216.67	240.00	240.00	200.00	190.00	200.00
COOKING OIL (DALDA)	2.5LTR	445.00	455.00	460.00	475.00	438.75	545.00
COOKING OIL (PAKWAN) OTHER BRAND SPECIFY	2.5 LTR	370.00	350.00	410.00	425.00	440.00	300.00
VEGETABLE GHEE TIN	2.5KG.	440.00	445.00	440.00	470.00	407.50	430.00
VEGETABLE GHEE (LOOSE)	KG.	157.50	155.00	137.50	160.00	155.00	160.00
DATES AV.QLTY.	KG.	180.00	200.00	190.00	185.00	157.50	160.00
PISTACHIO AV.QLTY.	50 GM.	65.83	80.00	100.00	87.50	60.00	110.00
ALMONDS WHOLE AV.QLTY.	KG.	675.00	650.00	475.00	657.50	461.25	550.00
COCONUT DRY AV.QLTY.	KG.	291.67	360.00	400.00	320.00	300.00	300.00
RAISINS AV.QLTY.	50 GM.	19.17	20.00	20.00	13.50	14.75	25.00
GROUNDNUTS (WITH SHELL)	KG.	190.00	200.00	200.00	170.00	145.00	185.00
MALTA/MOSAMBI	DOZ	120.00	150.00	120.00	55.00	75.00	140.00
KINNU	DOZ	96.67	100.00	50.00	60.00	82.50	60.00
APPLE	KG	113.33	110.00	75.00	120.00	115.00	110.00
ALOO BUKHARA	KG	0.00	0.00	0.00	0.00	0.00	0.00
POMEGRANATE (ANNAR)	KG	163.33	175.00	180.00	250.00	210.00	190.00
GRAPES	KG	0.00	0.00	0.00	0.00	0.00	0.00
BANANAS	DOZ	73.33	60.00	77.50	57.50	55.00	60.00
MANGO KALMI	KG	0.00	0.00	0.00	0.00	0.00	0.00
GUAVA	KG	88.33	65.00	50.00	55.00	55.00	60.00
WATERMELON (TURBOOZ)	KG	0.00	0.00	0.00	0.00	0.00	0.00
MUSKMELON (KHARBOOZA)	KG	0.00	0.00	0.00	0.00	0.00	0.00
SWEETMELON (GARMA)	KG	0.00	0.00	0.00	0.00	0.00	0.00
PULSE MASOOR (WHOLE)	KG.	132.50	145.00	130.00	140.00	118.75	120.00
PULSE MASOOR (WASHED)	KG.	132.50	150.00	130.00	137.50	137.50	130.00
PULSE MOONG (WASHED)	KG.	115.00	135.00	117.00	120.00	156.25	125.00
PULSE MASH (WASHED)	KG.	199.67	225.00	205.00	242.50	265.00	205.00

Contd.



### 7.11 Intercity Consumer Prices December, 2016

Description	Unit	Peshawar	Mardan	Abbott- abad	Bannu	D.I. Khan	Mingora
PULSE GRAM	KG.	176.67	160.00	176.00	160.00	157.50	170.00
GRAM WHOLE BLACK AV.QLTY.	KG.	156.67	155.00	160.00	120.00	76.25	160.00
GRAM WHOLE YELLOW AV.QLTY	KG.	189.83	185.00	185.00	150.00	175.00	190.00
BEANS (LAL LOBIA)	KG.	121.00	105.00	120.00	120.00	115.00	125.00
POTATOES	KG	35.00	30.00	30.00	30.00	40.00	40.00
ONION	KG	35.00	30.00	30.00	27.50	26.00	30.00
TURNIP	KG	30.00	20.00	20.00	25.00	22.50	30.00
RADISH	KG	30.83	20.00	30.00	20.00	10.00	30.00
TOMATOES	KG	43.33	55.00	50.00	27.50	47.50	80.00
CABBAGE	KG	48.33	30.00	40.00	30.00	32.50	40.00
CAULIFLOWER	KG	22.50	20.00	20.00	32.50	35.00	30.00
BRINJAL	KG	42.50	35.00	30.00	32.50	27.50	40.00
PUMPKIN	KG	0.00	0.00	0.00	0.00	0.00	0.00
BOTTLEGOURD	KG	0.00	0.00	0.00	0.00	0.00	0.00
LADY FINGER	KG	0.00	0.00	0.00	0.00	0.00	0.00
PEAS	KG	86.67	85.00	55.00	70.00	110.00	160.00
SPINACH	KG	30.00	20.00	20.00	20.00	30.00	30.00
TINDA	KG	0.00	0.00	0.00	0.00	0.00	0.00
TURAI	KG	0.00	0.00	0.00	0.00	0.00	0.00
KARAILA	KG	0.00	0.00	0.00	0.00	0.00	0.00
ARVI	KG	0.00	0.00	0.00	0.00	0.00	0.00
CHILLIES GREEN	KG	93.33	80.00	120.00	130.00	125.00	100.00
CARROT	KG	43.33	55.00	30.00	30.00	32.50	40.00
COCUMBER (KHEERA)	KG	43.33	40.00	40.00	30.00	45.00	40.00
LEMON	250GM	27.50	25.00	20.00	37.50	27.50	30.00
SUGAR REFINED	KG.	62.17	64.00	62.00	62.50	55.50	66.00
GUR AV.QLTY	KG.	93.33	85.00	100.00	95.00	72.25	86.00
HONEY LANGANESE 500 GM.	BOTTLE	860.00	840.00	900.00	750.00	800.00	500.00
MILO 200 GM.	BOTTLE	216.67	220.00	275.00	200.00	220.00	200.00
CUSTARD POWDER RAFHAN 300 GM.	PKT	76.67	80.00	80.00	85.00	80.00	80.00
TOFFEE (HILAL)	EACH	1.67	2.00	1.00	1.00	1.00	1.00
CHOWKELATE CANDY (SMALL SIZE)	EACH	5.00	5.00	5.00	5.00	5.00	5.00
SWEETMEAT (MIXED)	KG	268.33	260.00	240.00	190.00	247.50	260.00
ICE CREAM WALLS	CUP.	40.00	40.00	40.00	40.00	40.00	40.00
ICE	KG	10.00	5.00	10.00	13.50	10.00	15.00
JAM AHMED/MITCHELLES	BOTTLE	131.67	135.00	140.00	110.00	140.00	130.00
SQUASH-MITCHELLES	BOTTLE	163.33	162.50	162.50	150.00	160.00	165.00
ROOH AFZA	BOTTLE	160.00	160.00	155.00	160.00	157.50	160.00
JAM-E-SHIREEN	BOTTLE	166.67	170.00	165.00	160.00	163.75	160.00
SAUNF	50 GM	18.33	15.00	20.00	15.00	10.00	10.00
CINAMON LOOSE AV. QLTY	50 GM.	22.50	20.00	20.00	30.00	20.00	20.00
CUMINSEED WHITE NATIONAL	50 GM.	53.33	54.00	56.00	50.00	52.00	50.00
PEPPER BLACK NATIONAL	50 GM.	100.00	100.00	100.00	96.00	100.00	96.00
CLOVES LOOSE AV.QLTY	50 GM.	110.00	100.00	100.00	110.00	60.00	85.00
CARDAMOM LARGE LOOSE AV.QLTY	50 GM.	176.67	160.00	100.00	90.00	70.00	85.00
CARDAMOM SMALL AV.QLTY	50 GM.	115.00	125.00	100.00	120.00	66.50	90.00
SALT-POWDERED (LAHORI) LOOSE	KG.	10.00	10.00	10.00	12.00	5.00	15.00
SALT POWDERED (NATIONAL/SHAN)	PKT	25.00	25.00	25.00	20.00	25.00	20.00
CHILLIES POWD.NATIONAL 200GM	PKT	105.00	105.00	105.00	105.00	105.00	116.00
CHILLIES POWDER LOOS	KG.	243.33	260.00	320.00	280.00	237.50	250.00
CORRIANDER SEED POWD.NATIONAL	PKT	104.00	104.00	105.00	104.00	58.00	116.00
CORRIANDER SEED (LOOSE)	KG.	280.00	260.00	320.00	280.00	200.00	240.00
TURMERIC POWD.NATIONAL 50GM	PKT.	35.00	35.00	38.00	35.00	35.00	39.00
CURRY POWD. NATIONAL 200 GM	PKT.	87.00	87.00	87.00	87.00	92.50	87.00
TOMATO KETCHUP AHMED/MITCHL	BOTTLE	113.33	105.00	80.00	70.00	95.00	105.00
PICKLES AHMED/MITCHELLES	BOTTLE	120.00	112.50	110.00	100.00	92.50	110.00
VINEGAR SYNTHETIC (SIRKA)	BOTTLE	83.33	65.00	80.00	40.00	60.00	100.00
GARLIC	KG	306.67	290.00	300.00	320.00	145.00	310.00
GINGER	KG	170.00	100.00	145.00	260.00	210.00	160.00
TAPAL DANEDAR TEA 200GM PACKET	PKT	178.95	157.89	150.00	158.00	175.00	150.00
TEA LIPTON YELLOW LABEL 200GM.	PKT.	178.95	157.89	170.00	157.89	157.00	150.00

Contd.

### 7.11 Intercity Consumer Prices December, 2016

Description	Unit	Peshawar	Mardan	Abbott- abad	Bannu	D.I. Khan	Mingora
TEA LOOSE KENYA AV.QLTY 250GM.	PKT.	153.33	150.00	180.00	150.00	135.00	150.00
COFFEE-NESCAFE 75 GM. **	BOTTLE	331.67	340.00	350.00	290.00	350.00	360.00
COLD DRINK (STANDARD SIZ)	BOTTLE	26.67	30.00	25.00	25.00	25.00	25.00
FRUIT JUICE TETRA PACK	PKT.	15.00	15.00	25.00	17.50	20.00	30.00
MINERAL WATER NESTLE 1.5 LTR	BOTTLE	46.67	50.00	50.00	50.00	50.00	50.00
CIGARETTES K-2 10'S **	PKT	70.00	70.00	45.00	64.00	50.00	60.00
CIGARETTES CAPSTAN 10'S **	PKT	70.00	72.50	75.00	80.00	70.00	70.00
CIGARETTES GOLD LEAF 20'S	PKT	140.00	135.00	135.00	150.00	130.00	130.00
CIGARETTES MORVEN GOLD 20'S	PKT	70.00	72.50	70.00	80.00	60.00	70.00
BETEL LEAVES	50GM.	80.00	95.00	90.00	80.00	50.00	60.00
BETEL NUTS	KG.	500.00	475.00	400.00	300.00	280.00	400.00
LONG CLOTH 57" GUL AHMED/AL-KARAM	METER	300.00	300.00	250.00	180.00	227.50	320.00
SHIRTING AV.QLTY.	METER	283.33	325.00	225.00	150.00	150.00	175.00
PANT CLOTH W & WEAR AV.QLTY	METER	366.67	362.50	400.00	690.00	265.00	650.00
LAWN PRINTED GUL AHMED/AL-KARAM	METER	360.00	380.00	460.00	192.50	260.00	185.00
GEORGETTE AV.QLTY	METER	120.00	120.00	250.00	100.00	90.00	115.00
LINEN AV.QLTY ***	METER	155.00	175.00	150.00	148.75	80.00	145.00
HEAVY WT SUITING LAWERNCPUR AVG QLTY	METER	2800.00	2800.00	1850.00	950.00	750.00	1550.00
HEAVY WT SUITING LAWERNCPUR SUP QLTY	METER	3316.67	3050.00	1850.00	1075.00	1200.00	1850.00
TROPICAL SUITING LAW.PUR	METER	1600.00	1600.00	1300.00	750.00	750.00	1300.00
PANT BOY 24"/26" LENGTH.	EACH	460.00	365.00	500.00	750.00	311.25	375.00
SHIRT BOY 24"/26" LENGTH	EACH	376.67	290.00	500.00	350.00	250.00	325.00
SCHOOL UNI. PANT,SHIRT BOYS	SUIT	848.33	655.00	585.00	737.50	481.25	705.00
SCHOOL UNI. KAMEEZ,SHAL.BOYS	SUIT	766.67	575.00	800.00	695.00	450.00	475.00
SCHOOL UNI. KAMEEZ,SHAL.GIRL	SUIT	808.33	775.00	700.00	700.00	500.00	650.00
FROCK W/WEAR GIRLS	EACH	1075.00	1150.00	1250.00	925.00	680.00	550.00
AWAMI-SUIT W & W(BOY) 24"/26	SUIT	1013.33	950.00	1200.00	850.00	600.00	615.00
AWAMI-SUIT W&W (GENTS)AV.QLTY	SUIT	1683.33	1550.00	2200.00	1925.00	925.00	1300.00
PULLOVER GENTS OXFORD/BON.	EACH	3250.00	3187.50	3790.00	3500.00	2400.00	2750.00
PULLOVER LADIES OXFORD/BON.	EACH	3190.00	2800.00	3790.00	3400.00	2400.00	2750.00
PULLOVER (GENTS) OTHERS A.QTY	EACH	1066.67	1100.00	1950.00	1550.00	825.00	1925.00
SECOND-HAND COAT FOR MEN	EACH	658.33	650.00	400.00	425.00	225.00	650.00
SECONDHAND SWEETER FOR MEN DUP QLTY	EACH	791.67	850.00	425.00	300.00	250.00	550.00
SECONDHAND WINTER JACKET	EACH	841.67	1100.00	525.00	275.00	225.00	875.00
UNDERWEAR AV.QLTY MEDIUM SIZE	EACH	115.00	90.00	220.00	95.00	70.00	130.00
VEST FOR MEN AV.QLTY.	EACH	130.00	110.00	150.00	87.50	70.00	110.00
VEST/SHAMEEZ (WOMEN) AVG. QLTY	EACH	151.67	180.00	200.00	137.50	110.00	95.00
SOCKS NYLON (PAKISTANI)	PAIR	76.67	110.00	100.00	67.50	50.00	60.00
BRASSIER AV.QLTY.	EACH	130.00	120.00	80.00	162.50	85.00	135.00
BRASSIER SUP QLTY	EACH	261.67	190.00	250.00	255.00	110.00	250.00
DOPATTA GEORGETTE AV.QLTY.	EACH	250.00	250.00	350.00	260.00	250.00	350.00
DOPATTA COTTON AV GLTY	EACH	208.33	210.00	275.00	275.00	230.00	255.00
CHADDAR (W/WEAR) (2x2.5 MTR)	EACH	1050.00	950.00	600.00	472.50	337.50	800.00
LUNGI/DHOTI(COTTON) AVG. QLTY	EACH	291.67	300.00	350.00	450.00	230.00	210.00
HANDKERCHIEF AVG. QLTY PAK	EACH	27.50	30.00	40.00	20.00	42.50	35.00
HANDKERCHIEF SUP. QLTY PAK	EACH	50.00	45.00	50.00	40.00	50.00	50.00
GLOVES AV QLTY	PAIR	113.33	100.00	100.00	55.00	60.00	55.00
AZARBAND COTTON AVG. QLTY	EACH	30.00	30.00	12.50	20.00	11.00	16.00
SEWING THREAD/REEL(ASLI PARI)	EACH	8.50	8.50	7.00	5.00	5.00	5.00
WASHING CHARGES PAINT & SHIRT	SUIT	221.67	110.00	60.00	90.00	80.00	100.00
DRY CLEANING SUIT COAT PANT	SUIT	441.67	315.00	450.00	250.00	180.00	450.00
WASHING CH. (KAMIZ-SHALWAR)	PAIR	78.33	85.00	50.00	80.00	35.00	60.00
TAILORING SHIRT	EACH	516.67	525.00	600.00	325.00	265.00	500.00
TAILORING CHARGES PANT (MEN)	EACH	1383.33	800.00	1250.00	1050.00	550.00	950.00
TAILORING COAT-PANT SUIT	SUIT	5733.33	4800.00	6000.00	2950.00	2500.00	4500.00
TAILORING AWAMI-SUIT (MALE)	SUIT	625.00	625.00	650.00	575.00	575.00	600.00
TAILORING SUIT FEMALE	SUIT	550.00	550.00	425.00	475.00	412.50	650.00
GENTS SHOES PAUL BATA	PAIR	1199.00	1199.00	1199.00	1199.00	1199.00	1199.00
GENTS SANDAL BATA	PAIR	699.00	699.00	699.00	699.00	699.00	699.00
GENTS SPOUNG CHAPPAL BATA	PAIR	179.00	179.00	179.00	179.00	179.00	179.00
LADIES SANDAL BATA	PAIR	499.00	499.00	499.00	499.00	499.00	499.00

Contd.

### 7.11 Intercity Consumer Prices December, 2016

Description	Unit	Peshawar	Mardan	Abbott- abad	Bannu	D.I. Khan	Mingora
LADIES SPOUNG CHAPPAL BATA	PAIR	179.00	179.00	179.00	179.00	179.00	179.00
CHILD SHOE POWER LITE BATA	PAIR	599.00	599.00	599.00	599.00	599.00	599.00
GENTS SHOE, ART 1109 SERVICE	PAIR	999.00	999.00	999.00	999.00	999.00	999.00
NYLON JOGGER 27 SIZE 2-5 ***	PAIR	1299.00	1299.00	1299.00	1299.00	1299.00	1299.00
CHINA FOOT WEAR AV. QLTY (MALE) *	PAIR	983.33	950.00	1200.00	925.00	750.00	1350.00
CHINA FOOT WEAR AV. QLTY (FEMALE) *	PAIR	850.00	875.00	900.00	800.00	475.00	512.50
CHINA FOOT WEAR AV. QLTY (CHILDREN) *	PAIR	566.67	575.00	700.00	475.00	325.00	550.00
SHOE REPAIR HALF SOLE	PAIR	136.67	110.00	100.00	87.50	95.00	210.00
SHOES POLISH CHARGES AVERAGE SHOP	PAIR	20.00	20.00	20.00	20.00	16.25	20.00
HOUSE RENT (combined)	MONTH	7762.00	3488.50	8366.00	3991.00	5720.00	3705.00
rent 2	pm	7762.00	3488.50	8366.00	3991.00	5720.00	3705.00
RENT3	PM	7762.00	3488.50	8366.00	3991.00	5720.00	3705.00
RENT4	PM	7762.00	3488.50	8366.00	3991.00	5720.00	3705.00
RENT5	PM	7762.00	3488.50	8366.00	3991.00	5720.00	3705.00
RENT6	PM	7762.00	3488.50	8366.00	3991.00	5720.00	3705.00
SYNTHETIC ENEMAL ROBIALAC BALTI 3.64 LTR.	EACH	1833.33	1600.00	1950.00	1820.00	2000.00	2250.00
SYNTHETIC ENEMAL ICI BALTI 3.64 LTR.	EACH	1880.00	1900.00	1850.00	1830.00	1989.00	2138.00
CEMENT (LOCAL) SPECIFY BRAND NAME	BAG	515.83	505.00	530.00	540.00	520.00	520.00
BRICKS (NEW) IST CLASS	P/1000	8466.67	7900.00	11000.00	6600.00	5875.00	11250.00
CEMENT BLOCKS (6"x8"x12")	P/100	2900.00	2900.00	2400.00	2200.00	2650.00	3475.00
BAJREE	100CFT	3400.00	3250.00	3000.00	1800.00	2875.00	2800.00
SAND (BLACK PIT SAND)	K100CFT	2066.67	1500.00	2500.00	1475.00	1450.00	3100.00
TIMBER SHESHAM LOG IST QUALITY	cubmt.	57286.67	61796.50	0.00	36000.00	32700.00	0.00
IRON BAR (M.S. BAR) 1/2"	P/TON	65000.00	64000.00	64000.00	62500.00	62500.00	64000.00
CARPANTER WAGE RATE	P/DAY	800.00	800.00	1000.00	1000.00	950.00	1000.00
MASON (RAJ) WAGE RATE	P/DAY	1000.00	900.00	1000.00	1300.00	950.00	1100.00
UNSKILLED LABOUR WAGE RATE	P/DAY	500.00	500.00	700.00	575.00	480.00	700.00
PLUMBER WAGE RSTE	P/DAY	1200.00	1250.00	0.00	900.00	900.00	1000.00
ELECTICIAN WAGE RATE PER DAY **	P/DAY	916.67	950.00	0.00	700.00	900.00	1000.00
ELECTICIAN WAGE RATE PER POINT **	P/PNT	100.00	100.00	250.00	92.50	70.00	155.00
WATER CHARGES PER HOUSE	P/MONTH	150.00	120.00	175.00	200.00	100.00	130.00
ELECT.CHARGES UPTO 50 UNITS	P/UNIT	2.00	2.00	2.00	2.00	2.00	2.00
ELECT.CHARGES 01 - 100 UNIT	P/UNIT	6.18	6.18	6.18	6.18	6.18	6.18
ELECT.CHARGES 101 - 300 UNIT	P/UNIT	9.54	9.54	9.54	9.54	9.54	9.54
ELECT.CHARGES 301 - 1000 UNIT	P/UNIT	16.39	16.39	16.39	16.39	16.39	16.39
ELECT.CHARGES ABOVE 1000 UNIT	P/UNIT	18.39	18.39	18.39	18.39	18.39	18.39
ELEC	PM	10.50	10.50	10.50	10.50	10.50	10.50
GAS CHRg upto 3.3719 MMBUT	MMBTU	128.70	128.70	128.70	128.70	0.00	128.70
GAS CHRg 3.3719 - 6.7438 MMBUT	MMBTU	257.40	257.40	257.40	257.40	0.00	257.40
GAS CHRg 6.7438 - 10.1157 MMBUT	MMBTU	257.40	257.40	257.40	257.40	0.00	257.40
GAS CHRg10.1157 - 13.4876 MMBUT	MMBTU	702.00	702.00	702.00	702.00	0.00	702.00
GAS	PM	702.00	702.00	702.00	702.00	0.00	702.00
GAS	PM	409.50	409.50	409.50	409.50	0.00	409.50
KEROSENE OIL	LTR	76.67	85.00	80.00	85.00	72.50	90.00
FIREWOOD WHOLE	40 KG.	725.00	525.00	450.00	490.00	350.00	560.00
CHAIR SHESHAM WOOD WITH ARMS **	EACH	1783.33	1850.00	3000.00	1100.00	2550.00	1450.00
CHAIR PLASTIC (CHAIRMAN) AVERAGE QUALITY	EACH	1266.67	1200.00	940.00	667.50	800.00	850.00
TABLE SHESHAM WOOD (4X2X5") ***	EACH	6166.67	6000.00	8000.00	6700.00	4500.00	5000.00
SOFASET WOODEN WITH FOAM SEAT **	SET	22333.33	17000.00	17000.00	15250.00	18000.00	21000.00
COT IRON (WITH NIWAR)AV.QLTY.	EACH	2100.00	2100.00	2700.00	2275.00	2300.00	2300.00
ALMIRAH (STEEL) 6'X3' 20 GUAGE	EACH	9166.67	9250.00	14000.00	9425.00	9300.00	9000.00
DINNING TABLE 6 CHAIRS A.QLTY	SET	27166.67	27500.00	35000.00	11875.00	17000.00	22500.00
SINGLE BED WITHOUT FOAM MED.	EACH	6916.67	6250.00	7000.00	3650.00	5700.00	5000.00
MATRESS SINGLE(4"THICK)	EACH	4676.67	4450.00	4600.00	4550.00	3350.00	5400.00
FARSHI DARI 12'X9' AV.QLTY	EACH	1266.67	1250.00	2100.00	1480.00	1100.00	1525.00
DARI COTTON (6'x2 1/2') AV.QL	EACH	300.00	275.00	300.00	465.00	400.00	1175.00
CARPET PLAIN AV. QLTY	SQFT.	39.17	45.00	55.00	44.50	35.00	47.50
QUILT (LIHAF) 3 KG. COTTON	EACH	1033.33	1025.00	1100.00	950.00	600.00	650.00
BLANKET (90" x 54")	EACH	3016.67	2300.00	3500.00	3200.00	3200.00	5250.00
BEDSHEET SINGLE BED SUP.QLTY	EACH	866.67	850.00	900.00	525.00	500.00	700.00
BED SHEET DOUBLE WITH TWO PILLOW COVERS SUP QLTY	SET	1650.00	1500.00	2000.00	1387.50	1075.00	2000.00

Contd.

### 7.11 Intercity Consumer Prices December, 2016

Description	Unit	Peshawar	Mardan	Abbott- abad	Bannu	D.I. Khan	Mingora
TOWEL(3'x2') AV. QALTY	EACH	325.00	225.00	475.00	300.00	275.00	275.00
CEILING FAN 48" SUPER QLTY **	EACH	3083.33	2950.00	3200.00	3600.00	3250.00	2950.00
PEDESTAL FAN 22" SUPER QLTY	EACH	4600.00	3900.00	4500.00	4762.50	4730.00	3550.00
REFG. DAWLENCE 10 CFT. D.DOOR	EACH	29166.67	27000.00	29750.00	36000.00	33500.00	28750.00
D-FREEZER WAVES 8 CFT.	EACH	28833.33	30000.00	30250.00	40000.00	29000.00	30500.00
AIRCONDITIONER 1.5 TON PEL	EACH	40000.00	41000.00	39500.00	46250.00	44000.00	44000.00
SPLIT AIR CONDITIONER 1.5 TON (SPECIFY BRAND NAME)	EACH	41666.67	43000.00	44000.00	45000.00	41250.00	48000.00
AIRCOOLER SUPER ASIA	EACH	15566.67	15000.00	14500.00	11250.00	14900.00	9750.00
WASHING MACHINE SINGER	EACH	15300.00	17000.00	16000.00	14700.00	14700.00	14700.00
SEWING MACHINE(SINGER)	EACH	7435.00	7500.00	6095.00	5910.00	5000.00	6095.00
GIZER LARGE SIZE 30 GALLON CAPACITY SUP QLTY	EACH	20766.67	22900.00	17000.00	15400.00	17537.50	16500.00
GAS BURNER DOUBLE SPFY.BRAND	EACH	3250.00	2975.00	3500.00	2695.00	2350.00	1412.50
ELECT. IRON PHILIPS MDL.1120	EACH	3433.33	3200.00	3100.00	1500.00	1375.00	1500.00
ELECTRIC JUICER FOR APPLE	EACH	5300.00	4500.00	4000.00	4800.00	3625.00	1700.00
S.STEEL DEGHCHI MEDIUM SIZE ***	EACH	830.00	725.00	650.00	590.00	500.00	600.00
ALUMINIUM COOKING PAN (DEGCHI ) MED SIZE	EACH	683.33	625.00	600.00	590.00	425.00	750.00
NON STICK COOKING PAN (DEGCHI ) SUP. QLTY	EACH	1186.00	950.00	1000.00	570.00	525.00	750.00
FRYING PAN STEEL AVG. QLTY MED. SIZE	EACH	458.33	350.00	350.00	470.00	352.50	275.00
TAWA IORN (MEDIUM SIZE) AVG. QLTY	EACH	391.67	375.00	500.00	600.00	355.00	325.00
S.STEEL PLATE A.QLTY.(M.SIZE)	EACH	74.17	65.00	77.50	65.00	55.00	72.50
TABLE SPOON S.STEEL SUP.QLTY.	DOZEN	475.00	250.00	475.00	505.00	265.00	550.00
WATER SET JUG+6 GLASSES (OMROC)	SET	533.33	475.00	425.00	487.50	512.50	450.00
TEA SET PAK. CHINAWARE 21 PCS.	SET	2350.00	2100.00	2100.00	1500.00	1550.00	2650.00
DINNER SET PLASTIC 72 PIECES SUPERIOR QLTY	SET	8583.33	8000.00	6000.00	4350.00	3250.00	3750.00
HOTPOT SET PLASTIC 3 PCS.	SET	1233.33	1150.00	2000.00	1590.00	1025.00	1725.00
BUCKET(BALTI) PLASTIC MED.SIZ	EACH	366.67	325.00	337.50	465.00	290.00	275.00
LOTA PLASTIC (MED SIZE) AVERAGE QUALITY	EACH	55.00	45.00	55.00	40.00	38.75	65.00
PRESURE COOKER 4 LTR.	EACH	1366.67	1100.00	975.00	1500.00	1375.00	1450.00
WATER COOLER 9/10 LTR.PLASTIC ***	EACH	541.67	475.00	725.00	450.00	600.00	475.00
THERMOS STARVAC 1 LTR	EACH	508.33	462.50	500.00	550.00	500.00	675.00
BULB PHILIPS 100-WATTS	EACH	40.00	40.00	30.00	30.00	30.00	37.50
TUBE LIGHT PHILIPS 40 WATTS	EACH	100.00	100.00	105.00	95.00	125.00	100.00
ELECTRIC BLUBS "0" WATTE LOCAL	EACH	20.00	20.00	22.50	20.00	22.50	20.00
ELECTRIC BLUB ENERGY SAVER 14 WATTS	EACH	180.00	180.00	165.00	160.00	170.00	200.00
WASHING SOAP 250 GMS SPECIFY BRAND NAME	EACH	40.00	40.00	40.00	37.00	37.50	27.50
SURF EXCEL 400 GMS POLY BAG	EACH	130.00	130.00	130.00	120.00	111.25	130.00
WASHING POWDER 1000 GRM	EACH	150.00	185.00	185.00	160.00	185.00	185.00
WASHING POWDER (WHEEL/ BONUS) 100 GRAMS	EACH	90.00	90.00	90.00	95.00	105.00	90.00
CLEANSER POWDER VIM 1000 GM	PKT.	75.00	75.00	75.00	77.50	72.50	60.00
FINIS 500 ML	BOTTLE	173.33	170.00	185.00	140.00	110.00	110.00
PHNYLE TYPHONE/FINIS/CARRANITE 3 LITRES	BOTTLE	150.00	165.00	165.00	137.50	125.00	130.00
HARPIC	BOTTLE	150.00	150.00	150.00	145.00	148.75	125.00
BOOT POLISH CHERRY/KIWI 50ML	EACH	105.00	105.00	105.00	100.00	90.00	100.00
ROBIN BLUE (35 GRAMS)	PKT.	55.00	55.00	45.00	40.00	28.00	30.00
TISSU PAPER PERFUMED 100 PCS.	PKT	106.67	110.00	105.00	97.50	102.50	90.00
TOILET PAPER ROLL (R.PETEL)	P/ROLL	40.00	40.00	40.00	35.00	35.00	27.50
BOOT POLISH LIQUID CHEERY BLOSSOM KIWI 75 ML	BOTTLE	156.67	135.00	130.00	120.00	137.50	117.00
MATCH BOX SMALL	EACH	2.00	2.00	2.00	2.50	1.00	1.00
DRY CELL 1.5 VOLT(LOCAL)	EACH	33.33	30.00	15.00	25.00	20.00	20.00
HAND STITCHING NEEDLE M.SIZE	PACKET	5.83	6.00	10.00	6.00	6.00	5.00
SEWING MACHINE NEEDLE (SINGER)	EACH	5.83	6.00	7.50	5.00	5.00	5.00
HOUSEHOLD SERVANT FEMALE P/T	P/MNTH	1516.67	1200.00	3000.00	1625.00	2750.00	3500.00
MARRIAGE HALL WITH FURNITURE	P/HEAD	225.00	225.00	150.00	90.00	100.00	60.00
SEPTRAN TABLETS	10TAB.	15.00	20.00	18.00	18.00	20.00	20.00
BRUFEN TABS 200-MG.	10TAB.	10.67	10.00	10.00	10.00	10.00	10.00
PANADOL TAB. EXTRA/PLAIN	10TAB.	12.00	12.00	12.00	13.00	12.00	15.00
DISPRIN TAB.	10TAB.	12.00	12.00	12.00	13.00	12.00	11.00
TRISIL TAB.	10 TAB	10.00	10.00	10.00	10.00	10.00	10.00
FLAGYL TAB. 200 MG.	10TAB.	15.00	10.00	10.00	10.00	10.00	10.00
VENTOLIN TAB. 2MG.	10TAB.	10.00	10.00	10.00	10.00	9.67	10.00
DAONIL TAB. 5 MG.	10TAB.	17.00	17.00	16.30	17.00	16.80	17.00

Contd.

### 7.11 Intercity Consumer Prices December, 2016

Description	Unit	Peshawar	Mardan	Abbott- abad	Bannu	D.I. Khan	Mingora
ENTOX TAB.	10TAB.	11.67	15.00	15.00	10.00	15.00	10.00
RENITEC TAB. 5 MG.	10TAB.	58.50	59.00	58.00	59.00	58.00	58.50
CAC. 1000 TAB	BOTTLE	122.00	122.00	124.00	122.00	122.00	122.00
AMOXIL CAPSOLE 250 MG.S	10CAP.	35.00	35.00	36.00	36.00	36.00	36.00
CALCIUM SYRUP SANDOZ	BOTTLE	64.00	64.00	64.00	64.00	64.00	64.00
LEDERPLEX SYRUP	BOTTLE	52.50	52.00	53.00	54.00	52.74	53.00
SANCOS SYRUP (50 ML.)	BOTTLE	30.00	30.00	30.00	30.00	30.00	30.00
PHENERGAN SYRUP 120 ML.	BOTTLE	33.00	33.00	33.00	34.00	34.00	33.00
CALPOL SYRUP 60 ML.	BOTTLE	28.00	28.00	28.00	28.00	28.00	28.00
HYDRYLLIN SYRUP 120 ML.	BOTTLE	69.00	69.00	69.00	69.00	69.00	65.00
POLYFAX EYE OINTMENT	TUBE	21.00	21.00	21.00	23.00	21.75	21.00
BETNESOL EYE DROPS	BOTTLE	33.89	33.89	34.00	34.00	33.89	34.00
EAR DROPS (CARDISPORINE) ***	BOTTLE	25.00	25.00	21.00	25.00	21.00	21.00
BETNOVATE-N OINTMENT 5 GMS	TUBE	17.00	16.00	16.00	16.00	16.00	16.00
BURNOL CREAM 30 GRM	TUBE	0.00	0.00	0.00	0.00	0.00	0.00
VICKS VAPORUB/BALM	BOTTLE	36.00	36.00	36.00	36.00	36.00	36.00
GLYCRINE SMALL BOTTLE	BOTTLE	20.00	30.00	30.00	32.00	18.00	30.00
JOUHAR JOSHANDA	PKT.	9.33	10.00	8.00	8.00	8.00	10.00
GALXOS-D (450 GRMS)	PKT.	157.33	140.00	151.88	140.00	142.50	165.00
GRIPE-WATER WOODWARDS	BOTTLE	55.00	55.00	55.00	55.00	55.00	55.00
SANIPLAST ONE PUTTY	EACH	2.00	2.00	2.00	2.00	1.50	2.00
O.R.S. (NIMCOL)	PKT.	17.00	17.00	17.00	17.00	15.00	15.00
DETTOL (MEDIUM)	BOTTLE	65.00	65.00	55.00	46.80	48.00	55.00
COTTON BANDAGE 2" - 4"	EACH	9.00	9.00	15.00	10.00	5.50	10.00
THERMOMETER CHINA	EACH	42.00	40.00	70.00	40.00	45.00	40.00
DOCTOR (MBBS) CLINIC FEE	P/PAT.	266.67	250.00	400.00	150.00	250.00	350.00
URINE TEST (DR) CHARGES	P/TEST	100.00	100.00	100.00	100.00	120.00	100.00
BLOOD TEST (CP) CHARGES	P/TEST	200.00	200.00	287.50	175.00	130.00	250.00
SUGAR TEST (RANDOM/FASTING BOTH) CHARGES	P/TEST	200.00	200.00	100.00	140.00	140.00	100.00
ECG CHARGES	P/TEST	183.33	150.00	250.00	250.00	300.00	200.00
X-RAY (CHEST) CHARGES	P/X-RAY	283.33	300.00	250.00	225.00	300.00	200.00
CAR SUZUKI 800 CC (W/O. A/C)	EACH	713000.00	713000.00	658750.00	0.00	662000.00	0.00
CAR SUZUKI 1000 CC	EACH	1149000.00	1149000.00	1119000.00	0.00	1097000.00	0.00
CAR TOYOTA 1300 CC	EACH	1703000.00	1704500.00	1975000.00	0.00	1772000.00	0.00
CAR HONDA CIVIC	EACH	2679000.00	2679000.00	2661000.00	0.00	0.00	0.00
MOTORCYCLE HONDA CD-70.	EACH	63500.00	63500.00	63500.00	63500.00	63875.00	63500.00
MOTORCYCLE YAMAHA 100CC.	EACH	80000.00	80000.00	79300.00	79000.00	79300.00	0.00
MOTOR CYCLE HERO 70 CC	EACH	43333.33	42000.00	46000.00	43000.00	45000.00	45000.00
BICYCLE WITH TYRES & TUBES	EACH	8500.00	7700.00	9900.00	9300.00	6825.00	6500.00
TYRE CAR WITH TUBE GENERAL	EACH	3593.33	3200.00	3000.00	4900.00	3500.00	3500.00
TYRE MOTOR CYCLE WITHOUT TUBE	EACH	1300.00	1250.00	1125.00	1175.00	1050.00	1250.00
TYRE CYCLE SPECIFY BRAND NAME	EACH	330.00	300.00	550.00	540.00	325.00	500.00
TYRE CAR W/O TUBE	EACH	3460.00	2900.00	2625.00	4600.00	3600.00	3350.00
PETROL SUPER	LITRE	66.53	66.52	67.70	68.90	67.45	69.00
HIGH SPEED DIESEL HSD	LITRE	75.51	75.50	76.60	78.40	75.90	78.10
CNG	K.G.	75.82	0.00	0.00	0.00	0.00	75.82
GAS CYLINDER STAND. SIZE	EACH	1320.00	1155.00	1250.00	1200.00	1125.00	1120.00
MOTOR CYCLE SERVICE CHARGES	EACH	291.67	280.00	300.00	350.00	275.00	262.50
CAR SERVICE CHARGES	EACH	291.67	275.00	400.00	0.00	400.00	282.50
TYRE PUNCTURE CHARGES	EACH	62.50	50.00	75.00	80.00	50.00	55.00
CYCLE OVERHAULING CHARGES	EACH	350.00	350.00	275.00	600.00	300.00	250.00
CAR TAX FOR 800CC TO 1300CC	YEARLY	1075.00	1075.00	1075.00	1075.00	1075.00	1075.00
TRAIN FARE ECO. 1-100 KM.	P/KM.	0.68	0.00	0.68	0.68	0.00	0.00
TRAIN FARE ECO. 101-500 KM.	P/KM.	0.98	0.00	0.98	0.98	0.00	0.00
TRAIN FARE ECO. > 500 KM.	P/KM.	0.89	0.00	0.89	0.89	0.00	0.00
TRAIN FARE IST SLP. 1-100KM	P/KM.	2.10	0.00	2.10	2.10	0.00	0.00
TRAIN FARE IST SLP.101-500 KM	P/KM.	2.59	0.00	2.59	2.59	0.00	0.00
TRAIN FARE IST SLP. > 500 KM	P/KM.	1.99	0.00	1.99	1.99	0.00	0.00
TRAIN FARE A/C SLP. 1-100KM.	P/KM.	5.76	0.00	5.76	5.76	0.00	0.00
TRAIN FARE A/C SLP.101-500KM	P/KM.	4.59	0.00	4.59	4.59	0.00	0.00
TRAIN FARE A/C SLP > 500KM.	P/KM.	4.16	0.00	4.16	4.16	0.00	0.00

Contd.

### 7.11 Intercity Consumer Prices December, 2016

Description	Unit	Peshawar	Mardan	Abbott- abad	Bannu	D.I. Khan	Mingora
PLATFORM TICKET	EACH	10.00	0.00	10.00	10.00	0.00	0.00
AUTO RICKSHAW FARES	KM/MIN	53.33	60.00	50.00	40.00	50.00	50.00
FULL TONGA CHARGES	KM/MIN	60.00	60.00	60.00	50.00	0.00	0.00
TAXI 4 SEATER FARE	KM/MIN	100.00	100.00	150.00	40.00	150.00	75.00
BUS FARE MIN (WITHIN CITY)	TICKET	10.00	10.00	10.00	10.00	0.00	0.00
BUS FARE MAX (WITHIN CIT	TICKET	20.00	19.00	10.00	20.00	0.00	0.00
BUS FARE OUTSIDE CITY	P/KM.	0.79	0.79	0.79	0.79	0.79	0.79
A/C BUS FARE OUTSIDE CITY	P/KM.	0.90	0.90	0.90	0.90	0.90	0.90
MINIBUS FARE MIN.WITH IN CITY	TICKET	10.00	0.00	0.00	0.00	0.00	0.00
MINIBUS FARE MAX.WITH IN CITY	TICKET	20.00	0.00	0.00	0.00	0.00	0.00
SUZUKI FARE MIN.WITH IN CITY	TICKET	10.00	10.00	10.00	0.00	10.00	10.00
SUZUKI FARE MAXIMUM W.IN CITY	TICKET	20.00	20.00	13.00	0.00	15.00	15.00
AIR FARE ECONOMY CLASS.	P/KM.	19.26	0.00	0.00	0.00	0.00	0.00
POSTAL ENVELOPE DOMESTIC	EACH	8.00	8.00	8.00	8.00	8.00	8.00
ENVELOPE FOR SAUDI ARABIA	EACH	50.00	50.00	50.00	50.00	50.00	50.00
POSTAL REGISTRATION CHARGES	EACH	38.00	38.00	38.00	36.00	28.00	38.00
U.M.S. REG CHARGES MIN.	EACH	58.67	58.00	59.00	59.00	60.00	59.00
T.C.S. CH. MIN.WITH IN ZONE	EACH	160.00	160.00	160.00	110.00	180.00	130.00
TELEPHONE CHARGES LOCAL CALL	P/CALL	3.94	3.94	3.94	3.94	3.94	3.94
TEL CHARGES OUT SIDE CITY	P/CALL	3.94	3.94	3.94	3.94	3.94	3.94
INTERNET CHARGES	P/HOUR	30.00	30.00	27.50	50.00	42.50	40.00
MOBILE CELL CHARGES	P/UNIT	2.88	2.88	4.00	2.88	2.50	2.50
FAX CHARGES (LOCAL)	P/PAGE	20.00	30.00	20.00	15.00	15.00	10.00
TELEPHONE SET AV. QLTY	EACH	1166.67	1250.00	1650.00	1087.50	1300.00	1200.00
MOBILE SET NOKIA/SONY/ERICSON/SAMSUNG WITHOUT CAMERA	EACH	2766.67	2800.00	2750.00	2900.00	2250.00	2550.00
T.V. 20" COLORED WEGA H-A21.	EACH	28500.00	21000.00	20000.00	24000.00	20000.00	25500.00
T.V 20" COLOR CHINA/KORIA)	EACH	8666.67	10000.00	8000.00	11000.00	9550.00	8500.00
V.C.P. PANASONIC/LG/NAT	EACH	4000.00	0.00	6500.00	6750.00	5000.00	0.00
DVD/VCD PLAYER PANASONIC/LG	EACH	3066.67	4000.00	6800.00	1950.00	5500.00	1850.00
RADIO WITH C.PLAYER NATIONAL	EACH	2633.33	2650.00	2500.00	2175.00	1900.00	1450.00
PERSONNEL COMPUTER (BRANDED)	EACH	50000.00	48800.00	42000.00	50000.00	41500.00	34500.00
VID. CASSETTE BLK. TDK/SONY	EACH	100.00	100.00	55.00	110.00	100.00	125.00
COM. C.D. (TDK/IMATION)	EACH	40.00	40.00	50.00	65.00	50.00	15.00
TAPE RECORDER CASSETTE BLANK	EACH	30.00	30.00	60.00	25.00	42.50	70.00
VIDEO GAME SEGA 16 BYTE	EACH	1266.67	1250.00	1800.00	1500.00	1475.00	0.00
CINEMA A/C. HIGH CLASS	TICKET	85.00	50.00	0.00	0.00	0.00	0.00
CINEMA NON-A/C HIGH CLASS	TICKET	85.00	50.00	30.00	40.00	50.00	100.00
CABLE CHARGES	P/MONTH	200.00	300.00	300.00	325.00	300.00	200.00
TV.LICENCE FEE DOMESTIC	YEARLY	420.00	420.00	420.00	420.00	420.00	420.00
ENGLISH BOOK CLASS V1	EACH	75.00	75.00	75.00	75.00	75.00	75.00
ENGLISH BOOK CLASS IX OR X	EACH	68.00	68.00	68.00	68.00	68.00	68.00
ENG. BOOK IST.YR COMPLETE SET	EACH	76.00	76.00	76.00	76.00	76.00	76.00
ENGLISH BOOK BA/B.SC	EACH	120.00	120.00	120.00	120.00	120.00	120.00
URDU BOOK CLASS V (T.B.BORD)	EACH	76.00	76.00	76.00	76.00	76.00	76.00
URDU BOOK CLASS IX/X(T.B.B)	EACH	58.50	58.50	58.50	58.50	58.50	58.50
URDU BOOK IST.YEAR/INTER	EACH	81.00	76.00	76.00	76.00	76.00	76.00
URDU BOOK BA/B.SC	EACH	170.00	160.00	160.00	160.00	160.00	160.00
MATHS BOOK CALSS V (T.B.B)	EACH	105.00	112.50	105.00	105.00	105.00	105.00
MATHS BOOK CLASS IX OR X	EACH	117.00	117.00	117.00	117.00	117.00	117.00
MATHS BOOK IST.YEAR (T.B.B)	EACH	176.00	176.00	176.00	176.00	176.00	176.00
PAKISTAN STUDIES BOOK BA/B.SC	EACH	120.00	120.00	120.00	120.00	120.00	120.00
DAILY "DAWN"	P/COPY	19.00	19.00	19.00	19.00	19.00	20.00
DAILY "JANG"	P/COPY	12.00	12.00	12.00	12.00	12.00	12.00
DAILY "NAWA-E-WAQT"	P/COPY	12.00	12.00	12.00	12.00	12.00	12.00
WEEKLY "AKHBAR-E-JAHAN"	P/COPY	55.00	55.00	55.00	55.00	55.00	55.00
WEEKLY "MAG"	P/COPY	45.00	45.00	45.00	45.00	45.00	45.00
MONTHLY "NAUNEHAL DIGEST"	P/COPY	35.00	35.00	35.00	35.00	35.00	35.00
PAPER FOOLSCAPE (27"x17")	QUIRE	20.00	19.00	35.00	35.00	47.50	25.00
EXERCISE.BOOK LINED 80/100 PGS	EACH	71.67	60.00	65.00	55.00	45.00	65.00
PENCILGOLDFISH/DEER	EACH	6.67	7.00	6.00	6.00	5.00	10.00
PEN INK DOLLOR 57 ML BOTTLE	EACH	20.00	20.00	25.00	20.00	20.00	20.00

Contd.

### 7.11 Intercity Consumer Prices December, 2016

Description	Unit	Peshawar	Mardan	Abbott- abad	Bannu	D.I. Khan	Mingora
PHOTOSTATE PAPER 70 GM	PRT	295.00	300.00	370.00	300.00	355.00	337.50
BALL PEN (local)	EACH	5.33	6.00	6.50	8.50	5.00	10.00
FOUNTAIN PEN HERO/WINGS/CHINA	EACH	40.00	60.00	55.00	35.00	40.00	50.00
PRIVATE SCHOOL FEE ENGLISH MEDIUM AVERAGE STANDARD (CLASS I)	P/MONTH	2000.00	2000.00	2500.00	575.00	500.00	1000.00
PRIVATE SCHOOL FEE ENGLISH MEDIUM AVERAGE STANDARD (CLASS V)	P/MONTH	2200.00	2300.00	3000.00	750.00	800.00	1000.00
PRIVATE SCHOOL FEE ENGLISH MEDIUM AVERAGE STANDARD (CLASS VI)	P/MONTH	2200.00	2300.00	3500.00	800.00	1000.00	1250.00
PRIVATE SCHOOL FEE ENGLISH MEDIUM AVERAGE STANDARD (CLASS X)	P/MONTH	2266.67	2800.00	4000.00	950.00	1800.00	2000.00
PRIVATE MEDICLE COLLEGE FEE MBBS (1ST YEAR)	P/MONTH	52333.33	0.00	50000.00	0.00	0.00	0.00
PRIVATE ENGINEERING COLLEGE FEE (1STR YEAR)	P/MONTH	15000.00	15000.00	0.00	0.00	0.00	0.00
GOVT. COLLEGE FEE 1ST. YEAR	MONTH	43.75	42.09	50.00	45.83	42.09	31.25
GOVT. COLLEGE FEE 4TH. YEAR	MONTH	50.00	54.79	50.00	50.00	54.90	54.90
GOVT. UNIVERSITY FEE MSC.	MONTH	1487.93	1487.93	539.58	1333.00	540.00	540.00
GOVT. MED. COLLEGE FEE MBBS	MONTH	641.67	641.66	641.66	642.00	641.66	641.70
GOVT. ENGG. COLL. FEE I YEAR	MONTH	595.83	595.83	0.00	404.17	595.83	0.00
COACHING FEE FOR CLASS IX/X	P/MONTH	2500.00	2500.00	1200.00	800.00	1000.00	1750.00
COACHING CHARGES FOR CLASS 1ST YEAR/INTER (SCIENCE)	P/MONTH	3000.00	3000.00	1500.00	800.00	1100.00	2750.00
COACHING CHARGES FOR CLASS 1ST YEAR/INTER (COMMERCE)	P/MONTH	3000.00	3000.00	1500.00	750.00	1000.00	950.00
I.T. TUITION FEES	P/MONTH	8667.00	5000.00	4166.00	3000.00	2100.00	0.00
MBA TUITION FEES	P/MONTH	7889.00	6000.00	3000.00	3500.00	2100.00	0.00
BREAD TANDOORI ST. SIZE	EACH	10.00	10.00	10.00	10.00	6.00	10.00
COOKED MUTTON (AV. HOTEL)	PLATE	183.33	120.00	150.00	160.00	140.00	185.00
COOKED BEEF (AV. HOTEL)	PLATE	121.67	100.00	85.00	100.00	100.00	130.00
COOKED DAL (AV. HOTEL)	PLATE	60.00	60.00	50.00	50.00	70.00	65.00
CHICKEN BIRYANI FULL/DOUBLE	PLATE	133.33	140.00	150.00	130.00	145.00	190.00
TEA PREPARED (ORDINARY)	CUP	15.00	20.00	20.00	20.00	15.00	20.00
HAIRCUT CHARGES FOR MEN	P/CUT	141.67	115.00	80.00	82.50	55.00	82.50
BEAUTY PORL HAIR STYL CHARGE	P/STY.	225.00	225.00	600.00	167.50	140.00	450.00
SHAVING CHARGES	PER SHV	76.67	80.00	50.00	45.00	32.50	55.00
LIPSTICK S.MISS/MEDORA	EACH	110.00	120.00	115.00	120.00	100.00	60.00
NAIL POLISH S.MISS/MEDORA	EACH	100.00	100.00	105.00	120.00	100.00	85.00
PERFUME MED.SIZE MEDORA/BROACH	EACH	200.00	200.00	140.00	160.00	180.00	150.00
HAIR-OIL AMLA/CHAMBELI	BOTTLE	120.00	130.00	110.00	190.00	85.00	215.00
TOILET SOAP LUX 95 GRAMS	EACH	42.00	42.00	40.00	44.00	39.00	35.00
TOILET SOAP LIFEBOUY 140 GRM	EACH	37.00	37.00	36.00	36.00	36.00	43.87
TOILET SOAP SAFEGUARD BATH SIZE	EACH	48.00	48.00	46.00	50.00	48.00	46.00
TOOTHPASTE MACKLINES 70 GRM	EACH	50.00	50.00	50.00	50.00	50.00	50.00
TOOTHPAST MED SIZE CLGATE 70 GMS	EACH	67.50	70.00	70.00	70.00	60.00	75.00
TOOTHBRUSH SHEILD A/PLAUQUE	EACH	41.67	40.00	45.00	32.50	40.00	40.00
TOOTHPOWDER DENTONIC 90 GRM	EACH	30.67	32.00	30.00	30.00	25.00	22.00
HAIR-COLOUR BEGIN (6 GMS)	EACH	106.67	100.00	100.00	95.00	95.00	105.00
HAIR COLOUR (KALAKOLA)	BOTTLE	130.00	130.00	130.00	120.00	125.00	130.00
FACECREAM PONDS (MEDIUM)	EACH	116.67	120.00	120.00	130.00	115.00	110.00
TALC POWDER VICE ROAY,B.CAT	EACH	146.67	150.00	145.00	135.00	110.00	110.00
BLADE TREET ORDINARY 10'S	PKT.	36.67	30.00	45.00	30.00	30.00	30.00
BLADE 7-O-CLOCK STAIN. 5'S	PKT.	35.00	35.00	30.00	30.00	35.00	37.50
SHAMPOO SUNSILK/PAINTIN 100 ML	BOTTLE	100.00	100.00	100.00	100.00	100.00	100.00
BEAUTY CREAM (FAIR & LOVELY)	EACH	75.00	75.00	185.00	75.00	170.00	115.00
HAIR REMOVING CREAM (EU-CREAM)	TUBE	70.00	70.00	65.00	75.00	55.00	60.00
GEL MEDIUM SIZE	BOTTLE	120.00	130.00	150.00	60.00	85.00	120.00
DISPOSABLE RAZOR GILLET-II	EACH	45.00	45.00	45.00	35.00	45.00	50.00
SHAVING CREAM TOUCH-ME/ADM.	EACH	65.00	65.00	65.00	60.00	55.00	60.00
GOLD TEZABI 24 CT	10 GM.	42750.00	42500.00	42609.00	44300.00	41260.00	42781.00
SILVER TEZABI 24 CT	10 GM.	667.00	680.00	638.00	740.00	610.00	650.00
ARTIFICIAL JEWELLARY SET	SET	983.33	950.00	750.00	1150.00	230.00	2125.00
WRIST WATCH GENTS CITIZEN (ORIGINAL) ***	EACH	4000.00	4000.00	2000.00	2500.00	2500.00	4000.00
WRIST WATCH LADIES CITIZEN (ORIGINAL) ***	EACH	4000.00	4000.00	1750.00	2500.00	2500.00	2750.00
WALL CLOCK QUARTZ AV.QLTY	EACH	1400.00	1500.00	525.00	575.00	255.00	650.00
SUITCASE REXIN (24"x16"x6")	EACH	733.33	650.00	1200.00	800.00	725.00	850.00
TRUNK MEDIUM SIZE ***	EACH	1666.67	1550.00	1200.00	1800.00	1300.00	950.00
PURSE LADIES (LEATHER) AVERAGE QUALITY	EACH	1233.33	975.00	800.00	850.00	500.00	600.00

### 7.11 Intercity Consumer Prices December, 2016

Description	Unit	Quetta	Turbat	Gawadar	Loralai	Khuzdar	D.M. Jamali
WHEAT	10 KG.	350.00	440.00	445.00	380.00	350.00	320.00
WHEAT FLOUR FINE/SUPERIOR.	KG.	51.00	54.00	55.00	42.50	40.00	40.00
WHEAT FLOUR AVG. QLTY	KG.	49.00	46.00	48.00	40.00	40.00	38.00
WHEAT FLOUR BAG	10 KG.	400.00	475.00	470.00	400.00	380.00	355.00
MAIDA	KG.	60.00	76.00	75.00	70.00	43.00	50.00
SUJI	KG.	60.00	80.00	80.00	70.00	70.00	50.00
BESAN AV. QLTY.	KG.	155.00	140.00	145.00	155.00	120.00	140.00
RICE BASMATI SUP. QLTY.	KG.	150.00	150.00	160.00	120.00	100.00	110.00
RICE BASMATI 385/386	KG.	80.00	75.00	90.00	90.00	50.00	77.50
RICE BASMATI BROKEN AV.QLTY	KG.	60.00	65.00	70.00	60.00	40.00	52.50
RICE IRR1-6 (SINDH/PUNJAB)	KG.	50.00	45.00	54.00	50.00	40.00	37.50
VERMICELLI	KG.	75.00	80.00	80.00	80.00	70.00	75.00
BREAD PLAIN MEDIUM SIZE	EACH	40.00	30.00	30.00	40.00	40.00	37.50
RUSK (PAPAY)	KG.	135.00	160.00	160.00	180.00	160.00	140.00
BISCUITS-PACKED	PKT	35.00	40.00	35.00	40.00	35.00	35.00
BISCUIT-BAKERY (LOOSE)	250 GM	55.00	75.00	60.00	75.00	90.00	70.00
CORNFLAKS FAUJI 225 GM.	PKT	198.00	152.00	154.00	198.00	153.00	190.00
SAMOSA (VEGATABLE)	EACH	12.00	10.00	10.00	15.00	7.00	10.00
PASTRY AV.QLTY.	EACH	22.50	22.00	20.00	30.00	15.00	20.00
PATTIES (VEGATABLES)	EACH	25.00	22.00	20.00	30.00	15.00	30.00
NIMCO	250 GM	45.00	70.00	75.00	65.00	90.00	70.00
CHIPS	250 GM	50.00	75.00	80.00	60.00	85.00	65.00
BEEF WITH BONE AV.QLTY.	KG	340.00	440.00	440.00	335.00	320.00	260.00
MUTTON AV.QLTY.	KG	660.00	700.00	700.00	600.00	550.00	545.00
CHICKEN FARM BROILER (LIVE)	KG	160.00	220.00	230.00	145.00	200.00	140.00
FISH-RAHU MEDIUM SIZE	KG	310.00	380.00	345.00	245.00	220.00	270.00
MILK FRESH (UNBOILED)	LTR.	90.00	110.00	110.00	95.00	80.00	80.00
CURD	KG.	100.00	120.00	120.00	95.00	90.00	120.00
MILK TETRA PACK 1/2 LTR.	PKT.	60.00	64.00	62.00	65.00	50.00	50.00
LACTOGEN 400 GRAMS	PKT.	425.00	435.00	422.50	425.00	440.00	440.00
POWDER MILK NIDO 400GM.	PKT	389.74	380.00	360.00	380.00	390.00	390.00
MILK POWDER LOOSE/PACKED	KG.	400.00	500.00	500.00	400.00	790.00	475.00
BUTTER LOCAL PACKED	50 GM.	24.00	30.00	30.00	25.00	30.00	37.50
EGGS FARM	DOZ	120.00	120.00	120.00	140.00	125.00	142.00
MUSTARD OIL AV.QLTY.	KG.	190.00	180.00	210.00	220.00	160.00	250.00
COOKING OIL (DALDA)	2.5LTR	445.00	440.00	485.00	545.00	440.00	465.00
COOKING OIL (PAKWAN) OTHER BRAND SPECIFY	2.5 LTR	415.00	425.00	505.00	420.00	445.00	430.00
VEGETABLE GHEE TIN	2.5KG.	440.00	440.00	480.00	425.00	440.00	440.00
VEGETABLE GHEE (LOOSE)	KG.	140.00	157.50	160.00	150.00	120.00	150.00
DATES AV.QLTY.	KG.	200.00	60.00	60.00	200.00	50.00	200.00
PISTACHIO AV.QLTY.	50 GM.	55.00	60.00	100.00	60.00	150.00	70.00
ALMONDS WHOLE AV.QLTY.	KG.	700.00	530.00	525.00	575.00	800.00	825.00
COCONUT DRY AV.QLTY.	KG.	275.00	300.00	280.00	240.00	550.00	325.00
RAISINS AV.QLTY.	50 GM.	22.50	24.00	25.00	17.50	50.00	27.50
GROUNDNUTS (WITH SHELL)	KG.	210.00	165.00	160.00	210.00	200.00	250.00
MALTA/MOSAMBI	DOZ	50.00	145.00	140.00	75.00	70.00	180.00
KINNU	DOZ	50.00	140.00	150.00	0.00	50.00	120.00
APPLE	KG	90.00	110.00	120.00	75.00	85.00	110.00
ALOO BUKHARA	KG	0.00	0.00	0.00	0.00	0.00	0.00
POMEGRANATE (ANNAR)	KG	130.00	155.00	160.00	115.00	145.00	125.00
GRAPES	KG	0.00	0.00	0.00	0.00	0.00	0.00
BANANAS	DOZ	60.00	70.00	75.00	65.00	70.00	45.00
MANGO KALMI	KG	0.00	0.00	0.00	0.00	0.00	0.00
GUAVA	KG	70.00	80.00	85.00	65.00	0.00	45.00
WATERMELON (TURBOOZ)	KG	0.00	0.00	0.00	0.00	0.00	0.00
MUSKMELON (KHARBOOZA)	KG	0.00	0.00	0.00	0.00	0.00	0.00
SWEETMELON (GARMA)	KG	0.00	0.00	0.00	0.00	0.00	0.00
PULSE MASOOR (WHOLE)	KG.	150.00	155.00	155.00	160.00	150.00	150.00
PULSE MASOOR (WASHED)	KG.	155.00	160.00	160.00	160.00	180.00	155.00
PULSE MOONG (WASHED)	KG.	135.00	165.00	170.00	160.00	240.00	165.00

Contd.



### 7.11 Intercity Consumer Prices December, 2016

Description	Unit	Quetta	Turbat	Gawadar	Loralai	Khuzdar	D.M. Jamali
PULSE MASH (WASHED)	KG.	230.00	220.00	240.00	245.00	200.00	185.00
PULSE GRAM	KG.	185.00	140.00	130.00	180.00	160.00	180.00
GRAM WHOLE BLACK AV.QLTY.	KG.	150.00	130.00	140.00	180.00	180.00	110.00
GRAM WHOLE YELLOW AV.QLTY	KG.	170.00	160.00	160.00	180.00	200.00	185.00
BEANS (LAL LOBIA)	KG.	145.00	90.00	90.00	140.00	180.00	125.00
POTATOES	KG	30.00	40.00	40.00	60.00	40.00	30.00
ONION	KG	30.00	30.00	30.00	22.50	20.00	20.00
TURNIP	KG	22.50	85.00	100.00	35.00	30.00	30.00
RADISH	KG	17.50	55.00	70.00	30.00	25.00	12.50
TOMATOES	KG	35.00	60.00	80.00	65.00	60.00	35.00
CABBAGE	KG	42.50	85.00	90.00	42.50	40.00	50.00
CAULIFLOWER	KG	37.50	95.00	100.00	45.00	40.00	30.00
BRINJAL	KG	27.50	70.00	75.00	45.00	40.00	25.00
PUMPKIN	KG	0.00	0.00	0.00	0.00	0.00	0.00
BOTTLEGOURD	KG	0.00	0.00	0.00	0.00	0.00	0.00
LADY FINGER	KG	0.00	0.00	0.00	0.00	0.00	0.00
PEAS	KG	127.50	125.00	145.00	105.00	165.00	100.00
SPINACH	KG	17.50	20.00	35.00	20.00	10.00	22.50
TINDA	KG	0.00	0.00	0.00	0.00	0.00	0.00
TURAI	KG	0.00	0.00	0.00	0.00	0.00	0.00
KARAILA	KG	0.00	0.00	0.00	0.00	0.00	0.00
ARVI	KG	0.00	0.00	0.00	0.00	0.00	0.00
CHILLIES GREEN	KG	77.50	180.00	180.00	120.00	80.00	67.50
CARROT	KG	27.50	55.00	75.00	35.00	40.00	35.00
COCUMBER (KHEERA)	KG	37.50	100.00	105.00	42.50	60.00	35.00
LEMON	250GM	42.50	60.00	70.00	52.50	40.00	35.00
SUGAR REFINED	KG.	64.00	78.00	78.00	67.50	73.00	60.00
GUR AV.QLTY	KG.	95.00	90.00	90.00	85.00	90.00	65.00
HONEY LANGANESE 500 GM.	BOTTLE	740.00	680.00	700.00	740.00	500.00	800.00
MILO 200 GM.	BOTTLE	200.00	220.00	215.00	200.00	200.00	220.00
CUSTARD POWDER RAFHAN 300 GM.	PKT	80.00	82.50	80.00	80.00	75.00	75.00
TOFFEE (HILAL)	EACH	1.00	2.00	2.50	1.00	1.00	2.00
CHOWKELATE CANDY (SMALL SIZE)	EACH	5.00	10.00	10.00	5.00	5.00	5.00
SWEETMEAT (MIXED)	KG	250.00	350.00	350.00	280.00	280.00	320.00
ICE CREAM WALLS	CUP.	40.00	40.00	45.00	42.50	40.00	40.00
ICE	KG	15.00	10.00	15.00	10.00	20.00	12.50
JAM AHMED/MITCHELLES	BOTTLE	140.00	160.00	115.00	140.00	190.00	147.50
SQUASH-MITCHELLES	BOTTLE	160.00	145.00	160.00	165.00	160.00	150.00
ROOH AFZA	BOTTLE	170.00	160.00	160.00	150.00	150.00	160.00
JAM-E-SHIREEN	BOTTLE	170.00	155.00	160.00	170.00	160.00	160.00
SAUNF	50 GM	13.50	14.50	14.00	15.00	40.00	15.00
CINAMON LOOSE AV. QLTY	50 GM.	22.50	30.00	40.00	30.00	100.00	22.50
CUMINSEED WHITE NATIONAL	50 GM.	50.00	52.00	50.00	50.00	80.00	54.00
PEPPER BLACK NATIONAL	50 GM.	110.00	80.00	75.00	105.00	100.00	100.00
CLOVES LOOSE AV.QLTY	50 GM.	86.00	30.00	30.00	135.00	110.00	120.00
CARDAMOM LARGE LOOSE AV.QLTY	50 GM.	145.00	60.00	65.00	150.00	210.00	105.00
CARDAMOM SMALL AV.QLTY	50 GM.	180.00	150.00	150.00	100.00	190.00	95.00
SALT-POWDERED (LAHORI) LOOSE	KG.	10.00	12.00	10.00	10.00	10.00	10.00
SALT POWDERED (NATIONAL/SHAN)	PKT	25.00	25.00	25.00	25.00	25.00	25.00
CHILLIES POWD.NATIONAL 200GM	PKT	105.00	120.00	120.00	110.00	105.00	105.00
CHILLIES POWDER LOOS	KG.	310.00	450.00	350.00	300.00	300.00	290.00
CORRIANDER SEED POWD.NATIONAL	PKT	104.00	80.00	80.00	116.00	100.00	104.00
CORRIANDER SEED (LOOSE)	KG.	230.00	165.00	290.00	280.00	300.00	210.00
TURMERIC POWD.NATIONAL 50GM	PKT.	35.00	56.00	35.00	35.00	39.00	35.00
CURRY POWD. NATIONAL 200 GM	PKT.	87.00	90.00	100.00	85.00	86.00	87.00
TOMATO KETCHUP AHMED/MITCHL	BOTTLE	85.00	100.00	100.00	90.00	120.00	110.00
PICKLES AHMED/MITCHELLES	BOTTLE	105.00	120.00	115.00	130.00	120.00	115.00
VINEGAR SYNTHETIC (SIRKA)	BOTTLE	85.00	50.00	60.00	55.00	50.00	72.50
GARLIC	KG	300.00	300.00	310.00	400.00	290.00	265.00
GINGER	KG	205.00	195.00	200.00	400.00	220.00	280.00

Contd.

### 7.11 Intercity Consumer Prices December, 2016

Description	Unit	Quetta	Turbat	Gawadar	Loralai	Khuzdar	D.M. Jamali
TAPAL DANEDAR TEA 200GM PACKET	PKT	183.16	150.00	150.00	160.00	174.00	157.89
TEA LIPTON YELLOW LABEL 200GM.	PKT.	178.94	165.00	165.00	170.00	157.89	170.00
TEA LOOSE KENYA AV.QLTY 250GM.	PKT.	112.50	172.50	170.00	150.00	170.00	180.00
COFFEE-NESCAFE 75 GM. **	BOTTLE	300.00	300.00	280.00	220.00	270.00	275.00
COLD DRINK (STANDARD SIZ)	BOTTLE	25.00	30.00	30.00	25.00	25.00	25.00
FRUIT JUICE TETRA PACK	PKT.	20.00	20.00	20.00	16.50	20.00	20.00
MINERAL WATER NESTLE 1.5 LTR	BOTTLE	45.00	50.00	50.00	50.00	50.00	50.00
CIGARETTES K-2 10'S **	PKT	70.00	20.00	22.00	70.00	70.00	60.00
CIGARETTES CAPSTAN 10'S **	PKT	67.00	80.00	80.00	75.00	75.00	70.00
CIGARETTES GOLD LEAF 20'S	PKT	130.00	130.00	125.00	140.00	140.00	130.00
CIGARETTES MORVEN GOLD 20'S	PKT	67.00	70.00	75.00	75.00	75.00	70.00
BETEL LEAVES	50GM.	40.00	40.00	40.00	35.00	70.00	55.00
BETEL NUTS	KG.	235.00	240.00	240.00	300.00	350.00	200.00
LONG CLOTH 57" GUL AHMED/AL-KARAM	METER	170.00	200.00	200.00	245.00	200.00	225.00
SHIRTING AV.QLTY.	METER	150.00	150.00	150.00	145.00	200.00	155.00
PANT CLOTH W & WEAR AV.QLTY	METER	300.00	270.00	300.00	370.00	200.00	200.00
LAWN PRINTED GUL AHMED/AL-KARAM	METER	180.00	200.00	170.00	215.00	180.00	205.00
GEORGETTE AV.QLTY	METER	105.00	90.00	80.00	115.00	100.00	70.00
LINEN AV.QLTY ***	METER	100.00	70.00	75.00	115.00	160.00	100.00
HEAVY WT SUITING LAWERNCPUR AVG QLTY	METER	1100.00	1100.00	1100.00	1000.00	1100.00	900.00
HEAVY WT SUITING LAWERNCPUR SUP QLTY	METER	1300.00	1300.00	1300.00	1500.00	1300.00	1300.00
TROPICAL SUITING LAW.PUR	METER	950.00	950.00	950.00	1000.00	950.00	950.00
PANT BOY 24"/26" LENGTH.	EACH	375.00	400.00	360.00	500.00	1000.00	325.00
SHIRT BOY 24"/26" LENGTH	EACH	275.00	350.00	340.00	300.00	950.00	325.00
SCHOOL UNI. PANT,SHIRT BOYS	SUIT	900.00	1200.00	1000.00	625.00	1100.00	485.00
SCHOOL UNI. KAMEEZ,SHAL.BOYS	SUIT	1200.00	1000.00	850.00	590.00	1100.00	350.00
SCHOOL UNI. KAMEEZ,SHAL.GIRL	SUIT	1300.00	1000.00	1100.00	600.00	1100.00	600.00
FROCK W/WEAR GIRLS	EACH	450.00	300.00	350.00	600.00	1000.00	550.00
AWAMI-SUIT W & W(BOY) 24"/26	SUIT	475.00	1000.00	1000.00	687.50	500.00	550.00
AWAMI-SUIT W&W (GENTS)AV.QLTY	SUIT	675.00	900.00	850.00	875.00	700.00	1100.00
PULLOVER GENTS OXFORD/BON.	EACH	3250.00	2000.00	2000.00	2800.00	2000.00	2250.00
PULLOVER LADIES OXFORD/BON.	EACH	3350.00	2150.00	2175.00	3000.00	2750.00	2000.00
PULLOVER (GENTS) OTHERS A.QTY	EACH	725.00	600.00	575.00	1350.00	950.00	1800.00
SECOND-HAND COAT FOR MEN	EACH	300.00	250.00	250.00	350.00	300.00	325.00
SECONDHAND SWEETER FOR MEN DUP QLTY	EACH	350.00	200.00	200.00	350.00	220.00	200.00
SECONDHAND WINTER JACKET	EACH	325.00	275.00	250.00	175.00	300.00	275.00
UNDERWEAR AV.QLTY MEDIUM SIZE	EACH	65.00	100.00	100.00	110.00	200.00	65.00
VEST FOR MEN AV.QLTY.	EACH	75.00	130.00	105.00	107.50	200.00	130.00
VEST/SHAMEEZ (WOMEN) AVG. QLTY	EACH	105.00	160.00	170.00	115.00	280.00	100.00
SOCKS NYLON (PAKISTANI)	PAIR	67.50	120.00	120.00	75.00	80.00	55.00
BRASSIER AV.QLTY.	EACH	100.00	120.00	120.00	115.00	200.00	130.00
BRASSIER SUP QLTY	EACH	250.00	200.00	200.00	300.00	500.00	212.50
DOPATTA GEORGETTE AV.QLTY.	EACH	210.00	300.00	300.00	185.00	330.00	190.00
DOPATTA COTTON AV QLTY	EACH	125.00	200.00	220.00	125.00	350.00	140.00
CHADDAR (W/WEAR) (2x2.5 MTR)	EACH	230.00	300.00	300.00	450.00	400.00	525.00
LUNG/DHOTI(COTTON) AVG. QLTY	EACH	240.00	250.00	265.00	450.00	350.00	200.00
HANDKERCHIEF AVG. QLTY PAK	EACH	30.00	50.00	60.00	45.00	70.00	45.00
HANDKERCHIEF SUP. QLTY PAK	EACH	50.00	65.00	70.00	95.00	90.00	65.00
GLOVES AV QLTY	PAIR	55.00	95.00	85.00	60.00	300.00	45.00
AZARBAND COTTON AVG. QLTY	EACH	12.50	20.00	20.00	13.50	20.00	47.50
SEWING THREAD/REEL(ASLI PARI)	EACH	4.00	7.00	7.00	7.00	6.00	5.50
WASHING CHARGES PAINT & SHIRT	SUIT	65.00	60.00	70.00	70.00	170.00	100.00
DRY CLEANING SUIT COAT PANT	SUIT	150.00	275.00	300.00	200.00	175.00	155.00
WASHING CH. (KAMIZ-SHALWAR)	PAIR	40.00	50.00	80.00	45.00	60.00	65.00
TAILORING SHIRT	EACH	265.00	250.00	250.00	300.00	300.00	275.00
TAILORING CHARGES PANT (MEN)	EACH	425.00	375.00	500.00	400.00	375.00	700.00
TAILORING COAT-PANT SUIT	SUIT	3250.00	3250.00	4000.00	3500.00	3250.00	3500.00
TAILORING AWAMI-SUIT (MALE)	SUIT	600.00	550.00	550.00	575.00	500.00	475.00
TAILORING SUIT FEMALE	SUIT	600.00	400.00	450.00	575.00	400.00	375.00
GENTS SHOES PAUL BATA	PAIR	1199.00	1199.00	1199.00	1199.00	1199.00	1199.00

Contd.

### 7.11 Intercity Consumer Prices December, 2016

Description	Unit	Quetta	Turbat	Gawadar	Loralai	Khuzdar	D.M. Jamali
GENTS SANDAL BATA	PAIR	699.00	699.00	699.00	699.00	699.00	699.00
GENTS SPOUNG CHAPPAL BATA	PAIR	179.00	179.00	179.00	179.00	179.00	179.00
LADIES SANDAL BATA	PAIR	499.00	499.00	499.00	499.00	499.00	499.00
LADIES SPOUNG CHAPPAL BATA	PAIR	179.00	179.00	179.00	179.00	179.00	179.00
CHILD SHOE POWER LITE BATA	PAIR	599.00	599.00	599.00	599.00	599.00	599.00
GENTS SHOE, ART 1109 SERVICE	PAIR	999.00	999.00	999.00	999.00	999.00	999.00
NYLON JOGGER 27 SIZE 2-5 ***	PAIR	1299.00	1299.00	1299.00	1299.00	1299.00	1299.00
CHINA FOOT WEAR AV. QLTY (MALE) *	PAIR	475.00	850.00	750.00	500.00	250.00	750.00
CHINA FOOT WEAR AV. QLTY (FEMALE) *	PAIR	300.00	600.00	600.00	350.00	250.00	550.00
CHINA FOOT WEAR AV. QLTY (CHILDREN) *	PAIR	285.00	550.00	600.00	300.00	250.00	400.00
SHOE REPAIR HALF SOLE	PAIR	90.00	120.00	150.00	55.00	90.00	85.00
SHOES POLISH CHARGES AVERAGE SHOP	PAIR	20.00	30.00	30.00	17.50	20.00	20.00
HOUSE RENT (combined)	MONTH	11525.00	4914.00	6155.00	4460.00	1997.00	3624.00
rent 2	pm	11525.00	4914.00	6155.00	4460.00	1997.00	3624.00
RENT3	PM	11525.00	4914.00	6155.00	4460.00	1997.00	3624.00
RENT4	PM	11525.00	4914.00	6155.00	4460.00	1997.00	3624.00
RENT5	PM	11525.00	4914.00	6155.00	4460.00	1997.00	3624.00
RENT6	PM	11525.00	4914.00	6155.00	4460.00	1997.00	3624.00
SYNTHETIC ENEMAL ROBIALAC BALTI 3.64 LTR.	EACH	1650.00	1600.00	1820.00	1550.00	1900.00	1800.00
SYNTHETIC ENEMAL ICI BALTI 3.64 LTR.	EACH	1875.00	1800.00	2150.00	1650.00	1900.00	1450.00
CEMENT (LOCAL) SPECIFY BRAND NAME	BAG	550.00	550.00	560.00	530.00	570.00	515.00
BRICKS (NEW) IST CLASS	P/1000	6250.00	0.00	0.00	8500.00	5000.00	5750.00
CEMENT BLOCKS (6"x8"x12")	P/100	0.00	1950.00	2000.00	2350.00	1850.00	0.00
BAJREE	100CFT	4250.00	3400.00	4000.00	3150.00	5500.00	2400.00
SAND (BLACK PIT SAND)	K100CFT	3250.00	3000.00	3000.00	3225.00	0.00	2200.00
TIMBER SHESHAM LOG IST QUALITY	cubmt.	55582.00	0.00	0.00	0.00	0.00	0.00
IRON BAR (M.S. BAR) 1/2"	P/TON	65000.00	77000.00	77500.00	72000.00	66000.00	70500.00
CARPANTER WAGE RATE	P/DAY	900.00	1050.00	1000.00	1000.00	1000.00	700.00
MASON (RAJ) WAGE RATE	P/DAY	1100.00	1500.00	1500.00	1200.00	1000.00	800.00
UNSKILLED LABOUR WAGE RATE	P/DAY	550.00	650.00	700.00	575.00	500.00	375.00
PLUMBER WAGE RSTE	P/DAY	800.00	1100.00	1200.00	950.00	1000.00	700.00
ELECTICIAN WAGE RATE PER DAY **	P/DAY	750.00	1200.00	1100.00	800.00	0.00	600.00
ELECTICIAN WAGE RATE PER POINT **	P/PNT	150.00	100.00	100.00	135.00	100.00	125.00
WATER CHARGES PER HOUSE	P/MONTH	125.00	150.00	300.00	0.00	190.00	300.00
ELECT.CHARGES UPTO 50 UNITS	P/UNIT	2.00	2.00	2.00	2.00	2.00	2.00
ELECT.CHARGES 01 - 100 UNIT	P/UNIT	6.18	6.18	6.18	6.18	6.18	6.18
ELECT.CHARGES 101 - 300 UNIT	P/UNIT	9.54	9.54	9.54	9.54	9.54	9.54
ELECT.CHARGES 301 - 1000 UNIT	P/UNIT	16.39	16.39	16.39	16.39	16.39	16.39
ELECT.CHARGES ABOVE 1000 UNIT	P/UNIT	18.39	18.39	18.39	18.39	18.39	18.39
ELEC	PM	10.50	10.50	10.50	10.50	10.50	10.50
GAS CHRg upto 3.3719 MMBUT	MMBTU	128.70	0.00	0.00	0.00	0.00	128.70
GAS CHRg 3.3719 - 6.7438 MMBUT	MMBTU	257.40	0.00	0.00	0.00	0.00	257.40
GAS CHRg 6.7438 - 10.1157 MMBUT	MMBTU	257.40	0.00	0.00	0.00	0.00	257.40
GAS CHRg10.1157 - 13.4876 MMBUT	MMBTU	702.00	0.00	0.00	0.00	0.00	702.00
GAS	PM	702.00	0.00	0.00	0.00	0.00	702.00
GAS	PM	409.50	0.00	0.00	0.00	0.00	409.50
KEROSENE OIL	LTR	55.00	105.00	100.00	110.00	50.00	95.00
FIREWOOD WHOLE	40 KG.	600.00	360.00	400.00	450.00	500.00	475.00
CHAIR SHESHAM WOOD WITH ARMS **	EACH	1150.00	2000.00	2200.00	1800.00	1600.00	1550.00
CHAIR PLASTIC (CHAIRMAN) AVERAGE QUALITY	EACH	550.00	800.00	850.00	587.50	1400.00	825.00
TABLE SHESHAM WOOD (4X2X5") ***	EACH	5500.00	3900.00	3800.00	4500.00	5000.00	5625.00
SOFASET WOODEN WITH FOAM SEAT **	SET	30000.00	10000.00	12000.00	10000.00	12000.00	12000.00
COT IRON (WITH NIWAR)AV.QLTY.	EACH	2600.00	2900.00	2500.00	1675.00	2400.00	2800.00
ALMIRAH (STEEL) 6'X3' 20 GUAGE	EACH	9000.00	10000.00	10000.00	7750.00	12000.00	13000.00
DINNING TABLE 6 CHAIRS A.QLTY	SET	13000.00	24000.00	28000.00	11000.00	10500.00	15500.00
SINGLE BED WITHOUT FOAM MED.	EACH	6500.00	3700.00	3600.00	4500.00	9000.00	5750.00
MATRESS SINGLE(4"THICK)	EACH	3750.00	3500.00	2950.00	3600.00	4500.00	5000.00
FARSHI DARI 12'X9' AV.QLTY	EACH	1000.00	600.00	470.00	1000.00	2000.00	3000.00
DARI COTTON (6'x2 1/2') AV.QL	EACH	475.00	380.00	300.00	500.00	2000.00	425.00
CARPET PLAIN AV. QLTY	SQFT.	61.50	90.00	120.00	42.50	35.00	45.00

Contd.

### 7.11 Intercity Consumer Prices December, 2016

Description	Unit	Quetta	Turbat	Gawadar	Loralai	Khuzdar	D.M. Jamali
QUILT (LIHAF) 3 KG. COTTON	EACH	700.00	500.00	500.00	600.00	1200.00	675.00
BLANKET (90" x 54")	EACH	2000.00	2550.00	2550.00	2500.00	4200.00	5250.00
BEDSHEET SINGLE BED SUP.QLTY	EACH	575.00	425.00	445.00	575.00	1500.00	550.00
BED SHEET DOUBLE WITH TWO PILLOW COVERS SUP QLTY	SET	575.00	590.00	1462.50	640.00	1600.00	950.00
TOWEL(3'x2') AV. QALTY	EACH	150.00	200.00	300.00	310.00	450.00	225.00
CEILING FAN 48" SUPER QLTY **	EACH	2650.00	3700.00	3600.00	2800.00	3300.00	3700.00
PEDESTAL FAN 22" SUPER QLTY	EACH	3600.00	4000.00	4000.00	3500.00	3600.00	4500.00
REFG. DAWLENCE 10 CFT. D.DOOR	EACH	29500.00	38500.00	36000.00	24500.00	33000.00	35000.00
D-FREEZER WAVES 8 CFT.	EACH	33450.00	35000.00	32000.00	23500.00	36000.00	0.00
AIRCONDITIONER 1.5 TON PEL	EACH	45000.00	60000.00	54500.00	40000.00	51000.00	49500.00
SPLIT AIR CONDITIONER 1.5 TON (SPECIFY BRAND NAME)	EACH	47000.00	58000.00	46000.00	43500.00	39000.00	47500.00
AIRCOOLER SUPER ASIA	EACH	11500.00	9500.00	9000.00	10500.00	10500.00	10000.00
WASHING MACHINE SINGER	EACH	15200.00	14700.00	14700.00	13950.00	14700.00	14700.00
SEWING MACHINE(SINGER)	EACH	5210.00	5400.00	5250.00	4975.00	5210.00	5210.00
GIZER LARGE SIZE 30 GALLON CAPACITY SUP QLTY	EACH	12500.00	18000.00	16000.00	12000.00	20000.00	14750.00
GAS BURNER DOUBLE SPFY.BRAND	EACH	1250.00	1350.00	1200.00	1800.00	2600.00	1500.00
ELECT. IRON PHILIPS MDL.1120	EACH	1150.00	1350.00	1200.00	1866.67	1300.00	1450.00
ELECTRIC JUICER FOR APPLE	EACH	3800.00	3700.00	3600.00	3500.00	2800.00	4000.00
S.STEEL DEGHCHI MEDIUM SIZE ***	EACH	500.00	950.00	900.00	500.00	900.00	575.00
ALUMINIUM COOKING PAN (DEGCHI ) MED SIZE	EACH	425.00	700.00	800.00	400.00	600.00	500.00
NON STICK COOKING PAN (DEGCHI ) SUP. QLTY	EACH	350.00	950.00	1200.00	345.00	600.00	650.00
FRYING PAN STEEL AVG. QLTY MED. SIZE	EACH	260.00	250.00	225.00	200.00	800.00	475.00
TAWA IORN (MEDIUM SIZE) AVG. QLTY	EACH	200.00	275.00	275.00	200.00	400.00	300.00
S.STEEL PLATE A.QLTY.(M.SIZE)	EACH	85.00	90.00	80.00	42.50	130.00	65.00
TABLE SPOON S.STEEL SUP.QLTY.	DOZEN	325.00	240.00	250.00	320.00	500.00	420.00
WATER SET JUG+6 GLASSES (OMROC)	SET	340.00	600.00	475.00	750.00	900.00	525.00
TEA SET PAK. CHINAWARE 21 PCS.	SET	1100.00	1200.00	1500.00	2500.00	1400.00	2250.00
DINNER SET PLASTIC 72 PIECES SUPERIOR QLTY	SET	4750.00	3450.00	2850.00	5466.67	2700.00	4450.00
HOTPOT SET PLASTIC 3 PCS.	SET	1050.00	600.00	1200.00	1200.00	1500.00	1900.00
BUCKET(BALTI) PLASTIC MED.SIZ	EACH	285.00	370.00	395.00	300.00	450.00	275.00
LOTA PLASTIC (MED SIZE) AVERAGE QUALITY	EACH	40.00	60.00	60.00	50.00	90.00	60.00
PRESURE COOKER 4 LTR.	EACH	1100.00	1400.00	1600.00	1333.33	1600.00	1225.00
WATER COOLER 9/10 LTR.PLASTIC ***	EACH	500.00	675.00	700.00	540.00	600.00	950.00
THERMOS STARVAC 1 LTR	EACH	375.00	710.00	675.00	425.00	700.00	350.00
BULB PHILIPS 100-WATTS	EACH	30.00	30.00	30.00	35.00	30.00	30.00
TUBE LIGHT PHILIPS 40 WATTS	EACH	100.00	135.00	130.00	135.00	100.00	95.00
ELECTRIC BLUBS "0" WATTE LOCAL	EACH	20.00	25.00	20.00	30.00	20.00	25.00
ELECTRIC BLUB ENERGY SAVER 14 WATTS	EACH	180.00	120.00	130.00	180.00	150.00	180.00
WASHING SOAP 250 GMS SPECIFY BRAND NAME	EACH	30.00	24.00	25.00	32.50	40.00	35.00
SURF EXCEL 400 GMS POLY BAG	EACH	130.00	113.00	110.00	110.00	130.00	130.00
WASHING POWDER 1000 GRM	EACH	175.00	192.50	185.00	250.00	155.00	185.00
WASHING POWDER (WHEEL/ BONUS) 100 GRAMS	EACH	85.00	98.00	100.00	150.00	85.00	95.00
CLEANSER POWDER VIM 1000 GM	PKT.	72.00	70.00	80.00	50.00	66.67	75.00
FINIS 500 ML	BOTTLE	187.50	190.00	180.00	187.50	190.00	200.00
PHNYLE TYPHONE/FINIS/CARRANITE 3 LITRES	BOTTLE	120.00	139.00	140.00	140.00	190.00	140.00
HARPIC	BOTTLE	130.00	145.00	150.00	150.00	150.00	150.00
BOOT POLISH CHERRY/KIWI 50ML	EACH	100.00	85.00	98.00	85.00	100.00	105.00
ROBIN BLUE (35 GRAMS)	PKT.	35.00	25.00	30.00	50.00	25.00	25.00
TISSU PAPER PERFUMED 100 PCS.	PKT	100.00	100.00	95.00	118.75	120.00	110.00
TOILET PAPER ROLL (R.PETEL)	P/ROLL	40.00	40.00	40.00	40.00	40.00	40.00
BOOT POLISH LIQUID CHEERY BLOSSOM KIWI 75 ML	BOTTLE	120.00	120.00	120.00	130.00	130.00	140.00
MATCH BOX SMALL	EACH	2.00	2.00	2.00	2.00	2.50	1.50
DRY CELL 1.5 VOLT(LOCAL)	EACH	15.00	15.00	15.00	25.00	30.00	24.50
HAND STITCHING NEEDLE M.SIZE	PACKET	5.00	8.00	8.00	6.00	12.00	5.00
SEWING MACHINE NEEDLE (SINGER)	EACH	5.00	2.00	2.00	5.00	8.00	5.00
HOUSEHOLD SERVANT FEMALE P/T	P/MNTH	1350.00	4000.00	4000.00	1500.00	3500.00	900.00
MARRIAGE HALL WITH FURNITURE	P/HEAD	80.00	50.00	50.00	50.00	50.00	50.00
SEPTRAN TABLETS	10TAB.	20.00	20.00	20.00	20.00	20.00	19.30
BRUFEN TABS 200-MG.	10TAB.	10.00	15.00	15.00	10.00	13.00	10.00
PANADOL TAB. EXTRA/PLAIN	10TAB.	12.00	15.00	15.00	12.00	12.00	12.00

Contd.

### 7.11 Intercity Consumer Prices December, 2016

Description	Unit	Quetta	Turbat	Gawadar	Loralai	Khuzdar	D.M. Jamali
DISPRIN TAB.	10TAB.	12.00	15.00	15.00	12.00	13.00	12.70
TRISIL TAB.	10 TAB	10.00	15.00	15.00	10.00	10.00	10.00
FLAGYL TAB. 200 MG.	10TAB.	10.00	10.00	10.00	10.00	10.00	10.00
VENTOLIN TAB. 2MG.	10TAB.	10.00	10.00	10.00	10.00	10.00	10.00
DAONIL TAB. 5 MG.	10TAB.	17.00	18.00	18.00	17.00	17.00	17.00
ENTOX TAB.	10TAB.	15.00	12.00	12.00	15.00	10.00	15.00
RENITEC TAB. 5 MG.	10TAB.	59.00	60.00	60.00	58.00	59.00	58.50
CAC. 1000 TAB	BOTTLE	122.00	122.00	122.00	122.00	122.00	122.00
AMOXIL CAPSOLE 250 MG.S	10CAP.	36.00	40.00	40.00	36.00	35.00	35.70
CALCIUM SYRUP SANDOZ	BOTTLE	65.00	65.00	65.00	65.00	64.00	64.00
LEDERPLEX SYRUP	BOTTLE	53.00	50.00	50.00	53.00	53.00	52.74
SANCOS SYRUP (50 ML.)	BOTTLE	30.00	30.00	30.00	30.00	30.00	30.00
PHENERGAN SYRUP 120 ML.	BOTTLE	33.00	35.00	33.00	33.00	33.00	33.00
CALPOL SYRUP 60 ML.	BOTTLE	28.00	28.00	28.00	28.00	28.00	28.00
HYDRYLLIN SYRUP 120 ML.	BOTTLE	69.00	70.00	70.00	65.00	69.00	69.00
POLYFAX EYE OINTMENT	TUBE	21.00	22.00	25.00	21.00	21.00	21.50
BETNESOL EYE DROPS	BOTTLE	34.00	34.45	33.89	34.00	34.00	33.89
EAR DROPS (CARDISPORINE) ***	BOTTLE	23.00	21.00	21.00	25.00	21.00	21.00
BETNOVATE-N OINTMENT 5 GMS	TUBE	16.00	16.00	17.00	16.00	16.00	16.00
BURNOL CREAM 30 GRM	TUBE	0.00	0.00	0.00	0.00	0.00	0.00
VICKS VAPORUB/BALM	BOTTLE	36.00	36.00	37.00	36.00	36.00	36.00
GLYCRINE SMALL BOTTLE	BOTTLE	45.00	30.00	30.00	36.00	25.00	15.00
JOUHAR JOSHANDA	PKT.	10.00	8.50	8.00	8.00	10.00	8.00
GALXOS-D (450 GRMS)	PKT.	151.88	150.00	150.00	146.00	140.00	157.50
GRIPE-WATER WOODWARDS	BOTTLE	50.00	55.00	55.00	55.00	55.00	55.00
SANIPLAST ONE PUTTY	EACH	1.50	3.00	3.00	2.00	2.00	1.45
O.R.S. (NIMCOL)	PKT.	15.00	17.00	17.00	15.00	17.00	17.00
DETTOL (MEDIUM)	BOTTLE	65.00	65.00	65.00	65.00	65.00	65.00
COTTON BANDAGE 2" - 4"	EACH	10.00	20.00	20.00	13.00	30.00	10.00
THERMOMETER CHINA	EACH	35.00	50.00	50.00	35.00	50.00	40.00
DOCTOR (MBBS) CLINIC FEE	P/PAT.	200.00	350.00	400.00	200.00	250.00	150.00
URINE TEST (DR) CHARGES	P/TEST	80.00	300.00	300.00	100.00	100.00	85.00
BLOOD TEST (CP) CHARGES	P/TEST	200.00	350.00	350.00	200.00	150.00	225.00
SUGAR TEST (RANDOM/FASTING BOTH) CHARGES	P/TEST	175.00	300.00	300.00	150.00	150.00	200.00
ECG CHARGES	P/TEST	175.00	400.00	400.00	200.00	300.00	150.00
X-RAY (CHEST) CHARGES	P/X-RAY	300.00	500.00	550.00	250.00	250.00	350.00
CAR SUZUKI 800 CC (W/O. A/C)	EACH	625000.00	0.00	0.00	0.00	0.00	0.00
CAR SUZUKI 1000 CC	EACH	1149000.00	0.00	0.00	0.00	0.00	0.00
CAR TOYOTA 1300 CC	EACH	1800500.00	0.00	0.00	0.00	0.00	0.00
CAR HONDA CIVIC	EACH	2053000.00	0.00	0.00	0.00	0.00	0.00
MOTORCYCLE HONDA CD-70.	EACH	63500.00	68000.00	69000.00	66000.00	0.00	65500.00
MOTORCYCLE YAMAHA 100CC.	EACH	77000.00	79000.00	80000.00	81000.00	0.00	0.00
MOTOR CYCLE HERO 70 CC	EACH	44000.00	50000.00	0.00	50000.00	0.00	0.00
BICYCLE WITH TYRES & TUBES	EACH	7062.50	6000.00	6500.00	7500.00	0.00	7500.00
TYRE CAR WITH TUBE GENERAL	EACH	3250.00	4000.00	4000.00	3200.00	4000.00	3300.00
TYRE MOTOR CYCLE WITHOUT TUBE	EACH	1050.00	1350.00	1400.00	1125.00	1300.00	1100.00
TYRE CYCLE SPECIFY BRAND NAME	EACH	350.00	300.00	300.00	335.00	500.00	475.00
TYRE CAR W/O TUBE	EACH	2950.00	3500.00	3500.00	2350.00	6000.00	2800.00
PETROL SUPER	LITRE	66.50	68.78	68.78	68.40	68.78	67.50
HIGH SPEED DIESEL HSD	LITRE	75.50	78.38	78.38	77.10	78.38	76.40
CNG	K.G.	75.82	0.00	0.00	0.00	0.00	75.82
GAS CYLINDER STAND. SIZE	EACH	1300.00	660.00	770.00	1225.00	1000.00	1700.00
MOTOR CYCLE SERVICE CHARGES	EACH	275.00	200.00	250.00	200.00	400.00	200.00
CAR SERVICE CHARGES	EACH	450.00	350.00	500.00	375.00	500.00	300.00
TYRE PUNCTURE CHARGES	EACH	45.00	100.00	85.00	50.00	80.00	65.00
CYCLE OVERHAULING CHARGES	EACH	190.00	150.00	275.00	190.00	300.00	100.00
CAR TAX FOR 800CC TO 1300CC	YEARLY	400.00	400.00	400.00	400.00	400.00	400.00
TRAIN FARE ECO. 1-100 KM.	P/KM.	0.68	0.68	0.68	0.00	0.00	0.68
TRAIN FARE ECO. 101-500 KM.	P/KM.	0.98	0.00	0.98	0.00	0.00	0.98
TRAIN FARE ECO. > 500 KM.	P/KM.	0.89	0.89	0.89	0.00	0.00	0.89

Contd.

### 7.11 Intercity Consumer Prices December, 2016

Description	Unit	Quetta	Turbat	Gawadar	Loralai	Khuzdar	D.M. Jamali
TRAIN FARE IST SLP. 1-100KM	P/KM.	2.10	2.10	2.10	0.00	0.00	2.10
TRAIN FARE IST SLP.101-500 KM	P/KM.	2.59	2.59	2.59	0.00	0.00	2.59
TRAIN FARE IST SLP. > 500 KM	P/KM.	1.99	1.99	1.99	0.00	0.00	1.99
TRAIN FARE A/C SLP. 1-100KM.	P/KM	5.76	5.76	5.76	0.00	0.00	5.76
TRAIN FARE A/C SLP.101-500KM	P/KM.	4.59	4.59	4.59	0.00	0.00	4.59
TRAIN FARE A/C SLP > 500KM.	P/KM	4.16	4.16	4.16	0.00	0.00	4.16
PLATEFORM TICKET	EACH	10.00	5.00	10.00	0.00	0.00	10.00
AUTO RICKSHAW FARES	KM/MIN	65.00	40.00	55.00	50.00	65.00	50.00
FULL TONGA CHARGES	KM/MIN	80.00	0.00	0.00	50.00	0.00	0.00
TAXI 4 SEATER FARE	KM/MIN	60.00	50.00	60.00	60.00	60.00	60.00
BUS FARE MIN (WITHIN CITY)	TICKET	20.00	0.00	0.00	0.00	0.00	0.00
BUS FARE MAX (WITHIN CIT	TICKET	18.00	0.00	0.00	0.00	0.00	0.00
BUS FARE OUTSIDE CITY	P/KM.	0.90	0.90	0.90	0.90	0.90	0.90
A/C BUS FARE OUTSIDE CITY	P/KM.	1.32	1.32	1.32	1.32	1.32	1.32
MINIBUS FARE MIN.WITH IN CITY	TICKET	20.00	0.00	35.00	0.00	0.00	0.00
MINIBUS FARE MAX.WITH IN CITY	TICKET	20.00	0.00	0.00	0.00	0.00	0.00
SUZUKI FARE MIN.WITH IN CITY	TICKET	0.00	10.00	10.00	0.00	15.00	0.00
SUZUKI FARE MAXIMUM W.IN CITY	TICKET	0.00	30.00	40.00	0.00	30.00	0.00
AIR FARE ECONOMY CLASS.	P/KM.	19.26	19.26	19.26	0.00	19.26	0.00
POSTAL ENVELOPE DOMESTIC	EACH	8.00	8.00	8.00	8.00	8.00	8.00
ENVELOPE FOR SAUDI ARABIA	EACH	50.00	50.00	50.00	50.00	50.00	50.00
POSTAL REGISTRATION CHARGES	EACH	28.00	38.00	38.00	38.00	28.00	38.00
U.M.S. REG CHARGES MIN.	EACH	59.00	60.00	60.00	59.00	59.00	60.00
T.C.S. CH. MIN.WITH IN ZONE	EACH	110.00	150.00	150.00	220.00	150.00	150.00
TELEPHONE CHARGES LOCAL CALL	P/CALL	3.94	3.94	3.94	3.94	3.94	3.94
TEL CHARGES OUT SIDE CITY	P/CALL	3.94	3.94	3.94	3.94	3.94	3.94
INTERNET CHARGES	P/HOUR	25.00	30.00	30.00	50.00	20.00	30.00
MOBILE CELL CHARGES	P/UNIT	3.00	3.00	3.00	3.00	4.00	3.00
FAX CHARGES (LOCAL)	P/PAGE	15.00	30.00	25.00	20.00	20.00	15.00
TELEPHONE SET AV. QLTY	EACH	575.00	850.00	800.00	1100.00	800.00	850.00
MOBILE SET NOKIA/SONY/ERICSON/SAMSUNG WITHOUT CAMERA	EACH	3000.00	2100.00	2100.00	2750.00	2500.00	3750.00
T.V. 20" COLORED WEGA H-A21.	EACH	18000.00	10500.00	11000.00	18000.00	17500.00	20000.00
T.V 20" COLOR CHINA/KORIA)	EACH	13000.00	7000.00	8000.00	12000.00	8500.00	16500.00
V.C.P. PANASONIC/LG/NAT	EACH	6900.00	4500.00	0.00	6000.00	0.00	6500.00
DVD/VCD PLAYER PANASONIC/LG	EACH	5200.00	3000.00	0.00	4800.00	3000.00	4750.00
RADIO WITH C.PLAYER NATIONAL	EACH	1925.00	1600.00	2375.00	2000.00	1900.00	1650.00
PERSONNEL COMPUTER (BRANDED)	EACH	42000.00	28000.00	28000.00	28000.00	28000.00	28000.00
VID. CASSETTE BLK. TDK/SONY	EACH	155.00	150.00	150.00	150.00	0.00	0.00
COM. C.D. (TDK/IMATION)	EACH	72.50	35.00	35.00	30.00	40.00	60.00
TAPE RECORDER CASSETTE BLANK	EACH	40.00	35.00	37.50	35.00	45.00	30.00
VIDEO GAME SEGA 16 BYTE	EACH	1150.00	900.00	900.00	1250.00	1000.00	0.00
CINEMA A/C. HIGH CLASS	TICKET	0.00	0.00	0.00	0.00	0.00	0.00
CINEMA NON-A/C HIGH CLASS	TICKET	150.00	0.00	0.00	20.00	0.00	0.00
CABLE CHARGES	P/MONTH	400.00	350.00	300.00	300.00	300.00	300.00
TV.LICENCE FEE DOMESTIC	YEARLY	420.00	420.00	420.00	420.00	420.00	420.00
ENGLISH BOOK CLASS V1	EACH	59.00	59.00	59.00	59.00	59.00	59.00
ENGLISH BOOK CLASS IX OR X	EACH	56.00	56.00	56.00	56.00	56.00	56.00
ENG. BOOK IST.YR COMPLETE SET	EACH	65.00	65.00	65.00	65.00	65.00	65.00
ENGLISH BOOK BA/B.SC	EACH	175.00	175.00	175.00	175.00	175.00	175.00
URDU BOOK CLASS V (T.B.BORD)	EACH	75.00	75.00	75.00	75.00	75.00	75.00
URDU BOOK CLASS IX/X(T.B.B)	EACH	63.50	63.50	63.50	63.50	63.50	63.50
URDU BOOK IST.YEAR/INTER	EACH	85.00	85.00	85.00	85.00	85.00	85.00
URDU BOOK BA/B.SC	EACH	175.00	175.00	175.00	175.00	175.00	175.00
MATHS BOOK CALSS V (T.B.B)	EACH	90.00	90.00	90.00	90.00	90.00	90.00
MATHS BOOK CLASS IX OR X	EACH	130.50	130.50	130.50	130.50	130.50	130.50
MATHS BOOK IST.YEAR (T.B.B)	EACH	138.00	138.00	138.00	138.00	138.00	138.00
PAKISTAN STUDIES BOOK BA/B.SC	EACH	300.00	300.00	300.00	300.00	300.00	300.00
DAILY "DAWN"	P/COPY	20.00	19.00	19.00	19.00	19.00	19.00
DAILY "JANG"	P/COPY	13.00	12.00	12.00	12.00	12.00	12.00
DAILY "NAWA-E-WAQT"	P/COPY	13.00	12.00	12.00	12.00	12.00	12.00

Contd.

### 7.11 Intercity Consumer Prices December, 2016

Description	Unit	Quetta	Turbat	Gawadar	Loralai	Khuzdar	D.M. Jamali
WEEKLY "AKHBAR-E-JAHAN"	P/COPY	55.00	55.00	55.00	55.00	55.00	55.00
WEEKLY "MAG"	P/COPY	45.00	45.00	45.00	45.00	45.00	45.00
MONTHLY "NAUNEHAL DIGEST"	P/COPY	35.00	35.00	35.00	35.00	35.00	35.00
PAPER FOOLSCAPE (27"x17")	QUIRE	27.50	25.00	27.00	35.00	60.00	42.50
EXERCISE.BOOK LINED 80/100 PGS	EACH	37.50	40.00	40.00	60.00	60.00	27.50
PENCILGOLDFISH/DEER	EACH	6.00	5.00	6.00	7.00	10.00	5.00
PEN INK DOLLOR 57 ML BOTTLE	EACH	20.00	20.00	20.00	20.00	20.00	20.00
PHOTOSTATE PAPER 70 GM	PRT	355.00	530.00	550.00	400.00	450.00	350.00
BALL PEN (local)	EACH	10.00	8.00	7.00	5.00	10.00	8.50
FOUNTAIN PEN HERO/WINGS/CHINA	EACH	35.00	40.00	50.00	50.00	45.00	37.50
PRIVATE SCHOOL FEE ENGLISH MEDIUM AVERAGE STANDARD (CLASS I)	P/MONTH	750.00	725.00	800.00	600.00	400.00	475.00
PRIVATE SCHOOL FEE ENGLISH MEDIUM AVERAGE STANDARD (CLASS V)	P/MONTH	1150.00	900.00	900.00	750.00	560.00	550.00
PRIVATE SCHOOL FEE ENGLISH MEDIUM AVERAGE STANDARD (CLASS VI)	P/MONTH	1200.00	1350.00	1300.00	1000.00	675.00	700.00
PRIVATE SCHOOL FEE ENGLISH MEDIUM AVERAGE STANDARD (CLASS X)	P/MONTH	1400.00	1600.00	1600.00	1200.00	635.00	950.00
PRIVATE MEDICL COLLEGE FEE MBBS (1ST YEAR)	P/MONTH	29166.66	0.00	0.00	0.00	29166.66	0.00
PRIVATE ENGINEERING COLLEGE FEE (1STR YEAR)	P/MONTH	3380.00	0.00	0.00	0.00	3380.00	0.00
GOVT. COLLEGE FEE 1ST. YEAR	MONTH	16.67	16.67	16.67	16.67	16.67	16.67
GOVT. COLLEGE FEE 4TH. YEAR	MONTH	16.67	16.67	16.67	16.67	16.67	16.67
GOVT. UNIVERSITY FEE MSC.	MONTH	285.83	350.00	350.00	350.00	285.83	350.00
GOVT. MED. COLLEGE FEE MBBS	MONTH	1500.00	0.00	0.00	0.00	1500.00	0.00
GOVT. ENGG. COLL. FEE I YEAR	MONTH	1408.33	0.00	3850.00	0.00	850.00	850.00
COACHING FEE FOR CLASS IX/X	P/MONTH	500.00	1200.00	1500.00	600.00	600.00	1000.00
COACHING CHARGES FOR CLASS 1ST YEAR/INTER (SCIENCE)	P/MONTH	1000.00	0.00	1500.00	0.00	0.00	1500.00
COACHING CHARGES FOR CLASS 1ST YEAR/INTER (COMMERCE)	P/MONTH	1000.00	0.00	1500.00	0.00	0.00	1500.00
I.T. TUITION FEES	P/MONTH	3216.67	0.00	920.00	750.00	3216.67	0.00
MBA TUITION FEES	P/MONTH	3038.33	0.00	0.00	833.33	3038.33	0.00
BREAD TANDOORI ST. SIZE	EACH	10.00	10.00	10.00	10.00	20.00	10.00
COOKED MUTTON (AV. HOTEL)	PLATE	160.00	130.00	160.00	225.00	230.00	115.00
COOKED BEEF (AV. HOTEL)	PLATE	90.00	90.00	130.00	135.00	180.00	95.00
COOKED DAL (AV. HOTEL)	PLATE	65.00	70.00	85.00	95.00	80.00	40.00
CHICKEN BIRYANI FULL/DOUBLE	PLATE	150.00	150.00	145.00	115.00	80.00	90.00
TEA PREPARED (ORDINARY)	CUP	21.00	20.00	20.00	22.50	20.00	20.00
HAIRCUT CHARGES FOR MEN	P/CUT	100.00	100.00	100.00	70.00	80.00	55.00
BEAUTY PORL HAIR STYL CHARGE	P/STY.	350.00	300.00	350.00	250.00	250.00	225.00
SHAVING CHARGES	PER SHV	60.00	45.00	50.00	50.00	40.00	35.00
LIPSTICK S.MISS/MEDORA	EACH	120.00	90.00	100.00	95.00	100.00	105.00
NAIL POLISH S.MISS/MEDORA	EACH	95.00	80.00	80.00	95.00	100.00	80.00
PERFUME MED.SIZE MEDORA/BROACH	EACH	100.00	100.00	100.00	100.00	200.00	200.00
HAIR-OIL AMLA/CHAMBELI	BOTTLE	100.00	90.00	80.00	105.00	130.00	120.00
TOILET SOAP LUX 95 GRAMS	EACH	32.00	35.00	40.00	42.00	40.00	41.00
TOILET SOAP LIFEBOUY 140 GRM	EACH	37.00	36.00	36.00	36.00	36.00	36.00
TOILET SOAP SAFEGUARD BATH SIZE	EACH	50.00	50.00	45.00	48.00	50.00	48.00
TOOTHPASTE MACKLINES 70 GRM	EACH	50.00	50.00	50.00	50.00	50.00	50.00
TOOTHPAST MED SIZE CLGATE 70 GMS	EACH	65.00	70.00	80.00	65.00	70.00	65.00
TOOTHBRUSH SHEILD A/PLAUQUE	EACH	50.00	50.00	50.00	37.50	50.00	47.50
TOOTHPOWDER DENTONIC 90 GRM	EACH	35.00	35.00	35.00	30.00	25.00	30.00
HAIR-COLOUR BEGIN (6 GMS)	EACH	105.00	90.00	90.00	105.00	100.00	105.00
HAIR COLOUR (KALAKOLA)	BOTTLE	130.00	80.00	100.00	105.00	130.00	130.00
FACECREAM PONDS (MEDIUM)	EACH	120.00	100.00	100.00	120.00	180.00	120.00
TALC POWDER VICE ROAY.B.CAT	EACH	145.00	130.00	110.00	140.00	170.00	150.00
BLADE TREET ORDINARY 10'S	PKT.	30.00	30.00	30.00	40.00	50.00	30.00
BLADE 7-O-CLOCK STAIN. 5'S	PKT.	45.00	35.00	35.00	40.00	60.00	30.00
SHAMPOO SUNSILK/PAINTIN 100 ML	BOTTLE	110.00	115.00	110.00	100.00	115.00	100.00
BEAUTY CREAM (FAIR & LOVELY)	EACH	185.00	85.00	180.00	75.00	150.00	185.00
HAIR REMOVING CREAM (EU-CREAM)	TUBE	65.00	60.00	70.00	80.00	70.00	60.00
GEL MEDIUM SIZE	BOTTLE	80.00	60.00	60.00	120.00	150.00	120.00
DISPOSABLE RAZOR GILLET-II	EACH	45.00	45.00	47.50	45.00	50.00	45.00
SHAVING CREAM TOUCH-ME/ADM.	EACH	70.00	50.00	60.00	50.00	70.00	67.50
GOLD TEZABI 24 CT	10 GM.	42800.00	45000.00	45000.00	42750.00	42440.00	44000.00
SILVER TEZABI 24 CT	10 GM.	590.00	1000.00	1100.00	0.00	625.00	610.00
ARTIFICIAL JEWELLARY SET	SET	480.00	500.00	525.00	400.00	450.00	500.00
WRIST WATCH GENTS CITIZEN (ORIGINAL) ***	EACH	2550.00	2550.00	2500.00	2550.00	0.00	2500.00
WRIST WATCH LADIES CITIZEN (ORIGINAL) ***	EACH	2550.00	2500.00	2600.00	2500.00	2500.00	2500.00
WALL CLOCK QUARTZ AV.QLTY	EACH	475.00	450.00	300.00	500.00	500.00	500.00
SUITCASE REXIN (24"x16"x6")	EACH	1500.00	1000.00	1000.00	1000.00	2400.00	1000.00
TRUNK MEDIUM SIZE ***	EACH	1000.00	650.00	3000.00	666.67	2500.00	1200.00
PURSE LADIES (LEATHER) AVERAGE QUALITY	EACH	400.00	350.00	250.00	283.33	500.00	325.00

**7.11 Inter-city Consumer Prices  
December, 2016**

Description	Unit	Value in Rupees	
		Average	% Change
<b>FOOD &amp; NON-ALCOHOLIC BEVERAGES</b>			
WHEAT	10 KG.	348.13	0.87
WHEAT FLOUR FINE/SUPERIOR.	KG.	44.39	0.89
WHEAT FLOUR AVG. QLTY	KG.	39.13	0.49
WHEAT FLOUR BAG	10 KG.	385.73	0.33
MAIDA	KG.	53.20	-0.06
SUJI	KG.	54.78	-0.09
BESAN AV. QLTY.	KG.	164.86	1.10
RICE BASMATI SUP. QLTY.	KG.	115.75	0.65
RICE BASMATI 385/386	KG.	75.93	0.16
RICE BASMATI BROKEN AV.QLTY	KG.	60.98	0.20
RICE IRRI-6 (SINDH/PUNJAB)	KG.	46.06	0.13
VERMICELLI	KG.	82.38	1.38
BREAD PLAIN MEDIUM SIZE	EACH	41.09	0.00
RUSK (PAPAY)	KG.	191.93	-0.45
BISCUITS-PACKED	PKT	36.82	0.16
BISCUIT-BAKERY (LOOSE)	250 GM	79.09	0.06
CORNFLAKS FAUJI 225 GM.	PKT	183.41	0.25
SAMOSA (VEGATABLE)	EACH	13.33	0.00
PASTRY AV.QLTY.	EACH	25.96	0.23
PATTIES (VEGATABLES)	EACH	21.88	0.27
NIMCO	250 GM	68.59	-0.25
CHIPS	250 GM	74.69	0.00
BEEF WITH BONE AV.QLTY.	KG	311.70	0.13
MUTTON AV.QLTY.	KG	625.62	0.00
CHICKEN FARM BROILER (LIVE)	KG	133.45	-9.93
FISH-RAHU MEDIUM SIZE	KG	287.00	1.31
MILK FRESH (UNBOILED)	LTR.	80.09	0.16
CURD	KG.	93.11	0.16
MILK TETRA PACK 1/2 LTR.	PKT.	59.74	0.00
LACTOGEN 400 GRAMS	PKT.	433.70	0.09
POWDER MILK NIDO 400GM.	PKT	381.51	-0.65
MILK POWDER LOOSE/PACKED	KG.	494.42	-0.16
BUTTER LOCAL PACKED	50 GM.	30.71	0.10
EGGS FARM	DOZ	127.50	6.86
MUSTARD OIL AV.QLTY.	KG.	183.59	0.44
COOKING OIL (DALDA)	2.5LTR	464.97	1.37
COOKING OIL (PAKWAN) OTHER BRAND SPECIFY	2.5 LTR	403.32	-0.14
VEGETABLE GHEE TIN	2.5KG.	451.04	1.28
VEGETABLE GHEE (LOOSE)	KG.	147.02	0.74
DATES AV.QLTY.	KG.	169.81	-0.03
PISTACHIO AV.QLTY.	50 GM.	106.63	0.92
ALMONDS WHOLE AV.QLTY.	KG.	659.30	-2.24
COCONUT DRY AV.QLTY.	KG.	311.17	1.88
RAISINS AV.QLTY.	50 GM.	22.58	0.53
GROUNDNUTS (WITH SHELL)	KG.	203.26	3.93
MALTA/MOSAMBI	DOZ	124.75	-0.58
KINNU	DOZ	94.21	
APPLE	KG	111.62	5.61
ALOO BUKHARA	KG	0.00	
POMEGRANATE (ANNAR)	KG	185.04	13.91
GRAPES	KG	0.00	-100.00
BANANAS	DOZ	63.30	5.04
MANGO KALMI	KG	0.00	
GUAVA	KG	63.15	-6.50
WATERMELON (TURBOOZ)	KG	0.00	
MUSKMELON (KHARBOOZA)	KG	0.00	
SWEETMELON (GARMA)	KG	0.00	
PULSE MASOOR (WHOLE)	KG.	136.56	-2.21
PULSE MASOOR (WASHED)	KG.	145.04	-2.26

Contd.



### 7.11 Inter-city Consumer Prices December, 2016

Description	Unit	Value in Rupees	
		Average	% Change
PULSE MOONG (WASHED)	KG.	143.11	-2.11
PULSE MASH (WASHED)	KG.	224.10	-4.34
PULSE GRAM	KG.	167.19	-1.05
GRAM WHOLE BLACK AV.QLTY.	KG.	150.64	1.16
GRAM WHOLE YELLOW AV.QLTY	KG.	188.94	2.12
BEANS (LAL LOBIA)	KG.	138.13	-0.14
POTATOES	KG	34.57	-19.88
ONION	KG	26.29	-2.70
TURNIP	KG	30.99	-25.34
RADISH	KG	25.30	-15.89
TOMATOES	KG	49.38	-2.97
CABBAGE	KG	47.00	
CAULIFLOWER	KG	33.27	-27.26
BRINJAL	KG	34.60	-21.22
PUMPKIN	KG	0.00	-100.00
BOTTLEGOURD	KG	0.00	-100.00
LADY FINGER	KG	0.00	-100.00
PEAS	KG	88.40	-52.70
SPINACH	KG	22.72	-16.29
TINDA	KG	0.00	-100.00
TURAI	KG	0.00	-100.00
KARAILA	KG	0.00	-100.00
ARVI	KG	0.00	-100.00
CHILLIES GREEN	KG	82.70	-19.95
CARROT	KG	38.79	-25.29
COCUMBER (KHEERA)	KG	46.09	-11.57
LEMON	250GM	34.05	-10.79
SUGAR REFINED	KG.	63.20	-13.44
GUR AV.QLTY	KG.	84.62	-4.74
HONEY LANGANESE 500 GM.	BOTTLE	818.19	0.40
MILO 200 GM.	BOTTLE	215.27	0.12
CUSTARD POWDER RAFHAN 300 GM.	PKT	79.60	0.00
TOFFEE (HILAL)	EACH	1.44	0.00
CHOWKELATE CANDY (SMALL SIZE)	EACH	5.40	0.00
SWEETMEAT (MIXED)	KG	320.50	0.23
ICE CREAM WALLS	CUP.	41.09	0.00
ICE	KG	10.67	-3.26
JAM AHMED/MITCHELLES	BOTTLE	136.54	0.04
SQUASH-MITCHELLES	BOTTLE	157.71	0.08
ROOH AFZA	BOTTLE	161.06	0.00
JAM-E-SHIREEN	BOTTLE	166.51	0.22
SAUNF	50 GM	17.85	0.39
CINAMON LOOSE AV. QLTY	50 GM.	27.00	-1.35
CUMINSEED WHITE NATIONAL	50 GM.	53.15	0.00
PEPPER BLACK NATIONAL	50 GM.	102.88	0.98
CLOVES LOOSE AV.QLTY	50 GM.	89.29	0.00
CARDAMOM LARGE LOOSE AV.QLTY	50 GM.	142.45	-1.35
CARDAMOM SMALL AV.QLTY	50 GM.	105.93	1.12
SALT-POWDERED (LAHORI) LOOSE	KG.	10.56	0.48
SALT POWDERED (NATIONAL/SHAN)	PKT	24.83	1.02
CHILLIES POWD.NATIONAL 200GM	PKT	106.15	0.00
CHILLIES POWDER LOOS	KG.	271.45	-0.96
CORRIANDER SEED POWD.NATIONAL	PKT	101.85	0.03
CORRIANDER SEED (LOOSE)	KG.	250.66	-0.65
TURMERIC POWD.NATIONAL 50GM	PKT.	35.83	0.00
CURRY POWD. NATIONAL 200 GM	PKT.	87.08	0.00
TOMATO KETCHUP AHMED/MITCHL	BOTTLE	95.21	0.18
PICKLES AHMED/MITCHELLES	BOTTLE	111.00	0.21
VINEGAR SYNTHETIC (SIRKA)	BOTTLE	76.63	0.49
GARLIC	KG	298.85	1.90
GINGER	KG	162.14	4.57

Contd.

### 7.11 Inter-city Consumer Prices December, 2016

Description	Unit	Value in Rupees	
		Average	% Change
TAPAL DANEDAR TEA 200GM PACKET	PKT	160.33	0.82
TEA LIPTON YELLOW LABEL 200GM.	PKT.	172.41	8.91
TEA LOOSE KENYA AV.QLTY 250GM.	PKT.	150.61	0.29
COFFEE-NESCAFE 75 GM. **	BOTTLE	331.73	0.19
COLD DRINK (STANDARD SIZ)	BOTTLE	25.17	0.00
FRUIT JUICE TETRA PACK	PKT.	19.06	0.69
MINERAL WATER NESTLE 1.5 LTR	BOTTLE	49.23	0.00
ALCOHOLIC BEVERAGES & TOBACCO			
CIGARETTES K-2 10'S **	PKT	62.54	1.76
CIGARETTES CAPSTAN 10'S **	PKT	72.49	2.46
CIGARETTES GOLD LEAF 20'S	PKT	133.88	1.71
CIGARETTES MORVEN GOLD 20'S	PKT	71.81	2.59
BETEL LEAVES	50GM.	74.45	0.00
BETEL NUTS	KG.	373.92	0.69
CLOTHING & FOOTWEAR			
LONG CLOTH 57" GUL AHMED/AL-KARAM	METER	226.19	0.00
SHIRTING AV.QLTY.	METER	178.73	0.00
PANT CLOTH W & WEAR AV.QLTY	METER	401.75	0.00
LAWN PRINTED GUL AHMED/AL-KARAM	METER	290.88	0.00
GEORGETTE AV.QLTY	METER	146.30	0.00
LINEN AV.QLTY ***	METER	158.19	0.00
HEAVY WT SUITING LAWERNCPUR AVG QLTY	METER	1414.79	3.07
HEAVY WT SUITING LAWERNCPUR SUP QLTY	METER	1857.19	3.45
TROPICAL SUITING LAW.PUR	METER	1172.73	1.79
PANT BOY 24"/26" LENGTH.	EACH	513.53	0.07
SHIRT BOY 24"/26" LENGTH	EACH	410.41	0.11
SCHOOL UNI. PANT,SHIRT BOYS	SUIT	717.56	0.04
SCHOOL UNI. KAMEEZ,SHAL.BOYS	SUIT	675.57	0.00
SCHOOL UNI. KAMEEZ,SHAL.GIRL	SUIT	713.74	0.01
FROCK W/WEAR GIRLS	EACH	1100.30	0.34
AWAMI-SUIT W & W(BOY) 24"/26	SUIT	1039.98	1.65
AWAMI-SUIT W&W (GENTS)AV.QLTY	SUIT	1363.93	0.55
PULLOVER GENTS OXFORD/BON.	EACH	2923.31	0.74
PULLOVER LADIES OXFORD/BON.	EACH	2790.25	1.21
PULLOVER (GENTS) OTHERS A.QTY	EACH	1005.35	1.67
SECOND-HAND COAT FOR MEN	EACH	452.55	2.19
SECONDHAND SWEETER FOR MEN DUP QLTY	EACH	329.15	0.41
SECONDHAND WINTER JACKET	EACH	442.72	1.56
UNDERWEAR AV.QLTY MEDIUM SIZE	EACH	133.33	0.07
VEST FOR MEN AV.QLTY.	EACH	137.95	0.00
VEST/SHAMEEZ (WOMEN) AVG. QLTY	EACH	160.14	0.00
SOCKS NYLON (PAKISTANI)	PAIR	89.78	0.43
BRASSIER AV.QLTY.	EACH	160.55	1.18
BRASSIER SUP QLTY	EACH	381.45	0.93
DOPATTA GEORGETTE AV.QLTY.	EACH	294.85	0.21
DOPATTA COTTON AV GLTY	EACH	237.41	0.24
CHADDAR (W/WEAR) (2x2.5 MTR)	EACH	463.38	1.33
LUNGI/DHOTI(COTTON) AVG. QLTY	EACH	311.48	1.16
HANDKERCHIEF AVG. QLTY PAK	EACH	43.06	1.01
HANDKERCHIEF SUP. QLTY PAK	EACH	67.62	0.37
GLOVES AV QLTY	PAIR	105.95	1.49
AZARBAND COTTON AVG. QLTY	EACH	18.78	1.35
SEWING THREAD/REEL(ASLI PARI)	EACH	6.84	0.00
WASHING CHARGES PAINT & SHIRT	SUIT	101.76	0.12
DRY CLEANING SUIT COAT PANT	SUIT	332.04	0.67
WASHING CH. (KAMIZ-SHALWAR)	PAIR	71.66	0.43
TAILORING SHIRT	EACH	393.03	1.29
TAILORING CHARGES PANT (MEN)	EACH	671.67	1.70
TAILORING COAT-PANT SUIT	SUIT	3969.08	0.57
TAILORING AWAMI-SUIT (MALE)	SUIT	587.32	1.87
TAILORING SUIT FEMALE	SUIT	505.01	0.84

Contd.

### 7.11 Inter-city Consumer Prices December, 2016

Description	Unit	Value in Rupees	
		Average	% Change
GENTS SHOES PAUL BATA	PAIR	1204.00	0.00
GENTS SANDAL BATA	PAIR	699.00	0.00
GENTS SPOUNG CHAPPAL BATA	PAIR	189.00	0.00
LADIES SANDAL BATA	PAIR	499.00	0.00
LADIES SPOUNG CHAPPAL BATA	PAIR	179.00	0.00
CHILD SHOE POWER LITE BATA	PAIR	599.00	0.00
GENTS SHOE, ART 1109 SERVICE	PAIR	999.00	0.00
NYLON JOGGER 27 SIZE 2-5 ***	PAIR	1299.00	0.00
CHINA FOOT WEAR AV. QLTY (MALE) *	PAIR	701.53	1.13
CHINA FOOT WEAR AV. QLTY (FEMALE) *	PAIR	541.18	0.00
CHINA FOOT WEAR AV. QLTY (CHILDREN) *	PAIR	458.21	0.41
SHOE REPAIR HALF SOLE	PAIR	106.43	0.00
SHOES POLISH CHARGES AVERAGE SHOP	PAIR	19.65	0.36
HOUSING, WATER, ELECT,GAS & OTH FUEL			
HOUSE RENT (combined)	MONTH	6356.50	-8.55
rent 2	pm	6951.04	0.00
RENT3	PM	6951.04	0.00
RENT4	PM	6951.04	0.00
RENT5	PM	6951.04	0.00
RENT6	PM	6951.04	0.00
SYNTHETIC ENEMAL ROBIALAC BALTI 3.64 LTR.	EACH	1894.45	0.11
SYNTHETIC ENEMAL ICI BALTI 3.64 LTR.	EACH	1961.83	0.09
CEMENT (LOCAL) SPECIFY BRAND NAME	BAG	540.95	0.44
BRICKS (NEW) IST CLASS	P/1000	7037.37	0.99
CEMENT BLOCKS (6"x8"x12")	P/100	2874.79	0.10
BAJREE	100CFT	4187.42	-0.09
SAND (BLACK PIT SAND)	K100CFT	2260.45	0.06
TIMBER SHESHAM LOG IST QUALITY	cubmt.	57367.69	0.10
IRON BAR (M.S. BAR) 1/2"	P/TON	68100.82	1.80
CARPANTER WAGE RATE	P/DAY	858.13	0.73
MASON (RAJ) WAGE RATE	P/DAY	973.15	0.78
UNSKILLED LABOUR WAGE RATE	P/DAY	535.15	1.21
PLUMBER WAGE RSTE	P/DAY	873.11	0.38
ELECTICIAN WAGE RATE PER DAY **	P/DAY	812.84	0.00
ELECTICIAN WAGE RATE PER POINT **	P/PNT	122.04	0.21
WATER CHARGES PER HOUSE	P/MONTH	126.65	0.00
ELECT.CHARGES UPTO 50 UNITS	P/UNIT	2.00	0.00
ELECT.CHARGES 01 - 100 UNIT	P/UNIT	6.18	0.00
ELECT.CHARGES 101 - 300 UNIT	P/UNIT	9.54	0.00
ELECT.CHARGES 301 - 1000 UNIT	P/UNIT	16.39	0.00
ELECT.CHARGES ABOVE 1000 UNIT	P/UNIT	18.39	0.00
ELEC	PM	10.50	0.00
GAS CHRg upto 3.3719 MMBUT	MMBTU	128.70	0.00
GAS CHRg 3.3719 - 6.7438 MMBUT	MMBTU	257.40	0.00
GAS CHRg 6.7438 - 10.1157 MMBUT	MMBTU	257.40	0.00
GAS CHRg10.1157 - 13.4876 MMBUT	MMBTU	702.00	0.00
GAS	PM	702.00	0.00
GAS	PM	409.50	0.00
KEROSENE OIL	LTR	85.35	1.38
FIREWOOD WHOLE	40 KG.	540.92	1.18
FURNISHING HOUSE HOLD EQUIPMENTS			
CHAIR SHESHAM WOOD WITH ARMS **	EACH	2105.85	1.32
CHAIR PLASTIC (CHAIRMAN) AVERAGE QUALITY	EACH	810.75	1.41
TABLE SHESHAM WOOD (4X2X5") ***	EACH	5756.69	0.44
SOFASET WOODEN WITH FOAM SEAT **	SET	17628.21	0.32
COT IRON (WITH NIWAR)AV.QLTY.	EACH	2271.26	1.00
ALMIRAH (STEEL) 6'X3' 20 GUAGE	EACH	9772.11	0.02
DINNING TABLE 6 CHAIRS A.QLTY	SET	21536.44	0.01
SINGLE BED WITHOUT FOAM MED.	EACH	6253.44	0.20
MATRESS SINGLE(4"THICK)	EACH	4989.42	0.02
FARSHI DARI 12'X9' AV.QLTY	EACH	1374.10	0.37

Contd.

### 7.11 Inter-city Consumer Prices December, 2016

Description	Unit	Value in Rupees	
		Average	% Change
DARI COTTON (6'x2 1/2') AV.QL	EACH	595.72	0.21
CARPET PLAIN AV. QLTY	SQFT.	43.43	0.74
QUILT (LIHAF) 3 KG. COTTON	EACH	960.76	0.42
BLANKET (90" x 54")	EACH	3564.15	1.24
BEDSHEET SINGLE BED SUP.QLTY	EACH	646.02	0.25
BED SHEET DOUBLE WITH TWO PILLOW COVERS SUP QLTY	SET	1273.74	1.13
TOWEL(3'x2') AV. QALTY	EACH	267.09	0.24
CEILING FAN 48" SUPER QLTY **	EACH	3113.33	0.16
PEDESTAL FAN 22" SUPER QLTY	EACH	4173.06	0.00
REFG. DAWLENCE 10 CFT. D.DOOR	EACH	31336.67	0.37
D-FREEZER WAVES 8 CFT.	EACH	30272.65	-0.24
AIRCONDITIONER 1.5 TON PEL	EACH	43116.25	0.00
SPLIT AIR CONDITIONER 1.5 TON (SPECIFY BRAND NAME)	EACH	44828.04	-0.18
AIRCOOLER SUPER ASIA	EACH	11801.67	-0.05
WASHING MACHINE SINGER	EACH	15953.75	-0.20
SEWING MACHINE(SINGER)	EACH	6317.38	1.85
GIZER LARGE SIZE 30 GALLON CAPACITY SUP QLTY	EACH	18775.23	-0.04
GAS BURNER DOUBLE SPFY.BRAND	EACH	1863.41	-0.11
ELECT. IRON PHILIPS MDL.1120	EACH	1898.75	0.00
ELECTRIC JUICER FOR APPLE	EACH	5273.46	0.00
S.STEEL DEGHCHI MEDIUM SIZE ***	EACH	644.91	0.00
ALUMINIUM COOKING PAN (DEGCHI ) MED SIZE	EACH	621.74	0.02
NON STICK COOKING PAN (DEGCHI ) SUP. QLTY	EACH	938.09	0.00
FRYING PAN STEEL AVG. QLTY MED. SIZE	EACH	396.45	0.00
TAWA IORN (MEDIUM SIZE) AVG. QLTY	EACH	319.70	0.00
S.STEEL PLATE A.QLTY.(M.SIZE)	EACH	76.93	0.00
TABLE SPOON S.STEEL SUP.QLTY.	DOZEN	395.86	0.00
WATER SET JUG+6 GLASSES (OMROC)	SET	519.89	0.00
TEA SET PAK. CHINAWARE 21 PCS.	SET	1823.50	0.00
DINNER SET PLASTIC 72 PIECES SUPERIOR QLTY	SET	5481.82	0.14
HOTPOT SET PLASTIC 3 PCS.	SET	1356.89	0.00
BUCKET(BALTI) PLASTIC MED.SIZ	EACH	335.02	0.03
LOTA PLASTIC (MED SIZE) AVERAGE QUALITY	EACH	58.03	2.44
PRESURE COOKER 4 LTR.	EACH	1471.69	1.55
WATER COOLER 9/10 LTR.PLASTIC ***	EACH	622.31	1.12
THERMOS STARVAC 1 LTR	EACH	508.88	1.10
BULB PHILIPS 100-WATTS	EACH	31.49	0.00
TUBE LIGHT PHILIPS 40 WATTS	EACH	103.63	0.00
ELECTRIC BLUBS "0" WATTE LOCAL	EACH	22.30	0.45
ELECTRIC BLUB ENERGY SAVER 14 WATTS	EACH	161.63	0.15
WASHING SOAP 250 GMS SPECIFY BRAND NAME	EACH	33.19	0.00
SURF EXCEL 400 GMS POLY BAG	EACH	120.85	-0.29
WASHING POWDER 1000 GRM	EACH	174.06	0.00
WASHING POWDER (WHEEL/ BONUS) 100 GRAMS	EACH	96.96	0.12
CLEANSER POWDER VIM 1000 GM	PKT.	76.65	0.43
FINIS 500 ML	BOTTLE	196.69	0.04
PHNYLE TYPHONE/FINIS/CARRANITE 3 LITRES	BOTTLE	150.48	0.00
HARPIC	BOTTLE	147.97	0.09
BOOT POLISH CHERRY/KIWI 50ML	EACH	108.48	0.23
ROBIN BLUE (35 GRAMS)	PKT.	44.84	0.00
TISSU PAPER PERFUMED 100 PCS.	PKT	108.72	0.37
TOILET PAPER ROLL (R.PETEL)	P/ROLL	38.85	0.00
BOOT POLISH LIQUID CHEERY BLOSSOM KIWI 75 ML	BOTTLE	141.53	0.71
MATCH BOX SMALL	EACH	2.11	0.96
DRY CELL 1.5 VOLT(LOCAL)	EACH	24.01	1.05
HAND STITCHING NEEDLE M.SIZE	PACKET	7.91	0.38
SEWING MACHINE NEEDLE (SINGER)	EACH	6.03	0.00
HOUSEHOLD SERVANT FEMALE P/T	P/MNTH	1968.31	0.00
MARRIAGE HALL WITH FURNITURE	P/HEAD	115.34	0.03
HEALTH	HEALTH	HEALTH	HEALTH
SEPTRAN TABLETS	10TAB.	18.54	0.11

Contd.

### 7.11 Inter-city Consumer Prices December, 2016

Description	Unit	Value in Rupees	
		Average	% Change
BRUFEN TABS 200-MG.	10TAB.	10.14	0.00
PANADOL TAB. EXTRA/PLAIN	10TAB.	12.23	0.00
DISPRIN TAB.	10TAB.	12.53	0.08
TRISIL TAB.	10 TAB	10.25	0.00
FLAGYL TAB. 200 MG.	10TAB.	10.16	0.00
VENTOLIN TAB. 2MG.	10TAB.	10.02	0.00
DAONIL TAB. 5 MG.	10TAB.	17.01	0.12
ENTOX TAB.	10TAB.	13.67	1.86
RENITEC TAB. 5 MG.	10TAB.	58.65	0.00
CAC. 1000 TAB	BOTTLE	122.51	0.29
AMOXIL CAPSOLE 250 MG.S	10CAP.	36.01	0.06
CALCIUM SYRUP SANDOZ	BOTTLE	64.12	0.00
LEDERPLEX SYRUP	BOTTLE	52.03	0.04
SANCOS SYRUP (50 ML.)	BOTTLE	29.75	0.00
PHENERGAN SYRUP 120 ML.	BOTTLE	33.23	0.00
CALPOL SYRUP 60 ML.	BOTTLE	28.08	0.00
HYDRYLLIN SYRUP 120 ML.	BOTTLE	68.45	0.15
POLYFAX EYE OINTMENT	TUBE	21.23	0.00
BETNESOL EYE DROPS	BOTTLE	33.88	0.00
EAR DROPS (CARDISPORINE) ***	BOTTLE	22.15	0.23
BETNOVATE-N OINTMENT 5 GMS	TUBE	16.29	0.00
BURNOL CREAM 30 GRM	TUBE	16.00	0.00
VICKS VAPORUB/BALM	BOTTLE	36.03	0.00
GLYCRINE SMALL BOTTLE	BOTTLE	24.29	0.00
JOUHAR JOSHANDA	PKT.	9.17	1.66
GALXOS-D (450 GRMS)	PKT.	152.90	0.00
GRIPE-WATER WOODWARDS	BOTTLE	54.63	0.00
SANIPLAST ONE PUTTY	EACH	1.85	0.00
O.R.S. (NIMCOL)	PKT.	17.10	0.00
DETTOL (MEDIUM)	BOTTLE	62.46	2.90
COTTON BANDAGE 2" - 4"	EACH	10.43	1.46
THERMOMETER CHINA	EACH	45.20	0.00
DOCTOR (MBBS) CLINIC FEE	P/PAT.	194.21	0.33
URINE TEST (DR) CHARGES	P/TEST	109.40	0.23
BLOOD TEST (CP) CHARGES	P/TEST	257.07	0.24
SUGAR TEST (RANDOM/FASTING BOTH) CHARGES	P/TEST	179.85	0.98
ECG CHARGES	P/TEST	236.40	1.07
X-RAY (CHEST) CHARGES	P/X-RAY	311.63	0.36
TRANSPORT			
CAR SUZUKI 800 CC (W/O. A/C)	EACH	664087.93	0.10
CAR SUZUKI 1000 CC	EACH	1112807.41	0.00
CAR TOYOTA 1300 CC	EACH	1860177.08	0.08
CAR HONDA CIVIC	EACH	2280250.00	0.37
MOTORCYCLE HONDA CD-70.	EACH	63868.59	0.00
MOTORCYCLE YAMAHA 100CC.	EACH	79709.09	0.00
MOTOR CYCLE HERO 70 CC	EACH	44669.19	0.02
BICYCLE WITH TYRES & TUBES	EACH	7551.06	-0.05
TYRE CAR WITH TUBE GENERAL	EACH	3212.96	-0.04
TYRE MOTOR CYCLE WITHOUT TUBE	EACH	1075.56	-0.75
TYRE CYCLE SPECIFY BRAND NAME	EACH	362.86	-0.17
TYRE CAR W/O TUBE	EACH	3066.28	-0.04
PETROL SUPER	LITRE	67.40	4.25
HIGH SPEED DIESEL HSD	LITRE	76.20	4.47
CNG	K.G.	69.80	0.00
GAS CYLINDER STAND. SIZE	EACH	1139.25	-0.24
MOTOR CYCLE SERVICE CHARGES	EACH	271.70	0.00
CAR SERVICE CHARGES	EACH	348.08	0.00
TYRE PUNCTURE CHARGES	EACH	67.56	0.00
CYCLE OVERHAULING CHARGES	EACH	300.32	0.00
CAR TAX FOR 800CC TO 1300CC	YEARLY	1840.80	0.00
TRAIN FARE ECO. 1-100 KM.	P/KM.	0.68	0.00
TRAIN FARE ECO. 101-500 KM.	P/KM.	0.98	0.00
TRAIN FARE ECO. > 500 KM.	P/KM.	0.89	0.00
TRAIN FARE IST SLP. 1-100KM	P/KM.	2.11	0.00
TRAIN FARE IST SLP.101-500 KM	P/KM.	2.59	0.00
TRAIN FARE IST SLP. > 500 KM	P/KM.	1.99	0.00

Contd.

### 7.11 Inter-city Consumer Prices December, 2016

Description	Unit	Value in Rupees	
		Average	% Change
TRAIN FARE A/C SLP. 1-100KM.	P/KM	5.76	0.00
TRAIN FARE A/C SLP.101-500KM	P/KM.	4.59	0.00
TRAIN FARE A/C SLP > 500KM.	P/KM	4.16	0.00
PLATEFORM TICKET	EACH	9.85	0.00
AUTO RICKSHAW FARES	KM/MIN	54.96	0.00
FULL TONGA CHARGES	KM/MIN	65.64	0.00
TAXI 4 SEATER FARE	KM/MIN	84.36	0.00
BUS FARE MIN (WITHIN CITY)	TICKET	10.06	0.00
BUS FARE MAX (WITHIN CIT	TICKET	18.72	0.00
BUS FARE OUTSIDE CITY	P/KM.	0.83	0.00
A/C BUS FARE OUTSIDE CITY	P/KM.	1.34	0.00
MINIBUS FARE MIN.WITH IN CITY	TICKET	13.55	0.00
MINIBUS FARE MAX.WITH IN CITY	TICKET	19.48	0.00
SUZUKI FARE MIN.WITH IN CITY	TICKET	11.25	0.00
SUZUKI FARE MAXIMUM W.IN CITY	TICKET	19.29	0.00
AIR FARE ECONOMY CLASS.	P/KM.	19.26	0.00
COMMUNICATION			
POSTAL ENVELOPE DOMESTIC	EACH	8.00	0.00
ENVELOPE FOR SAUDI ARABIA	EACH	49.88	0.26
POSTAL REGISTRATION CHARGES	EACH	36.01	0.00
U.M.S. REG CHARGES MIN.	EACH	59.12	0.00
T.C.S. CH. MIN.WITH IN ZONE	EACH	149.50	0.17
TELEPHONE CHARGES LOCAL CALL	P/CALL	3.94	0.00
TEL CHARGES OUT SIDE CITY	P/CALL	3.94	0.00
INTERNET CHARGES	P/HOUR	31.61	0.00
MOBILE CELL CHARGES	P/UNIT	3.09	0.00
FAX CHARGES (LOCAL)	P/PAGE	18.53	0.00
TELEPHONE SET AV. QLTY	EACH	811.28	0.95
MOBILE SET NOKIA/SONY/ERICSON/SAMSUNG WITHOUT CAMERA	EACH	2866.74	0.00
RECREATION AND CULTURE			
T.V. 20" COLORED WEGA H-A21.	EACH	18923.96	0.00
T.V 20" COLOR CHINA/KORIA)	EACH	11280.42	1.58
V.C.P. PANASONIC/LG/NAT	EACH	5432.61	0.00
DVD/VCD PLAYER PANASONIC/LG	EACH	4117.28	0.00
RADIO WITH C.PLAYER NATIONAL	EACH	2224.73	0.00
PERSONNEL COMPUTER (BRANDED)	EACH	44395.12	0.06
VID. CASSETTE BLK. TDK/SONY	EACH	144.06	0.00
COM. C.D. (TDK/IMATION)	EACH	50.51	0.00
TAPE RECORDER CASSETTE BLANK	EACH	46.44	0.00
VIDEO GAME SEGA 16 BYTE	EACH	1284.31	-17.40
CINEMA A/C. HIGH CLASS	TICKET	121.25	0.00
CINEMA NON-A/C HIGH CLASS	TICKET	63.46	0.00
CABLE CHARGES	PER MONT	293.21	0.00
TV.LICENCE FEE DOMESTIC	YEARLY	420.00	0.00
ENGLISH BOOK CLASS V1	EACH	69.94	0.00
ENGLISH BOOK CLASS IX OR X	EACH	92.23	0.00
ENG. BOOK IST.YR COMPLETE SET	EACH	86.78	0.00
ENGLISH BOOK BA/B.SC	EACH	163.25	0.00
URDU BOOK CLASS V (T.B.BORD)	EACH	65.11	0.00
URDU BOOK CLASS IX/X(T.B.B)	EACH	98.47	0.00
URDU BOOK IST.YEAR/INTER	EACH	60.00	0.00
URDU BOOK BA/B.SC	EACH	144.50	0.00
MATHS BOOK CALSS V (T.B.B)	EACH	91.89	0.00
MATHS BOOK CLASS IX OR X	EACH	215.00	0.00
MATHS BOOK IST.YEAR (T.B.B)	EACH	148.13	0.00
PAKISTAN STUDIES BOOK BA/B.SC	EACH	150.50	0.00
DAILY "DAWN"	P/COPY	19.30	1.58
DAILY "JANG"	P/COPY	12.30	2.50
DAILY "NAWA-E-WAQT"	P/COPY	12.28	2.33
WEEKLY "AKHBAR-E-JAHAN"	P/COPY	55.00	0.00
WEEKLY "MAG"	P/COPY	45.13	0.00
MONTHLY "NAUNEHAL DIGEST"	P/COPY	35.00	0.00
PAPER FOOLSCAPE (27"x17")	QUIRE	38.77	0.41
EXERCISE.BOOK LINED 80/100 PGS	EACH	47.74	0.27
PENCILGOLDFISH/DEER	EACH	6.72	0.00
PEN INK DOLLOR 57 ML BOTTLE	EACH	21.72	0.28

Contd.

### 7.11 Inter-city Consumer Prices December, 2016

Description	Unit	Value in Rupees	
		Average	% Change
PHOTOSTATE PAPER 70 GM	PRT	355.79	0.26
BALL PEN (local)	EACH	7.29	1.25
FOUNTAIN PEN HERO/WINGS/CHINA	EACH	45.02	0.00
EDUCATION			
PRIVATE SCHOOL FEE ENGLISH MEDIUM AVERAGE STANDARD (CLASS I)	PER MONTH	1416.11	0.00
PRIVATE SCHOOL FEE ENGLISH MEDIUM AVERAGE STANDARD (CLASS V)	PER MONTH	1581.51	0.00
PRIVATE SCHOOL FEE ENGLISH MEDIUM AVERAGE STANDARD (CLASS VI)	PER MONTH	1746.48	0.00
PRIVATE SCHOOL FEE ENGLISH MEDIUM AVERAGE STANDARD (CLASS X)	PER MONTH	2070.99	0.00
PRIVATE MEDICL COLLEGE FEE MBBS (1ST YEAR)	PER MONTH	46487.89	0.00
PRIVATE ENGINEERING COLLEGE FEE (ISTR YEAR)	PER MONTH	12021.59	0.00
GOVT. COLLEGE FEE 1ST. YEAR	MONTH	45.15	0.00
GOVT. COLLEGE FEE 4TH. YEAR	MONTH	59.09	0.00
GOVT. UNIVERSITY FEE MSC.	MONTH	648.98	0.00
GOVT. MED. COLLEGE FEE MBBS	MONTH	1432.12	0.00
GOVT. ENGG. COLL. FEE I YEAR	MONTH	1787.48	0.00
COACHING FEE FOR CLASS IX/X	PER MONTH	1240.40	0.00
COACHING CHARGES FOR CLASS 1ST YEAR/INTER (SCIENCE)	PER MONTH	1835.71	0.00
COACHING CHARGES FOR CLASS 1ST YEAR/INTER (COMMERCE)	PER MONTH	1568.52	0.00
I.T. TUITION FEES	PER MONTH	2830.40	0.00
MBA TUITION FEES	PER MONTH	5858.03	0.00
RESTAURANTS AND HOTELS			
BREAD TANDOORI ST. SIZE	EACH	7.90	0.00
COOKED MUTTON (AV. HOTEL)	PLATE	156.45	0.00
COOKED BEEF (AV. HOTEL)	PLATE	93.46	0.14
COOKED DAL (AV. HOTEL)	PLATE	56.71	0.11
CHICKEN BIRYANI FULL/DOUBLE	PLATE	134.13	0.00
TEA PREPARED (ORDINARY)	CUP	20.29	0.59
MISCELLANEOUS GOODS AND SERVICES			
HAIRCUT CHARGES FOR MEN	P/CUT	80.04	0.00
BEAUTY PORL HAIR STYL CHARGE	P/STY.	297.11	0.00
SHAVING CHARGES	PER SHV	44.56	0.41
LIPSTICK S.MISS/MEDORA	EACH	110.38	0.61
NAIL POLISH S.MISS/MEDORA	EACH	92.75	0.04
PERFUME MED.SIZE MEDORA/BROACH	EACH	169.63	0.10
HAIR-OIL AMLA/CHAMBELI	BOTTLE	119.50	0.00
TOILET SOAP LUX 95 GRAMS	EACH	37.26	0.00
TOILET SOAP LIFEBOUY 140 GRM	EACH	37.12	0.00
TOILET SOAP SAFEGUARD BATH SIZE	EACH	47.73	0.00
TOOTHPASTE MACKLINES 70 GRM	EACH	50.00	0.00
TOOTHPAST MED SIZE CLGATE 70 GMS	EACH	67.83	0.00
TOOTHBRUSH SHEILD A/PLAQUE	EACH	40.60	0.00
TOOTHPOWDER DENTONIC 90 GRM	EACH	29.64	0.00
HAIR-COLOUR BEGIN (6 GMS)	EACH	103.67	0.37
HAIR COLOUR (KALAKOLA)	BOTTLE	127.13	0.00
FACECREAM PONDS (MEDIUM)	EACH	122.29	0.62
TALC POWDER VICE ROAY,B.CAT	EACH	141.73	0.00
BLADE TREET ORDINARY 10'S	PKT.	35.72	0.00
BLADE 7-O-CLOCK STAIN. 5'S	PKT.	34.81	0.00
SHAMPOO SUNSILK/PAINTIN 100 ML	BOTTLE	105.65	0.00
BEAUTY CREAM (FAIR & LOVELY)	EACH	144.48	0.09
HAIR REMOVING CREAM (EU-CREAM)	TUBE	66.00	0.18
GEL MEDIUM SIZE	BOTTLE	101.59	1.97
DISPOSABLE RAZOR GILLET-II	EACH	43.11	0.00
SHAVING CREAM TOUCH-ME/ADM.	EACH	64.44	0.39
GOLD TEZABI 24 CT	10 GM.	42715.44	-2.55
SILVER TEZABI 24 CT	10 GM.	667.64	-0.81
ARTIFICIAL JEWELLARY SET	SET	760.68	0.08
WRIST WATCH GENTS CITIZEN (ORIGINAL) ***	EACH	3708.45	2.99
WRIST WATCH LADIES CITIZEN (ORIGINAL) ***	EACH	3668.70	3.02
WALL CLOCK QUARTZ AV.QLTY	EACH	576.54	0.00
SUITCASE REXIN (24"x16"x6")	EACH	1278.22	0.20
TRUNK MEDIUM SIZE ***	EACH	1642.90	0.10
PURSE LADIES (LEATHER) AVERAGE QUALITY	EACH	766.43	0.69

## 8. PUBLIC FINANCE

## 8.1 Customs Revenue Receipts

(Million Rupees)

S. No.	Description	Annual				
		2011-12	2012-13	2013-14	2014-15	2015-16
1	Meat, fish and their preparations	93.75	151.69	253.87	322.60	470.73
2	Milk, butter, cheese and honey	2478.59	2235.00	2879.15	5371.62	4577.30
3	Fruits, nuts and vegetables	1427.16	1554.43	2368.46	2830.70	5718.73
4	Coffee, nuts and vegetables	3547.64	3730.56	3713.70	4202.54	6385.82
5	Oil-seeds and miscellaneous fruits	120.73	146.20	176.67	1117.13	2765.29
6	Vegetable plaiting materials	616.43	868.55	998.91	828.97	852.59
7	Animal and vegetable fats and oil	18417.04	20247.00	20658.72	21183.29	25910.37
8	Sugar and confectionery	372.89	291.17	383.73	523.17	818.76
9	Edible, preparation of cereal & vegetables	2916.04	3099.12	3991.29	5319.78	6788.91
10	Beverages, spirits and vinegars	192.14	176.65	179.36	228.65	279.05
11	Residues on waste from the food industries prepared animal fodder	53.16	59.44	141.58	2622.94	4359.11
12	Tobacco	251.94	144.14	213.57	136.15	164.87
13	Mineral, fuel, oils and products thereof	19140.05	20398.80	16760.58	24413.27	37991.81
14	Chemicals and chemical products	6798.82	7327.76	8239.32	10379.73	11883.91
15	Pharmaceutical products	1822.78	1893.71	2111.88	2507.92	3032.98
16	Dyes, colours, paints and varnishes	2538.32	2671.14	3611.13	4077.15	4838.49
17	Perfumery, soap and toilet preparations	3912.94	3778.08	4894.55	6321.37	7740.78
18	Albuminodal substances modified stareehes gulesenzymes	202.99	215.36	287.14	488.59	626.50
19	Matches and other explosives	22.32	22.61	25.30	18.81	37.11
20	Photographic and cinematographic goods	1178.39	1254.43	1583.89	1823.38	2544.33
21	Plastic & articles thereof	8807.12	349.73	11055.67	13198.11	15812.87
22	Rubber and articles thereof	2352.45	8820.77	2395.14	3179.46	6472.21
23	Leather articles and footwear	1937.81	2143.80	2051.86	2459.12	3303.33
24	Wood & articles of wood wood charcoal	557.80	2010.44	542.99	837.99	1301.24
25	Wood, paper and stationery	6730.50	475.48	6085.09	8503.06	9412.67
26	Silk yarn and fabrics	130.81	5357.43	139.29	316.29	422.13
27	Fabrics of wool, flax ramle metal vegetable	473.08	136.97	706.41	1039.73	1355.32
28	Cotton, Textile fabrics, Paper Yarn	786.13	490.74	2065.56	1057.36	2567.15
29	Yarn and fabrics of man-made fiber	7616.66	1422.08	8773.16	11587.37	13433.31
30	Carpets & other floor covering	432.76	6523.28	285.80	328.81	430.79
31	Special Woven Fabrics and Variety (58)	434.56	274.42	352.95	454.87	552.60
32	Textile articles including knitted & crocheted goods	2254.15	1969.33	2627.81	3551.13	5298.75
33	Other madeup textile articles, set worm clothing & textile articles rugs	1336.37	1093.49	1375.49	1620.10	2501.88
34	Glass and earthen-ware	3522.41	3198.22	4459.56	5938.18	8998.91
35	Precious metal, stones, pearls & imitation jewellery	28.71	40.01	65.58	90.60	207.56
36	Iron and steel manufactures	10048.48	10545.65	9211.16	17154.45	40140.83
37	Metals other than gold,silver,iron & steel	1144.22	1253.23	1866.33	2518.70	4481.37
38	Cutlery, tools articles of base metals	1002.80	1015.61	1324.08	1608.30	2264.13
39	Machinery and mechanical appliances	11605.92	12362.55	13742.20	20289.00	26190.69
40	Electric machinery and equipment	9928.03	10396.39	11325.52	22583.98	21382.12
41	Railway and tramway plant and rolling stock	125.87	393.05	447.75	1147.92	299.92
42	Motor and other vehicles	43090.45	42305.56	36314.43	49408.87	61946.64
43	Ships, boats and aircraft's	117.96	108.57	79.44	1045.69	3823.94
44	Clocks and watches and parts thereof	47.19	60.14	66.04	61.53	154.00
45	Arms and ammunitions	464.96	507.58	317.19	336.89	103.86
46	Toys, games and sports goods	324.33	278.43	346.34	488.01	967.27
47	Sub-total (1 to 46)	181405.65	183798.79	191495.64	265523.28	361612.93
48	All other articles	46869.49	66022.29	58234.50	49707.26	56561.39
49	Gross Collection (47 to 48)	228275.14	249821.08	249730.14	315230.54	418174.32
50	Refund & Rebates	8453.67	10362.12	8731.76	9090.69	11993.96
51	Net collection (54-55)	219821.47	239458.96	240998.38	306139.85	406180.36
52	Total imports duty	213285.30	...	233783.87	283865.95	377416.18
53	1 % Ware House Charges	1660.09	...	1182.93	808.69	648.13
54	Miscellaneous	3870.35	...	4469.01	5010.68	5613.38
55	Export duties	471.07	...	475.78	495.05	580.79
56	25% Export Development Charges	5291.13	...	6119.22	5921.88	5365.62
57	Regularity Duty	2111.14	...	3699.32	19128.26	28549.96

Contd.



## 8.1 Customs Revenue Receipts

(Million Rupees)

S. No.	Description	Monthly			
		Dec, 2015	Jan,2016	Feb,2016	Mar,2016
1	Meat, fish and other preparations	97.37	86.17	52.31	37.60
2	Milk, Butter, Cheese and Honey	343.34	306.24	404.64	502.72
3	Fruits, nuts and vegetables	336.31	368.38	404.78	524.71
4	Coffee, nuts and vegetables	693.38	614.36	514.03	519.97
5	Oil-seeds & miscellaneous fruits	215.30	273.18	249.84	203.62
6	Vegetable plaiting Materials	79.79	75.92	69.81	87.09
7	Animal and vegetable fats and oil	1881.35	2069.19	2288.18	2499.42
8	Sugar and confectionery	59.77	67.22	49.16	64.33
9	Edible, preparation of cereals and vegetables	587.51	610.00	576.3	728.69
10	Beverages, spirits and vinegars	11.29	10.60	34.14	36.87
11	Residues an Waste from the food industries, Prepared animal fodder	134.09	65.37	84.79	533.90
12	Tobacco	18.71	18.71	15.39	15.69
13	Minerals, fuel, oils and products thereof	3111.90	2096.61	2335.42	2869.55
14	Chemicals and chemicals products	977.72	1080.18	978.88	1160.20
15	Pharmaceutical products	274.18	203.26	225.26	324.71
16	Dyes, colours, paints and varnishes	395.52	407.05	372.57	406.53
17	Perfumery, soap and toilet preparations	658.15	609.21	656.25	704.19
18	Albuminoidal substances modified starches, glues,enzymes	50.92	63.20	51.01	52.83
19	Matches and other explosives	3.09	0.02	0.87	1.93
20	Photographic and cinematographic goods	235.32	228.30	169.52	212.06
21	Plastic and articles thereof	1252.29	1172.66	1261.64	1466.66
22	Rubber and articles thereof	613.82	569.57	413.82	467.85
23	Leather articles and footwear	275.53	301.70	323.29	124.64
24	Wood & articles of wood; wood charcoal	112.60	138.17	129.22	122.97
25	Wood, paper and stationery	677.61	721.74	767.4	981.04
26	Silk yarn and fabrics	35.92	38.93	54.75	18.43
27	Fabrics of Wool, flax, ramle metal, vegetable	108.61	133.94	120.1	95.56
28	Cotton, textile, fibre & other paper & veg yarn	388.35	269.51	302.29	264.41
29	Yarn and fabrics of man-made fiber	1121.81	1066.45	1066.68	926.21
30	Carpets & other floor covering	44.60	39.26	31.66	44.78
31	Special Woven Fabrics and Variety	53.36	53.07	52.79	31.92
32	Textile articles including knitted & crocheted goods	472.45	559.22	464.04	255.61
33	articles;rugs	286.30	263.41	214.13	176.55
34	Glasses and earthen/ware	874.39	900.33	750.3	752.88
35	Precious metals,stones,pearls & imitation jewellery	20.23	22.86	17.11	15.44
36	Iron & steel manufactures thereof	3525.44	3392.47	3146.44	3909.89
37	Metals other than gold, silver, iron & steel	547.96	326.96	311.18	408.76
38	Cutlery, tools articles of base metals	172.67	184.98	192.41	189.26
39	Machinery and mechanical appliances	2097.93	2462.69	2383.41	2345.06
40	Electric machinery and equipment	2371.70	1846.98	1575.33	1436.83
41	Railway and tramway plant and rolling stock	11.65	16.70	17.52	25.14
42	Motor and other vehicles	5272.52	5747.22	4482.23	5479.81
43	Ships, boats and Air crafts	97.68	123.46	216.99	296.87
44	Clocks, watches and parts thereof	27.48	9.58	19.73	14.61
45	Arms and ammunitions	17.85	0.60	25.83	2.31
46	Toys, games and sports goods	100.08	101.70	93.76	67.97
47	Sub total (1 to 46)	30745.84	29717.33	27967.20	31408.07
48	All other articles	9370.83	3017.14	2411.59	-853.50
49	Total Import Duty	35964.59	29011.02	26979.34	34318.79
50	Warehouse Charges	49.3	96.69	49.31	49.21
51	Regularity Duty	2588.39	2665.44	2303.81	2461.16
52	Miscellienous	1015.93	469.68	564.43	680.91
53	0.25 % Export Development Charges	444.81	399.78	439.63	525.64
54	Export Duties	53.62	91.82	49.41	65.63
55	Gross	40116.64	32734.43	30385.93	38101.34
56	Refund	194.82	77.96	15.94	12.70
57	Rebate	517.84	582.77	1171.5	1119.85
58	Refund & Rebate	712.66	660.73	1187.44	1132.55
59	Net	39403.98	32073.70	29198.49	36968.79

Contd.

## 8.1 Customs Revenue Receipts

(Million Rupees)

S. No.	Description	Monthly				
		Apr,2016	May, 2016	Jun, 2016	Jul,2016	Aug,2016
1	Meat, fish and other preparations	29.51	23.71	29.67	34.79	37.16
2	Milk, Butter, Cheese and Honey	323.69	569.46	744.79	909.32	788.60
3	Fruits, nuts and vegetables	583.67	588.70	574.51	377.41	613.71
4	Coffee, nuts and vegetables	491.84	517.48	508.86	571.41	702.09
5	Oil-seeds & miscellaneous fruits	275.71	246.35	494.91	224.31	413.46
6	Vegetable plaiting Materials	76.63	59.16	63.06	70.03	76.84
7	Animal and vegetable fats and oil	2003.44	2441.11	1888.21	1517.92	1944.57
8	Sugar and confectionery	79.57	69.66	73.77	55.09	75.38
9	Edible, preparation of cereals and vegetables	592.94	651.68	743.73	642.99	740.14
10	Beverages, spirits and vinegars	33.62	35.65	35.07	26.87	30.15
11	Residues an Waste from the food industries, Prepared animal fodder	166.80	405.07	520.87	180.26	217.58
12	Tobacco	11.24	5.05	12.28	24.11	6.18
13	Minerals, fuel, oils and products thereof	2805.82	4009.16	4836.16	2293.53	3707.14
14	Chemicals and chemicals products	1190.52	1172.56	1146.14	979.64	1027.48
15	Pharmaceutical products	281.69	331.66	341.83	311.35	306.82
16	Dyes, colours, paints and varnishes	463.48	534.80	478.51	390.40	435.08
17	Perfumery, soap and toilet preparations	643.68	713.60	703.44	657.16	790.38
18	Albuminoidal substances modified starches, glues,enzymes	61.50	61.23	64.09	48.61	72.96
19	Matches and other explosives	4.38	2.20	1.17	3.40	0.33
20	Photographic and cinematographic goods	216.76	231.85	255.45	183.78	249.12
21	Plastic and articles thereof	1592.37	1598.57	1546.80	1185.86	1533.05
22	Rubber and articles thereof	632.58	691.71	654.76	617.59	809.71
23	Leather articles and footwear	198.75	444.65	441.81	211.77	683.66
24	Wood & articles of wood; wood charcoal	133.11	137.63	126.87	104.20	146.27
25	Wood, paper and stationery	881.80	997.78	898.21	758.43	942.93
26	Silk yarn and fabrics	44.05	59.59	36.97	24.99	36.14
27	Fabrics of Wool, flax, ramle metal, vegetable	117.62	124.22	118.95	128.84	137.20
28	Cotton, textile, fibre & other paper & veg yarn	298.67	275.54	159.03	138.86	174.74
29	Yarn and fabrics of man-made fiber	1230.51	1282.52	1094.02	1187.41	1396.38
30	Carpets & other floor covering	32.39	39.28	47.99	23.10	26.22
31	Special Woven Fabrics and Variety	42.98	51.78	56.81	36.87	70.65
32	Textile articles including knitted & crocheted goods	349.44	445.95	449.55	401.76	557.87
33	articles;rugs	153.15	199.26	182.59	158.04	219.54
34	Glasses and earthen/ware	726.43	820.31	1042.91	779.04	891.25
35	Precious metals,stones,pearls & imitation jewellery	19.14	24.81	44.30	19.05	21.66
36	Iron & steel manufactures thereof	4750.44	3737.75	4259.85	3013.83	3626.19
37	Metals other than gold, silver, iron & steel	436.41	416.41	609.30	556.37	424.05
38	Cutlery, tools articles of base metals	257.61	225.26	243.54	186.45	228.27
39	Machinery and mechanical appliances	3085.55	2963.37	2864.25	2271.97	3782.63
40	Electric machinery and equipment	2029.31	1885.16	2021.68	1735.58	2297.53
41	Railway and tramway plant and rolling stock	34.67	25.36	34.37	65.96	43.29
42	Motor and other vehicles	5839.07	5935.83	6190.58	4601.34	5716.96
43	Ships, boats and Air crafts	169.94	701.69	2015.71	79.70	176.11
44	Clocks, watches and parts thereof	20.42	21.18	15.97	8.73	15.59
45	Arms and ammunitions	0.73	2.40	5.47	4.04	4.82
46	Toys, games and sports goods	98.72	111.08	119.42	86.94	118.41
47	Sub total (1 to 46)	33512.35	35889.23	38798.23	27889.10	36316.29
48	All other articles	-1337.94	274.90	22991.35	1683.49	2478.98
49	Total Import Duty	32375.54	31636.01	55833.32	26103.35	34398.77
50	Warehouse Charges	59.14	55.82	45.90	37.13	42.28
51	Regularity Duty	2923.45	3229.08	3575.38	2704.81	3430.08
52	Miscellienous	-1421.91	705.33	1769.55	323.74	462.65
53	0.25 % Export Development Charges	440.25	506.39	477.53	394.71	436.68
54	Export Duties	29.27	31.47	87.60	9.20	24.84
55	Gross	34405.74	36164.10	61789.28	29572.94	38795.30
56	Refund	102.31	186.07	35.27	17.12	21.29
57	Rebate	870.30	1691.98	916.50	999.09	1018.35
58	Refund & Rebate	972.61	1878.05	951.77	1016.21	1039.64
59	Net	33433.13	34286.05	60837.51	28556.73	37755.66

Contd.

## 8.1 Customs Revenue Receipts

(Million Rupees)

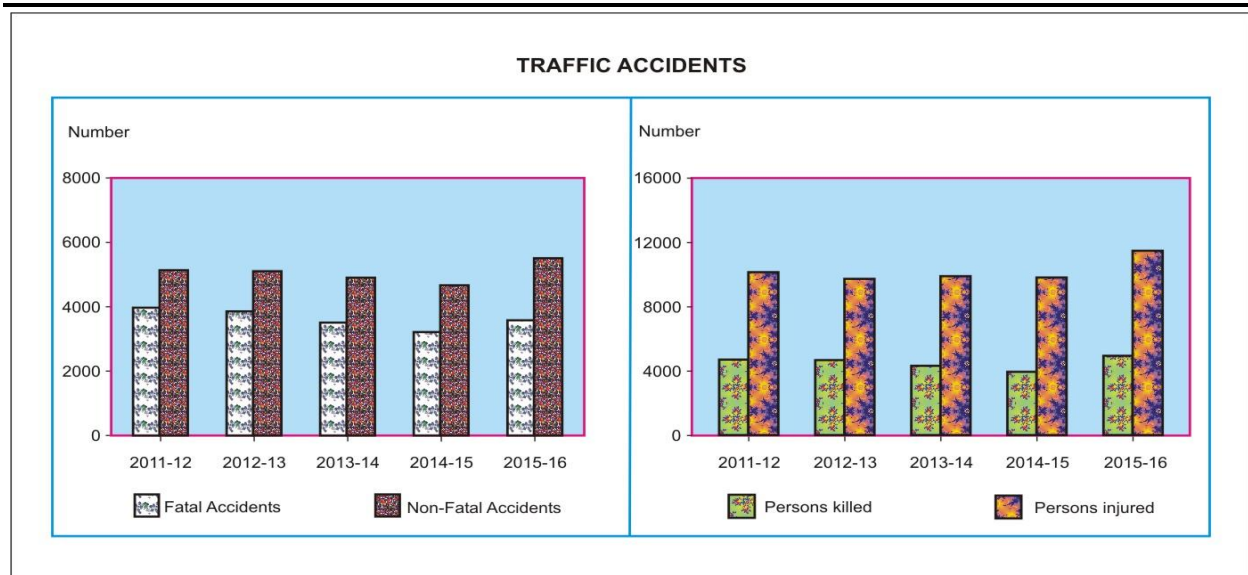
S. No.	Description	Monthly			
		Sep,2016	Oct,2016	Nov,2016	Dec,2016
1	Meat, fish and other preparations	57.85	61.28	93.59	121.44
2	Milk, Butter, Cheese and Honey	286.60	384.47	697.92	461.67
3	Fruits, nuts and vegetables	805.51	933.91	692.33	613.44
4	Coffee, nuts and vegetables	554.87	533.27	513.06	711.15
5	Oil-seeds & miscellaneous fruits	390.99	278.77	439.83	436.96
6	Vegetable plaiting Materials	83.25	81.83	75.78	81.96
7	Animal and vegetable fats and oil	1856.39	1987.67	2014.23	2123.04
8	Sugar and confectionery	57.04	88.32	93.24	78.95
9	Edible, preparation of cereals and vegetables	510.68	614.60	659.04	675.40
10	Beverages, spirits and vinegars	21.64	22.18	15.10	15.51
11	fodder	52.80	170.54	250.03	310.88
12	Tobacco	21.46	29.15	17.17	10.21
13	Minerals, fuel, oils and products thereof	4488.10	4148.40	5421.43	6792.99
14	Chemicals and chemicals products	785.85	865.10	955.31	1027.81
15	Pharmaceutical products	316.86	259.74	308.01	329.70
16	Dyes, colours, paints and varnishes	383.54	391.93	438.67	443.16
17	Perfumery, soap and toilet preparations	606.22	667.00	729.58	812.49
18	Albuminoidal substances modified starches, glues,enzymes	63.29	63.03	75.20	65.68
19	Matches and other explosives	1.49	0.46	0.39	8.61
20	Photographic and cinematographic goods	187.86	203.62	191.39	239.26
21	Plastic and articles thereof	1161.58	1257.01	1281.70	1398.69
22	Rubber and articles thereof	623.73	667.62	550.77	727.90
23	Leather articles and footwear	366.78	443.51	281.52	254.16
24	Wood & articles of wood; wood charcoal	117.04	119.23	134.30	153.84
25	Wood, paper and stationery	696.20	770.45	746.87	908.25
26	Silk yarn and fabrics	24.20	20.99	20.39	27.26
27	Fabrics of Wool, flax, ramle metal, vegetable	122.04	129.53	136.53	145.36
28	Cotton, textile, fibre & other paper & veg yarn	179.63	143.70	125.49	162.15
29	Yarn and fabrics of man-made fiber	1355.55	942.70	1168.41	1246.15
30	Carpets & other floor covering	21.17	29.21	34.89	45.72
31	Special Woven Fabrics and Variety	54.63	54.19	61.64	78.76
32	Textile articles including knitted & crocheted goods	687.74	596.98	780.02	763.33
33	articles;rugs	295.94	299.47	316.05	267.57
34	Glasses and earthen/ware	767.84	723.09	664.97	939.94
35	Precious metals,stones,pearls & imitation jewellery	22.96	16.15	13.13	13.31
36	Iron & steel manufactures thereof	2665.10	3338.53	3677.84	3656.70
37	Metals other than gold, silver, iron & steel	357.84	354.11	412.81	462.95
38	Cutlery, tools articles of base metals	178.02	178.56	196.53	219.62
39	Machinery and mechanical appliances	2285.67	3159.88	2521.12	2588.41
40	Electric machinery and equipment	2222.65	2126.13	2100.66	3062.19
41	Railway and tramway plant and rolling stock	36.89	39.74	11.35	26.08
42	Motor and other vehicles	5249.14	5553.85	6318.70	5723.51
43	Ships, boats and Air crafts	235.00	142.32	122.87	251.80
44	Clocks, watches and parts thereof	6.35	8.27	13.84	18.40
45	Arms and ammunitions	0.70	16.45	0.39	3.87
46	Toys, games and sports goods	73.05	73.38	86.09	134.16
47	Sub total (1 to 46)	31339.73	32990.32	35460.18	38640.39
48	All other articles	4397.26	2207.77	2982.05	7565.04
49	Total Import Duty	31983.96	31234.42	34277.22	41423.99
50	Warehouse Charges	34.62	41.41	33.46	57.64
51	Regularity Duty	2819.49	2953.09	3106.53	3369.00
52	Miscellaneous	471.91	505.61	490.22	794.40
53	0.25 % Export Development Charges	403.03	435.93	482.14	502.36
54	Export Duties	24.04	28.41	51.84	58.08
55	Gross	35736.96	35198.87	38441.41	46205.47
56	Refund	60.56	40.73	23.12	19.05
57	Rebate	1114.57	957.91	982.71	718.17
58	Refund & Rebate	1175.13	998.64	1005.83	737.22
59	Net	34561.83	34200.23	37435.58	45468.25

Source: Federal Board of Revenue, Islamabad.

## 9. SOCIAL

### 9.1 Data on Traffic Accidents

Year/Month	Total Number of Accidents	Accident		Persons		Total Number of Vehicles Involved
		Fatal	Non - Fatal	Killed	Injured	
<b>PAKISTAN</b>						
2011-12	9140	3966	5174	4758	10145	9986
2012-13*	8988	3884	5104	4719	9710	9876
2013-14*	8359	3500	4859	4348	9777	9423
2014-15*	7865	3214	4651	3954	9661	8949
2015-16*	9100	3591	5509	4448	11544	10636
2015 Dec	724	310	414	353	927	848
2016 Jan	646	269	377	341	857	777
Feb	678	264	414	377	869	786
Mar	680	280	400	327	940	775
Apr	777	297	480	383	1043	897
May	874	327	547	405	1237	1023
Jun	760	311	449	386	985	904
Jul	843	335	508	411	1009	991
Aug	736	287	449	371	1028	853
Sep	827	345	482	426	1138	963
Oct	787	324	463	417	1063	938
Nov	765	346	419	397	1041	899
Dec	676	265	411	384	880	781



Note: Data from July,2012 onward includes ICTs.

\* Included Islamabad

Contd.

## 9.1 Data on Traffic Accidents

Year/Month	Total Number of Accidents	Accident		Persons		Total Number of Vehicles Involved
		Fatal	Non - Fatal	Killed	Injured	
<b>ISLAMABAD</b>						
2012-13	201	107	94	109	180	212
2013-14	256	120	136	132	206	256
2014-15	216	107	109	118	182	217
2015-16	244	120	124	140	209	244
2015 Dec	21	7	14	8	18	21
2016 Jan	13	6	7	6	12	13
Feb	14	5	9	5	12	14
Mar	8	5	3	7	4	8
Apr	23	13	10	15	25	23
May	22	9	13	10	14	22
Jun	23	9	14	11	13	23
Jul	19	10	9	11	17	19
Aug	18	12	6	12	12	18
Sep	18	12	6	14	8	18
Oct	17	7	10	9	8	17
Nov	27	17	10	9	8	17
Dec	14	8	6	9	19	14
<b>PUNJAB</b>						
2011-12	4990	2361	2629	2888	5071	4990
2012-13	4587	2213	2374	2692	4515	4587
2013-14	3696	1717	1979	2145	3941	3696
2014-15	3054	1435	1619	1750	3652	3054
2015-16	3288	1576	1712	2053	4550	3288
2015 Dec	299	167	132	166	393	299
2016 Jan	222	104	118	140	310	222
Feb	254	123	131	221	391	254
Mar	250	109	141	129	400	250
Apr	257	124	133	177	403	257
May	311	148	163	197	539	311
Jun	230	123	107	163	347	230
Jul	268	129	139	157	338	268
Aug	244	119	125	145	371	244
Sep	309	164	145	200	443	309
Oct	266	129	137	199	460	266
Nov	285	157	128	187	416	285
Dec	260	125	135	160	383	260
<b>SINDH</b>						
2011-12	1054	681	373	756	681	1121
2012-13	935	582	353	696	637	960
2013-14	945	613	332	791	893	1103
2014-15	881	583	298	771	863	1029
2015-16	924	634	290	749	754	1144
2015 Dec	71	50	21	57	35	87
2016 Jan	77	59	18	64	95	101
Feb	82	50	32	57	59	103
Mar	90	62	28	73	88	116
Apr	74	50	24	57	65	87
May	79	53	26	59	58	89
Jun	80	59	21	70	42	90
Jul	91	66	25	78	47	98
Aug	86	54	32	92	157	94
Sep	71	50	21	74	82	80
Oct	89	63	26	63	44	97
Nov	79	61	18	73	110	97
Dec	76	53	23	66	87	86

Contd.

## 9.1 Data on Traffic Accidents

Year/Month	Total Number of Accidents	Accident		Persons		Total Number of Vehicles Involved
		Fatal	Non - Fatal	Killed	Injured	
<b>KHYBER P.K.</b>						
2011-12	2772	785	1987	953	3913	3501
2012-13	2968	846	2122	1059	4016	3736
2013-14	3120	877	2243	1033	4257	3934
2014-15	3399	942	2457	1137	4524	4260
2015-16	4287	1083	3204	1299	5527	5490
2015 Dec	318	79	239	115	434	419
2016 Jan	307	87	220	115	404	403
Feb	303	76	227	83	373	382
Mar	302	86	216	97	378	364
Apr	387	92	295	114	505	486
May	426	99	327	116	588	552
Jun	393	102	291	123	533	512
Jul	426	105	321	131	569	557
Aug	345	77	268	92	443	440
Sep	381	91	290	96	516	490
Oct	389	110	279	126	518	521
Nov	352	97	255	114	481	472
Dec	303	73	230	94	384	390
<b>BALUCHISTAN</b>						
2011-12	324	139	185	161	480	374
2012-13	297	136	161	163	362	381
2013-14	342	173	169	247	480	434
2014-15	315	147	168	178	440	389
2015-16	357	178	179	207	504	470
2015 Dec	15	7	8	7	47	22
2016 Jan	27	13	14	16	36	38
Feb	25	10	15	11	34	33
Mar	30	18	12	21	70	37
Apr	36	18	18	20	45	44
May	36	18	18	23	38	49
Jun	34	18	16	19	50	49
Jul	39	25	14	34	38	49
Aug	43	25	18	30	45	57
Sep	48	28	20	42	89	66
Oct	26	15	11	20	33	37
Nov	22	14	8	14	26	28
Dec	23	6	17	55	7	31

Source: Provincial Police Departments &amp; ICT Police.

## 9.2 Data on Telecommunication 2016

Months	Distribution of Cellular Mobile Subscribers					
	Total	Moblink	CM Pak	Ufone	Telenor	Warid
Jan	128041567	36973674	24613601	20262334	35392846	10799112
Feb	129851669	37481812	24859472	20587591	36015783	10907011
Mar	131412658	38117902	24669917	20820301	36784001	11020537
Apr	132652763	38537325	24901019	20717518	37427269	11069632
May	133477666	38992717	25135832	20329451	37907652	11112014
Jun	133241465	39118521	25251329	19833670	38020771	11017174
Jul	133283043	39491024	25588687	19493177	38098269	10611886
Aug	133908192	40131931	25855188	19130803	38078200	10712070
Sep	134411877	40604402	26156593	18971119	38284827	10394936
Oct	134911395	40852495	26314186	18799217	38472952	10472545
Nov	135866757	41255126	26543279	18677346	38897154	10493852
Dec	136489014	41253641	26929982	18581452	39453009	10270930

---

Source : Pakistan Telecommunication Authority, Islamabad.

## 9.3 Visitors at Archaeological Museum in Pakistan

Area/ attraction	October, 2016		November, 2016		December, 2016	
	Foreigner	National	Foreigner	National	Foreigner	National
<b>PAKISTAN</b>	1578	170771	1345	261778	2365	221410
<b>ISLAMABAD</b>	557	83732	482	119730	561	113556
Pakistan Museum of Natural History	22	10460	27	15820	23	15050
Lok Virsa Heritage Museum	301	30253	276	50228	272	38442
Pakistan Monument Museum	164	42639	161	52092	244	58789
Pakistan Railway Heritage Museum	70	380	18	1590	22	1275
<b>PUNJAB</b>	738	74470	629	122170	812	83489
Lahore Museum Lahore	289	22527	287	32583	319	24897
Allama Iqbal Library & Museum, Sialkot.	2	641	10	20000	3	1010
Museum, Taxila, Rawalpindi	187	11996	107	7530	187	10962
Museum, Harappa, Sahiwal.	30	5825	6	7282	50	7842
Allama Iqbal Museum, Javid Manzil, Lahore	-	234	-	130	2	156
PMDC Khewara Mines Museum, Chakwal	230	33247	219	54645	251	38622
<b>SINDH</b>	242	9458	184	15813	955	20102
National Museum of Pakistan, Karachi	39	2054	80	6140	58	3571
Sindh Provincial Museum, Hyderabad.	12	2298	16	2332	9	2298
Museum, Banbhore, Thatta.	13	500	4	600	22	1100
Museum, Moenjodaro, Larkana.	115	2360	30	3056	452	4290
Museum Umerkot, Tharparkar.	1	1169	2	1298	-	1141
Quid-e-Azam Birth Place, Karachi.	2	158	-	127	4	1358
Quid-e-Azam House Museum, Karachi.	60	919	52	2260	410	6344
<b>KHYBER PAKHTUNKHWA</b>	41	3004	50	3972	37	4179
Peshawar Museum, Peshawar.	24	1621	39	2526	32	2725
Museum Saidu Sharif, Swat.	17	957	11	910	5	876
Dir Museum, Chakdara	-	426	-	536	-	578
<b>BALUCHISTAN</b>	-	107	-	93	-	84
Museum Balochistan, Quetta.	-	107	-	93	-	84

Source:-Department of Archaeology and Museum,  
Government of Pakistan & Provincial Government



## 9.4 Visitors at Heritage Site in Pakistan

Area/ attraction	October, 2016		November, 2016		December, 2016	
	Foreigner	National	Foreigner	National	Foreigner	National
<b>PAKISTAN</b>	699	262322	468	248865	1112	283272
<b>PUNJAB</b>	445	252706	340	232227	539	258549
Jahangir's Tomb, Lahore	72	56792	30	15000	50	16330
Shalimar Garden, Lahore	45	19650	35	29840	50	31140
Royal Fort (Shahi Qila), Lahore	111	152043	162	162675	202	179575
Hiran Minar & Tank, Sheikhpura	-	6400	-	9900	-	12700
Harappa, Sahiwal	30	5825	6	7282	50	7842
Taxila, Rawalpindi	187	11996	107	7530	187	10962
<b>SINDH</b>	148	7993	66	8004	507	11271
Banbhore , Thatta.	13	500	4	600	22	1100
Makli Hill Monument, Thatta	19	3964	30	3050	33	4740
Moenjodaro, Larkana.	115	2360	30	3056	452	4290
Umerkot Fort, Tharparkar.	1	1169	2	1298	-	1141
<b>KHYBER PAKHTUNKHWA.</b>	106	1623	62	8634	66	13452
Remains of Takht-i-Bhai, Mardan	20	1402	8	8409	12	13012
Butkara Site Museum, Saidu Sharif, Swat	26	21	4	25	4	40
Julian Site, Haripur	60	200	50	200	50	400
<b>BALUCHISTAN</b>						

Source: Department of Archaeology and Museum.  
Government of Pakistan & Provincial Government.

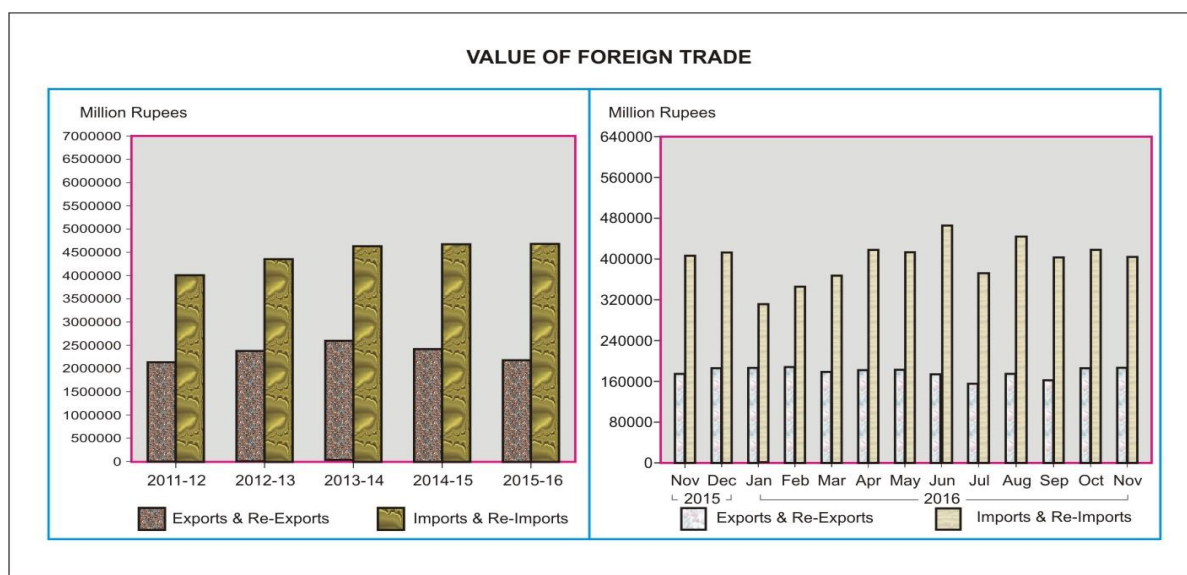
## 10. TRADE

## 10.1 Value of Foreign Trade

(Million Rupees)

Year / Month	Exports	Re-Exports	Imports	Re-Imports	Balance of Trade
2011-12	2,110,605.5	18,570.2	4,009,093.0	--	-1,883,049.0
2012-13	2,366,477.8	9,946.3	4,349,879.5	--	-1,973,455.4
2013-14	2,583,463.2	16,369.1	4,630,520.8	1,855.7	-2,032,544.2
2014-15	2,397,513.0	20,191.2	4,644,151.6	20,961.9	-2,247,409.3
2015-16	2,166,846.4	18,574.8	4,658,748.9	20,748.0	-2,494,075.7
2015 Nov	174,781.5	1196.9	404,666.5	1878.7	-230,566.8
Dec	186,486.4	1854.6	399,510.7	1899.5	-213,069.2
2016 Jan	185,298.2	954.2	362,229.4	1661.1	-177,638.1
Feb	186,869.1	1852.1	343,205.7	1572.0	-156,056.5
Mar	181,891.1	1043.9	371,192.6	1582.0	-189,839.6
Apr	179,622.0	2031.5	399,929.3	1779.7	-220,055.5
May	191,221.3	869.1	416,800.7	1692.1	-226,402.4
Jun	172,176.3	2328.9	464,126.8	1875.5	-291,497.1
Jul	154,463.0	1146.8	370,368.8	1645.0	-216,404.0
Aug	172,989.6	2117.8	450,160.7	2053.6	-277,106.9
Sep	160,787.3	1266.7	400,544.8	1786.6	-240,277.4
Oct	183,040.8	1452.0	417,105.7	1804.0	-234,416.9
Nov *	183,930.6	2054.0	440,287.5	1653.6	-255,956.5

\* : Provisional

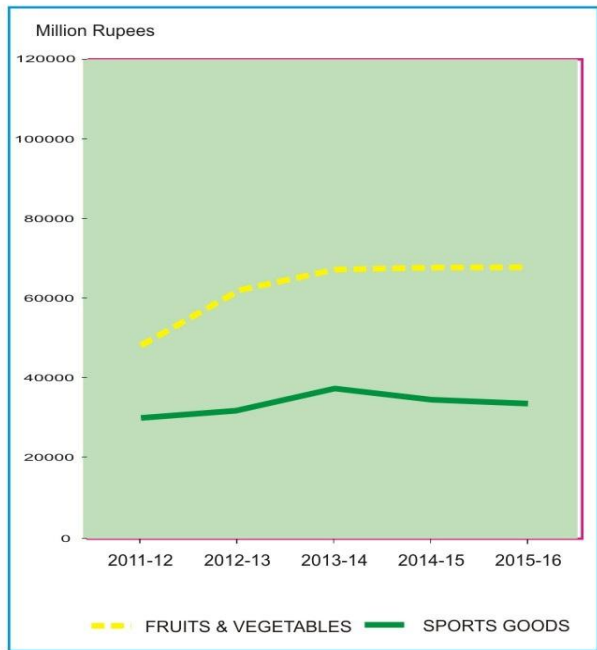
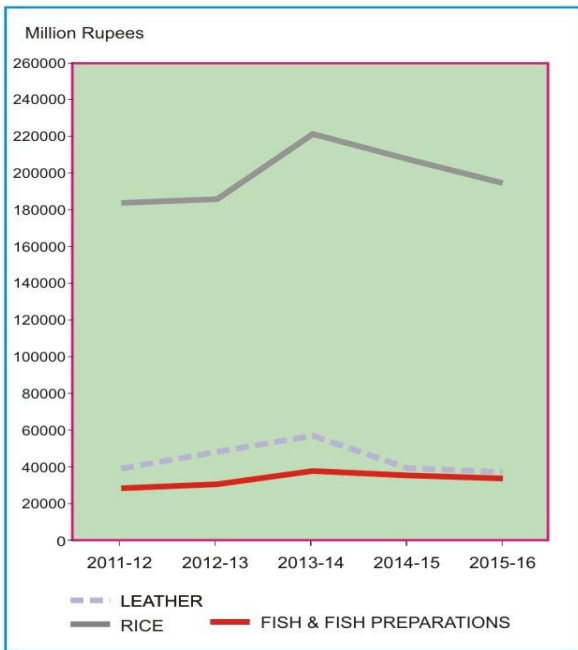
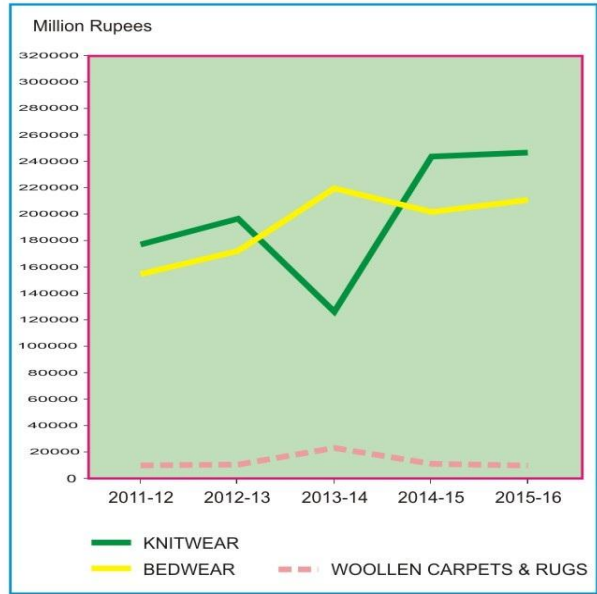
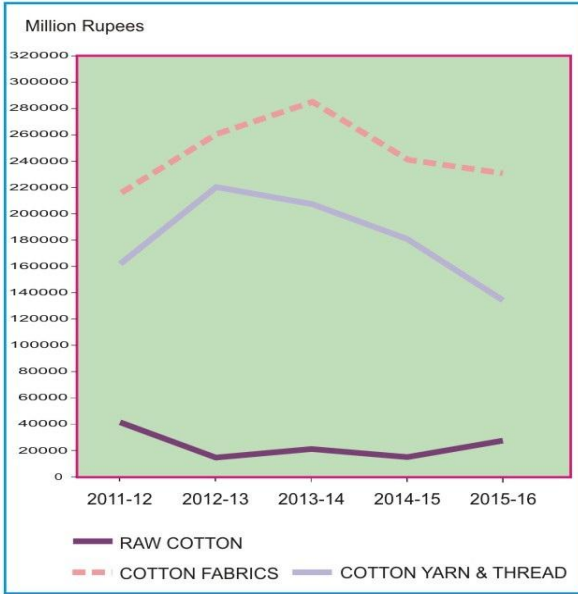


## 10.2 Exports by Commodity/Group

(Million Rupees)

Year/ Month	Raw Cotton	Cotton Fabrics	Cotton Yarn and Thread	Knitwear	Bedwear	Woollen Carpets & Rugs	Leather	Rice	Fish & Fish Prepara- tions	Fruits & Vege- tables	Sports goods
2011-12	41,392.6	218,159.8	163,403.5	176,652.4	155,108.3	10,113.5	39,841.2	184,405.0	28,597.6	48,321.8	30,241.0
2012-13	14,888.1	260,237.5	219,017.0	197,434.3	172,724.2	11,484.6	48,455.7	186,623.1	30,759.1	62,126.8	32,375.2
2013-14	21,352.5	285,130.2	207,199.9	235,564.7	219,961.7	12,616.2	56,496.4	222,906.7	37,917.6	66,703.9	37,259.6
2014-15	14,932.7	248,430.9	188,615.4	243,718.7	213,017.9	11,772.5	49,582.8	206,266.3	35,429.4	67,864.3	34,293.6
2015-16	7,948.1	230,757.3	134,027.9	246,267.3	210,543.5	9,896.6	37,802.9	194,249.6	33,918.4	66,839.6	33,861.6
2015 Nov	196.7	17,195.9	9,323.8	18,753.2	17,173.9	1,025.4	3,249.8	21,479.6	3,368.5	4,074.9	2,673.3
Dec	266.4	19,539.7	11,659.6	20,463.4	16,106.5	1,180.0	2,888.5	18,929.9	3,507.0	8,539.5	3,314.3
2016 Jan	223.1	20,097.1	9,585.3	21,675.6	17,774.2	871.5	2,718.2	16,549.4	2,536.5	10,475.6	2,739.3
Feb	75.2	19,191.2	11,382.9	18,171.3	17,872.4	699.8	2,679.1	19,024.2	2,274.6	9,181.2	2,805.3
Mar	93.6	20,899.3	9,943.2	18,313.0	17,913.7	611.8	3,305.6	17,503.4	2,910.9	6,262.2	2,590.2
Apr	35.6	20,325.0	9,980.9	19,087.1	17,818.5	887.7	3,273.4	18,154.0	3,209.4	5,144.1	3,325.8
May	34.7	19,507.5	10,004.9	22,765.3	19,246.7	875.1	3,685.5	17,465.6	3,641.5	4,563.3	3,125.1
Jun	66.4	15,485.6	9,451.1	22,682.5	16,442.5	679.0	2,980.8	15,067.3	2,027.2	4,199.5	2,982.4
Jul	342.9	18,186.7	11,039.7	21,543.2	17,750.5	721.9	2,700.2	8,795.4	1,164.5	3,286.8	2,564.3
Aug	724.2	21,493.6	12,617.0	21,218.4	19,468.0	686.9	3,247.5	7,906.2	1,921.7	5,072.9	2,984.2
Sep	758.9	17,615.7	9,484.2	19,212.6	18,122.8	857.6	3,035.2	8,692.6	3,615.0	3,937.0	2,274.9
Oct	1,209.1	19,213.1	12,182.5	20,598.7	19,614.9	638.8	2,926.8	15,574.7	5,306.9	4,097.5	2,682.4
Nov *	470.9	17,483.2	13,520.5	20,025.8	18,008.4	820.1	3,187.3	17,352.1	4,313.8	3,963.9	2,458.6

EXPORTS BY COMMODITY/GROUP

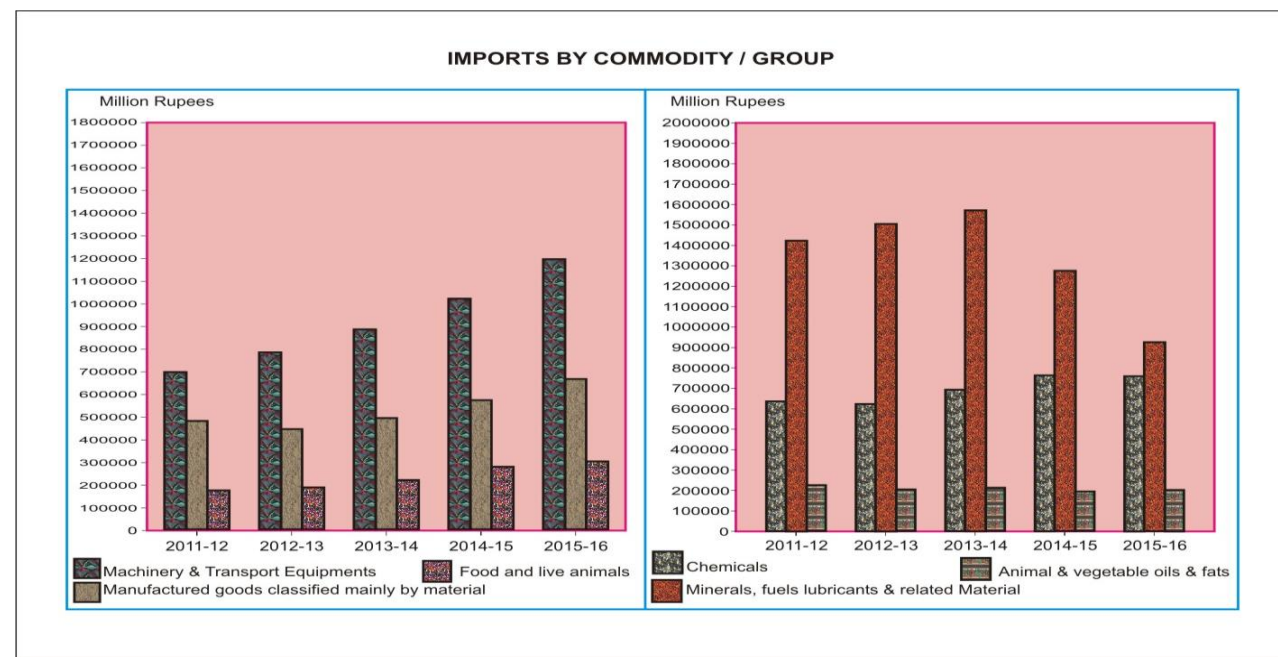


## 10.3 Imports by Commodity/Group

(Million Rupees)

Year/Month	Machinery and Transport Equipment	Manufactured Goods Classified Mainly by Material	Food and Live animals	Chemicals	Mineral Fuels, Lubricants and related Materials	Animal or Vegetable Oils & Fats
2011-12	699,993.9	482,498.6	179,555.6	637,823.7	1,420,173.6	228,731.4
2012-13	783,966.3	444,919.9	190,555.4	621,466.0	1,504,034.0	205,311.0
2013-14	886,479.3	496,850.9	221,052.9	691,397.7	1,570,968.0	213,427.6
2014-15	1,019,546.8	571,607.2	280,008.3	761,241.6	1,274,835.8	193,222.0
2015-16	1,197,306.7	661,908.8	305,420.7	755,705.4	927,237.0	201,551.1
2015 Nov	104,984.1	57,441.7	25,158.7	70,570.4	71,025.8	15,007.0
Dec	107,711.7	57,640.1	23,847.8	65,912.5	69,500.4	13,535.4
2016 Jan	101,988.2	57,356.8	24,612.9	48,724.4	58,437.1	15,196.3
Feb	89,787.7	52,117.9	19,382.6	54,454.1	58,031.5	16,567.8
Mar	98,704.2	54,700.5	26,432.2	61,143.8	63,576.9	18,062.5
Apr	114,243.5	61,122.2	22,051.6	67,739.9	67,331.1	15,469.2
May	103,831.6	57,172.1	28,683.2	66,620.9	86,164.7	20,206.2
Jun	136,160.5	59,940.9	27,429.0	64,448.2	102,680.1	16,301.9
Jul	97,355.3	50,976.7	22,292.1	60,724.8	87,512.6	13,060.9
Aug	145,172.9	62,853.0	28,657.2	65,166.2	83,339.0	16,417.9
Sep	114,235.0	50,983.6	25,435.2	58,982.8	93,048.8	15,408.0
Oct	129,114.4	53,452.9	27,008.9	58,652.6	90,505.2	16,791.2
Nov *	118,617.8	59,607.4	27,711.3	66,151.6	102,300.0	17,928.8

\*: Provisional



## 10.4 Exports by Selected Commodities in Dollars

(In Thousand Dollar)

Groups/commodities	Unit	Nov., 2016		Cuml, From July, 2016		Nov., 2015		Cuml, From July, 2015	
		Quantity	Value	Quantity	Value	Quantity	Value	Quantity	Value
<b>GRAND TOTAL</b>			<b>1756848</b>		<b>8173052</b>		<b>1658700</b>		<b>8523906</b>
<b>A.PRIMARY COMMODITIES</b>			<b>307515</b>		<b>1173753</b>		<b>325812</b>		<b>1360809</b>
01.RICE	MT	417721	165742	1275856	557336	539747	203844	1545972	688321
(I) RICE BASMATI	MT	27972	26935	150631	143294	38618	32986	202334	191013
(II) RICE OTHER VARIETIES	MT	389749	138807	1125225	414042	501129	170858	1343638	497309
02.FISH AND FISH PREPARATIONS	KG	15292936	41204	56164404	156006	12144418	31967	49717466	132776
03.FRUILTS & VEGETABLES INCL.JUICES	KG	78220036	38928	367293459	202496	73978196	40460	392293541	185726
(I) FRUILTS	KG	33670561	26836	192363270	148093	34494634	27824	140934732	110441
(II) VEGETABLES	KG	43666847	11025	169302789	46471	38108661	10847	244053891	67404
(III) FRUIT & VEGETABLE JUICES	KG	882628	1066	5627400	7932	1374901	1789	7304918	7881
04.WHEAT	MT								
05.WHEAT FLOUR	MT	103205	28232	335081	97384	84992	26929	417219	133708
06.SPICES(INCL. CHILLIES)	KG	2521569	8372	8514693	30309	1875805	6814	7531297	27268
07.OIL SEEDS, NUTS AND KERNALS	KG	4824926	6639	12186093	16984	1992706	2913	7152175	9764
08.LEGUMINOUS VEGETABLE	KG								
09.FLOWERS	KG	67578	193	190662	445	38929	88	124988	275
10.RAW HIDES AND SKINS	KG	580	8	805	13			56080	216
11.RAW WOOL AND ANIMAL HAIR	KG	221953	408	1153267	2109	325159	599	2023552	3260
(I) RAW WOOL	KG	23654	54	252855	546	282169	529	1026666	1720
(II) ANIMAL HAIR	KG	198299	354	900412	1563	42990	70	996886	1541
12.CRUE ANIMAL MATERIAL	KG	995740	1331	5911155	7532	1986582	1923	9018563	10647
13.CRUE FERTILIZER	MT	1040	161	6023	912	2821	293	11912	1255
14.MOLASSES	KG	6657850	815	13380052	1637	47537	6	20495722	2319
15.RAW COTTON	MT	2635	4498	19546	33513	1294	1867	44288	69037
16.COTTON WASTE	MT	3689	4126	16097	18192	2814	2838	15350	16405
17.PETROLEUM CRUE	MT			62540	21651			125686	51475
18.MARBLES AND STONES	MT	42886	6048	170381	23493	32533	4425	180894	24899
19.TOBACCO	KG	210251	809	939596	3738	252287	846	1058847	3458
(I) UN-MANUFACTURED	KG	169368	598	776761	2911	235914	777	981016	3146
(II) MANUFACTURED EXCL.CIGARETTE	KG	40883	211	162835	827	16373	69	77831	311
20.COKE	MT								
<b>B.TEXTILES MANUFACTURES</b>			<b>1017160</b>		<b>4974153</b>		<b>919101</b>		<b>5014503</b>
01.COTTON YARN	KG	45183409	129059	192301058	549853	29564841	88334	194467302	592952
02.COTTON CLOTH	SQM	1.56E+08	166994	868043868	898265	166701134	163191	899635947	923723
03.ARTICLES OF APPAREL & CLOTHING ACCESSORIES (EXCL. KNITWEARS)	DOZ	2896923	188547	13465695	888456	2663997	166217	12598236	846784
04.ART SILK AND SYNTHETIC TEXTILES	SQM	14557550	17106	62649575	79905	23770519	23767	131569060	123512
05.COTTON THREAD	KG	21976	85	3023399	12481	33680	150	1404894	6290
06.TEXTILE FABRICS WOVEN(OTHER THAN COTTON & ARTIFICIAL FABRICS)	--		476		2211		1073		3504
07.TULE, LACE, EMBROIDERY ETC	--		1541		6341		1140		5712
08.COTTON BAGS/SACKS	MT	814	1723	2445	4536	866	1823	2519	4610
09.TENTS & OTHER CANVAS GOODS	KG	5495978	17212	19166553	52940	3932552	11200	12737093	32276
10.BED WEAR	KG	29307939	172010	151204432	888448	26650865	162983	133087383	843166
11.TOWELS	KG	18106090	69337	76961876	317769	14069498	64280	76255067	340146
12.TEXTILE MADE UPS (EXCL. TOWELS & BED WEAR)	--		57072		261272		47396		250045
13.KNITWEARS	DOZ	8080898	191280	42136790	980489	8303612	177970	45672840	995958
14.WASTE MATERIAL OF TEXTILE FIBRES/FABRICS	KG	2077031	1665	11495628	7537	3271263	2464	15225504	11231
15.YARN OTHER THAN COTTON YARN	KG	620165	1685	3871698	11061	1161775	3189	5976724	15821
16.KINTTED OR CROCHATED FABRICS	SQM	466464	1368	4248200	12589	1195772	3925	6126064	18776
<b>C.OTHER MANUFACTURES</b>			<b>271362</b>		<b>1312340</b>		<b>253241</b>		<b>1354213</b>
01.CIGARETTES	THNO	4274	82	23480	463	4896	108	12017	270
02.LEATHER	SQM	1656498	30445	7355667	144280	1535866	30841	7475274	157049

Contd.

## 10.4 Exports by Selected Commodities in Dollars

(In Thousand Dollar)

Groups/commodities	Unit	Nov., 2016		Cuml, From July, 2016		Nov., 2015		Cuml, From July, 2015	
		Quantity	Value	Quantity	Value	Quantity	Value	Quantity	Value
03.CARPETS,RUGS AND TAPESTRIES ETC	SQM	179220	8025	831702	36379	179689	9888	724716	40939
(I) WOOLLEN CARPETS AND RUGS	SQM	160999	7833	699801	35602	171148	9731	661039	39448
(II) WOOLLEN CARPET MACHINE MADE	SQM			1211	35	150	4	5764	182
(III) TAPESTRY CLOTH	SQM								
(IV) CARPETS KNOTTED & OTHER FLOOR COVERING	SQM	18221	192	130690	742	8391	153	57913	1310
04.PETROLEUM PRODUCTS	MT	18258	8753	93132	39650	8406	4549	40885	25239
05.FEEDING STUFF FOR ANIMALS	KG	25105940	4690	103602326	18873	35321049	7363	163739381	29401
06.CHEMICALS AND PHARMACEUTICAL PRODUCTS	--		67144		337458		52339		348446
(I) PLASTIC MATERIALS	KG	23554424	21044	72900725	87633	6886524	12058	56503462	77102
(II) PHARMACAUTICAL PRODUCTS.	KG	838756	16597	4454752	90655	1057565	18446	4714972	86631
(III) FERTILIZER MANUFACTURES	MT			2	1				
(IV) OTHER CHEMICAL	--		29504		159169		21835		184713
07.RUBBER MANUFACTURES	--		1116		6369		1042		5050
08.PAPER AND PAPER BOARD	KG	4713644	10336	17528074	40863	1119652	3496	6582603	20170
09.GUAR AND GUAR PRODUCTS	KG	1711838	2333	6814326	8561	1156665	1986	5602135	10956
10.CUTLERY	--		6727		32640		5868		32942
11.GOLD	GM								
12.COPPER AND ARTICLES THEREOF	--		3965		17230		5753		30828
13.MACHINERY & TRANSPORT EQUIPMENT (INCL.ENGINEERING ELECTRICAL GOODS)	--		12222		69861		15314		72852
(I) ELECTRIC FANS	NO	39439	798	446139	8841	97024	2007	391763	8197
(II) TRANSPORT EQUIPMENT	--		384		4073		353		5401
(III) OTHER ELECTRICAL MACHINERY	--		3409		14783		2918		15982
(IV) MACHINERY SPECIALIZED PARTICULARS INDUSTRIES	--		2194		9865		1846		13933
(V) AUTO PARTS	--		830		4993		1375		6542
(VI) OTHER MACHINERY	--		4607		27305		6814		22798
14.FOOTWEARS	PAIR	618235	6111	3715561	38255	974598	8617	4311673	39711
(I) LEATHER FOOTWEAR	PAIR	353195	5242	2044955	32734	485698	7211	2182277	31873
(II) CANVAS FOOTWEAR	PAIR	3671	16	34945	178	10304	41	91619	325
(III) OTHER FOOTWEAR	PAIR	261369	852	1635661	5342	478596	1365	2037777	7514
15.LEATHER MANUFACTURES(EXCL. LEATHER FOOTWEARS)	--		43917		214889		41666		224200
(I) LEATHER GLOVES	DOZ	365606	16005	1901442	75209	330443	15478	2190127	82413
(II) APPAREL & CLOTHING	DOZ	75304	26838	362278	134117	70030	24660	364769	136103
(III) OTHER LEATHER MANUFACTURES	KG	89503	1074	451296	5563	98796	1528	411923	5683
16.HOUSE-HOLD EQUIPMENT	KG	206847	562	1335409	3277	513441	1160	1730902	3628
17.SPORTS GOODS	--		23484		123897		25370		125232
(I) FOOT BALLS COMPLETE	DOZ	164432	10749	1054159	58206	274422	12069	1301705	64621
(II) GLOVES (SPORTS)	DOZ	127508	9131	1085059	45892	149253	7716	849705	39606
(III) OTHER	--		3604		19798		5586		21006
18.SURGICAL GOODS,MEDICAL INSTRUMENTS AND APPLIANCES	NO	14347864	30306	90040585	137745	16216014	28110	103298080	144770
19.ONYX MANUFACTURED	KG	198939	575	911464	2225	650140	1231	1571484	3380
20.HANDICRAFTS	--		2843		2852				
21.TEXTILE PRODUCT & ARTICLE FOR TECHNICAL USE	KG	14940	75	88991	485	20705	125	119474	633
22.BOOKS AND PRINTED MATTERS	--		610		2147		662		2374
23.PIG IRON	MT			3	7				
24.PRECIOUS/SEMI-PRECIOUS STONE	GM	691448	559	1678852	1387	1077758	518	3580265	1713
25.JEWELLERY	--		272		3106		554		2842
26.ARTICLES OF PLASTIC	KG	1961741	5813	9372792	26849	1906202	6275	9377378	29012
27.FURNITURE	NO	11777	257	117748	1901	30139	384	150898	2099
28.PARTS OF FOOTWEAR	--		140		691		23		476
D.OTHERS	--		160810		712806		160545		794381

## 10.5 Exports by Selected Commodities in Rupees

(In Thousand Rupees)

Groups/commodities	Unit	Nov., 2016		Cuml. From July, 2016		Nov., 2015		Cuml. From July, 2015	
		Quantity	Value	Quantity	Value	Quantity	Value	Quantity	Value
<b>GRAND TOTAL</b>			183930572		855211160		174781512		883281868
<b>A.PRIMARY COMMODITIES</b>			32194840		122814795		34331668		141259168
01.RICE	MT	417721	17352140	1275856	58320982	539747	21479584	1545972	71551804
(I) RICE BASMATI	MT	27972	2819907	150631	14993636	38618	3475861	202334	19777487
(II) RICE OTHER VARIETIES	MT	389749	14532234	1125225	43327346	501129	18003723	1343638	51774317
02.FISH AND FISH PREPARATIONS	KG	15292936	4313759	56164404	16321827	12144418	3368469	49717466	13811255
03.FRUIT & VEGETABLES INCL.JUICES	KG	78220036	4075466	367293459	21188172	73978196	4263368	392293541	19250360
(I) FRUITS	KG	33670561	2809586	192363270	15495255	34494634	2931878	140934732	11463763
(II) VEGETABLES	KG	43666847	1154275	169302789	4862806	38108661	1142977	244053891	6970457
(III) FRUIT & VEGETABLE JUICES	KG	882628	111605	5627400	830111	1374901	188512	7304918	816140
04.WHEAT	MT								
05.WHEAT FLOUR	MT	103205	2955722	335081	10188707	84992	2837528	417219	13852645
06.SPICES(INCL. CHILLIES)	KG	2521569	876539	8514693	3171614	1875805	718005	7531297	2831191
07.OIL SEEDS, NUTS AND KERNALS	KG	4824926	695030	12186093	1777238	1992706	306966	7152175	1018489
08.LEGUMINOUS VEGETABLE	KG								
09.FLOWERS	KG	67578	20249	190662	46568	38929	9291	124988	28619
10.RAW HIDES AND SKINS	KG	580	887	805	1408			56080	22310
11.RAW WOOL AND ANIMAL HAIR	KG	221953	42703	1153267	220758	325159	63107	2023552	337155
(I) RAW WOOL	KG	23654	5658	252855	57137	282169	55723	1026666	178493
(II) ANIMAL HAIR	KG	198299	37045	900412	163621	42990	7384	996886	158662
12.CRUE ANIMAL MATERIAL	KG	995740	139396	5911155	788107	1986582	202656	9018563	1104054
13.CRUE FERTILIZER	MT	1040	16904	6023	95456	2821	30827	11912	130149
14.MOLASSES	KG	6657850	85351	13380052	171425	47537	685	20495722	238945
15.RAW COTTON	MT	2635	470874	19546	3506067	1294	196721	44288	7153077
16.COTTON WASTE	MT	3689	431936	16097	1903444	2814	299027	15350	1702596
17.PETROLEUM CRUDE	MT			62540	2263705			125686	5287012
18.MARBLES AND STONES	MT	42886	633137	170381	2458279	32533	466287	180894	2580446
19.TOBACCO	KG	210251	84747	939596	391038	252287	89150	1058847	359061
(I) UN-MANUFACTURED	KG	169368	62647	776761	304511	235914	81927	981016	326787
(II) MANUFACTURED EXCL.CIGARETTE	KG	40883	22100	162835	86527	16373	7223	77831	32274
20.COKE	MT								
<b>B.TEXTILES MANUFACTURES</b>			106490078		520489509		96848056		519431060
01.COTTON YARN	KG	45183409	13511608	192301058	57538057	29564841	9308005	194467302	61364494
02.COTTON CLOTH	SQM	155711632	17483191	868043868	93992316	166701134	17195890	899635947	95711878
03.ARTICLES OF APPAREL & CLOTHING ACCESSORIES (EXCL. KNITWEARS)	DOZ	2896923	19739607	13465695	92968621	2663997	17514690	12598236	87715114
04.ART SILK AND SYNTHETIC TEXTILES	SQM	14557550	1790885	62649575	8359474	23770519	2504344	131569060	12798732
05.COTTON THREAD	KG	21976	8908	3023399	1305871	33680	15756	1404894	655586
06.TEXTILE FABRICS WOVEN(OTHER THAN COTTON & ARTIFICIAL FABRICS)	--		49794		231341		113091		363490
07.TULE, LACE, EMBROIDERY ETC	--		161375		663467		120148		591346
08.COTTON BAGS/SACKS	MT	814	180416	2445	474741	866	192081	2519	479031
09.TENTS & OTHER CANVAS GOODS	KG	5495978	1801994	19166553	5539301	3932552	1180177	12737093	3357973
10.BED WEAR	KG	29307939	18008351	151204432	92964638	26650865	17173899	133087383	87368920
11.TOWELS	KG	18106090	7259177	76961876	33250765	14069498	6773311	76255067	35236097
12.TEXTILE MADE UPS (EXCL. TOWELS & BED WEAR)	--		5975092		27339095		4994208		25927279
13.KNITWEARS	DOZ	8080898	20025771	42136790	102598622	8303612	18753169	45672840	103109027
14.WASTE MATERIAL OF TEXTILE FIBRES/FABRICS	KG	2077031	174345	11495628	788598	3271263	259656	15225504	1164635
15.YARN OTHER THAN COTTON YARN	KG	620165	176394	3871698	1157292	1161775	336082	5976724	1640595
16.KINTTED OR CROCHATED FABRICS	SQM	466464	143169	4248200	1317308	1195772	413550	6126064	1946864
<b>C.OTHER MANUFACTURES</b>			28409866		137320246		26684680		140256768
01.CIGARETTES	THNO	4274	8634	23480	48379	4896	11346	12017	28018

Contd.



## 10.5 Exports by Selected Commodities in Rupees

(In Thousand Rupees)

Groups/commodities	Unit	Nov., 2016		Cuml. From July, 2016		Nov., 2015		Cuml. From July, 2015	
		Quantity	Value	Quantity	Value	Quantity	Value	Quantity	Value
		02.LEATHER	SQM	1656498	3187343	7355667	15097031	1535866	3249771
03.CARPETS,RUGS AND TAPESTRIES ETC	SQM	179220	840203	831702	3806620	179689	1041928	724716	4245760
(I) WOOLLEN CARPETS AND RUGS	SQM	160999	820082	699801	3725287	171148	1025404	661039	4091773
(II) WOOLLEN CARPET MACHINE MADE	SQM			1211	3689	150	375	5764	18626
(III) TAPESTRY CLOTH	SQM								
(IV) CARPETS KNOTTED & OTHER FLOOR COVERING	SQM	18221	20121	130690	77645	8391	16149	57913	135361
04.PETROLEUM PRODUCTS	MT	18258	916410	93132	4148950	8406	479295	40885	2608597
05.FEEDING STUFF FOR ANIMALS	KG	25105940	491026	103602326	1974765	35321049	775847	163739381	3055106
06.CHEMICALS AND PHARMACEUTICAL PRODUCTS	--		7029590		35310149		5515046		36032505
(I) PLASTIC MATERIALS	KG	23554424	2203170	72900725	9170035	6886524	1270567	56503462	7977740
(II) PHARMACAUTICAL PRODUCTS.	KG	838756	1737550	4454752	9485679	1057565	1943694	4714972	8973840
(III) FERTILIZER MANUFACTURES	MT			2	102				
(IV) OTHER CHEMICAL	--		3088871		16654332		2300784		19080924
07.RUBBER MANUFACTURES	--		116789		666368		109846		523862
08.PAPER AND PAPER BOARD	KG	4713644	1082091	17528074	4276057	1119652	368351	6582603	2089447
09.GUAR AND GUAR PRODUCTS	KG	1711838	244264	6814326	895767	1156665	209278	5602135	1133755
10.CUTLERY	--		704273		3415389		618281		3414946
11.GOLD	GM								
12.COPPER AND ARTICLES THEREOF	--		415139		1803047		606200		3202408
13.MACHINERY & TRANSPORT EQUIPMENT (INCL.ENGINEERING ELECTRICAL GOODS)	--		1279610		7310236		1613659		7548090
(I) ELECTRIC FANS	NO	39439	83574	446139	925157	97024	211433	391763	847389
(II) TRANSPORT EQUIPMENT	--		40208		426131		37236		557579
(III) OTHER ELECTRICAL MACHINERY	--		356915		1546883		307529		1654056
(IV) MACHINERY SPECIALIZED	--		229738		1032449		194543		1441839
PARTICULARS INDUSTRIES									
(V) AUTO PARTS	--		86903		522487		144899		677874
(VI) OTHER MACHINERY	--		482272		2857129		718020		2369353
14.FOOTWEARS	PAIR	618235	639788	3715561	4003206	974598	907999	4311673	4105428
(I) LEATHER FOOTWEAR	PAIR	353195	548848	2044955	3425526	485698	759861	2182277	3293442
(II) CANVAS FOOTWEAR	PAIR	3671	1708	34945	18658	10304	4272	91619	33732
(III) OTHER FOOTWEAR	PAIR	261369	89231	1635661	559022	478596	143866	2037777	778254
15.LEATHER MANUFACTURES(EXCL. LEATHER FOOTWEARS)	--		4597811		22485498		4390419		23220324
(I) LEATHER GLOVES	DOZ	365606	1675588	1901442	7869720	330443	1630970	2190127	8538383
(II) APPAREL & CLOTHING	DOZ	75304	2809784	362278	14033682	70030	2598479	364769	14092054
(III) OTHER LEATHER MANUFACTURES	KG	89503	112438	451296	582096	98796	160969	411923	589886
16.HOUSE-HOLD EQUIPMENT	KG	206847	58831	1335409	342839	513441	122210	1730902	377410
17.SPORTS GOODS	--		2458632		12964463		2673330		12979211
(I) FOOT BALLS COMPLETE	DOZ	164432	1125363	1054159	6090798	274422	1271741	1301705	6690956
(II) GLOVES (SPORTS)	DOZ	127508	955909	1085059	4802023	149253	813022	849705	4102111
(III) OTHER	--		377359		2071642		588567		2186144
18.SURGICAL GOODS,MEDICAL INSTRUMENTS AND APPLIANCES	NO	14347864	3172883	90040585	14413159	16216014	2962022	103298080	15008570
19.ONYX MANUFACTURED	KG	198939	60174	911464	232861	650140	129757	1571484	351618
20.HANDICRAFTS	--		297661		298601				
21.TEXTILE PRODUCT & ARTICLE FOR TECHNICAL USE	KG	14940	7865	88991	50723	20705	13169	119474	65791
22.BOOKS AND PRINTED MATTERS	--		63848		224661		69796		246470
23.PIG IRON	MT			3	731				
24.PRECIOUS/SEMI-PRECIOUS STONE	GM	691448	58497	1678852	145188	1077758	54583	3580265	178337
25.JEWELLERY	--		28446		324990		58365		294717
26.ARTICLES OF PLASTIC	KG	1961741	608546	9372792	2809329	1906202	661246	9377378	3007437
27.FURNITURE	NO	11777	26862	117748	198922	30139	40488	150898	217700
28.PARTS OF FOOTWEAR	--		14650		72317		2447		49543
D.OTHERS	--		16835787		74586610		16917108		82334872

## 10.6 Imports by Selected Commodities in Dollars

(In Thousand Dollar)

Groups/commodities	Unit	Nov., 2016		Cuml, From July, 2016		Nov., 2015		Cuml, From July, 2015	
		Quantity	Value	Quantity	Value	Quantity	Value	Quantity	Value
<b>GRAND TOTAL</b>			<b>4205491</b>		<b>19863538</b>		<b>3840339</b>		<b>18344766</b>
<b>A. FOOD GROUP</b>			<b>304359</b>		<b>1453977</b>		<b>270285</b>		<b>1463538</b>
1.MILK AND CREAM	KG	7210250	13986	28680281	60962	4155632	12677	20256655	62923
2.WHEAT UNMILLED	MT	--	--	--	--	--	--	--	--
3.PULSES	KG	68251916	55264	331270548	288529	61318493	38081	365009786	218351
4.DRY FRUITS	KG	12156130	14704	56605184	69171	13658298	12021	55288937	54883
5.SUGAR REFINED	MT	1481	835	4155	2230	730	385	7008	3669
6.TEA	KG	14276249	36017	84323775	208383	16140950	49296	73382555	225625
7.SPICES	KG	8468851	10907	51442522	52601	14940857	12550	63834724	56879
8.MILK FOOD FOR BABIES,INF.,INVL	KG	1393724	8642	6270552	41792	891641	6452	4268468	32652
9.BEVERAGES	LTR	572272	382	4507648	3062	606234	441	4681552	2639
10.PALM OIL	KG	223509144	160564	967622840	669943	183115192	121459	1140836498	720389
11.SOYABEAN OIL	KG	1711685	3058	37845066	57303	11054792	16923	62215381	85526
<b>B. MACHINERY GROUP</b>			<b>1133000</b>		<b>5777224</b>		<b>996313</b>		<b>4287658</b>
1.POWER GENERATING MACH.	--		244795		1455062		175943		607578
2.AGRICULTURE MACHINERY&IMPLEMENTS	--		12887		45265		7495		36302
3.CONSTRUCTION & MINING MACHINERY	--		47020		214476		24683		146763
4.TEXTILE MACHINERY	--		52764		204154		38068		189905
5.METAL WORKING MACHINERY	--		9538		47571		9403		37267
6.GEN INDUSTRIAL MACH & EQU/PARTS NS	--		194403		947598		157838		692508
7.OFFICE MACH.INCL.DATA PROS. EQUIP.	--		31145		218217		24909		124986
8.TELECOM & SOUND RECORDING EQUIP	--		116203		494397		122047		571065
9.ELECTRICAL MACHINERY & APPARATUS	--		155370		736714		204597		682073
10.ROAD MOTOR VEHICLES	--		204895		946864		154605		729547
11.RAILWAY VEHICLES	--		2492		59409		3621		24845
12.AIRCRAFTS,SHIPS AND BOATS	--		5188		102038		35187		280633
13.OTHER MACHINERY	--		56301		305459		37918		164189
<b>C. PETROLEUM GROUP</b>			<b>908177</b>		<b>4086051</b>		<b>640440</b>		<b>3860091</b>
1.CRUDE PETROLEUM	MT	753616	212127	3425364	973037	331000	159473	2220368	1254485
2.PETROLEUM PRODUCTS	MT	1256097	583158	5286079	2603202	857817	463503	4127329	2343385
3.GAS NATURAL & MANUFACTURED	--		112893		509812		17464		262222
<b>D. TEXTILE GROUP</b>			<b>113905</b>		<b>567528</b>		<b>122657</b>		<b>619040</b>
1.SYNTHETIC AND REGENERATED FIBRE	KG	12821269	27642	90410255	183018	17201795	37679	112492272	225402
2.SYNTHETIC & ARTIFICIAL SILK YARN	KG	30825831	58618	124790737	253552	23507813	51810	117808329	260545
3.WORN CLOTHING	KG	34435828	12746	167022736	64278	45285462	15278	198974407	62419
4.ARTICLES OF APPAREL & CLOTHING	--		10283		50800		11202		48166
5.BAGS & SACKS OF TEX. MATERIALS	MT	339	497	2098	2957	682	832	3837	4775
6.JUTE	MT	5527	4118	17315	12923	8434	5856	27124	17734
<b>E. AGRICULTURE/OTH. CHEMICAL GROUP</b>			<b>631859</b>		<b>2959461</b>		<b>669722</b>		<b>3150404</b>
1.ORGANIC CHEMICALS	--		136363		711531		131904		696641
2.INORGANIC CHEMICALS	--		36603		187190		24699		207607

Contd.

## 10.6 Imports by Selected Commodities in Dollars

(In Thousand Dollar)

Groups/commodities	Unit	Nov., 2016		Cuml, From July, 2016		Nov., 2015		Cuml, From July, 2015	
		Quantity	Value	Quantity	Value	Quantity	Value	Quantity	Value
3.DYEING TANNING & COLOUR MATERIAL	KG	11781301	35352	58629729	167159	12677789	33528	59683837	163043
4.MEDICINAL PRODUCTS	KG	1644708	79362	8349698	391454	1657918	71718	7313890	330178
5.ESSENTIAL OIL, PERFUMES TOILT ETC	KG	7516063	27455	39991949	132544	9944955	26258	50055344	134249
6.FERTILIZER MANUFACTURED	MT	295526	104447	939138	341713	320128	151404	1176137	539754
7.PLASTIC MATERIALS	KG	100867307	150091	470661637	719679	90858422	168389	422092983	765222
8.INSECTICIDES	KG	1088299	9956	7463156	68425	1350946	12025	9166193	75328
9.OTHER.CHEMICAL PRODUCTS	--		52231		239766		49796		238381
F. METAL GROUP			348076		1540449		323463		1465129
1.IRON ORES AND CONCENTRATES	MT	--	--	--	--	--	--	9500	1399
2.IRON AND STEEL SCRAP	MT	321173	83342	1283189	341004	278387	84131	1292903	395265
3.NON FERROUS BASE METAL WASTE & SCR	MT	11917	5333	51938	26842	17527	7060	63047	31304
4.IRON AND STEEL	MT	301728	193686	1290613	813928	230813	170093	1073074	750020
5.ALUMINIUM WROUGHT & WORKED	--		15331		73010		15795		71363
6.MANUFACTURES OF METAL NES	--		50384		285664		46383		215778
G. MISCELLANEOUS ITEMS			428186		1874846		423420		1945973
1.FEEDING STUFF FOR ANIMALS	KG	53907428	21760	244481241	81567	46310756	22086	526335444	245962
2.HIDES,SKINS AND FURSKINS RAW	KG	800719	3117	3182569	11680	815809	2340	4046257	12863
3.OIL SEEDS & OLEAGINOUS FRUITS	KG	130251845	92381	479786653	361230	218088491	109072	521098749	296065
4.RUBBER CRUDE INCL.SYNTH/RECLAIMED	KG	6555064	12306	29225735	59352	6289243	12433	33518092	64362
5.WOOD & CORK	--		9350		43891		8144		36911
6.PULP AND WASTE PAPER	KG	18275372	8854	97067810	44403	15841596	8121	90095761	46552
7.FERTILIZER CRUDE	MT	10160	3913	49894	19602	11733	4488	77372	31497
8.CRUDE ANIMAL&VEGETABLE MATERIALS	KG	8117841	13637	45197691	79048	6641332	10128	42282137	80174
9.COAL, COKE & BRIQUETTES	MT	511970	58803	2027802	229287	352445	33604	1939974	196337
10.ANIMAL OILS AND FATS	KG	3086772	1839	12644835	7774	606765	370	8100983	5015
11.ANIMAL/VEG, FAT OIL WAX ETC NES	KG	2128159	3085	8049839	11532	1811509	1964	8224815	9607
12.RUBBER TYRES & TUBES	NO	444864	23413	2546853	150214	403954	26030	2115332	138552
13.CORK/WOOD MFG.(EXCL FURNITURE)	KG	7433436	7010	35374127	32224	8645891	6466	40584169	29480
14.PAPER&PAPER BOARD & MANF. THEREOF	KG	40488051	40021	216817412	198850	39727690	38892	189495699	196981
15.CEMENT	MT	7043	1754	21309	5105	4395	847	24130	5431
16.PREFABRICATED BUILDGS,SANITRY,PLG	--		12400		54311		9190		42613
17.FOOTWEAR	PAIR	1353819	7140	10361489	53680	1824606	9130	9555395	48884
18.PROFESSIONAL,SCIENTFIC & CONTROL	--		52310		227803		49201		226827
19.PHOTO EQPT, OPTICAL GOODS N.E.S.	--		5687		25920		6088		30439
20.PRINTED MATTERS	--		15904		27833		3206		17443
21.ARTICLES N.E.S. OF PLASTICS	KG	2347373	11326	10727128	52595	1726986	9317	8659210	45495
22.BABY CARRIAGES, TOYS GAMES ETC.	--		7933		30409		7073		29011
23.OFFICE STATIONERY SUPPLY N.E.S	--		3222		15175		3275		13542
24.JEWELLERY OFGOLD/SILVERSMITH WEAR	--		742		5725		1331		6158
25.MUSICAL INSTRUMENTS AND PARTS	--		8417		35238		11216		48162
26.ARTICLES & MFG. OF CAVING ETC.	--		1039		4578		27391		30404
27.GOLD.NON-MENETART NOT ORE/CONCEN	GM	24814	823	164040	5823	56387	2014	296539	11207
ALL OTHER ITEMS	--		337927		1604001		394038		1552931

## 10.7 Imports by Selected Commodities in Rupees

(In Thousand Rupees)

Groups/commodities	Unit	Nov., 2016		Cuml, From July, 2016		Nov., 2015		Cuml, From July, 2015	
		Quantity	Value	Quantity	Value	Quantity	Value	Quantity	Value
<b>GRAND TOTAL</b>			<b>440287501</b>		<b>2078467465</b>		<b>404666505</b>		<b>1901753511</b>
<b>A. FOOD GROUP</b>			<b>31864453</b>		<b>152142497</b>		<b>28480662</b>		<b>151745426</b>
1.MILK AND CREAM	KG	7210250	1464260	28680281	6380487	4155632	1335817	20256655	6508952
2.WHEAT UNMILLED	MT	--	--	--	--	--	--	--	--
3.PULSES	KG	68251916	5785811	331270548	30192183	61318493	4012696	365009786	22620398
4.DRY FRUITS	KG	12156130	1539442	56605184	7237417	13658298	1266631	55288937	5690578
5.SUGAR REFINED	MT	1481	87407	4155	233405	730	40560	7008	379525
6.TEA	KG	14276249	3770727	84323775	21804765	16140950	5194469	73382555	23408437
7.SPICES	KG	8468851	1141942	51442522	5503853	14940857	1322473	63834724	5897424
8.MILK FOOD FOR BABIES,INFT.,INVL	KG	1393724	904759	6270552	4373402	891641	679859	4268468	3386477
9.BEVERAGES	LTR	572272	39950	4507648	320400	606234	46465	4681552	272757
10.PALM OIL	KG	223509144	16809966	967622840	70100963	183115192	12798469	1140836498	74672486
11.SOYABEAN OIL	KG	1711685	320189	37845066	5995621	11054792	1783223	62215381	8908392
<b>B. MACHINERY GROUP</b>			<b>118617822</b>		<b>604495492</b>		<b>104984110</b>		<b>444879445</b>
1.POWER GENERATING MACH.	--		25628494		152242591		18539582		63076557
2.AGRICULTURE MACHINERY&IMPLEMENTS	--		1349180		4736812		789800		3761295
3.CONSTRUCTION & MINING MACHINERY	--		4922658		22440350		2600903		15191514
4.TEXTILE MACHINERY	--		5523999		21363895		4011288		19688459
5.METAL WORKING MACHINERY	--		998520		4977811		990855		3876100
6.GEN INDUSTRIAL MACH & EQU/PARTS NS	--		20352697		99155333		16631828		71886197
7.OFFICE MACH.INCL.DATA PROS. EQUIP	--		3260645		22830787		2624751		12970610
8.TELECOM & SOUND RECORDING EQUIP	--		12165741		51730900		12860371		59278687
9.ELECTRICAL MACHINERY & APPARATUS	--		16266205		77085348		21558885		70792456
10.ROAD MOTOR VEHICLES	--		21451255		99078186		16291087		75665917
11.RAILWAY VEHICLES	--		260878		6216838		381505		2565526
12.AIRCRAFTS,SHIPS AND BOATS	--		543190		10674614		3707785		29075886
13.OTHER MACHINERY	--		5894358		31962026		3995470		17050241
<b>C. PETROLEUM GROUP</b>			<b>95080217</b>		<b>427557825</b>		<b>67484857</b>		<b>399500969</b>
1.CRUDE PETROLEUM	MT	753616	22208275	3425364	101813876	331000	16804103	2220368	129661796
2.PETROLEUM PRODUCTS	MT	1256097	61052807	5286079	272398373	857817	48840511	4127329	242696985
3.GAS NATURAL & MANUFACTURED	--		11819135		53345576		1840243		27142188
<b>D. TEXTILE GROUP</b>			<b>11925139</b>		<b>59384869</b>		<b>12924676</b>		<b>64165579</b>
1.SYNTHETIC AND REGENERATED FIBRE	KG	12821269	2893968	90410255	19150791	17201795	3970325	112492272	23305226
2.SYNTHETIC & ARTIFICIAL SILK YARN	KG	30825831	6136904	124790737	26531861	23507813	5459403	117808329	27032021
3.WORN CLOTHING	KG	34435828	1334429	167022736	6725980	45285462	1609887	198974407	6480608
4.ARTICLES OF APPAREL & CLOTHING	--		1076582		5314710		1180340		5008745
5.BAGS & SACKS OF TEX. MATERIALS	MT	339	52078	2098	309397	682	87672	3837	494981
6.JUTE	MT	5527	431178	17315	1352130	8434	617049	27124	1843998
<b>E. AGRICULTURE/OTH. CHEMICAL GROUP</b>			<b>66151556</b>		<b>309677996</b>		<b>70570358</b>		<b>326621713</b>
1.ORGANIC CHEMICALS	--		14276317		74456512		13899053		72092443
2.INORGANIC CHEMICALS	--		3832134		19587837		2602596		21479803
3.DYEING TANNING & COLOUR MATERIAL	KG	11781301	3701088	58629729	17491690	12677789	3532958	59683837	16895328

Contd.

## 10.7 Imports by Selected Commodities in Rupees

(In Thousand Rupees)

Groups/commodities	Unit	Nov., 2016		Cuml, From July, 2016		Nov., 2015		Cuml, From July, 2015	
		Quantity	Value	Quantity	Value	Quantity	Value	Quantity	Value
4.MEDICINAL PRODUCTS	KG	1644708	8308647	8349698	40962645	1657918	7557107	7313890	34249240
5.ESSENTIAL OIL, PERFUMES TOILT ETC	KG	7516063	2874349	39991949	13869552	9944955	2766924	50055344	13912890
6.FERTILIZER MANUFACTURED	MT	295526	10934877	939138	35755349	320128	15953827	1176137	56139836
7.PLASTIC MATERIALS	KG	100867307	15713562	470661637	75305053	90858422	17743591	422092983	79347618
8.INSECTICIDES	KG	1088299	1042331	7463156	7160160	1350946	1267138	9166193	7791192
9.OTHER.CHEMICAL PRODUCTS	--		5468250		25089198		5247162		24713362
F. METAL GROUP			36441330		161193586		34084116		151889138
1.IRON ORES AND CONCENTRATES	MT	--	--	--	--	--	--	9500	142300
2.IRON AND STEEL SCRAP	MT	321173	8725330	1283189	35682943	278387	8865117	1292903	40960337
3.NON FERROUS BASE METAL WASTE & SCR	MT	11917	558363	51938	2808895	17527	743958	63047	3241311
4.IRON AND STEEL	MT	301728	20277711	1290613	85170086	230813	17923182	1073074	77754873
5.ALUMINIUM WROUGHT & WORKED	--		1605093		7639915		1664369		7402261
6.MANUFACTURES OF METAL NES	--		5274833		29891747		4887491		22388056
G. MISCELLANEOUS ITEMS			44828308		196180467		44616884		201722532
1.FEEDING STUFF FOR ANIMALS	KG	53907428	2278080	244481241	8536060	46310756	2327234	526335444	25443893
2.HIDES,SKINS AND FURSKINS RAW	KG	800719	326306	3182569	1222290	815809	246592	4046257	1331007
3.OIL SEEDS & OLEAGINOUS FRUITS	KG	130251845	9671660	479786653	37796687	218088491	11493240	521098749	30824205
4.RUBBER CRUDE INCL.SYNTH/RECLAIMED	KG	6555064	1288402	29225735	6210985	6289243	1310105	33518092	6664497
5.WOOD & CORK	--		978912		4592631		858169		3821922
6.PULP AND WASTE PAPER	KG	18275372	926997	97067810	4645925	15841596	855695	90095761	4820981
7.FERTILIZER CRUDE	MT	10160	409718	49894	2050796	11733	472915	77372	3264073
8.CRUDE ANIMAL&VEGETABLE MATERIALS	KG	8117841	1427672	45197691	8270386	6641332	1067227	42282137	8309182
9.COAL, COKE & BRIQUETTES	MT	511970	6156246	2027802	23994014	352445	3540971	1939974	20295429
10.ANIMAL OILS AND FATS	KG	3086772	192552	12644835	813453	606765	39039	8100983	515302
11.ANIMAL/VEG, FAT OIL WAX ETC NES	KG	2128159	322951	8049839	1206547	1811509	206980	8224815	998064
12.RUBBER TYRES & TUBES	NO	444864	2451201	2546853	15717369	403954	2742850	2115332	14337668
13.CORK/WOOD MFG.(EXCL FURNITURE)	KG	7433436	733931	35374127	3371823	8645891	681347	40584169	3054732
14.PAPER&PAPER BOARD & MANF. THEREOF	KG	40488051	4189893	216817412	20807509	39727690	4098191	189495699	20398387
15.CEMENT	MT	7043	183647	21309	534316	4395	89251	24130	563577
16.PREFABRICATED BUILDGS,SANITRY,PLG	--		1298199		5682933		968353		4418099
17.FOOTWEAR	PAIR	1353819	747558	10361489	5616027	1824606	962047	9555395	5070991
18.PROFESSIONAL,SCIENTFIC & CONTROL	--		5476499		23837105		5184466		23513542
19.PHOTO EQPT, OPTICAL GOODS N.E.S.	--		595405		2712283		641505		3154733
20.PRINTED MATTERS	--		1665031		2913061		337875		1806057
21.ARTICLES N.E.S. OF PLASTICS	KG	2347373	1185798	10727128	5503711	1726986	981768	8659210	4711533
22.BABY CARRIAGES, TOYS GAMES ETC.	--		830524		3182116		745301		3009205
23.OFFICE STATIONERY SUPPLY N.E.S	--		337314		1587824		345101		1405924
24.JEWELLERY OFGOLD/SILVERSMITH WEAR	--		77729		599009		140247		638026
25.MUSICAL INSTRUMENTS AND PARTS	--		881222		3687337		1181869		4993224
26.ARTICLES & MFG. OF CAVING ETC.	--		108734		478985		2886280		3196734
27.GOLD.NON-MENETART NOT ORE/CONCEN	GM	24814	86129	164040	609286	56387	212268	296539	1161546
ALL OTHER ITEMS	--		35378677		167834734		41520843		161228708

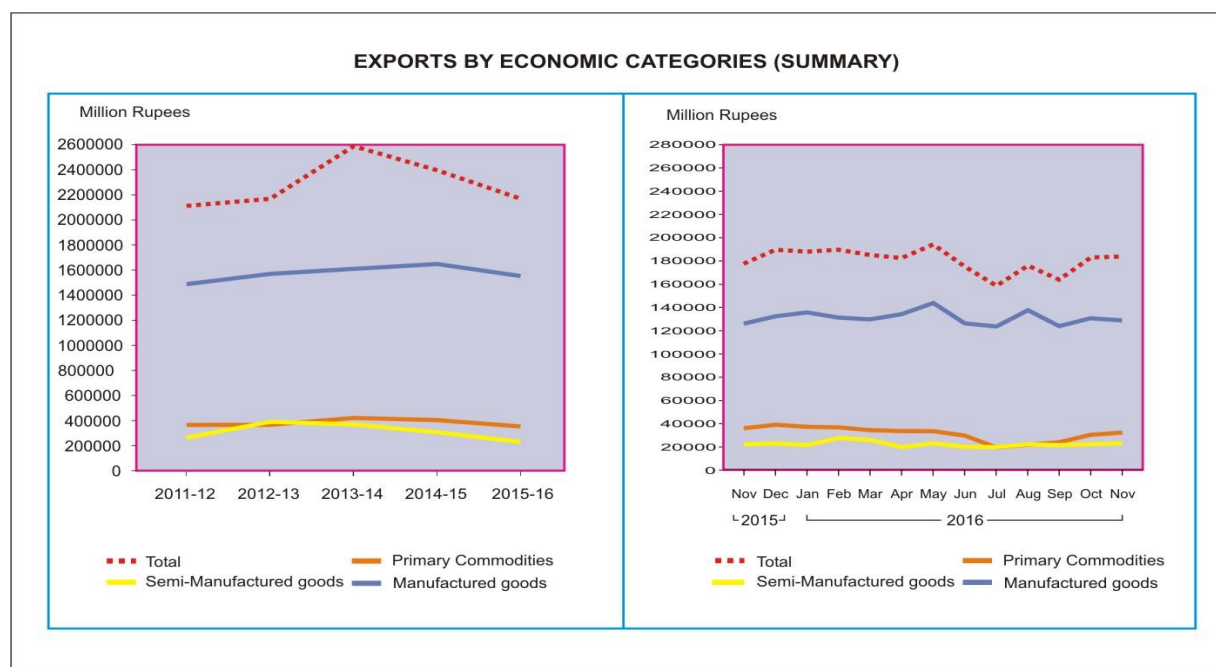
## 10.8 Exports by Economic Categories (Summary)

(Million Rupees)

Year/Month	Total	Primary Commodities	Semi-manufactured Goods	Manufactured Goods
2011-12	2,110,605.5	362,404.4	261,151.3	1,486,369.7
2012-13	2,366,477.8	364,127.0	391,151.3	1,611,199.5
2013-14	2,583,463.2	420,496.3	369,066.1	1,793,900.8
2014-15	2,397,513.0	402,750.3	352,073.7	1,642,689.0
2015-16	2,166,846.4	356,583.9	254,329.3	1,555,933.1
2015 Nov	174,781.5	32,329.8	19,378.3	123,073.4
Dec	186,486.4	36,279.7	20,291.3	129,915.5
2016 Jan	185,298.2	34,192.5	18,426.3	132,679.4
Feb	186,869.1	33,922.5	24,805.8	128,140.8
Mar	181,891.1	31,597.1	23,379.8	126,914.2
Apr	179,622.0	30,472.3	17,403.8	131,745.9
May	191,221.3	30,279.1	19,938.5	141,003.7
Jun	172,176.3	27,313.5	17,363.5	127,499.4
Jul	154,463.0	16,689.8	17,104.5	120,668.7
Aug	172,989.6	18,956.2	19,548.0	134,485.4
Sep	160,787.3	21,464.1	18,246.5	121,076.7
Oct	183,040.8	30,445.9	22,046.2	130,548.7
Nov *	183,930.6	32,063.6	23,362.8	128,504.2

Note: Total may not tally due to rounding of figures.

\* : Provisional



## 10.9 Export by Economic Categories (Details)

(In Thousand Rupees)

Commodities	Nov.,16	Cuml. From July, 2016	Nov.,15	Cuml. From July, 2015
<b>GRAND TOTAL</b>	<b>183,930,572</b>	<b>855,211,160</b>	<b>174,781,512</b>	<b>883,281,868</b>
<b>A. PRIMARY COMMODITIES:</b>	<b>32,063,602</b>	<b>119,619,428</b>	<b>32,329,787</b>	<b>132,527,387</b>
RAW COTTON (INCLUDING LINTER & WASTE)	600,895	4,236,843	287,386	7,762,557
RAW WOOL (INCLUDING ANIMAL HAIR)	42,703	220,758	63,107	337,155
FISH	4,218,497	16,046,997	3,284,042	13,340,611
RICE	17,352,140	58,320,982	21,479,584	71,551,804
HIDES & SKINS (INCLUDING FUR SKINS)	19,221	126,870	80,634	242,922
FRUITS & VEGETABLES	3,673,745	19,017,128	3,805,434	16,500,050
SPICES	876,539	3,171,614	718,005	2,831,191
TOBACCO UN-MANUFACTURED	62,647	304,511	81,927	326,787
OTHER PRIMARY COMMODITIES	5,217,215	18,173,725	2,529,670	19,634,310
<b>B. SEMI-MANUFACTURES:</b>	<b>23,362,791</b>	<b>100,308,009</b>	<b>19,378,280</b>	<b>112,722,182</b>
COTTON YARN	13,511,608	57,538,057	9,308,005	61,364,494
LEATHER	3,187,343	15,097,031	3,249,771	16,271,720
MOLASSES	85,351	171,425	685	238,945
OIL CAKES	43,333	303,967	153,989	467,605
AGAR, AGAR DUST & WOOD		304		2,336
HENNA LEAVES & POWDER	14,849	80,111	31,397	99,913
OTHER SEMI MANUFACTURES	6,520,306	27,117,113	6,634,433	34,277,169
<b>C. MANUFACTURED GOODS:</b>	<b>128,504,179</b>	<b>635,283,724</b>	<b>123,073,445</b>	<b>638,032,300</b>
COTTON THREAD	8,908	1,305,871	15,756	655,586
COTTON FABRICS WOVEN	17,392,632	93,685,903	17,084,964	95,136,583
TEXTILE FABRICS (OTHER THAN COTTON FABS)	1,882,103	8,798,127	2,646,472	13,284,226
WOOLLEN CARPETS	817,972	3,721,730	1,007,404	4,614,991
TAPESTRIES		412	12	12
MANUFACTURE OF LEATHER	5,557,324	27,427,813	5,105,786	27,064,077
FOOTWEAR	639,788	4,003,206	907,999	4,105,428
SPORTS GOODS (EXCLUDING INDOOR GAMES)	1,226,907	6,911,831	1,430,686	7,552,956
TOBACCO MANUFACTURED	30,734	134,906	18,569	60,292
MEDICAL INSTRUMENT N.E.S.	168,758	931,408	136,105	725,459
FRUIT & VEGETABLE PREPARATIONS	401,047	2,158,554	445,939	2,689,409
FISH PREPARATIONS	95,262	274,830	84,427	470,644
CEREAL PREPARATIONS	381,972	1,480,899	392,488	1,663,402
GUAR PRODUCTS	244,264	895,767	209,278	1,133,755
FLOUR & MEAL OF OIL SEEDS	1,251	4,920	16,683	29,379
FISH MEAL & MEAT MEAL	130,109	292,969	208,690	288,556
PETROLEUM PRODUCTS	893,827	4,073,430	479,295	2,608,597
CHEMICAL & CHEMICAL PREPARATIONS	7,062,442	35,451,908	5,509,393	36,073,935
MACHINERY & TRANSPORT EQUIPMENT	1,286,948	7,346,126	1,620,685	7,571,298
ARTICLES OF APPAREL AND CLOTHING				
ACCESSORIES (INCLUDING HOSIERY)	39,774,424	195,602,449	36,284,116	190,886,657
OTHER MANUFACTURED GOODS	50,507,508	240,780,667	49,468,700	241,417,057

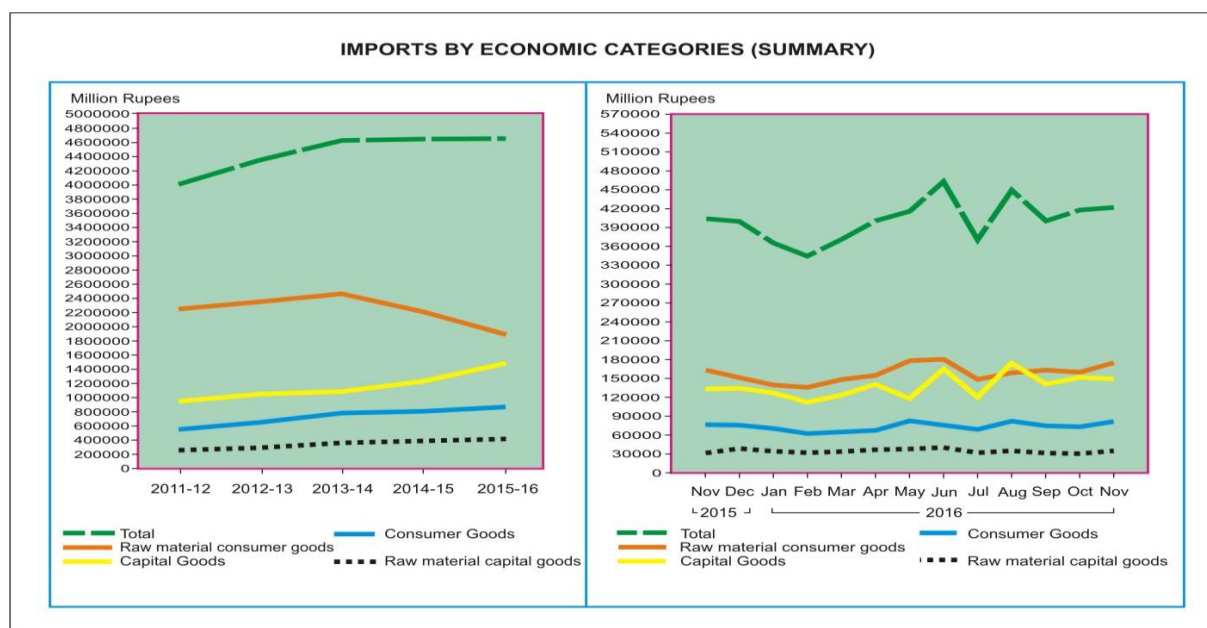
## 10.10 Imports by Economic Categories (Summary)

(Million rupees)

Year/Month	Total	Consumer goods	Raw material		Capital goods
			Consumer goods	Capital goods	
2011-12	4,009,093.0	552,018.1	2,251,624.0	261,940.8	943,510.1
2012-13	4,349,879.5	652,553.3	2,353,818.1	293,733.6	1,049,774.5
2013-14	4,630,520.8	780,192.2	2,462,189.2	306,810.4	1,081,329.0
2014-15	4,644,151.6	807,979.7	2,214,663.6	388,166.9	1,233,341.4
2015-16	4,658,748.9	870,976.8	1,887,884.5	417,209.9	1,482,677.7
<b>2015 Nov</b>	<b>404,666.5</b>	<b>76,749.4</b>	<b>163,610.4</b>	<b>31,719.8</b>	<b>132,586.9</b>
<b>Dec</b>	<b>399,510.7</b>	<b>76,136.3</b>	<b>150,985.3</b>	<b>38,200.7</b>	<b>134,188.5</b>
<b>2016 Jan</b>	<b>362,229.4</b>	<b>70,576.0</b>	<b>131,228.1</b>	<b>33,927.1</b>	<b>126,498.3</b>
<b>Feb</b>	<b>343,205.7</b>	<b>61,084.2</b>	<b>136,562.4</b>	<b>31,937.7</b>	<b>113,621.4</b>
<b>Mar</b>	<b>371,192.6</b>	<b>65,124.5</b>	<b>147,998.9</b>	<b>34,389.9</b>	<b>123,679.3</b>
<b>Apr</b>	<b>399,929.3</b>	<b>67,599.5</b>	<b>154,855.9</b>	<b>36,239.8</b>	<b>141,234.1</b>
<b>May</b>	<b>416,800.7</b>	<b>82,889.2</b>	<b>177,799.3</b>	<b>38,238.9</b>	<b>117,873.3</b>
<b>Jun</b>	<b>464,126.8</b>	<b>78,232.0</b>	<b>180,139.6</b>	<b>40,743.0</b>	<b>165,012.2</b>
<b>Jul</b>	<b>370,368.8</b>	<b>68,880.4</b>	<b>148,423.1</b>	<b>32,410.0</b>	<b>120,655.3</b>
<b>Aug</b>	<b>450,160.7</b>	<b>82,295.1</b>	<b>158,940.6</b>	<b>34,815.0</b>	<b>174,110.0</b>
<b>Sep</b>	<b>400,544.8</b>	<b>73,865.6</b>	<b>162,427.1</b>	<b>31,214.8</b>	<b>133,037.3</b>
<b>Oct</b>	<b>417,105.7</b>	<b>72,965.4</b>	<b>159,190.0</b>	<b>29,997.7</b>	<b>154,952.6</b>
<b>Nov *</b>	<b>440,287.5</b>	<b>81,152.8</b>	<b>174,464.8</b>	<b>35,488.4</b>	<b>149,181.5</b>

Note: Total may not tally due to rounding of figures.

\* : Provisional





## 10.11 Imports by Economic Categories (Detail)

(In Thousand Rupees)

Items	Nov., 2016	From July, 2016	Nov., 2015	From July, 2015
<b>GRAND TOTAL</b>	<b>440287501</b>	<b>2078467465</b>	<b>404666505***</b>	<b>1901753511</b>
<b>1. CONSUMER GOODS TOTAL</b>	<b>81152762</b>	<b>379159155</b>	<b>76749383*</b>	<b>369335223</b>
010121 HORSES		4463	863	863
010190 OTHER LIVE ANIMALS		350		36
010221 PURE,BRED BREED BOVINE ANIMAL	86414	86414		
010511 FOWLS OF SPECIES WT UPTO 185G	3501	627718	15677	316395
010594 OTH FOWLS OF THE SPE (CHICKEN)	438	438	209	209
010599 OTH LIVE POULTRY				267746
020120 OTH CUT WITH BONE BOVIN ANIMAL	552	552		
020130 MEAT OF BOV ANIM F/CH BON LESS	445	757	36	251
020220 OTH CUTS WITH BONE IN,BOV FROZ		2186	2419	8885
020230 MEAT BOV ANIMAL FROZE BONELESS	10054	131284	18025	64426
020422 O,CUTS OF SHEEP,FR/CHI BONE IN	252	252		
020423 OTH BONELESS MEAT OF SHEEP F/C	28	28		
020430 CARCASSES OF LAMB,FROZEN	43	431		
020610 EDIBLE OFFAL OF BOV ANIMAL F/C	17848	62159	12671	108647
020622 LIVERS OF BOV ANIMALS FROZEN	29554	111396	4584	15844
020629 O, EDIBLE OFFAL BOV ANI FROZEN	1805	4776	1502	1502
020711 MEAT OF FOWLS OF SPE GOLL F/CH				885
020712 MEAT OF FOWL OF SPE GALLU FROZ		53		
020713 CUTS&OFFAL OF FOWL FR/CHILL	5	5		4482
020714 CUTS & OFFAL OF FOWLS FROZEN	1710	2684		
020755 OTH GEESE MEAT FROZEN	203	229		
021099 OTH EDI FLOUR/MEAL OF MEAT/OFL	4021	22606	2117	3605
030111 ORNAMENTAL FISH	4498	17661	3425	15493
030119 OTHER ORNAMENTAL FISH	2	83		168
030192 EELS. LIVE(ANGUILLA SPP)	112	247		
030199 OTHER LIVE FISH	250	979	239	831
030219 OTH SALMO FISH,EXCL LIVER F/CH	18	134		66
030229 O.FLAT FISH,EX.LIVER&ROES.F/CH	110	403	87	286
030242 ANCHOVIES EX.LIVER/ROES FR/CHL				630
030259 O.FISH BREG FAMILIES E.LIV F/C				359
030319 O.SALMONIDAE FROZ,EX.LIVER&ROE	39	125		
030329 O.TILAPIAS.EX.LIVERS&ROES FROZ	8	60		
030339 OTH FLAT FISH,EXCL LIVERS FROZ	21340	71781	166819	487264
030363 COD FISH EXCL LVR/ROES FROZEN	197	318	44	44
030439 OTH FISH FILLET/MEAT FRESH/CHI			157	157
030441 FRESH/CHILLED FILLETS OTH FISH	748	2065	144	144
030442 FRE/CHILL FILLET OF TROUT FISH	19	19		
030449 FRESH/CHI FILLET OF OTHER FISH	642	642		
030451 OTH FILLETS OF TILAPIAS.FRE/CH	132205	295268		
030459 OTH FILLETS OF OTH FISH.FR/CHI				867
030461 FROZEN FILLET/MEAT OF TILAPIAS		10		
030462 FROZE FILLET/MEAT.CATFISH FISH	127611	280352		
030487 FROZEN FILLETS/MEAT OF TUNAS	6	122	62	182
030499 OT FISH FILET/MEAT FRE/CH/FROZ	165	1185	571	5797
030510 FLOUR, MEALS & PELLETS OF FISH	4	19		1
030520 LIVERS&ROES,DRIED,SMOKED,SALT	65	65		
030611 ROCK LOBSTER&SEA CRAWFISH FROZ	96	141	29	118
030614 CRABS FROZEN FIT FOR HUMAN CON	16	57		
030616 COLD WATER SHRIMPS&PRAWNS FROZ				1229
030617 OTHER SHRIMPS & PRAWNS FROZEN				62
030626 COLD WATER SHRIMP&PRAWN.N-FROZ		5		
030627 OTHER SHRIMPS&PRAWNS.NOT-FROZ				12
030711 OYSTERS LIVE RESH OR CHILLED	76	76		
030729 OTH,SCALLOPS,CHLAMYS,FROZ,DRY	62	170		

Contd.

## 10.11 Imports by Economic Categories (Detail)

(In Thousand Rupees)

Items	Nov., 2016	From July, 2016	Nov., 2015	From July, 2015
030731 MUSSELS LIVE,FRESH/CHILLED	61	61		
030741 CUTTLE FISH & SQUID,LIVE,FRESH	87	87		
030890 OTHER AQUATIC INVERTEBRATES		551		
040110 MILK&CREAM OF A FAT UPTO 1%	614	5282	13613	126052
040120 MILK & CREAM OF A FAT 1% TO 6%	88	3164	217	2076
040140 MILK & CREAM.FAT-6% TO 10%		2		20
040150 MILK & CREAM.FAT-EXCEEDING-10%	1015	2872		1840
040210 MILK&CREAM IN POWDER FAT 1.5%	1089701	4921124	1155266	5399588
040221 MILK&CREAM IN POWDER>1.5% FAT		158141	10575	70153
040229 OTH,MILK&CREAM IN POWDER>1.5%	1215	3206	7663	122510
040291 OTH MILK/CREAM NOT SOLID/SWEET		23493	829	11684
040299 OTH MILK/CREAM SOLID,SWEETEND	10371	59968	24257	79744
040310 YOGURT	71	3351	823	6420
040390 BUTTER MILK,CURDLED MILK/CREAM	121	1681	20	4001
040410 WHEY AND MODIFIED WHEY CON SUG	322786	1040569	90505	487859
040490 OTH PRODUCT CONSIST NATUR MILK	34488	140885	31968	186986
040510 BUTTER	24318	110274	4206	15241
040520 DAIRY SPREADS	11	11		
040590 OTH FATS&OIL DERIVED FR MILK	3568	154702	366	492
040610 FRESH CHEESE INCL WHEY,CURD	12549	104580	36742	171843
040620 GRATED OR POWDER CHEESE	26488	166173	956	1788
040630 PROCESSED CHEESE NOT GRATED	50165	164155	30872	133798
040690 OTHER CHEESE	7	1597		1179
040711 FERTILIZED EGGS FOR INCUBATION				2346
040719 FERTILIZED EGGS OF OTHER BIRDS	2448	3134	186	31798
040721 O.FRESH EGGS OF CHICKEN(FOWLS)	429	1154		
040729 OTH FRESH EGGS OF OTHER BIRDS				111
040811 EGG YOLKS,DRIED		462		2145
040819 EGG YOLKS,OTHER THAN DRIED		53		
040891 OTH BIRDS,EGG,NOT IN SHELL DRY		71946		21344
040899 OTH BIRDS,EGG OTH THAN DRY		6		
040900 NATURAL HONEY	19453	71669	17603	55199
041000 EDIBLE PRODUCT OF ANIMAL ORIGN	550	1729		
070110 POTATO SEEDS	339756	349315	99101	131278
070190 POTATOES,FRESH OR CHILLED	914	5460	64489	70579
070200 TOMATOES,FRESH OR CHILLED	3140236	11251281	900792	6015640
070310 ONIONS AND SHALLOTS	286305	837074	289921	2055101
070320 GARLIC	995966	6076205	727283	3459545
070390 LEEK,OTH ALLIACEOUS VEGETABLES		788	845	1809
070410 CAULIFLOWERS & HEADED BROCCOLI	33	459	94	573
070490 OTH;EDIBLE BRASSICAS,FRESH/CHI		11		15
070511 CABBAGE LETTUCE(H-LETUC)SALAD	1663	5459	331	1283
070519 OTHER; LETTUCE	434	3103	358	3823
070610 CARROTS AND TURNIPS	104	186474	435	1248
070690 OTH SALAD.BEETROOT,RADISH ETC	329	1710	495	1290
070700 CUCUMBERS&GHERKINS,FRESH/CHL	12738	228011	6888	46133
070810 PEAS FRESH OR CHILLED	19	169	2436	4878
070820 BEANS (SAME),FRESH OR CHILLED	9	37	178	423
070920 ASPARAGUS,FRESH OR CHILLED	78	507	106	310
070930 AUBERGINES FRESH OR CHILLED	5	33		125
070940 CELERY OTH THAN CELERIAC,F/CHL	64	177		
070951 MUSHROOMS,FRESH OR CHILLED	329	1763	339	1403
070959 OTH MUSHROOMS&TRUFFL FRESH/CH	109	229	65	224
070960 FRUIT OF GENUS CAPSICUM F/CHLL	642	2915	849	2801
070970 SPINACH NEWZEALAND SPINACH FRE		16	34	102
070992 OTHER OLIVES FRESH OR CHILLED			100	100
070999 OTH VEGETABLES FRESH/CHILLED	342	1318	292	1125

Contd.

## 10.11 Imports by Economic Categories (Detail)

(In Thousand Rupees)

Items	Nov., 2016	From July, 2016	Nov., 2015	From July, 2015
071010 POTATO, FROZEN.		2711	45	45
071021 PEAS(PISUM SATIVUM),FROZEN	4355	9977		739
071022 BEANS FROZEN	136	621		550
071029 OTH LEGUMINOUS VEGETABLES FROZ	118	118		
071030 SPINACH,NEWZEALAND SPINACH FROZ		132		574
071040 SWEET CORN, FROZEN	1075	12893		1792
071080 OTHER VEGETABLES,FROZEN	25	1277	140	3632
071090 MIXTURE OF VEGETABLES,FROZEN	4990	8757	2138	3965
071120 OLIVES PROVISIONALLY PRESERVED		20		1
071140 CUCUMBERS & GHERKINS PRESERVED	11	339		
071151 MUSHROOMS OF GENUS AGARICUS				57
071159 OTH MUSHROOMS & TRUFFLES		4	32	158
071190 OTH VEGETABLES, PRESERVED		202		
071220 ONION; WHOLE DRIED,CUT	4553	66038	5716	30836
071231 MUSHROOM GENUS AGARICUS DRIED	486	1102	480	1685
071239 OTH TRUFFLE DRYCUT WHOLE SLIC	2481	57791	5206	15900
071290 OTH VEGETABLE MIXTURE DRIED	21674	123663	21740	95254
071310 PEAS DRIED SHELLED	995848	13670453	2409924	14702201
071320 CHICK PEAS DRIED SHELLED	2381696	5893365	327452	1109234
071331 BEANS OF SPECIES VIGNA MUNGO	7	28606	21557	93792
071332 SMALL RED (ADZUKI) BEANS	305	305	5195	5284
071333 KIDNEY BEANS,INCL WHITE BEANS	516474	2333818	474227	2542561
071339 OTHER BEANS	63024	418483	54537	107542
071340 LENTILES	1269794	3909002	415402	2205732
071350 BROAD BEANS & HORSE BEAN	6156	27032	2650	7778
071390 OTH DRIED LEGUMINOUS VEGETABLE	552508	3911118	301752	1846276
071430 YAMS FRESH,CHILLED,FROZEN/DRIE		5		
071490 OTHER ROOTS AND TUBERS	1715	5620		
080111 DESICCATED, COCONUTS	86273	373658	145643	677526
080119 OTHER COCONUTS	33892	234860	19040	129035
080121 BRAZIL NUT IN SHELL		704		
080122 BRAZIL NUT SHELLED		1		
080131 CASHEW NUT IN SHELL		136		
080132 CASHEW NUT SHELLED	86399	259610	87845	219862
080211 ALMOND IN SHELL	83898	282884	29567	154503
080212 ALMOND,SHELLED (GIRI).	128286	815771	175760	993639
080221 HAZEL NUTS,IN SHELL	44	62	92	97
080231 WALNUTS IN SHELL(AKHROTE)	7835	42657	1216	4834
080232 WAL NUTS SHELLED(AKHROTE)	66	2016	353	1541
080241 CHESTNUTS IN SHELL		135		
080242 CHESTNUTS SHELLED	5	5		762
080251 PISTACHIO IN SHELL	87438	250931	114993	229272
080252 PISTACHIO SHELLED	8719	26379	1659	11626
080280 ARECA(BETAL NUTS)	932721	4946685	696313	3529665
080290 OTHER EDIBLE NUTS	923	4497	620	5334
080310 PLANTAINS,FRESH OR DRIED		2085		275
080390 OTHER BANANS FRESH OR DRIED		146		142
080410 DATES	90920	241132	73505	127738
080420 FIGS	8513	20480	3083	9573
080430 PINEAPPLES	833	1474	227	916
080440 AVOCADOS	275	819	24	24
080450 GUAVAS,MANGOES,MANGOSTEN F/DRY	252	1120	39	1791
080510 ORANGES	308	7505	343	6995
080520 MANDARINS,CLEMENTIN ETC FR/DRY	859	1262	1001	1001
080540 GRAPEFRUIT,INCLUDING POMELOS	112	1094		901
080550 LEMONS AND LIMES	281	514		331
080590 OTH CITRUS FRUITS FRESH/DRIED.	5	150		466

Contd.

## 10.11 Imports by Economic Categories (Detail)

(In Thousand Rupees)

Items	Nov., 2016	From July, 2016	Nov., 2015	From July, 2015
080610 GRAPES, FRESH	900118	7287008	1857169	8905989
080620 GRAPES, DRIED	62407	202617	4988	98426
080711 WATERMELONS	27348	269169	5993	348569
080719 OTHER MELONS	901	321000	83	346612
080720 PAPAWS;(PAPAYAS/PAPITA)	17	286		
080810 APPLE, FRESH	334838	796036	336904	604228
080830 PEARS FRESH	5788	31526	3108	18972
080910 APRICORTS;FRESH(KHUBANI)	2459	56409		692927
080940 PLUMS AND SLOES	229	1279	394	4467
081020 RASBERRY,BLACKBERRY,ETC FRESH		21		
081050 KIWIFRUIT, FRESH	1409	5433	46	260
081090 OTHER FRESH FRUITS	631373	1587351	435187	1137551
081110 STRAWBERRIES,FROZEN			360	1233
081120 RASBERRY,BL.BERRY MULBERRY FRZ	6608	7341	1146	1621
081190 OTHER FRUITS AND NUTS,FROZEN	2405	4142	933	3453
081210 CHERRIES PROVISIONLY PRESERV			798	1569
081290 OTH FRUIT/NUTS PRESERVED PROVI	1205	1205	813	4105
081310 APRICOTS DRIED	16438	53827	5250	20974
081320 PRUNES DRIED	19107	40111	15830	31333
081330 APPLES DRIED	1140	6678		1046
081340 OTHER DRIED FRUITS	91344	272959	128300	375706
081350 MIXTURE OF NUTS,DRIED FRUITS	4205	6811	853	2064
090111 COFFEE NOT ROAST,NOT DECAFEINE		2	81	277
090121 COFFEE,ROAST,NOT DECAFFEINATED	2732	11276	4318	7100
090190 OTH COFFEE HUSKS/SKIN/COFE SUB	15500	28468	4993	28483
090210 GREEN TEA PACK < 3 KG	138	434	5089	17416
090220 OTHER GREEN TEA(NOT FERMENTED)	120646	419395	94917	399263
090230 BLACK TEA & PARTLY FERMENT TEA	980	3398	2931	7708
090240 OTH BLACK TEA,OTH PARTLY F.TEA	3648964	21381538	5091532	22984050
090300 MATE		9		10
090411 PEPPER,NEITHER CRUSH NOR GROND	351290	1438070	225788	1075237
090412 PEPPER CRUSHED OR GROUND	104	2458		
090421 FRUIT OF GENUS CAPSICUM DRIED	13	11272	5	71562
090422 FRUIT OF GENUS CRUCHED/GROUND	425	18759	6755	12973
090611 CINNAMON NOT CRUSHED OR GROUND	5993	15937	999	10042
090619 OTHER CINNAMON	99616	298467	11066	178302
090620 CINNAMON & TREE FLOWER,CRUSHED	2	23		81
090710 CLOVES NEITHER CRUSHED/GROUND	77248	253452	21917	118400
090811 NUTMEG NEITHER CRUSHED/GROUND	6534	35829	6858	42183
090812 NUTMEG CRUSHED & GROUND		123	97	97
090821 MACE NEITHER CRUSHED/GROUND	6257	16939	15928	45253
090831 CARDAMOMS NITHER CRUSHED/GRO	91993	641284	132136	494402
090832 CARDAMOMS CRUSHED & GROUND	361	738		1128
090921 SEEDS-CORIANDER NITHER CRU/GRO	20390	169183	49288	302119
090922 SEEDS-CORIANDER CRUSHED/GROUND		98	60	60
090931 SEEDS OF CUMIN (WHITE ZEERA)	29468	235530	64640	212271
090932 SEEDS CUMIN.CRUSH/GRO(W.ZEERA)	8	8		249
090961 CARAWAY,ANISE,FENL.,JUNI.N-CR/G	2130	31760	13574	41193
090962 CARAWAY,ANISE,FENEL.,JUNI.CR/GR	2	2	2	1688
091011 GINGER NEITHE CRUSHED/GROUND	436442	2260728	772098	3228610
091012 GINGER. CRUSHED OR GROUND			365	2504
091020 SAFFRON, (ZAFRAN)		109		50
091030 TURMERIC (CURCUMA)	1921	5451		5832
091091 MIXTU OF PROD H-09.04 TO 09.10	7069	50703		46151
091099 OTHER SPICES	4676	16930	897	7035
100111 DURUM WHEAT SEED	7	493		
100290 OTHER RYE		1019		

Contd.

## 10.11 Imports by Economic Categories (Detail)

(In Thousand Rupees)

Items	Nov., 2016	From July, 2016	Nov., 2015	From July, 2015
100390 OTHER BARLEY	20855	611062	47820	188582
100490 OTHER OATS	65128	251597	85532	697974
100510 SEED, MAIZE	677759	934186	917349	1193611
100590 OTHER MAIZE (CORN)	2001	26157	36342	96293
100610 RICE IN HUSK (PADDY OR ROUGH)	1177	21733	3915	22326
100620 HUSKED (BROWN) RICE	3	3		
100630 SEMI/WHOLLY MILLED RICE/POLIS	22223	48280	11383	22718
100640 BROKEN RICE			20130	27099
100790 OTHER GRAIN SORGHUM(JAWAR)		204936	1330	16094
100821 MILLET (BAJRA)		1266	833	48698
100829 OTHER MILLET (BAJRA)	24122	170392	31088	304641
100830 CANARY SEED	7603	8952		7693
100850 QUINOA	19	147		
100890 OTHER CEREALS	2	21	26	26
110100 WHEAT OR MESLIN FLOUR	352	436	689	7394
110220 MAIZE (CORN) FLOUR	3072	3831	32	1962
110290 OTHER CEREAL FLOUR	234	946	43	63
110311 GROATS AND MEAL OF WHEAT	91	91		
110313 GROATS&MEAL OF MAIZE (CORN)	3735	10181	2663	10584
110319 GROATS AND MEAL OF OTH CEREAL	226	494	249	371
110320 PELLETS OF OTHER CEREALS			8	8
110412 ROLLED OR FLAKED, OATS.	443	443	18	874
110422 OTHER WORKED GRAIN OF OATS	4152	17847	3768	15708
110423 OTH WORK GRAIN OF MAIZE (CORN)		870	2936	4974
110429 OTH WORK GRAIN OF OTH CEREALS		10	134	349
110430 GERM OF CEREALS,WHOLE,ROL,FLAK		54		
110510 FLOUR,MEAL&POWDER OF POTATOES	47215	212156	42050	156219
110520 FLAKE,GRANULE/PELLETS POTATOES	7430	9917		2115
110610 FLOUR,MEAL,POWDER,DRY LEGU VEG			25	25
110620 FLOUR,MEAL POWDER OF SAGO/ROOT	181	253	23	23
110630 FLOUR,MEAL POWDER PRD CHAPT-8		1441		1359
110710 MALT NOT ROASTED		984	1083	1083
121020 HOP CONES,GROUND POWDER PELLET		3230		1464
121120 GINSENG ROOTS	152	184		632
121229 OTHER SEAWEDS& OTHER ALGAE	3742	7065		1853
121291 SUGAR BEET		24		
121299 OTHER FRUIT STONE&KERNELS/VEG	37	656	284	284
121300 CEREAL STRAW & HUSKS,IN PELLET		1259	25265	213840
130120 GUM ARABIC	3549	56318	341	41750
160210 HOMOGENISED PREP MEAT/EDB MEAT		15		
160231 OTH PREP/PRESV MEAT OF TURKEY		200	1195	1195
160232 OTH PREP/PRESV MEAT OF FOWLS	77490	361501	47028	224396
160239 OTH PREP/PRESV,MEAT OTH POLTRY	3988	28398	13497	35604
160250 OTH PREP/PRES MEAT BOVIN ANIML	171	1877	368	13110
160300 EXTRACT/JUICE OF MEAT,FISH ETC			80	897
160411 SALMON,FISH,WHOLE/PIE NOT MICE	45	106	19	86
160412 HERRING,WHOLE/FIECE NOT MINCED				5
160413 SARDINE,BRISL/SPRAT W/P N-MINC	22	105	40	116
160414 TUNAS,SKIPJACK,BONITO,WHOLE/PC	1209	1932	107	546
160419 OTH FISH,WHOLE/PIECE NOT MINCE	13662	24443	6256	12523
160420 OTH FISH PREPARED PRESERVED	2461	7438	2838	4901
160432 CAVIAR SUBSTITUTES	36	128		
160510 CRAB,PREPARED OR PRESERVED.	56	224	93	103
160529 OTH SHRIMPS&PRAWN PREPARED/PRE		17		130
160540 OTH CRUSTACEANS,PREP/PRESERVED				150
170112 BEET SUGAR RAW NOT CONT FLAVOR	114	155		1257
170114 OTH CANE SUGAR RAW.N-CON FL/CO				21

Contd.

## 10.11 Imports by Economic Categories (Detail)

(In Thousand Rupees)

Items	Nov., 2016	From July, 2016	Nov., 2015	From July, 2015
170191 O.CANE/BEET SUGAR CON.FLAV/COL	85	1913	176	3163
170199 OTH CANE/BEET SUGAR PURE SUC	87331	231531	40384	376375
170211 LACTOSE & LACTOSE SYRUP WT 99%	50903	461653	50542	315846
170219 OTH,LACTOSE AND LACTOSE SYRUP	103	178		7
170230 GLUS SYP,DRY STAT FRVCT <20%	34884	247903	41851	286947
170240 GLUCOSE/GLUCOSE SYRUP<20% FRUC		1559		3
170250 CHEMICALLY PURE FRUCTOSE	610	2029		242
170260 OTH FRUCTOS SYP,50% WT OF FRAC		5679		
170290 OTH SUGAR INCL INVERT SUGAR	46392	299265	45454	313216
170390 OTH MOLASSES,FROM REFINING SUG		13		
170410 CHEWING GUM,WH/NOT SUGA COATED	37815	135989	9388	45854
170490 OTH SUGAR CONFECT NOT CON COCA	90041	363216	104765	388490
180310 COCOA PASTE,NOT DEFATTED(LICOR	10470	119940	34590	99135
180320 COCA WHOLLY OR PARTLY DEFATTED		508		
180400 COCOA,BUTTER,FAT AND OIL	90861	402759	108851	395861
180500 COCOA POWDER,NOT CON ADDED SUG	184350	584442	132481	490231
180610 COCOA POWDER,CON ADDED SUGAR	4289	7473	64	4663
180620 OTH PREPA WT2KG,PAS,BLOCK SLAB	26552	339401	22686	257852
180631 OTH FOOD PREP COCOA BARS FILD	21343	88887	77504	183934
180632 OTH FOOD PREP COC BAR NOT FILD	1381	1954		3068
180690 OTH,FOOD PREP CONT COCOA LIQUD	48588	129622	37786	113276
190110 FOOD PREP FOR INFANT USE	904759	4373402	679859	3386477
190120 MIXES&DOUGHS FOR PREP BAKER	10622	44681	2339	40052
190190 OTH FOOD PREP OF FLOUR,MEAL	334296	1289446	400486	1320980
190211 UNCOOK PASTA,NUT STUFD CON EGG	142	433	44	145
190219 OTHER,UNCOOKED PASTA.	2231	18256	8533	22764
190220 STUFFED PASTA,WHETH/NOT COOKED		12	4	990
190230 OTHER PASTA	3641	15341	2701	15602
190240 COUSCOUS WHETER OR NOT PREPARE	41	89		108
190300 TAPIOCA&SUBSTI PRE FRM STARCH	5649	22826	5536	19326
190410 PREP FOOD,SWLL/ROAS OF CEREALS	43426	160927	26771	134024
190420 PREP FOOD UNROAST CEREAL FLAKE	40	169	3148	6472
190430 BULGUR WHEAT				7
190490 OTH PREP FOOD OBTAIN BY CEREAL	22416	58798	10295	80145
190510 CRISPBREAD AND BUNS		338		10
190531 SWEET BISCUITS	7983	39363	20319	59089
190532 WAFFELS AND WAFERS	25073	102436	28071	64827
190540 RUSK,TOASTED BREAD & PRODUCTS	5892	19361	4690	17439
190590 OTHER BACKERY PRODUCTS	32950	151373	20655	142131
200110 CUCUMBER,GHERKINS PREP/PRESERV	462	1215	140	205
200190 OTH VEG FRUIT,NUT,PRES VIN/ACE	2436	12832	3390	7840
200210 TOMATOES,WHOLE/PIECE,PREP/PRSV	356	548	40	204
200290 OTH,TOMATO/PRE/PRS O/TH VINGER	13698	155767	10211	158437
200310 MUSHROOM,PREP/PRSV O/TH VINHER	6033	39857	376	23504
200390 OTH MUSHROOM&TRUFFLE PREPARED	7	819	226	494
200410 POTATO,PREP/PRSV,O/TH VINGERS	116404	420489	74627	299188
200490 OTH VEG MIX/VEG PREP O/TH VING	3314	8893	2334	5279
200510 HOMOGENIZED VEGETABLES		710		1044
200520 POTATO PREP O/TH VING NOT FROZ	1463	7109	2518	12355
200540 PEAS PREP O/TH VINGER NOT FROZ	336	4910	38	1616
200551 BEAN SHELD PREP O/TH VING N/FZ	106	2385	396	844
200559 OTH BEAN PREP O/TH VING NOT FZ	556	2448	80	3884
200560 ASPARAGUS,PREP O/TH VING N-FZ	10	10	34	394
200570 OLIVES PREP O/TH VING NOT FROZ	11502	61890	18733	50540
200580 SWEET CORN,PREP/PRESV NOT FROZ	7016	25782	6117	20100
200591 OTH VEGETABLES& MIXTURE OF VEG	135	192	81	674
200599 OTH VEGE PREPARED OR PRESERVED	4033	13067	2246	12763

Contd.

## 10.11 Imports by Economic Categories (Detail)

(In Thousand Rupees)

Items	Nov., 2016	From July, 2016	Nov., 2015	From July, 2015
200600 VEG,FRUIT,NUTS,PEEL PRE BY SUG	381	1261	1041	4637
200710 HOMOGENISED PREPARATIONS		871	222	641
200791 OTH,CITRUS FRUIT COOKED PREP		54		
200799 OTH JAM,FRUIT,JELLY,MARMALADE	1511	19727	3330	15721
200811 GROUND NUTS,PREP/PRESERVED	351	22417	594	5765
200819 OTH NUTS/SEED INCL MIXTURES	9793	120828	2168	40532
200820 PINEAPPLES,PREPARED/PRESERVED	17413	131455	22915	138935
200830 CITRUS FRUIT,PREPARE/PRESERVED	5784	37338		27757
200840 PEARS,PREPARED OR PRESERVED	16	2136	870	932
200850 APRICOTS,PREPARED OR PRESERVED	2	63		141
200860 CHERRIES,PREPARED OR PRESERVED	1143	9389	2958	9658
200870 PEACHES,PREPARED OR PRESERVED	5450	25155		14271
200880 STRAWBERRIES,PREPARE/PRESERVED	932	7851	897	3220
200893 CRANBERRIES		135		
200897 MIXTURES OF FRUITS,NUTS&PLANTS	33207	195705	23340	142478
200899 OTH FRUITS,NUT/EDIBLE PLANTS	5532	50598	648	14975
200911 ORANGE JUICE,FROZEN		21747		10648
200912 ORANGE JUICE,NOT FROZEN				310
200919 OTHER ORANG JUICE	5901	129120	15609	86673
200929 OTHER GRAPE FRUIT,JUICE	13	1231	169	192
200939 OTH JUICE OF ANY CITRUS FRUIT	97	547		7402
200941 PINEAPPLE JUICE ,BRIX VAL=20				502
200949 OTHER PINEAPPLE JUICE	21733	117718	382	48429
200950 TOMATO JUICE		33		
200961 GRAPE JUICE INCL GRAPE MUST		2309		
200969 OTHER GRAPE JUICE	19	140842	29132	107619
200979 OTHER APPLE JUICE	5138	52461	5	19971
200989 OTHER JUICE OF FRUIT/VEGETABLE	13550	66791	23119	122483
200990 MIXTURES OF JUICES	6514	28232	9038	24397
210111 EXTRACT,ESSENCE/CONC COFEE/PRE	37324	183491	43932	184325
210112 PREP WITH A BASIS OF EXTRA/COF		88	347	6337
210120 EXTACT,ESSENCE ETC OF TEA MATE	2887	21115	6216	13287
210130 ROASTED CHICORY/OTH COFEE/SUB			16	16
210210 ACTIVE YEASTS	38779	239809	76081	244261
210220 INACTIVE YEASTS,OTH SINGL CELL		2149	2200	7934
210230 PREPARED BAKING POWDERS	5	18008	64	7052
210310 SOYA SAUCE	15516	85696	14594	75161
210320 TOMATO KETCHUP/OTH TOMATOSAUCE	15279	57285	21989	66999
210330 MUSTARD FLOUR/MEAL/PREP MUSTAR	4871	15638	225	4041
210390 OTH SAUCES PREP/MIX SEASONING	46034	193262	31192	115504
210410 SOUPS/BROTHS & PREP THEREOF	153	2241	947	1157
210420 HOMOGENISE COMPOSITE FOOD PREP	16	322	15	234
210500 ICE CREAM,OTH EDIBLE ICE	3790	16749	81	10018
210610 PROTEIN CONCENTRATE/TEXT PROTIN	145	11914	3809	16803
210690 OTH FLAVOURING POWDER/CONCT	412537	2165773	520302	2042976
220110 MINERAL WATERS/AERATED WATERS	1228	12482	434	6267
220190 OTH,NATURAL/ARTIFICIAL WATERS	508	3337	1393	4957
220210 WATER,MINERAL/AERATED WATER	23105	209761	30273	179950
220290 OTH WATER/OTH NON ALCOLIC BEVG	12455	84595	9142	67474
220300 BEER MADE FROM MALT	502	3371	222	2779
220410 SPARKLING WINE	110	1702	2894	5787
220421 OTH WINE OF FRESH GRAPES<2LT			565	565
220429 OTH WINE OF FRESH GRAPES>2LT	506	832	1080	1225
220510 VERMOUTH/OTH WINE F/GRAPE<2LTR	114	501		
220600 OTH FERMENTED BEVERAGES/MXTURE	570	570		
220820 SPIRIT OBT BY DISTIL GRAPEWINE		5		
220830 WHISKIES	49	1122	85	3133

Contd.

## 10.11 Imports by Economic Categories (Detail)

(In Thousand Rupees)

Items	Nov., 2016	From July, 2016	Nov., 2015	From July, 2015
220840 RUM&OTH SPIRITS DISTILL SUGAR		21		
220850 GIN AND GENEVA			78	109
220860 VODKA	447	871	7	154
220870 LIQUEURS AND CORDIALS	319	1007		17
220890 OTH SPIRIT/SPIRITOUS BEVERAGES	38	223	291	341
220900 VINEGAR&SUBSTITUTE,ACTIC ACID	3316	10760	2200	7270
230110 FLOURS,MEALS,PELLETS,OF MEAT	432	77115	538	538
230120 FLOURS,MEALS,PELLETS,OF FISH		22	5381	79777
230210 BRAN SHARP & RESIDUES OF MAIZE	4	4		
230230 BRAN SHARP & RESIDUES OF WHEAT	519	2980		468
230250 BRAN SHARP RESIDUE LEGUM PLANT	22671	131530	1571	6969
230310 RESID.STARCH MANUF&SIM RESIDUE	25203	41783	1381	1381
230330 BREWING/DISTILLING DREGS/WASTE	2984	87341	11556	41954
230400 OIL-CAKE/OTH S/RESID SOYABEAN	1175235	4146002	1710380	22065787
230610 OIL-CAKE/OTH RES.COTTON SEED		120		
230630 OIL CAKE/OTH SUNFLOWER SEEDS	408554	412455		
230650 OIL CAKE/OTH RESIDUES,COCONUT				16
230660 OIL CAKE/OTH RESIDUE,PALM NUTS	229913	1278952	48742	781973
230690 OIL CAKE/OTH SOLID RESIDUE,VEG		212669		1289
230800 VEG MATL & VEG WASTE,VEG RESID	15704	93548		
230910 DOG/CAT FOOD,PUTUP RETAILSAL	14629	71283	13809	52699
230990 OTH,PREP USED IN ANIMAL FOOD	382232	1978996	508610	2197200
240110 TOBACCO,NOT STEMMED/STRIPPED	1	45		58
240210 CIGAR,CHEROOTS CONTAIN TOBACCO	389	824	314	721
240220 CIGARETTES CONTAINING TOBACCO	7578	60608		115017
240290 CIGAR,CHEROOTS/TOBACCO SUBST	1	35	64	83
240319 OTHER SMOKING TOBACCO	5112	5131		
240391 HOMOGENISE/RECONSTITUTE TOBACO		4118		
240399 OTH MANUFACTURED TOBACCO/EXTR	14368	138777	2145	9996
271012 LIGHT OILS AND PREPARATIONS	22089383	101866068	19132618	96731035
271019 KEROSENE,INCL KER.TY. JET FUEL	581917	2334060	651590	2503359
293500 SULPHONAMIDES	154052	755305	137847	851980
293621 VITAMIN A ITS DERIVATIVE UNMIX	33069	113424	22098	118359
293622 VITAMIN B1/ITS DERIV UNMIXED	26684	141811	24887	108456
293623 VITAMIN B2/ITS DERIV UNMIXED	31956	76401	15162	94104
293624 D-,DL-PANTOTHENIC ACID(VITB3B5	48166	116306	20507	115513
293625 VITAMIN B6/ITS DERIV UNMIXED	27869	164138	37985	160677
293626 VITAMIN B12/ITS DERIV UNMIXED	74177	252757	25396	207539
293627 VITAMIN C/ITS DERIVATIVE UNMIX	21919	129738	30694	171156
293628 VITAMIN D/ITS DERIVATIVE UNMIX	48332	202000	64229	261015
293629 OTH VITAMIN/ITS DERIV UNMIXED	79834	471811	58884	432922
293690 OTH INTER-MIXTURE PROVITAMINS	28890	89432	7205	126769
293712 INSULINE AND ITS SALTS	31387	74462		34413
293719 OTHER POLYPEPTIDE HARMONES	11193	58950	10812	43486
293721 CORTISONE/HYDRO/PREDNISONE ETC	65378	193900	32101	170420
293722 HALOGENATE DERIV ADERNAL HORMN	83171	315262	81963	416319
293723 OESTROGENS AND PROGESTOGENS	78688	464223	89430	563262
293729 OTH,STEROIDAL HARMONES,DERIVAT	18901	108681	32918	117664
293750 PROSTAGLANDINS,THROMBOXANES&DR	27989	51640	8776	52562
293790 OTH HORMONES/ITS DERIVATIVES	1694	54001	19720	131855
293810 RUTOSIDE(RUTIN)/ITS DERIVATIVE		1387		1797
293890 OTHER, GLYCOSIDES	109396	429862	13999	266834
293911 CONCENTRATES OF POPPY STRAW	1052	2775	6425	41599
293919 OTH ALKALOIDS OF OPIUM/DERVATI	27100	120569	12327	63237
293920 ALKALOID CINCHONA/DRV SALT		1367		4481
293930 CAFFEINE AND ITS SALTS	97218	317754	33024	182519
293942 PSEUDEOPHEDRINE(INN)/ITS SALT		43		

Contd.



## 10.11 Imports by Economic Categories (Detail)

(In Thousand Rupees)

Items	Nov., 2016	From July, 2016	Nov., 2015	From July, 2015
293949 OTHER,EPHEDRINE AND ITS SALTS		84509		81921
293959 OTH THEOPHYLLINE/AMINOPHLLINE	29327	127290	14362	92140
293962 ERGOTAMINE (INN) AND ITS SALTS		2257		
293969 OTH ALKALOID OF RYE ERGOT/SALT		12054	681	5957
294000 SUGARD O/T SUCROSE/LACTOSE ETC	62430	238572	43341	219125
294110 PENCILLINE/DERV/ACID/SALT ETC	14284	140718	20109	80697
294120 STREPTROMYCIN/DERIV/SALT THROF	12019	31123	1522	51834
294130 TETRACYCLINE/DERIV/SALT THROF	50349	314587	53165	308176
294140 CHLORAMPHENICAL/DERIV/SALT	36037	130587	12029	80835
294150 ERYTHROMYCIN/DERIV/SALT THROF	117358	581269	146256	827614
294200 OTHER ORGANIC COMPOUNDS.	30561	141212	23402	109337
300190 OTH GLAND ORGAN,EXTRACT,HAPRIN		50		761
300210 ANTISERA/OTH BLOOD FRAC MODIFY	3131	13721	16495	40519
300220 VACCINES FOR HUMAN MEDICINE	1783848	9506577	1703104	9264486
300230 VACCINE VETERINARY MEDICINE	477066	1837503	328141	1353740
300290 OTH HUMAN/ANIMAL BLOOD,THERAPC	86479	288240	31838	186758
300310 MEDICAMENT PENCILLIN DERV/ACID		1546		1554
300320 MEDICAMENT OTH ANTIBIOTICS	20812	75098	8732	66986
300331 MEDICAMENTS CONTAINING INSULIN				1937
300339 OTH,MEDICEMENT HARMONE ANTIBTC	7618	44184	16791	218930
300390 OTH MEDICEMENT NES-NOT-R-SALE	10463	687323	43327	339151
300410 MEDICAMENT,PENCILLIN DERV/ACID	22	3605	782	21674
300420 MEDICAMENT OTH ANTIBIOTICS	285012	1413477	187312	887773
300431 MEDICAMENT INSULIN NOT ANTIBTC	404002	1431092	278201	1247606
300432 MEDICIMENT ADERN CORTC HARMONE	32379	122526	54412	166619
300439 OTH MEDICIMENTHARMONE NOT ANT	168779	755380	156953	546183
300440 MEDICAMENT ALKALOID DERV ANTI		10550		4941
300450 OTH MEDICAMENT VITAMIN/OTH PRO	6519	821903	19898	67247
300490 OTH MEDICAMENT THERAPEUTIC USE	2924830	14037149	2777161	10221565
300510 SURGICAL TAP IN JAMBO ROLLS	48310	216543	37804	203553
300590 OTH WADDING,GAUZE,BANDAGE ARTI	8028	66022	8002	114643
300610 STERILE SURGICAL CATGUT, ETC	101820	891271	327103	787675
300620 BLOOD-GROUPING REAGENTS		559		586
300630 OPACIFY X-RAY EXAM DIAGNOSTIC	1162	3200	1222	2701
300640 DENTAL CEMENT/DENTAL FILLING	5526	34437	1515	60424
300650 FIRST AID BOXES AND KITS.		1970	19	12729
300660 CHEMICAL CONTRACEPTIVE HORMONE		25452	72	194419
300670 GEL PREP HUMAN/VETERNARY USE	5030	19708	221	15418
300691 APPL IDENTIFIABLE, OSTOMY USE	548	25787	7901	19608
321519 PRINTING INK EXCL. BLACK	192517	855156	192188	825606
321590 OTH WRITING/DRAWING/OTH INK	20735	113088	36819	128784
330112 ESSENTIAL OIL OF ORANGE	31340	69992	314	42200
330113 ESSENTIAL OIL OF LEMON	306	96329	23	3845
330119 OTH ESSENTIAL OIL/CITRUS FRUIT	76920	247581	1359	135376
330124 ESSENTIAL OIL OF PEPRAMINT	1461	12057	1598	5745
330125 ESSENTIAL OIL OF OTHER MINTS	798	14184	3633	13224
330129 OTH ESSENTIAL OIL O/T CIT FRUT	4282	48686	4342	24198
330130 RESINOIDS	51	2425	2062	2862
330190 OTH,CONCENTRATE ESSENT OIL NS	16862	58989	2398	47254
330210 MIXTURE ODORIFEROUS SUBS&MIXT	393125	1680078	176976	1310673
330290 OTH,MIXTURE,ODORIFEROUS SUBST	372676	2078779	441683	1954947
330300 PERFUMES AND TOILET WATERS	41765	241961	49726	291683
330410 LIP MAKE-UP PREPARATIONS	18122	85800	20666	94311
330420 EYE MAKE-UP PREPARATIONS	13038	64320	15858	88087
330430 MANICURE/PEDICURE PREPARATIONS	8823	34906	7822	45139
330491 POWDER WHETHER/NOT COMPRESSED	36952	174662	22199	185158
330499 OTH,BEAUTY/MAKE-UP PREPARATION	226396	834381	196195	776699

Contd.

## 10.11 Imports by Economic Categories (Detail)

(In Thousand Rupees)

Items	Nov., 2016	From July, 2016	Nov., 2015	From July, 2015
330510 SHAMPOOS	189663	1102551	319648	1850503
330520 PREP PERMANENT WAVING/STRAIGHT	8856	37984	8375	42975
330530 HAIR LACQUERS	790	3167	111	158
330590 OTH PREP USE ON HAIR	113021	428149	72394	378077
330610 DENTIFRICES	26160	224073	44937	151258
330620 YARN,CLEAN TEETH(DENTAL FLOSS)	40	442	121	358
330690 OTH,PREP ORAL/DENTAL HYGIENE	1557	14295	2264	9867
330710 PRE/AFTER SHAVE PREPARATION	11207	46747	30889	152899
330720 PERSONEL DEDORANT&ANTIP RSPRNT	39444	258950	45489	236314
330730 PERFUMED BATH SALT/OTH PREP	1083	4464	64	5630
330741 AGARBATTI/OTH ODORIFEROUS PREP	31	43		372
330749 OTH PREP PERFUMING ROOM/RELIGS	21440	102384	15942	97156
330790 OTH,DEPILATORY/PERFUM ETCPREP	6888	28131	4663	21258
340111 SOAP&ORGANIC SURFAC-ACTIV PROD	142681	711567	167760	1026757
340119 OTH,SOAP ORG-SURFAC-ACT PROD	33567	143444	14873	62114
340120 SOAP IN OTHER FORMS	55651	338073	72412	328462
340130 ORGANIC SURFACE ACTIVE PRODUCT	52344	179850	30533	148066
340211 ORGANIC SURFACE-ACTIVE AGENT	351540	1897664	388843	1652982
340212 ORGANIC SURFACE ACTIVE CATIONC	35809	81571	26783	61325
340213 ORG SURFACE ACTIVE NON-IONIC	229802	1388732	305886	1593951
340219 OTH ORG SURFACE ACTIVE AGENT	33795	117138	19838	89110
340220 ORG SURF PREP PUTUP FOR R-SALE	19344	123880	12196	75460
340490 OTH, ART/PREP WAXES	108437	463219	103794	486735
340510 PO/CREAM FOR FOOTWEAR/LEATHER	12359	58945	12947	56231
340520 POL/CREAM/PREP, WOOD FURNITURE	1185	8319	1341	8908
340530 POL/CREAM/PREP,COACHWORK/METAL	860	8401	103	7167
340540 SCOURING/PASTE/POWDER/OTH PREP	1512	2183	597	916
340590 OTH POL/CREAM/PREP,F-WEAR/LETH	18053	71477	17260	61468
350190 OTH CASEINATE DERIV CASEN GLUE	1176	10828	3020	4836
350211 EGG ALBUMIN DRIED				18062
360300 SAFETY FUSES DETONATING FUSES		17806		69487
360490 OTHER,PYROTECHNIC ARTICLES	58	95		
360500 MATCHES O/T PYROTECHNIC			5853	63254
360610 LIQUID/LIQUEFIE GAS FUEL	3003	9796	1345	5367
391740 FITING FOR TUBE ETC OF PLASTIC	60452	187937	30121	192619
391810 FLOOR COVERING OF POLYMERS V-C	29653	180489	17304	95996
392190 OTH PLATE,SHEET ETC OF PLASTIC	109806	615025	201858	791823
392210 BATH,SHOWER WASH BASIN OF PLAS	4268	34890	3525	22179
392220 LAVATORY SEAT/COVER OF PLASTIC	1940	9998	3382	10496
392290 OTH FLASH/SIM SANITARY PLASTIC	2981	21205	4664	22995
392310 BOXES,CASES,CRATES PLASTIC	31749	231413	63704	256529
392321 SACK&BAG OF POLYMER OF ETHYL	220085	684088	99131	423746
392329 SACKS & BAG OF OTHER PLASTICS	18456	113703	32552	112906
392330 CARBOYS,BOTTLES,FLASKS ETC	63953	280415	56760	242106
392340 SPOOLS,COPE,BOBINS ETC PLASTC	26472	118602	14915	89280
392350 STOPPERS,LIDS,CAPS ETC OF PLAS	113389	673925	93272	505321
392390 OTH ARTICLES FOR CONVEYANCE NS	20023	125036	10815	99228
392410 TABLEWARE KITCHENWARE OF PLAST	30333	191158	65564	170617
392490 OTH,HOUSEHOLD/TOILET ARTICLES	16772	100859	24040	116252
392510 RESERVOIRS,TANKS,VATS>300 LTRS		1399	5	6824
392520 DOOR,WINDOWS FRAME&H-HOLD PLAS	4850	18845	178	4388
392530 SHUTTERS,BLINDS&PARTS OF PLAST	301	5781	24	988
392590 OTH,BUILDER-WARE OF PLASTIC,NS	75937	506198	71153	622097
392610 OFFICE/SCHOOL SUPPLY PLASTIC	15172	72955	9016	61042
392620 ARTICLE OF APPAR CLOTHING PLAS	7300	39856	7408	34758
392630 FITTING FOR FURNITUR/COACH PLA	837	2919	93	2730
392640 ORANMENTAL ARTICLES OF PLASTIC	40464	217595	48795	218401

Contd.

## 10.11 Imports by Economic Categories (Detail)

(In Thousand Rupees)

Items	Nov., 2016	From July, 2016	Nov., 2015	From July, 2015
400942 TUBE,PIPERUB WITH OTH.METL.FIT	3241	13598	3494	20508
401011 CONVEYOR BELTS WITH METALS	403	7551	4	1936
401012 CONVEYOR BELTS WITH TEX-METACS	34935	188838	54846	214486
401019 OTH CONVEYON BELT OR BELTING	32829	183085	26245	137507
401031 TRANSMISSION BELTS 60-180 CM	35917	172979	26311	135004
401032 TRANSMISSION OTH BELT 60-180 CM	24835	140347	28265	150170
401033 TRANSMISSION BELT 180-240 CM	204	2446	197	3562
401034 TRANSMISSION BELT OTH 180-240CM	109	1728	503	3520
401035 TRANSMISSION SYN.BELT 60-150CM	1642	3158	1857	5567
401036 TRANSMISSION SYN.BELT 150-198CM	9	127	69	514
401390 OTHER INNER TUBES,OF RUBBER	11963	53371	6632	38235
401410 SHEATH CONTRACEPTIVES	6148	42654	35165	301256
401490 OTH HYG/PHARMACEUTICAL ARTL	10267	21502	7430	22316
401511 GLOVES,RUBBER,SURGICAL	33383	234266	49379	194684
401519 OTHER GLOVES,RUBBER	23788	144391	39583	114145
401590 OTH ARTI APPRL/CLOTH ALL PURPS	562	7977	1409	13474
401610 ARTICLES OF UNHARD CEL VUL RUB	14506	82649	13306	69641
401691 FLOOR COVERING & MATS, RUBBER	1772	18063	3617	15045
401692 ERASERS, RUBBER	91773	291002	31578	110109
401693 GASKETS,WASHERS,SEALS,OF RUBB	140590	594733	148488	646207
401694 BOAT/DOCK FENDERS,OF RUBBERS		14979	17170	24097
401695 OTH INFLATABLE ARTICLE OF RUBB	800	3846	279	14574
401699 OTH ARTICAL UNHARD VUL RUBBER	172972	870361	161970	853632
420100 SADDLERY&HARNESS FOR ANIMALS	66	95	32	406
420211 TRUNKS,SUITCASE,VANITY-CASES	8940	24782	2423	11704
420212 TRUNK,SUITCA,SATC ETC PLAS/TEX	70653	382765	85773	419739
420219 OTH TRUNK,SUITCASE,VANITY-CASE	1259	9329	2341	14020
420221 HANDBAG,COMP/PATENT LEATHER	70025	293680	76678	267404
420222 HANDBAGS,PLASTIC/TAXT MATERIAL	7469	37544	7676	42290
420229 OTH HANDBAGS,WITHOUT HANDLES	21207	130271	91579	245400
420231 ARTI.CARIED.IN POCKET. LEA/COM	1893	15258	3411	20739
420232 ARTIC CARRIED IN POCK TAXT MATE	87	1790	2794	8078
420239 OTH,ARTI CRRIED IN HAND/POCKET	7303	36404	14602	53295
420291 OTH CONTAINER O/S OF LEA/COMPS	1160	4862	1533	3880
420292 OTH CONTAINER O/S PLAS/TEXTILE	765	10384	6711	12413
420299 OTH CASES VULCANISED FIB/PBOA	1929	26310	4260	11125
420310 ARTICLES OF APPAREL	29822	89766		10649
420321 GLOVES,MITTENS & MITTS SPORTS	3	67	133	782
420329 OTH LEATHER GLOVES	5192	14877	167	7765
420330 BELTS AND BANDOLIERS	17503	75169	11884	97861
420500 OTH ART LEA/COMP LEA TECHNICAL	2008	3608	179	2962
430230 WHOLE SKINS&CUTTINGS ASSEMBLED	17	17	210	221
430310 ARTI APPAR CLOTH ACCE FURSKIN		11		
430390 OTHER, ARTICLES OF FURSKINS		266		
430400 ARTICLE OF FUR&ARTICLE THEREOF	79	9823	2525	5953
440131 WOOD PELLETS	1916	1916		
440139 SAW DUST & WOOD WASTE & SCRAP		7738		5388
440210 WOOD CHARCOAL OF BAMBOO NOT AG	741	2961	75	2322
441300 DENSIFIED WOOD,BLOCK,PLATE,ETC	336	23022	3311	11040
441890 OTH BUILDERS JOINERY/CARP WOOD	29500	197834	36446	225719
441900 TABLEWARE&KITCHENWARE OF WOOD	5043	20974	3262	16603
442010 STATUETTES/OTH ORNAMENT WOOD	35	2111	334	1194
442090 OTH WOOD MARQUETRY&INLAID WOOD	7214	30297	5031	36800
442110 CLOTHES HANGERS OF WOOD	1332	10491	406	6046
450490 OTH, ARTICLES AGLOMERATED CORK	491	592		27
460121 MATS,MATTING&SCREEN OF BAMBOO	2460	5117	210	3135
460199 OTH PLATING MATERIAL N.E.S		365		880

Contd.

## 10.11 Imports by Economic Categories (Detail)

(In Thousand Rupees)

Items	Nov., 2016	From July, 2016	Nov., 2015	From July, 2015
460211 BASKETWORK&OTH ARTICL OF BAMBO	1063	1137	80	1304
460212 BASKETWORK&OTH ARTIC OF RATTAN				242
460219 BASKETWORK&OTH ART OF VEG MATE	518	1371	102	2314
481200 FILTER BLOCK,SLAB OF PAPERPULP	106	1865	1940	1940
481310 CIGRETTE PAPER IN BOOKLET/TUBE		87		22
481490 OTHER WALLPAPER & COVERINGS.	46	2457	145	320
481620 SELF-COPY PAPER		106	13	13
481690 OTHER COYING PAPER, C/T SIZE.	761	3429	1297	3897
481710 ENVELOPES	1598	7295	690	5550
481720 LETTER CARDS, PLAIN POSTCARDS	429	750	490	2383
481730 BOXES,POUCHES,PAPER STATIONERY	412	1773	340	12868
481810 TOILET PAPER	2451	10620	1385	58294
481820 HANDKERCHIEFS, TISSUES&TOWELS	3214	33532	12968	46329
481830 TABLE CLOTHS & SERVIETTES	5137	15889	812	6975
481850 ARTICLES OF APPAREL&CLOTHING		1128	134	447
481890 OTH ARTI LINEN,P&P GARMET/ASSE	5310	30110	3310	25678
481910 CARTON,BOXE&CASES CORRU PAPE	16903	97065	25111	179247
481920 FOLD/CARTO/BOXE&CASE, NON-CURRU	11183	55953	12345	49936
481930 SACKS&BAGS WITH BASE 40CM/MORE	17143	103328	1157	8243
481940 OTH SACKS&BAGS, INCLUDING CONES	808	15832	8357	34564
481950 OTH PACKING CONTAINERS/RE-SLEE	1096	6481	510	6840
481960 BOX FILES, LETTER TRAYS, BOX, OFF	4124	24744	2535	20408
482010 REGISTERS, LETTER PADS, DIARIES	10161	36557	8754	60757
482020 EXERCISE BOOKS	1070	8545	391	1192
482030 BINDERS, FOLDERS&FILE COVERS	7320	33857	2594	20714
482040 MANIFOLD BUSINESS FORMS/CARBON	144	539	63	549
482050 ALBUMS FOR SAMPLES/COLLECTIONS	193	1292	479	3054
482090 OTH BOOK COVER, BLOTING PAD, NES	23118	192814	23399	128863
482110 P&P BOARD LABLES PRINTED ALL=K	35974	159720	12010	96924
482190 OTH, P&P/BOARD LABLES NOT PRINT	51593	194588	66115	235979
482210 BOBBINS, SPOOLS, CAPS, PULP.	1665	6943	1836	8681
482290 OTHER, BOBINS, SPOOL, CAPS ETC. PA	8085	81155	5858	36192
482320 FILTER PAPER AND PAPERBOARD	14950	62857	3510	61480
482340 ROLLS, SHEETS AND DIALS, PRINTED	954	5530	2574	5546
482361 TRAY, DISHES, PLATES, CUP, P&BORD		234		
482369 OTH TRAY, DISH, PLATE, CUP, P&BORD	27169	74728	17081	61059
482370 MOULDED/PRESSED ARTICL P-PULP		10307	155	3624
482390 OTH, ARTICLES OF PAPER PULP, CEL	20681	124825	24073	97524
490110 PRINTED BOOKS IN SINGLE SHEETS	2163	6402	2433	13401
490191 DICTIONARIES AND ENCYCLOPAEDIA	11	6177		4285
490199 OTHER, PRINTED BOOKS/BROCHURES	180003	772881	169244	834683
490210 NEWSPAPERS, JOURNAL 4-TIME/WEEK				8
490290 OTHER NEWSPAPER, JOURNALS PERIO	5202	30225	5162	22927
490300 CHILDREN DRAWING/COLOUR BOOKS	1180	3407	1301	7088
490400 MUSIC, PRINTED IN MANUSCRIPT.		1		6
490510 GLOBES	9	683	18	73
490591 OTH PRNTD MATER BOOK FORM/ATLS			238	238
490599 OTH MAPS AND HYDROGRAPHIC/W-PA	477	2761	101	606
490600 PLANS/DRAWINGS FOR ARCHITECTS	1086	5251	3140	56917
490700 BANKNOTE, CHEQUE, STAMP, BOND ETC	1336787	1457685	2876	179976
490810 TRANSFERS, VITRIFIABLE.	1962	8671	52	1048
490890 OTH, TRANSFERS (DECALCOMANIAS)	4781	23639	6343	25079
490900 PRINTED/ILLUSTRATED POSTCARDS	87	4075	4345	22510
491000 CALENDAR OF ANY KIND PRINTED.	5463	8615	6109	8280
491110 TRADE ADVERTISING MATERIAL.	9218	60463	9334	76592
491191 PICTURES, DESIGNS&PHOTOGRAPHS	269	2587	685	3177
500710 FABRICS OF NOIL SILK	3930	31809	55	517

Contd.

## 10.11 Imports by Economic Categories (Detail)

(In Thousand Rupees)

Items	Nov., 2016	From July, 2016	Nov., 2015	From July, 2015
500720 OTH FAB CON>80% WT OF SILK	115183	420516	172843	836478
511111 WOVEN FABRICS CARDED WOOL,85%	3467	73568	4749	70196
511119 OTH WOVEN FABRICS CARDED WOOL	50348	255200	3865	65702
511120 OTH MIXED MAN-MADE FILAMENTS	7929	7940		
511130 OTH MIXED MAINLY/SOLELY M-MADE		13502		115
511190 OTH WOVEN FAB CARDED WOL/HAIR	27998	111222	10786	67761
511211 WOVEN FAB.COMBED WOOL 85%/HAIR	2584	36339		36482
511219 OTH WOVEN FAB COMBED WOOL 85%>	59649	115817	12544	45606
511220 OTH WOVEN FAB.COM.WOLL MIX.MMF		100		40
511230 OTH WOV.FAB.COM.WOOL MIX.M/MSF		15378		20556
511290 OTH WOV.FAB.CARDE WOOL/FA-HAIR	21589	78401	820	12499
520790 OTHER,COTTON YARN PUT UP SALE	119	5039	1127	3083
520811 WOV FAB COT WT<100G/SQM UNBLEA		19058		
520812 WOV FAB COT WT>100G/SQM UNBLEA		247082		5634
520819 OTHER WOVEN COTTON FAB UN-BLH	4110	29390	2604	96597
520821 WOV FAB COT WT<100G/SQM BLEACH	129	19753	5614	5614
520822 WOV FAB COT WT>100G/SQM BLEACH		800		
520829 OTH WOVEN FAB OF COTTON BLEACH	101	2070		2230
520831 WOV FAB COT WT 100G/SQM DYED	263	8199	1119	6636
520832 WOV FAB COT WT>100G/SQM DYED		69		6213
520839 OTH COTON WOV FAB<2000/SQM DYE	3478	41001	5969	11786
520841 WOV FAB COT WT 100G/SQM COLOUR	3270	4943		1339
520842 COTON WOV FAB WT>100G/SQM COLO	3130	95723	30982	128209
520843 COTTON WOV FAB 3/4 THREAD TWIL				249
520849 OTH WOV FAB WT 200G/SQM	2500	10806	3946	9051
520851 COTON WOV FAB 100G/SQM PRINTED	31227	290813	21412	268975
520852 COTON WOV FAB>100G/SQM PRINTED	5354	16693	31783	128236
520859 OTH COT WOV FAB 200G/SQM PRINT	27156	51577	16051	20165
520911 WOV FAB COT WT>200G/SQM UNBLAC				1389
520912 COTTON WOV FAB 3-4THREAD UN-BL			135	135
520919 OTH COT WOV FAB>200G/SQM UNBLE	17	17	1581	1674
520921 COTTON WOV FAB BLEACH>200G/SQM	127	127		61098
520929 OTH COT WOV FAB BLE W>200G/SQM	142	429	465	11057
520932 COTTON WOV FAB DYED 3-4 THREAD	2176	2185		329
520939 OTH COT WOV FAB DYED>200G/SQM	5154	17779	9608	22957
520941 COT WOV FAB>200G/SQM 85% COT		7948		
520942 COTTON WOV FAB DENIM>200G/SQM	37285	114191	5726	140851
520943 WOV FAB 3-4-THREAD TWILL>200G	1	1		
520949 OTH WOV FAB CONT 85% COT/YARN	190	1145	2100	11327
520959 OTH WOV FAB PRINTED>200G/SQM	2700	9382	210	10043
521011 COT W-FAB MIX MMF W200G/SQMUNB	75	2636		212
521019 OTH W-FAB COT MIX MF200GSQM UB	190	302	13841	13957
521021 W-FAB COT MIX-MMF WT 200G/SQM		569	11661	14633
521029 OTH W-FAB COT 85%,MMF 200G-BL			43	7526
521031 COT WOV FAB MX-MMF200G/SQM DYE	4498	10148		1107
521032 W-FAB3/4THR MX-MMW 200G/MW DYE	400	400		
521039 OTH W-FAD COTMX MF W200G/SQMDY	27	967	2415	2549
521041 W-FAB COT MX-MMF 200G/SQM		244	5071	13788
521049 OTH W-FAB COT MX-MMF W200G/SQM		10853	5527	9534
521051 W-FAB COT MIX,MF W200G/SQM PRI		1111	1974	4708
521059 OTH W-FAB COT,MMF W 200G PRINT	9355	19745	5887	38978
521112 COT FAB 3-4THREAD MIX>200G UNB				31
521119 OTH W-FABCOT,MF W>200G/SQM UNB	10397	32196	12172	29451
521120 W-FAB COT WT<85% MIX MMF-BLEA		1611	1071	2034
521131 WW-FAB COT,MMF W>200G/SQM DYED		52	10832	10832
521132 WOV FAB 3-4THREAD MIX>200GDYED	685	16397		
521139 OTH W-FAB COT,MMF W>200G DYED	8017	45555	820	4780

Contd.

## 10.11 Imports by Economic Categories (Detail)

(In Thousand Rupees)

Items	Nov., 2016	From July, 2016	Nov., 2015	From July, 2015
521141 COT W-FAB CLO YRN,MF W>200GSQM	251	1603		
521142 W-FAB COT DENM,MX MFW>200G/SQM	33758	103632	940	37271
521143 WOV FAB 3-4THR MX-MFW>200G/SQM			54	54
521149 OTH W-FB COT CLO YRN MMF>200G	13532	13532		2267
521159 OTH W-FAB COT,MF,W>200G/SQM PR	3470	36857		1943
521212 OTH COT W-FAB BLECH W 200G/SQM	57	57	164	404
521213 OTH COT W-FAB DYED W 200G/SQM		2217	897	1635
521214 OTH W-FAB,COLOR YRN W 200G/SQM	608	608		
521222 OTH COT WOV FAB BLEAC>200G/SQM		463		7122
521223 OTH COT WOV FAB DYED>200G/SQM		4210	1971	10554
521224 OTH W-FAB COT COLYARN>200G/SQM		728		
530890 OTH, YARN OF OTH VEG TEX FIBRE		671		597
530919 OTH WOV FAB OF FLAX 85%OR MORE	217	301		502
530929 OTH WOV FAB OF FLAX<85% BY WT		31	107	107
531090 WOV FAB OF JUTE OR OTH TEX FIB		306		
540600 M-MADE FILAMENT YARN RETAIL-SL				40
540710 WOV FAB HI-TENACI YRN NYLON PO	10855	131566	17302	42853
540720 WOV FAB OBTAIN FROM STRIP,LIKE	47367	165263	16806	88986
540730 FAB PARALLEL SYNTH FILAMENT		426		
540741 FAB 85% OR MORE NYLON FILMENT	4723	8224	7092	11641
540742 OTH FAB 85% OR MORE DYED	289945	1124464	294644	885965
540743 OTH W.FAB NYL FLAMT WT>85% DYE	158	431	6766	28251
540744 OTH W.FAB FILA DIF COL NYL>85%	9451	39563	24085	51374
540751 OTH W.FAB TEXTURED POLY U-BLEA	44540	663182	281414	1240333
540752 OTH W.FAB TEXTUR POLY DYED 85%	736867	3845896	883920	4139180
540753 OTH W.FAB DIF COL TEXTUR POLYS		25138	1472	6862
540754 OTH FAB TEXT POLY FIL PRINTED	84016	288767	69162	219134
540761 OTH FAB,NON-TEXT POLY FILAMENT	50604	336390	108152	406676
540769 OTH FAB POLY FIL TEXTILE MAT	40215	190013	21117	77562
540771 OTH WOV FAB SYNTH FIL BL/UN-BL		130466	95177	238622
540772 OTH WOV FAB SYNTH FIL DYED 85%	262	908	7870	38871
540773 OTH W.FAB DIF COL SYN FILA PRI		424	7728	9921
540774 OTH WOV FAB SYNTH FIL PRINTED		225	905	16013
540781 OTH W.FAB SYN MIX COT BL/UN-BE			28	28
540782 OTH WOV FAB MIXED COTTON DYED		801	340	13929
540783 OTH FAB SYN TEXMAT COLOR DYED		197	22447	88130
540784 OTH FAB SYN TEX SQM MATERUAK	1962	64852	22788	55244
540791 OTH WOV FAB SYN F/L BL/UN-BL		580	41	41
540792 OTH WOV FAB SYN F/L NS DYED	8278	12689	1583	2554
540793 OTH WOV FAB SYN F/L NES COLOUR		192	736	736
540794 OTH WOV FAB SYN FIL NES PRINT	5095	49159	34538	101120
540821 OTH WOV FAB ART. FIL BL/UN-BL	4285	64699	819	4803
540822 OTH WOV FAB ART. FIL DYED		107		488
540823 OTH WOV FAB DIFFERENT COLOUR	2614	2614		2975
540824 OTH WOV FAB ART. FIL PRINTED	4395	12892		
540831 OTH WOV FAB ART. FIL BL/UN-BL		186		
551130 YARN ART STAPLE FIB FOR R/SALE				6
551219 OTH WOV FAB OF SYN STAPLE FIB	14244	72743	24867	62040
551229 O/W-FEB ACR STA FIB>85%WT ACRY	2660	6168	475	2655
551291 WOV FAB SYN STAP FIB BL/UN-BL		171		
551299 FAB WOV SYN FIB>85%BY WT SYNTH	190	8318		690
551311 W.FAB SYN STA FIB MX COT 170G		1893		
551321 W-FAB SYN STA FIB MX COT DYED		5583		
551323 POLYS,COT,STAP FIB<170G DYED	334	4279	424	424
551329 OTH FAB SYN STAP FINRE DYED	533	2947		26
551331 WOV FAB SYN STAP FIB COLOUR YR		4446		5795
551339 OTH WOV FAB STAP FIB<170G/SQM	144	283		

Contd.

## 10.11 Imports by Economic Categories (Detail)

(In Thousand Rupees)

Items	Nov., 2016	From July, 2016	Nov., 2015	From July, 2015
551341 WOV FAB POLY STAP FIB PRINTED			2464	3337
551349 O/W-FAB SYN STAP FIB MIX COTON	171	4537	4180	4381
551411 W.FAB POLYS STA FIB<85% UNBLIB		5393		
551419 OTH SYN FAB<85% MIX BL/UN-BL				1188
551421 W-F POLY STAP FIB<85% DYED	502	18487		
551422 W-F POLY STAP FIB 3/4THRD DYED	3484	11410		33
551423 OTH FAB POLY FIB MIX COT DYED		11531	8546	8546
551429 OTH FAB<85% MIX COT SYN FIB	81	2390		20
551430 WOV FAB SYN YARN DIFF COLO DYE		5045		
551441 W-F SYN FIB<85% MIX COT PRINT		950		358
551443 O/W-FAB POL FIB MIX COT PRINT	95	747	3060	3079
551449 O/W-FAB SYN MIX COT>170G PRINT	10	4504		253
551511 O/W.FAB POLYS FIB MX VISCO RAY	2734	84259	29686	85192
551512 O/W.FAB POLY FIB MIX M-MAD FIB			10480	22413
551513 O/W FAB POLY FIB MIX WOL/F-HAI	19380	140177	6968	91815
551519 O/W FAB POLY STAP FIB MIX O/FI				5966
551521 O/W FAB ARCYL FIB MIXED O/FIB		229		
551522 O/W FAB ARCYL FIB MIX WOOL			162	162
551529 O/W FAB ARCYLIC FIB MIX OT/FIB	716	21476	118	13346
551591 O/W FAB SYN FIB M-MAN-MADE FIL		2976		
551599 O/W FAB SYN MIX OTH FIBRE N.S		532	108	164
551611 W-FAB ARTI FIB 85%>BL/UN-BLEA	40169	54142	25712	44036
551612 W-FAB ARTI >85% BY WEIGH,DEYED	407598	1964636	1291771	4726271
551613 W-FAB ARTI FIB>85% WT DIFF-COL			21287	21979
551614 W-FAB ARTI FIB>85% WT PRINTED	452263	3344518	296753	889715
551621 W-FAB ART FIB<85%WT MM.FILAM		39		
551622 W-FAB ART FIB<85% WT MM-F DYED		1728	10690	11944
551623 W-FAB ART FIB<85%WT D-COL,MM-F	824	824	27524	27524
551624 W-FAB ART FIB<85%WT MM-F PRINT	423	5480	140453	169370
551632 W-FAB ART FIB<85%WT,WOL/HAI DY		5745	4358	32259
551641 W-FAB ART FIB<85%WT COT UNBL/B		1165		
551642 W-FAB ART FIB<85%WT MX COT DYE	1460	2854		
551643 W-FAB ART FIB<85%WT MIX COTTON				468
551644 W-FAB ART FIB<85% WT MIC PRINT	276	8878	3357	5904
551691 W-FAB ART FIB<85%WT UN-BLE/BLE	337	3829		
551692 W-FAB ART FIB<85%WT MIX O/F DY		15471		2029
560130 TEXTILE FLOCK,DUST & MILL NEPS	1696	6216	10764	33934
560210 NEEDLELOOM FELT STICH-BOND FIB	9615	48231	6350	29394
560221 FELTS OF WOOL/HAIR,NOT COATED		282		382
560229 FELTS OTH TEXT MATE, NOT COATD		1761	52	54
560500 METALLISED YARN,TEXTILE YARN	362397	1665336	493208	1721186
560900 ARTICLES OF YARN,STRIP ROPE	1734	6824	1499	9644
570110 CARPT/OTH TEX FLOR COVER KNOTD	6487	51041	12223	173777
570190 CARPETS,KNOT OF OTH TEX MATERL		410	80	289
570210 KECEM,SCHUMACKS,KARAMAE.ETC.	1333	9071	1877	6227
570220 FLOOR COVERING COCONUT FIBRES	156	475	202	202
570231 CARPETS F/COV.PILE CONS,M/MADE				70
570232 CARPET F/COV.P/LONS NOT TEXMAT	3537	5930	283	1157
570239 CARPETS ECT.AOT.MADE O/TEX MAT				86
570241 CARPET ETC.P/CONS.WOOL WOV.M/M	18	4846		16
570242 CARPETS OTH.P/CONS.M/M/TEXT.	33237	159405	24610	143942
570249 CARPETS ETC.MADE OTH.TEX MATEL		107		
570292 CARPET ETC. MAN/M TEX MATERIAL				98
570299 OTH CARPETS ETC.MADE O/TEX/MAT		21		6
570310 CARPET ETC WOOL/FINE ANIM HAIR	2895	6952		
570320 CARPETS/TUFTED OF NYLON/POLYA	5089	65329	22070	78050
570330 CARPETS ETC.TUFT MAN/M TEX MAT	67981	206400	55706	194734

Contd.

## 10.11 Imports by Economic Categories (Detail)

(In Thousand Rupees)

Items	Nov., 2016	From July, 2016	Nov., 2015	From July, 2015
570390 CARPET/TUFT CARS/VEH O-TEX MAT	63	515	2150	3198
570410 TILES, < 0.3 SQM AREA.	3447	3447		1841
570490 OTH CARPETS ETC.FELT N/TUFTED	67170	220851	120996	356770
570500 OTH CARPETS&OTH FLOOR COVERING	1338	13707	81	959
580110 WOV.PILE FAB.CHENILLE FAB.WOOL		351		
580121 UNCUT WEFT PILE FAB.OF COTTON.	320	690	824	824
580122 CUT CORDUROY, OF COTTON	342	8344		11895
580123 OTH WEFT PILE FAB.OF COTTON.				27
580126 CHENILLE FABRICS, OF COTTON	2494	18497	8174	26247
580127 WARP PILE FABRICS OF COTTON				3404
580131 UNCUT WEFT PILE FAB.M-MADE FIB		7927	11477	19742
580132 CUT CORDUROY, MAN-MADE FIBRES.		18421		4494
580133 OTH WEFT PILE FAB.M/MADE FIBRE	741	3334		60
580136 CHENILLE FAB. MAN-MADE FIBRES.	23013	89820	3668	18361
580137 WARP PILE FABRICS OF COTTON	402	4192	429	429
580190 OTH PILE&CHENILLE FAB.TEX.MAT	88756	368203	84647	285194
580219 OTH TERRY TOWEL/FABRICS,OF COT	362	918	1006	1735
580220 TERRY TOWEL/FABRICS, TEX.MAT	217	271	37	208
580300 GAUZE,OTHER THAN NARROW FABRIC	109	109		
580410 TULLES AND OTHER NET FABRICS	1899	16735	209	4592
580421 LACE MACHINE MADE,M-MADE FIBRE		4350	2932	10589
580429 OTH,LACE MACHINE MADE,OTH MAT.	26322	198861	36471	163592
580430 LACE HAND MADE	27	895	118	2183
580610 WOV.PILE FAB.& CHENILLE FABRIC	2	2390	22	150
580620 OTH WOV. FAB. ELASTOMERIC YARN	11089	55696	9844	60734
580631 OTH NARROW WOV FAB, OF COTTON.	1094	2793	260	466
580632 OTH NARROW WOV FAB,M/MADE FIB.	39268	171251	19182	137822
580639 OTH,NARROW WOV.FAB,TEX.MAT	8406	19696	2704	11769
580640 OTH FABRICS,WARP W/OUT WEFTASM		77	591	1211
580710 LABEL,BADGES ETC.TEXTMAT,N/EMB	88136	350144	64431	338962
580790 OTH,LABELS,BADGES&ART.TEX/MAT	22296	106849	34044	189355
580810 BRAIDS IN THE PIECE		1241		820
580890 OTH,ORNAMENTAL TRIM,TASSEL ETC	676	7184	5021	23465
580900 WOV FAB.OF METAL TAREAD/YARN.	2	16	426	711
581091 OTHER EMBROIDERY,OF COTTON	10652	13072	11816	11978
581092 OTH EMBROIDERY,M-MADE FIBRES	6566	6566	44	186
590190 OTH TRACING CLOTH,BUCKRAM ETC.	84206	312580	40028	205484
590210 TYRE CORD FAB HIT.YARN NYLPLMD	135141	710580	175309	774535
590220 TYRE CORD FAB H/T YARN POLYSTR	22911	96263	30829	101888
590390 OTH,TEX FAB IMP,LAM, PLASTIC.	296555	1381501	175995	679016
590410 LINOLEUM				16
590800 TEX WICKS,WOVEN,LAMP,LIGHTERS	463	977	187	386
590900 TEX HOUSE PIPING/TEX TUBING.	4025	25211	8716	46624
591190 OTH, TEX PRODUCTS/ ARTICLES,	31377	141519	29899	165792
600110 LONG PILE, FABRICS		4901	1174	2569
600121 LOOPED PILE FABRICS,COTTON		623		
600122 LOOPED PILE FAB,MAN-MADE FIBRE	6281	49379	22496	23968
600129 LOOPED PILE FAB,OTH TEX MAT.	201	27322	19099	53418
600191 OTH PILE FAB,KNIT/CROCH,OF COT	521	521		
600192 OTH PILE FAB,KNIT/CROCH,M-MADE	1828591	5498692	1148404	4635014
600199 OTH PILE FAB,KNIT/CROCH,O/TXTM	4161	42812	7295	23997
600240 KNIT CROCH FAB<30CM,ELASTOME5%				10290
600290 OTH,KNIT/CROC FAB<30CM,ELAST5%	4429	11233	333	36314
600310 KNIT/CRO FAB WOL/HAIR WD!>30CM		2		
600320 KNIT/CRO COTTON WD !>30CM				134
600330 KNIT/CRO SYN-FIBRE WD !>30CM		1167		
600340 KNIT/CRO ART-FIBRE WD !>30CM	5	24		

Contd.



## 10.11 Imports by Economic Categories (Detail)

(In Thousand Rupees)

Items	Nov., 2016	From July, 2016	Nov., 2015	From July, 2015
600390 OTH KNIT/CRO FAB WD !>30CM		1058	443	443
600410 KNIT/CRO FAB WD>30CM ELASTYR5%	10226	24306	29615	51780
600490 OTH KNIT/CRO FAB WD>30CM ELAST	1464	18656	3589	30298
600521 WRAP KNIT FAB OF COT UNBL/BLEA		780		
600522 WRAP KNIT FAB OF COTTON DYED	878	2935	360	3430
600524 WRAP KNIT FAB PRINTED		7348		98
600531 WRAP KNIT FAB SYN.FIB UNBL/BLE	8202	45549	31700	107536
600532 WRAP KNIT FAB SYN.FIBRE DYED	424547	1427314	127150	689075
600533 WRAP KNIT FAB SYN.FIB DIF COLO	47	744		71
600534 WRAP KNIT FAB SYN.FIB PRINTED	19545	68659	20152	44916
600542 WRAP KNIT FAB ART FIB DYED		19054	2962	8686
600544 WRAP KNIT FAB PRINTED		6567		
600590 WRAP KNIT FAB O/TH H-6001-6004	6934	29822	24006	77611
600610 OTH KNIT/CRO FAB OF WOOL/HAIR				78
600621 OTH KNIT/CRO FAB COT UNBLE/BLE		1639		
600622 OTH KNIT/CRO FAB COTTON DYED		237	8034	12322
600623 OTH KNIT/CRO FAB COTON COLOR				382
600624 OTH KNIT/CRO FAB COTON PRINTED		8911		210
600631 OTH KNIT/CRO FAB SYN.FIB UNB/B		3753	1343	5312
600632 OTH KNIT/CRO FAB SYN.FIB DYED	214614	992042	246378	860320
600633 OTH KNIT/CRO FAB SYN.FIB COLOR		7809	3917	4604
600634 OTH KNIT/CRO FAB SYN.FIB PRINT	888	12474	3071	4045
600641 OTH KNIT/CRO FAB ART FIB UNB/B			510	510
600642 OTH KNIT/CRO FAB ART FIB DYED		3088		
600643 OTH KNIT/CRO FAB ART FIB COLOR	1019	1019		319
600644 OTH KNIT/CRO FAB ART FIB PRINT		7191		1119
600690 OTH KNITTED CROACHED FABRICS	23081	53558	32503	120003
610120 MEN/BOYS OVERCOAT/SIM ARTICLE		1795		724
610130 MEN/BOYS WIND JACKET/SIM ART.	436	1006		3689
610190 OVERCOAT ETC.MEN OTH TEX KNIT.	1820	11195	3644	13394
610210 APPAREL/CLOTH/ACCESSORIES,WOOL			384	2528
610220 APPAREL/CLOTH ACCES,OF COTTON,	294	684	51	69
610230 APPAREL/CLOTH ACCES,M-MADE FIB	49445	149339	97	393
610290 APPAREL/CLOTH OF TEX MATEL,	52	11647	103	4289
610310 SUITS MEN'S/ BOYS KNITTED/CROC	5941	38562	4780	28938
610322 MEN/BOYS,ENSEMBLE,COTTON,KN/CR	149	358		109
610323 MEN/BOYS,ENSEMBLE SYN/FIB,KNIT		13		
610329 MEN/BOYS,ENSEMBLE OTH TEX MAT,	1775	9309	1616	3763
610331 JACKET/BLAZER MEN/BOY,WOOL F/H			4819	7745
610332 JACKET/BLAZER MEN/BOY COT/KNIT	8471	52157	79	2837
610333 JACKET/BLAZER MEN/BOYS SYN FIB	1293	15319	2023	3244
610339 JACKET/BLAZER MEN/BOYS OTH TEX	63504	336665	17513	31049
610341 TROUSERS,ETC.MEN/BOYS WOOL F/H		432		
610342 TROUSERS,ETC.MEN/BOYS COT/KNIT	2454	7493	444	2653
610343 TROUSERS, ETC.MEN/BOYS SYN FIB		1561		580
610349 TROUSERS,ETC.MEN/BOYS TEX MAT	34562	149491	2580	11587
610413 WOMEN/GIRLS,SUITS SYN FIBLE.				118
610419 WOMEN/GIRLS,SUITS OTH TEX MAT	946	16587		24
610422 WOMEN/GIRLS,ENSUMBLE,COTT/KNIT	12	66		65
610423 ENSEMBLES W/GRIL SYN KNIT/CROC				14191
610429 WOMEN/GIRLS ENSEMBLE,TEX MAT	181	627	695	719
610431 JACKETS/BLAZER W/GIRL WOL K/CR	3	3		
610432 JACKET/BLAZER W/GIRL COT KN/CR	51	3387	240	398
610433 JACKE/BLAZER W/GIRL SYN KN/CR	498	4995	63	1098
610439 JACKE/BLAZ W/GIRL OTH TEX K/CR	3933	23454	6769	13814
610441 DRESSES W/GIRL WOOL/HAIR KN/CR		7		
610442 DRESSES W/GIRL COTTON KNIT/CRO	1196	5198	2324	5575

Contd.

## 10.11 Imports by Economic Categories (Detail)

(In Thousand Rupees)

Items	Nov., 2016	From July, 2016	Nov., 2015	From July, 2015
610443 DRESSES W/GIRL SYN FIB KNIT/CR		142		116
610444 DRESSES W/GIRL ARTFIB KNIT/CR		59		
610449 DRES W/GIRL OTH TEX MAT KNT/CR	151	2052	45	90
610452 SKIRTS/D-S W/GIRL COT KNIT/CRO	9	17	86	153
610453 SKIRTS/D-S W/GIRL SYN KNIT/CRO	4	4		70
610459 SKIRTS/D-S W/GIRL OTH TEX K/CR	40	1104	15	586
610462 TROUSERS ETC OF COTTON KNI/CRO	1119	4085	1229	4835
610463 TROUSES ETC OF SYN FIB KNITED	598	1549	2712	2736
610469 TROUSERS ETC OF OTH TEX MAT KN	804	3343	639	2285
610510 MEN/BOYS SHIRTS COTTON KNI/CRO	3581	26128	1397	12455
610520 MEN/BOYS SHIRTS M-MAD FIB K/CR		4362	1264	5873
610590 MEN/BOYS SHIRTS O/TEXTILE K/CR	49936	256193	19887	91944
610610 W/GIRL SHIR/BLOUSES COT KN/CRO	435	7842	7360	22971
610620 W/GIRL SHIR/BLO M/MADE FIB K/C	1643	32883	531	888
610690 W/GIRL SHIR/BLOU OTH TEXMATK/C	1650	5591	2148	13948
610711 UNDERPANTS ETC M/BOY COT KN/CR	311	6064	2030	6598
610712 UNDERPANT ETC M/BOYS M/MAD FIB	3	15	5	5
610719 UNDERPANT ETC M/BOYS OTH T/MAT	76	1340		641
610721 NIGHTSHIRTS&PYJAMAS OF COTTON	117	1162	209	629
610722 NIGHTSHIRTS&PYJAMAS M/MADE FIB		29		12
610729 NIGHTSHIRT/PYJAMAS OTH TEX MAT	1552	2936	1521	1857
610791 BATHROBES ETC OF COTTON M/BOYS		1780	14	247
610799 BATHROBE ETC OF OTH TEX KN/CRO	163	1655	696	2656
610811 WO/GIRL SLIP, PETTICOAT KNIT/CR			612	8199
610819 SLIP PETTICOAT OTH TEX MATERIA			15	15
610821 W/GIRL BRIE/PANTIES COT KN/CR	105	346	67	334
610822 W/GIRL BRIEF/PANTIES M/MAD FIB		669		
610829 W/GIRL BRIEF/PANTIES OTH T/MAT	184	796		621
610831 W/GIRL N-DRESS/PAJAMA COT KN/CR	213	692	118	2047
610832 W/GIRL N-DRESS/PAYJAMS M/M FIB			187	580
610839 W/GIRL N-DRESS/PAJAMAS TEX MAT	238	5041	96	587
610891 BATHROBE W/GRL COTTON KNIT/CRO		1	4	239
610892 BATHROBE W/GRL MAN-MADE KN/CRO		228	37	95
610899 BATHROBE W/GRL OTH TEX KNI/CRO	374	612	581	1239
610910 T-SHIRT, SINGLET, VEST COT K/CR	12528	42327	31236	265780
610990 T/SHIRT, OTH TXT KN/CR	5683	42757	48650	221685
611011 JERSEY, PULOVER, CARDIGAN, WOLLEN	6213	17535	1045	2106
611012 JERSEY, ETC. WOOL, KASHMIR GOAT		3	3	2410
611019 OTH JERSEY PULOVER ETC. WOOLEN	20671	124855	4189	10648
611020 JERSEY, PULOVER ETC. OF COT K/C	6680	46872	6780	38579
611030 JERSEY, PULOVER M/MADE FIB K/C	495	23225	62796	179358
611090 JERSEY, ETC. OTH TEXT. MATERIAL	37199	336595	70589	238839
611120 BABY GARMENT OF COTTON KNIT/CR	1109	21254	700	14153
611130 BABY GARMENT OF SYN FIB KNI/CR	1490	33783	12027	32018
611190 BABY GARMENT OF OTH TEX KNI/CR	135841	657060	67099	325121
611211 TRACK SUITS COTTON KNIT/CROCH	157	362	676	1744
611212 TRACK SUITS SYB FIB KNIT/CROCH	141	691		
611219 TRACK SUITS OTH TEX MAT KNI/CR	63	1416	371	811
611220 SKI SUITS OF WIMEN KNIT/CROCHD	26	26		
611231 MEN/BOYS SWIMWEAR SYN FIB K/CR			30	48
611239 MEN/BOYS SWIMWEAR OTH TEX K/CR		882		
611241 WOM/GIRL SWIMWEAR SYN FIB K/CR		81	19	405
611249 WOM/GIRL SWIMWEAR OTH TEX K/CR	10	104	264	452
611300 GARMENT MADE UP KNIT/CROCH FAB		59	6	99
611420 OTH GARMENT COTTON KNIT/CROCH	855	6723		720
611430 OTH GARMENT MAN-MADE FIB KN/CR	9	347		
611490 OTH GARMENT, OTH TEX MAT KN/CRO	948	21908	3383	25046

Contd.

## 10.11 Imports by Economic Categories (Detail)

(In Thousand Rupees)

Items	Nov., 2016	From July, 2016	Nov., 2015	From July, 2015
611510 GRADUATE COMPRESS HOSIERY	44306	284275	42304	227936
611521 OTHER PANTY HOSE AND TIGHTS	344	2210	615	1968
611522 O-PANTY HOSE&TIGHTS S-FIB>67DX		244		
611529 O-PANTY HOSE OTH-TEXTILE MATE	9270	46542	243	5813
611530 OTH-W-MEN FULL/KNEE LENG HOSIE	12328	84950	22564	126701
611594 OTH HOSIERY WOOL/FINE ANI HAIR			3	3
611595 OTH HOSIERY OF COTTON	476	7461	716	7927
611596 OTH HOSIERY OF SYNTHETIC FIBRE				473
611599 OTH HOSIERY OF OTH TEX MATERIL	1340	7598	1839	5213
611610 GLOV,MITTEN,ETC PCAS/RUBER K/C	430	1644	864	4449
611691 GLOVE,MITTN,MIT KN/CR WOL/HAIR				109
611692 GLOVE,MITTENS ETC KN/CROC COTT	160	871	102	257
611693 GLOVE,MITTENS ETC KNIT SYN FIB	445	4265	170	3412
611699 GLOVE,MITTENS ETC KNIT TEX MAT	203	13039	2109	6476
611710 SHAWL,SCARVE,MUFFLER,VEILS ETC	3503	43138	26208	89451
611780 OTH MADE UP CLOTHING ACCESRIES	540	1368	235	949
611790 PARTS OF GARMENT OR CLOTH ACSS	345	664	560	2633
620111 MEN/BOYS OVERCOAT WOOL NOTKNIT		16	852	1977
620112 MEN/BOYS OVERCOAT COT NOT KN/C	4	9		76
620113 OVERCOAT MAN-MADE FIB NOT KNIT		754		1035
620119 OVERCOAT SIM ART OTH TEX MATER	2	9101	657	16663
620191 OTH OUTER GARMENT WOOL MEN/BOY		1074	12549	53877
620192 OTH OUTER GARMENT COT MEN/BOYS	5963	9162	304	1088
620193 OTH OUTER GAR M/MADE FIB M/BOY	3014	4425	1588	2574
620199 OTH OUTER GAR OTH TEX MAT M/BOY	1050	7095	3560	7434
620211 OVERCOAT ETC W/GRL WOOL N/KNIT	112	112		
620212 OVERCOAT ETC W/GRL COT N/KNIT	21	673		109
620213 OVERCOAT ETC W/GRL M/MAD N/KNT		1851	470	859
620219 OVERCOAT ETC W/GRL O/TEX N/KNT	874	2451	540	3201
620291 SKI/JACKET W/GRL WOOL NOT KNIT		28	31	2226
620292 SKI/JACKET W/GRL COT NOT KNIT		44		515
620293 SKI/JACKET W/GRL M/MADE N/KNIT		471		1436
620299 SKI/JACKET W/GRL TEX MAT N/KNIT	377	2536	430	2611
620311 SUIT MEN/BOYS OF WOOD NOT KNIT	2311	4002		2407
620312 SUIT MEN/BOYS SYN FIB NOT KNIT	231	335	23	73
620319 SUIT MEN/BOYS TEX MAT NOT KNIT	20306	95068	5146	47019
620322 ENSEMBLE MEN/BOY COT NOT KNIT	502	6306	722	3676
620323 ENSEMBLE MEN/BOY SYN FIB N/KNIT		1037	369	6799
620329 ENSEMBLE MEN/BOY OTH TEX N/KNT	3234	15349	30494	99082
620331 JACKET ETC MEN/BOY WOOL N/KNIT	6240	7287	55	2164
620332 JACKET ETC MEN/BOY COT N/KNIT	532	5293	2344	4465
620333 JACKET ETC MEN/BOY SYN FIB N/K	1108	7014	10727	15456
620339 JACKET ETC MEN/BOY OTH TEX N/K	44024	181277	89582	420217
620341 TROUSER,BIB,BRES ETC WOL M/BOY	2675	8404	3059	13599
620342 OTH TROU BIB M/BOY COTT N/KNIT	31612	86680	5307	48057
620343 OTH TROU BIB M/BOY SYN N/KNIT	4074	10090	1275	5624
620349 OTH TROU BIB M/BOY TEXT N/KNIT	6315	58804	65163	215275
620411 SUIT WOMEN/GRL OF WOOL N/KNT		33		
620412 SUIT WOMEN/GRL OF COT N/KNIT		104		180
620413 SUIT WOMEN/GRL OF SYN N/K		648		47
620419 SUIT WOMEN/GRL OF TEX MAT N/K	4595	26240	1323	8406
620422 ENSEMBLE WOMEN OF COT N/KNIT	4	4		9
620423 ENSEMBLE WOMEN OF SYN FIB N/K				102
620429 ENSEMBLE WOMEN OF TEX FIB N/K		418	383	2250
620432 JACKET W/GRL OF COT N/KNIT	1983	4359		45
620433 JACKET W/GRL OF SYN FIB N/KNIT	1993	8465	11122	44000
620439 JACKET W/GRL OF TEX MAT N/KNIT	1021	2894	535	2708

Contd.

## 10.11 Imports by Economic Categories (Detail)

(In Thousand Rupees)

Items	Nov., 2016	From July, 2016	Nov., 2015	From July, 2015
620442 DRESSES W/GRL COTTON NOT KNIT	1083	12129	2515	18503
620443 DRESSES W/GRL SYN FIB NOT KNIT	611	1273		74
620444 DRESSES W/GRL ART FIB NOT KNIT		5454	7570	83319
620449 DRESSES W/GRL TEX FIB NOT KNIT	1568	3539	53	311
620452 SKIRTS W/GRL COTTON NOT KNIT	11	424	181	765
620453 SKIRTS W/GRL SYN FIB NOT KNIT		21		
620459 SKIRTS W/GRL TEX FIB NOT/KN/CR	152	218	117	117
620461 TROUSER W/GRL WOOL NOT KNIT/CR		13		
620462 TROUSER W/GRL COTTON NOT KNIT	1158	10820	4972	12355
620463 TROUSER W/GRL SYN FIB NOT KNIT		233	7239	8437
620469 TROUSER W/GRL TEX MAT NOT KNIT	22168	68047	3384	10072
620520 SHIRTS MEN/BOYS OF COT N/KNIT	10743	35496	11531	51577
620530 SHIRTS MEN/BOYS OF M/MAD N/KNIT	178	376		1979
620590 SHIRTS MEN/BOYS OF TEX MAT N/K	7766	20532	4047	16184
620610 BLOUSES W/GRL SILK NOT KNITTED		3618		
620630 BLOUSES W/GRL COT NOT KNITTED	1662	3314	857	6809
620640 BLOUSES W/GRL M/MADE NOT KNIT	2431	3660	206	376
620690 BLOUSES W/GRL TEX MAT NOT KNIT	757	5106	8963	13250
620711 UNEDERPANT ETC MEN/BOY COTTON	1033	3436	32	848
620719 UNDERPANTS ETC MEN TEX MAT NK	78	276		115
620721 NIGHTSHIRT/PYJAMA MEN COT N/K	23	50		69
620722 NIGHTSHIRT/PYJAMA MEN M/MAD NK				43
620729 NIGHTSHIRT/PYJAMA MEN T/MAT NK	23	718	576	3425
620791 BATHROB ETC MEN COTTON N/KNIT		21		
620799 BATHROB ETC MEN TEX MAT N/KNIT	1889	4640	206	865
620811 SLIPS/PETTICOAT W/GRL COT N/NK	22	417		372
620819 SLIPS/PETTICOAT W/GRL T/MAT NK	885	2607		199
620821 NIGHTDRESS/PYJAMA WOMEN COT NK		471	139	628
620822 NIGHTDRESS/PYJAMA WOMEN M/M NK		83		327
620829 NIGHTDRESS/PYJAMA WOMEN T/M NK	2238	11217	3939	15016
620891 BATHROB ETC W/GRL COTTON N/NK	176	766		994
620892 BATHROB ETC W/GRL M/MAD FIB NK				162
620899 BATHROB ETC W/GRL TEX MAT N/NK	192	1765	3536	7625
620920 BABIES GARMENT ETC COT N/KNIT	837	8427		3541
620930 BABIE GAR&CLOTH SYN FIB N/KNIT	6636	11476	131	989
620990 BABIE GAR&CLOTH TEX MAT N/KNIT	8354	46371	12767	115778
621010 GAR MADE UP FAB H-56.02/56.03	726	3891	1960	10439
621020 OTH GAR MEN/BOY H-6201-11,19		78		260
621040 OTH MEN/BOYS MADE UP FAB	625	1059	126	995
621050 OTH MEN WOMEN/GIRL FAB N/KNIT	207	449	128	2171
621111 SWIMWEAR MEN/BOYS NOT KNITTED	405	1361		249
621112 SWIMWEAR WOM/GIRL NOT KNITTED	81	133	181	191
621120 SKI SUITS NOT KNIT/CROCHETED		18		130
621132 OTH GAR MEN/BOYS OF COTTON		1289		622
621133 OTH GAR MEN/BOYS OF M/MADE FIB		1513	277	1019
621139 OTH GAR MEN/BOYS OF TEX MATERI	530	2608		1815
621142 OTH GAR WOM/GIRL OF COTTON	256	269	150	918
621143 OTH GAR WOM/GIRL OF M/MADE FIB	5	182	111	128
621149 OTH GAR WOM/GIRL OF TEX MATERI	2060	16408	1418	2744
621210 BRASSIERES	36924	149472	50222	252849
621220 GIRDLES AND PANTY-GIRDLES	2102	10592	7158	18840
621230 CORSELETTES		13		
621290 BRACES,SUSPENDERS,GARTER&PARTS	22654	73251	18700	69188
621320 HANDKERCHIEFS OF COTTON	444	4367	1204	14455
621390 HANDKERCHIEFS OF OTH TEX MAT	4251	20584	2068	18115
621410 SHAWLS,SCARVES ETC & LIKE SILK		161	911	1154
621420 SHAWLS,SCARVES ETC & LIKE WOOL	446	446	1252	44535

Contd.

## 10.11 Imports by Economic Categories (Detail)

(In Thousand Rupees)

Items	Nov., 2016	From July, 2016	Nov., 2015	From July, 2015
621430 SHAWL,SCARVE ETC&LIKE SYN FIB	515	11986		10870
621440 SHAWL,SCARVE ETC&LIKE ART MAT		7		937
621490 SHAWLS OF OTH TEX MATERIALS	17570	90351	15059	75156
621510 TIES,BOW TIES&CRAVATS OF SILK	1396	3077	202	2486
621520 TIES,BOW TIES&CRAVATS M/M FIB	71	694	276	1835
621590 TIES,BOW TIES&CRAVATS TEX MAT	2626	11051	1788	11944
621600 GLOVES, MITTENS AND MITTS.	8395	50229	11436	42778
621710 MADE UP CLOTHING ACCESSORIES	1924	12273	8320	31038
630110 ELECTRIC BLANKETS	30	224	9	200
630120 BLANKET/TRAVEL RUGS OF WOOL/H	123	715	105200	105855
630130 BLANKET/TRAVEL RUGS OF COTTON	132	261	2345	3208
630140 BLANKET/TRAVEL RUGS OF SYN FIB	756233	2744761	534400	1842076
630190 BLANKET/TRAVEL RUGS OF TEX MAT	5221	37051	11411	74537
630210 BED LINEN,KNITTED/CROCHETED	17256	64043	21757	63850
630221 OTH BED LINEN,PRINTED,N/KNIT		11069		
630222 OTH BED LINEN,PRINTED M/MADE		6249		
630229 OTH BED LINEN,PRINTED MILL-MAD	25	326	3845	3931
630231 OTH BED LINEN COTTON N/KNIT/CR	5	333	505	636
630232 OTH BED LINEN OF MAN-MADE FIB			2636	3196
630239 BED LINEN OTH TEX MAT NOT KNIT	110312	294593	32816	121125
630240 TABLE LINEN KNITTED/CROCHETED				58
630251 TABLE LINEN OF COTTON KNITTED	50	282		72
630259 TABLE LINEN OF OTH TEX MATERIA		5	32	1224
630260 TOILET & KITCHEN LINEN COTTON	613	4223	26	1266
630291 OTH TOILET/KITCHEN LINEN COTTN	73	249	263	481
630293 TOILET/KITCHEN LINEN M/MAD FIB	21	265		317
630299 TOILET/KITCHEN LINEN TEX MAT	861	2131	20	1070
630312 CURTAINS/BLINDS/VALANCE SYN FIB		485		21
630319 CURTAINS/BLINDS/VALANCE TEXMAT	474	1175		119
630391 OTH CURTAN,BLIND,VALANC OF COT		306		384
630392 OTH CURTAINS/VALANCE OF SYN FIB	2097	13466	5500	47518
630399 OTH CURTAINS/VALANCE OF TEXMAT	196	1129	158	4944
630411 BED-SPREADS KNITTED/CROCHETED		48		
630419 BED-SPREADS, OTHERS	779	2358	851	7038
630491 OTH FURNISHING ARTICLES KNITED	227	1247	116	2911
630492 OTH FURNISHING ARTICLE COT KNT	51	278	102	186
630493 OTH FURNISHING ARTICLE SYN FIB	2	1703	103	173
630499 OTH FURNISHING ARTICLES TEXMAT	1025	1297	420	826
630510 SACK/BAGS OF JUTE OTH TEX FIB	42194	168645	48072	235014
630520 SACKS AND BAGS OF COTTON	51	663		141
630532 SACK/BAGS MAN-MADE TEX MATERIL		5679	2186	21172
630533 SACK/BAGS OF POLYETHYLENE/PROP	3704	48306	7183	58195
630539 OTH SACK/BAGS MAN-MADE TEX MAT	5540	82825	25041	163194
630590 SACKS/BAGS OTH TEX MATERIAL	589	3279	5190	17265
630612 TARPULINS,AWNINGS ETC SYN FIB	22536	190374	36386	116091
630619 TARPULINS,AWNINGS OF TEX MAT	2555	25928	13919	16903
630622 TENTS OF SYNTHETIC FIBRES	5	5263	32507	39845
630629 TENTS OF OTH TEX MATERIAL	536	7604	80	748009
630630 SAILS OF OTH TEXTILE MATERIAL		285		
630690 OTH CAMPING GOODS OTH TEX NAT		438	263	359
630710 FLOOR/DISH/CLEANING CLOTH ETC	3881	21746	2067	17489
630720 LIFE-JACKETS AND LIFE-BELTS	8718	32040	1640	15832
630790 OTH MADE UP ARTICLE DRESS PTN	39243	221226	43293	185773
631090 USED&NEW RAGS,SCRAP ETC TEXMAT	3369	18202	3999	52676
640110 FOOTWEAR INCORPORATPROTE M-TOE	8	69		159
640199 OTH FOOTWEAR NES UPPER NOT FXD	93	1134		924
640212 SPORTS FOOTWEAR,SKI-BOOT ETC			72	495

Contd.

## 10.11 Imports by Economic Categories (Detail)

(In Thousand Rupees)

Items	Nov., 2016	From July, 2016	Nov., 2015	From July, 2015
640219 OTH SPORTS F-WEAR SOLES RUB/PL	4094	70226	2008	72253
640220 F-WEAR WITH UPPER STRAP ASSEMB	233	17931	68	11021
640291 F/WEAR COV ANKLE SOLE/UPPERS		695	744	1541
640299 OTH F/WEAR SOLE/UPPER RUB/PLAS	47820	293636	31942	286585
640312 SPORTS FOOTWEAR SKI/SNOWBOARD		14		
640319 OTHER; SPORTS FOOTWEAR	13243	257827	79104	359698
640320 FOOTWEAR OUTER SOLE OF LEATHER	533	12019	49901	184460
640340 OTH FOOTWEAR WITH METLTOE CAP	16228	48400	7154	33525
640351 OTH FOOTWEAR SOLE COV ANKLE		75	376	4119
640359 OTH FOOTWEAR OUTERSOLE LEATHE	360	1423	969	7287
640391 OTH F-WEAR OUTERSOLE COMP LEA		1101	5485	19551
640399 OTH F-WEAR O/S RUB, PLAS, LEA	49526	296207	72723	418063
640411 SPORTS FOOTWAR SHOES RUB/PLAS	64899	269719	105879	340048
640419 OTH FOOTWEAR OUTER SOLE RUB/PL	372898	2791601	349452	1896518
640420 FOOTWEAR OUTERSOLE COMP LEATHR	3504	7900	1337	5205
640510 FOOTWEAR UPPER/COMP LEATHER	95028	1057541	119796	919580
640520 FOOTWEARS UPPER TEX MATERIAL	39181	181255	780	4064
650400 HATS&OTH HEADGEAR PLAITED	239	954	74	7406
650500 OTH HATS AND HEADGEAR KNITTED	2802	30011	2653	12419
650610 SAFETY HEADGEAR	79134	201398	56634	169612
650691 OTH HEADGEAR RUBBER/PLASTICS	208	1399	708	1545
650699 OTH HEADGEAR OF OTH MATIRIALS	434	8206	43119	48609
650700 HEADBAND LINING COVERHAT FOUN	1527	3961	886	6325
660110 GARDEN OR SIMILAR UMBRELLAS	8050	24899	7329	36399
660191 OTH UMB WITH TELESCOPIC SHAFT			48	405
660199 OTH UMBRELA/SUN UMBRELLAS	23404	67956	12185	36033
660200 WALKING STICKS SEAT STICKS	1396	5143	335	2384
660320 UMBRELLA FRAMES INCL F/MOUNTED	3	66		32
660390 OTH PATS/FITTING UMBRELLAS	232	683		101
670210 ARTICLE MADE ARTIFICIAL FLOWER	6694	28970	6854	31726
670290 ARTIFICIAL FLOWER,FOLIAG O/MAT	18129	105951	19323	133341
670300 HUMAN HAIR DRESSED THINNED BLE	1	26	153	382
670411 COMPLETE WIG OF SYN.TEXT MAT.	110	250	231	683
670419 OTH BEARD, EYE BROW SYN.TEX MA	714	4202	1599	2466
670420 WIGS,BEARDS OF HUMAN HAIR	27	51		92
691090 OTH CERAMIC SINKS WASHBASIN PE	599	3452		3673
691110 TABLEWARE & KITCHENWARE	181357	747233	186091	796723
691190 OTH HOUSEHOLD ARTICLES OF PORN	52900	166915	56791	162530
691200 CERAMIC TABLEWEAR KITCHENWEAR	327	58824	4010	50786
691310 STATUT ORNAMENT PORCELAIN CHI	887	3108	301	3203
700992 FRAMED GLASS MIRRORS	10342	43947	9333	44418
701010 AMPOULES	8751	26499	15930	96066
701020 STOPPERS,LIDS AND OTH CLOSURES	2620	14794	2988	14456
701190 OTHER, GLASS ENVELOPES	31	1831	38	902
701310 INDOOR D?COR OF GLASS CERAMICS	4158	26025	5220	25249
701328 OTH STEMWARE DRINKING GLASS	2332	16415	1337	18661
701333 O-DRINKING GLASS LEAD CRYSTAL				23
701337 OTH DRINKING GLASS O/T GL-CEMI	2142	32933	4432	33966
701341 G-WARE TABLE,KICH LEAD CRYSTAL			4	4
701342 G-WARE LINEAR C-EXPENSION-5x10		87		
701349 O-GL-WARE L-C-EX=5x10 T,0-300C	204405	992424	162419	663962
701391 OTH GLASS-WARE OF LEAD CRYSTAL		54	17	417
701590 OTH CLOCK/WATCH/NON-CORRETVE	130	434	69	386
701690 OTH PAVING BLOCKS/SLABS/BRICKS	158	3438	409	9703
701710 LAB HYG/PHAR GL-WARE W/N GRADU	1477	18187	1771	12206
701720 LAB HYG/PHAR GLASSWARE L/C=10K	437	1756	438	1111
701790 OTH LAB GLASSWARE ETC N.S.	5799	46433	4579	30175

Contd.

## 10.11 Imports by Economic Categories (Detail)

(In Thousand Rupees)

Items	Nov., 2016	From July, 2016	Nov., 2015	From July, 2015
701810 GLASS BEADS, S/PERAL/PRE-STON	114595	408617	102762	349770
701820 GLASS MICROSPHERRES=1MM DIA	6128	36620	3306	43894
701939 OTH WEBS,MATTRESSES,BOARD ETC	90755	419863	56194	334536
701940 WOVEN FABRICS OF ROVINGS	5639	13618	431	6595
701951 OTH WOVEN FABRICS WIDTH=30 CM	104	2135	246	3780
701952 OTH WOV FAB WID<30CM WT<250G/M		3		
701990 OTH ARTICLES OF GLASS FIBRES.	27212	152795	30198	143090
711299 OTH WASTE/SCRAP PRECIOUS METAL	1038	4467	1695	12055
711311 ARTICLE OF JEWELLERY OF SILVER				62
711319 ART OF JEWEL OF OTH PRE METAL		16692	167	20484
711320 ART(JEWELRY)BASE MTL-CLD P-MTL		19		3
711411 ART OF SILVER WARES W/N PLATED		268		
711419 ART OF PRE METALS W/N PLAT	141	162		995
711420 OTH WARES/PARTS OF BASE METALS		9		
711510 CATALYST INFORM WIRE/GRIL PLAT		416	44413	54878
711590 OTH ART PREMET/MET CLAD P/MTL	4556	24516	1105	19086
711610 ART NATURAL/CULTURED PEARLS				86
711620 ART PRECIOUS/SEMI-PRE STONES		41	30	58
711711 CUFF-LINKS/STUDS-BASE METAL	1098	3335	1392	4958
711719 OTH IMITATION JEWELLERY B/METL	42096	466393	71660	413311
711790 OTH IMITATION JEWEL B/METL,N.S	29839	87156	21479	124105
731829 OTH COACH SCREW,BOLTS,NUT I/S	12272	50140	13726	71849
731940 SAFETY PINS & OTHER PINS	1967	11619	3018	14449
732090 OTHER,SPRING OF IRON AND STEEL	37392	150689	22163	109054
732111 COOKING APPLI&PLATE WARMER GAS	30933	154459	28616	118730
732112 COOK APPLI/PLAT WARMER LIQ FUL	438	488		21
732119 O-COKING APPLI INCL SOLID FUEL	2644	28243	4022	19171
732181 OTH APPLI FOR GAS & OTH FUELS	9049	12131	2140	5196
732182 OTH APPLI FOR LIQUID FUEL			2261	3728
732189 OTH APPL INCL APPLI SOLID FUEL	60	1961	38	1074
732290 OTH AIR HEATER&HOT AIR DUSTRBU	28	46728	11009	29876
732310 IRON/STEEL WOOL,POT SCROEL ETC	29842	100953	29333	100628
732391 OTH BUCKETS OF CAST IRON ENAMA	18	381	246	816
732392 OTH H-HOLD ART CASTIRON ENAMA	319	605	140	1424
732393 OTH DOMESTIC UTENSILS STA-STEL	2102	14769	2531	20577
732394 OTH DOMESTIC UTENSIL IRON/STEL	43958	140321	32131	109187
732399 OTH H-HOLD ARTCL, PART THEREOF	53645	230010	57887	250422
732410 SINK&WASH BASIN STAINLESS STEL	1908	33694	2902	21890
732421 BATH TUBS CASTIRON W/N ENAMEL	354	10601	64	1265
732429 OTH BATH,SINK,W-BASIN ENA IRON	9399	57390	7280	42618
741539 OTH THREAD ARTICLES OF COPPER	3788	9442	6893	41677
741810 TABLE,KITCH/OTH HOUSEHOLD ARTI	516	536		811
741820 OTH SANITARY WARE,PARTS COPPER		266		3386
741910 CHAIN,PARTS THEREOF OF COPPER		622		
741991 CAST,MOULDED,STAM,FORGED,COPPE	12	1910	4	385
750720 TUBE OR PIPE FITTING NICKEL		1144		2312
761490 OTH STRAN WIR,ROP,CABL,PL ALUM	41348	823013	423801	794339
761510 TABLE,KITCH,POT POLISHPAD ALUM	11770	35399	4625	21972
761520 SANITARY WARE&PATS OFALUMINIU		11	220	501
761610 NAILS,BOLT,NUT,SCREW ETC ALUMI	256	3152	1108	11845
761691 CLOTH,GRIL,FENCING OF ALUM WIR	132	6346		5194
780420 LEAD, POWDERS AND FLAKES				127
790500 ZINC PLAT SHEET, STRIP & FOIL		34		
800300 TIN BAR, ROD, PROFILE AND WIRE		4598		1194
820900 PLATE STICK,TIPS TOOL CERMET	7156	32890	10666	42006
821000 HAND-OPERATE MECHANICAL APPL	3260	24061	6230	17022
821110 SETS OF ASSORTED ARTICLES		254	148	252

Contd.

## 10.11 Imports by Economic Categories (Detail)

(In Thousand Rupees)

Items	Nov., 2016	From July, 2016	Nov., 2015	From July, 2015
821191 TABLE KNIVES HAVING FIX BLADE.	1716	10153	1138	7899
821192 OTH KNIVES HAVE FIXED BLADES.	4091	17363	3118	18662
821193 KNIVE OTH THAN FIXE BLADES.	735	2015	382	1011
821194 BLADES	326	2735	6534	8956
821195 HANDLES OF BASE METAL	34	152		97
821210 RAZORS	72120	320839	84967	381103
821220 SAFETY RAZOR BLADES,	65465	201002	30702	245109
821290 OTHER PARTS	2337	13127	3032	12562
821300 SCISSORS,TAILORS,SHEARS BLADE	2403	14572	3044	11755
821410 PAPER KNIVES,LETTER OPENER,ETC	17058	61841	21789	69493
821420 MANICURE OR PEDICURE SETS.	1130	13871	2479	14057
821490 OTH ARTICLES OF CUTLERY .	6990	27471	7226	28918
821510 SET OF ASORTED ARTICLE-PRECMTL		756	190	706
821520 OTH SETS OF ASSORTED ARTICLE.	2168	8168	1424	6183
821591 OTH ARTICLE,NOT INSETS,PLATED		41		3
821599 OTHER ARTICLES	7791	30748	11683	29697
830110 PADLOCKS	159292	628186	84855	383650
830120 LOCKS FOR MOTOR VEHICLES.	8091	35247	6679	50290
830130 LOCKS FOR FURNITURE	72563	277622	55059	216974
830140 OTHER LOCKS	40280	280785	34954	259255
830150 CLASPS AND FRAMES WITH CLASPS.	237	811	46	428
830160 PARTS OF LOCKS	1606	19929	3781	30418
830170 KEYS PRESENTED SEPARATELY	541	6557	1729	10619
830210 HINGES	41839	162572	27823	145295
830220 CASTORS	9847	90404	11145	45109
830230 OTH MOUNTING,FITING MOT-VEHICL	989	2762	52	1002
830241 OTH MOUNTING,FITING BUILDING	425	8373	2208	10460
830242 OTH MOUNTING,FITING FURNITURES	83876	292437	30416	211463
830249 OTH FITINGS OF BASE METAL N.S.	30591	143830	24629	120313
830250 HAT-RACKS,HAT-PEGS,BRACKET&FIX	3637	7889	871	11190
830300 ARMOURED/REINFORCED SAF B-MTL.	12790	24824	4886	11034
830400 FILING CARD-INDEX CABINET/TRAY	731	7123	1001	3068
830510 FITTING FOR LOOSE-LEAF BINDERS	488	7339	435	4964
830520 STAPLES IN STRIPS	26476	77240	15273	73687
830590 OTH, INCLUDING PARTS	12488	48326	13780	34728
830610 BELLS,GONGS ETC.ELECTRIC METAL	1124	3790	583	3465
830621 STATUETT OTH ORNAMENT BASE MTL		7		
830629 OTH STATUETT OTH ORNAMENT	1866	10892	2395	13331
830630 PHOTOGRAPH,PICTURE FRAME MIRROR	270	747	26	1211
830710 FLEXIBLE TUBING OF IRON/STEEL	18425	64746	10265	129966
830790 FLEXIBLE TUBING OF BASE METAL	19395	100783	14541	86886
830810 HOOKS, EYES AND EYELETS	13197	74709	13826	74993
830820 TUBULAR OR BIFURCATED RIVET	28531	144992	19923	163078
830890 OTH ARTICLES B/METAL INC/PARTS	32273	109396	24997	141087
830910 CROWN CORKS OF BASE METAL	57	4432	2739	31094
830990 OTH;SCREW CAPS POURING STOPERS	33377	190250	55571	219344
831000 SIGN-NAME PLATE,ETC.BASE METAL	1055	7158	556	2977
831110 COATED ELECTRODE OF BASE METAL	66490	425894	68906	407048
831120 CORED WIRE OF BASE METAL,	10583	68009	8118	25649
831130 COATED RODS&CORED WIRE,B/METAL	12333	101913	6886	51413
851290 PARTS OF THE HEADING NO.85.12	1533	8003	1495	11137
852290 OTH T/COM EQ/AC HD 85.19-85.21	54618	228385	2650	15782
852321 CARDS INCORPORTAING MAG STRIPE	28032	92147	6166	148095
852329 MAGNETIC DISCS	1137	8265	2970	8810
852341 OTHER OPTICAL MEDIA UNRECORDED	15558	41215	12610	29333
852349 OTHER OPTICAL MEDIA	206765	762072	72123	1617535
852351 SOLID STATE NON-VOLATILE STORA	16435	105846	21216	80453

Contd.



## 10.11 Imports by Economic Categories (Detail)

(In Thousand Rupees)

Items	Nov., 2016	From July, 2016	Nov., 2015	From July, 2015
852352 SMART CARDS SEMICONDUCT MEDIA	310259	1056573	267686	2122461
852359 PROXIMITY CARDS AND TAGS	19010	112509	9102	72406
870990 PARTS,H-NO.87.09 OF WORK TRUCK	206	94030	1729	8479
871499 OTHER,PARTS AND ACCESSORIES	19951	99819	16861	74461
880390 OTH PARTS OF H-88.01 OR 88.02	181143	1507070	343042	2190394
902000 OTH BREATHING APP & GAS MASK,	26551	89709	11932	96410
902110 ORTHOPAEDIC/FRACTURE APPLIANCE	2602	31891	5586	15721
902121 ARTIFICIAL TEETH	320	744		656
902129 OTHER; DENTAL FITTINGS	262	2072	994	14805
902131 ARTIFICIAL JOINTS	75988	231307	55379	202654
902139 OTH ARTIFICIAL PARTS OF BODY	76877	574148	249971	819712
902140 HEARING AIDS,EXCL PART/ACCESSO	4259	17673	10094	31046
902150 PACEMAKER STIMULAT HEART MUSCL	39032	162739	11389	169680
903300 PARTS& ACCE OF HEARING AIDS	41688	165331	7225	116480
910111 WRIST WATCH,ELE OPE,MECH DISPL	92	305	51	888
910119 O-W-WATCH ELECTRICALLY OPERATED	4648	11503	2175	16848
910121 O-WRIS-WATCH,AUTOMATIC WINDING		45		
910129 O-W-WATCH,W/N INCO.STOP WATCH	113	3181	204	2198
910191 OTH. POCKET-WATCH ELE OPERATED		6		
910199 O-WATCHES INCL STOP WATCHES	413	1748	102	2507
910211 W-WATCH,MACH DISPL O/TH H-9101	138	16626	7479	19646
910212 W-WATCH,OPTO ELECTRONIC DISPLY				89
910219 O-W-WATCH W/N INCOR STOP WATCH	13389	54600	18252	54513
910221 W-WATCH,AUTO-WIND O/T H-9101	63	944	2671	2723
910229 O-W-WATCH O/THAN H-9101	159413	613153	225913	964762
910299 O-POCKET/STOP WATCH O/T H-9101	408	33231		35052
910310 CLOCK WATCH MOVE ELECT OPERATD	45	113	556	556
910390 OTH,CLOCKS WATCH MOV EX.91.04	398	463	22	336
910400 INS PANEL CLOCK-AIR&SPACECRAFT		49		12
910511 ALARAM CLOCK,ELECTRICALLY OPE.	1104	3157	1035	5021
910519 OTHER, ALARAM CLOCK	819	4534	167	2363
910521 WALL CLOCK,ELECTRICALLY OPERAT	5937	29410	3734	15971
910529 OTHER WALL CLOCKS	6587	30247	5307	20828
910591 OTH,CLOCK ELECTRICALLY OPERATD	239	1272	45	1023
910599 OTHER CLOCKS	676	3322	451	3230
910610 TIME-REGISTER,TIME RECORDERS	23	768	264	1389
910690 OTH,TIME OR DAY RECORDING APPA	4323	23586	5107	13749
910700 TIME SWITCHES WITH CLOCK/WATCH	8994	50702	14010	63946
910811 WATCH MOVE ELEC.OPE MACH DISPL		108	6	142
910812 WATCH OPTO-ELECTRONIC DISPLAY				129
910819 OTH,WATCH MOVE ELECT.OPERATED		76	18	277
910890 OTH,WATCH MOVE COMPLETE ASSEMB	92	218	98	497
910910 ELE OPER.CLOCK MOVE COMP/ASSEM				111
910990 OTH CLOCK MOVEMENT COMP&ASSEMB	271	1455	500	5958
911011 COMP MOVE,UNASSEMBLED WATCH		302	1113	7267
911012 INCOM MOVE,ASSEMBLED OF WATCH				14
911090 OTH,COMP MOVE WATCH/CLOCK UN-A	45	586	135	357
911120 WATCH CASES BASE METAL,W/N G/S	14	14		323
911180 OTHER;WATCH CASES		85	389	963
911190 PARTS OF WATCH CASES	611	2294	938	11385
911220 CLOCK CASE&CASE OF SIMIL GOODS	505	3180		1117
911290 PART OF CLOCK CASE/SIMILR CASE	14	718		211
911320 WATCH STRAPS,BAND OF BASE METL	9	49		569
911390 OTH,WATCH STRAPS,BANDS PART	894	2713	1003	1882
911430 DIALS	11	93	33	541
911490 OTH;CLOCKS OR WATCH PARTS,N.S.	1401	7703	1323	7762
920190 OTH,HARPSICHORD KEYBOARD STRIN	162	990		744

Contd.

## 10.11 Imports by Economic Categories (Detail)

(In Thousand Rupees)

Items	Nov., 2016	From July, 2016	Nov., 2015	From July, 2015
920210 OTH STRING PLAYED WITH A BOW				558
920290 OTH,STRING MUSICAL INSTRUMENTS	1278	2039	275	3128
920510 BRASS-WIND INSTRUMENTS	158	1486		864
920590 OTH,WIND MISICAL INSTRUMENTS,NS		16		
920600 PERCUSSION MUSICAL INSTRUMENTS	108	108		48
920710 KEYBOARD INS,O/THN ACCORDIONS	17	17		
920790 OTH,MUSICAL INSTRUMENTS	528	3268		2596
920810 MUSICAL BOXES	355	1099	337	1020
920890 OTH;MECHANICAL STRET ORGAN,INS	2136	8672	1345	8489
920930 MUSICAL INSTRUMENT STRINGS	30	41		17
920991 OTH PARTS & ACCE FOR PIANOS.				60
920992 PARTS&ACCE MUSICAL INS H-92.02	72	201	596	1300
920994 PARTS&ACCE MUSICAL INS H92.07	67	67		
920999 OTH;PARTS&ACCE(CARDS,DISCS)	254	525		58
930190 OTHER MILITARY WAPONS	3944	207368		35810
930200 REVOLVERS PISTOLS,O/TH93.3.04	809	91598	27701	189367
930310 MUZZLE-LOADING FIREARMS			2038	5397
930320 OTH,SPORTING,HUNTING SHOTGUNS		1254	536	5936
930330 OTH,SPORT,HUNTING,SHOTING RIFL		134	30125	30256
930390 OTH;FIREARMS,DEVIC OPE FIR EXP	176	224	92	1160
930400 OTH,ARMS OF HEADING NO.93.07	4791	18929	135	10796
930510 PARTS ACCE OF REVOLVERS,PISTOL		1452		
930520 PARTS&ACC.SHOTGUNS/RIFL.H-9303				342
930599 OTH PART&ACCE.ARTILERY H93.01		4784	22	296
930621 SHORTGUN CARTRIDGES			17902	26044
930629 OTH,PARTS OF SHORTGUNS CARTRIG		1635	15	4146
930630 OTH,CARTRIDG & PARTS THEREOF.		7332		14539
930690 OTH;AMMUNITION OF WAR & PARTS.	1308	1382		
930700 SWORDS,CUTLASSES,BAYONETS,LANC	4	4		105
940110 SEATS OF A KIND USED,AIRCRAFT.	2497	6076	2989	11533
940120 SEATS FOR MOTOR VEHICLES.	1346	13306	3431	9858
940130 SWIVEL SEATS VARIABLE HEIGHT.	19343	120352	12302	82116
940140 SEATS O/THN GARDEN SEATS,CAMP	1979	17035	2727	13355
940151 SEATS OF CANE,OSIER,BAMBOO.		2847	236	797
940159 OTH SEATS AND PARTS THEREOF	1903	7403	398	2393
940161 OT,SEATS UPHOLSTERED WOOD FRAM	5450	19058	2465	6770
940169 OTHER SEATS,WITH WOODEN FRAMES	2605	9979	3243	23412
940171 OT-SEATS UPHOLSTERED METALFRAM	12147	55855	8776	47827
940179 OTHER SEATS;WITH METAL FRAMES	32136	170029	17312	86692
940180 OTHER SEATS WITH METSL FRAMES	15585	86537	15622	62149
940190 PART OF THE SEATS OF H-94.01.	224200	981054	132461	632454
940310 METAL FURNITURE USED IN OFFICE	2485	32942	2118	14762
940320 OTH,METAL FURNITURE O/THN OFFI	15216	96221	95626	134163
940330 WOODEN FURNITURE-OFFICE USE	17140	88831	14632	69946
940340 WOODEN FURNITURE-KITCHEN UES	9238	47865	4669	28705
940350 WOODEN FURNITURE FOR BEDROOMS	38111	177785	30275	136303
940360 OTHER WOODEN FURNITURE	12286	73525	10074	59582
940370 FURNITURE OF PLASTICS	3573	23722	6406	22418
940381 FURNITURE OF OTHER MATERIAL	11	585	108	1648
940389 OTHER FURNITURE OF CANE, OSIER	597	22913	9163	31656
940390 PARTS FURNITURE H -NO.94.03.	28932	62095	7181	45002
940410 MATTRESS SUPPORTS	1028	1482		270
940421 MATTRESS CELLU RUBBER/PLSTIC	576	1732	595	3198
940429 MATTRESS OF OTHER MATERIALS	31	5814	622	8101
940430 SLEEPING BAGS	26	76	100	148
940490 OTH,ARTI BEDDING&SIMI FURNISH.	7987	27334	10047	36166
940510 CHANDELIERS & OTH ELE CEILING.	405310	1855423	170858	1655206

Contd.

## 10.11 Imports by Economic Categories (Detail)

(In Thousand Rupees)

Items	Nov., 2016	From July, 2016	Nov., 2015	From July, 2015
940520 ELECTRIC TABLES,DESK,BEDSIDE	7484	33657	4025	37514
940530 LIGHTING SETS CHRISTMASTREES	220319	296363	122773	172456
940540 OTH ELE LAMPS,LIGHTING FITTING	375044	1116937	239153	630571
940550 NON-ELE LAMPS LIHTING FITTING.	108	1390	252	2613
940592 PARTS OF PLASTIC H-94.05,N.E.S	1764	12951	1024	3000
940600 PREFABRICATED BUILDINGS.	197255	1377573	185817	857719
950300 TRICYCLES,SCOOTERS,PADAL CARS	346495	1898555	354013	1816776
950420 ARTI&ACCE, BILLIARDS ALL KIND	1296	14101	2722	12472
950430 OTH GAMES OPERATED BY COIN	5719	33626	2836	41862
950440 PLAYING CARDS	4299	20252	3894	22948
950450 VIDEO GAMES CONSOLES&MACHINES	1794	4161	509	1286
950490 OTH;ARTICLES FOR FUNFAIR,TABLE	8726	25374	5049	18898
950510 ARTI FOR CHRISTMAS FESTIVITES.	2844	7387	3341	8811
950590 OTHER ENTERTAINMENT ARTICLES	42900	146918	32828	115894
950611 SNOW SKIS		427		
950619 OTH;SNOW SKI EQUIPMENT.	42	1036	1724	7679
950629 OTH;WATER SKI,SURF BOARD W-SPO	482	11726	489	51716
950631 GOLF CLUBS COMPLE/OTH GOLF EQU	138	541		218
950632 GOLF BALLS	1000	3175	196	1636
950639 OTHER;GOLF EQUIPMENTS	71	937	255	2221
950640 ARTI,EQUIP FOR TABLE-TENNIS.	1302	6554	595	4007
950651 LAWN-TENNIS RACKETS,W/N STRUNG	822	1246	773	2015
950659 OTH; BADMINTON,SIMILAR RACKET	9031	44511	11451	70701
950661 LAWN TENNIS BALLS	9272	39655	14456	49193
950662 INFLATABLE BALLS	1977	9646	1988	7161
950669 OTH BALL O/THN GOLF,T-TEN BALL	2632	13282	5609	19242
950670 ICE SKATES,ROLLER INCL SKABOOT	805	4088	1152	5391
950691 EQUIP. FOR OTHER PHY EXERCISE	65145	365358	88136	344280
950699 OTHER;SPORTS GOODS N.E.S.	3068	46788	26912	90899
950710 FISHING RODS	78	774		242
950720 FISH -HOOKS,W/N SNELLED	815	1744		1967
950730 FISHING REELS		11	118	283
950790 OTH LINE FISHING TACKLE NETS	675	1347	131	1674
950810 TRAVELLING CIRCUSES/MENAGERIES	67769	67769	36594	36594
950890 SWINGS,SHOOTING GALLERIES ETC.	24187	90324	17416	55323
960190 OTH,ANIMAL CARVING MATERIL,ART	8	275		327
960200 WORKED VEGE,MINERAL MATERIAL	108726	478711	2886280	3196407
960310 BROOM,BRUSHE,CONS TWIN,VEG-MAT	177	5963	482	5230
960321 TOOTH BRUSHE,INCL DENT-PLA BRU	59242	286104	43007	191595
960329 OTH;SHAVING,HAIR,NAIL BRUSHES.	13059	48142	6366	28475
960330 ARTST,WRITING,SIMILAR BRUSHES	3664	7549	1152	9097
960340 PAINT,DISTEPER,VARNISH BRUSHES	2327	21645	4426	10270
960350 OTH BRUSHES CONSTI PART MACHIN	6727	15516	784	15969
960390 OTH;HAND OPE MECHANICAL F-SWEPR	24310	128178	30558	136098
960400 HAND SIEVES AND HAND RIDDLES.	30	188		163
960500 TRAVEL SETS FOR PERSONALTOILE.	572	1590	92	1167
960610 PRESS-FASTENERS,SNAP-FASTENER.	6292	78660	14918	95179
960621 BUTTON OF PLASTICS,NOT COVERED	90336	426804	48283	186724
960622 BUTON OF BASE METAL,COVER TXT	37492	150254	19505	102142
960629 OTHER BUTTONS	50593	163538	40184	149736
960630 BUTTON MOULD,PART,BUTTON BLANK	29	45	99	172
960711 SLIDE FASTENER FIT CHAIN SCOP.	48872	149688	29733	131398
960719 OTHER;SLIDE FASTENERS	86741	432290	94072	409944
960720 PARTS; SLIDE FASTENERS	12702	59116	14089	59609
960810 BALL POINT PENS	22942	100460	12854	70533
960820 FELT TIPPED.PORUS TIPPED PEN	7757	66627	11681	84818
960830 FOUNTAIN PEN,STYLOGRADH PEN	4340	28716	5676	23407

Contd.

## 10.11 Imports by Economic Categories (Detail)

(In Thousand Rupees)

Items	Nov., 2016	From July, 2016	Nov., 2015	From July, 2015
960840 PROPELLING OR SLIDING PENCILS				263
960850 SETS OF ARTICLES FROM TWO FOR-H	238	3759	1019	2901
960860 REFILLS FOR BALL POINT PEN.	28320	67320	14448	71925
960891 PEN NIBS AND NIB POINTS	28771	157470	35680	132226
960899 OTH;PEN,PENCILS,SIMILAR HOLDER	31158	103993	32736	98199
960910 PENCILS&CRAYON W-LEADS ENCASED.	120674	672633	109990	488689
960920 PENCIL LEADS,BLACK OR COLOURED	15687	45569	34968	80105
960990 OTH;PENCIL,DRAWING CHARCOALS.	1187	25048	7919	41207
961000 SLATES&BOARDS,WRITING/DRAWING	861	6560	1927	11255
961100 DATE,SEALING OR NUMBERING STAMPS	2729	7660	857	5511
961210 TYPEWRITER OR SIMILAR RIBBONS	11297	47939	7906	49142
961220 INK-PADS	434	954	132	511
961310 POCKET LIGHTERS,GAS FUELLED	26794	69395	25684	97812
961320 POCKET LIGHT,GAS FUELL,REFILLABLE	1801	3996	16143	23587
961380 OTHER LIGHTERS	3202	7629	1588	8128
961390 PARTS OF CIGARETTE LIGHTERS	313	900		71
961400 SMOKING PIPE&CIGAR OR CIG.HOLDER	450	2712	621	3922
961511 COMBS,HAIR-SLIDES,OF HARD RUBBER	5643	23679	4526	17264
961519 OTH;HAIRPINS,CURLING PINS,LIKE	2557	19290	1234	14478
961590 OTH;COMBS HAIR-SLIDES,LIKE,PAR	45655	367118	45773	239023
961610 SCENT SPRAY SIMILAR TOILET SPRAY	13514	56078	13527	55577
961620 POWDER-PUFFS&PADS FOR APPLICATION	2312	8732	1298	6462
961700 VACUUM FLASKS&OTHER VACUUM VESSELS	85841	260340	98445	227492
961800 TAILORS,DUMMIES&OTHER LAY FIGURES	1772	11457	12556	26977
970110 PAINTING,DRAWING,PASTELS.	52	14504	47	425
970190 OTH COLLAGES&SIMILAR DECORATIVE	569	6871		6062
970200 ORIGINAL ENGRAVINGS,PRINTS.		1835		
970300 ORIGINAL SCULPTURES&STATUARY	763	4211		3147
970400 POSTAGE&REVENUE STAMPS,STAMPS		54		
970500 COLLECTIONS&COLLECTORS, PIECES.			266	1239
970600 ANTIQUES OF AN AGE EXCEEDING 100 YEARS		11		
990900 TRANSACTIONS LESS THAN RS.1000	13939	18036	545	19771
991000 SAMPLES HAVING NO COMMERCIAL VALUE	108049	2042233	63747	3248641
<b>2. RAW MATERIAL TOTAL ( A + B )</b>	<b>209953197</b>	<b>967371561</b>	<b>195330183*</b>	<b>971847772</b>
<b>A. CONSUMER GOODS TOTAL</b>	<b>174464807</b>	<b>803445548</b>	<b>163610408*</b>	<b>808314941</b>
050400 GUTS,BLADDERS,STOMACH OF ANIMAL	782	8459	898	6020
050510 FEATHER,USED FOR STUFFING;DOWN	201	235		
050590 OTH SKINS AND PARTS OF BIRDS	31944	178573	17334	92037
050610 OSSEIN,BONES TREATED WITH ACID	392	3763	1870	7367
050690 OTH POWDER & WASTE OF BONES	1936	5306	1404	4621
050790 OTH TORTOISE-SHELL WHALEBONE	186	202	68	68
050800 CORAL&SIMILAR MATERIAL/POWDER	187	1189	26	288
051000 AMBERGRIS,CASTOREUM CIVET,MUSK		646	117	197
051110 BOVINE SEMEN	21297	54711	15561	28706
051191 PRODUCTS OF FISH, CRUSTACEANS	171	171		1304
051199 OTH ANIMAL PRODUCTS NOT ELSEWHERE	43	43		
060110 BULBS TUBERS,TUBEROUS,ROOT,ETC	16957	46602	10006	64347
060120 BULB TUBERS,ROOTS,CHICORY PLANT		264		
060210 UN-ROOTED CUTTINGS AND SLIPS		95	63	361
060220 TREES,SHRUBS,BUSHES,GRAFTED	1052	2955		
060240 ROSES,GRAFTED OR NOT	294	3301		
060290 OTHER LIVE PLANTS	18007	76824	15273	53329
060311 ROSES FRESH	183	3147	1014	4121

Contd.

## 10.11 Imports by Economic Categories (Detail)

(In Thousand Rupees)

Items	Nov., 2016	From July, 2016	Nov., 2015	From July, 2015
060313 ORCHIDS FRESH		29		42
060314 CHRYSANTHEMUMS FRESH	2167	14404	1411	15062
060315 LILIES FRESH			24	214
060319 OTH FRESH FLOWER,BUDS FOR BOUQ	1486	7090	400	3054
060390 OTH FLOWERS & FLOWERS BUDS	2398	12630	175	2201
060490 O.PARTS OF PLANTS FOR BOUQUETS		2497		23
110812 MAIZE (CORN), STARCH	16645	117368	15123	82698
110813 POTATO, STARCH	66732	263880	47180	171902
110814 MANIOC (CASSAVA) STARCH	2206	10820	1136	11079
110819 OTHER STARCHES	106	11453	682	2209
110820 INULIN	2555	10200		5918
110900 WHEAT GLUTEN,WHETHER/NOT DRIED	17104	86870	13080	66393
120110 SOYA BEAN SEED	1703858	17662346	7214365	14144952
120190 SOYA BEAN,W.OR-N-BROKEN/SHELED	31	1237	38	41
120230 GROUND-NUTS SEED		64		
120241 OTH GROUND NUTS IN SHELL	102496	137439	80774	135219
120242 GROUND-NUTS SHELLED BROKEN/N-B	194087	471623	219458	506377
120300 COPRA	275762	679812	261037	921693
120400 LINSEED,WHETHER OR NOT BROKEN	5004	5046	404	404
120510 LOW ERUCIC ACID RAPE/COLZASEED	4625158	14354140	3681407	14966025
120590 OTHER RAPE/COLZA SEED		47		
120600 SUNFLOWER SEED,WHETH/NOT BROKE	2760372	4384000	17790	38047
120721 SEEDS FOR CROP (COTTON SEEDS)		469		11
120740 SESAMUM (SESAME) SEEDS	1456	1936		
120750 MUSTARD SEEDS		44801		74710
120760 SAFFLOWER SEEDS	3437	5340	1331	2767
120770 MELON SEEDS		2591	2886	2886
120791 POPPY SEEDS		256		
120799 OTH,OIL SEED/OLEAGINOUS FRUITS		43575	13749	29336
120810 FLOUR AND MEALS OF SOYA BEANS		1197		987
120890 FLOUR/MEALS OF OTH OIL SEEDS		766		750
120910 SUGAR BEET SEED USE FOR SOWING	2333	75800		53425
120921 LUCERNE (ALFALFA) SEED	26477	253559	33482	573844
120922 CLOVER (TRIFOLIUM) SEED	307168	1942250	179461	2280661
120925 REY GRASS SEED	2878	8640		
120929 OTHER SEEDS OF FORAGE PLANTS	32158	133671	1934	131279
120930 SEED OF HERBACEOUS PLANTS		3226	63	2066
120991 OTHER; VEGETABLE SEEDS	286617	1866441	241010	1918951
120999 OTH SEEDS OF FRUIT FOR SOWING	160752	1081185	137078	888429
121190 OTH PLANTS AND PARTS OF PLANTS	48305	274203	41606	265099
121221 SEAWEDS/ALGAE FIT FOR HUMAN	101	938	68	1627
130190 OTH;NATURAL GUM,RESIN & BALSAM	32797	123138	19206	151687
130212 SAP AND EXTRACTS OF LIQUORICE	43	43		
130213 SAP AND EXTRACTS OF HOPS				113
130219 OTH SAPS & EXTRACT OTH VEG SAP	25773	126347	21985	152312
130220 PECTIC SUBSTANCES,PECTINATES	40975	79636	9291	52321
130231 AGAR-AGAR	7461	12488	39	14043
130232 MUCILAGES&THICKENERS,LOC SEED	12257	95212	20709	82824
130239 OTHER MUCILAGES AND THICKENERS	29242	188959	44737	154949
140110 BAMBOOS	5266	20659	1539	9921
140120 RATTANS	6496	31154	4254	31000
140190 OTH VEG MATERIAL USED PLAITING				202
140490 TENDU LEAVES(BIDI LEAVES)	293448	1466134	244780	1216831
150190 POULTRY FAT OTH THAN H-02.09		9849		5704
150210 TALLOW (OTHER THAN OF H-15.03)	191800	781302	34456	473242
150300 LARD STEARIN/OIL,TALLOW OILS	3	3		
150410 FISH-LIVER OILS THEIR FRACTION	749	1805		

Contd.

## 10.11 Imports by Economic Categories (Detail)

(In Thousand Rupees)

Items	Nov., 2016	From July, 2016	Nov., 2015	From July, 2015
150420 FATS OILS THEIR FRACT OF FISH			1757	1758
150500 WOOL GREASE,CRUDE,FETTY SUBS		20078	2826	33883
150600 OTH ANIMAL FATS AND OILS/FRACT		416		716
150710 SOYABEAN OIL & ITS FRACT CRUDE	299828	5897130	1778224	8867593
150790 OTH SOYABEAN OIL & IT FRACTION	20361	98490	4999	40799
150890 OTH GROUND NUT OIL & ITS FRACT	354	1079	374	5865
150910 OLIVE OIL & ITS FRACT (VIRGIN)	16911	89475	17740	81477
150990 OTH OLIVE OIL & ITS FRACTIONS	50499	248329	49177	248456
151000 OTH OIL/FR,INCL BLENDS OF OIL	864	1993	44	134
151110 PALM OIL & ITS FRACTIONS CRUDE	721088	3609566	313180	3176979
151190 OTH PALM OIL & ITS FRACTIONS	16088878	66491397	12485289	71495507
151219 OTH SUNFLOWER SEE&SAFLOWER OIL	1624	13503	2865	16365
151229 OTH COTTON SEED OIL & IT FRACT		48		11
151311 COCONUT OIL,ITS FRACTION CRUDE	1756	1756	1595	28808
151319 OTH COCONUT OIL,ITS FRACTIONS	115462	423668	76877	319687
151329 OTH PALM KERNEL/BABASSU OIL	81453	666667	14035	368295
151419 OTH COLZA/MUSTER OIL,FRA/CRUDE		74		
151499 OTH RAPE SEED OIL ITS FRACTION		2		409
151519 OTH LINSEED OIL & ITS FRACTION		383		418
151529 OTH MAIZE OIL & ITS FRACTIONS	7596	24301	6456	24849
151530 CASTOR OIL AND ITS FRACTIONS	4923	13942	8417	16450
151550 SESAME OIL & ITS FRACTIONS	49	778	122	1285
151590 OTH FIXED VEGETABLE OILS/FRACT	1637	4204	1538	4994
151610 ANIMAL FATS /OILS&ITS FRACTION				
151620 VEG FATS/OILS AND ITS FRACTION	287616	1073602	181022	864725
151710 MARGARINE,EXCL LIQUID MARGARIN	11976	56874	23094	118812
151790 OTH MARGARIN,EDIB MIX/PREP ETC	147892	567102	134519	507996
151800 ANIMAL/VEG FAT/OILOXIDISE ETC	22607	70851	16237	83266
152000 GLYSEROL,CRUDE WATER & LYES	889	9981	54	54
152110 VEG WAX WHETHER OR NOT REFINED	827	18443	4733	16479
152190 OTH BEES WAXES,OTH INSECT WAX	2903	18169	1317	26293
152200 DEGRAS,RESIDUES ANIM/VEG WAXES	8997	25481	3670	7302
160100 SAUSE,PROD MEAT-FOOD PREP OFFL	703	4555	1560	4143
220710 UNDENATURE ETHYL ALCOHOL O/SPR		207	231	531
220720 ETHYL ALCOHOL/OTH SPIRITS DEN	8	9		
240120 TOBACO-WHOLY/PARTLY STE/STRIP	131562	433907	83043	479952
240130 TOBACCO REFUSE	5905	6210		85
251010 AAT,C/PHOS,ALUM/C/PHOS&PH/CUG	401086	2000629	459503	3163270
251020 AAT,C/PHOS,ALUM/C/PHOS&PH/CGD			2076	2076
270810 PITCH		9525	2301	5078
270820 PITCH COKE				1267
270900 PETROLEUM OILS FROM BITUMINOUS	22208275	101813876	16804103	129661796
271019 KEROSENE,INCL KER.TY. JET FUEL	36562119	159307397	26197082	132075966
271020 PETROLEUM OILS(OTH THAN CRUDE)		447		
271099 OTH WASTE OILS	1155	5029	3196	8644
271111 NATURAL GAS,LIQUIFIED	9122676	44423058		20670790
271112 PROPANE, LIQUIFIED		13920	365	11958
271114 ETHYLENE,PROPYLENE,BUTYLENE				209
271119 OTH GAS HYDROCARBONS LIQUIFIED	2696383	8904750	1837462	6453385
271121 NATURAL GAS,IN GASEOUS STATE		77		
271290 OTH PETROLEUM WAX ETC	14351	77091	8987	68494
271311 PETROLEUM COKE;NOT CALCINED	46018	51295	60345	304688
271312 PETROLEUM COKE; CALCINED		17680	1097	26499
271320 PETROLEUM BITUMEN	172319	901228	779129	2078899
271490 OTH BITUMEN & ASPHALT NATURAL.	876	27296	3091	17920
290110 SATURATED ACYCLIC HYDROCARBONS	102	3438	4382	8658
290121 UNSATURATED ETHYLENE.	480017	3338670	1059782	3489714

Contd.

## 10.11 Imports by Economic Categories (Detail)

(In Thousand Rupees)

Items	Nov., 2016	From July, 2016	Nov., 2015	From July, 2015
290123 UNSATURAT BUTENE/ISOMER THROF			13	13
290129 OTH UNSATURATE ACYCLIC HYDCARBN	503	7066	1361	2868
290211 CYCLOHEXANE	54	2026		52
290219 OTH CYCLANES/CYCLOTERPENES	20108	105124	22368	118216
290220 BENZENE, PURE		6		
290230 TOLUENE, PURE	69022	246744	65324	292888
290241 O-XYLENE	149993	805256	152243	648786
290242 M-XYLENE			3415	3415
290243 P-XYLENE	1482377	11543871	1472088	9849179
290244 MIXED XYLENE ISOMERS	11345	94895	25936	83082
290250 STYRENE	356365	1881089	390672	1979296
290290 OTH CYCLEC HYDROCARBONS	11719	42006	14923	72574
290311 CHLOROMETHANE,& CHLOROETHANE		27		3427
290312 DICHLOROMETHANE(METHYLEN CHLRD	30100	170688	25466	221467
290313 CHOLOROFORM(TRICHLOROMETHANE)	15433	91302	26392	178394
290315 ETHYLENE DICHLORIDE(1,2-DI CH)	189213	622018	128209	848371
290319 OTH SATAR DERIV ACYCL HYDCARBN	5264	61837		21831
290321 UNSATURATED VINYL CHLORIDE	2215	2215		
290322 UNSATURATED TRICHLOROETHYLENE	20232	112198	18574	76083
290323 UNSATURATE TETRACHLOROETHYLENE	10440	38055	14453	58800
290331 ETHYLENE DIBROMIDE(1,2,DIBROM)		3		
290339 OTH FLUORINATED,BRO DERIVATIES	53108	312573	30948	321643
290371 CHLORODIFLUOROMETHANE	49003	311504		27427
290372 DICHLOROTRIFLUOROETHANS			2189	2189
290373 DICHLOROFUOROETHANES	43819	58219		3249
290374 CHLORODIFLUOROETHANES		4119		
290376 BROMOCHLORO-DIFLUOROMETHAN ETC		494		
290377 PENTACHLOROFLUORO METHANE	871	6633	1191	12161
290379 OTH CHLORODIFLUOROMETHANE	2918	8166	81096	309506
290391 CHLOROBENZENE,O-DI/P-DI CHLORO	17	4363	39	6990
290399 OTH HALOGENATED DERIV H.CARBON	30	9350		6793
290410 DERIV SULPHO GRP IT SALT/EYHYL	8453	43020	12533	42935
290420 DERIVAT ONLY NITRO/NITRO GROUP		14461	1953	10236
290490 OTH,SUPHO,NITRAT NITROS H'CARB	4117	17904	3640	13917
290511 SATURAT METHANOL(METHYL ALCHL)	232821	1144159	285434	1350487
290512 PROPYL/ISOPROPYL ALCOHOL	127358	550627	95933	591136
290513 SATUR BUTAN-I-01(N-BUTYLALVHL	1243	16074	5532	41940
290514 OTHER SATURATED BUTANOLS	26811	84674	27596	113588
290516 SATUR OCTANOL/ISOMERS THEREOF	158101	1120290	184717	1277398
290517 DODECAN-1-O1HEXADECAN/OCTADEC	3736	28324	7097	36907
290519 SATUR MONOHYDRIC ALCOHOLS	1672	16330	1544	8690
290522 UNSATUR ACYCLIC TERPENE ALCOHL	2296	22941	3408	77670
290529 OTH UNSATUR MONOHYDRIC ALCOHOL	585	3273	182	4951
290531 ETHYLENE GLYCOL(ETHANEDIOL)MEG	2059703	9023843	2067670	8708763
290532 PROPYLEN GLYCOL(PROPAN-1,2-DIO	47761	464452	62231	424310
290539 OTHER, DIOLS	4880	24569	2923	52167
290541 2-ETHYL-2(HYDROXYMETHLY-PROPAN	195	8717	207	7731
290542 PENTAERYTHRITOL	62816	295557	52737	276998
290543 MANNITOL	9278	51514	8086	41812
290544 D-GLUCITOL (SORBITOL)	8609	20541	6569	15231
290545 GLYCEROL	90002	273053	45743	181996
290549 OTHER,POLUHYDRIC ALCOHOLS	2200	4077	1927	6162
290559 OTHER HALOGENATED, SULPHONATED	1362	4629	3106	3936
290611 MENTHOL	58550	192388	28214	82766
290612 CYCLOEXANOL,METHYL/DIMETHYL	493	1428	1878	3204
290613 STEROLS AND INOSITOLS	1314	11148	1436	5169
290619 OTH,CYCLANIC,CYCLENIC CYCLOTER	12560	37890	4248	40481

Contd.

## 10.11 Imports by Economic Categories (Detail)

(In Thousand Rupees)

Items	Nov., 2016	From July, 2016	Nov., 2015	From July, 2015
290621 BENZYL ALCOHOL	8139	32519	4898	18272
290629 OTH,AROMATIC CYCLIC ALCH HALOG	3605	11459	3472	22499
290711 PHENOL(HYDROXYBENZENE)IT SALT	54202	171069	53516	232671
290712 CRESOLS AND THEIR SALTS	667	5083		2569
290713 OCTYLPHENOL,NONYLPHENOL/ISOMER	6	6		
290715 NAPTHOLS & THEIR SALTS	7	3407	16	3543
290719 OTHER MONOPHENOLS	610	6204	1564	15819
290721 RESORCINAL AND ITS SALTS	141	4335	435	10433
290722 HYDROQUINONE (QUINOL)ITS SALT	2096	11582	737	9992
290723 4,4-ISOPROPYLDENEDIPHENOL/SALT	1855	19586	1535	18322
290729 OTHER, POLYPHENOLS	20797	50344	11216	41944
290819 OTH DERI CON ONL HALOGEN SUBST	340	5180	1953	9164
291511 FORMIC ACID	6438	104778	64372	175927
291512 SALTS OF FORMIC ACID	14069	201592	39678	191449
291513 ESTERS OF FORMIC ACID	60	2434	2801	3889
291521 ACETIC ACID	167689	643396	189838	988375
291524 ACETIC ANHYDRIDE		1345		38
291529 OTH,ACETIC ACIDE & ITS SALTS	4557	39043	1334	28408
291531 ETHYL ACETATE	1540	13070	9364	26563
291532 VINYL ACETATE	110000	541902	123064	689421
291533 N-BUTYL ACETATE	1	4850	213	4930
291536 DINOSEB (ISO) ACETATE	465	921		
291539 OTHER,ESTERS OF ACETIC ACID	71312	276572	116050	382790
291540 MONO/DI/TRICHLOROACETIC ACID-S	2696	4037	44	2294
291550 PROPIONIC ACID,ITS SALT/ESTERS	9854	39907	8349	26786
291560 BUTYRIC/VALERIC ACID/SALT/ESTR	21134	113837	19278	106427
291570 STEARIC ACID	6110	75006	25836	83538
291590 OTH SAT ACYCLIC MONOCARBOXYLIC	158468	608445	100579	531100
291611 UNSATU ACRYLIC ACID/ITS SALTS	18443	47943	12283	83189
291612 UNSATURATE ESTER ACRYLIC ACID	159880	527613	92844	640695
291613 UNSATU METHACRYLIC ACID/SALTS	584	8556	1850	5943
291614 UNSATU ESTER,METHARYLIC ACID	59859	356137	102946	332504
291615 OLEIC,LINOLEIC/LINOLENIC ACID	274	5401	1391	7549
291619 OTH UNSAT ACYCLIC M/CARBOX ACID	8625	47492	1325	47892
291620 CYC-LANIC,LENIC LOTEPHENI ACID	7139	31482	8246	43385
291631 BENZOIC ACID,ITS SALTS/ESTERS	21339	113007	14581	101072
291632 BENZOYL PEROXIDE/BENZYL CHLRID	2355	20876	2315	12433
291634 PHENYLACETIC ACID & ITS SALTS		440	437	528
291639 OTH,ARMATIC MONOCARBOXYIC ACID	82406	460355	83146	593921
291711 OXALIC ACID/ITS SALTS/ESTERS	20415	84447	17577	78566
291712 ADIPIC ACID,ITS SALTS/ESTERS	78153	345630	5557	181902
291713 AZELAIC/SEBACIC ACID/SALT/ESTR		480		13326
291714 MALEIC ANHYDRIDE	25388	87681	6259	66604
291719 OTH ACYCLIC POLYCARBOXYL ACID	8927	42559	8297	36339
291720 CYC-LANIC,LENIC LOTERPENC ACID	136	11182	2501	10718
291732 DIOCTYL ORTHOPHTHALATES				4277
291733 DINONY/DIDECYL ORTHOPHALATES		2217		4141
291734 OTH ESTERS ORTHOPHTHALIC ACID	20897	68828	8781	63948
291735 PHTHALIC ANHYDRIDE	28092	171587	73695	231593
291736 TERPHTHALIC ACID AND ITS SALTS	346377	2284919	148984	1401971
291739 OTH POLYCARBOXYLIC ACIDS/DERIV	48681	163871	28683	124238
291811 LACTIC ACID,ITS SALTS/ESTERS	9485	59906	2597	65312
291812 TARTARIC ACID	5762	16086	974	30291
291813 SALT & ESTER OF TARTARIC ACID	651	1015	3245	3442
291814 CITRIC ACID	110037	655019	162729	592312
291815 SALTS & ESTER OF CITRIC ACID	36114	125600	19284	121022
291816 GLUCONIC ACID,SALTS & ESTERS	12122	332838	69902	272783

Contd.



## 10.11 Imports by Economic Categories (Detail)

(In Thousand Rupees)

Items	Nov., 2016	From July, 2016	Nov., 2015	From July, 2015
291819 OTH CARBOXYLIC ACID W/ALCOHOL	5725	90127	816	49618
291821 SALICYLIC ACID AND ITS SALTS	1360	16573	1652	11640
291822 O-ACETYLSALIC ACID/SALT/ESTER	32069	64754	10394	39828
291823 OTH ESTER,SALICYLIC ACID/SALTS	2052	7559	1142	3653
291829 OTH CARBOXYLIC ACID+PHENOL FUN	36017	188305	27700	81239
291830 CARBOXYLIC ACID+ALDEHYDE/KETON	2983	23985	10324	34725
291891 2,4,5-T(ISO)(2,4,5-TRICHLOROPH		9528	3406	6699
292990 OTH COMP WITH OTH NITROGN FUNC	25054	119802	21236	95823
293020 THIOCARBAMATE/DITHIOCARBAMATES	13482	175727	1634	355003
293030 THIURAM MONO-,DI-,TETRASULPHID	7623	41042		
293040 METHIONINE	222520	1800519	277201	3124372
293090 OTHER ORGANO-SULPHUR COMPOUNDS	31586	191607	21382	409175
293110 TETRAMETHYL LEAD&T-ETHYL LEAD	1854	16337	11	13145
293120 TRIBUTYL TIN COMPOUNDS	1	652		684
293190 OTH O-ALKYL&(O-2-(DIALKYL,COMP	139446	467508	63259	402079
293211 TETRAHYDROFURAN	151	281		5268
293212 2-FURALDEHYDE (FURFURALDEHYDE)	6	6		2
293213 FURFURYL ALCOH/TETRAHYDRFURFYL		249		426
293219 OTH COMP UNFUSED FURAN RING	4179	23833	2165	26060
293220 LACTONES	14899	73907	9352	78234
293299 OTH HETEROCYCLIC COMP W/OXYGEN	118713	525914	67693	449983
293311 PHENAZONE & ITS DERIVATIVE	1339	5369	746	8531
293319 OTH COMP UNFUSE PYRAZOLE RING	12279	32859	2961	67065
293321 HYDANTOIN AND ITS DERIVATIVES	1600	12054	3711	10978
293329 OTH COMP UNFUSE IMIDAZOLE RING	78673	484126	134384	584523
293331 PYRIDINE AND ITS SALTS	20	391		1707
293332 PIPERIDINE AND ITS SALTS		165		
293333 ALFENTANIAL(INN)(ANILERIDINE)	2362	67620	10214	165870
293339 OTH COMP UNFUSE PYRIDINE RING	240349	1372532	336278	1341468
293349 OTH COMP QUINOLIN/ISO-QUINOLIN	142500	593871	147093	693366
293353 ALLOBARBITAL(INN)(AMBARBITAL)	59	1245		2999
293354 OTH DERIVATIVES OF MALONYLUREA				738
293359 OTH COMP PYRIMIDINE/PIPER RING	265294	1142453	201927	1130855
293361 MALAMINE	57957	244546	30945	197145
293369 OTH COMP UNFUSE TRIAZINE RING	15858	160293	16382	79168
293371 6-HEXANELACTAM(EPSILON-CAPROL)	825	3302	42	1396
293379 OTHER LACTAMS	22712	67581	75433	294870
293391 ALPRAZOLAM(INN) CAMAZEPAM(INN)	797	16480	1646	21430
293399 OTHER HETROCYCLIC COPMOUNDS	155014	844527	308974	874436
293410 COMP UNFUSE THIAZOLE RING	23867	149516	33199	147898
293420 COMP BENZOTHIAZOLE RING SYSTEM	11820	29080	5810	25337
293430 COMP PHENOTHIAZINE RING SYSTEM	2803	15372	5915	15925
293491 AMINOREX(INN),BORTIZOLAM(INN)	1215	2948		170
293499 OTHER NUCLEIC ACIDS&SALTS	802580	3342317	510813	2723688
293999 OTH VEGETABLE ALKALOIDS NATURL	35416	170794	41568	184305
294190 OTHER ANTIBIOTICS.	658414	3079886	611866	2598620
300692 WASTE PHARMACEUTICALS		7		
310100 ANIMAL/VEG FERTILIZER/PRODUCTS	1958	21869	2860	64858
310210 UREA,WHET OR NOT AQUEOUS SOLUT	722	13657	3542	1576002
310221 AMMONIUM SULPHATE	16274	234050	39577	520276
310229 MIX AMMONIUM SULPHATE/NITRATE		44993	36	59237
310230 AMMONIUM NITRAT,WHET/NOT AQUES	9265	58894	37467	65069
310240 MIXT,AMMONIUM NITRAT/CALC CARB	375	2519	417	417
310250 SODIUM NITRATE	6673	28299	8476	33869
310260 MIXT,CALCIUM/AMMONIUM NITRATE		1683		
310280 MIXT UREA/AMMONIUM NITRAT SOLU				6439696
310290 OTH,MIN/CHEM NETROG FERTILZER	1915	12091	1623	35933

Contd.

## 10.11 Imports by Economic Categories (Detail)

(In Thousand Rupees)

Items	Nov., 2016	From July, 2016	Nov., 2015	From July, 2015
310310 SUPER-PHOSPHATES	12146	14417		141358
310390 OTH,MIN/CHEM FERTILIZE PHOSPHT	26	2237		
310420 POTASSIUM CHLORIDE	9734	465422	19103	281459
310430 POTASSIUM SULPHATE	140641	677351	43051	996866
310490 OTH,MIN/CHEM FERTILIZE POTASIC	76052	520357	61652	483022
310510 MIN/CHEM FERTILIZER >10KG	101	77606	2043	2195
310520 MIN/CHEM FERTZ ELEM NIT/PHO/PT	31372	93870	35925	167876
310530 DIAMMONIUM HYDROG ORTHO-PHOSPH	10628493	33467832	15180675	44218199
310540 AMMONIUM DIHYDROGEN ORTHO-PHOS	3099	9932	4105	15825
310551 CHEM FERTZ CON NITRAT/PHOS		3714	197	172076
310559 OTH MIN/CHEM FERTZ NITRAT/PHOS	187	7304	516339	875919
310560 MIN/CHEM FERTZ ELEM PHOS/POTAS	367	367	368	1321
310590 OTH MINER/CHEMICAL FERTILIZER	4109	47053	7709	87088
320110 QUEBRACHO EXTRACT	805	39490	268	21526
320120 WATTLE EXTRACT	14035	162064	22779	147357
320190 OTH TANNING/EXTRACT VEG/GAMBER	28116	177159	44280	197695
320210 SYN ORGANIC TANNING SUBSTANCE	156130	781975	150998	624772
320290 OTH,INORGANIC TANNING SUBSTANCE	100211	485587	89475	448531
320300 COLOUR MATTER,VEG/ANIMAL	4065	28287	5584	21365
320411 DISPERSE DYES/PREP BASE THEROF	214110	832984	390748	1218162
320412 ACID DYES PREMOTALISE/PREP/DYE	132706	593557	135873	533538
320413 BASIC DYES/PREP BASE THEREON	65571	309246	77715	325407
320414 DIRECT DYES/PREP BASE THEREON	43431	140391	39852	168917
320415 VAT DYES INCL PIGMENT/PREPARAT	373557	1403403	321761	1346771
320416 REACTIVE DYES PREP BASE THREON	735225	3588326	693965	3444520
320417 PIGMENT PREP BASE THEREON	240860	1244378	179133	1203528
320419 OTH SYN ORGN COLOURING MATTER	123769	610284	83940	579559
320420 SYN ORGN PROD USE FLUORESCENT	55085	298259	64883	273264
320490 OTH,SYN ORGN COLOURING MATTER	1928	21132	9444	23700
320500 COLOUR LAKES,PREP AS SPECIFIED	27602	109814	11774	90472
320611 PIGMENT PREP TITANIUM DIOXIDE	433109	2508331	424989	2328414
320619 OTH,PIGMENT/PREP TITANIUM DIOX	3529	33847	7424	49561
320620 PIGMENT/PREP,CHROMIUM COMPOUND	5684	28069	12918	82100
320641 ULTRAMARINE/PEP BASE THEREON	7988	18282	5283	19474
320642 LITHOPONE/OTH PIGMENT/ZINC SUL	2799	12644	4858	18480
320649 OTH,COLOURING MATTER PREPARATN	78334	331513	61620	275194
320650 INORGANIC PRO USE LUMINOPHORES		560	247	1770
320710 PREP PIGMENT/OPACIFIER/COLOURS	4512	57488	14069	61488
320720 VITRIFIABLE ENAMEL/GLAZE/ENGOB	9042	35016	11586	31077
320730 LIQUID LUSTER/SIMILAR PREPARAT	324	7006	1052	6388
320740 GLASS FRIT/POWDER GRANULE/FLAK	82097	305121	61216	344718
320810 PAINT/VARNISH BASE ON POLYSTER	36951	174235	19126	104345
320820 PAINT/VARNISH,ACRY/VINYL POLYM	28373	171388	36533	205089
320890 OTH PAINT BASED ON POLYAMIDES	137290	755713	161549	761555
320910 PAINT/VARNISH ACRY/VINYL POLYM	10047	36764	683	40798
320990 PAINT/VARNISH,SYN POLYMER/AQS	12576	94553	13894	71537
321000 OTH PAINT & VARNISH FOR LEATHE	12546	100986	12463	63682
321100 PREPARED DRIERS.	19720	81260	21312	69711
321210 STAMPING FOILS	29669	145097	31736	123549
321290 OTH,PIGMENT DISPERSE NON AQUOS	29398	82330	18401	87176
321310 COLOURS IN SETS	3272	18660	7948	23646
321390 OTH COLOUR ARTIST/PAINTERS	89	1283	220	925
321410 GLAZIERS/GRAFTING PUTTY,RESIN	34092	161893	20531	141174
321490 NON-REFRACTORY SURFACING PREP	52250	236320	31885	186494
321511 ROLLING COATING PRINT INK BLK	106948	259084	25527	180241
340290 OTH ORG SURFAC ACT,WASH/CLEAN	222752	741797	203803	771746
340311 PREP TEXTILE/LEATHER/OIL MATRL	35177	198122	28959	183239

Contd.

## 10.11 Imports by Economic Categories (Detail)

(In Thousand Rupees)

Items	Nov., 2016	From July, 2016	Nov., 2015	From July, 2015
340319 LUBRICAT PREP CONT PET/MIN OIL	197262	724195	129910	647006
340391 OTH,PREP TEXT/LEATHER/FURSK ML	169901	885183	112655	750052
340399 OTH LUBRICAT PREP OIL/GREASE	73034	369628	50477	282943
340420 ART/PREP WAXES,POLYETHEL GLYCL	20884	129294	22825	110667
340600 CANDLES,TAPERS AND THE LIKE	7033	17337	10750	23887
340700 MODELING PASTE ETC RETAIL SALE	4677	25067	5609	37454
350110 CASEIN	1507	14945	2394	9421
350220 MILK ALBUMIN,INCL WHEY PROTEIN	52033	92211	5315	5323
350290 OTH ALBUMIN O/T EGG ALBUMIN		478		190
350300 GELATIN&GELATIN DERIVATIVE	432	47244	13050	31244
350400 PEPTONEDERV,PROTEIN SUBSTANCE	9952	35923	3522	22987
350510 DEXTRIN,OTH MODIFIED STARCHES	38391	207279	57519	226808
350520 GLUES	2952	19687	4504	29127
350610 PROD SUITABLE USE GLUE/ADHESIV	35528	121382	26446	128903
350691 ADHESIVE/RUBBER/PLASTIC/RESIN	165352	754776	106578	619503
350699 OTH PREP GLUE/ADHESIVE	25294	99990	11551	60650
350710 RENNET AND CONCENTRATE THEREOF	1979	4536	992	2374
360690 OTH FERRO CERIU/OTH PYROPHORC		18696		9
370110 X-RAY FILM,PLATE IN FLAT UNEXP	122535	504933	93221	526605
370120 INSTANT PRINT FILM UNEXPOSED		6		26
370130 OTH UNEXPOSED PLATE>255MM	58617	374088	38418	293947
370191 O.PL/FILM-COLOUR PHOTOGRAPHY				31
370199 OTH PHOTOGRAP/PLAT/FILM/UNEXPS		625		599
370210 PHOT-FILM ROLL UNEXPOSE,X-RAY	1666	3691		1379
370239 OTH PHOT FILM ROLL ST/UNEXPOSE		1456		1088
370243 PHOT FILM W>610MM,L<200M		19722	9056	37848
370244 PHOT FILMW>105MM BUT<610MM	35441	125744	13537	196235
370310 PHOT PAPER/BOARD/TEXT W>610MM		440	171	1007
370320 PHOT PAPER/BOARD/TEXT UNEX/COL	3571	6749	11019	40194
370390 OTH PHOT PAPER/BOARD TEXT UNEX	6705	33224	17098	61051
370400 PHOT PLAT/FILM PAPER/BOARD EXP	204	241		1011
370510 PHOT PLAT/FILM FOR OFFSET REP				286
370590 OTH PHOT PLAT/FILM		57	45	233
370610 CINEMAGRAPHIC FILM EXPO/DEVEL			150	311
370690 OTH CINEMA FILM EXPOSE DEVELOP	387	3732	613	2999
370710 SENSITISING EMULSIONS	13255	41373	6176	45400
370790 OTH CHEM PREP,PHOTOGRAPHIC USE	33278	90855	22248	91295
380110 ARTIFICIAL GRAPHITE	127	11001	3162	14161
380120 COLOIDAL/SEMI COLOIDL GRAPHITE	3473	3917	269	545
380130 CARBONEOUS PASTE ELECTRODE		2245	216	1855
380190 OTH,PREP GRAPHITE O/T CARBON	10629	23727	2264	8186
380210 ACTIVATED CARBON	7685	87866	24800	100147
380290 OTH ACT CARBON/NAT MINER PROD	7863	68239	6050	60436
380300 TALL OIL WHETHER/NOT REFINED		136	135	135
380400 RESIDUAL LYE FROM WOOD PULP NS	25981	93588	23971	126654
380510 GUM,WOOD,SULPHAT TURPENTIN OIL		1005		3148
380590 OTH TERPENIC OIL CONIFER WOOD	5502	41860	64199	99589
380610 ROSIN AND ROSIN ACIDS	43469	352505	54291	365196
380620 SALT OF ROSIN/RESIN ACIDS DERV		26095	25916	40285
380630 ESTERS GUMS		30322	12493	49463
380690 OTH,ROSIN,SPIRIT,OIL,RUN GUMS	5303	26087	5107	22963
380850 INSECTICIDE/RODENTICIDE/ETC		158	1	5676
380891 OTHER INSECTICIDES	226506	2245525	206044	2793317
380892 FUNGICIDES	164705	1486896	309401	1305441
380893 HERBICID,ANTISPROUTING PRODUCT	608264	3176631	717340	3516905
380894 DISINFECTANTS	31709	161198	21756	117386
380899 PLANT-GROWTH REGULATORS R.O-71	11147	89752	12597	52468

Contd.

## 10.11 Imports by Economic Categories (Detail)

(In Thousand Rupees)

Items	Nov., 2016	From July, 2016	Nov., 2015	From July, 2015
380910 FINISHING AGENT AMYLACOUS SUBS	592	1411		
380991 OTH FINISHING AGENT ETC TX ETC	283264	1266853	260342	1237766
380992 OTH FINISHING AGENT DYE CARIER	46068	141312	39763	154320
380993 OTH FINISHING AGENT DYE CARIER	75008	355373	62417	330531
381010 PICKLING PREP METAL SURFACE	23506	184586	30627	138327
381090 OTH PREP FOR METAL SURFACE	25885	186442	8487	226335
381111 ANTI-KNOCK PREP OF LEAD COMP		780		
381119 OTHER,ANTI-KNOCK PREPARATIONS	290	11007	6315	12614
381121 ADD LUBRICATE,PET OIL BIT MINE	446147	2317492	305210	1922028
381129 OTH ADDITIVE LUBRICATING OIL	23329	238225	34642	527064
381190 OTH PREP ADDITIVE FOR LIQU USE	50700	601688	200251	1026989
381210 PREPARED RUBBER ACCELERATORS	19605	86832	6329	96318
381220 COMPOUND PLASTICIZER RUB PL	825	4904	998	6303
381230 ANTI-OXIDISING PREPAR & COMPOU	126765	534925	106332	585724
381300 PREP/CHARG FIRE-EXTINGUISHERS	1237	32353	9527	23753
381400 ORGAN COMP SOLVENT/THINNER NES	50727	152756	11230	122051
381511 SUPORTED CATALYST WITH NI/COMP	121315	237714	17189	121976
381512 SUPORTED CATALYST WITH PR/METL	14114	14114	137182	161340
381519 OTHER,SUPPORTED CATALYSTS	425492	510580	5389	119824
381600 REFRACTORY CEMENT,MORTARS,CONS	82330	351492	26725	259607
381700 MIXE ALKYL-BENZEN&MIX AL-NAPHT	550194	3166812	789323	2641505
381800 CHEM ELEMENT/COMP DOP-ELECTRON		75	58	1205
381900 HYDRALIC BRAKE FLUIDS/LIQUIDS	19005	66935	11945	71618
382000 ANTI-FREEZING PREP/DEICE FLUID	10543	94008	20734	102044
382100 PREP CULTURE MEDIA MICRO-ORGAN	8531	40110	7559	33476
382200 DIAGNOSTIC/LAB REAGENTS/PR-DIA	608837	2745744	651889	2742077
382311 STEARIC ACID	53078	149743	30553	103616
382312 OLEIC (OLIVE) ACID	3885	21395	4168	12952
382313 TALL OIL FATTY ACIDS	992	6320		13734
382319 OTH INDUS MONOCARBOXYLIC F.ACI	216789	1222122	353456	1353699
382370 INDUSTRIAL FATTY ALCOHOLS	24716	101689	9931	64174
382410 PREP BINDER FOUNDRY MOUL CORES	8728	54209	11364	48154
382440 PREPARED ADDITIVES FOR CEMENT	54123	294103	29511	162882
382450 NON-REFRACTORY MORTAR CONCRETE	877	20773	3458	14768
382460 SORBITOL OTH SUB-H-NO.2905.44	59546	254719	47092	235007
382478 CON (PFCs)/(HFCs)BUT NOT(CFCs)	13593	87101		7440
382479 OTH MIX CON HALOGE DER OF METH	58947	71396	108	41239
382490 OTH,CHEMICAL PRODUCT/PREPARA	1185415	5768263	1387836	6775274
382550 WASTE OF METAL PICK LIQUORS		40		
382590 OTH RESIDUAL OF CEHM.INDUSTRY		1013	1020	4868
382600 BIODIESE&MIXTURE 70%WT-PET-OIL			115	148
390110 POLYETHYLENE SP GRAVITY<0.94	2350485	12893947	3679246	13712977
390120 POLYETHYLENE SP.GRAVITY>0.94	2513795	11864881	2873846	12470379
390130 ETHYLENE-VINYL ACETATE COPLMER	125468	675934	119437	698137
390190 OTH POLYMER OF ETHYLENE P.FORM	270526	1347003	186661	972672
390210 POLYPROPYLENE	3916221	15878948	3719724	17879414
390220 POLYISOBUTYLENE	1008	6966	87	15703
390230 PROPYLENE COPOLYMERS	1120606	4773502	1112560	5222865
390290 OTHER OLEFINS IN PRIMARY FORMS	25843	120663	24263	112974
390311 POLYSTYRENE EXPANSIBLE	16702	64449	14961	38750
390319 OTHER POLYSTYRENE	22051	118114	41603	159193
390320 STYRENE-ACRYLONITRILE COPOLYMR	33081	102614	18768	115156
390330 ACRYLONITRILE-BUTADINE-STYRENE	252477	1205132	219269	943835
390390 OTH POLYMERS OF STYRENE,P-FORM	20463	110563	13624	70874
390410 POLYVINYL CHLORIDE,UNMIX SUBST	321695	1752574	516217	2304866
390421 OTH POLYVINYL CHLORIDE,NON-PLA	1939	22768		13750
390422 OTH POLYVINYL CHLORIDE PLASTIC	31133	139924	39882	117442

Contd.

## 10.11 Imports by Economic Categories (Detail)

(In Thousand Rupees)

Items	Nov., 2016	From July, 2016	Nov., 2015	From July, 2015
390430 VINYL CHLORIDE VINYL ACETATE	1179	17290	557	16845
390440 OTH VINYL CHLORIDE COPOLYMERS	11851	32202	14028	41605
390461 POLYTETRALUOROETHYLENE	192	697		3167
390469 OTHER, FLUORO-POLYMERS	1045	6834	1469	9539
390490 OTH POLYMERS OF VINYL CHLORIDE	3736	12527	1832	8005
390512 POLYVINYL ACETATE AQUE DISPERS	2668	19011	1595	23449
390519 OTH POLYVINYL ACETATE (PVA)	63	25759	17304	25052
390521 VINYL ACETATE COPOLYMERS AQUEO	31660	168751	39251	240680
390529 OTH VINYL ACETATE COPOLYMERS	26653	72588	10973	69066
390530 POLYVINYL ALCOHOL W/N CON UNHY	168846	1038198	165319	952894
390591 COPOLYMERS		7572	4293	10971
390599 POLYMERS OF OTHER VINYL ESTERS	23154	149889	18207	143999
390610 POLYMETHYL METHACRYLATE	22190	63808	20351	79401
390690 OTHER,ACRYLIC POLYMERS P/FORMS	387855	1834805	438057	1906693
390710 POLYACETALS	17715	87764	18875	75117
390720 OTHER POLYETHERS	804605	3006970	842451	3542903
390730 EPOXIDE RESINS	79693	396402	101252	453839
390740 POLYCARBONATES	73116	549833	55762	487811
390750 ALKYD RESINS	286	177784	352	130333
390760 POLYETHYLENE TEREPHTHACATE(PET)	166079	1243714	267403	1953566
390770 POLY(LACTIC ACID)	7177	14643	5440	21330
390791 OTHER POLYESTERS, UNSATURATED	3823	26871	3972	17226
390799 OTH POLYESTERS IN PRIMARY FORMS	97028	303722	37057	193284
390810 POLYAMIDE-6,-11,-12,-6,6,-6,10	15999	98364	19705	88749
390890 OTH POLYAMIDE IN PRIMAR FORM	20040	94523	42845	176039
390910 UREA RESINS, THIOUREA RESINS	4095	23422	1208	5693
390920 MALAMINE RESINS	26811	88747	20252	98227
390930 OTHER AMINO-RESINS	95245	659099	916	3045
390940 PHENOLIC RESINS	27239	143050	24307	110202
390950 POLYURETHANES	233976	1160280	204973	1027755
391000 SILICONES IN PRIMARY FORMS.	250587	1769317	265212	1452540
391110 PETROL/COUMARONE,INDENE RESINS	12031	62107	23370	99282
391190 OTH,POLYSULPHIDE,SULPHONE/PLAS	14120	80541	6604	58188
391211 CELLULOSE ACETATES,NON-PLASTI				583
391212 CELLULOSE ACETATES,PLASTICISED	32	8478	495	788
391220 CELLULOSE NITRATES(INCL COLLO)	66830	350685	62182	322797
391231 CARBOXYMETHYL CELLULOSE & SALT	77021	436143	97582	547446
391239 OTHER CELLULOSE ETHERS	151971	774007	123374	695476
391290 OTH CELLULOSE & CHEM DERIVATIV	34304	171231	29897	240235
391310 ALGINIC ACID,ITS SALTS & ESTER	134675	726221	191058	632724
391390 OTH NATURAL POLYMERS/MODIFI	19029	122748	16761	151090
391400 ION-EXCHANGERS BASED ON POLYMR	12172	130906	39020	124096
391510 WASTE,ETC OF ETHLYL/POLYM/PLAST	3423	7343	3177	5459
391530 WASTEETC OF VINYL-CHLORIDE/PL	23688	121373	26343	83279
391590 WASTE,ETC PLASTIC/PARING	58337	113710	23809	124115
391610 MONOFILAMENT D>1MM RD/ST/PROFI		1229	47	2627
391620 MONOFILAMENT D>1MM-PL PO VICHL	10294	48557	108	14816
391690 OTH MONOFIL D>1MM PLASTIC-TOH	6482	62273	21423	73429
391710 ARTIFI GUTS OF HARDEN PROTEIN		10628	6135	9073
391721 TUBE,PIPE HOSES,RIGID,OF POLYM	10460	131616	22164	62567
391722 TUBE,PIPE HOSES,POLYMER OF PRO	4848	15843	13611	48807
391723 TUBE,PIPE ETC OF POLYMER VINYL	13642	60935	11736	52286
391729 TUBE,PIPE HOSE,RIGID,OTH PLAST	92669	310304	35501	305581
391731 FLEXIBLE TUBE,PIPE B-PRE27.6MP	22778	67230	7617	46517
391732 OTH,TUBE,PIPE HOSE W/OUT FITNG	687	9526	1147	5501
391733 OTH TUBE,PIPE NOT REINFORCED	2459	9499	3695	41470
391739 OTHER TUBES,PIPES AND HOSES,	29438	411187	191264	495572

Contd.

## 10.11 Imports by Economic Categories (Detail)

(In Thousand Rupees)

Items	Nov., 2016	From July, 2016	Nov., 2015	From July, 2015
391890 FLOOR COVERING OF OTH PLASTICS	10733	82798	14305	52407
391910 SELF ADHESIVE PLAT,ETC W<20CM	111853	617502	145698	498803
391990 OTH,SELF-ADHESIV PLATE,W>20CM	284376	1433876	313877	1521830
392010 OTH PLATES,ETC PLASNON-CELULAR	148390	864513	170175	691275
392020 OTH PLATE,ETC PLAST NOT REINFO	133544	575316	140630	729087
392030 OTH PLATE,SHEET,ETC OF PLASTIC	25735	227769	34893	172650
392043 OTH PLATE,MAT OF VINYL CHLORID	53688	312892	35317	203866
392049 OTH PLAT,ETC VINYL CHLORID FLX	90856	507894	101903	486590
392051 OTH PLATE,ETC ACRYLIC POLYMERS	4930	32503	5400	20801
392059 OTH PLAT,ETC OTH ACRYLPOLYEER	7242	36318	14594	42728
392061 POLY CARBONATE IN PLATE, ETC	333	17048	21	10932
392062 OTH PLATE ETC POLY(ETH TEREPH)	53559	314058	46166	195482
392063 OTH PLATE ETC UNSAT-POLYESTERS	3208	28085	3091	62142
392069 OTH PLATES ETC OF OTH POLYESTR	14606	45150	11658	62064
392071 OTH PLAT ETC PLAS OF REG CELUL		5134	2035	4354
392079 OTH PLAT ETC-PLAS OF CEL DERIV		424		
392091 OTH PLAT ETC PLAS OF PO BUTRAL		19066	1952	6380
392092 OTH PLAT ETC-PLAS OF POLYAMIDE	5100	6913	713	5124
392093 OTH PLAT ETC-PLAS OF AMINO-RES	6	20		
392094 OTH PLAT ETC-PLAS OF PHENORESN	37	1265	1966	5991
392099 OTH PLAT ETC-PLAS OF OTH PLAST	61001	211097	31825	191857
392111 PLATES ETC OF PLAS POLY/STYREN	4004	23087	1739	13867
392112 PLAT ETC PLASTIC CEL P-VIN-CHL	37099	271504	186147	522259
392113 PLAT ETC PLA CEL OF POLUURETHA	44866	186665	65991	365191
392114 PLAT ETC PLA CEL OF REGERATED	4580	14235		3990
392119 FLAT SHET ETC PLA CEL OTH PLAS	24802	133022	12333	84097
392690 OTH, ARTICLES OF PLASTICS	457428	1829439	348573	1575004
400110 NATURAL RUBBER LATEX	169721	863670	234831	985593
400121 SMOKED SHEETS	94242	270122	63145	309421
400122 TECH SPECIFIED NATURAL RUBBER	248694	1276712	139463	986176
400129 OTHER NATURAL RUBBER	34202	108449	21413	90580
400211 STYRENE-BUTADIENE RUBBER LATEX	57378	406920	88568	508463
400219 STYREN BUTADIEN RUBER CARBXyla	105434	1030218	370678	1735226
400220 BUTADIENE RUBBER (BR)	127132	177794	12141	67716
400231 ISOBUTENE-ISOPRENE RUBBER(IIR)	233177	1106194	87424	629330
400239 OTH,HALO-ISOBUTENE-ISOPRENE RU	29193	56373	283	54344
400241 CHLOROPRENE RUBBER LATEX (CR),				424
400249 CHLOROPRENE RUBBER O/THAN LATX	18307	164206	14645	267275
400251 ACRYL BUTADIENE RUBBER LATEX			47	89
400259 ACRY BUTAD RUBBER O/THAN LATEX	44360	177036	101077	301898
400260 ISOPRENE RUBBER (IR)				817
400270 ETHYL PROPLENE-NON-CONJUGATED	11889	96654	29879	115797
400291 OTH SYNTHETIC RUBBER FACTICE		123	1555	3976
400299 OTH SYN RUBBER FACTICE D/F OIL	23677	93952	31810	120034
400300 RECLAIMED RUBBER PRIMARY FORM	18122	134135	24560	118414
400400 WASTE,PAROMGS&SCRAP O/TH H-RUB	72874	248428	88587	368923
400510 COMP WITH CARBON BLACK OR SILI	24724	95258	11408	52221
400520 SOLUTION/DISPERS O/T H-4005.10	401	416	67	445
400591 PLATE,SHEET STRIP UN-VUL RUBER	2429	5388	413	4663
400599 OTHER COMPOUNDED RUBBER	18044	59559	22532	96736
400610 CAMEL-BACK STRIP RETR RUB TYR		83		37
400690 OTH FORM&ARTIC UNVULCAN RUBBER	14	2592	146	3881
400700 UNVULCA RUBBER THREAD & CORD	27416	129288	35967	110888
400811 PLATE,SHEET ETC CELLU VULC RUB	11874	34941	5205	40690
400819 RODS&OTH FORMS OF CEL.VULC RUB	2295	9904	481	6693
400821 PLAT,SHET N-CELU VULCANI RUBER	34068	130367	33333	148027
400829 RODS&OTH FORM OF N/CEL VUL RUB	2777	24066	5516	17988

Contd.

## 10.11 Imports by Economic Categories (Detail)

(In Thousand Rupees)

Items	Nov., 2016	From July, 2016	Nov., 2015	From July, 2015
400911 TUBE,PIPE OF RUBBER W/O.FITING	30082	179319	21715	163980
400912 TUBE,PIPE OF RUBER WITH FITING	8239	18622	2144	21815
400921 TUBE,PIPE OF RUB W/O.METL.FIT	2568	18744	4807	14056
400922 TUBE,PIPE OF RUB WITH METL.FIT	1251	14806	3513	7386
400931 TUBE,PIPE RUB W/O TEX.METL.FIT	8407	36078	45418	71867
400932 TUBE,PIPE RUB W/TEX.METL.FIT	748	3351	43739	46865
400941 TUBE,PIPE RUB W/O OTH.METL.FIT	10799	29069	6281	22414
401700 HARD RUBER IN ALL FORMS/ARTICL	1278	5042	252	5005
410120 W.HID&SKIN BOV.WT8-10KG.UN.SPL	2540	2540	1599	5523
410150 WHOLE,HIDE/SK BOV ANI F>16 KG	21748	146182	43126	220695
410210 RAW SKINS OF SHEEP/LAMB W/WOOL	240600	745492	135329	668757
410221 RAW SK SHEP/LAM W-OUT WOOL PKD	21109	144074	24585	85423
410229 OTH RAW SK SHEP/LAM W/OUT WOOL	2589	13316	10733	83158
410390 OTH,HID/SK FRE SALTED,DRIED,LA	36995	167770	30155	264922
410411 HIDE/SKIN FULL GRAIN UNSPLIT	1158	7829	5445	9316
410419 OTH HIDE,SKIN WET STATE	18588	68241	45910	136029
410441 HIDE,SKIN FULL GRAIN DRY STATE		7078		
410449 OTHER HIDES DRY STATE(CRUST)		1057	1152	3515
410510 WET BLUE LAMB,SHEEP SKIN	52752	295420	63149	269658
410530 SHEEP/LAMB SKIN NO WOOL CRUST		24	100	579
410621 GOAT/KID SKIN WET BLUE	38866	127637	22382	159123
410622 GOAT/KID SKIN CRUST	5836	21013		14649
410691 OTH WET BLUE SKINS	535	535		1737
410692 OTH SKINS DRY STATE CRUST			1630	1630
410711 WHOLE HIDE SKIN FULL GRAIN BOV				3434
410712 WHOLE HIDE/SKIN GRAIN SPLIT BV	198	241	4510	11823
410719 OTH WHOLE HIDE/SKIN BOV ANIMAL	87741	337872	91151	342607
410791 OTH HIDE INCL SIDES FULL GRAIN				267
410792 OTH HIDE INCL SIDE GRAIN SPLIT				4037
410799 OTH LEATHER FURTHER PREPARED	9778	74617	15147	81817
411200 PREPARED LEATHER SHEEP/LAMB	1601	14662	336	13617
411310 LEATHER PREP.AFTER TANN GOAT	14860	72280	6032	18464
411330 REPTILE LEA PREPAR AFTER TANED		337		
411390 OTH LEA FURTHER PREP.AFTR TANE	25235	52454	3881	21164
411420 PATENT LAMINATED METALIS LEATH	33	3902		96
411510 COMP. LEATHER WITH BASIS LEATH	247	14898	3741	37961
411520 PARINGS, OTH WASTE OF LEATHER	726	2917	1064	2529
420600 ARTI OF GUT OF BLADER/ TENDONS	16	30		
430219 OTH,FURSKINS,WHOLE,W&W/OUT H&T	1333	28001	157	14111
430220 HEAD,TAILS,PAWS&OTHER CUTTINGS	4	4		
440310 WOOD TRET WITH PAINT,STAIN ETC	34753	105352		3740
440320 OTH,CONIFEROUS SPECIES ROUGH	35192	154853	28876	88898
440349 OTH,WOOD,NON-CONF SPECIES ROUG	7078	128742	23528	154713
440391 OTH WOOD OAK LOGS NON-CONFIFER				5386
440399 WOOD OF OTHER NON-CONF SPECIES	227018	1118430	180840	776256
440410 CONIFEROUS	6909	25717	3119	34283
440420 NON-CONIFEROUS	18	1406		
440799 OTH WOOD NON-CONF.SPECIES	178309	712872	151030	659993
440810 CONIFEROUS SHEET FOR VENEERING	8421	40166	10940	39225
440831 VENEER/DARK RED MERANTI SHEETS				1521
440839 OTH VENEER SHEET/TROPICAL WOOD	5276	27046	8263	26291
440929 OTHER NON-CONIFEROUS WOOD	42	1059	697	1354
441011 PARTICLE BOARD OF WOOD	23233	126471	7626	39817
441012 ORENTED STRAND BOARB UN-WORKED		730	2641	3947
441019 OTH P-BOARD OF LIGNEOUS MATERI		749		75
441090 OTH P-BOARD NOT AGGLOM W-RESIN	517	4198	390	1416
441112 MEDIUM DENSITY BOARD (MDF)	105108	608178	125048	743582

Contd.

## 10.11 Imports by Economic Categories (Detail)

(In Thousand Rupees)

Items	Nov., 2016	From July, 2016	Nov., 2015	From July, 2015
441113 (MDF)THICKNESS 5MM TO 9MM	25566	116188	43710	196698
441114 (MDF)THICKNESS EXCEEDING - 9MM	188614	807539	121872	582696
441192 OTH (MDF)DENSITY EXC 0.8 g/cm3	44090	53060	171	171
441193 OTH (MDF)DENSITY 0.5-0.8g/cm3	151935	636456	185142	559723
441194 OTH (MDF)DENSITY NOT> 0.5g/cm3	1972	4894	843	3979
441210 P-WOOD,VENEER PANELS OF BAMBOO	2598	2598		
441231 OTH P-WOOD OF WOOD SHEET -6MM	922	3716		
441232 OT P-W OUTER PLY NON-CONIFE-WD	39332	210953	47208	190556
441239 OTH PW CONSIST OF WD SHEET-6MM	9814	99418	7466	45758
441294 OTH BLOCKBOARD,LAMINATED&BATEN		4484		1925
441299 OTH PW CONSIST OF WOOD SHEET	1816	8038	24596	25938
441400 WOODEN FRAMES FOR PAINTINGS	629	3112	850	5961
441510 CASES,BOXES,CRATES,SIM/PACKING	407	1355		3168
441520 BOX PALLETS& OTHER LOAD BOARD		589	125	1289
442190 OTHER,ARTICLES OF WOOD	2985	75159	7411	42038
450110 NATURAL CORK,RAW/SIMPLY PREPAR		719	285	404
450190 WASTE CORK,CRUSHED,GRANULATED	530	2505	461	2227
450200 NATURAL CORK,BLOCK,PLATE,SHEER	16	16		
450310 CORKS AND STOPPERS	8	8		11
450390 OTHER ARTICLE OF NATURAL CORK		114		515
450410 BLOCK PLATE SHEET,STRIP CORK	942	15989	377	10871
460290 OTH BASKET/WICKERWORK/LOOFAH	378	2212	551	2970
470100 MECHANICAL WOOD PULP	55513	192463	18498	166789
470200 CHEM WOODPULP,DISSOLVING GRADE			6943	40820
470311 CHEM WOODPULP UNBLECHED CONIFE	70294	295325	141220	397873
470319 CHEM WOODPULP UNBLE NON CONIFE	9958	29035	19407	30713
470321 CHEM WOODPULPSEMIBLEACH/BLEACH	162211	1465927	255497	1453587
470329 OTH CHEMWOODPULP BLE/SEMI-BLEH	286959	1063659	158054	1338349
470429 CHE W-PULP,S-BLE/BLE NON-CONIF		92572	16767	61084
470500 SEMI-CHEMICAL WOOD PULP	133727	335451	49643	381595
470610 COTTON LINTERS PULP				
470620 PULP OF FIBRES DERI FROM W-SCR	89	23665	2065	22075
470630 OTH PULP FROM WASTE OF BAMBOO			1355	9000
470691 PULP OTHER CELL MATERIAL MECH		93		59
470710 UN-BLEACHED KRAFT PAPER	14378	39754	2857	23926
470720 RECOVERED PAPER/PAPER BOARD BL			1397	2442
470730 PAPER/PAPERBOARD MACHINE PULP	4438	6576	458	2444
470790 WASTE & SCRAP OF OTHER PAPER	189430	1101404	181535	890225
480100 NEWSPRINT,IN ROLLS OR SHEETS	528937	2119530	388111	2055982
480210 HAND-MADE PAPER & PAPERBOARD	427	973		1256
480220 PAPER/P-BOARD PHOTO-SENSITIVE	7	151		577
480240 WALL PAPER BASE	70	430		
480254 OTH PAPER & PAPERBOARD<40G/SQM	5278	29741	3391	24639
480255 OTH PAPER&PAPERBOARD>40-G/SQM	154241	1135164	191321	1280820
480256 OTH PAPER&PAPERBOARD IN SHEETS		15995	2880	34768
480257 OTH PAPER WT 40-150 G/M2	23350	99136	9733	132145
480258 PAPER & BOARD WT>150G/M2	58687	224616	56619	280455
480261 OTH PAPER&PAPERBOARD IN ROLLS	245	1200	620	2229
480262 OTH PAPER&PAPER BOARD IN SHEET	426626	1842568	354204	1438239
480269 OTH U-C CARBONISING BASE PAPER	6926	110205		2930
480300 TOILET FACIAC TISSUE/TOWEL ETC	41610	231250	32957	118598
480411 KRAFTINER UN COATED UN-BLEACH	116554	787978	154660	743664
480419 OTH KRAFTLINER UNCOAT ROL/SHET	142359	344185	101218	368304
480421 SACK KRAFT PAPER,UNBLEACHED	346051	2033532	477003	1993266
480429 OTH SACK KRAFT PAP UN-COT RISH		927		
480431 OTH KRAFT P1BORD WT150G/SQMUNB	15818	241628	38981	197723
480439 OTH UNC K-P/BORD WT150G/SQMUB	10877	81670	22224	86101

Contd.



## 10.11 Imports by Economic Categories (Detail)

(In Thousand Rupees)

Items	Nov., 2016	From July, 2016	Nov., 2015	From July, 2015
480441 OTH KR.P/BORD W>150G<2259-UNBL	584	584		3234
480442 OTH KRAFT 150-225G BLECH		3636	5038	8599
480449 OTH KRAFT PAPER IN ROCC/SEETS				6
480451 OTH KRAFT PAPER 225G ON BLEACH	10988	14865		5632
480459 OTH KRAFT PAPER IN ROLL 225G	16796	65080	11079	69001
480511 SEMI-CHEMICAL FLOUTING PAPER	73530	172390	47785	99026
480512 STRAW FLUTING PAPER				249
480519 OTHER FLUTING PAPER	27509	41474	134213	231487
480524 TESTLINER BD WT150G/M2 OR LESS	13252	41642	5214	56048
480525 TESTLINER BOARD WT>150 G/M2	11156	55572	8982	48795
480530 WRAPPING PAPER,UNCOAT	14929	50789	26922	133232
480540 FILTER PAPER/PAPERBOARD,UNCOAT	2577	8565	4129	11341
480550 FELT PAPER/PAPERBOARD,UNCOATED				13
480591 OTH P&P/ BOARD<150G UNCOATED	45520	167947	33209	153502
480592 OTH P&P/BOARD 150-225G UNCOAT	6003	73824	10501	31144
480593 OTH P & P BOARD<225G UNCOATED	18074	92399	21140	82107
480610 VEGETABLE PARCHMENT PAPER	2850	4188		2408
480620 GREASEPROOF PAPERS	3132	6549	1722	10617
480630 TRACING PAPERS	2040	10982	5338	13035
480640 CLASSINE/GLAZED TRANSPA PAPER	3974	59464	9738	65104
480700 COMPOSITE P/BOARD STICKING FLA	713	1662	6814	13057
480810 CORRUGATED P&P/BOARD PERFORTEED		869		
480840 SACK KRAFT PAPER CREPED/EMBOSD	908	2977		1883
480890 OTH PAPER,CREPED/EMBOSSD/PERF	1256	18077	6755	24560
480920 SELF COPY PAPER	42761	242670	51585	175479
480990 OTH COPYING / TRANSFER PAPERS	750	14519	3585	12566
481013 P&P/BOARD FOR WRITING/PRINTING	155877	591725	141566	827163
481014 P&P/B IN SHEET 1-SIDE<435/297M	479	2883	3261	10394
481019 OTH PAPER&PAPERBOARD IN SHEET	34492	209714	68627	307559
481022 LIGHT WEIGHT COATED PAPER		7		4097
481029 OTH LIGHT WEIGHT COATED PAPER	194696	1046203	247832	1027027
481031 KRAFT PAPER&BOARD WT 150G/M2		6008		
481032 KRAFT PAPER&P/BOARD WT>150G/M2	4396	15927		17928
481039 OTH KRAFT PAPER&P/BOARD BLEACH	1161	3638	256	1778
481092 OTH PAPER&P/BOARD MULTI-PLY	932580	4791887	721012	4281047
481099 OTH PAPER&P/BOARD COATED	18799	172139	1474	76550
481110 P&P/BOARD,TARRED,BITUMINISED		1685	31	31
481141 GUMMED ADHESIVE PAPER & BOARD	141480	760377	213808	1323485
481149 OTH GUMMED/ADHESIVE P&P/BOARD	1668	101505	20005	149705
481151 PAPER&PAPER BOARD PLASTIC COAT		2682		
481159 OTH P&P/BOARD PLASIC COAT.	195144	1381614	191768	1044263
481160 P&P/BOARD COATED WAX COVERED.	114941	352026	40185	256794
481190 OTH P&P/B CELLULOSE WADDING	159249	676185	150815	695622
481320 CIGRETTE PAPER IN ROLL WTH SCM	43964	189276	58683	272922
481390 OTH CIGARET PAPER,BOOKLET/TUBE	34378	152111	48196	259137
481420 WALL PAPER COVERD WITH GRANITE	23035	83265	19595	99723
491199 OTHER, PRINTED MATTER	28765	165231	48369	216261
500100 SILK-WORM COCOONS FOR REELING				430
500200 RAW SILK (NOT THROWN)	5583	146334	30999	101873
500300 SILK WASTE, YARN WASTE&G-STOCK		50		1755
500400 SILK YARN,NOT RETAIL SALE	23667	176835	70449	199153
500500 YARN SPUN FROM SILK,WASTE NRS	44749	270825	63724	273061
500790 OTHER SILK FABRICS	77081	727398	27047	606141
510111 SHON WOOL GREASY	647	13580	276	8326
510119 OTHER GREASY FLEECE WSHED WOOL	20954	107417	22343	397548
510121 SHORN WOOL, DEGREASED		8333		15194
510129 OTHER DEGREASED WOOL NOT CORBO	485	11695		

Contd.

## 10.11 Imports by Economic Categories (Detail)

(In Thousand Rupees)

Items	Nov., 2016	From July, 2016	Nov., 2015	From July, 2015
510130 CARBONISED WOOL	21831	88106		49013
510211 FINE ANIMAL HAIR OF KASHMIR		77		
510320 OTH WASTE OF WOOL/ANIMAL HAIR		194		
510330 WASTE OF COARSE ANIMAL HAIR		11359		
510510 CARDED WOOL		7703	69	880
510529 OTHER WOOLTOPS&COMBED WOOL		28856		33214
510539 OTH F-ANIMAL HAIR,CARD/COMBED		837	14	14
510610 YARN OF CARDED WOOL 85% WT WOL	21189	145116	7881	128397
510620 YARN OF CARDED WOOL<85% W WOL	1729	43022	30375	96715
510710 YARN OF COMBED WOOL-WOOL=>85%	761	41293	5137	14024
510720 YARN OF COMBED WOOL-WEIGHT<85%			5981	16023
510810 YARN OF ANIMAL HAIR CARDED.		156		
510910 YARN OF WOOL /ANIMAL HAIR 85%>				935
510990 OTH YARN OF WOOL / ANIMAL HAIR			231	2135
520100 COTTON, NOT CARDED OR COMBED.	1834755	12413099	10018763	17237254
520210 YARN WASTE(INCL.THREAD WASTE)	4551	15032	4516	6608
520291 GARNETTED STOCK	9014	13638	797	797
520299 OTHER COTTON WASTE	7972	65926	17405	95815
520300 COTTON, CARDED OR COMBED.		1173	67	67
520411 COTTON SEWING THREAD 85%/MORE		2121		427
520419 OTH COTTON SEWING THREAD 85%>	251	2100	1115	6655
520420 COTTON SEWING THREAD,RETL SALE	851	1056		175
520511 SIN.COT.YAR.U.COM.FIB.D-714.29	4626	41087	4128	150015
520512 S-COT.YARN UCF.D-232.56-714.29	33836	160568	52287	243062
520513 S-COT.YARN UCF.D-192.31-232.56	131184	467807	69568	78666
520514 S-C. YARN UCF D-125.00-193.31.	31028	84153		
520515 S/C YARN UCF.D< 125.00-193.31.	4027	13176	7911	12076
520521 S/C YARN COM.FIB D-714.29/MORE	18551	55228		2540
520522 S/C YARN LF.DX.232.56-714.29	54875	215951	10959	338273
520523 S/C.YARN LF.DX.192.31-232.56	23635	54312		14471
520524 S/C YARN COM.FIB.125-192.31-DX	179350	782363	24518	120917
520526 S/C YARN LF. DX. 106.30-125.				18687
520527 S/C YARN COM.FIB.106-36-125-DX	140586	968002	58950	818764
520528 S/C YARN COMBED FIB.< 83.33-DX	201493	837834	151409	1074189
520531 MUL/CAB.C/Y.ULF.>714.29DECITEX	26961	181502	42722	160040
520532 MUL/CAB C/Y ULF.232.56-714.29D	1803	3662	1187	1669
520535 MUL/CAB.C/Y UN.COM.FIB<125.DX.		25436		14607
520542 MUL/CAB.C/Y CF.232.56-714.29DX	1891	12485	725	26746
520543 MUL/CAB.C/Y CF.129.31-232.56DX		313		
520544 MUL/CAB.C/Y C.FIB-125-192.31DX		41		
520547 MUL/CAB C.Y CF.83.33-106-38 DX	9711	18467	6234	28028
520548 MUL/CAB.C/Y COM.FIB.< 83.33.DX	18026	56404	7518	11875
520611 S/C YARN UN COM. FIB>714.29 DX	20528	59124	3411	23842
520612 S/C YARN UN.COM. FIB.<71429.DX	1043	10101	3761	48194
520622 S/C YARN COMBED FIB.<714.29DX				85
520624 S/C YARN COMBED FIB< 192.31DX			1027	9826
520625 S/C YARN COMBED FIB<125 DX				4776
520632 MUL/CAB C/Y UCF<D714.29,232.56				166
520634 MUL/CAB C/Y UCF <192.31,125DX		1346		
520635 MUL/CAB C/Y UN-COM F/B<125DX	4283	5882		7186
520645 MUL/CAB C/Y COM FIB<125DX		2239		
520710 C/Y CON>85 % WT OF COT PER-SAL	86	254	53	1178
521225 OTH W-FAB COT PRINTED>200G/SQM	272	293	74	229
530129 OTH, FLAX,HACKLED NOT SPUN	16335	64884	13969	87163
530290 OTH,TRUE,HEMP RAW,PROSS N-SPUN		348		1
530310 JUTE/OTH TEXT BAST FIB RAW/RET	431178	1352130	617049	1843998
530390 OTH, WASTE OF JUTE&TEXTILE FIB				5573

Contd.

## 10.11 Imports by Economic Categories (Detail)

(In Thousand Rupees)

Items	Nov., 2016	From July, 2016	Nov., 2015	From July, 2015
530500 COCONUT,ABACA RAMIE,RAW/PROCE	9288	56623	7160	68233
530610 SINGLE FLAX YARN	85	34048		18663
530620 MULTIPLE OR CABLED YARN		952		
530710 SINGLE,YARN OF JUTE OR OTH FIB	2155	50553	12757	42675
530720 MULTIPLE OR CABLED YARN(RAMIE)		15763	248	791
530810 COIR YARN	3533	22781	2678	18596
531100 WOV FAB OF OTH VEG TEX FIB	720	1478		1124
540110 SEWING THREAD SYTHA FILAMENT	9202	106157	30204	182210
540120 SEWING THREAD ARTIFICIAL FILAM	124752	790698	280997	1397700
540211 HIGH TENANCITY YARN OF ARAMIDS		1918	192	312
540219 OTH HIGH TENANCITY NYLON YARN	1493	9604	173	2423
540220 HIGH TEN YARN OF POLYESTERS	3620	18009	24576	51221
540231 FILAMENTS YARN NYLON POLY 50	87044	378630	106063	475929
540232 FILAMENTS YARN NYLON/OTH POLY	19104	149515	16235	54733
540233 FILAMENTS YARN OF POLYESTERS	2015603	7758128	1706557	7852394
540234 TEXTURED YARN OF POLYPROPYLENE	34221	158539	20138	113771
540239 OTH, SYNTHETIC FILAMENTS YARN	21383	95963	36878	125673
540244 OTH YARN SINGLE UN-TWIST/TWIST	383723	1861979	420406	2080428
540245 ELASTOMERIC YARN OF NYLON	39583	181740	52439	248340
540246 ELASTOMERIC YAR,POLY-PARTIALLY	2920	12474		25897
540247 ELASTOMERIC YARN OF POLYESTERS	764445	2579838	511320	2524997
540248 O-ELASTOMERIC OF SPANDEX/LYCRA	5117	34205	6099	39577
540249 OTH,YARN,SINGLE,50 TURNS/MTR	14158	42568	7179	40537
540251 OTH S/Y TWIST>50/M NYLON,POLYA		16331	420	3753
540252 OTH S/Y TWS>50/M OF POLYESTER	47379	325921	29539	144993
540259 OTH S/Y TWS>50M OF OTH POLYEST		21	408	595
540261 OTH Y-MULTIPLE/CAB NYLON/POLYM	29	2949	4341	12956
540262 OTH Y-MULTI/CAB OF POLYESTER	113420	490960	85092	363089
540269 OTH Y-MULTI/CAB NOT RETAIL SAL		26595	19615	78671
540331 OTH Y/S UN-TWIST VISCOSE RAYON	1083564	5224871	1016421	4215822
540332 OTH Y/S VIS RAY >120TURNS/MTRS	507740	2033684	370222	2188313
540333 OTH YARN,SINGLE CELLULOSE ACET	13744	40157	7145	14945
540339 OTH ARTIF FILAMENT YARN SINGL	110105	537027	59055	459221
540341 OTHER YARN OF VISCOSE RAYON		5463		10434
540349 OTH ARTI FILAMENT YRN VIS RAYO			19	86
540411 ELASTOMERIC SYN-MONOFILAMENT		1875		2127
540412 OTH MONOFILAMENT OF POLYPROPYL	2593	5375	4943	21082
540419 OTH SYN MONOFILAMENT OF 67-DEX	18893	77582	13616	98855
540490 OTH SYNTH YARN & SYNTH TEX MAT	4385	48042	65	95658
540500 ARTIFICIAL MONOFIEMENT67D/MORE	6	5993		
540834 OTH WOV FAB ART.FIL YARN PRINT		223		
550110 SYN FIL TOW NYLON/OOPOLYAMIDES				50
550120 SYN FILAMENT TOW OF POLYESTERS	6309	21820	2020	12443
550130 ACRYLIC OR MODACRYLIC	55949	919528	303018	1304284
550190 SYNTHETIC FILAMENT TOW,N.S.				3
550200 ARTIFICIAL FILAMENT TOW	178460	1138054	538298	1784439
550311 SYN STAPL FIB OF NY OF ARAMIDS	90928	220660	4623	33806
550319 OTH SYN STSPL FIB NOT CARD/COM	14357	48781	6436	18794
550320 SYN STA FIB POLYESTER N-CRD/CD	699878	3365855	961445	5077911
550330 SYN STA FIB ACRYLIC N-CRD/COMD	75244	646193	466592	3009274
550340 SYN STAFIB POLYPROPYLENE N-C/C	5243	13565	1657	6227
550390 SYN STAPLE FIB NOT CARDED/COMB	9262	56471		52232
550410 ART-STA FIB VIS RAYON N-CRD/CO	1312018	10568254	1136458	9329050
550490 OTH ART STAPLE FIB NOT CARDED	416948	2032892	528890	2578815
550510 WASTE SYNTHETIC FIBRES	3156	3898		689
550520 WASTE ARTIFICIAL FIBRES		2167		3
550610 SYN STA FIB CRD,COM SPIN NYLON		4752		5661

Contd.

## 10.11 Imports by Economic Categories (Detail)

(In Thousand Rupees)

Items	Nov., 2016	From July, 2016	Nov., 2015	From July, 2015
550620 SYN STA FIB CRD,COM SPN POLYES	26215	103598	20799	83195
550630 ACRYLIC FIBRES CARDED/COMBED		3485		3833
550690 SYNTHETI FIB CARDED/COMBED NS	1	88	90	3932
550700 ARTIFI STAPLE FIB CARDED/COM		728		583
550810 SEWING THREAD SYN STAPLE FIBRE	6524	21942	223	8148
550911 S/Y STA FIB 86% WT NYLON	7880	52914	2539	83976
550912 MULTI CAB YRN SYN FIB NYL 85%W	5834	14493	1944	5655
550921 S/Y SYN STA FIB 85% WT POLYSTR	209114	1164088	296856	1953794
550922 MULTI STA FIB 85% W POLYESTER	103305	632231	149232	616606
550931 SINGLE YARN85% OR MORE ACRYLIC	17315	47308	13856	62425
550932 MUL/CAB YARN 85% ACRYLIC FIB	57632	160732	82240	386405
550941 SINGLE YARN 85% WT SYN STA FIB	11896	97028	8320	86631
550942 MUL/CAB YARN SYN STA FIB 85%WT		390	774	774
550951 O/YRN POLYES STA FIB MIX ARTIF	260285	1254195	259255	1437586
550952 O/YRN MX WITH WOOL/FINE A-HAIR				619
550953 OTH YRN OF POLYESTER MIX COTTN	926	35989		31094
550959 OTH YRN OF POLY STAPLE FIBRE	26454	209348	15863	199097
550961 O/YRN OF ACRYLIC S-FIB MX WOOL	158	33605		2342
550962 OTH YARN ACRYLIC MIX COTTON				51
550969 YARN ACRYLIC FIB NOT FOR R-SAL	13831	114454	49091	185282
550999 OTH YARN SYN FIB NOT FOR R-SAL		1404	697	14430
551011 S/YRN ART STA FIB>85% STAPLE-F	24962	419462	58296	591699
551012 MUL/CAB YARN ART STA FIB>85%W		169		8803
551030 O/YRN ART STA FIB MIX COT-NRS				6410
551090 O/YRN ATT STA FIB<85%ART ATA-F	10503	57114	1285	11465
551120 YARN<85% BY WT SYN STAP FIBRE	92539	110979		
560290 OTH FELTS,NOT IMPREGNATE,COAT	13830	79628	16069	87716
560311 N-WOVNS, M-MADE FILA>25G/SQM	140862	596192	105498	413143
560312 N-WOV,M-MAD FIL>25G/SQM>70GSQM	99850	518403	97921	433403
560313 N-WOVNS,M-MAD FIL>70G/SQM>150G	62373	185329	41343	185238
560314 N-WOV,M-MAD FLAME WT>150G/SQM	17964	93130	86682	227985
560391 OTH NONWOVENS, WT>25 G/SQM	475	7300	32	1777
560392 OTH N-WOV,WT>25G/SQM>70 G/SQM	5281	26690	12048	43035
560393 OTH,NON WOVEN>70G/SQM>150G/SQM	3147	16642	2359	20143
560394 OTH,N-WOVEN WEIGHING>150G/SQM	200743	1130910	139352	950052
560410 RUBBER THREA AND CORD,TEX COVE	274	3889	6458	6912
560490 OTHER,TEXTILE COVERED MATERIAL	3450	34519	11779	56418
581099 OTH TEXTILE MATERIAL.	22	805	1819	6086
581100 QUILTED TEXTILE PRODUCT PIECE.	10565	36466	9566	29378
590110 TEX FAB.GUM COATED/AMYLAC,SUBS	7027	13201	133	2121
590290 OTH,TYRE CORD FAB YARN VIS-RYN	28	1599		1036
590310 TEX.FAB.IMP,COV/LMTD PICAL.	179228	826289	138425	667326
590320 TEX.FAB IMP,COATED,POLYURETHAN	177690	725552	161463	737121
590490 OTH FLOOR COVERINGS, LINOLEUM		8		340
590610 ADHESIVE TAPE < 20 CM	1255	18514	3067	17464
590691 RUBBERISED TEX FAB,KNIT/CROCH				308
590699 OTHER,RUBBERISED TEX FAB,N.S	12942	38186	15017	39295
590700 TEXTILE FABRICS O/W IMPG/COATD	19750	141763	88396	225875
630800 SETS OF WOVEN FABRICS AND YARN	12	102		216
630900 WORN CLOTHING&OTH WORN ARTICLE	1334429	6725980	1609887	6480608
631010 USED&NEW RAGS,SCRAP,TWINE,ETC				135
640590 OTHER FOOTWEAR	30677	144932	117678	346318
640610 OTH PARTS OF FOOTWEAR N.S.	183	81067	371	71706
640620 OUTER SOLE/HEEL OF RUB/PLASTIC	7214	67055	12542	67849
640690 PARTS OF FOOTWEAR/OTH MATERIAL	1837	14202	3667	20022
650100 HAT-FORM/BODY,HOODS OF FELT		47		21
700800 MUL-WALLED INSULATE UNIT GLASS	19901	71602	10349	28636

Contd.

## 10.11 Imports by Economic Categories (Detail)

(In Thousand Rupees)

Items	Nov., 2016	From July, 2016	Nov., 2015	From July, 2015
700910 REAR VIEW MIRRORS FOR VEHICLES	8317	36371	5306	33832
700991 UNFRAMED GLASS MIRRORS	68228	251070	51792	260883
701399 O-GLASSWARE INDOOR DECORATION	208338	793859	176558	796190
701890 OTH GLASS ART O/T IMI-JEWELERY	4155	23148	12826	52880
701911 SILVER/ROVINGYARN C/STAND=50MM	247	764	23	1679
701912 ROVINGS	4462	51992	9313	54183
702000 OTH ARTICLES OF GLASS	11831	51385	9185	37118
710110 NATURAL PEARLS		2		
710122 CULTURED PEARLS WORKED				39
710310 UN-WORKED/SIMPLY SAWN PRE-STON		1212	2162	8950
710399 OTH SEMI/PRE STONES WORKED N.S		13		627
710420 OTH UN-WORKED SAWN,SYN PRE STO			47	47
710590 OTH DUST/POWDER NAT SYN PRE ST		57		
710691 SILVER UNWROUGHT		24	45335	168398
710692 SEMI-MANUFACTURED SILVER	3396	26895	3087	21074
730890 OTH STRUCTURE OF IRON OR STEEL	856666	7165455	445157	2740601
730900 RESERVATORS,TANKS,VATS SIMICONT	62291	224880	12074	65734
731010 TANKS,CASKS,DRUMS,CANS,BOX>50	263	7014	704	6115
731021 CAN,CLOSED BY SOLD/CIMP CAP<50	37272	56028	20674	61176
731029 OTH TANK,CASK,DRUM,BOX CAP<50	133971	324269	31867	140826
761090 ALUM STRUCTURE & PARTS N.E.S.	44713	235135	32274	165819
761100 ALUM RESERVOIRS,TANKS VATS ETC		45		
761210 COLLAPSIBLE TUBULAR CONTA ALUM	6218	16922	3401	13630
761290 OTH CASKS,DRUM,CAN,BOXES ALUMI	203128	938227	178320	888656
890800 VESSELS&F-STRU FOR BREAKING UP	236165	7716150	1062635	8560760
900110 OPTICAL FIB,OPTI FIB BUNDLES	39642	217517	38661	228701
900120 SHEET,PLATE OF POLARISING MATE				73
900130 CONTACT LENSES.	857	8377	2304	7426
900140 SPECTACLE LENSES OF GLASS.	3255	16246	3584	18595
900150 SPECTACLE LENSES OTH MATERIAL	2805	9806	1750	10170
900190 OTH LENSES, PRISMS, MIRRORS	266	1261	553	10344
900211 OBJECTIVE LENSE CAMRA/PROJECTOR	680	6831	204	2607
900219 OTHER OBJECTIVE LENSES.	1442	4403	1087	11910
900220 FILTERS FOR OBJECTIVE LENSES	28	186		268
900290 OTH,MOUNTED OPTICAL ELEMENTS	974	7527	7269	8776
900311 FRAMS,MOUNTINGS OF PLASTICS	370	1173	1759	4204
900319 FRAM,MOUNTING OF OTH MATERIAL	12054	39942	12415	38479
900390 PART FOR FRAMES&MOUNT SPECATLE	129	608	28	80
900410 SPECTACLES,GOGGLES SUNGLASSES	32933	144103	29360	125744
900590 PARTS/ACCESSORIE OF BINOCULARS	94	789		23
900610 CAMERA FOR PREPARE PRINT PLATE				224
900630 CAMERA USED IN UNDERWATE SURVY		2025		
900659 OTH CAMERA PHOTOGRAPHIC	91	378	76	232
900661 DISCHARGE LAM FLASHLIGHT APPAR			24	855
900669 OTH PH-GRAPHIC FLASHLIGHT APPA	398	1066	45	346
900691 PARTS,ACCE PHOTOGRAPHIC CAMERA	967	2816	842	4625
<b>B. CAPITAL GOODS TOTAL</b>	<b>35488389</b>	<b>163926013</b>	<b>31719776*</b>	<b>163532832</b>
250100 SALT/PURE SODIUM CHLORIDE	9604	29647	2993	17756
250200 UNROASTED IRON PYRITES		543		
250300 SULPHUR OF ALL KINDS	40288	298155	71290	383207
250410 NATURAL GRAPHITE OF ALL KINDS	13053	52157	7025	31495
250490 OTHER,NATURAL GRAPHITE		80	181	181
250510 SILICA SANDS AND QUARTZ SANDS	445	5375	284	3700
250590 OTHER NATURAL SANDS	970	5428	601	3905

Contd.

## 10.11 Imports by Economic Categories (Detail)

(In Thousand Rupees)

Items	Nov., 2016	From July, 2016	Nov., 2015	From July, 2015
250610 QUARTZ (O/T NATURAL SANDS)	1246	1737	579	2494
250620 QUARTZITE ROUGHLY TRIMMED		254		
250700 KAOLIN & OTH KAOLIN CLAYS	41740	285037	57597	309266
250810 BENTONITE	24641	47131	13522	32597
250830 FIRE-CLAY	2110	3011	53	2502
250840 OTHER CLAYS	18580	84063	9140	30014
250900 CHALK	6155	41093	12673	54774
251110 NATURAL BARIUM SULPHATE	3856	57325	8816	24080
251200 SILICEOUS FOSSIL MEALS	1345	8851		5588
251310 PUMIC STONE W/NOT HEAT TREATED	4248	50664	8503	44595
251320 EMERY,NATURAL CORUNDUM,GARNET	784	16026	3533	18272
251400 SLATE,WHET/NOT ROUGHLY TRIMED	41	804		
251511 MARBLE/TRAVERTINE,CRUDE ROUGH	1230	5160	538	90001
251512 MARBLE,TRAVERTINE,MERELY CUT	1611	10748	1479	2749
251611 GRANITE,CRUDE/ROUGHLY TRIMMED	7430	24337		14244
251612 GRANITE,MERELY CUT,BY SAWING	4186	7710		
251620 SANDSTONE,CRUDE/ROUGHLY TRIMED	391	4119	498	498
251710 PEBBLES,GRAVEL/CRUSH STONE ETC	35	1406		56
251741 GRANULES,CHIP & POWDER,MARBLE		5213	52	630
251749 OTH GRANULE,CHIPPING & POWDER	139	8863		6790
251830 DOLOMITE RAMMING MAX	2842	4314	1326	2673
251910 NAT.MAG.CARBONATE (MAGNESITE)		537		1153
251990 OTH FUSED MAGNESIA,DEAD BURNED	13123	69584	8345	47993
252010 GYPSUM; ANHYDRITE	3182	15934	5665	23735
252020 PLASTERS OF CALCINED GYPSUM	439	2541	1105	3422
252100 LIMESTONE FLUX;LIMESTON CEMENT		81		1861
252210 QUICKLIME	227	903		446
252220 SLAKED LIME		3257		3580
252230 HYDRAULIC LIME			269	269
252310 CEMENT CLINKERS	84917	171082	5627	82657
252329 OTHER PORTLAND CEMENT	41250	231973	27724	308035
252330 ALUMINOUS CEMENT(CEMENT FONDU)	2525	7727		1558
252390 OTHER HYDRAULIC CEMENTS	54955	123534	55900	171327
252490 OTHER ASBESTOS	9295	126795	5517	60736
252520 MICA POWDER	279	3475		3776
252610 NATURAL STEATITE,NOT CRUSHED	468977	1196575	19429	30406
252620 NATURAL STEATITE,CRUSH/POWDER	3601	11625	4116	21489
252800 NATURAL BORATES & CONCENTRATES				123
252910 FELDSPAR	6	3285	1727	1727
252921 FLUORSPAR<97% CALCIUM FLORIDE				84
252922 FLUORSPAR>97% CALCIUM FLORIDE	3811	7512		112
252930 LEUCITE;NEPHELINE,NEPH SYENITE	1154	2583	1152	4103
253010 VERMICULITE,PERLITE CHLORITES	1290	2371	234	5403
253090 OTHER,MINERAL SUBSTANCES	32229	147411	37156	166388
260111 IRON ORES,CONCEN,NON-AGGLOMERT				142300
260600 ALUMINIUM ORES/CONCENTRATES	36	36		
260700 LEAD ORES AND CONCENTRATES	1014	5560	342	3537
260800 ZINC ORES AND CONCENTRATES				3662
261000 CHROMIUM ORES AND CONCENTRATES	72	1928	859	2785
261400 TITANIUM ORES & CONCENTRATES	7903	15174	3254	18339
261590 OTH NIOBIUM,TANTALUM,VANAD ORE				156
261800 GRANULATED SLAG M/G IRON,STEEL	37648	161448	131497	361080
261900 SLAG,DROSS OTH WASTE,IRN/STL		1157	18802	40762
262011 HARD ZINC SPELT MAINLY OF ZINC	1499	7002	286	3396
262019 OTH,ASH&RESIDUE C/MAINLY ZINC		563	283	2226
262040 ASH&RESIDUE MAINLY OF ALUMNIUM		532		741
262099 OTH ASH&RESIDUE CANTAIN METAL			884	884

Contd.

## 10.11 Imports by Economic Categories (Detail)

(In Thousand Rupees)

Items	Nov., 2016	From July, 2016	Nov., 2015	From July, 2015
262190 OTH SLAG &ASH,RESIDUES M-WAST	922	2966	5403	6525
270111 ANTHRACITE NOT AGGLOMERATED	544	913	4115	7627
270112 BITUMINOUS COAL,NOT AGGLOMERAT	4401015	15410163		
270119 OTHER COAL,NOT AGGLOMERATED	1518236	7263267	3345622	19294642
270120 BRIQUETTES SIMILAR SOLID FUEL		7566		64
270210 LIGNITE NOT AGGLOMERATED				1951
270300 PEAT INCLPEAT LITTER		12877	1379	9216
270400 COKE/SEMI OF COAL,RETORT CARBN	236451	1299229	189855	981928
270500 COAL GAS,WATER GAS,SIMILAR GAS			81	351
270600 TAR FROM COAL/LIGNITE/PEAT ETC	19	19	5826	6591
270720 TOLUOLE (TOLUENE)			3722	6100
270730 XYLEOLE (XYLENES)	110132	629722	68134	575953
270750 OTH STOCK FOR CARBON BLACK	3937	74254	9880	53621
270791 CREOSOTE OILS		945	112	112
270799 OTH OIL /PROD DISTLION COALTAR	14976	117483	27078	202880
271019 KEROSENE,INCL KER.TY. JET FUEL	1388696	6733816	1812224	7543122
271129 OTH GAS HYDROCARBON GAS STATE	77	3771	2334	5496
271210 PETROLEUM JELLY	35732	146381	40443	323278
271220 PARAFIN/WAX,CONT WT<0.75%OIL	31609	108612	33466	157631
271390 OTH RESIDUE PETROLEUM BITUMEN		1028		2998
271500 BITUMEN MIXTURES,NATURAL	445	16294	3283	20769
271600 ELECTRICAL ENERGY	1063509	5153824		1718919
280120 IODINE	17709	53949	7496	75520
280200 SULPHUR,SUB/PRE COLLI.SULPHER	219	521		714
280300 CARBON(INCL CARBON BLACK)NES	194292	999568	101924	738397
280410 HYDROGEN.	106	1242	173	1525
280421 ARGON	15625	39068	3119	22886
280429 OTHER, RARE GASES.	6110	50721	10912	50707
280430 NITROGEN	75	765	889	3704
280440 OXYGEN	37	160	30	1292
280461 SILICON CON & 99.99% BY WEIGHT				9171
280469 OTHER SILICON	52	21183	6434	17438
280470 PHOSPHORUS	9241	26624	2498	17377
280480 ARSENIC	3172	3172		8554
280490 SELENIUM	3829	27713	992	36147
280511 SODIUM		213		
280512 CALCIUM		746		
280519 OTHER ALKALI METALS		18092	9488	35432
280530 RARE-EARTH METAL NS	2	2		
280540 MERCURY		9272	1180	4633
280610 HYDROGEN CHLORIDE (HCL ACID)		927	62	8135
280620 CHLOROSULPHURIC ACID	12	12		
280700 SULPHURIC ACID; OLEUM	8926	12512		1082
280800 NITRIC ACID;SULPHONITRIC ACIDS	16587	48327	9657	53998
280910 DIPHOSPHORUS PENTAOXIDE	2	6718	1154	2402
280920 PHOSPHORIC/POLPHOSPHORIC ACIDS	1923748	9946749	1134644	12892625
281000 OXIDES OF BORON;BORIC ACIDS	5972	94223	37694	142872
281111 HYDROGEN FLUORIDE		6127	1117	4745
281119 OTHER INORGANIC ACIDS.	11050	60678	11686	49395
281121 CARBON DIOXIDE	573	74179	41	689
281122 SILICON DIOXIDE (SILICA)	85071	318646	46798	326641
281129 OTH INORGANIC OXYGEN COMPOUNDS	2759	11956		8959
281210 CHLORIDES AND CHLORIDE OXIDES				24
281290 OTH HALIDE/HALIDE OXIDES	405	8124		1446
281310 CARBON DISULPHIDE		42		4
281390 OTH SUPHIDE OF NON-METALS		2638	179	5732
281410 ANHYDROUS AMMONIA	450	1335	487	587

Contd.

## 10.11 Imports by Economic Categories (Detail)

(In Thousand Rupees)

Items	Nov., 2016	From July, 2016	Nov., 2015	From July, 2015
281420 AMMONIA IN AQUEOUS SOLUTION	1742	9861	2569	19281
281511 SODIUM HYDROXIDE SOLID	6403	50657	12904	58799
281512 SODIUM HYDROXIDE AQUEOUS SOL	572	1740		1129
281520 POTASSIUM HYDROXIDE (CAUSTIC)	32157	136444	6122	62442
281530 PEROXIDES OF SODIUM/POTASSIUM	4313	4316	3	3
281610 HYDROXIDE/PEROXIDE OF MAGNESUM	5666	20637	3131	23392
281640 STRONTIUM,OXIDE,H-OXIDE,PEROXI	9	2103		
281700 ZINC OXIDE;ZINC PEROXIDE	15492	95869	28646	118215
281810 ARTIFICIAL CORUNDUM NOT DEFIN	3557	17104		17640
281820 ALUMINIUM OXIDE O/T ARTIFICIAL	23328	95249	14720	85389
281830 ALUMINIUM HYDROXIDE	44920	194596	42080	204938
281910 CHROMIUM TRIOXIDE	19654	61947		46491
281990 OTH,CHROMIUM OXIDES&HYDROXIDE		3488		4936
282010 MANGANESE DIOXIDE	2986	5223	8060	8842
282090 OTHER, MANGANESE OXIDES	9978	25715		300
282110 IRON OXIDES AND HYDROXIDES	55127	261548	41437	240648
282120 EARTH COLOURS			829	886
282200 COBALT OXIDE & HYDROXIDE	8753	32961	8515	42815
282300 TITANIUM OXIDES.	24304	96076	13342	120995
282410 LEAD MONOXIDE(LITHARGE,MASICOT	3512	9126	6023	17453
282490 OTHER, LEAD OXIDES			13	5601
282510 HYDRAZINE,YDROXYLAMINE SALT	8342	37768	9140	32518
282520 LITHIUM OXIDE AND HYDROXIDE			21	3965
282530 VANADIUM OXIDES AND HYDROXIDES		34		206
282540 NICKEL OXIDES AND HYDROXIDES		2374	80	364
282560 GERMANIUM OXID/ZIRCONIUMDIOXID			151	151
282570 MOLYBDENIUM OXIDES/DIOXIDES		33	14	14
282580 ANTIMONY OXIDES		27713		33348
282590 OTH INORGANIC BASE/METAL OXIDE	2600	9356	15	3540
282619 OTHER, FLOURIDES	1691	9372	1479	5107
282630 SODIUM HEXAFLOROALUMINATE	27	27	26	26
282690 OTHER,COMPLEX FLUORINE SALTS	1164	3820	680	6286
282710 AMMONIUM CHLORIDE	5911	26910	5524	35388
282720 CALCIUM CHLORIDE	9562	36873	8125	56867
282731 CHLORIDES OF MAGNESIUM	2982	16815	2891	16675
282732 CHLORIDES OF ALUMINIUM		1833	841	3736
282735 CHLORIDES OF NICKEL	4014	14888	2637	12243
282739 OTHER CHLORIDES:	5385	42524	6565	81807
282741 CHLORIDE OXIDE/HYDROXIDE COPER		73		79
282749 OTH CHLORIDE OXIDE/HYDROXIDES		156	311	358
282751 SODIUM POTASIU BROMOMIDES	317	599	622	6312
282759 OTH BROMIDE/BROMIDE OXIDE	38	114168	44970	57271
282760 IODIDES AND IODIDE OXIDES	5509	7351	1482	8427
282810 COM CAL HYP (BLEACHING POWDER)		85		
282890 OTH HYPOCHLORITES/HYPOBROMITES	4858	27668	54	18390
282911 CHLORATES OF SODIUM		3438	3332	10909
282919 OTH CHLORATES/PERCHLORATES	30515	150448	30085	180047
282990 OTH BROMATES/PERBROMATE/IODATE	1095	3745	39	27408
283010 SODIUM SULPHIDES	61693	401603	71380	336118
283090 OTH, SULPHIDES, POLYSULPHIDES	516	711		22
283110 SODIUM DITHIONITE,SULPHOXYLATE	57369	328702	59723	430851
283190 OTH DITHIONITE & SULPHOXYLATE	44046	291748	26847	283391
283210 SODIUM SULPHITES(NEUTRAL)	33799	106062	17615	143805
283220 OTHER SULPHITES		7344	354	3640
283230 THIOSULPHATES	25	3753	23	2289
283311 DISODIUM SULPHATE	111474	616535	81334	553522
283319 OTHER SODIUM SULPHATES	4528	21221		6526

Contd.



## 10.11 Imports by Economic Categories (Detail)

(In Thousand Rupees)

Items	Nov., 2016	From July, 2016	Nov., 2015	From July, 2015
283321 MAGNESIUM SULPHATE(EPSOM SLATE	1597	11096	1856	14825
283322 SULPHATES OF ALUMINIUM	6807	27089	6569	30732
283324 SULPHATES OF NICKLE	2792	39523	7450	31990
283325 SULPHATES OF COPPER	3435	49338	9492	57244
283327 SULPHATES OF BARIUM	3199	24881	5970	26908
283329 OTHER SULPHATES	24535	364979	29021	488327
283330 ALUMS	8	42	447	938
283340 PEROXOSULPHATES(PERSULPHATES)	5042	30867	5903	18215
283410 NITRITES	220	48424	4738	24527
283421 NITRATES OF POTASSIUM	2247	21439	6058	45162
283429 OTHER, NITRATES	4959	20597	22170	39866
283510 PHOSPHINATES & PHOSPHONATES	950	5519	2221	3665
283522 PHOSPHATES OF MONO-OR DISODIUM	52922	140678	23559	63504
283524 PHOSPHATES OF POTASSIUM	1164	10497	1151	3309
283525 CALCIUM HYDROGEN-ORTHOPHOSPHAT	48161	525339	88767	298624
283526 OTH CALCIUM PHOSPHATE (PURE)	4793	148593	3724	32084
283529 OTHER, PHOSPHATES	1386	11482	5943	15166
283531 SODIUM TRIPHOSPHATE	61315	317648	76812	302696
283539 OTHER, POLYPHOSPHATES	39737	146937	19963	109358
283620 DISODIUM CARBONATE NATURAL	269844	769750	123802	413540
283630 SODIUM HYDROGEN CARBONATE	13199	83768	12015	86305
283640 POTASSIUM CARBONATE	24646	60693	6992	60347
283650 CALCIUM CARBONATE	18003	72378	13432	73796
283660 BARIUM CARBONATE	19211	64005	4607	137104
283691 LITHIUM CARBONATE		4615		558
283692 STRONTIUM CARBONATE		17		
283699 OTHER, CARBONATES	65099	244995	42100	210526
283711 CYANIDES OF SODIUM	3423	27529	7430	34074
283719 OTH CYANIDE/OXIDES	289	886	2537	2640
283720 COMPLEX CYANIDES	745	896	70	886
283911 SODIUM METASILICATES	3464	9861	3921	14837
283919 OTHER, SILICATES	1274	11852	1575	5842
283990 OTHER, METAL SILICATE	870	10024	778	22128
284011 SODIUM TETRABORATE ANHYDROUS		10	7	30
284019 OTH DISODIUM TETRABORAT(REFINE	17002	106469	11430	111067
284020 OTHER, BORATES	320	15631	330	12641
284030 PEROXOBORATES (PERBORATES)				627
284130 SODIUM DICHROMATE	35013	87398	27037	149784
284150 OTH CHROMATE DI/PER CHROMATES	2454	43690	77	3696
284161 POTASSIUM PERMANGANATE	5288	20517	93	23319
284170 MOLYBDATES	1862	2486	453	2160
284180 TUNGSTATES (WOLFRAMATES)				23
284190 OTH,SALT OXOMETALIC/PEROX ACID	75	510	1252	7055
284210 DOUBLE OR COMPLEX SILICATES.	26664	106329	21850	88332
284290 OTHER SALTS OF INORGANIC ACIDS	2051	20755	879	100080
284321 SILVER NITRATE.	294	1447	288	3521
284329 OTHER,SILVER COMPOUNDS		5167	54	3071
284330 GOLD COMPOUNDS.		51		
284390 OTHER COMPOUNDS,AMALGAMS		3949		1205
284410 NATURAL URANIUM,ITS COMP ALLOY				101
284430 URANIUM DEPLET THORIUM IT COMP				66
284440 RADIOACTIVE EL/ISOTOP COMP ALY	18054	99692	25702	71121
284590 OTH ISOTOPES & THEIR COMPOUNDS		1046	147	749
284610 CERIUM COMPOUNDS.		3184	14	2179
284690 OTH RARE EARTH METAL COMPOUNDS		4151	1186	6056
284700 HYDROGEN PEROXIDE SO-WITH UREA	40987	295307	20613	89345
284800 PHOSPHIDES,CHEMICALLY DEFINED		2013		

Contd.

## 10.11 Imports by Economic Categories (Detail)

(In Thousand Rupees)

Items	Nov., 2016	From July, 2016	Nov., 2015	From July, 2015
284910 CALCIUM CARBIDES	43202	207016	1116	223599
284920 SILICON CARBIDE	1503	19829	4947	17165
284990 OTHER CARBIDE			21	23
285000 HYDRIDE,NITRIDE,AZIDE,BRMD ETC	2543	3205	199	3057
285210 INORG/ORGANIC COMP OF MERCURY	5816	18813	5131	8790
285290 OTH INORG/ORGA COMP-MERCURY		14488		
285300 OTH INORGANIC COPM AMALGAMS	1042	7081	13	1971
290899 OTH SULPHONATED DER OF PHENOLS	14258	47713	22783	42308
290911 DIETHYL ETHER		190		
290919 OTHER, ACYCLIC ETHER	3140	11470	121	11292
290920 CYCLANIC,CYC ETHER HALOGEN DER	1625	2030		2693
290930 AROMATIC ETHER HALOGEN SULPH'T	19898	55350	11701	43222
290941 2,2-OXYDIETHANOL(DIETHYL GLYCL	78514	464601	106898	346765
290943 MONOBUTYL ETHER,ETHYLEN GLYCOL	20131	61065	8940	66533
290944 MONOALKYL ETHER,ETHYLEN,GLYCOL	34301	144182	38675	225253
290949 OTH,ETHERS THEIR DERIVATIVES	47540	138693	14839	129023
290950 ETHER-PHENOLS,ETHERALCH PHENOL	10647	27034	1743	13976
290960 ALCH PEROXID,ETH PEROXID,KETON	29957	117605	30436	117727
291010 OXIRANE (ETHYLENE OXIDE)	2133	5324	1912	4012
291030 1-CHLORO-2,3-EPOXYPROPANE		24681	878	26352
291090 OTH,EPOXIDE,EPOXYALCH,EPOXYPHL	3	3523	604	3644
291100 ACETAL HEM/ACETAL,OXYFUNC HEL	255	3249	771	959
291211 METHANE WITHOUT OTH OXYGN FUNC	171	2325	519	1443
291212 ETHANE WITHOUT OTH OXYGEN FUNC		228		
291219 OTH,ACYCLIC ALDEHYD W/O OTHOXY	9747	50279	12957	65665
291221 BENZALDEHYDE W/O OTH OXY FUNC	2	998		
291229 OTH CYCLIC ALDEHYD W/O OXY FUN	1559	10758	2875	10714
291241 VANILLIN(4-HYDROXY-3-METHOXYBZ	11682	59431	10022	34593
291242 ETHYLVANILIN(3-ETHOXY-4HYDROXY	2358	6552	805	6760
291249 OTH ALDEHYDE-ETHER/PHENOL/OXYG	393	1868	482	1143
291260 PARAFORMALDEHYDE	1066	12146	4664	29423
291300 HALOGEN,SULPHONAT,NITRAT DERV	48	78		4
291411 ACETONE	4354	19461	1101	30708
291412 BUTANONE(METHYL ETHYL KETONE)	33478	80705	23890	200584
291413 4-METHYLPENTAN-2-ONE	2445	4551	2582	14437
291419 OTH,ACYCLIC KETONE W-OUT OXY-F	704	1141		561
291422 CYCLOHEXANONE,METHYLCYCLOHEXON	6183	37261	10709	55786
291423 IONONES AND METHYLIONONES		4364		140
291429 OTH,CYCLANIC ETC W/O OTHOXYGN	7309	16309	1594	7913
291439 OTH,AROMATIC KETONE W/O OXYGEN	1035	4076		1656
291440 KETONE-ALCOHOL KETONE-ALDEHYDE	6888	24082	13664	32930
291450 KETONE-PHENOL/KETONE W/O OXYGN	1436	6395	2419	12921
291469 OTHER QUINONES	3983	29258	4035	23981
291470 HALGENATDED,SULPHONATED,DERIVA	58	1675	762	809
291899 OTH INDREDIENTS FOR PESTICIDES	45231	192304	46660	227987
291910 TRIS(2,3-DIBROMOPROPY)PHOSPHA		307		
291990 OTH PHOSPHORIC ESTER/SALT/DERI	1909	29318	13913	30336
292019 OTH THIOPHOSPHORICESTERS, DERI		73		
292090 OTH ESTER OTH INORGANIC ACID	19784	54855	2917	46206
292111 METHYLAMINE,DI/TRI & ITS SALT	1871	14012	6223	38296
292119 OTH ACYCLIC MONOAMIN/DERV/SALT	5880	29312	3099	17064
292121 ETHYLENEDIAMINE AND ITS SALTS	14874	44932	1595	39894
292122 HEXAMETHYLENEDIAMINE/ITS SALTS		3657		3330
292129 OTH ACYCLIC POLYAMIN/DERV/SALT	7975	27263	4893	8029
292130 CY-CLANIC,LENIC LOTERPENI/SALT	3537	35944	3017	21099
292141 ANILINE AND ITS SALTS	818	7028	3267	7919
292142 ANILINE DERIVATIVES/ITS SALT	20197	98357	39488	119339

Contd.

## 10.11 Imports by Economic Categories (Detail)

(In Thousand Rupees)

Items	Nov., 2016	From July, 2016	Nov., 2015	From July, 2015
292143 TOLUIDINE/ITS DERIVATIV/SALT	350	15685	91	21252
292144 DIPHENYLAMINE/ITS DERIV/SALT	394	420		335
292145 1,2-NAPHTHYAMINE/ITS DERIVATE	715	17534	3585	24974
292149 OTH,AROMATIC MONOAMIN DER/SALT	80991	461268	88989	266663
292151 O,M,P-PHENYLENE,DIAMINE SALT	41091	199183	35942	146930
292159 OTH AROMATIC POLYAMIN DER/SALT	9618	27199	10805	45771
292211 MONOETHANOLAMINE AND ITS SALTS	2005	21205	1425	11012
292212 DIETHANOLAMINE AND ITS SALTS	6845	23949	9322	42572
292213 TRIETHANOLAMINE AND ITS SALTS	7477	56181	9229	32302
292219 OTH AMINO-ALCH ETHER/ESTR/SALT	68994	511130	188931	516397
292221 AMINOHYDROXYNEPHLENE ACID/SALT	30174	132922	15939	111737
292229 OTH AMINO NAPHTHOL/PHENOL ETHER	76068	391371	63592	244800
292231 AMINO ALDEHYDES AMINO KETONES			1468	1468
292239 OTH AMINO ALDEHYDES	1193	7013	52	63833
292241 LYSINE/ITS ESTER SALT THEREOF	223652	713835	78518	1071523
292242 GLUTAMIC ACID AND ITS SALTS	224350	1074098	168052	1064121
292243 ANTHRANILIC ACID AND ITS SALTS				319
292249 OTH AMINOACID/ESTER O/T OXYFUN	280881	1583259	266466	1360004
292250 AMINO-ALCHL/ACIDPHENOL/IT COMP	62321	421610	107862	456641
292310 CHOLINE AND ITS SALTS	878	9174	486	8688
292320 LECITHIN/OTH PHOSPHOAMINOLIPID	9044	56980	11747	62421
292390 OTH QU-AMMONIUM SALT/HYDROXID	42060	198595	49697	201440
292419 OTH AMIDE COMP,CARBONIC ACID	19909	206995	49061	303689
292421 UREINES/DERIV/SALT THEREOF	3273	16081		16153
292429 OTH CYCLIC AMIDE DERIV/SALTS	179908	825321	284663	944122
292511 SACCHARIN AND ITS SALTS	31544	107777	27226	127920
292519 OTH IMIDE/DERIV/SALT THROF	1051	13360	1269	10078
292529 DIPHENYL-GUANIDINE	20210	187253	31781	199427
292610 ACRYLONITRILE	2389	12510	2392	10843
292620 1-CYANO GUANIDINE(DICYANDIAMIDE	1611	21884	1600	20846
292690 OTH,NITRILE-FUNCTION COMPOUNDS	670537	4011807	249685	2917600
292700 DIAZO-,AZO-/AZOXY-COMPOUNDS	19360	105806	17991	106300
292800 ORGANIC DERV,HYDRAZIN/HYDOXY	9631	41273	7729	35878
292910 ISOCYANATES W-NITROGEN FUNCTIO	595430	2090356	433720	1331492
350790 OTH ENZYMES/PREP ENZYMES	313783	1372599	153291	1011956
360200 PREP EXPLOSIVE O/T POWDER		20041	45849	45849
381590 OTHER CATALYTIC PREPARATIONS	48342	190729	20102	155062
401039 TRANS SYS.BELT OTH 150-198 CM	16173	80597	11952	68802
401110 NEW PNEUM TYRES FOR MOTOR CARS	428299	2251739	321795	1378533
401120 NEW PNEUM TYRES FOR BUS/LORRY	1751968	11685778	2051062	11313567
401130 NEW PNEUM TYRES RUB AIRCRAFTS	16471	113382	47795	201263
401140 NEW PNEUM TYRE RUBB MOTORCYCLE	1193	14531	1029	19014
401150 NEW PNEUM TYRE RUBB BICYCLES	2362	9449	2434	13831
401161 TYRE AGRICULTURE VEH/MACHINE	139527	817904	220163	850610
401162 TYRE INDUSTRIAL VEH=61 CMS	1126	2192		866
401169 OTHER TYRE HERRING BONE	15	3926		2571
401192 OTHER TYRE AGRICULTURE/MACH		824	811	3230
401193 OTH TYRE INDUSTRIAL VEH=61 CM	4655	19313	2190	13469
401194 OTH TYRE INDUSTRIAL VEH>61 CM		1854	361	3028
401199 OTH TYRE NEW PNEUMATIC RUBBER	57625	597222	70683	367507
401211 RETREATED TYRES FOR MOTORCARS				188
401212 RETREATED TYRE FOR BUSES/LORRY		580		63
401213 RETREATED TYRE FOR AIRCRAFTS	919	919		10882
401219 OTHER RETREATED TYRE OF RUBBER	113	1361		410
401220 USED PNEUMATIC TYRES OF RUBBER	15	48		91
401290 OTH USED PNEUMATIC TYRE RUBBER	14947	34545	786	18971
401310 INNER TUBES,OF MOTOR CAR/BUSES	18584	97833	13192	88403

Contd.

## 10.11 Imports by Economic Categories (Detail)

(In Thousand Rupees)

Items	Nov., 2016	From July, 2016	Nov., 2015	From July, 2015
401320 INNER TUBES FOR BICYCLES	1420	10596	3918	12936
420340 OTHER CLOTHING ACCESSORIES	8915	57040	19268	66956
440290 OTH WOOD CHARCOAL NOT AGGLOMER		2127	12620	15143
440500 WOOD WOOL;WOOD FLOUR.	4660	12825	1074	1074
440690 OTH RAILWAY SLEEPERS OF WOOD		3609	2174	2174
440710 CONIFEROUS WOOD SPECI SAW/CHIP	926	926	1573	14547
440721 MAHOGANY (SWIETENIA SPP) TROP				3194
440725 TROPICAL WOOD DARK RED MERANTI	18716	88656	39832	133345
440726 TROPICAL WOOD WHITE LAUAN ECC	33267	133140	23774	122059
440727 SAPELLI	4507	7270	4126	4126
440729 OTH TROPICAL WOOD NON-CONF SAW	352720	1744737	345350	1532181
440791 OAK WOOD,SWAN/CHIPPED LEN WISE		2676	2383	13009
440792 BEECH WOOD SWAN/CHIPPED L/WISE	16254	45636	4700	14247
440793 OTH TROPICAL WOOD OF MAPLE		165		
440794 OTH TROPICAL WOOD OF CHERRY				705
440795 OTH TROPICAL WOOD OF ASH	66926	324972	35792	265613
440890 OTH.LAMINAT WOOD SAWN.SLICED6M	27116	89168	17323	63144
440910 WOOD CONIFEROUS SPECIES SHAPED			54	165
440921 WOOD NON-CONIFEROUS OF BAMBOO		1555		735
441700 TOOLS/BODIES/HANDLE OF WOOD	2381	7340		2492
441810 WINDOWS FRENCH WINDOWS & FRAME	11	604	120	120
441820 DOORS FRAMES AND THERSHOLDS	26443	87858	10001	84684
441840 SHUTTERING FOR CONCRETE C/WORK	7073	7151	6042	10502
441871 ASSE FLOOR PANEL(MOASIC FLOOR)		8		
441872 OTH MULTILAYER FLOORING PANELS		106	83	83
441879 OTH ASSEMBLED FLOORING PANELS	1186	3112	115	33749
551694 W-FAB ART FIB<85%WT O/FIB PTIN	135369	888002	520044	1575927
560121 OTH ARTICLES OF COTTON WADDING	919	1553	1552	4330
560122 OTH WADDING OF MAN-MADE FIBRES	540	2222	1610	3231
560129 OTHER, WADDING ARTICLES	4954	9937	258	21729
560600 GIMPED YARN,AND STRIP AND LIVE	77973	212081	64412	378228
560721 BINDER/BALER TWINE OF SISAL		6638		6495
560729 OTH,TWINE,CORDAGE,ROPE&CABLE	1418	16138	1249	12427
560741 BINDER/BALER TWINE OF POLYTHNE	6665	13455	97	2662
560749 OTH TWINE,CORDAGE,ROP,CAB POLY	15027	71723	20664	64992
560750 TWINE,CORDAGE,ROPE,OTH SYN FIB	6512	32724	2052	26415
560790 OTH,TWINE,CORDAGE,ROPE & CABLE	5833	35935	6055	35714
560811 FISHING NETS MAN-MADE TEX MAT	32121	172483	32886	214154
560819 OTH, MADE UP NETS OF TEX MAT	11451	68566	13724	104144
560890 OTH,NOTTED NETS/NETTING ROPE	1910	28691	3677	17467
591000 TRANSMISON CONYOR BELT TEX MAT	8539	50118	10632	74327
591110 TEX FAB,FELT & FELT-LINED FAB.	14677	86500	57519	122135
591120 BOLTING CLOTH,WHET/NOT MADE UP	3262	21427	4366	16292
591131 TEX FAB & FELTS,< 650G/SQM .	11420	48064	8195	37090
591132 TEX FAB & FELTS,>O650G/SQM .	11961	106279	26998	131042
591140 STRAINING CLOTH USEDOIL PRESS		1867	455	2795
670490 WIGS,BEARD,EYE-BROW OF OTH MAT	301	363	194	1302
680100 ARTICLE OF STONE PLAS CEMET		1102		6
680210 TILES CUBES AND SIMILAR ARTICL		41		9
680221 OTH MONUMENTAL BUILD STONE/ART	25263	124522	38980	157084
680223 GRANITE	81480	389901	105488	583042
680229 OTHER STONE		640	644	871
680291 OTH MARBL TRAVERTIN&ALABASTER	1356	12163	189	6369
680293 OTHER GRANITE	6799	55420	849	6084
680299 OTHER STONE	3838	42428	556	7828
680690 OTH ARTICLE OF HEAT INSULATING	29408	63920	7220	38686
680710 ARTICLE OF ASPHALT IN ROLL	22963	33057	1354	5169

Contd.

## 10.11 Imports by Economic Categories (Detail)

(In Thousand Rupees)

Items	Nov., 2016	From July, 2016	Nov., 2015	From July, 2015
680790 OTH ARTICLE OF ASPHALT MATERL	2002	2058	1565	1868
681099 OTH ARTICLE OF CEMENT	52171	52836	848	3566
681140 ARTICLES CONTAINING ASBESTOS	47	47		138
681181 CORRUGATED SHT NOT CON ASBESTO		2315		
681182 O-SHT,PANEL,TILES,NOT CON ASBE	21476	91326	47642	88735
681599 OTH ARTICLE OF STONE OTH MINRL	5302	36424	10723	22991
690100 BRICK , TILE OF SILI FOSSIL	87	175		3384
690210 REF BRICK,TILE>50%MG,CA	54953	388191	22242	483455
690220 CERAMIC>50%SILICA,ALUM	21131	128196	48807	170261
690390 OTH REFRECTORY CERAMIC GOODS	7569	110934	11499	56099
690490 OTH C/FLOORING BLOCKS F/TILE	21	1601	2358	2631
690510 ROOFING TILES	30	111	297	4420
690590 OTH CHIMNEY-POTS,COWLS,ETC.	5167	19781		86
690600 CERAMIC PIPES CONDUITS&FITING	187	251		
690710 TILES CUBES ETC W/N RECT<7CM	13	6390	1449	23459
690790 OTH,UNGLAZED CERAMICS	249149	1688577	452490	1903680
690810 TILES CUBES AND SIMILAR ARTICL	2	748	15847	57625
691490 OTH CERAMIC ARTICLES O/TH PORN	3783	39454	349	9996
700100 CULLET AND OTH WAST&SCRAP,GLAS	192	196		4139
700210 BALLS IN GLASS UNWORKED	2008	24045	8211	15048
700220 RODS IN GLASS UNWORKED	1	1		
700231 TUBE,FUSED QUARTZ/SILICA,UNWOR	2	2		
700232 TUBE OF OTH GLASS UNWORKED	934	1343		633
700239 OTHER, TUBES IN GLASS	43084	211816	82224	261907
700312 NON-WIRED SHEETS COLOURED,FLAS	12090	50812	11303	51145
700319 OTH NON WIRED SHEETS OF GLASS	16054	57182	7352	27006
700320 WIRED SHEETS GLASS		4427	1400	5742
700330 PROFILES OF GLASS				3041
700420 GLASS COLOURED OPACIFIED FLASH	5999	26941		522
700490 OTHER GLASS	1147	17647	3895	23214
700510 NON-WIRED GLASS HAVE ABSORBENT	16817	86986	13723	119180
700521 NON-WIRED GLASS COLOURED,OP/FE	14041	70856	4684	62944
700529 OTHER, NON-WIRED GLASS	1787	51623	14373	89159
700600 GLASS BENT, EDGE-H-70.03,04,05	11487	42576	16186	79481
700711 THOUGHENED SAFTY GLASS FOR VES	29852	163792	12351	116671
700719 OTH THOUGHENED SAFTY GLASS	21430	134978	19372	105960
700721 LAMINATED SAFTY GLASS VEH/VESL	5353	38791	24728	60865
700729 OTHER, LIMINATED SAFETY GLASS	11301	59212	7424	56260
701090 OTH CARBOYS BOTT,FLASK,JAR,POT	97057	551705	71719	359740
701110 FOR ELECTRIC LIGHTING	3452	25538	8228	43261
701120 FOR CATHODE-RAY TUBES		168		
701400 SIGNALLING GL-WARE,OPTCAL ELEM	299	3563	289	4884
701510 GLASS FOR CORRECTIVE SPECTACLE		6	517	957
701610 GLASS CUBES/OTH SMALLWARE	2648	24034	3233	25891
701919 OTH YARN OF GLASS FIBRE/THREAD	8443	24699	3822	10270
701931 GLASS MATS	36506	209846	17446	183115
701932 THIN SHEETS (VOILES)	49468	306709	23137	201750
701959 OTH WOVEN FABRICS	8533	14199	9141	18893
710210 UNSORTED, (ROUGH) DIAMONDS		1665		3902
710490 OTH SYN/RECONSTI SEM/PRE STONE		118	21	8848
711890 OTHER COIN	123	16396	13	358
720110 NON-ALLOY PIG IRON<0.5% PHOSP	32568	389059	130156	411093
720120 NON-ALLOY PIG IRON>0.5% PHOSP		149	1496	1496
720211 FERRO-MANGANESE CONT 2% CARBON	69884	276937	42701	274180
720219 OTH FERRO-MANGANESE		15935		13873
720221 FERRO-SLICON CONT >55% SILICON	34268	182006	20342	199952
720229 OTH FERRO-SILICON	38216	88603	8415	49367

Contd.

## 10.11 Imports by Economic Categories (Detail)

(In Thousand Rupees)

Items	Nov., 2016	From July, 2016	Nov., 2015	From July, 2015
720230 FERRO-SILICO-MANGANESE	157598	675546	183787	780702
720241 FERRO-CHROMIUM CONT >4% CARBON	919	7356	805	10280
720249 OTH FERRO-CHROMIUM	844	5245	5028	8822
720250 FERRO-SILICO-CHROMIUM		1045		
720270 FERRO-MOLYBDENUM	47	3145		7513
720280 FERRO-TUNGSTEN&FERRO-SIL-TUNGS	708	1519	571	1259
720292 FERRO-VANADIUM	131	240		
720293 FERRO-NIOBIUM	504	661	94	393
720299 OTHER FERRO-ALLOYS	139	1196		2617
720390 OTH FERROUS PRODUCTS	99	142		
720410 WASTE/SCRAP OF CAST IRON	10532	49733	13554	41396
720421 WASTE/SCRAP OF STAINLESS STEEL	33366	144834	15613	148293
720429 WASTE/SCRAP OF OTH ALLOY STEEL	121	403	733	5028
720430 WASTE/SCRAP TINNED IRON/STL	239306	961068	326227	1833515
720441 TURNING,SHAVING,MILLING WASTE	3129997	13478822	3522339	16105076
720449 OTHER FERROUS WASTE AND SCRAP	5306224	21021005	4986512	22826890
720450 REMELTING SCRAP INGOTS	5784	27077	140	140
720510 GRANULES OF PIG IRON	418	19724	3133	23742
720529 OTH POWDER PIG IRON&SP IRON/ST	5179	16606	4857	34629
720610 INGOTS OF IRON ON STEEL.		9480		
720690 OTHPRIM FORM (EXCL H-72.03)		460		
720711 CONT 0.25% CARBON,IRON/N-ALY/S		71420	168871	1272211
720712 OTH RECTANGULAR CROSS SECT I/S		50120		
720719 OTH SEMI/FIN PROD IRON/N-A.STL		35068	296620	296620
721790 OTH WIRE OF IRON/NON-ALLOY-STEEL	34937	129207	33265	113033
722300 WIRE OF STAINLESS STEEL	14781	76510	12031	71226
722410 INGOTS OTH PRI-FORM OTH A/STEL			2948	2948
732599 OTH CAST ARTI OF I/S NES	30825	109265	36148	151944
732611 GRIND BALL&SIMI ARTI FOR MILLS		1072		209
732690 OTH ARTICLES OF IRON & STEEL	449216	3166949	462924	1577323
740200 UN-REFINED CODDER, COPP ANODES				955
740311 REFINED COPPER,CATHODES&SECTIN	853045	3779036	694142	3995066
740312 REFINED COPPER WIRE-BARS		14444		
740319 OTHER, REFINED COPPER	5748	11285	2437	11394
740321 COPPER-ZINC BASE ALLOYS(BRASS)		1231	2151	14476
740322 COPPER-TIN BASE ALLOY (BRONZE)		11263		11569
740329 OTH COPPER ALLOYS(O/T H-74.05)		1857	1140	4084
740400 COPPER WASTE AND SCRAP	93190	475038	61913	340360
741999 OTHER, ARTICLES OF COPPER	2252	31184	2307	20754
750210 NICKEL, NOT ALLOYED	97154	358237	56995	441245
750220 NICKEL ALLOYS	344	853	108	323
750890 OTHER, ARTICLES OF NICKLES	90935	336108	66987	321856
760110 ALUMINIUM, NOT ALLOYED	502204	2170324	458106	2165100
760120 ALUMINIUM ALLOYS	262327	1296911	258496	1242650
761699 OTHER,ARTICLES OF ALUMINUM	71747	299242	152236	650929
780110 REFINED UN-WROUGHT LEAD	513683	3920483	595628	3851683
780191 OTH UNWROUGHT LEAD CON ANTIMON		42660	11297	51188
780199 OTH UNREFIND LEAD&LEAD ALLOYED	23440	109977	19405	87239
780600 OTHER ARTICLES OF LEAD.	300	13706	14206	25111
790111 ZINC NOT ALLOYED WT=>99.99%	128121	688250	220616	950827
790112 ZINC NOT ALLOYED WT < 99.99%	512	8527	119153	806405
790120 ZINC ALLOYS	41395	694806	66450	181195
790700 OTHER ARTICLES OF ZINC.	8020	25297	9606	53472
800110 TIN, NOT ALLOYED	45550	228908	7045	142895
800120 TIN ALLOYS	505	2969		1276
800700 OTHER ARTICLES OF TIN	202	247	26350	29424
810196 OTHER WIRE OF TUNGSTEN		3005		3510

Contd.

## 10.11 Imports by Economic Categories (Detail)

(In Thousand Rupees)

Items	Nov., 2016	From July, 2016	Nov., 2015	From July, 2015
810199 OTHER ARTICLES OF TUNGSTEN	288	896		529
810296 OTHER MOLYBDENUM WIRE	630	1344	511	1748
810390 OTH TANTALUM&ARTICLES THEREOF		442		
810411 UNWROUGHT MAGNESIUM BY WT99.8%	14	3037	2767	10919
810419 OTH ARTICL UNWROUHT MAGNESIUM	93	93	8405	8417
810490 OTHER ARTICLE OF MAGNESIUM		3040		14
810520 COBALT MATTES& OTH PRODUCTS	12020	45108	3076	37104
810590 OTH INTERMEDIATE PRO OF COBALT	167	2016	669	1172
810600 BISMUTH&ATICL INCL WASTE,SCRAP	1	1		1899
810720 UNWROUGHT CADMIUM POWDER			248	2353
810790 OTH CADMIUM,WROUGHT & ARTICLES	267	617	242	1158
810890 OTH TITANIUM WROUGHT&ARTICLES	606	27464	519	4305
810990 OTH ZIRCONIUM AND ARTICLES		24019		1990
811010 UNWROUGHT ANTIMONY POWDER	98313	424956	54880	289541
811090 OTH ANTIMONY ART INCL W/SCRAP		338		
811100 MANGANES&ARTCL INC WASTE&SCRAP	76	6481		5239
811221 CHROMIUM UNWROUGHT POWDER	55	224		596
811229 OTH UNWROUG CHROMIUM INCL WAST	754	3330		200
811299 OTH BASE METAL UNWROUGH&ARTICL		28	143	143
961900 SANITARY TOWEL&TAMPON&SIMILAR	1482538	4872542	1736705	6102109
<b>3. CAPITAL GOODS TOTAL</b>	<b>149181543</b>	<b>731936750</b>	<b>132586939*</b>	<b>560570515</b>
010612 WHALES, DOLPHINES & PERPOISES		5687		
010619 OTHER MAMMALS		7420	739	1662
010620 RAPTILES (INCL.SNAKES&TURTLES)				443
010631 BIRDS OF PREY	311	531	35	410
010632 PSITTACIFORMES(INCL.PARROTS)	7268	26691	8634	33889
010633 OSTRICHES,EMUS(DROMAIUSNOVAEH)		648		
010639 OTHER BIRDS	5002	6957	88	613
010641 INSECTS		18689	1339	8600
010690 OTHER LIVES ANIMALS	2198	9274	2222	7536
621790 PARTS OF GAR/CLOTH ACCESSORI	498	3395		3317
680300 WORKED SLATE/ARTICLE OF SLATE	28	28		
680410 MILL STONE AND GRIND STON MIL	13715	80138	13112	99159
680421 OTH MILLSTONE OF AGGLOMER SYNT	11081	51758	10950	33918
680422 MILL STONE AND GRIND STONE/OTH	115717	482547	76532	430843
680423 OTH MILLSTONE OF NATURAL STONE	8901	18935	5591	19425
680430 HAND SHARPENING POLISH STONE	5924	29138	5051	16119
680510 BASE OF WOVEN TEXTILE FABRICS	19329	159535	42375	193106
680520 ON BASE OF PAPER OR PAPERBOARD	21131	116825	27755	99411
680530 ON BASE OF OTHER MATERIALS	20194	102661	25965	135962
680610 SLAG WOOL ROCKWOOL MINERAL WOL	35086	112027	3447	45899
680620 EXFOLIATED VERMICULITE EXPEND	28	2035	703	4138
680800 PANELS,BOARDS,TILES BLOCKS ETC	5220	17189	1800	12784
680911 BOARDS,SHEETS,PANELS,TILES ETC	18121	73981	10345	52680
680919 OTH BOARDS,SHEETS,PANELS OF PL	1523	3559	3346	7377
680990 OTH ARTICLE OF PLASTICS	43	953	122	1366
681011 BUILD BLOCK,BRICK OF CEMENT		499		31
681019 OTH ARTICLE TILE,FLAGSTONE ETC	4779	16086	1940	12414
681091 PREFABRICAT STRUCTURAL COMPONT		573		478
681189 OTH ARTICLES NOT CON ASBESTOES		4898		885
681291 CLOTHING ACCE OF ASBESTOES FIB		247		80
681292 PAPER MILLBOARDFELT ASBET FIBR				44
681293 COMPRESSD ASBESTOS FIB JOINING	12093	50045	5437	41357
681299 O-ARTI OF FABRICA ASBESTOS FIB	184	7090	5311	16823
681320 FRICTION MATERIA CON ASBESTOES	24908	100786	7735	78500

Contd.

## 10.11 Imports by Economic Categories (Detail)

(In Thousand Rupees)

Items	Nov., 2016	From July, 2016	Nov., 2015	From July, 2015
681381 BRAKE LININGS&PADS VEH-H-8711	51479	217735	47421	233666
681389 O-BRAKE LINE&PADS NOT CON ASBE	2597	14777	3354	13148
681410 PLATES,SHEETS STRIPS OF AGLOM	607	5586	36	1022
681490 OTH, ARTICLES OF MICA	80	246	1216	3920
681510 NON ELETICAL OF GRAPHITE	17707	60293	24718	70269
681520 ARTICLE OF PEAT OTH ARTICLE	67	423	126	509
690290 OTH REFERECTORY BRIK/BLOK TILE	51111	57096	1981	10448
690310 CERAMIC CON>50% GRAPHITE,CARB	9992	52235	7146	36316
690320 COLD TUNDISH LINING SLIDE GATE	10305	77104	10863	75001
690890 OTH GLAZED CERAMICS WALLTILES	836589	5408812	905014	4641709
690911 LAB CERM WARE PORCELAIN/CHINA	105	2744	765	877
690912 LAB CERM WARE HARD>9 MOH.SCALE	67	2952	755	2758
690919 LAB CERAMIC WARE CHM/TECH USE	3813	17393	32481	45972
690990 OTH CERAMIC WARES AND SIMILARS	282	724	29	1346
691010 CERAMIC SINK,ETC.FIXT PORCELIN	51145	293707	58980	305006
691390 OTH STATUTTES, ORNAMENT	104	2446	1399	2632
691410 OTH CERAMIC ARTICLES OF PORCEL	16	337		
710700 BASE METALS CLAD WITH SILVER				20
710812 OTH UNWROUGH(GOLD)NON-MONTERY	86129	609286	212268	1161391
710820 MONETARY (GOLD)		31903	10499	32491
711230 ASH CONTAINING PRECIOUS METAL				155
711810 COIN (O/T GOLD),NOT LEGAL TEND				3
720720 CONT 0.25% MORE OF CARBON I/ST			740	148915
720810 COILS, I/N-A-STEL-HOT ROLLED				
720825 OTH C-HR-I/N-A-STL TH>4.75 MM	28295	149751	14831	70134
720826 OTH C-HR-I/N-A-STLTH=3-4.75MM	3320	14598	3369	28887
720827 OTH C-HR-I/N-A-STL TH<3 MM	4318	24892	21062	75256
720836 OTH C-HR-I/N-A-STL TH>10 MM	7261	17931	4565	21555
720837 OTH C-HR-I/N-A-STL TH4.75-10MM		261211	8663	108115
720838 OTH C-HR-I/N-A-STL TH 3-4.75MM	8902	107036	24943	76811
720839 OTH C-HR-I/N-A-STL TH<3 MM	16471	319709	156688	201703
720840 NOT IN COIL I/S H-ROL W/PATERN	4732727	13502258	1360735	7299808
720851 OTH N/COIL I/S H-ROL TH>10 MM		302332	124	485136
720852 OTH N/COIL I/S H-ROLTH>4.75-10	45360	324941	55540	326247
720853 OTH N/COIL I/S H-ROL TH>3-4.75	10512	62964	10663	37729
720854 OTH C-HR-I/N-A-STL TH<3 MM	3561	34078	6707	48344
720890 OTH FLT-ROL PROD IRON WD>600MM	4261	35301	24847	69291
720915 IN COIL I/S C-ROL TH 3MM/MORE	8520	256998	51509	304775
720916 IN COIL I/S C-ROL TH > 1 < 3MM	54738	152985	34796	287512
720917 IN COIL I/S C-ROL TH>0.5-1MM	517939	2533180	379849	2732764
720918 IN COIL I/S C-ROL TH > 0.5 MM	163881	2134712	231793	1597686
720925 NOT IN COIL I/S C-ROL TH 3MM/>	172046	775190	209867	1097350
720926 NOT IN COIL I/S C-ROL TH>1M<3M		1903	239	1893
720927 C-ROL I/S TH 0.5 MM TO 1MM	40467	287479	54108	492852
720928 NOT IN COIL I/S C-ROL TH<0.5MM	233856	846817	107782	1099553
720990 OTH FLT ROL PROD I/S WD>600MM		24026	1968	19107
721011 I/STL PLAT/COAT TIN TH-0.5MM/>	50769	190949	65846	301505
721012 I/STL PLAT/COAT TIN<0.5MM	1348	5883	53	7066
721020 IR/STL PLAT/COAT WITH LEAD	164023	1533309	210307	902515
721030 ELECTROLYTICALLY PLAT/COAT ZIN		193		3822
721041 COR F-R PROD I/S ZINC COAT600	344534	1436929	329289	1513706
721049 OTH F-R PROD I/S COAT ZINC>600	4135	54996	13956	13956
721050 F-ROL I/ST COAT CHROMIUM OXIDE	1557861	5631463	1488084	7639240
721061 I/S PL/COT ALUMINIUM ZINC ALLY	11517	202476	37001	200617
721069 OTH F-ROL PROD I/S PL/COT ALUM	48245	207134	26672	132544
721070 FR I/S PAINT/VARN, COATED PLAS		28280	7071	20437
721090 OTH F-ROL PRD I/NA-ST CLD,COAT	365374	1962022	190234	975251
	25930	40135	297	1906

Contd.



## 10.11 Imports by Economic Categories (Detail)

(In Thousand Rupees)

Items	Nov., 2016	From July, 2016	Nov., 2015	From July, 2015
721113 ROLL 4 FACE I/ST TH<4M WD>150M				88
721114 OTH F-ROLL I/S WD<600MMTH>4.75	19220	92776	17605	96855
721119 OTH F-ROLL I/S WD <600MM-CR	16650	94035	9350	50406
721123 F.ROL I/ST CR WT<0.25% CARBON		22485	9017	9017
721129 OTH F-ROL PROD C/ROL WD<600MM	5222	25680	9549	43628
721190 OTH F-ROL PROD I/STL WD<600MM	70137	224584	44111	297744
721210 F-ROL PROD I/NA STL PLATE/COAT				622
721220 I/S ELECTROLYTICAL PL/CT W/ZINC	7283	112352	10212	36587
721230 I/STEEL OTH WISE PL/CT W/ZINC	3910	104352	529	22827
721240 I/STEEL PAIN/VABNI/COT W/PLAST		3304	1515	9053
721250 I/STEEL OTHWISE PLATED/COATED		4673	372	18747
721310 BARS/RODS HOT/ROL I/S,CON RIBS	6498	75295	9200	37303
721320 BARS/RODS HOT/ROL FREE-CUT STL	2140	2140		302
721391 OTH CIRCULAR C/SEC <14 MM DIA	252176	1309234	360908	2147249
721399 OTH BAR/ROD H-ROL IRR-WND-COIL	27613	92575	52526	135388
721410 BAR/RODS IRON NA STEEL FORGED	121	112306	13531	74368
721420 BAR/ROD I/S CON RIBS GROOVES	11143	1280644	90957	762689
721430 OTH BAR/RODS OT/THAN HEAD72.13	1662	15956	3223	25792
721491 OTH BAR/ROD I/S RETANGULAR C/S	2582	4220		
721499 OTH BAR/ROD I/S O/THN H-72.13		560785		1742
721510 BARS/RODS FREE CUT STEEL COLD	12791	45838	23029	64614
721550 OTH BAR,ROD COLD-FORMED OF I/S	2857	12508	1414	12009
721590 OTH BAR/RODS,OTH NONALLOY STEL	2349	8452	196	26067
721610 U,I,H SECTIONS H-ROL HIGH<80MM	355	891		2854
721621 L SEC H/ROL HT<80 MM 1/NA STEL	4262	21691	2408	3544
721631 U,I OR H SEC H-ROL HT 80M 1/ST	38087	195569	45333	425127
721632 I SECTION	71415	215151	41128	224235
721633 H SECTION	30826	89510	42624	211156
721640 L&T SEC H-ROL HT 80MM OR MORE	2708	19426	4503	7202
721650 OTH ANGLE/SHAPE SEC HOT H/ROL	591	4368	3790	49953
721661 ANGLE/SHAPE SEC COLD/ROLL	1273	2048		
721669 OTH ANGLE/SHAPE SEC I/S C-ROLL		1627		132
721691 OTH C/FORM I/ST FLAT ROL PROD		90	1298	1298
721699 OTH ANGLE/SHAPE SEC IRON/STEEL	1103	7649	137	47072
721710 WIRE OF I/S NOT PLATED/COATED	7726	28354	24920	132176
721720 WIRE OF I/S PLATED/COAT W/ZINC	13570	92610	26720	86690
721730 WIRE I/S PLATED/COAT W/O B-MTL	43827	209083	59901	224887
721899 OTH SEMI-FINISHED PRO ST/STEEL	337	5032		15573
721911 F/ROL PROD ST/STEEL HR TH>10MM		393	3190	7233
721912 COILS ST/STEL-HR TH>4.75-10MM	1968	11182		825
721913 COILS ST/STEL-HR TH>3MM-4.75MM	1200	2812		1388
721914 COILS ST/STEL-HR TH>3MM		8712	2901	19495
721921 COILS ST/STEL-HR TH>10MM	16487	26137		10768
721922 COILS ST/STEL-HR TH>4.75-10MM		320758		12156
721923 COILS ST/STEL-HR TH>3MM<4.75MM		357	16524	18970
721924 COILS ST/STEL-HR TH>3MM	9776	12292		3210
721931 COILS ST/STEL-CR-TH >4.75 MM	35092	62129	14674	73704
721932 COILS ST/STEL-CR-TH>3MM-4.75MM	7877	64684	7424	75470
721933 COILS ST/STEL-CR-TH >1MM <3MM	92244	535136	107255	588550
721934 COILS ST/STEL-CR-TH>0.5MM<1MM	134552	418060	61455	296988
721935 COILS ST/STEL-CR-TH >0.5MM	177536	1041337	395164	1177209
721990 OTH F/ROL PROD ST/ST WD>600 MM	506986	2426061	476442	2243335
722012 F-ROL ST/STEEL H-ROL TH<4.75MM		14153		1306
722020 COILS ST/STEEL H.ROLLTH <600MM	46714	146361	59035	231678
722090 OTH F/ROL PROD,ST/ST WD <600MM	7421	52379	8476	26443
722100 BAR/RODS H/ROL IN COIL ST/STEL		365		196
722211 BAR/ROD ST/ST NFW H/ROL CC/SEC	12345	79391	24586	136047

Contd.

## 10.11 Imports by Economic Categories (Detail)

(In Thousand Rupees)

Items	Nov., 2016	From July, 2016	Nov., 2015	From July, 2015
722219 OTH BAR/ROD ST/ST NFW HOT/DRWN	8684	36514	17658	19085
722220 BAR/ROD ST/ST NFW C/FOR,C/FIN	5271	30842	7585	28516
722230 OTH BAR/ROD OF STAINLESS STEEL	34355	188268	31916	79898
722240 ANGLE/SHAPES&SECTION ST/STEEL	10914	55546		8700
722490 OTH SEMI-FIN PROD OTH A/STEEL	238856	1205736	782360	2259587
722511 GRAIN-ORIENTED SIL-ELEC-STEEL	231579	1035610	419850	1405396
722519 OTH F/ROL PROD SIL-ELEC-STEEL	79057	214667	27376	384167
722530 OTH NFW HOT/ROLLED IN COILS	2568366	13691484	2317465	13004823
722540 OTH NFW HOT/ROLLED NOT IN COIL	292612	1351560	30375	701956
722550 OTH ALLOY STEEL NOT WORK(RDUC)		82	14173	65256
722592 FLATROLLED PROD O/W ZINC PLATE	521	3515	986	1504
722599 OTH F/ROL PROD OTH ALLOY STEEL		39951	53492	277660
722611 GRAIN-ORIENTED SILICON ELEC ST	6723	56597	40350	201866
722691 OTH FLATROL PROD NOTWORK HOT/R	1807	8785		1932
722692 OTH F/ROLL PROD NOTWORK COLD/R	23009	136670	19875	87970
722699 OTH F/ROL PROD OTH ALLOY STEEL	224775	226998	323	13484
722720 BAR/ROD OF SILICO-MAG STEEL		8619	38211	38211
722790 OTH BAR/ROD H/ROLL W/COIL A/ST	383188	1756083	395680	1278682
722810 BAR/RODS OF HIGH SPEED STEEL		4281	2005	4920
722820 BAR/RODS OF SILICO-MAG STEEL		3424	1568	1568
722830 OTH BAR/ROD HOT ROLLED	168083	1363496	299567	1770867
722840 OTH BAR/ROD NOWORK FORGED	3740	4467	8634	21354
722850 OTH BAR/ROD NOWORK C/FOR,C/F	2168	44062	159	22884
722860 OTH BAR/ROD ALLOY STEEL NES	751	141326	32138	163635
722870 ANGLES, SHAPES AND SECTIONS	9494	546445		59386
722880 HOLLOW DRILL BARS AND RODS	81	920	1616	2052
722990 OTH,WIRE OF OTHER ALLOY STEEL	6298	37381	6827	53548
730110 SHEET PILING IRON AND STEEL	1811	23101		20818
730120 ANGLE SHAPES & SECTIONS OF I/S	2821	6886	1651	4651
730210 RAILS OF IRON AND STEEL	5068	1710833		28903
730230 SWITCH BLADE, CROSS-FROG P/ROD				372
730240 FISH-PLATES AND SOLE PLATES	3120	6016	892	2973
730290 OTHER MATERIALS JOINTING RAILS	2482	11165	2265	3251
730300 TUBE/PIPE,HOLLOW PROFILE C/IRON	144	26387	149	44034
730411 L.P FOR OIL&GAS S-STL SEAMLESS	315	49905	28197	34974
730419 OTH LINE PIPE I/S FOR OIL&GAS	17882	778620	53192	712988
730422 DRILL PIPE S-STL DRILL OIL/GAS		194		
730423 OTH DRILL PIPE I/S FOR OIL&GAS	178122	975717	293251	1823830
730424 OTHER PIPE OF STAINLESS STEEL	528328	1101814	1240	4325
730429 OTH CASING,TUBING I/S-OIL/GAS	598699	1161612	135879	1476605
730431 O- COLD-ROLLRD C.C.SEC I/N.A.S	63234	283296	31111	95519
730439 OTH CROSS SECTION OF N.A-STEEL	149472	948639	151131	881339
730441 COLD ROLD CR-SEC OF STAIN-STL	5850	77997	3307	50592
730449 OTH CROSS SECTION OF STAIN-STL	12769	197612	24759	277879
730451 O-C.C.SEC COLD ROL(ALLOY-STL)	1675	9685		5186
730459 O-CIR CROSS SEC OF (ALLOY-STL)	1290660	1612873	40	49283
730490 O-TUBE PIPE/HOLLOW -PRO SEAMLE	33388	321572	48583	346107
730511 LINE PIPE USED OIL/GAS WELDED		10372		28596
730512 OTH LINE PIPE USED OIL GAS WLD				7008
730519 OTH LINE PIPE USED OIL/GAS P/L	1601485	3618354	3259622	3327001
730531 OTHER, LONGITUDINALLY WELDED	48840	71455	122	122
730539 OTHER, WELDED TUBES AND PIPES	3101	64336		
730590 OTHER, TUBES AND PIPES	4691	80318	5846	8310
730611 L.P-WELDED OF STA-STL(OIL/GAS)		1011	1167	64830
730619 OTH-LINE PIPE O/G PIPELINE I/S	42294	100382	117458	234570
730621 CAS/TUB WELDED LINE PIPE STA-S	1088	1088		290
730629 O-CASING/TUB LINE PIPE O/G I/S	13758	34161		186

Contd.

## 10.11 Imports by Economic Categories (Detail)

(In Thousand Rupees)

Items	Nov., 2016	From July, 2016	Nov., 2015	From July, 2015
730630 COPPER COAT MILD STL TUB-8.5MM	116442	378000	34758	292971
730640 O-WELDED C.C.SEC OF STAIN-STL	74524	778078	132973	981622
730650 O-WELDED C.C.SEC NON ALLOY-STL	26005	105192	65377	199078
730661 O-TUBE,PIPE WELD SQUARE C-SEC	18122	119787	31720	127621
730690 OTH TUBE PIPE HW-PROFILR I/STL	51449	147507	388484	483972
730711 CAST FIT N-MALLEABLE CAST-IRON	6461	60282	24143	48498
730719 OTHER, CAST FITTINGS	19523	204345	47202	243971
730721 FLANGES, OF STAINLESS STEEL	4339	55485	12891	70631
730722 THREADED ELBO,BEND,SLV S/STEEL	8418	50621	3938	16140
730723 BUTT WELDING FITTING STAINSTEL	682	12064	1508	20572
730729 OTH TUBE,PIP FITTING STAINSTEL	50030	247304	69927	286425
730791 FLANGE AIR-P AGRI-TRACTOR<=80H	23700	152106	71810	189128
730792 THREAD ELBO,BEND/SLV IRN/STEEL	48028	181430	9653	99354
730793 BUTT WLEDING FITTING IRON/STEL	16256	274386	14875	81965
730799 OTH TUBE,PIP FIT IRN/STEL NEC	170265	1083333	167418	969567
730810 BRIDGES AND BRIDGE-SECTIONS	5017	70037	32	32
730820 TOWERS AND LATTICE MASTS	272713	1437159	40355	2520406
730830 DOR,WIN/FRAMES,TH-HOLD,FORDORS	12959	746495	119945	176616
730840 EQUIP SC-FOLD SHUT PROP PITPRO	105766	402487	156238	277538
731100 CONT COMPRESIED/LIQUID GAS IR/S	120940	383825	58126	247128
731210 STANDARD WIRE ROPES AND CABLES	80753	366889	100003	399883
731290 OTH WIRE,ROPE,CABLE,SLINGS I/S	2233	54209	16289	54767
731300 BRABED WIRE OF I/S TNIS HOOP	9594	55059	6746	51641
731412 ENDLESS BAND MACH STEL W-CLOTH	286	6315	5424	8564
731414 OTH WOVEN CLOTH OF STAIN STEEL	10775	24865	3918	38505
731419 STEEL CORD FABRIC LIN MNF TYRE	2576	7901	2661	16383
731420 GRIL NET FENC W/LD D=3MM MS100	11762	21904	526	3186
731431 OTH GRL NEW FENC/WLED COTD ZNC	5793	8070		713
731439 OTH GRL NET FENCING AT INTSEC	747	5658	5551	6458
731441 OTH CLO GRL NET FENC PL/COT ZN	22763	70930	8681	44976
731442 OTH CLO GRL NET FENC PL/COT PL	2313	6312		2614
731449 OTH CLO GRL NET /FENFING	16027	103707	45400	190055
731450 EXPANDED METAL OF IRON OR STEL		4938		3878
731511 ARTICULATED LINK ROLLER CHAIN	71780	409041	99857	416512
731512 OTHER CHAIN, ARTICULATED LINK	10982	105239	26306	133169
731519 PARTS, ARTICULATED LINK CHAIN	15487	78466	7810	73973
731520 SKID CHAIN	258	673	606	2352
731581 STUD LINK		3197	2387	4878
731582 OTHER, WELDED LINK	5388	14080	3349	28404
731589 OTHER CHAIN,	2646	7882	1389	13553
731590 OTHER PARTS OF CHAIN	4338	10390	2170	11486
731600 ANCHORS,GARPNELS PARTS IRON/ST	19419	62717	13773	56941
731700 NAILS,TAKES,DRAWING PINS IR/ST	37325	173571	27508	133475
731811 COACH SCREW I/S THREADED	1059	6995	1467	4792
731812 OTH WOOD SCREW I/S THREADED	1483	10360	8324	19995
731813 SCREW HOOKS,SCREW RING RVT I/S		694	30	1477
731814 SELF-TAPPING SCEWS, THREADED	8666	27976	13864	55658
731815 OTH SCREW,BOTLS W/N NUT/WASHER	168653	938671	504770	1174328
731816 NUTS, THREADED OF IRON/STEEL	60709	286200	46464	244857
731819 OTH BOLT,NUT,WASHER,RVT I/S TH	18175	82852	19668	85793
731821 SPRING WASHER LOCK WASHER N-TH	1024	14472	1080	20523
731822 OTHER WASHERS. NON-THREADED	19055	55336	9249	56162
731823 RIVETS, NON-THREADED	5540	29782	7487	29986
731824 COTTERS/PINS NON THREADED I/S	870	4559	485	2018
731990 OTH KNITTING NEDLS,CRO HOOKS	5656	31178	6855	46147
732010 LEAF-SPRINGS&LEAVES THEREFOR	16565	74246	25970	101219
732020 HELICAL SPRINGS	400	6399	1354	8297

Contd.

## 10.11 Imports by Economic Categories (Detail)

(In Thousand Rupees)

Items	Nov., 2016	From July, 2016	Nov., 2015	From July, 2015
732190 PARTS OF I/S,COOK APPLI&PLAT-W	11889	200743	21165	78096
732211 RADIATORS/PARTS CAST IRON E-EL	9	560		1357
732219 OTH RADIATOR AND PARTS THEREOF	1435	29459	3549	17030
732490 OTHER, INCLUDING PARTS	12889	74621	10294	57905
732510 OTH CAST ARTI I/S N-MEL C-IRON	10155	126210		3698
732591 GRINDING BALLS SIMI ARTI MILLS		54596		31329
732619 OTH ATI FORGED/STAMPED N-WORK	104901	420862	143312	440109
732620 ARTICLES OF IRON OR STEEL WIRE	749	20182	3322	14249
740500 MASTER ALLOYS OF COPPER.	1007	1007		180
740610 COPER-POW OF NON-LAMELLAR STRU	998	11380	925	7422
740620 COPER-LAMELLAR STRUCTURE FLAKE	20095	48516	5242	68411
740710 BAR,RODS OF REFIND COPPER	46125	323452	85636	318783
740721 COPPER BAR,ROD PROFIL ZINC BAS		9191	9009	27883
740729 OTH BAR,ROD,PROFIL COPP ALLOYS	5237	17898	46	9223
740811 WIRE REF COPP MAX CR-SEC DI>6M	35391	193642		69660
740819 OTHER, WIRE OF REFINED COPPER	13773	79790	12368	73703
740821 WIRE OF COPPER ALLOY ZINC BASE	4136	10718	2928	13241
740822 WIRE OF COPPER ALLOY NICK BASE	44	903	126	4573
740829 OTH WIRE OF COPPER ALLOYS ETC	792	1902	7056	22249
740911 PLAT,SHEET,STRIP REF COPP COIL	39239	54812	38016	54854
740919 OTH PLAT SHEET&STRIP REF COPP	2020	10629	1098	20899
740921 PL,SH&STRIP COPP ZINC BAS COIL	20479	62358	7189	76547
740929 OTH PL/SH/STRI COPP ZINC BAS	2713	13513	229	7828
740931 PL/SH/STRIP COPP TIN BAS COILS			263	263
740939 OTH PL/SH/STRIP COPP TIN BAS-C	1656	10576	632	811
740990 PL/SH/STRIP OTH COPP ALLOYS NS	151	1287	2647	3130
741011 FOIL REFINED COPP NOT BACKED	49088	312367	80603	380139
741012 FOIL OF COPP ALLOYS,NOT BACKED	41979	186383	52877	201396
741021 FOIL OF REFINED COPPER,BACKED	2910	5966	16241	21954
741022 FOIL OF COPPER ALLOYS,BACKED	4	1999	1228	2405
741110 TUBE & PIPE OF REFINED COPPER	54068	511794	75780	625682
741121 TUB&PIPE COPP ZINC BAS ALLOYS	1596	8464	87	8964
741122 TUB&PIPE COPP NICKLE BAS ALLY				2153
741129 OTH TUBE&PIPE OF OTH COPP ALLY	2405	20311	1898	7735
741210 COPP TUBE/PIPE FIT REF COPPER	570	9224	1638	3647
741220 COPP TUBE/PIPE FIT COPP ALLOYS	4426	19430	3860	15842
741300 STANDARD WIRE,CABL PL-BAND-NEI	5385	98185	618	48855
741510 NAIL,TACK,DRW-PIN,STAPL,S-ARTI	1	131		2428
741521 WASHERS/INCL SPRING WASH N-THR	278	2071	716	1579
741529 OTH NOT THREADED ARTI COPPER	817	3953	1135	4337
741533 OTH THRD SCREW,BOLT,NUT COPPER	854	4607	2069	6789
750400 NICKEL POWDERS AND FLAKES.	299	5362	150	6809
750511 BAR,ROD,PROFILE NICKLE N-ALLOY		63		
750512 BAR,ROD,PROFILE NICKLE ALLOYED		299	258	2450
750521 WIRE OF NICKEL, NOT ALLOYED		693		718
750522 WIRE OF NICKEL, ALLOYED	2434	10015	2808	10738
750610 PLAT,SHET,STRIP,FOIL NICK N-AL		1441	6238	14030
750620 PLAT,SHET,STRIP FOIL NICK ALOY		1540		3125
750711 TUBE&PIPE OF NICKEL NOT ALLOYD		83		
750712 TUBE & PIPE OF NICKEL ALLOYED	2834	5033		4411
760200 ALUMINIUM WASTE AND SCRAP.	463673	2325760	680591	2893704
760310 POWDER OF NON-LAMELLAR STRUCTU	1	8575		1674
760320 POWDER OF LAMELLAR STRU FLAKES	4728	18708	2183	23047
760410 BAR ROD PROFILE ALUM NOT ALLOY	19325	55656	6594	56722
760421 HOLLOW PROFILES OF ALUM ALLOYD	67	2415	1305	1703
760429 OTH BAR,ROD&PROFIL ALUM ALLOYD	12802	69696	34557	77773
760511 ALMU WIRE N-ALLOY MAX DIA>6MM	8075	74823	4666	38018

Contd.

## 10.11 Imports by Economic Categories (Detail)

(In Thousand Rupees)

Items	Nov., 2016	From July, 2016	Nov., 2015	From July, 2015
760519 OTH ALUMINIUM WIRE NOT ALLOYED	7429	42302	4235	45222
760521 ALUM WIR ALLOY MAX CRS DIA>7MM		2214	1698	3729
760529 OTH ALUMINUM WIRE, ALLOYED	5872	81189	5676	31994
760611 RECTANGLE&SQUARE ALUM NOT ALLY	24323	102760	20253	116525
760612 RECTANGULAR/SQ ALUM MOTALLOYED	115111	706742	167830	691349
760691 OTH PL,SHET,STRL ALUM NOT ALOY	8374	64192	2489	36794
760692 OTH PL,SHET&STRIP ALUM ALLOYED	1720	66756	14739	55818
760711 ALUM FOIL ROLLED N-WORK/BACKED	367460	1446994	323439	1241808
760719 OTH ALUMINIUM FOIL NOT BACKED	105538	741282	184912	827373
760720 ALUMINUM FOIL, BACKED	147840	615021	163380	675184
760810 TUBE, PIPE OF ALUM NOT ALLOYED	559	13209	599	5077
760820 TUBE, PIPE OF ALUM ALLOYED	11191	54954	6250	50220
760900 ALUM TUBE,PIPE FIT(COUP/ELBOW)	144	5193	2961	14481
761010 DOORS,WINDOW, FRAMS, THRESHOLDS	15053	88995	2732	41199
761300 ALUM CONT FOR COMP/LIQUE GAS	768	10690	3400	17729
761410 STAND WIR,CABL PL,ALU S-CORE	248439	1204406		3
780411 LEAD SHET STRIP FOIL TH>0.2MM			71	71
780419 OTHER , LEAD PLATES	53	598		
790310 ZINC DUST(BLUE POWDER)		5380	1407	13092
790390 OTHER ;ZINC POWDER AND FLAKES		213		
790400 ZINC BARS,RODS,PLROFILE&WIRE	5198	16570	1798	28271
811300 CERMETS&ARTICLE INCL WAS/SCRIP		32		
820110 SPADES AND SHOVELS	6466	36027	4340	17287
820130 MATTOCKS, PICKS, HOES & RAKES	71	139		740
820140 AXES,BILLS HOOKS&SIMI HEW TOOL	33	859	1014	3286
820150 SECATEURS&ONE-HAND PRUNERS SHR		72	24	906
820160 HEDGE SHEARS, TWO-HAND PURNING	38	731	36	247
820190 OTH HAND TOOL AGRICUL,HORTICUL	87	1454	272	1712
820210 HAND SAWS	4080	24833	4802	24277
820220 BAND SAW BLADES	681	7768	405	4692
820231 CIRCULAR SAW BLADE WITH STEEL	5795	29945	6803	30127
820239 OTH CIRCULAR SAW BLADE,O/MATER	9082	31767	8075	22366
820240 CHAIN SAW BLADES	2608	9804	2227	6755
820291 STRAIGHT SAW BLADES,WORK METAL	55	1093	866	20971
820299 OTHER SAW BLADES	9759	35584	9828	47707
820310 FILES, RASPS & SIMILAR TOOLS	4070	37403	10113	37047
820320 PILERS,PINCERS,TWEESZERS S-TOL	15879	87584	19064	95857
820330 METAL CUTTING SHEARS&SIM TOOLS	326	8305	592	5695
820340 PIPE CUTTERS BOLD CROPPERS,ETC	2011	9721	2118	9891
820411 NON-ADJUS H-OPER SPANER,WRENCH	39998	148184	21530	136057
820412 ADJUSTABLE H-OPER SPANER,WRENC	14404	98039	23577	100412
820420 INTERCHANGEABLE SPANNER SOCKETS	6583	15037	5647	21976
820510 DRILLING,THREADING TAPPING TOL	3146	14980	839	14262
820520 HAMMERS AND SLEDGE HAMMERS	10418	28889	5141	20037
820530 PLANES,CHISELS,GOUGE WOOD WORK	724	2960	371	7440
820540 SCREW DRIVERS	11700	61931	9883	49579
820551 OTHER HAND TOOLS H-HOLD N.E.S.	3592	18290	1157	10992
820559 OTH HAND TOOL(GLAZZIER DIMOND)	31425	141832	22712	137823
820560 BLOW LAMPS		138	19	100
820570 VICES, CLAMPS AND THE LIKE	2151	9516	5458	19133
820590 SETS OF ARTI.TWO/MORE,SUB-HEAD	3560	21464	1563	26364
820600 TOOL TWO/MORE OF H.82.02TO.05	92511	399114	11301	42121
820713 ROCK DRILLING,EARTH BORING TOL	11440	19851	1480	17876
820719 OTH INC PARTS ROCK DRIL,E-BORI	143252	606544	168650	848088
820720 DIES FOR DRAWING/EXTRUD METAL	6984	156466	8732	23609
820730 TOOL FOR PRESS, STAMPING/PUNCH	16265	116054	19078	47920
820740 TOOLS FOR TAPPING OR THREADING	1289	8788	3197	15838

Contd.

## 10.11 Imports by Economic Categories (Detail)

(In Thousand Rupees)

Items	Nov., 2016	From July, 2016	Nov., 2015	From July, 2015
820750 TOOL FOR DRILLING O/T ROCK DRL	32614	117883	63578	426773
820760 TOOLS FOR BORING OR BROACHING	653	14907	223	11812
820770 TOOLS FOR MILLING	8779	34781	755	29411
820780 TOOLS FOR TURNING	8122	32834	4870	33465
820790 OTH INTERCHANGEABLE TOOLS	33090	229478	44898	246446
820810 KNIVS&CUTING BLADE METAL WORK	2996	25743	6573	21096
820820 KNIVS CUTING BLADE WOOD WORK.	899	7002	3825	12245
820830 KNIVS&CUTING BLADE KITCHEN APP	2486	17984	709	7608
820840 KNIVS&CUTING BLADE AGRI HORT	2022	21244	1645	15989
820890 OTH KNIVES CUTING BLADES F/MAC	37961	184981	41844	213211
830260 AUTOMATIC DOOR CLOSERS	3233	39552	9855	40387
831190 OTH WIRE&RODS AGGLOMTR B/METAL	14608	79878	15211	111543
840140 PARTS OF NUCLEAR REACTORS	2392	2392	1920011	2366498
840211 WATERTUBE BOIL S/PROD>45T/H	2992592	14827484	2095058	4052196
840212 WATERTUBE BOILER S/PROD-45T/H	6670	130079	32474	183025
840219 OTH VAPOUR GENERATING BOILERS,		84027	191700	1279034
840220 SUPER-HEATED WATER BOILERS			8634	69158
840290 PARTS OFSTEAM/OTH VAPOUR G/BOL	331226	3684527	948	370264
840310 BOILERS	3616	33404	1140	13855
840390 PARTS CENTRAL HEATING BOILERS	149	1878	253	29978
840410 AUXILIARY PLANT FOR BOILER		731367		8780
840420 CONDENSERS STEAM/VAP POW UNIT	20564	107230	27776	114032
840490 PARTS MASHINE H-8404.1000	378086	2436485	15950	145659
840510 PRODUCER WATER GAS GENERATORS	142772	167637	6808	33790
840590 PART PROD GAS WATER GENERATOR	4438	17885	1502	8162
840610 TURBINES FOR MARINE PROPULSION		72121		2200
840681 OTH TURBINE OUTPUT EXCEED 40MW		2015102		3823
840682 O-TURBINE OUTPUT NOT EXC 40MW	1427365	10579400	78713	877301
840690 PARTS OF STEAM TURBINES	879784	8971961	1413026	1948111
840710 AIRCRAFT ENGINES	10670	1031590	35069	2252666
840721 MARINE PROPULSION ENGINES	40173	229938	203	132287
840729 OT MARINE SPARK-IGN-ROTRY ENG.		158		598
840731 PISTION ENGINE CAPACITY-50CC	2895	11976	107	12082
840732 PISTON ENG CAPACITY 50-250CC	93503	295549	82643	255329
840733 PISTON ENG CAPACITY 250-1000CC	4588	17784	8087	31472
840734 PISTON ENG CAPACITY EX1000CC	30601	170300	20157	115837
840790 OTH ENGINES	30532	293658	19436	125535
840810 MARINE PROPULSION ENG-DIESEL	588	59319	2563	8784
840820 ENGINE FOR VEH CHAPTER-87	54872	324651	32193	195117
840890 OTH ENGINES	44035	262220	66138	333923
840910 PARTS FOR AIRCRAFT ENGINES	84148	324608	3253	19064
840991 PARTS,SPARK-IGNITON PIST ENGIN	882222	4272486	401857	2614917
840999 OTH PART,COMPRES-IGN PIST ENG	733325	3449567	333907	3108486
841011 HYD,TURBINE,WATER WHEE-1000KW		13387		99038
841012 HYD,TURBN W/WHEEL-1000-10000KW			69696	82208
841013 HYD TURBINE,W/WHEEL>10,000KW		678183	73903	2250315
841090 PARTS, INCLUDING REGULATORS	498077	3421352	320480	1145936
841122 TURBO-PROPLER EXCEED 1100KW		1950952		82968
841181 OTH GAS TRBIN NOT EXCD 5,000KW	22928	22928		353906
841182 OTH GAS TURBIN EXCE-5,000KW	3496319	30087942		446295
841191 PARTS TURBO-JET /PROPELLERS				14743
841199 OTH, PARTS OF GAS TURBINES	789230	6004525	142582	2738140
841210 REACTION ENG OTH THAN TURB-JET	1075	1083		
841221 LINEAR ACTING,HYD ENGINE&MOTOR	5113	46061	1537	10690
841229 OTH, HYDRAULIC POWER ENG&MOTOR	20022	98050	10053	224927
841231 LINERA ACT,PNEUMATIC ENG&MOTOR	6307	26396	1937	11484
841239 OTH, PNEUMATIC ENG & MOTOR	9860	32675	8653	31848

Contd.

## 10.11 Imports by Economic Categories (Detail)

(In Thousand Rupees)

Items	Nov., 2016	From July, 2016	Nov., 2015	From July, 2015
841280 OTH, ENGINES AND MOTOR	991	3310	4991	5733
841290 PARTS OF ENGINES AND MOTOR	13181	55313	10362	489648
841311 PUMPS FOR DISPENSING FUEL/LUB	23291	280542	11537	155029
841319 O-PUMP FITTED MEASURING DEVICE	46801	276017	7908	183390
841320 HAND PUMP O/THN H-841311,19	879	4681	16111	20375
841330 FUEL LUBRICATING/COOLING PUMPS	393320	1562694	39780	894334
841340 CONCRETE PUMPS	18004	95024	38765	215183
841350 OTH POSITIVE DISPLACEMENT PUMP	210643	1056820	20842	156417
841360 OTH ROTARY PIDISPLACEMENT PUMP	16551	432241	2601	24264
841370 OTH CENTRIFUGAL PUMS	869234	4455687	245326	4201063
841381 OTH PUMS LIQUID ELEVATORS	59290	552670	60468	612280
841382 LIQUID ELEVATORS		3226	1498	5890
841391 PART OF PUMPS	154691	821182	143501	798185
841392 PARTS OF LIQUID ELEVATORS PUMP	264	8650	921	3651
841410 VACUUM PUMS	16430	116851	15596	84031
841420 HAND/FOOT OPERATED AIR PUMS	10383	43349	9604	33591
841430 COMPRESSOR REFRIGERATOR EQUIP	726900	3713137	586919	3852346
841440 AIR COMPRESSORS MOUNTED W/CHAS	35419	346650	19226	109389
841451 FANS TABLE,FLOOR,WALL,WINDOW	29743	1233750	24439	231643
841459 OTH FANS	215362	493937	52798	228227
841460 HOODS MAX-HORIZONTAL SIDE120CM	15993	93733	19009	75180
841480 OTH GAS COMPRESOR&RECYCL RODS	828754	3924596	408737	1996704
841490 PARTS AIR/VACUM PUMPS ETC.	193410	976572	167079	1080607
841510 WINDOW/WALL TYPE AC/SPLIT SYS	354137	1524224	147175	848411
841520 A.C.MACHINES FOR MOTOR VEHICLE	471	21014	221	11472
841581 A.C.MACH COMP MOTOR DRI FAN	6403	261774	17462	95351
841582 O- AC INCOR REFRIGIRATING UNT	14630	200581	21333	97329
841583 OTH A.C. MACH NOT REFRIG UNIT	12678	140456	94042	332538
841590 PARTS OF AIR CONDITION MACHINE	308195	1538855	155645	1290825
841610 FURNACE BURNERS LIQUID FUEL	1002	15336	1545	54731
841620 OTH FURNAC BURNER INCL COMBINT	11648	44385	6995	39106
841630 MECHANICAL STOKERS GRATES ETC	11862	276331	41189	375542
841690 PART OF BURNRS OTH ART OF 7412	5208	130444	8282	87636
841710 FURNAC & OVEN F/ROAST/MELTING	87315	1694130	138	233569
841720 BAKERY OVENS INCL BISCUIT OVEN	79834	137191	2929	49621
841780 OTHER FURNANCE AND OVENS INDUS		305238	59788	1356810
841790 PART OF INDUSTRIAL LAB FURNACE	41991	87062	3467	156097
841810 COMBINED REFRIG-FREEZE W-DOORS	18522	152789	26129	147385
841821 REFRIGERATORS HOUSEHOLD TYPE	34445	227534	46933	249343
841829 OTH REFRIGERATOR HOUSHOLD TYP	6966	50752	6646	87522
841830 FREEZERS OF CHEST TYPE	412	33266	212	12707
841840 FREEZERS OF THE UPRIGHT TYPE	5100	21901	44523	68669
841850 O-FURNI-STORAGE,DISPLY FRZ EQU	20424	61439	25946	178860
841861 OTH REFRIG FREZ EQPT HEAT PUMP	2691	3212	4448	9526
841869 OTH REFRIG FREZ EQPT HEAT PUMP	257057	1340758	252851	1139959
841891 FURNITURE REFRIG FREEZING EQPT	35	6620	2347	11417
841899 OTH PARTS REFREGERATING EQUIPT	263670	1263785	135371	1032580
841911 INSTANT GAS WATER HEATERS	74161	327276	62705	270466
841919 OTH INSTANT STRONGWATER HETER	3583	26653	15629	64911
841920 MEDICAL SURGICAL LAB STERILISE	35932	200372	15707	101821
841931 DRYERS AGRICULTUL PRODUCTS		80	515	23363
841932 DRYERS WOOD PAPER PULP P/BOARD		29309	4866	6836
841939 OTHER DRYERS	30315	661438	110441	463134
841940 DISTILLING RECTIFYING PLANT	1312	143354	448	36813
841950 HEAT EXCHANGE UNITS	25515	1144746	51657	191428
841960 MACHINERY LIQUIFY AIR O/GASES	9123	389126	8104	42917
841981 OTH MACH PLANT EQPT HOT/COL FD	42707	189383	16951	173045

Contd.

## 10.11 Imports by Economic Categories (Detail)

(In Thousand Rupees)

Items	Nov., 2016	From July, 2016	Nov., 2015	From July, 2015
841989 OTH MACHINERY PLANT AND EQPT	114194	3973115	982466	5956813
841990 PARTS MACH PLANT LAB EQUIP ETC.	948257	2484334	83181	413806
842010 CALENDERING OTH ROLL MACHINES	22142	96711	624	6134
842091 CYLINDER(FOR CALENDERING MACH)		3816	1944	3705
842099 OTH PART OF CALENDER MACHINE	5388	37882	8005	23299
842111 CREAM SEPARATORS	1056	1159		10648
842112 CLOTHES-DRYERS	240	6579	1284	4647
842119 OTH CENTRIFUGES INCLUDING DRYR	75534	1678145	98244	432586
842121 FILTERING PURIFY MACH&APARATUS	1056150	3780699	466706	1856906
842122 FILTERING MACH FOR BEVERAGES	5554	18496	12459	32772
842123 OIL&PETROL-FILTER INT.COMBSN	53025	211848	27440	169081
842129 OTH FILTER MACHS APPARATUS NES	118719	1047708	115662	400741
842131 INTAKE AIR FILTER COMBTION ENG	45595	412176	27036	325825
842139 OTH FILTERING PURIFY MACH/APPA	393382	2760183	195860	1050616
842191 PARTS CENTRIFUGES INCL DRYER	99590	354285	80338	325999
842199 PARTS OF FILTERING PURIFY MACH	69855	2135083	60861	268894
842211 DISH WASHING MACHINE HOUSEHOLD	1808	6260		2482
842219 OTHER DISH WASHING MACHINE	445	1853	967	3484
842220 MACH CLEANING/DRYING BOTTLE	161	162134	1879	9649
842230 MACH FILLING/CLOSING BOTTLES	333049	2258019	1245783	2691346
842240 OTH PACKING WRAPPING MACHINE	587884	1398480	193108	941430
842290 PARTS MACH FIL/CLEAN WRAP PACK	124537	561555	159080	834709
842310 PERSONAL WEIGHING MACHINES	26706	45351	8712	28067
842320 SCALES FOR CONT WEIGHING GOODS	5065	12910	8207	37513
842330 CONSTANT WEIGHT SCALES/HOPER	739	18467	30439	128768
842381 OTH WEIGHT MACHINERY-30KG	45538	52834	1242	11458
842382 OTH WEIGHT MACH CAP-30-5000KG	74692	146437	22055	224702
842389 OTH WEIGHING MACHINERY	6924	110168	312	46038
842390 WEIGHT MACH WTS ALL KINDS&PART	23779	92889	3483	57106
842410 FIRE EXTINGUISHERS W/N CHARGED	149353	658202	42074	186043
842420 SPRAY GUNS&SIMILAR APPLIANCES	69578	276712	5197	71547
842430 STEAM,SAND BLAST,JET PROJ MACH	2092	27223	523	9049
842481 AGRICULTURAL OR HORTICULTURAL	46801	136842	26884	143190
842489 OTH APPL PROJ/DISPERS/SPRY LQD	198663	563647	8502	63620
842490 PART MECH APPLIANCE SPRAY ETC.	24053	366226	28992	128775
842511 PULLEY TACKLE HOISTS POWER	25198	190524	15883	113991
842519 O-PULLY/HOISTS/WINCH/CAPSTANS	172530	322902	32448	127601
842531 WINCH CAPSTAN POWER E/MOT	5213	26322	1066	16382
842539 WINCHES CAPSTAN	9662	63527	11540	25257
842541 JACKS,HOISTS-RAISING VEHICLES		19220	1551	5906
842542 OTH JACKS AND HOISTS HYDRAULIC	40553	319723	23597	143123
842549 OTH MECHANICAL HANDING EQUIPMT	2410	10224	1014	6884
842611 OVERHEAD-TRAVELING CRAN F-SUPO	67037	387070	1331	349444
842612 MOBILE LIFTING FRAME ON TYRES	2111	42713	2093	183434
842619 OTH O/HEAD TRAVEL/TRNSPOT CRAN	111864	357979	4694026	5000592
842620 TOWER CRANES	51210	197020	95390	359329
842630 PORTAL OR PEDESTAL JIB CRANES		27769		30283
842641 O-MACHINERY SELF PROP ON TYRES	14445	122094	14313	232095
842649 OTH MACHINERY SELF PROPELLED	446844	1316468	152371	4245903
842691 O-MACH DESIGED MOUNT ROAD VEH	1300	4007	718	18000
842699 OTH MACHINERY NOTSELF PROPELED		69	1378	724827
842710 SELF PROPELL TRUCK WITH EL MOT	36119	201846	30275	220774
842720 OTHER SELF-PROPELLED TRUCKS	95618	777484	88191	452354
842790 OTH WORK TRUCK LIFT/HAND EQUIP	23768	79523	7111	45190
842810 LIFTS AND SKIP HOISTS	103463	761361	139711	676946
842820 PNEUMATIC ELEVATORS&CONVEYORS	704	57275	34605	41820
842831 ELEVATOR/CONVEYOR,UN/GROND USE				26482

Contd.



## 10.11 Imports by Economic Categories (Detail)

(In Thousand Rupees)

Items	Nov., 2016	From July, 2016	Nov., 2015	From July, 2015
842832 OTH ELEVATOR/CONVEYOR BUKT TYP	4543	23382		1188
842833 OTH ELEVATOR/CONVEYOR BLT TYPE	2524779	4567008	20532	136056
842839 OTH CONT ACTELEVATOR,CONVEYOR	597216	3862577	10174	544328
842840 ESCALATORS & MOVING WALKWAYS	7954	218711	116814	335282
842860 TELEFERICS CHAIR-LIFT,F/FURNIC	712	4053	697	5225
842890 OTH MACHINERY LIFT/HANDLE ETC.	352399	2604095	3020	608266
842911 TRACK LAYING BULDOZER/ANGLDOZR	33194	582238	36140	331490
842919 BULDOZRS/ANGLEDRO/TRACK LAYING	376864	852011	173169	197856
842920 GRADERS AND LEVELLERS	337573	1272490	76838	136516
842930 SCRAPERS		132		
842940 TAMPING MACHINE & ROAD ROLLERS	628300	2053775	148568	349165
842951 FRONT-END SHOVEL LOADERS	353762	2331273	207521	751393
842952 MACHINERY 360 REVOLVG S/STRUTE	90530	299546	55383	118152
842959 OTH MECHANICAL SHOVALS EXCAVOR	2275283	9822789	534219	3160461
843010 PILE-DRIVERS /EXTRACTORS	32278	33787	2057	53524
843020 SNOW-PLOUGHS AND BLOWERS			58	109
843031 SELF-PROP COAL ROCK CUTTER	82922	90419	360	32264
843039 OTH SELFPROP COAL/ ROCK CUTTER		28891		8924
843041 OTH BORS SINK MACH SELF-PROPEL	17598	347658	4206	60897
843049 OTH BOR/SINK MACH NOT SELFPROP	157856	2080436	807114	6734886
843050 OTH MACHINERY SELFPROPELLED	342	30483	80908	178007
843061 TAMP COMPACT MACH NOT SELFPROP	8806	22705	2032	12066
843069 OTH MACHINERY NOTSELF-PROPELED	4349	62643	51983	100240
843110 PARTS MACHINERY HEADING 84.25	2627	25460	3280	7021
843120 PARTS MACHINERY HEADING 84.27	16422	57303	4000	33054
843131 PARTS OF LIFT SKIPHOIST&ESCALT	63267	335668	68382	178872
843139 OTH PARTSLIFT/HANDLE/LOAD MACH	130341	385339	87034	355982
843141 BUCKETS SHOVELS GRABS & GRIPS	11909	28923	19132	33275
843142 BULDOZER OR ANGLEDOZER BLADES	4754	6356	3574	5168
843143 PARTS BOR/SINK MACHINERY	209766	1281640	228700	1773400
843149 PART MACH HEAD 84.26.84.29-30	230450	1014063	144759	986101
843210 PLOUGHS		254		92215
843221 DISC HARROWS,SCARIFIERS,CULTI	7126	13945	6815	59154
843229 OTH HAROW SCARIFIER WEDER&HOS	480	5153		8836
843230 SEEDERS PLANERS & TRANSPLANTER	1396	2662		750
843240 MANURE SPREADER&FERTILISER DIS				102
843280 OTH AGR HERTI, FORESTRY MACHRY	32297	113359	669	5013
843290 PARTS AGR HERTICULTURAL MACHIN	6346	126761	1429	25057
843311 LAWN MOVER PARKS/SPORTS GROUD		2882	780	3353
843319 OTH MOVER LAWN PARKS SPORTGOOD	250	4349	574	4975
843320 OTH MOWERS INCLUDING CUTER BAR		2044	576	9152
843330 OTH HAYMAKING MACHINERY		1536	53	2637
843340 STRAW BALER INCL PICK-UP BALER	8284	51536	1612	37932
843351 COMBINE HARVESTER-THRESHERS	85453	684457	78189	932875
843352 OTH THRESHING MACHINERY	976	15691		1604
843353 ROOT/TUBER HARVESTING MACHINES		617	71	4147
843359 OTH HARVESTING MACHINES	9445	60494	11175	66797
843360 MACH CLEAN SORT EGG FRUT AGPRO	7089	76701	612	1040
843390 PARTS MACH CLEAN/SORT EGG ETC	2541	30600	4502	40207
843410 MILKING MACHINES	668	6866	20	16416
843420 DAIRY MACHINERY	12017	100613	4952	21240
843490 PART MILKING/DAIRY MACHINERY	12309	48166	6222	23891
843510 MACHINERY (PRESSES,CRUSHES)	8600	20116	231	1436
843590 PART OF JUICE EXTRACTING MACHI	9609	10256		1052
843610 MACHRY PREP ANIMAL FEED STUFS	147927	310156	59472	264597
843621 POULTRY INCUBATORS & BROODERS	16502	94131	16515	24258
843629 OTH POULTRY KEEPING MACHINERY	144134	375739	147656	697731

Contd.

## 10.11 Imports by Economic Categories (Detail)

(In Thousand Rupees)

Items	Nov., 2016	From July, 2016	Nov., 2015	From July, 2015
843680 OTH MACHINERY		60877	412	25063
843691 PARTS POULTRY KEEP MACH BRODER	1772	58506	3358	16174
843699 OTH PART OF AGRI/HORT MACHINER	16717	68712	31382	116671
843710 MACH CLEAN SORT GRAD GRAIN/VEG	190467	593694	98514	438950
843780 OTH MACHINERY	67287	533926	8801	165533
843790 PARTS MACHINE USE MILLINDUSTRY	44634	176771	56369	216161
843810 BAKERY MACH MFG MACARONI SPGTI	97907	1095457	209495	562953
843820 MACH MANU CONFECTIONERY COCA	84262	359488	35257	195168
843830 MACHINERY SUGAR MANUFACTURE	411	9047	124	27757
843850 MACH PREPARATION MEAT/POULTRY	21151	160503	18558	439334
843860 MACH PREP OF FRUITS/NUTS/VEG.	188	29173	5140	22862
843880 OTHER MACHINERY	24423	173965	101076	148847
843890 PARTS MACH/ND MFG FOOD DRINK	23417	143481	206663	509482
843910 MACHINERY M/PULP FIBROUS MATAL	486	13590	4757	4864
843920 MACHINERY MAKE PAPER P/BOARD		43854	23576	53447
843930 MACHINERY FINISH PAPER P/BOARD		19345	15962	123858
843991 PARTS MACHIN PULP FIBROSMATERL	3068	12479	2414	26945
843999 OTH PARTS MACHIN PAPER P/BOAD	44852	137543	38119	169379
844010 BOOK-BIND&BOOK-SEWING MACHIN	731	10675	32567	55150
844090 PARTS BOOK BINDING MACHINERY	722	1159	61	61
844110 CUTTING MACHINES	231943	573142	210399	425854
844120 MACH MAKE BAGS SACKS/ENVELOP	2970	6186		8970
844130 MACHI MAKE CARTONS BOX TUBEETC	12284	108217	612	35688
844140 MACH MOULDING ARTICLE P/P,PULP	1568	57870	17120	69818
844180 OTH MACH FOR MAKING P&P/BOARD	5818	47546	1803	26497
844190 PART MAC H-8441.1000,8441.4000	11302	68174	24908	65256
844230 PRINTING MACH, APATUS&EQUIPMEN	10913	51761	5104	51517
844240 PARTS OF THE FOREGOING MACH	130	11475	5658	8889
844250 PLATE ,CYLINDER/PRINT COMPONE	22167	56218	10863	112046
844311 OFF SET PRINT MACHIN REELFED	25921	58292	414	103998
844312 SHEET FED,OFFICE TYPE S-22&36	2623	33760	1548	19230
844313 OTH OFFSET PRINTING MACHINERY	57356	328442	64533	299187
844314 LETTERPRESS PRI-MACH REEL FED	1164	9288	215	1598
844315 LT-PRESS P-MACH O/T R-FED,FLEX				17463
844316 FLEXOGRAPHIC PRINTING MACHIN	5043	313572	6861	43287
844317 GRAVURE PRINTING MACHINERY	17953	186231	8306	266300
844319 HOT STAMPING MACHINES	118950	1394530	71705	453173
844331 MACH PERFORM TWO OR MORE FUNCT	41906	210862	39228	188069
844332 PRINTER CONNECT TO AUTOMA DPM	129980	705379	124174	687668
844339 O-MACH REPRODUC ORIGINAL IMAGE	70674	500137	65361	443239
844391 PART/ACCE PRINTING MACH H-8442	32794	140081	34931	164930
844399 PARTS /ACCE OTH PRINTING MACH	78635	424321	115517	462946
844400 MAC EXTRUD CUT M-MADE TEX-MATE		54257		43194
844511 CARDING MACHINES	387370	1288867	129821	1086594
844512 COMBING MACHINES	79896	79896		54699
844513 DRAWING /ROVING MACHINES	187343	591011	110286	572377
844519 OTH MACH TEXTURE FIBRE ETC	127450	504191	282532	558728
844520 TEXTING SPINNING MACHINES	391593	3292373	549708	1460037
844530 TEXTILE DOUBLING OR TWIST MACH	5746	141242	16511	208500
844540 TEXTILE WINDING MACHINE	161414	1189078	82494	1660230
844590 OTH MACH, TEXTILE FIBRE	186678	1238317	223483	787522
844610 WEAVING MACH FAB WD-NOT>30CM		6598		915
844621 POWER LOOM WEAV FAB EXCED 30CM				2979
844629 OTH WEAVING MACHINES(LOOMS)	294543	702609	132444	421049
844630 WEAV MACH FAB >30CM SHUTLES	1573201	3624079	536176	2930629
844711 CIRCULAR KNITTING MACHINE	86524	185735	4833	106591
844712 CIRCULAR KNIT MACH DIA>165MM	69893	181432	9667	132886

Contd.

## 10.11 Imports by Economic Categories (Detail)

(In Thousand Rupees)

Items	Nov., 2016	From July, 2016	Nov., 2015	From July, 2015
844720 FLAT KNIT MACH STITCH-BONDING	18627	101834	34194	200139
844790 OTH MACH GIMPED YARN TULE LACE	310025	1617858	860713	3033271
844811 DOBBIES JACQUARD COPY ETC MACH	33469	198533	4814	21425
844819 OTH AUXILARY MACHIN HD84.44-47	190815	631585	51137	551146
844820 PARTS&ACCESORIES MACH H-84.44	8379	51163	2357	32030
844831 CARD CLOTHING	113254	441649	59303	465412
844832 PART ACCESORY MACH TEXT FIBRE	14150	31014	24747	58661
844833 SPINDLE SPIND FLYER S/IN RING	105621	437051	83404	480249
844839 OTH PARTS&ACCESSORIES 84.45	140958	699910	171214	624331
844842 REEDS FOR LOOMS HEALDS&H/FRAM	19638	108587	29874	132406
844849 OTH PART ACCESSORIES WEAV MACH	44133	281329	22695	211900
844851 SINKERS NEEDLES & OTH ARTICLES	29531	166121	30160	157359
844859 PART ACCESSORY MACH HEAD 84.47	28346	160076	46747	196698
844900 MACH MFG FINISH NON WOVENS		76003		24168
845011 WASHING MACH FUL-AUTO NOT>10KG	90797	343158	62014	204877
845012 O-MACH BUILT-CENTRIFUGAL DRIER	32400	46243	19516	64548
845019 O-MACH DRY LINE CAPA -NOT>10KG	3126	22715	2409	21395
845020 MACHINE DRY LINE CAP EXCE10KG	48	19607	2477	18737
845090 PARTS FOR H/HOLD WASH MACHINE	13086	87494	32562	103762
845110 DRY-CLEANING MACHINES	19013	148081	472	4576
845121 DRY MACH OF DRYLINEN CAP<10KG			8	8
845129 OTH DRYING MACHINES	18419	229426	17862	183154
845130 IRONING MACHINES & PRESSES	9259	54821	11626	48280
845140 WASHING BLEACH DYE MACHINES	110756	755757	61704	1392315
845150 REELING UNREEL FOLDING ETC MAC	23641	118556	15053	116869
845180 OTH MACHINERY	734269	1955252	402780	1708404
845190 PARTS FOR DRY CLEAN/DYING MACH	29316	165518	24200	151480
845210 SEWING MACHINE HOUSEHOLD TYPE	16297	73377	7214	34714
845221 AUTOMATIC UNITS SEWING MACHINE	31444	61082	6411	59186
845229 OTH SWING MACHINES	215709	1132143	151884	900368
845230 SEWING MACHINE NEEDLES	13306	49829	11839	37287
845290 OTHER PARTS OF SEWING MACHINE	25117	123147	28117	108580
845310 MACH PREP,TANN HIDE,SKIN LEAT	13786	110863	49292	127515
845320 MACH MAKING/REPARING FOOTWEAR	11326	107442	21308	93601
845380 OTH MACH REPAR H-SKINS/LEATHER	1075	4547	9175	37486
845390 PARTS OF MACH TANNING,FOOTWEAR	6510	40438	7966	50380
845410 CONVERTERS	26	1709	291	10987
845420 INGOT MOULDS & LADLES	31	1269	679	2760
845430 CASTING MACHINES	82805	259606	3635	153231
845490 PARTS OF CONVERTERS LADLES ETC	6906	70874	6686	42117
845510 TUBE MILLS		16620	85932	478143
845521 HOT/COMBIN HOT&COLD ROLING MIL	250913	593425	123231	208030
845522 COLD, ROLLING MILLS	18066	28766	9707	241341
845530 ROLLS FOR ROLLING MILLS	11131	161251	36989	178264
845590 OTH PARTS METAL ROLLING MILLS	37009	124737	11574	26996
845610 MACH TOOL WORKING BY LSER ETC	52144	194947	9011	33875
845620 MACH OPERATED ULTRASONIC PROCE		2690	898	2722
845630 MA-TOOL OPER ELECTRO DISCHARGE	9649	31342	5690	30361
845690 O-MAC TOOL FOR REMOVAL OF MAT	3772	29872		30042
845710 MACHING CENT FOR WORKING METAL	34815	146004	49644	169975
845730 MULTI-STATION TRANSFER MACH	13732	13732		4773
845811 HORIZONT LATH NUMERICL CONTROL	25094	206112	18312	78834
845819 OTHER, HORIZONTAL LATHES	10413	90825	10104	38008
845891 OTH LATHES NUMERICALLY CONTROL	17903	194902	4046	19484
845899 OTH LATHES FOR REMOVING METALS	3423	61397	1329	25511
845910 WAY TYPE UNIT HEAD MACHINES	413	3488	198	2317
845921 OTH DRILL MACH NUMERICAL CONT		3637	165	2522

Contd.

## 10.11 Imports by Economic Categories (Detail)

(In Thousand Rupees)

Items	Nov., 2016	From July, 2016	Nov., 2015	From July, 2015
845929 OTHER DRILLING MACHINES	10731	89901	6597	91574
845931 OTH BOR/DRIL MACH NUMERI CONTR	393	20454		3980
845939 OTHER BOARING-MILLING MACHINES	4126	25282		29685
845940 OTHER BORING MACHINES	2567	147192	3960	14756
845951 MILLING MACH KNEE TYPE N.CONTR	451	4364	1519	5006
845959 MILL MACH W TRAVERSER =<300MM	2152	29734	3697	30391
845961 OTH MILLING MACH NUMERCAL CONT	3047	7403	817	2270
845969 OTHER MILLING MACHINES	3508	80327	16083	39605
845970 OTH THREAD/TAPPING MACH	2589	16895	15341	36336
846011 F.SURFACE GRIND MACH NUM CONTR	4969	4977		56
846019 OTH F.SURF GRIND MAC AXIS0.01M	8091	28413	5888	30283
846021 OTH GRIND MACH NUMERICAL CONTR		41579		
846029 OTH GRIND MACH AXIS 0.01MM	829	8286	1903	6582
846039 OTH SHARPENING MACH-TOOL	156	1156	332	2230
846040 HONING OR LAPPING MACHINES	6784	10881	2302	3858
846090 OTHER MACHINE TOOLS	6213	72451	9954	37238
846120 SHAPPING OR SLOTTING MACHINES	4667	80176	1616	20589
846130 BROACHING MACHINES		18498		415
846140 GEAR CUTTING,GRIND/FINISH MACH	7699	20835	2565	40063
846150 SAWING OR CUTTING-OFF MACHINES	29807	102609	19745	144470
846190 OTH MACH TOOL FOR METAL WORK	8660	37542	762	19305
846210 FORGING/DIE-STAMP MACH&HAMMERS	3124	22006	6243	25538
846221 BEND,FOLD,ETC MACH NUM CONTROL	6374	39212	9944	29179
846229 OTH BENDING,FOLDING MACH	30988	130131	19302	68209
846231 SHEARING MACH NUMERICAL CONTRO	4512	9017		16759
846239 OTH SHEARING MACH	4072	60273	6874	46020
846241 PUNCH/NOTCH MACH NUM CONTROLLED		15211	75	15501
846249 OTH PUNCHING/NOTCHING MACH	7771	71236	17959	55104
846291 HYDRAULIC PRESSES	17147	84736	74785	148912
846299 OTH PRESSES FOR WORK METAL	9071	251806	676	36388
846310 DRAW-BENCH FOR BARS,TUBES WIRE	10902	50753	12894	50856
846320 THREAD ROLLING MACHINES	210	16140	2354	14162
846330 MACHINES FOR WORKING WIRE	3587	24581	10223	40547
846390 OTH MACH TOOL WORKING METALS	5361	55455	12929	46252
846410 SAWING MACHINES	775	3247	4716	8727
846420 GRINDING OR POLISHING MACHINES	3470	35922	2118	24444
846490 OTH MACH TOOL WORK STONE/CER/C	4889	31840	6485	25707
846510 MACHINE FOR MECHANIC OPERATION	6749	6854		2073
846591 SAWING MACHINES	2048	15271	1690	9959
846592 PLANING,MILLING, MOULD MACH	607	12728	1709	9491
846593 GRINDING SANDING POLISHING MAC	539	15627	5931	54775
846594 BENDING OR ASSEMBLING MACHINES	1477	84041		1254
846595 DRILLING OR MORTICING MACHINES		306	1170	2673
846596 SPLITING SLICING PARING MACH		11847	2877	17327
846599 OTH MACH TOOL FOR WOOD CORKETC	12195	69783	102174	158043
846610 TOOL HOLDER SELF OPEN DIEHEAD	4159	31662	7980	25647
846620 WORK HOLDERS	135	11444	3629	11405
846630 DIVIDING HEAD & ATTACH M-TOOL	8876	10458		1102
846691 OTH PART FOR MA-TOOL H.84.64	10346	14086	707	8412
846692 OTH PART FOR MA-TOOL H.84.65	2672	30564	3955	24932
846693 PART/ACCES MACH TOOL PLAN ETC	17466	100344	4642	82013
846694 PART/ACCES MACH TOOL FOLD ETC	11313	72489	4756	31134
846711 PNEUMATIC ROTARY TYPE TOOLS	298	8619	38	1382
846719 OTH PNEUMATIC TOOLS FOR WORK	4494	27753	1507	16336
846721 DRILL W ELEC MOTOR OF ALL KIND	18995	94136	13073	59310
846722 SAWS SELF CONTAINED ELE-MOTOR	522	12995	1202	11724
846729 OTH TOOL WITH ELECTRIC MOTOR	48360	230900	37031	178672

Contd.

## 10.11 Imports by Economic Categories (Detail)

(In Thousand Rupees)

Items	Nov., 2016	From July, 2016	Nov., 2015	From July, 2015
846781 CHAIN SAWS	7711	18832	2500	13077
846789 OTH TOOL WORKING IN HAND	14936	45823	10233	32463
846791 PARTS OF CHAIN SAWS	475	6577	2905	10462
846792 PARTS OF PNEUMATIC TOOLS	7555	14079	1158	11145
846799 OTH PART TOOL WOR IN THE HAND	15910	75005	9057	53271
846810 HAND HELD BLOW PIPES	195	351		630
846820 OTH GAS-OPERATED MACH APPARATU	424	4077	6421	16338
846880 OTH MACH FOR SOLDER,BRAZING	5585	28395	19376	79731
846890 PARTS FOR SOLDERING,BRAZIN MAC	4593	22307	1610	10804
846900 TYPEWRITER;WORD PROCESS MACH		601	2139	3716
847010 ELEC CALCULATOR,DATA REC MAC	13433	68466	16046	42642
847021 CALC. MACH W PRINT DEVICE				6
847029 OTH ELECTRO CALCULATING MACHIN		638	170	276
847030 OTHER CALCULATING MACHINES			57	526
847050 CASH REGISTERS	12400	40659	1396	8855
847090 OTH POSTAGE,TICKET ISSUE MACH	1366	101171	2257	25467
847130 PORTABLE AUTOMATIC DP MACHINE	1573224	12226540	1093768	4511187
847141 OTH AUTOMATIC DATA PRO MACHINE	126016	447188	134967	482861
847149 OTH PRESENTED IN FORM SYSTEMS	30702	1792870	56356	606964
847150 PROCESSI UNIT O/T,H-8471.41,49	409829	1765533	148270	1459168
847160 INPUT,OUTPUT UNIT IN S-HOUSING	138907	711845	44387	278396
847170 STORAGE UNITS	106723	521873	62303	444583
847180 OTH UNITS OF AUTO DAT PRO MACH	7176	46652	10094	49527
847190 OTH LAN,BRIDGES,HUBS EXCL SWIT	14439	228823	32131	240643
847210 DUPLICATING MACHINES	409	3114		73
847230 SORTING/FOLDING/AFFIXING MACH		11900		673
847290 OTHER, OFFICE MACHINES	243401	1581800	267053	1224491
847310 PARTS/ACCESS OF MACH H-84.69	233	4843	19	10434
847321 PART CALC MACH H-8470.10.21.29			14	14
847329 OTH PARTS OF MACH H-84.70	1177	9149	3100	23801
847330 PARTS/ACCESS OF MACHINE 84.71	167905	454464	155302	548433
847340 PARTS/ACCESS MACHINE HEAD84.72	17525	86771	53210	157502
847350 PARTS/ACCESS MAC HD84.69-84.72	1211	7815	1617	6339
847410 SORTING/SCREENING/WASHING MACH	93491	341277	1681	21030
847420 CRUSHING OR GRINDING MACHINES	483866	2173858	6660	438929
847431 CONCRETE OR MORTAR MIXERS	139123	1193690	106474	327491
847432 MACH FOR MIXING MINERAL&BITUME	35218	118296	22798	123046
847439 OTH MACH FOR MIXING MINERALS		1583717	5618	13580
847480 OTHER MACHINERY	1472232	2979251		235563
847490 PART OF SORTING,SCREENING MACH	170886	1258125	99422	939464
847510 MACH FOR MAKING ELEC LAMP/TUBE		140		33594
847521 MACH FOR MAKING OPTRICAL FIBRE		1922		10
847529 OTH GLASS WORKING MACHINES	88795	362372	12284	78656
847590 PARTS OF MACHINES H-NO.84.75	2727	41370	2120	12846
847621 BEVERAGE/VENDING MA W REFRIG		444		4214
847629 OTH,AUTOMA BEVERG-VENDING MACH	1667	6260	13	257
847681 OTH MACH HEATING/REFRIG,DEVICE		256	235	235
847689 OTH MACH INCL MONEY CHANG MACH	60	623		103
847690 PARTS OF MACH HEADING 84.76		558	1791	1863
847710 INJECTION-MOULDING MACHINES	289788	1559544	158112	999139
847720 EXTRUDERS	52514	458394	38390	173497
847730 BLOW MOULDING MACHINES	73234	463236	34556	355089
847740 VACCUM MOLDING/THERMOFORM MACH	83533	210497	22247	37778
847751 MACH MOULD PNEUMATIC TYRE,TUBE		304534	56501	67773
847759 OTH MACH FOR MOLDING/FORMING	1460	17501	6817	13418
847780 OTH MACH FOR WORKING RUB/PLAST	803109	1844523	493027	1455663
847790 PARTS OF MACH,WORKING RUB/PLAS	70346	361281	50175	265349

Contd.

## 10.11 Imports by Economic Categories (Detail)

(In Thousand Rupees)

Items	Nov., 2016	From July, 2016	Nov., 2015	From July, 2015
847810 MACH FOR REPARING TOBACCO		6310	55311	201998
847890 PARTS OF MACHINES OF H-84.78	18435	112704	137032	317904
847910 MACH FOR PUBLIC WORKS,BUILDING	88804	271040	45095	308485
847920 MACH FOR EXTRACT/PREP FATS/OIL	27577	55582	20528	258591
847930 PRESS PARTICAL/FIBRE BOARD ETC	32663	78302	269252	474973
847940 ROPE OR CABLE MAKING MACHINES	9317	98348	1260	251118
847950 INDUSTRIAL ROBOTS(N.E.S.)	4338	6841	709	6146
847960 EVAPORATIVE AIR COOLERS	8984	418038	58057	173475
847971 PASSE BOARD BRIDGE.AIRPORT USE	2972	3295976		
847979 OTH PASSENGER BOARDING BRIDGES	7421	9780	75	745
847981 MA FOR TREATING METAL/FLE WIRE	46491	308101	40472	60325
847982 MIX/KNEAD/CRUSH/GRIND ETC MACH	14434	469876	76648	489561
847989 OTH APPLI IDIVIL FUNCTIO MACH	341077	2628511	343705	1509958
847990 PART OF MA H- 8479.20.60.82.84	64769	365321	131194	494196
848010 MOULDING BOXES FOR MET FOUNDRY	542	5689	6538	13912
848020 MOULD BASES	3489	21015	4432	22773
848030 MOULDING PATTERNS		2124	509	1249
848041 INJECTION OR COMPRESSION TYPES	14699	46374	7316	30348
848049 OTH, MOULDS FOR METAL/CARBIDES	65312	212359	12339	99564
848050 MOLULDS FOR GLASS	9439	40207	7009	28751
848060 MOULDS FOR MINERAL MATERIALS.	95661	534832	12049	50200
848071 INJECTION OR COMPRESSION TYPES	56836	789168	71297	253032
848079 OTH MOULDS FOR RUBBER/PLASTICS	388981	833958	98476	539066
848110 PRESSURE-REDUCING VALVES	269195	1662246	69859	697530
848120 VALVES,OLEOHYD/PNEUMATIC TRANS	23951	62473	24654	139779
848130 CHECK (NONRETURN) VALVES	149706	740789	122074	482651
848140 SAFETY OR RELIEF VALVES	38811	531102	60913	343607
848180 OTH APPLIANCE(TAP,COCKS,VAL)	1523125	6783337	1328671	3938673
848190 PARTS OF APPLICANCE H-NO.84.81	126332	573374	169765	599491
848210 BALL BEARINGS.	443868	2066447	354505	1784393
848220 TAPERD ROLLER BEARING INC CONE	82620	300845	47287	331001
848230 SPHERICAL ROLLER BEARINGS	19737	119331	20509	192633
848240 NEEDLE ROLLER BEARINGS	8349	38439	5254	31820
848250 OTH CYCLINRICAL ROLLER BEARING	24879	109530	8553	96658
848280 OTH COMBINED BALL/ROLLER BEAR	62824	279764	45860	196749
848291 BALLS, NEEDLES/ROLLERS PARTS	18817	74548	8008	58987
848299 OTH PARTS OF BALL/ROLLER BEAR	13827	88455	12819	102971
848310 TRANSMISSION/CRANKS/SHAFTS.CAM	247390	1262584	188862	1084777
848320 BEARING HOUSING-BALL/ROLR BEAR	6855	42655	16844	59330
848330 BEARING HOUSING NOT INCOR BEAR	149437	826596	195475	728334
848340 GEAR,CHAIN SPOK,GEAR BOXES ETC	473559	1775992	385135	1298524
848350 FLYWHEL/PULEY INCL PULEY BLOCK	89058	200489	31750	60755
848360 CLUTCHES AND SHAFT COUPLING	72656	307282	89753	419364
848390 PARTS OF HEADING 84.83	35959	210073	47294	226935
848410 GASKET&SIMILAR JOINT OF MATALS	72139	397361	62968	315423
848420 MECHANICAL SEALS	46814	237310	59632	248969
848490 OTH GASKET&SIMI JOINT DISSIMIL	100851	428600	52264	324401
848610 MACH FOR MANUF BOULES / WAFERS		10		
848620 MAC FOR MANUF S-COND,I-CIRCUIT		118		808
848630 MACH FOR MANUF FLAT PANEL DISP				556
848640 MACH FOR MANU OF I-CIRCUIT,NES				157
848690 PARTS&ACCE OF MACH MANU S-COND	435	763	195	862
848710 SHIPS/BOATS,PROPELLERS&BLADES	1095	23150	14973	36220
848790 O-PARTS&ACCE NOT CON ELE-CONNE	33726	168260	31892	169902
850110 ELEC MOTOR OUTPUT NOT>37.5.WAT	31946	442075	54025	220870
850120 UNIVERSAL AC/DC MOTOR >37.5 W	226033	350868	27225	167335
850131 OTH DC MOTOR/GEN 0-P=750 WATT	19638	65245	24588	110648

Contd.

## 10.11 Imports by Economic Categories (Detail)

(In Thousand Rupees)

Items	Nov., 2016	From July, 2016	Nov., 2015	From July, 2015
850132 O-DC MOTOR/GEN 0-P-750W-75KW	3230	22429	9179	27436
850133 OTH DC MOTO/GEN 0-P-75KW-375KW	13521	40590	2697	26841
850134 OTH DC MOTOR/GEN OUTPUT >375KW		29055		27867
850140 OTH AC MOTORS,SINGLE-PHASE	140756	519903	113233	483155
850151 OTHER AC MOTORS MULTI-PHASE	40521	170319	45540	201480
850152 AC MOTORS,OUTPUT-750W-75KW	140571	750274	167536	657362
850153 AC MOTORS,OUTPUT>75KW	21072	501390	218505	467762
850161 AC GENERATORS OUTPUT NOT>75KVA	42698	245515	38001	275421
850162 AC GENERATORS OUTPUT-75-375KVA	4972	88551	5711	72993
850163 AC GENERATOR 0-P-375KVA-750KVA	5302	11238		2960
850164 AC GENERATORS OUTPUT >750 KVA	1485	373693	106965	162954
850211 EL GNERATOR (DIESEL)0-P>75 KVA	230928	1971276	205847	1862855
850212 GENER SET(DIESEL)OP- 75-375KVA	297950	1383419	208427	808899
850213 GENER SET(DIES ENG)OP>375KVA	696786	2687613	355745	1590749
850220 GENER SET(SP-ING ENG)OP>375KVA	287769	866452	199978	1379523
850231 GENERATING SETS,WIND POWERED	7136306	21479064	8227148	15837622
850239 OTHER GENERATING SETS	2469441	15070411	779660	8923530
850240 ELECTRIC ROTARY CONVERTERS.		949		
850300 PARTS FOR MACHIN H-85.01/85.02	903630	8344124	315473	1154236
850410 BALLAST FOR DISCHARG LAMP/TUBE	16540	84684	9600	62914
850421 LIQUID DIELECRICT FORMERS	4456	99009	20097	41596
850422 LIQ D-E T/FORMER-650-10000KVA		30724	5684	101235
850423 LIQ DI-ELE T/FORMER >10000KVA	114004	4150415	301916	488132
850431 OTH TRANSFORMER-PHC-NOT>1 KVA	80600	489270	68503	269287
850432 OTH TRANSFORMER-PHC-1KVA-16KVA	4410	46398	2675	67432
850433 OTH TRANSFORMER-PHC-16-500KVA	160832	788712	66480	522702
850434 OTH TRANSFORMER-PHC>500 KVA	1141618	2848123	1432157	4829592
850440 STATIC CONVERTERS	1094755	4185192	960835	3811536
850450 OTHER INDUCTORS	14109	43998	5087	91519
850490 PARTS ELEC POWER MACH H-8504	89095	767519	110747	657763
850511 PERMANENT MAGNETS AND ARTICLES	5267	39631	7022	25041
850519 OTH PERMANENT MAGNETS&ARTICLES	13276	65214	14291	68972
850520 EL-MAGNET COUPLING,CLUTCH ETC	1424	35611	5156	18768
850590 OTH EL-MAGNET INC/PART HD85.05	8343	31832	5010	25009
850610 MANGANESE DIOXIDE P/CELL&BATT	120178	401344	85788	415193
850630 MERCURIC OXIDE P/CELL&BATTERIES		1		242
850650 LITHIUM PRIMARY CELL&BATTERIES	33706	205842	58184	180149
850660 AIR ZINC PRIMARY CELL&BATTRIES	214	4272	453	2040
850680 OTHER PRIMARY CELL&BATTERIES	71977	202383	66235	204547
850690 PARTS OF PRIMARY CELL&BATTEIES	1542	43110	4357	45268
850710 LEAD-ACID ACCUMULATOR(STARTNG)	2066	9575	4731	10202
850720 OTHER LEAD-ACID ACCUMULATORS	794110	2739390	989546	2954796
850730 NICKEL-CADMIUM ACCUMULATORS	2146	11876	24220	84514
850740 NICKEL-IRON ACCUMULATORS		465		31
850750 BATTRIES NICKEL-METAL HYDRIDE	666	5140	379	4050
850760 BATTRIES LITHIUM-ION	179233	355294	19224	61906
850780 OTHER ACCUMULATORS	36159	144026	40190	275243
850790 PARTS EL-ACCMOLATOR INCL SEPR	17850	103959	42644	257856
850811 VACUM CLEANER SE-CONTA E-MOTOR	8550	55756	9444	30700
850819 OTH VACUUM CLEANERS SELF MOTOR	2831	13634	8990	22168
850860 OTHER VACUUM CLEANERS	3064	13264	199	7602
850870 PARTS OF VACCUM CLEARNERS	343	2347	328	1678
850940 FOOD GRINDER/MIXERS&JUICE EXT	89986	392821	59539	349734
850980 OTH DOMESTIC APPLIANC	8467	56147	15136	73961
850990 PARTS DOMESTIC APPLIAN	74203	285304	29369	165658
851010 SHAVERS SELF CONTAINED EL-MOTO	11920	46808	4910	16852
851020 HAIR CLIPPERS SELF CON EL-MOTO	5615	42132	684	28419

Contd.

## 10.11 Imports by Economic Categories (Detail)

(In Thousand Rupees)

Items	Nov., 2016	From July, 2016	Nov., 2015	From July, 2015
851030 HAIR-REMOVING APPLIANCES	2676	12410	3122	41061
851090 PART OF SHAVER/CLIPPER/REMOVER	1958	15405	3	6685
851110 SPARKING PLUGS	130439	551916	99256	402386
851120 IGNITION/DYNAMOS MAG-FLYWHEELS	15917	63413	2371	20025
851130 DISTRIBUTORS;IGNITION COILS	36975	186028	36732	167936
851140 STARTERS MOTORS/DUEL PUR GENER	16128	84438	6446	44436
851150 OTHER GENERATORS	7901	25106	5225	21914
851180 OTH EL-IGNITION/START EQUIP	8124	32544	4752	23810
851190 PARTS OF THE HEADING NO.85.11	92877	490988	96747	590162
851210 LIGHTS SIG EQUIP BICYCLE USED	1132	1389	478	1131
851220 OTH LIGHTING SIG EQUIPMENT	142227	811177	164963	868412
851230 SOUND SIGNALLING EQUIPMENT	16629	98609	16252	72832
851240 WINDSCREEN WIPER,DEFROST/DEMIS	4974	28226	6425	30193
851310 PORTABLE ELECTRIC LAMPS	216158	623856	202383	563733
851390 PARTS(OF THE HEADING NO.85.12)	349	2833	586	2935
851410 RESISTANCE HEATED FURNACE/OVEN	2975	14362	1839	2871
851420 INDUCTION/DIELECTRIC FUR/OVENS	3616	61318	50	30934
851430 OTHER FURNACES AND OVENS	33556	99124	3092	19182
851440 OTH IND/DI-EL HEATING EQUIPMNT	3857	38442	3021	42862
851490 PARTS(OF HEADING NO.85.14)	33074	60950	1644	60771
851511 SOLDERING IRONS AND GUNS	12033	50273	35198	82159
851519 OTH BRAZING/SOLDER IRONS&GUNS	17768	47472	8516	31720
851521 MACHINES,RES WELDING OF METAL	518	46177	5137	5648
851529 OTH MACH RES WELDING OF METAL	65269	99412	19144	49945
851531 MACH ARC WELDING METAL F/AUTO	785	101596	12341	16989
851539 OTH MACH/APP ARC WELDING METAL	39511	285451	191783	355728
851580 OTH MACH/APP HOT SPRAYING METL	2566	47297	7742	80809
851590 PARTS(OF HEADING NO.85.15)	18522	101891	17118	61882
851610 ELE INSTANEOUS/IMERSION HEATER	12505	126608	29019	94001
851621 STORAGE HEATING RADIATORS	3008	8959	1650	12945
851629 OTH ELE SPACE/SOIL HEATNG APPA	57337	168070	86370	206125
851631 HAIR DRYERS	5759	26282	5306	31635
851632 OTHER HAIR DRESSING APPARATUS	8255	27290	2701	14671
851633 HAND DRYING APPARATUS	1055	2014	423	10669
851640 ELECTRIC SMOOTHING IRONS	29286	118181	17573	70325
851650 MICROWAVE OVENS	7914	297786	48011	156074
851660 OTH OVEN/COOKER/GRILL/ROASTERS	34362	166485	41141	114536
851671 ELECTRIC COFFEE OR TEA MAKERS	10256	26979	3757	21744
851672 ELECTRIC TOASTERS	15724	63121	18263	74775
851679 OTH ELECTRIC-THERMIC APPLIANCE	22120	95806	33400	112816
851680 ELECTRIC HEATING RESISTORS	18507	89477	12556	53949
851690 PARTS EL-THERMIC APP H-85.16	127859	358053	200529	486893
851711 LINE TELEPHONE CORDLESS H-SETS	5836	25854	12911	41468
851712 TELEPHONE FOR CELLULAR NETWORK	6903310	27686477	6883688	31961031
851718 OTHER TELEPHONES	24180	62038	29234	74121
851761 BASE STATIONS FOR WIRELESS N-W	282670	1885383	192954	2960426
851762 MACH FOR RECEPTION VOICE/IMAGE	2161019	8986982	2986579	12057620
851769 OTHER APPARATUS	337567	2632681	745713	2963335
851770 PARTS FOR TELEPHONES/WIRELESS	956388	3203613	511301	2505846
851810 MICROPHONES AND STANDS THEREOF	4167	21140	4465	19335
851821 SINGLE L/SP MOUNTED IN ENCLOUR	47028	138870	22257	80950
851822 MULIPLE L/SP MOUNTED IN ENCL	15142	69900	18591	86393
851829 OTH L/SP NOT MOUNTED IN ENCL	58496	232197	38482	160328
851830 HEAD/EAR/MICRO PHONE SPEAK SET	70259	298542	58036	228565
851840 AUDIO FREQUENCY ELEC.AMPLIFIER	5553	56821	3870	23420
851850 ELECTRIC SOUND AMPLIFIER SETS	3802	16558	4457	13233
851890 PARTS & ACCESSORIES HEAD 85.18	10615	68754	11017	38111

Contd.



## 10.11 Imports by Economic Categories (Detail)

(In Thousand Rupees)

Items	Nov., 2016	From July, 2016	Nov., 2015	From July, 2015
851930 TURNTABLES (RECORD-DECKS)	14	27		98
851950 TELEPHONE ANSWERING MACHINES		24	26	26
851981 O-APPA USING MAG/OPTICAL MEDIA	166	2299	63	3661
851989 OTH COMPACT DISK PLAYERS	7626	26963	5490	22126
852110 MAGNETIC TAPE TYPE	7032	24011	3671	11893
852190 OTH VIDEO REC/REPRODUCING APP	21256	69662	16414	77276
852210 PICK UP CARTRIDGES				5
852380 DATA/SOUND RECORDED AUTO.DPM	278860	1490183	787443	895251
852550 TRANSMISSION APPA FOR RADIO/TV	5319	55460	94	59956
852560 TRANSMISSION APPARATUS	72162	226706	31898	167569
852580 TV CAMERAS, DIGI/VIDEO CAMERA-R	86090	584341	56952	352047
852610 RADAR APPARATUS	25522	88452	134	5187
852691 RADIO NAVIGATIONAL AID APPARAT		85263	377863	1805147
852692 RADIO REMOTE CONTROL APPARATUS	104	2911	433	5007
852712 POCKETSIZE RADIOCASSETE PLAYER	30	197	198	1076
852713 OTH APPA COMB W/SOUND REC/PRO	21	313	177	177
852719 OTH RECORDING/REPRODUCING APPA	1349	6521	503	10535
852721 OTH RADIO BRO-RECEIVER FOR VEH	7968	44524	4028	20569
852729 OTH SOUND REC/REPRO APPA VEH	14871	57349	13060	65736
852791 OTH APPA COMB W/SOUND REC/PRO		94		1729
852792 APPA NOT COMB W-S-RECOR/REPROD				41
852799 MODEMS FOR SUND RECOD APPA	119	472		158
852841 MONITORS AUTOM DATA PRO SYSTEM	260	10165	651	4334
852849 OTH CATHODE-RAY TUBE MONITORS	1880	80589	18	15213
852851 OTH MONITOR DATA PROCESSING SY	60758	563845	194533	1029636
852859 OTHER MONITORS	10479	222773	614	12928
852861 PROJECTOR FOR AUTO- DPS-H8471	14913	85678	4321	54253
852869 MULTIMEDIA PROJECTOR-FOR DP-SY	792	3437	121	23024
852871 RECEPTION APPA FOR TV	8667	89068	21280	75204
852872 OTH COLOUR TV SETS	649954	3881607	658679	2152988
852910 AERIALS/REFLECTORS ALL KINDS	11166	59979	22121	248342
852990 OTH PARTS/APP H-85.25-85.28	289950	721345	116640	884892
853010 EL-SIGNAL EQP RAILWAY/TRAMWAY	334	334	1042	1042
853080 OTH SIGNAL EQP EL TRAFIC CONT	37089	65900	3531	23111
853090 PARTS OF EQP HEAD 85.30	1740	4697	55	25682
853110 BURGLAR/FIRE ALARMS/SIMIL APPT	17904	291197	29444	80888
853120 INDICATOR PANEL INCORP LCD/LED	10525	56360	29004	62532
853180 OTHER APPARATUS	6884	33248	6126	31697
853190 PARTS ELEC SOUND/VIS SIG APPT	7659	130844	3365	24974
853210 FIX CAPACITO 50/60HZ CAP.5KVAR	13732	133340	11259	68743
853221 OTHER FIXED CAPACITOR	7	435		84
853222 ALUMINIUM ELECROLYTIC FIX CAP	171	5468	308	2618
853223 CERAMIC DIELEC, SIN-LYR FIX CAP	621	4769	1051	2989
853224 CERAMIC DIELEC MUL-LYR FIX CAP	3048	15355	2159	11645
853225 DIELECTRIC PAPER PLAS FIX CAP	445	2774	652	3499
853229 OTHER FIXED CAPACITORS	24699	98874	29067	132688
853230 VARIABLE/ADJUSTABLE CAPACITORS	2037	6118	1387	6015
853290 PARTS OF ELECTRICAL CAPACITORS	1549	16997	1244	17823
853310 FIXED CARBON RES COMP/FILMTYPE	19056	60582	2396	11570
853321 OTH FIXED RES CAPACITY < 20 W	1142	4420	450	3184
853329 OTHER FIXED RESISTORS	11550	81799	8570	60458
853331 W/WOUND RESISTOR- RHEO&POTEN	2000	12556	1948	13154
853339 OTH W/WOUND VARIABLE RESISTORS	2031	15177	234	9122
853340 OTH VAR RES INCL REHEOSTATS	8328	40426	8256	51438
853390 PARTS FOR ELECTRICAL RESISTERS	2401	3208	2994	6652
853400 PRINTED CIRCUITS	29368	154194	48032	218871
853510 FUSES FOR VOLTAGE >1000 VOTTS	3958	28385	18742	45889

Contd.

## 10.11 Imports by Economic Categories (Detail)

(In Thousand Rupees)

Items	Nov., 2016	From July, 2016	Nov., 2015	From July, 2015
853521 AUTOMA C-BRAKER VOT <72.5 KV	133248	856733	83477	411853
853529 OTH AUTOMATIC CIRCUIT BRAKER	943479	2065925	7883	270589
853530 ISOLATING/MAKE-AND-BREAK SWIT	303045	1020609	6303	331628
853540 LIGHT ARRESTER,VOL LIMITER ETC	12399	214708	20901	92132
853590 ELEC APP SWITCHING CIR>1000VOL	13049	252441	200197	400001
853610 FUSES FOR VOLTAGE <1000 VOLTS	5277	43704	8082	49562
853620 AUTOMATIC CIR BREAKER	207786	1009996	275845	1020031
853630 OTH APP PROTECTING ELEC CIRCUL	7285	31963	4086	17807
853641 RELAYS FOR VOLTAGE	7385	45855	66533	173335
853649 OTHER, RELAYS	88344	423963	65723	398789
853650 OTHER SWITHCES	102197	543589	103415	431356
853661 LAMP HOLDERS	12971	63228	4224	29405
853669 OTHER,PLUGS AND SOCKETS	78450	444270	88714	394971
853670 CONNECTORS FOR OPTICALFIBRES	9293	26590	3065	16110
853690 OTH ELECTRICAL APPARATUS	275945	811207	95369	517041
853710 BOARD,PANEC ETC VOLTAGE-1000V	1433392	4594548	385611	1335271
853720 BODIES,CONSOLE ETC VOLT>1000V	760977	5840084	748291	2344536
853810 BOARD,PANELS GOODS HEAD 85.37	36475	249051	33449	183923
853890 OTH PARTS SUITABLE GOOD H85.37	175221	1204986	190627	987895
853910 SEALED BEAM LAMP UNITS	11127	46011	8666	32365
853921 TUNGSTEN HALOGEN LAMPS	33628	249019	27789	121903
853922 OTH LAMPS 200W FOR VOLT>100V	12528	30090	11715	47273
853929 OTH FILAMENT LAMPS EXCL U-VIOL	41698	215574	65306	230810
853931 DISCHARGE LAMP O/TAN U-V-LAMP	738011	3888563	5197	45489
853932 MERCURY OR SODIUM VAPOUR LAMPS	27423	117471	7622	24333
853939 OTH DISCHARGE LAMPS,O/TH ULTRA	11354	35548	1021308	4221277
853941 ARC-LAMPS (ELECTRIC)	479	1611	434	2784
853949 OTH ULTRA-VOILET/INFRA-REDLAMP	5072	18071	4460	19777
853990 PARTS ELECTRIC FILAMENT/D-LAMP	62740	243687	49269	193919
854011 CATHODE-RAY TV PICTURE TUBES			464	6358
854020 TV CAMERA TUBE(IMAG CONVERTER)		353		19
854040 DATA GRAP DISPL TUBE,COLO/MONO		22		
854071 MAGNETRONS	48991	119743	76720	181844
854079 OTH,MICROWAVE TUBE,CARCINOTR		100	1392	1392
854081 OTHER VALVES AND TUBES:		5345		
854089 OTHER VALVES ANA TUBES,N.S.	394	1771	219	1979
854099 OTH PARTS OF HEADING NO.85.40		336		1598
854110 DIODES,OTH THAN PHOTSENSITIVE	16840	68502	14713	61559
854121 TRANSISTOR O/THAN PHOTSENSITV	2	5624	84	1146
854129 OTH TRANSISTOR O/TH PHOTOSEN	3459	34648	4097	36427
854130 THYRISTORS DIACS AND TRIACS	1130	4925	1364	7218
854140 PHOTSENSITIV SEMICONDUCTOR DE	2432616	11742224	8755211	21147492
854150 OTH SEMICONDUCTOR DEVICES	6212	24442	18494	52785
854160 MOUNTED PIEZO-ELECTRIC CRYSTAL	4483	12214		6013
854190 PARTS OF APPARATUS OF H-85.41	11673	18742	1274	14690
854231 ELECTRONIC INTEGRATED CIRCUIT	26389	191623	25433	130031
854232 MEMORIES	1840	69382	3777	45191
854233 AMPLIFIERS	947	6059	15210	25915
854239 OTH ELECTRO INTEGRATED CIRCUIT	76278	281180	25899	187074
854290 PARTS OF ELEC INTIGRAT CIRCUIT	2554	23590	150	54871
854310 PARTICLES ACCELERATORS		197142		104700
854320 SIGNAL GENERATORS	795	8872	6793	21427
854330 MACH APPA EL-PLATNG ELECTROLYS	3863	112541	6331	9818
854370 OTHER MACHINE/APPARATUS	225044	1178230	215003	980068
854390 PARTS OF THE APPARATUS H-85.43	8935	76057	14682	96921
854411 WINDING WIRE OF COPPER	25929	119280	5764	84943
854419 OTHER WINDING WIRE OF COPPER	29790	263496	55666	395884

Contd.

## 10.11 Imports by Economic Categories (Detail)

(In Thousand Rupees)

Items	Nov., 2016	From July, 2016	Nov., 2015	From July, 2015
854420 CO-AXIAL CABLE & CONDUCTORS	52259	259403	73009	322277
854430 IGNITION & OTHER WRITING SETS	11320	59554	10940	176129
854442 COMPUTER LEADS WITH CONNECTOR	382108	1374504	73835	450943
854449 OTH ELECTRIC CONDUCTOR N>1000V	391056	4295203	611252	2144833
854460 OTH EL CON FOR VOLTAGE >1000V	427747	831922	430046	851888
854470 OPTICAL FIBRE CABLES	27235	303326	8441	126494
854511 ELECTRODES USED IN FURNACES	8451	27680		12488
854519 OTHER ELECTRODES	528	4087	809	2629
854520 CARBON BRUSHES	4419	31689	3338	24685
854590 OTH LAMP/BATTERY CARBON,GRAPIT	4880	15300	2846	10814
854610 EELECTRICAL INSULATOR OF GLASS			75	145
854620 EELECTRICAL INSULATOR CERAMICS	10071	1112862	510197	1249258
854690 OTH ELE INSU OTH THN GLAS,CERA	10125	268120	15347	56074
854710 INSULATING FITTINGS OF CERMIC	422	594		371
854720 INSULATING FITTINGS OF PLASTIC	38	5896	626	1110
854790 OTH INSULATIN FITT PLAS/CERMIC	8457	25421	15459	118444
854810 WAST/SCRP PRI BATRY,CEL,ACCUMU	64917	468785	222105	657447
854890 OTH,PARTS ELE MACHINE/APP NES	979	3109	383	6478
860110 RAIL LOCOMO POWERED ELECTRICIT	1794	1794		9628
860290 OTH,RAIL LOCOMOTVE,LOCOMO TEND				27
860400 RAIL/TRAMWAY MAINTENANCE VEHIC		560080		1151495
860500 RAIL/TRAMWAY PASSENGER COACHES				6999
860630 SELF DISCHARGING VANS,WAGONS		277		
860699 OTH RAIL,TRAMWAY GOOD VAN(NSP)		2809868		
860711 DRIVING BOGIES&BISSSEL-BOGIES				10
860719 OTH INCL PARTS AXELS/WHEEL		781218		207311
860721 AIR BRAKES AND PARTS THEREOF		42430		
860729 OTH BRAKES LOCOMO&PATS THEREOF	8605	246709		32943
860730 HOOKS,COUPLIN DEVICES,BUFFERS	28	94		
860791 OTHER PARTS OF LOCOMOTIVES	133771	1362630	366470	1129780
860799 OTH RAILWAY LOCOMOT STOCK PART		93	759	1951
860800 RAIL/TRAMWAY TRACK FIXTURES	116681	411646	14275	25382
860900 CONTINERS SPECIL DESI,EQUIPPED	35264	107735	15816	114493
870110 PEDESTRAIN CONTROLLED TRACTORS				4980
870120 ROAD TRACTORS FOR SEMI-TRAILER	863915	5240649	900674	4375287
870130 TRACK-LAYING TRACTORS				13916
870190 COMP AG-TRACTORS-ANY KIT FORM	617592	1705789	305334	780117
870210 M.VEH 10 OR >PERSON DIESEL ENG	879682	5135172	588459	2659228
870290 COMP O-M-VEH 10PER&DERIVER AKF	54387	238186	146517	652497
870310 M-CAR FOR TRAVEL ON SNOW/GOLF	3598	11259	651	8952
870321 MOTOR VEH CYLNDER CAP-1000CC	4430430	18803126	3524935	15540335
870322 OTH CAR CY CAP>1000CC - 1500CC	3291413	13426457	2655862	13263234
870323 OTH VEH CYL CAP 1500 - 3000CC	2471468	11136760	1492025	6888331
870324 OTH VEH CYL CAPACITY>3000CC	767656	2739201	372030	1760859
870331 OTH VEH(DIESEL ENG)CYL-C-1500CC				887
870332 VEH(DIESEL ENG)CY-1500 -2500CC		17230	4506	486849
870333 OTH VEH(DIESEL ENG)CAP>2500CC	11894	300031	121289	325540
870390 OTH M-CAR/M-VEH FOR PERSONS		28137	576	24797
870410 DUMPERS DESIGN FOR OFF-HIGHWAY	722814	3331121	280562	706576
870421 OTH VEH(DIESEL ENG)NOT>5TONNES	995020	3522341	756277	3211687
870422 OTH VEH(DIESEL ENG)GVW-5-20TON	577547	4383968	397242	2592857
870423 OTH VEH(DIESEL )GVW >20 TONNES	1013302	4061870	230981	795025
870431 OT VEH SPARK-IGNITION NOT>5TON	471376	2169550	667183	3150264
870490 OTH VEH FOR TRANSPORT GOODS		480	2045	4378
870510 CRANE LORRIES	354494	1582898	126524	280965
870530 FIRE FIGHTING VEHICLES		48353		6372
870540 CONCRETE-MIXER LORRIES	137397	837958	112861	484083

Contd.

## 10.11 Imports by Economic Categories (Detail)

(In Thousand Rupees)

Items	Nov., 2016	From July, 2016	Nov., 2015	From July, 2015
870590 OTH SPECIAL PURPOSE MOTOR VEHL	284279	3816666	62031	714073
870710 BODIES/CABS FOR VEH-H-87.03	27260	120756	2985	11724
870790 BODIES OF VEH-H-87042190&.3190	35433	163505	11622	88596
870810 BUMPERS AND PARTS THEREOF	62671	282942	17474	77559
870821 OTH PART ACCE OF BODIES,SEATS	23098	150032	27217	118446
870829 OTH PART ACCE OF BODIES,CABS	983149	3655278	354123	1957564
870830 BRAKES&SERVO-BRAKES,PARTS VEH	70993	404821	62017	348362
870840 GEAR BOXES AND PARTS THEREOF	183619	652007	97443	358460
870850 DRIVE-AXLES WITH DIFFERENTIAL	58107	355719	50036	298408
870870 ROAD WHEELS&PARTS&ACCESSO	108795	431524	45596	191597
870880 SUSPENSION SYS,SHOCK-ABSORBERS	122243	848750	141033	781940
870891 RADIATORS & PARTS THEREOF VEH	27382	121455	17803	106379
870892 SILENCERS&EXHAUST PIPES,PARTS	141	13834	1278	9061
870893 CLUTCHES AND PARTS THEREOF	18455	115116	11562	87973
870894 STEERING WHEELS,CLUMNS,BOXES	56091	275065	38083	190304
870895 SAFETY AIRBAGS INFLATER SYSTEM		400		2843
870899 OTH PARTS FOR VEHICLES H-8701	491743	2799873	1279372	4088807
870911 WORK TRUCKS SELF-PROPEL ELECTR			240	4525
870919 OTH WORK TRUCK SELF PRO N-FITT		89791		8632
871000 TANKS,OTH ARMOUD FITGHING VEH	111646	111646	2212	10027
871110 MOTORCYCLE CYL CAP-NOT>50CC		32	309	1241
871120 M-CYCLE CYL CAPACITY- 50-250CC	763819	3481927	889392	4959913
871130 M-CYCLE CYL CAPACITY-250-500CC	401	401		147492
871140 M-CYCLE CYL CAP-500-800CC	16329	60030	7550	13069
871150 M-CYCLE CYL CAP EXCEEDIN-800CC	13923	19339	2436	24008
871190 OTH M-CYCLE(INCLUDING MOPEDS)				4123
871200 BICYCLES,OTH DELIVERY TRICYCL	51705	275794	78544	320236
871310 INVALID CARRIAG NOT MECH PROPL	19993	154189	34266	125318
871390 OTH INVALID CARRIAG MOTORISED	677	5408	1091	6488
871410 SADDLES OF MOTORCYCLES,MOPEDS	641435	2849764	611074	3024926
871420 PART ACCE INVALID CARRIAGES	43	311	52	153
871491 FRAMES,FORKS & PARTS THEREOF		662		5269
871492 WHEEL RIMS AND SPOKES	2857	7247	2451	4529
871493 HUBS,COAST BRAK HUB,FREE WHEL	10077	48282	6014	35792
871494 BRAK,COAST BRAK HUB,HUB BRAK	1812	10380	1641	6265
871495 OTHER, SADDLES	3726	11762	2332	11311
871496 PEDALS,CRANK-GEAR,& PARTS THOF	682	2857	251	702
871500 BABY CARRIAGES & PARTS THEREOF	6817	24374	9207	44577
871610 TRAILER,SEMI-TRALER CARVN TYPE				14387
871620 SELF LOADING/UNLODING TRAL AGR				13304
871631 TAKER/SEMI TANKER TRAILERS		138262		19308
871639 OTH TRAILER,SEMI TRAI FOR GOOD	10448	165138		10600
871640 OTH TRAILERS & SEMI-TRAILERS	110291	246065	27405	29863
871680 OTH VEH NOT MECHANICALLY PROPL	9874	80097	2566	33489
871690 PARTS,TRAILER SEMI-TRAI H87.16	70899	176434	12442	151422
880220 AEROPLAN UNLADEN WT NOT>2000KG				44350
880240 AEROPLAN UNLADN WT >15000KG	43810	481404	2047561	16987098
880310 PROPELLERS,ROTORS & PATS THROF				12
880320 UNDER CARRIAGES/PARTS THEREOF	161	840		350
880330 OTH PARTS OF AEROPLANE/HELICOP	81178	804478	175451	1002300
880400 PARACHUTES AND ROTOCHUTES,PART		831	13	372
880510 AIRCRA LAUN GEAR,DECK ARRESTOR				1944
880529 OTH GROUND FLYING TRAINER PART		489	25684	25875
890110 CRUISE SHIPS,BOATS FOR PERSONS				830
890190 OTH VESSELS FOR PERSONS/GOODS		81339		
890310 INFLATABLE YATCHS,VESL PLE/SPO		28309		312
890392 MOTORBOAT,O/THN OUTBOARD M-BO				7885

Contd.

## 10.11 Imports by Economic Categories (Detail)

(In Thousand Rupees)

Items	Nov., 2016	From July, 2016	Nov., 2015	From July, 2015
890399 OTH INFLTABLE YACHTS		729	34272	133569
890400 TUGS AND PUSHER CRAFT.		27312		
890510 DREDGERS		24875	9357	9357
890590 OTH LIGHT VESSELS,FLO-CRANES				56814
890710 OTH FLOATING INFLATABLE RAFTS		883		
890790 OTH FLOATING STRUCTURES,TANKS	734	734	9782	54039
900490 OTH SPECT,GOGGLE&THE LIKE CORR	5352	47444	4786	22623
900510 BINOCULARS	1288	52703	22	3064
900580 OTH ASTRONOMICAL INSTRUMENTS	15839	16173		16479
900699 O-PART,AC P-GRAPHIC F-LIGH APP	1332	1830	140	968
900710 CINEMATOGRAPHIC CAMERAS		328	2671	2682
900720 CINEMATOGRAPH PROJECTOR.S-R/RE		33446	14627	18059
900791 PAR,ACC-CINEMATOGRAPHIC CAMERA		712	422	1725
900792 PART,ACCE-CINEMATOGR PROJECTOR	340	4966	385	718
900850 PROJECTORS,ENLARGERS&REDUCERS			3082	4735
900890 PARTS/ACCE OF IMAGE PROJECTORS	405	435	116	914
901010 APPA,EQUI AUTOMATC DEVELO FILM	960	24390	7153	29352
901050 OTH APP EQU PHO-GRAPHIC LAB	1132	2010	1007	3153
901060 PROJECTION SCREENS	1058	20568	2287	23299
901090 PART ACCE OF APP/EUIP H-90.10	589	2397	13	4148
901110 STEREOSCOPIC MICROSCOPES		923		231
901120 OTH MICROSCOPE P-MICROGRAPHY	1249	2194		5431
901180 OTHER MICROSCOPES	12109	194822	10944	79140
901190 PART,ACCE OF OPTCAL MICROSCOPE	88	1697	105	2696
901210 M-SCOPE O/THN OPTIC M-SCOP APP	19870	38579	556	14674
901290 PART,ACC M-SCOPE O/THN OPTICAL	55	185		3914
901310 TELESCOPIC SIGHTS FITT TO ARMS		7802		31
901320 LASERS OTHER THAN LASER DIODS	7689	18381	4040	7345
901380 OTH DEVICES APPLI&INSTRUMENTS	37332	176286	13499	98570
901390 PARTS,ACCE OF SUB GROUP-90.13	2673	5196	2504	3148
901410 DIRECTION FINDING COMPASSES	103	404	1649	2908
901420 INST/APPLI AERONAUTIC NAVIGATO	9681	78762		7805
901480 OTH INS/APPLI(NAVIGATIONAL)	2639	5280	26	6716
901490 PART,ACCE OF SUB GROUP OF90.14		462	1508	24109
901510 RANGEFINDERS		3803		847
901520 THEODOLITES AND TACHEOMETERS	103	8841	792	1698
901530 SURVEYING LEVELS	5019	36059	3666	9934
901540 PH-GRAMMETRICAL SURVEY INS/APP		42		50468
901580 OTH INS AND APPLIANC-SURVEYING	247065	1047591	728284	2506422
901590 PARTS&ACCE OF SURVEYING INSTRU	45060	677819	31427	1347090
901600 BALANCE SENSITIVITY 5CG/BETTER	2258	15652	4453	17217
901710 DRAFTING TABLE MACH W/NOT AUTO	1808	8564	4042	14751
901720 O-DRAWING MARK/MATH CALC INSTR	10563	41451	4159	20481
901730 MICROMETERS/CALLIPERS & GUAGES	2808	25279	3770	23422
901780 OTHER INSTRUMENTS	12349	71329	12621	52660
901790 PARTS/ACCE OF MEASURING INSTRU	3668	7815	1838	6777
901811 ELECTRO-CARDIOGRAPHS	3767	23181	11168	27156
901812 ULTRASONIC SCANNING APPARATUS	17324	239981	28886	298349
901813 MAGNETC RESONANCE IMAGING APPA	96657	754766	75217	1097993
901814 SCINTIGRAPHIC APPARATUS		1068		2482
901819 OTH ELECTRO-DIAGNOSTIC APPARAT	376776	1147105	159245	949680
901820 ULTRA VOILET/INFRA-RED RAY APP	62	430		226
901831 SYRINGES,WITH/WITHOUT NEEDLES	188855	1047945	181329	931585
901832 TUBULAR METAL NEEDLE/NEDL SUTU	27992	118054	22148	121018
901839 OTH NEDLES,CATHERS,CANNULA	803575	3247234	580856	2486128
901841 DENTAL DRILL ENGINES,W/C-D-EQU	5171	6124		18
901849 OTH;INS/APPLI, DENTAL SCIENCE	6971	30337	3551	40837

Contd.

## 10.11 Imports by Economic Categories (Detail)

(In Thousand Rupees)

Items	Nov., 2016	From July, 2016	Nov., 2015	From July, 2015
901850 OTH,OPHTHALMIC INST&APPLIANCE	34997	186204	25086	166777
901890 OTH INSTRUMENT & APPLIANCE.	1405748	4492061	961752	4111251
901910 MECHANO-THERPY,MESSAGE/PSY APP	51100	122705	24550	70842
901920 OZONE,OXYGEN ,AEROSOL THERAPY,	91874	508785	112035	506674
902190 OTH;APP,WORN CARY,IMPL IN BODY	4620	39358	67148	174646
902212 COMPUTED TOMOGRAPHY APPARATUS	313464	438977	490889	1170673
902213 OTH X-RAY APPA FOR DENTAL USES		2099		
902214 OTH,X-RAY APP FOR MEDICAL SURG	578	495392	47115	353225
902219 X-RAY APPA FOR OTHER USES	36416	151591	22595	472211
902221 APP BASE ON ALP,BETA GAMA RADI		11956		5635
902229 APP ALPHA-BE-GA RADI-OTHER USE		136824		5931
902230 X-RAY TUBES	248	23472	39	47457
902290 O-APP AL-B-G RADI INCL PA/ACCE	20705	79199	6927	82610
902300 APPA DESIGNED F-DEMANSTRATION	164235	297750	55852	376920
902410 MACH&APPLI FOR TESTING METALS	383	13739	6226	32978
902480 O-MACH-TESTING HARDNESS/STREN	27429	208339	22782	208396
902490 PARTS&ACC-HARD/STREN TEST MACH	3796	18614	1548	19850
902511 LIQUID-FILLED THERMOMETER/PYRO	2714	39428	4393	26615
902519 OTHER THERMOMETERS/PYROMETERS	13695	108627	7027	192232
902580 OTHER INSTRUMENTS	42220	133976	23746	101069
902590 PARTS ACCE INSTRUMENTS H-9025	4046	53973	1991	15312
902610 APP,MEASUR/CHECK FLOW/ LEVEL.	107818	410188	21119	106842
902620 APP, MEASUR/CHECK PRESSURE.	45531	513144	76451	300719
902680 OTH,APP,MEASUR VARIATION LIQ/G	205461	907961	145178	877658
902690 PARTS,ACCE OF SUB GROUP 90.26.	24368	84404	279177	612942
902710 GAS/SMOKE ANALYSIS APPARATUS.	23021	326473	18248	167827
902720 CHROMATOGRAPHS/ELECTROPHOR INS	54342	298563	50765	238820
902730 SPECTRO,SPECTROPHOT-METER RADI	72494	230247	22064	156103
902750 OTH,INS.USING OPTCAL RADIATION	64483	332674	179737	487245
902780 OTH,INST FOR PHYSICAL CHEM ANA	384119	1179839	301126	1495858
902790 MICROTOMES;PART ACCE APP-90.27	38130	529380	53419	249745
902810 GAS METERS	25154	433817	294279	807967
902820 LIQUID METERS	558	10565	469	7562
902830 ELECTRICITY METERS	22394	132741	7779	65850
902890 PART,ACCE OF SUB GROUP 90.26	48816	474887	105231	483634
902910 REVOL/PROD COUNTRS,TAXIMETERS,	1332	9700	397	8242
902920 SPEED INDICATORS/TACHOMETERS	5051	29213	3386	36351
902990 PARTS ACCE OF METERS-H-90.29	13760	68890	9176	52533
903010 INS,MEASUR IONISING RADIATIONS	3777	41209	791	193606
903020 OSCILLOSCOPE&OSCILLOGRAPH	701	25602	3925	23578
903031 O-INSTR MEASUR VOLTAGE,CURRENT	8061	25154	1954	13246
903032 MULTIMETER WITH RECORD DEVICE	818	10315	1031	13547
903033 O-METER WITH OUT RECOED DEVICE	32696	118511	20312	103194
903039 O-OSCILLOSCOPE W-RECOD DEVICE	6317	10700	1812	9538
903040 OTH,INS,SPE DESI FOR TELECOMMU	9650	58347	27065	65895
903082 OTH,INS,MEASUR SEMICONDOCTOR		1962		379
903084 OTH,APPA,WITH RECORDING DEVIC	45656	52134	3081	6579
903089 OTH,INS,MEASUR ELECTRICAL QTY.	19263	122514	33147	94266
903090 PARTS ACCE OF SUB GROUP 90.30	5995	13738	2242	54334
903110 MACH BALANCING MECHNICAL PARTS	4793	31506		6840
903120 TEST BENCHES	1819	10138	7383	27445
903141 OTH,OPTICAL INS CHECK SEMICODU		157		
903149 OTH,OPTICAL INS & APPLIACES.	22151	252742	3354	32352
903180 OTH,INS APPLIANCES & MACHINES.	273165	1109699	146210	1173627
903190 PART,ACCE OF ARTICLE H- 90.31	13955	89853	11079	74467
903210 THERMOSTAT	30237	187267	41366	175352
903220 MANOSTAT(PRESSURE REGULATORS)	311	3861	193	3956
903281 OTH,INS HYDRAULIC OR PNEUMATIC	2167	14512	619	10533
903289 OTH,REGULATING,CONTROLLING INS	311566	1751170	349198	884816
903290 PARTS,ACCE OF ARTICLE H- 90.32	7603	35693	6393	47216
940210 DENTISTS,BARBER CHAIRS, PARTS	5399	30763	4750	28144
940290 OTH;OPE TABLES,EXAM TABLE MECH	149115	433054	66628	365289
940560 ILLUMINATED SIGN,NAMPLATES,LIK	5299	107909	74791	186570
940591 PARTS OF LAMP LIGHT FIT GLASS.	4216	62815	11204	57761
940599 OTH PARTS H-NO.94.05,N.E.S.	28231	78402	3328	19702

## 10.12 Exports by Areas and Countries / Territories

(In Thousand Rupees)

Territories/Countries	Nov., 2016	Cumulative From July,2016	Nov., 2015	Cumulative From July,2015
<b>GRAND TOTALS</b>	<b>183,930,572</b>	<b>855,211,160</b>	<b>174,781,512</b>	<b>883,281,868</b>
<b>LATIN AMERICA</b>	<b>320,614</b>	<b>1,258,800</b>	<b>251,085</b>	<b>1,249,919</b>
Anguilla	308	308		308
Antigua and Barbuda		385		1,695
Aruba	1,180	1,375	170	170
Bahamas		9,091		9,205
Barbados	1,267	5,369	4,279	11,474
British Virgin Is.		1,889		1,954
Cayman Islands		2,316		1,611
Cuba	13,826	125,276	36,969	199,473
Dominica		1,792		1,858
Dominican Republic	166,952	497,777	93,564	443,453
Grenada	1,674	10,598		6,189
Guadeloupe	104	323	42,957	68,400
Haiti	76,269	185,977	6,291	49,667
Jamaica	25,208	114,582	19,901	96,799
Martinique		10,462	5,667	10,573
Puerto Rico	15,721	93,211	7,612	114,295
St.Kitts and Nevis		224		136
St. Lucia	996	2,074		5,321
St.Vincent/Grenadine	1,806	8,115		2,233
Trinidad and Tobago	15,303	187,655	33,674	225,104
<b>CENTRAL AMERICA</b>	<b>1,089,770</b>	<b>5,839,426</b>	<b>1,297,832</b>	<b>6,769,918</b>
Belize		936	544	1,002
Costa Rica	35,152	236,483	29,063	202,302
El Salvador	15,504	101,881	26,067	179,351
Guatemala	21,288	130,734	54,543	403,187
Honduras	6,662	200,890	215,327	776,838
Mexico	817,763	4,467,446	786,876	4,214,964
Nicaragua	40,134	243,284	65,274	353,433
Panama	153,268	457,772	120,138	638,841
<b>SOUTH AMERICA</b>	<b>2,344,859</b>	<b>10,523,165</b>	<b>2,157,967</b>	<b>10,793,297</b>
Argentina	374,410	1,947,137	627,907	2,571,949
Bolivia	20,662	46,498	4,523	27,641
Brazil	428,299	1,594,983	325,207	1,923,657
Chile	723,264	3,024,881	588,173	2,601,411
Colombia	344,817	1,592,002	292,286	1,614,572
Ecuador	73,711	296,895	26,454	211,735
Guyana	9,698	39,062	10,791	32,322
Paraguay	57,363	361,954	57,303	388,644
Peru	254,972	1,205,473	169,238	1,071,551
Suriname		7,359		537
Uruguay	52,797	296,402	55,347	185,439
Venezuela,Bolivar. R	4,867	110,519	735	163,839
<b>NORTH AMERICA</b>	<b>32,845,569</b>	<b>155,596,902</b>	<b>29,140,156</b>	<b>164,209,854</b>
Bermuda	304	4,228	2,013	6,122
Canada	1,956,067	9,431,026	1,513,317	9,120,786
U.S.America	30,889,198	146,161,648	27,624,825	155,082,945
<b>EASTERN EUROPE</b>	<b>3,251,951</b>	<b>17,010,065</b>	<b>2,929,002</b>	<b>14,981,854</b>
Belarus	5,484	8,391	1,705	21,731
Bulgaria	100,220	550,844	137,921	533,990
Czech Republic	269,615	1,678,769	243,614	1,295,396
Hungary	63,418	583,441	62,062	431,279
Poland	1,525,014	7,727,623	1,165,009	6,586,911
Republic of Moldova	502	3,473	63	6,183

Contd.

## 10.12 Exports by Areas and Countries / Territories

(In Thousand Rupees)

Territories/Countries	Nov., 2016	Cumulative From July,2016	Nov., 2015	Cumulative From July,2015
Romania	200,534	1,141,183	112,493	935,555
Russian Federation	681,845	3,891,534	759,710	3,583,660
Slovakia/Slovak R.	20,648	142,190	28,976	134,206
Ukraine	384,670	1,282,616	417,449	1,452,943
<b>NORTHERN EUROPE</b>	<b>16,472,182</b>	<b>86,162,883</b>	<b>16,555,341</b>	<b>85,512,168</b>
Denmark	1,009,206	6,184,508	998,589	5,150,444
Estonia	140,683	663,236	125,265	713,052
Finland	311,210	1,181,141	251,771	1,476,038
Iceland	1,027	3,901	4,747	7,118
Ireland	419,772	2,382,057	368,867	2,074,137
Latvia	98,488	430,271	47,053	251,389
Lithuania	312,473	1,359,812	271,501	1,385,479
Norway	299,178	1,779,452	264,034	1,666,106
Sweden	1,161,965	5,723,446	1,130,488	4,927,718
United Kingdom	12,718,179	66,455,057	13,093,026	67,860,687
<b>SOUTHERN EUROPE</b>	<b>16,599,225</b>	<b>72,891,155</b>	<b>14,259,452</b>	<b>67,855,624</b>
Albania	68,591	178,199	64,281	192,234
Andorra				364
Bosnia & Herzegovina	678	2,495		6,172
Croatia	83,986	453,786	119,582	398,317
Fr.Yugoslav R.Macedo		1,763	557	557
Greece	492,502	2,207,304	649,150	2,068,550
Italy	5,365,965	25,886,908	4,717,012	24,638,891
Malta	33,647	132,258	35,499	269,333
Portugal	1,313,317	6,373,328	1,192,611	6,737,397
San Marino				1,005
Slovenia	330,451	2,563,671	244,260	2,048,791
Spain	8,899,133	34,981,599	7,195,603	31,410,861
Serbia	10,955	109,846	40,899	83,152
<b>WESTERN EUROPE</b>	<b>23,006,821</b>	<b>123,924,133</b>	<b>23,014,412</b>	<b>113,689,269</b>
Austria	132,756	627,599	130,291	682,146
Belgium	5,452,720	28,806,800	4,755,363	24,743,179
Europien Union				1,609
France	3,472,367	15,857,012	2,714,424	14,325,849
Germany	9,226,436	50,267,825	9,849,856	46,145,660
Luxembourg		48,582		7,295
Netherlands	4,635,902	27,819,819	5,463,656	27,263,004
Switzerland	86,640	496,496	100,823	520,528
<b>EASTERN AFRICA</b>	<b>6,195,061</b>	<b>24,952,032</b>	<b>6,468,264</b>	<b>27,542,662</b>
Burundi	1,002	13,156	290	1,674
Comoros	186,348	704,344	100,533	536,184
Djibouti	229,991	1,131,584	216,222	1,510,273
Eritrea				17,638
Ethiopia	679	49,294	1,092	10,353
Kenya	2,880,855	11,011,576	2,534,264	10,451,277
Madagascar	800,926	3,249,291	877,986	3,728,743
Malawi	10,154	40,828	1,815	33,421
Mauritius	171,224	762,763	145,699	720,043
Mayotte		32,509	6,837	34,880
Mozambique	618,937	1,715,644	726,427	2,806,723
Reunion	27,403	212,735	63,380	281,480
Rwanda		2,291		7,624
Seychelles	20,400	149,703	17,183	111,769
Somalia	214,539	1,441,217	294,071	1,193,337
Uganda	6,817	41,539	6,650	50,299
U.R.of Tanzania	913,448	3,759,395	1,446,061	5,705,834
Zambia	1,329	13,869	2,406	39,011

Contd.



## 10.12 Exports by Areas and Countries / Territories

(In Thousand Rupees)

Territories/Countries	Nov., 2016	Cumulative From July,2016	Nov., 2015	Cumulative From July,2015
Zimbabwe	111,009	620,295	27,349	302,099
MIDDLE AFRICA	307,807	2,024,174	689,302	3,072,426
Angola	92,073	1,033,597	212,571	1,380,452
Cameroon	189,589	797,191	118,806	358,080
Central African R.				71
Chad		527		1,157
Congo, Republic of	521	9,290	13,954	63,404
D.R.of Congo	16,535	128,334	334,967	1,195,367
Equatorial G.(Ri.Mi)		1,713	1,340	1,340
Gabon	9,089	53,522	7,665	72,555
NORTHERN AFRICA	1,610,805	8,030,915	1,616,063	9,236,344
Algeria	263,322	759,451	232,014	890,114
Egypt(U.A.R.)	734,632	4,086,323	701,859	4,922,809
Libya	22,262	119,856	55,589	258,805
Morocco	196,249	749,049	116,055	582,773
Sudan			263,673	1,636,600
South Sudan	179,412	1,454,600		
Tunisia	214,927	861,635	246,873	944,822
Western Sahara(Ri.De)				420
SOUTHERN AFRICA	1,889,649	8,001,504	1,727,972	9,406,790
Botswana	40,456	100,436	29,060	127,726
Lesotho	64,475	304,396	18,445	163,895
Namibia		5,642	786	15,355
South Africa	1,784,205	7,560,442	1,679,681	9,091,011
Swaziland	512	30,588		8,803
WESTERN AFRICA	1,642,099	6,749,311	2,914,928	10,066,025
Benin	189,472	1,198,475	495,683	2,719,677
Burkina Faso(Fr.Up.V)	1,058	15,843		76
Cape Verde	1,093	1,093		
Co,te d,Ivoire(Fr.Iv)	241,132	649,975	282,074	1,041,504
Gambia	60,921	337,078	197,735	921,199
Ghana	113,572	529,070	121,728	369,322
Guinea	19,181	62,150	132,732	156,213
Guinea-Bissau	27,988	154,843	14,539	442,942
Liberia	6,986	22,084	4,257	72,564
Mali	561	9,683	2,841	5,394
Mauritania	135,853	303,522	39,539	201,449
Niger	1,645	3,826		1,741
Nigeria	174,433	1,709,482	231,135	1,131,364
Senegal	67,414	424,194	946,605	1,805,974
Sierra Leone	467,639	1,005,228	167,223	499,221
Togo	133,149	322,766	278,839	697,385
EASTERN ASIA	25,221,010	96,456,941	20,442,066	107,973,238
China	19,189,632	69,177,302	15,465,536	77,886,776
Hong Kong S.A.Re.Chi	1,178,265	5,910,773	1,469,637	8,624,994
Japan	1,479,994	7,050,833	1,332,247	7,588,288
Korea D.P.Republic			105	242
Korea, Republic of	2,740,446	11,795,760	1,829,655	11,862,131
Macao.China		375	349	2,394
Mongolia	2,510	16,422	481	11,843
O.Asia(Tai.For.Pe.Ki)	630,163	2,505,477	344,056	1,996,569
SOUTH-CENTRAL ASIA	24,924,389	112,787,814	24,594,657	118,919,123
Afghanistan	14,215,236	52,129,639	13,933,405	60,275,717
Bangladesh	5,057,913	28,901,162	5,347,443	30,725,007
India	2,938,879	18,639,085	2,575,300	13,906,415
Iran ( Islamic R.)	293,407	1,339,321	219,587	1,334,815
Kazakstan	130,354	522,657	336,988	691,178

Contd.

## 10.12 Exports by Areas and Countries / Territories

(In Thousand Rupees)

Territories/Countries	Nov., 2016	Cumulative From July,2016	Nov., 2015	Cumulative From July,2015
Kyrgyzstan/Kyrgyz R.	6,585	71,380	548	52,692
Maldives	30,266	244,505	84,743	328,750
Nepal	10,607	43,065	1,656	49,365
Sri Lanka	2,115,354	10,344,147	1,945,454	11,076,162
Tajikistan	26,995	122,700	17,908	126,417
Turkmenistan	60,456	225,225	95,257	236,099
Uzbekistan	38,338	204,927	36,370	116,508
<b>SOUTH-EASTERN ASIA</b>	<b>9,287,052</b>	<b>36,312,729</b>	<b>8,346,001</b>	<b>37,866,930</b>
Brunei Darussalam	16,810	24,091	5,311	27,628
Cambodia Fr.Kampuche	178,615	1,161,291	170,837	1,342,053
Timor Leste	38,032	100,624		
Indonesia	2,458,683	6,330,527	1,988,330	6,238,996
Lao People's D.R.	7,141	50,137	13,053	44,273
Malaysia	1,496,109	6,050,857	1,119,809	6,268,319
Myanmar	109,840	535,947	98,980	515,835
Philippines	360,037	2,922,087	383,157	1,756,246
Singapore	390,263	1,907,496	585,269	4,901,486
Thailand	1,236,866	4,717,477	921,095	4,254,698
Viet Nam	2,994,657	12,512,195	3,060,160	12,517,396
<b>WESTERN ASIA</b>	<b>15,033,349</b>	<b>75,137,135</b>	<b>16,849,352</b>	<b>84,331,969</b>
Armenia	276	1,408		7,201
Azerbaijan	509,165	1,577,332	225,976	1,324,901
Bahrain	318,720	2,400,562	432,497	2,670,162
Cyprus	67,850	206,917	23,532	154,026
Georgia	49,474	147,620	60,689	194,389
Iraq	83,888	691,655	385,154	1,139,032
Jordan	565,710	1,990,315	274,508	1,602,936
Kuwait	773,419	3,842,829	707,103	3,984,878
Lebanon	169,110	779,035	198,920	1,051,831
Oman	786,852	3,675,292	660,062	4,390,149
Qatar	355,818	2,332,702	390,772	2,241,098
Saudi Arabia	2,736,768	13,793,425	3,319,975	17,196,334
Syrian Arab Republic	391,907	617,309	64,304	235,271
Turkey	2,375,312	9,637,840	2,216,178	9,288,140
United Arab Emirates	5,366,445	30,722,360	6,781,602	35,399,052
Yemen	482,637	2,720,532	1,108,081	3,452,567
<b>AUSTRALIA AND NEW ZEALAND</b>	<b>1,847,540</b>	<b>11,402,798</b>	<b>1,492,191</b>	<b>9,684,209</b>
Australia	1,483,976	9,687,824	1,250,332	8,178,839
New Zealand	363,563	1,714,973	241,859	1,505,370
<b>MELANESIA</b>	<b>38,020</b>	<b>120,001</b>	<b>26,091</b>	<b>91,213</b>
Fiji	16,626	70,683	18,464	69,795
New Caledonia	1,596	3,174		1,603
Papua New Guinea	15,920	41,157	6,719	14,768
Solomon Islands	2,469	2,469		1,853
Vanuatu	1,409	2,519	908	3,194
<b>MICRONESIA</b>	<b>376</b>	<b>1,140</b>	<b>8</b>	<b>5,492</b>
Guam	376	1,140	8	4,980
Micronesia,F.States				511
<b>POLYNESIA</b>	<b>2,422</b>	<b>28,138</b>	<b>9,368</b>	<b>23,545</b>
American Samoa		9,430	1,206	1,206
Cook Islands				35
French Polynesia		7,457	4,711	13,750
Samoa	2,422	11,091		137
Tonga		160	49	5,015
Tuvalu			3,402	3,402

## 10.13 Re-Exports by Areas and Countries / Territories

(In Thousand Rupees)				
Territories/Countries	Nov., 2016	Cumulative From July,2016	Nov., 2015	Cumulative From July,2015
<b>GRAND TOTALS</b>	<b>2,053,982</b>	<b>8,037,272</b>	<b>1,196,913</b>	<b>7,640,491</b>
<b>CENTRAL AMERICA</b>		37	2,750	2,750
Mexico			2,750	2,750
Panama		37		
<b>SOUTH AMERICA</b>	826	7,996	1,355	8,980
Bolivia	169	169		2,211
Brazil		114		101
Colombia		1,334		436
Ecuador	244	244		1,058
Peru	414	6,135	1,355	5,173
<b>NORTH AMERICA</b>	32,691	729,925	66,565	438,138
Canada	5,176	119,402	6,294	44,248
U.S.America	27,515	610,523	60,271	393,890
<b>EASTERN EUROPE</b>	72,540	240,381	527	262,441
Bulgaria				10,250
Czech Republic	67,409	70,602		2
Hungary		8,176		245,063
Poland		154,738	149	2,696
Romania		128		376
Russian Federation		256		
Slovakia/Slovak R.				1,390
Ukraine	5,131	6,480	378	2,663
<b>NORTHERN EUROPE</b>	33,123	313,469	162,648	476,167
Denmark	718	3,410	1,175	34,178
Finland	56	56		4,844
Ireland			121	2,244
Latvia		3,879		
Lithuania	10	22,394	777	4,627
Norway		111	539	6,724
Sweden	1,664	79,290		10,410
United Kingdom	30,675	204,329	160,037	413,139
<b>SOUTHERN EUROPE</b>	96,325	605,632	27,810	94,281
Greece		2,151	1,312	4,720
Italy	85,601	592,179	26,487	86,870
Spain	10,724	11,301	11	2,691
<b>WESTERN EUROPE</b>	1,099,541	2,102,588	86,917	1,329,000
Austria	3,148	12,051	135	11,661
Belgium	10,735	37,020	16	3,326
France	46,222	464,942	13,510	382,703
Germany	224,859	693,615	26,202	716,947
Luxembourg				3,713
Netherlands	6,054	21,991	46,091	143,846
Switzerland	808,523	872,968	963	66,804
<b>MIDDLE AFRICA</b>				172
Cameroon				172

Contd.

## 10.13 Re-Exports by Areas and Countries / Territories

(In Thousand Rupees)				
Territories/Countries	Nov., 2016	Cumulative From July,2016	Nov., 2015	Cumulative From July,2015
<b>NORTHERN AFRICA</b>	885	2,554	3,509	8,438
Algeria		1,437		103
Egypt(U.A.R.)	885	1,116	3,509	8,019
Morocco				316
<b>SOUTHERN AFRICA</b>	21	12,171	6,095	31,301
South Africa	21	21	6,095	31,240
Swaziland		12,150		61
<b>WESTERN AFRICA</b>				1,082
Ghana				775
Nigeria				307
<b>EASTERN ASIA</b>	376,211	1,736,951	263,832	967,821
China	38,102	432,283	73,862	384,377
Hong Kong S.A.Re.Chi	287,243	1,091,045	102,063	351,000
Japan	49,662	200,814	68,486	206,867
Korea D.P.Republic	130	130		300
Korea, Republic of	783	9,516	863	2,455
O.Asia(Tai.For.Pe.Ki	290	3,163	18,558	22,823
<b>SOUTH-CENTRAL ASIA</b>	14,196	110,244	22,451	114,898
Afghanistan	11,182	89,768	17,092	66,254
Bangladesh				8
India	337	15,599	596	28,176
Iran ( Islamic R.)	2,207	2,301		
Kyrgyzstan/Kyrgyz R.		260		
Sri Lanka	470	2,091	4,763	20,460
Turkmenistan		225		
<b>SOUTH-EASTERN ASIA</b>	138,190	1,397,779	123,117	1,910,834
Indonesia	14,996	311,932	9,977	12,288
Malaysia	1,512	16,637	20,390	606,242
Myanmar				985
Philippines	1,369	6,167	18,716	22,902
Singapore	119,176	1,013,251	73,864	1,251,360
Thailand	26	48,607	171	338
Viet Nam	1,111	1,185		16,719
<b>WESTERN ASIA</b>	188,270	770,263	428,606	1,989,331
Azerbaijan			91,109	91,953
Bahrain			32	27,684
Iraq	1,615	5,424	327	554
Jordan	8	20,974		
Kuwait		10,728		2,883
Oman	32,074	50,397		155,712
Qatar	57,914	105,134	1,638	88,739
Saudi Arabia	2,497	175,973	10,362	165,395
Turkey	24	16,746	139	46,630
United Arab Emirates	94,139	384,888	325,001	1,409,782
<b>AUSTRALIA AND NEW ZEALAND</b>	1,161	7,285	730	4,858
Australia	1,161	5,947	312	4,440
New Zealand		1,338	418	418

## 10.14 Imports by Areas and Countries / Territories

(In Thousand Rupees)

Territories/Countries	Nov., 2016	Cumulative From July,2016	Nov., 2015	Cumulative From July,2015
<b>GRAND TOTALS</b>	<b>440,287,501</b>	<b>2,078,467,465</b>	<b>404,666,505</b>	<b>1,901,753,511</b>
LATIN AMERICA	62,193	959,456	30,715	870,166
Bahamas		763,843		318,498
Barbados		3,256		5,908
British Virgin Is.		33	706	1,785
Cayman Islands	8,531	8,748	65	599
Cuba		225	314	5,304
Dominica	19	4,285	1,237	8,127
Dominican Republic	4,498	13,641	8,631	23,502
Grenada		3,055	2	2
Haiti	13	53	313	1,968
Jamaica	17,871	48,988	2,235	16,154
Martinique				1,372
Montserrat		5		1,190
Netherlands Antilles		87	261	2,399
Puerto Rico	29,444	93,055	10,573	184,837
St.Kitts and Nevis	171	312	232	563
St. Lucia		3,911		
Saint Martin(Dutch p				1,604
St.Vincent/Grenadine		8		
Trinidad and Tobago	1,646	13,353	6,091	271,158
Turks & Caicos Is.		2,592		5,498
US.Virgin Islands		5	56	19,700
CENTRAL AMERICA	454,490	2,429,524	380,520	3,076,066
Belize	1,337	4,903	567	45,577
Costa Rica	1,864	34,496	4,329	34,221
El Salvador		3	5,385	5,834
French West Indies		990	636	636
Guatemala	63,251	519,066	100,756	367,989
Honduras	1,626	14,378	8,089	25,078
Mexico	386,411	1,842,737	259,349	2,577,832
Nicaragua		57		2,403
Panama		12,896	1,409	16,496
SOUTH AMERICA	4,622,171	30,306,084	10,414,080	46,490,471
Argentina	1,817,637	11,590,692	7,000,657	31,473,054
Bolivia		3,938	2,295	6,262
Bouvet Island	53	86		365
Brazil	2,617,737	17,773,538	3,106,208	13,317,904
Chile	113,430	574,590	140,769	1,034,981
Colombia	15,319	44,338	11,322	86,518
Ecuador	1,520	14,062	724	761
Falkland Is.Malvinas				1
French Guiana	16	16		
Guyana		1,056		5,776
Paraguay	21,220	168,410	118,896	344,516
Peru	19,304	84,604	22,450	97,788
S.Georgia S.Sandw.Is		828		432
Suriname		3,324		
Uruguay	15,936	46,478	10,759	111,217
Venezuela,Bolivar. R		125		10,897
NORTH AMERICA	26,663,991	115,891,758	20,398,563	93,724,764
Bermuda				2,246
Canada	6,800,972	24,150,969	5,046,303	16,238,305
Greenland	14	14		
U.S.America	19,863,006	91,740,775	15,352,260	77,484,214
EASTERN EUROPE	9,723,488	33,956,154	3,941,625	27,854,689
Belarus	643,846	1,992,013	342,001	1,181,606
Bulgaria	148,459	824,033	102,107	425,932

Contd.

## 10.14 Imports by Areas and Countries / Territories

(In Thousand Rupees)

Territories/Countries	Nov., 2016	Cumulative From July,2016	Nov., 2015	Cumulative From July,2015
Czech Republic	268,300	1,509,012	305,962	1,288,340
Hungary	548,600	2,534,662	382,181	1,564,758
Poland	588,408	3,392,249	627,251	3,309,583
Republic of Moldova	5,367	238,152	16,572	148,634
Romania	3,019,046	5,673,415	180,878	860,115
Russian Federation	2,895,141	12,246,083	1,395,100	8,505,157
Slovakia/Slovak R.	130,707	923,478	227,923	1,166,114
Ukraine	1,475,614	4,623,059	361,649	9,404,449
<b>NORTHERN EUROPE</b>	<b>9,503,920</b>	<b>44,300,031</b>	<b>9,629,909</b>	<b>50,426,585</b>
Denmark	754,648	3,022,316	1,051,765	6,884,147
Estonia	5,657	82,071	30,893	154,422
Faeroe Islands		721	1,491	1,508
Finland	419,911	2,547,833	375,124	2,290,626
Iceland	3,186	28,658	27,955	118,306
Ireland	980,749	3,506,452	1,004,110	7,439,464
Latvia	178,081	499,041	82,188	539,372
Lithuania	64,965	533,694	42,679	320,003
Norway	77,410	428,606	90,142	340,385
Svalbard/Jan May.Is.				1,085
Sweden	2,009,646	8,179,223	1,775,134	7,010,611
United Kingdom	5,009,668	25,471,417	5,148,429	25,326,656
<b>SOUTHERN EUROPE</b>	<b>6,477,292</b>	<b>37,015,722</b>	<b>6,295,374</b>	<b>33,308,901</b>
Albania		15	93	3,263
Andorra		281		
Bosnia & Herzegovina	224	664	90	5,665
Croatia	1,558	276,150	4,208	58,789
Fr.Yugoslav R.Macedo		6,908		
Gibraltar		1,024		975
Greece	39,979	231,212	41,133	261,310
Italy	4,107,100	22,279,892	4,261,601	18,962,250
Malta	1,293	31,241	5,171	22,523
Portugal	195,765	1,035,856	126,118	831,831
San Marino	4,553	17,441	3,600	15,711
Slovenia	64,228	162,782	24,597	79,713
Spain	2,057,371	11,109,249	1,767,468	11,120,018
Serbia	5,221	1,863,009	61,296	1,946,854
<b>WESTERN EUROPE</b>	<b>28,421,098</b>	<b>138,764,849</b>	<b>27,100,066</b>	<b>118,640,544</b>
Austria	883,735	5,351,626	1,204,583	5,749,663
Belgium	2,833,027	14,487,514	1,499,420	8,489,652
Europien Union	5,808,265	26,340,411	6,904,210	22,872,263
France	3,646,865	22,632,663	2,900,345	16,971,710
Germany	10,856,980	48,384,415	8,346,165	41,459,113
Liechtenstein	2,350	10,107		
Luxembourg	13,092	239,326	66,354	399,723
Netherlands	2,361,049	11,676,177	3,749,553	12,596,249
Switzerland	2,015,733	9,642,610	2,429,436	10,102,171
<b>EASTERN AFRICA</b>	<b>4,603,591</b>	<b>26,730,784</b>	<b>6,012,481</b>	<b>29,923,283</b>
<b>B.Indian Ocean Terr.</b>				<b>245</b>
Burundi	59,150	583,871	91,460	966,176
Comoros	15,971	83,092	4,638	24,401
Djibouti	2,049	29,226	1,409	13,062
Eritrea		5,137		2,044
Ethiopia	533,515	2,175,212	560,832	2,057,699
Kenya	3,075,481	18,255,906	4,189,851	17,622,094
Madagascar	107,019	338,548	44,222	228,251
Malawi	82	10,387		10,897
Mauritius	20,668	63,921	23,344	2,887,302
Mayotte			15	17
Mozambique	3,048	40,852	801	12,129

Contd.

## 10.14 Imports by Areas and Countries / Territories

(In Thousand Rupees)

Territories/Countries	Nov., 2016	Cumulative From July,2016	Nov., 2015	Cumulative From July,2015
Reunion	2,521	69,837	9,249	41,694
Rwanda	178,708	1,396,640	205,430	1,759,193
Seychelles	6,388	15,089		12,906
Somalia	24,327	302,681	23,177	134,587
Uganda	45,048	287,695	90,456	395,900
U.R.of Tanzania	303,688	1,835,838	312,385	1,284,583
Zambia	217,556	1,163,197	438,105	2,422,906
Zimbabwe	8,374	73,654	17,107	47,199
<b>MIDDLE AFRICA</b>	<b>45,660</b>	<b>496,827</b>	<b>94,515</b>	<b>376,820</b>
Angola		19,834	786	37,934
Cameroon	21,396	118,381	18,371	110,350
Central African R.	322	322		
Chad	3,332	76,317	495	69,597
Congo, Republic of	16,344	189,698	7,685	55,280
D.R.of Congo		29,448	56,588	57,371
Equatorial G.(Ri.Mi)				1
Gabon	4,265	58,071	10,591	46,179
Sao Tome & Principe		4,755		107
<b>NORTHERN AFRICA</b>	<b>4,081,712</b>	<b>19,505,816</b>	<b>2,718,593</b>	<b>22,590,433</b>
Algeria		2,845	2,677	18,290
Egypt(U.A.R.)	1,707,531	6,778,891	1,228,767	7,162,841
Libya	31,707	369,276	63,770	362,455
Morocco	2,286,210	11,689,452	1,351,080	14,661,763
Sudan			369	104,951
South Sudan	6,117	398,130		
Tunisia	50,147	266,959	71,932	280,133
Western Sahara(Ri.De)		264		
<b>SOUTHERN AFRICA</b>	<b>5,914,700</b>	<b>22,167,799</b>	<b>3,702,934</b>	<b>21,691,387</b>
Botswana		27		5,326
French Southern Terr	1,596	5,802		
Lesotho		2		
Namibia	28,117	81,504	1,952	2,368
South Africa	5,831,657	21,773,811	3,597,224	21,188,049
Swaziland	53,330	306,653	103,758	495,644
<b>WESTERN AFRICA</b>	<b>49,693</b>	<b>1,503,408</b>	<b>175,278</b>	<b>4,195,270</b>
Benin		388,477		332,045
Burkina Faso(Fr.Up.V	13	119,972	79,181	402,583
Co,te d,Ivoire(Fr.Iv	895	374,841	23,414	143,526
Gambia		14,391	11	33,995
Ghana	20,993	150,804	34,667	107,382
Guinea	3	6,206	75	4,395
Liberia		2,018	5,470	9,258
Mali		14,730		16,328
Mauritania		3,100		15,410
Nigeria	6,241	36,067		2,781,424
Senegal	11,109	40,058	17,853	102,850
Sierra Leone	121	1,440	218	3,339
St. Helena	10,317	11,008	5,012	5,281
Togo		340,296	9,378	237,453
<b>EASTERN ASIA</b>	<b>154,898,409</b>	<b>765,098,397</b>	<b>149,598,176</b>	<b>622,633,999</b>
China	124,237,601	626,664,744	122,171,720	494,541,903
Hong Kong S.A.Re.Chi	554,488	2,769,016	591,414	2,736,388
Japan	20,381,456	88,727,079	16,011,809	74,259,786
Korea D.P.Republic	333,246	1,397,951	305,415	2,328,756
Korea, Republic of	6,159,717	28,268,188	7,304,179	31,838,273
Macao.China		1,479		1,029
Mongolia				1,079
O.Asia(Tai.For.Pe.Ki	3,231,900	17,269,939	3,213,640	16,926,786
<b>SOUTH-CENTRAL ASIA</b>	<b>21,574,998</b>	<b>101,191,780</b>	<b>28,973,560</b>	<b>104,150,454</b>
Afghanistan	4,429,605	20,411,229	6,132,694	23,987,498
Bangladesh	541,088	1,812,314	963,603	2,809,059
Bhutan		2,958	22	827
India	12,650,390	59,980,859	18,418,170	62,924,185
Iran ( Islamic R.)	2,547,018	13,291,323	2,668,271	10,452,856

Contd.

## 10.14 Imports by Areas and Countries / Territories

(In Thousand Rupees)

Territories/Countries	Nov., 2016	Cumulative From July,2016	Nov., 2015	Cumulative From July,2015
Kazakstan	25,325	90,082	14,133	67,941
Kyrgyzstan/Kyrgyz R.	318	8,446	254	2,671
Maldives	370,301	370,376	1,882	2,019
Nepal	5,938	51,368	8,584	17,550
Sri Lanka	892,958	3,598,924	670,445	3,361,034
Tajikistan	80,605	181,248	23	3,076
Turkmenistan	29,495	1,259,472	95,480	521,736
Uzbekistan	1,957	133,180		
<b>SOUTH-EASTERN ASIA</b>	<b>45,142,849</b>	<b>203,728,812</b>	<b>41,121,998</b>	<b>209,168,884</b>
Brunei Darussalam				111
Cambodia Fr.Kampuche	28,772	56,683	7,927	32,435
Timor Leste				16
Indonesia	18,380,986	80,623,219	17,154,261	91,084,536
Lao People's D.R.		680		2,489
Malaysia	9,234,563	42,151,601	6,972,564	41,100,666
Myanmar	40,995	207,017	13,376	207,005
Philippines	239,339	1,251,617	237,083	1,595,756
Singapore	5,642,901	26,453,141	6,974,375	29,387,057
Thailand	8,922,260	41,566,271	7,101,324	34,662,727
Viet Nam	2,653,034	11,418,582	2,661,087	11,096,086
<b>WESTERN ASIA</b>	<b>114,415,102</b>	<b>514,573,463</b>	<b>89,150,758</b>	<b>483,419,726</b>
Armenia		7,593	200	5,019
Azerbaijan	1,839	8,685		1,481
Bahrain	260,297	1,696,359	142,011	953,903
Cyprus	6,138	65,960	12,351	133,294
Gaza Strip	35	472		
Georgia		7,637	970	4,649
Iraq	56,005	1,311,105	36,760	108,061
Jordan	257,097	1,402,376	142,543	895,416
Kuwait	17,258,043	53,014,624	15,214,307	62,933,046
Lebanon	1,892	99,300	20,245	111,334
Oman	5,331,084	16,194,102	3,925,834	16,328,081
Qatar	8,557,080	40,194,388	1,619,572	10,639,382
Saudi Arabia	21,892,436	84,178,940	20,253,033	128,801,861
Syrian Arab Republic	6,293	45,756	862	138,344
Turkey	1,772,895	10,690,682	2,419,944	8,766,373
United Arab Emirates	58,999,903	305,496,605	45,362,126	253,593,491
Yemen	14,065	158,878		5,991
<b>AUSTRALIA AND NEW ZEALAND</b>	<b>3,626,803</b>	<b>19,729,526</b>	<b>4,915,388</b>	<b>29,174,820</b>
Australia	3,401,163	17,825,884	4,701,308	27,820,527
Christmas Islands	1,397	9,069	2,361	2,757
Cocos (Keeling) Is.				224
Heard/Mac Donald Is.	76	76		277
New Zealand	223,146	1,885,265	207,487	1,342,821
Norfolk Island		3,266	3,826	7,799
US.Minor Outlying Is	1,021	5,965	406	414
<b>MELANESIA</b>	<b>4,258</b>	<b>108,918</b>	<b>11,015</b>	<b>33,921</b>
Fiji		103,036	2,920	22,781
New Caledonia				113
Papua New Guinea			7,855	7,991
Solomon Islands	1,119	1,119	52	1,996
Vanuatu	3,140	4,763	188	1,040
<b>MICRONESIA</b>		<b>4,504</b>	<b>958</b>	<b>1,269</b>
Guam		11		
Kiribati		4,493	958	1,175
Marshall Islands		1		
Micronesia,F.States				90
Palau(Fr.pacific Is)				4
<b>POLYNESIA</b>	<b>1,082</b>	<b>3,851</b>		<b>1,057</b>
American Samoa	705	705		121
Cook Islands				2
Johnston Island	105	2,857		21
Pitcairn				899
Tonga				14
Tuvalu	272	290		



## 10.15 Re-Imports by Areas and Countries / Territories

(In Thousand Rupees)

Territories/Countries	Nov., 2016	Cumulative From July,2016	Nov., 2015	Cumulative From July,2015
<b>GRAND TOTALS</b>	<b>1,653,599</b>	<b>8,942,789</b>	<b>1,878,695</b>	<b>8,686,220</b>
<b>CENTRAL AMERICA</b>	<b>2,628</b>	<b>3,168</b>		<b>228</b>
Belize	517	517		
Guatemala	2,111	2,111		
Mexico		541		228
<b>SOUTH AMERICA</b>			<b>393</b>	<b>21,943</b>
Brazil				20,459
Peru			393	1,484
<b>NORTH AMERICA</b>	<b>667,452</b>	<b>3,767,347</b>	<b>728,343</b>	<b>3,181,658</b>
Bermuda	63	63		
Canada	64,512	403,514	109,189	524,972
U.S.America	602,877	3,363,769	619,155	2,656,686
<b>EASTERN EUROPE</b>		<b>7,187</b>	<b>8,372</b>	<b>47,965</b>
Bulgaria				2,886
Czech Republic		1,006		2,871
Hungary		1		
Poland		6,180	2,850	36,686
Romania			273	273
Russian Federation			5,250	5,250
<b>NORTHERN EUROPE</b>	<b>47,860</b>	<b>312,128</b>	<b>94,160</b>	<b>397,177</b>
Denmark	3,298	27,218	574	1,385
Finland		930		
Ireland	3,958	4,137		394
Lithuania		901		
Norway		2,995	1,556	6,068
Svalbard/Jan May.Is.		5,396		3,799
Sweden	15,083	44,065	18,965	85,336
United Kingdom	25,521	226,485	73,066	300,195
<b>SOUTHERN EUROPE</b>	<b>30,695</b>	<b>126,300</b>	<b>33,310</b>	<b>196,816</b>
Croatia				527
Greece				657
Italy	26,800	111,044	29,063	167,133
Portugal				618
Spain	3,895	15,255	4,246	27,880
<b>WESTERN EUROPE</b>	<b>70,507</b>	<b>327,068</b>	<b>52,090</b>	<b>304,814</b>
Austria		1,337		
Belgium	17,818	89,104	2,078	16,116
France	1,738	25,417	3,738	32,390
Germany	46,516	136,011	36,050	185,660
Netherlands	4,149	39,431	10,224	68,131
Switzerland	286	35,769		2,517
<b>EASTERN AFRICA</b>	<b>8,707</b>	<b>33,231</b>		<b>10,946</b>
Ethiopia	8,707	28,590		
Kenya				1,462
Mauritius		625		
U.R.of Tanzania				9,484
Zimbabwe		4,016		

Contd.

## 10.15 Re-Imports by Areas and Countries / Territories

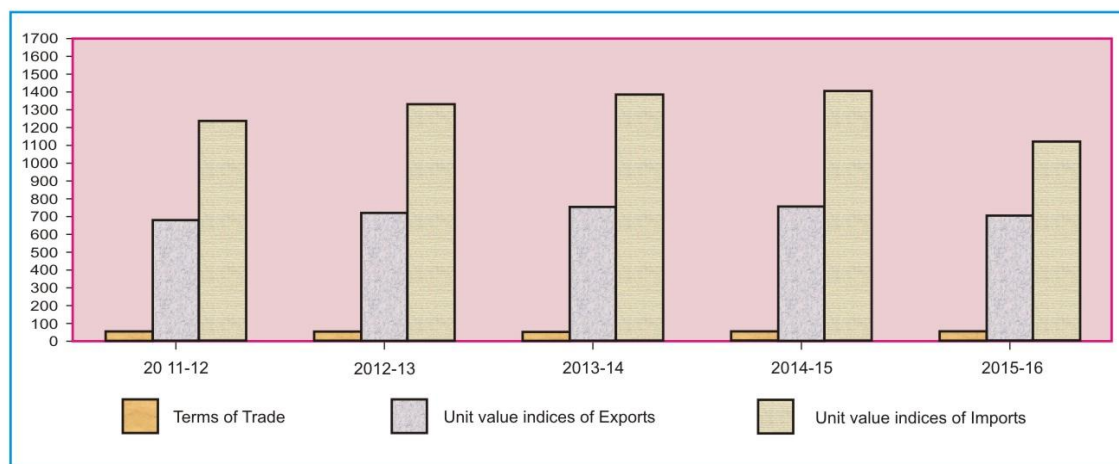
(In Thousand Rupees)

Territories/Countries	Nov., 2016	Cumulative From July,2016	Nov., 2015	Cumulative From July,2015
<b>NORTHERN AFRICA</b>	1,161	9,776	967	3,049
Egypt(U.A.R.)	362	707		334
Morocco		8,271	967	2,716
Tunisia	799	799		
<b>SOUTHERN AFRICA</b>	7,765	36,070	4,544	35,620
South Africa		13,270	4,544	22,748
Swaziland	7,765	22,800		12,872
<b>WESTERN AFRICA</b>	1,337	1,337		
Cape Verde	1,337	1,337		
<b>EASTERN ASIA</b>	405,713	2,224,034	525,444	2,559,780
China	163,235	1,297,405	331,595	1,363,112
Hong Kong S.A.Re.Chi	36,053	115,348	37,317	194,088
Japan	86,893	465,495	99,832	615,853
Korea D.P.Republic	158	158		
Korea, Republic of	23,527	112,688	20,789	148,446
O.Asia(Tai.For.Pe.Ki	95,847	232,940	35,911	238,281
<b>SOUTH-CENTRAL ASIA</b>	93,338	594,281	121,303	485,265
Bangladesh	953	21,704	8,033	29,618
India	84,098	514,444	109,969	400,264
Iran ( Islamic R.)		2,287	2,138	5,399
Sri Lanka	8,287	55,845	1,162	49,984
<b>SOUTH-EASTERN ASIA</b>	125,734	673,269	131,202	617,683
Indonesia	66,966	419,829	83,776	317,840
Malaysia	14,793	108,348	20,773	106,451
Philippines		163		
Singapore	4,113	26,332	13,777	46,978
Thailand	24,622	76,344	11,695	126,435
Viet Nam	15,239	42,254	1,181	19,979
<b>WESTERN ASIA</b>	180,162	736,522	114,333	564,887
Bahrain	5,698	31,319		24,112
Cyprus				330
Kuwait			253	614
Oman	3,219	9,293	888	2,262
Qatar			402	402
Saudi Arabia	12,524	106,310	19,678	104,978
Syrian Arab Republic	3,377	31,802	15,109	33,059
Turkey	17,545	53,421	7,973	54,210
United Arab Emirates	137,798	504,378	70,031	344,920
<b>AUSTRALIA AND NEW ZEALAND</b>	10,540	91,072	57,321	251,475
Australia	10,540	66,987	57,321	251,475
Norfolk Island		24,085		
<b>MICRONESIA</b>			6,913	6,913
Northern Mariana Is.			6,913	6,913

### 10.16 Annual and Quarterly Terms of Trade and Unit Value Indices of Exports and Imports (1990-91=100)

Year/ Quarter	Terms of Trade	Unit Value Indices of Exports	Unit Value Indices of Imports
2011-12	55.08	679.44	1233.49
2012-13	53.81	715.45	1329.56
2013-14	54.27	752.86	1387.15
2014-15	54.05	759.21	1,404.72
2015-16	56.33	705.02	1,251.53
2011-12 Jul-Sep	56.28	653.84	1161.73
Oct-Dec	54.96	673.48	1225.37
Jan-Mar	54.95	680.39	1238.16
Apr-Jun	54.26	710.06	1308.71
2012-13 Jul-Sep	53.94	684.66	1269.28
Oct-Dec	53.43	709.08	1327.23
Jan-Mar	53.91	728.42	1351.28
Apr-Jun	53.97	739.63	1370.44
2013-14 Jul-Sep	54.54	745.76	1367.33
Oct-Dec	54.61	745.57	1365.33
Jan-Mar	54.80	771.50	1407.91
Apr-Jun	53.17	748.62	1408.02
2014-15 Jul-Sep	52.24	753.27	1441.98
Oct-Dec	54.41	762.69	1401.74
Jan-Mar	55.87	769.06	1376.64
Apr-Jun	53.76	751.81	1398.50
2015-16 Jul-Sep	53.67	712.89	1328.20
Oct-Dec	56.66	701.89	1238.67
Jan-Mar	57.87	703.02	1214.84
Apr-Jun	57.36	702.28	1224.39
2016-17 Jul-Sep	57.02	697.00	1222.36

ANNUAL TERMS OF TRADE & UNIT VALUE INDICES OF EXPORTS & IMPORTS (1990-91=100)



## 10.17 Index Numbers of Unit Values of Exports by Groups ( 1990-91=100 )

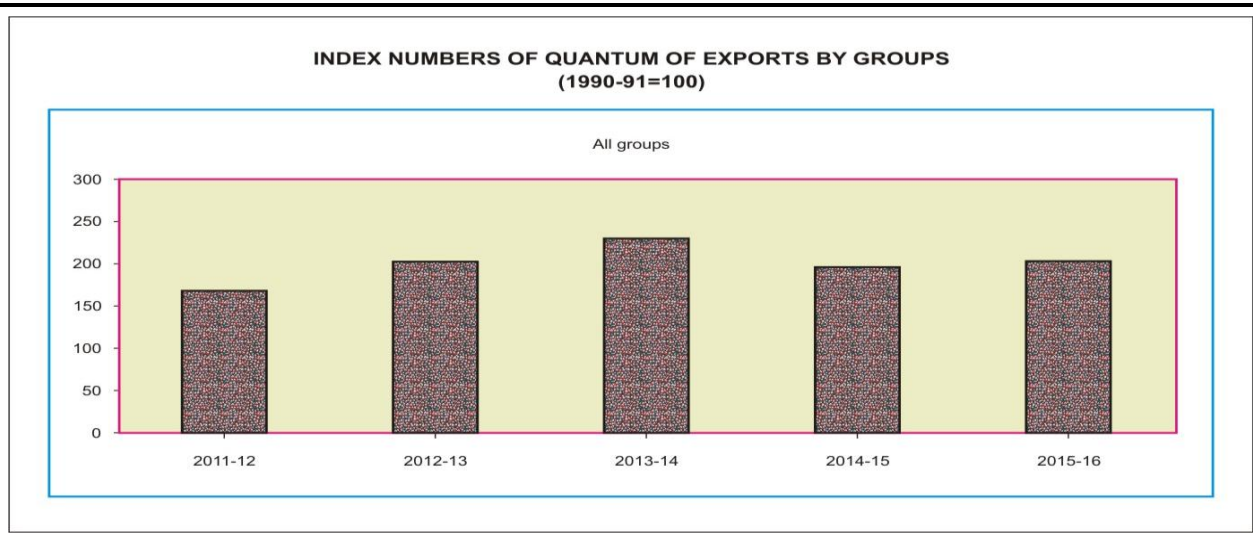
Year /Quarter	All Groups	Food and Live Animals	Beverages & Tobacco	Crude Materials Inedible	Mineral Fuels & Lubrican	Chemicals	Manufactured Goods	Machinery & Transport	Misc. Manufactured Articles
2011-12	679.44	800.09	935.29	848.74	1500.63	739.66	641.15	1517.96	650.31
2012-13	715.45	884.48	1052.54	958.74	1615.08	876.11	689.62	1603.48	657.15
2013-14	752.86	954.07	1127.89	1009.57	1682.81	939.50	698.49	1650.17	700.75
2014-15	759.21	1057.47	1148.80	999.87	1713.20	935.18	667.05	1789.37	728.76
2015-16	705.03	944.46	1217.42	920.79	1092.25	1000.41	607.39	1873.58	774.38
2011-12 Jul-Sep	653.84	803.38	897.76	758.78	1429.38	678.24	617.90	1431.44	635.65
Oct-Dec	673.48	780.21	923.77	818.80	1492.20	714.47	645.22	1523.11	645.05
Jan-Mar	680.39	787.46	953.20	904.77	1528.82	766.15	648.83	1549.50	652.21
Apr-Jun	710.06	829.32	966.43	912.66	1552.12	799.77	652.65	1567.78	668.31
2012-13 Jul-Sep	684.66	867.43	999.22	924.18	1562.79	809.02	656.98	1584.13	636.74
Oct-Dec	709.08	869.95	1036.60	944.56	1653.04	851.48	685.86	1590.79	658.79
Jan-Mar	728.42	899.09	1086.12	982.32	1620.06	921.14	705.07	1618.96	666.01
Apr-Jun	739.63	901.46	1088.20	983.88	1624.41	922.80	710.57	1620.03	667.06
2013-14 Jul-Sep	745.46	919.57	1098.87	1017.68	1634.63	934.11	713.43	1624.52	674.82
Oct-Dec	745.57	952.49	1154.15	1023.78	1640.93	928.01	698.36	1631.05	723.57
Jan-Mar	771.50	970.48	1164.01	1042.41	1659.59	941.60	719.23	1664.20	729.32
Apr-Jun	748.62	973.74	1094.54	954.39	1796.09	954.26	659.51	1680.90	675.29
2014-15 Jul-Sep	753.27	1027.99	1123.85	988.05	1853.14	929.85	676.38	1722.41	692.43
Oct-Dec	762.69	1071.97	1171.54	1000.56	1862.62	935.86	677.14	1781.57	740.31
Jan-Mar	769.06	1075.01	1148.08	1030.34	1732.30	946.52	679.02	1787.10	728.26
Apr-Jun	751.81	1054.91	1151.73	980.52	1404.75	928.49	635.66	1866.41	754.05
2015-16 Jul-Sep	712.89	973.60	1144.34	964.35	1423.80	994.53	628.77	1955.09	730.30
Oct-Dec	701.89	935.34	1176.96	908.48	1022.94	995.70	601.06	1858.72	782.09
Jan-Mar	703.02	929.68	1250.14	921.27	1045.51	1021.47	599.41	1866.25	795.28
Apr-Jun	702.28	939.22	1298.25	889.05	876.75	989.95	600.29	1814.27	789.83
2016-17 Jul-Sep	697.00	972.71	1239.28	909.02	1069.37	993.34	590.69	1780.89	762.86

## 10.18 Index Numbers of Unit Values of Imports by Groups ( 1990-91=100 )

Year/Quarter	All groups	Food and Live animals	Beverages & Tobacco	Crude materials inedible except fuels	Mineral fuels & Lubricants	Animal or Veg. oils & Fats	Chemicals	Manufactured goods	Machinery & Transport equipment	Misc. manufactured articles
2011-12	1233.49	791.79	1230.10	881.00	1651.93	1240.29	897.56	823.33	1407.29	1274.46
2012-13	1329.56	802.28	1339.47	995.65	1720.77	1103.29	994.50	887.02	1738.91	1342.66
2013-14	1387.15	838.74	1446.20	1046.35	1757.91	1054.13	1098.60	899.66	1866.32	1458.63
2014-15	1404.72	891.28	1620.65	1048.08	1550.37	1037.83	1256.50	1026.39	1985.27	1854.42
2015-16	1251.53	839.11	1700.77	1031.47	1054.32	1011.65	1193.67	920.53	1913.99	2376.63
2011-12 Jul-Sep	1161.73	780.37	1174.28	886.35	1546.57	1209.58	836.74	807.84	1297.42	1248.30
Oct-Dec	1225.37	786.64	1201.86	889.48	1674.49	1185.85	907.70	818.38	1350.77	1264.77
Jan-Mar	1238.16	819.33	1254.74	846.69	1651.53	1277.05	922.54	830.85	1386.86	1282.00
Apr-Jun	1308.71	780.82	1289.52	901.49	1735.14	1288.69	923.26	836.23	1594.10	1302.76
2012-13 Jul-Sep	1269.28	791.42	1310.88	925.57	1623.49	1189.26	939.61	875.46	1610.53	1323.94
Oct-Dec	1327.23	794.08	1328.36	995.64	1764.03	1111.45	1009.58	881.11	1680.20	1327.27
Jan-Mar	1351.28	800.25	1350.09	1017.46	1761.13	1048.35	989.23	877.44	1804.52	1345.00
Apr-Jun	1370.44	823.38	1368.54	1043.92	1734.43	1064.11	1039.59	914.05	1860.39	1374.43
2013-14 Jul-Sep	1367.33	839.00	1390.72	1064.30	1688.69	1075.42	1064.27	859.80	1865.31	1381.34
Oct-Dec	1365.33	840.48	1425.20	1052.01	1711.56	1054.23	1083.40	873.38	1875.71	1391.17
Jan-Mar	1407.91	849.44	1463.98	1072.34	1784.71	1061.03	1104.26	930.61	1937.80	1487.18
Apr-Jun	1408.02	826.03	1504.91	996.75	1846.69	1025.83	1142.45	934.85	1786.47	1574.82
2014-15 Jul-Sep	1441.98	882.91	1551.52	1050.88	1810.84	1040.06	1218.48	993.38	1889.96	1701.41
Oct-Dec	1401.74	893.21	1590.81	1065.79	1530.17	1056.54	1254.97	1030.45	1969.44	1807.08
Jan-Mar	1376.64	895.47	1651.30	1039.03	1443.70	1006.23	1256.20	1044.23	1995.28	1892.80
Apr-Jun	1398.50	893.54	1688.98	1036.61	1416.75	1048.50	1296.34	1037.49	2086.41	2016.39
2015-16 Jul-Sep	1328.20	819.90	1670.50	994.97	1377.68	1032.17	1175.87	905.12	1926.97	2242.88
Oct-Dec	1238.67	824.90	1691.32	1109.19	1049.07	1028.06	1141.86	929.56	1882.96	2372.44
Jan-Mar	1214.84	865.60	1747.55	1012.94	871.68	978.61	1210.14	924.91	1934.80	2434.43
Apr-Jun	1224.39	846.04	1693.71	1008.77	918.85	1007.74	1246.79	922.51	1911.24	2456.76
2016-17 Jul-Sep	1222.36	816.59	1708.34	1025.79	908.12	1026.36	1251.62	925.94	1888.38	2512.37

## 10.19 Index Numbers of Quantum of Exports by Groups (1990-91=100)

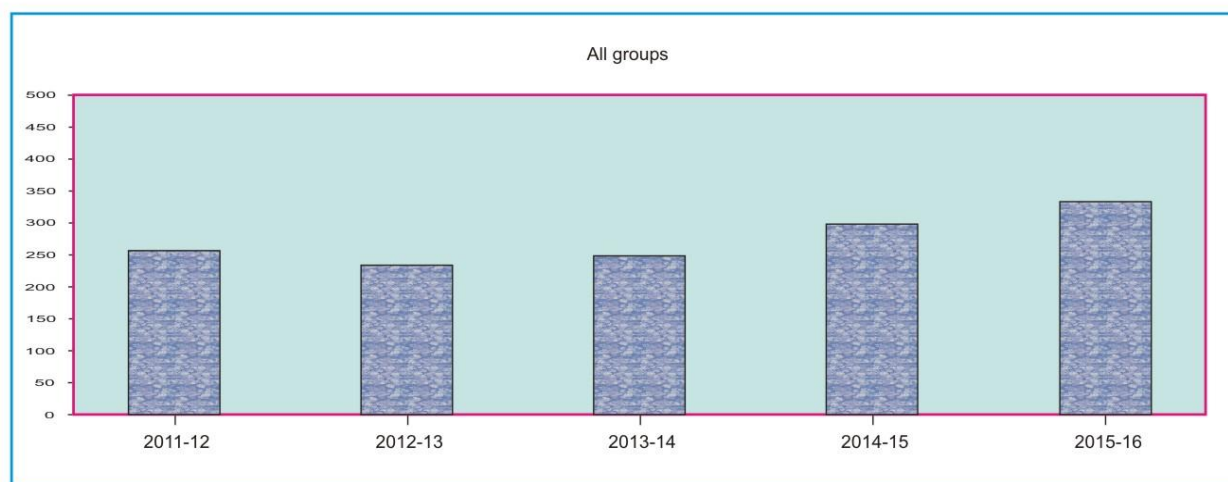
Year/Quarter	All groups	Food and Live animals	Beverages & Tobacco	Crude materials inedible except fuels	Mineral fuels & Lubricants	Chemicals	Manufactured goods	Machinery & Transport equipment	Misc. manufactured articles
2011-12	167.36	264.12	367.35	282.00	410.62	1301.40	157.00	2077.59	164.87
2012-13	202.86	242.21	238.64	343.79	37.89	992.45	191.87	2014.32	181.50
2013-14	229.80	280.96	175.45	447.47	409.09	1010.41	189.96	2056.66	226.38
2014-15	195.45	224.40	100.30	264.75	176.22	973.58	181.68	3964.39	201.19
2015-16	203.66	243.09	112.67	307.85	57.34	689.93	182.42	3767.50	223.68
2011-12 Jul-Sep	123.61	226.97	338.73	258.06	397.91	1195.14	153.61	1693.48	168.03
Oct-Dec	169.87	245.98	350.96	342.16	405.61	1260.20	146.42	1741.42	145.37
Jan-Mar	181.51	273.36	342.68	403.10	392.32	1443.70	151.76	2986.15	158.70
Apr-Jun	194.44	310.16	437.04	124.69	446.65	1306.54	176.19	1889.30	187.37
2012-13 Jul-Sep	182.10	193.42	203.51	300.83	29.33	962.68	175.53	2240.25	165.88
Oct-Dec	201.62	219.24	268.01	357.97	6.46	948.78	196.72	2835.50	174.64
Jan-Mar	208.98	289.31	307.37	350.05	53.72	840.47	192.71	1390.01	179.90
Apr-Jun	218.73	266.88	175.65	366.29	62.03	1217.85	202.51	1591.51	205.57
2013-14 Jul-Sep	242.65	254.75	215.28	392.89	1298.61	1052.88	213.28	1226.96	241.61
Oct-Dec	220.69	279.96	59.50	463.12	4.22	691.05	190.14	911.18	229.81
Jan-Mar	218.37	336.65	69.11	350.89	247.03	1153.88	186.44	4061.10	208.14
Apr-Jun	237.48	252.47	357.92	582.97	86.50	1143.82	170.28	2027.38	225.97
2014-15 Jul-Sep	201.64	189.93	90.87	389.05	361.14	952.31	183.05	4343.64	202.72
Oct-Dec	205.65	266.45	51.38	333.54	123.62	1240.35	187.56	3283.23	194.18
Jan-Mar	197.74	235.44	74.56	246.63	85.83	790.96	183.40	3932.27	205.36
Apr-Jun	176.75	205.76	184.39	89.77	134.28	910.69	172.69	4298.43	202.50
2014-15 Jul-Sep	187.10	183.52	68.33	285.36	76.97	1029.59	176.67	3211.01	194.95
Oct-Dec	193.24	251.95	54.14	218.76	50.57	778.60	177.06	2601.52	204.57
Jan-Mar	228.29	303.57	179.45	528.59	70.12	467.59	186.61	3782.17	256.89
Apr-Jun	206.13	233.33	148.74	198.69	31.70	483.95	189.54	5475.29	238.30
2016-17 Jul-Sep	189.72	161.56	101.01	178.53	162.00	560.84	185.85	5242.08	217.09



## 10.20 Index Numbers of Quantum of Imports by Groups ( 1990-91=100 )

Year/Quarter	All groups	Food and Live animals	Beverages & Tobacco	Crude materials inedible except fuels	Mineral fuels & Lubricants	Animal or Veg. oils & Fats	Chemicals	Manufactured goods	Machinery & Transport equipment	Misc. manufactured articles
2011-12	256.47	321.01	371.65	473.88	197.46	121.87	290.92	241.91	280.01	288.73
2012-13	234.02	186.86	275.65	413.29	190.89	141.68	240.54	249.49	266.44	261.26
2013-14	249.40	162.10	317.18	491.04	185.66	182.37	253.03	312.32	283.06	286.91
2014-15	299.74	222.61	317.90	531.02	175.67	179.33	271.01	345.01	478.50	307.93
2015-16	330.71	273.06	287.46	628.07	157.60	221.25	266.35	319.43	584.63	405.89
2011-12 Jul-Sep	240.84	277.16	347.08	300.55	194.84	114.21	304.19	247.39	261.99	225.28
Oct-Dec	265.20	330.05	344.55	647.69	194.63	119.56	315.83	235.90	261.50	260.87
Jan-Mar	246.02	383.47	403.56	497.72	188.47	102.72	277.36	223.66	241.95	398.43
Apr-Jun	273.80	293.36	391.41	449.55	211.89	151.00	266.31	260.67	354.59	270.34
2012-13 Jul-Sep	233.97	153.48	320.06	335.17	199.90	165.49	246.32	226.37	289.12	221.18
Oct-Dec	229.54	203.59	244.78	355.04	192.53	115.62	250.79	260.53	247.53	297.57
Jan-Mar	223.34	205.75	273.94	531.28	168.62	148.57	209.02	245.75	221.78	281.19
Apr-Jun	249.22	184.62	263.80	431.66	202.50	137.03	256.03	265.29	307.32	245.10
2013-14 Jul-Sep	218.67	122.34	261.56	396.94	181.66	174.34	244.11	206.78	263.81	229.50
Oct-Dec	268.58	171.23	341.53	584.51	196.34	167.22	261.77	508.73	227.47	235.11
Jan-Mar	257.81	167.02	354.12	578.98	169.03	175.06	258.74	280.99	321.79	278.09
Apr-Jun	252.54	187.81	311.51	403.73	195.60	212.84	247.49	252.77	319.16	305.94
2014-15 Jul-Sep	302.77	322.99	416.31	354.13	197.29	189.47	275.38	273.72	521.40	302.25
Oct-Dec	303.82	229.82	369.89	685.69	185.39	167.77	270.55	274.76	470.31	296.49
Jan-Mar	290.10	174.63	205.90	595.97	129.32	163.79	258.24	482.00	428.76	371.67
Apr-Jun	302.25	162.98	279.49	488.27	190.67	196.30	279.88	349.54	493.54	261.29
2015-16 Jul-Sep	290.52	292.22	311.01	375.83	146.92	212.82	245.87	284.84	513.14	407.12
Oct-Dec	355.81	311.72	251.34	598.92	153.20	224.04	302.20	347.62	635.68	489.68
Jan-Mar	304.07	245.24	298.83	876.98	135.09	223.11	229.82	310.36	469.95	357.26
Apr-Jun	372.45	243.07	288.66	660.54	195.20	225.04	287.52	334.92	719.73	369.48
2016-17 Jul-Sep	315.54	222.22	243.38	417.44	171.33	192.07	272.18	374.67	545.17	392.47

INDEX NUMBERS OF QUANTUM OF IMPORTS BY GROUPS  
(1990-91=100)



### 10.21 Trade in Services (Summary) September, 2016

Description	Rs. In Million Dollars in Thousands					
	* September, 2016		** August, 2016		% Change in September, 2016 over August, 2016	
	Rs	\$	Rs	\$	Rs	\$
Export of Services (TOTAL)	43,184.55	413,092.83	42,091.37	402,318.09	2.60	2.68
1.Manufacturing services on physical inputs owned by others	0.00	0.00	0.00	0.00	0.00	0.00
2.Maintenance and repair services n.i.e.	39.73	380.00	117.18	1,120.00	-66.10	-66.07
3. Transport	10,445.60	99,920.00	10,467.44	100,050.00	-0.21	-0.13
4. Travel	2,723.26	26,050.00	2,609.28	24,940.00	4.37	4.45
5.Construction services	525.83	5,030.00	713.52	6,820.00	-26.30	-26.25
6. Insurance and Pension services	413.98	3,960.00	856.86	8,190.00	-51.69	-51.65
7. Financial services	509.11	4,870.00	441.51	4,220.00	15.31	15.40
8. Charges for the use of intellectual services	0.00	0.00	19.88	190.00	-100.00	-100.00
9. Telecommunication, Computer and information services	7,526.85	72,000.00	8,368.72	79,990.00	-10.06	-9.99
10. Other business services	6,385.57	61,082.83	11,403.61	108,998.09	-44.00	-43.96
11. Personal, cultural, and recreational services	213.26	2,040.00	302.36	2,890.00	-29.47	-29.41
12. Government services, n.i.e.	14,401.37	137,760.00	6,791.02	64,910.00	112.06	112.23
Import of Services (TOTAL)	73,076.82	699,035.00	76,170.87	728,057.00	-4.06	-3.99
1.Manufacturing services on physical inputs owned by others	0.00	0.00	0.00	0.00	0.00	0.00
2.Maintenance and repair services n.i.e.	650.24	6,220.00	671.67	6,420.00	-3.19	-3.12
3. Transport	31,261.52	299,040.00	31,848.13	304,411.00	-1.84	-1.76
4. Travel	12,246.81	117,150.00	15,070.82	144,050.00	-18.74	-18.67
5.Construction services	1.05	10.00	32.43	310.00	-96.78	-96.77
6. Insurance and Pension services	1,561.82	14,940.00	2,729.59	26,090.00	-42.78	-42.74
7. Financial services	1,147.85	10,980.00	2,514.07	24,030.00	-54.34	-54.31
8. Charges for the use of intellectual services	2,328.10	22,270.00	1,772.30	16,940.00	31.36	31.46
9. Telecommunication, Computer and information services	3,973.55	38,010.00	4,560.48	43,590.00	-12.87	-12.80
10. Other business services	11,802.52	112,900.00	14,085.28	134,630.00	-16.21	-16.14
11. Personal, cultural, and recreational services	54.88	525.00	208.83	1,996.00	-73.72	-73.70
12. Government services, n.i.e.	8,048.50	76,990.00	2,677.28	25,590.00	200.62	200.86

Description	% Change in July - September, 2016 over July - September, 2015					
	* July - September 2016		July - September 2015		Rs	\$
	Rs	\$	Rs	\$	Rs	\$
Export of Services (TOTAL)	119,006.18	1,137,362.36	179,213.72	1,744,102.52	-33.60	-34.79
1.Manufacturing services on physical inputs owned by others	0.00	0.00	0.00	0.00	0.00	0.00
2.Maintenance and repair services n.i.e.	326.46	3,120.00	44.18	430.00	638.86	625.58
3. Transport	29,940.87	286,150.00	30,097.71	292,910.00	-0.52	-2.31
4. Travel	7,793.10	74,480.00	7,131.14	69,400.00	9.28	7.32
5.Construction services	2,584.45	24,700.00	501.44	4,880.00	415.41	406.15
6. Insurance and Pension services	1,384.82	13,235.00	659.68	6,420.00	109.92	106.15
7. Financial services	1,429.29	13,660.00	2,313.00	22,510.00	-38.21	-39.32
8. Charges for the use of intellectual services	147.53	1,410.00	594.95	5,790.00	-75.20	-75.65
9. Telecommunication, Computer and information services	22,908.46	218,940.00	18,219.33	177,310.00	25.74	23.48
10. Other business services	24,390.83	233,107.36	25,246.33	245,696.52	-3.39	-5.12
11. Personal, cultural, and recreational services	584.90	5,590.00	320.18	3,116.00	82.68	79.40
12. Government services, n.i.e.	27,515.47	262,970.00	94,085.78	915,640.00	-70.75	-71.28
Import of Services (TOTAL)	215,804.78	2,062,483.00	216,156.85	2,103,632.00	-0.16	-1.96
1.Manufacturing services on physical inputs owned by others	0.00	0.00	0.00	0.00	0.00	0.00
2.Maintenance and repair services n.i.e.	1,485.80	14,200.00	3,181.27	30,960.00	-53.30	-54.13
3. Transport	86,973.65	831,222.00	85,842.13	835,413.00	1.32	-0.50
4. Travel	44,911.83	429,230.00	54,659.03	531,940.00	-17.83	-19.31
5.Construction services	148.58	1,420.00	7.19	70.00	1965.62	1928.57
6. Insurance and Pension services	5,692.06	54,400.00	6,129.28	59,650.00	-7.13	-8.80
7. Financial services	4,439.60	42,430.00	3,421.71	33,300.00	29.75	27.42
8. Charges for the use of intellectual services	8,158.27	77,970.00	4,755.46	46,280.00	71.56	68.47
9. Telecommunication, Computer and information services	11,677.10	111,600.00	9,825.35	95,620.00	18.85	16.71
10. Other business services	38,142.04	364,530.00	35,826.25	348,660.00	6.46	4.55
11. Personal, cultural, and recreational services	372.60	3,561.00	173.55	1,689.00	114.69	110.83
12. Government services, n.i.e.	13,803.25	131,920.00	12,335.63	120,050.00	11.90	9.89

\* Provisional figures based on figures provided by the State Bank of Pakistan.

\*\* Revised by SBP

Note:- SBP has swiched over from BPM- to BPM 6th addition from July, 2014.

Note:- Dollar value is converted into Rupees on monthly average exchange rate provided by SBP.

September, 2016 (1\$=Rs.104.539576 ), August, 2016 (1\$=Rs. 104.622119) and September, 2015 (1\$=Rs. 104.206806 ) respectively.



## 10.22 Export of Services by Sectors (Detail) ( Monthly )

Rs. in Millions  
Dollars in Thousands

Description	* September, 2016		** August, 2016		** September, 2015		% Change in September, 2016 over			
							August, 2016		September, 2015	
	Rs	\$	Rs	\$	Rs	\$	Rs	\$	Rs	\$
<b>Services</b>	<b><u>43,184.55</u></b>	<b><u>413,092.83</u></b>	<b><u>42,091.37</u></b>	<b><u>402,318.09</u></b>	<b><u>73,349.97</u></b>	<b><u>703,888.47</u></b>	<b>2.60</b>	<b>2.68</b>	<b>-41.13</b>	<b>-41.31</b>
1.Manufacturing services on physical inputs owned by others	0.00	0.00	0.00	0.00	0.00	0.00	0.00	0.00	0.00	0.00
1.1 Goods for processing in reporting economy	0.00	0.00	0.00	0.00	0.00	0.00	0.00	0.00	0.00	0.00
1.2 Goods for processing abroad	0.00	0.00	0.00	0.00	0.00	0.00	0.00	0.00	0.00	0.00
2.Maintenance and repair services n.i.e.	39.73	380.00	117.18	1,120.00	9.38	90.00	-66.10	-66.07	323.55	322.22
3. Transport	10,445.60	99,920.00	10,467.44	100,050.00	10,341.48	99,240.00	-0.21	-0.13	1.01	0.69
3.1 Sea transport	231.03	2,210.00	260.51	2,490.00	231.34	2,220.00	-11.31	-11.24	-0.13	-0.45
3.1.1 Passenger	0.00	0.00	0.00	0.00	0.00	0.00	0.00	0.00	0.00	0.00
3.1.2 Freight	120.22	1,150.00	120.32	1,150.00	120.88	1,160.00	-0.08	0.00	-0.55	-0.86
3.1.3 Other	110.81	1,060.00	140.19	1,340.00	110.46	1,060.00	-20.96	-20.90	0.32	0.00
3.2 Air transport	10,083.89	96,460.00	10,141.02	96,930.00	10,093.47	96,860.00	-0.56	-0.48	-0.09	-0.41
3.1.1 Passenger	3,966.23	37,940.00	3,932.75	37,590.00	4,594.48	44,090.00	0.85	0.93	-13.67	-13.95
3.1.2 Freight	469.38	4,490.00	469.75	4,490.00	1,133.77	10,880.00	-0.08	0.00	-58.60	-58.73
3.1.3 Other	5,648.27	54,030.00	5,738.52	54,850.00	4,365.22	41,890.00	-1.57	-1.49	29.39	28.98
3.3 Road transport	57.50	550.00	54.40	520.00	15.63	150.00	5.69	5.77	267.84	266.67
3.3.1 Passenger	0.00	0.00	0.00	0.00	0.00	0.00	0.00	0.00	0.00	0.00
3.3.2 Freight	57.50	550.00	54.40	520.00	15.63	150.00	5.69	5.77	267.84	266.67
3.3.3 Other	0.00	0.00	0.00	0.00	0.00	0.00	0.00	0.00	0.00	0.00
3.4 Rail transport	0.00	0.00	6.28	60.00	0.00	0.00	-100.00	-100.00	0.00	0.00
3.4.1 Passenger	0.00	0.00	0.00	0.00	0.00	0.00	0.00	0.00	0.00	0.00
3.4.2 Freight	0.00	0.00	0.00	0.00	0.00	0.00	0.00	0.00	0.00	0.00
3.4.3 Other	0.00	0.00	6.28	60.00	0.00	0.00	-100.00	-100.00	0.00	0.00
3.5 Postal and courier services	73.18	700.00	5.23	50.00	1.04	10.00	1298.93	1300.00	6922.84	6900.00
3.6 Electricity transmission	0.00	0.00	0.00	0.00	0.00	0.00	0.00	0.00	0.00	0.00
3.7 Other supporting and auxiliary transport service	0.00	0.00	0.00	0.00	0.00	0.00	0.00	0.00	0.00	0.00
4. Travel	2,723.26	26,050.00	2,609.28	24,940.00	2,441.57	23,430.00	4.37	4.45	11.54	11.18
4.1 Business	20.91	200.00	34.53	330.00	39.60	380.00	-39.44	-39.39	-47.20	-47.37
4.1.1 Acquisition of goods and services by border, seasonal, and other short-term workers	0.00	0.00	0.00	0.00	0.00	0.00	0.00	0.00	0.00	0.00
4.1.2 Other	20.91	200.00	34.53	330.00	39.60	380.00	-39.44	-39.39	-47.20	-47.37
4.2 Personal	2,702.35	25,850.00	2,574.75	24,610.00	2,401.97	23,050.00	4.96	5.04	12.51	12.15
4.2.1 Health-related expenditure	8.36	80.00	7.32	70.00	6.25	60.00	14.19	14.29	33.77	33.33
4.2.2 Education-related expenditure	144.27	1,380.00	55.45	530.00	27.09	260.00	160.17	160.38	432.46	430.77
4.2.3 Other	2,549.72	24,390.00	2,511.98	24,010.00	2,368.62	22,730.00	1.50	1.58	7.65	7.30
4.2.3.1 Religious travel	0.00	0.00	1.57	15.00	0.00	0.00	-100.00	-100.00	0.00	0.00
4.2.3.2 Other	2,549.72	24,390.00	2,510.41	23,995.00	2,368.62	22,730.00	1.57	1.65	7.65	7.30
5.Construction services	525.83	5,030.00	713.52	6,820.00	125.05	1,200.00	-26.30	-26.25	320.51	319.17
5.1 Construction abroad	525.83	5,030.00	713.52	6,820.00	125.05	1,200.00	-26.30	-26.25	320.51	319.17
5.2 Construction in the compiling economy	0.00	0.00	0.00	0.00	0.00	0.00	0.00	0.00	0.00	0.00
6. Insurance and Pension services	413.98	3,960.00	856.86	8,190.00	201.12	1,930.00	-51.69	-51.65	105.84	105.18
6.1 Direct Insurance	46.64	446.16	421.31	4,027.00	99.10	951.03	-88.93	-88.92	-52.94	-53.09
6.1.1 Life insurance	0.64	6.16	4.92	47.00	4.28	41.03	-86.90	-86.89	-84.94	-84.99
6.1.2 Freight insurance	0.00	0.00	0.00	0.00	2.08	20.00	0.00	0.00	-100.00	-100.00
6.1.3 Other direct insurance	46.00	440.00	416.40	3,980.00	92.74	890.00	-88.95	-88.94	-50.40	-50.56
6.2 Reinsurance	361.82	3,461.10	435.00	4,157.80	93.09	893.33	-16.82	-16.76	288.68	287.44
6.3 Auxiliary insurance services	5.51	52.74	0.54	5.20	8.92	85.64	913.42	914.23	-38.22	-38.42
6.4 Pension and standardized guarantee services	0.00	0.00	0.00	0.00	0.00	0.00	0.00	0.00	0.00	0.00

Contd.

### 10.22 Export of Services by Sectors (Detail) ( Monthly )

Rs. in Millions  
Dollars in Thousands

Description	* September, 2016		** August, 2016		** September, 2015		% Change in September, 2016 over			
							August, 2016		September, 2015	
	Rs	\$	Rs	\$	Rs	\$	Rs	\$	Rs	\$
7. Financial services	509.11	4870.00	441.51	4220.00	623.16	5980.00	15.31	15.40	-18.30	-18.56
7.1 Explicitly charged and other financial services	509.11	4870.00	441.51	4220.00	300.12	2880.00	15.31	15.40	69.64	69.10
7.2 Financial intermediation service charges indirectly measured (FISIM)	0.00	0.00	0.00	0.00	323.04	3100.00	0.00	0.00	-100.00	-100.00
8. Charges for the use of intellectual services	0.00	0.00	19.88	190.00	496.02	4760.00	-100.00	-100.00	-100.00	-100.00
9. Telecommunication, Computer and information services	7526.85	72000.00	8368.72	79990.00	6049.21	58050.00	-10.06	-9.99	24.43	24.03
9.1 Telecommunications services	2963.70	28350.00	3633.53	34730.00	2252.95	21620.00	-18.43	-18.37	31.55	31.13
9.1.1 Call centres	699.77	6693.78	772.90	7387.56	507.66	4871.68	-9.46	-9.39	37.84	37.40
9.1.2 Telecommunication services	2263.93	21656.22	2860.62	27342.44	1745.29	16748.32	-20.86	-20.80	29.72	29.30
9.2 Computer services	4555.83	43580.00	4722.64	45140.00	3784.79	36320.00	-3.53	-3.46	20.37	19.99
9.2.1 Hardware consultancy services	21.57	206.37	12.56	120.04	15.03	144.23	71.78	71.92	43.54	43.08
9.2.2 Software consultancy services	1686.46	16132.23	1889.19	18057.22	812.87	7800.55	-10.73	-10.66	107.47	106.81
9.2.3 Maintenance & repairs of computer	5.66	54.16	3.52	33.65	2.15	20.59	60.81	60.95	100.00	100.00
9.2.4 Export / Import of Computer Software	2356.35	22540.23	2180.81	20844.64	2243.79	21532.08	8.05	8.13	5.02	4.68
9.2.5 Other Computer services	485.80	4647.01	636.57	6084.45	710.96	6822.55	-23.69	-23.62	-31.67	-31.89
9.3 Information services	7.32	70.00	12.56	120.00	11.46	110.00	-41.71	-41.67	-36.16	-36.36
9.3.1 News agency services	4.97	47.53	9.46	90.37	5.77	55.34	-47.45	-47.41	-13.84	-14.11
9.3.2 Other information services	2.35	22.47	3.10	29.63	5.70	54.66	-24.23	-24.16	-58.76	-58.89
10. Other business services	6385.57	61082.83	11403.61	108998.09	6436.70	61768.47	-44.00	-43.96	-0.79	-1.11
10.1 Research and development services	71.09	680.00	77.42	740.00	45.85	440.00	-8.18	-8.11	55.04	54.55
10.2 Professional and management consulting services	1636.05	15650.00	1856.00	17740.00	1599.58	15350.00	-11.85	-11.78	2.28	1.95
10.2.1 Legal, accounting, management consulting, and public relations	1040.17	9950.00	1293.13	12360.00	1269.24	12180.00	-19.56	-19.50	-18.05	-18.31
10.2.1.1 Legal services	133.81	1280.00	106.72	1020.00	85.45	820.00	25.39	25.49	56.60	56.10
10.2.1.2 Accounting, auditing, bookkeeping, and tax consulting services	177.72	1700.00	150.66	1440.00	88.58	850.00	17.96	18.06	100.64	100.00
10.2.1.3 Business and management consulting and public relations services	728.64	6970.00	1035.76	9900.00	1095.21	10510.00	-29.65	-29.60	-33.47	-33.68
10.2.2 Advertising, market research, and public opinion polling	595.88	5700.00	562.87	5380.00	330.34	3170.00	5.86	5.95	80.38	79.81
10.3 Technical, trade-related and other business services	4678.44	44752.83	9470.19	90518.09	4791.27	45978.47	-50.60	-50.56	-2.35	-2.67
10.3.1 Architectural, engineering, scientific and other technical services	473.56	4530.00	527.30	5040.00	309.49	2970.00	-10.19	-10.12	53.01	52.53
10.3.2 Waste treatment and de-pollution, agricultural and mining services	19.86	190.00	14.65	140.00	4.17	40.00	35.61	35.71	376.56	375.00
10.3.3 Operating leasing services	8.36	80.00	8.37	80.00	8.34	80.00	-0.08	0.00	0.31	0.00
10.3.4 Trade-related services	7.41	70.91	69.75	666.72	78.73	755.54	-89.37	-89.36	-90.58	-90.61
10.3.5 Other business services n.i.e.	4169.24	39881.92	8850.13	84591.37	4390.54	42132.93	-52.89	-52.85	-5.04	-5.34
11. Personal, cultural, and recreational services	213.26	2040.00	302.36	2890.00	67.73	650.00	-29.47	-29.41	214.85	213.85
11.1 Audiovisual and related services	190.26	1820.00	291.90	2790.00	50.02	480.00	-34.82	-34.77	280.38	279.17
11.1.1 Audiovisual services	136.04	1301.34	291.82	2789.31	49.84	478.26	-53.38	-53.35	172.97	172.10
11.1.2 Artistic related services	54.22	518.66	0.07	0.69	0.18	1.74	75205.56	75068.12	29855.80	29708.05
11.2 Other personal, cultural, and recreational services	23.00	220.00	10.46	100.00	17.72	170.00	119.83	120.00	29.83	29.41
12. Government services, n.i.e.	14401.37	137760.00	6791.02	64910.00	46558.56	446790.00	112.06	112.23	-69.07	-69.17
12.1 Embassies and consulates	3081.83	29480.00	2417.82	23110.00	2329.02	22350.00	27.46	27.56	32.32	31.90
12.2 Military units and agencies	7086.74	67790.00	0.00	0.00	815.94	7830.00	100.00	100.00	768.54	765.77
12.3 Other	4232.81	40490.00	4373.21	41800.00	43413.60	416610.00	-3.21	-3.13	-90.25	-90.28

\* Provisional \*\* Revised

Note: 1. The data are presented as per 6(EBOPS0.002010) classification aligned with MSITS0.00 2010 classification

### 10.23 Export of Services by Sector (Detail) (Cummulative)

Rs. in Millions  
Dollars in Thousands

Description	* July - September, 2016		** July - September, 2015		% Change in July - September, 2016 over July - September, 2015	
	Rs	\$	Rs	\$	Rs	\$
	<b>Services</b>	<b><u>119,006.18</u></b>	<b><u>1,137,362.36</u></b>	<b><u>179,213.72</u></b>	<b><u>1,744,102.52</u></b>	<b>-33.60</b>
1.Manufacturing services on physical inputs owned by others	0.00	0.00	0.00	0.00	0.00	0.00
1.1 Goods for processing in reporting economy	0.00	0.00	0.00	0.00	0.00	0.00
1.2 Goods for processing abroad	0.00	0.00	0.00	0.00	0.00	0.00
2.Maintenance and repair services n.i.e.	326.46	3,120.00	44.18	430.00	638.86	625.58
3. Transport	29,940.87	286,150.00	30,097.71	292,910.00	-0.52	-2.31
3.1 Sea transport	646.64	6,180.00	725.44	7,060.00	-10.86	-12.46
3.1.1 Passenger	0.00	0.00	0.00	0.00	0.00	0.00
3.1.2 Freight	287.74	2,750.00	338.06	3,290.00	-14.88	-16.41
3.1.3 Other	358.89	3,430.00	387.38	3,770.00	-7.35	-9.02
3.2 Air transport	29,082.88	277,950.00	29,274.65	284,900.00	-0.66	-2.44
3.1.1 Passenger	11,586.07	110,730.00	13,952.98	135,790.00	-16.96	-18.45
3.1.2 Freight	977.28	9,340.00	2,359.24	22,960.00	-58.58	-59.32
3.1.3 Other	16,519.53	157,880.00	12,962.43	126,150.00	27.44	25.15
3.3 Road transport	124.51	1,190.00	95.56	930.00	30.30	27.96
3.3.1 Passenger	0.00	0.00	0.00	0.00	0.00	0.00
3.3.2 Freight	124.51	1,190.00	95.56	930.00	30.30	27.96
3.3.3 Other	0.00	0.00	0.00	0.00	0.00	0.00
3.4 Rail transport	6.28	60.00	0.00	0.00	100.00	100.00
3.4.1 Passenger	0.00	0.00	0.00	0.00	0.00	0.00
3.4.2 Freight	0.00	0.00	0.00	0.00	0.00	0.00
3.4.3 Other	6.28	60.00	0.00	0.00	0.00	0.00
3.5 Postal and courier services	80.57	770.00	2.06	20.00	3820.58	3750.00
3.6 Electricity transmission	0.00	0.00	0.00	0.00	0.00	0.00
3.7 Other supporting and auxiliary transport service	0.00	0.00	0.00	0.00	0.00	0.00
4. Travel	7,793.10	74,480.00	7,131.14	69,400.00	9.28	7.32
4.1 Business	95.22	910.00	87.34	850.00	9.02	7.06
4.1.1 Acquisition of goods and services by border, seasonal, and other short-term workers	0.00	0.00	0.00	0.00	0.00	0.00
4.1.2 Other	95.22	910.00	87.34	850.00	9.02	7.06
4.2 Personal	7,697.89	73,570.00	7,043.80	68,550.00	9.29	7.32
4.2.1 Health-related expenditure	23.02	220.00	38.02	370.00	-39.45	-40.54
4.2.2 Education-related expenditure	256.35	2,450.00	118.17	1,150.00	116.94	113.04
4.2.3 Other	7,418.51	70,900.00	6,887.61	67,030.00	7.71	5.77
4.2.3.1 Religious travel	1.57	15.00	0.00	0.00	100.00	100.00
4.2.3.2 Other	7,416.94	70,885.00	6,887.61	67,030.00	7.69	5.75
5.Construction services	2,584.45	24,700.00	501.44	4,880.00	415.41	406.15
5.1 Construction abroad	2,584.45	24,700.00	501.44	4,880.00	415.41	406.15
5.2 Construction in the compiling economy	0.00	0.00	0.00	0.00	0.00	0.00
6. Insurance and Pension services	1,384.82	13,235.00	659.68	6,420.00	109.92	106.15
6.1 Direct Insurance	530.97	5,074.58	321.22	3,126.09	65.30	62.33
6.1.1 Life insurance	5.71	54.58	8.85	86.09	-35.44	-36.60
6.1.2 Freight insurance	3.14	30.00	8.22	80.00	-61.81	-62.50
6.1.3 Other direct insurance	522.12	4,990.00	304.15	2,960.00	71.66	68.58
6.2 Reinsurance	826.43	7,898.33	314.21	3,057.85	163.02	158.30
6.3 Auxiliary insurance services	27.42	262.09	24.26	236.06	13.06	11.03
6.4 Pension and standardized guarantee services	0.00	0.00	0.00	0.00	0.00	0.00

Contd.

### 10.23 Export of Services by Sector (Detail) (Cummulative)

Rs. in Millions  
Dollars in Thousands

Description	* July - September, 2016		** July - September, 2015		% Change in July - September, 2016 over July - September, 2015	
	Rs	\$	Rs	\$	Rs	\$
	7. Financial services	1,429.29	13,660.00	2,313.00	22,510.00	-38.21
7.1 Explicitly charged and other financial services	1,429.29	13,660.00	1,583.44	15,410.00	-9.74	-11.36
7.2 Financial intermediation service charges indirectly measured (FISIM)	0.00	0.00	729.55	7,100.00	-100.00	-100.00
8. Charges for the use of intellectual services	147.53	1,410.00	594.95	5,790.00	-75.20	-75.65
9. Telecommunication, Computer and information services	22,908.46	218,940.00	18,219.33	177,310.00	25.74	23.48
9.1 Telecommunications services	9,518.51	90,970.00	7,561.68	73,590.00	25.88	23.62
9.1.1 Call centres	2,059.12	19,679.31	1,816.11	17,674.33	13.38	11.34
9.1.2 Telecommunication services	7,459.39	71,290.69	5,745.57	55,915.67	29.83	27.50
9.2 Computer services	13,360.65	127,690.00	10,609.36	103,250.00	25.93	23.67
9.2.1 Hardware consultancy services	52.93	505.87	39.49	384.35	34.02	31.62
9.2.2 Software consultancy services	5,049.52	48,259.12	2,421.26	23,563.63	108.55	104.80
9.2.3 Maintenance & repairs of computer	29.88	285.56	2.76	26.90	981.01	961.56
9.2.4 Export / Import of Computer Software	6,667.44	63,721.84	6,541.06	63,657.37	1.93	0.10
9.2.5 Other Computer services	1,560.88	14,917.61	1,604.79	15,617.75	-2.74	-4.48
9.3 Information services	29.30	280.00	48.29	470.00	-39.33	-40.43
9.3.1 News agency services	20.63	197.17	25.93	252.37	-20.44	-21.87
9.3.2 Other information services	8.67	82.83	22.36	217.63	-61.24	-61.94
10. Other business services	24,390.83	233,107.36	25,246.33	245,696.52	-3.39	-5.12
10.1 Research and development services	190.43	1,820.00	164.41	1,600.00	15.83	13.75
10.2 Professional and management consulting services	5163.66	49350.00	4678.40	45530.00	10.37	8.39
10.2.1 Legal, accounting, management consulting, and public relations	3,451.86	32,990.00	3,773.13	36,720.00	-8.51	-10.16
10.2.1.1 Legal services	355.75	3,400.00	210.65	2,050.00	68.89	65.85
10.2.1.2 Accounting, auditing, bookkeeping, and tax consulting services	435.28	4,160.00	250.72	2,440.00	73.61	70.49
10.2.1.3 Business and management consulting and public relations services	2,660.83	25,430.00	3,311.77	32,230.00	-19.66	-21.10
10.2.2 Advertising, market research, and public opinion polling	1,711.80	16,360.00	905.26	8,810.00	89.09	85.70
10.3 Technical, trade-related and other business services	19,036.74	181,937.36	20,403.53	198,566.52	-6.70	-8.37
10.3.1 Architectural, engineering, scientific and other technical services	1,452.31	13,880.00	2,013.98	19,600.00	-27.89	-29.18
10.3.2 Waste treatment and de-pollution, agricultural and mining services	68.01	650.00	14.39	140.00	372.77	364.29
10.3.3 Operating leasing services	26.16	250.00	32.88	320.00	-20.45	-21.88
10.3.4 Trade-related services	87.42	835.47	150.85	1,468.04	-42.05	-43.09
10.3.5 Other business services n.i.e.	17,402.84	166,321.89	18,191.43	177,038.48	-4.33	-6.05
11. Personal, cultural, and recreational services	584.90	5,590.00	320.18	3,116.00	82.68	79.40
11.1 Audiovisual and related services	532.58	5,090.00	157.83	1,536.00	237.44	231.38
11.1.1 Audiovisual services	467.59	4,468.80	157.27	1,530.53	197.32	191.98
11.1.2 Artistic related services	65.00	621.20	0.56	5.47	11465.48	11256.49
11.2 Other personal, cultural, and recreational services	52.32	500.00	162.35	1,580.00	-67.78	-68.35
12. Government services, n.i.e.	27,515.47	262,970.00	94,085.78	915,640.00	-70.75	-71.28
12.1 Embassies and consulates	7,391.31	70,640.00	8,154.57	79,360.00	-9.36	-10.99
12.2 Military units and agencies	7,376.66	70,500.00	1,456.03	14,170.00	406.63	397.53
12.3 Other	12,747.50	121,830.00	84,475.19	822,110.00	-84.91	-85.18

\* Provisional \*\* Revised

Note: 1. The data are presented as per 6(EBOPS0.002010) classification aligned with MSITS0.00 2010 classification

### 10.24 Import of Services by Sectors (Detail) ( Monthly )

Rs. in Millions  
Dollars in Thousands

Description	* September, 2016		** August, 2016		** September, 2015		% Change in September, 2016 over			
	Rs	\$	Rs	\$	Rs	\$	August, 2016		September, 2015	
							Rs	\$	Rs	\$
<b>Services</b>	<u>73,076.82</u>	<u>699,035.00</u>	<u>76,170.87</u>	<u>728,057.00</u>	<u>70,840.93</u>	<u>679,811.00</u>	-4.06	-3.99	3.16	2.83
1.Manufacturing services on physical inputs owned by others	0.00	0.00	0.00	0.00	0.00	0.00	0.00	0.00	0.00	0.00
1.1 Goods for processing in reporting economy	0.00	0.00	0.00	0.00	0.00	0.00	0.00	0.00	0.00	0.00
1.2 Goods for processing abroad	0.00	0.00	0.00	0.00	0.00	0.00	0.00	0.00	0.00	0.00
2.Maintenance and repair services n.i.e.	650.24	6,220.00	671.67	6,420.00	1,336.97	12,830.00	-3.19	-3.12	-51.37	-51.52
3. Transport	31,261.52	299,040.00	31,848.13	304,411.00	27,525.29	264,141.00	-1.84	-1.76	13.57	13.21
3.1 Sea transport	15,131.06	144,740.00	16,310.59	155,900.00	13,560.43	130,130.00	-7.23	-7.16	11.58	11.23
3.1.1 Passenger	0.00	0.00	0.00	0.00	0.00	0.00	0.00	0.00	0.00	0.00
3.1.2 Freight	13,513.83	129,270.00	14,827.05	141,720.00	12,323.50	118,260.00	-8.86	-8.78	9.66	9.31
3.1.3 Other	1,617.23	15,470.00	1,483.54	14,180.00	1,236.94	11,870.00	9.01	9.10	30.74	30.33
3.2 Air transport	14,879.12	142,330.00	14,461.92	138,230.00	13,743.84	131,890.00	2.88	2.97	8.26	7.92
3.1.1 Passenger	9,749.36	93,260.00	9,757.06	93,260.00	8,549.13	82,040.00	-0.08	0.00	14.04	13.68
3.1.2 Freight	1,374.70	13,150.00	1,928.19	18,430.00	1,874.68	17,990.00	-28.71	-28.65	-26.67	-26.90
3.1.3 Other	3,755.06	35,920.00	2,776.67	26,540.00	3,320.03	31,860.00	35.24	35.34	13.10	12.74
3.3 Road transport	217.34	2,079.00	149.72	1,431.00	118.28	1,135.00	45.17	45.28	83.76	83.17
3.3.1 Passenger	0.00	0.00	0.00	0.00	0.00	0.00	0.00	0.00	0.00	0.00
3.3.2 Freight	99.21	949.00	149.61	1,430.00	117.23	1,125.00	-33.69	-33.64	-15.38	-15.64
3.3.3 Other	118.13	1,130.00	0.11	1.00	1.04	10.00	112404.76	112900.00	11236.85	11200.00
3.4 Rail transport	53.42	511.00	80.56	770.00	63.15	606.00	-33.69	-33.64	-15.41	-15.68
3.4.1 Passenger	53.42	511.00	80.56	770.00	63.15	606.00	-33.69	-33.64	-15.41	-15.68
3.4.2 Freight	0.00	0.00	0.00	0.00	0.00	0.00	0.00	0.00	0.00	0.00
3.4.3 Other	0.00	0.00	0.00	0.00	0.00	0.00	0.00	0.00	0.00	0.00
3.5 Postal and courier services	980.58	9,380.00	845.35	8,080.00	39.60	380.00	16.00	16.09	2376.28	2368.42
3.6 Electricity transmission	0.00	0.00	0.00	0.00	0.00	0.00	0.00	0.00	0.00	0.00
3.7 Other supporting and auxiliary transport service	0.00	0.00	0.00	0.00	0.00	0.00	0.00	0.00	0.00	0.00
4. Travel	12,246.81	117,150.00	15,070.82	144,050.00	17,707.86	169,930.00	-18.74	-18.67	-30.84	-31.06
4.1 Business	225.81	2,160.00	249.00	2,380.00	206.33	1,980.00	-9.32	-9.24	9.44	9.09
4.1.1 Acquisition of goods and services by border, seasonal, and other short-term workers	0.00	0.00	0.00	0.00	0.00	0.00	0.00	0.00	0.00	0.00
4.1.2 Other	225.81	2,160.00	249.00	2,380.00	206.33	1,980.00	-9.32	-9.24	9.44	9.09
4.2 Personal	12,021.01	114,990.00	14,821.82	141,670.00	17,501.53	167,950.00	-18.90	-18.83	-31.31	-31.53
4.2.1 Health-related expenditure	53.32	510.00	28.25	270.00	22.93	220.00	88.74	88.89	132.56	131.82
4.2.2 Education-related expenditure	906.36	8,670.00	1,155.03	11,040.00	844.08	8,100.00	-21.53	-21.47	7.38	7.04
4.2.3 Other	11,061.33	105,810.00	13,638.54	130,360.00	16,634.53	159,630.00	-18.90	-18.83	-33.50	-33.72
4.2.3.1 Religious travel	69.29	662.78	1,209.34	11,559.13	22.97	220.44	-94.27	-94.27	201.63	200.66
4.2.3.2 Other	10,992.05	105,147.22	12,429.20	118,800.87	16,611.56	159,409.56	-11.56	-11.49	-33.83	-34.04
5.Construction services	1.05	10.00	32.43	310.00	0.00	0.00	-96.78	-96.77	0.00	0.00
5.1 Construction abroad	0.00	0.00	0.00	0.00	0.00	0.00	0.00	0.00	0.00	0.00
5.2 Construction in the compiling economy	1.05	10.00	32.43	310.00	0.00	0.00	-96.78	-96.77	100.00	100.00
6. Insurance and Pension services	1,561.82	14,940.00	2,729.59	26,090.00	2,932.38	28,140.00	-42.78	-42.74	-46.74	-46.91
6.1 Direct Insurance	399.02	3,816.88	1,041.39	9,953.79	1,028.03	9,865.27	-61.68	-61.65	-61.19	-61.31
6.1.1 Life insurance	0.72	6.88	1.44	13.79	17.22	165.27	-50.17	-50.11	-95.83	-95.84
6.1.2 Freight insurance	366.93	3,510.00	177.86	1,700.00	114.63	1,100.00	106.31	106.47	220.11	219.09
6.1.3 Other direct insurance	31.36	300.00	862.09	8,240.00	896.18	8,600.00	-96.36	-96.36	-96.50	-96.51
6.2 Reinsurance	1,162.58	11,120.96	1,686.67	16,121.54	1,895.26	18,187.50	-31.07	-31.02	-38.66	-38.85
6.3 Auxiliary insurance services	0.23	2.16	1.54	14.67	9.09	87.23	-85.28	-85.28	-97.51	-97.52
6.4 Pension and standardized guarantee services	0.00	0.00	0.00	0.00	0.00	0.00	0.00	0.00	0.00	0.00

Contd.

### 10.24 Import of Services by Sectors (Detail) ( Monthly )

Rs. in Millions  
Dollars in Thousands

Description	* September, 2016		** August, 2016		** September, 2015		% Change in September, 2016 over			
	Rs	\$	Rs	\$	Rs	\$	August, 2016		September, 2015	
							Rs	\$	Rs	\$
7. Financial services	1,147.85	10,980.00	2,514.07	24,030.00	1,756.93	16,860.00	-54.34	-54.31	-34.67	-34.88
7.1 Explicitly charged and other financial services	1,147.85	10,980.00	2,514.07	24,030.00	1,652.72	15,860.00	-54.34	-54.31	-30.55	-30.77
7.2 Financial intermediation service charges indirectly measured (FISIM)	0.00	0.00	0.00	0.00	104.21	1,000.00	0.00	0.00	-100.00	-100.00
8. Charges for the use of intellectual services	2,328.10	22,270.00	1,772.30	16,940.00	1,558.93	14,960.00	31.36	31.46	49.34	48.86
9. Telecommunication, Computer and information services	3,973.55	38,010.00	4,560.48	43,590.00	2,604.13	24,990.00	-12.87	-12.80	52.59	52.10
9.1 Telecommunications services	592.74	5,670.00	1,879.01	17,960.00	1,144.19	10,980.00	-68.45	-68.43	-48.20	-48.36
9.1.1 Call centres	0.07	0.69	0.06	0.54	0.00	0.00	28.57	27.78	100.00	100.00
9.1.2 Telecommunication services	592.67	5,669.31	1,878.96	17,959.46	1,144.19	10,980.00	-68.46	-68.43	-48.20	-48.37
9.2 Computer services	3,282.54	31,400.00	2,576.84	24,630.00	1,342.18	12,880.00	27.39	27.49	144.57	143.79
9.2.1 Hardware consultancy services	1.05	10.00	0.00	0.00	8.39	80.50	100.00	100.00	-87.54	-87.58
9.2.2 Software consultancy services	2,981.70	28,522.20	1,949.75	18,636.10	1,082.90	10,391.84	52.93	53.05	175.34	174.47
9.2.3 Maintenance & repairs of computer	76.46	731.37	142.12	1,358.38	55.89	536.38	-46.20	-46.16	36.79	36.35
9.2.4 Export / Import of Computer Software	151.84	1,452.48	324.81	3,104.57	100.31	962.61	-53.25	-53.21	51.37	50.89
9.2.5 Other Computer services	71.50	683.95	160.17	1,530.95	94.69	908.67	-55.36	-55.33	-24.49	-24.73
9.3 Information services	98.27	940.00	104.62	1,000.00	117.75	1,130.00	-6.08	-6.00	-16.55	-16.81
9.3.1 News agency services	93.29	892.38	89.92	859.46	75.75	726.96	3.75	3.83	23.15	22.76
9.3.2 Other information services	4.98	47.62	14.70	140.54	42.00	403.04	-66.15	-66.12	-88.15	-88.18
10. Other business services	11,802.52	112,900.00	14,085.28	134,630.00	11,577.38	111,100.00	-16.21	-16.14	1.94	1.62
10.1 Research and development services	6.27	60.00	59.64	570.00	2.08	20.00	-89.48	-89.47	200.96	200.00
10.2 Professional and management consulting services	312.57	2,990.00	538.80	5,150.00	1,045.19	10,030.00	-41.99	-41.94	-70.09	-70.19
10.2.1 Legal, accounting, management consulting, and public relations	80.50	770.00	232.26	2,220.00	744.04	7,140.00	-65.34	-65.32	-89.18	-89.22
10.2.1.1 Legal services	4.18	40.00	48.13	460.00	51.06	490.00	-91.31	-91.30	-91.81	-91.84
10.2.1.2 Accounting, auditing, bookkeeping, and tax consulting services	6.27	60.00	11.51	110.00	65.65	630.00	-45.50	-45.45	-90.45	-90.48
10.2.1.3 Business and management consulting and public relations services	70.04	670.00	172.63	1,650.00	627.33	6,020.00	-59.43	-59.39	-88.83	-88.87
10.2.2 Advertising, market research, and public opinion polling	232.08	2,220.00	306.54	2,930.00	301.16	2,890.00	-24.29	-24.23	-22.94	-23.18
10.3 Technical, trade-related and other business services	11,483.67	109,850.00	13,486.84	128,910.00	10,530.10	101,050.00	-14.85	-14.79	9.06	8.71
10.3.1 Architectural, engineering, scientific and other technical services	1,790.76	17,130.00	3,215.04	30,730.00	670.05	6,430.00	-44.30	-44.26	167.26	166.41
10.3.2 Waste treatment and de-pollution, agricultural and mining services	2.09	20.00	103.58	990.00	1.04	10.00	-97.98	-97.98	100.67	100.00
10.3.3 Operating leasing services	752.69	7,200.00	1,362.18	13,020.00	1,082.71	10,390.00	-44.74	-44.70	-30.48	-30.70
10.3.4 Trade-related services	95.48	913.35	584.03	5,582.24	4.93	47.26	-83.65	-83.64	1838.70	1832.61
10.3.5 Other business services n.i.e.	8,842.65	84,586.65	8,222.02	78,587.76	8,771.37	84,172.74	7.55	7.63	0.81	0.49
11. Personal, cultural, and recreational services	54.88	525.00	208.83	1,996.00	65.65	630.00	-73.72	-73.70	-16.40	-16.67
11.1 Audiovisual and related services	49.66	475.00	205.69	1,966.00	61.48	590.00	-75.86	-75.84	-19.23	-19.49
11.1.1 Audiovisual services	49.58	474.28	205.31	1,962.35	60.97	585.04	-75.85	-75.83	-18.67	-18.93
11.1.2 Artistic related services	0.08	0.72	0.38	3.65	0.52	4.96	-80.37	-80.27	-85.49	-85.48
11.2 Other personal, cultural, and recreational services	5.23	50.00	3.14	30.00	4.17	40.00	66.52	66.67	25.41	25.00
12. Government services, n.i.e.	8,048.50	76,990.00	2,677.28	25,590.00	3,775.41	36,230.00	200.62	200.86	113.18	112.50
12.1 Embassies and consulates	1,305.70	12,490.00	1,331.84	12,730.00	672.13	6,450.00	-1.96	-1.89	94.26	93.64
12.2 Military units and agencies	19.86	190.00	0.00	0.00	18.76	180.00	100.00	100.00	5.90	5.56
12.3 Other	6,722.94	64,310.00	1,345.44	12,860.00	3,084.52	29,600.00	399.68	400.08	117.96	117.26

\* Provisional \*\* Revised

Note: 1. The data are presented as per 6(EBOPS0.002010) classification aligned with MSITS0.00 2010 classification

### 10.25 Import of Services by Sector (Detail) (Cummulative)

Rs. in Millions  
Dollars in Thousands

Description	* July - September, 2016		** July - September, 2015		% Change in July - September, 2016 over July - September, 2015	
	Rs	\$	Rs	\$	Rs	\$
Services	<u>215,804.78</u>	<u>2,062,483.00</u>	<u>216,156.85</u>	<u>2,103,632.00</u>	-0.16	-1.96
1.Manufacturing services on physical inputs owned by others	0.00	0.00	0.00	0.00	0.00	0.00
1.1 Goods for processing in reporting economy	0.00	0.00	0.00	0.00	0.00	0.00
1.2 Goods for processing abroad	0.00	0.00	0.00	0.00	0.00	0.00
2.Maintenance and repair services n.i.e.	1,485.80	14,200.00	3,181.27	30,960.00	-53.30	-54.13
3. Transport	86,973.65	831,222.00	85,842.13	835,413.00	1.32	-0.50
3.1 Sea transport	44,183.58	422,270.00	42,618.30	414,760.00	3.67	1.81
3.1.1 Passenger	0.00	0.00	0.00	0.00	0.00	0.00
3.1.2 Freight	39,930.23	381,620.00	38,544.10	375,110.00	3.60	1.74
3.1.3 Other	4,253.35	40,650.00	4,074.20	39,650.00	4.40	2.52
3.2 Air transport	40,168.79	383,900.00	42,550.48	414,100.00	-5.60	-7.29
3.1.1 Passenger	28,568.08	273,030.00	26,177.64	254,760.00	9.13	7.17
3.1.2 Freight	4,828.84	46,150.00	5,627.84	54,770.00	-14.20	-15.74
3.1.3 Other	6,771.88	64,720.00	10,745.00	104,570.00	-36.98	-38.11
3.3 Road transport	485.39	4,639.00	364.47	3,547.00	33.18	30.79
3.3.1 Passenger	0.00	0.00	0.00	0.00	0.00	0.00
3.3.2 Freight	363.92	3,478.00	352.14	3,427.00	3.34	1.49
3.3.3 Other	121.48	1,161.00	12.33	120.00	885.23	867.50
3.4 Rail transport	195.98	1,873.00	189.68	1,846.00	3.32	1.46
3.4.1 Passenger	195.98	1,873.00	189.68	1,846.00	3.32	1.46
3.4.2 Freight	0.00	0.00	0.00	0.00	0.00	0.00
3.4.3 Other	0.00	0.00	0.00	0.00	0.00	0.00
3.5 Postal and courier services	1,939.91	18,540.00	119.20	1,160.00	1527.51	1498.28
3.6 Electricity transmission	0.00	0.00	0.00	0.00	0.00	0.00
3.7 Other supporting and auxiliary transport service	0.00	0.00	0.00	0.00	0.00	0.00
4. Travel	44,911.83	429,230.00	54,659.03	531,940.00	-17.83	-19.31
4.1 Business	605.83	5,790.00	739.83	7,200.00	-18.11	-19.58
4.1.1 Acquisition of goods and services by border, seasonal, and other short-term workers	0.00	0.00	0.00	0.00	0.00	0.00
4.1.2 Other	605.83	5,790.00	739.83	7,200.00	-18.11	-19.58
4.2 Personal	44,306.00	423,440.00	53,919.20	524,740.00	-17.83	-19.30
4.2.1 Health-related expenditure	107.77	1,030.00	70.90	690.00	52.01	49.28
4.2.2 Education-related expenditure	2,862.77	27,360.00	3,000.42	29,200.00	-4.59	-6.30
4.2.3 Other	41,335.46	395,050.00	50,847.88	494,850.00	-18.71	-20.17
4.2.3.1 Religious travel	5,938.19	56,752.27	7,660.97	74,556.33	-22.49	-23.88
4.2.3.2 Other	35,397.27	338,297.73	43,186.91	420,293.67	-18.04	-19.51
5.Construction services	148.58	1,420.00	7.19	70.00	1965.62	1928.57
5.1 Construction abroad	0.00	0.00	0.00	0.00	0.00	0.00
5.2 Construction in the compiling economy	148.58	1,420.00	7.19	70.00	1965.62	1928.57
6. Insurance and Pension services	5,692.06	54,400.00	6,129.28	59,650.00	-7.13	-8.80
6.1 Direct Insurance	1,528.33	14,606.48	1,602.75	15,597.93	-4.64	-6.36
6.1.1 Life insurance	2.77	26.48	18.28	177.93	-84.84	-85.12
6.1.2 Freight insurance	628.85	6,010.00	452.12	4,400.00	39.09	36.59
6.1.3 Other direct insurance	896.71	8,570.00	1,132.35	11,020.00	-20.81	-22.23
6.2 Reinsurance	4,161.01	39,767.44	4,515.43	43,944.01	-7.85	-9.50
6.3 Auxiliary insurance services	2.73	26.08	11.10	108.06	-75.42	-75.87
6.4 Pension and standardized guarantee services	0.00	0.00	0.00	0.00	0.00	0.00

Contd.

### 10.25 Import of Services by Sector (Detail) (Cummulative)

Description	Rs. in Millions Dollars in Thousands					
	* July - September, 2016		** July - September, 2015		% Change in July - September, 2016 over July - September, 2015	
	Rs	\$	Rs	\$	Rs	\$
7. Financial services	4,439.60	42,430.00	3,421.71	33,300.00	29.75	27.42
7.1 Explicitly charged and other financial services	4,439.60	42,430.00	3,113.45	30,300.00	42.59	40.03
7.2 Financial intermediation service charges indirectly measured (FISIM)	0.00	0.00	308.26	3,000.00	-100.00	-100.00
8. Charges for the use of intellectual services	8,158.27	77,970.00	4,755.46	46,280.00	71.56	68.47
9. Telecommunication, Computer and information services	11,677.10	111,600.00	9,825.35	95,620.00	18.85	16.71
9.1 Telecommunications services	3,247.82	31,040.00	6,169.36	60,040.00	-47.36	-48.30
9.1.1 Call centres	0.13	1.23	10.24	99.64	-98.74	-98.77
9.1.2 Telecommunication services	3,247.70	31,038.77	6,159.12	59,940.36	-47.27	-48.22
9.2 Computer services	8,118.51	77,590.00	3,349.79	32,600.00	142.36	138.01
9.2.1 Hardware consultancy services	2.06	19.65	9.36	91.09	-78.03	-78.43
9.2.2 Software consultancy services	6,590.00	62,981.72	2,460.03	23,940.89	167.88	163.07
9.2.3 Maintenance & repairs of computer	257.64	2,462.32	235.84	2,295.22	9.24	7.28
9.2.4 Export / Import of Computer Software	886.94	8,476.65	271.56	2,642.77	226.61	220.75
9.2.5 Other Computer services	381.88	3,649.66	373.00	3,630.03	2.38	0.54
9.3 Information services	310.76	2,970.00	306.21	2,980.00	1.49	-0.34
9.3.1 News agency services	265.28	2,535.35	217.72	2,118.84	21.85	19.66
9.3.2 Other information services	45.48	434.65	88.49	861.16	-48.60	-49.53
10. Other business services	38,142.04	364,530.00	35,826.25	348,660.00	6.46	4.55
10.1 Research and development services	82.66	790.00	21.58	210.00	283.08	276.19
10.2 Professional and management consulting services	1,111.21	10,620.00	2,391.09	23,270.00	-53.53	-54.36
10.2.1 Legal, accounting, management consulting, and public relations	394.47	3,770.00	1,644.07	16,000.00	-76.01	-76.44
10.2.1.1 Legal services	61.73	590.00	565.15	5,500.00	-89.08	-89.27
10.2.1.2 Accounting, auditing, bookkeeping, and tax consulting services	29.30	280.00	75.01	730.00	-60.94	-61.64
10.2.1.3 Business and management consulting and public relations services	303.44	2,900.00	1,003.91	9,770.00	-69.77	-70.32
10.2.2 Advertising, market research, and public opinion polling	716.74	6,850.00	747.02	7,270.00	-4.05	-5.78
10.3 Technical, trade-related and other business services	36,948.18	353,120.00	33,413.58	325,180.00	10.58	8.59
10.3.1 Architectural, engineering, scientific and other technical services	6,040.49	57,730.00	2,590.43	25,210.00	133.18	129.00
10.3.2 Waste treatment and de-pollution, agricultural and mining services	133.93	1,280.00	4.11	40.00	3158.66	3100.00
10.3.3 Operating leasing services	3,403.73	32,530.00	2,681.88	26,100.00	26.92	24.64
10.3.4 Trade-related services	1,415.03	13,523.69	16.44	159.97	8508.29	8353.89
10.3.5 Other business services n.i.e.	25,955.00	248,056.31	28,120.72	273,670.03	-7.70	-9.36
11. Personal, cultural, and recreational services	372.60	3,561.00	173.55	1,689.00	114.69	110.83
11.1 Audiovisual and related services	348.53	3,331.00	154.03	1,499.00	126.28	122.21
11.1.1 Audiovisual services	347.65	3,322.56	153.28	1,491.69	126.81	122.74
11.1.2 Artistic related services	0.88	8.44	0.75	7.31	17.58	15.46
11.2 Other personal, cultural, and recreational services	24.07	230.00	19.52	190.00	23.27	21.05
12. Government services, n.i.e.	13,803.25	131,920.00	12,335.63	120,050.00	11.90	9.89
12.1 Embassies and consulates	3,981.30	38,050.00	2,221.54	21,620.00	79.21	75.99
12.2 Military units and agencies	27.21	260.00	42.13	410.00	-35.42	-36.59
12.3 Other	9,794.74	93,610.00	10,071.96	98,020.00	-2.75	-4.50

\* Provisional \*\* Revised

Note: 1. The data are presented as per 6(EBOPS0.002010) classification aligned with MSITS0.00 2010 classification



## REGIONAL AND FIELD OFFICES OF PAKISTAN BUREAU OF STATISTICS

### PUNJAB

**Chief Statistical Officer,**  
Regional Office,  
Pakistan Bureau of Statistics,  
Plot No.7,  
Gul Plaza, (1st & 2nd Floor),  
I.J. Principal Road,  
Near Pindora Chungi,  
Rawalpindi  
Phone: 051- 4411528  
Fax 051 - 4410474

**Statistical Officer (I/C),**  
Regional Office,  
Pakistan Bureau of Statistics,  
USAID Building,  
Gurumangat Road,  
Gulberg-III,  
Lahore.  
Phone & Fax:042-99263266  
Email:lhrfbs@lhr.comsats.net.pk

**Statistical Officer (I/C),**  
Regional Office,  
Pakistan Bureau of Statistics,  
House # 20, Block-T,  
New Multan Colony, Rahim Chowk,  
Masoom Shah Road,  
Multan.  
Phone & Fax:061-9220177  
E-mail:muxfbs@brain.net.pk

**Chief Statistical Officer,**  
Regional Office,  
Pakistan Bureau of Statistics,  
51-B, Satellite Town,  
Gujranwala.  
Phone & Fax: 055-9200418

**Chief Statistical Officer,**  
Regional Office,  
Pakistan Bureau of Statistics,  
House # 04, Rehman Town,  
Satyana Road,  
Faisalabad.  
Phone & Fax: 041-9220049  
E-mail:fsdfbs@fsd.comsats.net.pk

**Chief Statistical Officer,**  
Regional Office,  
Pakistan Bureau of Statistics,  
House # 100/27-C,  
Satellite Town,  
Sargodha  
Phone:048-9230411

**Chief Statistical Officer,**  
Regional Office,  
Pakistan Bureau of Statistics,  
9-A (Ground Floor), Block-X  
Rafi Qamar Road, Satellite Town,  
Bahawalpur.  
Phone & Fax: 062-9250026

**Statistical Officer(I/C),**  
Field Office,  
Pakistan Bureau of Statistics,  
Hasan Pura, Opp. Passport  
Office, Kashmir Road,  
Sialkot.  
Phone & Fax: 052-3573581  
E-mail:sktfbs@skt.comsats.net.pk

**Statistical Officer(I/C),**  
Field Office,  
Pakistan Bureau of Statistics,  
House # 19/24, Street # 3,  
Shadab Colony, Railway Line,  
Jhang Saddar.  
Phone & Fax: 047-9200194

**Statistical Officer(I/C),**  
Field Office.  
Pakistan Bureau of Statistics,  
House at Kasra #51/11/1/3/2  
Ground Floor, Chak # 9/W.B.  
Behind Cooperative Workshop,  
Burawala Road,  
Vehari.  
Phone & Fax: 067-3364219

**Statistical Officer (I/C),**  
Field Office,  
Pakistan Bureau of Statistics,  
House # E-83-D, Mohallah  
Ahmed Gul Khan Wala,  
Street Karnal Aslam Khan,  
Near Obaid Noor Hospital  
Mianwali.  
Phone: 0459-231626

**Statistical Officer (I/C),**  
Field Office,  
Pakistan Bureau of Statistics  
House # H 224-C, Ground Floor  
Street # 4, Khyaban-e-Sarwar,  
Dera Ghazi Khan.  
Phone: 064-2401850

**Statistical Officer(I/C),**  
Field Office,  
Pakistan Bureau of Statistics,  
House # 4, Shafi Town,  
Near Grid Station,  
Main Shahbazpur Road,  
Rahim Yar Khan.  
Phone & Fax: 068-5871754

**Statistical Officer (I/C),**  
Field Office,  
Pakistan Bureau of Statistics,  
House # 43 B-7, Gulistan Colony,  
Near Govt. Girls College  
Sahiwal.  
Phone: 040-9200242

**Statistical Officer(I/C),**  
Field Office,  
Pakistan Bureau of Statistics,  
165-A, Qasim Road,  
Bahawalnagar.  
Phone & Fax: 063-9240049

### SINDH:

**Chief Statistical Officer,**  
Regional Office,  
Pakistan Bureau of Statistics,  
1-B, S.M.C.H. Society  
Karachi.  
Phone & Fax: 021- 34557933  
Email:khifbs@khi.comsats.net.pk

**Chief Statistical Officer,**  
Regional Office,  
Pakistan Bureau of Statistics,  
Bungalow # A-46,  
G.O.R. Colony,  
Unit # 1, Latifabad,  
Hyderabad.  
Fax & Phone: 022-9200641

**Chief Statistical Officer,**  
Regional Office,  
Pakistan Bureau of Statistics,  
Bungalow # 10-A,  
Professor Housing Society,  
Shikarpur Road,  
Sukkur.  
Phone & Fax: 071-5807132

**Chief Statistical Officer,**  
Regional Office,  
Pakistan Bureau of Statistics,  
Building # 45/17, Ward "C",  
Near Shah Latif Market,  
Lohari Mohallah,  
Larkana.  
(Phone: 074-9410010)  
Fax:074-4054438

**Statistical Officer(I/C),**  
Field Office,  
Pakistan Bureau of Statistics,  
House # 180,  
Um-e-Hain, Near satari  
Cotton Factory, Ring Road  
Mirpur Khas.  
Phone & Fax: -0233-923096

**Statistical Officer(I/C),**  
Field Office,  
Pakistan Bureau of Statistics,  
House # 68, Mubariak Colony,  
Jam sahib Road,  
Nawabshah(Shaheed Benazerabad).  
Phone & Fax: 0244-9370311

**Statistical Officer(I/C),**  
Field Office,  
Pakistan Bureau of Statistics,  
House # 199 Marakhpur,  
Opp. DHO Office,  
Sehwan Road, Dadu Town,  
Dadu.  
Phone & Fax: 025-9200345

**Statistical Officer(I/C),**  
Field Office,  
Pakistan Bureau of Statistics,  
House # 2929-I, 1st Family Line,  
Shah Abdul Latif Road,  
Near Rifal Naka,  
Jacobabad.  
Phone : 0722-653403

#### **KHYBER PAKHTOON KHWA**

**Chief Statistical Officer,**  
Regional Office,  
Pakistan Bureau of Statistics,  
State Life Insurance Building,  
2nd Floor, 34-The Mall,  
Peshawar Cantt.  
Phone: 091-9213097  
Fax – 091-9213098  
E-mail:pshfbs@pes.comsats.net.pk

**Chief Statistical Officer,**  
Regional Office,  
Pakistan Bureau of Statistics,  
Building #558-D,  
Mohallah Ghazni Khel,  
Bannu.  
Phone & Fax: 0928-9270191

**Statistical Officer (I/C),**  
Regional Office,  
Pakistan Bureau of Statistics,  
Shams-ur-Rehman Building,  
Near Nadra Office, Rahimabad,  
G.T. Road,  
Mingora/Swat.  
Phone: 0946-9240283

**Chief Statistical Officer,**  
Regional Office,  
Pakistan Bureau of Statistics,  
Bungalow # 896, Mansehra Road,  
Post office Jhangi,  
Abbottabad.  
Phone & Fax: 0992-9310231

**Chief Statistical Officer,**  
Regional Office,  
Pakistan Bureau of Statistics,  
House # A-3,  
Shah Jhan Shaheed Town,  
Near Coach Adda of Bannu  
Dera Ismail Khan.  
Phone:0966-9280279

#### **BALOCHISTAN:**

**Chief Statistical Officer,**  
Regional Office,  
Pakistan Bureau of Statistics,  
Chandio House No.2,  
Arbab Karam Khan Road,  
Near Elementary College,  
Quetta.  
Phone: 081-9239804  
Fax:081-2471126

**Statistical Officer(I/C),**  
Field Office,  
Pakistan Bureau of Statistics,  
Dak Khana Road, Near Civil Hospital,  
Singani Sar,  
Turbat.  
Phone: 0852-412267  
Fax:0852-413383

**Statistical Officer (I/C),**  
Field Office,  
Pakistan Bureau of Statistics,  
Haroon Market,  
Opp:Girls High School,  
Hospital Road,  
Khuzdar.  
Phone & Fax: 0848-412760

**Statistical Officer (I/C),**  
Field Office,  
Pakistan Bureau of Statistics,  
Building # 2-II/E,  
Hazara Mohallah,  
Loralai.  
Phone & Fax: 0824-660560

#### **NORTHERN AREAS:**

**Statistical Officer (I/C),**  
Field Office,  
Pakistan Bureau of Statistics,  
Haidar Pura, Near Agha Khan Health  
Centre, Chinar Bagh,  
Gilgit.  
Phone & Fax: 05811-920972

#### **AZAD KASHMIR:**

**Chief Statistical officer,**  
Regional Office,  
Pakistan Bureau of Statistics,  
Flat # 304, Al-Saif Plaza,  
Upper Gojra Bypass.  
Muzaffarabad.  
Phone & Fax: 05822-923169

## SYMBOLS, ABBREVIATIONS AND CONVERSION

<p>E Estimated</p> <p>P/* Provisional, Preliminary</p> <p>R/r Revised</p> <p>- Nil</p> <p>.. Negligible</p> <p>... Not available</p> <p>% Percentage</p> <p>Admn Administration</p> <p>ALOOCHA A kind of fruit</p> <p>ARVI A type of root vegetable</p> <p>AV. Average</p> <p>BABUL A kind of fire wood</p> <p>BBLS. Barrels</p> <p>BIRYANI A dish of rice prepared</p> <p>BOT. Bottle</p> <p>CAP. Capsule</p> <p>CFT. Cubic feet</p> <p>CH. Charge</p> <p>CHAPATI A kind of bread</p> <p>CIG. Cigarette</p> <p>Comm. Communication</p> <p>CRT. Carton / Crate</p> <p>CUM./CM. Cubic meter</p> <p>DESI. Indigenous</p> <p>Distt. Distribution</p> <p>DOZ Dozen</p> <p>ENG. English</p> <p>EX. Exercise</p> <p>GLS. Glass</p> <p>GM. Gram</p> <p>H.OP. Hand operated</p> <p>HP. Horse power</p> <p>INJ. Injection</p> <p>KHADDI Hand-loom</p> <p>KIKAR A kind of fire wood</p> <p>KG. Kilogram</p> <p>KM. Kilometer</p> <p>KORMA A variety of meat curry</p> <p>KWH. Kilowatt / hour</p> <p>LB. Pound</p>	<p>LTR. Litre</p> <p>LUNGI A kind of cloth</p> <p>MALTA &amp; MOSAMBI A variety of Orange</p> <p>MED. Medium</p> <p>MG. Milligram</p> <p>MMCFT. Million cubic feet</p> <p>MN. Million</p> <p>M/o. Ministry of</p> <p>MTR. Meter</p> <p>MT. Metric Ton</p> <p>ML. Milliliter</p> <p>NES. Not else where specified</p> <p>NO. Number</p> <p>NR. Not reported</p> <p>N.S. Not specified</p> <p>PKT. Packet</p> <p>PC. Piece</p> <p>QLTY. Quality</p> <p>QTY. Quantity</p> <p>RASGULLA A form of sweetmeat</p> <p>R.P.M. Revolution per minute</p> <p>RS. Rupees</p> <p>SAMOS A form of patty</p> <p>SHAL. Shalwar</p> <p>SHEESHAM A variety of sup. Qty. Wood.</p> <p>Sq. Square</p> <p>SQM. Square meter</p> <p>SUP. Superior</p> <p>STND. Standard</p> <p>SQFT. Square feet</p> <p>SYN. Synthetic</p> <p>THNO. Thousand number</p> <p>TAB. Table</p> <p>TANDOORI Oven-Baked</p> <p>TKT. Ticket</p> <p>TL. Tube light</p> <p>TOTA. Broken rice</p> <p>UNI. Uniform</p> <p>Urd. Urdu</p> <p>VEG. Vegetable</p> <p>W. Watt</p>	<p>One Metric Ton 2004 Lbs. 1000 Kgs</p> <p>One Ton 1.0160 M.Tons (2240 Lbs.) 27.22 Maunds 1016.04 Kgs. 1.0610 M. Tons 20 Hundred weight</p> <p>One Pound 0.4536 Kg. 16 Oz. 0.4861 Seer 28.35 Gms.</p> <p>One Kilogram 2.2046 Lbs. 0.0197 Hundred weight 0.0268 Maund 1.0717 Seers</p> <p>One Hundred weight (112 Lbs.) 50.8932 Kgs. 1.3610 Maunds</p> <p>One Gram 0.0857 Tola</p> <p>One Tonne 0.9842 Long Ton 1.1023 Short Ton</p> <p>One Bale (Cotton) 170.0971 Kilograms (375 Lbs.) 4.5571 Maunds</p>
<b>LIQUID</b>		
<p>One Imperial (Gallon) 4.5435 Ltrs.</p> <p>One Litre 0.2199 Imperial Gallon</p>		
<b>LENGTH</b>		
<p>One Mile 1.6093 Kms. 1760 Yards</p> <p>One Yard 0.9144 Meter</p> <p>One Foot 0.3048 Meter</p> <p>One Kilometer 0.6214 mile</p> <p>One Meter 1.0936 Yards</p> <p>One Square Mile 2.5899 Sq. Kilometer 640 Acres 258.9984 Hectares</p> <p>One Acre .4074 Hectare 4840 Sq. Yards.</p> <p>One Square Kilometer 0.3861 Sq. Mile 100 Hectares</p> <p>One Hectare 2.4711 Acres</p> <p>One Square Yards 0.8361 Sq. meter.</p> <p>One Cubic Meter 35.3147 Cubic feet</p>		

## SELECTED PUBLICATIONS OF PAKISTAN BUREAU OF STATISTICS

01. **Monthly Bulletin of Statistics**
  02. **Review of Foreign Trade**
  03. **Pakistan Statistical Pocket Book**
  04. **Pakistan Statistical Yearbook**
  05. **Foreign Trade Statistics of Pakistan Imports (two volumes)**
  06. **Foreign Trade Statistics of Pakistan Exports (one volume)**
  07. **Labour Force Survey**
  08. **Brochure of National Accounts**
  09. **Pakistan Demographic Survey**
  10. **Census of Manufacturing Industries**
  11. **Survey of Small Household Manufacturing Industries**
  12. **Rent Survey of Dwellings**
  13. **Socio Economic Indicators at District Level  
(Punjab, Sindh, Khyber Pakhtoon Khwa & Balochistan)**
  14. **Census of Private Educational Institutions in Pakistan**
  15. **Census of Software Industry and related services of Pakistan**
  16. **Supply & Use Table of Pakistan**
  17. **Mechanized Road Transport Survey**
  18. **Survey of Private Recreational, Cultural & Entertainment Services**
  19. **Survey of Private Laundry, Dry Cleaning & Dyeing Services**
  20. **Survey of Private Medical, Dental & Other Health Services**
  21. **Survey of Private Educational Services**
  22. **Pakistan, 2000 – An Official Hand Book on Statistics**
  23. **50 Years of Pakistan in Statistics (Four Volumes)**
  24. **Pakistan Social & Living Standard Measurement Survey National/Provincial**
  25. **Household Integrated Economic Survey (HIES) National/Provincial**
-

**SALE CENTERS WHERE PAKISTAN BUREAU OF STATISTICS  
PUBLICATIONS ARE AVAILABLE**

**ISLAMABAD**

6 – Mauve Area, G-8/4.  
Taleemi Chowk  
Phone # 051 - 926 11 25  
051 - 226 13 72

**RAWALPINDI**

**NBF Book Shop**  
178-B, Sarwar Road,  
Rawalpindi Cantt.  
Phone # 051 – 927 25 30

**WAH CANTT**

**NBF Book Shop**  
Central Library Premises  
Phone # 051-931 40 04

**LAHORE**

**NBF Book Shop**  
56/57 Shadman Colony,  
Shadman Market,  
Phone # 042 – 755 01 61 &  
753 03 29  
Fax # 042 – 758 77 35

**FAISALABAD**

**NBF Book Shop**  
Shop No.10,  
Hashmi Hall Shopping Centre,  
University of Agriculture,  
Phone # 041 – 264 81 79

**MULTAN**

**NBF Book Shop**  
Plot # 4-5-6, M.D.A. Road,  
Near Multan Art Council  
Phone # 061 – 920 12 81

**BAHAWALPUR**

**NBF Book Shop**  
Quaid-e-Azam Medical College,  
Near Library.  
Cell # 0301 – 724 76 13

**PESHAWAR**

**NBF Book Shop**  
Phase-V, Sector B-2,  
Plot No.36-37,  
Hayatabad.  
Phone # 091 – 589 27 44  
921 72 73  
Fax # 091 921 72 73

**NBF Book Shop**

48/D, F-6, Jamrud Road,  
University Town,  
Phone # 091 – 921 69 03  
Fax # 091 – 921 69 04

**BANNU**

Old Municipal Library Premises,  
Near to Qazi Muhib Stadium,  
Cell # 0346 – 915 50 18

**KOHAT**

3<sup>rd</sup> Block, 1<sup>st</sup> Floor,  
Distt. Govt. Complex

**D.I. KHAN**

NBF Book Shop  
C/o. Executive Distt. Officer,  
Literacy, Sports and Education,  
Phone # 0961 – 928 01 29

**ABBOTABAD**

**Public Library**  
1st Floor, Jalal Baba Auditorium,  
Phone # 0992 – 931 02 91

**KARACHI**

**National Book Foundation**  
(Regional Office)  
Liaquat Memorial Library Premises,  
Ground Floor, Stadium Road,  
Phone # 021– 923 18 06 & 923 10 88  
Fax # 923 10 89

**HYDERABAD**

**NBF Book Shop**  
GOR Colony,  
C-22, Latifabad No.1,  
Phone # 022 – 931 08 92

**JAMSHORO**

Shop No.14, Liaquat University of  
Medical & Health Science

**NAWABSHAH**

M.H. Khawaja DC High School,  
Opp. NMC Hospital Road  
Cell # 0301 – 389 58 46

**SUKKUR**

**Public Library**  
Old Sukkur,  
Phone # 071 – 562 51 03

**LARKANA**

**NBF Book Shop**  
Chandka Medical College  
Main Gate  
Phone # 0741-941 02 29

**JACOBABAD**

Red Crescent Building,  
Near T.B. Hospital  
Phone # 0722 – 65 08 17

**QUETTA**

**NBF Book Shop**  
3-7/5, Faiz Muhammad Road,  
Phone # 081 - 920 15 70  
Fax # 081 - 920 18 69

**PUBLISHED ON BEHALF OF NATIONAL BOOK FOUNDATION  
PRINTED AT REPRODUCTION & PRINTING UNIT, PBS, KARACHI**