



MONTHLY BULLETIN OF STATISTICS 2016

September

*Government of Pakistan
Statistics Division
Pakistan Bureau of Statistics*



PBS-22(09/2016) Vol. 64
100



MONTHLY BULLETIN OF STATISTICS 2016

September

*Government of Pakistan
Statistics Division
Pakistan Bureau of Statistics*

Price Rs. 600.00

P R E F A C E

The Bulletin of Statistics, Monthly Publication of the Pakistan Bureau of Statistics provide important statistics in respect of social, economic and financial sectors of the economy at aggregate as well as sectoral levels. The Bulletin contains data relating to Population, National Accounts, Agriculture, Manufacturing, Prices, Balance of Payments, Public Finance, Education, Energy & Mining, Foreign Economic Assistance, Foreign Trade, Health, Insurance, Labour, Transport & Communication, Social & Culture ect. It also provides different types of indices on agriculture, manufacturing, prices, trade and labour productivity. Charts and graphs have also been provided to selected tables to make the data readily intelligible.

2. The Bulletin contains data on monthly and in some instances on annual basis. The annual data series are on fiscal year basis i.e. from July to June unless otherwise specified. Monthly data series of trade and industry are published with a time lag of 45 days required for data collection, compilation, cleaning, processing, tabulating and printing. Figures may not add up to the totals owing to rounding. Statistics that are compiled in the Pakistan Bureau of Statistics are presented without citation whereas those compiled by other agencies carry a source note below the tables.

3. Efforts have been made to produce this Bulletin as a comprehensive, informative and useful document for decision makers, researchers, planners, economists and other groups of beneficiaries. It is hoped that the users will find this Bulletin useful.

4. Suggestions for further improvement will be highly appreciated and welcomed.

ASIF BAJWA
Chief Statistician

Dr. Shujat Ali

Secretary

Government of Pakistan
Ministry of Finance, Economic Affairs, Revenue,
Statistics & Privatization,
Statistics Division

Statistics House
21-Mauve Area,
G-9/1, Islamabad.

Tel : 051-9106500
Fax: 051-9106502
E-mail: secretary@pbs.gov.pk

Asif Bajwa

Chief Statistician
Government of Pakistan
Pakistan Bureau of Statistics

Statistics House
21-Mauve Area,
G-9/1, Islamabad.

Tel : 051-9106514 - 051-9106515
Fax: 051-9106561
E-mail: pbs@pbs.gov.pk

**PAKISTAN BUREAU OF STATISTICS
STATISTICS HOUSE, 21-MAUVE AREA
G-9/1 - ISLAMABAD
Website: www.pbs.gov.pk**

		<u>Office</u>	<u>Residence</u>
Mr. Munir Ahmed Aslam	Deputy Director General	051-9106555	051-2275892
Dr. Bahrawar Jan	Deputy Director General	051-9106550 Fax:051-9106577	051-9101294
Mr. Ayazuddin	Deputy Director General	051-9106552	051-9242232
Mr. Ismail Khan	Deputy Director General	051-9106558 Fax:051-9106556	051-9101162
Mr. Ghulam Muhammad	Director	051-9106559	0300-9562558
Mr. Fazil Mehmood Baig	Director	051-9106575	0333-5159850
Mr. Shaukat Ali Khan	Director	051-9106557	--
Mr. Attiq-ur-Rehman	Director	051-9106553 Fax:051-9106546	0346-9579700 --
Mr. Munwar Ali Ghanghro	Director	051-9106554	0333-7145366
Mrs. Rabia Awan	Director	051-9106581	051-4444696
Mrs. Rizwana Siddique	Director	051-9106545	0333-5221042

TRAINING WING

Mr. Innocent Dilbar Feroz	Director	051-9205390 Fax:051-9205390	--
---------------------------	----------	--------------------------------	----

**PAKISTAN BUREAU OF STATISTICS
1-B, SINDHI MUSLIM COOPERATIVE HOUSING SOCIETY
KARACHI – 74400
E-mail: khifbs@khi.comsats.net.pk**

Mr. Abdul Aleem Memon	Provincial Census Commissioner	Ph: 021-99225201 Fax:021-99225202	0300-2742061
Mr. Farooq Ahmed	Joint Census Commissioner	Ph:021-99225203 Fax:021-99225223	--
Mr. Muhammad Ali Shaikh	Director	021-99225205	--
Mr. Shaukat Zaman	Director	021-99225209 Fax:021-99225202	0300-5052450
Mr. Abrar Hussain	Director	021-99225217	--

**PAKISTAN BUREAU OF STATISTICS
USAID BUILDING GURU MANGAT ROAD
GULBERG-III, LAHORE
E-mail: lhrfbs@lhr.comsats.net.pk**

Mr. Rana Iqbal	Director	042-99263267 Fax:042-99263267	--
----------------	----------	----------------------------------	----

(Regional Office) LAHORE

Mr. Muhammad Shahid	Chief Statistical Officer	042-99263266 Fax:042-99263266	0345-4169987
---------------------	---------------------------	----------------------------------	--------------

(Regional Office) KARACHI

Mr. Inayatullah Baloch	Chief Statistical Officer	021-99225214 Fax:021-99225214	--
------------------------	---------------------------	----------------------------------	----

(Regional Office) PESHAWAR

Mr. Hasan Khan	Chief Statistical Officer	091-9213097 Fax:091-9213098	0333-9117508
----------------	---------------------------	--------------------------------	--------------

(Regional Office) QUETTA

Mr. Ghulam Rasool	Chief Statistical Officer	081-9239804 Fax:081-9239804	--
-------------------	---------------------------	--------------------------------	----

**(Presentation, Reproduction & Printing) KARACHI
pbskarachipp@gmail.co**

Mr. Shakeel Qadeer	Chief System Analyst	021-99225220	021-35836029
Mr. Naushad Ahmed Malik	Statistical Officer	021-99225215	--

CONTENTS

**	KEY INDICATORS	III
1.	BALANCE OF PAYMENT	
1.1	Country wise Workers Remittances	01
1.2	Month wise Workers Remittances	04
1.3	Exchange Rates Pak. Rupees in Terms of one Unit of Foreign Currency	05
2.	CLIMATE	
2.1	Temperature at Selected Stations	07
2.2	Rainfall at Selected Stations	09
3.	ENERGY & MINING	
3.1	Production of Crude Oil	11
3.2	Production of Natural Gas	14
3.3	Company Wise Production of Crude Oil and Natural Gas	18
3.4	Province Wise Production of Crude Oil and Natural Gas	18
3.5	Production of Crude Oil, Natural Gas and Electricity	19
3.6	Mineral Production	20
4.	HEALTH	
4.1(a)	Monthly Immunization Coverage Number of Doses Administered (0-11 month) Children	23
4.1(b)	Monthly Immunization Coverage Number of Doses Administered (12-23 months) Children	25
4.1(c)	Monthly Immunization Coverage Number of T.T Doses Administered to Women	26
4.2	Monthly Report of HIV Treatment Centre	27
4.3(a)	Registered Veterinary Medical Practitioner with PVMC	28
4.3(b)	Registered Animal Husbandry Graduate with PVMC	29
4.4	Tuberculosis Report (FTI)	30
5.	MANUFACTURING	
5.1	Quantum Index Numbers of Large-scale Manufacturing Industries	31
5.2	Production of Manufacturing Items	33
6.	MONEY & CREDIT	
6.1	Reserve Money	47
7.	PRICE	
7.1	Price Indices (General) with Percentage Change	51
7.2	Combined Sensitive Price Indicator (SPI) by Quantile	52
7.3	Combined Consumer Price Index Numbers by Commodity Groups	53
7.4	Consumer Price Index Numbers by Major Groups and Selected Commodities	54
7.5	Combined Consumer Price Index Numbers by Quantile and Major Commodity Groups	56
7.6	Combined Consumer Price Index Numbers by Quantile, Major Commodity Group for Selected Cities	57
7.7	Combined Consumer Price Index Numbers by Income Group/City and Commodity Group for all Centres Covered in CPI	60
7.8	Index Numbers of Wholesale Prices by Commodity Groups	61
7.9	Index Numbers of Wholesale Prices by Commodities	62
7.10	Intercity Wholesale Prices of Selected Commodities	72
7.11	Intercity Consumer Prices	113

8.	PUBLIC FINANCE	
8.1	Customs Revenue Receipts	169
9.	SOCIAL	
9.1	Data on Traffic Accidents	173
9.2	Data on Telecommunication	176
9.3	Visitors at Archaeological Museums in Pakistan	177
9.4	Visitors at Heritage Sites in Pakistan	178
10.	TRADE	
10.1	Value of Foreign Trade	181
10.2	Exports by Commodity/Group	182
10.3	Imports by Commodity/Group	184
10.4	Exports of Selected Commodities in Dollars	185
10.5	Exports of Selected Commodities in Rupees	187
10.6	Imports of Selected Commodities in Dollars	189
10.7	Imports of Selected Commodities in Rupees	191
10.8	Exports by Economic Categories (Summary)	193
10.9	Exports by Economic Categories (Details)	194
10.10	Imports by Economic Categories (Summary)	195
10.11	Imports by Economic Categories (Details)	196
10.12	Exports by Areas and Countries/Territories	263
10.13	Re-exports by Areas and Countries/Territories	267
10.14	Imports by Areas and Countries/Territories	268
10.15	Re-imports by Areas and Countries/Territories	272
10.16	Annual and Quarterly Terms of Trade and Unit Value Indices of Exports and Imports (1990-91=100)	274
10.17	Index Numbers of Unit Value of Exports by Groups (1990-91=100)	275
10.18	Index numbers of unit value of imports by groups (1990-91=100)	276
10.19	Index Numbers of Quantum of Exports by Groups (1990-91=100)	277
10.20	Index Numbers of Quantum of Imports by Groups (1990-91=100)	278
10.21	Trade in Services (Summary)	279
10.22	Export of Services by Sector (Detail) Monthly	280
10.23	Export of Services by Sector (Detail) (Cumulative)	282
10.24	Import of Services by Sector (Detailed) Monthly	284
10.25	Import of Services by Sector (Detail) (Cumulative)	286

Regional and Field Offices of Pakistan Bureau of Statistics

Symbols, Abbreviations and Conversions

Selected Publications of Pakistan Bureau of Statistics

Sale Centres where PBS Publications are available

KEY INDICATORS

YEARLY

ECONOMIC INDICATORS

(2015- 2016)

1	Inflation	2.86%
2	Balance of Trade	(-) \$ 23.899 billion
3	Value of Exports	\$ 20.786 billion
4	Value of Imports	\$ 44.685 billion
5	Total Workers Remittances	\$ 19914.60(P) million
6	Reserve Money	Rs.3973537(P) million
7	Currency in Circulation	Rs.3333684(P) million
8	Consumer Price Index (CPI with Base 2007-2008)	203.82
9	Agricultural Sector Growth	-0.19%
10	Industrial Sector Growth	6.80%
11	Services Sector Growth	5.71%
12	GDP Growth Rate at Constant Basic Prices (Real)	4.71%
13	GNI Growth Rate at Constant Prices	6.66%
14	Per Capita Income	\$ 1561
15	Large Scale Manufacturing Sector (LSMI) Growth	3.21%
16	Quantum Index Number (LSMI with Base 2005-2006)	132.00
17	Imports Duty	Rs.377416.18 million
18	Exports Duty	Rs.580.79 million
19	Foreign Exchange Reserves	\$ 19433 million
20	* Overall Balance of Payment Surplus/Deficit	\$ -2525 million

SOCIAL INDICATORS

1	** Population (2016)	195.40 million
	Male	100.96 million
	Female	94.44 million
2	Natural Growth Rate (PDS- 2007)	1.88%
3	** Population Growth Rate (2016)	1.89%
4	Dependency Ratio (PDS-2007)	81.5
5	*** Mean Size of Household (2012-13)	6.3

* BOP as per BPM6 in million USD.

** Economic Survey

*** PSLM Survey

IV
MONTHLY
ECONOMIC INDICATORS

July, 2016

1	Value of Exports	\$ 1474.744 million
2	Value of Imports	\$ 3536.119 million
3	Balance of Trade	(-)\$ 2061.375 million

August, 2016

1	Growth in Quantum Index Manufacturing (LSMI)	1.49
2	Quantum Index of Manufacturing (LSMI with Base 2005-2006)	125.76
3	Consumer Price Index (CPI with Base 2007-08)	209.46
4	Wholesale Price Index (WPI with Base 2007-08)	215.75
5	Sensitive Price Indicator (SPI with Base 2007-08)	210.07
6	Growth Rate	
	A. CPI	-0.30%
	B. WPI	0.03%
	C. SPI	0.23%
7	Exports Duty	Rs.24.84 million
8	Imports Duty	Rs.34398.77 million
9	Reserve Money	Rs.4083403 million
10	Currency in Circulation	Rs.3283592 million
11	Exchange Rate of Pak Rupees in terms of one unit US Dollar	1 \$ =Rs.104.6221
12	Total Workers Remittances (including Hajj & War Compensation)	\$1760 million

Source: i) Pakistan Bureau of Statistics.
ii) State Bank of Pakistan.
iii) Economic Survey of Pakistan.

1. BALANCE OF PAYMENT

1.1 Country Wise Workers Remittances (Including Hajj and War Compensation)

(Provisional)
(Million US Dollars)

Item	Aug, 2015	Sep, 2015	Oct, 2015	Nov, 2015
I. Cash	1527.06	1775.87	1539.96	1591.75
1 USA	199.57	260.97	188.26	231.28
2 UK	206.29	233.27	197.56	188.88
3 Saudi Arabia	483.29	483.21	464.53	487.28
4 UAE	319.15	428.13	367.37	349.83
Dubai	223.20	284.75	256.13	228.06
Abu Dhabi	88.87	136.97	105.49	116.25
Sharjah	6.90	6.30	5.63	5.40
Other	0.18	0.11	0.12	0.12
5 Other GCC Countries	193.75	201.34	178.09	189.43
Bahrain	38.90	43.31	35.91	37.27
Kawait	62.73	51.45	57.07	61.18
Qatar	29.62	32.15	27.90	27.86
Oman	62.50	74.43	57.21	63.12
6 EU Countries	27.75	33.30	31.56	29.42
Germany	5.65	6.55	6.84	6.51
France	1.97	2.31	2.71	2.11
Netherland	0.36	0.30	0.38	0.39
Spain	4.45	4.45	4.13	3.44
Italy	2.82	3.14	3.57	2.26
Greece	0.04	0.21	0.62	0.52
Sweden	0.85	1.16	0.99	0.98
Denmark	0.64	0.67	0.93	0.96
Ireland	10.33	14.01	10.72	11.88
Belgium	0.64	0.50	0.67	0.37
7 Norway	1.73	2.29	2.19	2.39
8 Switzerland	1.53	1.86	2.33	1.42
9 Australia	13.37	15.93	14.47	15.73
10 Canada	10.49	12.89	12.64	13.11
11 Japan	0.83	0.87	0.86	0.72
12 Other Countries	69.31	101.81	80.10	82.26
II. Encashment and Profit in Pak. Rs. of Foreign Exchange Bearer Certificates(FEBCs) and Foreign Currency Bearer Certificate(FCBCs)	0.00	0.00	0.00	0.00
TOTAL (I + II)	1527.06	1775.87	1539.96	1591.75

Contd.

**1.1 Country Wise Workers Remittances
(Including Hajj and War Compensation)**

(Provisional)
(Million US Dollars)

Item	Dec, 2015	Jan, 2016	Feb, 2016	Mar, 2016
I. Cash	1637.06	1462.87	1516.39	1468.76
1 USA	212.10	179.56	212.19	183.92
2 UK	193.72	172.53	174.66	157.28
3 Saudi Arabia	503.20	462.18	471.94	506.05
4 UAE	341.55	313.32	317.12	320.30
Dubai	219.86	204.03	203.62	245.91
Abu Dhabi	116.20	105.17	109.89	67.89
Sharjah	5.26	3.95	3.49	6.37
Other	0.23	0.17	0.12	0.13
5 Other GCC Countries	213.29	190.38	191.75	153.75
Bahrain	41.07	31.91	31.09	27.06
Kawait	70.27	60.65	61.49	55.31
Qatar	33.68	30.58	32.15	31.12
Oman	68.27	67.24	67.02	40.26
6 EU Countries	37.14	28.64	28.48	26.54
Germany	8.24	6.39	6.14	9.11
France	3.03	2.25	1.68	3.44
Netherland	0.48	0.35	0.37	0.48
Spain	4.36	3.79	3.42	4.56
Italy	3.63	2.76	2.03	4.11
Greece	0.84	0.59	0.78	1.03
Sweden	1.67	1.18	0.82	1.52
Denmark	0.75	0.81	0.53	0.88
Ireland	13.53	9.98	12.36	0.72
Belgium	0.61	0.54	0.35	0.69
7 Norway	3.55	2.62	1.76	3.00
8 Switzerland	2.32	1.60	1.73	2.31
9 Australia	17.63	13.10	14.62	12.16
10 Canada	15.20	11.52	10.35	13.29
11 Japan	1.24	0.81	0.56	1.09
12 Other Countries	96.12	86.61	91.23	89.07
II. Encashment and Profit in Pak. Rs. of Foreign Exchange Bearer Certificates(FEBCs) and Foreign Currency Bearer Certificate(FCBCs)	0.00	0.00	0.00	0.00
TOTAL (I + II)	1637.06	1462.87	1516.39	1468.76

Contd.

1.1 Country Wise Workers Remittances (Including Hajj and War Compensation)

(Provisional)
(Million US Dollars)

Item	Apr, 2016	May, 2016	Jun, 2016	Jul, 2016	Aug, 2016
I. Cash	1656.85	1799.39	2072.97	1328.18	1760.84
1 USA	189.84	202.10	274.01	169.68	223.70
2 UK	221.88	240.58	309.27	143.61	192.64
3 Saudi Arabia	488.78	547.77	582.84	378.69	507.26
4 UAE	345.99	380.74	434.90	293.72	401.18
Dubai	217.23	238.72	270.77	196.64	244.52
Abu Dhabi	121.27	136.36	158.19	93.24	151.34
Sharjah	7.17	5.20	5.25	2.91	4.84
Other	0.32	0.46	0.69	0.93	0.48
5 Other GCC Countries	199.53	216.71	232.27	169.61	222.57
Bahrain	35.28	37.68	38.66	27.00	36.16
Kawait	62.85	73.55	78.46	59.00	75.30
Qatar	31.39	34.87	36.34	26.00	38.75
Oman	70.01	70.61	78.81	57.00	72.36
6 EU Countries	39.85	41.64	50.31	35.74	43.50
Germany	8.89	9.86	10.03	7.16	8.66
France	3.94	3.82	4.79	3.98	4.32
Netherland	0.42	0.45	0.62	0.40	0.42
Spain	4.67	4.95	5.64	4.00	3.95
Italy	3.94	4.15	5.34	5.08	5.85
Greece	1.25	1.60	2.02	1.76	1.88
Sweden	1.44	1.47	1.76	1.30	1.64
Denmark	1.02	0.88	1.22	1.05	1.12
Ireland	13.57	13.78	18.05	10.36	14.94
Belgium	0.71	0.69	0.84	0.65	0.72
7 Norway	3.27	3.26	5.11	3.20	3.82
8 Switzerland	2.62	2.52	3.48	1.58	2.20
9 Australia	18.30	15.21	20.05	13.62	18.82
10 Canada	16.71	16.17	22.95	13.09	16.72
11 Japan	2.08	1.32	1.61	1.02	1.64
12 Other Countries	128.00	131.37	136.17	104.62	126.79
II. Encashment and Profit in Pak. Rs. of Foreign Exchange Bearer Certificates(FEBCs) and Foreign Currency Bearer Certificate(FCBCs)	0.00	0.00	0.00	0.00	0.00
TOTAL (I + II)	1656.85	1799.39	2072.97	1328.18	1760.84

Note: Item has been revised / extended by the State Bank of Pakistan.

Source: State Bank of Pakistan.

1.2 Month Wise Workers Remittances

(Million US \$)

Monthly Cash Inflow (Including Foreign Exchange Bearer Certificates & Foreign Currency Bearer Certificates)	2015-2016	2014-2015	YOY growth (percent)	
			2015-16	2014-15
Jul.	1,663.61	1,675.77	-0.73	19.30
Aug.	1,527.06	1,350.86	13.04	8.93
Sep.	1,775.87	1,748.49	1.57	36.15
Oct.	1,540.39	1,409.22	9.31	4.54
Nov.	1,566.04	1,343.76	16.54	18.87
Dec.	1,614.14	1,634.06	-1.22	17.99
Jan.	1,465.57	1,403.74	4.40	12.66
Feb.	1,521.54	1,420.54	7.11	17.42
Mar.	1,711.17	1,608.51	6.38	20.23
Apr.	1,656.85	1,640.05	1.02	25.02
May.	1,799.39	1,663.30	8.18	15.47
Jun.	2,072.97	1,821.68	13.79	21.50
Jul.	19,914.60	18,719.98	6.38	18.20
Jul.- Jun.	19,914.60	18,719.98	6.38	18.20
Monthly average for period Jul.-jun.	1,659.55	1,560.00	6.38	18.20

Monthly Cash Inflow (Including Foreign Exchange Bearer Certificates & Foreign Currency Bearer Certificates)	2016-17	2015-2016	YOY growth (percent)	
			2016-17	2015-16
July.	1328.18	1663.61	-20.16	-0.73
Aug.	1760.84	1527.19	15.30	13.05
Jul.- Aug.	3,089.02	3,190.80	-3.19	5.42
Monthly average for period Jul.-Aug.	1,544.51	1,595.40	-3.19	5.42

1.3 Exchange Rates Pak. Rupees in Terms of One Unit of Foreign Currency

S. No.	Country/ Organization	Currency	Aug, 2015	Sep, 2015	Oct, 2015	Nov, 2015	Dec, 2015	Jan, 2016	Feb, 2016
1	Australia	Dollar	74.5567	73.5458	75.2072	75.3531	75.8220	73.4652	74.5797
2	Bahrain	Dinar	270.4709	275.3801	276.0645	278.5366	276.5499	277.2200	276.5486
3	Canada	Dollar	77.8318	78.6856	79.9284	79.4943	76.5397	73.7174	75.7852
4	China	Yuan	16.1577	16.3868	16.4706	16.5623	16.246	15.9622	16.0267
5	Denmark	Krone	15.2775	15.7101	15.7405	15.1900	15.2608	15.2781	15.5833
6	E.M.U.	Euro	113.8981	117.0996	117.3259	113.2076	113.7523	113.8435	116.0891
7	Hong Kong	Dollar	13.2092	13.4571	13.4881	13.6024	13.5075	13.4845	13.4661
8	I.M.F.	SDR	143.6329	146.7608	147.1387	145.8444	145.1964	145.0064	145.8672
9	India	Rupee	1.5738	1.5765	1.6073	1.5960	1.5740	1.5590	1.5342
10	Japan	Yen	0.8322	0.8673	0.8700	0.8604	0.8590	0.8864	0.9123
11	Kuwait	Dinar	338.9668	345.7616	346.5136	347.0888	344.8850	345.1943	348.9191
12	Malaysia	Ringgit	25.2515	24.2486	24.5486	24.4603	24.4736	24.1509	25.0213
13	Newzeland	Dollar	67.0588	65.9923	69.6809	69.2130	70.4574	68.4872	69.2882
14	Norway	Krone	12.4233	12.6208	12.6440	12.2271	12.0534	11.8923	12.1640
15	Oman	Riyal	266.0499	270.9656	271.6041	273.9502	272.0167	272.4458	271.8413
16	Qatar	Riyal	28.1373	28.6579	28.7295	28.9795	28.7732	28.8220	28.7551
17	Singapore	Dollar	73.1858	73.6843	74.4872	74.5746	74.2939	73.1414	74.4388
18	Sweden	Krona	11.9719	12.4695	12.5597	12.1609	12.3048	12.2831	12.3630
19	Switzerland	Franc	105.7546	107.3086	107.8491	104.5417	105.1064	104.2001	105.4546
20	Saudi Arabia	Riyal	27.2949	27.8030	27.8691	28.1001	27.9036	27.9502	27.9234
21	Thailand	Bhath	--	--	--	--	--	--	--
22	Turkey	Lira	--	--	--	--	--	--	--
23	U.A.E.	Dirham	27.8723	28.3880	28.4528	28.6979	28.5017	28.5509	28.5100
24	U.K.	Sterling (Pound)	159.4853	159.9411	160.0182	160.2156	156.9256	151.0231	149.6616
25	U.S.A.	Dollar	102.3361	104.2068	104.4806	105.3726	104.6578	104.8388	104.6232

Contd.

1.3 Exchange Rates Pak. Rupees in Terms of One Unit of Foreign Currency

S. No.	Country/ Organization	Currency	Mar, 2016	Apr., 2016	May, 2016	Jun., 2016	Jul., 2016	Aug., 2016
1	Australia	Dollar	78.2572	80.1764	76.6560	77.2926	78.9496	79.7805
2	Bahrain	Dinar	276.6732	276.6996	276.7560	276.4685	276.7677	276.6123
3	Canada	Dollar	78.9739	81.5343	80.9881	81.0486	80.2436	80.5021
4	China	Yuan	16.0913	16.1701	16.0557	15.8771	15.6970	15.7478
5	Denmark	Krone	15.5942	15.9509	15.9291	15.7998	15.5827	15.7718
6	E.M.U.	Euro	116.1732	118.5779	118.3207	117.2918	115.7117	117.1628
7	Hong Kong	Dollar	13.4901	13.5021	13.4905	13.4841	13.5206	13.5042
8	I.M.F.	SDR	146.1468	147.5860	147.8939	147.3947	145.8591	146.5556
9	India	Rupee	1.5628	1.5759	1.56682	1.5555	N.A	1.5648
10	Japan	Yen	0.9263	0.9551	0.9620	0.9935	0.9991	1.0326
11	Kuwait	Dinar	347.7851	347.2488	347.3796	347.2079	346.8986	347.2254
12	Malaysia	Ringgit	25.6692	26.8346	25.9248	25.6336	26.0779	25.9973
13	Newzeland	Dollar	70.3751	72.098	71.2155	73.5263	74.5121	75.6417
14	Norway	Krone	12.3316	12.7276	12.7412	12.5822	12.3707	12.6107
15	Oman	Riyal	271.9600	272.0107	272.0399	271.8103	272.2500	271.9319
16	Qatar	Riyal	28.7622	28.7686	28.7777	28.7568	28.7945	28.7645
17	Singapore	Dollar	76.1003	77.4884	76.4306	77.1660	77.4954	77.6355
18	Sweden	Krona	12.5181	12.8832	12.7529	12.5989	12.2276	12.3616
19	Switzerland	Franc	106.4052	108.5619	107.0507	107.7685	106.4343	107.7394
20	Saudi Arabia	Riyal	27.9103	27.9178	27.916	27.8937	27.9392	27.9069
21	Thailand	Bhath	--	--	--	--	--	--
22	Turkey	Lira	--	--	--	--	--	--
23	U.A.E.	Dirham	28.4955	28.5023	28.5023	28.4797	28.5292	28.4942
24	U.K.	Sterling (Pound)	148.7347	149.5827	152.0216	148.2362	138.0239	137.0524
25	U.S.A.	Dollar	104.6470	104.6738	104.6787	104.5864	104.7388	104.6221

Note: Euro, a common currency of the 11 member countries of European Economic and Monetary Union (EMU) was introduced with effect from 1st January, 1999.

Source: State Bank of Pakistan.

2. CLIMATE

2.1 Temperature at Selected Stations

(In centigrade)

Stations	Murree		Rawalpindi/Islamabad		Jhelum		Lahore		Sargodha	
Height in meters above sea level	2167		507		232		213		187	
	Max.	Min.	Max.	Min.	Max.	Min.	Max.	Min.	Max.	Min.

Month:

Mar. 2015	12.5	4.5	22.5	10.4	N.R	N.R	25.1	14.4	24.7	14.0
Apr. 2015	18.1	9.6	28.5	15.3	31.2	18.5	32.7	20.8	32.9	20.5
May, 2015	22.8	13.5	34.6	18.1	37.2	21.7	39.1	26.3	39.8	26.4
Jun, 2015	23.8	14.2	36.2	22.1	38.0	24.3	38.1	26.3	39.2	26.3
Jul, 2015	22.0	16.4	33.0	24.2	35.6	26.3	34.2	25.4	63.0	27.7
Aug, 2015	23.2	15.9	33.6	23.9	35.5	26.6	34.6	26.6	35.8	27.0
Mar. 2016	14.5	6.1	24.1	11.4	26.9	14.3	28.0	15.9	26.8	15.2
Apr. 2016	19.2	9.7	30.2	14.8	34.3	17.8	35.6	21.2	34.4	20.6
May, 2016	25.1	14.8	37.2	20.0	40.3	23.3	40.2	25.7	40.5	26.2
Jun, 2016	26.1	16.6	38.7	24.1	N.R	N.R	39.6	27.6	40.0	28.1
Jul, 2016	23.6	15.9	35.3	24.2	35.9	25.1	35.8	25.9	36.1	26.7
Aug, 2016	22.9	15.1	34.1	23.1	35.5	25.6	35.1	25.6	35.2	26.0

Stations	Faisalabad		Multan		Bahawalpur		Hyderabad		Nawabshah	
Height in meters above sea level	183		122		116		40		37	
	Max.	Min.	Max.	Min.	Max.	Min.	Max.	Min.	Max.	Min.

Month:

Mar. 2015	24.6	13.0	26.3	14.5	26.7	14.1	32.3	13.0	32.2	14.7
Apr. 2015	33.3	20.0	35.5	22.0	36.5	21.8	37.9	23.5	41.5	22.4
May, 2015	39.3	24.6	40.6	28.3	40.3	25.4	41.5	26.5	45.0	25.7
Jun, 2015	38.8	26.0	39.6	28.0	39.4	26.9	39.7	27.7	42.4	27.8
Jul, 2015	36.0	27.2	36.7	27.7	36.6	27.0	37.1	27.4	40.6	27.8
Aug, 2015	35.7	27.1	36.2	27.6	36.7	26.8	35.0	26.3	39.2	26.4
Mar. 2016	27.0	15.4	28.0	16.5	31.5	29.3	34.1	19.5	35.1	17.1
Apr. 2016	34.4	20.5	35.1	21.1	37.0	20.9	38.0	22.1	40.7	21.2
May, 2016	40.6	26.0	41.9	28.3	42.1	26.9	40.2	25.4	45.5	25.8
Jun, 2016	N.R	N.R	42.1	30.8	41.8	29.0	40.3	27.0	44.9	27.9
Jul, 2016	N.R	N.R	39.2	29.8	39.7	29.2	36.0	27.0	41.1	27.7
Aug, 2016	N.R	N.R	37.2	28.2	37.8	27.8	35.7	25.5	39.1	26.1

Contd.

2.1 Temperature at Selected Stations

(In centigrade)

Stations	Jacobabad		Karachi A.P.		Peshawar		D.I.Khan		Saidu Sharif		Gilgit	
Height in meters above sea level	55		21		359		173		961		1459	
	Max.	Min.	Max.	Min.	Max.	Min.	Max.	Min.	Max.	Min.	Max.	Min.

Month:

Mar. 2015	29.2	14.9	31.5	19.2	22.4	12.0	25.0	11.6	20.3	8.5	18.7	4.9
Apr. 2015	39.2	23.2	35.9	25.7	30.1	17.3	45.1	18.1	26.5	13.6	26.2	9.4
May, 2015	44.1	29.0	36.0	27.7	35.6	22.0	39.7	22.6	31.6	17.3	29.0	12.6
Jun, 2015	42.5	29.6	37.7	29.8	38.3	24.9	39.7	23.7	33.1	19.4	36.1	14.9
Jul, 2015	38.4	26.5	34.0	28.4	35.0	26.1	38.1	25.2	32.6	23.0	35.4	19.8
Aug, 2015	36.7	27.0	32.3	26.9	34.5	24.2	36.1	24.1	33.1	22.2	34.3	18.1
Mar. 2016	30.8	16.6	33.3	21.7	N.R	N.R	N.R	N.R	N.R	N.R	N.R	N.R
Apr. 2016	39.0	22.9	34.7	24.6	N.R	N.R	N.R	N.R	N.R	N.R	22.2	8.8
May, 2016	49.6	29.0	35.7	27.9	38.1	24.0	41.0	24.5	Nil	Nil	N.R	N.R
Jun, 2016	44.9	30.9	36.1	28.0	39.4	26.9	N.R	N.R	N.R	N.R	34.3	18.8
Jul, 2016	40.7	29.6	33.6	28.1	37.1	27.2	N.R	N.R	N.R	N.R	35.1	18.9
Aug, 2016	38.4	29.1	33.0	27.1	36.6	25.5	N.R	N.R	N.R	N.R	N.R	N.R

Stations	Quetta (Samungli)		Zhob (Fortsandeman)		Khuzdar		Punjur		Dalbadin	
Height in meters above sea level	1600		1405		1231		980		848	
	Max.	Min.	Max.	Min.	Max.	Min.	Max.	Min.	Max.	Min.

Month:

Mar. 2015	18.0	6.0	20.7	7.1	24.0	11.1	26.0	9.4	26.0	10.0
Apr. 2015	26.5	11.0	28.7	14.7	30.2	18.6	35.0	18.2	36.0	18.1
May, 2015	32.0	15.0	32.6	17.8	36.9	26.5	39.0	22.5	41.0	22.4
Jun, 2015	36.6	21.1	35.0	20.3	36.6	24.7	39.7	25.9	43.0	25.1
Jul, 2015	36.1	22.1	35.6	20.6	35.6	26.0	40.0	26.0	43.8	27.0
Aug, 2015	36.1	19.0	36.0	23.2	36.7	23.6	36.7	23.6	42.5	24.0
Mar. 2016	20.0	7.5	20.0	8.0	N.R	N.R	27.1	11.3	29.0	8.6
Apr. 2016	26.5	10.0	27.0	15.0	30.7	20.0	35.2	18.4	34.5	13.7
May, 2016	32.2	15.6	34.3	19.5	37.6	25.6	39.8	23.2	41.5	22.5
Jun, 2016	34.6	19.9	33.1	22.6	38.4	20.2	39.3	23.0	43.0	22.5
Jul, 2016	37.6	22.8	37.2	22.0	37.5	25.5	N.R	N.R	45.0	21.0
Aug, 2016	34.7	19.4	34.9	20.8	34.6	23.9	37.3	22.2	41.1	22.8

Source: Pakistan Meteorological Department, Karachi.

2.2 Rainfall at Selected Stations

(In millimeters)

Stations	Murree	Rawalpindi/ Islamabad	Jhelum	Lahore	Sargodha	Faisal- abad	Multan	Bahawal- pur	Hyder- abad	Nawab- shah	Jaco- abad
Height in meters above sea level	2167	507	232	213	187	183	122	116	40	37	55

Year/month

2011	1442.2	1079.0	748.0	903.0	710.0	544.0	180.0	164.0	404.1	309.0	293.3
2012	1515.0	1076.0	717.0	527.0	368.0	366.0	239.0	183.0	121.0	182.0	486.0
2013	1451.5	1732.0	924.0	1109.0	362.0	378.0	157.0	148.0	74.0	86.0	345.0
2014	1228.6	1139.0	939.3	800.6	401.3	401.8	247.3	67.9	25.4	67.0	21.3
2015	2416.8	1477.0	848.0	856.0	588.0	512.0	395.0	498.0	114.0	120.0	148.0
Mar. 2015	235.3	286.1	N.R	141.8	145.9	67.8	67.0	46.9	TR	2.0	46.0
Apr. 2015	279.4	196.4	134.4	5.2	67.7	43.6	10.2	28.8	0.0	3.0	35.0
May, 2015	74.2	30.2	20.0	31.7	3.8	23.6	10.7	26.2	TR	Nil	1.5
Jun. 2015	233.6	33.6	50.1	45.0	48.5	27.3	51.1	106.0	8.2	37.2	13.0
Jul. 2015	532.4	380.1	178.5	328.0	64.2	96.4	138.9	133.7	114.3	83.1	52.0
Aug. 2015	223.7	87.4	19.6	92.7	112.1	132.3	87.4	86.4	4.0	0.0	0.0
Mar. 2016	328.5	199.0	117.8	27.4	150.9	75.7	42.1	31.5	0.0	1.0	10.0
Apr. 2016	51.9	11.0	10.8	2.9	14.0	7.1	21.5	4.0	Tr.	0.0	4.0
May, 2016	128.1	27.2	25.5	31.2	25.5	32.4	3.6	2.0	0.0	17.0	3.0
Jun. 2016	119.1	47.0	143.9	118.2	99.0	63.1	0.4	33.0	34.0	58.0	0.0
Jul. 2016	301.3	344.8	280.1	151.7	312.8	N.R	52.4	34.0	0.0	4.0	7.0
Aug. 2016	195.7	265.0	197.0	315.1	87.0	94.3	69.0	3.7	131.8	63.0	3.4

Contd.

2.2 Rainfall at Selected Stations

(In millimeters)

Stations	Karachi Airport	Peshawar	D.I. Khan	Saidu Sharif	Gilgit	Quetta (Samungli)	Zhob (Fort sandeman)	Khuzdar	Punjgoor	Dalbadin
Height in meters above sea level	21	359	173	961	1459	1600	1405	1231	980	848

Year/month

2011	290.6	568.0	281.0	853.7	158.7	246.5	40.5	286.6	138.0	64.9
2012	152.0	480.0	450.0	803.0	110.5	410.0	47.0	167.0	33.0	16.0
2013	169.0	551.0	327.0	954.3	153.5	53.0	66.0	479.0	101.0	23.0
2014	30.7	326.3	249.7	660.0	107.0	97.0	173.7	201.9	61.8	17.3
2015	53.0	1387.0	477.0	1062.2	144.0	153.0	364.0	147.0	61.0	47.0
Mar. 2015	2.8	111.0	69.8	135.5	6.1	55.1	21.0	29.0	6.0	11.0
Apr. 2015	0.0	110.5	39.8	165.3	19.0	17.0	22.0	0.0	6.0	0.0
May, 2015	0.0	21.0	3.0	83.0	21.6	10.0	7.0	2.0	20.0	T.R
Jun. 2015	T.R	0.0	29.5	74.6	8.4	T.R	25.0	22.8	0.0	1.2
Jul. 2015	46.6	187.0	26.0	120.3	9.3	T.R	117.0	45.6	0.0	T.R
Aug. 2015	1.4	162.3	200.0	81.2	16.3	0.0	40.0	15.2	0.0	0.0
Mar. 2016	Tr.	120.0	N.R	N.R	N.R	80.0	71.0	0.0	31.0	40.5
Apr. 2016	0.0	60.0	N.R	N.R	59.6	0.0	46.0	1.0	6.0	4.0
May, 2016	0.0	8.0	1.0	Nil	N.R	2.0	19.0	2.1	1.0	T.R
Jun. 2016	65.8	55.0	N.R	N.R	16.3	51.0	9.0	21.1	7.0	0.0
Jul. 2016	1.9	32.1	N.R	N.R	24.8	3.0	15.0	37.5	N.R	T.R
Aug. 2016	96.9	45.0	N.R	N.R	10.4	T.R	40.0	14.9	Nil	Nil

N.R = Not received

TR = Trace (Rainfall less than 0.1 mm)

Source: Pakistan Meteorological Department, Karachi.

3. ENERGY & MINING

3.1 Production of Crude Oil

Company	Field	Jul,16	Aug,16	Cummulative Total from July 2016
PUNJAB				
OGDCL	BHALSYEDAN	143	227	370
	CHAK NAURANG	10990	10975	21965
	DAKHNI	21760	10220	31980
	DHODAK	896	985	1881
	FIMKASSAR	5270	5270	10540
	KAL	13698	14105	27803
	MISSAKISWAL	3410	3408	6818
	RAJIAN	80795	83733	164528
	SOGHRI	4165	1900	6065
	SADKAL	1161	1299	2460
	TOOT	8807	8374	17181
	Sub Total	151095	140496	291591
OPL	DHURNAL	9388	4902	14290
	BHANGALI	180	148	328
	RATANA	7350	5649	12999
	Sub Total	16918	10699	27617
POL	BALKASSAR	14936	14805	29741
	BELA	794	922	1716
	DHULIAN	4028	4092	8120
	KHAUR	148	148	296
	JOYAMIR	529	722	1251
	MINWAL	1844	3871	5715
	MEYAL	9318	9098	18416
	PARIWALI	11140	11200	22340
	PINDORI	6381	6408	12789
	TURKWAL	806	799	1605
	Sub Total	49924	52065	101989
MPCL	GHAURI	16509	15989	32498
	HALINI	28666	26765	55431
	HALINI DEEP	43114	32274	75388
	Sub Total	88289	75028	163317
PPL	ADHI	228523	212164	440687
	Sub Total	228523	212164	440687
Dewan	RODHO SALSABIL	1944.24	2447.74	4391.98
	Sub Total	1944.24	2447.74	4391.98
	TOTAL	536693.24	492899.74	1029592.98
SINDH				
BHP	ZAMZAMA	19260	18151	37411
	Sub Total	19260	18151	37411
UEPL	AASSU	20667	19275	39942
	ALI	88	63	151
	BIJORO	161	145	306
	BAKSH DEEP	174	0	174
	BHANOKI	151	3346	3497
	BUKHARI DEEP	903	71	974
	CHAMAN	0	0	0
	DABHI (South)	1905	1737	3642
	DABHI (North)	1551	1581	3132
	GHARO	2192	0	2192
	GHUNGHRO	1902	1595	3497
	HALIPOTA	4642	4266	8908
	JABO	1951	6901	8852
	JAGIR	1078	1296	2374
	JARAR DEEP	0	0	0
	JAN	2316	2112	4428
	KATO	29	101	130
	KAMAL NORTH	8633	7948	16581
	KHASKELI	4751	4731	9482
	KHASKELI DOWN THROWN	550	270	820
	KHOREWAH	1344	1288	2632
	KHOREWAH DEEP	0	0	0
	KORAI	624	2226	2850
	KUMBH	0	0	0

Contd.

3.1 Production of Crude Oil

Company	Field	Jul,16	Aug,16	Cummulative Total from July 2016
	LAGHARI	382	328	710
	LIMU NORTH	666	297	963
	LODANO	2856	3632	6488
	LODANO DEEP	3731	3569	7300
	MAKDUMPUR	5503	410	5913
	MAZARI	6015	5514	11529
	MEYUN ISMAIL DEEP	212	235	447
	MEYUN ISMAIL	723	874	1597
	MAKRANI	0	0	0
	MISSRI	921	0	921
	MOHANO	1146	1161	2307
	MAHI	0	0	0
	MURID	9065	8237	17302
	NAIMAT BASAL 2X	1325	2055	3380
	NAIMAT BASAL	183	0	183
	NAIMAT WEST	24608	27827	52435
	NORTH AKARI			0
	PIARO DEEP	92	94	186
	PIARO DEEP BASAL	287	140	427
	RAJANI	253	597	850
	RAHIM 1 X	9321	10618	19939
	RAHIM 2X	3228	0	3228
	RAWAT	0	0	0
	SAHU	5	30	35
	SALEH	30	210	240
	SAMAN	51	0	51
	SAKHI DEEP	0	0	0
	SONRO	12397	11419	23816
	SOUTH BUZDAR DEEP	10089	3645	13734
	SOUTH MAZARI	8167	7896	16063
	SOUTH MAZARI DEEP	15282	14429	29711
	SOHRAB	0	0	0
	SOHRAB DEEP	3902	3931	7833
	SHEIKHANO	2234	1905	4139
	SUTIARI DEEP	6386	7601	13987
	SUMAR DEEP	12307	1964	14271
	SALAMAT	0	0	0
	THEBO	2870	3033	5903
	TANDO GHULAM ALI	262	9	271
	THARO	712	499	1211
	TAJEDI	2142	1880	4022
	TANGRI	1075	1394	2469
	TANGRI DEEP	236	287	523
	TURK	1413	1330	2743
	TURK DEEP	698	759	1457
	UMER	132	262	394
	ZAUR	5546	7820	13366
	Sub Total	212065	194843	406908
OGDCL	BOBI	12595	8515	21110
	BALUCH	4731	7415.12	12146.12
	CHAK 2	13789	24200.75	37989.75
	CHAK 7A	1085	945	2030
	CHAK 63	15295	22076	37371
	CHAK 63 SOUTH EAST	10015	13031	23046
	CHAK 66 NE	110	0	110
	HAKEEM DAHO	5869	8783.37	14652.37
	NIM	835	860	1695
	NUR BAGHLA	1024	846	1870
	NOORAI JAGR	2795	2355	5150
	JAKHRO	721	1223	1944
	JARWAR	4690	4530	9220
	KUNNAR	115687	124224	239911
	KUNNAR PASAKHI DEEP	27498	27765	55263
	LASHARI CENTRE	17285	17360	34645
	LALA JAMALI	0	1053.85	1053.85
	MISSAN	3505	3505	7010

Contd.

3.1 Production of Crude Oil

Company	Field	Jul,16	Aug,16	Cummulative Total from July 2016
	PALI	17760	15555	33315
	PALI DEEP	0	0	0
	PASAKI	105710	105705	211415
	PASAKI N	11495	11590	23085
	PASAKI NORTH EAST	9150	9015	18165
	QADIR PUR	14180	12055	26235
	SONO	18905	14715	33620
	TANDO ALAM	18440	18425	36865
	THORA	8780	9300	18080
	Sub Total	441949	465048.09	906997.09
PPL	ADAM	1162	1729	2891
	ADAM WEST	635	797	1432
	KANDH KOT	152	86	238
	SHARF	0	3265	3265
	SHAHDAD	2033	2006	4039
	MAZARANI	318	296	614
	Sub Total	4300	8179	12479
OMV	LATIF	1826.58	1838	3664.58
	MIANO	1322.53	1342	2664.53
	Sub Total	3149.11	3180	6329.11
MPCL	MARI	1302	1383	2685
	SUJJAL	2928	3656	6584
	SUJAWAL	1685	1875	3560
	Sub Total	5915	6914	12829
Eni(Pak)	BHIT	7067.53	5562.01	12629.54
	BADHRA	1515.94	1434.86	2950.8
	KADANWARI	518.6	498.76	1017.36
	Sub Total	9102.07	7495.63	16597.7
OMV Maurice	MEHAR	13508	12620	26128
	Sub Total	13508	12620	26128
	TOTAL	709248.18	716430.72	1425678.9
KHYBER .P.K				
OGDCL	CHANDA	41570	51370	92940
	NASPHA	563280	473288	1036568
	MELA	57400	64150	121550
	Sub Total	662250	588808	1251058
MOL	MANZALAI	14186.86	81155.48	95342.34
	MAMIKHEL	14716.16	12497.84	27214
	MARAMZAI	142717.73	73384.12	216101.85
	MAKORI	972.42	997.91	1970.33
	MAEDANKHEL	0	0	0
	MAKORI EAST	442455.57	478809.73	921265.3
	Sub Total	615048.74	646845.08	1261893.82
	TOTAL	1277298.74	1235653.08	2512951.82
BALUCHISTAN				
OGDCL	UCH	1147	837	1984
	Sub Total	1147	837	1984
MPCL	ZARGHUN SOUTH	132	196	328
	Sub Total	132	196	328
PPL	SUI	459	1399	1858
	Sub Total	459	1399	1858
	TOTAL	1738	2432	4170
	GRAND TOTAL	2524978.16	2447415.54	4972393.7

3.2 Production of Natural Gas

Unit:(MCFT)

Company	Field	Jul,16	Aug,16	Cumulative Total from July 2016	
PUNJAB					
OGDCL	DAKHNI	818.13	369.66	1187.79	
	BAHU	101.18	92.75	193.93	
	FIMKASSAR	3.77	3.72	7.49	
	DHODAK	102.30	102.30	204.60	
	KAL	2.03	2.10	4.13	
	MISSAKISWAL	4.87	5.01	9.88	
	NANDPUR/PANJPIR	349.40	306.78	656.18	
	RAJIN	31.71	33.65	65.36	
	SOGHRI	301.63	125.81	427.44	
	TOOT	33.60	34.32	67.92	
	SADKAL	41.63	47.93	89.56	
	SUB TOTAL	1790.25	1124.03	2914.28	
	OPL	DHURNAL	28.63	17.72	46.35
		BHANGALI	1.60	1.25	2.85
RATANA		161.53	115.54	277.07	
SUB TOTAL	191.76	134.51	326.27		
POL	BALKASSAR	2.99	2.68	5.67	
	BELA	0.00	17.66	17.66	
	DHULIAN	69.89	67.86	137.75	
	MEYAL	71.25	68.29	139.54	
	PARIWALI	136.68	147.56	284.24	
	PINDORI	19.35	19.41	38.76	
	TURKWAL	1.53	1.51	3.04	
	SUB TOTAL	301.69	324.97	626.66	
PPL	ADHI	1709.00	1704.00	3413.00	
	SUB TOTAL	1709.00	1704.00	3413.00	
MPCL	HALINI	22.76	21.50	44.26	
	HALINI DEEP	46.91	35.91	82.82	
	SUB TOTAL	69.67	57.41	127.08	
DEWAN	RODHO(SALSABIL)	287.12	348.19	635.31	
	SUB TOTAL	287.12	348.19	635.31	
	TOTAL	4349.49	3693.11	8042.60	
SINDH					
BHP	ZAMZAMA	4100.13	3876.03	7976.16	
	SUB TOTAL	4100.13	3876.03	7976.16	
UEPL	ALI	75.51	70.64	146.15	
	AASSU	4.86	4.85	9.71	
	BUKHARI DEEP	29.34	26.61	55.95	
	BAKSH DEEP	28.74	0.00	28.74	
	BIJORO	0.42	0.26	0.68	
	BHANOKI	46.16	535.40	581.56	
	CHAMAN	0.00	0.00	0.00	
	DABHI SOUTH	8.24	8.59	16.83	
	DABHI NORTH	0.76	1.51	2.27	
	DUPHRI	2.38	0.00	2.38	
	FATEH SHAH NORTH	13.27	33.29	46.56	
	GHUNGRO	1.23	1.22	2.45	
	GHARO	0.54	0.00	0.54	
	HALIPOTA	8.61	10.81	19.42	
JABO	6.40	5.59	11.99		

Contd.

3.2 Production of Natural Gas

				Unit:(MCFT)
Company	Field	Jul,16	Aug,16	Cumulative Total from July 2016
	JARAR DEEP	8.72	9.40	18.12
	JOGWANI	0.42	3.62	4.04
	JAGIR	0.91	0.79	1.70
	JAN	0.26	0.28	0.54
	KATO	6.05	4.46	10.51
	KAMAL NORTH -1	27.96	29.31	57.27
	KAUSAR	44.99	41.39	86.38
	KHASKHELI	6.67	7.02	13.69
	KHASKHELI DOWN THROWN	0.82	0.61	1.43
	KHOREWAH	87.78	92.73	180.51
	KHOREWAH DEEP	4.03	4.26	8.29
	KORAI	51.57	110.56	162.13
	KUMBH	49.06	42.35	91.41
	LAGHARI	0.38	0.36	0.74
	LODANO	48.51	131.51	180.02
	LODANO DEEP	12.14	16.23	28.37
	LIMU NORTH	330.04	234.46	564.50
	LIMU EAST	1.04	0.27	1.31
	MAKHDUM PUR	27.92	27.61	55.53
	MAKHDUM PUR DEEP	2.50	2.71	5.21
	MAKRANI			0.00
	MAZARI	2.49	4.76	7.25
	MAHI	0.58	6.12	6.70
	MEYUN ISMAIL DEEP	26.46	21.06	47.52
	MISSRI	1.82		1.82
	MOHANO	0.99	1.05	2.04
	MOR	0.00	0.00	0.00
	MUBAN			0.00
	MURID	3.56	4.12	7.68
	NAIMAT BASAL	67.20	72.76	139.96
	NAIMAT BASAL 2X	16.08	12.49	28.57
	NAIMAT WEST	4049.92	4307.88	8357.80
	NANDO	3.24	3.47	6.71
	NURPUR DEEP	22.50	20.12	42.62
	NORTH AKRI			0.00
	PANIRO			0.00
	PIARO DEEP	7.83	6.11	13.94
	PIARO DEEP BASAL	65.64	59.35	124.99
	PIR			0.00
	QASIM DEEP	80.64	77.66	158.30
	RAHIM NORTH			0.00
	RAHIM 1X	41.68	46.89	88.57
	RAHIM 2X	6.30		6.30
	RAJANI	5354.90	5552.59	10907.49
	RAWAT			0.00
	RAGNI DEEP	16.65	17.49	34.14
	SALEH	0.09	1.62	1.71
	SAKHI DEEP	33.90	31.69	65.59
	SAKHI SOUTH DEEP	0.27		0.27
	SAMAN	0.33		0.33
	SALAMAT	979.05	1012.39	1991.44
	SAHU	2.03	1.78	3.81

Contd.

3.2 Production of Natural Gas

				Unit:(MCFT)
Company	Field	Jul,16	Aug,16	Cumulative Total from July 2016
	SAJAN			0.00
	SIRAJ SOUTH			0.00
	SONRO	19.99	25.53	45.52
	SOUTH MAZARI	2.39	4.23	6.62
	SOUTH MAZARI DEEP	27.04	24.51	51.55
	SOHRAB DEEP	1208.40	1159.67	2368.07
	SUMAR DEEP	135.15	44.10	179.25
	SOUTH BUZDAR			0.00
	SOUTH BUZDAR DEEP	104.88	110.70	215.58
	SHEIKHANO	2.73	1.95	4.68
	SHEIKHANO DEEP			0.00
	SUTIARI DEEP	1451.37	1356.83	2808.20
	SUHRAT	32.06	31.01	63.07
	TANDO GHULAM ALI	37.46	33.83	71.29
	TANGRI	2.67	2.71	5.38
	TANGRI DEEP	12.97	6.36	19.33
	TAJEDI	0.20	0.18	0.38
	THEBO	25.48	21.69	47.17
	THARO	203.31	161.82	365.13
	TURK	57.15	53.75	110.90
	TURK DEEP	139.87	126.95	266.82
	UMER	54.39	45.23	99.62
	USMAN	58.84	9.39	68.23
	WASAYO			0.00
	ZAUR	6.81	6.27	13.08
	ZAUR WEST	0.82	0.59	1.41
	ZAUR DEEP	3.17	2.30	5.47
	SUB TOTAL	15309.53	15949.70	31259.23
ENI(PAK)	BHIT	4271.32	4280.33	8551.65
	BADHRA	3149.78	3047.18	6196.96
	KADANWARI	1506.41	1444.27	2950.68
	SUB TOTAL	8927.51	8771.78	17699.29
MPCL	KOONJ-1A	29.91	31.71	61.62
	SUJJAL	450.45	487.96	938.41
	SUJAWAL	321.95	295.46	617.41
	MARI	20078.41	20053.21	40131.62
	SUB TOTAL	20880.72	20868.34	41749.06
OGDCL	BOBI	170.55	133.96	304.51
	BALUCH	54.90	91.80	146.70
	CHAK 2	342.57	612.15	954.72
	CHAK 7A	19.69	20.18	39.87
	CHAK 63	105.87	158.86	264.73
	CHAK 63 SOUTH EAST	88.15	100.72	188.87
	CHAK 66NE	2.00	0.00	2.00
	HAKEEM DAHO	102.07	121.65	223.72
	DACHRAPUR	229.94	208.16	438.10
	LALA JAMALI	40.25	60.70	100.95
	JAKHRO	18.99	30.75	49.74
	NUR BAGHLA	79.95	67.40	147.35
	NOORAI JAGIR	135.38	122.15	257.53
	NIM	23.98	21.21	45.19
	KUNNAR	378.34	361.33	739.67

Contd.

3.2 Production of Natural Gas

				Unit:(MCF)
Company	Field	Jul,16	Aug,16	Cumulative Total from July 2016
	KUNNAR PASAKHI DEEP	3437.52	3531.84	6969.36
	SARI HUNDI	29.07	20.77	49.84
	PAKHRO			0.00
	QADIRPUR	10966.18	10924.07	21890.25
	PASAKHI	20.62	20.62	41.24
	MARU-RETI	385.16	371.38	756.54
	SUB TOTAL	16631.18	16979.70	33610.88
OMV	MIANO	2525.54	2496.00	5021.54
	LATIF	2162.24	2048.00	4210.24
	SAWAN	2255.60	2240.00	4495.60
	TAJJAL	106.68	103.00	209.68
	SUB TOTAL	7050.06	6887.00	13937.06
PPL	CHACHAR	94.00	99.00	193.00
	ADAM	94.00	78.00	172.00
	ADAM WEST	440.00	519.00	959.00
	KANDHKOT	5800.00	5976.00	11776.00
	KINZA			0.00
	SHAHDAD	186.00	165.00	351.00
	SHARF		489.00	489.00
	MAZRANI	125.00	123.00	248.00
	SUB TOTAL	6739.00	7449.00	14188.00
PEL	BADAR	481.01	492.81	973.82
	BLOCK-22	303.12	322.64	625.76
	SUB TOTAL	784.13	815.45	1599.58
POGC	REHMAN	268.16	265.30	533.46
	SUB TOTAL	268.16	265.30	533.46
	SAQIB		2.00	2.00
OMV MAURICE	MEHAR	237.59	219.36	456.95
	SUB TOTAL	237.59	219.36	456.95
	TOTAL	80928.01	82081.66	163009.67
KHYBER .P.K	CHANDA	87.04	84.64	171.68
OGDCL	NASHPA	2466.52	1989.43	4455.95
	MELA	263.38	281.50	544.88
	SUB TOTAL	2816.94	2355.57	5172.51
	MAKORI	27.65	19.01	46.66
MOL	MAKORI EAST	2537.08	2762.99	5300.07
	MAMIKHEL	836.19	818.49	1654.68
	MANZALAI	1296.86	1251.79	2548.65
	MARAMZAI	3981.03	3893.76	7874.79
	SUB TOTAL	8678.81	8746.04	17424.85
	TOTAL	11495.75	11101.61	22597.36
BALOCHISTAN	LOTI	885.57	813.18	1698.75
OGDCL	PIRKOH	332.80	288.80	621.60
	UCH	12192.60	12977.70	25170.30
	SUB TOTAL	13410.97	14079.68	27490.65
MPCL	ZARGHUM SOUTH	299.54	293.44	592.98
	SUB TOTAL	299.54	293.44	592.98
PPL	SUI	13963.00	13926.00	27889.00
	SUB TOTAL	13963.00	13926.00	27889.00
	TOTAL	27673.51	28299.12	55972.63
	GRAND TOTAL	124446.76	125175.50	249622.26

3.3 Company wise Production of Crude Oil and Natural Gas August, 2016

Name of Company	Crude Oil (US Barrel)	Number of Oil Fields	% Share in Total Production	Natural Gas (MCFt)	Number of Gas Fields	% Share in Total Production
OGDCL	1195189.09	Jul,16	Aug,16	34538.98	35	27.59
PPL	221742	7	9.06	23079	8	18.44
MPCL	82138	6	3.36	21219.19	6	16.95
BHP	18151	1	0.74	3876.03	1	3.10
UEPL	194843	66	7.96	15949.70	84	12.74
OMV	3180	2	0.13	6887.00	4	5.50
Eni(Pak)	7495.63	3	0.31	8771.78	3	7.01
OMV Maurice	12620	1	0.52	219.36	1	0.18
OPL	10699	3	0.44	134.51	2	0.11
POL	52065	8	2.13	324.97	6	0.26
Dewan	2447.74	1	0.10	348.19	1	0.28
MOL	646845.08	5	26.43	8746.04	5	6.99
POGC	-	-	-	265.3	1	0.21
PEL	-	-	-	815.45	2	0.65
Total	2447415.54	142	100	125175.50	159	100

3.4 Province wise Production of Crude Oil and Natural Gas August, 2016

Province	Crude Oil (US Barrel)	Number of Oil Fields	% Share in Total Production	Natural Gas (MCFt)	Number of Gas Fields	% Share in Total Production
Punjab	492900	26	20.1	3693.1	23	3.0
Sindh	716431	105	29.3	82081.7	124	65.6
KPK	1235653	8	50.5	11101.6	8	8.9
Balochistan	2432	3	0.1	28299.1	5	22.6
Total	2447415.54	142	100.0	125175.50	160	100.0

Source: Directorate General of Petroleum concession
M/o. Petroleum & Natural Resources Islamabad.

3.5 Production of Crude Oil, Natural Gas and Electricity

Year / Month	Crude Oil (000 Barrels)	Natural Gas (MCFT)	Total (Elec. Gen. Mn.Kwh)	Hydel	Thermal	Renewable	Nuclear
2011-12	24573	1558960	67272	28431	53571	----	5270
2012-13	27841	1505839	86190	29687	51950	----	4553
2013-14	31585	1493686	101524	31698	64924	----	4902
2014-15	34490	1465758	100318	32286	62415	802**	5617
2015-16	31652	1481551	106658*	33890	68025	141	4602
2015 Jul	2561	129332	10664*	4353	6020	34	257
Sep	2602	124675	9932*	4112	5571	26	223
Oct	2724	124743	8287*	2467	5553	19	248
Nov	2699	122489	6696*	2266	4141	18	271
Dec	2789	126568	7358*	1755	5315	28	260
2016 Jan	2706	125672	7564*	837	6367	28	332
Feb	2532	113447	7134*	2166	4461	34	473
Mar	2677	119259	7487*	1815	5147	18	507
Apr	2555	119547	8842*	2350	5962	23	507
May	2575	124306	11201*	3550	7145	34	506
Jun	2500	122494	11872*	3721	7641	23	511
Jul	2525	124446.76	10645*	3938	6183	19	524
Aug	2447	125175.5	10292*	4240	5537	18	515

*= Provisional

**= Figure taken from Hydrocarbon Development Institute of Pakistan

Source i) Directorate General of Petroleum concession
M/O Petroleum & Natural Resources Islamabad
ii) Electricity Generating Establishments

3.6 Mineral Production

(Thousand Tonnes)

Year / Month	Arg Clay	Coal	Gypsum	Lime Stone	Marble	Rock Salt	Silica Sand	
2011-12	4562	3179	1260	35016	1751	2136	270	
2012-13	4513	2813	1250	38932	2360	2160	356	
2013-14	4935	3311	1322	36463	2591	2220	268	
2014-15	5097	3407	1417	39819	2462	2136	269	
2015-16	5327	3749	1872	48287	4748	3553	396	
2015	Aug	449	237	137	3189	318	309	35
	Sep	481	269	177	3836	295	304	32
	Oct	442	299	155	4011	292	278	37
	Nov	499	201	165	3809	397	295	34
	Dec	444	288	178	4418	394	263	36
2016	Jan	360	436	147	3864	500	303	32
	Feb	401	312	159	3974	582	328	36
	Mar	605	368	172	4705	474	307	30
	Apr	535	369	131	4582	460	245	28
	May	462	419	140	4205	499	323	44
	Jun	347	335	153	3386	346	292	31
	Jul*	380	209	160	3291	142	309	32
	Aug*	449	234	190	3313	369	311	28

* = Provisional

Contd.

3.6 Mineral Production

(Tonnes)

Year / Month	Barytes	Bauxite	Bentonite	Calcite	Chalk	China Clay	Copper Ore	Copper Blister	Chromite	Dolomite	Emerald (Unit: Gram)	Feldspar	Fire Clay	
2011-12	48510	30223	16520	170	2749	21555	-	17931	179203	198392	236	53235	408187	
2012-13	118471	25288	26077	550	810	22917	-	12285	136443	335819	695	38218	454645	
2013-14	132433	31156	40650	436	1005	16191	500	6538	83447	592918	906	81858	458037	
2014-15	204735	24689	22703	1694	515	18956	149	282161	100516	223117	2530	38568	405565	
2015-16	157858	57024	41506	1610	231	21683	0	2389	69333	716611	3105	316289	550977	
2015	Aug	3665	3019	2461	56	60	3383	0	0	5127	27729	350	22459	53471
	Sep	1230	1076	2903	70	0	2077	0	0	6086	23641	227	19833	40893
	Oct	22529	1225	13862	42	0	1054	0	0	9632	37895	261	16955	37189
	Nov	16138	2713	1358	98	0	1527	0	0	10454	73280	322	17791	42638
	Dec	24942	7596	2531	112	81	1539	0	0	9440	29184	339	34637	37471
2016	Jan	28053	6062	2575	140	0	1886	0	0	3706	68075	320	34697	41447
	Feb	17263	4743	2299	154	0	1682	0	0	2761	90732	295	31891	34871
	Mar	16596	4741	2445	112	50	1545	0	0	4178	70301	217	26511	48568
	Apr	6567	8476	2409	168	0	1298	0	0	3764	84872	230	25393	61808
	May	10818	7664	3134	154	0	2397	0	0	4828	97741	196	41000	52362
	Jun	8454	7359	2282	224	0	2575	0	0	4400	26779	223	32570	53802
	Jul*	2939	9284	1946	84	0	3290	0	2389	5356	34872	0	10250	39176
	Aug*	3695	2569	2311	168	60	3411	0	0	7428	30393	134	9892	53497

* = Provisional

Contd.

3.6 Mineral Production

(Tonnes)

Year	Month	Flourite	Fullers Earth	Iron ore	Laterite	Magnesite	Magnese	Ocher	Ord Sand/Bajri Sand	Ordinary Stone	Quartz crystal, (Quartz+Q uartzite)	Soap Stone	Sulphur
2011-12		6859	6906	384893	293625	5444	345	42107	-	6540	41355	55515	25560
2012-13		13344	4259	408604	328067	6705	290	37769	2141	4890	67107	93214	20610
2013-14		7500	6397	192749	380166	3770	3945	32634	3500	2895	92267	72234	35672
2014-15		5917	8005	328915	392347	4611	4790	33909	2490	2155	38037	100724	19730
2015-16		9494	13740	432156	715668	35228	70	68352	16068	630	90408	125330	14869
2015	Aug	290	523	17416	66634	3914	112	3002	0	300	8336	8563	840
	Sep	1180	2171	25757	49643	4955	0	4285	0	80	9183	9413	1100
	Oct	1972	498	141766	61156	5275	0	10260	0	0	6931	9659	327
	Nov	1032	1177	34923	51601	5629	0	7053	3205	0	2849	11361	623
	Dec	830	656	37849	89473	3010	0	2709	3305	0	9405	13712	1532
2016	Jan	1375	948	34660	84768	2672	0	2360	0	0	9029	12856	1555
	Feb	1226	1433	40617	69148	1366	70	6827	0	0	8454	14020	1459
	Mar	524	1811	36575	45229	2690	0	5854	0	0	8347	8349	1165
	Apr	497	1345	41091	41184	2229	0	5626	0	0	9401	11634	1072
	May	240	1394	40838	60733	1468	0	10313	4779	0	9665	11037	1754
	Jun	178	1531	38460	67576	1844	0	8157	4779	0	5614	5044	2371
	Jul*	85	1918	28824	81230	46	66	11005	3781	250	5543	7710	2311
	Aug*	53	432	17416	38734	3914	93	3002	0	300	10016	11805	1113

* = Provisional

Source: Provincial Directorates of Mines & Minerals Punjab, Sindh, KPK, Balochistan & FATA.

4. HEALTH

4.1(a) Monthly Immunization Coverage Number of doses administered (0-11 months)children during 2016

Month(s)	BCG	OPV-0	OPV-1	OPV-2	OPV-3	IPV
Jan	502176	421923	482507	444166	435668	318011
Feb	501766	413988	493864	461716	444755	325668
Mar	477669	395338	514010	483116	468293	135388
Apr	434759	345506	487500	469752	458076	383000
May	477845	383307	463197	454765	448184	384468
Jun	485199	406100	459171	437573	440649	323577
Jul	517983	417244	452952	420047	417139	139067
Aug	584477	480317	514808	454009	439116	397844
Sep						
Oct						
Nov						
Dec						
Total	3981874	3263723	3868009	3625144	3551880	2407023

Contd.

4.1(a) Monthly Immunization Coverage
Number of doses administered (0-11 months)children during 2016

Month(s)	Pentava- lent-1	Pentava- lent-2	Pentava- lent-3	Pneumo-1	Pneumo-2	Pneumo-3	Measles-1
Jan	482382	446002	435745	479952	444436	433313	427483
Feb	495984	461544	444500	496368	460891	444380	427130
Mar	510722	483235	467957	512934	483067	468566	461428
Apr	486576	468801	457099	480384	469024	458212	478804
May	463155	454014	448476	458927	452398	447285	470102
Jun	453709	432442	434784	449504	430426	445263	455854
Jul	452709	419762	417886	452529	419182	415925	439865
Aug	514502	453716	438945	511882	452229	438879	497877
Sep							
Oct							
Nov							
Dec							
Total	3859739	3619516	3545392	3842480	3611653	3551823	3658543

Source : National Institute of Health, Islamabad.

4.1(b) Monthly Immunization Coverage
Number of doses administered (12-23 Months) children during 2016

Month	BCG	OPV-1	OPV-2	OPV-3	Pentava- lent-1	Pentava- lent-2	Pentava- lent-3	Pneumo-1	Pneumo-2	Pneumo- 3	Measles-2
Jan	291	21	24	35	21	24	35	3	0	0	350935
Feb	874	734	569	678	734	569	731	6	4	3	370272
Mar	96	1617	1133	1100	1596	1118	1088	2	2	2	402196
Apr	77	971	859	988	971	859	988	2	6	6	405756
May	32	927	748	747	927	748	747	0	2	6	334602
Jun	157	553	522	463	554	522	463	0	2	3	380459
Jul	182	984	522	376	981	522	376	42	4	0	355639
Aug	558	1146	813	712	1146	813	712	0	0	0	411009
Sep											
Oct											
Nov											
Dec											
Total	2267	6953	9220	5099	6930	12029	5140	55	5195	20	3010868

BCG = Bacillus of Chalmette and Guerin
 OPV = Oral Polio Vaccine

Source : National Institute of Health, Islamabad.

**4.1(c) Monthly Immunization Coverage
Number of TT doses administered to women during 2016**

MONTH	Pregnant Women					Childbearing age women				
	TT1	TT2	TT3	TT4	TT5	TT1	TT2	TT3	TT4	TT5
Jan	359337	308399	30488	8007	4193	17768	12649	8592	2335	1118
Feb	369976	309473	29053	7521	5152	30247	21205	13193	4435	1702
Mar	395273	332035	31001	8270	4688	20380	14121	9446	2959	1385
Apr	403705	331730	32830	8548	5244	21852	14759	10140	2754	1409
May	392876	337203	31296	9544	5226	13024	10499	4658	1792	1031
Jun	371455	327327	36481	8451	4411	9038	7233	3428	1477	875
Jul	362664	315602	32652	7639	4379	54270	39893	12650	3889	1898
Aug	413343	337881	35849	8032	5414	74865	49468	14778	4340	2218
Sep										
Oct										
Nov										
Dec										
Total	3068629	2599650	5668279	66012	38707	104719	169827	76885	246712	11636

TT = Tetanus Toxiod

Source : National Institute of Health, Islamabad.

4.2 Monthly Report on HIV Treatment Centres August, 2016

S. No	Centre Name	Male		Female		Children		Transgender		Total	Total on ART
		Total	On ART	Total	On ART	Total	On ART	Total	On ART		
Federal											
1	PIMS, Islamabad	2024	961	381	268	44	45	7	5	2456	1279
2	CMH, Rawalpindi	23	23	0	0	0	0	0	0	23	23
Punjab											
3	Mayo Hospital, Lahore	723	392	84	60	6	1	26	6	839	459
4	Services Hospital, Lahore	333	235	130	104	32	8	0	0	495	347
5	Peaditric Unit, Services Hospital, Lahore	0	0	0	0	263	168	0	0	263	168
6	Shaukat Khanum Hospital, Lahore	274	249	182	156	17	1	0	0	473	406
7	Jinnah Hospital, Lahore	1145	666	250	161	0	0	48	29	1443	856
8	DHQ Hospital, Sargodha	521	180	56	29	12	4	0	0	589	213
9	DHQ Hospital, D.G Khan	1576	1232	337	256	53	55	4	3	1970	1546
10	Allied Hospital, Faisalabad	1059	854	102	92	0	0	1	1	1162	947
11	Aziz Bhatti Hospital, Gujrat	688	452	219	235	0	0	0	0	907	687
Sindh											
12	Civil Hospital, Karachi	3717	1619	314	224	27	0	57	23	4115	1866
13	Peaditric Unit, Civil Hospital, Karachi	0	0	0	0	99	59		0	99	59
14	Indus Hospital, Karachi	470	255	99	59	0	0	7	5	576	319
15	Aga Khan Hospital, Karachi	0	0	0	0	45	34	0	0	45	34
16	Chanka Medical College Hospital, Larkana	996	762	228	193	16	4	29	23	1269	982
Khyber Pakhtunkhwa											
17	Hayatabad Medical Complex, Peshawar	1681	1218	512	395	85	44	4	4	2282	1661
18	KDA Hospital, Kohat	208	147	99	81	15	10	0	0	322	238
Balochistan											
19	Bolan Medical Complex, Quetta	303	193	67	53	10	9	3	0	383	255
20	ART Centre, Turbat	169	89	25	18	8	3	0	0	202	110
Total		15910	9527	3085	2384	732	445	186	99	19913	12455

Source:- National Aids Control Programme, NIH, Islamabad.

4.3(a) Registered Veterinary Medical Practitioners with PVMC- 2016

RVMP Registration for the year of 2016	Male	Female	D.V.M	M.Sc	M.Phil	Ph.D	Total
Jan	58	10	68	Nil	Nil	Nil	68
Feb	98	10	107	Nil	Nil	1	108
Mar	100	10	110	Nil	Nil	Nil	110
Apr	30	3	32	1	Nil	Nil	33
May	61	5	66	Nil	Nil	Nil	66
Jun	34	2	36	Nil	Nil	Nil	36
Jul	10	2	12	Nil	Nil	Nil	12
Aug	203	41	244	Nil	Nil	Nil	244
Sep							
Oct							
Nov							
Dec							
Total	594	83	675	1	Nil	1	677

Total RVMP Registered since 1st January 2016 to 30th June 2016=421
Total RVMP Registered since 30th May 2000 to 30th June 2016= 10543

Source:- Pakistan Veterinary Medical Council, Islamabad.

4.3(b) Registered Animal Husbandry Graduate With PVMC- 2016

RVMP Registration for the year of 2016	Male	Female	B.Sc. (Hons) A.H	M.Sc.	Ph.D	Total
Jan	Nil	Nil	Nil	Nil	Nil	Nil
Feb	Nil	Nil	Nil	Nil	Nil	Nil
Mar	Nil	Nil	Nil	Nil	Nil	Nil
Apr	Nil	Nil	Nil	Nil	Nil	Nil
May	Nil	Nil	Nil	Nil	Nil	Nil
Jun	Nil	Nil	Nil	Nil	Nil	Nil
Jul	Nil	Nil	Nil	Nil	Nil	Nil
Aug	Nil	Nil	Nil	Nil	Nil	Nil
Sep						
Oct						
Nov						
Dec						
Total	Nil	Nil	Nil	Nil	Nil	Nil

Total RAHG Registered since 1st January 2016 to 29th February 2016=Nil
 Total RAHG Registered since 30th May 2000 29th February 2016= 486

Source:- Pakistan Veterinary Medical Council, Islamabad.

4.4 Tuberculosis Report (FTI) (Apr-Jun, 2016)

Provinces/Regions	TB Cases NSS+	CDR SS+**	TB All Types			CDR Total	% Treatment Success Rate* (TSR)
			Male	Female	Total		
Punjab	23289	66	31472	30507	61979	93	NA
Sindh	8812	55	10149	9815	19964	66	NA
K.P.K	3912	43	6055	6484	12539	73	NA
Balochistan	1019	29	1198	1470	2668	40	NA
F.A.T.A	372	24	588	630	1218	41	NA
Gilgit Baltistan	86	19	336	486	822	94	NA
AJK	567	30	825	839	1664	46	NA
ICT	154	37	423	324	747	95	NA
Pakistan	38211	56	51046	50555	101601	79	NA

CDR : Case Deduction Rate
SS+ Sputum Smear Positive

Source: National TB Control Programme NIH, Islamabad.

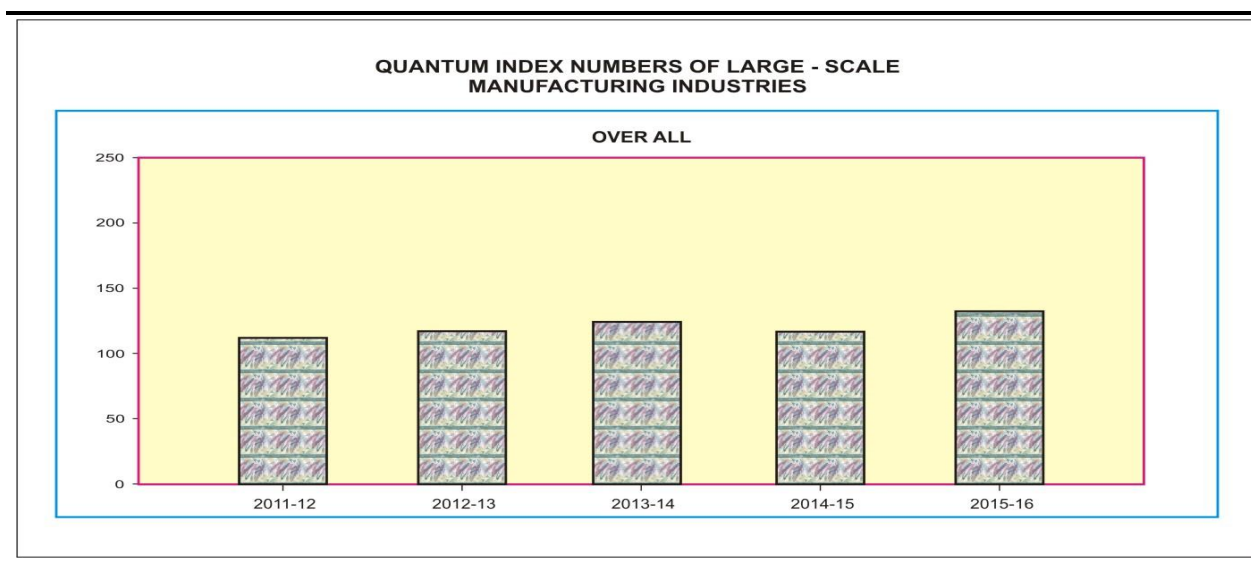
* Available One Year Lag

** Based on revised WHO estimates.

5. MANUFACTURING

5.1 Quantum Index Numbers of Large-Scale Manufacturing Industries

Year/month	Manufacturing (Over all)	Selected Items						
		Vegetable Ghee	Tea Blended	Cigarettes	Cotton Yarn	Cotton Cloth	Jute Goods	Paper & Board
(2005-06=100)								
2011-12	112.44	95.76	118.91	96.60	116.03	113.23	90.03	116.64
2012-13	117.35	98.88	141.83	105.05	120.16	113.86	98.39	135.35
2013-14	123.68	102.92	160.00	100.54	130.52	114.64	97.34	150.82
2014-15	117.04	102.75	184.39	97.71	131.94	114.73	90.32	150.24
2015-16	132.00	107.47	217.64	83.45	131.94	114.98	52.99	134.38
2015 Aug	123.88	108.31	207.58	100.75	133.58	115.51	81.67	148.32
Sep	122.35	104.36	200.28	83.35	133.92	115.38	67.23	136.55
Oct	124.32	109.49	213.53	75.23	134.15	115.44	70.53	147.61
Nov	123.69	105.39	232.75	72.93	133.89	114.85	69.39	127.76
Dec	140.65	109.28	237.15	69.36	133.92	114.98	61.24	112.40
2016 Jan	153.45	110.29	243.23	116.75	133.99	115.05	44.85	146.61
Feb	145.03	106.45	231.23	109.34	132.50	114.32	35.19	152.12
Mar	156.38	109.50	229.09	113.34	133.21	114.85	30.79	147.92
Apr	130.00	107.66	204.66	124.98	133.89	114.58	39.79	144.43
May	125.89	106.05	207.51	68.37	134.11	115.05	38.44	120.22
Jun	122.59	107.70	201.02	5.54	133.92	114.18	36.31	139.72
Jul	118.97	103.48	220.28	33.17	134.12	115.58	30.77	118.30
Aug	125.76	106.08	228.21	63.60	133.98	115.71	36.10	121.32



Contd.

5.1 Quantum Index Numbers of Large-Scale Manufacturing Industries

Year/month	Selected Items					
	Cement	Auto Mobile	Fertilizers			
			Nit Fertilizer	Phos Fertilizer	Total	
(2005-2006=100)						
2011-12	159.22	107.31	93.91	121.21	96.37	
2012-13	167.29	93.54	88.40	133.94	92.49	
2013-14	169.24	91.15	104.81	137.52	107.75	
2014-15	173.37	112.59	108.90	150.60	112.66	
2015-16	190.92	130.74	125.14	159.37	128.22	
2015	Aug	177.44	141.81	123.63	182.68	128.95
	Sep	183.58	127.46	120.87	169.45	125.24
	Oct	171.82	133.84	133.38	179.99	137.57
	Nov	204.40	134.00	125.39	162.70	128.75
	Dec	202.78	126.98	125.59	170.03	129.59
2016	Jan	191.86	143.11	118.53	99.45	116.81
	Feb	195.09	113.47	118.95	153.51	122.06
	Mar	211.05	133.79	128.32	154.88	130.71
	Apr	210.67	138.47	127.71	154.41	130.11
	May	212.09	139.20	119.95	159.46	123.51
	Jun	193.34	122.65	131.13	152.66	133.06
	Jul	153.85	115.72	131.54	153.47	133.52
	Aug	204.27	150.36	133.95	180.68	138.15

Source:- Ministry of industries.

Source: (i) Provincial Bureaus of Statistics
(ii) M/o. Industries & Production

5.2 Production of Manufacturing Items

Year / Month	Vegetable Ghee (i)		Sugar (i)		Tea Blended (ii)		
	No. of reporting factories	Production (Tonnes)	No. of reporting factories	Production (Tonnes)	No. of reporting factories	Production (Tonnes)	
2011-12	87	1102861	78	4634093	5	75628	
2012-13	87	1138754	78	5073501	5	90201	
2013-14	87	1185215	78	5582353	5	101758	
2014-15	87	1184760	78	5149776	5	117270	
2015-16	87	1237655	78	5114899	5	138422	
2015	Aug	94	103947	84	0	10	11002
	Sep	94	100153	84	0	10	10615
	Oct	94	105079	84	0	10	12271
	Nov	94	101141	84	8148	10	12326
	Dec	94	104879	84	916583	10	12569
2016	Jan	94	105848	84	1441722	10	12891
	Feb	94	102164	84	1157607	10	12255
	Mar	94	105083	84	1425593	10	12142
	Apr	94	103322	84	132455	10	10847
	May	94	101777	84	32791	10	10998
	Jun	94	101359	84	0	10	10654
	Jul	94	99307	84	0	10	11675
	Aug	94	101807	84	0	10	12095

Contd.

5.2 Production of Manufacturing Items

Year/month	Beverages (i)		Cigarettes (ii)		
	No. of reporting factories	Production (000 litres)	No. of reporting factories	Production (Million Nos.)	
2011-12	53	1491978	14	65403	
2012-13	53	2078683	14	67377	
2013-14	53	2551646	14	64482	
2014-15	48	2955748	7	62667	
2015-16	48	2790576	7	53522	
2015	Aug	48	289213	7	5385
	Sep	48	297891	7	4455
	Oct	48	269117	7	4021
	Nov	48	184941	7	3898
	Dec	48	159004	7	3707
2016	Jan	48	163224	7	6240
	Feb	48	208576	7	5844
	Mar	48	262459	7	6058
	Apr	48	307707	7	6680
	May	48	338240	7	3654
	Jun	48	3326184	7	296
	Jul	48	365984	7	1773
	Aug	48	384295	7	6699

* In the new base 2005-06 Beverages has been replaced by soft drinks, juices, syrups and squashes and liquors.

Source: (i) Provincial Bureaus of Statistics
(ii) M/o. Industries & Production

Contd.

5.2 Production of Manufacturing Items

Year/Month	No. of reporting factories	Cotton Textiles (Mills sector)												
		Capacity installed			Capacity worked			Spindle hours worked (Mn. No.)	Looms hours worked (Mn.No.)	Rotors hours worked (Mn.No.)	Consumption of Raw Cotton (Tonnes)	Total Yarn Production (Tonnes)	Surplus Yarn (Tonnes)	Total Production of Cloth(000) (Sq.m)
		No. of Spindles (000)	No. of Looms (000)	No. of Rotors (000)	No. of Spindles (000)	No. of Looms (000)	No. of Rotors (000)							
2011-12	433	11762392	7170	196514	10660925	4900	138775	6401.01	2	40	2964350	2954630	2857.29	1023350
2012-13	447	11945958	7723	213892	10871886	4899	150034	6425.1	2	41	-	3059976	2960.87	1029090
2013-14	411	13184340	7934	185387	10998890	5890	125420	6601.98	2	41	-	3323655	3222.13	1036100
2014-15	411	13184340	7934	185387	11057945	5234	113323	6559.47	2	41	-	3359978	3358.35	1036950
2015-16	411	13409420	8188	187259	11263025	5488	115041	6266	2	46	-	3397339	3301.64	1039183
2015 Aug	411	13184340	7934	185387	9897873	4785	103179	6384	2	41	-	283479	274.79	87000
Sep	411	13184340	7934	185387	9893706	4755	104647	6381	2	41	-	284185	275.5	86900
Oct	411	13184340	7934	185387	10001567	4826	108009	6451	2	41	-	284685	276	86950
Nov	411	13184340	7934	185387	10085159	4910	108230	6504	2	41	-	284135	275.45	86500
Dec	411	13184340	7934	185387	10169735	4940	108221	6559	2	41	-	284185	275.5	86600
2016 Jan	411	13184340	7934	185387	10171194	4914	106054	6560	2	40	-	284335	275.65	86650
Feb	411	13184340	7934	185387	10185399	4905	106493	6569	2	40	-	281185	272.5	86100
Mar	411	13184340	7934	185387	10232372	5143	109180	6599	2	41	-	282685	274	86500
Apr	411	13184340	7934	185387	10521694	5248	111522	6786	2	42	-	284135	275	86300
May	411	13409420	8188	187259	10673326	5421	113645	5627	2	45	-	284585	275	86650
Jun	411	13409420	8188	187259	11263025	5488	115041	6266	2	46	-	284185	276	86000
Jul	411	13409420	8188	187259	11263025	5488	115041	6266	2	46	-	284623	276	87050
Aug	411	13409420	8188	187259	11263025	5488	115041	6266	2	46	-	284315	274	87150

Source: Textile Commissioner Organization Karachi

Contd.

5.2 Production of Manufacturing Items

Year / Month	Cotton Cloth (Mills Sector) (Thousand square metres)															Grand Total
	Fine					Medium					Coarse					
	Grey	Blea-ched	Dyed & Printed	Blend-ed	Total	Grey	Blea-ched	Dyed & Printed	Blend-ed	Total	Grey	Blea-ched	Dyed & Printed	Blend-ed	Total	
2011-12	332778	34566	80544	43324	491212	115062	51629	180058	4842	351591	116798	21582	37534	5542	181456	1024259
2012-13	330442	41820	85695	40890	498847	119658	53870	173116	4551	351195	115010	34699	23524	5815	179048	1029090
2013-14	331866	42582	88206	41322	503976	122718	55810	172038	6834	357400	116574	30150	18442	9558	174724	1036100
2014-15	331986	42702	88326	41442	504456	122838	55834	172146	7266	358084	116706	29154	18058	10492	174410	1036950
2015-16	330299	42661	89152	39786	501898	119252	53055	169712	6827	348846	119286	33650	22722	12781	188439	1039183
2015 Aug	27714	3607	7409	3502	42232	10285	4705	14389	654	30033	9774	2479	1556	926	14735	87000
Sep	27706	3599	7401	3494	42200	10277	4697	14381	646	33301	9766	2471	1548	922	14707	86908
Oct	27710	3603	7405	3498	42216	10285	4701	14385	650	30021	9770	2475	1552	926	14723	86960
Nov	27672	3565	7367	3460	42064	10247	4663	14347	612	29869	9732	2433	1514	888	14567	86500
Dec	27678	3577	7379	3472	42106	10262	4669	14353	618	29902	9739	2439	1520	894	14592	86600
2016 Jan	27681	3580	7382	3475	42118	10265	4672	14356	621	29914	9752	2442	1523	901	14618	86650
Feb	27634	3533	7335	3428	41930	10218	4625	14309	574	29726	9705	2409	1476	854	14444	86100
Mar	27734	3613	7369	3480	42196	10263	4647	14351	596	29857	9715	2419	1486	827	14447	86500
Apr	27751	3596	7352	3463	42162	10246	4625	14328	579	29778	9698	2397	1465	800	14360	86300
May	27785	3603	7386	3482	42256	10278	4669	14345	589	29881	9725	2431	1506	851	14513	86650
Jun	27718	3556	7294	3440	42008	10181	4618	14280	557	29636	9668	2404	1465	819	14356	86000
Jul	27885	3598	7392	3494	42369	10299	4666	14482	620	30067	9761	2444	1517	892	14614	87050
Aug	27952	3599	7431	3477	4259	10293	4659	14494	632	30078	9780	2437	1526	870	14613	87150

Source: Textile Commissioner's Organization, Karachi.

Contd.

5.2 Production of Manufacturing Items

Year / month	No. of reporting factories	Jute Textiles								
		Capacity installed		Capacity worked		Production (Tonnes)				Raw Jute consumed (Bales)
		No. of Spindles	No. of Looms	No. of Spindles	No. of Looms	Total	Hessian	Sacking	Others	
2011-12	8	36172	1851	25085	972	94087	15960	67138	10989	44661
2012-13	10	36392	1755	23759	974	102820	12748	77188	12884	57118
2013-14	10	24200	1091	20185	880	101722	15142	71339	15241	41582
2014-15	10	24544	1092	20607	847	94392	13126	64840	16426	40107
2015-16	10	24272	1134	8186	569	55377	13473	30027	11877	33205
2015 Aug	10	24272	1108	21535	866	7112	1408	4509	1195	32676
Sep	10	24272	1108	22661	892	5855	1073	3713	1069	32676
Oct	10	24272	1108	20521	800	6142	1285	3331	1526	37681
Nov	10	24272	1108	20205	799	6043	1248	3296	1499	37185
Dec	10	24272	1134	20202	816	5333	1383	2829	1121	37158
2016 Jan	10	24272	1134	19699	825	3906	1381	1646	879	24946
Feb	10	24272	1134	12440	601	3065	1162	1351	552	16715
Mar	10	24272	1134	12976	568	2681	981	1064	636	36087
Apr	10	24272	1134	7415	534	3465	760	1535	1170	35243
May	10	24272	1134	7564	523	3348	770	1858	720	38267
Jun	10	24272	1134	8186	569	3162	971	1539	652	33205
Jul	10	24272	1134	7871	520	2680	771	1354	555	41224
Aug	10	24272	1134	7411	509	3144	977	1308	859	35874

Source: Pakistan Jute Mills Association, Lahore.

Contd.

5.2 Production of Manufacturing Items

Year/month	Paper		Paper Board		
	No. of reporting factories	Production (Tonnes)	No. of reporting factories	Production (Tonnes)	
2011-12	19	246342	12	283025	
2012-13	19	232361	12	381938	
2013-14	19	218655	12	465845	
2014-15	36	203994	21	415657	
2015-16	36	232982	21	376874	
2015	Aug	36	22269	21	33826
	Sep	36	19002	21	32642
	Oct	36	21161	21	34667
	Nov	36	17462	21	30859
	Dec	36	19698	21	22811
2016	Jan	36	18074	21	37374
	Feb	36	22046	21	35486
	Mar	36	19361	21	36581
	Apr	36	22019	21	32605
	May	36	18120	21	27346
	Jun	36	19777	21	33065
	Jul	36	16203	21	28539
	Aug	36	15343	21	30448

5.2 Production of Manufacturing Items

Year / month	Chemicals (Tonnes)					
	No. of reporting factories	Soda Ash (i)	Caustic Soda (i)	Sulphuric Acid (ii)	Chlorine Gas (ii)	
2011-12	2	370743	179097	100403	15770	
2012-13	2	409148	167465	85348	14960	
2013-14	2	437106	183952	70229	17355	
2014-15	2	469507	225250	75031	16560	
2015-16	2	36553	20356	10680	1381	
2015	Aug	2	36553	20356	10680	1381
	Sep	2	37488	18968	11726	1402
	Oct	2	39541	17631	6004	1427
	Nov	2	40898	18118	6117	1421
	Dec	2	42260	14014	5767	1418
2016	Jan	2	40618	16390	4982	1364
	Feb	2	31354	15248	4728	1350
	Mar	2	38098	19890	5059	1338
	Apr	2	40742	21044	5092	1216
	May	2	41927	22988	5006	1464
	Jun	2	40234	19250	4917	1490
	Jul	2	38962	16490	4381	1287
	Aug	2	40376	15117	5708	1287

5.2 Production of Manufacturing Items

Year/ month	Chemical Fertilizers (Tonnes) (i)						Paints & Varnishes Solid(ii)		Paints & Varnishes Liquid (ii)	
	No. of reporting factories	Urea	Super Phosphate	Ammonium Nitrate	Nitro Phosphate	DI.Amm. Phosphate	No. of reporting factories	Production (Tonnes)	No. of reporting factories	Production (000 Ltrs.)
2011-12	11	4470662	114727	432290	337624	622649	-	23026	-	38371
2012-13	11	4215088	79304	401270	291922	729917	22	28048	20	40528
2013-14	11	4930283	87754	519104	447168	693142	22	37236	20	43077
2014-15	11	5073083	63583	569182	501901	754853	22	48631	20	54028
2015-16	11	5846881	69484	647351	594633	787578	22	53531	20	56446
2015 Aug	14	467534	5322	62107	65076	72436	22	4526	20	4817
Sep	14	461709	7819	58728	59165	67549	22	4527	20	4747
Oct	14	506885	7281	66803	61677	69942	22	4323	20	4847
Nov	14	498904	7712	45114	33691	71054	22	4628	20	4851
Dec	14	469338	3218	72452	65810	65323	22	4055	20	4750
2016 Jan	14	444915	2928	70534	60717	30048	22	4510	20	4926
Feb	14	457990	9504	58519	49746	61555	22	4264	20	4759
Mar	14	516554	0	41068	36929	70855	22	4117	20	4497
Apr	14	515892	7192	38269	34901	68811	22	4572	20	4729
May	14	482567	7675	38834	36080	72143	22	4750	20	4495
Jun	14	528501	6041	39193	34159	66838	22	4862	20	4480
Jul	14	528371	5438	41867	37724	67320	22	4149	20	4282
Aug	14	511799	5636	64118	63945	71480	22	4399	20	4594

Source: (i) Provincial Bureau of Statistics.
(ii) M/o. Industries & Production.

Contd.

5.2 Production of Manufacturing Items

Year/Month	No. of Reporting Refineries	Petroleum Products (000 Ltrs.)											
		Jet Fuel	Kerosene	Motor Spirit	High Speed Diesel	Diesel Oil N.O.S.	Furnace Oil	Lubricating Oil	Jute Batching Oil	Solvent-Neptha	L.P.G.	Petroleum Products N.O.S.	Total Petroleum Products
2011-12	4	890346	156877	1687118	3828574	30230	2282991	234177	3526	923630	341611	264025	10643104
2012-13	4	936028	179871	2056737	4583975	40041	2777820	224823	3489	898671	420457	272492	12394404
2013-14	4	995514	175699	2171499	5088237	60893	3041178	224608	2789	1008195	380597	279584	13428792
2014-15	4	1032079	218450	2195500	5327291	56827	3121192	209475	2666	1382571	382403	296135	1422589
2015-16	4	1080694	183786	2215728	5235662	34949	3079585	233192	1758	1242104	441357	410817	14159638
2015 Aug	4	89442	23341	194340	451601	3959	262688	17677	266	114278	33458	36078	1227127
Sep	4	92197	13729	201743	484759	2673	284669	18455	124	107141	36241	40783	1282515
Oct	4	88841	9855	198946	454435	3628	304349	20081	219	105934	34386	37307	1257982
Nov	4	88147	12836	193232	433872	3036	249841	20455	123	97235	35582	36623	1172804
Dec	4	99518	16616	194290	464865	2717	288771	19738	163	103605	43794	34505	1268583
2016 Jan	4	89930	13699	151133	388182	3108	262127	21000	82	99283	38599	27148	1094291
Feb	4	87751	11947	162245	404480	1974	242229	19556	230	99512	38614	33319	1101856
Mar	4	101968	11544	179163	411239	2632	238961	17652	0	108985	40188	31282	1143615
Apr	4	96042	14523	177547	416174	990	214954	17459	191	105466	38208	34914	1116469
May	4	70225	14895	177155	396598	1566	220148	21426	169	48452	34581	39375	1060590
Jun	4	96825	15220	195946	468346	1923	239270	19011	67	107952	39350	35668	1219578
Jul	4	95771	8879	206863	466087	1520	290128	18784	134	88902	32079	22568	1231715
Aug	4	87984	14527	187747	446584	1966	249833	19028	192	282	38267	34188	1080593

Source:- Oil Companies Advisory Committee.

Contd.

5.2 Production of Manufacturing Items

Year/month	Manufacture/Assembly of Automobiles (Nos.) (i)							Bicycles (ii)		
	Cars	Jeeps (4x4)	Light commercial vehicles	Trucks	Buses	Motor Cycles	Tractors	No. of reporting factories	Production (Nos.)	
2011-12	154255	451	20929	2597	568	1649532	48152	5	262096	
2012-13	120332	1475	14517	1923	522	1675071	50871	5	232979	
2013-14	116281	1217	17477	2674	559	1728137	34524	5	203669	
2014-15	152524	1109	28189	4039	575	1777251	48883	3	210931	
2015-16	179944	773	35836	5666	1070	2071123	34914	3	198736	
2015	Aug	16802	130	3840	426	94	178748	2573	3	16020
	Sep	15337	75	3568	378	66	163144	2022	3	15419
	Oct	15615	54	3587	353	109	173803	2418	3	16002
	Nov	15879	69	3780	399	94	165881	2517	3	17039
	Dec	15887	44	3578	447	74	157921	813	3	16859
2016	Jan	17333	73	4313	505	70	183060	1418	3	16466
	Feb	11908	53	1722	583	95	163919	3124	3	16816
	Mar	15312	41	2071	526	82	175384	4336	3	17075
	Apr	15464	50	1989	538	120	181225	4673	3	16746
	May	15135	26	2114	587	128	184888	4735	3	17200
	Jun	12278	76	2204	601	76	187825	3564	3	17630
	Jul	12491	59	1990	512	115	169879	2067	3	14467
	Aug	16733	82	2798	686	139	208078	2717	3	14467

Source:- (i) Provincial Bureau of Statistics
(ii) M/o. Industries & Production

Contd.

5.2 Production of Manufacturing Items

Year/month	Steel Products (Tonnes) (i)						
	Coke	Pig iron	Billets	H.R. sheets/ strips/plates/ coils	C.R. sheets/ strips/plates/ coils	Galvanized sheets	
2011-12	192876	249135	1616403	180087	25910	0	
2012-13	203359	201489	1638501	136823	14885	0	
2013-14	31924	89433	2128300	57114	4131	0	
2014-15	275777	265478	2730992	127028	2848	0	
2015-16	57394	1509	3183258	0	0	0	
2015	Aug	13351	0	250000	0	0	0
	Sep	10028	0	230000	0	0	0
	Oct	11369	0	236000	0	0	0
	Nov	0	0	260000	0	0	0
	Dec	0	0	255000	0	0	0
2016	Jan	0	0	250000	0	0	0
	Feb	0	0	382000	0	0	0
	Mar	0	0	349000	0	0	0
	Apr	0	0	257000	0	0	0
	May	0	0	260000	0	0	0
	Jun	0	0	250000	0	0	0
	Jul	0	0	273000	0	0	0
	Aug	0	0	290000	0	0	0

5.2 Production of Manufacturing Items

Year/Month	Cycle Tyres (i)		Cycle Tubes (i)		Motor tyres (i)		Motor tubes (i)		Cement (ii)		
	No. of reporting factories	Production (000 Nos.)	No. of reporting factories	Production (000 Nos.)	No. of reporting factories	Production (000 Nos.)	No. of reporting factories	Production (000 Nos.)	No. of reporting factories	Production (000 MT)	
2011-12	10	3431	10	6846	8	7011	8	20338	23	29557	
2012-13	10	3429	10	7746	8	7864	8	20269	23	31055	
2013-14	10	4038	10	8061	8	8802	8	20825	23	31418	
2014-15	10	4633	10	8391	8	9058	8	22001	23	32185	
2015-16	10	4233	10	7282	8	9724	8	24528	23	35442	
2015	Aug	10	338	10	553	8	862	8	2119	23	2745
	Sep	10	338	10	573	8	856	8	2117	23	2840
	Oct	10	381	10	633	8	786	8	1985	23	2658
	Nov	10	378	10	630	8	807	8	2016	23	3104
	Dec	10	369	10	619	8	800	8	2014	23	3137
2016	Jan	10	372	10	630	8	812	8	2014	23	2968
	Feb	10	362	10	638	8	797	8	2016	23	3018
	Mar	10	347	10	638	8	799	8	2016	23	3265
	Apr	10	342	10	621	8	802	8	2015	23	3259
	May	10	330	10	609	8	831	8	2037	23	3281
	Jun	10	348	10	589	8	801	8	2111	23	2991
	Jul	10	315	10	562	8	821	8	2065	23	2380
	Aug	10	315	10	562	8	867	8	2074	23	3160

Source:(i) Provincial Bureaus^s of Statistics.
(ii) M/o. Industries & Production.

Contd.

5.2 Production of Manufacturing Items

Year/month	No. of Reporting Factories	Electric Bulbs (iii) Production (000 Nos.)	No. of Reporting Factories	Electric Tubes (iii) Production (000 Metres)	
2011-12	6	78981	2	1266	
2012-13	6	79743	0	0	
2013-14	6	75106	0	0	
2014-15	7	64623	0	0	
2015-16	7	68635	0	0	
2015	Aug	7	4823	0	0
	Sep	7	4646	0	0
	Oct	7	4498	0	0
	Nov	7	5257	0	0
	Dec	7	4673	0	0
2016	Jan	7	4575	0	0
	Feb	7	6055	0	0
	Mar	7	5361	0	0
	Apr	7	5341	0	0
	May	7	9563	0	0
	Jun	7	9263	0	0
	Jul	7	9161	0	0
	Aug	7	5869	0	0

Source: Provincial Bureaus of Statistics.

Contd.

5.2 Production of Manufacturing Items

Year/Month		Sewing Machines		Electric Motors		Electric Transformers		T.V. Sets	
		No. of reporting factories	Production (Nos.)	No. of reporting factories	Production (Nos.)	No. of reporting factories	Production (Nos.)	No. of reporting factories	Production (Nos.)
2011-12		8	39603	19	9126	7	23683	9	268801
2012-13		8	32876	19	7539	7	26411	9	462938
2013-14		8	19834	19	9906	7	12175	9	42600
2014-15		8	19272	19	9013	7	24993	9	428164
2015-16		8	13465	19	7377	7	31628	9	453205
2015	Aug	8	1279	19	737	7	1937	9	37261
	Sep	8	1098	19	485	7	2254	9	31905
	Oct	8	1379	19	665	7	2199	9	31754
	Nov	8	1313	19	705	7	2302	9	41137
	Dec	8	1575	19	676	7	3369	9	37852
2016	Jan	8	690	19	518	7	1842	9	41407
	Feb	8	638	19	592	7	2581	9	40074
	Mar	8	738	19	607	7	3244	9	39784
	Apr	8	646	19	559	7	3334	9	38770
	May	8	960	19	578	7	3276	9	40392
	Jun	8	880	19	560	7	2957	9	37807
	Jul	8	873	19	640	7	2947	9	34466
	Aug	8	573	19	640	7	2971	9	34649

Source: Provincial Bureaus of Statistics.

6. MONEY & CREDIT

6.1 Reserve Money

(Million Rupees)

Components	2011-12	2012-13	2013-14	2014-15	2015-16
A. Currency in Circulation	1673746	1,939,267	2177873	2554749	3333784
B. Cash in Tills	110055	110,867	139490	160299	229331
C. Other Deposits with SBP	8899	10,523	13147	15153	18756
D. Bank Deposits	396172	475,648	530746	413234	391760
Reserve Money (A+B+C+D)	2188872	2,536,305	2861256	3143436	3973631
Factor affecting Reserve Money (RM)					
A. Government Sector(1+2)	1727905	2235863	2432250	1958090	1430400
1. Budgetary Borrowings	1706008	2,212,823	2409794	1935691	1442243
2. Others	21897	23,040	22456	22399	-11843
B. Non-Govt. Sector (1+2+3)	284061	295,111	494563	397849	402348
1. Claims on Scheduled Banks (a+b+c+d+e)					
a. Agriculture Sector	288789	300,649	500041	403671	407364
b. Industrial Sector	52131	52,278	51923	52026	51758
c. Export Sector	42336	41,057	42833	39405	42321
d. Housing Sector	164768	177,756	160553	193124	204617
e. Others	--	--	--	--	--
	29554	29,557	244731	119116	108668
2. Claims on NBFIs	19187	18,537	18597	18252	19228
3. Special a/c debt Repayment	-23915	-24,075	-24075	-24075	-24244
C. Other Items (Net)	-211666	-128,620	-555023	58546	1107867
D. Net Domestic Assets (A+B+C)	1800300	2,402,354	2371790	2414485	2940615
E. Net Foreign Assets	388572	133,951	489467	728951	1033016
F. Reserve Money (D+E)	2188872	2,536,305	2861256	3143436	3973631

Contd.

6.1 Reserve Money

(Million Rupees)

Components	2015			
	Aug.	Sep.	Oct.	Nov.
A. Currency in Circulation	2702297	2970420	2864132	2888151
B. Cash in Tills	145992	164913	153566	153860
C. Other Deposits with SBP1	13696	13594	13567	13615
D. Bank Deposits	530203	335204	531694	526649
Reserve Money (A+B+C+D)	3392188	3484130	3562658	3582275
Factor Affecting Reserve Money (RM)				
A. Government Sector(1+2)	1779814	1610543	1614683	1593800
1. Budgetary Borrowings	1793385	1622508	1626689	1605888
2. Others	-13571	-11965	-12006	-12088
B. Non-Govt. Sector (1+2+3)	370347	380338	391345	391705
1. Claims on Scheduled Banks(a+b+c+d+e)	376689	386733	397821	397945
a. Agriculture Sector	52073	52030	51968	51965
b. Industrial Sector	34658	37137	36614	38053
c. Export Sector	173661	184426	196039	210062
d. Housing Sector	--	--	--	--
e. Others	116296	113140	113200	97865
2. Claims on NBFIs	17902	17848	17768	18005
3. Special a/c debt Repayment	-24244	-24244	-24244	-24244
C. Other Items (Net)	491000	619963	715348	752698
D. Net Domestic Assets (A+B+C)	2641161	2610844	2721376	2738204
E. Net Foreign Assets	751027	873286	841282	844072
F. Reserve Money (D+E)	3392188	3484130	3562658	3582275

Contd.

6.1 Reserve Money

(Million Rupees)

Components	2015	2016		
	Dec.	Jan.	Feb.	Mar.
A. Currency in Circulation	2880189	2943698	2987770	3012821
B. Cash in Tills	162846	157535	162250	163791
C. Other Deposits with SBP1	14543	15850	15801	15766
D. Bank Deposits	418754	525910	578729	383274
Reserve Money (A+B+C+D)	3476332	3642994	3744550	3575652
Factor Affecting Reserve Money (RM)				
A. Government Sector(1+2)	1480722	1557573	1452595	1384120
1. Budgetary Borrowings	1492849	1568140	1462767	1394284
2. Others	-12127	-10567	-10171	-10164
B. Non-Govt. Sector (1+2+3)	415632	419841	423351	417427
1. Claims on Scheduled Banks(a+b+c+d+e)	421729	426055	429415	422804
a. Agriculture Sector	51928	51832	51821	51787
b. Industrial Sector	37817	37551	37984	40086
c. Export Sector	229446	234133	224067	219107
d. Housing Sector	--	--	--	--
e. Others	102539	102539	115544	111824
2. Claims on NBFIs	18147	182029	18180	18867
3. Special a/c debt Repayment	-24244	-274244	-274244	-24244
C. Other Items (Net)	677884	799533	1004857	910268
D. Net Domestic Assets (A+B+C)	2574238	2776948	2880803	2711814
E. Net Foreign Assets	902094	866046	863747	863838
F. Reserve Money (D+E)	3476332	3642994	3744550	3575652

Contd.

6.1 Reserve Money

(Million Rupees)

Components	2016				
	Apr.	May	Jun. (r)	Jul. (p)	Aug. (p)
A. Currency in Circulation	3026690	3151855	3333784	3289255	3283592
B. Cash in Tills	157318	160532	229331	178536	162885
C. Other Deposits with SBP1	20138	18730	18756	19181	18979
D. Bank Deposits	573553	573782	391760	640208	617948
Reserve Money (A+B+C+D)	3777700	3904898	3973631	4127180	4083403
Factor Affecting Reserve Money (RM)					
A. Government Sector(1+2)	1780151	1548678	1430400	2198776	2133769
1. Budgetary Borrowings	1790483	1559032	1442243	2212879	2146126
2. Others	-10331	-10353	-11843	-14103	-12357
B. Non-Govt. Sector (1+2+3)	416472	403183	402348	407094	401523
1. Claims on Scheduled Banks(a+b+c+d+e)	422053	408502	407364	411360	405321
a. Agriculture Sector	51748	51748	51758	51646	51605
b. Industrial Sector	39801	40756	42321	44685	47995
c. Export Sector	218642	204099	204617	206361	197052
d. Housing Sector	--	--	--	--	--
e. Others	111862	111899	108668	108668	108668
2. Claims on NBFIs	18663	18925	19228	19978	20446
3. Special a/c debt Repayment	-24244	-24244	-24244	-24244	-24244
C. Other Items (Net)	745417	1019917	1107867	494491	513051
D. Net Domestic Assets (A+B+C)	2942041	2971779	2940615	3100361	3048343
E. Net Foreign Assets	835659	933119	1033016	1026819	1035061
F. Reserve Money (D+E)	3777700	3904898	3973631	4127180	4083403

Note: 1) Excluding IMP A/c Nos. 1,2 & SAF A/c loan, counterpart funds and deposits of foreign, government, Central Bank, international organizations and deposit money banks
2) Source agency has made some changes in table Monetary Statistics and renamed as Reserve Money
3) P = Provisional
4) r = revised

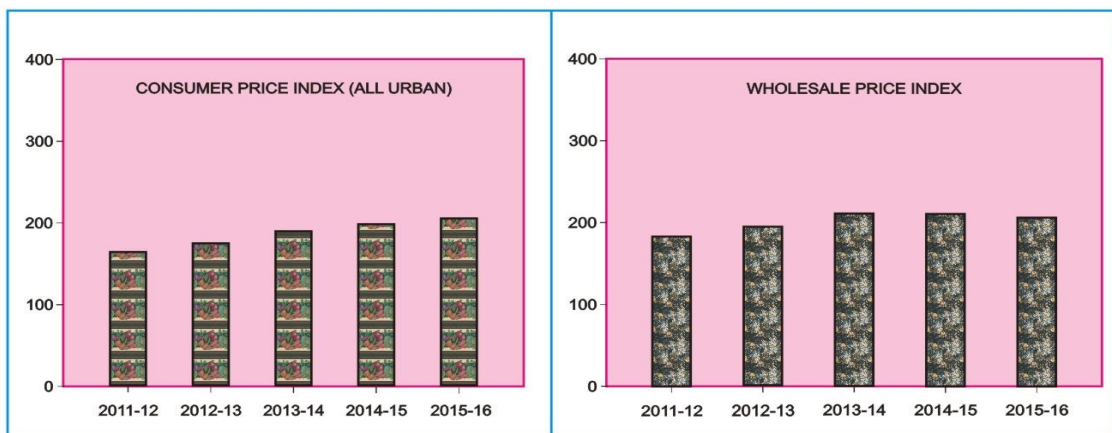
7. PRICE

7.1 Price Indices (General) with Percentage Change

Year / month	Consumer price index (all urban)		Wholesale Price Index	
	index	Annual/monthly rate of change (%)	index	Annual/monthly rate of change (%)
(2007-08 = 100)				
2011-12	162.57	11.01	181.29	10.42
2012-13	174.53	7.36	194.61	7.35
2013-14	189.58	8.62	210.48	8.15
2014-15	198.16	4.53	209.85	-0.30
2015-16	203.82	0.28	207.26	-0.20
2015 Aug	202.25	0.68	208.42	-0.93
Sep	202.04	-0.10	207.60	-0.46
Oct	203.03	0.49	208.69	0.53
Nov	204.22	0.59	204.22	-2.14
Dec	203.06	-0.60	207.37	-0.65
2016 Jan	203.49	0.20	206.27	-0.53
Feb	202.98	-0.30	205.05	-0.59
Mar	203.28	0.10	204.22	-0.40
Apr	206.43	1.50	206.87	1.30
May	205.99	-0.20	208.01	0.55
Jun	207.30	0.60	210.88	1.38
Jul	210.08	1.34	215.81	2.34
Aug	209.46	-0.30	215.75	-0.03

PRICE INDICES (GENERAL)

(2007-08=100)



7.2 Combined Sensitive Price Indicator (SPI) by Quantile

Year/Month	Quantile					
	Q.1	Q.2	Q.3	Q.4	Q.5	Q.6
(2007-08=100)						
2011 - 12	170.77	174.11	173.67	181.09	185.59	178.67
2012 - 13	184.04	190.29	189.05	190.39	190.78	189.61
2013 - 14	201.15	206.95	208.93	210.70	209.74	208.66
2014 - 15	204.66	210.75	213.79	215.40	212.95	212.61
2015 - 16	207.35	214.24	215.92	219.76	216.77	216.09
2015 Aug	205.65	211.92	215.53	217.42	214.77	214.33
Sep	206.58	213.25	215.45	219.00	215.80	215.23
Oct	209.02	216.02	216.72	220.94	217.31	217.02
Nov	211.11	218.16	218.97	223.31	219.81	219.37
Dec	209.62	216.87	217.86	222.48	219.50	218.60
2016 Jan	208.21	215.52	216.54	221.24	218.53	217.47
Feb	207.12	214.24	215.07	219.50	216.42	215.73
Mar	206.81	213.97	214.76	219.04	215.46	215.13
Apr	206.55	214.11	215.19	219.78	216.70	215.88
May	204.57	212.31	213.44	218.17	215.50	214.35
Jun	206.86	214.41	215.75	220.46	217.63	216.58
Jul	209.59	216.91	218.2	222.74	219.55	218.81
Aug	210.07	219.49	218.24	222.64	219.11	218.66

7.3 Combined Consumer Price Index Numbers by Commodity Groups

Year/ month	General	Food & Non - Alcoholic Beverages	Alcoholic Beverages Tobacco	Clothing & Footwear	Housing water, Elec, Gas Fuels	H.hold Equip & Repair, Maintai- nance	Health	Trans- port	Communi- cation	Recre- ation & Culture	Educa- tion	Restau- rants & Hotels	Miscellne- ous goods & services
(2007-08=100)													
2011-12	162.57	182.77	165.01	153.45	146.17	160.28	137.97	171.39	122.94	145.35	143.83	185.82	181.47
2012-13	174.53	195.05	191.02	175.58	151.34	179.87	156.56	186.43	126.16	169.07	156.69	203.63	199.49
2013-14	189.58	211.75	223.38	198.01	164.60	195.85	167.15	195.15	129.76	183.77	172.57	228.61	210.15
2014-15	198.16	217.32	269.93	213.82	174.93	208.68	176.19	187.22	130.09	190.29	196.40	244.58	221.13
2015-16	203.82	219.42	329.25	224.18	183.90	217.38	182.69	174.25	130.56	194.20	213.02	256.79	228.22
2015 Aug	202.25	220.51	309.90	220.27	180.31	214.22	179.01	178.02	130.36	193.03	209.23	250.26	223.88
Sep	202.04	219.41	309.97	220.68	181.10	214.88	179.51	175.60	130.36	193.41	209.22	251.29	224.64
Oct	203.03	220.40	309.96	221.89	182.62	215.49	179.67	175.80	130.36	193.55	209.25	253.30	225.79
Nov	204.22	223.17	312.26	222.75	182.66	215.78	180.59	177.09	130.39	193.66	209.25	254.36	225.02
Dec	203.06	218.28	334.67	223.65	182.69	216.78	180.83	177.69	130.56	193.66	209.31	255.77	226.28
2016 Jan	203.49	216.71	337.14	224.36	185.36	217.23	181.45	177.96	130.61	193.80	209.36	257.11	227.33
Feb	202.98	214.99	337.57	224.96	185.49	218.83	184.18	174.05	130.57	194.41	210.15	259.39	230.15
Mar	203.28	216.13	338.76	226.39	185.48	219.50	185.69	168.25	130.74	194.72	210.99	261.80	232.54
Apr	206.43	221.59	344.10	227.87	187.08	220.10	187.29	169.33	130.77	195.68	221.48	261.89	232.97
May	205.99	219.65	346.08	228.31	187.12	220.71	187.43	169.31	130.76	195.80	224.19	263.16	233.52
Jun	207.30	222.39	360.74	229.34	187.17	221.48	187.69	169.33	130.85	195.69	224.60	263.41	233.42
Jul	210.08	228.36	364.79	229.72	188.88	221.7	187.84	169.78	130.89	195.67	224.09	264.37	235.82
Aug	209.46	225.91	365.41	230.14	188.91	222.31	189.42	170.1	130.9	195.77	225.17	265.77	237.38

**7.4: Consumer Price Index Numbers by Major Groups
and Selected Commodities
(2007-2008=100)**

Item and Specification	Weight	Index Numbers			% Change in Aug., 2016 over		
		Aug., 2016	July, 2016	Aug., 2015	July, 2016	Aug., 2015	
<u>General</u>	100.0000	209.46	210.08	202.25	-	0.30 +	3.56
<u>Food and non-alcoholic Beverages</u>	34.8343	225.91	228.36	220.51	-	1.07 +	2.45
1 Wheat	0.3477	193.50	190.81	194.04	+	1.41 -	0.28
2 Wheat Flour	4.1648	209.16	208.98	208.24	+	0.09 +	0.44
3 Wheat Product	0.0959	215.54	214.98	212.75	+	0.26 +	1.31
4 Besan	0.1500	327.65	322.68	236.90	+	1.54 +	38.31
5 Rice	1.5821	159.75	158.13	174.03	+	1.02 -	8.21
6 Cereals	0.1563	250.03	249.62	243.87	+	0.16 +	2.53
7 Bakery & Confectionary	1.1550	215.45	215.31	209.48	+	0.07 +	2.85
8 Nimco	0.4574	248.87	248.79	240.88	+	0.03 +	3.32
9 Meat	2.4303	263.86	262.75	252.42	+	0.42 +	4.53
10 Chicken	1.3596	157.45	184.75	189.75	-	14.78 -	17.02
11 Fish	0.2970	218.81	218.77	211.30	+	0.02 +	3.55
12 Milk Fresh	6.6800	266.37	265.50	255.57	+	0.33 +	4.23
13 Milk Products	0.6338	256.76	256.27	247.22	+	0.19 +	3.86
14 Milk Powder	0.1129	236.75	236.84	227.17	-	0.04 +	4.22
15 Eggs	0.4555	192.60	178.31	196.17	+	8.01 -	1.82
16 Mustard Oil	0.0952	154.01	153.99	153.77	+	0.01 +	0.16
17 Cooking Oil	1.7538	133.69	133.61	141.58	+	0.06 -	5.57
18 Vegetable Ghee	2.0714	136.99	136.94	140.34	+	0.04 -	2.39
19 Dry Fruits	0.2543	262.69	263.57	250.52	-	0.33 +	4.86
20 Fresh Fruits	1.8649	235.74	259.98	240.08	-	9.32 -	1.81
21 Pulse Masoor	0.2712	214.39	213.56	195.95	+	0.39 +	9.41
22 Pulse Moong	0.2336	292.35	297.08	298.00	-	1.59 -	1.90
23 Pulse Mash (Washed)	0.2098	373.69	372.81	256.02	+	0.24 +	45.96
24 Pulse Gram	0.2361	344.99	336.26	245.70	+	2.60 +	40.41
25 Gram Whole	0.1616	303.31	298.45	205.35	+	1.63 +	47.70
26 Beans	0.0269	235.74	236.29	234.52	-	0.23 +	0.52
27 Potatoes	0.4699	242.67	232.81	182.67	+	4.24 +	32.85
28 Onion	0.5340	168.93	195.56	247.23	-	13.62 -	31.67
29 Tomatoes	0.4419	202.32	234.89	197.35	-	13.87 +	2.52
30 Fresh Vegetables	1.6802	282.55	294.26	253.47	-	3.98 +	11.47
31 Sugar	1.0445	253.85	238.08	233.44	+	6.62 +	8.74
32 Gur	0.0220	288.05	280.90	285.83	+	2.55 +	0.78
33 Honey	0.0446	312.60	310.80	304.35	+	0.58 +	2.71
34 SweetMeat	0.2483	243.97	242.45	237.20	+	0.63 +	2.85
35 Beverages	1.1990	221.76	221.71	215.71	+	0.02 +	2.80
36 Jam, Tomato Ketchup & Pickles	0.2454	215.53	215.61	210.53	-	0.04 +	2.37
37 Condiments	0.2656	262.89	263.23	258.10	-	0.13 +	1.86
38 Spices	0.5441	242.16	241.62	238.09	+	0.22 +	1.71
39 Tea	0.8377	255.57	255.25	252.00	+	0.13 +	1.42
<u>Alcoholic Beverages, Tobacco</u>	1.4135	365.41	364.79	309.90	+	0.17 +	17.91
40 Cigarettes	1.3906	367.46	366.77	311.47	+	0.19 +	17.98
41 Betel Leaves & Nuts	0.0229	241.23	244.15	214.46	-	1.20 +	12.48
<u>Clothing and footwear</u>	7.5708	230.14	229.72	220.27	+	0.18 +	4.48
42 Cotton Cloth	1.7286	225.23	224.88	214.33	+	0.16 +	5.09
43 Woolen Cloth	0.8759	244.64	244.64	236.10	+	0.00 +	3.62
44 Readymade Garments	0.9739	238.15	237.04	225.84	+	0.47 +	5.45
45 Woolen Readymade Garments	0.3964	253.10	253.14	240.86	-	0.02 +	5.08
46 Hosiery	0.5094	243.83	242.55	233.85	+	0.53 +	4.27

Contd.

**7.4: Consumer Price Index Numbers by Major Groups
and Selected Commodities
(2007-2008=100)**

Item and Specification	Weight	Index Numbers			% Change in Aug., 2016 over			
		Aug., 2016	July, 2016	Aug., 2015	July, 2016	Aug., 2015		
47 Dopatta	0.4412	241.64	240.75	233.88	+	0.37	+	3.32
48 Cleaning and Laundry	0.2110	253.54	253.34	239.56	+	0.08	+	5.84
49 Tailoring	0.8840	298.65	298.33	278.68	+	0.11	+	7.17
50 Footwear	1.5504	166.50	166.44	164.95	+	0.04	+	0.94
<u>Housing, water, Elec., Gas and other fuels</u>	29.4149	188.91	188.88	180.31	+	0.02	+	4.77
51 House Rent	21.8149	178.64	178.64	168.87	+	0.00	+	5.79
52 Construction Input Items	0.5623	248.07	247.05	240.99	+	0.41	+	2.94
53 Construction Wage Rates	0.3331	230.47	230.10	216.01	+	0.16	+	6.69
54 Water Supply	0.4971	163.32	163.32	149.92	+	0.00	+	8.94
55 Electricity	4.3985	238.10	238.10	238.10	+	0.00	+	0.00
56 Gas	1.5756	158.08	158.08	143.81	+	0.00	+	9.92
57 Kerosene Oil	0.0057	194.46	194.70	216.11	-	0.12	-	10.02
58 Firewood Whole	0.2277	284.20	284.20	275.90	+	0.00	+	3.01
<u>Furnishing and household equipment maintenance</u>	4.2082	222.31	221.70	214.22	+	0.28	+	3.78
59 Furniture	0.3315	212.13	211.78	206.08	+	0.17	+	2.94
60 Household Textiles	0.6489	221.72	221.08	211.55	+	0.29	+	4.81
61 Household Equipment	0.5936	178.57	178.43	175.47	+	0.08	+	1.77
62 Utensils	0.3212	223.28	222.57	216.86	+	0.32	+	2.96
63 Plastic Products	0.2547	207.81	207.38	203.54	+	0.21	+	2.10
64 Washing Soaps & Detergents	0.7893	228.30	227.15	224.99	+	0.51	+	1.47
65 Sewing Needle & Dr Cell	0.1496	208.41	208.27	200.00	+	0.07	+	4.21
66 Household Servant	1.0432	249.98	249.34	234.86	+	0.26	+	6.44
67 Marriage Hall Charges	0.0762	243.04	243.04	232.28	+	0.00	+	4.63
<u>Health</u>	2.1868	189.42	187.84	179.01	+	0.84	+	5.82
68 Drugs & Medicines	1.2667	156.31	153.75	148.93	+	1.67	+	4.96
69 Medical Equipments	0.0080	236.25	234.15	226.26	+	0.90	+	4.42
70 Doctor (MBBS) Clinic Fee	0.5904	260.45	260.45	242.85	+	0.00	+	7.25
71 Medical Tests	0.3217	188.31	187.65	179.13	+	0.35	+	5.12
<u>Transport</u>	7.2023	170.10	169.78	178.02	+	0.19	-	4.45
72 Motor Vehicles	0.6630	170.42	167.27	163.39	+	1.88	+	4.30
73 Motor Vehicle Accessories	0.2439	214.24	213.84	226.83	+	0.19	-	5.55
74 Motor Fuel	3.0269	135.58	135.77	153.01	-	0.14	-	11.39
75 Mechanical Service	0.4552	227.40	227.35	216.92	+	0.02	+	4.83
76 Motor Vehicle Tax	0.1099	210.18	210.18	210.18	+	0.00	+	0.00
77 Transport Services	2.7034	193.40	193.15	197.35	+	0.13	-	2.00
<u>Communication</u>	3.2198	130.90	130.89	130.36	+	0.01	+	0.41
78 Postal Services	0.0662	240.63	240.38	229.93	+	0.10	+	4.65
79 Communication & Apparatus	3.1536	128.59	128.59	128.27	+	0.00	+	0.25
<u>Recreation and culture</u>	2.0227	195.77	195.67	193.03	+	0.05	+	1.42
80 Recreation & Culture	0.8634	128.83	128.84	128.25	-	0.01	+	0.45
81 Text Books	0.5706	292.41	292.41	290.62	+	0.00	+	0.62
82 Newspapers	0.1934	175.49	175.49	175.42	+	0.00	+	0.04
83 Stationery	0.3953	212.39	211.89	202.25	+	0.24	+	5.01
<u>Education</u>	3.9431	225.17	224.09	209.23	+	0.48	+	7.62
84 Education	3.9431	225.17	224.09	209.23	+	0.48	+	7.62
<u>Restaurants and hotels</u>	1.2286	265.77	264.37	250.26	+	0.53	+	6.20
85 Readymade Food	1.2286	265.77	264.37	250.26	+	0.53	+	6.20
<u>Misc. goods and services</u>	2.7550	237.38	235.82	223.88	+	0.66	+	6.03
86 Personal Care	1.4935	216.52	215.67	208.36	+	0.39	+	3.92
87 Cosmetics	0.3853	200.50	200.22	191.82	+	0.14	+	4.53
88 Blades	0.0322	195.93	195.16	188.25	+	0.39	+	4.08
89 Personal Equipments	0.8440	292.71	289.27	267.34	+	1.19	+	9.49

**7.5 Combined Consumer Price Index Numbers by Quintiles
and Major Commodity Groups
Aug., 2016
(2007-2008=100)**

Income Quintiles	General	Food and non-alcoholic Beverages	Alcoholic Beverages, Tobacco	Clothing and footwear	Housing, water, Elec., Gas and other fuels	Furnishing and household equipment maintenance	Health	Transport	Communication	Recreation and culture	Education	Restaurants and hotels	Misc. goods and services
------------------	---------	----------------------------------	------------------------------	-----------------------	--	--	--------	-----------	---------------	------------------------	-----------	------------------------	--------------------------

All Urban Combined

Aggregate	209.46	225.91	365.41	230.14	188.91	222.31	189.42	170.10	130.90	195.77	225.17	265.77	237.38
Income Quintile 1	210.52	223.79	378.73	227.89	174.48	220.52	182.08	178.37	119.15	211.61	240.52	264.30	233.89
Income Quintile 2	212.75	224.85	377.99	228.25	187.20	219.51	184.69	171.84	119.12	208.81	237.87	265.41	232.86
Income Quintile 3	211.89	225.33	376.32	228.83	187.21	217.58	186.69	169.33	121.08	204.74	231.74	265.35	234.04
Income Quintile 4	212.64	225.88	374.83	229.74	194.43	216.37	189.55	165.35	125.41	198.88	231.34	265.44	234.44
Income Quintile 5	207.09	226.91	350.87	231.62	190.13	224.75	192.14	171.11	136.42	188.71	221.47	266.12	240.64

**7.6 Combined Consumer Price Index Numbers by Quintile,
Major Commodity Groups for Selected Cities
Aug., 2016
(2007-2008=100)**

Cities	General	Food & non-alcoholic Beverages	Alcoholic Beverages, Tobacco	Clothing & footwear	Housing, water, Elec., Gas & other fuels	Furnishing & household equipment maintenance	Health	Transport	Communication	Recreation & culture	Education	Restaurants & hotels	Misc. goods & services
--------	---------	--------------------------------	------------------------------	---------------------	--	--	--------	-----------	---------------	----------------------	-----------	----------------------	------------------------

Income Quintile 1

Rawalpindi	223.30	233.18	403.62	246.07	204.92	229.30	209.03	187.15	105.19	221.87	333.08	282.23	222.26
Islamabad	221.27	230.44	393.04	237.65	171.71	235.90	207.00	189.95	111.32	308.94	685.47	251.62	232.01
Lahore	198.02	222.89	353.91	217.42	147.32	245.20	194.35	164.47	104.55	220.39	203.52	247.92	291.39
Gujranwala	203.47	219.16	386.04	210.06	174.96	234.66	162.53	163.56	111.96	225.91	162.24	243.18	210.55
Sialkot	197.85	217.42	393.76	175.50	169.01	180.99	156.77	183.81	115.82	296.50	186.52	197.98	207.97
Faisalabad	211.16	224.15	382.71	204.97	191.06	195.57	178.36	163.99	125.55	233.83	173.67	258.87	211.27
Multan	204.09	216.09	372.39	204.33	178.12	209.74	166.02	165.79	136.81	225.63	191.68	248.60	207.54
Sargodha	224.63	224.26	383.59	212.39	225.21	252.37	176.96	215.98	112.02	249.04	189.55	343.58	235.82
Bahawalpur	222.39	222.17	373.84	255.60	212.77	221.54	162.40	172.07	176.02	262.98	230.53	222.19	213.76
Karachi	204.47	219.24	396.94	243.90	154.46	240.83	166.65	150.88	117.44	228.01	189.27	269.73	277.92
Hyderabad	195.99	218.30	399.96	199.36	148.78	185.98	168.11	168.49	112.63	182.44	245.53	241.68	205.46
Sukkur	207.38	215.91	389.05	234.02	171.47	206.67	157.91	171.02	111.36	174.18	320.08	275.83	211.98
Larkana	218.74	216.08	378.97	230.97	216.80	228.84	266.22	174.62	125.90	182.79	216.53	278.76	280.51
Peshawar	215.70	220.66	387.99	262.77	176.06	240.36	219.18	194.11	113.86	277.64	291.19	256.29	296.59
Bannu	220.03	226.48	380.36	208.20	220.61	245.12	171.61	152.28	113.85	232.46	196.15	334.18	258.95
Quetta	202.98	215.06	374.95	188.18	184.87	181.36	171.21	206.30	124.60	176.82	243.72	240.37	218.71
Khuzdar	206.64	213.80	399.33	221.80	174.41	232.17	180.77	179.41	126.71	174.51	187.81	469.56	219.84

Income Quintile 2

Rawalpindi	227.66	234.77	401.12	245.02	211.03	230.16	211.76	206.39	107.85	255.43	347.26	283.75	222.62
Islamabad	217.33	231.86	405.01	246.58	168.59	231.05	195.18	167.84	109.20	236.77	592.68	261.00	223.99
Lahore	197.04	222.34	359.85	215.89	149.85	249.80	187.12	153.98	104.22	220.19	210.65	253.55	285.20
Gujranwala	202.61	219.09	390.92	206.37	179.06	226.63	161.30	159.87	112.61	242.07	150.79	257.75	210.58
Sialkot	195.25	214.47	390.27	179.97	172.80	178.95	163.65	169.91	121.63	326.78	183.58	198.15	190.53
Faisalabad	209.12	224.89	385.48	206.59	195.07	201.16	174.36	157.21	119.72	228.16	162.26	248.05	211.96
Multan	203.40	217.72	372.16	203.71	182.36	207.18	163.24	156.30	130.13	233.41	190.57	245.22	207.26
Sargodha	224.98	224.36	376.80	212.09	231.42	253.62	181.99	188.82	105.39	258.71	204.66	338.30	238.58
Bahawalpur	220.36	222.96	373.36	247.88	215.89	228.24	167.44	155.60	175.33	254.35	201.23	226.39	212.27
Karachi	205.53	221.01	393.69	238.85	158.63	232.62	165.69	151.45	121.31	216.28	192.99	272.34	264.82
Hyderabad	196.90	218.39	397.53	200.36	153.41	188.93	171.92	169.76	113.84	175.75	296.54	244.76	205.00
Sukkur	206.83	215.51	376.40	233.55	176.40	202.15	160.24	175.93	108.78	176.39	309.03	278.65	210.17
Larkana	222.92	220.45	377.24	232.69	221.30	223.39	274.69	185.53	132.73	184.16	218.90	280.99	280.90
Peshawar	215.57	221.83	391.07	265.59	180.60	237.29	212.80	182.37	121.36	253.43	267.97	256.59	288.85
Bannu	216.59	224.41	370.48	208.74	218.71	239.16	172.96	146.49	116.98	220.19	203.61	312.11	276.31
Quetta	202.81	216.77	366.33	190.47	189.24	183.36	171.99	175.41	119.60	177.26	219.37	239.69	217.12
Khuzdar	204.32	214.55	389.40	222.77	161.85	249.11	187.95	159.58	130.84	183.89	184.77	458.92	216.94

Contd.

**7.6 Combined Consumer Price Index Numbers by Quintile,
Major Commodity Groups for Selected Cities
Aug., 2016
(2007-2008=100)**

Cities	General	Food & non-alcoholic Beverages	Alcoholic Beverages, Tobacco	Clothing & footwear	Housing, water, Elec., Gas & other fuels	Furnishing & household equipment maintenance	Health	Transport	Communication	Recreation & culture	Education	Restaurants & hotels	Misc. goods & services
--------	---------	--------------------------------	------------------------------	---------------------	--	--	--------	-----------	---------------	----------------------	-----------	----------------------	------------------------

Income Quintile 3

Rawalpindi	227.85	234.36	392.74	248.09	211.74	228.18	221.68	182.25	112.20	243.34	339.62	288.14	227.98
Islamabad	217.36	233.53	369.96	238.84	162.82	230.10	188.84	173.09	113.99	224.99	739.47	249.40	239.36
Lahore	195.40	223.29	356.18	217.45	140.39	250.35	188.27	152.09	107.30	221.41	198.93	249.58	288.73
Gujranwala	200.23	218.92	387.60	210.55	172.01	220.98	159.52	150.66	116.97	217.20	151.17	241.86	212.69
Sialkot	193.82	213.43	367.28	181.33	167.57	185.00	160.67	156.05	128.72	302.02	175.98	194.64	192.59
Faisalabad	207.72	226.43	376.52	205.98	191.68	200.50	173.46	153.43	120.90	226.93	163.68	236.88	212.28
Multan	200.97	216.76	370.83	202.39	176.90	198.24	165.10	154.38	133.37	223.82	180.90	240.96	206.56
Sargodha	222.94	223.33	374.23	213.09	235.89	253.76	173.47	172.94	111.22	252.00	182.64	358.56	237.81
Bahawalpur	220.57	223.22	380.33	251.88	215.81	230.29	160.78	152.05	175.83	241.08	207.51	222.29	216.64
Karachi	205.53	221.39	397.59	235.57	151.10	227.20	164.53	150.84	123.22	211.20	196.69	273.66	261.09
Hyderabad	194.19	217.83	396.93	202.01	142.99	190.53	170.72	165.87	123.27	181.36	288.39	245.34	208.77
Sukkur	203.97	215.39	374.41	234.33	166.39	204.74	154.87	164.19	110.29	175.96	311.31	272.41	210.43
Larkana	223.99	223.12	362.83	231.03	222.74	223.10	260.92	180.76	133.77	184.34	225.72	277.82	306.01
Peshawar	212.95	221.55	378.44	266.38	174.15	238.27	209.93	187.26	120.06	232.44	279.11	256.91	280.70
Bannu	215.58	225.35	380.41	215.64	217.44	228.15	171.02	143.25	120.36	209.98	190.53	319.44	275.48
Quetta	199.80	215.93	351.02	190.83	185.72	183.01	173.91	158.85	118.98	175.08	232.66	232.59	212.81
Khuzdar	201.89	217.21	378.78	220.45	150.91	246.11	193.51	154.16	132.03	180.40	183.14	443.60	218.40

Income Quintile 4

Rawalpindi	228.22	235.44	387.23	252.12	216.01	233.41	223.44	183.24	114.88	222.05	305.40	288.80	235.67
Islamabad	219.14	234.74	365.27	239.18	169.41	229.65	200.25	175.59	125.04	213.01	653.34	259.36	236.19
Lahore	194.83	224.02	350.35	217.19	154.82	247.62	184.49	146.81	112.05	211.99	196.87	247.08	288.36
Gujranwala	199.89	218.43	374.49	213.09	182.50	207.13	162.40	146.30	122.28	215.93	151.44	241.68	207.01
Sialkot	195.15	214.81	374.46	183.53	181.43	180.84	157.65	156.25	136.31	269.55	175.05	192.89	189.15
Faisalabad	205.85	228.21	377.77	206.68	199.23	200.47	173.32	145.83	123.23	210.90	153.04	238.80	218.80
Multan	201.59	217.18	364.50	203.99	190.10	198.15	160.80	150.28	136.24	213.16	183.39	235.87	212.56
Sargodha	223.39	225.12	367.32	215.11	238.49	263.14	174.24	166.17	117.42	279.95	173.36	355.22	239.73
Bahawalpur	217.73	223.40	374.19	249.23	219.75	227.21	162.78	153.42	175.54	233.34	204.90	219.40	220.86
Karachi	205.65	221.76	398.64	235.87	163.81	237.06	164.41	149.42	127.35	206.20	201.14	273.28	259.09
Hyderabad	194.58	218.49	393.56	202.52	156.50	189.29	171.44	160.19	129.35	180.37	284.50	246.40	213.09
Sukkur	205.81	217.15	358.68	234.15	180.91	207.06	158.29	152.53	116.83	175.16	310.09	273.30	218.19
Larkana	228.14	229.29	328.68	231.18	226.26	224.57	272.22	174.57	141.58	183.27	239.49	277.50	324.80
Peshawar	213.84	223.73	369.84	266.07	184.54	230.70	223.47	180.02	124.98	232.41	264.17	262.21	276.81
Bannu	218.64	228.18	388.99	220.83	216.71	237.05	168.51	144.82	120.69	197.69	190.30	316.24	282.31
Quetta	201.24	216.34	340.43	194.03	193.24	182.36	173.35	161.03	121.79	173.06	241.74	232.44	209.97
Khuzdar	206.38	218.76	390.22	219.77	168.20	264.72	192.39	154.62	136.27	181.91	180.47	424.17	229.63

Contd.

**7.6 Combined Consumer Price Index Numbers by Quintile,
Major Commodity Groups for Selected Cities
Aug., 2016
(2007-2008=100)**

Cities	General	Food & non-alcoholic Beverages	Alcoholic Beverages, Tobacco	Clothing & footwear	Housing, water, Elec., Gas & other fuels	Furnishing & household equipment maintenance	Health	Transport	Communication	Recreation & culture	Education	Restaurants & hotels	Misc. goods & services
--------	---------	--------------------------------	------------------------------	---------------------	--	--	--------	-----------	---------------	----------------------	-----------	----------------------	------------------------

Income Quintile 5

Rawalpindi	230.08	240.39	346.63	251.11	218.48	232.62	213.77	192.54	126.88	205.43	316.90	288.94	265.00
Islamabad	211.89	235.95	330.60	243.20	168.27	236.44	203.05	196.44	129.78	204.67	413.79	272.07	257.39
Lahore	191.65	227.13	307.00	221.44	155.08	240.76	184.44	161.57	126.89	203.61	189.14	254.99	294.71
Gujranwala	196.31	219.27	345.72	216.12	184.24	187.07	160.20	151.90	133.92	195.45	147.55	238.28	220.38
Sialkot	191.46	214.74	343.88	185.94	180.69	180.02	160.91	160.16	138.05	247.63	169.07	196.05	198.94
Faisalabad	202.35	231.10	350.28	206.14	200.25	207.40	166.82	155.14	130.27	201.36	171.60	224.79	229.48
Multan	197.03	220.06	319.57	202.75	190.87	190.37	158.14	161.02	138.57	206.84	181.08	236.17	218.12
Sargodha	225.91	226.96	373.77	228.24	236.33	365.18	168.45	172.16	126.10	237.37	169.24	371.74	253.57
Bahawalpur	215.92	225.66	302.94	248.77	219.88	233.31	156.54	167.02	176.59	230.32	209.19	223.66	230.59
Karachi	204.34	223.12	375.44	237.64	162.89	325.82	164.72	165.97	138.91	195.82	205.01	274.86	263.45
Hyderabad	191.58	218.86	364.35	204.63	158.38	176.15	169.71	167.33	138.48	169.38	270.75	249.53	228.77
Sukkur	205.11	218.69	331.98	234.01	182.19	205.16	153.37	158.59	127.74	171.82	336.95	272.31	225.45
Larkana	226.98	228.40	310.92	229.98	225.53	225.98	283.75	174.58	145.89	171.11	297.03	273.76	306.11
Peshawar	208.72	224.72	339.57	263.27	183.50	223.41	200.34	188.80	131.03	191.85	262.68	258.63	267.15
Bannu	210.46	226.69	393.08	211.98	216.64	209.68	166.44	133.38	123.69	203.67	215.60	324.62	255.11
Quetta	201.07	217.84	300.14	193.50	196.18	169.28	166.19	164.78	129.25	169.98	242.79	237.17	217.01
Khuzdar	204.65	220.15	317.48	228.44	161.19	253.07	180.59	147.64	145.11	187.82	172.86	451.58	253.08

Aggregate

Rawalpindi	228.70	238.00	368.59	250.72	215.34	232.50	216.34	190.77	122.82	213.84	316.84	288.44	254.84
Islamabad	211.91	235.54	338.88	242.72	166.55	235.94	202.11	195.27	129.01	206.85	426.28	271.55	255.24
Lahore	193.13	225.00	336.35	219.07	152.18	243.10	185.58	157.51	119.76	210.22	192.65	252.54	291.45
Gujranwala	199.49	218.94	372.10	212.21	181.02	203.40	161.15	151.19	125.08	212.74	150.31	241.06	213.70
Sialkot	193.23	214.64	366.61	183.25	177.34	180.89	160.12	159.43	135.00	270.08	173.24	195.27	194.80
Faisalabad	206.05	227.38	373.95	206.18	197.36	204.10	172.14	153.41	125.89	215.59	165.73	237.78	219.66
Multan	199.72	218.09	355.77	203.22	186.61	194.75	160.98	158.63	136.76	214.02	182.31	238.01	213.26
Sargodha	224.23	224.81	373.59	216.53	234.56	298.18	174.28	173.12	117.79	255.57	178.47	359.33	242.85
Bahawalpur	218.54	223.66	357.77	250.34	217.59	230.44	160.50	163.30	176.16	239.76	208.74	222.98	221.45
Karachi	204.01	222.26	386.40	237.18	159.47	302.10	164.70	161.66	134.59	201.43	203.45	274.18	262.55
Hyderabad	194.03	218.41	388.41	202.55	155.72	182.43	170.48	165.64	130.80	175.78	277.59	247.05	218.29
Sukkur	205.60	216.66	360.64	234.04	178.02	205.25	156.90	159.79	118.15	174.40	320.12	273.79	216.90
Larkana	224.46	223.19	355.64	231.24	223.49	224.97	271.85	177.27	137.15	181.23	255.60	277.82	301.58
Peshawar	211.61	222.89	372.63	264.54	181.84	228.31	208.14	187.62	127.10	217.01	264.74	258.59	275.77
Bannu	216.29	226.31	381.89	214.18	217.58	228.81	169.83	141.16	120.23	207.88	200.23	319.37	268.12
Quetta	201.34	216.66	329.88	192.33	192.62	177.81	170.78	163.94	123.95	173.20	238.43	235.32	214.27
Khuzdar	205.19	215.94	383.30	222.00	167.78	247.81	187.71	159.00	132.61	181.08	182.30	451.00	226.49

**7.7 Combined Consumer Price Index Numbers by Income Groups/City
and Commodity Groups for all Centers Covered in CPI
Aug., 2016
(2007-2008=100)**

Cities		General	Food and non-alcoholic Beverages	Alcoholic Beverages, Tobacco	Clothing and footwear	Housing, water, Elec., Gas and other fuels	Furnishing and household equipment maintenance	Health	Trans-port	Communi-cation	Recre-ation and culture	Education	Restau-rants and hotels	Misc. goods and services
Rawalpindi	01	228.70	238.00	368.59	250.72	215.34	232.50	216.34	190.77	122.82	213.84	316.84	288.44	254.84
Islamabad	02	211.91	235.54	338.88	242.72	166.55	235.94	202.11	195.27	129.01	206.85	426.28	271.55	255.24
Attock	03	204.44	215.64	348.95	235.42	158.68	227.06	168.38	183.27	119.38	191.72	317.22	285.69	276.12
Jhelum	04	206.64	223.67	384.79	239.61	181.14	217.11	168.49	167.16	125.99	223.52	239.40	246.01	216.82
Lahore	05	193.13	225.00	336.35	219.07	152.18	243.10	185.58	157.51	119.76	210.22	192.65	252.54	291.45
Sahiwal	06	233.64	235.98	367.42	291.43	225.64	223.46	199.63	168.89	136.94	213.40	300.66	303.59	258.95
Gujranwala	07	199.49	218.94	372.10	212.21	181.02	203.40	161.15	151.19	125.08	212.74	150.31	241.06	213.70
Wazirabad	08	211.36	232.37	389.00	216.52	194.15	199.30	153.18	151.67	128.25	217.85	149.63	230.48	214.77
Sialkot	09	193.23	214.64	366.61	183.25	177.34	180.89	160.12	159.43	135.00	270.08	173.24	195.27	194.80
Faisalabad	10	206.05	227.38	373.95	206.18	197.36	204.10	172.14	153.41	125.89	215.59	165.73	237.78	219.66
Jhang	11	225.00	232.74	359.91	290.78	204.62	237.85	234.51	155.91	136.98	223.05	174.23	283.02	229.21
Multan	12	199.72	218.09	355.77	203.22	186.61	194.75	160.98	158.63	136.76	214.02	182.31	238.01	213.26
Muzaffargarh	13	210.06	226.20	361.64	233.07	183.72	200.63	171.26	153.93	141.40	226.10	190.89	264.89	215.19
D. G. Khan	14	219.46	228.74	366.94	261.15	227.42	220.20	177.40	149.45	122.88	197.74	114.17	221.41	193.05
Vehari	15	201.57	220.50	368.91	211.24	189.50	210.48	137.71	133.12	132.03	218.01	190.37	271.79	242.36
Sargodha	16	224.23	224.81	373.59	216.53	234.56	298.18	174.28	173.12	117.79	255.57	178.47	359.33	242.85
Mianwali	17	231.19	237.15	388.96	193.32	266.66	218.96	166.63	156.25	108.44	260.36	187.04	262.75	260.18
Bahawalpur	18	218.54	223.66	357.77	250.34	217.59	230.44	160.50	163.30	176.16	239.76	208.74	222.98	221.45
Bahawalnagar	19	214.56	227.34	356.21	256.50	202.34	252.09	177.99	132.89	125.14	227.89	207.82	311.14	227.12
R. Y. Khan	20	219.77	229.60	368.97	267.74	205.43	237.19	161.99	157.38	126.06	217.18	306.01	272.47	226.45
Karachi	21	204.01	222.26	386.40	237.18	159.47	302.10	164.70	161.66	134.59	201.43	203.45	274.18	262.55
Hyderabad	22	194.03	218.41	388.41	202.55	155.72	182.43	170.48	165.64	130.80	175.78	277.59	247.05	218.29
Nawabshah	23	249.66	250.48	356.57	292.93	203.03	242.84	225.24	160.69	138.57	163.25	641.09	324.45	421.14
Mirpukhas	24	209.60	225.69	379.86	203.92	184.80	188.95	169.84	161.01	114.70	171.41	305.13	293.33	234.23
Mithi	25	225.00	226.24	385.86	200.67	240.89	184.61	163.04	153.89	112.70	150.89	337.10	290.51	261.39
Sukkur	26	205.60	216.66	360.64	234.04	178.02	205.25	156.90	159.79	118.15	174.40	320.12	273.79	216.90
Larkana	27	224.46	223.19	355.64	231.24	223.49	224.97	271.85	177.27	137.15	181.23	255.60	277.82	301.58
Dadu	28	212.66	234.22	370.94	214.91	175.34	212.99	154.26	160.86	120.00	175.37	448.24	259.84	213.10
Peshawar	29	211.61	222.89	372.63	264.54	181.84	228.31	208.14	187.62	127.10	217.01	264.74	258.59	275.77
Mardan	30	243.64	221.53	381.00	308.11	254.98	226.04	196.63	198.10	125.36	248.18	446.96	275.08	318.50
Abbottabad	31	219.73	223.54	343.04	262.17	170.40	312.83	187.31	210.85	148.64	225.63	297.29	281.84	244.44
Bannu	32	216.29	226.31	381.89	214.18	217.58	228.81	169.83	141.16	120.23	207.88	200.23	319.37	268.12
D. I. Khan	33	211.41	223.84	329.89	208.96	224.91	203.14	177.34	151.20	112.46	168.25	206.63	258.55	222.34
Mingora	34	231.38	229.66	369.73	276.98	200.67	233.36	257.74	181.51	131.15	232.15	248.65	320.62	418.89
Quetta	35	201.34	216.66	329.88	192.33	192.62	177.81	170.78	163.94	123.95	173.20	238.43	235.32	214.27
Turbat	36	214.67	203.53	352.43	204.33	256.80	211.16	187.78	135.86	118.93	145.51	242.58	316.34	217.30
Gawadar	37	202.20	217.15	271.92	217.34	177.48	211.83	187.48	131.66	109.26	118.90	266.77	367.08	225.12
Loralai	38	226.12	233.35	401.05	226.65	233.14	192.16	203.44	155.31	115.11	204.17	200.45	316.82	238.08
Khuzdar	39	205.19	215.94	383.30	222.00	167.78	247.81	187.71	159.00	132.61	181.08	182.30	451.00	226.49
D. M. Jamali	40	217.06	233.34	377.29	206.86	191.19	217.96	173.49	175.22	123.62	155.75	229.42	284.25	214.12

7.8 Index Numbers of Wholesale Prices by Commodity Groups

Year / month	General	Agriculture Forestry & Fishery Product	Others & Minerals electricity gas & water	Food product Beverages & tobacco Textile Apparel & Leather Product	Other transportable Goods	Metal product Machinery & Equipment
--------------	---------	---	---	--	------------------------------	---

(2007-08=100)

2011-12	181.29	185.04	182.74	176.07	194.64	152.55
2012-13	194.61	198.23	211.17	188.39	203.93	159.29
2013-14	158.88	165.52	163.62	156.11	162.99	132.02
2014-15	209.85	220.56	245.47	206.76	197.12	172.72
2015-16	207.64	226.43	244.24	213.58	171.21	171.46
2015 Aug	208.42	225.90	244.06	210.52	180.27	172.29
Sep	207.60	223.92	249.12	210.64	176.38	171.25
Oct	208.69	228.36	246.91	211.04	176.74	171.31
Nov	208.72	226.06	246.98	212.98	176.87	171.09
Dec	207.37	221.68	247.36	213.69	174.69	171.11
2016 Jan	206.27	221.9	247.48	214.54	168.43	170.69
Feb	205.05	221.23	245.89	215.03	164.03	170.44
Mar	204.22	221.02	245.22	214.66	161.42	170.45
Apr	206.87	229.78	244.59	214.9	162.91	171.22
May	208.01	233.26	244.11	215.79	162.49	172.56
Jun	210.88	239.12	244.28	218.71	164.46	172.48
Jul	215.81	253.54	241.43	223.61	164.40	172.94
Aug	215.75	251.53	241.26	225.84	163.50	172.82

7.9 Index Numbers of Wholesale Prices by Commodities

AGRICULTURE FORESTRY & FISHERY											
Year/month	Wheat	Maize	Rice	Sorghum/ Jowar	Millet/ Bajra	Vegetables	Fresh Fruits	Dry Fruits	Cotton Seeds	Other oil Seeds	Edible Roots Potatoes
(2007-08=100)											
2011-12	163.44	159.77	149.45	191.12	153.77	211.52	175.48	181.96	189.55	166.98	175.20
2012-13	188.52	174.74	165.42	211.29	177.02	216.66	216.05	181.47	168.92	177.67	162.82
2013-14	227.13	185.28	177.67	279.98	179.06	254.41	226.73	201.66	185.58	178.30	314.12
2014-15	209.29	191.65	172.20	300.13	173.82	255.40	245.60	227.30	208.86	179.03	314.37
2015-16	209.07	194.53	147.58	291.34	192.41	258.45	254.69	245.18	249.16	162.08	152.76
2015 Aug	198.78	197.89	157.78	340.07	207.85	315.25	279.94	238.67	230.46	162.61	150.28
Sep	202.23	197.73	154.60	334.15	204.45	330.75	249.04	236.68	228.37	159.36	172.56
Oct	209.37	191.32	150.22	293.25	200.68	331.56	253.8	238.92	243.34	162.75	184.04
Nov	215.84	185.64	143.04	271.60	188.77	320.31	206.96	243.32	251.49	164.88	204.98
Dec	218.20	182.47	142.70	258.26	181.34	219.72	207.01	242.59	253.39	162.29	193.69
2016 Jan	218.54	181.99	143.44	263.42	182.56	198.21	214.11	253.58	265.71	162.64	150.23
Feb	220.02	189.65	141.69	263.80	176.35	204.49	231.68	250.92	257.94	157.46	118.35
Mar	218.68	193.96	143.85	278.40	184.22	209.51	244.90	248.22	253.39	156.93	112.72
Apr	207.11	205.56	142.90	286.45	187.00	277.16	267.02	248.97	254.81	159.83	104.08
May	199.04	209.33	143.34	286.07	193.10	201.87	282.91	251.32	251.49	165.14	111.80
Jun	202.00	204.06	146.08	283.56	198.98	246.21	305.11	247.44	263.29	170.50	177.50
Jul	204.39	204.55	148.12	277.01	218.25	361.19	307.84	247.50	273.95	171.21	226.53
Aug	204.89	204.55	149.84	268.83	214.70	342.81	257.27	236.23	260.45	171.21	251.32

Contd.

7.9 Index Numbers of Wholesale Prices by Commodities

Year/month	AGRICULTURE FORESTRY & FISHERY											
	Stimulant & spice crops	Pulses	Sugar crops	Fibre crops	Unmanufactured tobacco	Poultry	Milk from bovine animals	Eggs	Raw animal material / wool	Hides&fur skins wool	Fuel wood in logs	Fishes fresh or chilled
(2007-08=100)												
2011-12	187.89	212.28	273.92	195.07	167.72	186.89	190.29	180.67	134.34	131.07	190.47	144.71
2012-13	184.68	204.81	267.92	193.56	171.49	178.40	213.81	191.02	138.84	139.08	215.48	191.11
2013-14	316.66	186.74	267.92	217.41	186.62	202.88	225.98	200.17	155.22	145.20	238.11	247.73
2014-15	350.96	207.90	277.32	172.23	213.88	193.98	249.87	204.51	173.19	155.20	252.59	270.19
2015-16	269.52	252.23	286.30	170.39	230.07	191.41	255.23	186.82	176.08	153.18	263.90	354.97
2015 Aug	325.37	235.92	286.29	152.62	226.94	199.19	252.90	206.09	173.66	156.45	261.39	339.60
Sep	318.19	234.67	286.29	154.16	227.46	160.74	253.18	194.92	173.66	156.45	262.48	338.86
Oct	306.38	243.87	286.29	172.23	228.38	146.78	254.04	193.56	173.66	155.85	263.57	339.32
Nov	269.27	245.62	286.29	173.76	229.69	181.52	254.04	205.67	179.16	153.62	263.57	339.32
Dec	258.33	250.31	286.29	172.25	229.69	192.50	255.42	214.79	179.16	153.22	263.57	340.91
2016 Jan	251.68	251.59	286.29	174.55	230.02	197.60	255.42	209.40	179.16	151.58	265.76	342.37
Feb	242.72	247.95	286.29	175.71	230.02	151.73	255.42	204.96	177.45	150.46	266.30	336.96
Mar	235.21	247.46	286.29	172.25	230.02	172.94	255.42	161.26	176.96	150.63	266.30	335.61
Apr	234.41	259.57	286.29	174.57	230.61	231.81	256.11	150.83	175.99	151.73	264.77	369.26
May	226.16	280.91	286.34	183.00	233.06	220.59	258.97	150.30	175.56	151.80	264.77	423.43
Jun	218.56	293.16	286.34	180.3	243.77	203.67	258.97	165.23	174.27	150.46	264.77	445.91
Jul	209.95	313.08	286.34	203.00	251.05	188.40	261.80	185.05	173.89	150.46	264.77	469.80
Aug	209.80	310.10	286.34	213.75	255.93	154.96	262.97	205.04	173.89	150.46	264.77	469.80

Contd.

7.9 Index Numbers of Wholesale Prices by Commodities

Year/Month	ORES/MINERALS, GAS & ELECT.				FOOD, BEVERAGES, TOBACCO TEXTILE, APPAREL, LEATHER TEXTILE					
	Coal not Agglomerated	Natural Gas liquified	Salt pure sodium chloride	Electrical Energy	Meat of Animals	Vegetables & fruit Juices	Dried Fruits & Nuts	Fruits & Juices	Vegetable Oil Refined	Vegetable Ghee
(2007-08=100)										
2011-12	149.74	193.29	155.69	176.51	214.40	175.93	197.32	155.58	153.33	141.37
2012-13	209.81	197.43	175.78	226.10	228.80	186.93	219.33	158.67	157.94	141.75
2013-14	223.53	203.85	223.53	281.02	238.93	192.48	221.32	166.33	162.31	141.51
2014-15	223.53	202.94	247.76	292.89	257.56	197.17	226.22	172.75	159.75	132.06
2015-16	191.01	207.76	252.31	293.22	267.79	201.97	239.02	177.58	150.41	119.85
2015 Aug	223.53	199.75	252.31	293.09	263.70	200.95	229.85	177.53	152.52	120.70
Sep	235.29	208.83	252.31	293.09	265.13	200.95	230.91	177.53	149.26	119.21
Oct	192.16	209.82	252.31	293.09	266.98	200.95	230.84	177.53	150.19	118.43
Nov	192.16	209.99	252.31	293.09	266.98	201.03	232.47	177.53	149.09	118.02
Dec	192.16	210.78	252.31	293.09	267.04	201.36	240.13	177.53	149.34	118.09
2016 Jan	192.16	211.04	252.31	293.09	268.44	201.36	247.99	175.90	149.31	117.91
Feb	174.51	210.01	252.31	293.09	268.53	201.36	250.38	175.90	148.73	118.76
Mar	176.47	208.35	252.31	293.09	268.99	201.36	250.38	175.99	148.47	119.01
Apr	168.63	208.04	252.31	293.09	269.28	202.69	245.68	176.37	150.87	121.50
May	160.78	208.07	252.31	293.09	271.73	203.24	242.58	179.74	151.60	122.60
Jun	160.78	208.42	252.31	293.09	274.34	208.33	238.46	181.90	151.97	121.87
Jul	152.94	208.30	254.33	288.00	276.90	208.88	239.77	182.12	152.00	120.58
Aug	152.94	207.95	254.33	288.00	277.40	208.88	238.61	182.13	151.32	121.34

Contd.

7.9 Index Numbers of Wholesale Prices by Commodities

Year / month	FOOD, BEVERAGES, TOBACCO TEXTILE, APPAREL, LEATHER TEXTILE												
	Oil cakes	Processed Liquid Milk	Milk & cream in solid form	Ice cream	Dairy Product N.E.C	Wheat Flour	Other cereal Flour	Sugar Refined	Choco late	Sugar Confectionary	Coffee & Tea	Spices	Other Food Product

(2007-08=100)

2011-12	149.51	182.39	170.43	155.81	184.52	151.98	163.80	229.24	100.35	100.56	192.23	267.98	301.28
2012-13	166.19	207.70	171.54	172.43	207.02	172.24	194.72	201.93	99.19	101.34	203.24	279.84	319.16
2013-14	191.83	211.76	196.23	210.37	220.93	205.78	139.04	206.98	99.19	102.28	215.49	193.08	308.00
2014-15	203.54	243.81	219.96	219.91	239.23	198.20	149.19	217.88	99.19	103.59	192.27	189.96	295.24
2015-16	213.66	248.23	218.49	223.59	246.04	196.65	233.09	237.16	100.75	118.70	242.82	189.17	292.27

2015 Aug	199.15	248.71	219.44	219.91	244.55	191.08	214.97	249.46	99.19	118.04	233.14	188.81	292.02
Sep	193.65	248.71	216.31	219.91	244.55	192.14	214.96	246.52	101.06	118.83	240.86	188.73	292.02
Oct	202.18	247.18	216.39	219.91	244.60	197.66	220.69	233.67	101.06	118.83	246.32	188.53	292.02
Nov	212.90	247.18	216.50	219.91	244.60	202.06	224.57	224.95	101.06	118.83	259.94	188.29	292.02
Dec	218.03	247.57	217.97	219.91	244.60	202.13	229.87	210.55	101.06	118.83	261.86	188.33	292.02
2016 Jan	218.92	247.57	219.09	219.91	245.35	202.19	231.67	226.45	101.06	118.83	264.10	188.40	292.52
Feb	217.76	247.57	219.09	223.70	248.13	201.07	225.94	239.31	101.06	118.83	261.24	189.65	292.52
Mar	224.87	247.57	219.09	225.40	248.13	200.63	225.20	237.73	101.06	118.83	238.86	189.77	292.52
Apr	222.77	248.90	219.24	229.62	247.85	195.65	239.21	240.36	101.06	118.83	234.40	189.67	292.52
May	226.23	248.90	218.99	231.30	248.01	192.67	275.08	241.96	101.06	118.83	232.09	189.79	292.52
Jun	232.54	250.18	219.30	233.72	248.26	192.23	284.71	245.61	101.06	118.83	230.07	190.22	292.52
Jul	235.62	251.20	220.87	238.04	248.53	193.90	309.70	254.89	99.45	118.83	230.02	190.20	293.85
Aug	235.25	252.73	221.01	238.04	248.53	193.41	309.22	267.60	99.45	118.83	230.46	190.20	293.85

Contd.

7.9 Index number of wholesale prices by commodities

Year/month	FOOD, BEVERAGES, TOBACCO TEXTILE, APPAREL, LEATHER TEXTILE									
	Mineral Water	Beverages	Tobacco Product	Cotton Yarn	Nylon Yarn	Blended Yarn	Woven Fabrics	Cotton Fabrics	Other Fabrics	Silk & Reyon Fabrics
(2007-08=100)										
2011-12	163.62	133.28	175.62	196.06	190.80	194.74	163.54	167.42	154.74	139.06
2012-13	168.78	137.45	208.80	208.38	181.46	193.63	196.76	175.90	166.96	152.04
2013-14	182.07	151.87	246.42	213.03	178.22	198.57	222.82	189.15	182.16	161.87
2014-15	186.75	170.90	296.01	180.86	157.07	189.75	247.06	199.86	207.66	177.39
2015-16	190.57	172.11	378.88	173.44	147.60	180.47	270.86	203.54	218.26	187.05
2015 Aug	188.22	171.95	356.45	167.45	150.22	185.58	258.39	201.65	214.27	183.23
Sep	188.35	171.95	356.45	167.64	147.08	184.15	265.37	201.65	217.95	186.80
Oct	188.35	171.95	356.45	169.21	147.08	183.55	265.37	201.65	217.95	186.80
Nov	188.35	171.95	356.45	178.19	147.08	183.29	265.37	201.65	217.81	186.80
Dec	188.35	171.95	387.30	177.62	147.08	180.89	275.66	201.65	217.81	186.80
2016 Jan	189.02	171.95	387.30	175.73	147.08	178.32	275.66	201.65	217.81	186.80
Feb	189.02	171.95	387.30	175.22	147.08	175.44	275.66	201.65	217.82	186.80
Mar	194.37	172.44	387.30	174.54	147.08	175.44	275.66	204.95	218.24	186.80
Apr	194.37	172.44	390.01	173.67	147.08	176.66	275.66	206.45	220.25	188.44
May	194.37	172.44	390.01	175.29	147.08	176.75	279.42	208.84	222.36	190.96
Jun	195.81	172.44	435.03	175.50	147.08	176.75	279.69	209.07	222.56	191.10
Jul	196.22	172.44	435.03	197.57	147.08	177.11	279.69	208.84	222.36	190.96
Aug	196.22	172.44	435.03	204.03	147.08	177.65	279.69	209.09	224.29	190.96

Contd.

7.9 Index number of wholesale prices by commodities

Year / month	FOOD, BEVERAGES, TOBACCO TEXTILE, APPAREL, LEATHER TEXTILE										
	Towels	Blankets	Bedsheet	Quilt	Woolen Carpets	Synthetic Carpets	Hosiery Product	Ready made Garments	Leather without Hairs	Other Leather N.E.C	Foot wears
(2007-08=100)											
2011-12	181.78	150.59	165.52	144.49	105.11	147.81	155.38	125.21	109.08	120.09	110.49
2012-13	202.34	179.22	201.81	150.78	106.55	116.43	176.65	137.23	111.60	130.47	134.42
2013-14	231.49	205.36	230.69	166.21	110.96	115.50	191.70	156.73	168.48	288.58	134.22
2014-15	257.45	230.50	249.94	187.32	130.72	124.64	212.44	184.42	215.90	221.91	134.22
2015-16	267.20	241.24	256.29	198.19	155.16	128.26	222.15	193.88	220.42	206.93	137.54
2015 Aug	267.20	235.86	256.29	196.84	132.14	126.27	220.66	193.27	212.68	206.27	134.22
Sep	267.20	235.86	256.29	196.84	132.14	126.27	220.66	193.27	221.97	206.27	134.22
Oct	267.20	235.86	256.29	196.84	132.14	126.27	222.88	193.27	221.97	206.27	134.22
Nov	267.20	243.93	256.29	196.84	142.86	129.25	222.88	193.27	221.97	206.27	137.38
Dec	267.20	243.93	256.29	198.00	142.86	129.25	222.88	193.27	221.97	207.64	137.38
2016 Jan	267.20	243.93	256.29	201.47	154.76	129.25	222.52	193.27	221.97	207.64	137.38
Feb	267.20	243.93	256.29	201.47	166.67	129.25	222.52	193.27	221.97	207.31	137.38
Mar	267.20	243.93	256.29	201.47	181.55	129.25	222.52	193.27	221.97	207.31	139.36
Apr	267.20	243.93	256.29	198.00	181.55	129.25	222.52	193.27	221.97	207.31	140.89
May	267.20	243.93	256.29	198.00	181.55	129.25	222.52	194.45	221.97	207.31	141.36
Jun	267.20	243.93	256.29	195.68	181.55	129.25	222.52	199.39	221.97	207.31	142.43
Jul	267.20	243.93	256.29	198.00	181.55	129.25	222.52	199.61	221.97	207.31	143.05
Aug	267.20	243.93	256.29	198.00	181.55	129.25	224.73	200.66	221.97	207.31	143.97

Contd.

7.9 Index number of wholesale prices by commodities

Year/month	OTHER TRANSPORTABLE GOODS												
	Timber	Printing Paper	Hard Board	Coke	Motor Sprit	Diesel Oil	Kerosine Oil	Furnace Oil	Mobile Oil	Chemicals	Dying Materials	Fertilizers	Pesticides
(2007-08=100)													
2011-12	139.00	127.83	150.70	159.41	155.00	240.05	241.84	200.78	173.18	144.52	105.67	258.65	164.20
2012-13	149.51	158.66	193.63	163.45	168.70	257.74	260.42	177.08	183.78	154.14	105.42	261.38	195.99
2013-14	170.36	169.84	220.14	163.45	184.99	271.23	283.49	176.90	194.20	171.90	115.91	266.33	227.17
2014-15	195.72	167.58	218.10	163.45	147.81	214.81	228.04	132.51	201.20	196.13	145.04	272.04	281.42
2015-16	214.44	163.34	199.14	163.45	120.71	157.60	137.91	70.22	198.20	184.23	146.55	267.53	310.85
2015 Aug	204.34	164.56	197.92	163.45	129.65	177.90	165.55	90.81	199.10	187.61	146.55	271.71	306.30
Sep	208.04	164.56	197.92	163.45	124.58	170.11	152.12	76.67	199.10	187.25	146.55	275.23	306.30
Oct	213.18	164.56	197.92	163.45	124.58	170.11	152.12	79.32	199.78	186.09	146.55	274.03	312.37
Nov	214.43	164.56	197.92	163.45	128.80	172.03	152.12	75.72	199.78	185.92	146.55	273.25	312.37
Dec	214.43	161.82	197.92	163.45	128.80	171.49	150.01	65.28	199.78	182.83	146.55	271.62	312.37
2016 Jan	216.25	161.82	197.92	163.45	128.80	155.51	128.46	50.24	199.78	182.92	146.55	270.92	312.37
Feb	216.79	161.82	197.92	163.45	120.33	142.84	115.11	48.20	196.00	183.07	146.55	266.79	312.37
Mar	220.36	161.82	197.92	163.45	106.00	134.76	115.11	51.43	196.00	182.47	146.55	264.83	312.37
Apr	220.36	161.82	197.92	163.45	108.54	136.30	115.11	58.58	196.00	182.61	146.55	262.47	312.37
May	220.36	161.82	197.92	163.45	108.54	136.30	115.11	62.54	196.00	178.78	146.55	256.25	312.37
Jun	220.36	166.34	212.50	163.45	108.54	136.30	115.11	76.28	196.00	178.23	146.55	250.41	312.37
Jul	220.36	165.84	212.50	163.45	108.54	144.34	115.11	80.24	196.00	178.21	146.55	227.23	312.37
Aug	220.36	164.90	197.92	163.45	108.54	144.34	115.11	75.95	196.00	177.26	146.55	226.26	308.79

Contd.

7.9 Index number of wholesale prices by commodities

Year / month	OTHER TRANSPORTABLE GOODS												
	Insecti- cides	Paints & Varnishes	Medicines	Soaps & Detergent	Auto Tyers	Plastic Products	Glass Sheets	Other Glass Articles	Ceramics & Sanitary	Bricks Blocks & Tiles	Cement	Bed Foams	Matches
(2007-08=100)													
2011-12	125.90	187.97	117.18	151.04	171.17	179.77	168.41	206.10	136.90	165.89	162.19	126.38	118.84
2012-13	120.85	237.85	138.59	167.01	180.56	193.02	192.56	199.82	158.32	176.20	185.77	141.29	132.57
2013-14	143.37	260.43	139.76	180.26	185.96	201.16	207.04	212.10	182.46	193.91	203.42	148.32	143.20
2014-15	160.37	285.05	144.94	178.53	190.42	216.58	220.72	234.52	213.29	206.14	208.01	154.60	146.44
2015-16	135.83	295.05	151.50	176.76	188.83	228.68	231.30	247.70	226.84	215.66	206.72	161.34	162.62
2015 Aug	138.59	295.36	145.20	180.05	191.78	228.34	231.30	243.63	221.62	209.99	206.97	156.67	162.62
Sep	138.59	295.36	145.71	180.67	192.83	228.35	231.30	243.63	227.13	209.99	206.87	156.67	162.62
Oct	138.59	295.36	146.38	180.67	192.83	231.05	231.30	243.63	227.13	216.83	206.70	156.67	162.62
Nov	134.66	295.36	146.67	121.33	192.83	231.05	231.30	243.63	227.13	217.09	206.79	156.67	162.62
Dec	134.66	295.36	146.89	181.28	192.83	231.05	231.30	243.63	227.13	217.47	206.53	157.17	162.62
2016 Jan	134.66	295.36	146.89	181.44	192.68	229.95	231.30	243.63	226.78	216.96	206.70	157.17	162.62
Feb	129.81	295.36	153.18	183.70	186.64	226.58	231.30	243.63	227.51	216.02	206.70	167.67	162.62
Mar	133.20	295.36	156.79	182.03	184.65	226.58	231.30	243.63	227.51	217.05	206.40	167.67	162.62
Apr	135.79	295.36	160.98	182.24	184.65	226.58	231.30	243.63	227.51	217.83	205.87	167.67	162.62
May	134.92	295.36	161.67	183.12	181.25	227.58	231.30	254.36	230.06	220.40	205.35	167.67	162.62
Jun	135.64	295.36	162.48	184.58	181.25	228.35	231.30	281.73	231.59	218.86	208.51	167.67	162.62
Jul	137.30	295.36	162.62	185.10	181.25	228.35	233.11	299.07	231.59	218.73	211.95	158.83	162.62
Aug	137.12	295.36	162.78	185.30	181.25	228.35	247.94	299.07	233.48	218.86	211.14	158.83	162.62

Contd.

7.9 Index number of wholesale prices by commodities

Year/month	METAL PRODUCT MACHINERY & EQUIPMENT									
	Pig Iron	Steel Bars & Sheets	Pipe Fittings	Steel Products	Engine & Motors	Vacuum Pumps	Air Conditioners	Cultivators	Chuff Cutter	Tractors
(2007-08=100)										
2011-12	128.97	133.06	140.66	152.22	109.07	115.39	165.34	184.47	131.97	177.34
2012-13	128.97	134.92	143.38	162.79	109.07	115.39	174.17	187.71	140.67	161.96
2013-14	128.97	140.15	163.38	169.47	109.07	115.39	180.79	215.46	146.36	188.81
2014-15	128.97	144.81	189.28	173.11	109.07	115.39	195.28	224.52	149.20	214.54
2015-16	128.97	128.59	193.28	175.40	109.14	115.24	200.41	219.76	149.20	207.71
2015 Aug	128.97	136.92	192.08	173.54	109.07	115.39	199.53	219.76	149.20	214.54
Sep	128.97	130.45	192.08	173.54	109.07	115.39	200.18	219.76	149.20	214.54
Oct	128.97	129.32	192.08	173.54	109.07	115.39	200.18	219.76	149.20	205.43
Nov	128.97	127.63	195.10	173.54	109.07	115.39	200.18	219.76	149.20	205.43
Dec	128.97	127.00	194.96	176.27	109.07	115.39	200.18	219.76	149.20	205.43
2016 Jan	128.97	125.33	193.06	176.27	109.07	115.39	200.18	219.76	149.20	205.43
Feb	128.97	123.59	193.06	176.83	109.24	115.39	200.18	219.76	149.20	205.43
Mar	128.97	123.70	193.06	176.80	109.24	114.95	201.18	219.76	149.20	205.43
Apr	128.97	127.90	193.06	176.99	109.24	114.95	201.18	219.76	149.20	205.43
May	128.97	127.17	193.63	176.99	109.24	114.95	201.18	219.76	149.20	205.43
Jun	128.97	125.30	193.63	176.99	109.24	114.95	201.18	219.76	149.20	205.43
Jul	128.97	124.34	193.63	176.99	109.24	114.95	201.18	219.76	149.20	203.68
Aug	128.97	122.74	193.63	176.99	109.24	114.95	201.18	219.76	149.20	203.68

Contd.

7.9 Index number of wholesale prices by commodities

Year / month	METAL PRODUCT MACHINERY & EQUIPMENT								
	Lathe Machine	Concrete Mixer	Refrige Wash & Sew mach Iron	Electrical Wires	Lighting Equip-ments	Radio & Television	Motor Vehicles	Motor Cycles	Bicycles
(2007-08=100)									
2011-12	147.58	138.83	162.92	160.69	141.05	130.71	155.07	122.52	166.65
2012-13	147.68	138.83	167.54	160.01	147.57	127.52	170.90	125.06	177.20
2013-14	186.40	138.83	188.44	173.65	163.03	126.49	179.74	125.61	181.58
2014-15	208.81	138.83	197.51	186.83	166.63	126.49	182.92	127.07	184.24
2015-16	208.81	138.83	199.91	194.12	167.74	127.36	184.05	125.89	185.97
2015 Aug	208.81	138.83	198.62	192.45	167.30	126.49	183.03	125.89	185.63
Sep	208.81	138.83	198.62	192.45	167.30	126.49	183.03	125.89	185.63
Oct	208.81	138.83	200.43	195.19	167.30	126.49	183.03	125.89	185.63
Nov	208.81	138.83	200.43	195.19	167.30	126.49	183.03	125.89	185.63
Dec	208.81	138.83	200.43	195.19	167.30	126.49	183.03	125.89	185.63
2016 Jan	208.81	138.83	199.36	195.19	167.30	126.49	184.14	125.89	185.63
Feb	208.81	138.83	199.42	195.19	167.30	126.49	185.25	125.89	185.63
Mar	208.81	138.83	199.37	195.19	167.30	126.49	185.25	125.89	185.63
Apr	208.81	138.83	200.02	195.19	167.30	126.49	185.25	125.89	185.63
May	208.81	138.83	201.77	195.19	169.52	129.97	185.25	125.89	187.65
Jun	208.81	138.83	201.88	195.19	170.34	133.46	185.25	125.89	187.65
Jul	208.81	138.83	204.01	195.19	172.03	135.55	185.25	125.89	187.65
Aug	214.81	138.83	204.03	195.19	172.03	140.42	185.25	125.89	187.65

7.10 Intercity Wholesale Prices of Selected Commodities

Group/Commodity/Item Specification	Unit	City	Prices (Rs.)			% Change in Aug., 2016 Over	
			Aug.,2016	Jul., 2016	Aug.,2015	July, 2016	Aug., 2015
1. Agriculture Forestry & Fishery							
001. Wheat							
0111201. WHEAT AVG. QLTY.	100 KG.	LAH	3312.50	3287.50	3362.50	0.76	-1.49
		FAS	3137.50	3250.00	3100.00	-3.46	1.21
		RAW	3375.00	3375.00	3425.00	0.00	-1.46
		MUL	3162.50	3175.00	3075.00	-0.39	2.85
		GUJ	3200.00	3175.00	3112.50	0.79	2.81
		SAH	3156.50	3156.50	3087.50	0.00	2.23
		SAR	3050.00	3100.00	2950.00	-1.61	3.39
		SKT	3400.00	3400.00	3375.00	0.00	0.74
		BPR	3187.50	3212.50	3105.00	-0.78	2.66
		GJT	3200.00	3150.00	3050.00	1.59	4.92
		KSR	3287.50	3212.50	3325.00	2.33	-1.13
		KAR	3500.00	3600.00	3500.00	-2.78	0.00
		HYD	3260.00	3260.00	3120.00	0.00	4.49
		SKR	3400.00	3400.00	3000.00	0.00	13.33
		LRK	3125.00	3000.00	2750.00	4.17	13.64
		MPK	2900.00	2900.00	3170.00	0.00	-8.52
		NWB	3000.00	3000.00	2800.00	0.00	7.14
		PSH	3150.00	3050.00	2750.00	3.28	14.55
		BNU	3250.00	3200.00	3175.00	1.56	2.36
002. Maize							
0112201. MAIZE AVG. QLTY.	40 KG.	LAH	875.00	875.00	1150.00	0.00	-23.91
		FAS	1450.00	1450.00	1250.00	0.00	16.00
		RAW	1187.50	1187.50	1187.50	0.00	0.00
		SAR	1550.00	1550.00	1250.00	0.00	24.00
		KSR	825.00	825.00	1050.00	0.00	-21.43
		KAR	1640.00	1640.00	1370.00	0.00	19.71
		HYD	1125.00	1125.00	1225.00	0.00	-8.16
		PSH	1160.00	1160.00	920.00	0.00	26.09
		BNU	1400.00	1400.00	1400.00	0.00	0.00
		QTA	1390.00	1390.00	1390.00	0.00	0.00
003. Rice							
0113201. RICE BASMATI SUP. QLTY.	40 KG.	LAH	3462.50	3462.50	3900.00	0.00	-11.22
		FAS	2700.00	2700.00	2750.00	0.00	-1.82
		RAW	4725.00	4625.00	5000.00	2.16	-5.50
		MUL	3150.00	2900.00	3900.00	8.62	-19.23
		GUJ	3050.00	3050.00	3050.00	0.00	0.00
		SKT	3100.00	3100.00	2500.00	0.00	24.00
		KAR	3960.00	3960.00	4100.00	0.00	-3.41
		HYD	3850.00	3850.00	3950.00	0.00	-2.53
		MPK	3600.00	3600.00	4200.00	0.00	-14.29
		PSH	3350.00	3350.00	3650.00	0.00	-8.22
		MNG	3050.00	3050.00	3350.00	0.00	-8.96
		QTA	4800.00	4800.00	4800.00	0.00	0.00
0113202. RICE BASMATI BROKEN AVG. QLTY.	40 KG.	LAH	1820.00	1820.00	2350.00	0.00	-22.55
		RAW	2825.00	2775.00	3075.00	1.80	-8.13
		GUJ	1900.00	1900.00	2100.00	0.00	-9.52
		SAH	1625.00	1625.00	1700.00	0.00	-4.41
		SKT	1800.00	1800.00	1800.00	0.00	0.00
		BPR	1950.00	1950.00	2100.00	0.00	-7.14
		GJT	1800.00	1800.00	1850.00	0.00	-2.70
		KSR	1925.00	1925.00	2400.00	0.00	-19.79
		KAR	1950.00	1950.00	2474.00	0.00	-21.18
		HYD	1825.00	1825.00	2000.00	0.00	-8.75
		SKR	2000.00	2000.00	2000.00	0.00	0.00

Contd.

7.10 Intercity Wholesale Prices of Selected Commodities

Group/Commodity/Item Specification	Unit	City	Prices (Rs.)			% Change in Aug., 2016 Over	
			Aug.,2016	Jul., 2016	Aug.,2015	July, 2016	Aug., 2015
		LRK	2500.00	2500.00	3200.00	0.00	-21.88
		MPK	1520.00	1520.00	1400.00	0.00	8.57
		PSH	1650.00	1650.00	1950.00	0.00	-15.38
		BNU	1650.00	1650.00	1650.00	0.00	0.00
		QTA	2400.00	2400.00	2900.00	0.00	-17.24
0113203. RICE IRRI-9 PUNJAB	40 KG.	LAH	1700.00	1700.00	2175.00	0.00	-21.84
		FAS	1400.00	1400.00	1600.00	0.00	-12.50
		RAW	2225.00	2175.00	2250.00	2.30	-1.11
		SAR	1750.00	1750.00	1700.00	0.00	2.94
		SKT	1600.00	1600.00	1600.00	0.00	0.00
		QTA	1360.00	1360.00	1360.00	0.00	0.00
0113204. RICE IRRI-6 SINDH	40 KG.	KAR	1320.00	1320.00	1540.00	0.00	-14.29
		HYD	1425.00	1425.00	1650.00	0.00	-13.64
		SKR	1440.00	1440.00	1340.00	0.00	7.46
		LRK	1360.00	1360.00	1200.00	0.00	13.33
		NWB	1800.00	1800.00	1630.00	0.00	10.43
		PSH	1900.00	1650.00	1320.00	15.15	43.94
		QTA	1080.00	1080.00	1600.00	0.00	-32.50
004. Sorghum / Jowar							
0114201. JOWAR AVG. QLTY.	40 KG.	LAH	1550.00	1550.00	1650.00	0.00	-6.06
		FAS	1250.00	1475.00	1800.00	-15.25	-30.56
		SAR	1650.00	1750.00	3350.00	-5.71	-50.75
		GJT	1600.00	1600.00	2200.00	0.00	-27.27
		KAR	1580.00	1580.00	1510.00	0.00	4.64
		HYD	1350.00	1350.00	1500.00	0.00	-10.00
		PSH	1700.00	1700.00	1500.00	0.00	13.33
005. Millet / Bajra							
0118201. BAJRA AVG. QLTY.	40 KG.	LAH	1325.00	1325.00	1275.00	0.00	3.92
		FAS	1190.00	1550.00	1400.00	-23.23	-15.00
		SAR	1275.00	1275.00	1387.50	0.00	-8.11
		GJT	1400.00	1400.00	1335.00	0.00	4.87
		KAR	1420.00	1320.00	1312.50	7.58	8.19
		HYD	1600.00	1500.00	1350.00	6.67	18.52
		PSH	1469.00	1469.00	1310.00	0.00	12.14
006. Vegetables							
0122201. CUCUMBER (KHEERA) AVG. QLTY.	100 KG.	LAH	3950.00	3950.00	4350.00	0.00	-9.20
		FAS	6250.00	3500.00	4750.00	78.57	31.58
		RAW	5350.00	5250.00	5550.00	1.90	-3.60
		MUL	5250.00	4500.00	7750.00	16.67	-32.26
		GUJ	4000.00	4000.00	1050.00	0.00	280.95
		SAR	8550.00	7350.00	7350.00	16.33	16.33
		SKT	7000.00	5500.00	6000.00	27.27	16.67
		KAR	2600.00	3800.00	3750.00	-31.58	-30.67
		HYD	4500.00	3800.00	4800.00	18.42	-6.25
		SKR	4000.00	3000.00	2000.00	33.33	100.00
		PSH	3000.00	5000.00	4900.00	-40.00	-38.78
		BNU	6000.00	4500.00	2600.00	33.33	130.77
		QTA	4600.00	4200.00	4800.00	9.52	-4.17
0122401. TOMATOES AVG. QLTY.	40 KG.	LAH	1930.00	2440.00	1575.00	-20.90	22.54
		FAS	2200.00	2200.00	1800.00	0.00	22.22
		RAW	1825.00	2425.00	2375.00	-24.74	-23.16
		MUL	1800.00	2200.00	1400.00	-18.18	28.57
		GUJ	2050.00	2400.00	1475.00	-14.58	38.98
		SAH	2030.00	2500.00	1860.00	-18.80	9.14
		SAR	2735.00	2350.00	1850.00	16.38	47.84
		SKT	2500.00	2200.00	1600.00	13.64	56.25

Contd.

7.10 Intercity Wholesale Prices of Selected Commodities

Group/Commodity/Item Specification	Unit	City	Prices (Rs.)			% Change in Aug., 2016 Over	
			Aug.,2016	Jul., 2016	Aug.,2015	July, 2016	Aug., 2015
		BPR	1960.00	2300.00	1680.00	-14.78	16.67
		GJT	2050.00	2400.00	2400.00	-14.58	-14.58
		KAR	760.00	1200.00	2100.00	-36.67	-63.81
		HYD	2000.00	2000.00	4000.00	0.00	-50.00
		SKR	1600.00	1600.00	1000.00	0.00	60.00
		LRK	2320.00	2000.00	2400.00	16.00	-3.33
		MPK	1550.00	1400.00	1600.00	10.71	-3.13
		PSH	1600.00	1900.00	1580.00	-15.79	1.27
		BNU	1600.00	2000.00	1600.00	-20.00	0.00
		MNG	2400.00	2400.00	2400.00	0.00	0.00
		QTA	1280.00	1280.00	1280.00	0.00	0.00
0124201. GARLIC	40 KG.	LAH	7300.00	6300.00	4812.50	15.87	51.69
		FAS	5750.00	5000.00	3800.00	15.00	51.32
		RAW	8450.00	7675.00	3900.00	10.10	116.67
		SAR	10250.00	8650.00	5360.00	18.50	91.23
		SKT	10250.00	8800.00	5200.00	16.48	97.12
		GJT	8000.00	7000.00	4600.00	14.29	73.91
		KAR	7600.00	7600.00	4490.00	0.00	69.27
		HYD	9750.00	6650.00	5450.00	46.62	78.90
		SKR	8000.00	6800.00	4000.00	17.65	100.00
		PSH	8800.00	7000.00	5640.00	25.71	56.03
		MNG	10400.00	8800.00	4800.00	18.18	116.67
		QTA	6800.00	6400.00	4200.00	6.25	61.90
0124301. ONIONS DRY AVG. QLTY.	40 KG.	LAH	625.00	740.00	1287.50	-15.54	-51.46
		FAS	720.00	900.00	850.00	-20.00	-15.29
		RAW	825.00	925.00	1625.00	-10.81	-49.23
		MUL	520.00	800.00	1050.00	-35.00	-50.48
		GUJ	775.00	900.00	1150.00	-13.89	-32.61
		SAH	737.50	912.50	1060.00	-19.18	-30.42
		SAR	560.00	780.00	1070.00	-28.21	-47.66
		SKT	1040.00	1200.00	1350.00	-13.33	-22.96
		BPR	920.00	880.00	1480.00	4.55	-37.84
		GJT	775.00	960.00	1150.00	-19.27	-32.61
		KSR	850.00	980.00	1350.00	-13.27	-37.04
		KAR	460.00	620.00	1325.00	-25.81	-65.28
		HYD	550.00	650.00	1300.00	-15.38	-57.69
		SKR	400.00	600.00	750.00	-33.33	-46.67
		LRK	950.00	1000.00	1500.00	-5.00	-36.67
		MPK	400.00	600.00	1000.00	-33.33	-60.00
		NWB	1200.00	1200.00	1600.00	0.00	-25.00
		PSH	850.00	850.00	1460.00	0.00	-41.78
		BNU	800.00	1200.00	1300.00	-33.33	-38.46
		MNG	1000.00	1000.00	1400.00	0.00	-28.57
		QTA	1000.00	1000.00	1280.00	0.00	-21.88
0124902. LADY FINGER AVG. QLTY.	100 KG.	LAH	5550.00	7750.00	3900.00	-28.39	42.31
		FAS	6500.00	5500.00	3375.00	18.18	92.59
		RAW	7250.00	9900.00	4650.00	-26.77	55.91
		MUL	4750.00	4500.00	4750.00	5.56	0.00
		SKT	8250.00	8000.00	5500.00	3.13	50.00
		KAR	5250.00	6250.00	4100.00	-16.00	28.05
		SKR	6000.00	6000.00	4000.00	0.00	50.00
		PSH	4000.00	7000.00	4550.00	-42.86	-12.09
		BNU	7000.00	6000.00	5000.00	16.67	40.00
		QTA	7200.00	10000.00	8200.00	-28.00	-12.20
0124903. TINDA AVG. QLTY.	100 KG.	LAH	6650.00	6100.00	5450.00	9.02	22.02
		FAS	7000.00	7000.00	4500.00	0.00	55.56

Contd.

7.10 Intercity Wholesale Prices of Selected Commodities

Group/Commodity/Item Specification	Unit	City	Prices (Rs.)			% Change in Aug., 2016 Over	
			Aug.,2016	Jul., 2016	Aug.,2015	July, 2016	Aug., 2015
		RAW	6550.00	7450.00	4750.00	-12.08	37.89
		MUL	4250.00	6250.00	6250.00	-32.00	-32.00
		SKT	10000.00	7000.00	6000.00	42.86	66.67
		KAR	3750.00	3800.00	2900.00	-1.32	29.31
		SKR	3500.00	3500.00	3200.00	0.00	9.38
		MPK	6100.00	6100.00	4800.00	0.00	27.08
		PSH	3500.00	6000.00	5250.00	-41.67	-33.33
		MNG	5500.00	6000.00	5750.00	-8.33	-4.35
0124904. BRINJAL AVG. QLTY.	100 KG.	LAH	2250.00	3450.00	3350.00	-34.78	-32.84
		FAS	2500.00	4500.00	2100.00	-44.44	19.05
		MUL	3250.00	3250.00	2750.00	0.00	18.18
		SAR	3125.00	4750.00	2450.00	-34.21	27.55
		SKT	3100.00	4500.00	3000.00	-31.11	3.33
		KAR	2250.00	2200.00	2700.00	2.27	-16.67
		SKR	3000.00	3600.00	3200.00	-16.67	-6.25
		MPK	1550.00	1900.00	2700.00	-18.42	-42.59
		PSH	3500.00	5000.00	4050.00	-30.00	-13.58
		BNU	4000.00	4500.00	2000.00	-11.11	100.00
		QTA	2600.00	2600.00	3200.00	0.00	-18.75
0124905. BOTTLE GOURD (LOKI)	100 KG.	LAH	3450.00	5900.00	2700.00	-41.53	27.78
		FAS	2500.00	3500.00	2750.00	-28.57	-9.09
		RAW	6250.00	7100.00	4900.00	-11.97	27.55
		KAR	5250.00	3750.00	3300.00	40.00	59.09
		HYD	3700.00	3500.00	3500.00	5.71	5.71
		SKR	2400.00	3000.00	2400.00	-20.00	0.00
		PSH	3600.00	6000.00	5250.00	-40.00	-31.43
		BNU	3000.00	2500.00	2000.00	20.00	50.00
0124906. KARELLA	100 KG.	LAH	6450.00	5700.00	4100.00	13.16	57.32
		FAS	6500.00	3500.00	6500.00	85.71	0.00
		RAW	5450.00	6250.00	6050.00	-12.80	-9.92
		SAR	5025.00	6850.00	5425.00	-26.64	-7.37
		KAR	5250.00	2100.00	4700.00	150.00	11.70
		HYD	3500.00	3500.00	4000.00	0.00	-12.50
		SKR	6000.00	5000.00	4500.00	20.00	33.33
		PSH	3000.00	3000.00	4750.00	0.00	-36.84
		BNU	5000.00	5000.00	5000.00	0.00	0.00
007. Fresh Fruits							
0131201. BANANA AVG. QLTY.	DOZ.	LAH	64.50	74.00	46.25	-12.84	39.46
		FAS	45.00	55.00	52.50	-18.18	-14.29
		RAW	58.75	100.00	100.00	-41.25	-41.25
		MUL	55.00	75.00	67.50	-26.67	-18.52
		GUJ	50.00	87.50	72.50	-42.86	-31.03
		SKT	60.00	60.00	70.00	0.00	-14.29
		BPR	60.00	70.00	52.50	-14.29	14.29
		GJT	50.00	75.00	72.50	-33.33	-31.03
		KAR	36.50	47.50	35.00	-23.16	4.29
		HYD	50.00	65.00	47.50	-23.08	5.26
		SKR	55.00	60.00	40.00	-8.33	37.50
		MPK	27.50	27.50	25.00	0.00	10.00
		PSH	60.00	60.00	47.50	0.00	26.32
		MNG	90.00	145.00	90.00	-37.93	0.00
0131601. MANGOES SINDHRI AVG. QLTY.	40 KG.	KAR	2500.00	2500.00	1900.00	0.00	31.58
		HYD	3500.00	3500.00	3500.00	0.00	0.00
0131602. MANGOES LANGRA AVG. QLTY.	40 KG.	LAH	2425.00	2650.00	2625.00	-8.49	-7.62
		RAW	3125.00	3025.00	2525.00	3.31	23.76
		MUL	2200.00	2200.00	2500.00	0.00	-12.00

Contd.

7.10 Intercity Wholesale Prices of Selected Commodities

Group/Commodity/Item Specification	Unit	City	Prices (Rs.)			% Change in Aug., 2016 Over		
			Aug.,2016	Jul., 2016	Aug.,2015	July, 2016	Aug., 2015	
		GJT	2200.00	2200.00	1530.00	0.00	43.79	
		KAR	2300.00	2300.00	1900.00	0.00	21.05	
		PSH	2100.00	2100.00	2900.00	0.00	-27.59	
		QTA	3000.00	3200.00	3040.00	-6.25	-1.32	
0131603.	MANGOES CHONSA AVG. QLTY.	40 KG.	LAH	3250.00	3525.00	3175.00	-7.80	2.36
			FAS	3000.00	3400.00	2325.00	-11.76	29.03
			RAW	4175.00	4025.00	4450.00	3.73	-6.18
			MUL	1400.00	3000.00	3350.00	-53.33	-58.21
			GJT	2400.00	4000.00	4000.00	-40.00	-40.00
			KAR	2500.00	2500.00	2440.00	0.00	2.46
0131701.	PAPAYA (PAPETA)	40 KG.	LAH	4050.00	4050.00	3700.00	0.00	9.46
			KAR	1300.00	2300.00	2240.00	-43.48	-41.96
			HYD	2400.00	2400.00	2100.00	0.00	14.29
			MPK	2100.00	2250.00	2600.00	-6.67	-19.23
0133001.	GRAPES (ANGOOR) AVG. QLTY.	40 KG.	LAH	5050.00	5250.00	6250.00	-3.81	-19.20
			RAW	4150.00	6100.00	4950.00	-31.97	-16.16
			KAR	3600.00	5800.00	3400.00	-37.93	5.88
			HYD	4500.00	5000.00	6500.00	-10.00	-30.77
			SKR	2800.00	6000.00	4400.00	-53.33	-36.36
			QTA	3600.00	5200.00	3440.00	-30.77	4.65
0134401.	STRAWBURY	40 KG.	LAH	2850.00	2850.00	3350.00	0.00	-14.93
			RAW	4650.00	4650.00	5450.00	0.00	-14.68
			KAR	4600.00	4600.00	5000.00	0.00	-8.00
			SKR	2000.00	2000.00	2500.00	0.00	-20.00
0135101.	APPLE AVG. QLTY.	40 KG.	LAH	4720.00	5050.00	2875.00	-6.53	64.17
			RAW	2475.00	2625.00	2875.00	-5.71	-13.91
			MUL	2600.00	4200.00	4650.00	-38.10	-44.09
			KAR	1100.00	3100.00	3483.00	-64.52	-68.42
			HYD	2500.00	5500.00	2400.00	-54.55	4.17
			SKR	1600.00	1880.00	1800.00	-14.89	-11.11
			PSH	2400.00	2500.00	3100.00	-4.00	-22.58
			MNG	3200.00	6000.00	3100.00	-46.67	3.23
			QTA	2640.00	4640.00	3440.00	-43.10	-23.26
0135102.	APPLE SUP. QLTY.	40 KG.	LAH	6050.00	6335.00	4550.00	-4.50	32.97
			RAW	6525.00	6525.00	6375.00	0.00	2.35
			GJT	5600.00	5600.00	7100.00	0.00	-21.13
			KAR	1700.00	5400.00	4600.00	-68.52	-63.04
			PSH	2900.00	3100.00	3400.00	-6.45	-14.71
			MNG	4000.00	10000.00	4100.00	-60.00	-2.44
			QTA	3640.00	5640.00	4440.00	-35.46	-18.02
0135501.	PEACH(AROO) AVG. QLTY.	40 KG.	LAH	3275.00	3650.00	2875.00	-10.27	13.91
			RAW	3525.00	3350.00	3750.00	5.22	-6.00
			KAR	3600.00	2900.00	2900.00	24.14	24.14
			PSH	3200.00	2700.00	2750.00	18.52	16.36
			QTA	4240.00	3840.00	3800.00	10.42	11.58
0135901.	GUAVA AVG. QLTY.	40 KG.	LAH	1675.00	0.00	2425.00	-----	-30.93
			RAW	2425.00	0.00	2950.00	-----	-17.80
			MUL	1500.00	0.00	2300.00	-----	-34.78
			KAR	1160.00	0.00	1640.00	-----	-29.27
			HYD	1600.00	0.00	1200.00	-----	33.33
			PSH	1150.00	0.00	3100.00	-----	-62.90
0136101.	WATER MELON	40 KG.	LAH	555.00	555.00	600.00	0.00	-7.50
			FAS	500.00	500.00	350.00	0.00	42.86
			RAW	1175.00	1175.00	775.00	0.00	51.61
			MUL	880.00	550.00	735.00	60.00	19.73
			KSR	490.00	490.00	625.00	0.00	-21.60

Contd.

7.10 Intercity Wholesale Prices of Selected Commodities

Group/Commodity/Item Specification	Unit	City	Prices (Rs.)			% Change in Aug., 2016 Over	
			Aug.,2016	Jul., 2016	Aug.,2015	July, 2016	Aug., 2015
		KAR	880.00	720.00	670.00	22.22	31.34
		HYD	950.00	950.00	2500.00	0.00	-62.00
		SKR	400.00	400.00	1000.00	0.00	-60.00
		PSH	800.00	800.00	1000.00	0.00	-20.00
0136102. MUSK MELON (SARDA/GARMA)	40 KG.	QTA	760.00	760.00	640.00	0.00	18.75
		LAH	1250.00	1250.00	1150.00	0.00	8.70
		RAW	1525.00	1525.00	1475.00	0.00	3.39
		SKT	1000.00	1000.00	2000.00	0.00	-50.00
		KAR	940.00	940.00	1100.00	0.00	-14.55
0136103. SWEET MELON (KHURBOZA)	40 KG.	PSH	1200.00	1200.00	1750.00	0.00	-31.43
		LAH	1135.00	1135.00	1690.00	0.00	-32.84
		RAW	1625.00	1625.00	1525.00	0.00	6.56
		KAR	1100.00	1160.00	700.00	-5.17	57.14
		HYD	2000.00	2000.00	2200.00	0.00	-9.09
008. Dry Fruits							
0138101. ALMOND KAGZI(IN SHELL)AVG. QLTY.	40 KG.	LAH	21800.00	21800.00	21800.00	0.00	0.00
		RAW	16850.00	16850.00	14750.00	0.00	14.24
		MUL	23000.00	23000.00	26500.00	0.00	-13.21
		KAR	25000.00	25000.00	21800.00	0.00	14.68
		HYD	22000.00	22000.00	21000.00	0.00	4.76
		MPK	26000.00	26000.00	27000.00	0.00	-3.70
		PSH	21000.00	21000.00	25500.00	0.00	-17.65
		MNG	21200.00	22000.00	30000.00	-3.64	-29.33
		QTA	20000.00	20000.00	13200.00	0.00	51.52
0138401. CHHOARA (DRY DATES) AVG. QLTY.	40 KG.	LAH	3825.00	3825.00	3500.00	0.00	9.29
		FAS	2750.00	3100.00	2300.00	-11.29	19.57
		RAW	3950.00	3950.00	3950.00	0.00	0.00
		MUL	3300.00	4000.00	3900.00	-17.50	-15.38
		KAR	5400.00	5300.00	4300.00	1.89	25.58
		HYD	3000.00	3000.00	3300.00	0.00	-9.09
		MPK	2200.00	2800.00	2500.00	-21.43	-12.00
		PSH	4000.00	4000.00	3400.00	0.00	17.65
		BNU	3700.00	3700.00	3700.00	0.00	0.00
0138501. PISTACHIO(WITHOUT SHELL)AVG. QLTY	40 KG.	LAH	81500.00	81500.00	83500.00	0.00	-2.40
		RAW	72500.00	72500.00	72500.00	0.00	0.00
		MUL	70500.00	71500.00	78500.00	-1.40	-10.19
		KAR	84000.00	84000.00	88800.00	0.00	-5.41
		HYD	82000.00	82000.00	80000.00	0.00	2.50
		SKR	82000.00	82000.00	83500.00	0.00	-1.80
		PSH	75000.00	75000.00	75000.00	0.00	0.00
		QTA	58000.00	58000.00	58000.00	0.00	0.00
0138901. COCONUT DRY AVG. QLTY.	40 KG.	LAH	9100.00	9100.00	8450.00	0.00	7.69
		MUL	6950.00	7100.00	7750.00	-2.11	-10.32
		GJT	7000.00	7000.00	9000.00	0.00	-22.22
		KAR	8600.00	8600.00	8400.00	0.00	2.38
		HYD	950.00	8000.00	8200.00	-88.13	-88.41
		SKR	9600.00	9600.00	10000.00	0.00	-4.00
		MPK	8200.00	8000.00	9000.00	2.50	-8.89
		PSH	8000.00	8000.00	9600.00	0.00	-16.67
		MNG	7680.00	8400.00	9200.00	-8.57	-16.52
009. Cotton Seeds							
0143101. COTTON SEEDS	40 KG.	FAS	1650.00	1650.00	1050.00	0.00	57.14
		MUL	1550.00	1750.00	1225.00	-11.43	26.53
		SAH	1587.50	2050.00	1475.00	-22.56	7.63
		SAR	1850.00	1900.00	1525.00	-2.63	21.31
		SKT	2000.00	2000.00	1600.00	0.00	25.00

Contd.

7.10 Intercity Wholesale Prices of Selected Commodities

Group/Commodity/Item Specification	Unit	City	Prices (Rs.)			% Change in Aug., 2016 Over	
			Aug.,2016	Jul., 2016	Aug.,2015	July, 2016	Aug., 2015
		KSR	1425.00	1425.00	1425.00	0.00	0.00
		KAR	2280.00	2280.00	2660.00	0.00	-14.29
		HYD	1400.00	1400.00	1200.00	0.00	16.67
010. Other Oil Seeds							
0144201. MUSTARD SEEDS	40 KG.	FAS	2350.00	2350.00	2150.00	0.00	9.30
		MUL	2175.00	2175.00	2050.00	0.00	6.10
		SAH	2225.00	2225.00	2150.00	0.00	3.49
		BPR	2350.00	2350.00	2150.00	0.00	9.30
		KSR	2750.00	2750.00	2750.00	0.00	0.00
		KAR	2520.00	2520.00	2715.00	0.00	-7.18
		HYD	2300.00	2300.00	2100.00	0.00	9.52
		MPK	2000.00	2000.00	2000.00	0.00	0.00
		NWB	2100.00	2100.00	1500.00	0.00	40.00
		PSH	3200.00	3200.00	3200.00	0.00	0.00
011. Edible Roots / Potatoes							
0151001. POTATOES WHITE AVG. QLTY.	40 KG.	KAR	760.00	660.00	405.00	15.15	87.65
		HYD	690.00	690.00	360.00	0.00	91.67
		SKR	800.00	800.00	400.00	0.00	100.00
		MPK	800.00	800.00	360.00	0.00	122.22
		QTA	950.00	850.00	660.00	11.76	43.94
0151002. POTATOES RED AVG. QLTY.	40 KG.	LAH	985.00	730.00	725.00	34.93	35.86
		FAS	1100.00	850.00	825.00	29.41	33.33
		RAW	1375.00	1175.00	737.50	17.02	86.44
		MUL	650.00	900.00	850.00	-27.78	-23.53
		GUJ	1600.00	1600.00	625.00	0.00	156.00
		SAH	690.00	690.00	1025.00	0.00	-32.68
		SAR	2120.00	1615.00	650.00	31.27	226.15
		SKT	2200.00	1500.00	1200.00	46.67	83.33
		BPR	840.00	760.00	620.00	10.53	35.48
		PSH	1100.00	900.00	880.00	22.22	25.00
		MNG	1040.00	1040.00	680.00	0.00	52.94
012. Stimulant & Spice Crops							
0165201. RED CHILLIES DRY(WHOLE)	40 KG.	LAH	9550.00	9550.00	9575.00	0.00	-0.26
		FAS	8000.00	8000.00	8650.00	0.00	-7.51
		RAW	9250.00	9250.00	8750.00	0.00	5.71
		MUL	4700.00	6500.00	7700.00	-27.69	-38.96
		KAR	8600.00	8600.00	8300.00	0.00	3.61
		HYD	10000.00	7800.00	10000.00	28.21	0.00
		MPK	8250.00	7750.00	6000.00	6.45	37.50
		PSH	8000.00	8000.00	8600.00	0.00	-6.98
		QTA	11600.00	11600.00	11600.00	0.00	0.00
0165401. CUMINSEED WHITE 50 G.PKT.NAT.	EACH	LAH	49.50	49.50	49.50	0.00	0.00
		FAS	48.28	48.28	48.28	0.00	0.00
		RAW	46.00	46.00	46.00	0.00	0.00
		MUL	49.07	49.07	48.67	0.00	0.82
		KAR	50.00	50.00	50.00	0.00	0.00
		HYD	52.00	52.00	52.00	0.00	0.00
		MPK	40.45	40.45	40.45	0.00	0.00
		PSH	51.00	51.00	51.00	0.00	0.00
		MNG	45.00	45.00	45.00	0.00	0.00
		QTA	46.00	46.00	46.00	0.00	0.00
0165402. CARDAMOM LARGE	40 KG.	LAH	104000.00	104000.00	112500.00	0.00	-7.56
		RAW	81500.00	81500.00	112500.00	0.00	-27.56
		MUL	95500.00	99000.00	126000.00	-3.54	-24.21
		KAR	110000.00	110000.00	128100.00	0.00	-14.13
		HYD	72000.00	76000.00	110000.00	-5.26	-34.55

Contd.

7.10 Intercity Wholesale Prices of Selected Commodities

Group/Commodity/Item Specification	Unit	City	Prices (Rs.)			% Change in Aug., 2016 Over	
			Aug.,2016	Jul., 2016	Aug.,2015	July, 2016	Aug., 2015
		MPK	105000.00	105000.00	120000.00	0.00	-12.50
		PSH	64000.00	64000.00	128000.00	0.00	-50.00
		QTA	104000.00	104000.00	104000.00	0.00	0.00
0165403. CARDAMOM SMALL	KG.	LAH	1125.00	1125.00	1175.00	0.00	-4.26
		RAW	1325.00	1325.00	1325.00	0.00	0.00
		MUL	790.00	875.00	1250.00	-9.71	-36.80
		KAR	1375.00	1375.00	1275.00	0.00	7.84
		HYD	1000.00	1200.00	1400.00	-16.67	-28.57
		MPK	1000.00	1000.00	1000.00	0.00	0.00
		PSH	1250.00	1250.00	1375.00	0.00	-9.09
		QTA	925.00	925.00	925.00	0.00	0.00
0165501. CINNAMON	40 KG.	RAW	9250.00	9250.00	9250.00	0.00	0.00
		MUL	9100.00	9100.00	9800.00	0.00	-7.14
		KAR	9300.00	9300.00	10200.00	0.00	-8.82
		PSH	8600.00	8600.00	10000.00	0.00	-14.00
		QTA	5100.00	5100.00	5100.00	0.00	0.00
0165701. GINGER GREEN	40 KG.	LAH	2550.00	2550.00	6050.00	0.00	-57.85
		FAS	2450.00	2750.00	5500.00	-10.91	-55.45
		RAW	3075.00	2975.00	6350.00	3.36	-51.57
		SAR	3580.00	3435.00	5850.00	4.22	-38.80
		SKT	5700.00	5700.00	6800.00	0.00	-16.18
		KAR	2200.00	2300.00	6100.00	-4.35	-63.93
		HYD	3500.00	3200.00	7200.00	9.38	-51.39
		SKR	2600.00	2800.00	5600.00	-7.14	-53.57
		PSH	3600.00	4000.00	8400.00	-10.00	-57.14
		MNG	3200.00	3200.00	8000.00	0.00	-60.00
		QTA	6400.00	6000.00	4200.00	6.67	52.38
013. Pulses							
0170101. KIDNEY BEANS DRY WHOLE (LOBIA)	40 KG.	LAH	5075.00	5075.00	5250.00	0.00	-3.33
		RAW	4750.00	4750.00	4725.00	0.00	0.53
		MUL	4250.00	4250.00	4300.00	0.00	-1.16
		KSR	5000.00	5000.00	5250.00	0.00	-4.76
		KAR	4300.00	4300.00	4400.00	0.00	-2.27
		HYD	3400.00	3400.00	3600.00	0.00	-5.56
		PSH	4050.00	4050.00	4100.00	0.00	-1.22
		BNU	4500.00	4500.00	4500.00	0.00	0.00
		QTA	5600.00	5600.00	5000.00	0.00	12.00
0170401. MASOOR WHOLE AVG. QLTY.	100 KG.	LAH	11900.00	11900.00	11250.00	0.00	5.78
		FAS	10750.00	10750.00	9875.00	0.00	8.86
		RAW	13650.00	13650.00	12550.00	0.00	8.76
		MUL	11125.00	11250.00	10100.00	-1.11	10.15
		SAR	12000.00	11500.00	9750.00	4.35	23.08
		SKT	12300.00	12300.00	11000.00	0.00	11.82
		BPR	12250.00	12250.00	10650.00	0.00	15.02
		GJT	11750.00	11750.00	10750.00	0.00	9.30
		KSR	12250.00	12250.00	11750.00	0.00	4.26
		KAR	12100.00	11900.00	10550.00	1.68	14.69
		HYD	11200.00	11500.00	9550.00	-2.61	17.28
		SKR	12000.00	12000.00	11000.00	0.00	9.09
		LRK	11000.00	11000.00	11000.00	0.00	0.00
		MPK	11800.00	12000.00	10800.00	-1.67	9.26
		PSH	13800.00	0.00	12200.00	-----	13.11
		QTA	14600.00	14600.00	13100.00	0.00	11.45
0170402. MASOOR SPLIT AVG. QLTY.	100 KG.	LAH	13650.00	13650.00	13250.00	0.00	3.02
		FAS	12250.00	12250.00	11250.00	0.00	8.89
		RAW	14475.00	14475.00	13400.00	0.00	8.02

Contd.

7.10 Intercity Wholesale Prices of Selected Commodities

Group/Commodity/Item Specification	Unit	City	Prices (Rs.)			% Change in Aug., 2016 Over		
			Aug.,2016	Jul., 2016	Aug.,2015	July, 2016	Aug., 2015	
		MUL	11937.50	12562.50	11500.00	-4.98	3.80	
		SAR	12750.00	13250.00	11250.00	-3.77	13.33	
		SKT	13000.00	14000.00	12800.00	-7.14	1.56	
		BPR	13250.00	13250.00	11500.00	0.00	15.22	
		GJT	13500.00	14000.00	14000.00	-3.57	-3.57	
		KAR	13200.00	13000.00	12350.00	1.54	6.88	
		HYD	12000.00	12400.00	11200.00	-3.23	7.14	
		SKR	13000.00	14000.00	12000.00	-7.14	8.33	
		LRK	13000.00	12500.00	12200.00	4.00	6.56	
		MPK	13000.00	13000.00	12000.00	0.00	8.33	
		PSH	13800.00	13600.00	11900.00	1.47	15.97	
		QTA	15200.00	15200.00	14100.00	0.00	7.80	
0170901.	GRAM WHOLE YELLOW AVG. QLTY.	100 KG.	LAH	14100.00	13650.00	10250.00	3.30	37.56
			FAS	11500.00	10500.00	8250.00	9.52	39.39
			RAW	16750.00	16750.00	8900.00	0.00	88.20
			MUL	14750.00	18250.00	9250.00	-19.18	59.46
			SAR	13875.00	16100.00	8500.00	-13.82	63.24
			BPR	16250.00	16250.00	9250.00	0.00	75.68
			GJT	16000.00	16000.00	9000.00	0.00	77.78
			KAR	17600.00	17600.00	9800.00	0.00	79.59
			HYD	14500.00	14500.00	8600.00	0.00	68.60
			SKR	15000.00	15000.00	9250.00	0.00	62.16
			MPK	20000.00	20000.00	10600.00	0.00	88.68
			PSH	18500.00	18500.00	8400.00	0.00	120.24
			BNU	12200.00	10500.00	8200.00	16.19	48.78
			QTA	14600.00	14600.00	13500.00	0.00	8.15
0170902.	GRAM SPLIT AVG. QLTY.	100 KG.	LAH	13700.00	13100.00	9625.00	4.58	42.34
			FAS	12250.00	11750.00	8750.00	4.26	40.00
			RAW	13950.00	13950.00	10100.00	0.00	38.12
			MUL	14000.00	14250.00	9750.00	-1.75	43.59
			GUJ	14750.00	14750.00	10125.00	0.00	45.68
			SAR	13500.00	14550.00	9625.00	-7.22	40.26
			SKT	14200.00	14200.00	10000.00	0.00	42.00
			BPR	15000.00	15000.00	10000.00	0.00	50.00
			GJT	13750.00	13500.00	10125.00	1.85	35.80
			KAR	14300.00	13750.00	8750.00	4.00	63.43
			HYD	15000.00	15500.00	10800.00	-3.23	38.89
			SKR	14000.00	14000.00	9500.00	0.00	47.37
			MPK	14000.00	14000.00	10400.00	0.00	34.62
			PSH	14350.00	14350.00	9200.00	0.00	55.98
			BNU	15500.00	14500.00	10300.00	6.90	50.49
			QTA	16400.00	16000.00	11600.00	2.50	41.38
0170903.	MASH WHOLE AVG. QLTY.	100 KG.	LAH	23700.00	23250.00	14750.00	1.94	60.68
			FAS	19500.00	18500.00	14500.00	5.41	34.48
			RAW	22250.00	23225.00	16100.00	-4.20	38.20
			MUL	17875.00	17875.00	13600.00	0.00	31.43
			SKT	22000.00	23000.00	14000.00	-4.35	57.14
			KSR	24250.00	23600.00	14750.00	2.75	64.41
			KAR	22500.00	22500.00	13200.00	0.00	70.45
0170904.	MASH SPLIT AVG. QLTY.	100 KG.	LAH	25300.00	24650.00	17750.00	2.64	42.54
			FAS	21750.00	21000.00	17250.00	3.57	26.09
			RAW	23750.00	24900.00	17400.00	-4.62	36.49
			MUL	21625.00	22125.00	16750.00	-2.26	29.10
			SKT	24000.00	25000.00	18000.00	-4.00	33.33
			KSR	25100.00	24750.00	16750.00	1.41	49.85
			KAR	23700.00	23700.00	14450.00	0.00	64.01

Contd.

7.10 Intercity Wholesale Prices of Selected Commodities

Group/Commodity/Item Specification	Unit	City	Prices (Rs.)			% Change in Aug., 2016 Over	
			Aug.,2016	Jul., 2016	Aug.,2015	July, 2016	Aug., 2015
		HYD	21000.00	21600.00	16400.00	-2.78	28.05
		SKR	23000.00	23000.00	15000.00	0.00	53.33
		MPK	21800.00	23000.00	16500.00	-5.22	32.12
		PSH	24000.00	25500.00	16900.00	-5.88	42.01
		MNG	21500.00	23000.00	17300.00	-6.52	24.28
		QTA	26400.00	26400.00	18600.00	0.00	41.94
0170905. MOONG WHOLE AVG. QLTY.	100 KG.	LAH	13350.00	13100.00	14750.00	1.91	-9.49
		FAS	10500.00	10500.00	9900.00	0.00	6.06
		RAW	14350.00	14900.00	16100.00	-3.69	-10.87
		MUL	9125.00	10375.00	12750.00	-12.05	-28.43
		SKT	11500.00	13000.00	14000.00	-11.54	-17.86
		GJT	11000.00	11500.00	11800.00	-4.35	-6.78
		KSR	13150.00	12750.00	13750.00	3.14	-4.36
		KAR	12850.00	12900.00	15000.00	-0.39	-14.33
		SKR	13000.00	13500.00	12000.00	-3.70	8.33
		PSH	11800.00	11800.00	10900.00	0.00	8.26
		MNG	9600.00	10000.00	10000.00	-4.00	-4.00
		QTA	15800.00	15800.00	16800.00	0.00	-5.95
0170906. MOONG SPLIT AVG. QLTY.	100 KG.	LAH	13900.00	13300.00	15250.00	4.51	-8.85
		FAS	11750.00	11750.00	11500.00	0.00	2.17
		RAW	14550.00	15050.00	16900.00	-3.32	-13.91
		MUL	10750.00	12375.00	13750.00	-13.13	-21.82
		SKT	12000.00	13500.00	14000.00	-11.11	-14.29
		GJT	11500.00	12500.00	12500.00	-8.00	-8.00
		KAR	13700.00	13900.00	16000.00	-1.44	-14.38
		HYD	10600.00	11000.00	12600.00	-3.64	-15.87
		SKR	14000.00	14500.00	12500.00	-3.45	12.00
		MPK	12500.00	14000.00	15500.00	-10.71	-19.35
		PSH	12000.00	12000.00	11750.00	0.00	2.13
		MNG	10800.00	11200.00	12800.00	-3.57	-15.63
		QTA	15400.00	15400.00	16400.00	0.00	-6.10
014. Sugar Crops							
0180206. SUGAR CANE (OPEN MARKET)	40 KG.	FAS	175.00	175.00	175.00	0.00	0.00
		HYD	182.00	182.00	182.00	0.00	0.00
		PSH	212.10	212.10	212.00	0.00	0.05
015. Fibre Crops							
0192101. COTTON SPOT RATE EX-KAR.	40 KG.	KAR	7205.00	6829.76	5074.75	5.49	41.98
0192201. JUTE BAGS LOCAL	100	LAH	12550.00	12550.00	12250.00	0.00	2.45
		FAS	9000.00	9000.00	9000.00	0.00	0.00
		KAR	12450.00	12450.00	12100.00	0.00	2.89
		PSH	9500.00	9500.00	9500.00	0.00	0.00
016. Unmanufactured Tobacco							
0197001. TOBACCO SIND KARO	40 KG.	SAR	6100.00	5900.00	5500.00	3.39	10.91
		SKR	2200.00	2200.00	2200.00	0.00	0.00
		LRK	2500.00	2500.00	2500.00	0.00	0.00
0197002. TOBACCO DESI(MITHA)	40 KG.	LAH	6850.00	6850.00	5450.00	0.00	25.69
		SAR	7500.00	7400.00	7150.00	1.35	4.90
		HYD	5000.00	5000.00	5100.00	0.00	-1.96
		QTA	2800.00	2800.00	2800.00	0.00	0.00
0197003. TOBACCO SUFAID PATHA	40 KG.	MUL	7100.00	7100.00	7100.00	0.00	0.00
		SAR	6400.00	6350.00	5200.00	0.79	23.08
		KAR	3600.00	3600.00	2790.00	0.00	29.03
		HYD	5200.00	5200.00	5600.00	0.00	-7.14
		QTA	5415.00	5415.00	5415.00	0.00	0.00
0197004. TOBACCO HUKKA TWISTED	40 KG.	LAH	5850.00	5850.00	4450.00	0.00	31.46
		RAW	2625.00	2625.00	2625.00	0.00	0.00

Contd.

7.10 Intercity Wholesale Prices of Selected Commodities

Group/Commodity/Item Specification	Unit	City	Prices (Rs.)			% Change in Aug., 2016 Over	
			Aug.,2016	Jul., 2016	Aug.,2015	July, 2016	Aug., 2015
		MUL	4700.00	4700.00	4700.00	0.00	0.00
		KSR	5850.00	5850.00	4650.00	0.00	25.81
		HYD	5000.00	5000.00	5200.00	0.00	-3.85
		SKR	8000.00	8000.00	8000.00	0.00	0.00
		QTA	2970.00	2970.00	2970.00	0.00	0.00
0197005. TOBACCO HUKKA PREPARED	40 KG.	LAH	4850.00	4850.00	3850.00	0.00	25.97
		RAW	1525.00	1525.00	1525.00	0.00	0.00
		MUL	1500.00	1500.00	1500.00	0.00	0.00
		KSR	5350.00	4850.00	3700.00	10.31	44.59
		LRK	1500.00	1500.00	1500.00	0.00	0.00
		QTA	1530.00	1530.00	1530.00	0.00	0.00
017. Poultry							
0215101. CHICKEN FARM(LIVE)	1 KG.	LAH	100.50	125.50	130.50	-19.92	-22.99
		FAS	110.00	130.00	135.00	-15.38	-18.52
		RAW	107.50	129.00	126.50	-16.67	-15.02
		MUL	119.00	137.00	140.00	-13.14	-15.00
		GUJ	106.00	128.00	130.00	-17.19	-18.46
		SKT	110.00	125.00	138.00	-12.00	-20.29
		BPR	110.00	134.00	141.00	-17.91	-21.99
		KAR	111.00	145.50	175.00	-23.71	-36.57
		HYD	110.00	150.00	145.00	-26.67	-24.14
		SKR	115.00	130.00	160.00	-11.54	-28.13
		MPK	86.00	120.00	135.00	-28.33	-36.30
		PSH	130.00	146.00	160.00	-10.96	-18.75
		MNG	143.00	175.00	171.00	-18.29	-16.37
		QTA	150.00	180.00	180.00	-16.67	-16.67
018. Raw Milk from Bovine Animals							
0221101. FRESH MILK	40 LTR.	LAH	2460.00	2460.00	3000.00	0.00	-18.00
		FAS	2600.00	2600.00	2200.00	0.00	18.18
		RAW	3337.50	3337.50	3150.00	0.00	5.95
		MUL	2620.00	2450.00	2450.00	6.94	6.94
		SAH	2400.00	2400.00	2000.00	0.00	20.00
		SKT	2600.00	2600.00	2600.00	0.00	0.00
		KSR	2225.00	2225.00	2225.00	0.00	0.00
		KAR	3000.00	3000.00	3000.00	0.00	0.00
		HYD	2800.00	2800.00	2800.00	0.00	0.00
		SKR	2800.00	2800.00	2800.00	0.00	0.00
		MPK	2600.00	2600.00	2560.00	0.00	1.56
		PSH	2400.00	2400.00	2400.00	0.00	0.00
		BNU	2800.00	2800.00	2600.00	0.00	7.69
		QTA	3400.00	3400.00	2800.00	0.00	21.43
019. Eggs							
0231001. EGGS FARM CRATE OF 30 DOZ.	EACH	LAH	2820.00	2580.00	2700.00	9.30	4.44
		FAS	2820.00	2520.00	2700.00	11.90	4.44
		RAW	2755.00	2545.00	2660.00	8.25	3.57
		MUL	2550.00	2450.00	2650.00	4.08	-3.77
		GUJ	2820.00	2250.00	2760.00	25.33	2.17
		SKT	2700.00	2400.00	2700.00	12.50	0.00
		BPR	2820.00	2520.00	2700.00	11.90	4.44
		KAR	2732.00	2535.00	2765.00	7.77	-1.19
		HYD	2650.00	2270.00	2640.00	16.74	0.38
		SKR	2580.00	2460.00	2800.00	4.88	-7.86
		MPK	2640.00	2460.00	2760.00	7.32	-4.35
		PSH	2850.00	2100.00	2700.00	35.71	5.56
		MNG	2700.00	2600.00	2900.00	3.85	-6.90
		QTA	3000.00	3000.00	3200.00	0.00	-6.25

Contd.

7.10 Intercity Wholesale Prices of Selected Commodities

Group/Commodity/Item Specification	Unit	City	Prices (Rs.)			% Change in Aug., 2016 Over			
			Aug.,2016	Jul., 2016	Aug.,2015	July, 2016	Aug., 2015		
020. Raw Animal Materials / Wool									
0294201. WOOL PAK. SUPERIOR WHITE	40 KG.	LAH	1575.00	1575.00	1575.00	0.00	0.00		
		MUL	1750.00	1750.00	1900.00	0.00	-7.89		
		KAR	4350.00	4350.00	3900.00	0.00	11.54		
		BNU	2500.00	2500.00	2500.00	0.00	0.00		
0294202. WOOL PAK. SUPERIOR YELLOW	40 KG.	LAH	1375.00	1375.00	1375.00	0.00	0.00		
		MUL	1050.00	1050.00	1500.00	0.00	-30.00		
		KAR	4300.00	4300.00	3900.00	0.00	10.26		
		BNU	2250.00	2250.00	2250.00	0.00	0.00		
0294203. WOOL PAK MEDIUM WHITE	40 KG.	LAH	1300.00	1300.00	1300.00	0.00	0.00		
		MUL	1700.00	1700.00	1700.00	0.00	0.00		
		KAR	3600.00	3600.00	3400.00	0.00	5.88		
		BNU	2100.00	2100.00	2100.00	0.00	0.00		
0294204. WOOL PAK.MEDIUM YELLOW	40 KG.	LAH	1175.00	1175.00	1175.00	0.00	0.00		
		MUL	850.00	850.00	1300.00	0.00	-34.62		
		KAR	3275.00	3275.00	3100.00	0.00	5.65		
		BNU	1850.00	1850.00	1850.00	0.00	0.00		
0294205. WOOL COLOURED LIGHT	40 KG.	LAH	925.00	925.00	925.00	0.00	0.00		
		MUL	550.00	550.00	750.00	0.00	-26.67		
		KAR	2700.00	2700.00	2500.00	0.00	8.00		
		BNU	1600.00	1600.00	1600.00	0.00	0.00		
0294206. WOOL COLOURED DARK	40 KG.	LAH	825.00	825.00	825.00	0.00	0.00		
		MUL	375.00	375.00	550.00	0.00	-31.82		
		KAR	2500.00	2500.00	2300.00	0.00	8.70		
		BNU	1500.00	1500.00	1500.00	0.00	0.00		
021. Hides & Fur Skins, Raw									
0295101. HIDES WET SALTED COW MEDIUM	EACH	LAH	2800.00	2800.00	2300.00	0.00	21.74		
		RAW	2150.00	2150.00	2550.00	0.00	-15.69		
		MUL	1450.00	1450.00	2050.00	0.00	-29.27		
		SKT	2250.00	2250.00	3000.00	0.00	-25.00		
		KSR	2800.00	2800.00	2250.00	0.00	24.44		
		KAR	4000.00	4000.00	4000.00	0.00	0.00		
		HYD	3000.00	3000.00	3000.00	0.00	0.00		
		BNU	1700.00	1700.00	1700.00	0.00	0.00		
		QTA	3500.00	3500.00	3500.00	0.00	0.00		
		0295102. HIDES WET SALTED BUFFALO MEDIUM	EACH	LAH	2450.00	2450.00	1900.00	0.00	28.95
				RAW	2150.00	2150.00	2550.00	0.00	-15.69
				MUL	2050.00	2050.00	2850.00	0.00	-28.07
SKT	2250.00			2250.00	3000.00	0.00	-25.00		
KSR	2400.00			2400.00	1800.00	0.00	33.33		
KAR	2700.00			2700.00	2700.00	0.00	0.00		
0295103. HIDES WET SALTED CALF MEDIUM	EACH	HYD	1850.00	1850.00	1850.00	0.00	0.00		
		BNU	1900.00	1900.00	1900.00	0.00	0.00		
		QTA	2400.00	2400.00	2400.00	0.00	0.00		
		LAH	2000.00	2000.00	1500.00	0.00	33.33		
		RAW	1750.00	1750.00	2150.00	0.00	-18.60		
		MUL	850.00	850.00	950.00	0.00	-10.53		
		SKT	600.00	600.00	700.00	0.00	-14.29		
		KSR	2000.00	2000.00	1400.00	0.00	42.86		
		KAR	3900.00	3900.00	3900.00	0.00	0.00		
		HYD	2050.00	2050.00	2050.00	0.00	0.00		
		BNU	900.00	900.00	900.00	0.00	0.00		
		QTA	2300.00	2300.00	2300.00	0.00	0.00		
0295301. SHEEP SKIN MEDIUM	100	RAW	25500.00	25500.00	29500.00	0.00	-13.56		
		MUL	12500.00	12500.00	17000.00	0.00	-26.47		
		KSR	22000.00	22000.00	22000.00	0.00	0.00		

Contd.

7.10 Intercity Wholesale Prices of Selected Commodities

Group/Commodity/Item Specification	Unit	City	Prices (Rs.)			% Change in Aug., 2016 Over	
			Aug.,2016	Jul., 2016	Aug.,2015	July, 2016	Aug., 2015
		KAR	42500.00	42500.00	42500.00	0.00	0.00
		HYD	20500.00	20500.00	20500.00	0.00	0.00
		PSH	15000.00	15000.00	38000.00	0.00	-60.53
		QTA	50000.00	50000.00	50000.00	0.00	0.00
0295302. SHEEP SKIN LARGE	100	LAH	39000.00	39000.00	39000.00	0.00	0.00
		RAW	31500.00	31500.00	35500.00	0.00	-11.27
		MUL	21000.00	21000.00	22000.00	0.00	-4.55
		KSR	30500.00	30500.00	30500.00	0.00	0.00
		KAR	55500.00	55500.00	55500.00	0.00	0.00
		HYD	31500.00	31500.00	31500.00	0.00	0.00
		PSH	20000.00	20000.00	52000.00	0.00	-61.54
		QTA	55000.00	55000.00	55000.00	0.00	0.00
0295401. GOAT SKIN LARGE	100	LAH	40000.00	40000.00	40000.00	0.00	0.00
		RAW	30500.00	30500.00	34500.00	0.00	-11.59
		KSR	37000.00	37000.00	37000.00	0.00	0.00
		KAR	37500.00	37500.00	37500.00	0.00	0.00
		HYD	36500.00	36500.00	36500.00	0.00	0.00
		PSH	20000.00	20000.00	35000.00	0.00	-42.86
		QTA	43500.00	43500.00	43500.00	0.00	0.00
0295402. GOAT SKIN EXTRA LARGE	100	LAH	50000.00	50000.00	50000.00	0.00	0.00
		RAW	32500.00	32500.00	35500.00	0.00	-8.45
		MUL	41000.00	41000.00	37500.00	0.00	9.33
		KSR	45000.00	45000.00	45000.00	0.00	0.00
		KAR	49250.00	49250.00	49250.00	0.00	0.00
		HYD	36750.00	36750.00	36750.00	0.00	0.00
		PSH	26000.00	26000.00	36000.00	0.00	-27.78
		QTA	52500.00	52500.00	52500.00	0.00	0.00
0295403. GOAT SKIN MEDIUM	100	LAH	29000.00	29000.00	29000.00	0.00	0.00
		RAW	26500.00	26500.00	29750.00	0.00	-10.92
		MUL	19000.00	19000.00	19000.00	0.00	0.00
		SKT	30000.00	30000.00	35000.00	0.00	-14.29
		KSR	24500.00	24500.00	24500.00	0.00	0.00
		KAR	24500.00	24500.00	24500.00	0.00	0.00
		PSH	20000.00	20000.00	28000.00	0.00	-28.57
		QTA	37500.00	37500.00	37500.00	0.00	0.00
0295404. GOAT SKIN SMALL	100	LAH	21000.00	21000.00	21000.00	0.00	0.00
		RAW	25500.00	25500.00	28750.00	0.00	-11.30
		SKT	10000.00	10000.00	15000.00	0.00	-33.33
		KSR	18500.00	18500.00	18500.00	0.00	0.00
		KAR	26500.00	26500.00	26500.00	0.00	0.00
		PSH	15000.00	15000.00	20000.00	0.00	-25.00
		QTA	27000.00	27000.00	27000.00	0.00	0.00
022. Fuel Wood in Logs							
0313001. FIRE WOOD MIXED DRY	40 KG.	LAH	655.00	655.00	690.00	0.00	-5.07
		FAS	380.00	380.00	380.00	0.00	0.00
		RAW	650.00	650.00	650.00	0.00	0.00
		MUL	490.00	490.00	490.00	0.00	0.00
		GJT	470.00	470.00	470.00	0.00	0.00
		KAR	600.00	600.00	562.50	0.00	6.67
		HYD	400.00	400.00	350.00	0.00	14.29
		SKR	375.00	375.00	375.00	0.00	0.00
		LRK	400.00	400.00	400.00	0.00	0.00
		PSH	675.00	675.00	650.00	0.00	3.85
		MNG	500.00	500.00	500.00	0.00	0.00
		QTA	465.00	465.00	465.00	0.00	0.00

Contd.

7.10 Intercity Wholesale Prices of Selected Commodities

Group/Commodity/Item Specification	Unit	City	Prices (Rs.)			% Change in Aug., 2016 Over	
			Aug.,2016	Jul., 2016	Aug.,2015	July, 2016	Aug., 2015
023. Fish Live Fresh or Chilled							
0411901. FISH RAHU RIVER	40 KG.	LAH	8900.00	8900.00	9850.00	0.00	-9.64
		RAW	6450.00	6450.00	6225.00	0.00	3.61
		MUL	7500.00	7500.00	7350.00	0.00	2.04
		HYD	8000.00	8000.00	7500.00	0.00	6.67
		SKR	9850.00	9850.00	10500.00	0.00	-6.19
		PSH	8000.00	8000.00	8100.00	0.00	-1.23
0411902. FISH RAHU SEA	40 KG.	KAR	9550.00	9550.00	5060.00	0.00	88.74
0411903. FISH SURMAI (SEA)	40 KG.	KAR	14700.00	14700.00	11200.00	0.00	31.25
2. Ores/Minerals, Elec., Gas & Water							
024. Coal not Agglomerated							
1101001. COAL	MT.	LAH	9750.00	9750.00	14250.00	0.00	-31.58
025. Natural Gas Liquified							
1202001. SUI GAS GENERAL INDUSRIAL USE	MMBTU	KAR	600.00	600.00	571.23	0.00	5.04
1202002. LPG	KG.	LAH	69.70	69.70	74.75	0.00	-6.76
		RAW	80.50	85.50	105.00	-5.85	-23.33
		KAR	70.00	80.00	80.00	-12.50	-12.50
		PSH	90.00	90.00	100.00	0.00	-10.00
		QTA	100.00	100.00	100.00	0.00	0.00
1202003. CNG	KG.	KAR	67.50	67.50	73.93	0.00	-8.70
026. Salt & Pure Sodium Chloride							
1620001. SALT CRUSHED LAHORI	40 KG.	LAH	195.00	195.00	195.00	0.00	0.00
		RAW	395.00	395.00	365.00	0.00	8.22
		MUL	280.00	280.00	280.00	0.00	0.00
		GJT	240.00	240.00	240.00	0.00	0.00
		KAR	350.00	350.00	350.00	0.00	0.00
		SKR	275.00	275.00	275.00	0.00	0.00
		PSH	200.00	200.00	200.00	0.00	0.00
1620002. SEA SALT	40 KG.	LAH	195.00	195.00	195.00	0.00	0.00
		FAS	400.00	400.00	400.00	0.00	0.00
		KAR	122.50	122.50	122.50	0.00	0.00
		HYD	150.00	150.00	150.00	0.00	0.00
		NWB	300.00	300.00	300.00	0.00	0.00
027. Electrical Energy							
1710011. ELECTRICITY TARRIF B1	KWH.	KAR	15.34	15.34	15.10	0.00	1.59
1710012. ELECTRICITY TARRIF B2	KWH.	KAR	15.15	15.15	14.92	0.00	1.54
1710013. ELECTRICITY TARRIF B3	KWH.	KAR	15.52	15.52	15.13	0.00	2.58
1710014. ELECTRICITY TARRIF B4	KWH.	KAR	15.46	15.46	15.07	0.00	2.59
1710021. ELECTRICITY TARIFF-D1	KWH.	KAR	10.09	10.09	12.21	0.00	-17.36
1710022. ELECTRICITY TARIFF-D2	KWH.	KAR	11.70	11.70	11.58	0.00	1.04
3. Food,Beverages,Tobacco,Textiles,Leather							
3a) Food Products, Beverages & Tobacco							
028. Meat of Animals							
2111101. BEEF	40 KG.	LAH	11700.00	11700.00	11200.00	0.00	4.46
		FAS	10200.00	10200.00	9300.00	0.00	9.68
		RAW	8950.00	8950.00	8750.00	0.00	2.29
		MUL	9650.00	9650.00	9300.00	0.00	3.76
		SAR	10250.00	10250.00	10200.00	0.00	0.49
		GJT	11200.00	11200.00	10000.00	0.00	12.00
		KAR	11400.00	11400.00	10800.00	0.00	5.56
		HYD	10050.00	10050.00	10050.00	0.00	0.00
		PSH	10800.00	10800.00	11000.00	0.00	-1.82
		MNG	10800.00	10800.00	10000.00	0.00	8.00
		QTA	15000.00	15000.00	15000.00	0.00	0.00
2111601. MUTTON	40 KG.	LAH	28000.00	27300.00	26625.00	2.56	5.16
		FAS	24000.00	24000.00	19750.00	0.00	21.52

Contd.

7.10 Intercity Wholesale Prices of Selected Commodities

Group/Commodity/Item Specification	Unit	City	Prices (Rs.)			% Change in Aug., 2016 Over	
			Aug.,2016	Jul., 2016	Aug.,2015	July, 2016	Aug., 2015
		RAW	26900.00	26900.00	24900.00	0.00	8.03
		MUL	23500.00	23500.00	20600.00	0.00	14.08
		KAR	22200.00	22200.00	21600.00	0.00	2.78
		HYD	21500.00	21500.00	21200.00	0.00	1.42
		PSH	24400.00	24400.00	24700.00	0.00	-1.21
		MNG	20000.00	20000.00	16000.00	0.00	25.00
		QTA	23600.00	23200.00	23200.00	1.72	1.72
029. Vegetables & Fruit Juice							
2133101. TOMATO KETCHUP 300 GM.	DOZ.	LAH	900.00	900.00	900.00	0.00	0.00
		FAS	892.20	892.20	892.20	0.00	0.00
		RAW	1025.00	1025.00	1025.00	0.00	0.00
		MUL	1037.40	1037.40	970.00	0.00	6.95
		GJT	920.00	920.00	920.00	0.00	0.00
		KAR	780.00	780.00	780.00	0.00	0.00
		HYD	724.00	724.00	724.00	0.00	0.00
		SKR	936.72	936.72	936.72	0.00	0.00
		MPK	772.00	772.00	772.00	0.00	0.00
		PSH	1140.00	1140.00	1080.00	0.00	5.56
		MNG	1030.00	1030.00	980.00	0.00	5.10
		QTA	828.00	828.00	828.00	0.00	0.00
2133901. CHILLES & LIME PKL.IN OIL 340 G.	DOZ.	LAH	1100.00	1100.00	1017.00	0.00	8.16
		RAW	1137.50	1137.50	1137.50	0.00	0.00
		KAR	1380.00	1380.00	1092.00	0.00	26.37
		MPK	992.76	992.76	992.76	0.00	0.00
		PSH	1100.00	1100.00	1080.00	0.00	1.85
		QTA	938.00	938.00	938.00	0.00	0.00
030. Dried Fruits & Nuts							
2141101. KISHMISH(RAISIN) AVG. QLTY.	40 KG.	LAH	9900.00	9900.00	9900.00	0.00	0.00
		RAW	8100.00	8100.00	8100.00	0.00	0.00
		MUL	6800.00	7600.00	12250.00	-10.53	-44.49
		KAR	10500.00	10500.00	10200.00	0.00	2.94
		HYD	9400.00	9400.00	9400.00	0.00	0.00
		MPK	10000.00	10000.00	12000.00	0.00	-16.67
		PSH	6400.00	6400.00	5450.00	0.00	17.43
		BNU	8900.00	8900.00	8900.00	0.00	0.00
		QTA	5100.00	5100.00	5100.00	0.00	0.00
2141301. GROUND NUT WITH SHELL AVG. QLTY.	40 KG.	LAH	5250.00	5250.00	4450.00	0.00	17.98
		RAW	4650.00	4650.00	3975.00	0.00	16.98
		MUL	5150.00	5150.00	3900.00	0.00	32.05
		KAR	6500.00	6500.00	6900.00	0.00	-5.80
		HYD	4500.00	4500.00	4500.00	0.00	0.00
		MPK	4300.00	4300.00	4300.00	0.00	0.00
		PSH	5600.00	5600.00	5600.00	0.00	0.00
		QTA	7500.00	7500.00	3850.00	0.00	94.81
031. Fruit Juices							
2142901. ROOHAFZA(SHARBAT)	DOZ.	LAH	1700.00	1700.00	1620.00	0.00	4.94
		FAS	1810.00	1810.00	1660.00	0.00	9.04
		RAW	1825.00	1825.00	1685.00	0.00	8.31
		MUL	1770.00	1770.00	1650.00	0.00	7.27
		GUJ	1800.00	1800.00	1700.00	0.00	5.88
		BPR	1800.00	1800.00	1680.00	0.00	7.14
		GJT	1800.00	1800.00	1650.00	0.00	9.09
		KAR	1776.00	1776.00	1704.00	0.00	4.23
		HYD	1680.00	1680.00	1680.00	0.00	0.00
		SKR	1720.00	1720.00	1620.00	0.00	6.17
		LRK	1750.00	1720.00	1690.00	1.74	3.55

Contd.

7.10 Intercity Wholesale Prices of Selected Commodities

Group/Commodity/Item Specification	Unit	City	Prices (Rs.)			% Change in Aug., 2016 Over	
			Aug.,2016	Jul., 2016	Aug.,2015	July, 2016	Aug., 2015
		PSH	1740.00	1740.00	1680.00	0.00	3.57
		BNU	1710.00	1710.00	1710.00	0.00	0.00
		MNG	1800.00	1800.00	1675.00	0.00	7.46
		QTA	1980.00	1980.00	1836.00	0.00	7.84
2142902. JAM-E-SHREEN	DOZ.	LAH	1780.00	1780.00	1766.00	0.00	0.79
		FAS	1770.00	1770.00	1660.00	0.00	6.63
		RAW	1810.00	1810.00	1695.00	0.00	6.78
		MUL	1680.00	1680.00	1650.00	0.00	1.82
		GUJ	1700.00	1700.00	1650.00	0.00	3.03
		BPR	1800.00	1800.00	1670.00	0.00	7.78
		KAR	1824.00	1824.00	1776.00	0.00	2.70
		HYD	1800.00	1800.00	1680.00	0.00	7.14
		SKR	1720.00	1720.00	1620.00	0.00	6.17
		PSH	1680.00	1680.00	1670.00	0.00	0.60
		BNU	1650.00	1650.00	1650.00	0.00	0.00
		MNG	1800.00	1800.00	1670.00	0.00	7.78
2142903. FRUIT JUICE TETRA PACK	DOZ.	LAH	190.00	190.00	190.00	0.00	0.00
		FAS	162.50	162.50	157.50	0.00	3.17
		RAW	157.50	157.50	157.50	0.00	0.00
		MUL	135.00	135.00	135.00	0.00	0.00
		KAR	168.00	168.00	136.00	0.00	23.53
		HYD	150.00	150.00	165.00	0.00	-9.09
		SKR	180.00	180.00	180.00	0.00	0.00
		PSH	130.00	130.00	120.00	0.00	8.33
		QTA	110.00	110.00	110.00	0.00	0.00
2142904. LEMON/ORANGE SQUASH MITCHELS(730ML)	DOZ.	LAH	1540.00	1540.00	1540.00	0.00	0.00
		FAS	1587.00	1587.00	1560.00	0.00	1.73
		RAW	1710.00	1710.00	1710.00	0.00	0.00
		MUL	1767.60	1767.60	1685.00	0.00	4.90
		KAR	1788.00	1788.00	1705.00	0.00	4.87
		HYD	1680.00	1680.00	1680.00	0.00	0.00
		PSH	1800.00	1800.00	1500.00	0.00	20.00
2142905. MUREEY BREWERY (TOPS)	DOZ.	LAH	495.00	495.00	495.00	0.00	0.00
		RAW	1125.00	1125.00	1125.00	0.00	0.00
		KSR	435.00	435.00	435.00	0.00	0.00
2149201. APL/MNG/ORG/MIX. FRUIT JAM 450 G.	DOZ.	LAH	1455.00	1455.00	1455.00	0.00	0.00
		RAW	1390.00	1390.00	1490.00	0.00	-6.71
		KAR	1260.00	1260.00	1260.00	0.00	0.00
		MPK	1183.00	1183.00	1183.00	0.00	0.00
		PSH	1410.00	1410.00	1410.00	0.00	0.00
		QTA	1320.00	1320.00	1320.00	0.00	0.00
2149202. MANGO/MIXED PICKLE IN OIL 340 G.	DOZ.	LAH	1120.00	1120.00	1080.00	0.00	3.70
		RAW	1137.50	1137.50	1137.50	0.00	0.00
		KAR	1380.00	1380.00	1092.00	0.00	26.37
		MPK	992.76	992.76	992.76	0.00	0.00
		PSH	1320.00	1320.00	1320.00	0.00	0.00
		QTA	936.00	936.00	936.00	0.00	0.00
032. Vegetable Oils Refined							
2154101. SOYABEAN COOKING OIL TIN	5 LTR.	LAH	815.00	815.00	874.00	0.00	-6.75
		FAS	820.00	820.00	800.00	0.00	2.50
		RAW	820.00	820.00	795.00	0.00	3.14
		MUL	850.00	850.00	850.00	0.00	0.00
		KAR	742.50	742.50	995.00	0.00	-25.38
		HYD	880.00	880.00	880.00	0.00	0.00
		SKR	840.00	840.00	840.00	0.00	0.00
		MPK	970.00	970.00	970.00	0.00	0.00

Contd.

7.10 Intercity Wholesale Prices of Selected Commodities

Group/Commodity/Item Specification	Unit	City	Prices (Rs.)			% Change in Aug., 2016 Over			
			Aug.,2016	Jul., 2016	Aug.,2015	July, 2016	Aug., 2015		
2154301. SUN FLOWER COOKING OIL	5 LTR.	PSH	830.00	830.00	900.00	0.00	-7.78		
		BNU	970.00	970.00	970.00	0.00	0.00		
		QTA	840.00	840.00	840.00	0.00	0.00		
		LAH	815.00	815.00	874.00	0.00	-6.75		
		FAS	770.00	770.00	750.00	0.00	2.67		
		RAW	820.00	820.00	795.00	0.00	3.14		
		MUL	778.85	778.85	778.85	0.00	0.00		
		GJT	790.00	790.00	790.00	0.00	0.00		
		KAR	742.50	742.50	1007.50	0.00	-26.30		
		HYD	870.00	870.00	840.00	0.00	3.57		
		SKR	840.00	840.00	840.00	0.00	0.00		
		PSH	860.00	860.00	900.00	0.00	-4.44		
2154401. MUSTARD & RAPE SEED OIL.	40 KG.	MNG	820.00	820.00	880.00	0.00	-6.82		
		QTA	900.00	900.00	900.00	0.00	0.00		
		LAH	5550.00	5550.00	5550.00	0.00	0.00		
		RAW	6750.00	6750.00	6750.00	0.00	0.00		
		MUL	4750.00	4750.00	4950.00	0.00	-4.04		
		KSR	5525.00	5525.00	5525.00	0.00	0.00		
		KAR	6100.00	6100.00	6300.00	0.00	-3.17		
		HYD	4600.00	4600.00	4900.00	0.00	-6.12		
		MPK	4600.00	4600.00	4850.00	0.00	-5.15		
		PSH	6750.00	6750.00	6750.00	0.00	0.00		
		BNU	6200.00	6200.00	6200.00	0.00	0.00		
		QTA	6000.00	6000.00	6000.00	0.00	0.00		
2154801. COTTON SEED OIL	40 KG.	LAH	5625.00	5625.00	5625.00	0.00	0.00		
		MUL	4050.00	4050.00	3650.00	0.00	10.96		
		GUJ	5200.00	5200.00	5200.00	0.00	0.00		
		SAR	4324.00	4550.00	4349.50	-4.97	-0.59		
		KAR	5605.00	5605.00	6040.00	0.00	-7.20		
		HYD	4200.00	4600.00	3950.00	-8.70	6.33		
		SKR	3920.00	3920.00	4080.00	0.00	-3.92		
		NWB	6000.00	6000.00	6000.00	0.00	0.00		
		PSH	4800.00	4800.00	5500.00	0.00	-12.73		
		2154901. RAFHAN CORN OIL	2.00 LT	LAH	650.00	650.00	650.00	0.00	0.00
				FAS	690.00	690.00	690.00	0.00	0.00
				RAW	680.00	680.00	537.50	0.00	26.51
MUL	703.00			703.00	703.00	0.00	0.00		
KAR	695.00			695.00	685.00	0.00	1.46		
HYD	710.00			710.00	730.00	0.00	-2.74		
MPK	704.00			704.00	630.00	0.00	11.75		
PSH	710.00			710.00	700.00	0.00	1.43		
MNG	730.00			730.00	630.00	0.00	15.87		
QTA	730.00	730.00	730.00	0.00	0.00				
033. Vegetable Ghee									
2159001. VEGETABLE GHEE(16 KG TIN)	EACH	LAH	2080.00	2050.00	2100.00	1.46	-0.95		
		RAW	2245.00	2175.00	2110.00	3.22	6.40		
		MUL	2180.00	2180.00	2260.00	0.00	-3.54		
		SKT	2070.00	2070.00	2150.00	0.00	-3.72		
		KAR	2240.00	2200.00	2090.00	1.82	7.18		
		SKR	1830.00	1830.00	1770.00	0.00	3.39		
		MPK	2000.00	1890.00	1880.00	5.82	6.38		
		PSH	2300.00	2300.00	2330.00	0.00	-1.29		
		MNG	2285.00	2280.00	2280.00	0.22	0.22		
		QTA	2325.00	2325.00	2325.00	0.00	0.00		
		2159002. VEGETABLE GHEE(DALDA/TULO/HABIB/SHA	05 KG.	LAH	830.00	830.00	870.00	0.00	-4.60
				FAS	825.00	820.00	785.00	0.61	5.10

Contd.

7.10 Intercity Wholesale Prices of Selected Commodities

Group/Commodity/Item Specification	Unit	City	Prices (Rs.)			% Change in Aug., 2016 Over	
			Aug.,2016	Jul., 2016	Aug.,2015	July, 2016	Aug., 2015
			RAW	820.00	820.00	795.00	0.00
MUL	845.00	845.00	845.00	0.00	0.00		
SAR	870.00	870.00	865.00	0.00	0.58		
GJT	845.00	845.00	845.00	0.00	0.00		
KAR	840.00	840.00	895.00	0.00	-6.15		
HYD	875.00	875.00	864.73	0.00	1.19		
SKR	780.00	780.00	720.00	0.00	8.33		
PSH	830.00	830.00	890.00	0.00	-6.74		
QTA	830.00	830.00	830.00	0.00	0.00		
034. Oil Cakes							
2171001. COTTON SEED OIL CAKES	40 KG.	LAH	1675.00	1525.00	1525.00	9.84	9.84
		FAS	1925.00	1925.00	1400.00	0.00	37.50
		MUL	1725.00	1725.00	1335.00	0.00	29.21
		SAR	1785.00	2080.00	1425.00	-14.18	25.26
		BPR	1925.00	1825.00	1425.00	5.48	35.09
		HYD	1736.00	1736.00	1400.00	0.00	24.00
		SKR	1640.00	1640.00	1200.00	0.00	36.67
		MPK	1714.00	1760.00	1300.00	-2.61	31.85
		PSH	1860.00	1860.00	1520.00	0.00	22.37
		QTA	1250.00	1250.00	925.00	0.00	35.14
2171002. MUSTARD & RAPSEED OIL CAKES	40 KG.	LAH	1350.00	1250.00	1250.00	8.00	8.00
		FAS	1225.00	1275.00	1100.00	-3.92	11.36
		MUL	1175.00	1255.00	1125.00	-6.37	4.44
		SAR	1175.00	1262.50	1100.00	-6.93	6.82
		BPR	1225.00	1225.00	1075.00	0.00	13.95
		HYD	1200.00	1200.00	1175.00	0.00	2.13
		SKR	1350.00	1350.00	1350.00	0.00	0.00
		MPK	1250.00	1100.00	1100.00	13.64	13.64
		PSH	1800.00	1800.00	1470.00	0.00	22.45
		QTA	950.00	950.00	950.00	0.00	0.00
035. Processed Liquid Milk							
2211002. MILK PAK/HALEEB/NESTLE (LITRE)	DOZ.	LAH	1290.00	1290.00	1300.00	0.00	-0.77
		FAS	1235.00	1235.00	1182.50	0.00	4.44
		RAW	1255.00	1195.00	1195.00	5.02	5.02
		KAR	1250.00	1250.00	1250.00	0.00	0.00
		HYD	1200.00	1200.00	1125.00	0.00	6.67
		SKR	1140.00	1140.00	1140.00	0.00	0.00
		PSH	1240.00	1240.00	1300.00	0.00	-4.62
		MNG	1300.00	1300.00	1260.00	0.00	3.17
036. Milk & Cream in Solid Form							
2221101. POWD.MILK EVERYDAY(NESTLE)1KG.	EACH	LAH	660.00	660.00	645.00	0.00	2.33
		RAW	632.50	620.00	620.00	2.02	2.02
		MUL	671.32	671.32	648.16	0.00	3.57
		KAR	662.50	662.50	647.50	0.00	2.32
		HYD	680.00	680.00	650.00	0.00	4.62
		SKR	650.00	650.00	650.00	0.00	0.00
		PSH	650.00	650.00	650.00	0.00	0.00
		BNU	680.00	680.00	630.00	0.00	7.94
		QTA	680.00	680.00	680.00	0.00	0.00
2221201. POWDERED MILK(SKIMMED)/BAG 25 KG.	EACH	LAH	11750.00	11750.00	11750.00	0.00	0.00
		RAW	12350.00	12350.00	11775.00	0.00	4.88
		MUL	9100.00	9100.00	10250.00	0.00	-11.22
		KAR	10750.00	10750.00	12600.00	0.00	-14.68
		PSH	8600.00	8600.00	9000.00	0.00	-4.44
		QTA	12500.00	12500.00	12500.00	0.00	0.00

Contd.

7.10 Intercity Wholesale Prices of Selected Commodities

Group/Commodity/Item Specification	Unit	City	Prices (Rs.)			% Change in Aug., 2016 Over	
			Aug.,2016	Jul., 2016	Aug.,2015	July, 2016	Aug., 2015
			2221202. POWDERED MILK NIDO (1 KG. POLY BA	EACH	LAH	700.00	700.00
		RAW	738.00	738.00	738.00	0.00	0.00
		GUJ	738.00	738.00	738.00	0.00	0.00
		KAR	732.50	732.50	697.50	0.00	5.02
		HYD	833.33	833.33	781.11	0.00	6.69
		PSH	774.00	774.00	700.00	0.00	10.57
037. Ice Cream							
2227001. ICE CREAM POLKA/WALLS	DOZ.	LAH	400.00	400.00	324.00	0.00	23.46
		RAW	442.50	442.50	442.50	0.00	0.00
		KAR	288.00	288.00	264.00	0.00	9.09
		HYD	432.00	432.00	432.00	0.00	0.00
		SKR	240.00	240.00	240.00	0.00	0.00
		QTA	456.00	456.00	384.00	0.00	18.75
038. Dairy Products N.E.C							
2229001. MILO(200 GM. PACK) NESTLE	EACH	LAH	198.00	198.00	198.00	0.00	0.00
		FAS	175.00	175.00	175.00	0.00	0.00
		RAW	172.50	172.50	172.50	0.00	0.00
		MUL	140.00	140.00	140.00	0.00	0.00
		KAR	190.00	190.00	174.00	0.00	9.20
		HYD	195.00	195.00	195.00	0.00	0.00
		MPK	180.00	180.00	180.00	0.00	0.00
		PSH	190.00	190.00	155.00	0.00	22.58
		MNG	175.00	175.00	175.00	0.00	0.00
		QTA	160.00	160.00	160.00	0.00	0.00
2229002. LACTOGEN(SOFT PACK 400 GM)	EACH	LAH	390.00	390.00	385.00	0.00	1.30
		FAS	395.83	395.83	405.00	0.00	-2.26
		RAW	405.00	405.00	405.00	0.00	0.00
		MUL	402.79	402.79	402.79	0.00	0.00
		KAR	400.00	400.00	400.00	0.00	0.00
		HYD	405.00	405.00	405.00	0.00	0.00
		MPK	405.00	405.00	400.00	0.00	1.25
		PSH	394.00	394.00	397.00	0.00	-0.76
		QTA	395.00	395.00	395.00	0.00	0.00
039. Wheat Flour							
2311001. WHEAT FLOUR SUP. QLTY.	80 KG.	LAH	3565.00	3565.00	3290.00	0.00	8.36
		FAS	2800.00	2880.00	2960.00	-2.78	-5.41
		RAW	3540.00	3540.00	3637.50	0.00	-2.68
		MUL	2925.00	2925.00	2975.00	0.00	-1.68
		GUJ	3000.00	3000.00	2920.00	0.00	2.74
		SAR	2960.00	2960.00	2960.00	0.00	0.00
		SKT	3800.00	3800.00	3700.00	0.00	2.70
		GJT	3000.00	3000.00	2970.00	0.00	1.01
		KAR	2960.00	3040.00	2885.00	-2.63	2.60
		HYD	3520.00	3520.00	3427.53	0.00	2.70
		SKR	2960.00	2960.00	2880.00	0.00	2.78
		LRK	3200.00	3200.00	3040.00	0.00	5.26
		PSH	3300.00	3300.00	3280.00	0.00	0.61
		QTA	3920.00	3920.00	3080.00	0.00	27.27
2311002. WHEAT FLOUR AVG. QLTY	80 KG.	LAH	2960.00	2960.00	2975.00	0.00	-0.50
		FAS	2560.00	2600.00	2620.00	-1.54	-2.29
		RAW	2900.00	2900.00	2937.50	0.00	-1.28
		MUL	2810.00	2820.00	2775.00	-0.35	1.26
		SAH	2690.00	2690.00	2680.00	0.00	0.37
		SAR	2630.00	2650.00	2640.00	-0.75	-0.38
		BPR	2720.00	2720.00	2800.00	0.00	-2.86
		GJT	2700.00	2700.00	2900.00	0.00	-6.90

Contd.

7.10 Intercity Wholesale Prices of Selected Commodities

Group/Commodity/Item Specification	Unit	City	Prices (Rs.)			% Change in Aug., 2016 Over	
			Aug.,2016	Jul., 2016	Aug.,2015	July, 2016	Aug., 2015
		KAR	2800.00	2880.00	2740.00	-2.78	2.19
		HYD	3000.00	3000.00	3000.00	0.00	0.00
		SKR	2880.00	2880.00	2840.00	0.00	1.41
		LRK	2800.00	2800.00	2880.00	0.00	-2.78
		MPK	2840.00	2800.00	2600.00	1.43	9.23
		PSH	3020.00	3020.00	3015.00	0.00	0.17
		MNG	2960.00	2960.00	2960.00	0.00	0.00
		QTA	3880.00	3880.00	3040.00	0.00	27.63
2311003. WHEAT FLOUR/BAG OF 10 KG.	EACH	LAH	373.00	370.00	366.50	0.81	1.77
		FAS	337.50	342.50	350.00	-1.46	-3.57
		RAW	368.25	368.25	365.00	0.00	0.89
		MUL	350.00	355.00	350.00	-1.41	0.00
		GUJ	340.00	340.00	350.00	0.00	-2.86
		SKT	360.00	360.00	370.00	0.00	-2.70
		BPR	350.00	350.00	350.00	0.00	0.00
		GJT	340.00	340.00	360.00	0.00	-5.56
		KAR	386.50	396.50	392.50	-2.52	-1.53
		HYD	390.00	390.00	405.00	0.00	-3.70
		SKR	360.00	360.00	357.50	0.00	0.70
		LRK	365.00	362.50	360.00	0.69	1.39
		MPK	370.00	360.00	360.00	2.78	2.78
		NWB	350.00	350.00	370.00	0.00	-5.41
		PSH	350.00	350.00	367.50	0.00	-4.76
		QTA	400.00	400.00	340.00	0.00	17.65
2311004. MAIDA AVG. QLTY.	80 KG.	LAH	3660.00	3660.00	3490.00	0.00	4.87
		FAS	3088.00	3200.00	3220.00	-3.50	-4.10
		RAW	3675.00	3675.00	3737.50	0.00	-1.67
		MUL	3130.00	3175.00	3100.00	-1.42	0.97
		SAR	3360.00	3360.00	3400.00	0.00	-1.18
		BPR	3425.00	3425.00	3550.00	0.00	-3.52
		GJT	3200.00	3200.00	3240.00	0.00	-1.23
		KAR	3040.00	3120.00	3240.00	-2.56	-6.17
		HYD	3280.00	3280.00	3405.00	0.00	-3.67
		SKR	3500.00	3500.00	3300.00	0.00	6.06
		MPK	3360.00	3360.00	3520.00	0.00	-4.55
		PSH	3510.00	3510.00	3360.00	0.00	4.46
		MNG	3580.00	3580.00	3680.00	0.00	-2.72
		QTA	4000.00	4000.00	4200.00	0.00	-4.76
2311005. SUJI	85 KG.	LAH	4260.00	4260.00	4175.00	0.00	2.04
		FAS	3281.00	3400.00	3465.00	-3.50	-5.31
		RAW	3700.00	3700.00	3762.50	0.00	-1.66
		MUL	3275.00	3275.00	3450.00	0.00	-5.07
		SAH	3604.00	3604.00	3315.00	0.00	8.72
		BPR	3550.00	3550.00	3600.00	0.00	-1.39
		GJT	3400.00	3400.00	3400.00	0.00	0.00
		KAR	3485.00	3570.00	3442.50	-2.38	1.23
		HYD	3485.00	3485.00	3485.00	0.00	0.00
		SKR	3782.00	3782.00	3700.00	0.00	2.22
		MPK	3650.00	3650.00	3740.00	0.00	-2.41
		PSH	3580.00	3580.00	3450.00	0.00	3.77
		QTA	5200.00	5200.00	4200.00	0.00	23.81
2311006. CERELAC WHEAT(400 GM.)	EACH	LAH	260.00	260.00	260.00	0.00	0.00
		FAS	248.00	248.00	255.00	0.00	-2.75
		RAW	289.00	289.00	289.00	0.00	0.00
		MUL	252.79	252.79	252.79	0.00	0.00
		KAR	257.00	257.00	198.00	0.00	29.80

Contd.

7.10 Intercity Wholesale Prices of Selected Commodities

Group/Commodity/Item Specification	Unit	City	Prices (Rs.)			% Change in Aug., 2016 Over	
			Aug.,2016	Jul., 2016	Aug.,2015	July, 2016	Aug., 2015
		HYD	260.00	260.00	260.00	0.00	0.00
		MPK	255.00	255.00	245.00	0.00	4.08
		PSH	250.00	250.00	243.00	0.00	2.88
		MNG	325.00	325.00	243.00	0.00	33.74
		QTA	245.00	245.00	245.00	0.00	0.00
040. Other Cereal Flour							
2312001. BESAN	85 KG.	LAH	11955.00	11850.00	8550.00	0.89	39.82
		FAS	11500.00	11900.00	8500.00	-3.36	35.29
		RAW	11850.00	11850.00	8775.00	0.00	35.04
		MUL	12250.00	12625.00	7250.00	-2.97	68.97
		GUJ	10500.00	10500.00	8800.00	0.00	19.32
		SAR	12750.00	12750.00	8978.00	0.00	42.01
		SKT	11900.00	11900.00	8925.00	0.00	33.33
		GJT	12140.00	12140.00	8750.00	0.00	38.74
		KSR	12255.00	12070.00	8475.00	1.53	44.60
		KAR	12537.50	12537.50	7522.50	0.00	66.67
		HYD	13770.00	13770.00	8742.00	0.00	57.52
		SKR	12000.00	12000.00	8075.00	0.00	48.61
		MPK	14200.00	14000.00	9350.00	1.43	51.87
		PSH	11050.00	11050.00	6590.00	0.00	67.68
		QTA	11475.00	11475.00	9340.00	0.00	22.86
041. Sugar Refined							
2352001. SUGAR REFINED(BAG)	50 KG.	LAH	3470.00	3280.00	3200.00	5.79	8.44
		FAS	3412.50	3250.00	3175.00	5.00	7.48
		RAW	3460.00	3262.50	3237.50	6.05	6.87
		MUL	3362.50	3227.50	2950.00	4.18	13.98
		GUJ	3450.00	3270.00	3180.00	5.50	8.49
		SKT	3240.00	3200.00	3180.00	1.25	1.89
		GJT	3430.00	3260.00	3180.00	5.21	7.86
		KAR	3350.00	3100.00	3155.00	8.06	6.18
		HYD	3350.00	3020.00	3150.00	10.93	6.35
		MPK	3350.00	3180.00	3050.00	5.35	9.84
		PSH	3440.00	3250.00	3120.00	5.85	10.26
		MNG	3500.00	3270.00	3145.00	7.03	11.29
		QTA	3400.00	3300.00	3180.00	3.03	6.92
2352002. GUR AVG. QLTY.	40 KG.	LAH	3050.00	2950.00	3010.00	3.39	1.33
		MUL	2850.00	3150.00	3100.00	-9.52	-8.06
		SAR	2450.00	2375.00	2600.00	3.16	-5.77
		SKT	3600.00	3600.00	3500.00	0.00	2.86
		KSR	2900.00	2800.00	3010.00	3.57	-3.65
		KAR	3160.00	3020.00	2660.00	4.64	18.80
		HYD	2450.00	2450.00	2400.00	0.00	2.08
		SKR	3250.00	3200.00	3200.00	1.56	1.56
		PSH	2800.00	2800.00	2740.00	0.00	2.19
		MNG	3480.00	3280.00	3280.00	6.10	6.10
		QTA	3200.00	3200.00	3000.00	0.00	6.67
042. Chocolate							
2366001. CHOCLATE CANDY (NOW)	DOZ.	LAH	52.00	52.00	52.00	0.00	0.00
		RAW	54.50	54.50	54.50	0.00	0.00
		BPR	55.00	55.00	55.00	0.00	0.00
		KSR	52.00	52.00	52.00	0.00	0.00
		KAR	52.00	52.00	52.00	0.00	0.00
		PSH	52.00	52.00	51.00	0.00	1.96
		QTA	54.00	54.00	54.00	0.00	0.00
043. Sugar Confectionary							
2367001. TOFFEE (HILAL)	DOZ.	LAH	10.00	10.00	10.00	0.00	0.00

Contd.

7.10 Intercity Wholesale Prices of Selected Commodities

Group/Commodity/Item Specification	Unit	City	Prices (Rs.)			% Change in Aug., 2016 Over	
			Aug.,2016	Jul., 2016	Aug.,2015	July, 2016	Aug., 2015
		RAW	20.00	20.00	20.00	0.00	0.00
		GUJ	10.90	10.90	10.00	0.00	9.00
		SKT	10.00	10.00	10.00	0.00	0.00
		BPR	10.97	10.97	10.97	0.00	0.00
		KSR	10.00	10.00	10.00	0.00	0.00
		KAR	10.00	10.00	10.00	0.00	0.00
		HYD	10.00	10.00	10.00	0.00	0.00
		LRK	15.00	15.00	15.00	0.00	0.00
		PSH	15.00	15.00	15.00	0.00	0.00
		QTA	10.00	10.00	10.00	0.00	0.00
044. Coffee & Tea							
2391301. TEA LIPTON YELLOW LABEL 200 G.PKT	06 PKT.	LAH	895.00	895.00	1003.00	0.00	-10.77
		FAS	857.89	857.89	978.94	0.00	-12.37
		RAW	897.50	897.50	995.00	0.00	-9.80
		MUL	852.00	852.00	960.00	0.00	-11.25
		SKT	884.21	884.21	1023.00	0.00	-13.57
		KAR	900.00	900.00	1008.00	0.00	-10.71
		HYD	891.47	891.47	1004.21	0.00	-11.23
		SKR	891.48	891.48	957.00	0.00	-6.85
		PSH	864.00	864.00	858.00	0.00	0.70
		MNG	840.00	840.00	673.50	0.00	24.72
		QTA	935.34	935.34	870.00	0.00	7.51
2391302. TEA SUPREME 200 G. PKT.	06 PKT.	LAH	788.00	788.00	884.00	0.00	-10.86
		FAS	752.63	752.63	873.68	0.00	-13.86
		RAW	762.50	762.50	822.50	0.00	-7.29
		MUL	750.00	750.00	844.00	0.00	-11.14
		SKT	789.47	789.47	789.47	0.00	0.00
		KAR	821.00	821.00	872.00	0.00	-5.85
		HYD	793.00	793.00	934.73	0.00	-15.16
		SKR	786.00	786.00	672.00	0.00	16.96
		PSH	860.00	860.00	850.00	0.00	1.18
		MNG	810.00	810.00	570.78	0.00	41.91
		QTA	760.00	760.00	760.00	0.00	0.00
2391303. TEA LOOSE	KG.	LAH	422.50	422.50	432.50	0.00	-2.31
		FAS	500.00	500.00	522.50	0.00	-4.31
		RAW	645.00	635.00	590.00	1.57	9.32
		MUL	490.00	490.00	475.00	0.00	3.16
		SKT	500.00	500.00	500.00	0.00	0.00
		GJT	550.00	550.00	550.00	0.00	0.00
		KAR	440.00	440.00	555.00	0.00	-20.72
		HYD	580.00	580.00	600.00	0.00	-3.33
		SKR	475.00	475.00	465.00	0.00	2.15
		MPK	510.00	510.00	380.00	0.00	34.21
		PSH	570.00	570.00	570.00	0.00	0.00
		MNG	500.00	500.00	580.00	0.00	-13.79
		QTA	410.00	410.00	410.00	0.00	0.00
2391304. TEA TAPAL MIXTURE (200 G) PKT.	06 PKT	LAH	895.00	895.00	942.00	0.00	-4.99
		FAS	857.89	815.78	821.05	5.16	4.49
		RAW	872.50	872.50	812.50	0.00	7.38
		MUL	760.80	760.80	792.78	0.00	-4.03
		KAR	915.00	915.00	1010.52	0.00	-9.45
		HYD	852.64	852.64	941.05	0.00	-9.39
		PSH	864.00	864.00	804.00	0.00	7.46
		MNG	780.00	780.00	690.00	0.00	13.04
		QTA	1074.00	1074.00	797.00	0.00	34.76

Contd.

7.10 Intercity Wholesale Prices of Selected Commodities

Group/Commodity/Item Specification	Unit	City	Prices (Rs.)			% Change in Aug., 2016 Over	
			Aug.,2016	Jul., 2016	Aug.,2015	July, 2016	Aug., 2015
045. Spices							
2392101. BLACK PEPPER 50 G.PKT.(NATIONAL)	EACH	LAH	91.00	91.00	90.24	0.00	0.84
		RAW	91.50	91.50	88.00	0.00	3.98
		MUL	92.94	92.94	86.89	0.00	6.96
		SKT	86.89	86.89	86.89	0.00	0.00
		KAR	92.00	92.00	92.00	0.00	0.00
		HYD	105.00	105.00	96.00	0.00	9.38
		MPK	90.00	90.00	69.25	0.00	29.96
		PSH	91.00	91.00	87.00	0.00	4.60
		MNG	90.00	90.00	90.00	0.00	0.00
		QTA	86.00	86.00	86.00	0.00	0.00
2392201. RED CHILLIES(200 G PKT.NATIONAL)	EACH	LAH	95.00	95.00	95.00	0.00	0.00
		FAS	96.32	96.32	96.32	0.00	0.00
		RAW	96.50	96.50	96.50	0.00	0.00
		MUL	95.52	95.52	95.52	0.00	0.00
		SKT	95.52	95.52	95.52	0.00	0.00
		KAR	100.00	100.00	100.00	0.00	0.00
		HYD	105.00	105.00	105.00	0.00	0.00
		MPK	96.50	96.50	96.50	0.00	0.00
		PSH	92.00	92.00	92.00	0.00	0.00
		MNG	106.00	106.00	106.00	0.00	0.00
		QTA	92.00	92.00	92.00	0.00	0.00
2392402. CORRIANDER PWD.200 G. PKT.NAT.	EACH	LAH	87.96	87.96	87.96	0.00	0.00
		FAS	94.23	94.23	88.78	0.00	6.14
		RAW	91.50	91.50	91.50	0.00	0.00
		MUL	97.13	97.13	96.32	0.00	0.84
		SKT	70.78	70.78	70.78	0.00	0.00
		KAR	90.00	90.00	84.00	0.00	7.14
		HYD	104.00	104.00	77.00	0.00	35.06
		MPK	68.41	68.41	68.41	0.00	0.00
		PSH	90.00	90.00	70.00	0.00	28.57
		MNG	104.00	104.00	70.00	0.00	48.57
		QTA	103.00	103.00	81.60	0.00	26.23
2392601. CLOVES	40 KG.	LAH	52500.00	52500.00	50500.00	0.00	3.96
		RAW	45800.00	45800.00	46750.00	0.00	-2.03
		MUL	41500.00	41500.00	46500.00	0.00	-10.75
		KAR	41500.00	41500.00	41000.00	0.00	1.22
		HYD	55500.00	55500.00	55500.00	0.00	0.00
		MPK	42000.00	42000.00	44000.00	0.00	-4.55
		PSH	52000.00	52000.00	60000.00	0.00	-13.33
		QTA	51000.00	51000.00	51000.00	0.00	0.00
046. Other Food Products							
2399401. VINEGAR SYNTHETIC (SIRKA)	DOZ.	LAH	780.00	780.00	720.00	0.00	8.33
		RAW	875.00	875.00	875.00	0.00	0.00
		KAR	545.00	545.00	545.00	0.00	0.00
		PSH	720.00	720.00	560.00	0.00	28.57
		QTA	900.00	900.00	900.00	0.00	0.00
2399901. TURMERIC POWDER(50 G.PKT.NATIONAL)	EACH	LAH	31.50	31.50	31.50	0.00	0.00
		FAS	31.96	31.96	31.96	0.00	0.00
		RAW	30.00	30.00	30.00	0.00	0.00
		MUL	31.69	31.69	31.69	0.00	0.00
		SKT	31.69	31.69	31.69	0.00	0.00
		KAR	34.00	34.00	34.00	0.00	0.00
		HYD	35.00	35.00	35.00	0.00	0.00
		SKR	31.71	31.71	31.69	0.00	0.06
		MPK	32.00	32.00	32.00	0.00	0.00

Contd.

7.10 Intercity Wholesale Prices of Selected Commodities

Group/Commodity/Item Specification	Unit	City	Prices (Rs.)			% Change in Aug., 2016 Over	
			Aug.,2016	Jul., 2016	Aug.,2015	July, 2016	Aug., 2015
		PSH	31.20	31.20	31.20	0.00	0.00
		MNG	32.50	32.50	32.50	0.00	0.00
		QTA	30.00	30.00	30.00	0.00	0.00
047. Mineral Water							
2441001. MINERAL WATER NESTLE(1.5 LTR)	DOZ.	LAH	480.00	480.00	480.00	0.00	0.00
		FAS	450.00	450.00	440.00	0.00	2.27
		RAW	512.50	512.50	512.50	0.00	0.00
		MUL	530.00	530.00	504.00	0.00	5.16
		GUJ	450.00	450.00	450.00	0.00	0.00
		SKT	419.00	419.00	419.00	0.00	0.00
		KAR	499.00	499.00	456.00	0.00	9.43
		HYD	500.00	500.00	470.00	0.00	6.38
		SKR	480.00	480.00	480.00	0.00	0.00
		MPK	510.00	510.00	418.00	0.00	22.01
		PSH	480.00	480.00	443.00	0.00	8.35
		QTA	528.00	528.00	528.00	0.00	0.00
048. Beverages							
2449001. COCA COLA(CRATE OF 24 BOTTLES)	EACH	LAH	442.00	442.00	442.00	0.00	0.00
		FAS	445.00	445.00	445.00	0.00	0.00
		RAW	405.00	405.00	382.50	0.00	5.88
		MUL	403.00	403.00	403.00	0.00	0.00
		SKT	444.00	444.00	444.00	0.00	0.00
		GJT	444.00	444.00	444.00	0.00	0.00
		KAR	444.00	444.00	444.00	0.00	0.00
		HYD	444.00	444.00	444.00	0.00	0.00
		SKR	432.00	432.00	432.00	0.00	0.00
		MPK	390.00	390.00	390.00	0.00	0.00
		PSH	445.00	445.00	445.00	0.00	0.00
		BNU	475.00	475.00	475.00	0.00	0.00
		MNG	430.00	430.00	430.00	0.00	0.00
		QTA	480.00	480.00	480.00	0.00	0.00
2449002. SEVEN UP (CRATE OF 24 BOTTLES)	EACH	LAH	442.00	442.00	442.00	0.00	0.00
		FAS	445.00	445.00	445.00	0.00	0.00
		RAW	405.00	405.00	382.50	0.00	5.88
		MUL	403.00	403.00	403.00	0.00	0.00
		SKT	444.00	444.00	444.00	0.00	0.00
		GJT	444.00	444.00	444.00	0.00	0.00
		KAR	444.00	444.00	444.00	0.00	0.00
		HYD	444.00	444.00	444.00	0.00	0.00
		SKR	432.00	432.00	432.00	0.00	0.00
		MPK	390.00	390.00	390.00	0.00	0.00
		PSH	445.00	445.00	445.00	0.00	0.00
		BNU	475.00	475.00	475.00	0.00	0.00
		MNG	420.00	420.00	420.00	0.00	0.00
		QTA	480.00	480.00	480.00	0.00	0.00
2449003. MAKKA COLA (CRATE OF 24 BOTTLES)	EACH	MUL	280.00	280.00	280.00	0.00	0.00
		GUJ	280.00	280.00	280.00	0.00	0.00
		SKT	270.00	270.00	270.00	0.00	0.00
		PSH	410.00	410.00	410.00	0.00	0.00
		BNU	322.00	322.00	322.00	0.00	0.00
		MNG	322.00	322.00	322.00	0.00	0.00
2449004. PEPSI COLA (CRATE OF 24 BOTTLES)	EACH	LAH	442.00	442.00	442.00	0.00	0.00
		FAS	445.00	445.00	445.00	0.00	0.00
		RAW	405.00	405.00	382.50	0.00	5.88
		MUL	403.00	403.00	403.00	0.00	0.00
		SKT	444.00	444.00	444.00	0.00	0.00

Contd.

7.10 Intercity Wholesale Prices of Selected Commodities

Group/Commodity/Item Specification	Unit	City	Prices (Rs.)			% Change in Aug., 2016 Over	
			Aug.,2016	Jul., 2016	Aug.,2015	July, 2016	Aug., 2015
		GJT	444.00	444.00	444.00	0.00	0.00
		KAR	444.00	444.00	444.00	0.00	0.00
		HYD	444.00	444.00	444.00	0.00	0.00
		SKR	432.00	432.00	432.00	0.00	0.00
		PSH	445.00	445.00	445.00	0.00	0.00
		BNU	475.00	475.00	475.00	0.00	0.00
		MNG	420.00	420.00	420.00	0.00	0.00
		QTA	450.00	450.00	450.00	0.00	0.00
049. Tobacco Products							
2502001. CIGARETTES K-2 10'S (FILTER)	1000	KAR	3075.00	3075.00	2600.00	0.00	18.27
2502002. CIGARETTES MELBOURNE	1000	KAR	3575.00	3575.00	2850.00	0.00	25.44
2502003. CIGARETTES CAPSTAN LSFT 10 SS	1000	KAR	3575.00	3575.00	2850.00	0.00	25.44
2502004. CIGARETTES GOLD LEAF (KSFT) 20	1000	KAR	6250.00	6250.00	5500.00	0.00	13.64
3b) Textiles & Apparels							
050. Cotton Yarn							
2636001. COTTON YARN 10/1 POPULAR FIBER	10 LB.	KAR	918.75	925.00	710.00	-0.68	29.40
2636002. COTTON YARN 16/1 MGM	10 LB.	KAR	1215.00	1160.00	930.00	4.74	30.65
2636003. COTTON YARN 21/1 SURIYA TEXTILE	10 LB.	KAR	1280.00	1215.00	1050.00	5.35	21.90
2636004. COTTON YARN 42/1 ABDULLAH TEXTILE	10 LB.	KAR	1650.00	1587.00	1550.00	3.97	6.45
2636005. COTTON YARN 20/2 BAJWA	10 LB.	KAR	1320.00	1280.00	1120.00	3.13	17.86
051. Nylon Yarn							
2643001. NYLON YARN RUPALI(PAK)50/72/00	LB.	KAR	90.00	90.00	95.00	0.00	-5.26
2643002. NYLON YARN GRATON 50/36/00FLAT	LB.	KAR	77.00	77.00	77.00	0.00	0.00
2643003. NYLON YARN GRATON 75/48/0 DTY	LB.	KAR	103.00	103.00	103.00	0.00	0.00
052. Blended Yarn							
2645001. BLND.YARN 30/1 A.A TEX.Z.TW PVC	LB.	KAR	121.00	120.75	130.25	0.21	-7.10
2645002. BLND.YARN 40/1 SANA	LB.	KAR	135.00	135.00	151.00	0.00	-10.60
2645003. BLND.YARN 60/1 PP AGAR	LB.	KAR	124.00	124.00	124.00	0.00	0.00
2645004. BLND.YARN 30/1 A.A TEX.COMBED	LB.	KAR	123.00	121.50	126.25	1.23	-2.57
2645005. BLND.YARN 40/1 A.A. TEXTILE	LB.	KAR	143.00	143.00	143.00	0.00	0.00
053. Woven Fabrics							
2654001. LIGHT WEIGHT WORSTED (L.PUR)	MTR.	LAH	925.00	925.00	925.00	0.00	0.00
		RAW	1162.50	1162.50	1037.50	0.00	12.05
		KAR	1700.00	1700.00	1475.00	0.00	15.25
2654002. HEAVY WEIGHT SUITING (L.PUR)	MTR.	LAH	1625.00	1625.00	1575.00	0.00	3.17
		RAW	1375.00	1375.00	1325.00	0.00	3.77
		KAR	2350.00	2350.00	2250.00	0.00	4.44
2654003. TWEED (LAWRENCEPUR)	MTR.	LAH	1025.00	1025.00	925.00	0.00	10.81
		RAW	1225.00	1225.00	1125.00	0.00	8.89
		KAR	2050.00	2050.00	1800.00	0.00	13.89
2654004. WORSTED (LAWRENCEPUR)	MTR.	LAH	1075.00	1075.00	975.00	0.00	10.26
		RAW	1275.00	1275.00	1175.00	0.00	8.51
		KAR	1800.00	1800.00	1750.00	0.00	2.86
054. Cotton Fabrics							
2662001. LATHA GUL AHMED 90000 SUP. QLTY.	40 MTR.	LAH	8100.00	8100.00	7900.00	0.00	2.53
		FAS	8600.00	8550.00	8550.00	0.58	0.58
		RAW	5625.00	5625.00	5625.00	0.00	0.00
		MUL	8500.00	8500.00	8095.00	0.00	5.00
		KAR	8500.00	8500.00	8500.00	0.00	0.00
		HYD	8000.00	8000.00	7000.00	0.00	14.29
2662002. LATHA PRESIDENT SUP. QLTY.	40 MTR.	LAH	3700.00	3700.00	3450.00	0.00	7.25
		MUL	7000.00	7000.00	7140.00	0.00	-1.96
		KAR	3682.50	3682.50	3682.50	0.00	0.00
2662003. LATHA MAST QALANDER SUP. QLTY.	40 MTR.	MUL	5300.00	5300.00	4920.00	0.00	7.72
		KAR	2810.00	2810.00	2810.00	0.00	0.00

Contd.

7.10 Intercity Wholesale Prices of Selected Commodities

Group/Commodity/Item Specification	Unit	City	Prices (Rs.)			% Change in Aug., 2016 Over	
			Aug.,2016	Jul., 2016	Aug.,2015	July, 2016	Aug., 2015
			2662004. LATHA MUGHAL-E-AZAM SUP. QLTY.	40 MTR.	LAH	3750.00	3750.00
		FAS	5800.00	5650.00	5650.00	2.65	2.65
		RAW	5525.00	5525.00	5525.00	0.00	0.00
		MUL	5920.00	5920.00	5880.00	0.00	0.68
		KAR	5300.00	5300.00	5300.00	0.00	0.00
		HYD	7000.00	7000.00	6000.00	0.00	16.67
055. Other Fabrics							
2669001. LAWN AVG. QLTY.	MTR.	LAH	81.00	81.00	75.50	0.00	7.28
		FAS	92.50	92.50	92.50	0.00	0.00
		RAW	122.50	122.50	122.50	0.00	0.00
		MUL	125.00	125.00	125.00	0.00	0.00
		KAR	130.00	130.00	125.00	0.00	4.00
		HYD	140.00	140.00	120.00	0.00	16.67
		SKR	80.00	80.00	70.00	0.00	14.29
		QTA	130.00	130.00	130.00	0.00	0.00
2669002. LAWN SUP. QLTY.	MTR.	LAH	207.50	207.50	177.50	0.00	16.90
		FAS	230.00	230.00	230.00	0.00	0.00
		RAW	225.00	225.00	225.00	0.00	0.00
		MUL	180.00	180.00	190.00	0.00	-5.26
		KAR	275.00	275.00	240.00	0.00	14.58
		QTA	152.50	152.50	152.50	0.00	0.00
2669003. GREY CLOTH 52"	MTR.	LAH	50.00	50.00	45.00	0.00	11.11
		FAS	62.50	62.50	62.50	0.00	0.00
		RAW	41.00	41.00	41.00	0.00	0.00
		MUL	117.50	117.50	117.50	0.00	0.00
		KAR	69.50	69.50	69.50	0.00	0.00
		LRK	105.00	105.00	105.00	0.00	0.00
2669004. GREY CLOTH 98"	MTR.	LAH	82.50	82.50	76.50	0.00	7.84
		FAS	122.50	122.50	122.50	0.00	0.00
		KAR	130.00	130.00	130.00	0.00	0.00
2669005. DRILL DYED	MTR.	LAH	75.50	75.50	75.50	0.00	0.00
		FAS	120.00	105.00	105.00	14.29	14.29
		RAW	32.50	32.50	32.50	0.00	0.00
		KAR	141.00	141.00	112.50	0.00	25.33
		QTA	68.00	68.00	68.00	0.00	0.00
056. Silk & Reyon Fabrics							
2679001. KT. SHIRTING AL-KARAM SUP. QLTY.	MTR.	LAH	87.50	87.50	82.50	0.00	6.06
		RAW	132.50	132.50	132.50	0.00	0.00
		KAR	135.00	135.00	135.00	0.00	0.00
2679002. KT. SHIRTING TOYOBO SUP. QLTY.	MTR.	FAS	212.50	212.50	212.50	0.00	0.00
		RAW	132.50	132.50	132.50	0.00	0.00
		MUL	85.00	85.00	85.00	0.00	0.00
		KAR	92.50	92.50	92.50	0.00	0.00
		QTA	73.00	73.00	73.00	0.00	0.00
2679003. WOOLY FLAT	MTR.	LAH	47.50	47.50	47.50	0.00	0.00
		KAR	39.00	39.00	39.00	0.00	0.00
		QTA	62.50	62.50	62.50	0.00	0.00
2679004. SILK AVG. QLTY.	MTR.	LAH	67.50	67.50	59.00	0.00	14.41
		RAW	57.50	57.50	47.50	0.00	21.05
		MUL	95.00	95.00	95.00	0.00	0.00
		KAR	41.00	41.00	41.00	0.00	0.00
		SKR	45.00	45.00	35.00	0.00	28.57
		QTA	55.00	55.00	55.00	0.00	0.00
2679005. SILK SUP. QLTY.	MTR.	LAH	92.50	92.50	85.50	0.00	8.19
		FAS	237.50	237.50	237.50	0.00	0.00
		RAW	95.00	95.00	77.50	0.00	22.58

Contd.

7.10 Intercity Wholesale Prices of Selected Commodities

Group/Commodity/Item Specification	Unit	City	Prices (Rs.)			% Change in Aug., 2016 Over	
			Aug.,2016	Jul., 2016	Aug.,2015	July, 2016	Aug., 2015
		QTA	75.00	75.00	75.00	0.00	0.00
2679006. LINEN STAR MILL KARACHI	MTR.	LAH	127.50	127.50	116.50	0.00	9.44
		KAR	130.00	130.00	107.50	0.00	20.93
		QTA	100.00	100.00	92.00	0.00	8.70
057. Towels							
2684001. TOWEL MED SIZE AVG. QLTY.	DOZ.	LAH	1725.00	1725.00	1725.00	0.00	0.00
		FAS	1650.00	1650.00	1650.00	0.00	0.00
		KSR	1725.00	1725.00	1725.00	0.00	0.00
		KAR	2300.00	2300.00	2300.00	0.00	0.00
		SKR	2040.00	2040.00	2040.00	0.00	0.00
		PSH	2400.00	2400.00	2400.00	0.00	0.00
		QTA	1620.00	1620.00	1620.00	0.00	0.00
058. Blankets							
2711001. BLANKET MOONLITE SINGLE	EACH	LAH	2400.00	2400.00	2400.00	0.00	0.00
		RAW	2975.00	2975.00	2975.00	0.00	0.00
		KAR	2437.50	2437.50	2150.00	0.00	13.37
2711002. BLANKET MOONLITE DOUBLE	EACH	LAH	3000.00	3000.00	3000.00	0.00	0.00
		RAW	3325.00	3325.00	3325.00	0.00	0.00
		KAR	2900.00	2900.00	2650.00	0.00	9.43
059. Bed Sheets							
2712001. BED SHEET COTTON SINGLE AVG. QLTY.	DOZ.	LAH	3250.00	3250.00	3250.00	0.00	0.00
		FAS	4300.00	4300.00	4300.00	0.00	0.00
		KAR	4350.00	4350.00	4350.00	0.00	0.00
		SKR	3960.00	3960.00	3960.00	0.00	0.00
		PSH	4800.00	4800.00	4800.00	0.00	0.00
		QTA	3600.00	3600.00	3600.00	0.00	0.00
2712002. BED SHEET COTTON DOUBLE AVG. QLTY.	DOZ.	LAH	5650.00	5650.00	5650.00	0.00	0.00
		FAS	4900.00	4900.00	4900.00	0.00	0.00
		KAR	6750.00	6750.00	6750.00	0.00	0.00
		SKR	7800.00	7800.00	7800.00	0.00	0.00
		PSH	9600.00	9600.00	9600.00	0.00	0.00
		QTA	4250.00	4250.00	4250.00	0.00	0.00
060. Quilts							
2718001. READY MADE QUILT	EACH	LAH	950.00	950.00	875.00	0.00	8.57
		RAW	775.00	775.00	775.00	0.00	0.00
		KAR	1075.00	1075.00	1075.00	0.00	0.00
		PSH	875.00	875.00	925.00	0.00	-5.41
		QTA	600.00	600.00	600.00	0.00	0.00
061. Woolen Carpets							
2721001. WOOLEN CARPET	SQ.FT.	LAH	92.50	92.50	60.00	0.00	54.17
		KAR	60.00	60.00	51.00	0.00	17.65
062. Synthetic Carpets							
2729001. SYNTHETIC CARPET	SQ.FT.	LAH	32.50	32.50	32.50	0.00	0.00
		RAW	24.50	24.50	24.50	0.00	0.00
		KAR	49.00	49.00	45.50	0.00	7.69
		QTA	46.50	46.50	46.50	0.00	0.00
063. Hosiery Products							
2821001. UNDER WEAR MED. SIZE AVG. QLTY.	DOZ.	LAH	1270.00	1125.00	1125.00	12.89	12.89
		FAS	780.00	780.00	780.00	0.00	0.00
		RAW	1912.50	1875.00	1875.00	2.00	2.00
		KAR	1000.00	1000.00	1000.00	0.00	0.00
		SKR	890.00	890.00	890.00	0.00	0.00
		PSH	1440.00	1440.00	1440.00	0.00	0.00
		QTA	420.00	420.00	420.00	0.00	0.00
2821002. VEST (BANYAN)MED. SIZE AVG. QLTY.	DOZ.	LAH	1310.00	1175.00	1175.00	11.49	11.49
		FAS	900.00	900.00	900.00	0.00	0.00

Contd.

7.10 Intercity Wholesale Prices of Selected Commodities

Group/Commodity/Item Specification	Unit	City	Prices (Rs.)			% Change in Aug., 2016 Over		
			Aug.,2016	Jul., 2016	Aug.,2015	July, 2016	Aug., 2015	
		RAW	1912.50	1875.00	1875.00	2.00	2.00	
		KAR	1030.00	1030.00	1030.00	0.00	0.00	
		SKR	1322.50	1322.50	1322.50	0.00	0.00	
		PSH	1440.00	1440.00	1190.00	0.00	21.01	
2821003.	SOCKS NYLON MIXED GENTS SUP. QLTY.	DOZ.	QTA	720.00	720.00	720.00	0.00	0.00
			LAH	1125.00	1125.00	1125.00	0.00	0.00
			FAS	710.00	710.00	710.00	0.00	0.00
			RAW	812.50	812.50	812.50	0.00	0.00
			KAR	798.00	798.00	798.00	0.00	0.00
			SKR	860.00	860.00	860.00	0.00	0.00
			PSH	900.00	900.00	840.00	0.00	7.14
			QTA	620.00	620.00	620.00	0.00	0.00
2821004.	SOCKS COTTON GENTS AVG. QLTY.	DOZ.	LAH	750.00	750.00	750.00	0.00	0.00
			FAS	510.00	510.00	510.00	0.00	0.00
			KAR	650.00	650.00	650.00	0.00	0.00
064. Readymade Garments								
2823101.	PANTS GENTS (W&W) AVG. QLTY.	DOZ.	LAH	4250.00	4250.00	4250.00	0.00	0.00
			RAW	7250.00	7250.00	7250.00	0.00	0.00
			KAR	5780.00	5780.00	5100.00	0.00	13.33
2823102.	SHORT	DOZ.	LAH	1250.00	1250.00	1250.00	0.00	0.00
			KAR	1350.00	1350.00	1260.00	0.00	7.14
			HYD	2400.00	2400.00	2400.00	0.00	0.00
2823103.	AWAMI SUIT(W&W) AVG. QLTY.	DOZ.	LAH	10000.00	9000.00	9000.00	11.11	11.11
			RAW	13450.00	13450.00	12750.00	0.00	5.49
			KAR	7900.00	7900.00	6700.00	0.00	17.91
			QTA	5400.00	5400.00	5400.00	0.00	0.00
2823201.	SHIRT GENTS (W&W) AVG. QLTY.	DOZ.	LAH	3225.00	3225.00	3225.00	0.00	0.00
			RAW	4375.00	4375.00	4275.00	0.00	2.34
			KAR	4050.00	4050.00	4050.00	0.00	0.00
2823301.	GIRL'S FROCK (W&W)	DOZ.	LAH	8750.00	8750.00	8750.00	0.00	0.00
			RAW	11650.00	11650.00	11100.00	0.00	4.95
			KAR	7500.00	7500.00	6740.00	0.00	11.28
3c) Leather Products								
065. Leather Without Hair								
2912001.	SOLE LEATHER 5 MM GR-1	KG.	SAH	700.00	700.00	650.00	0.00	7.69
			KSR	425.00	425.00	425.00	0.00	0.00
2912002.	SOLE LEATHER 4.5 MM GR-1	KG.	SAH	725.00	725.00	675.00	0.00	7.41
			KSR	490.00	490.00	490.00	0.00	0.00
2912003.	SOLE LEATHER 4 MM GR-1	KG.	SAH	750.00	750.00	700.00	0.00	7.14
			KSR	510.00	510.00	510.00	0.00	0.00
066. Other Leather N.E.C								
2913001.	CHROME LEATHER COW ANALINE GR-I	DM.	SAH	19.37	19.37	19.37	0.00	0.00
			KSR	20.45	20.45	21.00	0.00	-2.62
2913002.	CHROME LEATHER COW ANALINE GR-II	DM.	SAH	18.29	18.29	18.29	0.00	0.00
			KSR	18.22	18.22	18.22	0.00	0.00
2913003.	CHROME LEATHER BUFF CALF (SUP)	DM.	SAH	17.22	17.22	17.22	0.00	0.00
			KSR	18.00	18.00	17.00	0.00	5.88
2913004.	CHROME LEATHER BUFF CALF (B)	DM.	SAH	15.60	15.60	15.60	0.00	0.00
			KSR	15.00	15.00	15.00	0.00	0.00
067. Footwears								
2933001.	GENTS SHOES PAUL BATA	PAIR	LAH	818.23	818.23	818.23	0.00	0.00
2933002.	GENTS SANDAL BATA	PAIR	LAH	572.51	572.51	572.51	0.00	0.00
2933003.	GENTS SLATE CHAPPAL BATA	PAIR	LAH	110.08	110.08	110.08	0.00	0.00
2933004.	LADIES SANDAL BATA (EMOZIAN)	PAIR	LAH	490.61	490.61	490.61	0.00	0.00
2933005.	LADIES SPOUNG CHAPPAL BATA(TROPICAL)	PAIR	LAH	109.52	109.52	109.52	0.00	0.00
2933006.	CHILD SHOE POWER LIFE BATA	PAIR	LAH	500.00	470.00	285.85	6.38	74.92

Contd.

7.10 Intercity Wholesale Prices of Selected Commodities

Group/Commodity/Item Specification	Unit	City	Prices (Rs.)			% Change in Aug., 2016 Over	
			Aug.,2016	Jul., 2016	Aug.,2015	July, 2016	Aug., 2015
2933007. GENTS SHOES ART 1109 SERVIS	PAIR	LAH	477.00	477.00	477.00	0.00	0.00
2933008. CHEETAH 50 SIZE 3.5	PAIR	LAH	1091.00	1091.00	679.00	0.00	60.68
2933009. SERVIS SHOES WOMEN	PAIR	LAH	370.00	370.00	370.00	0.00	0.00
2933010. SERVIS SHOES CHILDREN	PAIR	LAH	257.00	257.00	257.00	0.00	0.00
4. Other Transportable Goods							
068. Timber							
3131001. TIMBER SHEESHAM	CMT.	LAH	62682.50	62682.50	59151.00	0.00	5.97
		RAW	69746.50	69746.50	64449.50	0.00	8.22
		KAR	59000.00	59000.00	54230.00	0.00	8.80
		PSH	52965.00	52965.00	42378.00	0.00	24.98
		QTA	55582.00	55582.00	55582.00	0.00	0.00
3131002. TIMBER KERUING PINE WOOD	CMT.	RAW	64449.00	64449.00	62683.50	0.00	2.82
		KAR	59000.00	59000.00	53822.50	0.00	9.62
3131003. TIMBER PERTAL	CMT.	LAH	41494.00	41494.00	38845.50	0.00	6.82
		RAW	52089.00	52089.00	48558.00	0.00	7.27
		KAR	43000.00	43000.00	38997.50	0.00	10.26
		PSH	56496.00	56496.00	52372.00	0.00	7.87
		QTA	31050.00	31050.00	31050.00	0.00	0.00
3131004. TIMBER CHIR	CMT.	LAH	36197.00	36197.00	32665.50	0.00	10.81
		RAW	46792.00	46792.00	43260.50	0.00	8.16
		KAR	34500.00	34500.00	31200.00	0.00	10.58
3131005. TIMBER DEODAR	CMT.	RAW	104178.50	104178.50	97998.00	0.00	6.31
		KAR	112500.00	112500.00	105000.00	0.00	7.14
		PSH	105930.00	105930.00	95358.00	0.00	11.09
		QTA	88000.00	88000.00	88000.00	0.00	0.00
3131006. TIMBER TEAK WOOD	CMT.	LAH	147436.00	147436.00	143021.50	0.00	3.09
		KAR	155000.00	155000.00	148450.50	0.00	4.41
069. Printing Paper							
3212901. OFFSET PAPER FLYING FINISH	KG.	KAR	80.00	80.00	78.00	0.00	2.56
3212902. ART PAPER "LEYKAM"/CHINA	KG.	KAR	115.00	118.00	115.00	-2.54	0.00
3212903. PRINTING PAPER ROYAL CENTURY	KG.	KAR	90.00	90.00	90.00	0.00	0.00
3212904. PHOTOSTAT PAPER 210X297 A-4(80GM)	KG.	KAR	340.00	345.00	365.00	-1.45	-6.85
070. Hard Board							
3213301. KRAFT LINES BOARD (BRAZIL-125)	KG.	KAR	95.00	102.00	95.00	-6.86	0.00
071. Coke							
3310001. COKE	MT.	KAR	60000.00	60000.00	60000.00	0.00	0.00
072. Motor Spirit							
3331001. MOTOR SPRIT 87 RON	LTR.	KAR	64.21	64.21	76.70	0.00	-16.28
073. Diesel Oil							
3333001. DIESEL OIL LIGHT SPEED (BULK)	LTR.	KAR	43.28	43.28	56.52	0.00	-23.43
3333002. DIESEL OIL HIGH SPEED(BULK)	LTR.	KAR	72.46	72.46	84.99	0.00	-14.74
074. Kerosine Oil							
3334001. Kerosine Oil	LTR.	KAR	43.11	43.11	62.00	0.00	-30.47
075. Furnace Oil							
3337001. HIGH SULPHUR FURNACE OIL(HSFO)	MT.	KAR	27597.00	29155.00	32996.50	-5.34	-16.36
076. Mobil Oil							
3338001. HAVOLINE MOBIL OIL PETROL ENGN.	4 LTR.	FAS	1950.00	1950.00	1950.00	0.00	0.00
		RAW	1962.50	1962.50	1962.50	0.00	0.00
		MUL	1622.50	1622.50	1780.00	0.00	-8.85
		GJT	1790.00	1790.00	1790.00	0.00	0.00
		KAR	2000.00	2000.00	2157.00	0.00	-7.28
		PSH	1700.00	1700.00	1640.00	0.00	3.66
		QTA	1670.00	1670.00	1670.00	0.00	0.00
3338002. HAVOLINE MOBIL OIL CNG ENGN.	4 LTR.	FAS	1600.00	1600.00	1600.00	0.00	0.00
		RAW	1937.50	1937.50	1937.50	0.00	0.00
		MUL	1562.50	1562.50	1660.00	0.00	-5.87

Contd.

7.10 Intercity Wholesale Prices of Selected Commodities

Group/Commodity/Item Specification	Unit	City	Prices (Rs.)			% Change in Aug., 2016 Over	
			Aug.,2016	Jul., 2016	Aug.,2015	July, 2016	Aug., 2015
		GJT	1790.00	1790.00	1790.00	0.00	0.00
		KAR	1750.00	1750.00	1833.00	0.00	-4.53
		PSH	1700.00	1700.00	1670.00	0.00	1.80
		QTA	1725.00	1725.00	1725.00	0.00	0.00
077. Chemicals							
3414001. STEARIC ACID	LB.	LAH	107.50	117.50	122.50	-8.51	-12.24
		KAR	80.50	80.50	88.50	0.00	-9.04
3414002. ACETIC ACID	LB.	LAH	75.00	80.00	80.00	-6.25	-6.25
		KAR	37.00	37.00	44.50	0.00	-16.85
		PSH	49.00	49.00	50.00	0.00	-2.00
3414003. TARTARIC POWDER	50 KG.	LAH	17000.00	16000.00	17500.00	6.25	-2.86
		KAR	3700.00	3700.00	11000.00	0.00	-66.36
3414004. CITRIC ACID	50 KG.	LAH	5500.00	5400.00	5700.00	1.85	-3.51
		KAR	5400.00	5400.00	4950.00	0.00	9.09
		PSH	5800.00	5800.00	5600.00	0.00	3.57
3414005. CHINA CLAY	M.T.	KAR	45000.00	45000.00	52000.00	0.00	-13.46
3414006. BLEACHING POWDER	50 KG.	LAH	2600.00	2600.00	2600.00	0.00	0.00
		KSR	2675.00	2675.00	2675.00	0.00	0.00
		KAR	2750.00	2750.00	2275.00	0.00	20.88
		PSH	3000.00	3000.00	3000.00	0.00	0.00
3414007. GLUCOSE POWDER	50 KG.	LAH	4500.00	4600.00	4800.00	-2.17	-6.25
		KAR	3800.00	3800.00	4550.00	0.00	-16.48
		PSH	4500.00	4500.00	5200.00	0.00	-13.46
3422001. ZINC OXIDE	50 KG.	LAH	21000.00	21000.00	21000.00	0.00	0.00
		PSH	15000.00	15000.00	15000.00	0.00	0.00
3423101. CAUSTIC SODA	50 KG.	LAH	3800.00	3800.00	3700.00	0.00	2.70
		KSR	3725.00	3725.00	3725.00	0.00	0.00
		KAR	3925.00	3925.00	3710.00	0.00	5.80
		PSH	3900.00	3900.00	4000.00	0.00	-2.50
3423102. SULPHURIC ACID	100 KG.	LAH	2100.00	2200.00	2500.00	-4.55	-16.00
		KAR	2245.00	2245.00	2380.00	0.00	-5.67
		PSH	1600.00	1600.00	2000.00	0.00	-20.00
3423103. MERCURY	KG.	LAH	10000.00	11000.00	12500.00	-9.09	-20.00
		KAR	9000.00	8000.00	10800.00	12.50	-16.67
		PSH	5500.00	5500.00	11000.00	0.00	-50.00
3424001. SODA ASH LIGHT 80 KG. BAG	BAG	LAH	3360.00	3360.00	3360.00	0.00	0.00
		KSR	3425.00	3425.00	3425.00	0.00	0.00
		KAR	1975.00	1975.00	2225.00	0.00	-11.24
		PSH	3440.00	3440.00	3450.00	0.00	-0.29
3424002. SODIUM BI- CARBONATE.	50 KG.	LAH	2450.00	2400.00	2450.00	2.08	0.00
		KAR	2160.00	2160.00	2290.00	0.00	-5.68
		PSH	2400.00	2400.00	2450.00	0.00	-2.04
3424003. SALT EPSUM	100 KG.	LAH	1400.00	1400.00	1400.00	0.00	0.00
		KAR	1980.00	1980.00	1625.00	0.00	21.85
		PSH	2200.00	2200.00	2600.00	0.00	-15.38
078. Dyeing Material							
3431001. DYES RED B-BASE	LB.	KAR	270.00	270.00	270.00	0.00	0.00
3431002. DYES ORITEX JAPAN RED HR-2.	LB.	KAR	225.00	225.00	225.00	0.00	0.00
3431003. DYED REACTIVE VIOLET H-3R	LB.	KAR	250.00	250.00	250.00	0.00	0.00
079. Fertilizers							
3461101. SONA UREA	MT.	LAH	27000.00	27000.00	37000.00	0.00	-27.03
		FAS	28000.00	28000.00	38000.00	0.00	-26.32
		MUL	27000.00	27600.00	37000.00	-2.17	-27.03
		PSH	27800.00	28000.00	38600.00	-0.71	-27.98
3461102. KISAN UREA	MT.	LAH	27000.00	27000.00	37000.00	0.00	-27.03
		FAS	27000.00	27600.00	37400.00	-2.17	-27.81

Contd.

7.10 Intercity Wholesale Prices of Selected Commodities

Group/Commodity/Item Specification	Unit	City	Prices (Rs.)			% Change in Aug., 2016 Over	
			Aug.,2016	Jul., 2016	Aug.,2015	July, 2016	Aug., 2015
		MUL	26400.00	26600.00	36000.00	-0.75	-26.67
		GUJ	26000.00	26000.00	34400.00	0.00	-24.42
		PSH	27000.00	28000.00	37000.00	-3.57	-27.03
3461401. CALCIUM AMMONIUM NITRATE	MT.	LAH	23000.00	23000.00	32500.00	0.00	-29.23
		FAS	25000.00	24000.00	32000.00	4.17	-21.88
		MUL	21000.00	21600.00	30400.00	-2.78	-30.92
		GUJ	28000.00	28000.00	32000.00	0.00	-12.50
		PSH	31000.00	31000.00	31000.00	0.00	0.00
3462101. SINGLE SUPPER PHOSPHATE (GR) 18PC	MT.	LAH	17000.00	17000.00	20000.00	0.00	-15.00
		FAS	18000.00	18000.00	20000.00	0.00	-10.00
		MUL	13000.00	13600.00	18600.00	-4.41	-30.11
		GUJ	16000.00	16000.00	18000.00	0.00	-11.11
		PSH	17000.00	18000.00	20000.00	-5.56	-15.00
3462102. SINGLE SUPER PHOSPHATE (PD) 18PC	MT.	LAH	21000.00	21000.00	21000.00	0.00	0.00
		FAS	21950.00	21950.00	21950.00	0.00	0.00
		MUL	21900.00	21900.00	21900.00	0.00	0.00
		GUJ	22000.00	22000.00	22000.00	0.00	0.00
		PSH	25100.00	25100.00	25100.00	0.00	0.00
3462103. TRIPLE SUPER PHOSPHATE (GR)	MT.	LAH	61750.00	61750.00	61750.00	0.00	0.00
		FAS	61850.00	61850.00	61850.00	0.00	0.00
		MUL	62050.00	62050.00	62050.00	0.00	0.00
		GUJ	66000.00	66000.00	66000.00	0.00	0.00
		PSH	60000.00	60000.00	60000.00	0.00	0.00
3463201. SULPHATE OF POTASH	MT.	LAH	89000.00	89000.00	103000.00	0.00	-13.59
		MUL	83600.00	83600.00	83600.00	0.00	0.00
		KSR	89000.00	89000.00	103000.00	0.00	-13.59
3464101. NITRO PHOSPHATE	MT.	LAH	39000.00	39000.00	50500.00	0.00	-22.77
		FAS	39000.00	39000.00	51000.00	0.00	-23.53
		MUL	38000.00	37600.00	50000.00	1.06	-24.00
		GUJ	40000.00	40000.00	54000.00	0.00	-25.93
		PSH	39000.00	40000.00	51000.00	-2.50	-23.53
3464201. DIA-AMMONIUM PHOSPHATE	MT.	LAH	57000.00	57000.00	75000.00	0.00	-24.00
		FAS	54000.00	54000.00	75000.00	0.00	-28.00
		MUL	54400.00	54600.00	74200.00	-0.37	-26.68
		GUJ	52000.00	52000.00	74000.00	0.00	-29.73
		PSH	52000.00	54000.00	73000.00	-3.70	-28.77
3464401. NITROGEN PHOSPHATE AND POTACIUM(NPK)	MT.	LAH	51000.00	51000.00	62000.00	0.00	-17.74
		GUJ	58000.00	58000.00	50000.00	0.00	16.00
		SAR	50000.00	50000.00	59600.00	0.00	-16.11
		HYD	39600.00	39600.00	61680.00	0.00	-35.80
080. Pesticides							
3466101. THIODAN 35 EC(AGRICULTURE) 1 LTR	BOTTLE	LAH	750.00	750.00	580.00	0.00	29.31
		FAS	1050.00	1050.00	1050.00	0.00	0.00
		MUL	1200.00	1200.00	1200.00	0.00	0.00
		SAR	875.00	875.00	875.00	0.00	0.00
		GJT	500.00	500.00	500.00	0.00	0.00
		HYD	750.00	750.00	750.00	0.00	0.00
		MPK	600.00	600.00	600.00	0.00	0.00
3466102. DURSBAN TC(TERMICIDE CONC.)	BOTTLE	LAH	2000.00	2000.00	1050.00	0.00	90.48
		FAS	1265.00	1265.00	1265.00	0.00	0.00
		MUL	1550.00	1550.00	1550.00	0.00	0.00
		SAR	1000.00	1100.00	1100.00	-9.09	-9.09
3466103. SARSABZ (VEGETABLES) 1 LTR.	BOTTLE	LAH	250.00	250.00	210.00	0.00	19.05
		FAS	340.00	360.00	360.00	-5.56	-5.56
		MUL	700.00	700.00	700.00	0.00	0.00

Contd.

7.10 Intercity Wholesale Prices of Selected Commodities

Group/Commodity/Item Specification	Unit	City	Prices (Rs.)			% Change in Aug., 2016 Over	
			Aug.,2016	Jul., 2016	Aug.,2015	July, 2016	Aug., 2015
		SAR	300.00	300.00	300.00	0.00	0.00
		GJT	500.00	500.00	500.00	0.00	0.00
3466104. MALATHION (ALL ANIMALS) 1 LTR.	BOTTLE	LAH	800.00	800.00	800.00	0.00	0.00
		FAS	1220.00	1300.00	1300.00	-6.15	-6.15
		GUJ	1100.00	1100.00	1100.00	0.00	0.00
		GJT	1200.00	1200.00	1200.00	0.00	0.00
081. Insecticides							
3471001. L-D POLYTHYLENE	LB.	KAR	79.31	79.56	83.69	-0.31	-5.23
3473001. POLYSTRENE GP.	55 LB.	KAR	4745.00	4745.00	4650.00	0.00	2.04
082. Paints & Varnishes							
3511001. SYN CLEAR VARNISH (BUXLYS)	3 LTR.	LAH	1062.00	1062.00	1062.00	0.00	0.00
		KAR	1225.00	1225.00	1225.00	0.00	0.00
3511002. SYN CLEAR VARNISH (BERGER)	3 LTR.	LAH	1215.00	1215.00	1215.00	0.00	0.00
		KAR	1375.00	1375.00	1375.00	0.00	0.00
3511003. SYN ENAMEL VIP (BERGER)	3.6 LTR	LAH	1860.00	1860.00	1860.00	0.00	0.00
		RAW	1337.50	1337.50	1337.50	0.00	0.00
		KAR	1650.00	1650.00	1650.00	0.00	0.00
3511004. SYN ENAMEL 413 (BUXLYS)	3.6 LTR	LAH	1380.00	1380.00	1380.00	0.00	0.00
		RAW	1330.00	1330.00	1330.00	0.00	0.00
		KAR	1650.00	1650.00	1650.00	0.00	0.00
3511005. VIP PLASTIC EMULSION (BERGER)	4 LTR.	LAH	1836.00	1836.00	1836.00	0.00	0.00
		RAW	1555.00	1555.00	1555.00	0.00	0.00
		KAR	1500.00	1500.00	1500.00	0.00	0.00
3511006. PLASTIC BOUND DISTEMPER(BUXLYS)	6 KG.	LAH	1210.00	1210.00	1210.00	0.00	0.00
		RAW	975.00	975.00	975.00	0.00	0.00
		KAR	975.00	975.00	975.00	0.00	0.00
3511007. ICI PLASTIC EMULSION	4 LTR	LAH	1940.00	1940.00	1940.00	0.00	0.00
		RAW	1690.00	1690.00	1690.00	0.00	0.00
		KAR	1750.00	1750.00	1750.00	0.00	0.00
083. Medicines							
3526001. PANADOL TAB. (200)	PACKET	LAH	162.00	162.00	153.00	0.00	5.88
		RAW	195.50	195.50	165.00	0.00	18.48
		MUL	204.00	204.00	153.00	0.00	33.33
		KAR	205.00	205.00	165.00	0.00	24.24
		MPK	153.00	153.00	153.00	0.00	0.00
		PSH	210.00	210.00	160.00	0.00	31.25
		QTA	200.00	200.00	180.00	0.00	11.11
3526002. DISPRIN TAB. (600)	PACKET	LAH	555.00	555.00	525.00	0.00	5.71
		RAW	595.00	595.00	372.50	0.00	59.73
		MUL	638.00	638.00	510.00	0.00	25.10
		KAR	638.00	638.00	459.00	0.00	39.00
		MPK	550.00	550.00	360.00	0.00	52.78
		PSH	510.00	510.00	516.00	0.00	-1.16
		QTA	600.00	600.00	440.00	0.00	36.36
3526003. FLAGYL TAB. (200)	PACKET	LAH	278.00	278.00	170.00	0.00	63.53
		RAW	255.00	255.00	255.00	0.00	0.00
		MUL	267.83	267.83	270.00	0.00	-0.80
		KAR	268.00	268.00	260.00	0.00	3.08
		MPK	260.00	260.00	260.00	0.00	0.00
		PSH	271.00	271.00	283.00	0.00	-4.24
		QTA	180.00	180.00	180.00	0.00	0.00
3526004. VENTOLIN TAB.(100)	PACKET	LAH	92.00	87.00	82.00	5.75	12.20
		RAW	85.00	85.00	85.00	0.00	0.00
		MUL	121.00	121.00	121.00	0.00	0.00
		KAR	86.53	86.53	86.53	0.00	0.00
		MPK	73.20	73.20	73.20	0.00	0.00

Contd.

7.10 Intercity Wholesale Prices of Selected Commodities

Group/Commodity/Item Specification	Unit	City	Prices (Rs.)			% Change in Aug., 2016 Over	
			Aug.,2016	Jul., 2016	Aug.,2015	July, 2016	Aug., 2015
3526005. DAONIL TAB. (60)	PACKET	PSH	85.00	85.00	72.00	0.00	18.06
		QTA	90.00	90.00	80.00	0.00	12.50
		LAH	86.00	82.00	75.12	4.88	14.48
		RAW	86.50	86.50	86.50	0.00	0.00
		MUL	86.31	86.31	86.31	0.00	0.00
		KAR	88.00	88.00	88.00	0.00	0.00
3526006. ENTOX TAB. (100)	PACKET	MPK	80.00	80.00	76.00	0.00	5.26
		PSH	88.00	88.00	90.00	0.00	-2.22
		QTA	90.00	90.00	90.00	0.00	0.00
		LAH	87.50	87.50	87.50	0.00	0.00
		RAW	73.00	73.00	73.00	0.00	0.00
		MUL	85.00	85.00	85.00	0.00	0.00
3526007. CALCIUM TAB. 1000 SANDOZ	06 BOTT	KAR	100.00	100.00	100.00	0.00	0.00
		MPK	85.00	85.00	85.00	0.00	0.00
		PSH	87.00	87.00	100.00	0.00	-13.00
		QTA	85.00	85.00	85.00	0.00	0.00
		LAH	642.00	642.00	622.00	0.00	3.22
		RAW	620.00	620.00	620.00	0.00	0.00
3526008. RENITEC TAB. 5 MG. (20)	PACKET	MUL	622.20	622.20	622.20	0.00	0.00
		KAR	660.00	660.00	660.00	0.00	0.00
		MPK	520.00	520.00	520.00	0.00	0.00
		PSH	630.00	630.00	630.00	0.00	0.00
		QTA	636.00	636.00	636.00	0.00	0.00
		LAH	87.56	87.56	87.56	0.00	0.00
3526009. CARMINA (150 TABLETS)	06 BOTT	RAW	99.50	99.50	99.50	0.00	0.00
		MUL	99.45	99.45	99.45	0.00	0.00
		KAR	100.00	100.00	100.00	0.00	0.00
		MPK	88.00	88.00	88.00	0.00	0.00
		PSH	101.00	101.00	105.30	0.00	-4.08
		QTA	102.00	102.00	102.00	0.00	0.00
3526010. SUALIN (250 TAB.) STRIP	EACH	LAH	190.00	190.00	150.00	0.00	26.67
		RAW	175.00	175.00	120.00	0.00	45.83
		MUL	186.00	186.00	153.00	0.00	21.57
		KAR	207.00	207.00	180.00	0.00	15.00
		PSH	170.00	170.00	170.00	0.00	0.00
		LAH	115.00	115.00	68.75	0.00	67.27
3526011. SANCOS SYRUP 60 MG.	06 BOTT	RAW	115.00	115.00	78.00	0.00	47.44
		KAR	132.00	132.00	132.00	0.00	0.00
		PSH	130.00	130.00	150.00	0.00	-13.33
		LAH	288.00	288.00	331.50	0.00	-13.12
		RAW	142.50	142.50	142.50	0.00	0.00
		MUL	280.50	280.50	280.50	0.00	0.00
3526012. PHENRGONE SYRUP 120 MG	06 BOTT	KAR	160.00	160.00	160.00	0.00	0.00
		MPK	285.00	285.00	285.00	0.00	0.00
		PSH	300.00	300.00	300.00	0.00	0.00
		QTA	287.00	287.00	287.00	0.00	0.00
		LAH	179.66	179.66	179.66	0.00	0.00
		RAW	168.00	168.00	168.00	0.00	0.00
3526013. CALPOL SYRUP	06 BOTT	MUL	168.30	168.30	168.30	0.00	0.00
		KAR	198.00	198.00	198.00	0.00	0.00
		MPK	170.00	170.00	170.00	0.00	0.00
		PSH	174.00	174.00	174.00	0.00	0.00
		QTA	192.00	192.00	195.00	0.00	-1.54
		LAH	146.00	146.00	135.00	0.00	8.15
		RAW	143.00	143.00	143.00	0.00	0.00
		MUL	140.76	140.76	127.50	0.00	10.40

Contd.

7.10 Intercity Wholesale Prices of Selected Commodities

Group/Commodity/Item Specification	Unit	City	Prices (Rs.)			% Change in Aug., 2016 Over	
			Aug.,2016	Jul., 2016	Aug.,2015	July, 2016	Aug., 2015
		KAR	150.00	150.00	150.00	0.00	0.00
		MPK	214.20	214.20	214.20	0.00	0.00
		PSH	144.48	144.48	144.48	0.00	0.00
		QTA	126.00	126.00	125.00	0.00	0.80
3526014. HYDERLIN SYRUP	06 BOTT	LAH	360.00	340.00	300.90	5.88	19.64
		RAW	327.50	327.50	327.50	0.00	0.00
		MUL	331.50	331.50	316.20	0.00	4.84
		KAR	332.00	332.00	332.00	0.00	0.00
		MPK	372.00	372.00	312.00	0.00	19.23
		PSH	306.00	306.00	342.00	0.00	-10.53
		QTA	378.00	378.00	378.00	0.00	0.00
3526015. SAFI HAMDARD 100 ML	06 BOTT	LAH	228.00	228.00	228.00	0.00	0.00
		RAW	255.00	255.00	216.00	0.00	18.06
		MUL	210.00	210.00	210.00	0.00	0.00
		KAR	306.00	306.00	276.00	0.00	10.87
		PSH	270.00	270.00	240.00	0.00	12.50
		QTA	193.00	193.00	193.00	0.00	0.00
3526016. HONEY TUBE (HAMDARD)	06 TUBE	LAH	540.00	540.00	540.00	0.00	0.00
		KAR	552.00	552.00	552.00	0.00	0.00
		MPK	516.00	516.00	516.00	0.00	0.00
		PSH	480.00	480.00	480.00	0.00	0.00
		QTA	582.00	582.00	582.00	0.00	0.00
3526017. BETNOVATE-N OINTMENT	06 TUBE	LAH	170.00	170.00	153.12	0.00	11.02
		RAW	166.50	166.50	148.00	0.00	12.50
		MUL	170.04	170.04	170.04	0.00	0.00
		KAR	168.00	168.00	168.00	0.00	0.00
		MPK	186.00	186.00	156.00	0.00	19.23
		PSH	174.00	174.00	150.00	0.00	16.00
		QTA	186.00	186.00	162.00	0.00	14.81
3526018. BURNOL	06 TUBE	LAH	85.08	85.08	85.08	0.00	0.00
		RAW	82.00	82.00	82.00	0.00	0.00
		MUL	82.00	82.00	82.00	0.00	0.00
		KAR	96.00	96.00	96.00	0.00	0.00
		MPK	81.60	81.60	81.60	0.00	0.00
		PSH	87.00	87.00	87.00	0.00	0.00
		QTA	81.00	81.00	81.00	0.00	0.00
3526019. O.R.S.FLAVOURED (SEARLE)	DOZEN	LAH	180.00	180.00	180.00	0.00	0.00
		RAW	183.50	183.50	183.50	0.00	0.00
		MUL	173.40	173.40	173.40	0.00	0.00
		KAR	174.00	174.00	174.00	0.00	0.00
		PSH	154.30	154.30	154.30	0.00	0.00
		QTA	156.00	156.00	156.00	0.00	0.00
3526020. JOSHANDA HAMDARD	DOZEN	LAH	240.00	240.00	276.00	0.00	-13.04
		MUL	216.00	216.00	216.00	0.00	0.00
		KAR	264.00	264.00	264.00	0.00	0.00
		MPK	240.00	240.00	123.84	0.00	93.80
		PSH	82.00	82.00	82.00	0.00	0.00
		QTA	221.00	221.00	221.00	0.00	0.00
3526021. COTTON BANDAGE 2" SIZE	06 NO.S	LAH	39.00	39.00	39.00	0.00	0.00
		RAW	48.00	48.00	48.00	0.00	0.00
		MUL	24.00	24.00	24.00	0.00	0.00
		KAR	30.00	30.00	30.00	0.00	0.00
		MPK	54.00	54.00	54.00	0.00	0.00
		PSH	42.50	42.50	22.00	0.00	93.18

Contd.

7.10 Intercity Wholesale Prices of Selected Commodities

Group/Commodity/Item Specification	Unit	City	Prices (Rs.)			% Change in Aug., 2016 Over	
			Aug.,2016	Jul., 2016	Aug.,2015	July, 2016	Aug., 2015
084. Soaps & Detergents							
3532101. LIFE BOUY SOAP (125 GM.)	DOZ.	LAH	427.00	416.00	442.00	2.64	-3.39
		RAW	402.50	402.50	382.50	0.00	5.23
		KSR	427.00	416.00	442.00	2.64	-3.39
		KAR	420.00	420.00	396.00	0.00	6.06
		PSH	396.00	396.00	425.00	0.00	-6.82
3532102. LUX-STD. (70 GM.)	DOZ.	QTA	370.00	370.00	370.00	0.00	0.00
		LAH	345.00	345.00	345.50	0.00	-0.14
		RAW	342.50	342.50	342.50	0.00	0.00
		KAR	360.00	360.00	370.00	0.00	-2.70
		PSH	336.00	336.00	380.00	0.00	-11.58
3532201. SUPER ACTIVE SURF (130 GM.)	DOZ.	QTA	345.00	345.00	360.00	0.00	-4.17
		LAH	230.00	230.00	230.00	0.00	0.00
		MUL	243.62	243.62	229.16	0.00	6.31
		KAR	228.00	228.00	228.00	0.00	0.00
		SKR	264.00	264.00	248.88	0.00	6.08
3532202. ARIEL (100 GM)	DOZ.	LAH	230.00	230.00	230.00	0.00	0.00
		GUJ	228.00	228.00	228.00	0.00	0.00
		KAR	228.00	228.00	228.00	0.00	0.00
		MPK	180.00	180.00	180.00	0.00	0.00
3532203. VIM DETERGENT POLY BAG (1000 G.)	DOZ.	LAH	810.00	810.00	750.00	0.00	8.00
		RAW	765.00	765.00	715.00	0.00	6.99
		KAR	828.00	828.00	828.00	0.00	0.00
		SKR	720.00	720.00	720.00	0.00	0.00
		PSH	680.00	680.00	680.00	0.00	0.00
		MNG	900.00	900.00	516.00	0.00	74.42
3532204. MAXIMUM POWER BRITE POLYBAG(400GM)	DOZ.	QTA	624.00	624.00	624.00	0.00	0.00
		LAH	1404.00	1404.00	1404.00	0.00	0.00
		RAW	1070.00	1070.00	862.50	0.00	24.06
		KAR	1428.00	1428.00	1224.00	0.00	16.67
		MPK	1416.00	1416.00	1416.00	0.00	0.00
		PSH	1325.00	1325.00	1325.00	0.00	0.00
3532205. EXPRESS DETERGENT(1000GM)	DOZ.	KAR	2100.00	2100.00	2100.00	0.00	0.00
3532206. WASHING SOAP BETA/SUFI/GUY	DOZ.	LAH	5580.00	5580.00	5400.00	0.00	3.33
		RAW	3775.00	3775.00	3775.00	0.00	0.00
		KSR	5560.00	5560.00	5400.00	0.00	2.96
		SKR	3440.00	3440.00	3440.00	0.00	0.00
		PSH	5840.00	5840.00	5840.00	0.00	0.00
3532207. WASHING SOAP NYLON 101 CAKE	DOZ.	LAH	269.00	269.00	269.00	0.00	0.00
		RAW	237.50	237.50	237.50	0.00	0.00
		SAR	289.00	289.00	286.00	0.00	1.05
		BNU	190.00	190.00	190.00	0.00	0.00
		QTA	300.00	300.00	300.00	0.00	0.00
3532301. TOOTHPASTE MACLEAN'S (LARGE SIZE)	DOZ.	RAW	575.00	575.00	575.00	0.00	0.00
		KAR	1080.00	1080.00	1080.00	0.00	0.00
3532302. TOOTHPASTE FARHAN'S (STD. SIZE)	DOZ.	KAR	492.00	492.00	492.00	0.00	0.00
3532303. TALC SAMSOL/SWISS MISS (STD.SIZE)	DOZ.	RAW	565.00	565.00	565.00	0.00	0.00
		KAR	1092.00	1092.00	1092.00	0.00	0.00
3532304. PONDS COLD CREAM (MED SIZE.)	DOZ.	LAH	1270.00	1270.00	1200.00	0.00	5.83
		RAW	1125.00	1075.00	1127.50	4.65	-0.22
		KAR	1194.00	1194.00	1194.00	0.00	0.00
3532305. PONDS VANISHING CREAM (MED SIZE)	DOZ.	LAH	2450.00	2450.00	2450.00	0.00	0.00
		RAW	1125.00	1075.00	1127.50	4.65	-0.22
		KAR	1009.00	1009.00	1009.00	0.00	0.00

Contd.

7.10 Intercity Wholesale Prices of Selected Commodities

Group/Commodity/Item Specification	Unit	City	Prices (Rs.)			% Change in Aug., 2016 Over		
			Aug.,2016	Jul., 2016	Aug.,2015	July, 2016	Aug., 2015	
			3532306. ADMIRAL SHAVING CREAM (MED.SIZE)	DOZ.	LAH	720.00	720.00	720.00
		RAW	710.00	625.00	625.00	13.60	13.60	
		KAR	750.00	750.00	648.00	0.00	15.74	
3532307. HAIR BRYL CREAM (MED. SIZE).	DOZ.	RAW	1165.00	1125.00	1125.00	3.56	3.56	
		KAR	1560.00	1560.00	984.00	0.00	58.54	
3532308. JOHNSON'S BABY POWDER/MOTHER CARE	DOZ.	KAR	1380.00	1380.00	798.00	0.00	72.93	
3532309. SUN SILK SHAMPOO LOCAL 10 ML.	DOZ.	RAW	51.00	51.00	51.00	0.00	0.00	
		KAR	55.00	55.00	55.00	0.00	0.00	
085. Auto Tyres								
3611101. AUTO TYRE GEN/SUZ/ALTO/MEHRAN	EACH	LAH	2700.00	2700.00	2700.00	0.00	0.00	
		RAW	2525.00	2525.00	2875.00	0.00	-12.17	
		KAR	2600.00	2600.00	2850.00	0.00	-8.77	
3611201. MOTOR CYCLE TYRE YAMAHA-100	EACH	LAH	1210.00	1210.00	1280.00	0.00	-5.47	
		RAW	962.50	962.50	962.50	0.00	0.00	
		KAR	980.00	980.00	1200.00	0.00	-18.33	
3611202. MOTOR CYCLE TYRE HONDA CD-70	EACH	LAH	860.00	860.00	860.00	0.00	0.00	
		RAW	962.50	962.50	962.50	0.00	0.00	
		KAR	840.00	840.00	1150.00	0.00	-26.96	
3611203. MOTOR CYCLE TYRE SUZUKI 80 CC.	EACH	LAH	960.00	960.00	960.00	0.00	0.00	
		RAW	937.50	937.50	937.50	0.00	0.00	
		KAR	1125.00	1125.00	1200.00	0.00	-6.25	
3611204. CYCLE TYRE SERVIS (28x1/2")	EACH	LAH	250.00	250.00	250.00	0.00	0.00	
		KAR	210.00	210.00	225.00	0.00	-6.67	
3611205. CYCLE TYRE DIAMOND (28x1/2")	EACH	LAH	275.00	275.00	300.00	0.00	-8.33	
		RAW	287.50	287.50	287.50	0.00	0.00	
		KAR	212.50	212.50	215.00	0.00	-1.16	
3611401. AUTO TUBE GEN/SUZ/ALTO/MEHRAN	EACH	LAH	270.00	270.00	270.00	0.00	0.00	
		RAW	295.00	295.00	295.00	0.00	0.00	
		KAR	317.50	317.50	322.50	0.00	-1.55	
3611402. MOTOR CYCLE TUBE YAMAHA-100	EACH	LAH	185.00	185.00	185.00	0.00	0.00	
		RAW	192.50	192.50	192.50	0.00	0.00	
		KAR	187.50	187.50	210.00	0.00	-10.71	
3611403. MOTOR CYCLE TUBE HONDA CD-70	EACH	LAH	175.00	175.00	175.00	0.00	0.00	
		RAW	192.50	192.50	192.50	0.00	0.00	
		KAR	162.50	162.50	205.00	0.00	-20.73	
3611404. MOTOR CYCLE TUBE SUZUKI 80 CC.	EACH	LAH	195.00	195.00	195.00	0.00	0.00	
		KAR	190.00	190.00	262.50	0.00	-27.62	
3611405. CYCLE TUBES SERVIS (28x1/2)	EACH	LAH	105.00	105.00	105.00	0.00	0.00	
		KAR	102.50	102.50	137.50	0.00	-25.45	
3611406. CYCLE TUBES DIAMOND (28x1/2)	EACH	LAH	110.00	110.00	115.00	0.00	-4.35	
		RAW	92.50	92.50	92.50	0.00	0.00	
		KAR	97.50	97.50	132.50	0.00	-26.42	
086. Plastic Products								
3694001. WATER COOLER 9 LTR.	EACH	LAH	575.00	575.00	400.00	0.00	43.75	
		KAR	465.00	465.00	465.00	0.00	0.00	
		PSH	430.00	430.00	450.00	0.00	-4.44	
		QTA	410.00	410.00	410.00	0.00	0.00	
3694002. BUCKET MED. SIZE	EACH	LAH	300.00	300.00	300.00	0.00	0.00	
		GUJ	225.00	225.00	225.00	0.00	0.00	
		GJT	220.00	220.00	220.00	0.00	0.00	
		KAR	290.00	290.00	312.50	0.00	-7.20	
		PSH	350.00	350.00	350.00	0.00	0.00	
		QTA	235.00	235.00	235.00	0.00	0.00	
3694003. DINNER SET PLASTIC 42/48/52 PIECES	EACH	LAH	1975.00	1975.00	1975.00	0.00	0.00	
		RAW	4900.00	4900.00	4900.00	0.00	0.00	
		MUL	3000.00	3000.00	3000.00	0.00	0.00	

Contd.

7.10 Intercity Wholesale Prices of Selected Commodities

Group/Commodity/Item Specification	Unit	City	Prices (Rs.)			% Change in Aug., 2016 Over	
			Aug.,2016	Jul., 2016	Aug.,2015	July, 2016	Aug., 2015
		KAR	2400.00	2400.00	2400.00	0.00	0.00
		PSH	2100.00	2100.00	2100.00	0.00	0.00
		MNG	3000.00	3000.00	3000.00	0.00	0.00
3694004. HOT POT PLASTIC 3 PIECES	EACH	LAH	1225.00	1225.00	1225.00	0.00	0.00
		SKT	1000.00	1000.00	1000.00	0.00	0.00
		KAR	975.00	975.00	975.00	0.00	0.00
		PSH	1350.00	1350.00	1350.00	0.00	0.00
		QTA	1050.00	1050.00	1050.00	0.00	0.00
3694005. THERMOS STARVAC 1 LTR.	EACH	LAH	525.00	525.00	450.00	0.00	16.67
		GUJ	400.00	400.00	500.00	0.00	-20.00
		KAR	525.00	525.00	525.00	0.00	0.00
		QTA	300.00	300.00	300.00	0.00	0.00
087. Glass sheets							
3711401. PL. GLASS SHEET 3 MM ABOVE 1 SQ.M	SQ.MTR.	LAH	335.00	335.00	335.00	0.00	0.00
		RAW	335.00	335.00	335.00	0.00	0.00
		KAR	690.00	500.00	465.00	38.00	48.39
		PSH	425.00	425.00	425.00	0.00	0.00
3711402. FIG.GLASS SHEET ABOVE 1 SQ.M	SQ.MTR.	LAH	247.50	247.50	247.50	0.00	0.00
		RAW	295.00	295.00	295.00	0.00	0.00
		KAR	820.00	745.00	745.00	10.07	10.07
		PSH	968.00	968.00	968.00	0.00	0.00
088. Other Glass Articles							
3719101. JAR 4 LTR. LOCAL/FANCY/SILKY	DOZ.	RAW	975.00	975.00	887.50	0.00	9.86
		KAR	810.00	810.00	750.00	0.00	8.00
3719301. TUMBLER 200 ML. FANCY (OMROC)	DOZ.	RAW	437.50	437.50	310.00	0.00	41.13
		KAR	870.00	870.00	637.50	0.00	36.47
3719302. JUG DIAMOND 1.2 LTR. FANCY (OMROC)	DOZ.	LAH	1775.00	1775.00	1775.00	0.00	0.00
		RAW	1425.00	1425.00	1337.50	0.00	6.54
		KAR	2450.00	2450.00	2450.00	0.00	0.00
3719303. TEA CUP SAUCER WHITE	DOZ.	LAH	725.00	725.00	725.00	0.00	0.00
		RAW	975.00	975.00	887.50	0.00	9.86
		KAR	735.00	735.00	690.00	0.00	6.52
089. Ceramics & Sanitary Fixture							
3721001. EUROPEAN W/C (02/03) STD WHITE	EACH	LAH	1600.00	1600.00	1400.00	0.00	14.29
		RAW	1225.00	1225.00	1225.00	0.00	0.00
		GJT	1400.00	1400.00	1400.00	0.00	0.00
		KAR	2062.50	1925.00	1600.00	7.14	28.91
		PSH	4100.00	4100.00	4100.00	0.00	0.00
3721002. EUROPEAN W.C. (02/03)STD COLOUR	EACH	LAH	1700.00	1700.00	1500.00	0.00	13.33
		RAW	1325.00	1325.00	1325.00	0.00	0.00
		GJT	1600.00	1600.00	1600.00	0.00	0.00
		KAR	2150.00	2000.00	1700.00	7.50	26.47
3721003. ASIAN W.C. WHITE 18/22"	EACH	LAH	1850.00	1850.00	1700.00	0.00	8.82
		RAW	1325.00	1325.00	1325.00	0.00	0.00
		GJT	1200.00	1200.00	1250.00	0.00	-4.00
		KAR	1075.00	1075.00	975.00	0.00	10.26
		PSH	1050.00	1050.00	1050.00	0.00	0.00
3721004. ASIAN W.C. WHITE 15/22"	EACH	LAH	1250.00	1250.00	1150.00	0.00	8.70
		RAW	1225.00	1225.00	1225.00	0.00	0.00
		GJT	1000.00	1000.00	1050.00	0.00	-4.76
		KAR	1025.00	1025.00	925.00	0.00	10.81
		PSH	910.00	910.00	900.00	0.00	1.11
3721005. ASIAN W.C. COLOURED 18/22"	EACH	LAH	1850.00	1850.00	1700.00	0.00	8.82
		RAW	1525.00	1525.00	1525.00	0.00	0.00
		GUJ	1800.00	1800.00	1800.00	0.00	0.00
		GJT	1450.00	1450.00	1450.00	0.00	0.00

Contd.

7.10 Intercity Wholesale Prices of Selected Commodities

Group/Commodity/Item Specification	Unit	City	Prices (Rs.)			% Change in Aug., 2016 Over	
			Aug.,2016	Jul., 2016	Aug.,2015	July, 2016	Aug., 2015
		KAR	1125.00	1125.00	1075.00	0.00	4.65
		PSH	980.00	980.00	980.00	0.00	0.00
3721006. ASIAN W.C. COLOURED 15/22"	EACH	LAH	1350.00	1350.00	1250.00	0.00	8.00
		RAW	1325.00	1325.00	1325.00	0.00	0.00
		GUJ	1700.00	1700.00	1700.00	0.00	0.00
		GJT	1250.00	1250.00	1250.00	0.00	0.00
		KAR	1025.00	1025.00	1025.00	0.00	0.00
		PSH	870.00	870.00	870.00	0.00	0.00
3721007. WASH BASIN 50 CM WHITE STD.	EACH	LAH	1450.00	1450.00	1300.00	0.00	11.54
		RAW	1325.00	1325.00	1325.00	0.00	0.00
		GJT	1350.00	1350.00	1350.00	0.00	0.00
		KAR	1450.00	1350.00	1200.00	7.41	20.83
		PSH	1850.00	1850.00	1850.00	0.00	0.00
3721008. WASH BASIN 50 CM LIGHT COLOUR	EACH	LAH	1450.00	1450.00	1300.00	0.00	11.54
		RAW	1425.00	1425.00	1425.00	0.00	0.00
		GJT	1150.00	1150.00	1150.00	0.00	0.00
		KAR	1650.00	1550.00	1350.00	6.45	22.22
		PSH	1750.00	1750.00	1550.00	0.00	12.90
3721009. SINK STAINLESS STEEL(KIT.)MED.SIZE	EACH	LAH	1850.00	1850.00	1600.00	0.00	15.63
		RAW	2525.00	2525.00	2475.00	0.00	2.02
		GUJ	1400.00	1400.00	1400.00	0.00	0.00
		KAR	1725.00	1725.00	1650.00	0.00	4.55
		PSH	1700.00	1700.00	1700.00	0.00	0.00
090. Bricks, Blocks & Tiles							
3732001. BRICKS	1000	LAH	7850.00	7750.00	7750.00	1.29	1.29
		RAW	8100.00	8100.00	7450.00	0.00	8.72
		GJT	8000.00	8000.00	8000.00	0.00	0.00
		KSR	7850.00	7850.00	7450.00	0.00	5.37
		HYD	4800.00	4800.00	4800.00	0.00	0.00
		SKR	5000.00	5000.00	5000.00	0.00	0.00
		PSH	8000.00	8000.00	7300.00	0.00	9.59
		BNU	5900.00	5900.00	6500.00	0.00	-9.23
		QTA	6250.00	6250.00	6250.00	0.00	0.00
3732002. CEMENT BLOCKS	1000	KAR	20500.00	20500.00	20500.00	0.00	0.00
3732003. TILES PLAIN WHITE 8 X 10"	SQ.MTR	LAH	675.00	675.00	525.00	0.00	28.57
		RAW	490.00	490.00	490.00	0.00	0.00
		MUL	800.00	800.00	800.00	0.00	0.00
		KAR	612.50	612.50	580.00	0.00	5.60
3732004. TILES PLAIN COLOURED 8 X 10"	SQ.MTR	LAH	775.00	775.00	555.00	0.00	39.64
		RAW	590.00	590.00	590.00	0.00	0.00
		MUL	850.00	850.00	850.00	0.00	0.00
		KAR	690.00	690.00	640.00	0.00	7.81
091. Cement							
3744001. CEMENT JAVEDAN (EX-FACTORY)	MT.	KAR	8460.00	8460.00	8460.00	0.00	0.00
3744002. CEMENT WHITE	MT.	LAH	18350.00	18350.00	18350.00	0.00	0.00
		RAW	19950.00	19950.00	19100.00	0.00	4.45
		KAR	18800.00	18800.00	18800.00	0.00	0.00
		SKR	18500.00	18000.00	20000.00	2.78	-7.50
3744003. SULP. RESISTING CEMENT(JAVEDAN)	MT.	KAR	9158.00	9158.00	9158.00	0.00	0.00
3744004. D.G. CEMENT (EX-FACTORY)	MT	LAH	9203.00	9203.00	8935.00	0.00	3.00
3744005. LUCKY CEMENT (EX-FACTORY)	MT	KAR	10110.00	10110.00	10110.00	0.00	0.00
3744006. FAUJI CEMENT(EX-FACTORY)	MT	RAW	9320.00	9530.00	8720.00	-2.20	6.88
092. Bed Foam							
3815001. BED FOAM	EACH	LAH	4300.00	4300.00	4000.00	0.00	7.50
		RAW	4325.00	4325.00	4325.00	0.00	0.00
		GUJ	3000.00	3000.00	3000.00	0.00	0.00

Contd.

7.10 Intercity Wholesale Prices of Selected Commodities

Group/Commodity/Item Specification	Unit	City	Prices (Rs.)			% Change in Aug., 2016 Over	
			Aug.,2016	Jul., 2016	Aug.,2015	July, 2016	Aug., 2015
		KAR	2750.00	2750.00	2750.00	0.00	0.00
		QTA	3200.00	3200.00	3200.00	0.00	0.00
3815002. BED FOAM COMMANDER 6.5" X 6" X5"	EACH	LAH	6100.00	6100.00	5800.00	0.00	5.17
		FAS	6900.00	6900.00	6900.00	0.00	0.00
		RAW	6325.00	6325.00	6325.00	0.00	0.00
		GJT	7600.00	7600.00	7600.00	0.00	0.00
		KAR	6400.00	6400.00	6400.00	0.00	0.00
		HYD	5950.00	5950.00	5950.00	0.00	0.00
093. Matches							
3899801. MATCHES (70-75 STICKS) 10 BOXES	PACKET	LAH	9.60	9.60	9.60	0.00	0.00
		RAW	9.40	9.40	9.40	0.00	0.00
		KAR	15.00	15.00	15.00	0.00	0.00
		SKR	15.00	15.00	15.00	0.00	0.00
		PSH	18.00	18.00	18.00	0.00	0.00
5. Metal Product, Machinery & Equipment							
094. Pig Iron							
4111101. PIG IRON	MT.	KAR	40000.00	40000.00	40000.00	0.00	0.00
095. Steel Bar & Sheets							
4126101. M.S. ROUND BAR 1/4"	MT.	LAH	67000.00	67000.00	73000.00	0.00	-8.22
		RAW	63750.00	64750.00	76000.00	-1.54	-16.12
		KAR	59000.00	60000.00	70000.00	-1.67	-15.71
		HYD	60000.00	61000.00	69000.00	-1.64	-13.04
		PSH	65000.00	65000.00	69000.00	0.00	-5.80
		QTA	69000.00	72000.00	73000.00	-4.17	-5.48
4126102. M.S. ROUND BAR 3/8"	MT.	LAH	67500.00	67500.00	74000.00	0.00	-8.78
		RAW	63750.00	64750.00	76000.00	-1.54	-16.12
		KAR	59000.00	60000.00	68000.00	-1.67	-13.24
		HYD	60000.00	61000.00	69000.00	-1.64	-13.04
		PSH	62000.00	64000.00	70000.00	-3.13	-11.43
		QTA	73000.00	76000.00	77000.00	-3.95	-5.19
4126103. M.S.ROUND BAR 1/2"	MT.	LAH	65500.00	65500.00	72000.00	0.00	-9.03
		RAW	64250.00	65250.00	76750.00	-1.53	-16.29
		KAR	60000.00	61000.00	68000.00	-1.64	-11.76
		HYD	60000.00	61000.00	69000.00	-1.64	-13.04
		PSH	57500.00	57900.00	67000.00	-0.69	-14.18
		QTA	72000.00	75000.00	76000.00	-4.00	-5.26
4126104. M.S. ROUND BAR 1"	MT.	LAH	67500.00	67500.00	75000.00	0.00	-10.00
		RAW	64250.00	65250.00	76750.00	-1.53	-16.29
		KAR	61500.00	63000.00	69000.00	-2.38	-10.87
		PSH	65000.00	65000.00	73000.00	0.00	-10.96
4126105. M.S.RIBBED BAR 1/2" TO 1"	MT.	LAH	69000.00	69000.00	74000.00	0.00	-6.76
		RAW	63250.00	64250.00	75750.00	-1.56	-16.50
		KAR	61500.00	66000.00	75000.00	-6.82	-18.00
4126106. M.S.RIBBED BAR 3/8"	MT.	LAH	69000.00	69000.00	75000.00	0.00	-8.00
		RAW	62250.00	63250.00	74750.00	-1.58	-16.72
		KAR	66000.00	67000.00	75000.00	-1.49	-12.00
4126107. G.P.SHEET CUTTING JAPAN 24-30 BG	MT.	LAH	120000.00	120000.00	120000.00	0.00	0.00
		RAW	82250.00	82250.00	85500.00	0.00	-3.80
		KAR	87200.00	86600.00	90000.00	0.69	-3.11
		PSH	90000.00	90000.00	102000.00	0.00	-11.76
4126108. G.S.SHEET 24 G.GALV.	MT.	LAH	130000.00	130000.00	130000.00	0.00	0.00
		RAW	82250.00	82250.00	85500.00	0.00	-3.80
		KAR	88200.00	89000.00	92000.00	-0.90	-4.13
		PSH	90000.00	90000.00	102000.00	0.00	-11.76

Contd.

7.10 Intercity Wholesale Prices of Selected Commodities

Group/Commodity/Item Specification	Unit	City	Prices (Rs.)			% Change in Aug., 2016 Over	
			Aug.,2016	Jul., 2016	Aug.,2015	July, 2016	Aug., 2015
			096. Pipe Fittings				
4129201. TEE 1/2"	DOZ.	LAH	425.00	425.00	410.00	0.00	3.66
		RAW	387.50	387.50	387.50	0.00	0.00
		KAR	384.00	384.00	384.00	0.00	0.00
		QTA	180.00	180.00	180.00	0.00	0.00
4129202. TEE 3/4"	DOZ.	LAH	530.00	530.00	475.00	0.00	11.58
		RAW	512.50	512.50	512.50	0.00	0.00
		KAR	558.00	558.00	558.00	0.00	0.00
		QTA	360.00	360.00	360.00	0.00	0.00
4129203. SOCKET 1/2"	DOZ.	LAH	275.00	275.00	275.00	0.00	0.00
		RAW	337.50	337.50	337.50	0.00	0.00
		KAR	246.00	246.00	246.00	0.00	0.00
		QTA	120.00	120.00	120.00	0.00	0.00
4129204. SOCKET 3/4"	DOZ.	LAH	365.00	365.00	365.00	0.00	0.00
		RAW	412.50	412.50	412.50	0.00	0.00
		KAR	290.00	290.00	290.00	0.00	0.00
		QTA	165.00	165.00	165.00	0.00	0.00
4129205. UNION 1/2"	DOZ.	LAH	730.00	730.00	660.00	0.00	10.61
		RAW	712.50	712.50	712.50	0.00	0.00
		KAR	812.00	812.00	812.00	0.00	0.00
		QTA	360.00	360.00	360.00	0.00	0.00
4129206. UNION 3/4"	DOZ.	LAH	835.00	835.00	755.00	0.00	10.60
		RAW	787.50	787.50	787.50	0.00	0.00
		KAR	1032.50	1032.50	1032.50	0.00	0.00
		QTA	300.00	300.00	300.00	0.00	0.00
4129207. BAND 1/2"	DOZ.	LAH	470.00	470.00	455.00	0.00	3.30
		RAW	687.50	687.50	687.50	0.00	0.00
		KAR	641.00	641.00	641.00	0.00	0.00
		QTA	300.00	300.00	300.00	0.00	0.00
4129208. BAND 3/4"	DOZ.	LAH	590.00	590.00	560.00	0.00	5.36
		RAW	712.50	712.50	712.50	0.00	0.00
		KAR	981.00	981.00	981.00	0.00	0.00
		QTA	480.00	480.00	480.00	0.00	0.00
4129209. ELBOW GALV CHINA 1/2"	DOZ.	LAH	310.00	310.00	310.00	0.00	0.00
		RAW	412.50	412.50	412.50	0.00	0.00
		KAR	265.00	265.00	265.00	0.00	0.00
		QTA	165.00	165.00	165.00	0.00	0.00
4129210. ELBOW GALV CHINA 3/4"	DOZ.	LAH	380.00	380.00	365.00	0.00	4.11
		RAW	462.50	462.50	462.50	0.00	0.00
		KAR	381.00	381.00	381.00	0.00	0.00
		QTA	192.00	192.00	192.00	0.00	0.00
097. Steel Products							
4291201. STAINLESS STEEL DEGCHI MED. SIZE	EACH	LAH	600.00	600.00	600.00	0.00	0.00
		GJT	450.00	450.00	455.00	0.00	-1.10
		KAR	625.00	625.00	625.00	0.00	0.00
4291202. STAINLESS STEEL TABLE SPOON SUP.	EACH	LAH	350.00	350.00	350.00	0.00	0.00
		GJT	175.00	175.00	175.00	0.00	0.00
		KAR	260.00	260.00	260.00	0.00	0.00
4291203. STAINLESS STEEL PLATE LIGHT	DOZ.	LAH	700.00	700.00	700.00	0.00	0.00
		GJT	500.00	500.00	500.00	0.00	0.00
		KAR	780.00	780.00	780.00	0.00	0.00
4291204. PRESSURE COOKER 4 LTR.	EACH	LAH	1380.00	1380.00	1380.00	0.00	0.00
		GUJ	1025.00	1025.00	1000.00	0.00	2.50
		SKT	1200.00	1200.00	1200.00	0.00	0.00
		KAR	1625.00	1625.00	1625.00	0.00	0.00
4291401. NEW TREET BLADE ORDINARY	1000	RAW	2575.00	2575.00	2375.00	0.00	8.42
		KAR	2900.00	2900.00	2900.00	0.00	0.00

Contd.

7.10 Intercity Wholesale Prices of Selected Commodities

Group/Commodity/Item Specification	Unit	City	Prices (Rs.)			% Change in Aug., 2016 Over	
			Aug.,2016	Jul., 2016	Aug.,2015	July, 2016	Aug., 2015
4291402. TREET SAFETY RAZOR	DOZ.	LAH	180.00	180.00	180.00	0.00	0.00
		KAR	1185.00	1185.00	1185.00	0.00	0.00
4291403. GILLET SAFETY RAZOR	DOZ.	LAH	430.00	430.00	370.00	0.00	16.22
		RAW	427.50	427.50	427.50	0.00	0.00
		KAR	420.00	420.00	280.00	0.00	50.00
098. Engines & Motors							
4321901. HOLLOW S.MOTOR 326 UP-4.40 HP 46	EACH	LAH	144750.00	144750.00	144500.00	0.00	0.17
099. Vacuum Pumps							
4323001. MULTISTAGE C.PUMPS(PCM 80-3 15 H)	EACH	LAH	77000.00	77000.00	77500.00	0.00	-0.65
4323002. MULTISTAGE C.PUMPS PCM 80-5 25 H)	EACH	LAH	109000.00	109000.00	109000.00	0.00	0.00
100. Air Conditioners							
4391201. PEL AIR CONDITONER 1.5 TON	EACH	LAH	39000.00	39000.00	38000.00	0.00	2.63
		RAW	36250.00	36250.00	36250.00	0.00	0.00
		KAR	42000.00	42000.00	42000.00	0.00	0.00
4391202. WAVES AIR CONDITIONER 1.5 TON.	EACH	LAH	44000.00	44000.00	44000.00	0.00	0.00
		RAW	37750.00	37750.00	37750.00	0.00	0.00
		GJT	45000.00	45000.00	45000.00	0.00	0.00
		KAR	41000.00	41000.00	41000.00	0.00	0.00
		HYD	41900.00	41900.00	40000.00	0.00	4.75
		QTA	39200.00	39200.00	39200.00	0.00	0.00
101. Cultivators							
4411201. CULTIVATOR (ORDINARY) 9 TIMES	EACH	GUJ	45000.00	45000.00	45000.00	0.00	0.00
4411202. CULTIVATOR (SPECIAL) 11 TIMES	EACH	GUJ	55000.00	55000.00	55000.00	0.00	0.00
102. Chuff Cutter							
4412301. CHUFF CUTTER	EACH	FAS	7000.00	7000.00	7000.00	0.00	0.00
103. Tractors							
4414101. TRACTOR MF-240	EACH	LAH	725450.00	725450.00	754000.00	0.00	-3.79
4414102. TRACTOR MF-385	EACH	LAH	1130860.00	1130860.00	1223800.00	0.00	-7.59
104. Lathe Machines							
4421301. LATHE MACHINE 3' (PAK MADINA)	EACH	LAH	75000.00	72500.00	72500.00	3.45	3.45
4421302. LATHE MACHINE 4.5' (PAK MADINA)	EACH	LAH	101750.00	100000.00	100000.00	1.75	1.75
4421303. LATHE MACHINE 6.5' (PAK MADINA)	EACH	LAH	122750.00	119000.00	119000.00	3.15	3.15
4421304. LATHE MACHINE 10' (PAK MADINA)	EACH	LAH	230000.00	222500.00	222500.00	3.37	3.37
105. Concrete Mixture							
4444001. CONC.MIXER 7 NTR. 12HP. STAR.ENG	EACH	LAH	140000.00	140000.00	140000.00	0.00	0.00
4444002. CONC.MIXER 17 NTR. 24HP. STAR.ENG	EACH	LAH	210000.00	210000.00	210000.00	0.00	0.00
106. Fridge,WashM,SewM,Fans,Iron							
4481101. DAWLANCE 10 CFT. DOUBLE DOOR	EACH	LAH	28000.00	28000.00	28000.00	0.00	0.00
		RAW	24350.00	24350.00	23750.00	0.00	2.53
		KAR	32000.00	32000.00	31100.00	0.00	2.89
4481201. WASHING MACHINE NAT. PAK S.F.	EACH	LAH	7000.00	7000.00	7000.00	0.00	0.00
		GUJ	5000.00	5000.00	5550.00	0.00	-9.91
		KAR	5450.00	5450.00	5000.00	0.00	9.00
		QTA	5550.00	5550.00	5500.00	0.00	0.91
4481202. WASHING MACHINE SINGER S.F.	EACH	LAH	10200.00	10200.00	9500.00	0.00	7.37
		RAW	9900.00	9550.00	9550.00	3.66	3.66
		KAR	11800.00	11800.00	10600.00	0.00	11.32
4481203. WASHING MACHINE DAWLANCE	EACH	LAH	9500.00	9500.00	9500.00	0.00	0.00
		FAS	8700.00	8700.00	8700.00	0.00	0.00
		GUJ	9400.00	9400.00	9400.00	0.00	0.00
		GJT	9400.00	9400.00	9400.00	0.00	0.00
		KAR	6200.00	6200.00	5400.00	0.00	14.81
		HYD	9000.00	9000.00	9000.00	0.00	0.00
4481204. WASHING MACHINE SUPER ASIA	EACH	LAH	9000.00	9000.00	9000.00	0.00	0.00
		FAS	8800.00	8800.00	8800.00	0.00	0.00
		KAR	5800.00	5800.00	5000.00	0.00	16.00
		HYD	6500.00	6500.00	6500.00	0.00	0.00

Contd.

7.10 Intercity Wholesale Prices of Selected Commodities

Group/Commodity/Item Specification	Unit	City	Prices (Rs.)			% Change in Aug., 2016 Over	
			Aug.,2016	Jul., 2016	Aug.,2015	July, 2016	Aug., 2015
4481401. SEWING MACHINE SINGER B.B. H.O	EACH	LAH	6700.00	6700.00	5850.00	0.00	14.53
		KAR	6200.00	6200.00	6200.00	0.00	0.00
4481402. SINGER ZIG ZAG MACHINE	EACH	LAH	14500.00	14500.00	13500.00	0.00	7.41
		KAR	11900.00	11900.00	11900.00	0.00	0.00
4481403. SEWING MACHINE SALIKA	EACH	LAH	4500.00	4500.00	4500.00	0.00	0.00
		KAR	5600.00	5600.00	5600.00	0.00	0.00
4481501. CEILING FAN MILLAT 48"	EACH	LAH	2300.00	2300.00	2300.00	0.00	0.00
		KAR	2600.00	2600.00	2400.00	0.00	8.33
4481502. CEILING FAN PAK 48"	EACH	LAH	2200.00	2200.00	2200.00	0.00	0.00
		GUJ	2400.00	2400.00	2400.00	0.00	0.00
		KAR	2800.00	2800.00	2400.00	0.00	16.67
4481503. CEILING FAN NATIONAL 56"	EACH	LAH	2200.00	2200.00	2200.00	0.00	0.00
		GUJ	2150.00	2150.00	2150.00	0.00	0.00
		GJT	2300.00	2300.00	2300.00	0.00	0.00
		KAR	2550.00	2550.00	2300.00	0.00	10.87
		HYD	2200.00	2200.00	2200.00	0.00	0.00
4481504. CEILING FAN YOUNIS 56"	EACH	LAH	2300.00	2300.00	2300.00	0.00	0.00
		FAS	2500.00	2500.00	2350.00	0.00	6.38
		GUJ	2350.00	2350.00	2350.00	0.00	0.00
		KAR	2650.00	2650.00	2400.00	0.00	10.42
		PSH	2650.00	2650.00	2550.00	0.00	3.92
		QTA	2750.00	2750.00	2750.00	0.00	0.00
4481505. PADESTAL FAN MILLAT 20"	EACH	KAR	3600.00	3600.00	3200.00	0.00	12.50
4481506. PADESTAL FAN PAK 20"	EACH	LAH	3500.00	3500.00	3300.00	0.00	6.06
		GJT	3800.00	3800.00	3800.00	0.00	0.00
		KAR	3600.00	3600.00	3200.00	0.00	12.50
		PSH	3800.00	3800.00	3800.00	0.00	0.00
4481507. EXHAUST FAN CLIMAX 12"	EACH	LAH	1600.00	1600.00	1600.00	0.00	0.00
		GUJ	1400.00	1400.00	1700.00	0.00	-17.65
4481508. EXHAUST FAN MILLAT 12"	EACH	KAR	1800.00	1800.00	1600.00	0.00	12.50
4481509. EXHAUST FAN PAK. NATIONAL 12"	EACH	LAH	1500.00	1500.00	1500.00	0.00	0.00
		GUJ	1350.00	1350.00	1900.00	0.00	-28.95
		GJT	1800.00	1800.00	1800.00	0.00	0.00
		KAR	1700.00	1700.00	1600.00	0.00	6.25
4481601. IRON NATIONAL PAK AUTOMATIC	EACH	LAH	500.00	500.00	400.00	0.00	25.00
		GUJ	850.00	850.00	850.00	0.00	0.00
		KAR	525.00	525.00	525.00	0.00	0.00
		PSH	800.00	800.00	800.00	0.00	0.00
4481602. IRON PHILIPS HD 1120/R	EACH	LAH	1250.00	1250.00	1250.00	0.00	0.00
		GUJ	2080.00	2080.00	2100.00	0.00	-0.95
		KAR	1360.00	1360.00	1360.00	0.00	0.00
107. Electric Wires							
4634001. FLEXIBLE WIRE 2999-14 0076	90 MTR.	LAH	575.00	575.00	525.00	0.00	9.52
		MUL	1100.00	1100.00	1100.00	0.00	0.00
		KAR	990.00	990.00	990.00	0.00	0.00
		PSH	800.00	800.00	800.00	0.00	0.00
		QTA	505.00	505.00	505.00	0.00	0.00
4634002. PVC WIRE SINGLE CORE	90 MTR.	LAH	925.00	925.00	850.00	0.00	8.82
		MUL	1280.00	1280.00	1280.00	0.00	0.00
		KAR	990.00	990.00	990.00	0.00	0.00
		PSH	900.00	900.00	900.00	0.00	0.00
		QTA	600.00	600.00	600.00	0.00	0.00
108. Lighting Equipments							
4653101. PHILIPS TL. LAMP 40 W.	EACH	GUJ	95.00	95.00	92.00	0.00	3.26
		GJT	96.00	96.00	96.00	0.00	0.00
		KAR	105.00	105.00	85.00	0.00	23.53

Contd.

7.10 Intercity Wholesale Prices of Selected Commodities

Group/Commodity/Item Specification	Unit	City	Prices (Rs.)			% Change in Aug., 2016 Over	
			Aug.,2016	Jul., 2016	Aug.,2015	July, 2016	Aug., 2015
		PSH	97.50	97.50	97.50	0.00	0.00
		QTA	90.00	90.00	90.00	0.00	0.00
4653102. PHILIPS ELECTRIC BULB 100W(GLS)	100 BUL	LAH	2000.00	2000.00	2000.00	0.00	0.00
		RAW	2950.00	2950.00	2950.00	0.00	0.00
		KAR	2800.00	2800.00	2800.00	0.00	0.00
		PSH	2900.00	2900.00	2900.00	0.00	0.00
4653103. PHILIPS ENERGY SAVER 14 W (GLS)	EACH	LAH	145.00	145.00	150.00	0.00	-3.33
		RAW	139.00	139.00	139.00	0.00	0.00
		KAR	155.00	155.00	155.00	0.00	0.00
		PSH	170.00	170.00	170.00	0.00	0.00
		QTA	172.00	172.00	172.00	0.00	0.00
109. Radio & Television							
4731201. RADIO 3-5 BAND (CHINA BRAND)	EACH	LAH	175.00	175.00	175.00	0.00	0.00
		RAW	287.50	287.50	287.50	0.00	0.00
		KAR	425.00	390.00	325.00	8.97	30.77
4731301. PHILIPS COLOUR TV. 14"	EACH	LAH	8150.00	8150.00	8150.00	0.00	0.00
		RAW	8250.00	8250.00	8250.00	0.00	0.00
		KAR	8400.00	8400.00	8400.00	0.00	0.00
4731302. L.G.COLOUR TV. 14"	EACH	LAH	8100.00	8100.00	8100.00	0.00	0.00
		RAW	7900.00	7900.00	7900.00	0.00	0.00
		KAR	8150.00	8150.00	8150.00	0.00	0.00
4731303. SONY COLOUR TV 14"	EACH	LAH	13000.00	13000.00	13000.00	0.00	0.00
		RAW	10250.00	10250.00	10250.00	0.00	0.00
		KAR	8000.00	8000.00	8000.00	0.00	0.00
4731304. PANASONIC COLOUR TV 14"	EACH	RAW	9250.00	9250.00	9250.00	0.00	0.00
		KAR	7750.00	7750.00	7750.00	0.00	0.00
4731305. PHILIPS COLOUR TV. 20"	EACH	LAH	11000.00	11000.00	11000.00	0.00	0.00
		RAW	13900.00	13900.00	13900.00	0.00	0.00
		KAR	12750.00	12750.00	12750.00	0.00	0.00
4731306. L.G.COLOUR TV. 20"	EACH	LAH	13400.00	13400.00	13400.00	0.00	0.00
		RAW	12250.00	12250.00	12250.00	0.00	0.00
		KAR	13000.00	13000.00	13000.00	0.00	0.00
4731307. L.G. COLOUR TV. 21"	EACH	LAH	14700.00	14700.00	14700.00	0.00	0.00
		RAW	12250.00	12250.00	12250.00	0.00	0.00
		KAR	16100.00	16100.00	16100.00	0.00	0.00
4731308. SONY COLOUR TV 20"	EACH	LAH	18800.00	18800.00	18800.00	0.00	0.00
		RAW	17100.00	17100.00	17100.00	0.00	0.00
		KAR	17200.00	17200.00	17200.00	0.00	0.00
110. Motor Vehicles							
4911301. CAR SUZUKI MEHRAN 800CC SB308R VX	EACH	KAR	630000.00	630000.00	625000.00	0.00	0.80
4911302. SUZUKI CULTUS 1000CC SF410 VXR M PE	EACH	KAR	1044000.00	1044000.00	1039000.00	0.00	0.48
4911303. SUZUKI RAVI 800 CC PICKUP(ST 308R)	EACH	KAR	642000.00	642000.00	637000.00	0.00	0.78
4911304. CAR TOYOTA 1300 CC XLI	EACH	KAR	1639000.00	1639000.00	1539000.00	0.00	6.50
4911305. CAR HONDA CIVIC 1800CC(iVTEC MANUAL)	EACH	LAH	2039000.00	2039000.00	2021000.00	0.00	0.89
4911306. ISUZU BUS CHASIS MT 112 K	EACH	KAR	3325000.00	3325000.00	3325000.00	0.00	0.00
4911401. ISUZU TRUCK CHASIS FTR 12 K	EACH	KAR	3850000.00	3850000.00	3850000.00	0.00	0.00
111. Motorcycles							
4991201. MOTOR CYCLE YB-100ROYAL YAMAHA	EACH	KAR	75375.00	75375.00	75375.00	0.00	0.00
4991202. MOTOR CYCLE CD-70 HONDA	EACH	KAR	63500.00	63500.00	63500.00	0.00	0.00
4991203. MOTOR CYCLE PAK HERO 70 CC.	EACH	LAH	42000.00	42000.00	42000.00	0.00	0.00
		MUL	42000.00	42000.00	42000.00	0.00	0.00
		KAR	46000.00	46000.00	46000.00	0.00	0.00
4991204. MOTOR CYCLE SUPER ASIA 70 CC.	EACH	LAH	42500.00	42500.00	42500.00	0.00	0.00
		MUL	45000.00	45000.00	45000.00	0.00	0.00
		KAR	42500.00	42500.00	42500.00	0.00	0.00
		HYD	42000.00	42000.00	42000.00	0.00	0.00
4991205. MOTOR CYCLE SUZUKI STD 110CC.	EACH	KAR	71300.00	71300.00	71300.00	0.00	0.00
112. Bicycles							
4992101. BICYCLE PECO FOR GENTS POPULAR	EACH	LAH	5000.00	5000.00	5000.00	0.00	0.00
4992102. BICYCLE PECO FOR BMX SHAHEEN	EACH	LAH	3500.00	3500.00	3500.00	0.00	0.00
4992103. BICYCLE SOHRAB SUPER	EACH	LAH	6450.00	6450.00	6450.00	0.00	0.00
		KAR	6900.00	6900.00	6450.00	0.00	6.98
4992104. BICYCLE SOHRAB VIP STUDENT	EACH	LAH	6300.00	6300.00	6300.00	0.00	0.00

7.11 Intercity Consumer Prices
August, 2016

Description	Unit	Rawalpindi	Islamabad	Attock	Jehlum	Lahore	Sahiwal	Gujran-wala
WHEAT	10 KG.	337.50	337.50	315.50	333.75	336.25	321.88	337.50
WHEAT FLOUR FINE/SUPERIOR.	KG.	55.92	57.75	41.50	47.00	50.00	41.00	42.00
WHEAT FLOUR AVG. QLTY	KG.	37.60	37.75	35.50	37.25	38.00	34.75	40.00
WHEAT FLOUR BAG	10 KG.	376.04	377.50	355.00	372.50	380.00	347.50	372.50
MAIDA	KG.	56.50	58.75	50.00	60.00	56.25	50.00	50.00
SUJI	KG.	57.42	59.25	50.00	60.00	60.00	50.00	50.00
BESAN AV. QLTY.	KG.	159.17	163.75	160.00	160.00	161.43	160.00	132.50
RICE BASMATI SUP. QLTY.	KG.	140.00	145.31	137.50	125.00	113.93	105.00	90.00
RICE BASMATI 385/386	KG.	127.08	130.00	77.50	105.00	82.86	60.00	50.00
RICE BASMATI BROKEN AV.QLTY	KG.	71.25	76.25	67.50	60.00	56.96	55.00	50.00
RICE IRR-6 (SINDH/PUNJAB)	KG.	52.71	60.00	47.50	60.00	49.07	37.50	47.50
VERMICELLI	KG.	97.92	99.38	92.50	80.00	101.61	70.00	77.50
BREAD PLAIN MEDIUM SIZE	EACH	40.00	40.00	40.00	37.50	40.00	40.00	40.00
RUSK (PAPAY)	KG.	240.00	261.25	170.00	230.00	205.00	235.00	160.00
BISCUITS-PACKED	PKT	40.00	40.00	40.00	40.00	35.00	35.00	35.00
BISCUIT-BAKERY (LOOSE)	250 GM	100.42	110.00	72.50	95.00	92.50	110.00	110.00
CORNFLAKS FAUJI 225 GM.	PKT	189.00	189.00	189.00	189.00	176.40	176.40	180.00
SAMOSA (VEGATABLE)	EACH	14.75	14.63	15.00	12.50	16.96	15.00	15.00
PASTRY AV.QLTY.	EACH	32.92	33.44	37.50	30.00	30.18	30.00	35.00
PATTIES (VEGATABLES)	EACH	27.50	28.44	21.00	25.00	31.96	30.00	20.00
NIMCO	250 GM	82.50	86.88	67.50	70.00	68.93	90.00	50.00
CHIPS	250 GM	93.33	95.00	78.75	82.50	77.32	90.00	65.00
BEEF WITH BONE AV.QLTY.	KG	337.50	338.75	265.00	302.50	344.29	280.00	290.00
MUTTON AV.QLTY.	KG	740.00	748.75	675.00	637.50	805.36	630.00	625.00
CHICKEN FARM BROILER (LIVE)	KG	112.83	128.38	125.00	122.50	106.36	108.00	112.00
FISH-RAHU MEDIUM SIZE	KG	299.17	336.25	240.00	290.00	261.07	245.00	250.00
MILK FRESH (UNBOILED)	LTR.	92.92	97.50	72.50	75.00	73.21	70.00	80.00
CURD	KG.	100.00	108.13	77.50	80.00	83.04	80.00	90.00
MILK TETRA PACK 1/2 LTR.	PKT.	60.00	60.00	60.00	60.00	60.00	60.00	60.00
LACTOGEN 400 GRAMS	PKT.	435.00	435.00	435.00	435.00	435.00	445.00	435.00
POWDER MILK NIDO 400GM.	PKT	389.74	389.74	389.74	389.74	380.00	380.00	380.00
MILK POWDER LOOSE/PACKED	KG.	551.67	585.00	535.00	500.00	504.29	445.00	350.00
BUTTER LOCAL PACKED	50 GM.	25.00	25.00	25.00	50.00	32.00	25.00	35.00
EGGS FARM	DOZ	97.50	100.00	105.00	96.00	96.29	92.50	80.00
MUSTARD OIL AV.QLTY.	KG.	220.00	240.00	245.00	205.00	183.93	162.50	145.00
COOKING OIL (DALDA)	2.5LTR	445.00	445.00	445.00	445.00	445.00	443.00	467.00
COOKING OIL (PAKWAN) OTHER BRAND SPECIFY	2.5 LTR	355.00	362.50	355.00	387.50	420.00	370.00	420.00
VEGETABLE GHEE TIN	2.5KG.	440.00	440.00	440.00	440.00	440.00	440.00	452.00
VEGETABLE GHEE (LOOSE)	KG.	140.83	143.75	139.00	135.00	136.93	165.00	140.00
DATES AV.QLTY.	KG.	228.33	243.75	210.00	210.00	157.86	165.00	190.00
PISTACHIO AV.QLTY.	50 GM.	116.67	122.50	117.50	125.00	107.86	140.00	120.00
ALMONDS WHOLE AV.QLTY.	KG.	625.83	646.88	610.00	612.50	672.14	675.00	525.00
COCONUT DRY AV.QLTY.	KG.	297.50	327.50	315.00	320.00	315.18	255.00	200.00
RAISINS AV.QLTY.	50 GM.	23.50	26.50	23.50	22.50	31.93	19.00	20.00
GROUNDNUTS (WITH SHELL)	KG.	213.33	228.75	170.00	240.00	196.43	200.00	195.00
MALTA/MOSAMBI	DOZ	0.00	0.00	0.00	0.00	0.00	0.00	0.00
KINNU	DOZ	0.00	0.00	0.00	0.00	0.00	0.00	0.00
APPLE	KG	115.83	141.25	110.00	95.00	148.57	90.00	160.00
ALOO BUKHARA	KG	196.67	233.75	130.00	210.00	157.86	208.75	190.00
POMEGRANATE (ANNAR)	KG	600.00	661.43	0.00	0.00	370.36	205.00	290.00
GRAPES	KG	203.33	230.00	250.00	195.00	197.86	205.00	120.00
BANANAS	DOZ	90.00	107.50	80.00	95.00	79.64	75.00	60.00
MANGO KALMI	KG	165.83	175.00	110.00	125.00	112.14	75.00	80.00
GUAVA	KG	100.00	133.33	75.00	105.00	77.86	50.00	70.00
WATERMELON (TURBOOZ)	KG	0.00	0.00	0.00	0.00	0.00	0.00	0.00
MUSKMELON (KHARBOOZA)	KG	0.00	0.00	0.00	0.00	0.00	0.00	0.00
SWEETMELON (GARMA)	KG	69.17	75.00	52.50	55.00	52.14	55.00	60.00
PULSE MASOOR (WHOLE)	KG.	152.08	166.25	132.50	145.00	156.96	140.00	140.00
PULSE MASOOR (WASHED)	KG.	160.00	172.19	147.50	150.00	167.14	145.00	160.00
PULSE MOONG (WASHED)	KG.	168.75	175.31	142.50	162.50	164.11	140.00	160.00
PULSE MASH (WASHED)	KG.	270.00	278.75	255.00	295.00	294.64	275.00	280.00

Contd.

7.11 Intercity Consumer Prices August, 2016

Description	Unit	Rawalpindi	Islamabad	Attock	Jehlum	Lahore	Sahiwal	Gujranwala
PULSE GRAM	KG.	157.08	164.38	160.00	155.00	156.79	145.00	152.50
GRAM WHOLE BLACK AV.QLTY.	KG.	159.58	165.00	147.50	150.00	146.79	145.00	135.00
GRAM WHOLE YELLOW AV.QLTY	KG.	192.50	202.50	195.00	200.00	168.93	192.50	190.00
BEANS (LAL LOBIA)	KG.	164.58	172.50	135.00	160.00	161.61	155.00	130.00
POTATOES	KG	41.25	48.75	40.00	32.50	40.54	40.00	50.00
ONION	KG	34.79	47.50	30.00	32.50	27.50	21.00	30.00
TURNIP	KG	0.00	0.00	0.00	0.00	0.00	0.00	0.00
RADISH	KG	0.00	0.00	0.00	0.00	0.00	0.00	0.00
TOMATOES	KG	63.75	78.75	60.00	55.00	76.07	55.00	60.00
CABBAGE	KG	0.00	0.00	0.00	0.00	0.00	0.00	0.00
CAULIFLOWER	KG	0.00	0.00	0.00	0.00	0.00	0.00	0.00
BRINJAL	KG	56.25	68.33	50.00	45.00	43.93	40.00	40.00
PUMPKIN	KG	46.67	69.38	55.00	35.00	35.36	50.00	0.00
BOTTLEGOURD	KG	79.17	110.00	22.50	75.00	49.29	60.00	60.00
LADY FINGER	KG	87.50	98.75	60.00	65.00	74.29	80.00	80.00
PEAS	KG	0.00	0.00	0.00	0.00	0.00	0.00	0.00
SPINACH	KG	0.00	0.00	0.00	0.00	0.00	0.00	0.00
TINDA	KG	90.00	118.75	0.00	95.00	97.86	127.50	100.00
TURAI	KG	85.00	98.75	60.00	75.00	58.93	60.00	40.00
KARAILA	KG	73.33	75.00	40.00	55.00	83.00	87.50	45.00
ARVI	KG	72.50	82.50	50.00	65.00	73.93	60.00	60.00
CHILLIES GREEN	KG	81.67	96.25	60.00	95.00	73.93	60.00	80.00
CARROT	KG	0.00	0.00	0.00	0.00	0.00	0.00	0.00
COCUMBER (KHEERA)	KG	78.33	87.50	110.00	95.00	78.93	56.25	50.00
LEMON	250GM	36.25	48.13	27.50	27.50	28.21	22.50	25.00
SUGAR REFINED	KG.	73.04	77.00	73.00	72.00	73.07	70.00	70.00
GUR AV.QLTY	KG.	103.33	110.00	97.50	105.00	98.57	95.00	85.00
HONEY LANGANESE 500 GM.	BOTTLE	924.58	935.00	910.00	925.00	860.00	820.00	840.00
MILO 200 GM.	BOTTLE	215.00	216.25	215.00	222.50	216.00	220.00	166.67
CUSTARD POWDER RAFHAN 300 GM.	PKT	80.00	80.00	80.00	80.00	80.00	80.00	80.00
TOFFEE (HILAL)	EACH	2.00	2.00	2.00	2.00	2.00	1.50	1.00
CHOWKELATE CANDY (SMALL SIZE)	EACH	5.00	5.00	5.00	5.00	5.00	5.00	5.00
SWEETMEAT (MIXED)	KG	392.50	401.25	290.00	360.00	310.00	377.50	360.00
ICE CREAM WALLS	CUP.	40.00	40.00	40.00	40.00	40.00	40.00	40.00
ICE	KG	20.00	20.00	15.00	20.00	15.00	10.00	5.00
JAM AHMED/MITCHELLES	BOTTLE	140.00	140.00	140.00	140.00	135.00	140.00	125.00
SQUASH-MITCHELLES	BOTTLE	167.50	167.50	167.50	165.00	150.00	160.00	145.00
ROOH AFZA	BOTTLE	170.00	170.00	160.00	170.00	160.00	160.00	160.00
JAM-E-SHIREEN	BOTTLE	170.00	170.00	170.00	170.00	170.00	170.00	170.00
SAUNF	50 GM	20.00	20.00	19.00	20.00	20.00	18.00	20.00
CINAMON LOOSE AV. QLTY	50 GM.	24.75	25.00	24.50	35.00	26.71	30.00	25.00
CUMINSEED WHITE NATIONAL	50 GM.	52.00	52.00	52.00	52.00	52.00	52.00	52.00
PEPPER BLACK NATIONAL	50 GM.	105.00	105.00	100.00	105.00	100.00	100.00	100.00
CLOVES LOOSE AV.QLTY	50 GM.	85.83	88.13	87.50	95.00	89.29	100.00	100.00
CARDAMOM LARGE LOOSE AV.QLTY	50 GM.	176.67	180.00	185.00	195.00	179.64	185.00	150.00
CARDAMOM SMALL AV.QLTY	50 GM.	107.08	120.63	100.00	107.50	78.04	122.50	90.00
SALT-POWDERED (LAHORI) LOOSE	KG.	12.00	12.00	10.00	15.00	10.00	10.00	10.00
SALT POWDERED (NATIONAL/SHAN)	PKT	25.00	25.00	25.00	25.00	25.00	25.00	25.00
CHILLIES POWD.NATIONAL 200GM	PKT	105.00	105.00	105.00	105.00	105.00	105.00	105.00
CHILLIES POWDER LOOS	KG.	313.33	326.25	270.00	270.00	282.14	245.00	260.00
CORRIANDER SEED POWD.NATIONAL	PKT	104.00	104.00	104.00	104.00	104.00	104.00	110.00
CORRIANDER SEED (LOOSE)	KG.	298.33	300.00	265.00	290.00	287.14	262.50	190.00
TURMERIC POWD.NATIONAL 50GM	PKT.	35.00	35.00	35.00	35.00	35.00	35.00	35.00
CURRY POWD. NATIONAL 200 GM	PKT.	87.00	87.00	87.00	87.00	88.00	78.81	87.00
TOMATO KETCHUP AHMED/MITCHL	BOTTLE	97.50	97.50	105.00	100.00	95.00	85.00	100.00
PICKLES AHMED/MITCHELLES	BOTTLE	105.00	105.00	105.00	115.00	105.00	95.00	100.00
VINEGAR SYNTHETIC (SIRKA)	BOTTLE	100.00	100.00	77.50	95.00	80.00	80.00	70.00
GARLIC	KG	319.17	323.13	290.00	290.00	284.64	245.00	260.00
GINGER	KG	154.17	187.50	100.00	155.00	105.71	100.00	100.00
TAPAL DANEDAR TEA 200GM PACKET	PKT	157.89	157.89	157.84	157.89	157.89	157.89	157.89
TEA LIPTON YELLOW LABEL 200GM.	PKT.	157.89	157.89	157.84	157.89	157.89	157.89	157.89

Contd.

7.11 Intercity Consumer Prices August, 2016

Description	Unit	Rawalpindi	Islamabad	Attock	Jehlum	Lahore	Sahiwal	Gujranwala
TEA LOOSE KENYA AV.QLTY 250GM.	PKT.	175.00	175.00	175.00	175.00	116.07	182.50	160.00
COFFEE-NESCAFE 75 GM. **	BOTTLE	355.00	355.00	355.00	340.00	360.00	350.00	350.00
COLD DRINK (STANDARD SIZ)	BOTTLE	27.50	27.50	25.00	25.00	20.00	25.00	25.00
FRUIT JUICE TETRA PACK	PKT.	20.00	20.00	15.00	17.50	20.00	18.00	20.00
MINERAL WATER NESTLE 1.5 LTR	BOTTLE	50.00	50.00	50.00	50.00	50.00	50.00	45.00
CIGARETTES K-2 10'S **	PKT	65.00	65.00	65.00	65.00	65.00	65.00	70.00
CIGARETTES CAPSTAN 10'S **	PKT	72.50	72.50	70.00	72.50	65.00	70.00	70.00
CIGARETTES GOLD LEAF 20'S	PKT	130.00	130.00	130.00	130.00	120.00	130.00	130.00
CIGARETTES MORVEN GOLD 20'S	PKT	72.50	72.50	70.00	72.50	65.00	70.00	70.00
BETEL LEAVES	50GM.	98.75	104.38	102.50	105.00	77.50	70.00	60.00
BETEL NUTS	KG.	640.83	671.25	675.00	365.00	355.00	350.00	350.00
LONG CLOTH 57" GUL AHMED/AL-KARAM	METER	195.00	205.00	185.00	260.00	257.14	245.00	135.00
SHIRTING AV.QLTY.	METER	185.00	192.50	182.50	195.00	138.57	290.00	170.00
PANT CLOTH W & WEAR AV.QLTY	METER	437.50	431.25	437.50	410.00	332.14	525.00	335.00
LAWN PRINTED GUL AHMED/AL-KARAM	METER	270.00	287.50	267.50	285.00	281.07	397.50	205.00
GEORGETTE AV.QLTY	METER	152.50	155.00	152.50	145.00	120.54	110.00	132.50
LINEN AV.QLTY ***	METER	163.33	170.00	165.00	165.00	173.93	225.00	105.00
HEAVY WT SUITING LAWERNCPUR AVG QLTY	METER	1475.00	1475.00	1475.00	1475.00	1475.00	1100.00	1050.00
HEAVY WT SUITING LAWERNCPUR SUP QLTY	METER	1925.00	1925.00	1925.00	1925.00	2075.00	1250.00	2350.00
TROPICAL SUITING LAW.PUR	METER	1425.00	1425.00	1425.00	1425.00	1175.00	1100.00	925.00
PANT BOY 24"/26" LENGTH.	EACH	525.00	550.00	537.50	612.50	381.79	762.50	712.50
SHIRT BOY 24"/26" LENGTH	EACH	359.58	375.00	362.50	425.00	363.57	575.00	450.00
SCHOOL UNI. PANT,SHIRT BOYS	SUIT	510.00	545.63	525.00	560.00	678.57	725.00	975.00
SCHOOL UNI. KAMEEZ,SHAL.BOYS	SUIT	507.92	550.00	512.50	482.50	479.64	525.00	925.00
SCHOOL UNI. KAMEEZ,SHAL.GIRL	SUIT	475.00	471.88	485.00	455.00	562.50	475.00	925.00
FROCK W/WEAR GIRLS	EACH	2225.00	2287.50	2050.00	1275.00	1135.71	1450.00	925.00
AWAMI-SUIT W & W(BOY) 24"/26	SUIT	1979.17	2025.00	2050.00	1375.00	1078.57	1740.00	1125.00
AWAMI-SUIT W&W (GENTS)AV.QLTY	SUIT	2012.50	2093.75	2100.00	1700.00	1178.57	1800.00	1125.00
PULLOVER GENTS OXFORD/BON.	EACH	3050.00	3050.00	3050.00	3050.00	2890.00	2950.00	3000.00
PULLOVER LADIES OXFORD/BON.	EACH	3050.00	3050.00	3050.00	3050.00	2970.00	2850.00	2950.00
PULLOVER (GENTS) OTHERS A.QTY	EACH	1187.50	1200.00	1100.00	950.00	967.86	1000.00	550.00
SECOND-HAND COAT FOR MEN	EACH	583.33	500.00	475.00	475.00	625.00	350.00	600.00
SECONDHAND SWEETER FOR MEN DUP QLTY	EACH	347.92	0.00	275.00	180.00	467.86	275.00	600.00
SECONDHAND WINTER JACKET	EACH	625.00	0.00	475.00	475.00	685.71	375.00	650.00
UNDERWEAR AV.QLTY MEDIUM SIZE	EACH	210.83	215.00	175.00	182.50	157.86	175.00	125.00
VEST FOR MEN AV.QLTY.	EACH	215.83	215.00	175.00	182.50	166.07	170.00	125.00
VEST/SHAMEEZ (WOMEN) AVG. QLTY	EACH	213.33	220.00	205.00	145.00	228.57	190.00	142.50
SOCKS NYLON (PAKISTANI)	PAIR	110.00	117.50	77.50	87.50	105.00	95.00	110.00
BRASSIER AV.QLTY.	EACH	251.67	261.25	210.00	105.00	167.86	210.00	165.00
BRASSIER SUP QLTY	EACH	586.25	629.38	575.00	305.00	950.00	500.00	335.00
DOPATTA GEORGETTE AV.QLTY.	EACH	350.00	362.50	340.00	325.00	317.86	315.00	275.00
DOPATTA COTTON AV GLTY	EACH	341.25	362.50	290.00	225.00	205.36	225.00	185.00
CHADDAR (W/WEAR) (2x2.5 MTR)	EACH	392.92	418.75	387.50	412.50	423.21	375.00	375.00
LUNGI/DHOTI(COTTON) AVG. QLTY	EACH	460.83	475.00	440.00	205.00	250.71	375.00	212.50
HANDKERCHIEF AVG. QLTY PAK	EACH	38.75	42.50	37.50	25.00	28.21	50.00	50.00
HANDKERCHIEF SUP. QLTY PAK	EACH	55.83	64.38	50.00	45.00	50.00	75.00	75.00
GLOVES AV QLTY	PAIR	155.00	157.50	155.00	155.00	79.64	120.00	105.00
AZARBAND COTTON AVG. QLTY	EACH	22.50	22.50	17.50	22.50	21.96	20.00	25.00
SEWING THREAD/REEL(ASLI PARI)	EACH	9.00	9.00	7.50	9.00	7.00	6.00	6.00
WASHING CHARGES PAINT & SHIRT	SUIT	90.00	90.00	110.00	175.00	71.07	165.00	175.00
DRY CLEANING SUIT COAT PANT	SUIT	612.50	675.00	335.00	475.00	370.00	375.00	400.00
WASHING CH. (KAMIZ-SHALWAR)	PAIR	89.17	90.00	75.00	90.00	60.36	90.00	120.00
TAILORING SHIRT	EACH	541.67	575.00	387.50	525.00	439.29	500.00	400.00
TAILORING CHARGES PANT (MEN)	EACH	958.33	1025.00	750.00	850.00	632.14	900.00	500.00
TAILORING COAT-PANT SUIT	SUIT	3800.00	4287.50	4100.00	3500.00	4464.29	5000.00	3100.00
TAILORING AWAMI-SUIT (MALE)	SUIT	729.17	775.00	637.50	650.00	578.57	675.00	600.00
TAILORING SUIT FEMALE	SUIT	633.33	725.00	575.00	575.00	500.00	525.00	500.00
GENTS SHOES PAUL BATA	PAIR	1199.00	1199.00	1199.00	1199.00	1299.00	1199.00	1199.00
GENTS SANDAL BATA	PAIR	699.00	699.00	699.00	699.00	699.00	699.00	699.00
GENTS SPOUNG CHAPPAL BATA	PAIR	199.00	199.00	199.00	199.00	199.00	199.00	199.00
LADIES SANDAL BATA	PAIR	499.00	499.00	499.00	499.00	499.00	499.00	499.00

Contd.

7.11 Intercity Consumer Prices August, 2016

Description	Unit	Rawalpindi	Islamabad	Attock	Jehlum	Lahore	Sahiwal	Gujran-wala
LADIES SPOUNG CHAPPAL BATA	PAIR	179.00	179.00	179.00	179.00	179.00	179.00	179.00
CHILD SHOE POWER LITE BATA	PAIR	599.00	599.00	599.00	599.00	599.00	599.00	599.00
GENTS SHOE, ART 1109 SERVICE	PAIR	999.00	999.00	999.00	999.00	999.00	999.00	999.00
NYLON JOGGER 27 SIZE 2-5 ***	PAIR	1299.00	1299.00	1299.00	1299.00	1299.00	1299.00	1299.00
CHINA FOOT WEAR AV. QLTY (MALE) *	PAIR	975.00	1025.00	875.00	875.00	742.86	450.00	450.00
CHINA FOOT WEAR AV. QLTY (FEMALE) *	PAIR	875.00	931.25	875.00	725.00	637.50	500.00	350.00
CHINA FOOT WEAR AV. QLTY (CHILDREN) *	PAIR	833.33	875.00	625.00	725.00	483.93	425.00	320.00
SHOE REPAIR HALF SOLE	PAIR	132.50	144.38	115.00	135.00	105.00	100.00	95.00
SHOES POLISH CHARGES AVERAGE SHOP	PAIR	20.00	20.00	27.50	20.00	20.00	20.00	15.00
HOUSE RENT (combined)	MONTH	14691.00	46545.00	4203.00	6317.00	12597.00	7908.00	5516.00
rent 2	pm	14691.00	46545.00	4203.00	6317.00	12597.00	7908.00	5516.00
RENT3	PM	14691.00	46545.00	4203.00	6317.00	12597.00	7908.00	5516.00
RENT4	PM	14691.00	46545.00	4203.00	6317.00	12597.00	7908.00	5516.00
RENT5	PM	14691.00	46545.00	4203.00	6317.00	12597.00	7908.00	5516.00
RENT6	PM	14691.00	46545.00	4203.00	6317.00	12597.00	7908.00	5516.00
SYNTHETIC ENEMAL ROBIALAC BALTI 3.64 LTR.	EACH	1750.00	1750.00	1850.00	1805.00	2190.00	1700.00	1700.00
SYNTHETIC ENEMAL ICI BALTI 3.64 LTR.	EACH	1790.00	1790.00	1900.00	1880.00	2190.00	2138.00	2138.00
CEMENT (LOCAL) SPECIFY BRAND NAME	BAG	540.00	545.00	522.50	540.00	550.00	540.00	570.00
BRICKS (NEW) IST CLASS	P/1000	9750.00	9750.00	9100.00	7900.00	8550.00	6650.00	8750.00
CEMENT BLOCKS (6"x8"x12")	P/100	4100.00	0.00	2675.00	0.00	0.00	0.00	0.00
BAJREE	100CFT	6250.00	6250.00	4900.00	4250.00	6000.00	5500.00	6750.00
SAND (BLACK PIT SAND)	K100CFT	3050.00	3050.00	1475.00	2295.00	2550.00	3150.00	2750.00
TIMBER SHESHAM LOG IST QUALITY	cubmt.	71512.00	71732.75	71512.00	64890.50	87402.00	74151.00	50323.50
IRON BAR (M.S. BAR) 1/2"	P/TON	63500.00	64500.00	58875.00	64000.00	69000.00	61250.00	66000.00
CARPENTER WAGE RATE	P/DAY	1200.00	1200.00	775.00	850.00	830.36	700.00	825.00
MASON (RAJ) WAGE RATE	P/DAY	1200.00	1200.00	825.00	850.00	1232.14	725.00	1050.00
UNSKILLED LABOUR WAGE RATE	P/DAY	700.00	700.00	500.00	550.00	600.00	475.00	650.00
PLUMBER WAGE RSTE	P/DAY	1200.00	1200.00	775.00	850.00	826.79	0.00	800.00
ELECTICIAN WAGE RATE PER DAY **	P/DAY	0.00	0.00	0.00	0.00	828.57	0.00	700.00
ELECTICIAN WAGE RATE PER POINT **	P/PNT	195.00	202.50	135.00	170.00	152.50	137.50	137.50
WATER CHARGES PER HOUSE	P/MONTH	161.50	96.00	120.00	100.00	325.00	30.00	100.00
ELECT.CHARGES UPTO 50 UNITS	P/UNIT	2.00	2.00	2.00	2.00	2.00	2.00	2.00
ELECT.CHARGES 01 - 100 UNIT	P/UNIT	6.18	6.18	6.18	6.18	6.18	6.18	6.18
ELECT.CHARGES 101 - 300 UNIT	P/UNIT	9.54	9.54	9.54	9.54	9.54	9.54	9.54
ELECT.CHARGES 301 - 1000 UNIT	P/UNIT	16.39	16.39	16.39	16.39	16.39	16.39	16.39
ELECT.CHARGES ABOVE 1000 UNIT	P/UNIT	18.39	18.39	18.39	18.39	18.39	18.39	18.39
ELEC	PM	10.50	10.50	10.50	10.50	10.50	10.50	10.50
GAS CHRg upto 3.3719 MMBUT	MMBTU	128.70	128.70	128.70	128.70	128.70	128.70	128.70
GAS CHRg 3.3719 - 6.7438 MMBUT	MMBTU	257.40	257.40	257.40	257.40	257.40	257.40	257.40
GAS CHRg 6.7438 - 10.1157 MMBUT	MMBTU	257.40	257.40	257.40	257.40	257.40	257.40	257.40
GAS CHRg10.1157 - 13.4876 MMBUT	MMBTU	702.00	702.00	702.00	702.00	702.00	702.00	702.00
GAS	PM	702.00	702.00	702.00	702.00	702.00	702.00	702.00
GAS	PM	409.50	409.50	409.50	409.50	409.50	409.50	409.50
KEROSENE OIL	LTR	95.00	98.75	97.50	85.00	85.00	95.00	73.00
FIREWOOD WHOLE	40 KG.	741.67	785.00	510.00	625.00	762.86	475.00	675.00
CHAIR SHESHAM WOOD WITH ARMS **	EACH	3650.00	3737.50	3300.00	3250.00	2314.29	3000.00	2250.00
CHAIR PLASTIC (CHAIRMAN) AVERAGE QUALITY	EACH	725.00	725.00	725.00	825.00	825.00	775.00	525.00
TABLE SHESHAM WOOD (4X2X5") ***	EACH	6175.00	6337.50	6250.00	4250.00	11571.43	6500.00	10250.00
SOFASET WOODEN WITH FOAM SEAT **	SET	21500.00	22875.00	23000.00	16250.00	21642.86	23000.00	17750.00
COT IRON (WITH NIWAR)AV.QLTY.	EACH	2150.00	2287.50	2050.00	1650.00	2500.00	2400.00	1900.00
ALMIRAH (STEEL) 6'X3' 20 GUAGE	EACH	8558.33	8750.00	8200.00	7750.00	9964.29	12000.00	9300.00
DINNING TABLE 6 CHAIRS A.QLTY	SET	22791.67	25187.50	23000.00	21250.00	23071.43	30000.00	25000.00
SINGLE BED WITHOUT FOAM MED.	EACH	5100.00	5100.00	4750.00	5250.00	8964.29	10500.00	10000.00
MATRESS SINGLE(4"THICK)	EACH	4900.00	4900.00	4900.00	4800.00	5500.00	5700.00	5000.00
FARSHI DARI 12'X9' AV.QLTY	EACH	2037.50	2093.75	1950.00	1175.00	1607.14	1200.00	925.00
DARI COTTON (6'x2 1/2') AV.QL	EACH	991.67	1006.25	975.00	437.50	459.64	1000.00	450.00
CARPET PLAIN AV. QLTY	SQFT.	28.92	29.00	25.50	32.50	37.50	35.00	35.00
QUILT (LIHAF) 3 KG. COTTON	EACH	1129.17	1193.75	975.00	625.00	1400.00	1200.00	1075.00
BLANKET (90" x 54")	EACH	4000.00	4075.00	3100.00	2950.00	5000.00	3800.00	2900.00
BEDSHEET SINGLE BED SUP.QLTY	EACH	614.58	646.88	575.00	487.50	546.43	550.00	475.00
BED SHEET DOUBLE WITH TWO PILLOW COVERS SUP QLTY	SET	1295.83	1375.00	1325.00	1050.00	932.14	1000.00	1150.00

Contd.

7.11 Intercity Consumer Prices August, 2016

Description	Unit	Rawalpindi	Islamabad	Attock	Jehlum	Lahore	Sahiwal	Gujran-wala
TOWEL(3'x2') AV. QALTY	EACH	413.75	427.50	390.00	287.50	290.00	350.00	175.00
CEILING FAN 48" SUPER QLTY **	EACH	3175.00	3175.00	3275.00	2900.00	2750.00	3395.00	2700.00
PEDESTAL FAN 22" SUPER QLTY	EACH	3475.00	3475.00	3900.00	3750.00	4200.00	5260.00	4100.00
REFG. DAWLENCE 10 CFT. D.DOOR	EACH	32500.00	32500.00	32500.00	31000.00	36000.00	30400.00	31000.00
D-FREEZER WAVES 8 CFT.	EACH	30900.00	30900.00	30900.00	30900.00	28000.00	29000.00	31000.00
AIRCONDITIONER 1.5 TON PEL	EACH	41000.00	41000.00	41000.00	42400.00	45000.00	42000.00	48000.00
SPLIT AIR CONDITIONER 1.5 TON (SPECIFY BRAND NAME)	EACH	41000.00	41187.50	41500.00	47300.00	48000.00	46000.00	46000.00
AIRCOOLER SUPER ASIA	EACH	9000.00	9000.00	11600.00	13250.00	14500.00	10000.00	12500.00
WASHING MACHINE SINGER	EACH	17000.00	17000.00	17400.00	17000.00	17000.00	16920.00	15600.00
SEWING MACHINE(SINGER)	EACH	5995.00	5995.00	5995.00	5995.00	7885.00	6995.00	5860.00
GIZER LARGE SIZE 30 GALLON CAPACITY SUP QLTY	EACH	22900.00	22900.00	22900.00	14750.00	22990.00	21400.00	13200.00
GAS BURNER DOUBLE SPFY.BRAND	EACH	2016.67	2150.00	1950.00	1850.00	1750.00	1450.00	1250.00
ELECT. IRON PHILIPS MDL.1120	EACH	2100.00	2100.00	1900.00	1975.00	1300.00	2750.00	2200.00
ELECTRIC JUICER FOR APPLE	EACH	7550.00	7550.00	7100.00	7375.00	13000.00	9250.00	4500.00
S.STEEL DEGHCHI MEDIUM SIZE ***	EACH	741.67	756.25	610.00	612.50	733.93	475.00	1185.00
ALUMINIUM COOKING PAN (DEGCHI) MED SIZE	EACH	679.17	706.25	525.00	575.00	664.29	500.00	900.00
NON STICK COOKING PAN (DEGCHI) SUP. QLTY	EACH	1129.17	1156.25	875.00	975.00	1085.71	1100.00	1550.00
FRYING PAN STEEL AVG. QLTY MED. SIZE	EACH	512.50	512.50	475.00	375.00	630.36	500.00	575.00
TAWA IORN (MEDIUM SIZE) AVG. QLTY	EACH	315.83	346.25	310.00	255.00	482.14	475.00	412.50
S.STEEL PLATE A.QLTY.(M.SIZE)	EACH	90.83	87.50	87.50	57.50	78.93	77.50	110.00
TABLE SPOON S.STEEL SUP.QLTY.	DOZEN	411.67	411.88	375.00	375.00	366.07	475.00	575.00
WATER SET JUG+6 GLASSES (OMROC)	SET	432.08	432.50	410.00	410.00	730.36	460.00	380.00
TEA SET PAK. CHINAWARE 21 PCS.	SET	2229.17	2250.00	1900.00	1950.00	1557.14	2050.00	1800.00
DINNER SET PLASTIC 72 PIECES SUPERIOR QLTY	SET	7408.33	7650.00	6650.00	4750.00	5785.71	6450.00	5900.00
HOTPOT SET PLASTIC 3 PCS.	SET	1708.33	1725.00	1625.00	1425.00	1510.71	1250.00	1500.00
BUCKET(BALTI) PLASTIC MED.SIZ	EACH	257.50	273.75	245.00	340.00	478.57	250.00	290.00
LOTA PLASTIC (MED SIZE) AVERAGE QUALITY	EACH	62.92	73.13	42.50	45.00	65.00	75.00	40.00
PRESURE COOKER 4 LTR.	EACH	1825.00	1831.25	1575.00	1675.00	1540.00	1025.00	1750.00
WATER COOLER 9/10 LTR.PLASTIC ***	EACH	605.42	625.00	475.00	512.50	575.00	650.00	650.00
THERMOS STARVAC 1 LTR	EACH	487.50	525.00	475.00	437.50	625.00	425.00	650.00
BULB PHILIPS 100-WATTS	EACH	35.00	35.00	27.50	35.00	35.00	33.50	30.00
TUBE LIGHT PHILIPS 40 WATTS	EACH	100.00	100.00	120.00	110.00	100.00	95.00	95.00
ELECTRIC BLUBS "0" WATTE LOCAL	EACH	27.50	27.50	27.50	25.00	20.00	25.00	18.00
ELECTRIC BLUB ENERGY SAVER 14 WATTS	EACH	167.50	167.50	165.00	167.50	170.00	160.00	155.00
WASHING SOAP 250 GMS SPECIFY BRAND NAME	EACH	40.00	40.00	40.00	40.00	40.00	40.00	38.00
SURF EXCEL 400 GMS POLY BAG	EACH	104.00	104.00	104.00	104.00	130.00	104.00	130.00
WASHING POWDER 1000 GRM	EACH	185.00	185.00	185.00	185.00	150.00	150.00	150.00
WASHING POWDER (WHEEL/ BONUS) 100 GRAMS	EACH	125.00	125.00	125.00	125.00	90.00	95.00	90.00
CLEANSER POWDER VIM 1000 GM	PKT.	83.33	83.33	83.33	83.33	83.00	78.00	77.77
FINIS 500 ML	BOTTLE	250.00	250.00	250.00	250.00	229.41	196.87	193.75
PHNYLE TYPHONE/FINIS/CARRANITE 3 LITRES	BOTTLE	180.00	180.00	169.09	180.00	145.00	160.00	140.00
HARPIC	BOTTLE	150.00	150.00	150.00	150.00	150.00	150.00	150.00
BOOT POLISH CHERRY/KIWI 50ML	EACH	125.00	125.00	125.00	125.00	105.00	116.66	125.00
ROBIN BLUE (35 GRAMS)	PKT.	55.00	55.00	55.00	55.00	55.00	55.00	50.00
TISSU PAPER PERFUMED 100 PCS.	PKT	110.00	110.00	110.00	110.00	130.00	95.00	105.00
TOILET PAPER ROLL (R.PETEL)	P/ROLL	40.00	40.00	40.00	40.00	40.00	40.00	40.00
BOOT POLISH LIQUID CHEERY BLOSSOM KIWI 75 ML	BOTTLE	150.00	150.00	140.00	150.00	150.00	150.00	140.00
MATCH BOX SMALL	EACH	2.00	2.00	9.50	2.00	2.00	2.00	2.00
DRY CELL 1.5 VOLT(LOCAL)	EACH	30.00	30.00	30.00	27.50	40.00	30.00	20.00
HAND STITCHING NEEDLE M.SIZE	PACKET	10.00	10.00	7.75	9.00	7.50	10.00	5.00
SEWING MACHINE NEEDLE (SINGER)	EACH	5.00	5.00	5.00	5.00	10.00	5.00	6.00
HOUSEHOLD SERVANT FEMALE P/T	P/MNTH	1858.33	2000.00	1450.00	1700.00	1878.57	1500.00	1550.00
MARRIAGE HALL WITH FURNITURE	P/HEAD	146.25	155.00	125.00	125.00	157.86	150.00	115.00
SEPTRAN TABLETS	10TAB.	16.00	16.00	16.00	16.00	19.30	20.00	16.00
BRUFEN TABS 200-MG.	10TAB.	8.90	8.90	8.91	10.00	8.90	8.90	10.00
PANADOL TAB. EXTRA/PLAIN	10TAB.	12.00	12.00	12.00	12.00	12.00	12.00	12.00
DISPRIN TAB.	10TAB.	12.40	12.40	12.40	12.40	12.00	12.40	14.00
TRISIL TAB.	10 TAB	10.00	10.00	10.00	10.00	10.00	10.00	10.00
FLAGYL TAB. 200 MG.	10TAB.	10.00	10.00	10.00	10.00	10.00	10.00	10.00
VENTOLIN TAB. 2MG.	10TAB.	9.92	9.92	9.92	9.92	12.00	10.00	10.00
DAONIL TAB. 5 MG.	10TAB.	16.94	16.94	16.83	16.94	16.92	16.90	17.00

Contd.

7.11 Intercity Consumer Prices August, 2016

Description	Unit	Rawalpindi	Islamabad	Attock	Jehlum	Lahore	Sahiwal	Gujran-wala
ENTOX TAB.	10TAB.	10.00	10.00	10.00	10.00	10.00	10.00	10.00
RENITEC TAB. 5 MG.	10TAB.	58.50	58.50	58.50	58.50	58.50	60.00	58.50
CAC. 1000 TAB	BOTTLE	122.00	122.00	122.00	122.00	122.00	122.00	122.00
AMOXIL CAPSOLE 250 MG.S	10CAP.	35.70	35.70	35.60	35.70	35.70	36.50	35.00
CALCIUM SYRUP SANDOZ	BOTTLE	64.00	64.00	64.00	64.00	64.00	64.00	64.00
LEDERPLEX SYRUP	BOTTLE	52.74	52.74	52.74	52.74	35.00	52.74	35.00
SANCOS SYRUP (50 ML.)	BOTTLE	27.50	27.50	27.50	27.50	30.00	30.00	30.00
PHENERGAN SYRUP 120 ML.	BOTTLE	33.00	33.00	33.00	33.00	33.00	33.00	34.50
CALPOL SYRUP 60 ML.	BOTTLE	28.00	28.00	28.00	28.00	28.00	28.00	28.00
HYDRYLLIN SYRUP 120 ML.	BOTTLE	65.00	65.00	65.00	65.00	65.00	65.00	65.00
POLYFAX EYE OINTMENT	TUBE	21.00	21.00	21.00	21.00	21.00	21.00	21.00
BETNESOL EYE DROPS	BOTTLE	33.89	33.89	33.89	33.89	33.89	33.89	33.89
EAR DROPS (CARDISPORINE) ***	BOTTLE	21.00	21.00	21.00	21.00	21.00	21.00	21.00
BETNOVATE-N OINTMENT 5 GMS	TUBE	16.68	16.68	16.68	16.68	16.65	16.67	16.67
BURNOL CREAM 30 GRM	TUBE	16.00	16.00	16.00	16.00	16.00	16.00	16.00
VICKS VAPORUB/BALM	BOTTLE	36.00	36.00	36.00	36.00	36.00	36.00	36.00
GLYCRINE SMALL BOTTLE	BOTTLE	28.00	28.00	27.50	25.00	35.00	25.00	17.00
JOUHAR JOSHANDA	PKT.	8.00	8.00	8.00	8.00	8.00	8.00	8.00
GALXOS-D (450 GRMS)	PKT.	157.50	157.50	157.50	168.75	157.50	157.50	157.50
GRIPE-WATER WOODWARDS	BOTTLE	55.00	55.00	55.00	55.00	55.00	55.00	55.00
SANIPLAST ONE PUTTY	EACH	2.00	2.00	2.00	2.00	2.00	2.00	2.00
O.R.S. (NIMCOL)	PKT.	17.00	17.00	17.00	17.00	17.00	15.00	17.00
DETTOL (MEDIUM)	BOTTLE	56.16	56.16	56.16	56.16	46.80	56.16	46.80
COTTON BANDAGE 2" - 4"	EACH	9.00	9.00	8.00	9.00	8.00	9.00	7.00
THERMOMETER CHINA	EACH	45.00	45.00	50.00	47.50	50.00	45.00	35.00
DOCTOR (MBBS) CLINIC FEE	PI/PAT.	166.67	175.00	110.00	125.00	100.00	250.00	75.00
URINE TEST (DR) CHARGES	P/TEST	204.17	225.00	80.00	100.00	155.00	100.00	100.00
BLOOD TEST (CP) CHARGES	P/TEST	379.17	387.50	200.00	300.00	575.00	225.00	300.00
SUGAR TEST (RANDOM/FASTING BOTH) CHARGES	P/TEST	272.92	362.50	170.00	197.50	175.00	100.00	200.00
ECG CHARGES	P/TEST	264.58	312.50	150.00	250.00	325.00	225.00	200.00
X-RAY (CHEST) CHARGES	P/X-RAY	383.33	425.00	275.00	400.00	400.00	300.00	400.00
CAR SUZUKI 800 CC (W/O. A/C)	EACH	718000.00	718000.00	718000.00	718000.00	660000.00	630000.00	670000.00
CAR SUZUKI 1000 CC	EACH	1151500.00	1149000.00	1151500.00	1149000.00	1134000.00	1094000.00	1060000.00
CAR TOYOTA 1300 CC	EACH	1724000.00	1719000.00	1724000.00	1724000.00	1822333.33	1660500.00	1661000.00
CAR HONDA CIVIC	EACH	2163500.00	2163500.00	2163500.00	2145500.00	2583500.00	1677000.00	2027500.00
MOTORCYCLE HONDA CD-70.	EACH	63500.00	63500.00	63500.00	63500.00	63500.00	63500.00	63500.00
MOTORCYCLE YAMAHA 100CC.	EACH	79300.00	79300.00	79300.00	79300.00	79300.00	79300.00	79300.00
MOTOR CYCLE HERO 70 CC	EACH	41250.00	41250.00	41250.00	43500.00	49000.00	41500.00	43500.00
BICYCLE WITH TYRES & TUBES	EACH	7900.00	7900.00	7900.00	7350.00	7500.00	7100.00	7200.00
TYRE CAR WITH TUBE GENERAL	EACH	2975.00	2975.00	2975.00	2700.00	3000.00	2400.00	3300.00
TYRE MOTOR CYCLE WITHOUT TUBE	EACH	1137.50	1137.50	1250.00	1050.00	1200.00	900.00	1250.00
TYRE CYCLE SPECIFY BRAND NAME	EACH	345.83	355.00	370.00	350.00	330.00	275.00	330.00
TYRE CAR W/O TUBE	EACH	2850.00	2850.00	3275.00	3075.00	2700.00	2200.00	3000.00
PETROL SUPER	LITRE	64.48	64.49	64.48	64.48	64.63	64.50	64.61
HIGH SPEED DIESEL HSD	LITRE	72.73	72.74	72.98	72.73	72.88	72.75	72.85
CNG	K.G.	75.82	75.82	75.82	75.82	67.50	67.50	67.50
GAS CYLINDER STAND. SIZE	EACH	950.00	970.00	812.50	900.00	825.00	812.50	770.00
MOTOR CYCLE SERVICE CHARGES	EACH	325.00	325.00	290.00	250.00	200.00	187.50	280.00
CAR SERVICE CHARGES	EACH	337.50	375.00	325.00	275.00	300.00	300.00	250.00
TYRE PUNCTURE CHARGES	EACH	75.00	75.00	45.00	70.00	80.00	70.00	50.00
CYCLE OVERHAULING CHARGES	EACH	783.33	825.00	375.00	375.00	319.64	325.00	160.00
CAR TAX FOR 800CC TO 1300CC	YEARLY	2650.00	432.00	2650.00	2650.00	2650.00	2650.00	2650.00
TRAIN FARE ECO. 1-100 KM.	P/KM.	0.68	0.68	0.68	0.68	0.68	0.68	0.68
TRAIN FARE ECO. 101-500 KM.	P/KM.	0.98	0.98	0.98	0.98	0.98	0.98	0.98
TRAIN FARE ECO. > 500 KM.	P/KM.	0.89	0.89	0.89	0.89	0.89	0.89	0.89
TRAIN FARE IST SLP. 1-100KM	P/KM.	2.10	2.10	2.10	2.10	2.10	2.30	2.10
TRAIN FARE IST SLP.101-500 KM	P/KM.	2.59	2.59	2.59	2.59	2.59	2.59	2.59
TRAIN FARE IST SLP. > 500 KM	P/KM.	1.99	1.99	1.99	1.99	1.99	1.99	1.99
TRAIN FARE A/C SLP. 1-100KM.	P/KM.	5.76	5.76	5.76	5.76	5.76	5.76	5.76
TRAIN FARE A/C SLP.101-500KM	P/KM.	4.59	4.59	4.59	4.59	4.59	4.59	4.59
TRAIN FARE A/C SLP > 500KM.	P/KM.	4.16	4.16	4.16	4.16	4.16	4.16	4.16

Contd.

7.11 Intercity Consumer Prices
August, 2016

Description	Unit	Rawalpindi	Islamabad	Attock	Jehlum	Lahore	Sahiwal	Gujranwala
PLATEFORM TICKET	EACH	10.00	10.00	10.00	10.00	10.00	10.00	10.00
AUTO RICKSHAW FARES	KM/MIN	65.00	0.00	35.00	65.00	50.00	90.00	60.00
FULL TONGA CHARGES	KM/MIN	0.00	0.00	0.00	0.00	80.00	100.00	50.00
TAXI 4 SEATER FARE	KM/MIN	100.00	100.00	75.00	0.00	100.00	100.00	100.00
BUS FARE MIN (WITHIN CITY)	TICKET	9.00	9.00	0.00	9.00	9.00	0.00	9.00
BUS FARE MAX (WITHIN CIT	TICKET	21.00	21.00	0.00	21.00	21.00	0.00	21.00
BUS FARE OUTSIDE CITY	P/KM.	0.86	0.86	0.86	0.69	0.86	0.86	0.86
A/C BUS FARE OUTSIDE CITY	P/KM.	1.55	1.55	1.53	1.55	2.00	1.55	1.45
MINIBUS FARE MIN.WITH IN CITY	TICKET	11.00	11.00	0.00	0.00	11.00	0.00	10.00
MINIBUS FARE MAX.WITH IN CITY	TICKET	22.50	22.25	0.00	0.00	24.00	0.00	20.00
SUZUKI FARE MIN.WITH IN CITY	TICKET	11.00	11.00	10.00	0.00	12.00	0.00	10.00
SUZUKI FARE MAXIMUM W.IN CITY	TICKET	17.00	17.00	10.00	10.00	22.00	0.00	20.00
AIR FARE ECONOMY CLASS.	P/KM.	19.26	19.26	19.26	19.26	19.26	0.00	19.26
POSTAL ENVELOPE DOMESTIC	EACH	8.00	8.00	8.00	8.00	8.00	8.00	8.00
ENVELOPE FOR SAUDI ARABIA	EACH	50.00	50.00	50.00	50.00	50.00	50.00	50.00
POSTAL REGISTRATION CHARGES	EACH	38.00	38.00	38.00	38.00	38.00	38.00	38.00
U.M.S. REG CHARGES MIN.	EACH	58.00	58.00	58.00	58.00	60.00	59.00	59.00
T.C.S. CH. MIN.WITH IN ZONE	EACH	160.00	160.00	150.00	160.00	160.00	170.00	150.00
TELEPHONE CHARGES LOCAL CALL	P/CALL	3.94	3.94	3.94	3.94	3.94	3.94	3.94
TEL CHARGES OUT SIDE CITY	P/CALL	3.94	3.94	3.94	3.94	3.94	3.94	3.94
INTERNET CHARGES	P/HOUR	27.50	27.50	27.50	50.00	20.00	12.00	20.00
MOBILE CELL CHARGES	P/UNIT	3.00	3.00	3.00	3.00	2.50	3.00	3.00
FAX CHARGES (LOCAL)	P/PAGE	12.50	12.50	12.50	12.50	10.00	20.00	30.00
TELEPHONE SET AV. QLTY	EACH	625.00	725.00	550.00	825.00	775.00	650.00	400.00
MOBILE SET NOKIA/SONY/ERICSON/SAMSUNG WITHOUT CAMERA	EACH	2591.67	2550.00	2125.00	2525.00	2700.00	2650.00	2800.00
T.V. 20" COLORED WEGA H-A21.	EACH	18108.33	18200.00	18100.00	18100.00	20500.00	16900.00	15000.00
T.V 20" COLOR CHINA/KORIA)	EACH	14250.00	14250.00	14250.00	14250.00	6500.00	13500.00	7000.00
V.C.P. PANASONIC/LG/NAT	EACH	0.00	0.00	5550.00	0.00	4200.00	0.00	0.00
DVD/VCD PLAYER PANASONIC/LG	EACH	3750.00	3750.00	3550.00	3750.00	6557.14	4500.00	3000.00
RADIO WITH C.PLAYER NATIONAL	EACH	2150.00	2150.00	2150.00	2050.00	1821.43	1800.00	2250.00
PERSONNEL COMPUTER (BRANDED)	EACH	69250.00	69250.00	69250.00	69500.00	53000.00	50000.00	37400.00
VID. CASSETTE BLK. TDK/SONY	EACH	144.17	145.00	135.00	175.00	122.14	155.00	0.00
COM. C.D. (TDK/IMATION)	EACH	56.67	59.38	75.00	75.00	36.79	50.00	35.00
TAPE RECORDER CASSETTE BLANK	EACH	42.50	47.50	42.50	47.50	40.00	65.00	35.00
VIDEO GAME SEGA 16 BYTE	EACH	1150.00	1150.00	1175.00	1050.00	1200.00	1650.00	1050.00
CINEMA A/C. HIGH CLASS	TICKET	150.00	0.00	0.00	0.00	275.00	0.00	80.00
CINEMA NON-A/C HIGH CLASS	TICKET	80.00	0.00	0.00	0.00	150.00	50.00	60.00
CABLE CHARGES	P/MONT	325.00	325.00	275.00	300.00	303.57	200.00	300.00
TV.LICENCE FEE DOMESTIC	YEARLY	420.00	420.00	420.00	420.00	420.00	420.00	420.00
ENGLISH BOOK CLASS V1	EACH	77.00	77.00	77.00	77.00	77.00	77.00	77.00
ENGLISH BOOK CLASS IX OR X	EACH	130.00	130.00	130.00	130.00	130.00	130.00	130.00
ENG. BOOK IST.YR COMPLETE SET	EACH	84.00	84.00	84.00	84.00	84.00	84.00	84.00
ENGLISH BOOK BA/B.SC	EACH	178.00	178.00	178.00	178.00	178.00	178.00	178.00
URDU BOOK CLASS V (T.B.BORD)	EACH	59.00	59.00	59.00	59.00	59.00	59.00	59.00
URDU BOOK CLASS IX/X(T.B.B)	EACH	139.00	139.00	139.00	139.00	139.00	139.00	139.00
URDU BOOK IST.YEAR/INTER	EACH	53.00	53.00	53.00	53.00	53.00	53.00	53.00
URDU BOOK BA/B.SC	EACH	140.00	140.00	140.00	140.00	140.00	140.00	140.00
MATHS BOOK CALSS V (T.B.B)	EACH	78.00	78.00	78.00	78.00	78.00	78.00	78.00
MATHS BOOK CLASS IX OR X	EACH	279.00	279.00	279.00	279.00	279.00	279.00	279.00
MATHS BOOK IST.YEAR (T.B.B)	EACH	156.00	156.00	150.00	156.00	156.00	156.00	156.00
PAKISTAN STUDIES BOOK BA/B.SC	EACH	125.00	125.00	125.00	125.00	125.00	125.00	125.00
DAILY "DAWN"	P/COPY	19.00	19.00	19.00	19.00	19.00	19.00	19.00
DAILY "JANG"	P/COPY	12.00	12.00	12.00	12.00	12.00	12.00	12.00
DAILY "NAWA-E-WAQT"	P/COPY	12.00	12.00	12.00	12.00	12.00	12.00	12.00
WEEKLY "AKHBAR-E-JAHAN"	P/COPY	55.00	55.00	55.00	55.00	55.00	55.00	55.00
WEEKLY "MAG"	P/COPY	45.00	45.00	45.00	45.00	45.00	45.00	45.00
MONTHLY "NAUNEHAL DIGEST"	P/COPY	35.00	35.00	35.00	35.00	35.00	35.00	35.00
PAPER FOOLSCAPE (27"x17")	QUIRE	57.50	57.50	57.50	55.00	25.00	25.00	30.00
EXERCISE.BOOK LINED 80/100 PGS	EACH	67.08	75.63	62.50	57.50	30.00	35.00	36.00
PENCILGOLDFISH/DEER	EACH	8.00	8.00	8.00	8.00	7.00	6.00	7.00
PEN INK DOLLOR 57 ML BOTTLE	EACH	25.00	25.00	25.00	20.00	20.00	20.00	20.00

Contd.

7.11 Intercity Consumer Prices August, 2016

Description	Unit	Rawalpindi	Islamabad	Attock	Jehlum	Lahore	Sahiwal	Gujranwala
PHOTOSTATE PAPER 70 GM	PRT	376.67	368.75	375.00	315.00	350.00	330.00	380.00
BALL PEN (local)	EACH	10.00	10.00	10.00	10.00	6.00	6.00	5.00
FOUNTAIN PEN HERO/WINGS/CHINA	EACH	55.00	51.25	55.00	55.00	60.00	50.00	40.00
PRIVATE SCHOOL FEE ENGLISH MEDIUM AVERAGE STANDARD (CLASS I)	P/MONTH	5050.00	3325.00	1287.50	2035.00	1571.43	2255.00	1550.00
PRIVATE SCHOOL FEE ENGLISH MEDIUM AVERAGE STANDARD (CLASS V)	P/MONTH	3475.00	3400.00	1325.00	2035.00	1742.86	2255.00	1650.00
PRIVATE SCHOOL FEE ENGLISH MEDIUM AVERAGE STANDARD (CLASS VI)	P/MONTH	3533.33	3643.75	1450.00	2080.00	1969.64	2280.00	1800.00
PRIVATE SCHOOL FEE ENGLISH MEDIUM AVERAGE STANDARD (CLASS X)	P/MONTH	3881.25	3856.25	1875.00	2290.00	2478.57	2442.50	2200.00
PRIVATE MEDICL COLLEGE FEE MBBS (1ST YEAR)	P/MONTH	50468.75	50468.75	50468.75	0.00	28832.80	0.00	0.00
PRIVATE ENGINEERING COLLEGE FEE (1STR YEAR)	P/MONTH	14975.25	14975.25	11011.50	0.00	18098.00	0.00	0.00
GOVT. COLLEGE FEE 1ST. YEAR	MONTH	50.00	195.00	50.00	50.00	60.00	50.00	50.00
GOVT. COLLEGE FEE 4TH. YEAR	MONTH	60.00	225.00	60.00	60.00	70.00	60.00	60.00
GOVT. UNIVERSITY FEE MSC.	MONTH	77.50	1000.00	77.50	80.00	97.79	80.00	115.00
GOVT. MED. COLLEGE FEE MBBS	MONTH	873.00	873.00	873.00	0.00	1250.00	1250.00	0.00
GOVT. ENGG. COLL. FEE I YEAR	MONTH	600.00	600.00	600.00	0.00	750.00	0.00	0.00
COACHING FEE FOR CLASS IX/X	P/MONTH	2750.00	2987.50	1550.00	950.00	1828.57	1400.00	600.00
COACHING CHARGES FOR CLASS 1ST YEAR/INTER (SCIENCE)	P/MONTH	3250.00	3450.00	2200.00	3500.00	2821.43	2300.00	1200.00
COACHING CHARGES FOR CLASS 1ST YEAR/INTER (COMMERCE)	P/MONTH	2691.67	3062.50	1900.00	3500.00	2792.86	1300.00	1200.00
I.T. TUITION FEES	P/MONTH	2100.00	2100.00	1450.00	3606.25	6066.80	1500.00	4500.00
MBA TUITION FEES	P/MONTH	13955.00	13955.00	7667.00	4500.00	15687.50	0.00	7000.00
BREAD TANDOORI ST. SIZE	EACH	7.50	7.50	6.50	6.00	6.00	5.50	6.00
COOKED MUTTON (AV. HOTEL)	PLATE	217.50	231.25	235.00	165.00	200.71	0.00	120.00
COOKED BEEF (AV. HOTEL)	PLATE	105.83	106.25	95.00	85.00	92.86	100.00	60.00
COOKED DAL (AV. HOTEL)	PLATE	75.83	78.75	72.50	55.00	67.32	50.00	40.00
CHICKEN BIRYANI FULL/DOUBLE	PLATE	132.50	135.00	165.00	110.00	131.96	150.00	110.00
TEA PREPARED (ORDINARY)	CUP	22.50	22.50	20.00	20.00	19.21	20.00	20.00
HAIRCUT CHARGES FOR MEN	P/CUT	86.25	107.50	90.00	60.00	115.71	100.00	60.00
BEAUTY PORL HAIR STYL CHARGE	P/STY.	391.67	475.00	375.00	475.00	450.00	250.00	350.00
SHAVING CHARGES	PER SHV	49.58	65.00	55.00	45.00	55.71	40.00	40.00
LIPSTICK S.MISS/MEDORA	EACH	110.00	110.00	115.00	110.00	120.00	110.00	110.00
NAIL POLISH S.MISS/MEDORA	EACH	115.00	115.00	105.00	115.00	110.00	95.00	60.00
PERFUME MED.SIZE MEDORA/BROACH	EACH	200.00	200.00	200.00	200.00	180.00	170.00	120.00
HAIR-OIL AMLA/CHAMBELI	BOTTLE	100.00	100.00	115.00	110.00	130.00	120.00	110.00
TOILET SOAP LUX 95 GRAMS	EACH	33.00	33.00	33.00	33.00	35.00	34.69	44.78
TOILET SOAP LIFEBOUY 140 GRM	EACH	37.00	37.00	37.00	37.00	37.00	37.00	37.00
TOILET SOAP SAFEGUARD BATH SIZE	EACH	50.00	50.00	50.00	50.00	46.00	46.00	46.00
TOOTHPASTE MACKLINES 70 GRM	EACH	50.00	50.00	50.00	50.00	50.00	50.00	50.00
TOOTHPAST MED SIZE CLGATE 70 GMS	EACH	75.00	75.00	75.00	75.00	61.00	65.00	60.00
TOOTHBRUSH SHEILD A/PLAUQUE	EACH	30.00	30.00	30.00	30.00	35.00	60.00	50.00
TOOTHPOWDER DENTONIC 90 GRM	EACH	32.00	32.00	32.00	32.00	32.00	28.00	25.00
HAIR-COLOUR BEGIN (6 GMS)	EACH	110.00	110.00	110.00	110.00	105.00	105.00	105.00
HAIR COLOUR (KALAKOLA)	BOTTLE	130.00	130.00	130.00	130.00	130.00	120.00	140.00
FACECREAM POND'S (MEDIUM)	EACH	120.00	120.00	120.00	120.00	120.00	110.00	120.00
TALC POWDER VICE ROAY,B.CAT	EACH	145.00	145.00	145.00	145.00	130.00	150.00	145.00
BLADE TREET ORDINARY 10'S	PKT.	40.00	40.00	40.00	35.00	35.00	32.00	40.00
BLADE 7-O-CLOCK STAIN. 5'S	PKT.	35.00	35.00	35.00	35.00	35.00	30.00	35.00
SHAMPOO SUNSILK/PAINTIN 100 ML	BOTTLE	110.00	110.00	110.00	110.00	100.00	99.00	110.00
BEAUTY CREAM (FAIR & LOVELY)	EACH	75.00	75.00	75.00	75.00	115.00	185.00	185.00
HAIR REMOVING CREAM (EU-CREAM)	TUBE	70.00	70.00	70.00	70.00	65.00	65.00	65.00
GEL MEDIUM SIZE	BOTTLE	102.50	107.50	100.00	135.00	65.00	120.00	65.00
DISPOSABLE RAZOR GILLET-II	EACH	42.50	42.50	42.50	42.00	45.00	45.00	43.00
SHAVING CREAM TOUCH-ME/ADM.	EACH	70.00	70.00	70.00	70.00	65.00	60.00	65.00
GOLD TEZABI 24 CT	10 GM.	45350.00	45350.00	45010.00	44710.00	45345.00	44324.00	45400.00
SILVER TEZABI 24 CT	10 GM.	655.00	650.00	675.00	655.00	635.00	600.00	643.00
ARTIFICIAL JEWELLARY SET	SET	1283.33	1325.00	850.00	725.00	1289.29	650.00	800.00
WRIST WATCH GENTS CITIZEN (ORIGINAL) ***	EACH	5100.00	5250.00	4900.00	4250.00	7785.71	4000.00	2500.00
WRIST WATCH LADIES CITIZEN (ORIGINAL) ***	EACH	5100.00	5250.00	4900.00	4250.00	8410.71	4000.00	2500.00
WALL CLOCK QUARTZ AV.QLTY	EACH	520.83	550.00	550.00	310.00	864.29	625.00	480.00
SUITCASE REXIN (24"x16"x6")	EACH	2079.17	2093.75	1775.00	1100.00	1178.57	1050.00	700.00
TRUNK MEDIUM SIZE ***	EACH	2250.00	2243.75	2250.00	1950.00	2303.57	2000.00	1500.00
PURSE LADIES (LEATHER) AVERAGE QUALITY	EACH	529.17	612.50	525.00	437.50	1400.00	900.00	700.00

7.11 Intercity Consumer Prices August, 2016

Description	Unit	Wazirabad	Sialkot	Faisalabad	Jhang	Multan	Muzaffargarh	D.G. Khan
WHEAT	10 KG.	335.00	340.00	325.00	320.00	320.00	335.00	312.50
WHEAT FLOUR FINE/SUPERIOR.	KG.	42.00	45.00	39.00	39.00	38.00	38.00	38.00
WHEAT FLOUR AVG. QLTY	KG.	40.00	30.23	34.00	38.00	36.00	35.00	35.25
WHEAT FLOUR BAG	10 KG.	370.00	380.00	320.00	355.00	360.00	350.00	340.00
MAIDA	KG.	50.00	50.00	52.50	45.00	45.50	45.00	50.00
SUJI	KG.	50.00	60.00	50.00	48.00	45.67	45.00	50.00
BESAN AV. QLTY.	KG.	150.00	150.00	160.00	150.00	159.17	160.00	150.00
RICE BASMATI SUP. QLTY.	KG.	90.00	90.00	100.00	110.00	108.33	105.00	100.00
RICE BASMATI 385/386	KG.	50.00	70.00	60.00	60.00	72.50	67.50	70.00
RICE BASMATI BROKEN AV.QLTY	KG.	50.00	55.00	61.25	60.00	67.50	62.50	60.00
RICE IRRI-6 (SINDH/PUNJAB)	KG.	52.50	47.50	50.00	40.00	43.33	40.00	40.00
VERMICELLI	KG.	90.00	75.00	75.00	80.00	80.00	77.50	80.00
BREAD PLAIN MEDIUM SIZE	EACH	40.00	40.00	40.00	40.00	45.00	45.00	50.00
RUSK (PAPAY)	KG.	160.00	140.00	200.00	200.00	220.00	200.00	200.00
BISCUITS-PACKED	PKT	35.00	35.00	35.00	35.00	40.00	35.00	35.00
BISCUIT-BAKERY (LOOSE)	250 GM	100.00	80.00	73.75	70.00	90.00	70.00	80.00
CORNFLAKS FAUJI 225 GM.	PKT	180.00	176.00	195.00	210.00	175.50	175.50	189.00
SAMOSAS (VEGETABLE)	EACH	10.00	15.00	22.50	20.00	14.67	13.50	10.00
PASTRY AV.QLTY.	EACH	30.00	25.00	23.75	30.00	35.83	22.50	30.00
PATTIES (VEGETABLES)	EACH	15.00	20.00	22.50	25.00	29.17	25.00	20.00
NIMCO	250 GM	50.00	50.00	67.50	100.00	72.50	70.00	70.00
CHIPS	250 GM	60.00	65.00	66.25	100.00	83.33	82.50	65.00
BEEF WITH BONE AV.QLTY.	KG	300.00	300.00	300.00	300.00	320.00	310.00	300.00
MUTTON AV.QLTY.	KG	600.00	650.00	700.00	650.00	675.00	575.00	700.00
CHICKEN FARM BROILER (LIVE)	KG	112.00	118.00	122.50	110.00	122.50	122.50	125.00
FISH-RAHU MEDIUM SIZE	KG	250.00	200.00	300.00	330.00	275.00	290.00	260.00
MILK FRESH (UNBOILED)	LTR.	80.00	70.00	80.00	70.00	78.33	70.00	70.00
CURD	KG.	90.00	80.00	95.00	80.00	90.83	80.00	90.00
MILK TETRA PACK 1/2 LTR.	PKT.	60.00	60.00	60.00	60.00	60.00	60.00	60.00
LACTOGEN 400 GRAMS	PKT.	435.00	435.00	435.00	420.00	435.00	435.00	435.00
POWDER MILK NIDO 400GM.	PKT	380.00	380.00	389.74	380.00	389.74	389.74	390.00
MILK POWDER LOOSE/PACKED	KG.	350.00	460.00	525.00	500.00	500.00	500.00	640.00
BUTTER LOCAL PACKED	50 GM.	35.00	25.00	35.00	25.00	27.00	27.00	25.00
EGGS FARM	DOZ	95.00	100.00	92.50	95.00	93.33	92.50	90.00
MUSTARD OIL AV.QLTY.	KG.	160.00	160.00	200.00	160.00	177.50	180.00	170.00
COOKING OIL (DALDA)	2.5LTR	467.00	467.00	445.00	440.00	465.00	465.00	465.00
COOKING OIL (PAKWAN) OTHER BRAND SPECIFY	2.5 LTR	420.00	420.00	375.00	441.66	383.00	375.00	465.00
VEGETABLE GHEE TIN	2.5KG.	452.00	452.00	440.00	440.00	440.00	440.00	440.00
VEGETABLE GHEE (LOOSE)	KG.	140.00	135.00	135.00	162.00	140.00	140.00	140.00
DATES AV.QLTY.	KG.	190.00	180.00	200.00	240.00	175.00	170.00	150.00
PISTACHIO AV.QLTY.	50 GM.	120.00	135.00	80.00	110.00	122.50	132.50	100.00
ALMONDS WHOLE AV.QLTY.	KG.	525.00	600.00	575.00	700.00	533.33	625.00	500.00
COCONUT DRY AV.QLTY.	KG.	240.00	250.00	290.00	220.00	261.67	275.00	240.00
RAISINS AV.QLTY.	50 GM.	20.00	20.00	22.50	16.00	17.00	19.00	15.00
GROUNDNUTS (WITH SHELL)	KG.	180.00	200.00	205.00	160.00	190.00	190.00	180.00
MALTA/MOSAMBI	DOZ	0.00	0.00	0.00	0.00	0.00	0.00	0.00
KINNU	DOZ	0.00	0.00	0.00	0.00	0.00	0.00	0.00
APPLE	KG	160.00	70.00	110.00	100.00	105.00	105.00	90.00
ALOO BUKHARA	KG	180.00	150.00	200.00	240.00	210.00	200.00	200.00
POMEGRANATE (ANNAR)	KG	280.00	200.00	142.50	200.00	138.33	115.00	150.00
GRAPES	KG	120.00	100.00	137.50	200.00	157.00	145.00	150.00
BANANAS	DOZ	60.00	80.00	55.00	80.00	88.33	75.00	70.00
MANGO KALMI	KG	80.00	90.00	110.00	80.00	95.00	85.00	75.00
GUAVA	KG	60.00	80.00	62.50	100.00	64.00	65.00	160.00
WATERMELON (TURBOOZ)	KG	0.00	0.00	0.00	0.00	0.00	0.00	0.00
MUSKMELON (KHARBOOZA)	KG	0.00	0.00	0.00	0.00	0.00	0.00	0.00
SWEETMELON (GARMA)	KG	60.00	60.00	55.00	50.00	50.83	50.00	50.00
PULSE MASOOR (WHOLE)	KG.	130.00	140.00	140.00	140.00	134.17	142.50	140.00
PULSE MASOOR (WASHED)	KG.	150.00	160.00	160.00	150.00	142.50	155.00	140.00
PULSE MOONG (WASHED)	KG.	150.00	160.00	155.00	140.00	134.17	132.50	140.00
PULSE MASH (WASHED)	KG.	280.00	280.00	280.00	260.00	244.17	255.00	250.00
PULSE GRAM	KG.	150.00	150.00	150.00	160.00	156.67	155.00	160.00

Contd.

7.11 Intercity Consumer Prices August, 2016

Description	Unit	Wazirabad	Sialkot	Faisalabad	Jhang	Multan	Muzaffargarh	D.G. Khan
GRAM WHOLE BLACK AV.QLTY.	KG.	140.00	140.00	140.00	140.00	140.83	147.50	150.00
GRAM WHOLE YELLOW AV.QLTY	KG.	170.00	200.00	180.00	170.00	185.00	187.50	180.00
BEANS (LAL LOBIA)	KG.	130.00	150.00	160.00	130.00	155.00	155.00	160.00
POTATOES	KG	50.00	65.00	55.00	45.00	37.50	37.50	40.00
ONION	KG	30.00	30.00	25.00	25.00	25.83	22.50	30.00
TURNIP	KG	0.00	0.00	0.00	0.00	0.00	0.00	0.00
RADISH	KG	0.00	0.00	0.00	0.00	0.00	0.00	0.00
TOMATOES	KG	60.00	70.00	57.50	60.00	60.83	62.50	50.00
CABBAGE	KG	0.00	0.00	0.00	0.00	0.00	0.00	0.00
CAULIFLOWER	KG	0.00	0.00	0.00	0.00	0.00	0.00	0.00
BRINJAL	KG	40.00	40.00	33.75	40.00	41.67	42.50	50.00
PUMPKIN	KG	20.00	35.00	23.75	40.00	29.38	30.00	40.00
BOTTLEGOURD	KG	60.00	60.00	60.00	50.00	49.50	45.00	40.00
LADY FINGER	KG	80.00	90.00	92.50	60.00	75.00	75.00	60.00
PEAS	KG	0.00	0.00	0.00	0.00	0.00	0.00	0.00
SPINACH	KG	0.00	0.00	0.00	0.00	0.00	0.00	0.00
TINDA	KG	100.00	120.00	105.00	120.00	111.67	110.00	100.00
TURAI	KG	40.00	80.00	60.00	60.00	47.50	37.50	40.00
KARAILA	KG	50.00	80.00	130.00	60.00	76.67	65.00	60.00
ARVI	KG	70.00	50.00	52.50	50.00	57.50	55.00	50.00
CHILLIES GREEN	KG	80.00	100.00	80.00	50.00	58.33	60.00	60.00
CARROT	KG	0.00	0.00	0.00	0.00	0.00	0.00	0.00
COCUMBER (KHEERA)	KG	60.00	80.00	87.50	100.00	81.00	85.00	80.00
LEMON	250GM	25.00	35.00	27.50	25.00	30.00	27.50	40.00
SUGAR REFINED	KG.	70.00	69.00	70.00	72.00	70.00	70.00	70.00
GUR AV.QLTY	KG.	100.00	100.00	95.00	80.00	87.50	87.50	80.00
HONEY LANGANESE 500 GM.	BOTTLE	840.00	692.00	820.00	845.00	850.00	850.00	950.00
MILQ 200 GM.	BOTTLE	166.67	222.00	230.00	187.00	200.00	200.00	0.00
CUSTARD POWDER RAFHAN 300 GM.	PKT	80.00	75.00	80.00	80.00	80.00	80.00	80.00
TOFFEE (HILAL)	EACH	1.00	1.00	2.00	2.00	1.00	1.00	1.00
CHOWKELATE CANDY (SMALL SIZE)	EACH	5.00	5.00	5.00	5.00	5.00	5.00	5.00
SWEETMEAT (MIXED)	KG	280.00	260.00	255.00	240.00	291.67	280.00	280.00
ICE CREAM WALLS	CUP.	40.00	40.00	40.00	40.00	40.00	40.00	40.00
ICE	KG	5.00	10.00	15.00	7.00	4.00	4.00	6.00
JAM AHMED/MITCHELLES	BOTTLE	125.00	125.00	140.00	130.00	130.00	130.00	140.00
SQUASH-MITCHELLES	BOTTLE	145.00	135.00	150.00	160.00	165.00	165.00	160.00
ROOH AFZA	BOTTLE	160.00	160.00	160.00	160.00	160.00	160.00	160.00
JAM-E-SHIREEN	BOTTLE	170.00	170.00	180.00	160.00	170.00	170.00	170.00
SAUNF	50 GM	20.00	20.00	17.50	16.00	16.67	19.00	12.00
CINAMON LOOSE AV. QLTY	50 GM.	25.00	20.00	22.50	30.00	24.00	27.50	20.00
CUMINSEED WHITE NATIONAL	50 GM.	52.00	52.00	54.00	55.00	52.00	52.00	52.00
PEPPER BLACK NATIONAL	50 GM.	100.00	96.00	100.00	96.00	100.00	100.00	100.00
CLOVES LOOSE AV.QLTY	50 GM.	100.00	90.00	100.00	70.00	90.83	82.50	80.00
CARDAMOM LARGE LOOSE AV.QLTY	50 GM.	150.00	130.00	145.00	150.00	162.50	167.50	150.00
CARDAMOM SMALL AV.QLTY	50 GM.	90.00	100.00	110.00	100.00	82.50	92.50	70.00
SALT-POWDERED (LAHORI) LOOSE	KG.	10.00	10.00	10.00	10.00	10.00	10.00	10.00
SALT POWDERED (NATIONAL/SHAN)	PKT	25.00	25.00	25.00	25.00	25.00	25.00	25.00
CHILLIES POWD.NATIONAL 200GM	PKT	105.00	105.00	105.00	105.00	105.00	105.00	105.00
CHILLIES POWDER LOOS	KG.	280.00	240.00	540.00	280.00	251.67	255.00	240.00
CORRIANDER SEED POWD.NATIONAL	PKT	110.00	110.00	104.00	96.00	104.00	104.00	0.00
CORRIANDER SEED (LOOSE)	KG.	160.00	300.00	290.00	240.00	246.67	250.00	240.00
TURMERIC POWD.NATIONAL 50GM	PKT.	35.00	35.00	35.00	36.00	35.00	35.00	35.00
CURRY POWD. NATIONAL 200 GM	PKT.	87.00	87.00	87.00	87.00	87.00	87.00	0.00
TOMATO KETCHUP AHMED/MITCHL	BOTTLE	100.00	85.00	100.00	90.00	95.00	95.00	85.00
PICKLES AHMED/MITCHELLES	BOTTLE	100.00	100.00	120.00	100.00	113.33	120.00	115.00
VINEGAR SYNTHETIC (SIRKA)	BOTTLE	70.00	80.00	100.00	85.00	82.00	85.00	80.00
GARLIC	KG	250.00	280.00	240.00	260.00	262.50	265.00	280.00
GINGER	KG	100.00	100.00	95.00	120.00	125.00	120.00	120.00
TAPAL DANEDAR TEA 200GM PACKET	PKT	157.89	157.89	157.89	157.89	147.37	147.37	157.89
TEA LIPTON YELLOW LABEL 200GM.	PKT.	157.89	157.89	157.89	157.89	157.89	157.89	157.89
TEA LOOSE KENYA AV.QLTY 250GM.	PKT.	150.00	150.00	155.00	150.00	125.83	140.00	110.00
COFFEE-NESCAFE 75 GM. **	BOTTLE	350.00	350.00	310.00	320.00	350.00	350.00	350.00

Contd.

7.11 Intercity Consumer Prices August, 2016

Description	Unit	Wazirabad	Sialkot	Faisalabad	Jhang	Multan	Muzaffargarh	D.G. Khan
COLD DRINK (STANDARD SIZ)	BOTTLE	25.00	25.00	25.00	25.00	20.00	20.00	25.00
FRUIT JUICE TETRA PACK	PKT.	20.00	15.00	20.00	20.00	20.00	20.00	15.00
MINERAL WATER NESTLE 1.5 LTR	BOTTLE	45.00	50.00	45.00	50.00	50.00	50.00	50.00
CIGARETTES K-2 10'S **	PKT	70.00	65.00	65.00	60.00	62.00	62.00	65.00
CIGARETTES CAPSTAN 10'S **	PKT	70.00	70.00	70.00	70.00	67.00	67.00	70.00
CIGARETTES GOLD LEAF 20'S	PKT	130.00	140.00	140.00	130.00	125.00	125.00	130.00
CIGARETTES MORVEN GOLD 20'S	PKT	70.00	70.00	70.00	70.00	67.00	67.00	70.00
BETEL LEAVES	50GM.	60.00	70.00	60.00	70.00	44.17	62.50	100.00
BETEL NUTS	KG.	350.00	400.00	360.00	380.00	348.33	345.00	440.00
LONG CLOTH 57" GUL AHMED/AL-KARAM	METER	170.00	135.00	237.50	365.00	250.00	250.00	250.00
SHIRTING AV.QLTY.	METER	150.00	175.00	125.00	300.00	210.00	210.00	225.00
PANT CLOTH W & WEAR AV.QLTY	METER	312.50	215.00	475.00	600.00	342.50	345.00	350.00
LAWN PRINTED GUL AHMED/AL-KARAM	METER	197.50	177.50	240.00	400.00	360.00	360.00	362.50
GEORGETTE AV.QLTY	METER	150.00	130.00	160.00	400.00	108.00	125.00	125.00
LINEN AV.QLTY ***	METER	100.00	140.00	145.00	275.00	250.00	225.00	137.50
HEAVY WT SUITING LAWERNCPUR AVG QLTY	METER	1050.00	900.00	1375.00	2000.00	1200.00	1200.00	1700.00
HEAVY WT SUITING LAWERNCPUR SUP QLTY	METER	2350.00	950.00	1525.00	2200.00	1950.00	1950.00	1950.00
TROPICAL SUITING LAW.PUR	METER	925.00	800.00	1100.00	1900.00	1200.00	1200.00	1100.00
PANT BOY 24"/26" LENGTH.	EACH	700.00	400.00	575.00	600.00	380.00	390.00	550.00
SHIRT BOY 24"/26" LENGTH	EACH	425.00	350.00	375.00	525.00	318.33	290.00	500.00
SCHOOL UNI. PANT,SHIRT BOYS	SUIT	1000.00	675.00	625.00	750.00	573.33	525.00	650.00
SCHOOL UNI. KAMEEZ,SHAL.BOYS	SUIT	1000.00	675.00	625.00	800.00	535.83	725.00	750.00
SCHOOL UNI. KAMEEZ,SHAL.GIRL	SUIT	900.00	675.00	775.00	800.00	530.00	675.00	850.00
FROCK W/WEAR GIRLS	EACH	875.00	700.00	712.50	1700.00	1550.00	1900.00	1100.00
AWAMI-SUIT W & W(BOY) 24"/26	SUIT	1050.00	950.00	600.00	1000.00	815.00	875.00	1100.00
AWAMI-SUIT W&W (GENTS)AV.QLTY	SUIT	1050.00	1250.00	837.50	1600.00	1045.00	1425.00	1600.00
PULLOVER GENTS OXFORD/BON.	EACH	3050.00	3300.00	3100.00	3280.00	3250.00	3180.00	2700.00
PULLOVER LADIES OXFORD/BON.	EACH	2850.00	3033.93	2625.00	2450.00	2990.00	2980.00	2600.00
PULLOVER (GENTS) OTHERS A.QTY	EACH	550.00	700.00	737.50	750.00	1012.50	1050.00	750.00
SECOND-HAND COAT FOR MEN	EACH	475.00	500.00	425.00	425.00	425.00	225.00	200.00
SECONDHAND SWEETER FOR MEN DUP QLTY	EACH	525.00	350.00	275.00	175.00	237.50	135.00	50.00
SECONDHAND WINTER JACKET	EACH	575.00	400.00	475.00	325.00	315.00	275.00	150.00
UNDERWEAR AV.QLTY MEDIUM SIZE	EACH	150.00	100.00	75.00	150.00	156.67	155.00	130.00
VEST FOR MEN AV.QLTY.	EACH	105.00	112.50	110.00	180.00	148.33	155.00	110.00
VEST/SHAMEEZ (WOMEN) AVG. QLTY	EACH	130.00	125.00	112.50	300.00	158.00	135.00	155.00
SOCKS NYLON (PAKISTANI)	PAIR	90.00	65.00	65.00	130.00	96.67	95.00	90.00
BRASSIER AV.QLTY.	EACH	127.50	175.00	225.00	350.00	149.17	110.00	135.00
BRASSIER SUP QLTY	EACH	270.00	475.00	375.00	800.00	336.67	235.00	350.00
DOPATTA GEORGETTE AV.QLTY.	EACH	235.00	275.00	231.25	400.00	226.67	275.00	325.00
DOPATTA COTTON AV GLTY	EACH	180.00	225.00	171.25	225.00	210.00	250.00	275.00
CHADDAR (W/WEAR) (2x2.5 MTR)	EACH	312.50	275.00	331.25	500.00	375.00	475.00	450.00
LUNGI/DHOTI(COTTON) AVG. QLTY	EACH	250.00	195.00	262.50	300.00	228.33	290.00	375.00
HANDKERCHIEF AVG. QLTY PAK	EACH	40.00	35.00	40.00	35.00	42.50	55.00	50.00
HANDKERCHIEF SUP. QLTY PAK	EACH	60.00	50.00	55.00	60.00	55.83	72.50	72.50
GLOVES AV QLTY	PAIR	70.00	100.00	77.50	120.00	105.00	110.00	160.00
AZARBAND COTTON AVG. QLTY	EACH	25.00	10.00	13.50	15.00	13.00	13.50	20.00
SEWING THREAD/REEL(ASLI PARI)	EACH	6.00	5.00	5.50	7.00	7.00	10.00	6.00
WASHING CHARGES PAINT & SHIRT	SUIT	150.00	150.00	70.00	100.00	115.00	105.00	70.00
DRY CLEANING SUIT COAT PANT	SUIT	400.00	400.00	307.50	400.00	283.00	300.00	250.00
WASHING CH. (KAMIZ-SHALWAR)	PAIR	90.00	100.00	65.00	80.00	77.00	80.00	60.00
TAILORING SHIRT	EACH	375.00	325.00	325.00	400.00	370.00	300.00	325.00
TAILORING CHARGES PANT (MEN)	EACH	600.00	625.00	500.00	600.00	470.00	475.00	750.00
TAILORING COAT-PANT SUIT	SUIT	3200.00	3250.00	3750.00	4000.00	3833.33	3450.00	3250.00
TAILORING AWAMI-SUIT (MALE)	SUIT	600.00	500.00	600.00	550.00	625.00	475.00	550.00
TAILORING SUIT FEMALE	SUIT	500.00	500.00	475.00	500.00	335.00	350.00	500.00
GENTS SHOES PAUL BATA	PAIR	1199.00	1199.00	1199.00	1199.00	1199.00	1199.00	1199.00
GENTS SANDAL BATA	PAIR	699.00	699.00	699.00	699.00	699.00	699.00	699.00
GENTS SPOUNG CHAPPAL BATA	PAIR	199.00	199.00	199.00	199.00	199.00	199.00	199.00
LADIES SANDAL BATA	PAIR	499.00	499.00	499.00	499.00	499.00	499.00	499.00
LADIES SPOUNG CHAPPAL BATA	PAIR	179.00	179.00	179.00	179.00	179.00	179.00	179.00
CHILD SHOE POWER LITE BATA	PAIR	599.00	599.00	599.00	599.00	599.00	599.00	599.00
GENTS SHOE, ART 1109 SERVICE	PAIR	999.00	999.00	999.00	999.00	999.00	999.00	999.00

Contd.

7.11 Intercity Consumer Prices August, 2016

Description	Unit	Wazirabad	Sialkot	Faisalabad	Jhang	Multan	Muzaffargarh	D.G. Khan
NYLON JOGGER 27 SIZE 2-5 ***	PAIR	1299.00	1299.00	1299.00	1299.00	1299.00	1299.00	0.00
CHINA FOOT WEAR AV. QLTY (MALE) *	PAIR	650.00	475.00	525.00	1000.00	516.67	525.00	450.00
CHINA FOOT WEAR AV. QLTY (FEMALE) *	PAIR	500.00	325.00	325.00	800.00	325.00	325.00	325.00
CHINA FOOT WEAR AV. QLTY (CHILDREN) *	PAIR	400.00	325.00	275.00	500.00	275.00	225.00	275.00
SHOE REPAIR HALF SOLE	PAIR	120.00	60.00	150.00	125.00	126.67	72.50	75.00
SHOES POLISH CHARGES AVERAGE SHOP	PAIR	15.00	10.00	17.50	30.00	17.50	17.50	20.00
HOUSE RENT (combined)	MONTH	3290.00	6202.00	6220.00	4484.00	6600.00	4922.00	4270.00
rent 2	pm	3290.00	6202.00	6220.00	4484.00	6600.00	4922.00	4270.00
RENT3	PM	3290.00	6202.00	6220.00	4484.00	6600.00	4922.00	4270.00
RENT4	PM	3290.00	6202.00	6220.00	4484.00	6600.00	4922.00	4270.00
RENT5	PM	3290.00	6202.00	6220.00	4484.00	6600.00	4922.00	4270.00
RENT6	PM	3290.00	6202.00	6220.00	4484.00	6600.00	4922.00	4270.00
SYNTHETIC ENEMAL ROBIALAC BALTI 3.64 LTR.	EACH	1700.00	2093.00	1840.00	1900.00	2258.00	2258.00	1686.00
SYNTHETIC ENEMAL ICI BALTI 3.64 LTR.	EACH	2138.00	2080.00	1850.00	1900.00	2185.00	2185.00	1783.00
CEMENT (LOCAL) SPECIFY BRAND NAME	BAG	560.00	550.00	540.00	550.00	535.45	540.00	535.00
BRICKS (NEW) IST CLASS	P/1000	8000.00	7750.00	7000.00	7400.00	6000.00	5500.00	5600.00
CEMENT BLOCKS (6"x8"x12")	P/100	0.00	0.00	0.00	4000.00	0.00	0.00	0.00
BAJREE	100CFT	5200.00	6000.00	5500.00	4000.00	5000.00	3500.00	2600.00
SAND (BLACK PIT SAND)	K/100CFT	2000.00	3500.00	3500.00	2000.00	2000.00	1600.00	1800.00
TIMBER SHESHAM LOG IST QUALITY	cubmt.	52111.00	63000.00	63558.00	42377.00	86500.00	70620.00	52900.00
IRON BAR (M.S. BAR) 1/2"	PITON	66000.00	62000.00	62000.00	60000.00	62250.00	61000.00	60000.00
CARPANTER WAGE RATE	P/DAY	750.00	825.00	600.00	900.00	900.00	800.00	950.00
MASON (RAJ) WAGE RATE	P/DAY	850.00	1050.00	1100.00	900.00	875.00	775.00	950.00
UNSKILLED LABOUR WAGE RATE	P/DAY	500.00	650.00	550.00	500.00	500.00	450.00	500.00
PLUMBER WAGE RSTE	P/DAY	750.00	700.00	625.00	900.00	900.00	800.00	950.00
ELECTICIAN WAGE RATE PER DAY **	P/DAY	700.00	0.00	0.00	900.00	0.00	0.00	0.00
ELECTICIAN WAGE RATE PER POINT **	PIPNT	150.00	137.50	115.00	125.00	95.00	80.00	70.00
WATER CHARGES PER HOUSE	P/MONTH	70.00	100.00	128.75	70.00	100.00	0.00	75.00
ELECT.CHARGES UPTO 50 UNITS	P/UNIT	2.00	2.00	2.00	2.00	2.00	2.00	2.00
ELECT.CHARGES 01 - 100 UNIT	P/UNIT	6.18	6.18	6.18	6.18	6.18	6.18	6.18
ELECT.CHARGES 101 - 300 UNIT	P/UNIT	9.54	9.54	9.54	9.54	9.54	9.54	9.54
ELECT.CHARGES 301 - 1000 UNIT	P/UNIT	16.39	16.39	16.39	16.39	16.39	16.39	16.39
ELECT.CHARGES ABOVE 1000 UNIT	P/UNIT	18.39	18.39	18.39	18.39	18.39	18.39	18.39
ELEC	PM	10.50	10.50	10.50	10.50	10.50	10.50	10.50
GAS CHRg upto 3.3719 MMBUT	MMBTU	128.70	128.70	128.70	128.70	128.70	128.70	128.70
GAS CHRg 3.3719 - 6.7438 MMBUT	MMBTU	257.40	257.40	257.40	257.40	257.40	257.40	257.40
GAS CHRg 6.7438 - 10.1157 MMBUT	MMBTU	257.40	257.40	257.40	257.40	257.40	257.40	257.40
GAS CHRg10.1157 - 13.4876 MMBUT	MMBTU	702.00	702.00	702.00	702.00	702.00	702.00	702.00
GAS	PM	702.00	702.00	702.00	702.00	702.00	702.00	702.00
GAS	PM	409.50	409.50	409.50	409.50	409.50	409.50	409.50
KEROSENE OIL	LTR	73.00	77.00	69.00	80.00	67.50	75.00	80.00
FIREWOOD WHOLE	40 KG.	625.00	675.00	600.00	500.00	606.67	575.00	500.00
CHAIR SHESHAM WOOD WITH ARMS **	EACH	2200.00	1950.00	1450.00	2000.00	2000.00	1550.00	1500.00
CHAIR PLASTIC (CHAIRMAN) AVERAGE QUALITY	EACH	600.00	600.00	775.00	850.00	662.50	650.00	575.00
TABLE SHESHAM WOOD (4X2X5") ***	EACH	10000.00	6500.00	5000.00	4275.00	4800.00	4500.00	3000.00
SOFASET WOODEN WITH FOAM SEAT **	SET	20000.00	13500.00	17500.00	18000.00	13875.00	12250.00	16000.00
COT IRON (WITH NIWAR)AV.QLTY.	EACH	1800.00	2000.00	2250.00	2100.00	1850.00	1750.00	1700.00
ALMIRAH (STEEL) 6'X3' 20 GUAGE	EACH	9000.00	8650.00	9750.00	8000.00	7210.00	7200.00	9000.00
DINNING TABLE 6 CHAIRS A.QLTY	SET	24000.00	27500.00	17500.00	30000.00	19100.00	17500.00	21000.00
SINGLE BED WITHOUT FOAM MED.	EACH	9000.00	5500.00	4750.00	8000.00	6125.00	4900.00	4500.00
MATRESS SINGLE(4"THICK)	EACH	5200.00	3900.00	5000.00	5250.00	5200.00	5200.00	5500.00
FARSHI DARI 12'X9' AV.QLTY	EACH	975.00	975.00	1125.00	2500.00	1200.00	1300.00	1000.00
DARI COTTON (6'x2 1/2') AV.QL	EACH	450.00	400.00	550.00	500.00	450.00	600.00	400.00
CARPET PLAIN AV. QLTY	SQFT.	41.00	35.00	57.50	35.00	25.00	25.00	25.00
QUILT (LIHAF) 3 KG. COTTON	EACH	1050.00	775.00	1000.00	1300.00	956.25	725.00	500.00
BLANKET (90" x 54")	EACH	2500.00	3500.00	4750.00	4200.00	3750.00	3750.00	2650.00
BEDSHEET SINGLE BED SUP.QLTY	EACH	375.00	425.00	825.00	700.00	633.33	525.00	650.00
BED SHEET DOUBLE WITH TWO PILLOW COVERS SUP QLTY	SET	800.00	1100.00	1625.00	1800.00	1258.33	1150.00	1100.00
TOWEL(3'x2') AV. QALTY	EACH	175.00	125.00	180.00	300.00	242.00	245.00	200.00
CELING FAN 48" SUPER QLTY **	EACH	2400.00	2400.00	2900.00	3000.00	3495.00	3095.00	3095.00
PEDESTAL FAN 22" SUPER QLTY	EACH	3500.00	3300.00	4500.00	4800.00	5550.00	4750.00	4600.00
REFG. DAWLENCE 10 CFT. D.DOOR	EACH	31000.00	36200.00	27500.00	30500.00	30400.00	30400.00	27500.00

Contd.

7.11 Intercity Consumer Prices August, 2016

Description	Unit	Wazirabad	Sialkot	Faisalabad	Jhang	Multan	Muzaffargarh	D.G. Khan
D-FREEZER WAVES 8 CFT.	EACH	31000.00	29400.00	27500.00	31000.00	30400.00	30400.00	31000.00
AIRCONDITIONER 1.5 TON PEL	EACH	40000.00	44000.00	46000.00	41500.00	40000.00	40000.00	42000.00
SPLIT AIR CONDITIONER 1.5 TON (SPECIFY BRAND NAME)	EACH	46000.00	41000.00	38000.00	49500.00	50990.00	50990.00	49000.00
AIRCOOLER SUPER ASIA	EACH	12500.00	13000.00	11500.00	11000.00	13000.00	13000.00	14500.00
WASHING MACHINE SINGER	EACH	15600.00	15600.00	17000.00	17000.00	17000.00	17000.00	17000.00
SEWING MACHINE(SINGER)	EACH	5860.00	6095.00	7200.00	6495.00	7200.00	7200.00	6695.00
GIZER LARGE SIZE 30 GALLON CAPACITY SUP QLTY	EACH	19400.00	13750.00	19500.00	22900.00	22900.00	22900.00	22900.00
GAS BURNER DOUBLE SPFY.BRAND	EACH	1350.00	1350.00	1550.00	2000.00	1475.00	1550.00	1300.00
ELECT. IRON PHILIPS MDL.1120	EACH	2200.00	1450.00	2000.00	1500.00	2200.00	1600.00	2100.00
ELECTRIC JUICER FOR APPLE	EACH	4500.00	6000.00	5750.00	7875.00	8200.00	8200.00	4500.00
S.STEEL DEGHCHI MEDIUM SIZE ***	EACH	600.00	430.00	575.00	500.00	767.50	400.00	350.00
ALUMINIUM COOKING PAN (DEGCHI) MED SIZE	EACH	525.00	460.00	475.00	1300.00	296.25	285.00	350.00
NON STICK COOKING PAN (DEGCHI) SUP. QLTY	EACH	1500.00	675.00	1100.00	1200.00	767.86	650.00	800.00
FRYING PAN STEEL AVG. QLTY MED. SIZE	EACH	500.00	310.00	325.00	550.00	295.00	195.00	375.00
TAWA IORN (MEDIUM SIZE) AVG. QLTY	EACH	300.00	275.00	225.00	325.00	210.00	210.00	200.00
S.STEEL PLATE A.QLTY.(M.SIZE)	EACH	82.50	66.25	60.00	80.00	75.00	55.00	60.00
TABLE SPOON S.STEEL SUP.QLTY.	DOZEN	350.00	305.00	375.00	400.00	275.83	245.00	350.00
WATER SET JUG+6 GLASSES (OMROC)	SET	380.00	737.50	725.00	450.00	450.00	475.00	400.00
TEA SET PAK. CHINAWARE 21 PCS.	SET	1600.00	1025.00	1500.00	1950.00	1637.50	1875.00	2000.00
DINNER SET PLASTIC 72 PIECES SUPERIOR QLTY	SET	5500.00	2750.00	8250.00	6000.00	4675.00	4750.00	6000.00
HOTPOT SET PLASTIC 3 PCS.	SET	1000.00	825.00	1212.50	1450.00	1275.00	1050.00	1600.00
BUCKET(BALTI) PLASTIC MED.SIZ	EACH	250.00	205.00	325.00	325.00	290.00	255.00	350.00
LOTA PLASTIC (MED SIZE) AVERAGE QUALITY	EACH	40.00	40.00	43.75	60.00	49.17	55.00	60.00
PRESURE COOKER 4 LTR.	EACH	1750.00	912.50	1325.00	1700.00	1650.00	1650.00	1450.00
WATER COOLER 9/10 LTR.PLASTIC ***	EACH	612.50	450.00	675.00	950.00	553.00	575.00	750.00
THERMOS STARVAC 1 LTR	EACH	600.00	600.00	431.25	450.00	450.00	450.00	600.00
BULB PHILIPS 100-WATTS	EACH	30.00	25.00	25.00	30.00	30.00	30.00	30.00
TUBE LIGHT PHILIPS 40 WATTS	EACH	95.00	95.00	97.50	95.00	100.00	100.00	95.00
ELECTRIC BLUBS "0" WATTE LOCAL	EACH	18.00	20.00	20.00	20.00	20.00	20.00	20.00
ELECTRIC BLUB ENERGY SAVER 14 WATTS	EACH	155.00	155.00	162.50	150.00	165.00	165.00	165.00
WASHING SOAP 250 GMS SPECIFY BRAND NAME	EACH	38.00	20.00	25.00	40.00	22.00	20.00	25.00
SURF EXCEL 400 GMS POLY BAG	EACH	130.00	125.00	125.00	125.00	130.00	130.00	0.00
WASHING POWDER 1000 GRM	EACH	150.00	185.00	185.00	185.00	150.00	150.00	185.00
WASHING POWDER (WHEEL/ BONUS) 100 GRAMS	EACH	90.00	95.00	92.50	90.00	90.00	90.00	90.00
CLEANSER POWDER VIM 1000 GM	PKT.	77.77	70.00	75.00	75.00	83.33	83.33	75.00
FINIS 500 ML	BOTTLE	193.75	218.75	195.00	250.00	200.00	237.50	195.00
PHNYLE TYPHONE/FINIS/CARRANITE 3 LITRES	BOTTLE	130.00	120.00	147.50	180.00	165.00	165.00	160.00
HARPIC	BOTTLE	150.00	145.00	150.00	145.00	150.00	150.00	150.00
BOOT POLISH CHERRY/KIWI 50ML	EACH	125.00	100.00	100.00	100.00	125.00	125.00	105.00
ROBIN BLUE (35 GRAMS)	PKT.	50.00	50.00	50.00	50.00	55.00	55.00	55.00
TISSU PAPER PERFUMED 100 PCS.	PKT	110.00	100.00	110.00	105.00	110.00	110.00	110.00
TOILET PAPER ROLL (R.PETEL)	PI/ROLL	40.00	40.00	40.00	40.00	40.00	40.00	40.00
BOOT POLISH LIQUID CHEERY BLOSSOM KIWI 75 ML	BOTTLE	150.00	125.00	150.00	150.00	150.00	150.00	150.00
MATCH BOX SMALL	EACH	2.00	2.00	2.50	2.00	2.00	2.00	2.00
DRY CELL 1.5 VOLT(LOCAL)	EACH	20.00	15.00	25.00	25.00	25.00	25.00	25.00
HAND STITCHING NEEDLE M.SIZE	PACKET	5.00	10.00	9.00	10.00	10.00	10.00	10.00
SEWING MACHINE NEEDLE (SINGER)	EACH	6.00	8.00	7.00	8.50	8.60	8.60	5.00
HOUSEHOLD SERVANT FEMALE P/T	P/MNTH	1500.00	1100.00	2250.00	3000.00	1500.00	1200.00	1750.00
MARRIAGE HALL WITH FURNITURE	PI/HEAD	105.00	77.50	130.00	150.00	96.67	72.50	110.00
SEPTRAN TABLETS	10TAB.	16.00	19.30	15.00	18.10	16.00	16.00	16.10
BRUFEN TABS 200-MG.	10TAB.	10.00	10.00	10.00	8.90	8.90	8.90	8.90
PANADOL TAB. EXTRA/PLAIN	10TAB.	12.00	12.00	12.00	12.00	12.00	12.00	12.00
DISPRIN TAB.	10TAB.	14.00	12.40	12.00	12.40	12.40	12.40	12.40
TRISIL TAB.	10 TAB	10.00	10.00	10.00	10.00	10.00	10.00	10.00
FLAGYL TAB. 200 MG.	10TAB.	10.00	10.00	10.00	10.00	10.00	10.00	10.00
VENTOLIN TAB. 2MG.	10TAB.	10.00	10.00	10.00	9.90	9.90	9.90	9.90
DAONIL TAB. 5 MG.	10TAB.	17.00	17.00	17.00	16.80	16.83	16.83	17.00
ENTOX TAB.	10TAB.	10.00	10.00	15.00	15.00	15.00	15.00	15.00
RENITEC TAB. 5 MG.	10TAB.	58.50	58.50	58.50	58.80	58.50	58.50	58.50
CAC. 1000 TAB	BOTTLE	122.00	122.00	122.00	122.00	122.00	122.00	122.00
AMOXIL CAPSOLE 250 MG.S	10CAP.	35.00	36.00	36.00	35.70	35.70	35.70	35.70
CALCIUM SYRUP SANDOZ	BOTTLE	64.00	64.00	64.00	64.00	0.00	0.00	64.00

Contd.

7.11 Intercity Consumer Prices August, 2016

Description	Unit	Wazirabad	Sialkot	Faisalabad	Jhang	Multan	Muzaffargarh	D.G. Khan
LEDERPLEX SYRUP	BOTTLE	35.00	52.70	35.00	35.00	52.74	52.74	51.00
SANCOS SYRUP (50 ML.)	BOTTLE	30.00	30.00	30.00	30.00	30.00	30.00	30.00
PHENERGAN SYRUP 120 ML.	BOTTLE	34.50	33.00	34.00	33.00	33.00	33.00	33.00
CALPOL SYRUP 60 ML.	BOTTLE	28.00	28.00	28.00	28.00	28.00	28.00	28.00
HYDRYLLIN SYRUP 120 ML.	BOTTLE	65.00	65.00	65.00	65.00	65.00	65.00	65.00
POLYFAX EYE OINTMENT	TUBE	21.00	21.00	21.00	21.00	21.00	21.00	21.00
BETNESOL EYE DROPS	BOTTLE	33.89	33.89	33.00	33.89	33.89	33.89	33.89
EAR DROPS (CARDISPORINE) ***	BOTTLE	21.00	21.00	21.00	21.00	21.00	21.00	21.00
BETNOVATE-N OINTMENT 5 GMS	TUBE	16.67	16.00	16.00	16.00	16.68	16.68	16.00
BURNOL CREAM 30 GRM	TUBE	16.00	16.00	16.00	16.00	16.00	16.00	16.00
VICKS VAPORUB/BALM	BOTTLE	36.00	36.00	36.00	36.00	36.00	36.00	36.00
GLYCRINE SMALL BOTTLE	BOTTLE	17.00	35.00	20.00	30.00	20.00	20.00	20.00
JOUHAR JOSHANDA	PKT.	8.00	8.00	8.00	8.00	8.00	8.00	8.00
GALXOS-D (450 GRMS)	PKT.	157.50	157.50	168.75	157.50	157.50	157.50	157.50
GRIPE-WATER WOODWARDS	BOTTLE	55.00	55.00	55.00	55.00	55.00	55.00	55.00
SANIPLAST ONE PUTTY	EACH	2.00	1.40	2.00	2.00	1.40	1.40	1.40
O.R.S. (NIMCOL)	PKT.	17.00	15.00	17.00	17.00	17.00	17.00	17.00
DETTOL (MEDIUM)	BOTTLE	46.80	56.16	46.00	46.80	56.16	56.16	46.80
COTTON BANDAGE 2" - 4"	EACH	7.00	10.00	7.50	8.25	7.00	10.00	7.00
THERMOMETER CHINA	EACH	35.00	40.00	42.50	40.00	45.83	57.50	40.00
DOCTOR (MBBS) CLINIC FEE	PIPAT.	100.00	100.00	125.00	300.00	100.00	100.00	150.00
URINE TEST (DR) CHARGES	P/TEST	100.00	150.00	55.00	60.00	75.00	55.00	100.00
BLOOD TEST (CP) CHARGES	P/TEST	300.00	350.00	225.00	200.00	290.00	225.00	350.00
SUGAR TEST (RANDOM/FASTING BOTH) CHARGES	P/TEST	200.00	200.00	200.00	150.00	122.50	100.00	140.00
ECG CHARGES	P/TEST	200.00	150.00	200.00	200.00	300.00	125.00	300.00
X-RAY (CHEST) CHARGES	P/X-RAY	300.00	200.00	350.00	500.00	250.00	200.00	350.00
CAR SUZUKI 800 CC (W/O. A/C)	EACH	0.00	660000.00	652800.00	660000.00	644100.00	0.00	635000.00
CAR SUZUKI 1000 CC	EACH	0.00	1078300.00	1092800.00	1149000.00	1075200.00	0.00	1119000.00
CAR TOYOTA 1300 CC	EACH	0.00	1661500.00	1520500.00	1805500.00	1700500.00	0.00	5411000.00
CAR HONDA CIVIC	EACH	0.00	2430000.00	0.00	2039000.00	2258500.00	0.00	0.00
MOTORCYCLE HONDA CD-70.	EACH	63500.00	63500.00	63500.00	63500.00	63500.00	63500.00	63500.00
MOTORCYCLE YAMAHA 100CC.	EACH	79300.00	79300.00	79300.00	79300.00	80000.00	80000.00	79300.00
MOTOR CYCLE HERO 70 CC	EACH	42500.00	45000.00	47500.00	44500.00	47500.00	0.00	42000.00
BICYCLE WITH TYRES & TUBES	EACH	7000.00	7200.00	7600.00	8000.00	7000.00	7150.00	7750.00
TYRE CAR WITH TUBE GENERAL	EACH	3000.00	3000.00	2800.00	3000.00	2500.00	2500.00	2800.00
TYRE MOTOR CYCLE WITHOUT TUBE	EACH	1200.00	1120.00	1300.00	900.00	850.00	850.00	900.00
TYRE CYCLE SPECIFY BRAND NAME	EACH	330.00	350.00	425.00	320.00	300.00	300.00	320.00
TYRE CAR W/O TUBE	EACH	2700.00	3000.00	3200.00	3000.00	2500.00	0.00	2800.00
PETROL SUPER	LITRE	64.61	66.25	64.48	66.30	64.99	64.60	65.70
HIGH SPEED DIESEL HSD	LITRE	72.85	74.60	72.73	74.90	72.99	72.80	74.40
CNG	K.G.	67.50	67.50	67.50	67.50	67.50	67.50	67.50
GAS CYLINDER STAND. SIZE	EACH	770.00	880.00	800.00	800.00	770.00	825.00	800.00
MOTOR CYCLE SERVICE CHARGES	EACH	300.00	175.00	225.00	270.00	235.00	240.00	250.00
CAR SERVICE CHARGES	EACH	250.00	400.00	300.00	300.00	275.00	225.00	225.00
TYRE PUNCTURE CHARGES	EACH	50.00	100.00	70.00	60.00	70.00	65.00	40.00
CYCLE OVERHAULING CHARGES	EACH	200.00	350.00	275.00	450.00	281.00	290.00	275.00
CAR TAX FOR 800CC TO 1300CC	YEARLY	2650.00	2650.00	2650.00	2650.00	2650.00	2650.00	2650.00
TRAIN FARE ECO. 1-100 KM.	P/KM.	0.68	0.68	0.68	0.68	0.68	0.68	0.68
TRAIN FARE ECO. 101-500 KM.	P/KM.	0.98	0.98	0.98	0.98	0.98	0.98	0.98
TRAIN FARE ECO. > 500 KM.	P/KM.	0.89	0.89	0.89	0.89	0.89	0.89	0.89
TRAIN FARE IST SLP. 1-100KM	P/KM.	2.10	2.10	2.10	2.10	2.10	2.10	2.10
TRAIN FARE IST SLP.101-500 KM	P/KM.	2.59	2.59	2.59	2.59	2.59	2.59	2.59
TRAIN FARE IST SLP. > 500 KM	P/KM.	1.99	1.99	1.99	1.99	1.99	1.99	1.99
TRAIN FARE A/C SLP. 1-100KM.	P/KM	5.76	5.76	5.76	5.76	5.76	5.76	5.76
TRAIN FARE A/C SLP.101-500KM	P/KM.	4.59	4.59	4.59	4.59	4.59	4.59	4.59
TRAIN FARE A/C SLP > 500KM.	P/KM	4.16	4.16	4.16	4.16	4.16	4.16	4.16
PLATFORM TICKET	EACH	10.00	10.00	10.00	10.00	10.00	10.00	10.00
AUTO RICKSHAW FARES	KM/MIN	50.00	60.00	65.00	50.00	30.00	30.00	50.00
FULL TONGA CHARGES	KM/MIN	60.00	60.00	75.00	100.00	49.38	50.00	56.00
TAXI 4 SEATER FARE	KM/MIN	100.00	100.00	60.00	90.00	100.00	100.00	50.00
BUS FARE MIN (WITHIN CITY)	TICKET	9.00	0.00	9.00	0.00	9.00	0.00	0.00
BUS FARE MAX (WITHIN CIT	TICKET	21.00	0.00	21.00	0.00	21.00	0.00	0.00

Contd.

7.11 Intercity Consumer Prices August, 2016

Description	Unit	Wazirabad	Sialkot	Faisalabad	Jhang	Multan	Muzaffargarh	D.G. Khan
BUS FARE OUTSIDE CITY	P/KM.	0.86	0.86	0.86	0.86	0.86	0.86	0.86
A/C BUS FARE OUTSIDE CITY	P/KM.	1.45	1.11	1.74	1.56	1.40	1.40	1.40
MINIBUS FARE MIN.WITH IN CITY	TICKET	10.00	0.00	0.00	0.00	11.00	0.00	0.00
MINIBUS FARE MAX.WITH IN CITY	TICKET	10.00	0.00	0.00	0.00	24.00	0.00	0.00
SUZUKI FARE MIN.WITH IN CITY	TICKET	0.00	15.00	15.00	15.00	11.00	0.00	8.00
SUZUKI FARE MAXIMUM W.IN CITY	TICKET	0.00	20.00	27.50	20.00	21.00	0.00	8.00
AIR FARE ECONOMY CLASS.	P/KM.	0.00	19.26	19.26	0.00	19.26	0.00	19.26
POSTAL ENVELOPE DOMESTIC	EACH	8.00	8.00	8.00	8.00	8.00	8.00	8.00
ENVELOPE FOR SAUDI ARABIA	EACH	50.00	50.00	50.00	50.00	50.00	50.00	50.00
POSTAL REGISTRATION CHARGES	EACH	38.00	38.00	38.00	38.00	38.00	38.00	38.00
U.M.S. REG CHARGES MIN.	EACH	59.00	59.00	59.00	59.00	59.00	59.00	59.00
T.C.S. CH. MIN.WITH IN ZONE	EACH	150.00	110.00	150.00	150.00	150.00	150.00	160.00
TELEPHONE CHARGES LOCAL CALL	P/CALL	3.94	3.94	3.94	3.94	3.94	3.94	3.94
TEL CHARGES OUT SIDE CITY	P/CALL	3.94	3.94	3.94	3.94	3.94	3.94	3.94
INTERNET CHARGES	PI/HOUR	20.00	25.00	22.50	50.00	20.00	22.50	20.00
MOBILE CELL CHARGES	PI/UNIT	3.00	3.06	3.00	3.00	3.00	4.00	3.00
FAX CHARGES (LOCAL)	PI/PAGE	30.00	10.00	16.25	40.00	10.00	20.00	15.00
TELEPHONE SET AV. QLTY	EACH	450.00	300.00	475.00	900.00	775.00	475.00	900.00
MOBILE SET NOKIA/SONY/ERICSON/SAMSUNG WITHOUT CAMERA	EACH	4250.00	2600.00	2200.00	3300.00	3100.00	3100.00	2600.00
T.V. 20" COLORED WEGA H-A21.	EACH	18500.00	20000.00	22500.00	12500.00	23500.00	23500.00	23500.00
T.V 20" COLOR CHINA/KORIA)	EACH	7000.00	13500.00	16900.00	5500.00	15500.00	15500.00	14900.00
V.C.P. PANASONIC/LG/NAT	EACH	0.00	5450.00	5750.00	0.00	0.00	0.00	0.00
DVD/VCD PLAYER PANASONIC/LG	EACH	4100.00	4500.00	4500.00	6000.00	4500.00	4200.00	4000.00
RADIO WITH C.PLAYER NATIONAL	EACH	2500.00	2250.00	2175.00	1250.00	3500.00	0.00	3000.00
PERSONNEL COMPUTER (BRANDED)	EACH	37500.00	35000.00	38820.00	50000.00	48200.00	48200.00	35000.00
VID. CASSETTE BLK. TDK/SONY	EACH	0.00	100.00	150.00	100.00	180.00	170.00	150.00
COM. C.D. (TDK/IMATION)	EACH	35.00	42.50	67.50	40.00	60.00	60.00	60.00
TAPE RECORDER CASSETTE BLANK	EACH	35.00	30.00	65.00	60.00	50.00	42.50	40.00
VIDEO GAME SEGA 16 BYTE	EACH	0.00	1250.00	1500.00	1150.00	1300.00	0.00	1600.00
CINEMA A/C. HIGH CLASS	TICKET	0.00	40.00	150.00	0.00	250.00	0.00	0.00
CINEMA NON-A/C HIGH CLASS	TICKET	0.00	40.00	100.00	30.00	100.00	40.00	35.00
CABLE CHARGES	PI/MONT	300.00	250.00	300.00	300.00	300.00	275.00	350.00
TV.LICENCE FEE DOMESTIC	YEARLY	420.00	420.00	420.00	420.00	420.00	420.00	420.00
ENGLISH BOOK CLASS V1	EACH	77.00	77.00	77.00	77.00	77.25	77.00	77.00
ENGLISH BOOK CLASS IX OR X	EACH	130.00	130.00	130.00	130.00	130.00	130.00	130.00
ENG. BOOK IST.YR COMPLETE SET	EACH	84.00	84.00	84.00	84.00	84.00	84.00	84.00
ENGLISH BOOK BA/B.SC	EACH	178.00	178.00	178.00	178.00	178.00	178.00	178.00
URDU BOOK CLASS V (T.B.BORD)	EACH	59.00	59.00	59.00	59.00	59.00	59.00	59.00
URDU BOOK CLASS IX/X(T.B.B)	EACH	139.00	139.00	139.00	139.00	139.00	139.00	139.00
URDU BOOK IST.YEAR/INTER	EACH	53.00	53.00	53.00	53.00	53.00	53.00	53.00
URDU BOOK BA/B.SC	EACH	140.00	140.00	140.00	140.00	140.00	140.00	140.00
MATHS BOOK CALSS V (T.B.B)	EACH	78.00	78.00	78.00	78.00	78.00	78.00	78.00
MATHS BOOK CLASS IX OR X	EACH	279.00	279.00	279.00	279.00	279.00	279.00	279.00
MATHS BOOK IST.YEAR (T.B.B)	EACH	156.00	156.00	156.00	156.00	156.00	156.00	156.00
PAKISTAN STUDIES BOOK BA/B.SC	EACH	125.00	125.00	125.00	125.00	125.00	125.00	125.00
DAILY "DAWN"	P/COPY	19.00	19.00	19.00	19.00	19.00	19.00	19.00
DAILY "JANG"	P/COPY	12.00	12.00	12.00	12.00	12.00	12.00	12.00
DAILY "NAWA-E-WAQT"	P/COPY	12.00	12.00	12.00	12.00	12.00	12.00	12.00
WEEKLY "AKHBAR-E-JAHAN"	P/COPY	55.00	55.00	55.00	55.00	55.00	55.00	55.00
WEEKLY "MAG"	P/COPY	45.00	45.00	45.00	45.00	45.00	45.00	45.00
MONTHLY "NAUNEHAL DIGEST"	P/COPY	35.00	35.00	35.00	35.00	35.00	35.00	35.00
PAPER FOOLSCAPE (27"x17")	QUIRE	30.00	30.00	45.00	50.00	37.50	33.75	30.00
EXERCISE.BOOK LINED 80/100 PGS	EACH	40.00	80.00	60.00	70.00	32.50	27.50	30.00
PENCILGOLDFISH/DEER	EACH	7.00	7.00	6.00	7.00	6.50	6.00	6.00
PEN INK DOLLOR 57 ML BOTTLE	EACH	20.00	25.00	20.00	20.00	20.00	20.00	20.00
PHOTOSTATE PAPER 70 GM	PRT	380.00	320.00	345.00	360.00	290.00	330.00	360.00
BALL PEN (local)	EACH	5.00	5.00	5.00	8.00	5.83	6.00	6.00
FOUNTAIN PEN HERO/WINGS/CHINA	EACH	40.00	40.00	50.00	50.00	45.00	50.00	35.00
PRIVATE SCHOOL FEE ENGLISH MEDIUM AVERAGE STANDARD (CLASS I)	P/MONTH	1100.00	900.00	2100.00	1400.00	2191.67	866.67	1300.00
PRIVATE SCHOOL FEE ENGLISH MEDIUM AVERAGE STANDARD (CLASS V)	P/MONTH	1300.00	1000.00	2200.00	1400.00	2466.67	966.67	1350.00
PRIVATE SCHOOL FEE ENGLISH MEDIUM AVERAGE STANDARD (CLASS VI)	P/MONTH	1500.00	1000.00	2400.00	1500.00	2650.00	1150.00	1400.00
PRIVATE SCHOOL FEE ENGLISH MEDIUM AVERAGE STANDARD (CLASS X)	P/MONTH	1700.00	1200.00	2200.00	1700.00	2908.33	1533.33	2250.00

Contd.

7.11 Intercity Consumer Prices August, 2016

Description	Unit	Wazirabad	Sialkot	Faisalabad	Jhang	Multan	Muzaffargarh	D.G. Khan
PRIVATE MEDICLE COLLEGE FEE MBBS (1ST YEAR)	P/MONTH	0.00	0.00	25000.00	0.00	48750.00	0.00	0.00
PRIVATE ENGINEERING COLLEGE FEE (ISTR YEAR)	P/MONTH	0.00	0.00	3200.00	0.00	0.00	0.00	0.00
GOVT. COLLEGE FEE 1ST. YEAR	MONTH	50.00	50.00	50.00	50.00	50.00	50.00	50.00
GOVT. COLLEGE FEE 4TH. YEAR	MONTH	60.00	60.00	60.00	60.00	60.00	60.00	60.00
GOVT. UNIVERSITY FEE MSC.	MONTH	77.50	0.00	70.00	115.00	217.00	217.00	330.00
GOVT. MED. COLLEGE FEE MBBS	MONTH	873.00	873.00	1250.00	0.00	1250.00	873.00	1250.00
GOVT. ENGG. COLL. FEE I YEAR	MONTH	1558.00	0.00	3200.00	0.00	1666.67	500.00	0.00
COACHING FEE FOR CLASS IX/X	P/MONTH	500.00	550.00	1200.00	1200.00	800.00	500.00	500.00
COACHING CHARGES FOR CLASS 1ST YEAR/INTER (SCIENCE)	P/MONTH	1000.00	1900.00	1700.00	2000.00	1200.00	900.00	1500.00
COACHING CHARGES FOR CLASS 1ST YEAR/INTER (COMMERCE)	P/MONTH	1000.00	2400.00	1375.00	2000.00	1133.33	900.00	1000.00
I.T. TUITION FEES	P/MONTH	3900.00	0.00	1550.00	2000.00	1133.00	0.00	2000.00
MBA TUITION FEES	P/MONTH	2000.00	0.00	15000.00	0.00	6666.67	0.00	2000.00
BREAD TANDOORI ST. SIZE	EACH	6.00	7.00	6.00	6.00	6.00	5.50	5.00
COOKED MUTTON (AV. HOTEL)	PLATE	120.00	125.00	135.00	150.00	105.00	135.00	100.00
COOKED BEEF (AV. HOTEL)	PLATE	65.00	60.00	72.50	90.00	80.00	80.00	60.00
COOKED DAL (AV. HOTEL)	PLATE	40.00	30.00	42.50	70.00	40.00	45.00	35.00
CHICKEN BIRYANI FULL/DOUBLE	PLATE	120.00	120.00	120.00	200.00	131.67	100.00	80.00
TEA PREPARED (ORDINARY)	CUP	20.00	15.00	20.00	20.00	20.00	17.50	20.00
HAIRCUT CHARGES FOR MEN	P/CUT	60.00	60.00	70.00	60.00	65.00	55.00	55.00
BEAUTY PORL HAIR STYL CHARGE	P/STY.	300.00	187.50	212.50	300.00	225.00	190.00	200.00
SHAVING CHARGES	PER SHV	40.00	40.00	32.50	30.00	30.00	30.00	35.00
LIPSTICK S.MISS/MEDORA	EACH	110.00	90.00	110.00	110.00	110.00	120.00	110.00
NAIL POLISH S.MISS/MEDORA	EACH	60.00	52.50	105.00	110.00	100.00	100.00	55.00
PERFUME MED.SIZE MEDORA/BROACH	EACH	120.00	180.00	200.00	255.00	120.00	120.00	180.00
HAIR-OIL AMLA/CHAMBELI	BOTTLE	110.00	100.00	120.00	130.00	120.00	120.00	120.00
TOILET SOAP LUX 95 GRAMS	EACH	44.78	33.40	38.00	38.00	32.00	32.00	33.00
TOILET SOAP LIFEBOUY 140 GRM	EACH	37.00	37.00	37.00	37.00	35.00	35.00	37.00
TOILET SOAP SAFEGUARD BATH SIZE	EACH	46.00	46.00	46.00	46.00	46.00	46.00	48.00
TOOTHPASTE MACKLINES 70 GRM	EACH	50.00	50.00	50.00	50.00	50.00	50.00	50.00
TOOTHPAST MED SIZE CLGATE 70 GMS	EACH	60.66	70.00	82.50	80.00	75.00	75.00	85.00
TOOTHBRUSH SHEILD A/PLAUQUE	EACH	45.00	40.00	75.00	60.00	30.00	25.00	35.00
TOOTHPOWDER DENTONIC 90 GRM	EACH	25.00	25.00	32.00	30.00	32.00	32.00	32.00
HAIR-COLOUR BEGIN (6 GMS)	EACH	105.00	100.00	100.00	100.00	105.00	105.00	105.00
HAIR COLOUR (KALAKOLA)	BOTTLE	140.00	120.00	120.00	130.00	130.00	130.00	130.00
FACECREAM PONDS (MEDIUM)	EACH	120.00	105.00	110.00	120.00	120.00	120.00	110.00
TALC POWDER VICE ROAY.B.CAT	EACH	145.00	120.00	150.00	150.00	145.00	145.00	145.00
BLADE TREET ORDINARY 10'S	PKT.	40.00	40.00	30.00	30.00	30.00	30.00	35.00
BLADE 7-O-CLOCK STAIN. 5'S	PKT.	35.00	30.00	30.00	35.00	35.00	35.00	35.00
SHAMPOO SUNSILK/PAINTIN 100 ML	BOTTLE	110.00	110.00	99.00	100.00	110.00	110.00	110.00
BEAUTY CREAM (FAIR & LOVELY)	EACH	185.00	99.00	75.00	195.00	185.00	185.00	115.00
HAIR REMOVING CREAM (EU-CREAM)	TUBE	65.00	65.00	60.00	65.00	65.00	65.00	65.00
GEL MEDIUM SIZE	BOTTLE	60.00	65.00	95.00	125.00	100.00	100.00	155.00
DISPOSABLE RAZOR GILLET-II	EACH	40.00	40.00	37.50	42.00	40.00	40.00	40.00
SHAVING CREAM TOUCH-ME/ADM.	EACH	65.00	60.00	55.00	75.00	65.00	65.00	65.00
GOLD TEZABI 24 CT	10 GM.	45400.00	45010.00	45700.00	44324.00	44925.00	44925.00	44710.00
SILVER TEZABI 24 CT	10 GM.	643.00	688.00	610.00	643.00	635.00	635.00	639.00
ARTIFICIAL JEWELLARY SET	SET	800.00	200.00	575.00	450.00	656.25	575.00	450.00
WRIST WATCH GENTS CITIZEN (ORIGINAL) ***	EACH	2500.00	2400.00	5250.00	5000.00	2500.00	2600.00	2500.00
WRIST WATCH LADIES CITIZEN (ORIGINAL) ***	EACH	2400.00	2400.00	5250.00	5000.00	2500.00	0.00	2500.00
WALL CLOCK QUARTZ AV.QLTY	EACH	425.00	475.00	537.50	1000.00	400.00	325.00	550.00
SUITCASE REXIN (24"x16"x6")	EACH	900.00	1125.00	1250.00	1500.00	775.00	725.00	1200.00
TRUNK MEDIUM SIZE ***	EACH	1500.00	1990.91	1550.00	1400.00	1191.67	1325.00	1500.00
PURSE LADIES (LEATHER) AVERAGE QUALITY	EACH	750.00	450.00	550.00	900.00	1266.67	1300.00	450.00

7.11 Intercity Consumer Prices August, 2016

Description	Unit	Vehari	Sargodha	Mianwali	Bahawal-pur	Bahawal-nagar	R.Y. Khan
WHEAT	10 KG.	312.00	312.50	315.00	321.25	313.75	325.00
WHEAT FLOUR FINE/SUPERIOR.	KG.	40.00	40.00	40.00	39.00	39.00	40.00
WHEAT FLOUR AVG. QLTY	KG.	39.00	35.00	38.00	37.00	36.00	39.00
WHEAT FLOUR BAG	10 KG.	365.00	335.00	360.00	370.00	355.00	360.00
MAIDA	KG.	50.00	55.00	50.00	48.00	50.00	50.00
SUJI	KG.	50.00	55.00	50.00	50.00	50.00	50.00
BESAN AV. QLTY.	KG.	157.50	160.00	150.00	162.50	162.50	160.00
RICE BASMATI SUP. QLTY.	KG.	117.50	100.00	120.00	125.00	95.00	110.00
RICE BASMATI 385/386	KG.	72.50	67.50	80.00	95.00	62.50	60.00
RICE BASMATI BROKEN AV.QLTY	KG.	67.50	50.00	70.00	55.00	50.00	65.00
RICE IRRI-6 (SINDH/PUNJAB)	KG.	40.00	50.00	60.00	47.50	42.50	35.00
VERMICELLI	KG.	80.00	70.00	90.00	85.00	80.00	80.00
BREAD PLAIN MEDIUM SIZE	EACH	60.00	40.00	40.00	45.00	40.00	35.00
RUSK (PAPAY)	KG.	200.00	200.00	200.00	220.00	210.00	200.00
BISCUITS-PACKED	PKT	40.00	35.00	40.00	35.00	37.50	35.00
BISCUIT-BAKERY (LOOSE)	250 GM	80.00	80.00	80.00	97.50	70.00	75.00
CORNFLAKS FAUJI 225 GM.	PKT	171.00	210.00	220.00	180.00	180.00	171.00
SAMOSA (VEGATABLE)	EACH	15.00	17.50	20.00	10.00	20.00	15.00
PASTRY AV.QLTY.	EACH	30.00	30.00	30.00	40.00	25.00	30.00
PATTIES (VEGATABLES)	EACH	15.00	30.00	30.00	20.00	20.00	25.00
NIMCO	250 GM	70.00	60.00	80.00	60.00	80.00	100.00
CHIPS	250 GM	62.50	100.00	40.00	70.00	60.00	128.00
BEEF WITH BONE AV.QLTY.	KG	270.00	300.00	320.00	300.00	280.00	260.00
MUTTON AV.QLTY.	KG	500.00	687.50	600.00	600.00	550.00	550.00
CHICKEN FARM BROILER (LIVE)	KG	110.00	110.00	113.00	120.00	108.00	116.00
FISH-RAHU MEDIUM SIZE	KG	350.00	220.00	350.00	290.00	260.00	300.00
MILK FRESH (UNBOILED)	LTR.	67.50	65.00	70.00	67.50	70.00	60.00
CURD	KG.	77.50	80.00	80.00	80.00	80.00	80.00
MILK TETRA PACK 1/2 LTR.	PKT.	60.00	60.00	60.00	60.00	60.00	60.00
LACTOGEN 400 GRAMS	PKT.	436.00	432.50	435.00	435.00	435.00	425.00
POWDER MILK NIDO 400GM.	PKT	400.00	380.00	380.00	389.74	390.00	375.00
MILK POWDER LOOSE/PACKED	KG.	450.00	550.00	450.00	475.00	550.00	480.00
BUTTER LOCAL PACKED	50 GM.	30.00	30.00	40.00	40.00	21.42	30.00
EGGS FARM	DOZ	91.00	98.00	98.00	96.00	90.00	94.00
MUSTARD OIL AV.QLTY.	KG.	155.00	175.00	180.00	170.00	160.00	170.00
COOKING OIL (DALDA)	2.5LTR	445.00	445.00	445.00	445.00	445.00	465.00
COOKING OIL (PAKWAN) OTHER BRAND SPECIFY	2.5 LTR	410.00	340.00	400.00	395.00	429.16	383.00
VEGETABLE GHEE TIN	2.5KG.	441.25	440.00	445.00	440.00	440.00	440.00
VEGETABLE GHEE (LOOSE)	KG.	162.50	135.00	120.00	140.00	135.00	138.00
DATES AV.QLTY.	KG.	210.00	140.00	160.00	155.00	200.00	160.00
PISTACHIO AV.QLTY.	50 GM.	127.50	120.00	100.00	105.00	120.00	110.00
ALMONDS WHOLE AV.QLTY.	KG.	775.00	600.00	450.00	425.00	800.00	650.00
COCONUT DRY AV.QLTY.	KG.	290.00	240.00	300.00	272.50	255.00	260.00
RAISINS AV.QLTY.	50 GM.	27.50	20.00	25.00	23.00	20.00	18.00
GROUNDNUTS (WITH SHELL)	KG.	160.00	210.00	180.00	230.00	155.00	180.00
MALTA/MOSAMBI	DOZ	0.00	0.00	0.00	0.00	0.00	0.00
KINNU	DOZ	0.00	0.00	0.00	0.00	0.00	0.00
APPLE	KG	115.00	75.00	120.00	105.00	80.00	120.00
ALOO BUKHARA	KG	195.00	200.00	200.00	275.00	200.00	200.00
POMEGRANATE (ANNAR)	KG	195.00	300.00	0.00	145.00	142.50	200.00
GRAPES	KG	160.00	155.00	120.00	260.00	200.00	120.00
BANANAS	DOZ	75.00	55.00	80.00	75.00	55.00	60.00
MANGO KALMI	KG	75.00	75.00	100.00	90.00	100.00	80.00
GUAVA	KG	95.00	80.00	60.00	75.00	75.00	50.00
WATERMELON (TURBOOZ)	KG	0.00	0.00	0.00	0.00	0.00	0.00
MUSKMELON (KHARBOOZA)	KG	0.00	0.00	0.00	0.00	0.00	0.00
SWEETMELON (GARMA)	KG	80.00	50.00	50.00	85.00	50.00	60.00
PULSE MASOOR (WHOLE)	KG.	150.00	135.00	170.00	130.00	140.00	130.00
PULSE MASOOR (WASHED)	KG.	155.00	155.00	160.00	140.00	140.00	140.00
PULSE MOONG (WASHED)	KG.	175.00	145.00	140.00	150.00	147.50	130.00
PULSE MASH (WASHED)	KG.	320.00	275.00	280.00	275.00	280.00	260.00

Contd.

7.11 Intercity Consumer Prices August, 2016

Description	Unit	Vehari	Sargodha	Mianwali	Bahawal-pur	Bahawal-nagar	R.Y. Khan
PULSE GRAM	KG.	160.00	150.00	160.00	165.00	157.50	150.00
GRAM WHOLE BLACK AV QLTY.	KG.	155.00	160.00	150.00	140.00	140.00	140.00
GRAM WHOLE YELLOW AV.QLTY	KG.	200.00	180.00	220.00	165.00	215.00	200.00
BEANS (LAL LOBIA)	KG.	200.00	150.00	170.00	150.00	160.00	140.00
POTATOES	KG	25.00	60.00	25.00	30.00	27.50	52.50
ONION	KG	20.00	22.50	25.00	27.50	25.00	30.00
TURNIP	KG	0.00	0.00	0.00	0.00	0.00	0.00
RADISH	KG	0.00	0.00	0.00	0.00	0.00	0.00
TOMATOES	KG	75.00	80.00	60.00	70.00	60.00	60.00
CABBAGE	KG	0.00	0.00	0.00	0.00	0.00	0.00
CAULIFLOWER	KG	0.00	0.00	0.00	0.00	0.00	0.00
BRINJAL	KG	45.00	40.00	30.00	47.50	40.00	50.00
PUMPKIN	KG	20.00	30.00	50.00	37.50	30.00	60.00
BOTTLEGOURD	KG	45.00	60.00	50.00	62.50	60.00	50.00
LADY FINGER	KG	60.00	80.00	60.00	95.00	60.00	80.00
PEAS	KG	0.00	0.00	0.00	0.00	0.00	0.00
SPINACH	KG	0.00	0.00	0.00	0.00	0.00	0.00
TINDA	KG	80.00	110.00	40.00	95.00	100.00	100.00
TURAI	KG	45.00	45.00	60.00	55.00	55.00	60.00
KARAILA	KG	60.00	60.00	50.00	85.00	80.00	80.00
ARVI	KG	45.00	60.00	60.00	57.50	55.00	50.00
CHILLIES GREEN	KG	45.00	80.00	70.00	60.00	60.00	60.00
CARROT	KG	0.00	0.00	0.00	0.00	0.00	0.00
COCUMBER (KHEERA)	KG	55.00	100.00	80.00	85.00	40.00	80.00
LEMON	250GM	22.50	27.50	30.00	25.00	22.50	20.00
SUGAR REFINED	KG.	70.00	70.00	72.00	72.00	70.00	70.00
GUR AV.QLTY	KG.	90.00	85.00	100.00	92.50	90.00	90.00
HONEY LANGANESE 500 GM.	BOTTLE	910.00	882.50	960.00	850.00	850.00	800.00
MILO 200 GM.	BOTTLE	280.00	220.00	230.00	220.00	218.18	195.00
CUSTARD POWDER RAFHAN 300 GM.	PKT	80.00	80.00	80.00	80.00	80.00	80.00
TOFFEE (HILAL)	EACH	2.00	2.00	1.00	1.00	2.00	2.00
CHOWKELATE CANDY (SMALL SIZE)	EACH	5.00	5.00	6.00	5.00	5.00	5.00
SWEETMEAT (MIXED)	KG	320.00	280.00	320.00	355.00	280.00	350.00
ICE CREAM WALLS	CUP.	45.00	40.00	40.00	40.00	40.00	45.00
ICE	KG	7.50	13.50	5.00	8.50	10.00	10.00
JAM AHMED/MITCHELLES	BOTTLE	140.00	135.00	140.00	140.00	140.00	140.00
SQUASH-MITCHELLES	BOTTLE	147.50	150.00	160.00	160.00	165.00	160.00
ROOH AFZA	BOTTLE	160.00	160.00	170.00	160.00	160.00	160.00
JAM-E-SHIREEN	BOTTLE	170.00	165.00	170.00	170.00	170.00	170.00
SAUNF	50 GM	17.50	15.00	20.00	22.00	20.00	15.00
CINAMON LOOSE AV. QLTY	50 GM.	20.00	30.00	20.00	20.00	20.00	25.00
CUMINSEED WHITE NATIONAL	50 GM.	54.00	52.00	52.00	52.00	55.00	54.00
PEPPER BLACK NATIONAL	50 GM.	100.00	100.00	100.00	100.00	100.00	100.00
CLOVES LOOSE AV.QLTY	50 GM.	100.00	120.00	100.00	105.00	100.00	80.00
CARDAMOM LARGE LOOSE AV.QLTY	50 GM.	180.00	190.00	120.00	137.50	170.00	170.00
CARDAMOM SMALL AV.QLTY	50 GM.	125.00	100.00	120.00	115.00	100.00	100.00
SALT-POWDERED (LAHORI) LOOSE	KG.	12.00	10.00	10.00	12.00	10.00	10.00
SALT POWDERED (NATIONAL/SHAN)	PKT	25.00	25.00	25.00	25.00	25.00	25.00
CHILLIES POWD.NATIONAL 200GM	PKT	105.00	105.00	105.00	105.00	105.00	105.00
CHILLIES POWDER LOOS	KG.	270.00	300.00	320.00	225.00	240.00	280.00
CORRIANDER SEED POWD.NATIONAL	PKT	104.00	108.00	104.00	104.00	104.00	78.00
CORRIANDER SEED (LOOSE)	KG.	310.00	290.00	280.00	312.50	240.00	240.00
TURMERIC POWD.NATIONAL 50GM	PKT.	35.00	35.00	35.00	35.00	35.00	35.00
CURRY POWD. NATIONAL 200 GM	PKT.	87.00	87.00	87.00	87.00	86.00	86.00
TOMATO KETCHUP AHMED/MITCHL	BOTTLE	105.00	95.00	90.00	70.00	120.00	120.00
PICKLES AHMED/MITCHELLES	BOTTLE	130.00	105.00	110.00	105.00	120.00	120.00
VINEGAR SYNTHETIC (SIRKA)	BOTTLE	85.00	50.00	70.00	85.00	90.00	85.00
GARLIC	KG	200.00	275.00	280.00	290.00	260.00	280.00
GINGER	KG	100.00	110.00	180.00	130.00	100.00	100.00
TAPAL DANEDAR TEA 200GM PACKET	PKT	157.89	157.89	148.00	157.89	157.89	158.00
TEA LIPTON YELLOW LABEL 200GM.	PKT.	157.21	157.89	150.00	157.89	157.89	158.00

Contd.

7.11 Intercity Consumer Prices August, 2016

Description	Unit	Vehari	Sargodha	Mianwali	Bahawal-pur	Bahawal-nagar	R.Y. Khan
TEA LOOSE KENYA AV.QLTY 250GM.	PKT.	150.00	160.00	140.00	132.50	140.00	120.00
COFFEE-NESCAFE 75 GM. **	BOTTLE	350.00	315.00	320.00	330.00	350.00	330.00
COLD DRINK (STANDARD SIZ)	BOTTLE	25.00	25.00	25.00	25.00	25.00	25.00
FRUIT JUICE TETRA PACK	PKT.	20.00	22.50	20.00	15.00	20.00	15.00
MINERAL WATER NESTLE 1.5 LTR	BOTTLE	50.00	50.00	50.00	50.00	50.00	50.00
CIGARETTES K-2 10'S **	PKT	65.00	65.00	0.00	57.00	60.00	65.00
CIGARETTES CAPSTAN 10'S **	PKT	70.00	70.00	70.00	65.00	70.00	70.00
CIGARETTES GOLD LEAF 20'S	PKT	130.00	130.00	130.00	120.00	135.00	130.00
CIGARETTES MORVEN GOLD 20'S	PKT	70.00	70.00	70.00	70.00	70.00	70.00
BETEL LEAVES	50GM.	80.00	80.00	80.00	105.00	60.00	60.00
BETEL NUTS	KG.	400.00	350.00	360.00	355.00	350.00	320.00
LONG CLOTH 57" GUL AHMED/AL-KARAM	METER	210.00	235.00	200.00	180.00	270.00	270.00
SHIRTING AV.QLTY.	METER	190.00	140.00	150.00	115.00	200.00	220.00
PANT CLOTH W & WEAR AV.QLTY	METER	550.00	550.00	400.00	525.00	550.00	500.00
LAWN PRINTED GUL AHMED/AL-KARAM	METER	355.00	360.00	200.00	383.50	360.00	360.00
GEORGETTE AV.QLTY	METER	325.00	135.00	105.00	110.00	250.00	250.00
LINEN AV.QLTY ***	METER	247.50	145.00	140.00	125.00	260.00	260.00
HEAVY WT SUITING LAWERNCPUR AVG QLTY	METER	1200.00	950.00	950.00	1600.00	1500.00	1300.00
HEAVY WT SUITING LAWERNCPUR SUP QLTY	METER	1950.00	1350.00	1200.00	2255.00	2000.00	1600.00
TROPICAL SUITING LAW.PUR	METER	1000.00	1100.00	950.00	1470.00	1400.00	1100.00
PANT BOY 24"/26" LENGTH.	EACH	637.50	450.00	350.00	462.50	550.00	500.00
SHIRT BOY 24"/26" LENGTH	EACH	412.50	312.50	275.00	387.50	490.00	490.00
SCHOOL UNI. PANT,SHIRT BOYS	SUIT	475.00	525.00	600.00	725.00	1000.00	925.00
SCHOOL UNI. KAMEEZ,SHAL.BOYS	SUIT	500.00	475.00	600.00	725.00	950.00	700.00
SCHOOL UNI. KAMEEZ,SHAL.GIRL	SUIT	525.00	475.00	700.00	687.50	950.00	800.00
FROCK W/WEAR GIRLS	EACH	825.00	1000.00	1000.00	2900.00	1500.00	995.00
AWAMI-SUIT W & W(BOY) 24"/26	SUIT	875.00	750.00	1400.00	775.00	1562.50	1550.00
AWAMI-SUIT W&W (GENTS)AV.QLTY	SUIT	1250.00	1900.00	1400.00	1150.00	1800.00	1585.00
PULLOVER GENTS OXFORD/BON.	EACH	3000.00	3300.00	2300.00	2890.00	3190.00	3190.00
PULLOVER LADIES OXFORD/BON.	EACH	3000.00	2300.00	2300.00	2500.00	3090.00	2890.00
PULLOVER (GENTS) OTHERS A.QTY	EACH	790.00	925.00	800.00	950.00	1400.00	800.00
SECOND-HAND COAT FOR MEN	EACH	175.00	250.00	420.00	1150.00	700.00	425.00
SECONDHAND SWEETER FOR MEN DUP QLTY	EACH	100.00	225.00	150.00	425.00	400.00	175.00
SECONDHAND WINTER JACKET	EACH	245.00	325.00	300.00	650.00	500.00	325.00
UNDERWEAR AV.QLTY MEDIUM SIZE	EACH	87.50	110.00	150.00	110.00	200.00	225.00
VEST FOR MEN AV.QLTY.	EACH	115.00	110.00	170.00	187.50	220.00	230.00
VEST/SHAMEEZ (WOMEN) AVG. QLTY	EACH	137.50	100.00	150.00	175.00	200.00	175.00
SOCKS NYLON (PAKISTANI)	PAIR	77.50	110.00	100.00	115.00	120.00	125.00
BRASSIER AV.QLTY.	EACH	95.00	110.00	200.00	160.00	240.00	245.00
BRASSIER SUP QLTY	EACH	250.00	490.00	600.00	387.50	650.00	650.00
DOPATTA GEORGETTE AV.QLTY.	EACH	375.00	260.00	200.00	337.50	450.00	450.00
DOPATTA COTTON AV QLTY	EACH	245.00	250.00	180.00	337.50	400.00	250.00
CHADDAR (W/WEAR) (2x2.5 MTR)	EACH	462.50	350.00	300.00	425.00	650.00	450.00
LUNGI/DHOTI(COTTON) AVG. QLTY	EACH	300.00	275.00	300.00	287.50	400.00	300.00
HANDKERCHIEF AVG. QLTY PAK	EACH	45.00	35.00	50.00	32.50	60.00	35.00
HANDKERCHIEF SUP. QLTY PAK	EACH	65.00	70.00	60.00	100.00	70.00	60.00
GLOVES AV QLTY	PAIR	72.50	110.00	115.00	115.00	150.00	175.00
AZARBAND COTTON AVG. QLTY	EACH	17.50	17.50	15.00	17.50	15.00	15.00
SEWING THREAD/REEL(ASLI PARI)	EACH	10.00	6.00	6.00	5.00	6.00	6.00
WASHING CHARGES PAINT & SHIRT	SUIT	100.00	160.00	150.00	125.00	70.00	70.00
DRY CLEANING SUIT COAT PANT	SUIT	350.00	375.00	392.50	487.50	350.00	400.00
WASHING CH. (KAMIZ-SHALWAR)	PAIR	80.00	100.00	70.00	95.00	60.00	70.00
TAILORING SHIRT	EACH	400.00	400.00	300.00	475.00	300.00	500.00
TAILORING CHARGES PANT (MEN)	EACH	675.00	800.00	500.00	650.00	500.00	500.00
TAILORING COAT-PANT SUIT	SUIT	5750.00	3750.00	3050.00	5750.00	4000.00	4000.00
TAILORING AWAMI-SUIT (MALE)	SUIT	425.00	550.00	500.00	600.00	500.00	650.00
TAILORING SUIT FEMALE	SUIT	400.00	550.00	300.00	525.00	400.00	550.00
GENTS SHOES PAUL BATA	PAIR	1199.00	1299.00	1199.00	1199.00	1199.00	1199.00
GENTS SANDAL BATA	PAIR	699.00	699.00	699.00	699.00	699.00	699.00
GENTS SPOUNG CHAPPAL BATA	PAIR	199.00	199.00	199.00	199.00	199.00	199.00
LADIES SANDAL BATA	PAIR	499.00	499.00	499.00	499.00	499.00	499.00

Contd.

7.11 Intercity Consumer Prices August, 2016

Description	Unit	Vehari	Sargodha	Mianwali	Bahawal-pur	Bahawal-nagar	R.Y. Khan
LADIES SPOUNG CHAPPAL BATA	PAIR	179.00	179.00	179.00	179.00	179.00	179.00
CHILD SHOE POWER LITE BATA	PAIR	599.00	599.00	599.00	599.00	599.00	599.00
GENTS SHOE, ART 1109 SERVICE	PAIR	999.00	999.00	999.00	999.00	999.00	999.00
NYLON JOGGER 27 SIZE 2-5 ***	PAIR	1299.00	1299.00	1299.00	1299.00	1299.00	1299.00
CHINA FOOT WEAR AV. QLTY (MALE) *	PAIR	675.00	575.00	400.00	1150.00	500.00	500.00
CHINA FOOT WEAR AV. QLTY (FEMALE) *	PAIR	425.00	550.00	400.00	1150.00	400.00	400.00
CHINA FOOT WEAR AV. QLTY (CHILDREN) *	PAIR	387.50	400.00	400.00	875.00	400.00	400.00
SHOE REPAIR HALF SOLE	PAIR	65.00	150.00	80.00	110.00	100.00	100.00
SHOES POLISH CHARGES AVERAGE SHOP	PAIR	25.00	20.00	15.00	20.00	22.50	25.00
HOUSE RENT (combined)	MONTH	5179.00	6423.00	4039.00	7876.00	4578.00	4693.00
rent 2	pm	5179.00	6423.00	4039.00	7876.00	4578.00	4693.00
RENT3	PM	5179.00	6423.00	4039.00	7876.00	4578.00	4693.00
RENT4	PM	5179.00	6423.00	4039.00	7876.00	4578.00	4693.00
RENT5	PM	5179.00	6423.00	4039.00	7876.00	4578.00	4693.00
RENT6	PM	5179.00	6423.00	4039.00	7876.00	4578.00	4693.00
SYNTHETIC ENEMAL ROBIALAC BALTI 3.64 LTR.	EACH	2258.00	1947.74	1700.00	2258.00	2262.00	2262.00
SYNTHETIC ENEMAL ICI BALTI 3.64 LTR.	EACH	2191.00	2135.00	1975.00	2184.00	2191.00	2191.00
CEMENT (LOCAL) SPECIFY BRAND NAME	BAG	535.00	550.00	540.00	550.00	530.00	520.00
BRICKS (NEW) IST CLASS	P/1000	5250.00	7300.00	5300.00	5000.00	4525.00	6000.00
CEMENT BLOCKS (6"x8"x12")	P/100	0.00	0.00	0.00	0.00	0.00	3700.00
BAJREE	100CFT	5550.00	3800.00	3000.00	5200.00	5500.00	5500.00
SAND (BLACK PIT SAND)	K100CFT	1600.00	1450.00	2500.00	2300.00	2000.00	2000.00
TIMBER SHESHAM LOG IST QUALITY	cubmt.	51502.00	63566.00	44000.00	49440.50	56501.00	56494.00
IRON BAR (M.S. BAR) 1/2"	P/TON	71500.00	62500.00	64000.00	70750.00	61500.00	60000.00
CARPANTER WAGE RATE	P/DAY	575.00	800.00	1000.00	675.00	700.00	800.00
MASON (RAJ) WAGE RATE	P/DAY	687.50	1000.00	1000.00	775.00	700.00	800.00
UNSKILLED LABOUR WAGE RATE	P/DAY	350.00	600.00	500.00	450.00	400.00	400.00
PLUMBER WAGE RSTE	P/DAY	700.00	1000.00	1000.00	675.00	700.00	800.00
ELECTICIAN WAGE RATE PER DAY **	P/DAY	650.00	900.00	1000.00	0.00	700.00	0.00
ELECTICIAN WAGE RATE PER POINT **	P/PNT	70.00	120.00	75.00	100.00	100.00	100.00
WATER CHARGES PER HOUSE	P/MONTH	50.00	125.00	100.00	60.00	100.00	70.00
ELECT.CHARGES UPTO 50 UNITS	P/UNIT	2.00	2.00	0.00	2.00	2.00	2.00
ELECT.CHARGES 01 - 100 UNIT	P/UNIT	6.18	6.18	6.18	6.18	6.18	6.18
ELECT.CHARGES 101 - 300 UNIT	P/UNIT	9.54	9.54	9.54	9.54	9.54	9.54
ELECT.CHARGES 301 - 1000 UNIT	P/UNIT	16.39	16.39	16.39	16.39	16.39	16.39
ELECT.CHARGES ABOVE 1000 UNIT	P/UNIT	18.39	18.39	18.39	18.39	18.39	18.39
ELEC	PM	10.50	10.50	10.50	10.50	10.50	10.50
GAS CHRg upto 3.3719 MMBTU	MMBTU	128.70	128.70	0.00	128.70	128.70	128.70
GAS CHRg 3.3719 - 6.7438 MMBTU	MMBTU	257.40	257.40	0.00	257.40	257.40	257.40
GAS CHRg 6.7438 - 10.1157 MMBTU	MMBTU	257.40	257.40	0.00	257.40	257.40	257.40
GAS CHRg10.1157 - 13.4876 MMBTU	MMBTU	702.00	702.00	0.00	702.00	702.00	702.00
GAS	PM	702.00	702.00	0.00	702.00	702.00	702.00
GAS	PM	409.50	409.50	0.00	409.50	409.50	409.50
KEROSENE OIL	LTR	90.00	75.00	75.00	66.00	80.00	90.00
FIREWOOD WHOLE	40 KG.	470.00	500.00	400.00	625.00	500.00	450.00
CHAIR SHESHAM WOOD WITH ARMS **	EACH	2150.00	2900.00	1800.00	2900.00	3000.00	1400.00
CHAIR PLASTIC (CHAIRMAN) AVERAGE QUALITY	EACH	650.00	950.00	800.00	1450.00	850.00	850.00
TABLE SHESHAM WOOD (4X2X5") ***	EACH	3100.00	4100.00	3600.00	7800.00	10000.00	6000.00
SOFASET WOODEN WITH FOAM SEAT **	SET	15500.00	18000.00	15000.00	30000.00	16000.00	20000.00
COT IRON (WITH NIWAR)AV.QLTY.	EACH	1550.00	2100.00	2000.00	3900.00	2200.00	2500.00
ALMIRAH (STEEL) 6'X3' 20 GUAGE	EACH	12500.00	11000.00	8500.00	14500.00	12000.00	8000.00
DINNING TABLE 6 CHAIRS A.QLTY	SET	30000.00	24500.00	14000.00	33000.00	25000.00	30000.00
SINGLE BED WITHOUT FOAM MED.	EACH	5750.00	5750.00	4000.00	9250.00	6500.00	6500.00
MATRESS SINGLE(4"THICK)	EACH	5075.00	5000.00	4500.00	5700.00	5700.00	5700.00
FARSHI DARI 12'X9' AV.QLTY	EACH	1275.00	1350.00	1500.00	1950.00	1500.00	1300.00
DARI COTTON (6'x2 1/2') AV.QL	EACH	375.00	550.00	725.00	1550.00	800.00	450.00
CARPET PLAIN AV. QLTY	SQFT.	25.00	37.50	55.00	27.50	42.00	35.00
QUILT (LIHAF) 3 KG. COTTON	EACH	950.00	1650.00	1000.00	1350.00	1200.00	800.00
BLANKET (90" x 54")	EACH	4750.00	4750.00	3200.00	4900.00	4400.00	4000.00
BEDSHEET SINGLE BED SUP.QLTY	EACH	625.00	775.00	500.00	1450.00	700.00	500.00
BED SHEET DOUBLE WITH TWO PILLOW COVERS SUP QLTY	SET	1225.00	1350.00	850.00	2250.00	2500.00	1800.00

Contd.

7.11 Intercity Consumer Prices August, 2016

Description	Unit	Vehari	Sargodha	Mianwali	Bahawal-pur	Bahawal-nagar	R.Y. Khan
TOWEL(3'x2') AV. QALTY	EACH	285.00	190.00	280.00	187.50	450.00	300.00
CEILING FAN 48" SUPER QLTY **	EACH	3000.00	3750.00	3350.00	2600.00	3395.00	3000.00
PEDESTAL FAN 22" SUPER QLTY	EACH	4500.00	4350.00	4000.00	4000.00	4870.00	4300.00
REFG. DAWLENCE 10 CFT. D.DOOR	EACH	30400.00	30000.00	28500.00	29200.00	32400.00	30500.00
D-FREEZER WAVES 8 CFT.	EACH	34500.00	30000.00	0.00	31000.00	30500.00	29000.00
AIRCONDITIONER 1.5 TON PEL	EACH	35000.00	35000.00	41000.00	38500.00	38500.00	41000.00
SPLIT AIR CONDITIONER 1.5 TON (SPECIFY BRAND NAME)	EACH	47400.00	33825.00	41000.00	46000.00	45000.00	43000.00
AIRCOOLER SUPER ASIA	EACH	14800.00	14750.00	10000.00	14600.00	16500.00	11375.00
WASHING MACHINE SINGER	EACH	15600.00	16500.00	15000.00	18650.00	15850.00	18650.00
SEWING MACHINE(SINGER)	EACH	6050.00	5810.00	5210.00	5995.00	6200.00	6900.00
GIZER LARGE SIZE 30 GALLON CAPACITY SUP QLTY	EACH	23000.00	19500.00	14800.00	18000.00	17500.00	17200.00
GAS BURNER DOUBLE SPFY.BRAND	EACH	1650.00	1900.00	1550.00	1750.00	2200.00	2000.00
ELECT. IRON PHILIPS MDL.1120	EACH	2250.00	2500.00	1600.00	1400.00	2000.00	2200.00
ELECTRIC JUICER FOR APPLE	EACH	7800.00	4250.00	6500.00	4800.00	6000.00	4350.00
S.STEEL DEGHCHI MEDIUM SIZE ***	EACH	750.00	475.00	525.00	1150.00	570.00	570.00
ALUMINIUM COOKING PAN (DEGCHI) MED SIZE	EACH	595.00	475.00	500.00	1050.00	1500.00	1500.00
NON STICK COOKING PAN (DEGCHI) SUP. QLTY	EACH	765.00	825.00	800.00	2100.00	1600.00	1600.00
FRYING PAN STEEL AVG. QLTY MED. SIZE	EACH	290.00	235.00	350.00	700.00	570.00	570.00
TAWA IORN (MEDIUM SIZE) AVG. QLTY	EACH	325.00	210.00	350.00	350.00	350.00	235.00
S.STEEL PLATE A.QLTY.(M.SIZE)	EACH	72.50	55.00	90.00	95.00	75.00	75.00
TABLE SPOON S.STEEL SUP.QLTY.	DOZEN	437.50	525.00	300.00	587.50	450.00	360.00
WATER SET JUG+6 GLASSES (OMROC)	SET	520.00	500.00	600.00	675.00	415.00	412.00
TEA SET PAK. CHINAWARE 21 PCS.	SET	2000.00	1900.00	1500.00	2300.00	1950.00	2100.00
DINNER SET PLASTIC 72 PIECES SUPERIOR QLTY	SET	5550.00	5500.00	7000.00	7250.00	7800.00	7400.00
HOTPOT SET PLASTIC 3 PCS.	SET	1475.00	1450.00	1200.00	2050.00	1250.00	1250.00
BUCKET(BALTI) PLASTIC MED.SIZ	EACH	325.00	375.00	300.00	462.50	370.00	220.00
LOTA PLASTIC (MED SIZE) AVERAGE QUALITY	EACH	55.00	50.00	70.00	75.00	80.00	50.00
PRESURE COOKER 4 LTR.	EACH	1675.00	1300.00	1225.00	2100.00	1580.00	1580.00
WATER COOLER 9/10 LTR.PLASTIC ***	EACH	675.00	675.00	800.00	975.00	600.00	480.00
THERMOS STARVAC 1 LTR	EACH	475.00	450.00	400.00	600.00	450.00	450.00
BULB PHILIPS 100-WATTS	EACH	31.25	30.00	30.00	30.00	30.00	30.00
TUBE LIGHT PHILIPS 40 WATTS	EACH	100.00	100.00	110.00	100.00	100.00	100.00
ELECTRIC BLUBS "0" WATTE LOCAL	EACH	20.00	27.50	20.00	20.00	20.00	25.00
ELECTRIC BLUB ENERGY SAVER 14 WATTS	EACH	165.00	175.00	150.00	167.50	170.00	175.00
WASHING SOAP 250 GMS SPECIFY BRAND NAME	EACH	40.00	40.00	35.00	40.00	40.00	40.00
SURF EXCEL 400 GMS POLY BAG	EACH	130.00	104.00	130.00	104.00	104.00	130.00
WASHING POWDER 1000 GRM	EACH	185.00	150.00	150.00	185.00	185.00	185.00
WASHING POWDER (WHEEL/ BONUS) 100 GRAMS	EACH	90.00	90.00	125.00	90.00	90.00	90.00
CLEANSER POWDER VIM 1000 GM	PKT.	83.33	77.77	75.00	83.33	83.33	83.33
FINIS 500 ML	BOTTLE	160.00	218.75	155.00	237.50	250.00	200.00
PHNYLE TYPHONE/FINIS/CARRANITE 3 LITRES	BOTTLE	145.00	150.00	170.00	165.00	160.00	160.00
HARPIC	BOTTLE	150.00	150.00	150.00	150.00	150.00	150.00
BOOT POLISH CHERRY/KIWI 50ML	EACH	125.00	105.00	105.00	125.00	105.00	105.00
ROBIN BLUE (35 GRAMS)	PKT.	50.00	55.00	55.00	55.00	50.00	50.00
TISSU PAPER PERFUMED 100 PCS.	PKT	110.00	105.00	135.00	110.00	120.00	110.00
TOILET PAPER ROLL (R.PETEL)	P/ROLL	40.00	37.50	40.00	40.00	40.00	40.00
BOOT POLISH LIQUID CHEERY BLOSSOM KIWI 75 ML	BOTTLE	150.00	150.00	130.00	150.00	150.00	150.00
MATCH BOX SMALL	EACH	3.00	2.50	2.00	2.50	2.00	2.00
DRY CELL 1.5 VOLT(LOCAL)	EACH	25.00	25.00	25.00	20.00	30.00	25.00
HAND STITCHING NEEDLE M.SIZE	PACKET	10.00	10.00	9.00	10.00	6.00	6.00
SEWING MACHINE NEEDLE (SINGER)	EACH	5.00	5.00	5.00	5.00	8.50	8.50
HOUSEHOLD SERVANT FEMALE P/T	P/MNTH	1500.00	3750.00	2500.00	2000.00	2000.00	1500.00
MARRIAGE HALL WITH FURNITURE	P/HEAD	125.00	170.00	60.00	95.00	105.00	90.00
SEPTRAN TABLETS	10TAB.	19.30	20.00	19.00	19.30	19.30	19.30
BRUFEN TABS 200-MG.	10TAB.	12.00	10.00	10.00	10.00	10.00	10.00
PANADOL TAB. EXTRA/PLAIN	10TAB.	12.00	12.00	12.00	12.00	12.00	12.00
DISPRIN TAB.	10TAB.	12.40	12.00	12.40	12.40	12.40	12.40
TRISIL TAB.	10 TAB	10.00	10.00	10.00	10.00	10.00	10.00
FLAGYL TAB. 200 MG.	10TAB.	10.00	11.20	10.00	10.00	10.00	10.00
VENTOLIN TAB. 2MG.	10TAB.	9.90	10.00	10.00	10.00	10.00	10.00
DAONIL TAB. 5 MG.	10TAB.	16.92	17.00	17.00	16.92	17.00	16.66

Contd.

7.11 Intercity Consumer Prices August, 2016

Description	Unit	Vehari	Sargodha	Mianwali	Bahawal-pur	Bahawal-nagar	R.Y. Khan
ENTOX TAB.	10TAB.	10.00	15.00	15.00	10.00	10.00	10.00
RENITEC TAB. 5 MG.	10TAB.	58.50	58.50	58.50	58.50	58.50	58.50
CAC. 1000 TAB	BOTTLE	122.00	122.00	122.00	122.00	122.00	122.00
AMOXIL CAPSOLE 250 MG.S	10CAP.	35.70	36.00	35.60	35.60	35.70	35.70
CALCIUM SYRUP SANDOZ	BOTTLE	64.00	64.00	64.00	64.00	64.00	64.00
LEDERPLEX SYRUP	BOTTLE	35.00	35.00	52.00	35.00	52.74	52.74
SANCOS SYRUP (50 ML.)	BOTTLE	30.00	30.00	30.00	30.00	30.00	30.00
PHENERGAN SYRUP 120 ML.	BOTTLE	33.00	33.00	34.00	33.00	33.00	33.00
CALPOL SYRUP 60 ML.	BOTTLE	28.00	28.00	28.00	28.00	28.00	28.00
HYDRYLLIN SYRUP 120 ML.	BOTTLE	65.00	65.00	65.00	65.00	65.00	65.00
POLYFAX EYE OINTMENT	TUBE	21.00	21.00	21.00	21.00	21.00	21.00
BETNESOL EYE DROPS	BOTTLE	33.89	33.89	33.89	33.89	33.89	33.87
EAR DROPS (CARDISPORINE) ***	BOTTLE	21.00	21.00	21.00	21.00	21.00	21.00
BETNOVATE-N OINTMENT 5 GMS	TUBE	16.67	17.00	16.00	16.68	16.00	16.00
BURNOL CREAM 30 GRM	TUBE	16.00	16.00	16.00	16.00	16.00	16.00
VICKS VAPORUB/BALM	BOTTLE	36.00	36.00	36.00	36.00	36.00	36.00
GLYCRINE SMALL BOTTLE	BOTTLE	20.00	20.00	25.00	20.00	25.00	20.00
JOUHAR JOSHANDA	PKT.	8.00	8.00	8.00	8.00	8.00	8.00
GALXOS-D (450 GRMS)	PKT.	157.50	157.50	140.00	157.50	157.50	157.50
GRUPE-WATER WOODWARDS	BOTTLE	55.00	55.00	55.00	55.00	55.00	55.00
SANIPLAST ONE PUTTY	EACH	2.00	2.00	2.00	2.00	1.50	1.50
O.R.S. (NIMCOL)	PKT.	17.00	17.00	17.00	17.00	17.00	15.00
DETTOL (MEDIUM)	BOTTLE	46.80	46.00	46.80	46.80	46.80	56.18
COTTON BANDAGE 2" - 4"	EACH	8.00	5.00	10.00	7.00	10.00	8.00
THERMOMETER CHINA	EACH	45.00	50.00	50.00	50.00	40.00	40.00
DOCTOR (MBBS) CLINIC FEE	P/PAT.	100.00	175.00	300.00	200.00	300.00	300.00
URINE TEST (DR) CHARGES	P/TEST	50.00	50.00	100.00	90.00	50.00	60.00
BLOOD TEST (CP) CHARGES	P/TEST	225.00	275.00	250.00	225.00	120.00	100.00
SUGAR TEST (RANDOM/FASTING BOTH) CHARGES	P/TEST	60.00	100.00	140.00	120.00	100.00	150.00
ECG CHARGES	P/TEST	200.00	225.00	225.00	200.00	150.00	150.00
X-RAY (CHEST) CHARGES	P/X-RAY	300.00	350.00	350.00	250.00	200.00	250.00
CAR SUZUKI 800 CC (W/O. A/C)	EACH	640000.00	630000.00	625000.00	660000.00	645000.00	640000.00
CAR SUZUKI 1000 CC	EACH	1094000.00	1050000.00	1050000.00	1149000.00	1044000.00	1070200.00
CAR TOYOTA 1300 CC	EACH	0.00	1645500.00	1441000.00	1658000.00	0.00	1620000.00
CAR HONDA CIVIC	EACH	0.00	2160000.00	0.00	0.00	2125000.00	2150000.00
MOTORCYCLE HONDA CD-70.	EACH	63500.00	63500.00	63500.00	63500.00	63500.00	63500.00
MOTORCYCLE YAMAHA 100CC.	EACH	79500.00	79500.00	79500.00	80500.00	84500.00	85000.00
MOTOR CYCLE HERO 70 CC	EACH	43000.00	42500.00	44500.00	47500.00	50000.00	50000.00
BICYCLE WITH TYRES & TUBES	EACH	7200.00	7750.00	7500.00	7350.00	7800.00	7900.00
TYRE CAR WITH TUBE GENERAL	EACH	3700.00	2700.00	3200.00	3800.00	2500.00	2500.00
TYRE MOTOR CYCLE WITHOUT TUBE	EACH	962.50	875.00	1250.00	1125.00	1000.00	925.00
TYRE CYCLE SPECIFY BRAND NAME	EACH	355.00	400.00	350.00	350.00	350.00	350.00
TYRE CAR W/O TUBE	EACH	2650.00	3250.00	2800.00	3500.00	2500.00	2500.00
PETROL SUPER	LITRE	65.10	64.80	65.90	65.45	65.70	66.40
HIGH SPEED DIESEL HSD	LITRE	73.30	72.95	73.90	74.10	74.40	74.90
CNG	K.G.	67.50	67.50	0.00	67.50	67.50	67.50
GAS CYLINDER STAND. SIZE	EACH	750.00	900.00	900.00	880.00	750.00	825.00
MOTOR CYCLE SERVICE CHARGES	EACH	175.00	300.00	300.00	360.00	250.00	250.00
CAR SERVICE CHARGES	EACH	275.00	325.00	400.00	350.00	250.00	300.00
TYRE PUNCTURE CHARGES	EACH	50.00	80.00	100.00	70.00	90.00	60.00
CYCLE OVERHAULING CHARGES	EACH	195.00	325.00	350.00	200.00	300.00	150.00
CAR TAX FOR 800CC TO 1300CC	YEARLY	2650.00	2650.00	2650.00	2650.00	2650.00	2650.00
TRAIN FARE ECO. 1-100 KM.	P/KM.	0.68	0.68	0.68	0.68	0.00	0.68
TRAIN FARE ECO. 101-500 KM.	P/KM.	0.98	0.98	0.98	0.98	0.00	0.98
TRAIN FARE ECO. > 500 KM.	P/KM.	0.89	0.89	0.89	0.89	0.00	0.89
TRAIN FARE IST SLP. 1-100KM	P/KM.	2.10	2.10	2.10	2.10	0.00	2.10
TRAIN FARE IST SLP.101-500 KM	P/KM.	2.59	2.59	2.59	2.59	0.00	2.59
TRAIN FARE IST SLP. > 500 KM	P/KM.	1.99	1.99	1.99	1.99	0.00	1.99
TRAIN FARE A/C SLP. 1-100KM.	P/KM.	5.76	5.76	5.76	5.76	0.00	5.76
TRAIN FARE A/C SLP.101-500KM	P/KM.	4.59	4.59	4.59	4.59	0.00	4.59
TRAIN FARE A/C SLP > 500KM.	P/KM.	4.16	4.16	4.16	4.16	0.00	4.16

Contd.

7.11 Intercity Consumer Prices August, 2016

Description	Unit	Vehari	Sargodha	Mianwali	Bahawal-pur	Bahawal-nagar	R.Y. Khan
PLATEFORM TICKET	EACH	10.00	10.00	10.00	10.00	0.00	10.00
AUTO RICKSHAW FARES	KM/MIN	35.00	50.00	60.00	80.00	50.00	40.00
FULL TONGA CHARGES	KM/MIN	0.00	0.00	75.00	70.00	0.00	0.00
TAXI 4 SEATER FARE	KM/MIN	50.00	50.00	50.00	60.00	100.00	90.00
BUS FARE MIN (WITHIN CITY)	TICKET	0.00	9.00	0.00	0.00	0.00	0.00
BUS FARE MAX (WITHIN CIT)	TICKET	0.00	21.00	0.00	0.00	0.00	21.00
BUS FARE OUTSIDE CITY	P/KM.	0.86	0.86	0.86	0.86	0.86	0.86
A/C BUS FARE OUTSIDE CITY	P/KM.	1.37	2.00	1.20	1.51	1.00	1.33
MINIBUS FARE MIN.WITH IN CITY	TICKET	0.00	0.00	0.00	0.00	0.00	0.00
MINIBUS FARE MAX.WITH IN CITY	TICKET	0.00	0.00	0.00	0.00	0.00	0.00
SUZUKI FARE MIN.WITH IN CITY	TICKET	0.00	13.75	15.00	12.00	10.00	0.00
SUZUKI FARE MAXIMUM W.IN CITY	TICKET	0.00	15.00	25.00	18.00	25.00	0.00
AIR FARE ECONOMY CLASS.	P/KM.	0.00	19.26	0.00	19.26	0.00	0.00
POSTAL ENVELOPE DOMESTIC	EACH	8.00	8.00	8.00	8.00	8.00	8.00
ENVELOPE FOR SAUDI ARABIA	EACH	50.00	50.00	50.00	50.00	50.00	50.00
POSTAL REGISTRATION CHARGES	EACH	38.00	38.00	30.50	38.00	38.00	38.00
U.M.S. REG CHARGES MIN.	EACH	59.00	59.00	59.00	59.00	59.00	59.00
T.C.S. CH. MIN.WITH IN ZONE	EACH	160.00	150.00	160.00	150.00	150.00	150.00
TELEPHONE CHARGES LOCAL CALL	P/CALL	3.94	3.94	3.94	3.94	3.94	3.94
TEL CHARGES OUT SIDE CITY	P/CALL	3.94	3.94	3.94	3.94	3.94	3.94
INTERNET CHARGES	P/HOUR	50.00	40.00	45.00	50.00	27.50	27.50
MOBILE CELL CHARGES	P/UNIT	3.00	3.00	3.00	4.50	2.50	3.06
FAX CHARGES (LOCAL)	P/PAGE	20.00	25.00	15.00	15.00	20.00	10.00
TELEPHONE SET AV. QLTY	EACH	1275.00	900.00	525.00	1150.00	800.00	650.00
MOBILE SET NOKIA/SONY/ERICSON/SAMSUNG WITHOUT CAMERA	EACH	3155.00	2600.00	3200.00	5200.00	3650.00	3650.00
T.V. 20" COLORED WEGA H-A21.	EACH	19000.00	22000.00	23250.00	23800.00	18000.00	17500.00
T.V 20" COLOR CHINA/KORIA)	EACH	6650.00	6500.00	14250.00	15300.00	13000.00	12000.00
V.C.P. PANASONIC/LG/NAT	EACH	0.00	0.00	6500.00	5500.00	5000.00	0.00
DVD/VCD PLAYER PANASONIC/LG	EACH	4100.00	5750.00	4500.00	4950.00	5000.00	5500.00
RADIO WITH C.PLAYER NATIONAL	EACH	1500.00	4500.00	3000.00	2100.00	1800.00	1250.00
PERSONNEL COMPUTER (BRANDED)	EACH	45000.00	20000.00	43250.00	35000.00	65000.00	50000.00
VID. CASSETTE BLK. TDK/SONY	EACH	280.00	165.00	150.00	200.00	180.00	100.00
COM. C.D. (TDK/IMATION)	EACH	77.50	55.00	30.00	45.00	50.00	35.00
TAPE RECORDER CASSETTE BLANK	EACH	75.00	50.00	50.00	55.00	50.00	40.00
VIDEO GAME SEGA 16 BYTE	EACH	1200.00	0.00	1500.00	1650.00	1150.00	1150.00
CINEMA A/C. HIGH CLASS	TICKET	0.00	110.00	0.00	0.00	0.00	0.00
CINEMA NON-A/C HIGH CLASS	TICKET	0.00	0.00	0.00	35.00	0.00	30.00
CABLE CHARGES	P/MONT	300.00	250.00	250.00	275.00	300.00	250.00
TV.LICENCE FEE DOMESTIC	YEARLY	420.00	420.00	420.00	420.00	420.00	420.00
ENGLISH BOOK CLASS V1	EACH	77.00	77.00	77.00	77.00	77.00	77.00
ENGLISH BOOK CLASS IX OR X	EACH	130.00	130.00	130.00	130.00	130.00	130.00
ENG. BOOK IST.YR COMPLETE SET	EACH	84.00	84.00	84.00	84.00	84.00	84.00
ENGLISH BOOK BA/B.SC	EACH	178.00	178.00	178.00	178.00	178.00	178.00
URDU BOOK CLASS V (T.B.BORD)	EACH	59.00	59.00	59.00	59.00	59.00	59.00
URDU BOOK CLASS IX/X(T.B.B)	EACH	139.00	139.00	139.00	139.00	139.00	139.00
URDU BOOK IST.YEAR/INTER	EACH	53.00	53.00	53.00	53.00	53.00	53.00
URDU BOOK BA/B.SC	EACH	140.00	140.00	140.00	140.00	140.00	140.00
MATHS BOOK CALSS V (T.B.B)	EACH	78.00	78.00	78.00	78.00	78.00	78.00
MATHS BOOK CLASS IX OR X	EACH	279.00	279.00	279.00	279.00	279.00	279.00
MATHS BOOK IST.YEAR (T.B.B)	EACH	156.00	156.00	156.00	156.00	156.00	156.00
PAKISTAN STUDIES BOOK BA/B.SC	EACH	125.00	125.00	125.00	125.00	125.00	125.00
DAILY "DAWN"	P/COPY	19.00	19.00	19.00	19.00	19.00	19.00
DAILY "JANG"	P/COPY	12.00	12.00	12.00	12.00	12.00	12.00
DAILY "NAWA-E-WAQT"	P/COPY	12.00	12.00	12.00	12.00	12.00	12.00
WEEKLY "AKHBAR-E-JAHAN"	P/COPY	55.00	55.00	55.00	55.00	55.00	55.00
WEEKLY "MAG"	P/COPY	45.00	45.00	45.00	45.00	50.00	45.00
MONTHLY "NAUNEHAL DIGEST"	P/COPY	35.00	35.00	35.00	35.00	35.00	35.00
PAPER FOOLSCAPE (27"x17")	QUIRE	50.00	60.00	45.00	27.50	50.00	50.00
EXERCISE.BOOK LINED 80/100 PGS	EACH	50.00	60.00	45.00	70.00	70.00	70.00
PENCILGOLDFISH/DEER	EACH	6.50	6.50	7.00	5.00	7.50	7.00
PEN INK DOLLOR 57 ML BOTTLE	EACH	20.00	20.00	20.00	20.00	25.00	25.00

Contd.

7.11 Intercity Consumer Prices August, 2016

Description	Unit	Vehari	Sargodha	Mianwali	Bahawal-pur	Bahawal-nagar	R.Y. Khan
PHOTOSTATE PAPER 70 GM	PRT	310.00	350.00	330.00	280.00	350.00	360.00
BALL PEN (local)	EACH	5.00	7.00	7.00	5.00	8.00	8.00
FOUNTAIN PEN HERO/WINGS/CHINA	EACH	50.00	50.00	50.00	45.00	50.00	50.00
PRIVATE SCHOOL FEE ENGLISH MEDIUM AVERAGE STANDARD (CLASS I)	P/MONTH	1225.00	1100.00	1200.00	3342.50	1250.00	1500.00
PRIVATE SCHOOL FEE ENGLISH MEDIUM AVERAGE STANDARD (CLASS V)	P/MONTH	1287.50	1500.00	1600.00	3342.50	1262.50	2000.00
PRIVATE SCHOOL FEE ENGLISH MEDIUM AVERAGE STANDARD (CLASS VI)	P/MONTH	1350.00	1650.00	2000.00	3392.50	1350.00	2200.00
PRIVATE SCHOOL FEE ENGLISH MEDIUM AVERAGE STANDARD (CLASS X)	P/MONTH	1537.50	2250.00	2420.00	3517.50	1850.00	2500.00
PRIVATE MEDICLE COLLEGE FEE MBBS (1ST YEAR)	P/MONTH	0.00	0.00	0.00	0.00	0.00	0.00
PRIVATE ENGINEERING COLLEGE FEE (ISTR YEAR)	P/MONTH	0.00	0.00	14800.00	0.00	0.00	0.00
GOVT. COLLEGE FEE 1ST. YEAR	MONTH	50.00	50.00	50.00	50.00	50.00	50.00
GOVT. COLLEGE FEE 4TH. YEAR	MONTH	60.00	60.00	60.00	60.00	60.00	60.00
GOVT. UNIVERSITY FEE MSC.	MONTH	183.33	80.00	100.00	110.00	110.00	110.00
GOVT. MED. COLLEGE FEE MBBS	MONTH	0.00	0.00	0.00	1289.00	0.00	1050.00
GOVT. ENGG. COLL. FEE I YEAR	MONTH	0.00	600.00	0.00	2000.00	0.00	500.00
COACHING FEE FOR CLASS IX/X	P/MONTH	1800.00	500.00	2500.00	1500.00	1100.00	1000.00
COACHING CHARGES FOR CLASS 1ST YEAR/INTER (SCIENCE)	P/MONTH	1800.00	900.00	2800.00	1750.00	1500.00	1200.00
COACHING CHARGES FOR CLASS 1ST YEAR/INTER (COMMERCE)	P/MONTH	2500.00	600.00	1000.00	1500.00	1500.00	1000.00
I.T. TUITION FEES	P/MONTH	3150.00	1166.00	0.00	2417.00	0.00	2000.00
MBA TUITION FEES	P/MONTH	3150.00	1916.66	0.00	2750.00	0.00	4585.00
BREAD TANDOORI ST. SIZE	EACH	5.00	6.50	7.00	5.00	7.00	6.00
COOKED MUTTON (AV. HOTEL)	PLATE	150.00	350.00	140.00	125.00	150.00	150.00
COOKED BEEF (AV. HOTEL)	PLATE	115.00	110.00	120.00	70.00	120.00	70.00
COOKED DAL (AV. HOTEL)	PLATE	50.00	45.00	50.00	50.00	40.00	52.50
CHICKEN BIRYANI FULL/DOUBLE	PLATE	155.00	120.00	170.00	125.00	150.00	120.00
TEA PREPARED (ORDINARY)	CUP	20.00	20.00	20.00	15.00	20.00	20.00
HAIRCUT CHARGES FOR MEN	P/CUT	90.00	90.00	50.00	95.00	60.00	60.00
BEAUTY PORL HAIR STYL CHARGE	P/STY.	262.50	275.00	250.00	390.00	300.00	300.00
SHAVING CHARGES	PER SHV	45.00	55.00	40.00	50.00	30.00	30.00
LIPSTICK S.MISS/MEDORA	EACH	110.00	110.00	110.00	90.00	120.00	120.00
NAIL POLISH S.MISS/MEDORA	EACH	70.00	115.00	95.00	95.00	60.00	60.00
PERFUME MED.SIZE MEDORA/BROACH	EACH	200.00	200.00	120.00	200.00	200.00	200.00
HAIR-OIL AMLA/CHAMBELI	BOTTLE	120.00	120.00	110.00	120.00	120.00	120.00
TOILET SOAP LUX 95 GRAMS	EACH	32.00	33.00	32.00	34.70	38.00	35.15
TOILET SOAP LIFEBOUY 140 GRM	EACH	37.00	37.00	37.00	37.00	37.00	37.00
TOILET SOAP SAFEGUARD BATH SIZE	EACH	46.00	48.00	46.00	48.00	46.00	46.00
TOOTHPASTE MACKLINES 70 GRM	EACH	50.00	50.00	50.00	50.00	50.00	50.00
TOOTHPAST MED SIZE CLGATE 70 GMS	EACH	65.00	65.00	40.00	60.67	65.00	65.00
TOOTHBRUSH SHEILD A/PLAUQUE	EACH	45.00	40.00	50.00	25.00	35.00	25.00
TOOTHPOWDER DENTONIC 90 GRM	EACH	32.00	32.00	25.00	32.00	32.00	28.00
HAIR-COLOUR BEGIN (6 GMS)	EACH	105.00	105.00	100.00	105.00	105.00	105.00
HAIR COLOUR (KALAKOLA)	BOTTLE	130.00	130.00	120.00	130.00	130.00	130.00
FACECREAM PONDS (MEDIUM)	EACH	120.00	120.00	120.00	120.00	120.00	120.00
TALC POWDER VICE ROAY,B.CAT	EACH	152.50	150.00	145.00	145.00	150.00	160.00
BLADE TREET ORDINARY 10'S	PKT.	35.00	40.00	40.00	30.00	35.00	30.00
BLADE 7-O-CLOCK STAIN. 5'S	PKT.	30.00	30.00	35.00	35.00	35.00	30.00
SHAMPOO SUNSILK/PAINTIN 100 ML	BOTTLE	99.00	110.00	99.00	110.00	111.00	111.00
BEAUTY CREAM (FAIR & LOVELY)	EACH	185.00	185.00	175.00	185.00	185.00	185.00
HAIR REMOVING CREAM (EU-CREAM)	TUBE	70.00	60.00	70.00	65.00	65.00	60.00
GEL MEDIUM SIZE	BOTTLE	60.00	115.00	200.00	100.00	135.00	100.00
DISPOSABLE RAZOR GILLET-II	EACH	45.00	40.00	45.00	40.00	45.00	42.00
SHAVING CREAM TOUCH-ME/ADM.	EACH	65.00	65.00	65.00	70.00	65.00	70.00
GOLD TEZABI 24 CT	10 GM.	44324.00	45524.00	45610.00	44564.00	44410.00	44478.00
SILVER TEZABI 24 CT	10 GM.	634.00	650.00	610.00	643.00	630.00	600.00
ARTIFICIAL JEWELLARY SET	SET	637.50	600.00	1000.00	725.00	1000.00	300.00
WRIST WATCH GENTS CITIZEN (ORIGINAL) ***	EACH	3500.00	7000.00	4100.00	7800.00	3200.00	3200.00
WRIST WATCH LADIES CITIZEN (ORIGINAL) ***	EACH	3500.00	7000.00	4100.00	7600.00	3200.00	3200.00
WALL CLOCK QUARTZ AV.QLTY	EACH	662.50	612.50	600.00	1100.00	500.00	500.00
SUITCASE REXIN (24"x16"x6")	EACH	945.00	1850.00	1700.00	1600.00	1800.00	1500.00
TRUNK MEDIUM SIZE ***	EACH	943.75	1800.00	2000.00	1800.00	1400.00	1400.00
PURSE LADIES (LEATHER) AVERAGE QUALITY	EACH	660.00	650.00	700.00	1100.00	1300.00	1500.00

7.11 Intercity Consumer Prices August, 2016

Description	Unit	Karachi	Hyder- abad	Nawab- shah	Mirpur-khas	Mithi	Sukkar	Larkana	Dadu
WHEAT	10 KG.	350.00	330.00	347.50	300.00	306.25	312.50	320.00	350.00
WHEAT FLOUR FINE/SUPERIOR.	KG.	47.35	47.00	46.25	49.00	49.00	40.00	45.00	40.00
WHEAT FLOUR AVG. QLTY	KG.	41.62	42.00	38.75	38.00	38.50	39.00	39.00	35.00
WHEAT FLOUR BAG	10 KG.	420.96	420.00	367.00	380.00	395.00	367.50	370.00	400.00
MAIDA	KG.	51.54	50.00	48.75	45.00	47.50	65.00	44.50	45.00
SUJI	KG.	51.54	50.00	48.75	45.00	46.50	60.00	50.00	50.00
BESAN AV. QLTY.	KG.	157.50	168.13	160.00	175.00	177.50	160.00	149.00	160.00
RICE BASMATI SUP. QLTY.	KG.	153.08	130.00	110.00	105.00	105.00	140.00	100.00	120.00
RICE BASMATI 385/386	KG.	82.50	70.00	80.00	60.00	62.50	65.00	57.50	60.00
RICE BASMATI BROKEN AV.QLTY	KG.	69.13	74.38	90.50	50.00	47.50	65.00	60.00	40.00
RICE IRRI-6 (SINDH/PUNJAB)	KG.	43.65	45.00	51.25	40.00	41.00	52.50	36.00	30.00
VERMICELLI	KG.	85.87	80.00	82.50	85.00	85.00	80.00	67.50	100.00
BREAD PLAIN MEDIUM SIZE	EACH	45.00	44.00	50.00	45.00	45.00	50.00	45.00	50.00
RUSK (PAPAY)	KG.	188.27	175.00	200.00	140.00	150.00	230.00	250.00	240.00
BISCUITS-PACKED	PKT	40.00	35.00	35.00	35.00	35.00	35.00	37.50	35.00
BISCUIT-BAKERY (LOOSE)	250 GM	87.12	77.50	90.00	50.00	50.00	60.00	130.00	60.00
CORNFLAKS FAUJI 225 GM.	PKT	171.00	166.50	198.00	180.00	180.00	176.00	195.00	162.00
SAMOSAS (VEGATABLE)	EACH	12.87	10.00	7.25	12.00	9.00	11.00	15.00	15.00
PASTRY AV.QLTY.	EACH	25.19	19.00	20.00	15.00	11.00	12.50	37.50	20.00
PATTIES (VEGATABLES)	EACH	17.65	10.50	10.00	15.00	11.00	12.50	30.00	10.00
NIMCO	250 GM	88.46	60.00	90.00	60.00	60.00	70.00	80.00	50.00
CHIPS	250 GM	97.31	70.00	100.00	60.00	60.00	75.00	100.00	60.00
BEEF WITH BONE AV.QLTY.	KG	375.00	310.00	350.00	240.00	0.00	310.00	310.00	300.00
MUTTON AV.QLTY.	KG	675.58	618.75	595.00	600.00	550.00	590.00	600.00	600.00
CHICKEN FARM BROILER (LIVE)	KG	120.27	120.00	197.50	92.00	93.00	130.00	102.50	160.00
FISH-RAHU MEDIUM SIZE	KG	326.73	253.13	300.00	300.00	325.00	290.00	275.00	300.00
MILK FRESH (UNBOILED)	LTR.	82.77	80.00	90.00	75.00	65.00	80.00	80.00	90.00
CURD	KG.	120.00	106.00	108.75	90.00	80.00	95.00	95.00	100.00
MILK TETRA PACK 1/2 LTR.	PKT.	60.00	50.00	60.00	60.00	60.00	60.00	60.00	60.00
LACTOGEN 400 GRAMS	PKT.	425.00	425.00	420.00	420.00	427.50	430.00	425.00	430.00
POWDER MILK NIDO 400GM.	PKT	380.00	380.00	370.00	360.00	360.00	380.00	380.00	380.00
MILK POWDER LOOSE/PACKED	KG.	506.54	562.50	560.00	480.00	480.00	480.00	712.50	370.00
BUTTER LOCAL PACKED	50 GM.	25.92	25.00	38.00	32.50	25.00	27.50	27.00	30.00
EGGS FARM	DOZ	95.69	97.00	87.50	90.00	110.00	96.00	80.00	85.00
MUSTARD OIL AV.QLTY.	KG.	167.60	140.00	157.50	127.50	132.50	127.50	200.00	160.00
COOKING OIL (DALDA)	2.5LTR	468.00	469.00	440.00	490.00	490.00	468.00	455.00	450.00
COOKING OIL (PAKWAN) OTHER BRAND SPECIFY	2.5 LTR	435.00	345.00	355.00	420.00	430.00	468.00	390.00	400.00
VEGETABLE GHEE TIN	2.5KG.	453.00	452.00	460.00	480.00	480.00	453.00	440.00	450.00
VEGETABLE GHEE (LOOSE)	KG.	142.60	150.00	155.00	150.00	150.00	140.00	115.00	120.00
DATES AV.QLTY.	KG.	221.54	135.00	150.00	145.00	75.00	175.00	180.00	200.00
PISTACHIO AV.QLTY.	50 GM.	145.00	120.00	107.50	70.00	77.50	150.00	117.50	120.00
ALMONDS WHOLE AV.QLTY.	KG.	1177.31	600.00	1200.00	700.00	725.00	850.00	1350.00	800.00
COCONUT DRY AV.QLTY.	KG.	316.54	227.50	242.50	210.00	217.50	280.00	240.00	280.00
RAISINS AV.QLTY.	50 GM.	27.50	20.00	23.75	20.00	20.00	25.00	20.00	20.00
GROUNDNUTS (WITH SHELL)	KG.	253.85	145.00	140.00	140.00	150.00	240.00	145.00	150.00
MALTA/MOSAMBI	DOZ	0.00	0.00	0.00	0.00	0.00	0.00	0.00	0.00
KINNU	DOZ	0.00	0.00	0.00	0.00	0.00	0.00	0.00	0.00
APPLE	KG	106.15	61.88	112.50	85.00	90.00	90.00	130.00	140.00
ALOO BUKHARA	KG	201.15	200.00	180.00	145.00	165.00	170.00	225.00	150.00
POMEGRANATE (ANNAR)	KG	0.00	0.00	0.00	190.00	195.00	0.00	275.00	0.00
GRAPES	KG	178.46	162.50	200.00	110.00	145.00	100.00	160.00	200.00
BANANAS	DOZ	70.77	51.25	42.50	55.00	55.00	70.00	80.00	60.00
MANGO KALMI	KG	109.23	85.00	0.00	75.00	110.00	70.00	97.50	60.00
GUAVA	KG	97.69	60.00	0.00	75.00	75.00	50.00	0.00	0.00
WATERMELON (TURBOOZ)	KG	0.00	0.00	0.00	0.00	0.00	0.00	0.00	0.00
MUSKMELON (KHARBOOZA)	KG	0.00	0.00	0.00	0.00	0.00	0.00	0.00	0.00
SWEETMELON (GARMA)	KG	61.54	60.00	52.50	75.00	85.00	40.00	50.00	70.00
PULSE MASOOR (WHOLE)	KG.	145.19	110.63	140.00	130.00	132.50	130.00	110.00	120.00
PULSE MASOOR (WASHED)	KG.	154.62	141.88	152.50	140.00	142.50	145.00	140.00	140.00
PULSE MOONG (WASHED)	KG.	166.54	144.38	157.50	140.00	152.50	155.00	150.00	140.00
PULSE MASH (WASHED)	KG.	273.08	251.88	260.00	230.00	232.50	270.00	250.00	240.00

Contd.

7.11 Intercity Consumer Prices August, 2016

Description	Unit	Karachi	Hyder- abad	Nawab- shah	Mirpur-khas	Mithi	Sukkar	Larkana	Dadu
PULSE GRAM	KG.	166.35	160.00	127.50	150.00	160.00	165.00	150.00	150.00
GRAM WHOLE BLACK AV.QLTY.	KG.	150.96	140.00	70.00	140.00	142.50	160.00	145.00	90.00
GRAM WHOLE YELLOW AV.QLTY	KG.	197.69	180.00	122.50	220.00	215.00	190.00	220.00	160.00
BEANS (LAL LOBIA)	KG.	145.19	112.50	118.75	102.50	112.50	155.00	150.00	160.00
POTATOES	KG	28.37	28.13	28.75	25.00	27.50	27.50	27.50	25.00
ONION	KG	27.02	27.50	32.50	22.50	22.50	20.00	27.50	20.00
TURNIP	KG	0.00	0.00	0.00	0.00	0.00	0.00	0.00	0.00
RADISH	KG	0.00	0.00	0.00	0.00	0.00	0.00	0.00	0.00
TOMATOES	KG	59.81	61.25	38.75	60.00	52.50	50.00	65.00	50.00
CABBAGE	KG	0.00	0.00	0.00	0.00	0.00	0.00	0.00	0.00
CAULIFLOWER	KG	0.00	0.00	0.00	0.00	0.00	0.00	0.00	0.00
BRINJAL	KG	57.69	57.50	32.50	32.50	32.50	45.00	45.00	40.00
PUMPKIN	KG	54.81	43.75	47.50	55.00	0.00	40.00	40.00	40.00
BOTTLEGOURD	KG	84.62	57.50	55.00	60.00	62.50	50.00	40.00	60.00
LADY FINGER	KG	94.42	75.00	97.50	110.00	110.00	80.00	90.00	60.00
PEAS	KG	0.00	0.00	0.00	0.00	0.00	0.00	0.00	0.00
SPINACH	KG	0.00	0.00	0.00	0.00	0.00	0.00	0.00	0.00
TINDA	KG	74.81	77.50	57.50	80.00	75.00	60.00	40.00	60.00
TURAI	KG	66.73	41.88	37.50	80.00	82.50	50.00	40.00	60.00
KARAILA	KG	71.15	58.13	57.50	55.00	52.50	80.00	60.00	60.00
ARVI	KG	83.85	75.63	82.50	60.00	67.50	50.00	60.00	60.00
CHILLIES GREEN	KG	73.85	63.75	61.25	37.50	37.50	50.00	55.00	45.00
CARROT	KG	0.00	0.00	0.00	0.00	0.00	0.00	0.00	0.00
CUCUMBER (KHEERA)	KG	69.42	58.13	80.00	80.00	75.00	50.00	45.00	40.00
LEMON	250GM	43.46	30.00	42.50	32.50	35.00	20.00	20.00	20.00
SUGAR REFINED	KG.	72.27	70.00	65.50	69.00	69.00	70.00	70.00	70.00
GUR AV.QLTY	KG.	95.00	90.00	67.50	82.50	82.50	95.00	85.00	90.00
HONEY LANGANESE 500 GM.	BOTTLE	808.65	800.00	830.00	740.00	740.00	750.00	820.00	800.00
MILO 200 GM.	BOTTLE	210.00	215.00	180.00	209.00	190.00	206.00	225.00	200.00
CUSTARD POWDER RAFHAN 300 GM.	PKT	75.00	75.00	75.00	85.00	85.00	80.00	80.00	80.00
TOFFEE (HILAL)	EACH	1.00	1.00	1.00	1.00	1.00	1.00	2.00	1.00
CHOWKELATE CANDY (SMALL SIZE)	EACH	5.00	5.00	10.00	5.00	5.00	5.00	5.00	5.00
SWEETMEAT (MIXED)	KG	491.35	380.00	385.00	325.00	290.00	380.00	480.00	400.00
ICE CREAM WALLS	CUP.	40.00	40.00	41.25	40.00	40.00	40.00	45.00	40.00
ICE	KG	10.00	10.00	20.00	10.00	10.00	9.00	17.50	10.00
JAM AHMED/MITCHELLES	BOTTLE	130.00	130.00	130.00	140.00	140.00	130.00	135.00	130.00
SQUASH-MITCHELLES	BOTTLE	165.00	160.00	140.00	160.00	160.00	150.00	150.00	150.00
ROOH AFZA	BOTTLE	160.00	160.00	160.00	160.00	160.00	170.00	150.00	160.00
JAM-E-SHIREEN	BOTTLE	170.00	170.00	150.00	160.00	160.00	170.00	150.00	160.00
SAUNF	50 GM	22.58	20.00	20.00	10.00	12.00	20.00	20.00	20.00
CINAMON LOOSE AV. QLTY	50 GM.	32.50	25.00	40.00	20.00	20.00	30.00	20.00	20.00
CUMINSEED WHITE NATIONAL	50 GM.	52.00	52.00	53.75	50.00	50.00	52.00	55.00	54.00
PEPPER BLACK NATIONAL	50 GM.	96.00	105.00	96.00	100.00	100.00	96.00	110.00	100.00
CLOVES LOOSE AV.QLTY	50 GM.	78.37	90.00	87.50	63.75	62.50	80.00	80.00	90.00
CARDAMOM LARGE LOOSE AV.QLTY	50 GM.	175.00	120.00	160.00	140.00	150.00	150.00	125.00	90.00
CARDAMOM SMALL AV.QLTY	50 GM.	84.04	70.00	92.50	60.00	65.00	80.00	80.00	70.00
SALT-POWDERED (LAHORI) LOOSE	KG.	12.00	10.00	13.50	10.00	10.00	10.00	10.00	12.00
SALT POWDERED (NATIONAL/SHAN)	KG.	25.00	25.00	28.00	20.00	20.00	25.00	25.00	25.00
CHILLIES POWD.NATIONAL 200GM	PKT	105.00	105.00	105.00	105.00	105.00	105.00	105.00	105.00
CHILLIES POWDER LOOS	KG.	322.31	300.00	242.50	220.00	225.00	265.00	250.00	260.00
CORRIANDER SEED POWD.NATIONAL	PKT	104.00	104.00	104.00	104.00	104.00	104.00	104.00	104.00
CORRIANDER SEED (LOOSE)	KG.	267.50	200.00	257.50	170.00	175.00	240.00	240.00	240.00
TURMERIC POWD.NATIONAL 50GM	PKT.	35.00	35.00	35.00	35.00	35.00	35.00	35.00	35.00
CURRY POWD. NATIONAL 200 GM	PKT.	86.00	87.00	86.00	86.00	86.00	87.00	86.00	86.00
TOMATO KETCHUP AHMED/MITCHL	BOTTLE	80.00	75.00	70.00	85.00	85.00	90.00	120.00	90.00
PICKLES AHMED/MITCHELLES	BOTTLE	120.00	105.00	104.00	90.00	90.00	115.00	120.00	125.00
VINEGAR SYNTHETIC (SIRKA)	BOTTLE	70.00	50.00	90.00	65.00	65.00	80.00	90.00	85.00
GARLIC	KG	286.15	285.00	250.00	300.00	310.00	250.00	240.00	180.00
GINGER	KG	118.27	120.00	150.00	115.00	125.00	100.00	100.00	140.00
TAPAL DANEDAR TEA 200GM PACKET	PKT	157.89	157.89	176.00	150.00	150.00	158.00	155.78	158.00
TEA LIPTON YELLOW LABEL 200GM.	PKT.	157.89	157.89	180.00	150.00	150.00	158.00	157.89	158.00

Contd.

7.11 Intercity Consumer Prices August, 2016

Description	Unit	Karachi	Hyder- abad	Nawab- shah	Mirpur-khas	Mithi	Sukkar	Larkana	Dadu
TEA LOOSE KENYA AV.QLTY 250GM.	PKT.	149.23	130.00	157.50	150.00	175.00	130.00	127.50	135.00
COFFEE-NESCAFE 75 GM. **	BOTTLE	350.00	300.00	320.00	300.00	300.00	320.00	315.00	360.00
COLD DRINK (STANDARD SIZ)	BOTTLE	25.00	25.00	25.00	25.00	25.00	25.00	25.00	25.00
FRUIT JUICE TETRA PACK	PKT.	18.23	20.00	20.00	15.00	15.00	15.00	20.00	20.00
MINERAL WATER NESTLE 1.5 LTR	BOTTLE	50.00	50.00	50.00	50.00	50.00	47.50	45.00	50.00
CIGARETTES K-2 10'S **	PKT	65.00	65.00	60.00	65.00	65.00	65.00	62.00	60.00
CIGARETTES CAPSTAN 10'S **	PKT	75.00	75.00	75.00	70.00	70.00	70.00	67.00	70.00
CIGARETTES GOLD LEAF 20'S	PKT	135.00	140.00	140.00	140.00	140.00	130.00	125.00	130.00
CIGARETTES MORVEN GOLD 20'S	PKT	75.00	75.00	70.00	70.00	70.00	72.50	67.00	70.00
BETEL LEAVES	50GM.	91.15	70.00	70.00	70.00	85.00	86.25	80.00	100.00
BETEL NUTS	KG.	292.31	275.00	320.00	400.00	390.00	400.00	280.00	350.00
LONG CLOTH 57" GUL AHMED/AL-KARAM	METER	181.15	225.00	300.00	170.00	170.00	230.00	200.00	230.00
SHIRTING AV.QLTY.	METER	162.31	140.00	205.00	100.00	95.00	120.00	150.00	130.00
PANT CLOTH W & WEAR AV.QLTY	METER	384.90	387.50	450.00	300.00	300.00	450.00	350.00	300.00
LAWN PRINTED GUL AHMED/AL-KARAM	METER	415.00	240.00	400.00	270.00	275.00	375.00	370.75	230.00
GEORGETTE AV.QLTY	METER	114.71	110.00	225.00	135.00	135.00	150.00	130.00	100.00
LINEN AV.QLTY ***	METER	159.23	130.00	150.00	140.00	150.00	140.00	175.00	110.00
HEAVY WT SUITING LAWERNCPUR AVG QLTY	METER	2200.00	1250.00	1400.00	1400.00	1400.00	1250.00	1100.00	900.00
HEAVY WT SUITING LAWERNCPUR SUP QLTY	METER	2700.00	2250.00	2300.00	1400.00	1500.00	1500.00	1300.00	1300.00
TROPICAL SUITING LAW.PUR	METER	1475.00	1100.00	926.00	900.00	900.00	1000.00	900.00	750.00
PANT BOY 24"/26" LENGTH.	EACH	593.27	420.00	900.00	400.00	350.00	400.00	450.00	600.00
SHIRT BOY 24"/26" LENGTH	EACH	481.73	375.00	800.00	300.00	300.00	400.00	430.00	450.00
SCHOOL UNI. PANT,SHIRT BOYS	SUIT	776.92	683.33	937.50	700.00	700.00	600.00	700.00	590.00
SCHOOL UNI. KAMEEZ,SHAL.BOYS	SUIT	619.23	633.33	850.00	600.00	600.00	600.00	700.00	475.00
SCHOOL UNI. KAMEEZ,SHAL.GIRL	SUIT	676.92	562.50	900.00	700.00	725.00	600.00	700.00	560.00
FROCK W/WEAR GIRLS	EACH	1321.15	1200.00	900.00	600.00	500.00	900.00	600.00	800.00
AWAMI-SUIT W & W(BOY) 24"/26	SUIT	1030.77	700.00	1037.50	800.00	750.00	900.00	800.00	685.00
AWAMI-SUIT W&W (GENTS)AV.QLTY	SUIT	1811.54	1200.00	1600.00	1200.00	1000.00	1000.00	950.00	960.00
PULLOVER GENTS OXFORD/BON.	EACH	3100.00	2410.00	3200.00	2000.00	2000.00	2200.00	1300.00	2750.00
PULLOVER LADIES OXFORD/BON.	EACH	3060.00	2310.00	3000.00	1800.00	1800.00	2000.00	1800.00	2300.00
PULLOVER (GENTS) OTHERS A.QTY	EACH	917.31	900.00	1575.00	600.00	700.00	800.00	700.00	600.00
SECOND-HAND COAT FOR MEN	EACH	410.58	300.00	262.50	425.00	525.00	400.00	375.00	300.00
SECONDHAND SWEETER FOR MEN DUP QLTY	EACH	265.96	140.00	412.50	325.00	325.00	225.00	275.00	200.00
SECONDHAND WINTER JACKET	EACH	457.69	225.00	462.50	280.00	265.00	400.00	375.00	250.00
UNDERWEAR AV.QLTY MEDIUM SIZE	EACH	177.69	76.88	180.00	80.00	77.50	110.00	150.00	60.00
VEST FOR MEN AV.QLTY.	EACH	184.62	95.00	117.50	80.00	70.00	100.00	135.00	100.00
VEST/SHAMEEZ (WOMEN) AVG. QLTY	EACH	146.54	150.00	350.00	75.00	72.50	120.00	150.00	140.00
SOCKS NYLON (PAKISTANI)	PAIR	76.54	60.00	110.00	80.00	52.50	90.00	90.00	50.00
BRASSIER AV.QLTY.	EACH	180.00	111.25	250.00	137.50	82.50	135.00	180.00	100.00
BRASSIER SUP QLTY	EACH	335.00	200.00	400.00	365.00	365.00	300.00	280.00	200.00
DOPATTA GEORGETTE AV.QLTY.	EACH	243.08	200.00	350.00	325.00	310.00	225.00	300.00	250.00
DOPATTA COTTON AV QLTY	EACH	265.38	150.00	300.00	225.00	260.00	175.00	250.00	200.00
CHADDAR (W/WEAR) (2x2.5 MTR)	EACH	515.38	312.50	1000.00	350.00	350.00	275.00	520.00	350.00
LUNGI/DHOTI(COTTON) AVG. QLTY	EACH	318.27	287.50	300.00	350.00	310.00	250.00	480.00	250.00
HANDKERCHIEF AVG. QLTY PAK	EACH	53.08	30.00	60.00	42.50	45.00	50.00	50.00	50.00
HANDKERCHIEF SUP. QLTY PAK	EACH	86.15	60.00	120.00	65.00	60.00	77.50	100.00	120.00
GLOVES AV QLTY	PAIR	57.69	60.00	82.50	75.00	65.00	90.00	55.00	100.00
AZARBAND COTTON AVG. QLTY	EACH	15.00	11.00	23.75	11.00	9.00	20.00	27.50	15.00
SEWING THREAD/REEL(ASLI PARI)	EACH	7.00	6.00	7.00	10.00	10.00	7.00	7.00	8.00
WASHING CHARGES PAINT & SHIRT	SUIT	73.08	105.00	50.00	60.00	50.00	55.00	100.00	40.00
DRY CLEANING SUIT COAT PANT	SUIT	319.23	263.33	150.00	200.00	200.00	250.00	280.00	160.00
WASHING CH. (KAMIZ-SHALWAR)	PAIR	73.46	75.00	80.00	50.00	50.00	50.00	62.50	30.00
TAILORING SHIRT	EACH	454.81	356.25	450.00	200.00	250.00	400.00	375.00	350.00
TAILORING CHARGES PANT (MEN)	EACH	738.46	696.88	500.00	250.00	250.00	600.00	550.00	600.00
TAILORING COAT-PANT SUIT	SUIT	5288.46	3450.00	4000.00	3000.00	3000.00	4000.00	3500.00	3200.00
TAILORING AWAMI-SUIT (MALE)	SUIT	644.23	646.88	600.00	400.00	300.00	550.00	650.00	500.00
TAILORING SUIT FEMALE	SUIT	709.62	456.25	500.00	400.00	300.00	550.00	650.00	250.00
GENTS SHOES PAUL BATA	PAIR	1199.00	1199.00	1199.00	1199.00	1199.00	1199.00	1199.00	1199.00
GENTS SANDAL BATA	PAIR	699.00	699.00	699.00	699.00	699.00	699.00	699.00	699.00
GENTS SPOUNG CHAPPAL BATA	PAIR	179.00	179.00	179.00	179.00	179.00	179.00	179.00	179.00
LADIES SANDAL BATA	PAIR	499.00	499.00	499.00	499.00	499.00	499.00	499.00	499.00

Contd.

7.11 Intercity Consumer Prices August, 2016

Description	Unit	Karachi	Hyder- abad	Nawab- shah	Mirpur-khas	Mithi	Sukkar	Larkana	Dadu
LADIES SPOUNG CHAPPAL BATA	PAIR	179.00	179.00	179.00	179.00	179.00	179.00	179.00	179.00
CHILD SHOE POWER LITE BATA	PAIR	599.00	599.00	599.00	599.00	599.00	599.00	599.00	599.00
GENTS SHOE, ART 1109 SERVICE	PAIR	999.00	999.00	999.00	999.00	999.00	999.00	999.00	999.00
NYLON JOGGER 27 SIZE 2-5 ***	PAIR	1299.00	1299.00	1299.00	1299.00	1299.00	1299.00	1299.00	1299.00
CHINA FOOT WEAR AV. QLTY (MALE) *	PAIR	780.77	550.00	600.00	450.00	400.00	500.00	750.00	800.00
CHINA FOOT WEAR AV. QLTY (FEMALE) *	PAIR	763.46	400.00	400.00	250.00	240.00	425.00	300.00	450.00
CHINA FOOT WEAR AV. QLTY (CHILDREN) *	PAIR	630.77	400.00	380.00	200.00	220.00	425.00	300.00	591.00
SHOE REPAIR HALF SOLE	PAIR	135.38	80.00	82.00	70.00	50.00	65.00	180.00	50.00
SHOES POLISH CHARGES AVERAGE SHOP	PAIR	22.12	20.00	20.00	12.50	10.00	15.00	20.00	10.00
HOUSE RENT (combined)	MONTH	10702.00	5735.00	3556.00	4749.00	3364.00	5824.00	4500.00	3319.00
rent 2	pm	10702.00	5735.00	3556.00	4749.00	3364.00	5824.00	4500.00	3319.00
RENT3	PM	10702.00	5735.00	3556.00	4749.00	3364.00	5824.00	4500.00	3319.00
RENT4	PM	10702.00	5735.00	3556.00	4749.00	3364.00	5824.00	4500.00	3319.00
RENT5	PM	10702.00	5735.00	3556.00	4749.00	3364.00	5824.00	4500.00	3319.00
RENT6	PM	10702.00	5735.00	3556.00	4749.00	3364.00	5824.00	4500.00	3319.00
SYNTHETIC ENEMAL ROBIALAC BALTI 3.64 LTR.	EACH	1880.00	1609.50	1600.00	1850.00	1850.00	1900.00	2100.00	1650.00
SYNTHETIC ENEMAL ICI BALTI 3.64 LTR.	EACH	1880.00	2070.00	1890.00	1850.00	1850.00	1900.00	2000.00	1700.00
CEMENT (LOCAL) SPECIFY BRAND NAME	BAG	572.31	580.00	570.00	550.00	550.00	580.00	570.00	550.00
BRICKS (NEW) IST CLASS	P/1000	11000.00	5000.00	6000.00	4450.00	5100.00	5000.00	4750.00	3188.75
CEMENT BLOCKS (6"x8"x12")	P/100	3046.15	2550.00	3800.00	0.00	0.00	0.00	0.00	2600.00
BAJREE	100CFT	4769.23	2862.50	2800.00	3300.00	4750.00	3500.00	3750.00	2500.00
SAND (BLACK PIT SAND)	K100CFT	0.00	1250.00	2500.00	0.00	2000.00	1500.00	1400.00	2000.00
TIMBER SHESHAM LOG IST QUALITY	cubmt.	56000.00	38860.00	28000.00	0.00	0.00	37022.00	44143.00	55500.00
IRON BAR (M.S. BAR) 1/2"	P/TON	61461.54	60000.00	76000.00	59000.00	59500.00	60000.00	62000.00	63000.00
CARPENTER WAGE RATE	P/DAY	861.54	1000.00	900.00	700.00	600.00	750.00	800.00	600.00
MASON (RAJ) WAGE RATE	P/DAY	1061.54	1000.00	1000.00	700.00	600.00	750.00	800.00	1000.00
UNSKILLED LABOUR WAGE RATE	P/DAY	642.31	600.00	450.00	400.00	400.00	387.50	400.00	400.00
PLUMBER WAGE RSTE	P/DAY	861.54	1000.00	800.00	700.00	600.00	750.00	600.00	450.00
ELECTICIAN WAGE RATE PER DAY **	P/DAY	700.00	1000.00	700.00	0.00	0.00	0.00	600.00	400.00
ELECTICIAN WAGE RATE PER POINT **	P/PNT	159.23	100.00	200.00	100.00	75.00	87.50	120.00	60.00
WATER CHARGES PER HOUSE	P/MONTH	117.50	230.00	40.00	20.00	200.00	57.50	150.00	35.00
ELECT.CHARGES UPTO 50 UNITS	P/UNIT	2.00	2.00	2.00	2.00	2.00	2.00	2.00	2.00
ELECT.CHARGES 01 - 100 UNIT	P/UNIT	6.18	6.18	6.18	6.18	6.18	6.18	6.18	6.18
ELECT.CHARGES 101 - 300 UNIT	P/UNIT	9.54	8.11	9.54	9.54	9.54	9.54	9.54	9.54
ELECT.CHARGES 301 - 1000 UNIT	P/UNIT	16.39	16.39	16.39	16.39	16.39	16.39	16.39	16.39
ELECT.CHARGES ABOVE 1000 UNIT	P/UNIT	18.39	18.39	18.39	18.39	18.39	18.39	18.39	18.39
ELEC	PM	10.50	10.50	10.50	10.50	10.50	10.50	10.50	10.50
GAS CHRg upto 3.3719 MMBTU	MMBTU	128.70	128.70	128.70	128.70	0.00	128.70	128.70	128.70
GAS CHRg 3.3719 - 6.7438 MMBTU	MMBTU	257.40	257.40	257.40	257.40	0.00	257.40	257.40	257.40
GAS CHRg 6.7438 - 10.1157 MMBTU	MMBTU	257.40	257.40	257.40	257.40	0.00	257.40	257.40	257.40
GAS CHRg10.1157 - 13.4876 MMBTU	MMBTU	702.00	702.00	702.00	702.00	0.00	702.00	702.00	702.00
GAS	PM	702.00	702.00	702.00	702.00	0.00	702.00	702.00	702.00
GAS	PM	409.50	409.50	409.50	409.50	0.00	409.50	409.50	409.50
KEROSENE OIL	LTR	97.88	80.00	87.50	83.00	88.00	69.50	85.00	130.00
FIREWOOD WHOLE	40 KG.	615.38	550.00	450.00	460.00	410.00	400.00	400.00	450.00
CHAIR SHESHAM WOOD WITH ARMS **	EACH	1861.54	900.00	2000.00	1000.00	1100.00	2000.00	2550.00	1300.00
CHAIR PLASTIC (CHAIRMAN) AVERAGE QUALITY	EACH	880.77	650.00	800.00	500.00	650.00	700.00	850.00	800.00
TABLE SHESHAM WOOD (4X2X5") ***	EACH	6653.85	3616.67	6000.00	2700.00	2900.00	4500.00	7900.00	5500.00
SOFASET WOODEN WITH FOAM SEAT **	SET	19384.62	11166.67	18000.00	13500.00	12500.00	12500.00	17000.00	20000.00
COT IRON (WITH NIWAR)AV.QLTY.	EACH	2544.23	1500.00	2500.00	2000.00	2000.00	2250.00	3500.00	2600.00
ALMIRAH (STEEL) 6'X3' 20 GUAGE	EACH	9826.92	6416.67	10000.00	6750.00	7150.00	12000.00	10000.00	14000.00
DINNING TABLE 6 CHAIRS A.QLTY	SET	15615.38	13500.00	21000.00	11000.00	11000.00	19500.00	17250.00	25000.00
SINGLE BED WITHOUT FOAM MED.	EACH	6153.85	5533.33	6800.00	3500.00	3800.00	12500.00	5000.00	6500.00
MATRESS SINGLE(4"THICK)	EACH	5200.00	4750.00	4800.00	6100.00	6100.00	4500.00	5000.00	6100.00
FARSHI DARI 12'X9' AV.QLTY	EACH	1492.31	866.67	1450.00	850.00	850.00	900.00	1350.00	800.00
DARI COTTON (6'x2 1/2') AV.QL	EACH	565.38	323.33	700.00	400.00	500.00	350.00	575.00	300.00
CARPET PLAIN AV. QLTY	SQFT.	66.73	36.00	45.00	35.00	40.00	32.50	90.00	20.00
QUILT (LIHAF) 3 KG. COTTON	EACH	1619.23	512.50	900.00	600.00	700.00	1000.00	900.00	580.00
BLANKET (90" x 54")	EACH	2907.69	2500.00	4125.00	2000.00	2200.00	3750.00	3100.00	3500.00
BEDSHEET SINGLE BED SUP.QLTY	EACH	832.69	333.33	700.00	400.00	400.00	500.00	850.00	600.00
BED SHEET DOUBLE WITH TWO PILLOW COVERS SUP QLTY	SET	1592.31	575.00	1300.00	600.00	600.00	900.00	1500.00	1100.00

Contd.

7.11 Intercity Consumer Prices August, 2016

Description	Unit	Karachi	Hyder- abad	Nawab- shah	Mirpur-khas	Mithi	Sukkar	Larkana	Dadu
TOWEL(3'x2') AV. QALTY	EACH	266.35	180.00	300.00	140.00	150.00	225.00	220.00	150.00
CEILING FAN 48" SUPER QLTY **	EACH	3500.00	2800.00	3000.00	2900.00	2900.00	3250.00	3950.00	2600.00
PEDESTAL FAN 22" SUPER QLTY	EACH	4600.00	4000.00	3800.00	4000.00	4000.00	4200.00	3800.00	3800.00
REFG. DAWLENCE 10 CFT. D.DOOR	EACH	33000.00	30900.00	28000.00	28500.00	28500.00	34500.00	32000.00	28500.00
D-FREEZER WAVES 8 CFT.	EACH	28100.00	27900.00	28000.00	28000.00	28000.00	31000.00	33000.00	26000.00
AIRCONDITIONER 1.5 TON PEL	EACH	40000.00	44000.00	43000.00	35000.00	35000.00	52000.00	47000.00	55000.00
SPLIT AIR CONDITIONER 1.5 TON (SPECIFY BRAND NAME)	EACH	44500.00	46000.00	44500.00	39000.00	39000.00	45000.00	49000.00	44000.00
AIRCOOLER SUPER ASIA	EACH	10500.00	9000.00	9000.00	8800.00	9000.00	12300.00	12500.00	11000.00
WASHING MACHINE SINGER	EACH	15800.00	15600.00	14700.00	15600.00	15600.00	15900.00	15600.00	14700.00
SEWING MACHINE(SINGER)	EACH	6795.00	6095.00	5200.00	7200.00	7200.00	6500.00	5860.00	5200.00
GIZER LARGE SIZE 30 GALLON CAPACITY SUP QLTY	EACH	21000.00	22650.00	22000.00	15000.00	15000.00	17000.00	19800.00	17000.00
GAS BURNER DOUBLE SPFY.BRAND	EACH	2198.08	1500.00	1800.00	1600.00	1700.00	1800.00	1800.00	2000.00
ELECT. IRON PHILIPS MDL.1120	EACH	1600.00	1700.00	2000.00	1200.00	1500.00	1700.00	2500.00	2000.00
ELECTRIC JUICER FOR APPLE	EACH	5163.46	3600.00	6000.00	3000.00	3000.00	1700.00	5000.00	3500.00
S.STEEL DEGHCHI MEDIUM SIZE ***	EACH	715.38	500.00	700.00	480.00	490.00	600.00	560.00	500.00
ALUMINIUM COOKING PAN (DEGCHI) MED SIZE	EACH	715.38	450.00	362.00	370.00	380.00	450.00	560.00	450.00
NON STICK COOKING PAN (DEGCHI) SUP. QLTY	EACH	915.38	550.00	1000.00	550.00	560.00	550.00	560.00	900.00
FRYING PAN STEEL AVG. QLTY MED. SIZE	EACH	381.73	200.00	350.00	260.00	260.00	300.00	460.00	200.00
TAWA IORN (MEDIUM SIZE) AVG. QLTY	EACH	365.38	218.75	312.50	250.00	250.00	300.00	375.00	180.00
S.STEEL PLATE A.QLTY.(M.SIZE)	EACH	93.27	40.63	83.00	55.00	60.00	70.00	120.00	80.00
TABLE SPOON S.STEEL SUP.QLTY.	DOZEN	270.00	300.00	320.00	250.00	280.00	350.00	1200.00	250.00
WATER SET JUG+6 GLASSES (OMROC)	SET	615.38	400.00	787.50	350.00	370.00	550.00	500.00	600.00
TEA SET PAK. CHINAWARE 21 PCS.	SET	1624.62	950.00	1700.00	1250.00	1450.00	1750.00	1350.00	2500.00
DINNER SET PLASTIC 72 PIECES SUPERIOR QLTY	SET	7153.85	3000.00	5000.00	2600.00	2200.00	6250.00	4500.00	6200.00
HOTPOT SET PLASTIC 3 PCS.	SET	1330.77	1100.00	1200.00	1000.00	1000.00	1500.00	1800.00	1200.00
BUCKET(BALTI) PLASTIC MED.SIZ	EACH	415.38	270.00	700.00	300.00	290.00	300.00	450.00	300.00
LOTA PLASTIC (MED SIZE) AVERAGE QUALITY	EACH	83.46	50.00	60.00	50.00	50.00	67.50	57.50	50.00
PRESURE COOKER 4 LTR.	EACH	1861.54	1000.00	1800.00	850.00	900.00	1437.50	1800.00	1300.00
WATER COOLER 9/10 LTR.PLASTIC ***	EACH	615.38	400.00	927.00	600.00	630.00	600.00	500.00	500.00
THERMOS STARVAC 1 LTR	EACH	394.71	300.00	550.00	350.00	350.00	650.00	500.00	500.00
BULB PHILIPS 100-WATTS	EACH	35.00	30.00	30.00	30.00	30.00	30.00	30.00	40.00
TUBE LIGHT PHILIPS 40 WATTS	EACH	100.00	100.00	100.00	110.00	110.00	97.50	100.00	120.00
ELECTRIC BLUBS "0" WATTE LOCAL	EACH	25.00	25.00	25.00	20.00	20.00	22.00	20.00	25.00
ELECTRIC BLUB ENERGY SAVER 14 WATTS	EACH	170.00	190.00	160.00	110.00	110.00	155.00	170.00	120.00
WASHING SOAP 250 GMS SPECIFY BRAND NAME	EACH	14.00	30.00	36.00	25.00	25.00	26.00	30.00	30.00
SURF EXCEL 400 GMS POLY BAG	EACH	130.00	130.00	130.00	125.00	125.00	100.00	125.00	100.00
WASHING POWDER 1000 GRM	EACH	185.00	150.00	180.00	175.00	175.00	185.00	185.00	185.00
WASHING POWDER (WHEEL/ BONUS) 100 GRAMS	EACH	95.00	95.00	93.00	85.00	85.00	95.00	85.00	80.00
CLEANSER POWDER VIM 1000 GM	PKT.	70.00	77.77	75.00	70.00	70.00	70.00	70.00	80.00
FINIS 500 ML	BOTTLE	180.00	225.00	200.00	125.00	125.00	180.00	165.00	250.00
PHNYLE TYPHONE/FINIS/CARRANITE 3 LITRES	BOTTLE	140.00	120.00	180.00	110.00	110.00	135.00	150.00	150.00
HARPIC	BOTTLE	150.00	145.00	150.00	145.00	145.00	145.00	150.00	145.00
BOOT POLISH CHERRY/KIWI 50ML	EACH	105.00	122.22	100.00	100.00	100.00	102.50	100.00	100.00
ROBIN BLUE (35 GRAMS)	PKT.	35.00	25.67	35.00	30.00	30.00	30.00	30.00	45.00
TISSU PAPER PERFUMED 100 PCS.	PKT	123.27	110.00	100.00	90.00	90.00	100.00	150.00	100.00
TOILET PAPER ROLL (R.PETEL)	P/ROLL	42.00	32.00	35.00	40.00	35.00	35.00	40.00	30.00
BOOT POLISH LIQUID CHEERY BLOSSOM KIWI 75 ML	BOTTLE	140.00	135.00	150.00	120.00	120.00	140.00	130.00	150.00
MATCH BOX SMALL	EACH	2.00	2.00	3.00	3.00	3.00	2.50	2.50	2.00
DRY CELL 1.5 VOLT(LOCAL)	EACH	15.00	15.00	25.00	20.00	20.00	25.00	20.00	25.00
HAND STITCHING NEEDLE M.SIZE	PACKET	9.31	6.00	8.00	5.00	5.00	10.00	9.00	6.00
SEWING MACHINE NEEDLE (SINGER)	EACH	5.00	6.00	9.00	5.00	5.00	8.00	7.00	5.00
HOUSEHOLD SERVANT FEMALE P/T	P/MNTH	2653.85	1025.00	2000.00	800.00	800.00	1625.00	2000.00	1500.00
MARRIAGE HALL WITH FURNITURE	P/HEAD	301.54	95.63	70.00	90.00	60.00	150.00	150.00	80.00
SEPTRAN TABLETS	10TAB.	15.00	15.00	13.75	16.00	15.75	17.00	17.00	20.00
BRUFEN TABS 200-MG.	10TAB.	10.00	10.00	10.00	10.00	10.00	10.00	12.00	10.00
PANADOL TAB. EXTRA/PLAIN	10TAB.	12.00	12.00	10.00	12.00	12.00	13.00	12.00	12.00
DISPRIN TAB.	10TAB.	13.00	12.00	12.00	13.00	12.00	12.50	10.00	12.00
TRISIL TAB.	10 TAB	10.00	10.00	10.00	10.00	10.00	10.00	10.00	10.00
FLAGYL TAB. 200 MG.	10TAB.	10.00	10.00	10.00	10.00	10.00	10.00	10.00	10.00
VENTOLIN TAB. 2MG.	10TAB.	10.00	10.00	10.00	10.00	10.00	10.00	10.00	10.00
DAONIL TAB. 5 MG.	10TAB.	17.00	17.00	18.00	17.00	17.00	17.00	16.00	17.00

Contd.

7.11 Intercity Consumer Prices August, 2016

Description	Unit	Karachi	Hyder- abad	Nawab- shah	Mirpur-khas	Mithi	Sukkar	Larkana	Dadu
ENTOX TAB.	10TAB.	10.00	10.00	10.00	10.00	10.00	10.00	10.00	15.00
RENITEC TAB. 5 MG.	10TAB.	58.50	58.50	60.00	58.00	58.00	60.00	55.00	58.50
CAC. 1000 TAB	BOTTLE	122.00	122.00	122.00	122.00	122.00	122.00	122.00	122.00
AMOXIL CAPSOLE 250 MG.S	10CAP.	35.70	35.66	37.75	35.00	35.00	36.00	36.00	35.60
CALCIUM SYRUP SANDOZ	BOTTLE	64.00	64.00	64.00	64.00	64.00	64.00	64.00	64.65
LEDERPLEX SYRUP	BOTTLE	35.00	35.00	35.00	35.00	35.00	35.00	35.00	50.00
SANCOS SYRUP (50 ML.)	BOTTLE	30.00	30.00	30.00	30.00	30.00	30.00	30.00	30.00
PHENERGAN SYRUP 120 ML.	BOTTLE	33.00	33.00	33.00	33.00	33.00	33.00	33.00	33.00
CALPOL SYRUP 60 ML.	BOTTLE	28.00	28.00	28.00	28.00	28.00	28.00	28.00	28.00
HYDRYLLIN SYRUP 120 ML.	BOTTLE	65.00	65.00	65.00	65.00	65.00	65.00	65.00	65.00
POLYFAX EYE OINTMENT	TUBE	21.00	21.00	21.00	21.00	21.00	22.00	21.00	21.00
BETNESOL EYE DROPS	BOTTLE	33.89	33.89	33.89	33.89	33.89	33.89	33.89	33.89
EAR DROPS (CARDISPORINE) ***	BOTTLE	25.00	21.00	21.00	23.00	23.00	21.00	21.00	21.00
BETNOVATE-N OINTMENT 5 GMS	TUBE	16.68	16.00	16.00	16.00	16.00	16.00	16.00	16.00
BURNOL CREAM 30 GRM	TUBE	0.00	0.00	0.00	0.00	0.00	0.00	0.00	0.00
VICKS VAPORUB/BALM	BOTTLE	36.00	36.00	36.00	36.00	36.00	36.00	36.00	36.00
GLYCRINE SMALL BOTTLE	BOTTLE	20.00	25.00	30.00	15.00	15.00	15.00	15.00	15.00
JOUHAR JOSHANDA	PKT.	8.00	8.00	7.00	8.00	8.00	8.00	8.00	8.00
GALXOS-D (450 GRMS)	PKT.	157.50	157.50	140.00	150.00	150.00	157.50	140.00	145.00
GRUPE-WATER WOODWARDS	BOTTLE	55.00	55.00	50.00	55.00	55.00	55.00	50.00	55.00
SANIPLAST ONE PUTTY	EACH	2.00	2.00	2.00	1.00	1.00	2.00	2.00	2.00
O.R.S. (NIMCOL)	PKT.	17.00	17.00	15.00	17.00	17.00	15.00	17.00	17.00
DETTOL (MEDIUM)	BOTTLE	46.80	46.80	48.00	46.80	46.80	46.80	46.80	46.80
COTTON BANDAGE 2" - 4"	EACH	8.62	8.00	8.00	15.00	15.00	11.25	15.00	10.00
THERMOMETER CHINA	EACH	45.00	30.00	40.00	40.00	35.00	40.00	40.00	50.00
DOCTOR (MBBS) CLINIC FEE	P/PAT.	100.00	100.00	200.00	100.00	100.00	100.00	300.00	150.00
URINE TEST (DR) CHARGES	P/TEST	129.23	90.00	140.00	70.00	70.00	170.00	100.00	50.00
BLOOD TEST (CP) CHARGES	P/TEST	265.38	212.50	300.00	200.00	200.00	290.00	200.00	200.00
SUGAR TEST (RANDOM/FASTING BOTH) CHARGES	P/TEST	315.38	160.00	240.00	200.00	200.00	200.00	240.00	120.00
ECG CHARGES	P/TEST	361.54	213.13	350.00	200.00	200.00	350.00	200.00	200.00
X-RAY (CHEST) CHARGES	P/X-RAY	330.77	209.38	400.00	200.00	200.00	300.00	350.00	200.00
CAR SUZUKI 800 CC (W/O. A/C)	EACH	650000.00	650000.00	630000.00	640000.00	0.00	630000.00	632000.00	0.00
CAR SUZUKI 1000 CC	EACH	1124000.00	1124000.00	1044000.00	1099000.00	0.00	0.00	0.00	0.00
CAR TOYOTA 1300 CC	EACH	1787500.00	1639000.00	1767500.00	0.00	0.00	0.00	0.00	0.00
CAR HONDA CIVIC	EACH	2363000.00	0.00	2053000.00	0.00	0.00	0.00	0.00	0.00
MOTORCYCLE HONDA CD-70.	EACH	63500.00	63500.00	63000.00	63500.00	63500.00	63500.00	63500.00	63500.00
MOTORCYCLE YAMAHA 100CC.	EACH	78600.00	79300.00	0.00	0.00	0.00	78500.00	79300.00	0.00
MOTOR CYCLE HERO 70 CC	EACH	45000.00	43000.00	44000.00	44500.00	0.00	43000.00	43000.00	0.00
BICYCLE WITH TYRES & TUBES	EACH	6303.85	7600.00	9000.00	7500.00	7900.00	7600.00	7700.00	7000.00
TYRE CAR WITH TUBE GENERAL	EACH	3500.00	2800.00	3800.00	3000.00	3200.00	3200.00	3600.00	3650.00
TYRE MOTOR CYCLE WITHOUT TUBE	EACH	923.08	900.00	1210.00	1200.00	1225.00	900.00	900.00	750.00
TYRE CYCLE SPECIFY BRAND NAME	EACH	315.38	350.00	400.00	380.00	390.00	350.00	350.00	420.00
TYRE CAR W/O TUBE	EACH	2700.00	2700.00	3200.00	3100.00	3150.00	2700.00	2700.00	3350.00
PETROL SUPER	LITRE	64.21	64.21	64.21	64.21	64.21	64.21	64.21	64.21
HIGH SPEED DIESEL HSD	LITRE	72.46	72.46	72.46	72.46	72.46	72.46	72.46	72.46
CNG	K.G.	67.50	67.50	0.00	67.50	0.00	67.50	67.50	67.50
GAS CYLINDER STAND. SIZE	EACH	770.00	880.00	900.00	1100.00	1150.00	990.00	880.00	1100.00
MOTOR CYCLE SERVICE CHARGES	EACH	371.15	300.00	250.00	250.00	250.00	250.00	450.00	250.00
CAR SERVICE CHARGES	EACH	438.46	450.00	500.00	300.00	300.00	350.00	600.00	400.00
TYRE PUNCTURE CHARGES	EACH	50.00	60.00	70.00	70.00	50.00	75.00	80.00	80.00
CYCLE OVERHAULING CHARGES	EACH	203.85	300.00	275.00	200.00	200.00	200.00	300.00	200.00
CAR TAX FOR 800CC TO 1300CC	YEARLY	1750.00	1750.00	1750.00	1750.00	1750.00	1750.00	1750.00	1750.00
TRAIN FARE ECO. 1-100 KM.	P/KM.	0.68	0.68	0.68	0.68	0.00	0.68	0.68	0.68
TRAIN FARE ECO. 101-500 KM.	P/KM.	0.98	0.98	0.98	0.98	0.00	0.98	0.98	0.98
TRAIN FARE ECO. > 500 KM.	P/KM.	0.89	0.89	0.89	0.89	0.00	0.89	0.89	0.89
TRAIN FARE IST SLP. 1-100KM	P/KM.	2.10	2.10	2.10	2.10	0.00	2.10	2.10	2.10
TRAIN FARE IST SLP.101-500 KM	P/KM.	2.59	2.56	2.59	2.59	0.00	2.59	2.59	2.59
TRAIN FARE IST SLP. > 500 KM	P/KM.	1.99	1.99	1.99	1.99	0.00	1.99	1.99	1.99
TRAIN FARE A/C SLP. 1-100KM.	P/KM.	5.76	5.76	5.76	5.76	0.00	5.76	5.76	5.76
TRAIN FARE A/C SLP.101-500KM	P/KM.	4.59	4.59	4.73	4.59	0.00	4.59	4.59	4.59
TRAIN FARE A/C SLP > 500KM.	P/KM.	4.16	4.16	4.16	4.16	0.00	4.16	4.16	4.16

Contd.

7.11 Intercity Consumer Prices August, 2016

Description	Unit	Karachi	Hyder- abad	Nawab- shah	Mirpur-khas	Mithi	Sukkar	Larkana	Dadu
PLATEFORM TICKET	EACH	10.00	10.00	10.00	10.00	0.00	10.00	10.00	10.00
AUTO RICKSHAW FARES	KM/MIN	60.00	40.00	80.00	60.00	90.00	80.00	60.00	40.00
FULL TONGA CHARGES	KM/MIN	70.00	80.00	35.00	60.00	0.00	80.00	65.00	0.00
TAXI 4 SEATER FARE	KM/MIN	70.00	60.00	100.00	90.00	90.00	80.00	200.00	60.00
BUS FARE MIN (WITHIN CITY)	TICKET	10.00	10.00	0.00	10.00	0.00	0.00	0.00	0.00
BUS FARE MAX (WITHIN CIT	TICKET	15.00	15.00	0.00	10.00	0.00	0.00	0.00	0.00
BUS FARE OUTSIDE CITY	P/KM.	0.75	0.75	0.75	0.75	0.75	0.75	0.75	0.75
A/C BUS FARE OUTSIDE CITY	P/KM.	1.35	1.35	1.35	1.35	1.35	1.35	1.35	1.35
MINIBUS FARE MIN.WITH IN CITY	TICKET	10.00	10.00	0.00	0.00	0.00	0.00	0.00	0.00
MINIBUS FARE MAX.WITH IN CITY	TICKET	16.00	16.00	0.00	0.00	0.00	0.00	0.00	0.00
SUZUKI FARE MIN.WITH IN CITY	TICKET	10.00	10.00	0.00	10.00	0.00	10.00	10.00	0.00
SUZUKI FARE MAXIMUM W.IN CITY	TICKET	16.54	15.00	0.00	10.00	0.00	30.00	10.00	0.00
AIR FARE ECONOMY CLASS.	P/KM.	19.26	19.26	19.26	0.00	0.00	19.26	19.26	0.00
POSTAL ENVELOPE DOMESTIC	EACH	8.00	8.00	8.00	8.00	8.00	8.00	8.00	8.00
ENVELOPE FOR SAUDI ARABIA	EACH	50.00	50.00	50.00	50.00	50.00	50.00	50.00	45.00
POSTAL REGISTRATION CHARGES	EACH	38.00	28.00	28.00	28.00	28.00	28.00	38.00	28.00
U.M.S. REG CHARGES MIN.	EACH	59.00	59.00	59.00	59.00	59.00	59.00	59.00	59.00
T.C.S. CH. MIN.WITH IN ZONE	EACH	120.00	150.00	150.00	110.00	110.00	110.00	150.00	110.00
TELEPHONE CHARGES LOCAL CALL	P/CALL	3.94	3.94	3.94	3.94	3.94	3.94	3.94	3.94
TEL CHARGES OUT SIDE CITY	P/CALL	3.94	3.94	3.94	3.94	3.94	3.94	3.94	3.94
INTERNET CHARGES	P/HOUR	20.00	25.00	30.00	20.00	20.00	30.00	20.00	30.00
MOBILE CELL CHARGES	P/UNIT	3.00	3.00	3.06	3.00	3.00	3.00	3.50	3.06
FAX CHARGES (LOCAL)	P/PAGE	15.00	20.00	15.00	15.00	20.00	20.00	20.00	20.00
TELEPHONE SET AV. QLTY	EACH	1084.62	500.00	500.00	600.00	650.00	562.50	900.00	550.00
MOBILE SET NOKIA/SONY/ERICSON/SAMSUNG WITHOUT CAMERA	EACH	2600.00	2200.00	3200.00	2250.00	2300.00	2700.00	3200.00	2400.00
T.V. 20" COLORED WEGA H-A21.	EACH	19500.00	17300.00	4000.00	18000.00	18000.00	17500.00	20500.00	14000.00
T.V 20" COLOR CHINA/KORIA)	EACH	14000.00	10750.00	4000.00	10000.00	10000.00	12000.00	9000.00	11000.00
V.C.P. PANASONIC/LG/NAT	EACH	4000.00	5000.00	5000.00	6000.00	6000.00	5600.00	4800.00	4500.00
DVD/VCD PLAYER PANASONIC/LG	EACH	4500.00	3500.00	2000.00	3500.00	3000.00	4500.00	3000.00	2200.00
RADIO WITH C.PLAYER NATIONAL	EACH	2009.62	3500.00	3500.00	1500.00	1500.00	2000.00	2800.00	2000.00
PERSONNEL COMPUTER (BRANDED)	EACH	43384.62	31200.00	58000.00	46000.00	46000.00	45000.00	45000.00	27000.00
VID. CASSETTE BLK. TDK/SONY	EACH	140.00	120.00	200.00	120.00	120.00	140.00	170.00	160.00
COM. C.D. (TDK/IMATION)	EACH	50.00	80.00	60.00	50.00	55.00	50.00	50.00	50.00
TAPE RECORDER CASSETTE BLANK	EACH	50.00	60.00	50.00	50.00	55.00	50.00	50.00	50.00
VIDEO GAME SEGA 16 BYTE	EACH	1400.00	1000.00	1100.00	1800.00	0.00	1350.00	1500.00	1150.00
CINEMA A/C. HIGH CLASS	TICKET	150.00	60.00	0.00	30.00	0.00	0.00	0.00	0.00
CINEMA NON-A/C HIGH CLASS	TICKET	120.00	40.00	50.00	20.00	0.00	0.00	60.00	35.00
CABLE CHARGES	P/MONT	400.00	300.00	250.00	300.00	200.00	300.00	375.00	300.00
TV.LICENCE FEE DOMESTIC	YEARLY	420.00	420.00	420.00	420.00	420.00	420.00	420.00	420.00
ENGLISH BOOK CLASS V1	EACH	56.65	56.65	56.65	56.65	56.65	56.65	56.65	56.65
ENGLISH BOOK CLASS IX OR X	EACH	43.15	43.15	43.15	43.15	43.15	43.15	43.15	43.15
ENG. BOOK IST.YR COMPLETE SET	EACH	118.15	118.15	118.15	118.15	118.15	118.15	118.15	118.15
ENGLISH BOOK BA/B.SC	EACH	150.00	150.00	150.00	150.00	150.00	150.00	150.00	150.00
URDU BOOK CLASS V (T.B.BORD)	EACH	64.80	64.80	64.80	64.80	64.80	64.80	64.80	64.80
URDU BOOK CLASS IX/X(T.B.B)	EACH	53.35	53.35	53.35	53.35	53.35	53.35	53.35	53.35
URDU BOOK IST.YEAR/INTER	EACH	46.10	46.10	46.10	46.10	46.10	46.10	46.10	46.10
URDU BOOK BA/B.SC	EACH	120.00	120.00	120.00	120.00	120.00	120.00	120.00	120.00
MATHS BOOK CALSS V (T.B.B)	EACH	117.25	117.25	117.25	117.25	117.25	117.25	117.25	117.25
MATHS BOOK CLASS IX OR X	EACH	191.85	191.85	191.85	191.85	191.85	191.85	191.85	191.85
MATHS BOOK IST.YEAR (T.B.B)	EACH	115.90	115.90	115.90	115.90	115.90	115.90	115.90	115.90
PAKISTAN STUDIES BOOK BA/B.SC	EACH	125.00	125.00	125.00	125.00	125.00	125.00	125.00	125.00
DAILY "DAWN"	P/COPY	19.00	19.00	19.00	19.00	19.00	19.00	19.00	19.00
DAILY "JANG"	P/COPY	12.00	12.00	12.00	12.00	12.00	12.00	12.00	12.00
DAILY "NAWA-E-WAQT"	P/COPY	12.00	12.00	12.00	12.00	12.00	12.00	12.00	12.00
WEEKLY "AKHBAR-E-JAHAN"	P/COPY	55.00	55.00	55.00	55.00	55.00	55.00	55.00	55.00
WEEKLY "MAG"	P/COPY	45.00	45.00	45.00	45.00	45.00	45.00	45.00	45.00
MONTHLY "NAUNEHAL DIGEST"	P/COPY	35.00	35.00	35.00	35.00	35.00	35.00	35.00	35.00
PAPER FOOLSCAPE (27"x17")	QUIRE	46.54	30.00	27.00	30.00	25.00	45.00	52.50	35.00
EXERCISE.BOOK LINED 80/100 PGS	EACH	36.54	18.00	30.00	20.00	15.00	40.00	20.00	20.00
PENCILGOLDFISH/DEER	EACH	7.00	6.00	6.00	7.00	7.00	6.00	6.00	5.00
PEN INK DOLLOR 57 ML BOTTLE	EACH	25.00	20.00	20.00	25.00	25.00	25.00	25.00	20.00

Contd.

7.11 Intercity Consumer Prices August, 2016

Description	Unit	Karachi	Hyder- abad	Nawab- shah	Mirpur-khas	Mithi	Sukkar	Larkana	Dadu
PHOTOSTATE PAPER 70 GM	PRT	480.00	225.00	360.00	320.00	350.00	400.00	350.00	340.00
BALL PEN (local)	EACH	8.00	6.00	7.00	10.00	10.00	7.00	7.00	8.00
FOUNTAIN PEN HERO/WINGS/CHINA	EACH	40.00	25.00	50.00	20.00	25.00	40.00	50.00	30.00
PRIVATE SCHOOL FEE ENGLISH MEDIUM AVERAGE STANDARD (CLASS I)	P/MONTH	984.62	1250.00	1500.00	700.00	500.00	1300.00	1350.00	1695.00
PRIVATE SCHOOL FEE ENGLISH MEDIUM AVERAGE STANDARD (CLASS V)	P/MONTH	1069.23	1237.50	2100.00	1000.00	500.00	1300.00	1450.00	2185.00
PRIVATE SCHOOL FEE ENGLISH MEDIUM AVERAGE STANDARD (CLASS VI)	P/MONTH	1650.00	1200.00	2700.00	1000.00	700.00	1400.00	1450.00	2185.00
PRIVATE SCHOOL FEE ENGLISH MEDIUM AVERAGE STANDARD (CLASS X)	P/MONTH	2107.69	1575.00	4000.00	1200.00	700.00	1400.00	1650.00	2415.00
PRIVATE MEDICLE COLLEGE FEE MBBS (1ST YEAR)	P/MONTH	54166.66	50000.00	0.00	40000.00	0.00	0.00	0.00	0.00
PRIVATE ENGINEERING COLLEGE FEE (ISTR YEAR)	P/MONTH	9167.00	0.00	0.00	0.00	0.00	0.00	0.00	0.00
GOVT. COLLEGE FEE IST. YEAR	MONTH	45.00	35.00	40.00	35.00	35.00	35.00	35.00	35.00
GOVT. COLLEGE FEE 4TH. YEAR	MONTH	75.00	75.00	67.50	67.50	70.00	67.50	75.00	75.00
GOVT. UNIVERSITY FEE MSC.	MONTH	1300.00	385.00	1550.00	354.17	354.17	0.00	0.00	354.17
GOVT. MED. COLLEGE FEE MBBS	MONTH	2417.00	2200.00	2000.00	0.00	2000.00	2000.00	4200.00	2000.00
GOVT. ENGG. COLL. FEE I YEAR	MONTH	1480.00	1000.00	333.33	0.00	0.00	0.00	1500.00	0.00
COACHING FEE FOR CLASS IX/X	P/MONTH	1800.00	500.00	2500.00	700.00	800.00	1000.00	700.00	700.00
COACHING CHARGES FOR CLASS IST YEAR/INTER (SCIENCE)	P/MONTH	2000.00	1000.00	4000.00	1000.00	900.00	2000.00	1000.00	700.00
COACHING CHARGES FOR CLASS IST YEAR/INTER (COMMERCE)	P/MONTH	1800.00	600.00	3000.00	700.00	1000.00	1080.00	800.00	500.00
I.T. TUITION FEES	P/MONTH	3000.00	2000.00	1500.00	0.00	0.00	1500.00	1500.00	600.00
MBA TUITION FEES	P/MONTH	8153.85	2500.00	0.00	0.00	0.00	6300.00	2500.00	0.00
BREAD TANDOORI ST. SIZE	EACH	9.38	10.00	10.00	7.00	7.00	10.00	7.00	6.00
COOKED MUTTON (AV. HOTEL)	PLATE	136.15	137.50	150.00	120.00	130.00	200.00	100.00	80.00
COOKED BEEF (AV. HOTEL)	PLATE	71.92	72.50	70.00	80.00	50.00	125.00	100.00	50.00
COOKED DAL (AV. HOTEL)	PLATE	53.08	46.25	65.00	50.00	50.00	50.00	65.00	50.00
CHICKEN BIRYANI FULL/DOUBLE	PLATE	153.08	120.00	100.00	100.00	100.00	157.50	200.00	120.00
TEA PREPARED (ORDINARY)	CUP	21.54	20.00	25.00	25.00	25.00	20.00	22.50	20.00
HAIRCUT CHARGES FOR MEN	P/CUT	79.23	70.00	100.00	50.00	50.00	70.00	100.00	60.00
BEAUTY PORL HAIR STYL CHARGE	P/STY.	457.69	225.00	250.00	150.00	100.00	175.00	375.00	250.00
SHAVING CHARGES	PER SHV	43.08	40.00	50.00	20.00	20.00	35.00	50.00	30.00
LIPSTICK S.MISS/MEDORA	EACH	120.00	120.00	120.00	120.00	120.00	100.00	120.00	90.00
NAIL POLISH S.MISS/MEDORA	EACH	110.00	70.00	95.00	110.00	110.00	85.00	80.00	50.00
PERFUME MED.SIZE MEDORA/BROACH	EACH	220.00	120.00	200.00	220.00	220.00	120.00	200.00	185.00
HAIR-OIL AMLA/CHAMBELI	BOTTLE	120.00	120.00	130.00	120.00	120.00	130.00	120.00	120.00
TOILET SOAP LUX 95 GRAMS	EACH	40.53	40.00	41.00	35.00	35.00	42.00	40.00	44.00
TOILET SOAP LIFEBOUY 140 GRM	EACH	37.00	37.00	45.00	36.00	36.00	37.00	37.00	37.00
TOILET SOAP SAFEGUARD BATH SIZE	EACH	46.00	46.00	46.00	48.00	48.00	46.00	48.00	46.00
TOOTHPASTE MACKLINES 70 GRM	EACH	50.00	50.00	50.00	50.00	50.00	50.00	50.00	50.00
TOOTHPAST MED SIZE CLGATE 70 GMS	EACH	60.67	65.00	65.00	60.00	60.00	65.00	70.00	65.00
TOOTHBRUSH SHEILD A/PLAUQUE	EACH	35.00	35.00	40.00	35.00	40.00	45.00	40.00	35.00
TOOTHPOWDER DENTONIC 90 GRM	EACH	32.00	32.00	28.00	22.00	25.00	28.00	32.00	25.00
HAIR-COLOUR BEGIN (6 GMS)	EACH	100.00	110.00	100.00	110.00	100.00	100.00	110.00	90.00
HAIR COLOUR (KALAKOLA)	BOTTLE	130.00	130.00	130.00	130.00	130.00	130.00	130.00	120.00
FACECREAM PONDS (MEDIUM)	EACH	120.00	120.00	110.00	120.00	120.00	120.00	110.00	120.00
TALC POWDER VICE ROAY.B.CAT	EACH	145.00	130.00	130.00	150.00	160.00	150.00	145.00	145.00
BLADE TREET ORDINARY 10'S	PKT.	40.00	37.00	42.00	35.00	30.00	45.00	45.00	40.00
BLADE 7-O-CLOCK STAIN. 5'S	PKT.	35.00	30.00	35.00	30.00	32.00	38.00	35.00	35.00
SHAMPOO SUNSILK/PAINTIN 100 ML	BOTTLE	110.00	110.00	110.00	110.00	110.00	100.00	110.00	110.00
BEAUTY CREAM (FAIR & LOVELY)	EACH	115.00	75.00	185.00	185.00	185.00	185.00	180.00	185.00
HAIR REMOVING CREAM (EU-CREAM)	TUBE	65.00	65.00	65.00	65.00	65.00	65.00	70.00	60.00
GEL MEDIUM SIZE	BOTTLE	60.00	55.00	65.00	55.00	75.00	70.00	100.00	120.00
DISPOSABLE RAZOR GILLET-II	EACH	40.00	45.00	45.00	35.00	35.00	45.00	42.50	40.00
SHAVING CREAM TOUCH-ME/ADM.	EACH	65.00	60.00	70.00	55.00	60.00	55.00	65.00	60.00
GOLD TEZABI 24 CT	10 GM.	45439.00	45342.00	43000.00	45010.00	45010.00	45342.00	44560.00	44250.00
SILVER TEZABI 24 CT	10 GM.	715.00	634.00	700.00	651.00	651.00	675.00	617.00	730.00
ARTIFICIAL JEWELLARY SET	SET	1267.31	400.00	1700.00	375.00	500.00	600.00	1275.00	250.00
WRIST WATCH GENTS CITIZEN (ORIGINAL) ***	EACH	2861.54	3100.00	3750.00	2500.00	2600.00	2600.00	3050.00	2500.00
WRIST WATCH LADIES CITIZEN (ORIGINAL) ***	EACH	2861.54	3050.00	3750.00	2500.00	2600.00	2500.00	2550.00	2500.00
WALL CLOCK QUARTZ AV.QLTY	EACH	500.96	312.50	500.00	350.00	300.00	450.00	512.50	300.00
SUITCASE REXIN (24"x16"x6")	EACH	1688.46	800.00	1600.00	850.00	900.00	1550.00	1500.00	1300.00
TRUNK MEDIUM SIZE ***	EACH	1900.00	1075.00	3000.00	1100.00	1000.00	3125.00	1200.00	1200.00
PURSE LADIES (LEATHER) AVERAGE QUALITY	EACH	1738.46	475.00	1500.00	550.00	500.00	600.00	1000.00	400.00

7.11 Intercity Consumer Prices August, 2016

Description	Unit	Peshawar	Mardan	Abbott- abad	Bannu	D.I. Khan	Mingora
WHEAT	10 KG.	333.33	320.00	390.00	330.00	32.75	310.00
WHEAT FLOUR FINE/SUPERIOR.	KG.	42.83	42.00	48.50	40.00	37.75	41.00
WHEAT FLOUR AVG. QLTY	KG.	38.08	38.00	42.00	38.00	35.50	39.00
WHEAT FLOUR BAG	10 KG.	371.25	370.00	405.00	370.00	368.75	375.00
MAIDA	KG.	53.67	55.00	52.50	52.00	46.50	50.00
SUJI	KG.	57.83	53.50	55.00	50.00	48.00	50.00
BESAN AV. QLTY.	KG.	155.83	152.50	160.00	170.00	147.50	100.00
RICE BASMATI SUP. QLTY.	KG.	110.83	100.00	115.00	105.00	87.50	100.00
RICE BASMATI 385/386	KG.	100.00	95.00	85.00	95.00	79.00	60.00
RICE BASMATI BROKEN AV.QLTY	KG.	70.00	65.00	80.00	50.00	56.50	45.00
RICE IRRI-6 (SINDH/PUNJAB)	KG.	45.00	45.00	40.00	53.50	46.50	45.00
VERMICELLI	KG.	78.33	71.00	90.00	67.50	72.50	80.00
BREAD PLAIN MEDIUM SIZE	EACH	35.00	35.00	34.00	35.00	30.00	40.00
RUSK (PAPAY)	KG.	195.00	200.00	150.00	140.00	145.00	275.00
BISCUITS-PACKED	PKT	34.17	35.00	35.00	40.00	35.00	33.75
BISCUIT-BAKERY (LOOSE)	250 GM	69.58	67.50	50.00	58.75	55.00	65.00
CORNFLAKS FAUJI 225 GM.	PKT	207.00	207.00	190.00	120.00	159.00	170.00
SAMOSA (VEGATABLE)	EACH	7.50	8.00	10.00	17.50	10.00	10.00
PASTRY AV.QLTY.	EACH	23.33	25.00	17.50	20.00	25.00	20.00
PATTIES (VEGATABLES)	EACH	23.33	20.00	20.00	30.00	20.00	15.00
NIMCO	250 GM	49.17	65.00	45.00	50.00	47.50	50.00
CHIPS	250 GM	58.33	60.00	80.00	60.00	55.00	60.00
BEEF WITH BONE AV.QLTY.	KG	296.67	280.00	275.00	300.00	275.00	280.00
MUTTON AV.QLTY.	KG	650.00	600.00	525.00	510.00	575.00	500.00
CHICKEN FARM BROILER (LIVE)	KG	140.00	135.00	123.00	145.00	118.00	143.00
FISH-RAHU MEDIUM SIZE	KG	231.67	220.00	300.00	360.00	280.00	250.00
MILK FRESH (UNBOILED)	LTR.	85.00	80.00	85.00	80.00	72.50	100.00
CURD	KG.	98.33	100.00	95.00	87.50	77.50	110.00
MILK TETRA PACK 1/2 LTR.	PKT.	60.00	60.00	59.00	58.00	58.00	55.00
LACTOGEN 400 GRAMS	PKT.	425.00	435.00	435.00	430.00	438.00	435.00
POWDER MILK NIDO 400GM.	PKT	380.00	380.00	380.00	380.00	380.00	390.00
MILK POWDER LOOSE/PACKED	KG.	483.33	400.00	520.00	540.00	430.00	500.00
BUTTER LOCAL PACKED	50 GM.	25.00	60.00	25.00	42.50	32.50	25.00
EGGS FARM	DOZ	96.67	100.00	100.00	100.00	90.00	100.00
MUSTARD OIL AV.QLTY.	KG.	218.33	240.00	240.00	190.00	190.00	200.00
COOKING OIL (DALDA)	2.5LTR	445.00	455.00	445.00	475.00	436.25	520.00
COOKING OIL (PAKWAN) OTHER BRAND SPECIFY	2.5 LTR	390.00	350.00	410.00	420.00	440.00	280.00
VEGETABLE GHEE TIN	2.5KG.	443.33	440.00	440.00	470.00	415.00	470.00
VEGETABLE GHEE (LOOSE)	KG.	150.83	150.00	140.00	150.00	150.00	145.00
DATES AV.QLTY.	KG.	181.67	170.00	170.00	162.50	157.50	150.00
PISTACHIO AV.QLTY.	50 GM.	74.17	80.00	100.00	85.00	60.00	110.00
ALMONDS WHOLE AV.QLTY.	KG.	688.33	650.00	450.00	650.00	417.50	540.00
COCONUT DRY AV.QLTY.	KG.	258.33	240.00	255.00	310.00	300.00	230.00
RAISINS AV.QLTY.	50 GM.	19.17	20.00	20.00	13.50	14.75	25.00
GROUNDNUTS (WITH SHELL)	KG.	165.00	155.00	180.00	140.00	138.75	180.00
MALTA/MOSAMBI	DOZ	0.00	0.00	0.00	0.00	0.00	0.00
KINNU	DOZ	0.00	0.00	0.00	0.00	0.00	0.00
APPLE	KG	100.00	150.00	80.00	95.00	117.50	200.00
ALOO BUKHARA	KG	153.33	150.00	130.00	250.00	102.50	120.00
POMEGRANATE (ANNAR)	KG	0.00	0.00	0.00	300.00	175.00	0.00
GRAPES	KG	108.33	150.00	100.00	100.00	135.00	100.00
BANANAS	DOZ	88.33	80.00	80.00	100.00	73.75	90.00
MANGO KALMI	KG	96.67	70.00	0.00	135.00	110.00	100.00
GUAVA	KG	93.33	70.00	60.00	60.00	90.00	0.00
WATERMELON (TURBOOZ)	KG	0.00	0.00	0.00	0.00	0.00	0.00
MUSKMELON (KHARBOOZA)	KG	0.00	0.00	0.00	0.00	0.00	0.00
SWEETMELON (GARMA)	KG	61.67	65.00	60.00	42.50	50.00	65.00
PULSE MASOOR (WHOLE)	KG.	145.00	140.00	150.00	140.00	118.75	130.00
PULSE MASOOR (WASHED)	KG.	148.33	150.00	150.00	137.50	137.50	140.00
PULSE MOONG (WASHED)	KG.	140.33	140.00	147.50	135.00	152.50	130.00
PULSE MASH (WASHED)	KG.	276.67	280.00	275.00	267.50	265.00	245.00

Contd.

7.11 Intercity Consumer Prices August, 2016

Description	Unit	Peshawar	Mardan	Abbott- abad	Bannu	D.I. Khan	Mingora
PULSE GRAM	KG.	155.00	155.00	155.00	160.00	145.00	150.00
GRAM WHOLE BLACK AV QLTY.	KG.	125.00	150.00	137.50	110.00	76.25	120.00
GRAM WHOLE YELLOW AV.QLTY	KG.	185.00	200.00	200.00	145.00	157.50	185.00
BEANS (LAL LOBIA)	KG.	118.33	110.00	125.00	120.00	125.00	125.00
POTATOES	KG	33.33	30.00	30.00	30.00	21.00	30.00
ONION	KG	35.00	30.00	30.00	27.50	30.00	27.50
TURNIP	KG	0.00	0.00	0.00	0.00	0.00	0.00
RADISH	KG	0.00	0.00	0.00	0.00	0.00	0.00
TOMATOES	KG	53.33	50.00	60.00	50.00	50.00	70.00
CABBAGE	KG	0.00	0.00	0.00	0.00	0.00	0.00
CAULIFLOWER	KG	0.00	0.00	0.00	0.00	0.00	0.00
BRINJAL	KG	42.50	35.00	40.00	30.00	32.50	50.00
PUMPKIN	KG	41.67	30.00	50.00	30.00	48.75	30.00
BOTTLEGOURD	KG	53.33	45.00	50.00	27.50	0.00	60.00
LADY FINGER	KG	73.33	45.00	60.00	55.00	72.50	60.00
PEAS	KG	0.00	0.00	0.00	0.00	0.00	0.00
SPINACH	KG	0.00	0.00	0.00	0.00	0.00	0.00
TINDA	KG	56.67	60.00	60.00	40.00	32.50	80.00
TURAI	KG	73.33	55.00	60.00	40.00	42.50	70.00
KARAILA	KG	51.67	35.00	50.00	60.00	52.50	40.00
ARVI	KG	63.33	50.00	50.00	65.00	50.00	60.00
CHILLIES GREEN	KG	85.00	80.00	90.00	110.00	85.00	100.00
CARROT	KG	0.00	0.00	0.00	0.00	0.00	0.00
COCUMBER (KHEERA)	KG	63.33	50.00	40.00	60.00	45.00	40.00
LEMON	250GM	36.67	35.00	30.00	25.00	27.50	35.00
SUGAR REFINED	KG.	72.00	72.00	72.00	72.00	70.00	75.00
GUR AV.QLTY	KG.	92.50	85.00	100.00	97.50	77.00	92.50
HONEY LANGANESE 500 GM.	BOTTLE	850.00	840.00	900.00	750.00	800.00	500.00
MILO 200 GM.	BOTTLE	216.67	220.00	240.00	200.00	220.00	200.00
CUSTARD POWDER RAFHAN 300 GM.	PKT	76.67	75.00	80.00	85.00	80.00	80.00
TOFFEE (HILAL)	EACH	1.67	2.00	1.00	1.00	1.00	1.00
CHOWKELATE CANDY (SMALL SIZE)	EACH	5.00	5.00	5.00	5.00	5.00	5.00
SWEETMEAT (MIXED)	KG	260.00	260.00	240.00	185.00	247.50	260.00
ICE CREAM WALLS	CUP.	40.00	40.00	40.00	40.00	40.00	40.00
ICE	KG	11.67	10.00	10.29	13.50	10.00	15.00
JAM AHMED/MITCHELLES	BOTTLE	131.67	140.00	140.00	110.00	140.00	127.50
SQUASH-MITCHELLES	BOTTLE	163.33	160.00	160.00	150.00	160.00	165.00
ROOH AFZA	BOTTLE	160.00	160.00	150.00	160.00	157.50	160.00
JAM-E-SHIREEN	BOTTLE	166.67	170.00	165.00	160.00	163.75	160.00
SAUNF	50 GM	19.17	17.50	15.00	15.00	10.00	10.00
CINAMON LOOSE AV. QLTY	50 GM.	22.50	20.00	30.00	30.00	20.00	20.00
CUMINSEED WHITE NATIONAL	50 GM.	53.33	54.00	48.00	50.00	52.00	50.00
PEPPER BLACK NATIONAL	50 GM.	100.00	96.00	100.00	96.00	100.00	96.00
CLOVES LOOSE AV.QLTY	50 GM.	101.67	100.00	80.00	110.00	60.00	85.00
CARDAMOM LARGE LOOSE AV.QLTY	50 GM.	185.00	180.00	120.00	90.00	70.00	85.00
CARDAMOM SMALL AV.QLTY	50 GM.	115.00	110.00	150.00	120.00	66.50	90.00
SALT-POWDERED (LAHORI) LOOSE	KG.	10.00	10.00	10.00	10.00	5.00	15.00
SALT POWDERED (NATIONAL/SHAN)	PKT	25.00	25.00	25.00	20.00	25.00	20.00
CHILLIES POWD.NATIONAL 200GM	PKT	105.00	105.00	105.00	105.00	105.00	116.00
CHILLIES POWDER LOOS	KG.	260.00	240.00	320.00	275.00	237.50	250.00
CORRIANDER SEED POWD.NATIONAL	PKT	104.00	104.00	105.00	104.00	88.00	116.00
CORRIANDER SEED (LOOSE)	KG.	273.33	240.00	320.00	280.00	200.00	235.00
TURMERIC POWD.NATIONAL 50GM	PKT.	35.00	35.00	38.00	35.00	35.00	39.00
CURRY POWD. NATIONAL 200 GM	PKT.	87.00	87.00	87.00	87.00	92.50	87.00
TOMATO KETCHUP AHMED/MITCHL	BOTTLE	101.67	105.00	80.00	70.00	95.00	105.00
PICKLES AHMED/MITCHELLES	BOTTLE	126.67	120.00	100.00	100.00	92.50	110.00
VINEGAR SYNTHETIC (SIRKA)	BOTTLE	79.17	67.50	70.00	40.00	60.00	100.00
GARLIC	KG	246.67	240.00	240.00	250.00	145.00	300.00
GINGER	KG	176.67	120.00	130.00	240.00	210.00	100.00
TAPAL DANEDAR TEA 200GM PACKET	PKT	157.89	157.89	150.00	158.00	175.00	136.84
TEA LIPTON YELLOW LABEL 200GM.	PKT.	157.89	157.89	150.00	157.89	157.00	150.00

Contd.

7.11 Intercity Consumer Prices August, 2016

Description	Unit	Peshawar	Mardan	Abbott- abad	Bannu	D.I. Khan	Mingora
TEA LOOSE KENYA AV.QLTY 250GM.	PKT.	155.00	155.00	180.00	145.00	127.50	140.00
COFFEE-NESCAFE 75 GM. **	BOTTLE	300.00	355.00	350.00	290.00	350.00	360.00
COLD DRINK (STANDARD SIZ)	BOTTLE	26.67	30.00	25.00	25.00	25.00	25.00
FRUIT JUICE TETRA PACK	PKT.	15.00	15.00	25.00	17.50	20.00	30.00
MINERAL WATER NESTLE 1.5 LTR	BOTTLE	46.67	50.00	50.00	50.00	50.00	50.00
CIGARETTES K-2 10'S **	PKT	70.00	70.00	45.00	60.00	50.00	60.00
CIGARETTES CAPSTAN 10'S **	PKT	66.67	70.00	70.00	70.00	70.00	70.00
CIGARETTES GOLD LEAF 20'S	PKT	140.00	140.00	130.00	130.00	130.00	130.00
CIGARETTES MORVEN GOLD 20'S	PKT	70.00	70.00	70.00	70.00	60.00	70.00
BETEL LEAVES	50GM.	80.00	80.00	110.00	80.00	50.00	60.00
BETEL NUTS	KG.	500.00	500.00	400.00	300.00	280.00	400.00
LONG CLOTH 57" GUL AHMED/AL-KARAM	METER	300.00	300.00	250.00	180.00	227.50	320.00
SHIRTING AV.QLTY.	METER	283.33	325.00	225.00	150.00	150.00	175.00
PANT CLOTH W & WEAR AV.QLTY	METER	375.00	362.50	400.00	690.00	265.00	650.00
LAWN PRINTED GUL AHMED/AL-KARAM	METER	360.00	380.00	460.00	192.50	260.00	185.00
GEORGETTE AV.QLTY	METER	110.00	110.00	130.00	100.00	90.00	115.00
LINEN AV.QLTY ***	METER	155.00	175.00	150.00	148.75	80.00	145.00
HEAVY WT SUITING LAWERNCPUR AVG QLTY	METER	2503.33	2250.00	1250.00	900.00	750.00	1550.00
HEAVY WT SUITING LAWERNCPUR SUP QLTY	METER	2726.67	2500.00	2200.00	1050.00	1200.00	1850.00
TROPICAL SUITING LAW.PUR	METER	1553.33	1600.00	1250.00	700.00	750.00	1300.00
PANT BOY 24"/26" LENGTH.	EACH	508.33	550.00	500.00	750.00	450.00	375.00
SHIRT BOY 24"/26" LENGTH	EACH	360.00	335.00	500.00	350.00	250.00	325.00
SCHOOL UNI. PANT,SHIRT BOYS	SUIT	771.67	750.00	620.00	737.50	481.25	705.00
SCHOOL UNI. KAMEEZ,SHAL.BOYS	SUIT	730.00	575.00	800.00	695.00	450.00	475.00
SCHOOL UNI. KAMEEZ,SHAL.GIRL	SUIT	763.33	775.00	700.00	700.00	500.00	650.00
FROCK W/WEAR GIRLS	EACH	1075.00	1150.00	1100.00	925.00	680.00	550.00
AWAMI-SUIT W & W(BOY) 24"/26	SUIT	1013.33	950.00	1200.00	810.00	600.00	615.00
AWAMI-SUIT W&W (GENTS)AV.QLTY	SUIT	1683.33	1550.00	1900.00	1900.00	925.00	1300.00
PULLOVER GENTS OXFORD/BON.	EACH	3190.00	3187.50	3790.00	3400.00	2400.00	2750.00
PULLOVER LADIES OXFORD/BON.	EACH	3190.00	2800.00	3790.00	3250.00	2400.00	2750.00
PULLOVER (GENTS) OTHERS A.QTY	EACH	1066.67	1100.00	1955.00	1475.00	825.00	1925.00
SECOND-HAND COAT FOR MEN	EACH	625.00	650.00	400.00	400.00	225.00	650.00
SECONDHAND SWEETER FOR MEN DUP QLTY	EACH	758.33	1100.00	425.00	300.00	250.00	550.00
SECONDHAND WINTER JACKET	EACH	808.33	1100.00	525.00	275.00	225.00	875.00
UNDERWEAR AV.QLTY MEDIUM SIZE	EACH	115.00	90.00	220.00	93.75	70.00	130.00
VEST FOR MEN AV.QLTY.	EACH	130.00	110.00	150.00	87.50	70.00	110.00
VEST/SHAMEEZ (WOMEN) AVG. QLTY	EACH	151.67	110.00	200.00	137.50	110.00	95.00
SOCKS NYLON (PAKISTANI)	PAIR	76.67	100.00	100.00	65.00	50.00	55.00
BRASSIER AV.QLTY.	EACH	130.00	120.00	80.00	162.50	85.00	110.00
BRASSIER SUP QLTY	EACH	266.67	190.00	250.00	255.00	110.00	210.00
DOPATTA GEORGETTE AV.QLTY.	EACH	250.00	250.00	350.00	260.00	250.00	350.00
DOPATTA COTTON AV GLTY	EACH	208.33	235.00	275.00	275.00	230.00	255.00
CHADDAR (W/WEAR) (2x2.5 MTR)	EACH	1050.00	950.00	600.00	472.50	337.50	800.00
LUNGI/DHOTI(COTTON) AVG. QLTY	EACH	291.67	300.00	350.00	425.00	230.00	210.00
HANDKERCHIEF AVG. QLTY PAK	EACH	27.50	30.00	40.00	20.00	42.50	27.50
HANDKERCHIEF SUP. QLTY PAK	EACH	50.00	40.00	50.00	40.00	50.00	50.00
GLOVES AV QLTY	PAIR	103.33	100.00	100.00	55.00	60.00	55.00
AZARBAND COTTON AVG. QLTY	EACH	30.00	30.00	12.50	20.00	11.00	10.00
SEWING THREAD/REEL(ASLI PARI)	EACH	8.50	8.50	7.00	5.00	5.00	5.00
WASHING CHARGES PAINT & SHIRT	SUIT	220.00	110.00	60.00	70.00	80.00	100.00
DRY CLEANING SUIT COAT PANT	SUIT	450.00	340.00	400.00	250.00	180.00	450.00
WASHING CH. (KAMIZ-SHALWAR)	PAIR	73.33	80.00	50.00	70.00	35.00	60.00
TAILORING SHIRT	EACH	500.00	525.00	400.00	325.00	265.00	500.00
TAILORING CHARGES PANT (MEN)	EACH	1383.33	800.00	775.00	1050.00	550.00	950.00
TAILORING COAT-PANT SUIT	SUIT	5733.33	4800.00	4500.00	2950.00	2500.00	4400.00
TAILORING AWAMI-SUIT (MALE)	SUIT	641.67	625.00	575.00	550.00	562.50	550.00
TAILORING SUIT FEMALE	SUIT	558.33	550.00	425.00	475.00	400.00	650.00
GENTS SHOES PAUL BATA	PAIR	1199.00	1199.00	1199.00	1199.00	1199.00	1199.00
GENTS SANDAL BATA	PAIR	699.00	699.00	699.00	699.00	699.00	699.00
GENTS SPOUNG CHAPPAL BATA	PAIR	179.00	179.00	179.00	179.00	179.00	179.00
LADIES SANDAL BATA	PAIR	499.00	499.00	499.00	499.00	499.00	499.00

Contd.

7.11 Intercity Consumer Prices August, 2016

Description	Unit	Peshawar	Mardan	Abbott- abad	Bannu	D.J. Khan	Mingora
LADIES SPOUNG CHAPPAL BATA	PAIR	179.00	179.00	179.00	179.00	179.00	179.00
CHILD SHOE POWER LITE BATA	PAIR	599.00	599.00	599.00	599.00	599.00	599.00
GENTS SHOE, ART 1109 SERVICE	PAIR	999.00	999.00	999.00	999.00	999.00	999.00
NYLON JOGGER 27 SIZE 2-5 ***	PAIR	1299.00	1299.00	1299.00	1299.00	1299.00	1299.00
CHINA FOOT WEAR AV. QLTY (MALE) *	PAIR	983.33	950.00	1200.00	925.00	750.00	1350.00
CHINA FOOT WEAR AV. QLTY (FEMALE) *	PAIR	850.00	875.00	900.00	800.00	475.00	512.50
CHINA FOOT WEAR AV. QLTY (CHILDREN) *	PAIR	566.67	525.00	700.00	475.00	325.00	475.00
SHOE REPAIR HALF SOLE	PAIR	136.67	110.00	100.00	87.50	95.00	210.00
SHOES POLISH CHARGES AVERAGE SHOP	PAIR	20.00	20.00	20.00	20.00	16.25	20.00
HOUSE RENT (combined)	MONTH	7775.00	3537.00	8589.00	3991.00	5336.00	3705.00
rent 2	pm	7775.00	3537.00	8589.00	3991.00	5336.00	3705.00
RENT3	PM	7775.00	3537.00	8589.00	3991.00	5336.00	3705.00
RENT4	PM	7775.00	3537.00	8589.00	3991.00	5336.00	3705.00
RENT5	PM	7775.00	3537.00	8589.00	3991.00	5336.00	3705.00
RENT6	PM	7775.00	3537.00	8589.00	3991.00	5336.00	3705.00
SYNTHETIC ENEMAL ROBIALAC BALTI 3.64 LTR.	EACH	1833.33	1650.00	1950.00	1820.00	2000.00	2250.00
SYNTHETIC ENEMAL ICI BALTI 3.64 LTR.	EACH	1873.33	1900.00	1850.00	1830.00	1989.00	2160.00
CEMENT (LOCAL) SPECIFY BRAND NAME	BAG	533.33	525.00	540.00	540.00	520.00	535.00
BRICKS (NEW) IST CLASS	P/1000	8500.00	8000.00	9250.00	6800.00	5875.00	10400.00
CEMENT BLOCKS (6"x8"x12")	P/100	2900.00	2900.00	2350.00	2200.00	2650.00	3475.00
BAJREE	100CFT	3300.00	3000.00	3350.00	1800.00	2875.00	2750.00
SAND (BLACK PIT SAND)	K100CFT	2066.67	1700.00	2450.00	1475.00	1450.00	3100.00
TIMBER SHESHAM LOG IST QUALITY	cubmt.	57286.67	60027.00	0.00	36000.00	32700.00	0.00
IRON BAR (M.S. BAR) 1/2"	P/TON	60450.00	60000.00	63500.00	61000.00	64250.00	60000.00
CARPENTER WAGE RATE	P/DAY	783.33	800.00	800.00	950.00	950.00	1000.00
MASON (RAJ) WAGE RATE	P/DAY	1000.00	900.00	800.00	1200.00	950.00	1000.00
UNSKILLED LABOUR WAGE RATE	P/DAY	500.00	500.00	600.00	550.00	500.00	500.00
PLUMBER WAGE RSTE	P/DAY	1200.00	1250.00	0.00	850.00	900.00	1000.00
ELECTICIAN WAGE RATE PER DAY **	P/DAY	916.67	950.00	0.00	700.00	900.00	1000.00
ELECTICIAN WAGE RATE PER POINT **	P/PNT	100.00	100.00	250.00	92.50	70.00	155.00
WATER CHARGES PER HOUSE	P/MONTH	150.00	120.00	175.00	200.00	100.00	130.00
ELECT.CHARGES UPTO 50 UNITS	P/UNIT	2.00	2.00	2.00	2.00	2.00	2.00
ELECT.CHARGES 01 - 100 UNIT	P/UNIT	6.18	6.18	6.18	6.18	6.18	6.18
ELECT.CHARGES 101 - 300 UNIT	P/UNIT	9.54	9.54	9.54	9.54	9.54	9.54
ELECT.CHARGES 301 - 1000 UNIT	P/UNIT	16.39	16.39	16.39	16.39	16.39	16.39
ELECT.CHARGES ABOVE 1000 UNIT	P/UNIT	18.39	18.39	18.39	18.39	18.39	18.39
ELEC	PM	10.50	10.50	10.50	10.50	10.50	10.50
GAS CHRg upto 3.3719 MMBTU	MMBTU	128.70	128.70	128.70	128.70	0.00	128.70
GAS CHRg 3.3719 - 6.7438 MMBTU	MMBTU	257.40	257.40	257.40	257.40	0.00	257.40
GAS CHRg 6.7438 - 10.1157 MMBTU	MMBTU	257.40	257.40	257.40	257.40	0.00	257.40
GAS CHRg10.1157 - 13.4876 MMBTU	MMBTU	702.00	702.00	702.00	702.00	0.00	702.00
GAS	PM	702.00	702.00	702.00	702.00	0.00	702.00
GAS	PM	409.50	409.50	409.50	409.50	0.00	409.50
KEROSENE OIL	LTR	75.00	77.50	80.00	85.00	72.50	95.00
FIREWOOD WHOLE	40 KG.	691.67	525.00	400.00	490.00	350.00	550.00
CHAIR SHESHAM WOOD WITH ARMS **	EACH	1800.00	1850.00	2000.00	1100.00	2550.00	1450.00
CHAIR PLASTIC (CHAIRMAN) AVERAGE QUALITY	EACH	1183.33	1200.00	940.00	667.50	800.00	900.00
TABLE SHESHAM WOOD (4X2X5") ***	EACH	6416.67	6000.00	7000.00	6700.00	4500.00	5000.00
SOFASET WOODEN WITH FOAM SEAT **	SET	22333.33	17000.00	17000.00	15250.00	18000.00	21000.00
COT IRON (WITH NIWAR)AV.QLTY.	EACH	2100.00	2100.00	2700.00	2200.00	2300.00	2000.00
ALMIRAH (STEEL) 6'X3' 20 GUAGE	EACH	9166.67	9000.00	14750.00	9350.00	9300.00	9000.00
DINNING TABLE 6 CHAIRS A.QLTY	SET	27166.67	27500.00	35000.00	11750.00	17000.00	22500.00
SINGLE BED WITHOUT FOAM MED.	EACH	6916.67	6250.00	7000.00	3650.00	5700.00	4750.00
MATRESS SINGLE(4"THICK)	EACH	4683.33	4750.00	4400.00	4550.00	3350.00	5560.00
FARSHI DARI 12'X9' AV.QLTY	EACH	1266.67	1150.00	1300.00	1450.00	1100.00	1550.00
DARI COTTON (6'x2 1/2') AV.QL	EACH	300.00	225.00	300.00	465.00	400.00	1175.00
CARPET PLAIN AV. QLTY	SQFT.	40.00	42.50	55.00	44.50	35.00	42.50
QUILT (LIHAF) 3 KG. COTTON	EACH	1033.33	1050.00	1100.00	900.00	600.00	650.00
BLANKET (90" x 54")	EACH	3083.33	2300.00	3500.00	3000.00	2900.00	5250.00
BEDSHEET SINGLE BED SUP.QLTY	EACH	866.67	800.00	900.00	520.00	500.00	700.00
BED SHEET DOUBLE WITH TWO PILLOW COVERS SUP QLTY	SET	1650.00	1500.00	2000.00	1375.00	1075.00	1500.00

Contd.

7.11 Intercity Consumer Prices August, 2016

Description	Unit	Peshawar	Mardan	Abbott- abad	Bannu	D.I. Khan	Mingora
TOWEL(3'x2') AV. QALTY	EACH	325.00	225.00	475.00	300.00	275.00	250.00
CEILING FAN 48" SUPER QLTY **	EACH	3083.33	3000.00	3000.00	3600.00	3250.00	2950.00
PEDESTAL FAN 22" SUPER QLTY	EACH	4600.00	4250.00	4500.00	4762.50	4730.00	3550.00
REFG. DAWLENCE 10 CFT. D.DOOR	EACH	30166.67	27000.00	30000.00	36000.00	33500.00	28750.00
D-FREEZER WAVES 8 CFT.	EACH	29916.67	30000.00	30000.00	40000.00	29000.00	30500.00
AIRCONDITIONER 1.5 TON PEL	EACH	40000.00	41000.00	40000.00	46250.00	44000.00	44000.00
SPLIT AIR CONDITIONER 1.5 TON (SPECIFY BRAND NAME)	EACH	43833.33	44000.00	42000.00	45000.00	41250.00	47000.00
AIRCOOLER SUPER ASIA	EACH	15466.67	15000.00	13750.00	11250.00	14900.00	9750.00
WASHING MACHINE SINGER	EACH	15566.67	15700.00	16000.00	14700.00	14700.00	14700.00
SEWING MACHINE(SINGER)	EACH	7200.00	7200.00	6095.00	5910.00	5000.00	6095.00
GIZER LARGE SIZE 30 GALLON CAPACITY SUP QLTY	EACH	20600.00	22900.00	16200.00	15200.00	17537.50	16500.00
GAS BURNER DOUBLE SPFY.BRAND	EACH	3183.33	2975.00	3500.00	2695.00	2100.00	1412.50
ELECT. IRON PHILIPS MDL.1120	EACH	3066.67	3200.00	3100.00	1500.00	1375.00	1500.00
ELECTRIC JUICER FOR APPLE	EACH	4734.00	4500.00	4000.00	4800.00	3625.00	1700.00
S.STEEL DEGHCHI MEDIUM SIZE ***	EACH	788.33	725.00	650.00	590.00	500.00	600.00
ALUMINIUM COOKING PAN (DEGCHI) MED SIZE	EACH	683.33	625.00	550.00	585.00	425.00	750.00
NON STICK COOKING PAN (DEGCHI) SUP. QLTY	EACH	1158.33	900.00	1200.00	570.00	525.00	750.00
FRYING PAN STEEL AVG. QLTY MED. SIZE	EACH	450.00	350.00	350.00	470.00	352.50	275.00
TAWA IORN (MEDIUM SIZE) AVG. QLTY	EACH	383.33	375.00	500.00	600.00	355.00	325.00
S.STEEL PLATE A.QLTY.(M.SIZE)	EACH	72.50	65.00	77.50	65.00	55.00	72.50
TABLE SPOON S.STEEL SUP.QLTY.	DOZEN	483.33	425.00	475.00	495.00	265.00	550.00
WATER SET JUG+6 GLASSES (OMROC)	SET	533.33	475.00	450.00	487.50	512.50	450.00
TEA SET PAK. CHINAWARE 21 PCS.	SET	2566.67	2100.00	2100.00	1500.00	1550.00	2650.00
DINNER SET PLASTIC 72 PIECES SUPERIOR QLTY	SET	8583.33	8000.00	6000.00	4275.00	3250.00	3750.00
HOTPOT SET PLASTIC 3 PCS.	SET	1233.33	1150.00	2000.00	1575.00	1025.00	1725.00
BUCKET(BALTI) PLASTIC MED.SIZ	EACH	366.67	325.00	350.00	465.00	290.00	350.00
LOTA PLASTIC (MED SIZE) AVERAGE QUALITY	EACH	55.00	45.00	55.00	40.00	38.75	65.00
PRESURE COOKER 4 LTR.	EACH	1350.00	1100.00	975.00	1475.00	1375.00	1450.00
WATER COOLER 9/10 LTR.PLASTIC ***	EACH	500.00	475.00	725.00	450.00	600.00	475.00
THERMOS STARVAC 1 LTR	EACH	483.33	462.50	575.00	550.00	500.00	675.00
BULB PHILIPS 100-WATTS	EACH	40.00	40.00	30.00	30.00	30.00	37.50
TUBE LIGHT PHILIPS 40 WATTS	EACH	100.00	100.00	105.00	95.00	125.00	130.00
ELECTRIC BLUBS "0" WATTE LOCAL	EACH	20.00	20.00	25.00	20.00	22.50	20.00
ELECTRIC BLUB ENERGY SAVER 14 WATTS	EACH	170.00	170.00	162.50	160.00	170.00	200.00
WASHING SOAP 250 GMS SPECIFY BRAND NAME	EACH	40.00	40.00	40.00	37.00	37.50	27.50
SURF EXCEL 400 GMS POLY BAG	EACH	125.00	125.00	125.00	120.00	111.25	130.00
WASHING POWDER 1000 GRM	EACH	150.00	185.00	185.00	175.00	185.00	185.00
WASHING POWDER (WHEEL/ BONUS) 100 GRAMS	EACH	90.00	90.00	90.00	100.00	105.00	90.00
CLEANSER POWDER VIM 1000 GM	PKT.	78.33	75.00	75.00	75.00	72.50	66.67
FINIS 500 ML	BOTTLE	170.00	170.00	182.50	140.00	110.00	110.00
PHNYLE TYPHONE/FINIS/CARRANITE 3 LITRES	BOTTLE	150.00	150.00	165.00	137.50	125.00	130.00
HARPIC	BOTTLE	150.00	150.00	150.00	140.00	142.50	125.00
BOOT POLISH CHERRY/KIWI 50ML	EACH	103.33	105.00	100.00	100.00	90.00	100.00
ROBIN BLUE (35 GRAMS)	PKT.	53.33	50.00	30.00	40.00	28.00	30.00
TISSU PAPER PERFUMED 100 PCS.	PKT	108.33	110.00	105.00	95.00	102.50	90.00
TOILET PAPER ROLL (R.PETEL)	P/ROLL	40.00	40.00	40.00	35.00	35.00	27.50
BOOT POLISH LIQUID CHEERY BLOSSOM KIWI 75 ML	BOTTLE	135.00	135.00	130.00	120.00	137.50	117.00
MATCH BOX SMALL	EACH	2.00	2.00	2.00	2.50	1.00	1.00
DRY CELL 1.5 VOLT(LOCAL)	EACH	33.33	30.00	15.00	25.00	20.00	20.00
HAND STITCHING NEEDLE M.SIZE	PACKET	5.83	6.00	10.00	6.00	6.00	5.00
SEWING MACHINE NEEDLE (SINGER)	EACH	5.83	6.00	7.50	5.00	5.00	5.00
HOUSEHOLD SERVANT FEMALE P/T	P/MNTH	1516.67	1200.00	3000.00	1625.00	2750.00	3500.00
MARRIAGE HALL WITH FURNITURE	P/HEAD	233.33	225.00	200.00	90.00	100.00	60.00
SEPTRAN TABLETS	10TAB.	15.00	19.30	15.00	18.00	16.00	15.00
BRUFEN TABS 200-MG.	10TAB.	10.67	10.00	10.00	10.00	10.00	10.00
PANADOL TAB. EXTRA/PLAIN	10TAB.	12.00	12.00	12.00	13.00	12.00	12.00
DISPRIN TAB.	10TAB.	12.00	12.00	10.00	13.00	12.00	10.00
TRISIL TAB.	10 TAB	10.00	10.00	10.00	10.00	10.00	10.00
FLAGYL TAB. 200 MG.	10TAB.	15.00	10.00	10.00	10.00	10.00	10.00
VENTOLIN TAB. 2MG.	10TAB.	10.00	10.00	10.00	10.00	9.67	10.00
DAONIL TAB. 5 MG.	10TAB.	17.00	17.00	16.30	17.00	16.80	17.00

Contd.

7.11 Intercity Consumer Prices August, 2016

Description	Unit	Peshawar	Mardan	Abbott- abad	Bannu	D.I. Khan	Mingora
ENTOX TAB.	10TAB.	10.00	10.00	10.00	10.00	10.00	10.00
RENITEC TAB. 5 MG.	10TAB.	58.50	59.00	58.00	59.00	50.53	58.50
CAC. 1000 TAB	BOTTLE	122.00	122.00	122.00	122.00	122.00	122.00
AMOXIL CAPSOLE 250 MG.S	10CAP.	35.33	35.00	36.00	35.00	36.00	35.00
CALCIUM SYRUP SANDOZ	BOTTLE	64.00	64.00	64.00	64.00	64.00	64.00
LEDERPLEX SYRUP	BOTTLE	52.00	52.00	35.00	35.00	52.74	35.00
SANCOS SYRUP (50 ML.)	BOTTLE	30.00	30.00	30.00	30.00	30.00	30.00
PHENERGAN SYRUP 120 ML.	BOTTLE	33.00	33.00	33.00	34.00	33.00	33.00
CALPOL SYRUP 60 ML.	BOTTLE	28.00	28.00	28.00	28.00	28.00	28.00
HYDRYLLIN SYRUP 120 ML.	BOTTLE	65.00	65.00	65.00	65.00	65.00	65.00
POLYFAX EYE OINTMENT	TUBE	21.00	21.00	21.00	23.00	21.75	21.00
BETNESOL EYE DROPS	BOTTLE	33.89	33.89	34.00	33.89	33.89	34.00
EAR DROPS (CARDISPORINE) ***	BOTTLE	25.00	25.00	21.00	25.00	21.00	21.00
BETNOVATE-N OINTMENT 5 GMS	TUBE	17.00	16.00	16.00	16.00	16.00	16.00
BURNOL CREAM 30 GRM	TUBE	0.00	0.00	0.00	0.00	0.00	0.00
VICKS VAPORUB/BALM	BOTTLE	36.00	36.00	36.00	36.00	36.00	36.00
GLYCRINE SMALL BOTTLE	BOTTLE	23.33	30.00	30.00	32.00	18.00	30.00
JOUHAR JOSHANDA	PKT.	7.83	8.00	8.00	8.00	8.00	10.00
GALXOS-D (450 GRMS)	PKT.	157.33	157.50	151.88	140.00	150.00	150.00
GRIPE-WATER WOODWARDS	BOTTLE	55.00	55.00	52.50	55.00	55.00	55.00
SANIPLAST ONE PUTTY	EACH	2.00	2.00	2.00	2.00	2.00	2.00
O.R.S. (NIMCOL)	PKT.	17.00	17.00	17.00	17.00	15.00	15.00
DETTOL (MEDIUM)	BOTTLE	46.00	46.80	46.80	46.80	48.00	46.80
COTTON BANDAGE 2" - 4"	EACH	9.00	9.00	15.00	10.00	5.50	6.00
THERMOMETER CHINA	EACH	41.33	40.00	70.00	40.00	45.00	40.00
DOCTOR (MBBS) CLINIC FEE	P/PAT.	266.67	250.00	250.00	175.00	250.00	350.00
URINE TEST (DR) CHARGES	P/TEST	100.00	100.00	100.00	100.00	120.00	100.00
BLOOD TEST (CP) CHARGES	P/TEST	200.00	200.00	287.50	175.00	130.00	250.00
SUGAR TEST (RANDOM/FASTING BOTH) CHARGES	P/TEST	200.00	200.00	150.00	140.00	140.00	100.00
ECG CHARGES	P/TEST	183.33	150.00	250.00	250.00	300.00	150.00
X-RAY (CHEST) CHARGES	P/X-RAY	283.33	300.00	250.00	225.00	300.00	180.00
CAR SUZUKI 800 CC (W/O. A/C)	EACH	714000.00	693000.00	645000.00	0.00	662000.00	0.00
CAR SUZUKI 1000 CC	EACH	1200200.00	1119000.00	1105000.00	0.00	1097000.00	0.00
CAR TOYOTA 1300 CC	EACH	1703000.00	1703000.00	1840000.00	0.00	1772000.00	0.00
CAR HONDA CIVIC	EACH	2679000.00	2679000.00	2520000.00	0.00	0.00	0.00
MOTORCYCLE HONDA CD-70.	EACH	63500.00	63500.00	63500.00	63500.00	63875.00	63500.00
MOTORCYCLE YAMAHA 100CC.	EACH	80000.00	80000.00	79300.00	79000.00	79300.00	0.00
MOTOR CYCLE HERO 70 CC	EACH	43333.33	43500.00	46000.00	43000.00	45000.00	45000.00
BICYCLE WITH TYRES & TUBES	EACH	9000.00	7700.00	9900.00	9300.00	6825.00	6650.00
TYRE CAR WITH TUBE GENERAL	EACH	3593.33	3440.00	3000.00	4900.00	3500.00	3500.00
TYRE MOTOR CYCLE WITHOUT TUBE	EACH	1291.67	1300.00	1150.00	1175.00	1050.00	1250.00
TYRE CYCLE SPECIFY BRAND NAME	EACH	331.67	340.00	550.00	557.50	325.00	500.00
TYRE CAR W/O TUBE	EACH	3460.00	3100.00	2625.00	4600.00	3600.00	3350.00
PETROL SUPER	LITRE	64.21	64.21	64.21	64.21	64.21	64.21
HIGH SPEED DIESEL HSD	LITRE	72.46	72.46	72.46	72.46	72.46	72.46
CNG	K.G.	75.82	0.00	0.00	0.00	0.00	75.82
GAS CYLINDER STAND. SIZE	EACH	990.00	990.00	950.00	850.00	1125.00	800.00
MOTOR CYCLE SERVICE CHARGES	EACH	300.00	280.00	300.00	325.00	275.00	262.50
CAR SERVICE CHARGES	EACH	300.00	300.00	400.00	0.00	400.00	282.50
TYRE PUNCTURE CHARGES	EACH	60.83	50.00	75.00	80.00	50.00	55.00
CYCLE OVERHAULING CHARGES	EACH	350.00	350.00	275.00	600.00	300.00	250.00
CAR TAX FOR 800CC TO 1300CC	YEARLY	1075.00	1075.00	1075.00	1075.00	1075.00	1075.00
TRAIN FARE ECO. 1-100 KM.	P/KM.	0.68	0.00	0.68	0.68	0.00	0.00
TRAIN FARE ECO. 101-500 KM.	P/KM.	0.98	0.00	0.98	0.98	0.00	0.00
TRAIN FARE ECO. > 500 KM.	P/KM.	0.89	0.00	0.89	0.89	0.00	0.00
TRAIN FARE IST SLP. 1-100KM	P/KM.	2.10	0.00	2.10	2.10	0.00	0.00
TRAIN FARE IST SLP.101-500 KM	P/KM.	2.59	0.00	2.59	2.59	0.00	0.00
TRAIN FARE IST SLP. > 500 KM	P/KM.	1.99	0.00	1.99	1.99	0.00	0.00
TRAIN FARE A/C SLP. 1-100KM.	P/KM	5.76	0.00	5.76	5.76	0.00	0.00
TRAIN FARE A/C SLP.101-500KM	P/KM.	4.59	0.00	4.59	4.59	0.00	0.00
TRAIN FARE A/C SLP > 500KM.	P/KM	4.16	0.00	4.16	4.16	0.00	0.00

Contd.

7.11 Intercity Consumer Prices August, 2016

Description	Unit	Peshawar	Mardan	Abbott- abad	Bannu	D.I. Khan	Mingora
PLATFORM TICKET	EACH	10.00	0.00	10.00	10.00	0.00	0.00
AUTO RICKSHAW FARES	KM/MIN	53.33	60.00	50.00	40.00	50.00	50.00
FULL TONGA CHARGES	KM/MIN	60.00	60.00	60.00	50.00	0.00	0.00
TAXI 4 SEATER FARE	KM/MIN	100.00	100.00	150.00	40.00	150.00	75.00
BUS FARE MIN (WITHIN CITY)	TICKET	10.00	10.00	10.00	10.00	0.00	0.00
BUS FARE MAX (WITHIN CIT	TICKET	20.00	19.00	10.00	20.00	0.00	0.00
BUS FARE OUTSIDE CITY	P/KM.	0.79	0.79	0.79	0.79	0.79	0.79
A/C BUS FARE OUTSIDE CITY	P/KM.	0.90	0.90	0.90	0.90	0.90	0.90
MINIBUS FARE MIN.WITH IN CITY	TICKET	10.00	0.00	0.00	0.00	0.00	0.00
MINIBUS FARE MAX.WITH IN CITY	TICKET	20.00	0.00	0.00	0.00	0.00	0.00
SUZUKI FARE MIN.WITH IN CITY	TICKET	10.00	10.00	10.00	0.00	10.00	10.00
SUZUKI FARE MAXIMUM W.IN CITY	TICKET	20.00	20.00	13.00	0.00	15.00	15.00
AIR FARE ECONOMY CLASS.	P/KM.	19.26	0.00	0.00	0.00	0.00	0.00
POSTAL ENVELOPE DOMESTIC	EACH	8.00	8.00	8.00	8.00	8.00	8.00
ENVELOPE FOR SAUDI ARABIA	EACH	50.00	50.00	50.00	50.00	50.00	50.00
POSTAL REGISTRATION CHARGES	EACH	28.00	28.00	38.00	36.00	28.00	28.00
U.M.S. REG CHARGES MIN.	EACH	59.00	59.00	59.00	59.00	59.00	59.00
T.C.S. CH. MIN.WITH IN ZONE	EACH	150.00	150.00	150.00	110.00	150.00	130.00
TELEPHONE CHARGES LOCAL CALL	P/CALL	3.94	3.94	3.94	3.94	3.94	3.94
TEL CHARGES OUT SIDE CITY	P/CALL	3.94	3.94	3.94	3.94	3.94	3.94
INTERNET CHARGES	P/HOUR	30.00	30.00	30.00	40.00	42.50	40.00
MOBILE CELL CHARGES	P/UNIT	2.88	2.88	4.00	2.88	2.50	2.50
FAX CHARGES (LOCAL)	P/PAGE	20.00	30.00	20.00	15.00	15.00	10.00
TELEPHONE SET AV. QLTY	EACH	1183.33	1250.00	1650.00	1050.00	1300.00	1200.00
MOBILE SET NOKIA/SONY/ERICSON/SAMSUNG WITHOUT CAMERA	EACH	2950.00	3100.00	3500.00	2900.00	2250.00	2550.00
T.V. 20" COLORED WEGA H-A21.	EACH	25000.00	33000.00	20000.00	24000.00	20000.00	25500.00
T.V 20" COLOR CHINA/KORIA)	EACH	8833.33	10000.00	10500.00	11000.00	9550.00	8500.00
V.C.P. PANASONIC/LG/NAT	EACH	4000.00	0.00	6500.00	6750.00	5000.00	0.00
DVD/VCD PLAYER PANASONIC/LG	EACH	3066.67	4000.00	6800.00	1950.00	5500.00	1925.00
RADIO WITH C.PLAYER NATIONAL	EACH	2633.33	2650.00	2800.00	2175.00	1900.00	1450.00
PERSONNEL COMPUTER (BRANDED)	EACH	50000.00	48800.00	42000.00	50000.00	41500.00	34500.00
VID. CASSETTE BLK. TDK/SONY	EACH	100.00	100.00	55.00	110.00	100.00	125.00
COM. C.D. (TDK/IMATION)	EACH	40.00	40.00	50.00	65.00	50.00	50.00
TAPE RECORDER CASSETTE BLANK	EACH	30.00	30.00	60.00	25.00	42.50	70.00
VIDEO GAME SEGA 16 BYTE	EACH	1250.00	1250.00	1800.00	1500.00	1475.00	0.00
CINEMA A/C. HIGH CLASS	TICKET	85.00	30.00	0.00	0.00	0.00	0.00
CINEMA NON-A/C HIGH CLASS	TICKET	85.00	30.00	30.00	40.00	50.00	100.00
CABLE CHARGES	P/MONT	200.00	300.00	250.00	325.00	300.00	200.00
TV.LICENCE FEE DOMESTIC	YEARLY	420.00	420.00	420.00	420.00	420.00	420.00
ENGLISH BOOK CLASS V1	EACH	75.00	75.00	75.00	75.00	75.00	75.00
ENGLISH BOOK CLASS IX OR X	EACH	68.00	68.00	68.00	68.00	68.00	68.00
ENG. BOOK IST.YR COMPLETE SET	EACH	76.00	76.00	76.00	76.00	76.00	76.00
ENGLISH BOOK BA/B.SC	EACH	120.00	120.00	120.00	120.00	120.00	120.00
URDU BOOK CLASS V (T.B.BORD)	EACH	76.00	76.00	76.00	76.00	76.00	76.00
URDU BOOK CLASS IX/X(T.B.B)	EACH	58.50	58.50	58.50	58.50	58.50	58.50
URDU BOOK IST.YEAR/INTER	EACH	81.00	76.00	76.00	76.00	76.00	76.00
URDU BOOK BA/B.SC	EACH	170.00	160.00	160.00	160.00	160.00	160.00
MATHS BOOK CALSS V (T.B.B)	EACH	105.00	112.50	105.00	105.00	105.00	105.00
MATHS BOOK CLASS IX OR X	EACH	117.00	117.00	117.00	117.00	117.00	117.00
MATHS BOOK IST.YEAR (T.B.B)	EACH	176.00	176.00	176.00	176.00	176.00	176.00
PAKISTAN STUDIES BOOK BA/B.SC	EACH	120.00	120.00	120.00	120.00	120.00	120.00
DAILY "DAWN"	P/COPY	19.00	19.00	19.00	19.00	19.00	19.00
DAILY "JANG"	P/COPY	12.00	12.00	12.00	12.00	12.00	12.00
DAILY "NAWA-E-WAQT"	P/COPY	12.00	12.00	12.00	12.00	12.00	12.00
WEEKLY "AKHBAR-E-JAHAN"	P/COPY	55.00	55.00	55.00	55.00	55.00	55.00
WEEKLY "MAG"	P/COPY	45.00	45.00	45.00	45.00	45.00	45.00
MONTHLY "NAUNEHAL DIGEST"	P/COPY	35.00	35.00	35.00	35.00	35.00	35.00
PAPER FOOLSCAPE (27"x17")	QUIRE	20.00	20.00	35.00	35.00	47.50	25.00
EXERCISE.BOOK LINED 80/100 PGS	EACH	71.67	65.00	65.00	55.00	45.00	65.00
PENCILGOLDFISH/DEER	EACH	6.67	7.00	6.00	6.00	5.00	10.00
PEN INK DOLLOR 57 ML BOTTLE	EACH	20.00	20.00	25.00	20.00	20.00	20.00

Contd.

7.11 Intercity Consumer Prices August, 2016

Description	Unit	Peshawar	Mardan	Abbott- abad	Bannu	D.I. Khan	Mingora
PHOTOSTATE PAPER 70 GM	PRT	326.67	330.00	370.00	300.00	355.00	350.00
BALL PEN (local)	EACH	7.00	7.25	7.00	8.50	5.00	10.00
FOUNTAIN PEN HERO/WINGS/CHINA	EACH	44.17	60.00	55.00	35.00	40.00	50.00
PRIVATE SCHOOL FEE ENGLISH MEDIUM AVERAGE STANDARD (CLASS I)	P/MONTH	1966.67	2000.00	2500.00	575.00	500.00	1000.00
PRIVATE SCHOOL FEE ENGLISH MEDIUM AVERAGE STANDARD (CLASS V)	P/MONTH	2200.00	2300.00	3000.00	750.00	800.00	1000.00
PRIVATE SCHOOL FEE ENGLISH MEDIUM AVERAGE STANDARD (CLASS VI)	P/MONTH	2200.00	2300.00	3500.00	800.00	1000.00	1250.00
PRIVATE SCHOOL FEE ENGLISH MEDIUM AVERAGE STANDARD (CLASS X)	P/MONTH	2266.67	2800.00	4000.00	950.00	1800.00	2000.00
PRIVATE MEDICLE COLLEGE FEE MBBS (1ST YEAR)	P/MONTH	52333.33	0.00	50000.00	0.00	0.00	0.00
PRIVATE ENGINEERING COLLEGE FEE (ISTR YEAR)	P/MONTH	15000.00	15000.00	0.00	0.00	0.00	0.00
GOVT. COLLEGE FEE 1ST. YEAR	MONTH	42.09	42.09	42.09	42.09	42.09	42.09
GOVT. COLLEGE FEE 4TH. YEAR	MONTH	54.90	54.79	50.00	50.00	39.59	39.59
GOVT. UNIVERSITY FEE MSC.	MONTH	1487.93	1487.93	539.58	620.00	540.00	540.00
GOVT. MED. COLLEGE FEE MBBS	MONTH	641.67	641.66	641.66	642.00	641.66	641.66
GOVT. ENGG. COLL. FEE I YEAR	MONTH	595.83	595.83	0.00	404.17	595.83	0.00
COACHING FEE FOR CLASS IX/X	P/MONTH	2500.00	2500.00	1200.00	800.00	1000.00	1750.00
COACHING CHARGES FOR CLASS 1ST YEAR/INTER (SCIENCE)	P/MONTH	3000.00	3000.00	1500.00	800.00	1100.00	2750.00
COACHING CHARGES FOR CLASS 1ST YEAR/INTER (COMMERCE)	P/MONTH	3000.00	3000.00	1500.00	750.00	1000.00	950.00
I.T. TUITION FEES	P/MONTH	8667.00	5000.00	4166.00	3000.00	2100.00	0.00
MBA TUITION FEES	P/MONTH	7889.00	6000.00	3000.00	3500.00	2100.00	0.00
BREAD TANDOORI ST. SIZE	EACH	10.00	10.00	10.00	10.00	6.00	10.00
COOKED MUTTON (AV. HOTEL)	PLATE	183.33	120.00	120.00	150.00	140.00	185.00
COOKED BEEF (AV. HOTEL)	PLATE	121.67	100.00	85.00	95.00	100.00	125.00
COOKED DAL (AV. HOTEL)	PLATE	60.00	60.00	50.00	47.50	70.00	65.00
CHICKEN BIRYANI FULL/DOUBLE	PLATE	133.33	140.00	150.00	130.00	145.00	190.00
TEA PREPARED (ORDINARY)	CUP	15.00	20.00	20.00	20.00	15.00	17.50
HAIRCUT CHARGES FOR MEN	P/CUT	141.67	120.00	85.00	77.50	55.00	82.50
BEAUTY PORL HAIR STYL CHARGE	P/STY.	250.00	225.00	600.00	167.50	140.00	450.00
SHAVING CHARGES	PER SHV	76.67	80.00	50.00	40.00	32.50	55.00
LIPSTICK S.MISS/MEDORA	EACH	113.33	120.00	115.00	120.00	100.00	90.00
NAIL POLISH S.MISS/MEDORA	EACH	103.33	100.00	105.00	120.00	100.00	85.00
PERFUME MED.SIZE MEDORA/BROACH	EACH	186.67	200.00	140.00	160.00	180.00	150.00
HAIR-OIL AMLA/CHAMBELI	BOTTLE	120.00	130.00	120.00	130.00	85.00	100.00
TOILET SOAP LUX 95 GRAMS	EACH	40.67	42.00	40.00	44.00	39.00	35.00
TOILET SOAP LIFEBOUY 140 GRM	EACH	37.00	37.00	36.00	36.00	36.00	36.00
TOILET SOAP SAFEGUARD BATH SIZE	EACH	46.00	46.00	46.00	50.00	48.00	46.00
TOOTHPASTE MACKLINES 70 GRM	EACH	50.00	50.00	50.00	50.00	50.00	50.00
TOOTHPAST MED SIZE CLGATE 70 GMS	EACH	67.50	70.00	70.00	70.00	60.00	75.00
TOOTHBRUSH SHEILD A/PLAQUE	EACH	45.00	45.00	45.00	32.50	40.00	46.25
TOOTHPOWDER DENTONIC 90 GRM	EACH	30.67	32.00	30.00	30.00	25.00	22.00
HAIR-COLOUR BEGIN (6 GMS)	EACH	103.33	100.00	100.00	95.00	95.00	105.00
HAIR COLOUR (KALAKOLA)	BOTTLE	130.00	130.00	130.00	120.00	125.00	130.00
FACECREAM PONDS (MEDIUM)	EACH	116.67	120.00	120.00	130.00	110.00	110.00
TALC POWDER VICE ROAY,B.CAT	EACH	136.67	150.00	145.00	135.00	110.00	110.00
BLADE TREET ORDINARY 10'S	PKT.	36.67	35.00	45.00	30.00	30.00	30.00
BLADE 7-O-CLOCK STAIN. 5'S	PKT.	35.00	35.00	30.00	30.00	35.00	37.50
SHAMPOO SUNSILK/PAIN TIN 100 ML	BOTTLE	100.00	100.00	100.00	100.00	110.00	110.00
BEAUTY CREAM (FAIR & LOVELY)	EACH	66.67	85.00	185.00	85.00	170.00	115.00
HAIR REMOVING CREAM (EU-CREAM)	TUBE	60.00	60.00	65.00	75.00	55.00	60.00
GEL MEDIUM SIZE	BOTTLE	120.00	120.00	150.00	60.00	85.00	120.00
DISPOSABLE RAZOR GILLET-II	EACH	45.00	45.00	45.00	35.00	45.00	45.00
SHAVING CREAM TOUCH-ME/ADM.	EACH	63.33	60.00	65.00	60.00	55.00	60.00
GOLD TEZABI 24 CT	10 GM.	45000.00	44334.00	44581.00	44500.00	43750.00	43457.00
SILVER TEZABI 24 CT	10 GM.	625.00	667.00	643.00	750.00	610.00	576.00
ARTIFICIAL JEWELLARY SET	SET	983.33	950.00	750.00	975.00	230.00	2125.00
WRIST WATCH GENTS CITIZEN (ORIGINAL) ***	EACH	4000.00	4000.00	2000.00	2500.00	2500.00	4000.00
WRIST WATCH LADIES CITIZEN (ORIGINAL) ***	EACH	4000.00	4500.00	1750.00	2500.00	2500.00	2750.00
WALL CLOCK QUARTZ AV.QLTY	EACH	1350.00	1500.00	525.00	495.00	255.00	650.00
SUITCASE REXIN (24"x16"x6")	EACH	725.00	625.00	1200.00	775.00	725.00	850.00
TRUNK MEDIUM SIZE ***	EACH	1500.00	1500.00	1200.00	1800.00	1300.00	950.00
PURSE LADIES (LEATHER) AVERAGE QUALITY	EACH	1233.33	975.00	700.00	850.00	500.00	600.00

7.11 Intercity Consumer Prices August, 2016

Description	Unit	Quetta	Turbat	Gawadar	Loralai	Khuzdar	D.M. Jamali
WHEAT	10 KG.	350.00	440.00	430.00	380.00	350.00	320.00
WHEAT FLOUR FINE/SUPERIOR.	KG.	51.00	51.00	50.00	46.00	40.00	40.00
WHEAT FLOUR AVG. QLTY	KG.	49.00	45.00	46.50	44.00	40.00	38.00
WHEAT FLOUR BAG	10 KG.	400.00	450.00	460.00	420.00	380.00	355.00
MAIDA	KG.	60.00	76.00	75.00	70.00	43.00	50.00
SUJI	KG.	70.00	80.00	80.00	70.00	70.00	50.00
BESAN AV. QLTY.	KG.	145.00	140.00	160.00	140.00	120.00	140.00
RICE BASMATI SUP. QLTY.	KG.	150.00	150.00	160.00	120.00	90.00	110.00
RICE BASMATI 385/386	KG.	70.00	75.00	90.00	90.00	50.00	77.50
RICE BASMATI BROKEN AV.QLTY	KG.	70.00	60.00	70.00	60.00	40.00	52.50
RICE IRRI-6 (SINDH/PUNJAB)	KG.	50.00	45.00	54.00	50.00	40.00	37.50
VERMICELLI	KG.	75.00	80.00	80.00	80.00	70.00	75.00
BREAD PLAIN MEDIUM SIZE	EACH	40.00	30.00	30.00	40.00	40.00	37.50
RUSK (PAPAY)	KG.	135.00	160.00	200.00	180.00	160.00	140.00
BISCUITS-PACKED	PKT	35.00	35.00	35.00	40.00	35.00	35.00
BISCUIT-BAKERY (LOOSE)	250 GM	55.00	60.00	60.00	75.00	90.00	70.00
CORNFLAKS FAUJI 225 GM.	PKT	198.00	152.00	154.00	135.00	153.00	190.00
SAMOSA (VEGATABLE)	EACH	12.00	10.00	10.00	15.00	7.00	10.00
PASTRY AV.QLTY.	EACH	22.50	22.00	20.00	30.00	15.00	20.00
PATTIES (VEGATABLES)	EACH	25.00	22.00	20.00	30.00	15.00	30.00
NIMCO	250 GM	45.00	70.00	90.00	75.00	90.00	70.00
CHIPS	250 GM	50.00	75.00	90.00	60.00	85.00	65.00
BEEF WITH BONE AV.QLTY.	KG	335.00	440.00	420.00	320.00	320.00	260.00
MUTTON AV.QLTY.	KG	620.00	700.00	700.00	600.00	550.00	545.00
CHICKEN FARM BROILER (LIVE)	KG	155.00	265.00	290.00	160.00	200.00	130.00
FISH-RAHU MEDIUM SIZE	KG	310.00	390.00	350.00	320.00	230.00	275.00
MILK FRESH (UNBOILED)	LTR.	90.00	110.00	110.00	95.00	80.00	80.00
CURD	KG.	100.00	120.00	120.00	95.00	90.00	120.00
MILK TETRA PACK 1/2 LTR.	PKT.	60.00	64.00	62.00	65.00	50.00	50.00
LACTOGEN 400 GRAMS	PKT.	425.00	435.00	434.00	425.00	435.00	435.00
POWDER MILK NIDO 400GM.	PKT	389.74	380.00	379.00	380.00	380.00	390.00
MILK POWDER LOOSE/PACKED	KG.	400.00	500.00	510.00	440.00	790.00	475.00
BUTTER LOCAL PACKED	50 GM.	24.00	30.00	30.00	25.00	30.00	37.50
EGGS FARM	DOZ	100.00	100.00	99.00	85.00	80.00	115.00
MUSTARD OIL AV.QLTY.	KG.	190.00	180.00	210.00	180.00	160.00	190.00
COOKING OIL (DALDA)	2.5LTR	445.00	440.00	485.00	545.00	440.00	440.00
COOKING OIL (PAKWAN) OTHER BRAND SPECIFY	2.5 LTR	415.00	425.00	505.00	420.00	445.00	430.00
VEGETABLE GHEE TIN	2.5KG.	430.00	440.00	480.00	425.00	440.00	440.00
VEGETABLE GHEE (LOOSE)	KG.	125.00	157.50	170.00	150.00	120.00	150.00
DATES AV.QLTY.	KG.	185.00	175.00	100.00	240.00	100.00	200.00
PISTACHIO AV.QLTY.	50 GM.	55.00	60.00	100.00	60.00	150.00	70.00
ALMONDS WHOLE AV.QLTY.	KG.	700.00	530.00	525.00	540.00	900.00	825.00
COCONUT DRY AV.QLTY.	KG.	275.00	300.00	270.00	240.00	550.00	250.00
RAISINS AV.QLTY.	50 GM.	22.50	24.00	25.00	20.00	60.00	27.50
GROUNDNUTS (WITH SHELL)	KG.	200.00	165.00	160.00	200.00	200.00	250.00
MALTA/MOSAMBI	DOZ	0.00	0.00	0.00	0.00	0.00	0.00
KINNU	DOZ	0.00	0.00	0.00	0.00	0.00	0.00
APPLE	KG	80.00	95.00	110.00	35.00	60.00	70.00
ALOO BUKHARA	KG	120.00	90.00	100.00	0.00	50.00	180.00
POMEGRANATE (ANNAR)	KG	160.00	145.00	160.00	0.00	0.00	0.00
GRAPES	KG	110.00	140.00	155.00	0.00	120.00	120.00
BANANAS	DOZ	70.00	80.00	85.00	105.00	80.00	60.00
MANGO KALMI	KG	100.00	100.00	100.00	105.00	85.00	110.00
GUAVA	KG	0.00	85.00	90.00	0.00	0.00	0.00
WATERMELON (TURBOOZ)	KG	0.00	0.00	0.00	0.00	0.00	0.00
MUSKMELON (KHARBOOZA)	KG	0.00	0.00	0.00	0.00	0.00	0.00
SWEETMELON (GARMA)	KG	55.00	75.00	80.00	0.00	60.00	0.00
PULSE MASOOR (WHOLE)	KG.	160.00	150.00	155.00	160.00	150.00	140.00
PULSE MASOOR (WASHED)	KG.	165.00	160.00	160.00	160.00	180.00	155.00
PULSE MOONG (WASHED)	KG.	165.00	165.00	175.00	160.00	240.00	165.00
PULSE MASH (WASHED)	KG.	275.00	200.00	200.00	280.00	200.00	185.00
PULSE GRAM	KG.	175.00	140.00	140.00	160.00	150.00	155.00

Contd.

7.11 Intercity Consumer Prices August, 2016

Description	Unit	Quetta	Turbat	Gawadar	Loralai	Khuzdar	D.M. Jamali
GRAM WHOLE BLACK AV.QLTY.	KG.	140.00	130.00	130.00	140.00	170.00	110.00
GRAM WHOLE YELLOW AV.QLTY	KG.	160.00	160.00	160.00	180.00	220.00	185.00
BEANS (LAL LOBIA)	KG.	150.00	90.00	90.00	140.00	180.00	125.00
POTATOES	KG	28.00	30.00	40.00	27.50	29.00	27.50
ONION	KG	30.00	25.00	30.00	25.00	15.00	30.00
TURNIP	KG	0.00	0.00	0.00	0.00	0.00	0.00
RADISH	KG	0.00	0.00	0.00	0.00	0.00	0.00
TOMATOES	KG	45.00	80.00	95.00	57.50	55.00	65.00
CABBAGE	KG	0.00	0.00	0.00	0.00	0.00	0.00
CAULIFLOWER	KG	0.00	0.00	0.00	0.00	0.00	0.00
BRINJAL	KG	37.50	65.00	80.00	65.00	30.00	40.00
PUMPKIN	KG	77.50	50.00	60.00	0.00	0.00	55.00
BOTTLEGOURD	KG	47.50	50.00	70.00	60.00	25.00	55.00
LADY FINGER	KG	82.50	85.00	95.00	65.00	70.00	120.00
PEAS	KG	0.00	0.00	0.00	0.00	0.00	0.00
SPINACH	KG	0.00	0.00	0.00	0.00	0.00	0.00
TINDA	KG	57.50	95.00	100.00	50.00	50.00	55.00
TURAI	KG	82.50	70.00	75.00	40.00	60.00	55.00
KARAILA	KG	82.50	120.00	120.00	75.00	95.00	90.00
ARVI	KG	47.50	50.00	70.00	120.00	0.00	55.00
CHILLIES GREEN	KG	92.50	135.00	145.00	120.00	60.00	75.00
CARROT	KG	0.00	0.00	0.00	0.00	0.00	0.00
COCUMBER (KHEERA)	KG	57.50	85.00	100.00	80.00	40.00	55.00
LEMON	250GM	32.50	50.00	70.00	52.50	60.00	25.00
SUGAR REFINED	KG.	71.00	74.00	75.00	75.00	69.00	69.50
GUR AV.QLTY	KG.	90.00	90.00	90.00	85.00	90.00	87.50
HONEY LANGANESE 500 GM.	BOTTLE	740.00	650.00	700.00	610.00	500.00	800.00
MILO 200 GM.	BOTTLE	200.00	220.00	215.00	200.00	200.00	220.00
CUSTARD POWDER RAFHAN 300 GM.	PKT	75.00	82.50	80.00	80.00	75.00	75.00
TOFFEE (HILAL)	EACH	1.00	2.00	2.50	1.00	1.00	2.00
CHOWKELATE CANDY (SMALL SIZE)	EACH	5.00	10.00	10.00	5.00	5.00	5.00
SWEETMEAT (MIXED)	KG	250.00	350.00	350.00	280.00	300.00	320.00
ICE CREAM WALLS	CUP.	40.00	40.00	45.00	40.00	40.00	40.00
ICE	KG	15.00	10.00	15.00	10.00	30.00	20.00
JAM AHMED/MITCHELLES	BOTTLE	140.00	160.00	130.00	140.00	190.00	147.50
SQUASH-MITCHELLES	BOTTLE	160.00	145.00	160.00	160.00	160.00	150.00
ROOH AFZA	BOTTLE	170.00	160.00	160.00	160.00	150.00	160.00
JAM-E-SHIREEN	BOTTLE	170.00	155.00	160.00	175.00	160.00	160.00
SAUNF	50 GM	13.50	14.50	14.00	15.00	40.00	15.00
CINAMON LOOSE AV. QLTY	50 GM.	22.50	30.00	40.00	30.00	40.00	22.50
CUMINSEED WHITE NATIONAL	50 GM.	50.00	52.00	50.00	55.00	80.00	54.00
PEPPER BLACK NATIONAL	50 GM.	96.00	80.00	75.00	110.00	90.00	100.00
CLOVES LOOSE AV.QLTY	50 GM.	86.00	30.00	50.00	150.00	110.00	120.00
CARDAMOM LARGE LOOSE AV.QLTY	50 GM.	145.00	60.00	100.00	150.00	210.00	105.00
CARDAMOM SMALL AV.QLTY	50 GM.	180.00	150.00	150.00	100.00	190.00	95.00
SALT-POWDERED (LAHORI) LOOSE	KG.	10.00	12.00	10.00	10.00	10.00	10.00
SALT POWDERED (NATIONAL/SHAN)	PKT	25.00	25.00	25.00	25.00	25.00	25.00
CHILLIES POWD.NATIONAL 200GM	PKT	105.00	120.00	120.00	110.00	105.00	105.00
CHILLIES POWDER LOOS	KG.	310.00	450.00	350.00	320.00	300.00	290.00
CORRIANDER SEED POWD.NATIONAL	PKT	104.00	80.00	80.00	116.00	100.00	104.00
CORRIANDER SEED (LOOSE)	KG.	230.00	165.00	290.00	280.00	300.00	245.00
TURMERIC POWD.NATIONAL 50GM	PKT.	35.00	56.00	35.00	35.00	39.00	35.00
CURRY POWD. NATIONAL 200 GM	PKT.	87.00	90.00	100.00	85.00	86.00	86.00
TOMATO KETCHUP AHMED/MITCHL	BOTTLE	85.00	100.00	100.00	90.00	120.00	110.00
PICKLES AHMED/MITCHELLES	BOTTLE	105.00	105.00	110.00	120.00	120.00	115.00
VINEGAR SYNTHETIC (SIRKA)	BOTTLE	85.00	50.00	60.00	50.00	50.00	72.50
GARLIC	KG	190.00	300.00	300.00	200.00	200.00	220.00
GINGER	KG	175.00	195.00	200.00	240.00	250.00	260.00
TAPAL DANEDAR TEA 200GM PACKET	PKT	183.16	158.00	158.00	160.00	174.00	157.89
TEA LIPTON YELLOW LABEL 200GM.	PKT.	157.89	165.00	165.00	175.00	157.89	157.89
TEA LOOSE KENYA AV.QLTY 250GM.	PKT.	112.50	172.50	170.00	150.00	170.00	180.00
COFFEE-NESCAFE 75 GM. **	BOTTLE	300.00	300.00	298.00	220.00	270.00	275.00

Contd.

7.11 Intercity Consumer Prices August, 2016

Description	Unit	Quetta	Turbat	Gawadar	Loralai	Khuzdar	D.M. Jamali
COLD DRINK (STANDARD SIZ)	BOTTLE	25.00	30.00	30.00	25.00	25.00	25.00
FRUIT JUICE TETRA PACK	PKT.	15.00	20.00	20.00	16.50	20.00	20.00
MINERAL WATER NESTLE 1.5 LTR	BOTTLE	45.00	50.00	50.00	50.00	50.00	50.00
CIGARETTES K-2 10'S **	PKT	60.00	45.00	45.00	70.00	70.00	60.00
CIGARETTES CAPSTAN 10'S **	PKT	65.00	80.00	75.00	75.00	70.00	70.00
CIGARETTES GOLD LEAF 20'S	PKT	130.00	130.00	125.00	140.00	130.00	130.00
CIGARETTES MORVEN GOLD 20'S	PKT	65.00	70.00	70.00	75.00	70.00	70.00
BETEL LEAVES	50GM.	40.00	40.00	40.00	35.00	70.00	55.00
BETEL NUTS	KG.	235.00	240.00	240.00	300.00	350.00	200.00
LONG CLOTH 57" GUL AHMED/AL-KARAM	METER	170.00	200.00	200.00	250.00	200.00	225.00
SHIRTING AV.QLTY.	METER	150.00	150.00	150.00	155.00	200.00	155.00
PANT CLOTH W & WEAR AV.QLTY	METER	300.00	270.00	300.00	370.00	200.00	200.00
LAWN PRINTED GUL AHMED/AL-KARAM	METER	180.00	200.00	170.00	215.00	180.00	205.00
GEORGETTE AV.QLTY	METER	105.00	90.00	80.00	135.00	100.00	70.00
LINEN AV.QLTY ***	METER	100.00	70.00	75.00	130.00	160.00	100.00
HEAVY WT SUITING LAWERNCPUR AVG QLTY	METER	1100.00	1100.00	1100.00	1000.00	1100.00	900.00
HEAVY WT SUITING LAWERNCPUR SUP QLTY	METER	1300.00	1300.00	1300.00	1500.00	1300.00	1300.00
TROPICAL SUITING LAW.PUR	METER	950.00	950.00	950.00	1000.00	950.00	950.00
PANT BOY 24"/26" LENGTH.	EACH	375.00	400.00	360.00	500.00	1000.00	325.00
SHIRT BOY 24"/26" LENGTH	EACH	275.00	350.00	350.00	300.00	1000.00	325.00
SCHOOL UNI. PANT,SHIRT BOYS	SUIT	900.00	1200.00	1000.00	625.00	1100.00	485.00
SCHOOL UNI. KAMEEZ,SHAL.BOYS	SUIT	1200.00	1000.00	850.00	590.00	1100.00	350.00
SCHOOL UNI. KAMEEZ,SHAL.GIRL	SUIT	1300.00	1000.00	1100.00	600.00	1100.00	500.00
FROCK W/WEAR GIRLS	EACH	450.00	300.00	350.00	600.00	1000.00	350.00
AWAMI-SUIT W & W(BOY) 24"/26	SUIT	475.00	1000.00	1000.00	675.00	500.00	550.00
AWAMI-SUIT W&W (GENTS)AV.QLTY	SUIT	675.00	900.00	850.00	875.00	700.00	1100.00
PULLOVER GENTS OXFORD/BON.	EACH	3250.00	2000.00	2000.00	2800.00	2000.00	2250.00
PULLOVER LADIES OXFORD/BON.	EACH	3350.00	2150.00	2175.00	3000.00	2750.00	2000.00
PULLOVER (GENTS) OTHERS A.QTY	EACH	725.00	600.00	575.00	1100.00	950.00	1800.00
SECOND-HAND COAT FOR MEN	EACH	300.00	250.00	250.00	410.00	300.00	325.00
SECONDHAND SWEETER FOR MEN DUP QLTY	EACH	350.00	200.00	200.00	350.00	220.00	200.00
SECONDHAND WINTER JACKET	EACH	325.00	275.00	250.00	275.00	220.00	275.00
UNDERWEAR AV.QLTY MEDIUM SIZE	EACH	65.00	100.00	100.00	70.00	200.00	65.00
VEST FOR MEN AV.QLTY.	EACH	75.00	130.00	105.00	107.50	200.00	130.00
VEST/SHAMEEZ (WOMEN) AVG. QLTY	EACH	105.00	160.00	170.00	115.00	300.00	100.00
SOCKS NYLON (PAKISTANI)	PAIR	67.50	120.00	120.00	75.00	80.00	55.00
BRASSIER AV.QLTY.	EACH	100.00	120.00	120.00	115.00	400.00	130.00
BRASSIER SUP QLTY	EACH	250.00	200.00	200.00	300.00	400.00	212.50
DOPATTA GEORGETTE AV.QLTY.	EACH	210.00	300.00	300.00	185.00	350.00	190.00
DOPATTA COTTON AV GLTY	EACH	125.00	200.00	220.00	125.00	350.00	140.00
CHADDAR (WWEAR) (2x2.5 MTR)	EACH	230.00	300.00	300.00	450.00	400.00	525.00
LUNGI/DHOTI(COTTON) AVG. QLTY	EACH	240.00	250.00	270.00	450.00	350.00	200.00
HANDKERCHIEF AVG. QLTY PAK	EACH	30.00	50.00	60.00	32.50	70.00	45.00
HANDKERCHIEF SUP. QLTY PAK	EACH	50.00	65.00	70.00	45.00	90.00	65.00
GLOVES AV QLTY	PAIR	55.00	95.00	85.00	60.00	300.00	45.00
AZARBAND COTTON AVG. QLTY	EACH	12.50	20.00	20.00	13.50	20.00	47.50
SEWING THREAD/REEL(ASLI PARI)	EACH	4.00	7.00	7.00	7.00	6.00	5.50
WASHING CHARGES PAINT & SHIRT	SUIT	65.00	60.00	65.00	75.00	170.00	70.00
DRY CLEANING SUIT COAT PANT	SUIT	150.00	275.00	300.00	200.00	175.00	155.00
WASHING CH. (KAMIZ-SHALWAR)	PAIR	40.00	50.00	80.00	45.00	60.00	65.00
TAILORING SHIRT	EACH	265.00	250.00	250.00	300.00	300.00	275.00
TAILORING CHARGES PANT (MEN)	EACH	425.00	375.00	500.00	400.00	375.00	700.00
TAILORING COAT-PANT SUIT	SUIT	3250.00	3250.00	4000.00	3500.00	3250.00	3500.00
TAILORING AWAMI-SUIT (MALE)	SUIT	600.00	550.00	550.00	575.00	500.00	475.00
TAILORING SUIT FEMALE	SUIT	600.00	400.00	450.00	500.00	400.00	375.00
GENTS SHOES PAUL BATA	PAIR	1199.00	1199.00	1199.00	1199.00	1199.00	1199.00
GENTS SANDAL BATA	PAIR	699.00	699.00	699.00	699.00	699.00	699.00
GENTS SPOUNG CHAPPAL BATA	PAIR	179.00	179.00	179.00	179.00	179.00	179.00
LADIES SANDAL BATA	PAIR	499.00	499.00	499.00	499.00	499.00	499.00
LADIES SPOUNG CHAPPAL BATA	PAIR	179.00	179.00	179.00	179.00	179.00	179.00
CHILD SHOE POWER LITE BATA	PAIR	599.00	599.00	599.00	599.00	599.00	599.00
GENTS SHOE, ART 1109 SERVICE	PAIR	999.00	999.00	999.00	999.00	999.00	999.00

Contd.

7.11 Intercity Consumer Prices August, 2016

Description	Unit	Quetta	Turbat	Gawadar	Loralai	Khuzdar	D.M. Jamali
NYLON JOGGER 27 SIZE 2-5 ***	PAIR	1299.00	1299.00	1299.00	1299.00	1299.00	1299.00
CHINA FOOT WEAR AV. QLTY (MALE) *	PAIR	475.00	850.00	750.00	500.00	250.00	550.00
CHINA FOOT WEAR AV. QLTY (FEMALE) *	PAIR	300.00	600.00	600.00	350.00	250.00	425.00
CHINA FOOT WEAR AV. QLTY (CHILDREN) *	PAIR	285.00	550.00	600.00	300.00	250.00	275.00
SHOE REPAIR HALF SOLE	PAIR	90.00	120.00	150.00	55.00	90.00	85.00
SHOES POLISH CHARGES AVERAGE SHOP	PAIR	20.00	30.00	30.00	17.50	20.00	20.00
HOUSE RENT (combined)	MONTH	10839.00	4829.00	5631.00	4460.00	1997.00	3590.00
rent 2	pm	10839.00	4829.00	5631.00	4460.00	1997.00	3590.00
RENT3	PM	10839.00	4829.00	5631.00	4460.00	1997.00	3590.00
RENT4	PM	10839.00	4829.00	5631.00	4460.00	1997.00	3590.00
RENT5	PM	10839.00	4829.00	5631.00	4460.00	1997.00	3590.00
RENT6	PM	10839.00	4829.00	5631.00	4460.00	1997.00	3590.00
SYNTHETIC ENEMAL ROBIALAC BALTI 3.64 LTR.	EACH	1650.00	1600.00	1820.00	1550.00	1900.00	1800.00
SYNTHETIC ENEMAL ICI BALTI 3.64 LTR.	EACH	1875.00	1800.00	2300.00	1650.00	1900.00	1450.00
CEMENT (LOCAL) SPECIFY BRAND NAME	BAG	560.00	550.00	560.00	530.00	550.00	545.00
BRICKS (NEW) IST CLASS	P/1000	6250.00	0.00	0.00	8500.00	5000.00	5750.00
CEMENT BLOCKS (6"x8"x12")	P/100	0.00	1950.00	2000.00	0.00	1850.00	0.00
BAJREE	100CFT	4250.00	3400.00	4000.00	3150.00	4866.67	2100.00
SAND (BLACK PIT SAND)	K100CFT	3250.00	3000.00	3000.00	3225.00	0.00	2200.00
TIMBER SHESHAM LOG IST QUALITY	cubmt.	55582.00	0.00	0.00	0.00	0.00	0.00
IRON BAR (M.S. BAR) 1/2"	P/TON	72000.00	77000.00	78000.00	72000.00	69000.00	62750.00
CARPANTER WAGE RATE	P/DAY	900.00	1050.00	1000.00	1000.00	1000.00	700.00
MASON (RAJ) WAGE RATE	P/DAY	1100.00	1500.00	1500.00	1200.00	900.00	800.00
UNSKILLED LABOUR WAGE RATE	P/DAY	550.00	650.00	650.00	550.00	475.00	375.00
PLUMBER WAGE RSTE	P/DAY	800.00	1100.00	1200.00	1100.00	1000.00	700.00
ELECTICIAN WAGE RATE PER DAY **	P/DAY	750.00	1200.00	1100.00	700.00	0.00	600.00
ELECTICIAN WAGE RATE PER POINT **	P/PNT	150.00	100.00	100.00	175.00	100.00	125.00
WATER CHARGES PER HOUSE	P/MONTH	125.00	150.00	300.00	0.00	190.00	300.00
ELECT.CHARGES UPTO 50 UNITS	P/UNIT	2.00	2.00	2.00	2.00	2.00	2.00
ELECT.CHARGES 01 - 100 UNIT	P/UNIT	6.18	6.18	6.18	6.18	6.18	6.18
ELECT.CHARGES 101 - 300 UNIT	P/UNIT	9.54	9.54	9.54	9.54	9.54	9.54
ELECT.CHARGES 301 - 1000 UNIT	P/UNIT	16.39	16.39	16.39	16.39	16.39	16.39
ELECT.CHARGES ABOVE 1000 UNIT	P/UNIT	18.39	18.39	18.39	18.39	18.39	18.39
ELEC	PM	10.50	10.50	10.50	10.50	10.50	10.50
GAS CHRg upto 3.3719 MMBUT	MMBTU	128.70	0.00	0.00	0.00	0.00	128.70
GAS CHRg 3.3719 - 6.7438 MMBUT	MMBTU	257.40	0.00	0.00	0.00	0.00	257.40
GAS CHRg 6.7438 - 10.1157 MMBUT	MMBTU	257.40	0.00	0.00	0.00	0.00	257.40
GAS CHRg10.1157 - 13.4876 MMBUT	MMBTU	702.00	0.00	0.00	0.00	0.00	702.00
GAS	PM	702.00	0.00	0.00	0.00	0.00	702.00
GAS	PM	409.50	0.00	0.00	0.00	0.00	409.50
KEROSENE OIL	LTR	55.00	105.00	100.00	110.00	45.00	95.00
FIREWOOD WHOLE	40 KG.	600.00	360.00	400.00	500.00	500.00	475.00
CHAIR SHESHAM WOOD WITH ARMS **	EACH	1150.00	2000.00	2200.00	1800.00	1500.00	1550.00
CHAIR PLASTIC (CHAIRMAN) AVERAGE QUALITY	EACH	550.00	775.00	850.00	587.50	1400.00	750.00
TABLE SHESHAM WOOD (4X2X5") ***	EACH	5500.00	3900.00	3800.00	4500.00	5000.00	5625.00
SOFASET WOODEN WITH FOAM SEAT **	SET	30000.00	10000.00	12000.00	10000.00	12000.00	12000.00
COT IRON (WITH NIWAR)AV.QLTY.	EACH	2600.00	2500.00	2500.00	2550.00	2400.00	2800.00
ALMIRAH (STEEL) 6'X3' 20 GUAGE	EACH	9000.00	10000.00	10000.00	6750.00	12000.00	13000.00
DINNING TABLE 6 CHAIRS A.QLTY	SET	13000.00	24000.00	28000.00	11000.00	10500.00	15500.00
SINGLE BED WITHOUT FOAM MED.	EACH	6500.00	3700.00	3600.00	4500.00	8500.00	5750.00
MATRESS SINGLE(4"THICK)	EACH	3750.00	3500.00	2950.00	3900.00	4500.00	5000.00
FARSHI DARI 12'X9' AV.QLTY	EACH	1000.00	600.00	470.00	1000.00	2500.00	3000.00
DARI COTTON (6'x2 1/2) AV.QL	EACH	475.00	380.00	300.00	500.00	3000.00	425.00
CARPET PLAIN AV. QLTY	SQFT.	61.50	100.00	120.00	42.50	35.00	45.00
QUILT (LIHAF) 3 KG. COTTON	EACH	700.00	500.00	500.00	600.00	1200.00	675.00
BLANKET (90" x 54")	EACH	2000.00	2450.00	2400.00	2500.00	3500.00	4250.00
BEDSHEET SINGLE BED SUP.QLTY	EACH	575.00	400.00	405.00	575.00	1200.00	550.00
BED SHEET DOUBLE WITH TWO PILLOW COVERS SUP QLTY	SET	575.00	520.00	1462.50	640.00	1400.00	800.00
TOWEL(3'x2') AV. QALTY	EACH	150.00	200.00	300.00	310.00	400.00	200.00
CEILING FAN 48" SUPER QLTY **	EACH	2650.00	3700.00	3600.00	2800.00	3300.00	3700.00
PEDESTAL FAN 22" SUPER QLTY	EACH	3600.00	4000.00	4000.00	3500.00	3600.00	4500.00
REFG. DAWLENCE 10 CFT. D.DOOR	EACH	29500.00	36000.00	37000.00	24500.00	33000.00	35000.00

Contd.

7.11 Intercity Consumer Prices August, 2016

Description	Unit	Quetta	Turbat	Gawadar	Loralai	Khuzdar	D.M. Jamali
D-FREEZER WAVES 8 CFT.	EACH	33450.00	33000.00	33500.00	23500.00	36000.00	0.00
AIRCONDITIONER 1.5 TON PEL	EACH	45000.00	43500.00	43300.00	40000.00	51000.00	49500.00
SPLIT AIR CONDITIONER 1.5 TON (SPECIFY BRAND NAME)	EACH	47000.00	58000.00	47250.00	43500.00	39000.00	47500.00
AIRCOOLER SUPER ASIA	EACH	11500.00	9500.00	9000.00	10500.00	10500.00	10000.00
WASHING MACHINE SINGER	EACH	15200.00	14700.00	14700.00	13950.00	14700.00	14700.00
SEWING MACHINE(SINGER)	EACH	5210.00	5400.00	5250.00	4975.00	5210.00	5210.00
GIZER LARGE SIZE 30 GALLON CAPACITY SUP QLTY	EACH	12500.00	18000.00	16000.00	12000.00	19000.00	14750.00
GAS BURNER DOUBLE SPFY.BRAND	EACH	1250.00	1350.00	1200.00	1700.00	2500.00	1500.00
ELECT. IRON PHILIPS MDL.1120	EACH	1150.00	1350.00	1200.00	1800.00	1300.00	1450.00
ELECTRIC JUICER FOR APPLE	EACH	3800.00	3700.00	3600.00	3500.00	2800.00	4000.00
S.STEEL DEGHCHI MEDIUM SIZE ***	EACH	500.00	950.00	900.00	500.00	900.00	575.00
ALUMINIUM COOKING PAN (DEGCHI) MED SIZE	EACH	425.00	700.00	800.00	400.00	950.00	500.00
NON STICK COOKING PAN (DEGCHI) SUP. QLTY	EACH	350.00	950.00	1200.00	345.00	500.00	650.00
FRYING PAN STEEL AVG. QLTY MED. SIZE	EACH	260.00	250.00	225.00	200.00	800.00	475.00
TAWA IORN (MEDIUM SIZE) AVG. QLTY	EACH	200.00	275.00	275.00	200.00	400.00	300.00
S.STEEL PLATE A.QLTY.(M.SIZE)	EACH	85.00	90.00	80.00	42.50	130.00	65.00
TABLE SPOON S.STEEL SUP.QLTY.	DOZEN	325.00	240.00	250.00	320.00	500.00	420.00
WATER SET JUG+6 GLASSES (OMROC)	SET	340.00	600.00	475.00	750.00	900.00	525.00
TEA SET PAK. CHINAWARE 21 PCS.	SET	1100.00	1200.00	1500.00	2500.00	1400.00	1950.00
DINNER SET PLASTIC 72 PIECES SUPERIOR QLTY	SET	4750.00	3450.00	2850.00	5400.00	2500.00	4450.00
HOTPOT SET PLASTIC 3 PCS.	SET	1050.00	900.00	1200.00	1200.00	1500.00	1900.00
BUCKET(BALTI) PLASTIC MED.SIZ	EACH	285.00	370.00	395.00	350.00	400.00	275.00
LOTA PLASTIC (MED SIZE) AVERAGE QUALITY	EACH	40.00	60.00	60.00	50.00	90.00	60.00
PRESURE COOKER 4 LTR.	EACH	1100.00	1000.00	1600.00	1350.00	1600.00	1225.00
WATER COOLER 9/10 LTR.PLASTIC ***	EACH	500.00	500.00	600.00	550.00	600.00	950.00
THERMOS STARVAC 1 LTR	EACH	375.00	670.00	625.00	425.00	700.00	350.00
BULB PHILIPS 100-WATTS	EACH	30.00	30.00	30.00	28.00	30.00	30.00
TUBE LIGHT PHILIPS 40 WATTS	EACH	100.00	135.00	130.00	130.00	100.00	95.00
ELECTRIC BLUBS "0" WATTE LOCAL	EACH	20.00	25.00	25.00	30.00	20.00	25.00
ELECTRIC BLUB ENERGY SAVER 14 WATTS	EACH	180.00	120.00	130.00	160.00	150.00	180.00
WASHING SOAP 250 GMS SPECIFY BRAND NAME	EACH	30.00	24.00	25.00	32.50	40.00	35.00
SURF EXCEL 400 GMS POLY BAG	EACH	130.00	113.00	110.00	110.00	125.00	125.00
WASHING POWDER 1000 GRM	EACH	175.00	192.50	185.00	250.00	175.00	185.00
WASHING POWDER (WHEEL/ BONUS) 100 GRAMS	EACH	85.00	98.00	100.00	90.00	85.00	95.00
CLEANSER POWDER VIM 1000 GM	PKT.	72.00	70.00	80.00	66.67	66.67	75.00
FINIS 500 ML	BOTTLE	187.50	190.00	180.00	280.00	190.00	200.00
PHNYLE TYPHONE/FINIS/CARRANITE 3 LITRES	BOTTLE	120.00	139.00	140.00	140.00	190.00	120.00
HARPIC	BOTTLE	130.00	145.00	140.00	135.00	125.00	150.00
BOOT POLISH CHERRY/KIWI 50ML	EACH	100.00	85.00	100.00	85.00	100.00	105.00
ROBIN BLUE (35 GRAMS)	PKT.	35.00	25.00	30.00	50.00	25.00	25.00
TISSU PAPER PERFUMED 100 PCS.	PKT	100.00	100.00	95.00	118.75	120.00	110.00
TOILET PAPER ROLL (R.PETEL)	P/ROLL	40.00	40.00	40.00	37.50	40.00	40.00
BOOT POLISH LIQUID CHEERY BLOSSOM KIWI 75 ML	BOTTLE	120.00	120.00	120.00	110.00	110.00	140.00
MATCH BOX SMALL	EACH	1.00	2.00	2.00	2.00	2.00	1.50
DRY CELL 1.5 VOLT(LOCAL)	EACH	15.00	15.00	15.00	25.00	30.00	24.50
HAND STITCHING NEEDLE M.SIZE	PACKET	5.00	8.00	8.00	6.00	12.00	5.00
SEWING MACHINE NEEDLE (SINGER)	EACH	5.00	6.00	6.00	5.00	8.00	5.00
HOUSEHOLD SERVANT FEMALE P/T	P/MNTH	1350.00	4000.00	4000.00	1500.00	3500.00	900.00
MARRIAGE HALL WITH FURNITURE	P/HEAD	80.00	50.00	50.00	50.00	50.00	50.00
SEPTRAN TABLETS	10TAB.	16.00	20.00	20.00	16.00	20.00	19.30
BRUFEN TABS 200-MG.	10TAB.	10.00	10.00	10.00	10.00	10.00	10.00
PANADOL TAB. EXTRA/PLAIN	10TAB.	12.00	14.00	15.00	12.00	12.00	12.00
DISPRIN TAB.	10TAB.	12.00	14.00	15.00	12.00	13.00	12.70
TRISIL TAB.	10 TAB	10.00	15.00	15.00	10.00	10.00	10.00
FLAGYL TAB. 200 MG.	10TAB.	10.00	10.00	10.00	10.00	10.00	10.00
VENTOLIN TAB. 2MG.	10TAB.	10.00	10.00	10.00	10.00	10.00	10.00
DAONIL TAB. 5 MG.	10TAB.	17.00	18.00	18.00	16.00	17.00	17.00
ENTOX TAB.	10TAB.	10.00	10.00	10.00	10.00	10.00	15.00
RENITEC TAB. 5 MG.	10TAB.	59.00	60.00	60.00	58.00	59.00	58.50
CAC. 1000 TAB	BOTTLE	122.00	122.00	122.00	122.00	122.00	122.00
AMOXIL CAPSOLE 250 MG.S	10CAP.	36.00	36.00	36.00	36.00	36.00	35.70
CALCIUM SYRUP SANDOZ	BOTTLE	65.00	65.00	65.00	65.00	64.00	64.00

Contd.

7.11 Intercity Consumer Prices August, 2016

Description	Unit	Quetta	Turbat	Gawadar	Loralai	Khuzdar	D.M. Jamali
LEDERPLEX SYRUP	BOTTLE	35.00	35.00	38.00	35.00	35.00	52.74
SANCOS SYRUP (50 ML.)	BOTTLE	30.00	30.00	30.00	30.00	30.00	30.00
PHENERGAN SYRUP 120 ML.	BOTTLE	33.00	33.00	33.00	33.00	33.00	33.00
CALPOL SYRUP 60 ML.	BOTTLE	28.00	28.00	28.00	28.00	28.00	28.00
HYDRYLLIN SYRUP 120 ML.	BOTTLE	65.00	65.00	65.00	65.00	65.00	65.00
POLYFAX EYE OINTMENT	TUBE	21.00	22.33	23.00	21.00	21.00	21.50
BETNESOL EYE DROPS	BOTTLE	34.00	34.45	33.89	33.89	33.89	33.89
EAR DROPS (CARDISPORINE) ***	BOTTLE	23.00	21.00	21.00	21.00	21.00	21.00
BETNOVATE-N OINTMENT 5 GMS	TUBE	16.00	16.00	17.00	16.00	16.00	16.00
BURNOL CREAM 30 GRM	TUBE	0.00	0.00	0.00	0.00	0.00	0.00
VICKS VAPORUB/BALM	BOTTLE	36.00	36.00	37.00	36.00	36.00	36.00
GLYCRINE SMALL BOTTLE	BOTTLE	45.00	30.00	25.00	36.00	25.00	15.00
JOUHAR JOSHANDA	PKT.	8.00	7.00	7.00	8.00	7.00	8.00
GALXOS-D (450 GRMS)	PKT.	151.88	140.00	150.00	146.00	140.00	157.50
GRIPE-WATER WOODWARDS	BOTTLE	50.00	55.00	55.00	55.00	55.00	55.00
SANIPLAST ONE PUTTY	EACH	1.50	3.00	3.00	2.00	2.00	1.45
O.R.S. (NIMCOL)	PKT.	15.00	17.00	17.00	15.00	15.00	15.00
DETTOL (MEDIUM)	BOTTLE	46.80	46.80	46.80	46.80	46.80	46.80
COTTON BANDAGE 2" - 4"	EACH	10.00	20.00	20.00	13.00	12.00	10.00
THERMOMETER CHINA	EACH	35.00	50.00	50.00	35.00	50.00	40.00
DOCTOR (MBBS) CLINIC FEE	P/PAT.	200.00	350.00	400.00	200.00	200.00	90.00
URINE TEST (DR) CHARGES	P/TEST	80.00	300.00	300.00	100.00	100.00	85.00
BLOOD TEST (CP) CHARGES	P/TEST	200.00	350.00	350.00	200.00	125.00	225.00
SUGAR TEST (RANDOM/FASTING BOTH) CHARGES	P/TEST	175.00	300.00	300.00	150.00	150.00	200.00
ECG CHARGES	P/TEST	175.00	400.00	400.00	200.00	300.00	150.00
X-RAY (CHEST) CHARGES	PIX-RAY	300.00	500.00	550.00	250.00	230.00	350.00
CAR SUZUKI 800 CC (W/O. A/C)	EACH	625000.00	0.00	0.00	0.00	0.00	0.00
CAR SUZUKI 1000 CC	EACH	1044000.00	0.00	0.00	0.00	0.00	0.00
CAR TOYOTA 1300 CC	EACH	1800500.00	0.00	0.00	0.00	0.00	0.00
CAR HONDA CIVIC	EACH	2053000.00	0.00	0.00	0.00	0.00	0.00
MOTORCYCLE HONDA CD-70.	EACH	63500.00	68000.00	69000.00	66000.00	0.00	65500.00
MOTORCYCLE YAMAHA 100CC.	EACH	77000.00	79000.00	80000.00	81000.00	0.00	0.00
MOTOR CYCLE HERO 70 CC	EACH	44000.00	50000.00	0.00	50000.00	0.00	0.00
BICYCLE WITH TYRES & TUBES	EACH	7062.50	6000.00	6750.00	7500.00	0.00	7500.00
TYRE CAR WITH TUBE GENERAL	EACH	3250.00	4000.00	4000.00	3300.00	4000.00	3300.00
TYRE MOTOR CYCLE WITHOUT TUBE	EACH	1050.00	1350.00	1400.00	1125.00	1300.00	1100.00
TYRE CYCLE SPECIFY BRAND NAME	EACH	350.00	300.00	300.00	335.00	500.00	475.00
TYRE CAR W/O TUBE	EACH	2950.00	3500.00	3500.00	2350.00	4600.00	2800.00
PETROL SUPER	LITRE	64.21	64.21	64.21	64.21	64.21	64.21
HIGH SPEED DIESEL HSD	LITRE	72.46	72.46	72.46	72.46	72.46	72.46
CNG	K.G.	75.82	0.00	0.00	0.00	0.00	75.82
GAS CYLINDER STAND. SIZE	EACH	1100.00	660.00	770.00	975.00	950.00	1700.00
MOTOR CYCLE SERVICE CHARGES	EACH	275.00	200.00	250.00	200.00	400.00	200.00
CAR SERVICE CHARGES	EACH	450.00	350.00	500.00	375.00	500.00	300.00
TYRE PUNCTURE CHARGES	EACH	45.00	100.00	85.00	50.00	80.00	65.00
CYCLE OVERHAULING CHARGES	EACH	190.00	150.00	275.00	190.00	300.00	100.00
CAR TAX FOR 800CC TO 1300CC	YEARLY	400.00	400.00	400.00	400.00	400.00	400.00
TRAIN FARE ECO. 1-100 KM.	P/KM.	0.68	0.68	0.68	0.00	0.00	0.68
TRAIN FARE ECO. 101-500 KM.	P/KM.	0.98	0.00	0.98	0.00	0.00	0.98
TRAIN FARE ECO. > 500 KM.	P/KM.	0.89	0.89	0.89	0.00	0.00	0.89
TRAIN FARE IST SLP. 1-100KM	P/KM.	2.10	2.10	2.10	0.00	0.00	2.10
TRAIN FARE IST SLP.101-500 KM	P/KM.	2.59	2.59	2.59	0.00	0.00	2.59
TRAIN FARE IST SLP. > 500 KM	P/KM.	1.99	1.99	1.99	0.00	0.00	1.99
TRAIN FARE A/C SLP. 1-100KM.	P/KM	5.76	5.76	5.76	0.00	0.00	5.76
TRAIN FARE A/C SLP.101-500KM	P/KM.	4.59	4.59	4.59	0.00	0.00	4.59
TRAIN FARE A/C SLP > 500KM.	P/KM	4.16	4.16	4.16	0.00	0.00	4.16
PLATFORM TICKET	EACH	10.00	5.00	10.00	0.00	0.00	10.00
AUTO RICKSHAW FARES	KM/MIN	65.00	40.00	55.00	50.00	65.00	50.00
FULL TONGA CHARGES	KM/MIN	80.00	0.00	0.00	50.00	0.00	0.00
TAXI 4 SEATER FARE	KM/MIN	60.00	50.00	60.00	60.00	60.00	60.00
BUS FARE MIN (WITHIN CITY)	TICKET	20.00	0.00	0.00	0.00	0.00	0.00
BUS FARE MAX (WITHIN CIT	TICKET	18.00	0.00	0.00	0.00	0.00	0.00

Contd.

7.11 Intercity Consumer Prices August, 2016

Description	Unit	Quetta	Turbat	Gawadar	Loralai	Khuzdar	D.M. Jamali
BUS FARE OUTSIDE CITY	P/KM.	0.90	0.90	0.90	0.90	0.90	0.90
A/C BUS FARE OUTSIDE CITY	P/KM.	1.32	1.32	1.32	1.32	1.32	1.32
MINIBUS FARE MIN.WITH IN CITY	TICKET	20.00	0.00	35.00	0.00	0.00	0.00
MINIBUS FARE MAX.WITH IN CITY	TICKET	20.00	0.00	0.00	0.00	0.00	0.00
SUZUKI FARE MIN.WITH IN CITY	TICKET	0.00	10.00	10.00	0.00	15.00	0.00
SUZUKI FARE MAXIMUM W.IN CITY	TICKET	0.00	30.00	40.00	0.00	30.00	0.00
AIR FARE ECONOMY CLASS.	P/KM.	19.26	19.26	19.26	0.00	19.26	0.00
POSTAL ENVELOPE DOMESTIC	EACH	8.00	8.00	8.00	8.00	8.00	8.00
ENVELOPE FOR SAUDI ARABIA	EACH	50.00	50.00	50.00	45.00	50.00	45.00
POSTAL REGISTRATION CHARGES	EACH	28.00	38.00	38.00	38.00	28.00	38.00
U.M.S. REG CHARGES MIN.	EACH	59.00	59.00	59.00	59.00	59.00	59.00
T.C.S. CH. MIN.WITH IN ZONE	EACH	110.00	150.00	150.00	150.00	150.00	150.00
TELEPHONE CHARGES LOCAL CALL	P/CALL	3.94	3.94	3.94	3.94	3.94	3.94
TEL CHARGES OUT SIDE CITY	P/CALL	3.94	3.94	3.94	3.94	3.94	3.94
INTERNET CHARGES	P/HOUR	25.00	30.00	30.00	38.75	20.00	30.00
MOBILE CELL CHARGES	P/UNIT	3.00	3.00	3.00	3.00	4.00	3.00
FAX CHARGES (LOCAL)	P/PAGE	15.00	30.00	25.00	20.00	20.00	15.00
TELEPHONE SET AV. QLTY	EACH	575.00	850.00	800.00	675.00	800.00	850.00
MOBILE SET NOKIA/SONY/ERICSON/SAMSUNG WITHOUT CAMERA	EACH	3000.00	2100.00	2100.00	2750.00	2500.00	3750.00
T.V. 20" COLORED WEGA H-A21.	EACH	18000.00	10500.00	11000.00	18000.00	17500.00	20000.00
T.V 20" COLOR CHINA/KORIA)	EACH	13000.00	7000.00	8000.00	12000.00	8500.00	16500.00
V.C.P. PANASONIC/LG/NAT	EACH	6900.00	4500.00	0.00	6000.00	0.00	6500.00
DVD/VCD PLAYER PANASONIC/LG	EACH	5200.00	3000.00	0.00	4800.00	3000.00	4750.00
RADIO WITH C.PLAYER NATIONAL	EACH	1925.00	1600.00	2375.00	2000.00	1900.00	1650.00
PERSONNEL COMPUTER (BRANDED)	EACH	42000.00	28000.00	28000.00	28000.00	28000.00	28000.00
VID. CASSETTE BLK. TDK/SONY	EACH	155.00	150.00	150.00	150.00	0.00	0.00
COM. C.D. (TDK/IMATION)	EACH	72.50	35.00	35.00	30.00	40.00	60.00
TAPE RECORDER CASSETTE BLANK	EACH	40.00	35.00	37.50	35.00	45.00	30.00
VIDEO GAME SEGA 16 BYTE	EACH	1150.00	900.00	900.00	1250.00	1000.00	0.00
CINEMA A/C. HIGH CLASS	TICKET	0.00	0.00	0.00	0.00	0.00	0.00
CINEMA NON-A/C HIGH CLASS	TICKET	150.00	0.00	0.00	20.00	0.00	0.00
CABLE CHARGES	P/MONT	400.00	350.00	300.00	300.00	300.00	300.00
TV.LICENCE FEE DOMESTIC	YEARLY	420.00	420.00	420.00	420.00	420.00	420.00
ENGLISH BOOK CLASS V1	EACH	59.00	59.00	59.00	59.00	59.00	59.00
ENGLISH BOOK CLASS IX OR X	EACH	56.00	56.00	56.00	56.00	56.00	56.00
ENG. BOOK IST.YR COMPLETE SET	EACH	65.00	65.00	65.00	65.00	65.00	65.00
ENGLISH BOOK BA/B.SC	EACH	175.00	175.00	175.00	175.00	175.00	175.00
URDU BOOK CLASS V (T.B.BORD)	EACH	75.00	75.00	75.00	75.00	75.00	75.00
URDU BOOK CLASS IX/X(T.B.B)	EACH	63.50	63.50	63.50	63.50	63.50	63.50
URDU BOOK IST.YEAR/INTER	EACH	85.00	85.00	85.00	85.00	85.00	85.00
URDU BOOK BA/B.SC	EACH	175.00	175.00	175.00	175.00	175.00	175.00
MATHS BOOK CALSS V (T.B.B)	EACH	90.00	90.00	90.00	90.00	90.00	90.00
MATHS BOOK CLASS IX OR X	EACH	130.50	130.50	130.50	130.50	130.50	130.50
MATHS BOOK IST.YEAR (T.B.B)	EACH	138.00	138.00	138.00	138.00	138.00	138.00
PAKISTAN STUDIES BOOK BA/B.SC	EACH	300.00	300.00	300.00	300.00	300.00	300.00
DAILY "DAWN"	P/COPY	19.00	19.00	19.00	19.00	19.00	19.00
DAILY "JANG"	P/COPY	12.00	12.00	12.00	12.00	12.00	12.00
DAILY "NAWA-E-WAQT"	P/COPY	12.00	12.00	12.00	12.00	12.00	12.00
WEEKLY "AKHBAR-E-JAHAN"	P/COPY	55.00	55.00	55.00	55.00	55.00	55.00
WEEKLY "MAG"	P/COPY	45.00	45.00	45.00	45.00	45.00	45.00
MONTHLY "NAUNEHAL DIGEST"	P/COPY	35.00	35.00	35.00	35.00	35.00	35.00
PAPER FOOLSCAPE (27"x17")	QUIRE	27.50	25.00	27.00	35.00	60.00	35.00
EXERCISE.BOOK LINED 80/100 PGS	EACH	37.50	40.00	40.00	60.00	60.00	27.50
PENCILGOLDFISH/DEER	EACH	5.00	5.00	6.00	7.00	10.00	5.00
PEN INK DOLLOR 57 ML BOTTLE	EACH	20.00	20.00	20.00	20.00	20.00	20.00
PHOTOSTATE PAPER 70 GM	PRT	355.00	530.00	550.00	400.00	450.00	350.00
BALL PEN (local)	EACH	5.00	8.00	7.00	5.00	10.00	5.00
FOUNTAIN PEN HERO/WINGS/CHINA	EACH	35.00	40.00	50.00	50.00	45.00	37.50
PRIVATE SCHOOL FEE ENGLISH MEDIUM AVERAGE STANDARD (CLASS I)	P/MONTH	750.00	725.00	800.00	600.00	400.00	475.00
PRIVATE SCHOOL FEE ENGLISH MEDIUM AVERAGE STANDARD (CLASS V)	P/MONTH	1150.00	900.00	900.00	750.00	560.00	550.00
PRIVATE SCHOOL FEE ENGLISH MEDIUM AVERAGE STANDARD (CLASS VI)	P/MONTH	1200.00	1350.00	1300.00	1000.00	675.00	700.00
PRIVATE SCHOOL FEE ENGLISH MEDIUM AVERAGE STANDARD (CLASS X)	P/MONTH	1400.00	1600.00	1600.00	1200.00	635.00	950.00

Contd.

7.11 Intercity Consumer Prices August, 2016

Description	Unit	Quetta	Turbat	Gawadar	Loralai	Khuzdar	D.M. Jamali
PRIVATE MEDICLE COLLEGE FEE MBBS (IST YEAR)	P/MONTH	0.00	0.00	0.00	0.00	0.00	0.00
PRIVATE ENGINEERING COLLEGE FEE (ISTR YEAR)	P/MONTH	5700.00	0.00	0.00	0.00	117.00	0.00
GOVT. COLLEGE FEE IST. YEAR	MONTH	60.00	7.50	7.50	7.50	7.50	7.00
GOVT. COLLEGE FEE 4TH. YEAR	MONTH	80.00	9.00	9.00	9.00	9.00	9.00
GOVT. UNIVERSITY FEE MSC.	MONTH	350.00	350.00	350.00	350.00	350.00	350.00
GOVT. MED. COLLEGE FEE MBBS	MONTH	950.00	0.00	950.00	0.00	0.00	950.00
GOVT. ENGG. COLL. FEE I YEAR	MONTH	850.00	0.00	3850.00	0.00	850.00	850.00
COACHING FEE FOR CLASS IX/X	P/MONTH	500.00	1200.00	1500.00	600.00	600.00	1000.00
COACHING CHARGES FOR CLASS IST YEAR/INTER (SCIENCE)	P/MONTH	1000.00	0.00	1500.00	0.00	0.00	1500.00
COACHING CHARGES FOR CLASS IST YEAR/INTER (COMMERCE)	P/MONTH	1000.00	0.00	1500.00	0.00	0.00	1500.00
I.T. TUITION FEES	P/MONTH	1800.00	0.00	920.00	0.00	0.00	0.00
MBA TUITION FEES	P/MONTH	0.00	0.00	0.00	0.00	0.00	0.00
BREAD TANDOORI ST. SIZE	EACH	10.00	10.00	10.00	10.00	20.00	10.00
COOKED MUTTON (AV. HOTEL)	PLATE	160.00	130.00	160.00	225.00	230.00	115.00
COOKED BEEF (AV. HOTEL)	PLATE	90.00	90.00	130.00	135.00	180.00	95.00
COOKED DAL (AV. HOTEL)	PLATE	65.00	70.00	85.00	70.00	80.00	40.00
CHICKEN BIRYANI FULL/DOUBLE	PLATE	150.00	150.00	145.00	115.00	80.00	90.00
TEA PREPARED (ORDINARY)	CUP	21.00	20.00	20.00	22.50	20.00	20.00
HAIRCUT CHARGES FOR MEN	P/CUT	100.00	100.00	100.00	60.00	80.00	55.00
BEAUTY PORL. HAIR STYL CHARGE	P/STY.	350.00	300.00	350.00	250.00	250.00	225.00
SHAVING CHARGES	PER SHV	60.00	45.00	50.00	50.00	40.00	35.00
LIPSTICK S.MISS/MEDORA	EACH	120.00	90.00	100.00	95.00	100.00	105.00
NAIL POLISH S.MISS/MEDORA	EACH	95.00	80.00	80.00	80.00	100.00	80.00
PERFUME MED.SIZE MEDORA/BROACH	EACH	100.00	100.00	100.00	100.00	200.00	180.00
HAIR-OIL AMLA/CHAMBELI	BOTTLE	100.00	90.00	80.00	105.00	100.00	120.00
TOILET SOAP LUX 95 GRAMS	EACH	43.00	35.00	40.00	46.00	40.00	42.00
TOILET SOAP LIFEBOUY 140 GRM	EACH	37.00	36.00	36.00	36.00	36.00	36.00
TOILET SOAP SAFEGUARD BATH SIZE	EACH	50.00	50.00	45.00	48.00	50.00	46.00
TOOTHPASTE MACKLINES 70 GRM	EACH	50.00	50.00	50.00	50.00	50.00	50.00
TOOTHPAST MED SIZE CLGATE 70 GMS	EACH	65.00	70.00	80.00	70.00	70.00	65.00
TOOTHBRUSH SHEILD A/PLAQUE	EACH	50.00	50.00	50.00	40.00	50.00	47.50
TOOTHPOWDER DENTONIC 90 GRM	EACH	35.00	35.00	35.00	30.00	25.00	30.00
HAIR-COLOUR BEGIN (6 GMS)	EACH	105.00	90.00	90.00	105.00	100.00	105.00
HAIR COLOUR (KALAKOLA)	BOTTLE	130.00	120.00	120.00	120.00	120.00	130.00
FACECREAM PONDS (MEDIUM)	EACH	120.00	100.00	100.00	120.00	180.00	120.00
TALC POWDER VICE ROAY,B.CAT	EACH	145.00	130.00	120.00	120.00	170.00	130.00
BLADE TREET ORDINARY 10'S	PKT.	30.00	30.00	30.00	40.00	50.00	30.00
BLADE 7-O-CLOCK STAIN. 5'S	PKT.	45.00	35.00	35.00	35.00	60.00	30.00
SHAMPOO SUNSILK/PAINTIN 100 ML	BOTTLE	110.00	115.00	110.00	100.00	122.50	100.00
BEAUTY CREAM (FAIR & LOVELY)	EACH	185.00	85.00	180.00	100.00	130.00	185.00
HAIR REMOVING CREAM (EU-CREAM)	TUBE	65.00	60.00	70.00	80.00	65.00	60.00
GEL MEDIUM SIZE	BOTTLE	80.00	60.00	60.00	120.00	150.00	120.00
DISPOSABLE RAZOR GILLET-II	EACH	45.00	45.00	47.50	45.00	50.00	40.00
SHAVING CREAM TOUCH-ME/ADM.	EACH	70.00	50.00	60.00	50.00	70.00	60.00
GOLD TEZABI 24 CT	10 GM.	45000.00	45000.00	45000.00	42750.00	45000.00	44700.00
SILVER TEZABI 24 CT	10 GM.	630.00	1000.00	1100.00	0.00	570.00	620.00
ARTIFICIAL JEWELLARY SET	SET	480.00	500.00	525.00	400.00	450.00	500.00
WRIST WATCH GENTS CITIZEN (ORIGINAL) ***	EACH	2550.00	2550.00	2500.00	2550.00	2500.00	2500.00
WRIST WATCH LADIES CITIZEN (ORIGINAL) ***	EACH	2550.00	2500.00	2600.00	2500.00	2500.00	2500.00
WALL CLOCK QUARTZ AV.QLTY	EACH	475.00	450.00	300.00	500.00	600.00	500.00
SUITCASE REXIN (24"x16"x6")	EACH	1500.00	1000.00	1000.00	1000.00	2300.00	1000.00
TRUNK MEDIUM SIZE ***	EACH	675.00	650.00	3000.00	675.00	2300.00	1200.00
PURSE LADIES (LEATHER) AVERAGE QUALITY	EACH	400.00	350.00	1500.00	275.00	500.00	325.00

7.11 Inter-city Consumer Prices August, 2016

Value in Rupees

Description	Unit	Average	% Change
FOOD & NON-ALCOHOLIC BEVERAGES			
WHEAT	10 KG.	327.73	1.41
WHEAT FLOUR FINE/SUPERIOR.	KG.	43.65	0.00
WHEAT FLOUR AVG. QLTY	KG.	38.46	0.08
WHEAT FLOUR BAG	10 KG.	376.16	0.14
MAIDA	KG.	52.59	0.29
SUJI	KG.	54.41	0.26
BESAN AV. QLTY.	KG.	154.16	1.54
RICE BASMATI SUP. QLTY.	KG.	114.72	0.35
RICE BASMATI 385/386	KG.	75.6	1.22
RICE BASMATI BROKEN AV.QLTY	KG.	60.66	1.18
RICE IRRI-6 (SINDH/PUNJAB)	KG.	45.84	1.35
VERMICELLI	KG.	81.17	0.10
BREAD PLAIN MEDIUM SIZE	EACH	40.95	0.00
RUSK (PAPAY)	KG.	192.61	0.17
BISCUITS-PACKED	PKT	36.32	0.22
BISCUIT-BAKERY (LOOSE)	250 GM	77.93	0.08
CORNFLAKS FAUJI 225 GM.	PKT	179.63	0.28
SAMOSA (VEGATABLE)	EACH	13.15	0.00
PASTRY AV.QLTY.	EACH	25.79	0.00
PATTIES (VEGATABLES)	EACH	21.69	0.05
NIMCO	250 GM	68.77	0.00
CHIPS	250 GM	74.63	0.15
BEEF WITH BONE AV.QLTY.	KG	308.07	0.52
MUTTON AV.QLTY.	KG	620.09	0.25
CHICKEN FARM BROILER (LIVE)	KG	133.6	-14.77
FISH-RAHU MEDIUM SIZE	KG	287.08	0.02
MILK FRESH (UNBOILED)	LTR.	79.74	0.34
CURD	KG.	92.75	0.23
MILK TETRA PACK 1/2 LTR.	PKT.	59.28	0.00
LACTOGEN 400 GRAMS	PKT.	431.83	0.00
POWDER MILK NIDO 400GM.	PKT	382.29	0.00
MILK POWDER LOOSE/PACKED	KG.	501.02	-0.19
BUTTER LOCAL PACKED	50 GM.	30.62	0.00
EGGS FARM	DOZ	94.99	8.02
MUSTARD OIL AV.QLTY.	KG.	180.5	0.01
COOKING OIL (DALDA)	2.5LTR	458.51	0.03
COOKING OIL (PAKWAN) OTHER BRAND SPECIFY	2.5 LTR	402	0.09
VEGETABLE GHEE TIN	2.5KG.	446.09	0.03
VEGETABLE GHEE (LOOSE)	KG.	142.6	0.05
DATES AV.QLTY.	KG.	175.2	-2.34
PISTACHIO AV.QLTY.	50 GM.	106.09	0.47
ALMONDS WHOLE AV.QLTY.	KG.	673.6	0.53
COCONUT DRY AV.QLTY.	KG.	272.92	0.01
RAISINS AV.QLTY.	50 GM.	22.44	0.27
GROUNDNUTS (WITH SHELL)	KG.	184.03	0.84
MALTA/MOSAMBI	DOZ	0	
KINNU	DOZ	0	
APPLE	KG	105.59	-29.70
ALOO BUKHARA	KG	175.87	0.20
POMEGRANATE (ANNAR)	KG	237.4	
GRAPES	KG	154.36	-16.94
BANANAS	DOZ	74.3	-17.75
MANGO KALMI	KG	97.27	-9.24
GUAVA	KG	79.49	
WATERMELON (TURBOOZ)	KG	0	-100.00
MUSKMELON (KHARBOOZA)	KG	0	-100.00
SWEETMELON (GARMA)	KG	59.94	19.88
PULSE MASOOR (WHOLE)	KG.	140.29	0.39
PULSE MASOOR (WASHED)	KG.	151.23	0.39
PULSE MOONG (WASHED)	KG.	153.34	-1.59
PULSE MASH (WASHED)	KG.	261.1	0.24
PULSE GRAM	KG.	154.59	2.59

Contd.

7.11 Inter-city Consumer Prices August, 2016

Value in Rupees			
Description	Unit	Average	% Change
GRAM WHOLE BLACK AV QLTY.	KG.	137.74	1.20
GRAM WHOLE YELLOW AV.QLTY	KG.	185.92	1.95
BEANS (LAL LOBIA)	KG.	141.09	-0.23
POTATOES	KG	35.43	4.24
ONION	KG	27.4	-13.62
TURNIP	KG	0	
RADISH	KG	0	
TOMATOES	KG	61.06	-13.87
CABBAGE	KG	0	
CAULIFLOWER	KG	0	
BRINJAL	KG	44.35	-14.92
PUMPKIN	KG	42.53	4.29
BOTTLEGOURD	KG	55.41	-18.71
LADY FINGER	KG	77.83	-10.81
PEAS	KG	0	
SPINACH	KG	0	
TINDA	KG	81.6	9.80
TURAI	KG	58.62	-14.21
KARAILA	KG	69.04	-1.05
ARVI	KG	61.45	-20.41
CHILLIES GREEN	KG	75.29	-3.16
CARROT	KG	0	
COCUMBER (KHEERA)	KG	69.57	5.49
LEMON	250GM	32.38	-8.14
SUGAR REFINED	KG.	71.13	6.63
GUR AV.QLTY	KG.	90.91	2.55
HONEY LANGANESE 500 GM.	BOTTLE	806.07	0.58
MILO 200 GM.	BOTTLE	210.95	0.01
CUSTARD POWDER RAFHAN 300 GM.	PKT	79.35	0.15
TOFFEE (HILAL)	EACH	1.44	0.00
CHOWKELATE CANDY (SMALL SIZE)	EACH	5.4	0.00
SWEETMEAT (MIXED)	KG	317.92	0.63
ICE CREAM WALLS	CUP.	40.53	0.00
ICE	KG	11.94	0.00
JAM AHMED/MITCHELLES	BOTTLE	136.92	-0.18
SQUASH-MITCHELLES	BOTTLE	156.83	0.03
ROOH AFZA	BOTTLE	160.69	-0.12
JAM-E-SHIREEN	BOTTLE	166.26	0.11
SAUNF	50 GM	17.77	0.00
CINAMON LOOSE AV. QLTY	50 GM.	25.75	-0.27
CUMINSEED WHITE NATIONAL	50 GM.	52.98	0.00
PEPPER BLACK NATIONAL	50 GM.	98.73	0.00
CLOVES LOOSE AV.QLTY	50 GM.	89.47	0.00
CARDAMOM LARGE LOOSE AV.QLTY	50 GM.	147.1	1.08
CARDAMOM SMALL AV.QLTY	50 GM.	103.72	0.00
SALT-POWDERED (LAHORI) LOOSE	KG.	10.56	0.00
SALT POWDERED (NATIONAL/SHAN)	PKT	24.58	0.00
CHILLIES POWD.NATIONAL 200GM	PKT	106.15	0.00
CHILLIES POWDER LOOS	KG.	284.39	0.15
CORRIANDER SEED POWD.NATIONAL	PKT	102.59	0.00
CORRIANDER SEED (LOOSE)	KG.	253.51	-0.69
TURMERIC POWD.NATIONAL 50GM	PKT.	35.83	0.08
CURRY POWD. NATIONAL 200 GM	PKT.	87.06	0.00
TOMATO KETCHUP AHMED/MITCHL	BOTTLE	94.67	0.00
PICKLES AHMED/MITCHELLES	BOTTLE	109.54	0.00
VINEGAR SYNTHETIC (SIRKA)	BOTTLE	75.72	0.42
GARLIC	KG	259.18	9.84
GINGER	KG	141.68	1.02
TAPAL DANEDAR TEA 200GM PACKET	PKT	157.93	0.00
TEA LIPTON YELLOW LABEL 200GM.	PKT.	158.21	-0.16
TEA LOOSE KENYA AV.QLTY 250GM.	PKT.	149.84	0.46
COFFEE-NESCAFE 75 GM. **	BOTTLE	326.83	0.77
COLD DRINK (STANDARD SIZ)	BOTTLE	25.17	0.00
FRUIT JUICE TETRA PACK	PKT.	18.76	0.00

Contd.

7.11 Inter-city Consumer Prices August, 2016

Value in Rupees			
Description	Unit	Average	% Change
MINERAL WATER NESTLE 1.5 LTR	BOTTLE	49.23	0.26
ALCOHOLIC BEVERAGES & TOBACCO			
CIGARETTES K-2 10'S **	PKT	62.38	0.48
CIGARETTES CAPSTAN 10'S **	PKT	70.38	0.16
CIGARETTES GOLD LEAF 20'S	PKT	131.5	0.28
CIGARETTES MORVEN GOLD 20'S	PKT	69.9	-0.01
BETEL LEAVES	50GM.	73.56	-2.43
BETEL NUTS	KG.	370.44	0.34
CLOTHING & FOOTWEAR			
LONG CLOTH 57" GUL AHMED/AL-KARAM	METER	225.83	0.11
SHIRTING AV.QLTY.	METER	178.36	0.00
PANT CLOTH W & WEAR AV.QLTY	METER	398.21	0.00
LAWN PRINTED GUL AHMED/AL-KARAM	METER	291.82	0.32
GEORGETTE AV.QLTY	METER	141.89	0.00
LINEN AV.QLTY ***	METER	156.51	0.00
HEAVY WT SUITING LAWERNCPUR AVG QLTY	METER	1321.33	0.00
HEAVY WT SUITING LAWERNCPUR SUP QLTY	METER	1759.54	0.00
TROPICAL SUITING LAW.PUR	METER	1124.98	0.00
PANT BOY 24"/26" LENGTH.	EACH	520.83	0.09
SHIRT BOY 24"/26" LENGTH	EACH	407.96	0.00
SCHOOL UNI. PANT,SHIRT BOYS	SUIT	715.77	0.31
SCHOOL UNI. KAMEEZ,SHAL.BOYS	SUIT	673.4	0.41
SCHOOL UNI. KAMEEZ,SHAL.GIRL	SUIT	707.62	0.82
FROCK W/WEAR GIRLS	EACH	1086.42	0.40
AWAMI-SUIT W & W(BOY) 24"/26	SUIT	1019.17	1.02
AWAMI-SUIT W&W (GENTS)AV.QLTY	SUIT	1349.55	0.67
PULLOVER GENTS OXFORD/BON.	EACH	2818.69	0.00
PULLOVER LADIES OXFORD/BON.	EACH	2706.35	-0.25
PULLOVER (GENTS) OTHERS A.QTY	EACH	976.48	0.00
SECOND-HAND COAT FOR MEN	EACH	429.66	0.00
SECONDHAND SWEETER FOR MEN DUP QLTY	EACH	318.98	0.00
SECONDHAND WINTER JACKET	EACH	417.67	0.00
UNDERWEAR AV.QLTY MEDIUM SIZE	EACH	131.78	0.34
VEST FOR MEN AV.QLTY.	EACH	137.25	0.93
VEST/SHAMEEZ (WOMEN) AVG. QLTY	EACH	158.89	0.05
SOCKS NYLON (PAKISTANI)	PAIR	88.87	1.00
BRASSIER AV.QLTY.	EACH	163.53	1.36
BRASSIER SUP QLTY	EACH	375.97	0.63
DOPATTA GEORGETTE AV.QLTY.	EACH	294.35	0.00
DOPATTA COTTON AV GLTY	EACH	237.41	0.18
CHADDAR (W/WEAR) (2x2.5 MTR)	EACH	455.73	0.89
LUNGI/DHOTI(COTTON) AVG. QLTY	EACH	307.37	0.04
HANDKERCHIEF AVG. QLTY PAK	EACH	42.06	0.00
HANDKERCHIEF SUP. QLTY PAK	EACH	65.49	0.00
GLOVES AV QLTY	PAIR	102.64	0.00
AZARBAND COTTON AVG. QLTY	EACH	18.47	0.00
SEWING THREAD/REEL(ASLI PARI)	EACH	6.91	0.14
WASHING CHARGES PAINT & SHIRT	SUIT	99.73	0.13
DRY CLEANING SUIT COAT PANT	SUIT	327.14	0.38
WASHING CH. (KAMIZ-SHALWAR)	PAIR	70.52	0.00
TAILORING SHIRT	EACH	378.86	0.00
TAILORING CHARGES PANT (MEN)	EACH	643.23	0.00
TAILORING COAT-PANT SUIT	SUIT	3858.92	0.00
TAILORING AWAMI-SUIT (MALE)	SUIT	570.39	0.00
TAILORING SUIT FEMALE	SUIT	487.94	0.26
GENTS SHOES PAUL BATA	PAIR	1204	0.21
GENTS SANDAL BATA	PAIR	699	0.00
GENTS SPOUNG CHAPPAL BATA	PAIR	189	0.00
LADIES SANDAL BATA	PAIR	499	0.00
LADIES SPOUNG CHAPPAL BATA	PAIR	179	0.00
CHILD SHOE POWER LITE BATA	PAIR	599	0.00
GENTS SHOE, ART 1109 SERVICE	PAIR	999	0.00
NYLON JOGGER 27 SIZE 2-5 ***	PAIR	1299	0.00
CHINA FOOT WEAR AV. QLTY (MALE) *	PAIR	692.47	0.00

Contd.

7.11 Inter-city Consumer Prices August, 2016

Value in Rupees			
Description	Unit	Average	% Change
CHINA FOOT WEAR AV. QLTY (FEMALE) *	PAIR	532.74	0.00
CHINA FOOT WEAR AV. QLTY (CHILDREN) *	PAIR	447.46	0.00
SHOE REPAIR HALF SOLE	PAIR	105.07	0.00
SHOES POLISH CHARGES AVERAGE SHOP	PAIR	19.52	0.00
HOUSING, WATER, ELECT,GAS & OTH FUEL			
HOUSE RENT (combined)	MONTH	6814.53	-0.30
rent 2	pm	6814.53	-0.11
RENT3	PM	6814.53	0.00
RENT4	PM	6814.53	0.00
RENT5	PM	6814.53	-0.04
RENT6	PM	6814.53	0.00
SYNTHETIC ENEMAL ROBIALAC BALTI 3.64 LTR.	EACH	1885.76	0.11
SYNTHETIC ENEMAL ICI BALTI 3.64 LTR.	EACH	1963.28	0.08
CEMENT (LOCAL) SPECIFY BRAND NAME	BAG	546.34	0.69
BRICKS (NEW) IST CLASS	P/1000	6839.18	1.81
CEMENT BLOCKS (6"x8"x12")	P/100	2867.42	1.09
BAJREE	100CFT	4183.09	1.13
SAND (BLACK PIT SAND)	K100CFT	2273.96	1.23
TIMBER SHESHAM LOG IST QUALITY	cubmt.	56297.22	0.00
IRON BAR (M.S. BAR) 1/2"	P/TON	64288.41	-0.52
CARPANTER WAGE RATE	P/DAY	845.01	0.00
MASON (RAJ) WAGE RATE	P/DAY	957.65	0.52
UNSKILLED LABOUR WAGE RATE	P/DAY	515.12	0.06
PLUMBER WAGE RSTE	P/DAY	868.77	0.10
ELECTICIAN WAGE RATE PER DAY **	P/DAY	808.49	0.00
ELECTICIAN WAGE RATE PER POINT **	P/PNT	122.17	0.00
WATER CHARGES PER HOUSE	P/MONTH	125.56	0.00
ELECT.CHARGES UPTO 50 UNITS	P/UNIT	2	0.00
ELECT.CHARGES 01 - 100 UNIT	P/UNIT	6.18	0.00
ELECT.CHARGES 101 - 300 UNIT	P/UNIT	9.5	0.00
ELECT.CHARGES 301 - 1000 UNIT	P/UNIT	16.39	0.00
ELECT.CHARGES ABOVE 1000 UNIT	P/UNIT	18.39	0.00
ELEC	PM	10.5	0.00
GAS CHRg upto 3.3719 MMBTU	MMBTU	128.7	0.00
GAS CHRg 3.3719 - 6.7438 MMBTU	MMBTU	257.4	0.00
GAS CHRg 6.7438 - 10.1157 MMBTU	MMBTU	257.4	0.00
GAS CHRg10.1157 - 13.4876 MMBTU	MMBTU	702	0.00
GAS	PM	702	0.00
GAS	PM	409.5	0.00
KEROSENE OIL	LTR	83.57	-0.11
FIREWOOD WHOLE	40 KG.	529.46	0.00
FURNISHING HOUSE HOLD EQUIPMENTS			
CHAIR SHESHAM WOOD WITH ARMS **	EACH	2049.08	0.86
CHAIR PLASTIC (CHAIRMAN) AVERAGE QUALITY	EACH	795.54	0.47
TABLE SHESHAM WOOD (4X2X5") ***	EACH	5693.03	0.09
SOFASET WOODEN WITH FOAM SEAT **	SET	17306.94	0.07
COT IRON (WITH NIWAR)AV.QLTY.	EACH	2257.04	0.33
ALMIRAH (STEEL) 6'X3' 20 GUAGE	EACH	9682.32	0.00
DINNING TABLE 6 CHAIRS A.QLTY	SET	21504.57	0.00
SINGLE BED WITHOUT FOAM MED.	EACH	6169.83	0.07
MATRESS SINGLE(4"THICK)	EACH	4901.71	0.02
FARSHI DARI 12'X9' AV.QLTY	EACH	1347.1	0.00
DARI COTTON (6'x2 1/2') AV.QL	EACH	619.47	0.15
CARPET PLAIN AV. QLTY	SQFT.	42.94	0.44
QUILT (LIHAF) 3 KG. COTTON	EACH	929.36	0.07
BLANKET (90" x 54")	EACH	3453.53	0.33
BEDSHEET SINGLE BED SUP.QLTY	EACH	629.66	0.30
BED SHEET DOUBLE WITH TWO PILLOW COVERS SUP QLTY	SET	1240.03	0.18
TOWEL(3'x2') AV. QALTY	EACH	263.37	0.57
CEILING FAN 48" SUPER QLTY **	EACH	3109.58	0.65
PEDESTAL FAN 22" SUPER QLTY	EACH	4174.31	0.24
REFG. DAWLENCE 10 CFT. D.DOOR	EACH	31117.92	0.08
D-FREEZER WAVES 8 CFT.	EACH	30425.44	0.30
AIRCONDITIONER 1.5 TON PEL	EACH	42536.25	0.00

Contd.

7.11 Inter-city Consumer Prices August, 2016

Value in Rupees

Description	Unit	Average	% Change
SPLIT AIR CONDITIONER 1.5 TON (SPECIFY BRAND NAME)	EACH	44725.65	-0.24
AIRCOOLER SUPER ASIA	EACH	11839.79	0.11
WASHING MACHINE SINGER	EACH	15929.67	0.06
SEWING MACHINE(SINGER)	EACH	6160.88	0.00
GIZER LARGE SIZE 30 GALLON CAPACITY SUP QLTY	EACH	18648.19	0.00
GAS BURNER DOUBLE SPFY.BRAND	EACH	1845.14	0.07
ELECT. IRON PHILIPS MDL.1120	EACH	1887.92	0.13
ELECTRIC JUICER FOR APPLE	EACH	5269.31	0.19
S.STEEL DEGHCHI MEDIUM SIZE ***	EACH	637.51	0.00
ALUMINIUM COOKING PAN (DEGCHI) MED SIZE	EACH	624.79	0.00
NON STICK COOKING PAN (DEGCHI) SUP. QLTY	EACH	923.44	0.00
FRYING PAN STEEL AVG. QLTY MED. SIZE	EACH	392.86	0.00
TAWA IORN (MEDIUM SIZE) AVG. QLTY	EACH	315.04	0.00
S.STEEL PLATE A.QLTY.(M.SIZE)	EACH	75.82	0.08
TABLE SPOON S.STEEL SUP.QLTY.	DOZEN	397.97	0.13
WATER SET JUG+6 GLASSES (OMROC)	SET	516.64	0.29
TEA SET PAK. CHINAWARE 21 PCS.	SET	1794.13	0.00
DINNER SET PLASTIC 72 PIECES SUPERIOR QLTY	SET	5429.53	1.12
HOTPOT SET PLASTIC 3 PCS.	SET	1360.52	0.25
BUCKET(BALT) PLASTIC MED.SIZ	EACH	335.86	0.00
LOTA PLASTIC (MED SIZE) AVERAGE QUALITY	EACH	56.47	0.68
PRESURE COOKER 4 LTR.	EACH	1441.69	0.00
WATER COOLER 9/10 LTR.PLASTIC ***	EACH	614.02	0.00
THERMOS STARVAC 1 LTR	EACH	500.42	0.50
BULB PHILIPS 100-WATTS	EACH	31.32	0.00
TUBE LIGHT PHILIPS 40 WATTS	EACH	104.75	0.48
ELECTRIC BLUBS "0" WATTE LOCAL	EACH	22.39	0.00
ELECTRIC BLUB ENERGY SAVER 14 WATTS	EACH	160.25	0.28
WASHING SOAP 250 GMS SPECIFY BRAND NAME	EACH	33.19	0.58
SURF EXCEL 400 GMS POLY BAG	EACH	119.52	0.80
WASHING POWDER 1000 GRM	EACH	176.69	0.00
WASHING POWDER (WHEEL/ BONUS) 100 GRAMS	EACH	95.46	0.92
CLEANSER POWDER VIM 1000 GM	PKT.	76.33	0.26
FINIS 500 ML	BOTTLE	197.28	0.00
PHNYLE TYPHONE/FINIS/CARRANITE 3 LITRES	BOTTLE	149.33	0.67
HARPIC	BOTTLE	146.19	0.26
BOOT POLISH CHERRY/KIWI 50ML	EACH	107.49	0.35
ROBIN BLUE (35 GRAMS)	PKT.	43.55	0.28
TISSU PAPER PERFUMED 100 PCS.	PKT	108.32	0.00
TOILET PAPER ROLL (R.PETEL)	P/ROLL	38.54	0.13
BOOT POLISH LIQUID CHEERY BLOSSOM KIWI 75 ML	BOTTLE	137.86	0.00
MATCH BOX SMALL	EACH	2.28	0.00
DRY CELL 1.5 VOLT(LOCAL)	EACH	23.76	0.25
HAND STITCHING NEEDLE M.SIZE	PACKET	7.88	0.00
SEWING MACHINE NEEDLE (SINGER)	EACH	6.23	0.00
HOUSEHOLD SERVANT FEMALE P/T	P/MNTH	1968.31	0.25
MARRIAGE HALL WITH FURNITURE	P/HEAD	114.91	0.00
HEALTH	HEALTH	HEALTH	HEALTH
SEPTRAN TABLETS	10TAB.	17.28	5.49
BRUFEN TABS 200-MG.	10TAB.	9.79	-0.31
PANADOL TAB. EXTRA/PLAIN	10TAB.	12.13	1.93
DISPRIN TAB.	10TAB.	12.36	1.48
TRISIL TAB.	10 TAB	10.25	2.50
FLAGYL TAB. 200 MG.	10TAB.	10.16	0.00
VENTOLIN TAB. 2MG.	10TAB.	10.02	0.00
DAONIL TAB. 5 MG.	10TAB.	16.96	0.00
ENTOX TAB.	10TAB.	11.13	11.30
RENITEC TAB. 5 MG.	10TAB.	58.41	0.00
CAC. 1000 TAB	BOTTLE	122	0.00
AMOXIL CAPSOLE 250 MG.S	10CAP.	35.72	0.03
CALCIUM SYRUP SANDOZ	BOTTLE	64.12	0.03
LEDERPLEX SYRUP	BOTTLE	42.45	21.29
SANCOS SYRUP (50 ML.)	BOTTLE	29.75	0.00
PHENERGAN SYRUP 120 ML.	BOTTLE	33.15	0.00

Contd.

7.11 Inter-city Consumer Prices August, 2016

Value in Rupees			
Description	Unit	Average	% Change
CALPOL SYRUP 60 ML.	BOTTLE	28	0.00
HYDRYLLIN SYRUP 120 ML.	BOTTLE	65	0.00
POLYFAX EYE OINTMENT	TUBE	21.19	0.38
BETNESOL EYE DROPS	BOTTLE	33.89	0.00
EAR DROPS (CARDISPORINE) ***	BOTTLE	21.55	2.62
BETNOVATE-N OINTMENT 5 GMS	TUBE	16.29	0.12
BURNOL CREAM 30 GRM	TUBE	16	0.00
VICKS VAPORUB/BALM	BOTTLE	36.03	0.00
GLYCRINE SMALL BOTTLE	BOTTLE	24.17	0.88
JOUHAR JOSHANDA	PKT.	7.95	0.13
GALXOS-D (450 GRMS)	PKT.	153.61	0.00
GRIPE-WATER WOODWARDS	BOTTLE	54.56	0.00
SANIPLAST ONE PUTTY	EACH	1.89	0.00
O.R.S. (NIMCOL)	PKT.	16.45	0.00
DETTOL (MEDIUM)	BOTTLE	48.91	1.49
COTTON BANDAGE 2" - 4"	EACH	9.85	1.23
THERMOMETER CHINA	EACH	43.74	0.00
DOCTOR (MBBS) CLINIC FEE	P/PAT.	187.08	0.00
URINE TEST (DR) CHARGES	P/TEST	109.09	0.93
BLOOD TEST (CP) CHARGES	P/TEST	251.55	0.00
SUGAR TEST (RANDOM/FASTING BOTH) CHARGES	P/TEST	178.52	0.35
ECG CHARGES	P/TEST	233.38	0.27
X-RAY (CHEST) CHARGES	P/X-RAY	308.55	0.20
TRANSPORT			
CAR SUZUKI 800 CC (W/O. A/C)	EACH	658444.83	1.74
CAR SUZUKI 1000 CC	EACH	1104322.22	2.14
CAR TOYOTA 1300 CC	EACH	1854618.06	0.42
CAR HONDA CIVIC	EACH	2233342.11	6.73
MOTORCYCLE HONDA CD-70.	EACH	63868.59	0.00
MOTORCYCLE YAMAHA 100CC.	EACH	79709.09	0.00
MOTOR CYCLE HERO 70 CC	EACH	44708.33	0.07
BICYCLE WITH TYRES & TUBES	EACH	7560.03	0.37
TYRE CAR WITH TUBE GENERAL	EACH	3221.46	0.04
TYRE MOTOR CYCLE WITHOUT TUBE	EACH	1093.31	0.17
TYRE CYCLE SPECIFY BRAND NAME	EACH	366.88	0.31
TYRE CAR W/O TUBE	EACH	3035.51	0.30
PETROL SUPER	LITRE	64.65	0.00
HIGH SPEED DIESEL HSD	LITRE	72.94	0.00
CNG	K.G.	69.8	0.00
GAS CYLINDER STAND. SIZE	EACH	908	-3.95
MOTOR CYCLE SERVICE CHARGES	EACH	270.65	0.09
CAR SERVICE CHARGES	EACH	347.01	0.00
TYRE PUNCTURE CHARGES	EACH	67.52	0.00
CYCLE OVERHAULING CHARGES	EACH	300.32	0.00
CAR TAX FOR 800CC TO 1300CC	YEARLY	1840.8	0.00
TRAIN FARE ECO. 1-100 KM.	P/KM.	0.68	0.00
TRAIN FARE ECO. 101-500 KM.	P/KM.	0.98	0.00
TRAIN FARE ECO. > 500 KM.	P/KM.	0.89	0.00
TRAIN FARE IST SLP. 1-100KM	P/KM.	2.11	0.00
TRAIN FARE IST SLP.101-500 KM	P/KM.	2.59	0.00
TRAIN FARE IST SLP. > 500 KM	P/KM.	1.99	0.00
TRAIN FARE A/C SLP. 1-100KM.	P/KM.	5.76	0.00
TRAIN FARE A/C SLP.101-500KM	P/KM.	4.59	0.00
TRAIN FARE A/C SLP > 500KM.	P/KM.	4.16	0.00
PLATFORM TICKET	EACH	9.85	0.00
AUTO RICKSHAW FARES	KM/MIN	55.21	0.93
FULL TONGA CHARGES	KM/MIN	65.64	0.64
TAXI 4 SEATER FARE	KM/MIN	84.36	0.00
BUS FARE MIN (WITHIN CITY)	TICKET	10.06	0.00
BUS FARE MAX (WITHIN CIT	TICKET	18.72	0.00
BUS FARE OUTSIDE CITY	P/KM.	0.83	0.00
A/C BUS FARE OUTSIDE CITY	P/KM.	1.34	0.00
MINIBUS FARE MIN.WITH IN CITY	TICKET	13.55	0.00
MINIBUS FARE MAX.WITH IN CITY	TICKET	19.48	0.00

Contd.

7.11 Inter-city Consumer Prices August, 2016

Value in Rupees			
Description	Unit	Average	% Change
SUZUKI FARE MIN.WITH IN CITY	TICKET	11.25	0.00
SUZUKI FARE MAXIMUM W.IN CITY	TICKET	19.29	0.00
AIR FARE ECONOMY CLASS. COMMUNICATION	P/KM.	19.26	0.00
POSTAL ENVELOPE DOMESTIC	EACH	8	0.00
ENVELOPE FOR SAUDI ARABIA	EACH	49.63	0.00
POSTAL REGISTRATION CHARGES	EACH	34.76	0.00
U.M.S. REG CHARGES MIN.	EACH	58.93	0.00
T.C.S. CH. MIN.WITH IN ZONE	EACH	144	0.35
TELEPHONE CHARGES LOCAL CALL	P/CALL	3.94	0.00
TEL CHARGES OUT SIDE CITY	P/CALL	3.94	0.00
INTERNET CHARGES	P/HOUR	29.64	0.00
MOBILE CELL CHARGES	P/UNIT	3.07	0.00
FAX CHARGES (LOCAL)	P/PAGE	18.41	0.00
TELEPHONE SET AV. QLTY	EACH	791.39	0.00
MOBILE SET NOKIA/SONY/ERICSON/SAMSUNG WITHOUT CAMERA	EACH	2871.17	0.07
RECREATION AND CULTURE			
T.V. 20" COLORED WEGA H-A21.	EACH	19093.96	-0.13
T.V 20" COLOR CHINA/KORIA)	EACH	11115.83	0.00
V.C.P. PANASONIC/LG/NAT	EACH	5434.78	0.00
DVD/VCD PLAYER PANASONIC/LG	EACH	4119.2	0.00
RADIO WITH C.PLAYER NATIONAL	EACH	2232.42	0.00
PERSONNEL COMPUTER (BRANDED)	EACH	43975.12	0.00
VID. CASSETTE BLK. TDK/SONY	EACH	143.51	0.00
COM. C.D. (TDK/IMATION)	EACH	51.45	0.00
TAPE RECORDER CASSETTE BLANK	EACH	46.44	0.00
VIDEO GAME SEGA 16 BYTE	EACH	1283.82	0.00
CINEMA A/C. HIGH CLASS	TICKET	117.5	0.00
CINEMA NON-A/C HIGH CLASS	TICKET	60.77	0.00
CABLE CHARGES	PER MONT	291.96	0.00
TV.LICENCE FEE DOMESTIC	YEARLY	420	0.00
ENGLISH BOOK CLASS V1	EACH	69.94	0.00
ENGLISH BOOK CLASS IX OR X	EACH	92.23	0.00
ENG. BOOK IST.YR COMPLETE SET	EACH	86.78	0.00
ENGLISH BOOK BA/B.SC	EACH	163.25	0.00
URDU BOOK CLASS V (T.B.BORD)	EACH	65.11	0.00
URDU BOOK CLASS IX/X(T.B.B)	EACH	98.47	0.00
URDU BOOK IST.YEAR/INTER	EACH	60	0.00
URDU BOOK BA/B.SC	EACH	144.5	0.00
MATHS BOOK CALSS V (T.B.B)	EACH	91.89	0.00
MATHS BOOK CLASS IX OR X	EACH	215	0.00
MATHS BOOK IST.YEAR (T.B.B)	EACH	148.13	0.00
PAKISTAN STUDIES BOOK BA/B.SC	EACH	150.5	0.00
DAILY "DAWN"	P/COPY	19	0.00
DAILY "JANG"	P/COPY	12	0.00
DAILY "NAWA-E-WAQT"	P/COPY	12	0.00
WEEKLY "AKHBAR-E-JAHAN"	P/COPY	55	0.00
WEEKLY "MAG"	P/COPY	45.13	0.00
MONTHLY "NAUNEHAL DIGEST"	P/COPY	35	0.00
PAPER FOOLSCAPE (27"x17")	QUIRE	38.23	0.00
EXERCISE.BOOK LINED 80/100 PGS	EACH	47.5	0.00
PENCILGOLDFISH/DEER	EACH	6.64	0.30
PEN INK DOLLOR 57 ML BOTTLE	EACH	21.5	0.00
PHOTOSTATE PAPER 70 GM	PRT	358.8	0.18
BALL PEN (local)	EACH	7.14	1.13
FOUNTAIN PEN HERO/WINGS/CHINA	EACH	44.82	2.28
EDUCATION			
PRIVATE SCHOOL FEE ENGLISH MEDIUM AVERAGE STANDARD (CLASS I)	PER MONTH	1453.03	0.78
PRIVATE SCHOOL FEE ENGLISH MEDIUM AVERAGE STANDARD (CLASS V)	PER MONTH	1581.51	0.80
PRIVATE SCHOOL FEE ENGLISH MEDIUM AVERAGE STANDARD (CLASS VI)	PER MONTH	1746.48	0.43
PRIVATE SCHOOL FEE ENGLISH MEDIUM AVERAGE STANDARD (CLASS X)	PER MONTH	2070.99	0.42
PRIVATE MEDICLE COLLEGE FEE MBBS (IST YEAR)	PER MONTH	45499	0.00
PRIVATE ENGINEERING COLLEGE FEE (ISTR YEAR)	PER MONTH	11094.91	0.00
GOVT. COLLEGE FEE IST. YEAR	MONTH	44.99	0.00

Contd.

7.11 Inter-city Consumer Prices August, 2016

Value in Rupees

Description	Unit	Average	% Change
GOVT. COLLEGE FEE 4TH. YEAR	MONTH	59.03	0.00
GOVT. UNIVERSITY FEE MSC.	MONTH	401.7	0.01
GOVT. MED. COLLEGE FEE MBBS	MONTH	1287.73	0.00
GOVT. ENGG. COLL. FEE I YEAR	MONTH	1107.81	0.00
COACHING FEE FOR CLASS IX/X	PER MONTH	1239.15	0.20
COACHING CHARGES FOR CLASS 1ST YEAR/INTER (SCIENCE)	PER MONTH	1827.61	0.45
COACHING CHARGES FOR CLASS 1ST YEAR/INTER (COMMERCE)	PER MONTH	1568.52	0.35
I.T. TUITION FEES	PER MONTH	2634.21	0.00
MBA TUITION FEES	PER MONTH	6207.64	0.00
RESTAURANTS AND HOTELS			
BREAD TANDOORI ST. SIZE	EACH	7.88	0.00
COOKED MUTTON (AV. HOTEL)	PLATE	155.81	0.28
COOKED BEEF (AV. HOTEL)	PLATE	93.09	1.10
COOKED DAL (AV. HOTEL)	PLATE	55.53	1.13
CHICKEN BIRYANI FULL/DOUBLE	PLATE	132.88	0.33
TEA PREPARED (ORDINARY)	CUP	20.04	0.60
MISCELLANEOUS GOODS AND SERVICES			
HAIRCUT CHARGES FOR MEN	P/CUT	78.13	0.72
BEAUTY PORL HAIR STYL CHARGE	P/STY.	292.48	1.08
SHAVING CHARGES	PER SHV	43.5	0.28
LIPSTICK S.MISS/MEDORA	EACH	109.58	0.11
NAIL POLISH S.MISS/MEDORA	EACH	90.77	0.00
PERFUME MED.SIZE MEDORA/BROACH	EACH	171.17	0.00
HAIR-OIL AMLA/CHAMBELI	BOTTLE	114.38	0.33
TOILET SOAP LUX 95 GRAMS	EACH	37.67	0.19
TOILET SOAP LIFEBOUY 140 GRM	EACH	36.83	0.14
TOILET SOAP SAFEGUARD BATH SIZE	EACH	47.18	0.32
TOOTHPASTE MACKLINES 70 GRM	EACH	50	0.00
TOOTHPAST MED SIZE CLGATE 70 GMS	EACH	67.95	0.00
TOOTHBRUSH SHEILD A/PLAUQUE	EACH	41.03	0.00
TOOTHPOWDER DENTONIC 90 GRM	EACH	29.64	0.75
HAIR-COLOUR BEGIN (6 GMS)	EACH	102.83	0.36
HAIR COLOUR (KALAKOLA)	BOTTLE	127.88	0.05
FACECREAM PONDS (MEDIUM)	EACH	118.54	0.53
TALC POWDER VICE ROAY,B.CAT	EACH	141.6	0.08
BLADE TREET ORDINARY 10'S	PKT.	35.94	0.53
BLADE 7-O-CLOCK STAIN. 5'S	PKT.	34.56	0.17
SHAMPOO SUNSILK/PAINTIN 100 ML	BOTTLE	107.14	0.00
BEAUTY CREAM (FAIR & LOVELY)	EACH	144.77	0.26
HAIR REMOVING CREAM (EU-CREAM)	TUBE	65.25	0.57
GEL MEDIUM SIZE	BOTTLE	98.75	0.25
DISPOSABLE RAZOR GILLET-II	EACH	42.48	0.31
SHAVING CREAM TOUCH-ME/ADM.	EACH	63.33	0.99
GOLD TEZABI 24 CT	10 GM.	44760.45	2.26
SILVER TEZABI 24 CT	10 GM.	665.05	2.94
ARTIFICIAL JEWELLARY SET	SET	753.18	-0.08
WRIST WATCH GENTS CITIZEN (ORIGINAL) ***	EACH	3561.18	0.81
WRIST WATCH LADIES CITIZEN (ORIGINAL) ***	EACH	3551.85	0.76
WALL CLOCK QUARTZ AV.QLTY	EACH	560.34	0.68
SUITCASE REXIN (24"x16"x6")	EACH	1243.37	2.78
TRUNK MEDIUM SIZE ***	EACH	1616.22	1.28
PURSE LADIES (LEATHER) AVERAGE QUALITY	EACH	791.32	1.20

8. PUBLIC FINANCE

8.1 Customs Revenue Receipts

(Million Rupees)

S. No.	Description	Annual				
		2011-12	2012-13	2013-14	2014-15	2015-16
1	Meat, fish and their preparations	93.75	151.69	253.87	322.60	470.73
2	Milk, butter, cheese and honey	2478.59	2235.00	2879.15	5371.62	4577.30
3	Fruits, nuts and vegetables	1427.16	1554.43	2368.46	2830.70	5718.73
4	Coffee, nuts and vegetables	3547.64	3730.56	3713.70	4202.54	6385.82
5	Oil-seeds and miscellaneous fruits	120.73	146.20	176.67	1117.13	2765.29
6	Vegetable plaiting materials	616.43	868.55	998.91	828.97	852.59
7	Animal and vegetable fats and oil	18417.04	20247.00	20658.72	21183.29	25910.37
8	Sugar and confectionery	372.89	291.17	383.73	523.17	818.76
9	Edible, preparation of cereal & vegetables	2916.04	3099.12	3991.29	5319.78	6788.91
10	Beverages, spirits and vinegars	192.14	176.65	179.36	228.65	279.05
11	Residues on waste from the food industries prepared animal fodder	53.16	59.44	141.58	2622.94	4359.11
12	Tobacco	251.94	144.14	213.57	136.15	164.87
13	Mineral, fuel, oils and products thereof	19140.05	20398.80	16760.58	24413.27	37991.81
14	Chemicals and chemical products	6798.82	7327.76	8239.32	10379.73	11883.91
15	Pharmaceutical products	1822.78	1893.71	2111.88	2507.92	3032.98
16	Dyes, colours, paints and varnishes	2538.32	2671.14	3611.13	4077.15	4838.49
17	Perfumery, soap and toilet preparations	3912.94	3778.08	4894.55	6321.37	7740.78
18	Albuminodal substances modified stareehes gulesenzymes	202.99	215.36	287.14	488.59	626.50
19	Matches and other explosives	22.32	22.61	25.30	18.81	37.11
20	Photographic and cinematographic goods	1178.39	1254.43	1583.89	1823.38	2544.33
21	Plastic & articles thereof	8807.12	349.73	11055.67	13198.11	15812.87
22	Rubber and articles thereof	2352.45	8820.77	2395.14	3179.46	6472.21
23	Leather articles and footwear	1937.81	2143.80	2051.86	2459.12	3303.33
24	Wood & articles of wood wood charcoal	557.80	2010.44	542.99	837.99	1301.24
25	Wood, paper and stationery	6730.50	475.48	6085.09	8503.06	9412.67
26	Silk yarn and fabrics	130.81	5357.43	139.29	316.29	422.13
27	Fabrics of wool, flax ramle metal vegetable	473.08	136.97	706.41	1039.73	1355.32
28	Cotton, Textile fabrics, Paper Yarn	786.13	490.74	2065.56	1057.36	2567.15
29	Yarn and fabrics of man-made fiber	7616.66	1422.08	8773.16	11587.37	13433.31
30	Carpets & other floor covering	432.76	6523.28	285.80	328.81	430.79
31	Special Woven Fabrics and Variety (58)	434.56	274.42	352.95	454.87	552.60
32	Textile articles including knitted & crocheted goods	2254.15	1969.33	2627.81	3551.13	5298.75
33	Other madeup textile articles, set worm clothing & textile articles rugs	1336.37	1093.49	1375.49	1620.10	2501.88
34	Glass and earthen-ware	3522.41	3198.22	4459.56	5938.18	8998.91
35	Precious metal, stones, pearls & imitation jewellery	28.71	40.01	65.58	90.60	207.56
36	Iron and steel manufactures	10048.48	10545.65	9211.16	17154.45	40140.83
37	Metals other than gold,silver,iron & steel	1144.22	1253.23	1866.33	2518.70	4481.37
38	Cutlery, tools articles of base metals	1002.80	1015.61	1324.08	1608.30	2264.13
39	Machinery and mechanical appliances	11605.92	12362.55	13742.20	20289.00	26190.69
40	Electric machinery and equipment	9928.03	10396.39	11325.52	22583.98	21382.12
41	Railway and tramway plant and rolling stock	125.87	393.05	447.75	1147.92	299.92
42	Motor and other vehicles	43090.45	42305.56	36314.43	49408.87	61946.64
43	Ships, boats and aircraft's	117.96	108.57	79.44	1045.69	3823.94
44	Clocks and watches and parts thereof	47.19	60.14	66.04	61.53	154.00
45	Arms and ammunitions	464.96	507.58	317.19	336.89	103.86
46	Toys, games and sports goods	324.33	278.43	346.34	488.01	967.27
47	Sub-total (1 to 46)	181405.65	183798.79	191495.64	265523.28	361612.93
48	All other articles	46869.49	66022.29	58234.50	49707.26	56561.39
49	Gross Collection (47 to 48)	228275.14	249821.08	249730.14	315230.54	418174.32
50	Refund & Rebates	8453.67	10362.12	8731.76	9090.69	11993.96
51	Net collection (54-55)	219821.47	239458.96	240998.38	306139.85	406180.36
52	Total imports duty	213285.30	...	233783.87	283865.95	377416.18
53	1 % Ware House Charges	1660.09	...	1182.93	808.69	648.13
54	Miscellaneous	3870.35	...	4469.01	5010.68	5613.38
55	Export duties	471.07	...	475.78	495.05	580.79
56	25% Export Development Charges	5291.13	...	6119.22	5921.88	5365.62
57	Regularity Duty	2111.14	...	3699.32	19128.26	28549.96

Contd.

8.1 Customs Revenue Receipts

(Million Rupees)

S. No.	Description	Monthly			
		Aug,2015	Sept,2015	Oct,2015	Nov, 2015
1	Meat, fish and other preparations	21.32	23.63	24.00	31.72
2	Milk, Butter, Cheese and Honey	323.39	217.18	236.55	287.24
3	Fruits, nuts and vegetables	309.99	273.80	608.73	483.56
4	Coffee, nuts and vegetables	484.58	448.10	609.46	563.91
5	Oil-seeds & miscellaneous fruits	129.40	132.17	172.64	259.77
6	Vegetable plaiting Materials	63.95	74.70	74.44	69.62
7	Animal and vegetable fats and oil	2128.52	2452.71	2782.46	1969.04
8	Sugar and confectionery	61.18	88.00	70.70	61.06
9	Edible, preparation of cereals and vegetables	436.12	449.80	462.98	555.02
10	Beverages, spirits and vinegars	20.80	11.17	15.59	13.36
11	Residues an Waste from the food industries, Prepared animal fodder	427.39	472.78	744.05	226.29
12	Tobacco	10.09	16.16	15.67	5.11
13	Minerals, fuel, oils and products thereof	4204.64	3418.69	2808.89	3403.30
14	Chemicals and chemicals products	821.64	762.70	867.41	861.78
15	Pharmaceutical products	183.78	223.74	210.51	237.23
16	Dyes, colours, paints and varnishes	317.59	348.17	388.99	385.69
17	Perfumery, soap and toilet preparations	619.13	588.28	669.27	603.27
18	Albuminoidal substances modified starches, glues,enzymes	43.28	46.43	51.14	41.76
19	Matches and other explosives	7.69	3.72	2.36	3.72
20	Photographic and cinematographic goods	170.01	181.09	178.03	221.92
21	Plastic and articles thereof	1193.10	1016.02	1330.88	1314.05
22	Rubber and articles thereof	516.10	431.20	468.70	498.99
23	Leather articles and footwear	279.02	313.79	211.52	243.93
24	Wood & articles of wood; wood charcoal	85.84	69.42	72.53	92.34
25	Wood, paper and stationery	744.41	646.96	668.32	671.87
26	Silk yarn and fabrics	36.74	18.50	27.33	21.59
27	Fabrics of Wool, flax, ramle metal, vegetable	87.01	107.57	129.99	117.06
28	Cotton, textile, fibre & other paper & veg yarn	70.14	71.64	106.46	245.67
29	Yarn and fabrics of man-made fiber	941.95	1092.80	1468.61	1270.30
30	Carpets & other floor covering	24.59	24.28	32.09	43.15
31	Special Woven Fabrics and Variety	35.08	41.31	50.71	50.88
32	Textile articles including knitted & crocheted goods	379.59	503.10	560.24	549.95
33	articles;rugs	188.45	166.15	243.78	274.77
34	Glasses and earthen/ware	603.34	517.37	674.47	723.94
35	Precious metals,stones,pearls & imitation jewellery	7.65	9.25	6.98	9.96
36	Iron & steel manufactures thereof	2118.12	2818.28	3086.36	3570.28
37	Metals other than gold, silver, iron & steel	282.07	244.54	317.31	325.06
38	Cutlery, tools articles of base metals	153.34	131.96	159.78	155.84
39	Machinery and mechanical appliances	1533.61	1518.51	1875.91	1668.35
40	Electric machinery and equipment	1603.99	1681.16	1817.20	1867.70
41	Railway and tramway plant and rolling stock	71.44	19.39	16.19	20.01
42	Motor and other vehicles	4298.72	4819.49	4906.42	5326.10
43	Ships, boats and Air crafts	36.71	86.25	33.90	28.59
44	Clocks, watches and parts thereof	6.30	4.57	5.39	4.96
45	Arms and ammunitions	11.52	4.13	2.32	9.06
46	Toys, games and sports goods	55.28	50.96	59.62	59.26
47	Sub total (1 to 46)	26148.60	26641.62	29362.88	29448.03
48	All other articles	1840.91	4916.89	1559.59	1551.72
49	Total Import Duty	25435.49	29083.68	27935.99	28073.00
50	Warehouse Charges	51.21	45.88	47.79	50.12
51	Regularity Duty	1679.14	1629.96	1953.01	2047.51
52	Miscellienous	382.65	333.14	493.57	368.18
53	0.25 % Export Development Charges	409.85	418.54	450.81	425.48
54	Export Duties	31.12	47.29	41.28	35.41
55	Gross	27989.46	31558.49	30922.45	30999.70
56	Refund	46.33	6.85	33.15	160.04
57	Rebate	1124.12	769.64	742.42	630.76
58	Refund & Rebate	1170.45	776.49	775.57	790.80
59	Net	26819.01	30782.00	30146.88	30208.90

Contd.

8.1 Customs Revenue Receipts

(Million Rupees)

S. No.	Description	Monthly				
		Dec, 2015	Jan,2016	Feb,2016	Mar,2016	Apr,2016
1	Meat, fish and other preparations	97.37	86.17	52.31	37.60	29.51
2	Milk, Butter, Cheese and Honey	343.34	306.24	404.64	502.72	323.69
3	Fruits, nuts and vegetables	336.31	368.38	404.78	524.71	583.67
4	Coffee, nuts and vegetables	693.38	614.36	514.03	519.97	491.84
5	Oil-seeds & miscellaneous fruits	215.30	273.18	249.84	203.62	275.71
6	Vegetable plaiting Materials	79.79	75.92	69.81	87.09	76.63
7	Animal and vegetable fats and oil	1881.35	2069.19	2288.18	2499.42	2003.44
8	Sugar and confectionery	59.77	67.22	49.16	64.33	79.57
9	Edible, preparation of cereals and vegetables	587.51	610.00	576.3	728.69	592.94
10	Beverages, spirits and vinegars	11.29	10.60	34.14	36.87	33.62
11	Residues an Waste from the food industries, Prepared animal fodder	134.09	65.37	84.79	533.90	166.80
12	Tobacco	18.71	18.71	15.39	15.69	11.24
13	Minerals, fuel, oils and products thereof	3111.90	2096.61	2335.42	2869.55	2805.82
14	Chemicals and chemicals products	977.72	1080.18	978.88	1160.20	1190.52
15	Pharmaceutical products	274.18	203.26	225.26	324.71	281.69
16	Dyes, colours, paints and varnishes	395.52	407.05	372.57	406.53	463.48
17	Perfumery, soap and toilet preparations	658.15	609.21	656.25	704.19	643.68
18	Albuminoidal substances modified starches, glues,enzymes	50.92	63.20	51.01	52.83	61.50
19	Matches and other explosives	3.09	0.02	0.87	1.93	4.38
20	Photographic and cinematographic goods	235.32	228.30	169.52	212.06	216.76
21	Plastic and articles thereof	1252.29	1172.66	1261.64	1466.66	1592.37
22	Rubber and articles thereof	613.82	569.57	413.82	467.85	632.58
23	Leather articles and footwear	275.53	301.70	323.29	124.64	198.75
24	Wood & articles of wood; wood charcoal	112.60	138.17	129.22	122.97	133.11
25	Wood, paper and stationery	677.61	721.74	767.4	981.04	881.80
26	Silk yarn and fabrics	35.92	38.93	54.75	18.43	44.05
27	Fabrics of Wool, flax, ramle metal, vegetable	108.61	133.94	120.1	95.56	117.62
28	Cotton, textile, fibre & other paper & veg yarn	388.35	269.51	302.29	264.41	298.67
29	Yarn and fabrics of man-made fiber	1121.81	1066.45	1066.68	926.21	1230.51
30	Carpets & other floor covering	44.60	39.26	31.66	44.78	32.39
31	Special Woven Fabrics and Variety	53.36	53.07	52.79	31.92	42.98
32	Textile articles including knitted & crocheted goods	472.45	559.22	464.04	255.61	349.44
33	articles;rugs	286.30	263.41	214.13	176.55	153.15
34	Glasses and earthen/ware	874.39	900.33	750.3	752.88	726.43
35	Precious metals,stones,pearls & imitation jewellery	20.23	22.86	17.11	15.44	19.14
36	Iron & steel manufactures thereof	3525.44	3392.47	3146.44	3909.89	4750.44
37	Metals other than gold, silver, iron & steel	547.96	326.96	311.18	408.76	436.41
38	Cutlery, tools articles of base metals	172.67	184.98	192.41	189.26	257.61
39	Machinery and mechanical appliances	2097.93	2462.69	2383.41	2345.06	3085.55
40	Electric machinery and equipment	2371.70	1846.98	1575.33	1436.83	2029.31
41	Railway and tramway plant and rolling stock	11.65	16.70	17.52	25.14	34.67
42	Motor and other vehicles	5272.52	5747.22	4482.23	5479.81	5839.07
43	Ships, boats and Air crafts	97.68	123.46	216.99	296.87	169.94
44	Clocks, watches and parts thereof	27.48	9.58	19.73	14.61	20.42
45	Arms and ammunitions	17.85	0.60	25.83	2.31	0.73
46	Toys, games and sports goods	100.08	101.70	93.76	67.97	98.72
47	Sub total (1 to 46)	30745.84	29717.33	27967.20	31408.07	33512.35
48	All other articles	9370.83	3017.14	2411.59	-853.50	-1337.94
49	Total Import Duty	35964.59	29011.02	26979.34	34318.79	32375.54
50	Warehouse Charges	49.3	96.69	49.31	49.21	59.14
51	Regularity Duty	2588.39	2665.44	2303.81	2461.16	2923.45
52	Miscellienous	1015.93	469.68	564.43	680.91	-1421.91
53	0.25 % Export Development Charges	444.81	399.78	439.63	525.64	440.25
54	Export Duties	53.62	91.82	49.41	65.63	29.27
55	Gross	40116.64	32734.43	30385.93	38101.34	34405.74
56	Refund	194.82	77.96	15.94	12.70	102.31
57	Rebate	517.84	582.77	1171.5	1119.85	870.30
58	Refund & Rebate	712.66	660.73	1187.44	1132.55	972.61
59	Net	39403.98	32073.70	29198.49	36968.79	33433.13

Contd.

8.1 Customs Revenue Receipts

(Million Rupees)

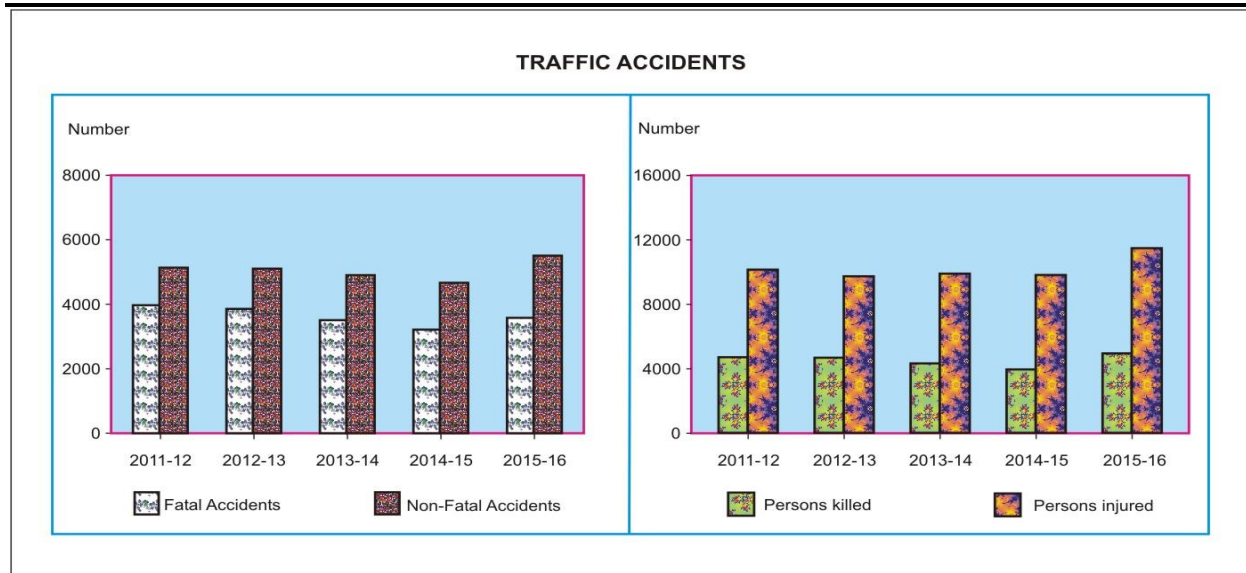
S. No.	Description	Monthly			
		May, 2016	Jun, 2016	Jul,2016	Aug,2016
1	Meat, fish and other preparations	23.71	29.67	34.79	37.16
2	Milk, Butter, Cheese and Honey	569.46	744.79	909.32	788.60
3	Fruits, nuts and vegetables	588.70	574.51	377.41	613.71
4	Coffee, nuts and vegetables	517.48	508.86	571.41	702.09
5	Oil-seeds & miscellaneous fruits	246.35	494.91	224.31	413.46
6	Vegetable plaiting Materials	59.16	63.06	70.03	76.84
7	Animal and vegetable fats and oil	2441.11	1888.21	1517.92	1944.57
8	Sugar and confectionery	69.66	73.77	55.09	75.38
9	Edible, preparation of cereals and vegetables	651.68	743.73	642.99	740.14
10	Beverages, spirits and vinegars	35.65	35.07	26.87	30.15
11	fodder	405.07	520.87	180.26	217.58
12	Tobacco	5.05	12.28	24.11	6.18
13	Minerals, fuel, oils and products thereof	4009.16	4836.16	2293.53	3707.14
14	Chemicals and chemicals products	1172.56	1146.14	979.64	1027.48
15	Pharmaceutical products	331.66	341.83	311.35	306.82
16	Dyes, colours, paints and varnishes	534.80	478.51	390.40	435.08
17	Perfumery, soap and toilet preparations	713.60	703.44	657.16	790.38
18	Albuminoidal substances modified starches, glues,enzymes	61.23	64.09	48.61	72.96
19	Matches and other explosives	2.20	1.17	3.40	0.33
20	Photographic and cinematographic goods	231.85	255.45	183.78	249.12
21	Plastic and articles thereof	1598.57	1546.80	1185.86	1533.05
22	Rubber and articles thereof	691.71	654.76	617.59	809.71
23	Leather articles and footwear	444.65	441.81	211.77	683.66
24	Wood & articles of wood; wood charcoal	137.63	126.87	104.20	146.27
25	Wood, paper and stationery	997.78	898.21	758.43	942.93
26	Silk yarn and fabrics	59.59	36.97	24.99	36.14
27	Fabrics of Wool, flax, ramle metal, vegetable	124.22	118.95	128.84	137.20
28	Cotton, textile, fibre & other paper & veg yarn	275.54	159.03	138.86	174.74
29	Yarn and fabrics of man-made fiber	1282.52	1094.02	1187.41	1396.38
30	Carpets & other floor covering	39.28	47.99	23.10	26.22
31	Special Woven Fabrics and Variety	51.78	56.81	36.87	70.65
32	Textile articles including knitted & crocheted goods	445.95	449.55	401.76	557.87
33	articles;rugs	199.26	182.59	158.04	219.54
34	Glasses and earthen/ware	820.31	1042.91	779.04	891.25
35	Precious metals,stones,pearls & imitation jewellery	24.81	44.30	19.05	21.66
36	Iron & steel manufactures thereof	3737.75	4259.85	3013.83	3626.19
37	Metals other than gold, silver, iron & steel	416.41	609.30	556.37	424.05
38	Cutlery, tools articles of base metals	225.26	243.54	186.45	228.27
39	Machinery and mechanical appliances	2963.37	2864.25	2271.97	3782.63
40	Electric machinery and equipment	1885.16	2021.68	1735.58	2297.53
41	Railway and tramway plant and rolling stock	25.36	34.37	65.96	43.29
42	Motor and other vehicles	5935.83	6190.58	4601.34	5716.96
43	Ships, boats and Air crafts	701.69	2015.71	79.70	176.11
44	Clocks, watches and parts thereof	21.18	15.97	8.73	15.59
45	Arms and ammunitions	2.40	5.47	4.04	4.82
46	Toys, games and sports goods	111.08	119.42	86.94	118.41
47	Sub total (1 to 46)	35889.23	38798.23	27889.10	36316.29
48	All other articles	274.90	22991.35	1683.49	2478.98
49	Total Import Duty	31636.01	55833.32	26103.35	34398.77
50	Warehouse Charges	55.82	45.90	37.13	42.28
51	Regularity Duty	3229.08	3575.38	2704.81	3430.08
52	Miscellaneous	705.33	1769.55	323.74	462.65
53	0.25 % Export Development Charges	506.39	477.53	394.71	436.68
54	Export Duties	31.47	87.60	9.20	24.84
55	Gross	36164.10	61789.28	29572.94	38795.30
56	Refund	186.07	35.27	17.12	21.29
57	Rebate	1691.98	916.50	999.09	1018.35
58	Refund & Rebate	1878.05	951.77	1016.21	1039.64
59	Net	34286.05	60837.51	28556.73	37755.66

Source: Federal Board of Revenue, Islamabad.

9. SOCIAL

9.1 Data on Traffic Accidents

Year/Month	Total Number of Accidents	Accident		Persons		Total Number of Vehicles Involved
		Fatal	Non - Fatal	Killed	Injured	
PAKISTAN						
2011-12	9140	3966	5174	4758	10145	9986
2012-13*	8988	3884	5104	4719	9710	9876
2013-14*	8359	3500	4859	4348	9777	9423
2014-15*	7865	3214	4651	3954	9661	8949
2015-16*	9100	3591	5509	4448	11544	10636
2015 Aug	797	303	494	390	974	934
Sep	810	295	515	360	881	967
Oct	799	330	469	392	1000	927
Nov	775	307	468	364	805	887
Dec	724	310	414	353	927	848
2016 Jan	646	269	377	341	857	777
Feb	678	264	414	377	869	786
Mar	680	280	400	327	940	775
Apr	777	297	480	383	1043	897
May	874	327	547	405	1237	1023
Jun	760	311	449	386	985	904
Jul	843	335	508	411	1009	991
Aug	736	287	449	371	1028	853



Note: Data from July,2012 onward includes ICTs.

* Included Islamabad

Contd.

9.1 Data on Traffic Accidents

Year/Month	Total Number of Accidents	Accident		Persons		Total Number of Vehicles Involved
		Fatal	Non - Fatal	Killed	Injured	
ISLAMABAD						
2012-13	201	107	94	109	180	212
2013-14	256	120	136	132	206	256
2014-15	216	107	109	118	182	217
2015-16	244	120	124	140	209	244
2015 Aug	25	9	16	12	27	25
Sep	19	12	7	14	17	19
Oct	24	16	8	16	5	24
Nov	25	17	8	19	25	25
Dec	21	7	14	8	18	21
2016 Jan	13	6	7	6	12	13
Feb	14	5	9	5	12	14
Mar	8	5	3	7	4	8
Apr	23	13	10	15	25	23
May	22	9	13	10	14	22
Jun	23	9	14	11	13	23
Jul	19	10	9	11	17	19
Aug	18	12	6	12	12	18
PUNJAB						
2011-12	4990	2361	2629	2888	5071	4990
2012-13	4587	2213	2374	2692	4515	4587
2013-14	3696	1717	1979	2145	3941	3696
2014-15	3054	1435	1619	1750	3652	3054
2015-16	3288	1576	1712	2053	4550	3288
2015 Aug	298	132	166	165	391	298
Sep	294	120	174	158	292	294
Oct	324	160	164	206	462	324
Nov	264	134	130	166	293	264
Dec	299	167	132	166	393	299
2016 Jan	222	104	118	140	310	222
Feb	254	123	131	221	391	254
Mar	250	109	141	129	400	250
Apr	257	124	133	177	403	257
May	311	148	163	197	539	311
Jun	230	123	107	163	347	230
Jul	268	129	139	157	338	268
Aug	244	119	125	145	371	244
SINDH						
2011-12	1054	681	373	756	681	1121
2012-13	935	582	353	696	637	960
2013-14	945	613	332	791	893	1103
2014-15	881	583	298	771	863	1029
2015-16	924	634	290	749	754	1144
2015 Aug	79	56	23	82	47	117
Sep	79	55	24	68	56	96
Oct	75	46	29	54	71	91
Nov	68	41	27	44	37	82
Dec	71	50	21	57	35	87
2016 Jan	77	59	18	64	95	101
Feb	82	50	32	57	59	103
Mar	90	62	28	73	88	116
Apr	74	50	24	57	65	87
May	79	53	26	59	58	89
Jun	80	59	21	70	42	90
Jul	91	66	25	78	47	98
Aug	86	54	32	92	157	94

Contd.

9.1 Data on Traffic Accidents

Year/Month	Total Number of Accidents	Accident		Persons		Total Number of Vehicles Involved
		Fatal	Non - Fatal	Killed	Injured	
KHYBER P.K.						
2011-12	2772	785	1987	953	3913	3501
2012-13	2968	846	2122	1059	4016	3736
2013-14	3120	877	2243	1033	4257	3934
2014-15	3399	942	2457	1137	4524	4260
2015-16	4287	1083	3204	1299	5527	5490
2015 Aug	358	88	270	110	467	445
Sep	385	92	293	102	486	519
Oct	350	95	255	100	422	450
Nov	388	98	290	115	428	479
Dec	318	79	239	115	434	419
2016 Jan	307	87	220	115	404	403
Feb	303	76	227	83	373	382
Mar	302	86	216	97	378	364
Apr	387	92	295	114	505	486
May	426	99	327	116	588	552
Jun	393	102	291	123	533	512
Jul	426	105	321	131	569	557
Aug	345	77	268	92	443	440
BALUCHISTAN						
2011-12	324	139	185	161	480	374
2012-13	297	136	161	163	362	381
2013-14	342	173	169	247	480	434
2014-15	315	147	168	178	440	389
2015-16	357	178	179	207	504	470
2015 Aug	37	18	19	21	42	49
Sep	33	16	17	18	30	39
Oct	26	13	13	16	40	38
Nov	30	17	13	20	22	37
Dec	15	7	8	7	47	22
2016 Jan	27	13	14	16	36	38
Feb	25	10	15	11	34	33
Mar	30	18	12	21	70	37
Apr	36	18	18	20	45	44
May	36	18	18	23	38	49
Jun	34	18	16	19	50	49
Jul	39	25	14	34	38	49
Aug	43	25	18	30	45	57

Source: Provincial Police Departments & ICT Police.

9.2 Data on Telecommunication 2016

Months	Distribution of Cellular Mobile Subscribers					
	Total	Moblink	CM Pak	Ufone	Telenor	Warid
Jan	128041567	36973674	24613601	20262334	35392846	10799112
Feb	129851669	37481812	24859472	20587591	36015783	10907011
Mar	131412658	38117902	24669917	20820301	36784001	11020537
Apr	132652763	38537325	24901019	20717518	37427269	11069632
May	133477666	38992717	25135832	20329451	37907652	11112014
Jun	133241465	39118521	25251329	19833670	38020771	11017174
Jul	133283043	39491024	25588687	19493177	38098269	10611886
Aug	133908192	40131931	25855188	19130803	38078200	10712070
Sep						
Oct						
Nov						
Dec						

Source : Pakistan Telecommunication Authority, Islamabad.

9.3 Visitors at Archaeological Museum in Pakistan

Area/ attraction	Jun, 2016		July, 2016		August, 2016	
	Foreigner	National	Foreigner	National	Foreigner	National
PAKISTAN	483	85773	1148	358642	1480	201778
ISLAMABAD	194	18995	487	136150	462	88590
Pakistan Museum of Natural History	6	2456	23	15360	24	16770
Lok Virsa Heritage Museum	85	5147	177	41105	212	24653
Pakistan Monument Museum	66	11295	212	79405	191	46992
Pakistan Railway Heritage Museum	37	97	75	280	35	175
PUNJAB	240	59703	504	198458	517	83747
Lahore Museum Lahore	103	5067	191	32502	249	19705
Allama Iqbal Library & Museum, Sialkot.	2	575	3	585	2	430
Museum, Taxila, Rawalpindi	80	42972	186	54590	113	23548
Museum, Harappa, Sahiwal.	1	3128	6	20160	11	7202
Allama Iqbal Museum, Javid Manzil, Lahore	-	82	-	118	-	145
PMDC Khewara Mines Museum, Chakwal	54	7879	118	90503	142	32717
SINDH	44	6487	112	19898	460	26550
National Museum of Pakistan, Karachi	-	347	21	2776	97	1997
Sindh Provincial Museum, Hyderabad.	20	2157	16	2390	22	2540
Museum, Banbhore, Thatta.	5	1812	3	3188	4	4012
Museum, Moenjodaro, Larkana.	6	1070	16	7351	7	1703
Museum Umerkot, Tharparkar.	-	964	-	2736	-	6824
Quid-e-Azam Birth Place, Karachi.	-	25	-	399	-	2944
Quid-e-Azam House Museum, Karachi.	13	112	56	1058	330	6530
KHYBER PAKHTUNKHWA	5	476	45	4018	41	2768
Peshawar Museum, Peshawar.	5	336	22	1753	35	1358
Museum Saidu Sharif, Swat.	-	-	22	1544	5	973
Dir Museum, Chakdara	-	140	1	721	1	437
BALUCHISTAN	-	112	-	118	-	123
Museum Balochistan, Quetta.	-	112	-	118	-	123

Source:-Department of Archaeology and Museum,
Government of Pakistan & Provincial Government

9.4 Visitors at Heritage Site in Pakistan

Area/ attraction	June, 2016		July, 2016		August, 2016	
	Foreigner	National	Foreigner	National	Foreigner	National
PAKISTAN	296	188745	599	371714	384	266640
PUNJAB	227	170499	517	327716	314	248942
Jahangir's Tomb, Lahore	38	13040	78	35850	62	40859
Shalimar Garden, Lahore	20	6000	38	50790	27	20000
Royal Fort (Shahi Qila), Lahore	88	101352	158	131326	101	143333
Hiran Minar & Tank, Sheikhpura	-	4007	51	35000	-	14000
Harappa, Sahiwal	1	3128	6	20160	11	7202
Taxila, Rawalpindi	80	42972	186	54590	113	23548
SINDH	19	15846	19	17270	15	15578
Banbhore , Thatta.	5	1812	3	3188	4	4012
Makli Hill Monument, Thatta	8	12000	-	3995	4	3039
Moenjodaro, Larkana.	6	1070	16	7351	7	1703
Umerkot Fort, Tharparkar.	-	964	-	2736	-	6824
KHYBER PAKHTUNKHWA.	50	2400	63	26728	55	2120
Remains of Takht-i-Bhai, Mardan	-	2200	12	26500	4	1800
Butkara Site Museum, Saidu Sharif, Swat	-	-	1	28	1	20
Julian Site, Haripur	50	200	50	200	50	300
BALUCHISTAN						

Source: Department of Archaeology and Museum.
Government of Pakistan & Provincial Government.

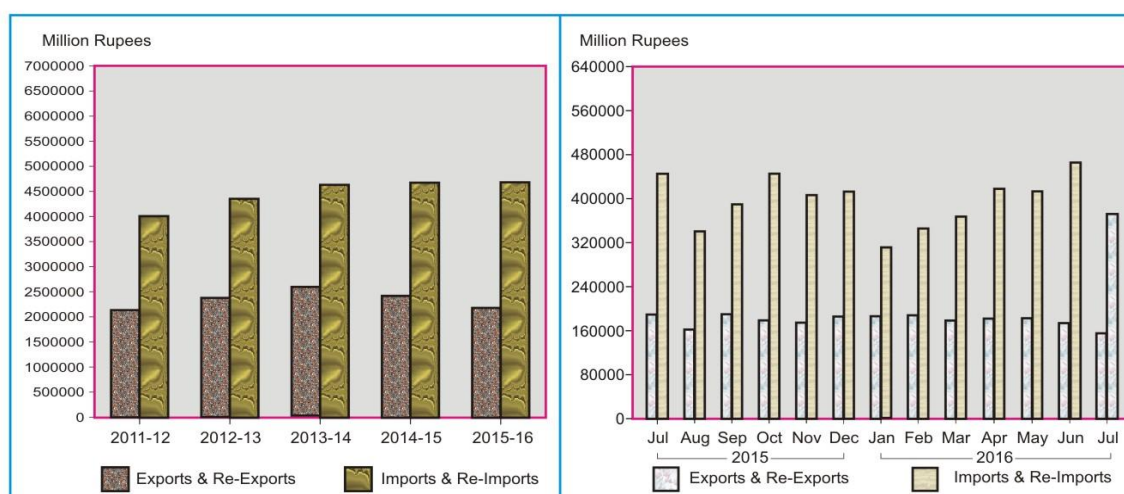
10. TRADE

10.1 Value of Foreign Trade

(Million Rupees)

Year / Month	Exports	Re-Exports	Imports	Re-Imports	Balance of Trade
2011-12	2,110,605.5	18,570.2	4,009,093.0	--	-1,883,049.0
2012-13	2,366,477.8	9,946.3	4,349,879.5	--	-1,973,455.4
2013-14	2,583,463.2	16,369.1	4,630,520.8	1,855.7	-2,032,544.2
2014-15	2,397,513.0	20,191.2	4,644,151.6	20,961.9	-2,247,409.3
2015-16	2,166,846.4	18,574.8	4,658,748.9	20,748.0	-2,494,075.7
2015 Jul	161,533.5	891.0	340,518.8	1,475.8	-179,570.1
Aug	187,222.4	2,801.2	389,086.5	1,707.4	-200,770.3
Sep	179,817.5	990.5	360,660.6	1,721.8	-181,574.4
Oct	179,927.0	1760.9	406,821.1	1902.6	-227,035.8
Nov	174,781.5	1196.9	404,666.5	1878.7	-230,566.8
Dec	186,486.4	1854.6	399,510.7	1899.5	-213,069.2
2016 Jan	185,298.2	954.2	362,229.4	1661.1	-177,638.1
Feb	186,869.1	1852.1	343,205.7	1572.0	-156,056.5
Mar	181,891.1	1043.9	371,192.6	1582.0	-189,839.6
Apr	179,622.0	2031.5	399,929.3	1779.7	-220,055.5
May	191,221.3	869.1	416,800.7	1692.1	-226,402.4
Jun	172,176.3	2328.9	464,126.8	1875.5	-291,497.1
Jul	154,463.0	1146.8	370,368.8	1645.0	-216,404.0

VALUE OF FOREIGN TRADE

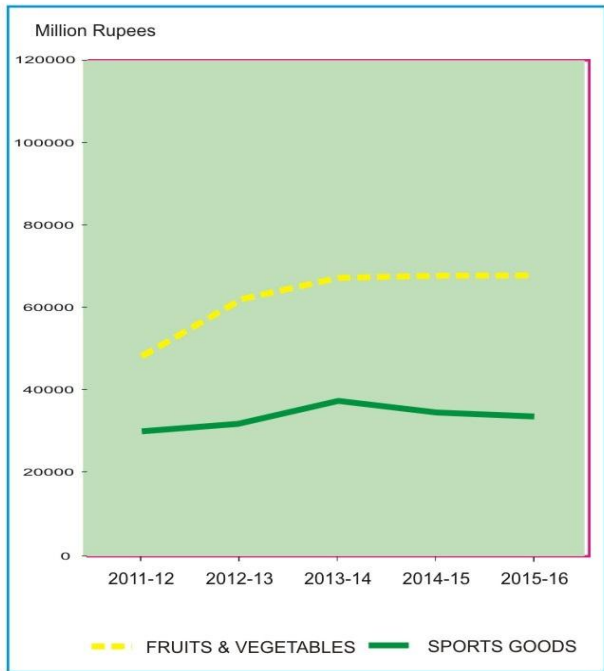
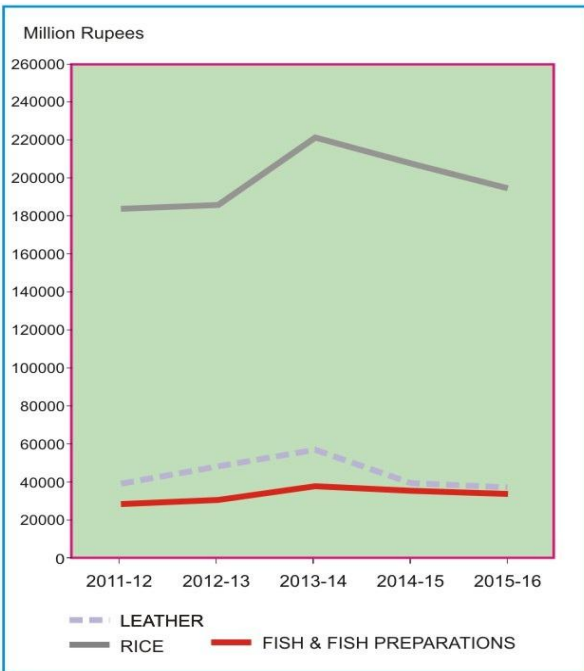
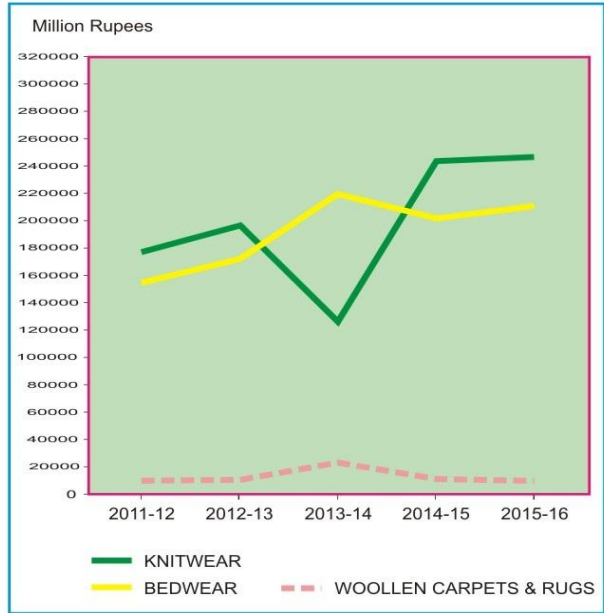
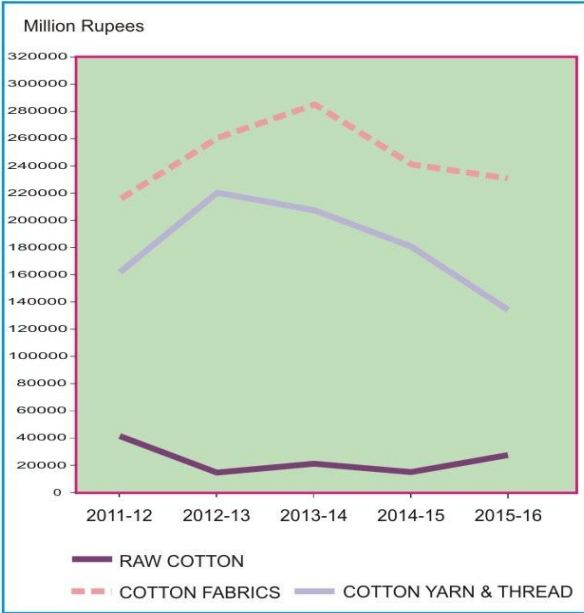


10.2 Exports by Commodity/Group

(Million Rupees)

Year/ Month	Raw Cotton	Cotton Fabrics	Cotton Yarn and Thread	Knitwear	Bedwear	Woollen Carpets & Rugs	Leather	Rice	Fish & Fish Prepara- tions	Fruits & Vege- tables	Sports goods
2011-12	41,392.6	218,159.8	163,403.5	176,652.4	155,108.3	10,113.5	39,841.2	184,405.0	28,597.6	48,321.8	30,241.0
2012-13	14,888.1	260,237.5	219,017.0	197,434.3	172,724.2	11,484.6	48,455.7	186,623.1	30,759.1	62,126.8	32,375.2
2013-14	21,352.5	285,130.2	207,199.9	235,564.7	219,961.7	12,616.2	56,496.4	222,906.7	37,917.6	66,703.9	37,259.6
2014-15	14,932.7	248,430.9	188,615.4	243,718.7	213,017.9	11,772.5	49,582.8	206,266.3	35,429.4	67,864.3	34,293.6
2015-16	7,948.1	230,757.3	134,027.9	246,267.3	210,543.5	9,896.6	37,802.9	194,249.6	33,918.4	66,839.6	33,861.6
2015 Jul	569.9	17,163.7	12,191.8	21,983.5	16,144.7	800.4	3,167.8	9,273.6	1,788.7	2,993.0	2,473.7
Aug	1,780.1	20,326.0	14,446.3	21,762.6	18,342.3	704.1	3,297.5	12,432.2	1,543.7	4,394.0	2,565.7
Sep	3,382.9	20,178.1	13,078.6	21,008.2	18,383.0	736.0	3,524.1	12,951.3	3,382.1	3,143.4	2,603.7
Oct	1,223.4	20,848.2	12,979.6	19,601.6	17,324.9	825.9	3,032.6	15,415.1	3,728.2	3,829.1	2,662.8
Nov	196.7	17,195.9	9,323.8	18,753.2	17,173.9	1,025.4	3,249.8	21,479.6	3,368.5	4,074.9	2,673.3
Dec	266.4	19,539.7	11,659.6	20,463.4	16,106.5	1,180.0	2,888.5	18,929.9	3,507.0	8,539.5	3,314.3
2016 Jan	223.1	20,097.1	9,585.3	21,675.6	17,774.2	871.5	2,718.2	16,549.4	2,536.5	10,475.6	2,739.3
Feb	75.2	19,191.2	11,382.9	18,171.3	17,872.4	699.8	2,679.1	19,024.2	2,274.6	9,181.2	2,805.3
Mar	93.6	20,899.3	9,943.2	18,313.0	17,913.7	611.8	3,305.6	17,503.4	2,910.9	6,262.2	2,590.2
Apr	35.6	20,325.0	9,980.9	19,087.1	17,818.5	887.7	3,273.4	18,154.0	3,209.4	5,144.1	3,325.8
May	34.7	19,507.5	10,004.9	22,765.3	19,246.7	875.1	3,685.5	17,465.6	3,641.5	4,563.3	3,125.1
Jun	66.4	15,485.6	9,451.1	22,682.5	16,442.5	679.0	2,980.8	15,067.3	2,027.2	4,199.5	2,982.4
Jul	342.9	18,186.7	11,039.7	21,543.2	17,750.5	721.9	2,700.2	8,795.4	1,164.5	3,286.8	2,564.3

EXPORTS BY COMMODITY/GROUP

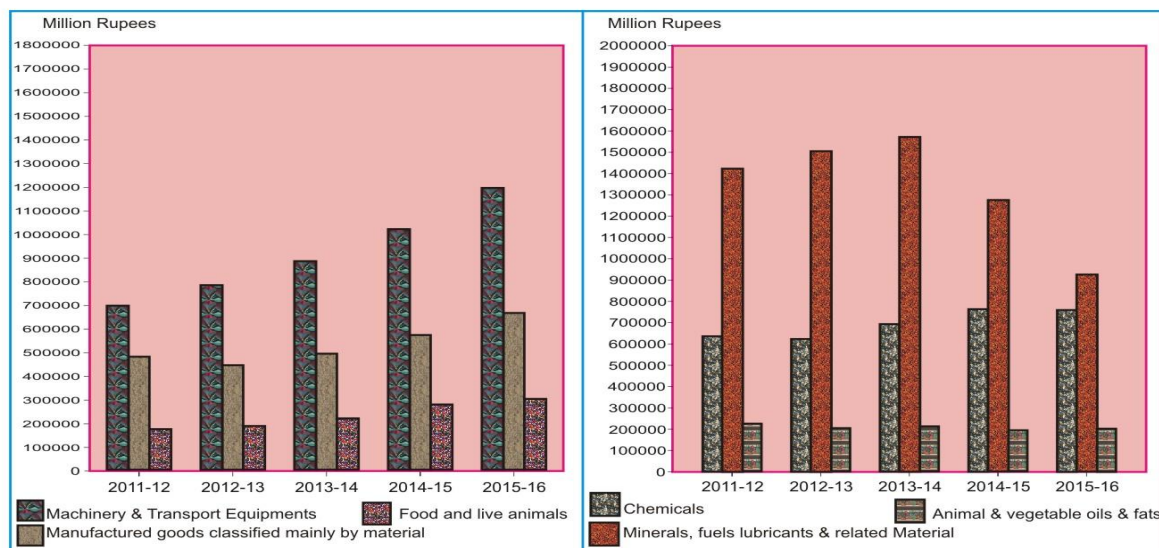


10.3 Imports by Commodity/Group

(Million Rupees)

Year/Month	Machinery and Transport Equipment	Manufactured Goods Classified Mainly by Material	Food and Live animals	Chemicals	Mineral Fuels, Lubricants and related Materials	Animal or Vegetable Oils & Fats
2011-12	699,993.9	482,498.6	179,555.6	637,823.7	1,420,173.6	228,731.4
2012-13	783,966.3	444,919.9	190,555.4	621,466.0	1,504,034.0	205,311.0
2013-14	886,479.3	496,850.9	221,052.9	691,397.7	1,570,968.0	213,427.6
2014-15	1,019,546.8	571,607.2	280,008.3	761,241.6	1,274,835.8	193,222.0
2015-16	1,197,306.7	661,908.8	305,420.7	755,705.4	927,237.0	201,551.1
2015 Jul	72,735.5	43,599.3	23,355.1	64,400.6	82,466.3	12,561.6
Aug	85,852.2	53,996.1	24,846.2	58,440.3	103,605.8	18,185.4
Sep	81,127.0	49,548.4	27,869.5	60,511.0	82,199.7	19,836.4
Oct	100,180.6	56,462.9	31,751.8	72,699.4	82,217.7	20,621.4
Nov	104,984.1	57,441.7	25,158.7	70,570.4	71,025.8	15,007.0
Dec	107,711.7	57,640.1	23,847.8	65,912.5	69,500.4	13,535.4
2016 Jan	101,988.2	57,356.8	24,612.9	48,724.4	58,437.1	15,196.3
Feb	89,787.7	52,117.9	19,382.6	54,454.1	58,031.5	16,567.8
Mar	98,704.2	54,700.5	26,432.2	61,143.8	63,576.9	18,062.5
Apr	114,243.5	61,122.2	22,051.6	67,739.9	67,331.1	15,469.2
May	103,831.6	57,172.1	28,683.2	66,620.9	86,164.7	20,206.2
Jun	136,160.5	59,940.9	27,429.0	64,448.2	102,680.1	16,301.9
Jul	97,355.3	50,976.7	22,292.1	60,724.8	87,512.6	13,060.9

IMPORTS BY COMMODITY / GROUP



10.4 Exports by Selected Commodities in Dollars

(In Thousand Dollar)

Groups/commodities	Unit	July, 2016		Cuml, From July, 2016		July, 2015		Cuml, From July, 2015	
		Quantity	Value	Quantity	Value	Quantity	Value	Quantity	Value
GRAND TOTAL			1474744		1474744		1588030		1588030
A.PRIMARY COMMODITIES			154576		154576		202213		202213
01.RICE	MT	164092	83974	164092	83974	167113	91169	167113	91169
(I) RICE BASMATI	MT	28725	27731	28725	27731	31610	36515	31610	36515
(II) RICE OTHER VARIETIES	MT	135367	56243	135367	56243	135503	54653	135503	54653
02.FISH AND FISH PREPARATIONS	KG	3693435	11118	3693435	11118	7273801	17585	7273801	17585
03.FRUILS & VEGETABLES INCL.JUICES	KG	63855719	34086	63855719	34086	66425279	30600	66425279	30600
(I) FRUILS	KG	29182197	23234	29182197	23234	21980370	17903	21980370	17903
(II) VEGETABLES	KG	32791116	8147	32791116	8147	43304532	11521	43304532	11521
(III) FRUIT & VEGETABLE JUICES	KG	1882406	2705	1882406	2705	1140377	1175	1140377	1175
04.WHEAT	MT								
05.WHEAT FLOUR	MT	22857	7143	22857	7143	58812	18844	58812	18844
06.SPICES(INCL. CHILLIES)	KG	1199790	4892	1199790	4892	983849	4164	983849	4164
07.OIL SEEDS, NUTS AND KERNALS	KG	765187	1027	765187	1027	448067	616	448067	616
08.LEGUMINOUS VEGETABLE	KG								
09.FLOWERS	KG	26119	53	26119	53	29532	60	29532	60
10.RAW HIDES AND SKINS	KG								
11.RAW WOOL AND ANIMAL HAIR	KG	308858	584	308858	584	433747	723	433747	723
(I) RAW WOOL	KG	87800	191	87800	191	281717	451	281717	451
(II) ANIMAL HAIR	KG	221058	392	221058	392	152030	272	152030	272
12.CRUE ANIMAL MATERIAL	KG	1098202	1494	1098202	1494	1431163	2068	1431163	2068
13.CRUE FERTILIZER	MT	1029	160	1029	160	2035	232	2035	232
14.MOLASSES	KG	6647002	812	6647002	812	30000	4	30000	4
15.RAW COTTON	MT	1921	3274	1921	3274	3475	5603	3475	5603
16.COTTON WASTE	MT	2242	2247	2242	2247	1939	1979	1939	1979
17.PETROLEUM CRUE	MT					50113	22477	50113	22477
18.MARBLES AND STONES	MT	26252	3634	26252	3634	38288	5202	38288	5202
19.TOBACCO	KG	23859	78	23859	78	313118	888	313118	888
(I) UN-MANUFACTURED	KG	17770	48	17770	48	293222	802	293222	802
(II) MANUFACTURED EXCL.CIGARETTE	KG	6089	30	6089	30	19896	86	19896	86
20.COKE	MT								
B.TEXTILES MANUFACTURES			953340		953340		992446		992446
01.COTTON YARN	KG	36324405	102565	36324405	102565	38760522	119587	38760522	119587
02.COTTON CLOTH	SQM	169323779	173638	169323779	173638	147431995	168735	147431995	168735
03.ARTICLES OF APPAREL & CLOTHING ACCESSORIES (EXCL. KNITWEARS)	DOZ	2448619	176407	2448619	176407	2597185	179567	2597185	179567
04.ART SILK AND SYNTHETIC TEXTILES	SQM	2676044	5339	2676044	5339	27247617	22765	27247617	22765
05.COTTON THREAD	KG	696327	2836	696327	2836	56534	270	56534	270
06.TEXTILE FABRICS WOVEN(OTHER THAN COTTON & ARTIFICIAL FABRICS)	--		263		263		563		563
07.TULE, LACE, EMBROIDERY ETC	--		1034		1034		1142		1142
08.COTTON BAGS/SACKS	MT	414	729	414	729	521	839	521	839
09.TENTS & OTHER CANVAS GOODS	KG	1664888	3839	1664888	3839	1801917	4698	1801917	4698
10.BED WEAR	KG	27376577	169474	27376577	169474	24643750	158718	24643750	158718
11.TOWELS	KG	14033734	58958	14033734	58958	15859346	67119	15859346	67119
12.TEXTILE MADE UPS (EXCL. TOWELS & BED WEAR)	--		46510		46510		45395		45395
13.KNITWEARS	DOZ	9210190	205685	9210190	205685	8192181	216119	8192181	216119
14.WASTE MATERIAL OF TEXTILE FIBRES/FABRICS	KG	1959683	1231	1959683	1231	2910403	2074	2910403	2074
15.YARN OTHER THAN COTTON YARN	KG	570676	1634	570676	1634	600629	1652	600629	1652
16.KINTTED OR CROCHATED FABRICS	SQM	1045105	3197	1045105	3197	1129842	3203	1129842	3203

Contd.

10.4 Exports by Selected Commodities in Dollars

(In Thousand Dollar)

Groups/commodities	Unit	July, 2016		Cuml, From July, 2016		July, 2015		Cuml, From July, 2015	
		Quantity	Value	Quantity	Value	Quantity	Value	Quantity	Value
C.OTHER MANUFACTURES			243007		243007		248025		248025
01.CIGARETTES	THNO					127	3	127	3
02.LEATHER	SQM	1276506	25780	1276506	25780	1570857	31143	1570857	31143
03.CARPETS,RUGS AND TAPESTRIES ETC	SQM	131917	6926	131917	6926	146639	8135	146639	8135
(I) WOOLLEN CARPETS AND RUGS	SQM	130743	6892	130743	6892	135199	7869	135199	7869
(II) WOOLLEN CARPET MACHINE MADE	SQM	440	13	440	13	622	16	622	16
(III) TAPESTRY CLOTH	SQM								
(IV) CARPETS KNOTTED & OTHER FLOOR COVERING	SQM	734	21	734	21	10818	251	10818	251
04.PETROLEUM PRODUCTS	MT	14314	5867	14314	5867	8275	5841	8275	5841
05.FEEDING STUFF FOR ANIMALS	KG	14043585	2840	14043585	2840	34288461	4194	34288461	4194
06.CHEMICALS AND PHARMACEUTICAL PRODUCTS	--		62992		62992		45943		45943
(I) PLASTIC MATERIALS	KG	8034203	14186	8034203	14186	11587249	14076	11587249	14076
(II) PHARMACAUTICAL PRODUCTS.	KG	845495	16450	845495	16450	885465	18947	885465	18947
(III) FERTILIZER MANUFACTURES	MT								
(IV) OTHER CHEMICAL	--		32356		32356		12920		12920
07.RUBBER MANUFACTURES	--		919		919		940		940
08.PAPER AND PAPER BOARD	KG	3302379	7353	3302379	7353	1246592	3741	1246592	3741
09.GUAR AND GUAR PRODUCTS	KG	927345	1126	927345	1126	959750	2095	959750	2095
10.CUTLERY	--		6047		6047		6196		6196
11.GOLD	GM								
12.COPPER AND ARTICLES THEREOF	--		3502		3502		4075		4075
13.MACHINERY & TRANSPORT EQUIPMENT (INCL.ENGINEERING ELECTRICAL GOODS)	--		14362		14362		14739		14739
(I) ELECTRIC FANS	NO	139255	2916	139255	2916	106861	2252	106861	2252
(II) TRANSPORT EQUIPMENT	--		520		520		635		635
(III) OTHER ELECTRICAL MACHINERY	--		2468		2468		3558		3558
(IV) MACHINERY SPECIALIZED	--		2417		2417		2934		2934
PARTICULARS INDUSTRIES									
(V) AUTO PARTS	--		1019		1019		1469		1469
(VI) OTHER MACHINERY	--		5022		5022		3890		3890
14.FOOTWEARS	PAIR	1021886	10076	1021886	10076	863356	9883	863356	9883
(I) LEATHER FOOTWEAR	PAIR	593735	8904	593735	8904	532774	9006	532774	9006
(II) CANVAS FOOTWEAR	PAIR	2160	10	2160	10	19995	43	19995	43
(III) OTHER FOOTWEAR	PAIR	425991	1162	425991	1162	310587	834	310587	834
15.LEATHER MANUFACTURES(EXCL. LEATHER FOOTWEARS)	--		40971		40971		49789		49789
(I) LEATHER GLOVES	DOZ	400694	13280	400694	13280	674663	17652	674663	17652
(II) APPAREL & CLOTHING	DOZ	84431	26687	84431	26687	79738	31143	79738	31143
(III) OTHER LEATHER MANUFACTURES	KG	61285	1004	61285	1004	74904	995	74904	995
16.HOUSE-HOLD EQUIPMENT	KG	166713	303	166713	303	221963	399	221963	399
17.SPORTS GOODS	--		24483		24483		24319		24319
(I) FOOT BALLS COMPLETE	DOZ	244875	12963	244875	12963	275995	14030	275995	14030
(II) GLOVES (SPORTS)	DOZ	202524	7263	202524	7263	214289	9034	214289	9034
(III) OTHER	--		4256		4256		1256		1256
18.SURGICAL GOODS,MEDICAL INSTRUMENTS AND APPLIANCES	NO	13002983	23101	13002983	23101	19238867	30156	19238867	30156
19.ONYX MANUFACTURED	KG	228991	474	228991	474	275253	623	275253	623
20.HANDICRAFTS	--		9		9				
21.TEXTILE PRODUCT & ARTICLE FOR TECHNICAL USE	KG	18512	94	18512	94	6922	45	6922	45
22.BOOKS AND PRINTED MATTERS	--		319		319		485		485
23.PIG IRON	MT	1	1	1	1				
24.PRECIOUS/SEMI-PRECIOUS STONE	GM	304720	210	304720	210	807725	248	807725	248
25.JEWELLERY	--		509		509		454		454
26.ARTICLES OF PLASTIC	KG	1501307	4298	1501307	4298	1465594	4226	1465594	4226
27.FURNITURE	NO	22982	323	22982	323	32140	341	32140	341
28.PARTS OF FOOTWEAR	--		119		119		10		10
D.OTHERS	--		123820		123820		145346		145346

10.5 Exports by Selected Commodities in Rupees

(In Thousand Rupees)

Groups/commodities	Unit	July, 2016		Cuml, From July, 2016		July, 2015		Cuml, From July, 2015	
		Quantity	Value	Quantity	Value	Quantity	Value	Quantity	Value
GRAND TOTAL			154462951		154462951		161533482		161533482
A.PRIMARY COMMODITIES			16190125		16190125		20568974		20568974
01.RICE	MT	164092	8795362	164092	8795362	167113	9273617	167113	9273617
(I) RICE BASMATI	MT	28725	2904508	28725	2904508	31610	3714309	31610	3714309
(II) RICE OTHER VARIETIES	MT	135367	5890854	135367	5890854	135503	5559308	135503	5559308
02.FISH AND FISH PREPARATIONS	KG	3693435	1164503	3693435	1164503	7273801	1788720	7273801	1788720
03.FRUILTS & VEGETABLES INCL.JUICES	KG	63855719	3570180	63855719	3570180	66425279	3112596	66425279	3112596
(I) FRUILTS	KG	29182197	2433499	29182197	2433499	21980370	1821117	21980370	1821117
(II) VEGETABLES	KG	32791116	853329	32791116	853329	43304532	1171914	43304532	1171914
(III) FRUIT & VEGETABLE JUICES	KG	1882406	283353	1882406	283353	1140377	119565	1140377	119565
04.WHEAT	MT								
05.WHEAT FLOUR	MT	22857	748181	22857	748181	58812	1916849	58812	1916849
06.SPICES(INCL. CHILLIES)	KG	1199790	512393	1199790	512393	983849	423541	983849	423541
07.OIL SEEDS, NUTS AND KERNALS	KG	765187	107533	765187	107533	448067	62690	448067	62690
08.LEGUMINOUS VEGETABLE	KG								
09.FLOWERS	KG	26119	5568	26119	5568	29532	6102	29532	6102
10.RAW HIDES AND SKINS	KG								
11.RAW WOOL AND ANIMAL HAIR	KG	308858	61128	308858	61128	433747	73541	433747	73541
(I) RAW WOOL	KG	87800	20027	87800	20027	281717	45859	281717	45859
(II) ANIMAL HAIR	KG	221058	41101	221058	41101	152030	27681	152030	27681
12.CRUDE ANIMAL MATERIAL	KG	1098202	156439	1098202	156439	1431163	210328	1431163	210328
13.CRUDE FERTILIZER	MT	1029	16763	1029	16763	2035	23620	2035	23620
14.MOLASSES	KG	6647002	85030	6647002	85030	30000	356	30000	356
15.RAW COTTON	MT	1921	342940	1921	342940	3475	569916	3475	569916
16.COTTON WASTE	MT	2242	235302	2242	235302	1939	201309	1939	201309
17.PETROLEUM CRUDE	MT					50113	2286368	50113	2286368
18.MARBLES AND STONES	MT	26252	380647	26252	380647	38288	529096	38288	529096
19.TOBACCO	KG	23859	8156	23859	8156	313118	90324	313118	90324
(I) UN-MANUFACTURED	KG	17770	5010	17770	5010	293222	81617	293222	81617
(II) MANUFACTURED EXCL.CIGARETTE	KG	6089	3146	6089	3146	19896	8707	19896	8707
20.COKE	MT								
B.TEXTILES MANUFACTURES			99851748		99851748		100950973		100950973
01.COTTON YARN	KG	36324405	10742582	36324405	10742582	38760522	12164305	38760522	12164305
02.COTTON CLOTH	SQM	1.69E+08	18186675	1.69E+08	18186675	1.47E+08	17163668	147431995	17163668
03.ARTICLES OF APPAREL & CLOTHING ACCESSORIES (EXCL. KNITWEARS)	DOZ	2448619	18476672	2448619	18476672	2597185	18265455	2597185	18265455
04.ART SILK AND SYNTHETIC TEXTILES	SQM	2676044	559153	2676044	559153	27247617	2315615	27247617	2315615
05.COTTON THREAD	KG	696327	297075	696327	297075	56534	27482	56534	27482
06.TEXTILE FABRICS WOVEN(OTHER THAN COTTON & ARTIFICIAL FABRICS)	--		27567		27567		57274		57274
07.TULE, LACE, EMBROIDERY ETC	--		108336		108336		116135		116135
08.COTTON BAGS/SACKS	MT	414	76327	414	76327	521	85372	521	85372
09.TENTS & OTHER CANVAS GOODS	KG	1664888	402074	1664888	402074	1801917	477869	1801917	477869
10.BED WEAR	KG	27376577	17750546	27376577	17750546	24643750	16144745	24643750	16144745
11.TOWELS	KG	14033734	6175158	14033734	6175158	15859346	6827260	15859346	6827260
12.TEXTILE MADE UPS (EXCL. TOWELS & BED WEAR)	--		4871426		4871426		4617508		4617508
13.KNITWEARS	DOZ	9210190	21543158	9210190	21543158	8192181	21983480	8192181	21983480
14.WASTE MATERIAL OF TEXTILE FIBRES/FABRICS	KG	1959683	128938	1959683	128938	2910403	210946	2910403	210946
15.YARN OTHER THAN COTTON YARN	KG	570676	171170	570676	171170	600629	168059	600629	168059
16.KINTTED OR CROCHATED FABRICS	SQM	1045105	334892	1045105	334892	1129842	325799	1129842	325799
C.OTHER MANUFACURES			25452257		25452257		25228985		25228985
01.CIGARETTES	THNO					127	302	127	302

Contd.

10.5 Exports by Selected Commodities in Rupees

(In Thousand Rupees)

Groups/commodities	Unit	July, 2016		Cuml, From July, 2016		July, 2015		Cuml, From July, 2015	
		Quantity	Value	Quantity	Value	Quantity	Value	Quantity	Value
02.LEATHER	SQM	1276506	2700198	1276506	2700198	1570857	3167811	1570857	3167811
03.CARPETS,RUGS AND TAPESTRIES ETC	SQM	131917	725473	131917	725473	146639	827489	146639	827489
(I) WOOLLEN CARPETS AND RUGS	SQM	130743	721911	130743	721911	135199	800415	135199	800415
(II) WOOLLEN CARPET MACHINE MADE	SQM	440	1340	440	1340	622	1592	622	1592
(III) TAPESTRY CLOTH	SQM								
(IV) CARPETS KNOTTED & OTHER FLOOR COVERING	SQM	734	2222	734	2222	10818	25482	10818	25482
04.PETROLEUM PRODUCTS	MT	14314	614553	14314	614553	8275	594188	8275	594188
05.FEEDING STUFF FOR ANIMALS	KG	14043585	297499	14043585	297499	34288461	426598	34288461	426598
06.CHEMICALS AND PHARMACEUTICAL PRODUCTS	--		6597754		6597754		4673274		4673274
(I) PLASTIC MATERIALS	KG	8034203	1485783	8034203	1485783	11587249	1431789	11587249	1431789
(II) PHARMACAUTICAL PRODUCTS.	KG	845495	1722993	845495	1722993	885465	1927312	885465	1927312
(III) FERTILIZER MANUFACTURES	MT								
(IV) OTHER CHEMICAL	--		3388978		3388978		1314172		1314172
07.RUBBER MANUFACTURES	--		96297		96297		95659		95659
08.PAPER AND PAPER BOARD	KG	3302379	770121	3302379	770121	1246592	380539	1246592	380539
09.GUAR AND GUAR PRODUCTS	KG	927345	117934	927345	117934	959750	213110	959750	213110
10.CUTLERY	--		633404		633404		630274		630274
11.GOLD	GM								
12.COPPER AND ARTICLES THEREOF	--		366778		366778		414551		414551
13.MACHINERY & TRANSPORT EQUIPMENT (INCL.ENGINEERING ELECTRICAL GOODS)	--		1504238		1504238		1499275		1499275
(I) ELECTRIC FANS	NO	139255	305409	139255	305409	106861	229054	106861	229054
(II) TRANSPORT EQUIPMENT	--		54477		54477		64586		64586
(III) OTHER ELECTRICAL MACHINERY	--		258497		258497		361951		361951
(IV) MACHINERY SPECIALIZED	--		253118		253118		298492		298492
PARTICULARS INDUSTRIES									
(V) AUTO PARTS	--		106702		106702		149456		149456
(VI) OTHER MACHINERY	--		526035		526035		395736		395736
14.FOOTWEARS	PAIR	1021886	1055345	1021886	1055345	863356	1005248	863356	1005248
(I) LEATHER FOOTWEAR	PAIR	593735	932599	593735	932599	532774	916050	532774	916050
(II) CANVAS FOOTWEAR	PAIR	2160	1045	2160	1045	19995	4367	19995	4367
(III) OTHER FOOTWEAR	PAIR	425991	121701	425991	121701	310587	84832	310587	84832
15.LEATHER MANUFACTURES(EXCL. LEATHER FOOTWEARS)	--		4291243		4291243		5064520		5064520
(I) LEATHER GLOVES	DOZ	400694	1390924	400694	1390924	674663	1795502	674663	1795502
(II) APPAREL & CLOTHING	DOZ	84431	2795144	84431	2795144	79738	3167827	79738	3167827
(III) OTHER LEATHER MANUFACTURES	KG	61285	105175	61285	105175	74904	101192	74904	101192
16.HOUSE-HOLD EQUIPMENT	KG	166713	31756	166713	31756	221963	40538	221963	40538
17.SPORTS GOODS	--		2564326		2564326		2473748		2473748
(I) FOOT BALLS COMPLETE	DOZ	244875	1357739	244875	1357739	275995	1427074	275995	1427074
(II) GLOVES (SPORTS)	DOZ	202524	760769	202524	760769	214289	918960	214289	918960
(III) OTHER	--		445817		445817		127713		127713
18.SURGICAL GOODS,MEDICAL INSTRUMENTS AND APPLIANCES	NO	13002983	2419574	13002983	2419574	19238867	3067427	19238867	3067427
19.ONYX MANUFACTURED	KG	228991	49658	228991	49658	275253	63420	275253	63420
20.HANDICRAFTS	--		940		940				
21.TEXTILE PRODUCT & ARTICLE FOR TECHNICAL USE	KG	18512	9825	18512	9825	6922	4604	6922	4604
22.BOOKS AND PRINTED MATTERS	--		33398		33398		49357		49357
23.PIG IRON	MT	1	151	1	151				
24.PRECIOUS/SEMI-PRECIOUS STONE	GM	304720	21986	304720	21986	807725	25260	807725	25260
25.JEWELLERY	--		53348		53348		46166		46166
26.ARTICLES OF PLASTIC	KG	1501307	450144	1501307	450144	1465594	429891	1465594	429891
27.FURNITURE	NO	22982	33808	22982	33808	32140	34696	32140	34696
28.PARTS OF FOOTWEAR	--		12509		12509		1039		1039
D.OTHERS	--		12968821		12968821		14784551		14784551

10.6 Imports by Selected Commodities in Dollars

(In Thousand Dollar)

Groups/commodities	Unit	July, 2016		Cuml, From July, 2016		July, 2015		Cuml, From July, 2015	
		Quantity	Value	Quantity	Value	Quantity	Value	Quantity	Value
GRAND TOTAL			3536119		3536119		3347628		3347628
A. FOOD GROUP			270051		270051		241812		241812
1.MILK AND CREAM	KG	8341424	18416	8341424	18416	4916207	15076	4916207	15076
2.WHEAT UNMILLED	MT	--	--	--	--	--	--	--	--
3.PULSES	KG	65953559	61678	65953559	61678	75305879	41833	75305879	41833
4.DRY FRUITS	KG	6890575	9442	6890575	9442	11952210	12111	11952210	12111
5.SUGAR REFINED	MT	666	340	666	340	1464	841	1464	841
6.TEA	KG	17584487	42097	17584487	42097	12072470	37071	12072470	37071
7.SPICES	KG	10139941	8371	10139941	8371	11385574	11671	11385574	11671
8.MILK FOOD FOR BABIES,INFT.,INVLD	KG	1234098	8900	1234098	8900	641969	5145	641969	5145
9.BEVERAGES	LTR	1081827	733	1081827	733	1251617	678	1251617	678
10.PALM OIL	KG	150727551	104771	150727551	104771	160018796	106433	160018796	106433
11.SOYABEAN OIL	KG	11137264	15304	11137264	15304	7475251	10953	7475251	10953
B. MACHINERY GROUP			929506		929506		715060		715060
1.POWER GENERATING MACH.	--		179150		179150		93730		93730
2.AGRICULTURE MACHINERY&IMPLEMENTS	--		7715		7715		7611		7611
3.CONSTRUCTION & MINING MACHINERY	--		26616		26616		24030		24030
4.TEXTILE MACHINERY	--		44695		44695		34698		34698
5.METAL WORKING MACHINERY	--		10546		10546		4032		4032
6.GEN INDUSTRIAL MACH & EQU/PARTSNS	--		168590		168590		99676		99676
7.OFFICE MACH.INCL.DATA PROS. EQUIP.	--		38935		38935		17867		17867
8.TELECOM & SOUND RECORDING EQUIP	--		74262		74262		78277		78277
9.ELECTRICAL MACHINERY & APPARATUS	--		124803		124803		159714		159714
10.ROAD MOTOR VEHICLES	--		167292		167292		124205		124205
11.RAILWAY VEHICLES	--		20328		20328		1395		1395
12.AIRCRAFTS,SHIPS AND BOATS	--		13257		13257		47549		47549
13.OTHER MACHINERY	--		53317		53317		22276		22276
C. PETROLEUM GROUP			778008		778008		767991		767991
1.CRUDE PETROLEUM	MT	678013	193810	678013	193810	318000	219784	318000	219784
2.PETROLEUM PRODUCTS	MT	945212	492323	945212	492323	765398	463522	765398	463522
3.GAS NATURAL & MANUFACTURED	--		91876		91876		84685		84685
D. TEXTILE GROUP			114583		114583		119019		119019
1.SYNTHETIC AND REGENERATED FIBRE	KG	22606749	43219	22606749	43219	28128835	54904	28128835	54904
2.SYNTHETIC & ARTIFICIAL SILK YARN	KG	22703062	50680	22703062	50680	18048318	44957	18048318	44957
3.WORN CLOTHING	KG	35136978	12041	35136978	12041	32915400	10578	32915400	10578
4.ARTICLES OF APPAREL & CLOTHING	--		6764		6764		4740		4740
5.BAGS & SACKS OF TEX. MATERIALS	MT	369	518	369	518	663	828	663	828
6.JUTE	MT	1968	1361	1968	1361	4946	3012	4946	3012
E. AGRICULTURE/OTH. CHEMICAL GROUP			579774		579774		633120		633120
1.ORGANIC CHEMICALS	--		158495		158495		172895		172895
2.INORGANIC CHEMICALS	--		41977		41977		49858		49858
3.DYEING TANNING & COLOUR MATERIAL	KG	12747752	33849	12747752	33849	11380988	33681	11380988	33681

Contd.

10.6 Imports by Selected Commodities in Dollars

(In Thousand Dollar)

Groups/commodities	Unit	July, 2016		Cuml, From July, 2016		July, 2015		Cuml, From July, 2015	
		Quantity	Value	Quantity	Value	Quantity	Value	Quantity	Value
4.MEDICINAL PRODUCTS	KG	1847950	88158	1847950	88158	1296108	60245	1296108	60245
5.ESSENTIAL OIL, PERFUMES TOILT ETC	KG	8609590	26052	8609590	26052	8948704	26755	8948704	26755
6.FERTILIZER MANUFACTURED	MT	120596	45666	120596	45666	185050	86237	185050	86237
7.PLASTIC MATERIALS	KG	70340020	124194	70340020	124194	76211124	137232	76211124	137232
8.INSECTICIDES	KG	1570144	15824	1570144	15824	2511070	19858	2511070	19858
9.OTHER.CHEMICAL PRODUCTS	--		45559		45559		46359		46359
F. METAL GROUP			281282		281282		246458		246458
1.IRON ORES AND CONCENTRATES	MT	--	--	--	--	9500	1399	9500	1399
2.IRON AND STEEL SCRAP	MT	238621	63225	238621	63225	212408	77780	212408	77780
3.NON FERROUS BASE METAL WASTE & SCR	MT	8937	5836	8937	5836	12311	7720	12311	7720
4.IRON AND STEEL	MT	197592	134899	197592	134899	143488	106159	143488	106159
5.ALUMINIUM WROUGHT & WORKED	--		15362		15362		12355		12355
6.MANUFACTURES OF METAL NES	--		61960		61960		41046		41046
G. MISCELLANEOUS ITEMS			310857		310857		371915		371915
1.FEEDING STUFF FOR ANIMALS	KG	35564194	15422	35564194	15422	103312765	58118	103312765	58118
2.HIDES,SKINS AND FURSKINS RAW	KG	673738	2396	673738	2396	792493	3315	792493	3315
3.OIL SEEDS & OLEAGINOUS FRUITS	KG	71797940	46987	71797940	46987	37345189	33401	37345189	33401
4.RUBBER CRUDE INCL.SYNTH/RECLAIMED	KG	4847960	13862	4847960	13862	7091352	12666	7091352	12666
5.WOOD & CORK	--		7636		7636		8135		8135
6.PULP AND WASTE PAPER	KG	16590790	6459	16590790	6459	20718548	10658	20718548	10658
7.FERTILIZER CRUDE	MT	5282	2059	5282	2059	10186	4429	10186	4429
8.CRUDE ANIMAL&VEGETABLE MATERIALS	KG	7801911	9644	7801911	9644	7132652	12877	7132652	12877
9.COAL, COKE & BRIQUETTES	MT	428927	46114	428927	46114	416542	42733	416542	42733
10.ANIMAL OILS AND FATS	KG	2654349	1669	2654349	1669	3451214	2088	3451214	2088
11.ANIMAL/VEG, FAT OIL WAX ETC NES	KG	908176	1244	908176	1244	1012821	1312	1012821	1312
12.RUBBER TYRES & TUBES	NO	449467	27472	449467	27472	503649	31811	503649	31811
13.CORK/WOOD MFG.(EXCL FURNITURE)	KG	5384779	5256	5384779	5256	7003329	5344	7003329	5344
14.PAPER&PAPER BOARD & MANF. THEREOF	KG	42686923	37116	42686923	37116	39337726	42233	39337726	42233
15.CEMENT	MT	6661	1662	6661	1662	1535	360	1535	360
16.PREFABRICATED BUILDG,SANITRY,PLG	--		8154		8154		7463		7463
17.FOOTWEAR	PAIR	962957	4811	962957	4811	1074759	5322	1074759	5322
18.PROFESSIONAL,SCIENTFIC & CONTROL	--		37500		37500		48507		48507
19.PHOTO EQPT, OPTICAL GOODS N.E.S.	--		5230		5230		6171		6171
20.PRINTED MATTERS	--		2847		2847		3243		3243
21.ARTICLES N.E.S. OF PLASTICS	KG	2133206	11433	2133206	11433	2061633	10299	2061633	10299
22.BABY CARRIAGES, TOYS GAMES ETC.	--		5182		5182		5480		5480
23.OFFICE STATIONERY SUPPLY N.E.S	--		1954		1954		1869		1869
24.JEWELLERY OFGOLD/SILVERSMITH WEAR	--		1158		1158		1379		1379
25.MUSICAL INSTRUMENTS AND PARTS	--		5699		5699		10286		10286
26.ARTICLES & MFG. OF CAVING ETC.	--		624		624		740		740
27.GOLD.NON-MENETART NOT ORE/CONCEN	GM	34650	1267	34650	1267	47392	1677	47392	1677
ALL OTHER ITEMS	--		272058		272058		252253		252253

10.7 Imports by Selected Commodities in Rupees

(In Thousand Rupees)

Groups/commodities	Unit	July, 2016		Cuml, From July, 2016		July, 2015		Cuml, From July, 2015	
		Quantity	Value	Quantity	Value	Quantity	Value	Quantity	Value
GRAND TOTAL			370368823	370368823		340518819	340518819		
A. FOOD GROUP			28284848	28284848		24597020	24597020		
1.MILK AND CREAM	KG	8341424	1928900	8341424	1928900	4916207	1533511	4916207	1533511
2.WHEAT UNMILLED	MT	--	--	--	--	--	--	--	--
3.PULSES	KG	65953559	6460080	65953559	6460080	75305879	4255268	75305879	4255268
4.DRY FRUITS	KG	6890575	988947	6890575	988947	11952210	1231948	11952210	1231948
5.SUGAR REFINED	MT	666	35569	666	35569	1464	85508	1464	85508
6.TEA	KG	17584487	4409172	17584487	4409172	12072470	3770833	12072470	3770833
7.SPICES	KG	10139941	876744	10139941	876744	11385574	1187211	11385574	1187211
8.MILK FOOD FOR BABIES,INFT.,INVLD	KG	1234098	932161	1234098	932161	641969	523355	641969	523355
9.BEVERAGES	LTR	1081827	76774	1081827	76774	1251617	68967	1251617	68967
10.PALM OIL	KG	150727551	10973552	150727551	10973552	160018796	10826252	160018796	10826252
11.SOYABEAN OIL	KG	11137264	1602949	11137264	1602949	7475251	1114166	7475251	1114166
B. MACHINERY GROUP			97355345	97355345		72735527	72735527		
1.POWER GENERATING MACH.	--		18763937		18763937		9534169		9534169
2.AGRICULTURE MACHINERY&IMPLEMENTS	--		808046		808046		774202		774202
3.CONSTRUCTION & MINING MACHINERY	--		2787726		2787726		2444265		2444265
4.TEXTILE MACHINERY	--		4681296		4681296		3529439		3529439
5.METAL WORKING MACHINERY	--		1104620		1104620		410173		410173
6.GEN INDUSTRIAL MACH & EQU/PARTS NS	--		17657915		17657915		10139017		10139017
7.OFFICE MACH.INCL.DATA PROS. EQUIP.	--		4078042		4078042		1817437		1817437
8.TELECOM & SOUND RECORDING EQUIP	--		7778139		7778139		7962281		7962281
9.ELECTRICAL MACHINERY & APPARATUS	--		13071659		13071659		16246025		16246025
10.ROAD MOTOR VEHICLES	--		17521933		17521933		12634117		12634117
11.RAILWAY VEHICLES	--		2129167		2129167		141903		141903
12.AIRCRAFTS,SHIPS AND BOATS	--		1388561		1388561		4836606		4836606
13.OTHER MACHINERY	--		5584305		5584305		2265892		2265892
C. PETROLEUM GROUP			81487630	81487630		78119586	78119586		
1.CRUDE PETROLEUM	MT	678013	20299387	678013	20299387	318000	22356269	318000	22356269
2.PETROLEUM PRODUCTS	MT	945212	51565312	945212	51565312	765398	47149191	765398	47149191
3.GAS NATURAL & MANUFACTURED	--		9622930		9622930		8614126		8614126
D. TEXTILE GROUP			12001228	12001228		12106518	12106518		
1.SYNTHETIC AND REGENERATED FIBRE	KG	22606749	4526667	22606749	4526667	28128835	5584805	28128835	5584805
2.SYNTHETIC & ARTIFICIAL SILK YARN	KG	22703062	5308151	22703062	5308151	18048318	4572958	18048318	4572958
3.WORN CLOTHING	KG	35136978	1261208	35136978	1261208	32915400	1076011	32915400	1076011
4.ARTICLES OF APPAREL & CLOTHING	--		708465		708465		482133		482133
5.BAGS & SACKS OF TEX. MATERIALS	MT	369	54228	369	54228	663	84224	663	84224
6.JUTE	MT	1968	142509	1968	142509	4946	306386	4946	306386
E. AGRICULTURE/OTH. CHEMICAL GROUP			60724821	60724821		64400585	64400585		
1.ORGANIC CHEMICALS	--		16600570		16600570		17586754		17586754
2.INORGANIC CHEMICALS	--		4396652		4396652		5071491		5071491
3.DYEING TANNING & COLOUR MATERIAL	KG	12747752	3545275	12747752	3545275	11380988	3426020	11380988	3426020
4.MEDICINAL PRODUCTS	KG	1847950	9233576	1847950	9233576	1296108	6128068	1296108	6128068

Contd.

10.7 Imports by Selected Commodities in Rupees

(In Thousand Rupees)

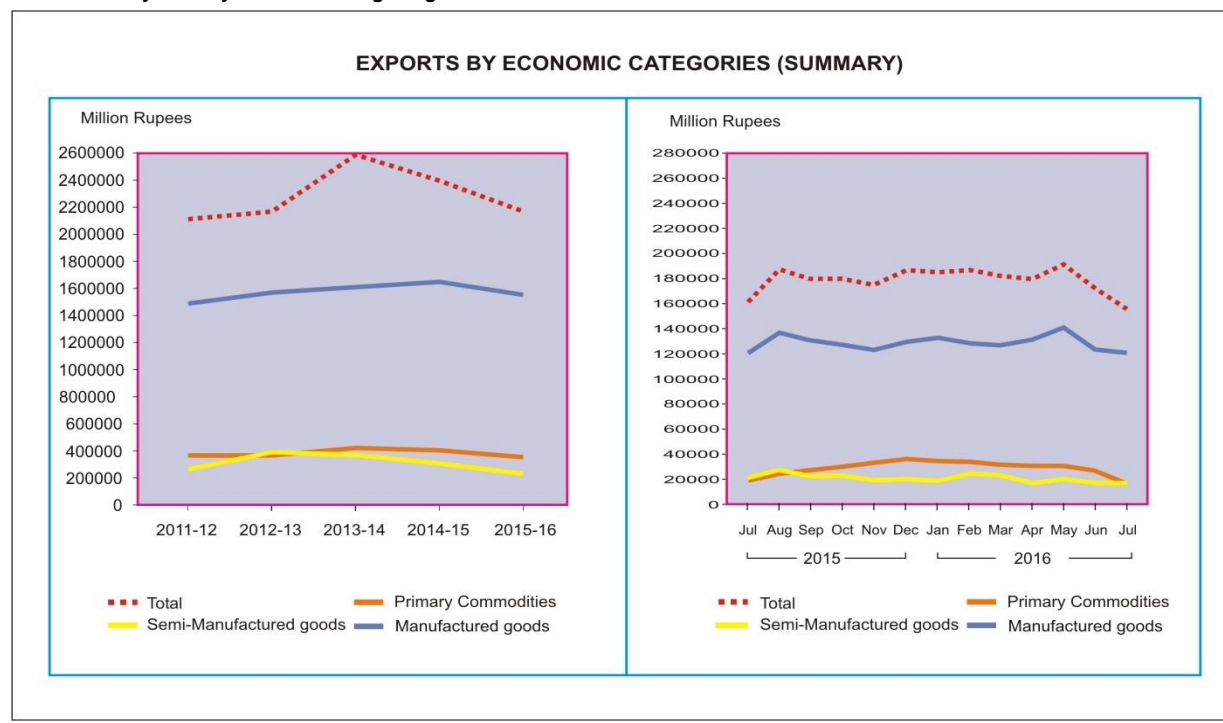
Groups/commodities	Unit	July, 2016		Cuml, From July, 2016		July, 2015		Cuml, From July, 2015	
		Quantity	Value	Quantity	Value	Quantity	Value	Quantity	Value
		5.ESSENTIAL OIL, PERFUMES TOILT ETC	KG	8609590	2728702	8609590	2728702	8948704	2721539
6.FERTILIZER MANUFACTURED	MT	120596	4783004	120596	4783004	185050	8771946	185050	8771946
7.PLASTIC MATERIALS	KG	70340020	13007876	70340020	13007876	76211124	13959196	76211124	13959196
8.INSECTICIDES	KG	1570144	1657393	1570144	1657393	2511070	2019963	2511070	2019963
9.OTHER.CHEMICAL PRODUCTS	--		4771774		4771774		4715608		4715608
F. METAL GROUP			29461139		29461139		25069588		25069588
1.IRON ORES AND CONCENTRATES	MT	--	--	--	--	9500	142300	9500	142300
2.IRON AND STEEL SCRAP	MT	238621	6622124	238621	6622124	212408	7911700	212408	7911700
3.NON FERROUS BASE METAL WASTE & SRM	MT	8937	611217	8937	611217	12311	785297	12311	785297
4.IRON AND STEEL	MT	197592	14129192	197592	14129192	143488	10798390	143488	10798390
5.ALUMINIUM WROUGHT & WORKED	--		1608955		1608955		1256771		1256771
6.MANUFACTURES OF METAL NES	--		6489651		6489651		4175131		4175131
G. MISCELLANEOUS ITEMS			32558762		32558762		37830954		37830954
1.FEEDING STUFF FOR ANIMALS	KG	35564194	1615245	35564194	1615245	103312765	5911754	103312765	5911754
2.HIDES,SKINS AND FURSKINS RAW	KG	673738	250973	673738	250973	792493	337187	792493	337187
3.OIL SEEDS & OLEAGINOUS FRUITS	KG	71797940	4921312	71797940	4921312	37345189	3397506	37345189	3397506
4.RUBBER CRUDE INCL.SYNTH/RECLAIMED	KG	4847960	1451896	4847960	1451896	7091352	1288425	7091352	1288425
5.WOOD & CORK	--		799792		799792		827446		827446
6.PULP AND WASTE PAPER	KG	16590790	676471	16590790	676471	20718548	1084103	20718548	1084103
7.FERTILIZER CRUDE	MT	5282	215646	5282	215646	10186	450511	10186	450511
8.CRUDE ANIMAL&VEGETABLE MATERIALS	KG	7801911	1010109	7801911	1010109	7132652	1309838	7132652	1309838
9.COAL, COKE & BRIQUETTES	MT	428927	4829963	428927	4829963	416542	4346725	416542	4346725
10.ANIMAL OILS AND FATS	KG	2654349	174834	2654349	174834	3451214	212362	3451214	212362
11.ANIMAL/VEG, FAT OIL WAX ETC NES	KG	908176	130285	908176	130285	1012821	133486	1012821	133486
12.RUBBER TYRES & TUBES	NO	449467	2877402	449467	2877402	503649	3235820	503649	3235820
13.CORK/WOOD MFG.(EXCL FURNITURE)	KG	5384779	550456	5384779	550456	7003329	543576	7003329	543576
14.PAPER&PAPER BOARD & MANF. THEREOF	KG	42686923	3887487	42686923	3887487	39337726	4295943	39337726	4295943
15.CEMENT	MT	6661	174120	6661	174120	1535	36579	1535	36579
16.PREFABRICATED BUILDGS,SANITRY,PLG	--		854053		854053		759157		759157
17.FOOTWEAR	PAIR	962957	503943	962957	503943	1074759	541335	1074759	541335
18.PROFESSIONAL,SCIENTFIC & CONTROL	--		3927660		3927660		4934152		4934152
19.PHOTO EQPT, OPTICAL GOODS N.E.S.	--		547780		547780		627744		627744
20.PRINTED MATTERS	--		298135		298135		329823		329823
21.ARTICLES N.E.S. OF PLASTICS	KG	2133206	1197489	2133206	1197489	2061633	1047564	2061633	1047564
22.BABY CARRIAGES, TOYS GAMES ETC.	--		542798		542798		557422		557422
23.OFFICE STATIONERY SUPPLY N.E.S	--		204644		204644		190113		190113
24.JEWELLERY OFGOLD/SILVERSMITH WEAR	--		121315		121315		140279		140279
25.MUSICAL INSTRUMENTS AND PARTS	--		596905		596905		1046256		1046256
26.ARTICLES & MFG. OF CAVING ETC.	--		65366		65366		75307		75307
27.GOLD.NON-MENETART NOT ORE/CONCEN	GM	34650	132686	34650	132686	47392	170540	47392	170540
ALL OTHER ITEMS	--		28495051		28495051		25659042		25659042

10.8 Exports by Economic Categories (Summary)

(Million Rupees)

Year/Month	Total	Primary Commodities	Semi-manufactured Goods	Manufactured Goods
2011-12	2,110,605.5	362,404.4	261,151.3	1,486,369.7
2012-13	2,366,477.8	364,127.0	391,151.3	1,611,199.5
2013-14	2,583,463.2	420,496.3	369,066.1	1,793,900.8
2014-15	2,397,513.0	402,750.3	352,073.7	1,642,689.0
2015-16	2,166,846.4	356,583.9	254,329.3	1,555,933.1
2015 Jul	161,533.5	19,864.4	21,302.2	120,366.9
Aug	187,222.4	24,057.3	26,800.4	136,364.7
Sep	179,817.5	26,827.4	22,599.6	130,390.5
Oct	179,927.0	29,448.5	22,641.7	127,836.8
Nov	174,781.5	32,329.8	19,378.3	123,073.4
Dec	186,486.4	36,279.7	20,291.3	129,915.5
2016 Jan	185,298.2	34,192.5	18,426.3	132,679.4
Feb	186,869.1	33,922.5	24,805.8	128,140.8
Mar	181,891.1	31,597.1	23,379.8	126,914.2
Apr	179,622.0	30,472.3	17,403.8	131,745.9
May	191,221.3	30,279.1	19,938.5	141,003.7
Jun	172,176.3	27,313.5	17,363.5	127,499.4
Jul	154,463.0	16,689.8	17,104.5	120,668.7

Note: Total may not tally due to rounding of figures.



10.9 Export by Economic Categories (Details)

(In Thousand Rupees)

Commodities	July,16	Cuml. From July, 2016	July,15	Cuml. From July, 2015
GRAND TOTAL	154,462,951	154,462,951	161,533,482	161,533,482
A. PRIMARY COMMODITIES:	16,689,776	16,689,776	19,864,398	19,864,398
RAW COTTON (INCLUDING LINTER & WASTE)	426,177	426,177	634,007	634,007
RAW WOOL (INCLUDING ANIMAL HAIR)	61,128	61,128	73,541	73,541
FISH	1,132,543	1,132,543	1,771,243	1,771,243
RICE	8,795,362	8,795,362	9,273,617	9,273,617
HIDES & SKINS (INCLUDING FUR SKINS)	5,552	5,552	22,005	22,005
FRUITS & VEGETABLES	3,042,022	3,042,022	2,837,359	2,837,359
SPICES	512,393	512,393	423,541	423,541
TOBACCO UN-MANUFACTURED	5,010	5,010	81,617	81,617
OTHER PRIMARY COMMODITIES	2,709,589	2,709,589	4,747,467	4,747,467
B. SEMI-MANUFACTURES:	17,104,535	17,104,535	21,302,208	21,302,208
COTTON YARN	10,742,582	10,742,582	12,164,305	12,164,305
LEATHER	2,700,198	2,700,198	3,167,811	3,167,811
MOLASSES	85,030	85,030	356	356
OIL CAKES	41,137	41,137	50,055	50,055
AGAR, AGAR DUST & WOOD				
HENNA LEAVES & POWDER	21,083	21,083	18,740	18,740
OTHER SEMI MANUFACTURES	3,514,506	3,514,506	5,900,940	5,900,940
C. MANUFACTURED GOODS:	120,668,639	120,668,639	120,366,877	120,366,877
COTTON THREAD	297,075	297,075	27,482	27,482
COTTON FABRICS WOVEN	18,116,778	18,116,778	17,101,374	17,101,374
TEXTILE FABRICS (OTHER THAN COTTON FAB)	614,231	614,231	2,395,520	2,395,520
WOOLLEN CARPETS	721,345	721,345	788,697	788,697
TAPESTRIES				
MANUFACTURE OF LEATHER	5,239,315	5,239,315	5,961,547	5,961,547
FOOTWEAR	1,055,345	1,055,345	1,005,248	1,005,248
SPORTS GOODS (EXCLUDING INDOOR GAMES)	1,540,201	1,540,201	1,568,105	1,568,105
TOBACCO MANUFACTURED	3,146	3,146	9,009	9,009
MEDICAL INSTRUMENT N.E.S.	243,938	243,938	209,722	209,722
FRUIT & VEGETABLE PREPARATIONS	519,559	519,559	274,991	274,991
FISH PREPARATIONS	31,960	31,960	17,477	17,477
CEREAL PREPARATIONS	227,572	227,572	322,027	322,027
GUAR PRODUCTS	117,934	117,934	213,110	213,110
FLOUR & MEAL OF OIL SEEDS	863	863	690	690
FISH MEAL & MEAT MEAL	36,368	36,368	33,841	33,841
PETROLEUM PRODUCTS	614,553	614,553	594,188	594,188
CHEMICAL & CHEMICAL PREPARATIONS	6,584,550	6,584,550	4,659,173	4,659,173
MACHINERY & TRANSPORT EQUIPMENT	1,510,115	1,510,115	1,500,635	1,500,635
ARTICLES OF APPAREL AND CLOTHING				
ACCESSORIES (INCLUDING HOSIERY)	40,020,598	40,020,598	40,256,811	40,256,811
OTHER MANUFACTURED GOODS	43,173,193	43,173,193	43,427,227	43,427,227

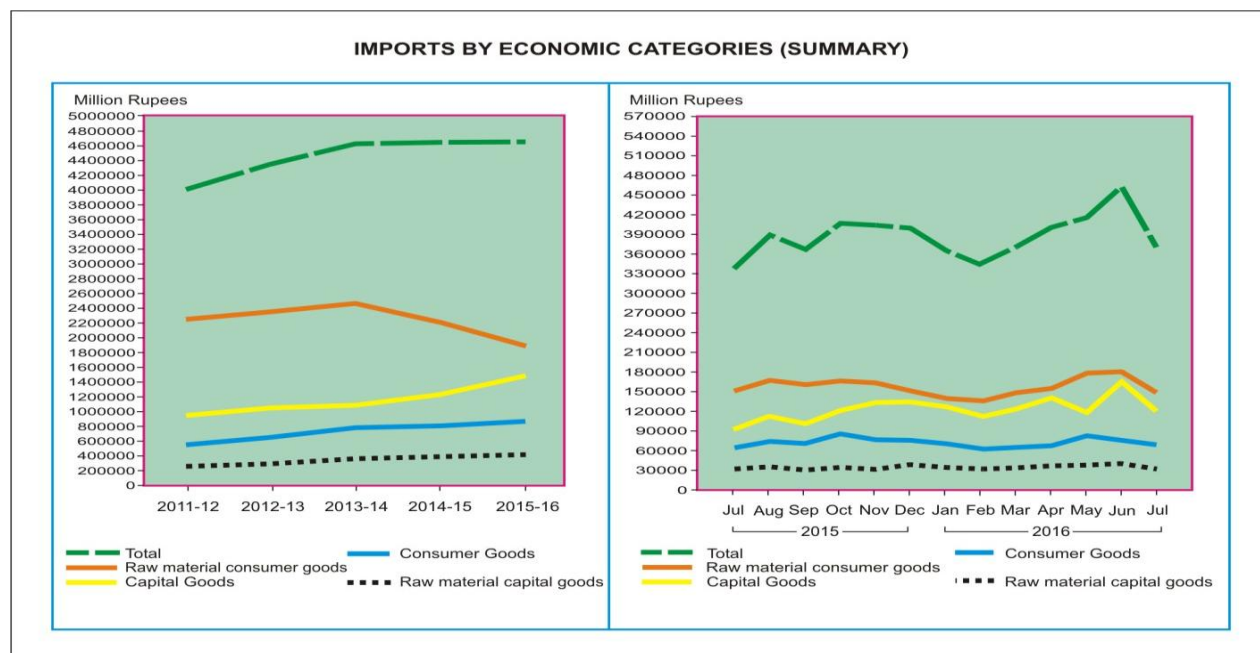
10.10 Imports by Economic Categories (Summary)

(Million rupees)

Year/Month	Total	Consumer goods	Raw material		Capital goods
			Consumer goods	Capital goods	
2011-12	4,009,093.0	552,018.1	2,251,624.0	261,940.8	943,510.1
2012-13	4,349,879.5	652,553.3	2,353,818.1	293,733.6	1,049,774.5
2013-14	4,630,520.8	780,192.2	2,462,189.2	306,810.4	1,081,329.0
2014-15	4,644,151.6	807,979.7	2,214,663.6	388,166.9	1,233,341.4
2015-16	4,658,748.9	870,976.8	1,887,884.5	417,209.9	1,482,677.7
2015 Jul	340,518.8	64,216.7	150,777.4	32,847.5	92,677.2
Aug	389,086.5	74,078.9	167,630.7	35,079.2	112,297.7
Sep	360,660.6	69,872.8	159,614.0	30,093.8	101,080.0
Oct	406,821.1	84,417.4	166,682.5	33,792.5	121,928.7
Nov	404,666.5	76,749.4	163,610.4	31,719.8	132,586.9
Dec	399,510.7	76,136.3	150,985.3	38,200.7	134,188.5
2016 Jan	362,229.4	70,576.0	131,228.1	33,927.1	126,498.3
Feb	343,205.7	61,084.2	136,562.4	31,937.7	113,621.4
Mar	371,192.6	65,124.5	147,998.9	34,389.9	123,679.3
Apr	399,929.3	67,599.5	154,855.9	36,239.8	141,234.1
May	416,800.7	82,889.2	177,799.3	38,238.9	117,873.3
Jun	464,126.8	78,232.0	180,139.6	40,743.0	165,012.2
Jul	370,368.8	68,880.4	148,423.1	32,410.0	120,655.3

Note: Total may not tally due to rounding of figures.

* Provisional



10.11 Imports by Economic Categories (Detail)

(In Thousand Rupees)				
Items	July, 2016	From July, 2016	July, 2015	From July, 2015
GRAND TOTAL	370368823	370368823	340518819***	340518819
1. CONSUMER GOODS TOTAL	68880358	68880358	64216731*	64216731
10121 HORSES	585	585		
10190 OTHER LIVE ANIMALS	350	350		
10511 FOWLS OF SPECIES WT UPTO 185G	369970	369970	23238	23238
10599 OTH LIVE POULTRY			262436	262436
20130 MEAT OF BOV ANIM F/CH BON LESS	40	40	12	12
20220 OTH CUTS WITH BONE IN,BOV FROZ	480	480	393	393
20230 MEAT BOV ANIMAL FROZE BONELESS	24169	24169	22182	22182
20610 EDIBLE OFFAL OF BOV ANIMAL F/C	10248	10248	20124	20124
20622 LIVERS OF BOV ANIMALS FROZEN	17656	17656	2275	2275
20755 OTH GEESE MEAT FROZEN	25	25		
21099 OTH EDI FLOUR/MEAL OF MEAT/OFL	3006	3006	1488	1488
30111 ORNAMENTAL FISH	3018	3018	2224	2224
30119 OTHER ORNAMENTAL FISH			168	168
30199 OTHER LIVE FISH			247	247
30219 OTH SALMO FISH,EXCL LIVER F/CH	63	63		
30229 O.FLAT FISH,EX.LIVER&ROES.F/CH	68	68	72	72
30242 ANCHOVIES EX.LIVER/ROES FR/CHL			630	630
30339 OTH FLAT FISH,EXCL LIVERS FROZ	11201	11201	32947	32947
30441 FRESH/CHILLED FILLETS OTH FISH	255	255		
30451 OTH FILLETS OF TILAPIAS.FRE/CH	15132	15132		
30462 FROZE FILLET/MEAT.CATFISH FISH	11225	11225		
30499 OT FISH FILET/MEAT FRE/CH/FROZ	241	241	3849	3849
30611 ROCK LOBSTER&SEA CRAWFISH FROZ			30	30
30616 COLD WATER SHRIMPS&PRAWNS FROZ			1229	1229
30890 OTHER AQUATIC INVERTEBRATES	551	551		
40110 MILK&CREAM OF A FAT UPTO 1%	845	845	30020	30020
40120 MILK & CREAM OF A FAT 1% TO 6%			1860	1860
40150 MILK & CREAM.FAT-EXCEEDING-10%			713	713
40210 MILK&CREAM IN POWDER FAT 1.5%	1553547	1553547	1225871	1225871
40221 MILK&CREAM IN POWDER>1.5% FAT	14551	14551	9615	9615
40229 OTH,MILK&CREAM IN POWDER>1.5%	560	560	50839	50839
40291 OTH MILK/CREAM NOT SOLID/SWEET	693	693	2116	2116
40299 OTH MILK/CREAM SOLID,SWEETEND	21555	21555	24320	24320
40310 YOGURT	901	901	963	963
40390 BUTTER MILK,CURDLED MILK/CREAM	1098	1098	1116	1116
40410 WHEY AND MODIFIED WHEY CON SUG	281565	281565	127815	127815
40490 OTH PRODUCT CONSIST NATUR MILK	48607	48607	58262	58262
40510 BUTTER	21517	21517	2910	2910
40590 OTH FATS&OIL DERIVED FR MILK	4762	4762		
40610 FRESH CHEESE INCL WHEY,CURD	32106	32106	38424	38424
40620 GRATED OR POWDER CHEESE	42916	42916		
40630 PROCESSED CHEESE NOT GRATED	39125	39125	25131	25131
40690 OTHER CHEESE	447	447	968	968
40719 FERTILIZED EGGS OF OTHER BIRDS	300	300	31612	31612
40811 EGG YOLKS,DRIED			709	709
40819 EGG YOLKS,OTHER THAN DRIED	53	53		
40891 OTH BIRDS,EGG,NOT IN SHELL DRY	43866	43866		
40900 NATURAL HONEY	6488	6488	4909	4909
41000 EDIBLE PRODUCT OF ANIMAL ORIGN	319	319		
70190 POTATOES,FRESH OR CHILLED	186	186		
70200 TOMATOES,FRESH OR CHILLED	405598	405598	452	452
70310 ONIONS AND SHALLOTS	751	751	20784	20784
70320 GARLIC	548979	548979	524491	524491
70410 CAULIFLOWERS & HEADED BROCCOLI	38	38	81	81

Contd.

10.11 Imports by Economic Categories (Detail)

(In Thousand Rupees)				
I t e m s	July, 2016	From July, 2016	July, 2015	From July, 2015
70490 OTH;EDIBLE BRASSICAS,FRESH/CHI	11	11		
70511 CABBAGE LETTUCE(H-LETUC)SALAD	1215	1215	158	158
70519 OTHER; LETTUCE	1486	1486	1169	1169
70610 CARROTS AND TURNIPS			51	51
70690 OTH SALAD.BEETROOT,RADISH ETC	285	285	194	194
70700 CUCUMBERS&GHERKINS,FRESH/CHL	26712	26712	3553	3553
70810 PEAS FRESH OR CHILLED	60	60	44	44
70920 ASPARAGUS,FRESH OR CHILLED	105	105	56	56
70940 CELERY OTH THAN CELERIAC,F/CHL	26	26		
70951 MUSHROOMS,FRESH OR CHILLED	361	361	240	240
70960 FRUIT OF GENUS CAPSICUM F/CHLL	629	629	314	314
70999 OTH VEGETABLES FRESH/CHILLED	285	285	177	177
71010 POTATO, FROZEN.	2127	2127		
71021 PEAS(PISUM SATIVUM),FROZEN	757	757		
71022 BEANS FROZEN	184	184	120	120
71040 SWEET CORN, FROZEN	1417	1417		
71080 OTHER VEGETABLES,FROZEN	711	711		
71090 MIXTURE OF VEGETABLES,FROZEN	777	777		
71120 OLIVES PROVISIONALLY PRESERVED			1	1
71220 ONION; WHOLE DRIED,CUT	16768	16768	9587	9587
71231 MUSHROOM GENUS AGARICUS DRIED	137	137		
71239 OTH TRUFFLE DRYCUT WHOLE SLIC	2730	2730	9678	9678
71290 OTH VEGETABLE MIXTURE DRIED	16580	16580	16293	16293
71310 PEAS DRIED SHELLED	3068741	3068741	2683543	2683543
71320 CHICK PEAS DRIED SHELLED	372641	372641	200522	200522
71331 BEANS OF SPECIES VIGNA MUNGO	5353	5353	14114	14114
71333 KIDNEY BEANS,INCL WHITE BENAS	402422	402422	273120	273120
71339 OTHER BEANS	128282	128282	9241	9241
71340 LENTILES	735512	735512	888225	888225
71350 BROAD BEANS & HORSE BEAN	2164	2164		
71390 OTH DRIED LEGUMINOUS VEGETABLE	1744965	1744965	186503	186503
80111 DESICCATED, COCONUTS	41926	41926	105413	105413
80119 OTHER COCONUTS	35911	35911	15553	15553
80132 CASHEW NUT SHELLED	4355	4355	14342	14342
80211 ALMOND IN SHELL	72927	72927	37482	37482
80212 ALMOND,SHELLED (GIRI).	165228	165228	211256	211256
80221 HAZEL NUTS,IN SHELL			5	5
80231 WALNUTS IN SHELL(AKHROTE)	19308	19308	2911	2911
80232 WAL NUTS SHELLED(AKHROTE)	76	76	283	283
80251 PISTACHIO IN SHELL	7866	7866	5162	5162
80252 PISTACHIO SHELLED	6145	6145	1694	1694
80280 ARECA(BETAL NUTS)	692506	692506	943480	943480
80410 DATES	15411	15411	15020	15020
80420 FIGS	38	38		
80430 PINEAPPLES	184	184	217	217
80440 AVOCADOS	74	74		
80450 GUAVAS,MANGOES,MANGOSTEN F/DRY	868	868	1753	1753
80510 ORANGES	2436	2436	1621	1621
80540 GRAPEFRUIT,INCLUDING POMELOS	816	816	70	70
80550 LEMONS AND LIMES	165	165	219	219
80610 GRAPES, FRESH	302667	302667	471839	471839
80620 GRAPES, DRIED	8679	8679	11047	11047
80711 WATERMELONS	129751	129751	208443	208443
80719 OTHER MELONS	22859	22859	15528	15528
80810 APPLE, FRESH	88464	88464	23207	23207
80830 PEARS FRESH	433	433	36	36
80910 APRICORTS;FRESH(KHUBANI)	36989	36989	591387	591387

Contd.

10.11 Imports by Economic Categories (Detail)

(In Thousand Rupees)				
Items	July, 2016	From July, 2016	July, 2015	From July, 2015
80940 PLUMS AND SLOES			163	163
81050 KIWIFRUIT, FRESH	1817	1817	22	22
81090 OTHER FRESH FRUITS	707	707	145	145
81120 RASBERRY,BL.BERRY MULBERRY FRZ	19	19		
81190 OTHER FRUITS AND NUTS,FROZEN	770	770	781	781
81310 APRICOTS DRIED	1207	1207		
81320 PRUNES DRIED	480	480		
81330 APPLES DRIED	2180	2180		
81340 OTHER DRIED FRUITS	7688	7688	4245	4245
81350 MIXTURE OF NUTS,DRIED FRUITS	262	262	45	45
90121 COFFEE,ROAST,NOT DECAFFEINATED	4474	4474	264	264
90190 OTH COFFEE HUSKS/SKIN/COFE SUB	105	105	6919	6919
90210 GREEN TEA PACK < 3 KG	96	96	1903	1903
90220 OTHER GREEN TEA(NOT FERMENTED)	96023	96023	67223	67223
90230 BLACK TEA & PARTLY FERMENT TEA	647	647	1554	1554
90240 OTH BLACK TEA,OTH PARTLY F.TEA	4312406	4312406	3700153	3700153
90411 PEPPER,NEITHER CRUSH NOR GROND	257260	257260	313289	313289
90421 FRUIT OF GENUS CAPSICUM DRIED	96	96	61506	61506
90422 FRUIT OF GENUS CRUCHED/GROUND	4954	4954	1544	1544
90611 CINNAMON NOT CRUSHED OR GROUND			1785	1785
90619 OTHER CINNAMON	9964	9964	56681	56681
90620 CINNAMON & TREE FLOWER,CRUSHED	20	20		
90710 CLOVES NEITHER CRUSHED/GROUND	11921	11921	9928	9928
90811 NUTMEG NEITHER CRUSHED/GROUND	4712	4712	1991	1991
90821 MACE NEITHER CRUSHED/GROUND	338	338	12189	12189
90831 CARDAMOMS NITHER CRUSHED/GRO	111408	111408	69722	69722
90921 SEEDS-CORIANDER NITHER CRU/GRO	46905	46905	52723	52723
90931 SEEDS OF CUMIN (WHITE ZEERA)	76003	76003	39783	39783
90932 SEEDS CUMIN.CRUSH/GRO(W.ZEERA)			249	249
90961 CARAWAY,ANISE,FENL,JUNI.N-CR/G	5955	5955	6866	6866
91011 GINGER NEITHE CRUSHED/GROUND	330381	330381	537274	537274
91030 TURMERIC (CURCUMA)			2815	2815
91091 MIXTU OF PROD H-09.04 TO 09.10	14541	14541	17166	17166
91099 OTHER SPICES	2286	2286	1700	1700
100390 OTHER BARLEY	179883	179883	27595	27595
100490 OTHER OATS	62624	62624	191461	191461
100510 SEED, MAIZE	171166	171166	210415	210415
100590 OTHER MAIZE (CORN)	5038	5038	9190	9190
100610 RICE IN HUSK (PADDY OR ROUGH)			14988	14988
100630 SEMI/WHOLLY MILLED RICE/POLIS	9395	9395	3089	3089
100640 BROKEN RICE			23	23
100790 OTHER GRAIN SORGHUM(JAWAR)	487	487		
100821 MILLET (BAJRA)			10453	10453
100829 OTHER MILLET (BAJRA)	40566	40566	73886	73886
100830 CANARY SEED	1349	1349	3847	3847
110100 WHEAT OR MESLIN FLOUR	70	70	2086	2086
110220 MAIZE (CORN) FLOUR	286	286		
110313 GROATS&MEAL OF MAIZE (CORN)	171	171	1826	1826
110319 GROATS AND MEAL OF OTH CEREAL	219	219		
110412 ROLLED OR FLAKED, OATS.			3	3
110422 OTHER WORKED GRAIN OF OATS	2951	2951	1060	1060
110423 OTH WORK GRAIN OF MAIZE (CORN)			1326	1326
110510 FLOUR,MEAL&POWDER OF POTATOES	46726	46726	30432	30432
110520 FLAKE,GRANULE/PELLETS POTATOES			2115	2115
121120 GINSENG ROOTS	32	32		
121229 OTHER SEAWEDS& OTHER ALGAE	13	13		
121299 OTHER FRUIT STONE&KERNELS/VEG	19	19		

Contd.

10.11 Imports by Economic Categories (Detail)

(In Thousand Rupees)				
Items	July, 2016	From July, 2016	July, 2015	From July, 2015
121300 CEREAL STRAW & HUSKS,IN PELLET	1032	1032	48351	48351
130120 GUM ARABIC			39210	39210
160210 HOMOGENISED PREP MEAT/EDB MEAT	13	13		
160232 OTH PREP/PRESV MEAT OF FOWLS	70474	70474	35516	35516
160239 OTH PREP/PRESV,MEAT OTH POLTRY	4407	4407	33	33
160250 OTH PREP/PRES MEAT BOVIN ANIML	419	419	76	76
160300 EXTRACT/JUICE OF MEAT,FISH ETC			764	764
160411 SALMON,FISH,WHOLE/PIE NOT MICE	19	19	19	19
160413 SARDINE,BRISL/SPRAT W/P N-MINC	3	3	6	6
160414 TUNAS,SKIPJACK,BONITO,WHOLE/PC	71	71	228	228
160419 OTH FISH,WHOLE/PIECE NOT MINCE	2104	2104	1377	1377
160420 OTH FISH PREPARED PRESERVED	1028	1028	461	461
160529 OTH SHRIMPS&PRAWN PREPARED/PRE			130	130
160540 OTH CRUSTACEANS,PREP/PRESERVED			150	150
170112 BEET SUGAR RAW NOT CONT FLAVOR			220	220
170114 OTH CANE SUGAR RAW.N-CON FL/CO			21	21
170191 O.CANE/BEET SUGAR CON.FLAV/COL			292	292
170199 OTH CANE/BEET SUGAR PURE SUC	35597	35597	85216	85216
170211 LACTOSE & LACTOSE SYRUP WT 99%	98678	98678	69991	69991
170219 OTH,LACTOSE AND LACTOSE SYRUP	19	19		
170230 GLUS SYP,DRY STAT FRVCT <20%	52808	52808	67648	67648
170250 CHEMICALLY PURE FRUCTOSE			176	176
170290 OTH SUGAR INCL INVERT SUGAR	22251	22251	85873	85873
170410 CHEWING GUM,WH/NOT SUGA COATED	12439	12439	8696	8696
170490 OTH SUGAR CONFECT NOT CON COCA	58749	58749	64776	64776
180310 COCOA PASTE,NOT DEFATTED(LICOR	25201	25201		
180400 COCOA,BUTTER,FAT AND OIL	77350	77350		
180500 COCOA POWDER,NOT CON ADDED SUG	89750	89750	61534	61534
180610 COCOA POWDER,CON ADDED SUGAR	2124	2124	1887	1887
180620 OTH PREPA WT2KG,PAS,BLOCK SLAB	124500	124500	1849	1849
180631 OTH FOOD PREP COCOA BARS FILD	5071	5071	10418	10418
180632 OTH FOOD PREP COC BAR NOT FILD			613	613
180690 OTH,FOOD PREP CONT COCOA LIQUD	22118	22118	13786	13786
190110 FOOD PREP FOR INFANT USE	932161	932161	523355	523355
190120 MIXES&DOUGHS FOR PREP BAKER	9056	9056	10190	10190
190190 OTH FOOD PREP OF FLOUR,MEAL	283871	283871	225368	225368
190211 UNCOOK PASTA,NUT STUFD CON EGG	11	11		
190219 OTHER,UNCOOKED PASTA.	4036	4036	5135	5135
190230 OTHER PASTA	2165	2165	4154	4154
190240 COUSCOUS WHETER OR NOT PREPARE			12	12
190300 TAPIOCA&SUBSTI PRE FRM STARCH	2460	2460	6082	6082
190410 PREP FOOD,SWLL/ROAS OF CEREALS	32940	32940	34758	34758
190420 PREP FOOD UNROAST CEREAL FLAKE	28	28	52	52
190490 OTH PREP FOOD OBTAIN BY CEREAL	12746	12746	35312	35312
190531 SWEET BISCUITS	3831	3831	3048	3048
190532 WAFFELS AND WAFERS	14513	14513	9195	9195
190540 RUSK,TOASTED BREAD & PRODUCTS	726	726	2399	2399
190590 OTHER BAKERY PRODUCTS	20207	20207	23074	23074
200110 CUCUMBER,GHERKINS PREP/PRESERV	397	397		
200190 OTH VEG FRUIT,NUT,PRES VIN/ACE	1107	1107	327	327
200210 TOMATOES,WHOLE/PIECE,PREP/PRSV	13	13		
200290 OTH,TOMATO/PRE/PRS O/TH VINGER	62909	62909	57320	57320
200310 MUSHROOM,PREP/PRSV O/TH VINHER	10192	10192	1750	1750
200390 OTH MUSHROOM&TRUFFLE PREPARED			133	133
200410 POTATO,PREP/PRSV,O/TH VINGERS	54946	54946	47696	47696
200490 OTH VEG MIX/VEG PREP O/TH VING	2212	2212	752	752
200510 HOMOGENIZED VEGETABLES	672	672	1044	1044

Contd.

10.11 Imports by Economic Categories (Detail)

(In Thousand Rupees)				
Items	July, 2016	From July, 2016	July, 2015	From July, 2015
200520 POTATO PREP O/TH VING NOT FROZ	622	622	1827	1827
200540 PEAS PREP O/TH VINGER NOT FROZ	2396	2396	860	860
200559 OTH BEAN PREP O/TH VING NOT FZ	35	35	1077	1077
200570 OLIVES PREP O/TH VING NOT FROZ	9816	9816	7944	7944
200580 SWEET CORN,PREP/PRESV NOT FROZ	3711	3711	2541	2541
200591 OTH VEGETABLES& MIXTURE OF VEG			21	21
200599 OTH VEGE PREPARED OR PRESERVED	3091	3091	2304	2304
200600 VEG,FRUIT,NUTS,PEEL PRE BY SUG	339	339	1452	1452
200710 HOMOGENENISED PREPARATIONS	96	96	28	28
200799 OTH JAM,FRUIT,JELLY,MARMALADE	2946	2946	4848	4848
200811 GROUND NUTS,PREP/PRESERVED	3581	3581	4670	4670
200819 OTH NUTS/SEED INCL MIXTURES	46763	46763	33141	33141
200820 PINEAPPLES,PREPARED/PRESERVED	45705	45705	45399	45399
200830 CITRUS FRUIT,PREPARE/PRESERVED	11002	11002	6942	6942
200840 PEARS,PREPARED OR PRESERVED			31	31
200850 APRICOTS,PREPARED OR PRESERVED	49	49	15	15
200860 CHERRIES,PREPARED OR PRESERVED	3449	3449	1014	1014
200870 PEACHES,PRPARED OR PRESERVED	6199	6199	2072	2072
200880 STRAWBERRIES,PREPARE/PRESERVED	1208	1208		
200893 CRANBERRIES	119	119		
200897 MIXTURES OF FRUITS,NUTS&PLANTS	55790	55790	41687	41687
200899 OTH FRUITS,NUT/EDIBLE PLANTS	14440	14440	3703	3703
200911 ORANGE JUICE,FROZEN			3667	3667
200912 ORANGE JUICE,NOT FROZEN			114	114
200919 OTHER ORANG JUICE	13873	13873	17585	17585
200929 OTHER GRAPE FRUIT,JUICE	18	18		
200939 OTH JUICE OF ANY CITRUS FRUIT			3107	3107
200949 OTHER PINEAPPLE JUICE	14169	14169	16487	16487
200961 GRAPE JUICE INCL GRAPE MUST	46	46		
200969 OTHER GRAPE JUICE	9774	9774	26077	26077
200979 OTHER APPLE JUICE	23590	23590	4114	4114
200989 OTHER JUICE OF FRUIT/VEGETABLE	8313	8313	42009	42009
200990 MIXTURES OF JUICES	5663	5663	8783	8783
210111 EXTRACT,ESSENCE/CONC COFEE/PRE	1585	1585	10439	10439
210112 PREP WITH A BASIS OF EXTRA/COF			268	268
210120 EXTACT,ESSENCE ETC OF TEA MATE	2004	2004	96	96
210210 ACTIVE YEASTS	42383	42383	35336	35336
210220 INACTIVE YEASTS,OTH SINGL CELL	1238	1238	4231	4231
210230 PREPARED BAKING POWDERS	10530	10530	418	418
210310 SOYA SAUCE	15367	15367	16138	16138
210320 TOMATO KETCHUP/OTH TOMATOSAUCE	5794	5794	13117	13117
210330 MUSTARD FLOUR/MEAL/PREP MUSTAR	906	906	1243	1243
210390 OTH SAUCES PREP/MIX SEASONING	45103	45103	20154	20154
210410 SOUPS/BROTHS & PREP THEREOF	109	109	37	37
210420 HOMOGENISE COMPOSITE FOOD PREP	123	123	199	199
210500 ICE CREAM,OTH EDIBLE ICE	4978	4978		
210610 PROTEIN CONCENTRATE/TEXT PROTN	7946	7946	7097	7097
210690 OTH FLAVOURING POWDER/CONCT	431124	431124	322207	322207
220110 MINERAL WATERS/AERATED WATERS	2007	2007	4136	4136
220190 OTH,NATURAL/ARTIFICIAL WATERS	387	387		
220210 WATER,MINERAL/AERATED WATER	47128	47128	36454	36454
220290 OTH WATER/OTH NON ALCOLIC BEVG	24458	24458	26994	26994
220300 BEER MADE FROM MALT	1231	1231	115	115
220410 SPARKLING WINE	1078	1078	1267	1267
220429 OTH WINE OF FRESH GRAPES->2LT	327	327		
220510 VERMOUTH/OTH WINE F/GRAPE<2LTR	79	79		
220860 VODKA	49	49		

Contd.

10.11 Imports by Economic Categories (Detail)

(In Thousand Rupees)				
Items	July, 2016	From July, 2016	July, 2015	From July, 2015
220870 LIQUEURS AND CORDIALS	30	30		
220890 OTH SPIRIT/SPIRITOUS BEVERAGES			1	1
220900 VINEGAR&SUBSTITUTE,ACTIC ACID	2347	2347	878	878
230110 FLOURS,MEALS,PELLETS,OF MEAT	29487	29487		
230120 FLOURS,MEALS,PELLETS,OF FISH			2468	2468
230230 BRAN SHARP & RESIDUES OF WHEAT	156	156		
230250 BRAN SHARP RESIDUE LEGUM PLANT	18143	18143		
230310 RESID.STARCH MANUF&SIM RESIDUE	12585	12585		
230330 BREWING/DISTILLING DREGS/WASTE	20683	20683	5433	5433
230400 OIL-CAKE/OTH S/RESID SOYABEAN	991679	991679	5275923	5275923
230630 OIL CAKE/OTH SUNFLOWER SEEDS	1534	1534		
230660 OIL CAKE/OTH RESIDUE,PALM NUTS	95966	95966	99412	99412
230690 OIL CAKE/OTH SOLID RESIDUE,VEG	2	2		
230910 DOG/CAT FOOD,PUTUP RETAILSALE	14706	14706	6957	6957
230990 OTH,PREP USED IN ANIMAL FOOD	429274	429274	473209	473209
240110 TOBACCO,NOT STEMMED/STRIPPED	44	44	13	13
240210 CIGAR,CHEROOTS CONTAIN TOBACCO	77	77	110	110
240220 CIGARETTES CONTAINING TOBACCO	152	152	35208	35208
240290 CIGAR,CHEROOTS/TOBACCO SUBST	1	1		
240391 HOMOGENISE/RECONSTITUTE TOBACO	4118	4118		
240399 OTH MANUFACTURED TOBACCO/EXTR	52132	52132	3206	3206
271012 LIGHT OILS AND PREPARATIONS	18386675	18386675	17797550	17797550
271019 KEROSENE,INCL KER.TY. JET FUEL	575640	575640	847748	847748
293500 SULPHONAMIDES	140906	140906	156366	156366
293621 VITAMIN A ITS DERIVATIVE UNMIX	22028	22028	30925	30925
293622 VITAMIN B1/ITS DERIV UNMIXED	39429	39429	37007	37007
293623 VITAMIN B2/ITS DERIV UNMIXED	5645	5645	31285	31285
293624 D-,DL-PANTOTHENIC ACID(VITB3B5	9001	9001	26117	26117
293625 VITAMIN B6/ITS DERIV UNMIXED	47752	47752	45141	45141
293626 VITAMIN B12/ITS DERIV UNMIXED	38090	38090	50610	50610
293627 VITAMIN C/ITS DERIVATIVE UNMIX	36272	36272	25412	25412
293628 VITAMIN D/ITS DERIVATIVE UNMIX	29934	29934	42453	42453
293629 OTH VITAMIN/ITS DERIV UNMIXED	165459	165459	89710	89710
293690 OTH INTER-MIXTURE PROVITAMINS	1200	1200	22572	22572
293712 INSULINE AND ITS SALTS	5630	5630		
293719 OTHER POLYPEPTIDE HARMONES	14758	14758	8426	8426
293721 CORTISONE/HYDRO/PREDNISONE ETC	28675	28675	32234	32234
293722 HALOGENATE DERIV ADERNAL HORMN	51769	51769	75531	75531
293723 OESTROGENS AND PROGESTOGENS	174516	174516	126611	126611
293729 OTH,STEROIDAL HARMONES,DERIVAT	21813	21813	39341	39341
293750 PROSTAGLANDINS,THROMBOXANES&DR	10028	10028	4094	4094
293790 OTH HORMONES/ITS DERIVATIVES	8203	8203	39230	39230
293810 RUTOSIDE(RUTIN)/ITS DERIVATIVE	1387	1387		
293890 OTHER, GLYCOSIDES	140391	140391	35702	35702
293911 CONCENTRATES OF POPPY STRAW			4971	4971
293919 OTH ALKALOIDS OF OPIUM/DERVATI	13619	13619	14623	14623
293920 ALKALOID CINCHONA/DRV SALT			1083	1083
293930 CAFFEINE AND ITS SALTS	60389	60389	28082	28082
293942 PSEUDEOPHEDRINE(INN)/ITS SALT	43	43		
293949 OTHER,EPHEDRINE AND ITS SALTS	16898	16898		
293959 OTH THEOPHYLLINE/AMINOPHLLINE	28202	28202	13568	13568
293962 ERGOTAMINE (INN) AND ITS SALTS	2257	2257		
293969 OTH ALKALOID OF RYE ERGOT/SALT	1789	1789		
294000 SUGAR O/T SUCROSE/LACTOSE ETC	54870	54870	42525	42525
294110 PENCILLINE/DERV/ACID/SALT ETC	30600	30600	7910	7910
294120 STREPTROMYCIN/DERIV/SALT THROF	7346	7346	17986	17986
294130 TETRACYCLINE/DERIV/SALT THROF	80210	80210	46052	46052

Contd.

10.11 Imports by Economic Categories (Detail)

(In Thousand Rupees)				
Items	July, 2016	From July, 2016	July, 2015	From July, 2015
294140 CHLORAMPHENICAL/DERIV/SALT	28142	28142	11044	11044
294150 ERYTHROMYCIN/DERIV/SALT THROF	129216	129216	172452	172452
294200 OTHER ORGANIC COMPOUNDS.	32146	32146	31810	31810
300190 OTH GLAND ORGAN,EXTRACT,HAPRIN			182	182
300210 ANTISERA/OTH BLOOD FRAC MODIFY	586	586	3147	3147
300220 VACCINES FOR HUMAN MEDICINE	2746459	2746459	1362572	1362572
300230 VACCINE VETERINARY MEDICINE	324947	324947	243175	243175
300290 OTH HUMAN/ANIMAL BLOOD,THERAPC	50263	50263	56742	56742
300310 MEDICAMENT PENCILLIN DERV/ACID	1546	1546		
300320 MEDICAMENT OTH ANTIBIOTICS	4005	4005	23710	23710
300331 MEDICAMENTS CONTAINING INSULIN			1937	1937
300339 OTH,MEDICEMENT HARMONE ANTIBTC	5342	5342	84855	84855
300390 OTH MEDICEMENT NES-NOT-R-SALE	53215	53215	102714	102714
300410 MEDICAMENT,PENCILLIN DERV/ACID	146	146	969	969
300420 MEDICAMENT OTH ANTIBIOTICS	249108	249108	214545	214545
300431 MEDICAMENT INSULIN NOT ANTIBTC	224716	224716	167705	167705
300432 MEDICIMENT ADERN CORTC HARMONE	27884	27884	32703	32703
300439 OTH MEDICIMETHARMONE NOT ANT	162543	162543	93367	93367
300440 MEDICAMENT ALKALOID DERV ANTI	9825	9825	4425	4425
300450 OTH MEDICAMENT VITAMIN/OTH PRO	8966	8966	35058	35058
300490 OTH MEDICAMENT THERAPEUTIC USE	3154401	3154401	1907056	1907056
300510 SURGICAL TAP IN JAMBO ROLLS	41780	41780	32830	32830
300590 OTH WADDING,GAUZE,BANDAGE ARTI	16164	16164	10967	10967
300610 STERILE SURGICAL CATGUT, ETC	263867	263867	114150	114150
300630 OPACIFY X-RAY EXAM DIAGNOSTIC	205	205	277	277
300640 DENTAL CEMENT/DENTAL FILLING	6767	6767	18451	18451
300650 FIRST AID BOXES AND KITS.	1649	1649	103	103
300660 CHEMICAL CONTRACEPTIVE HORMONE			8980	8980
300670 GEL PREP HUMAN/VETERNARY USE	820	820	1895	1895
300691 APPL IDENTIFIABLE, OSTOMY USE	7135	7135	41	41
321519 PRINTING INK EXCL. BLACK	131020	131020	206793	206793
321590 OTH WRITING/DRAWING/OTH INK	10095	10095	21544	21544
330112 ESSENTIAL OIL OF ORANGE	19123	19123	27665	27665
330113 ESSENTIAL OIL OF LEMON	54229	54229		
330119 OTH ESSENTIAL OIL/CITRUS FRUIT	23459	23459	111883	111883
330124 ESSENTIAL OIL OF PEPRAMINT	82	82	78	78
330125 ESSENTIAL OIL OF OTHER MINTS	3372	3372	883	883
330129 OTH ESSENTIAL OIL O/T CIT FRUT	14385	14385	4784	4784
330130 RESINOIDS	251	251		
330190 OTH,CONCENTRATE ESSENT OIL NS	16059	16059	3296	3296
330210 MIXTURE ODORIFEROUS SUBS&MIXT	371511	371511	211103	211103
330290 OTH,MIXTURE,ODORIFEROUS SUBST	369732	369732	438205	438205
330300 PERFUMES AND TOILET WATERS	32573	32573	32432	32432
330410 LIP MAKE-UP PREPARATIONS	12090	12090	13482	13482
330420 EYE MAKE-UP PREPARATIONS	14584	14584	15858	15858
330430 MANICURE/PEDICURE PREPARATIONS	5889	5889	6842	6842
330491 POWDER WHETHER/NOT COMPRESSED	32924	32924	34657	34657
330499 OTH,BEAUTY/MAKE-UP PREPARATION	113990	113990	91936	91936
330510 SHAMPOOS	116176	116176	322355	322355
330520 PREP PERMANENT WAVING/STRAIGHT	9432	9432	7685	7685
330530 HAIR LACQUERS	487	487		
330590 OTH PREP USE ON HAIR	75176	75176	65415	65415
330610 DENTIFRICES	61562	61562	34925	34925
330620 YARN,CLEAN TEETH(DENTAL FLOSS)	124	124	74	74
330690 OTH,PREP ORAL/DENTAL HYGIENE	4503	4503	1325	1325
330710 PRE/AFTER SHAVE PREPARATION	8652	8652	23161	23161
330720 PERSONEL DEDORANT&ANTIP RSPRNT	50122	50122	50989	50989

Contd.

10.11 Imports by Economic Categories (Detail)

(In Thousand Rupees)				
Items	July, 2016	From July, 2016	July, 2015	From July, 2015
330730 PERFUMED BATH SALT/OTH PREP	867	867		
330741 AGARBATTI/OTH ODORIFEROUS PREP	4	4	129	129
330749 OTH PREP PERFUMING ROOM/RELIGS	15771	15771	20795	20795
330790 OTH,DEPILATORY/PERFUM ETCPREP	2689	2689	3516	3516
340111 SOAP&ORGANIC SURFAC-ACTIV PROD	160185	160185	167855	167855
340119 OTH,SOAP ORG-SURFAC-ACT PROD	42088	42088	9103	9103
340120 SOAP IN OTHER FORMS	62495	62495	69064	69064
340130 ORGANIC SURFACE ACTIVE PRODUCT	30556	30556	25946	25946
340211 ORGANIC SURFACE-ACTIVE AGENT	447103	447103	359435	359435
340212 ORGANIC SURFACE ACTIVE CATIONC	14767	14767	13144	13144
340213 ORG SURFACE ACTIVE NON-IONIC	380253	380253	373462	373462
340219 OTH ORG SURFACE ACTIVE AGENT	22530	22530	22168	22168
340220 ORG SURF PREP PUTUP FOR R-SALE	22158	22158	11435	11435
340490 OTH, ART/PREP WAXES	83249	83249	86399	86399
340510 PO/CREAM FOR FOOTWEAR/LEATHER	8341	8341	7882	7882
340520 POL/CREAM/PREP, WOOD FURNITURE	1454	1454	1852	1852
340530 POL/CREAM/PREP,COACHWORK/METAL	4727	4727	2159	2159
340540 SCOURING/PASTE/POWDER/OTH PREP	448	448	61	61
340590 OTH POL/CREAM/PREP,F-WEAR/LETH	8531	8531	7544	7544
350190 OTH CASEINATE DERIV CASEN GLUE	616	616	830	830
360300 SAFETY FUSES DETONATING FUSES	13925	13925	31348	31348
360610 LIQUID/LIQUEFIE GAS FUEL	3049	3049	650	650
391740 FITING FOR TUBE ETC OF PLASTIC	28548	28548	37374	37374
391810 FLOOR COVERING OF POLYMERS V-C	49726	49726	23571	23571
392190 OTH PLATE,SHEET ETC OF PLASTIC	139532	139532	136572	136572
392210 BATH,SHOWER WASH BASIN OF PLAS	8096	8096	5054	5054
392220 LAVATORY SEAT/COVER OF PLASTIC	1796	1796	2036	2036
392290 OTH FLASH/SIM SANITARY PLASTIC	3934	3934	3421	3421
392310 BOXES,CASES,CRATES PLASTIC	66476	66476	54384	54384
392321 SACK&BAG OF POLYMER OF ETHYL	149376	149376	95087	95087
392329 SACKS & BAG OF OTHER PLASTICS	25453	25453	20992	20992
392330 CARBOYS,BOTTLES,FLASKS ETC	49674	49674	45778	45778
392340 SPOOLS,COPEs,BOBINS ETC PLASTC	22284	22284	19276	19276
392350 STOPPERS,LIDS,CAPS ETC OF PLAS	153457	153457	109338	109338
392390 OTH ARTICLES FOR CONVEYANCE NS	35026	35026	44145	44145
392410 TABLEWARE KITCHENWARE OF PLAST	55862	55862	29242	29242
392490 OTH,HOUSEHOLD/TOILET ARTICLES	22850	22850	15947	15947
392510 RESERVOIRS,TANKS,VATS>300 LTRS	103	103	4634	4634
392520 DOOR,WINDOWS FRAME&H-HOLD PLAS	3168	3168	473	473
392530 SHUTTERS,BLINDS&PARTS OF PLAST	3047	3047	449	449
392590 OTH,BUILDER-WARE OF PLASTIC,NS	156372	156372	184149	184149
392610 OFFICE/SCHOOL SUPPLY PLASTIC	8518	8518	15957	15957
392620 ARTICLE OF APPAR CLOTHING PLAS	7834	7834	4566	4566
392630 FITTING FOR FURNITUR/COACH PLA	822	822	379	379
392640 ORANMENTAL ARTICLES OF PLASTIC	37478	37478	36480	36480
400942 TUBE,PIPERUB WITH OTH.METL.FIT	2775	2775	1498	1498
401011 CONVEYOR BELTS WITH METALS	14	14	30	30
401012 CONVEYOR BELTS WITH TEX-METACS	49850	49850	31919	31919
401019 OTH CONVEYON BELT OR BELTING	42733	42733	22084	22084
401031 TRANSMISSION BELTS 60-180 CM	44761	44761	30370	30370
401032 TRANSMISSION OTH BELT 60-180 CM	18169	18169	24507	24507
401033 TRANSMISSION BELT 180-240 CM	702	702	1347	1347
401034 TRANSMISSION BELT OTH 180-240CM	219	219	720	720
401035 TRANSMISSION SYN.BELT 60-150CM	165	165	430	430
401036 TRANSMISSION SYN.BELT 150-198CM	36	36		
401390 OTHER INNER TUBES,OF RUBBER	5988	5988	9259	9259
401410 SHEATH CONTRACEPTIVES	7654	7654	205014	205014

Contd.

10.11 Imports by Economic Categories (Detail)

(In Thousand Rupees)				
Items	July, 2016	From July, 2016	July, 2015	From July, 2015
401490 OTH HYG/PHARMACEUTICAL ARTL	7017	7017	5365	5365
401511 GLOVES,RUBBER,SURGICAL	42645	42645	26270	26270
401519 OTHER GLOVES,RUBBER	32731	32731	13029	13029
401590 OTH ARTI APPRL/CLOTH ALL PURPS	2370	2370	1352	1352
401610 ARTICLES OF UNHARD CEL VUL RUB	16585	16585	15511	15511
401691 FLOOR COVERING & MATS, RUBBER	4727	4727	2002	2002
401692 ERASERS, RUBBER	24540	24540	16278	16278
401693 GASKETS,WASHERS,SEALS,OF RUBB	114867	114867	156685	156685
401694 BOAT/DOCK FENDERS,OF RUBBERS	189	189		
401695 OTH INFLATABLE ARTICLE OF RUBB	906	906	3143	3143
401699 OTH ARTICAL UNHARD VUL RUBBER	185775	185775	154222	154222
420100 SADDLERY&HARNESS FOR ANIMALS			295	295
420211 TRUNKS,SUITCASE,VANITY-CASES	5792	5792	6172	6172
420212 TRUNK,SUITCA,SATC ETC PLAS/TEX	42939	42939	77996	77996
420219 OTH TRUNK,SUITCASE,VANITY-CASE	4455	4455	5768	5768
420221 HANDBAG,COMP/PATENT LEATHER	41490	41490	31761	31761
420222 HANDBAGS,PLASTIC/TAXT MATERIAL	11668	11668	11594	11594
420229 OTH HANDBAGS,WITHOUT HANDLES	33456	33456	57219	57219
420231 ARTI.CARIED.IN POCKET. LEA/COM	1985	1985	2761	2761
420232 ARTIC CARIED IN POCK TAXT MATE	123	123	4090	4090
420239 OTH,ARTI CRRIED IN HAND/POCKET	7015	7015	10775	10775
420291 OTH CONTAINER O/S OF LEA/COMPS	2335	2335	577	577
420292 OTH CONTAINER O/S PLAS/TEXTILE	1547	1547	1569	1569
420299 OTH CASES VULCANISED FIB/PBOA	14306	14306	1626	1626
420310 ARTICLES OF APPAREL	34333	34333		
420321 GLOVES,MITTENS & MITTS SPORTS	21	21	14	14
420329 OTH LEATHER GLOVES	4685	4685	213	213
420330 BELTS AND BANDOLIERS	20205	20205	24814	24814
420500 OTH ART LEA/COMP LEA TECHNICAL	235	235	145	145
430400 ARTICLE OF FUR&ARTICLE THEREOF	257	257	161	161
440139 SAW DUST & WOOD WASTE & SCRAP	24	24	830	830
440210 WOOD CHARCOAL OF BAMBOO NOT AG	725	725		
441300 DENSIFIED WOOD,BLOCK,PLATE,ETC	10768	10768	1110	1110
441890 OTH BUILDERS JOINERY/CARP WOOD	48356	48356	52314	52314
441900 TABLEWARE&KITCHENWARE OF WOOD	1755	1755	3853	3853
442010 STATUETTES/OTH ORNAMENT WOOD	555	555	126	126
442090 OTH WOOD MARQUETRY&INLAID WOOD	6249	6249	6912	6912
442110 CLOTHES HANGERS OF WOOD	2166	2166	1647	1647
450490 OTH, ARTICLES AGLOMERATED CORK	101	101	27	27
460121 MATS,MATTING&SCREEN OF BAMBOO	477	477	2452	2452
460199 OTH PLATING MATERIAL N.E.S	49	49	287	287
460211 BASKETWORK&OTH ARTICL OF BAMBO	61	61		
460219 BASKETWORK&OTH ART OF VEG MATE	85	85	172	172
481310 CIGRETTE PAPER IN BOOKLET/TUBE	29	29		
481490 OTHER WALLPAPER & COVERINGS.	55	55		
481690 OTHER COYING PAPER, C/T SIZE.	75	75		
481710 ENVELOPES	1416	1416	1397	1397
481720 LETTER CARDS, PLAIN POSTCARDS	251	251	22	22
481730 BOXES,POUCHES,PAPER STATIONERY	293	293	438	438
481810 TOILET PAPER	442	442	8743	8743
481820 HANDKERCHIEFS,TISSUES&TOWELS	5363	5363	5090	5090
481830 TABLE CLOTHS & SERVIETTES	1746	1746	399	399
481850 ARTICLES OF APPAREL&CLOTHING	76	76	92	92
481890 OTH ARTI LINEN,P&P GARMET/ASSE	5703	5703	5755	5755
481910 CARTON,BOXE&CASES CORRU PAPE	34113	34113	57014	57014
481920 FOLD/CARTO/BOXE&CASE,NON-CURRU	8836	8836	13006	13006
481930 SACKS&BAGS WITH BASE 40CM/MORE	24766	24766	31	31

Contd.

10.11 Imports by Economic Categories (Detail)

(In Thousand Rupees)				
Items	July, 2016	From July, 2016	July, 2015	From July, 2015
481940 OTH SACKS&BAGS,INCLUDING CONES	5808	5808	4648	4648
481950 OTH PACKING CONTAINERS/RE-SLEE	485	485	2619	2619
481960 BOX FILES,LETTER TRAYS,BOX,OFF	2024	2024	4035	4035
482010 REGISTERS,LETTER PADS,DIARIES	4944	4944	7924	7924
482020 EXERCISE BOOKS	40	40	171	171
482030 BINDERS,FOLDERS&FILE COVERS	9903	9903	2760	2760
482040 MANIFOLD BUSINESS FORMS/CARBON	206	206	119	119
482050 ALBUMS FOR SAMPLES/COLLECTIONS	362	362	798	798
482090 OTH BOOK COVER,BLOTING PAD,NES	48364	48364	25056	25056
482110 P&P.BOARD LABLES PRINTED ALL=K	34007	34007	18590	18590
482190 OTH,P&P/BOARD LABLES NOT PRINT	33709	33709	39207	39207
482210 BOBBINS, SPOOLS, CAPS , PULP.			946	946
482290 OTHER,BOBINS,SPOOL,CAPS ETC.PA	7706	7706	6556	6556
482320 FILTER PAPER AND PAPERBOARD	17480	17480	17978	17978
482340 ROLLS,SHEETS AND DIALS,PRINTED	369	369	116	116
482361 TRAY,DISHES,PLATES,CUP,P&BORD	234	234		
482369 OTH TRAY,DISH,PLATE,CUP,P&BORD	3809	3809	12361	12361
482370 MOULDED/PRESSED ARTICL P-PULP	3210	3210		
482390 OTH,ARTICLES OF PAPER PULP,CEL	34172	34172	15239	15239
490110 PRINTED BOOKS IN SINGLE SHEETS	644	644	5633	5633
490191 DICTIONARIES AND ENCYCLOPAEDIA			213	213
490199 OTHER,PRINTED BOOKS/BROCHURES	174930	174930	177025	177025
490210 NEWSPAPERS,JOURNAL 4-TIME/WEEK			8	8
490290 OTHER NEWSPAPER,JOURNALS PERIO	5520	5520	3222	3222
490300 CHILDREN DRAWING/COLOUR BOOKS	575	575	1202	1202
490400 MUSIC, PRINTED IN MANUSCRIPT.				
490510 GLOBES	74	74	19	19
490599 OTH MAPS AND HYDROGRAPHIC/W-PA	1043	1043	173	173
490600 PLANS/DRAWINGS FOR ARCHITECTS	201	201	11609	11609
490700 BANKNOTE,CHEQUE,STAMP,BOND ETC	1981	1981	1407	1407
490810 TRANSFERS ,VITRIFIABLE.	20	20	277	277
490890 OTH,TRANSFERS(DECALCOMANIAS)	2324	2324	3208	3208
490900 PRINTED/ILLUSTRATED POSTCARDS	3719	3719	4493	4493
491000 CALENDAR OF ANY KIND PRINTED.	65	65	20	20
491110 TRADE ADVERTISING MATERIAL.	8091	8091	8738	8738
491191 PICTURES,DESIGNS&PHOTOGRAPHS	743	743	174	174
500720 OTH FAB CON>80% WT OF SILK	59472	59472	221545	221545
511111 WOVEN FABRICS CARDED WOOL,85%	586	586	422	422
511119 OTH WOVEN FABRICS CARDED WOOL	6226	6226	328	328
511130 OTH MIXED MAINLY/SOLELY M-MADE	4678	4678		
511190 OTH WOVEN FAB CARDED WOL/HAIR	13828	13828	22134	22134
511211 WOVEN FAB.COMBED WOOL 85%/HAIR	1902	1902		
511219 OTH WOVEN FAB COMBED WOOL 85%>	3925	3925	10404	10404
511220 OTH WOVEN FAB.COM.WOLL MIX.MMF			40	40
511290 OTH WOV.FAB.CARDE WOOL/FA-HAIR	10529	10529		
520790 OTHER,COTTON YARN PUT UP SALE	4573	4573	152	152
520811 WOV FAB COT WT<100G/SQM UNBLEA	18453	18453		
520812 WOV FAB COT WT>100G/SQM UNBLEA	247052	247052	363	363
520819 OTHER WOVEN COTTON FAB UN-BLH	6173	6173	18615	18615
520821 WOV FAB COT WT<100G/SQM BLEACH	14436	14436		
520822 WOV FAB COT WT>100G/SQM BLEACH	800	800		
520829 OTH WOVEN FAB OF COTTON BLEACH	1545	1545		
520832 WOV FAB COT WT>100G/SQM DYED			1150	1150
520839 OTH COTON WOV FAB<2000/SQM DYE	4534	4534	145	145
520841 WOV FAB COT WT 100G/SQM COLOUR	242	242		
520842 COTON WOV FAB WT>100G/SQM COLO	18774	18774	27640	27640
520849 OTH WOV FAB WT 200G/SQM	2830	2830		

Contd.

10.11 Imports by Economic Categories (Detail)

(In Thousand Rupees)

Items	July, 2016	From July, 2016	July, 2015	From July, 2015
520851 COTON WOV FAB 100G/SQM PRINTED	70109	70109	58650	58650
520852 COTON WOV FAB>100G/SQM PRINTED	1807	1807	30190	30190
520859 OTH COT WOV FAB 200G/SQM PRINT	5501	5501	97	97
520911 WOV FAB COT WT>200G/SQM UNBLAC			922	922
520929 OTH COT WOV FAB BLE W>200G/SQM	72	72	8562	8562
520939 OTH COT WOV FAB DYED>200G/SQM	8204	8204	3968	3968
520942 COTTON WOV FAB DENIM>200G/SQM	17046	17046	49322	49322
520949 OTH WOV FAB CONT 85% COT/YARN	211	211	1851	1851
520959 OTH WOV FAB PRINTED>200G/SQM	955	955	34	34
521011 COT W-FAB MIX MMF W200G/SQMUNB			212	212
521049 OTH W-FAB COT MX-MMF W200G/SQM	874	874		
521059 OTH W-FAB COT,MMF W 200G PRINT	408	408	13317	13317
521119 OTH W-FABCOT,MF W>200G/SQM UNB	13993	13993	3423	3423
521131 WW-FAB COT,MMF W>200G/SQM DYED	25	25		
521139 OTH W-FAB COT,MMF W>200G DYED	3821	3821	1409	1409
521142 W-FAB COT DENM,MX MFW>200G/SQM	15592	15592	749	749
521149 OTH W-FB COT CLO YRN MMF>200G			511	511
521159 OTH W-FAB COT,MF,W>200G/SQM PR	30539	30539	1155	1155
521212 OTH COT W-FAB BLECH W 200G/SQM			240	240
521213 OTH COT W-FAB DYED W 200G/SQM	30	30	330	330
521223 OTH COT WOV FAB DYED>200G/SQM	3682	3682		
540600 M-MADE FILAMENT YARN RETAIL-SL			40	40
540710 WOV FAB HI-TENACI YRN NYLON PO	34779	34779	2481	2481
540720 WOV FAB OBTAIN FROM STRIP,LIKE	29134	29134	21318	21318
540741 FAB 85% OR MORE NYLON FILMENT	3315	3315	3993	3993
540742 OTH FAB 85% OR MORE DYED	230050	230050	147568	147568
540743 OTH W.FAB NYL FLAMT WT>85% DYE	273	273		
540744 OTH W.FAB FILA DIF COL NYL>85%	14643	14643	5016	5016
540751 OTH W.FAB TEXTURED POLY U-BLEA	182111	182111	231352	231352
540752 OTH W.FAB TEXTUR POLY DYED 85%	726410	726410	312335	312335
540753 OTH W.FAB DIF COL TEXTUR POLYS			16	16
540754 OTH FAB TEXT POLY FIL PRINTED	27528	27528	31508	31508
540761 OTH FAB,NON-TEXT POLY FILAMENT	75061	75061	41517	41517
540769 OTH FAB POLY FIL TEXTILE MAT	34130	34130	24213	24213
540771 OTH WOV FAB SYNTH FIL BL/UN-BL	9505	9505	469	469
540772 OTH WOV FAB SYNTH FIL DYED 85%			368	368
540773 OTH W.FAB DIF COL SYN FILA PRI			2193	2193
540782 OTH WOV FAB MIXED COTTON DYED	251	251	3444	3444
540784 OTH FAB SYN TEX SQM MATERUAK	23143	23143	4051	4051
540792 OTH WOV FAB SYN F/L NS DYED	2981	2981		
540794 OTH WOV FAB SYN FIL NES PRINT	19498	19498	6672	6672
540821 OTH WOV FAB ART. FIL BL/UN-BL	14400	14400	149	149
540822 OTH WOV FAB ART. FIL DYED			179	179
540824 OTH WOV FAB ART. FIL PRINTED	5429	5429		
540831 OTH WOV FAB ART. FIL BL/UN-BL	186	186		
551219 OTH WOV FAB OF SYN STAPLE FIB	33723	33723	2325	2325
551229 O/W-FEB ACR STA FIB>85%WT ACRY	595	595	684	684
551299 FAB WOV SYN FIB>85%BY WT SYNTH			290	290
551321 W-FAB SYN STA FIB MX COT DYED	1221	1221		
551323 POLYS,COT,STAP FIB<170G DYED	1211	1211		
551329 OTH FAB SYN STAP FINRE DYED			26	26
551331 WOV FAB SYN STAP FIB COLOUR YR	3540	3540	3651	3651
551349 O/W-FAB SYN STAP FIB MIX COTON	1998	1998		
551421 W-F POLY STAP FIB<85% DYED	1460	1460		
551422 W-F POLY STAP FIB 3/4THRD DYED	896	896	5	5
551429 OTH FAB<85% MIX COT SYN FIB			20	20
551441 W-F SYN FIB<85% MIX COT PRINT	950	950	267	267

Contd.

10.11 Imports by Economic Categories (Detail)

(In Thousand Rupees)				
Items	July, 2016	From July, 2016	July, 2015	From July, 2015
551449 O/W-FAB SYN MIX COT>170G PRINT	661	661		
551511 O/W.FAB POLYS FIB MX VISCO RAY	25734	25734	7586	7586
551513 O/W FAB POLY FIB MIX WOL/F-HAI	34911	34911	1317	1317
551529 O/W FAB ARCYLIC FIB MIX OT/FIB	8215	8215	917	917
551599 O/W FAB SYN MIX OTH FIBRE N.S	187	187	56	56
551611 W-FAB ARTI FIB 85%>BL/UN-BLEA	1030	1030	1406	1406
551612 W-FAB ARTI >85% BY WEIGH,DEYED	241825	241825	441324	441324
551614 W-FAB ARTI FIB>85% WT PRINTED	595353	595353	63131	63131
551621 W-FAB ART FIB<85%WT MM.FILAM	39	39		
551622 W-FAB ART FIB<85% WT MM-F DYED	1728	1728		
551624 W-FAB ART FIB<85%WT MM-F PRINT			20	20
551632 W-FAB ART FIB<85%WT,WOL/HAI DY	84	84	4216	4216
551644 W-FAB ART FIB<85% WT MIC PRINT	1169	1169	1031	1031
551692 W-FAB ART FIB<85%WT MIX O/F DY	6632	6632		
560130 TEXTILE FLOCK,DUST & MILL NEPS	737	737	932	932
560210 NEEDLELOOM FELT STICH-BOND FIB	19051	19051	7924	7924
560221 FELTS OF WOOL/HAIR,NOT COATED	30	30		
560229 FELTS OTH TEXT MATE, NOT COATD			2	2
560500 METALLISED YARN,TEXTILE YARN	318586	318586	211727	211727
560900 ARTICLES OF YARN,STRIP ROPE	1435	1435	76	76
570110 CARPT/OTH TEX FLOR COVER KNOTD	16012	16012	37673	37673
570190 CARPETS,KNOT OF OTH TEX MATERL	282	282	65	65
570210 KECEM,SCHUMACKS,KARAMAE.ETC.			1303	1303
570232 CARPET F/COV.P/LONS NOT TEXMAT	133	133	271	271
570239 CARPETS ECT.AOT.MADE O/TEX MAT			3	3
570241 CARPET ETC.P/CONS.WOOL WOV.M/M	489	489	7	7
570242 CARPETS OTH.P/CONS.M/M/TEXT.	32124	32124	31572	31572
570249 CARPETS ETC.MADE OTH.TEX MATEL	107	107		
570299 OTH CARPETS ETC.MADE O/TEX/MAT	12	12	6	6
570310 CARPET ETC WOOL/FINE ANIM HAIR	182	182		
570320 CARPETS/TUFTED OF NYLON/POLYA	9361	9361	4311	4311
570330 CARPETS ETC.TUFT MAN/M TEX MAT	39220	39220	46573	46573
570390 CARPET/TUFT CARS/VEH O-TEX MAT	4	4	51	51
570490 OTH CARPETS ETC.FELT N/TUFTED	42084	42084	49495	49495
570500 OTH CARPETS&OTH FLOOR COVERING	708	708	5	5
580121 UNCUT WEFT PILE FAB.OF COTTON.	370	370		
580122 CUT CORDUROY, OF COTTON	448	448	10337	10337
580123 OTH WEFT PILE FAB.OF COTTON.			27	27
580126 CHENILLE FABRICS, OF COTTON	310	310	1972	1972
580127 WARP PILE FABRICS OF COTTON			2271	2271
580132 CUT CORDUROY, MAN-MADE FIBRES.	336	336		
580133 OTH WEFT PILE FAB.M/MADE FIBRE	2594	2594		
580136 CHENILLE FAB. MAN-MADE FIBRES.	648	648	137	137
580190 OTH PILE&CHENILLE FAB.TEX.MAT	33098	33098	12559	12559
580219 OTH TERRY TOWEL/FABRICS,OF COT	450	450	321	321
580220 TERRY TOWEL/FABRICS, TEX.MAT			52	52
580410 TULLES AND OTHER NET FABRICS	1098	1098	305	305
580421 LACE MACHINE MADE,M-MADE FIBRE	1090	1090	6938	6938
580429 OTH,LACE MACHINE MADE,OTH MAT.	41529	41529	24834	24834
580430 LACE HAND MADE	243	243	101	101
580610 WOV.PILE FAB.& CHENILLE FABRIC	7	7		
580620 OTH WOV. FAB. ELASTOMERIC YARN	2401	2401	7432	7432
580631 OTH NARROW WOV FAB, OF COTTON.			104	104
580632 OTH NARROW WOV FAB,M/MADE FIB.	37848	37848	31732	31732
580639 OTH,NARROW WOV.FAB,TEX.MAT	6147	6147	2996	2996
580710 LABEL,BADGES ETC.TEXTMAT,N/EMB	55579	55579	86153	86153
580790 OTH,LABELS,BADGES&ART.TEX/MAT	18313	18313	29945	29945

Contd.

10.11 Imports by Economic Categories (Detail)

(In Thousand Rupees)				
Items	July, 2016	From July, 2016	July, 2015	From July, 2015
580810 BRAIDS IN THE PIECE			711	711
580890 OTH,ORNAMENTAL TRIM,TASSEL ETC	988	988	3845	3845
581091 OTHER EMBROIDERY,OF COTTON	4	4		
590190 OTH TRACING CLOTH,BUCKRAM ETC.	69860	69860	52341	52341
590210 TYRE CORD FAB HIT.YARN NYLPLMD	180377	180377	123975	123975
590220 TYRE CORD FAB H/T YARN POLYSTR	14156	14156	16464	16464
590390 OTH,TEX FAB IMP,LAM, PLASTIC.	199798	199798	130886	130886
590900 TEX HOUSE PIPING/TEX TUBING.	14	14	9713	9713
591190 OTH, TEX PRODUCTS/ ARTICLES,	21375	21375	26896	26896
600110 LONG PILE, FABRICS	2443	2443		
600122 LOOPED PILE FAB,MAN-MADE FIBRE	8478	8478	7	7
600129 LOOPED PILE FAB,OTH TEX MAT.	21881	21881	22412	22412
600192 OTH PILE FAB,KNIT/CROCH,M-MADE	497377	497377	590591	590591
600199 OTH PILE FAB,KNIT/CROCH,O/TXTM	13327	13327	3233	3233
600240 KNIT CROCH FAB<30CM,ELASTOME5%			7083	7083
600290 OTH,KNIT/CROC FAB<30CM,ELAST5%	4010	4010	32890	32890
600410 KNIT/CRO FAB WD>30CM ELASTYR5%	1403	1403	4060	4060
600490 OTH KNIT/CRO FAB WD>30CM ELAST	3153	3153	15982	15982
600521 WRAP KNIT FAB OF COT UNBL/BLEA	45	45		
600522 WRAP KNIT FAB OF COTTON DYED	1109	1109		
600524 WRAP KNIT FAB PRINTED	7348	7348		
600531 WRAP KNIT FAB SYN.FIB UNBL/BLE	4039	4039	34807	34807
600532 WRAP KNIT FAB SYN.FIBRE DYED	235778	235778	134524	134524
600533 WRAP KNIT FAB SYN.FIB DIF COLO	663	663		
600534 WRAP KNIT FAB SYN.FIB PRINTED	15384	15384	4477	4477
600542 WRAP KNIT FAB ART FIB DYED	2035	2035	564	564
600544 WRAP KNIT FAB PRINTED	454	454		
600590 WRAP KNIT FAB O/TH H-6001-6004	2644	2644	7714	7714
600622 OTH KNIT/CRO FAB COTTON DYED	237	237		
600631 OTH KNIT/CRO FAB SYN.FIB UNB/B	3420	3420	358	358
600632 OTH KNIT/CRO FAB SYN.FIB DYED	230676	230676	85698	85698
600633 OTH KNIT/CRO FAB SYN.FIB COLOR	648	648		
600634 OTH KNIT/CRO FAB SYN.FIB PRINT			299	299
600690 OTH KNITTED CROACHED FABRICS	4945	4945	20388	20388
610120 MEN/BOYS OVERCOAT/SIM ARTICLE	49	49		
610130 MEN/BOYS WIND JACKET/SIM ART.	167	167		
610190 OVERCOAT ETC.MEN OTH TEX KNIT.	2822	2822	4725	4725
610220 APPAREL/CLOTH ACCES,OF COTTON,	33	33		
610230 APPAREL/CLOTH ACCES,M-MADE FIB	3617	3617		
610290 APPAREL/CLOTH OF TEX MATEL,	1273	1273	275	275
610310 SUITS MEN'S/ BOYS KNITTED/CROC	9866	9866	435	435
610322 MEN/BOYS,ENSEMBLE,COTTON,KN/CR	177	177		
610329 MEN/BOYS,ENSEMBLE OTH TEX MAT,	742	742	242	242
610332 JACKET/BLAZER MEN/BOY COT/KNIT	477	477	86	86
610333 JACKET/BLAZER MEN/BOYS SYN FIB	291	291		
610339 JACKET/BLAZER MEN/BOYS OTH TEX	65010	65010	5	5
610342 TROUSERS,ETC.MEN/BOYS COT/KNIT	1979	1979	86	86
610343 TROUSERS, ETC.MEN/BOYS SYN FIB	1561	1561		
610349 TROUSERS,ETC.MEN/BOYS TEX MAT	6980	6980	2571	2571
610419 WOMEN/GIRLS,SUITS OTH TEX MAT	2415	2415		
610422 WOMEN/GIRLS,ENSUMBLE,COTT/KNIT	54	54		
610432 JACKET/BLAZER W/GIRL COT KN/CR			57	57
610433 JACKE/BLAZER W/GIRL SYN KN/CR	2234	2234		
610439 JACKE/BLAZ W/GIRL OTH TEX K/CR	1121	1121	2517	2517
610442 DRESSES W/GIRL COTTON KNIT/CRO	2373	2373		
610443 DRESSES W/GIRL SYN FIB KNIT/CR			76	76
610449 DRES W/GIRL OTH TEX MAT KNT/CR	3	3		

Contd.

10.11 Imports by Economic Categories (Detail)

(In Thousand Rupees)				
Items	July, 2016	From July, 2016	July, 2015	From July, 2015
610452			10	10
610453			23	23
610459	32	32	120	120
610462	1372	1372	68	68
610463	825	825	24	24
610469	41	41	202	202
610510	1311	1311	4280	4280
610520	47	47	2792	2792
610590	19050	19050	10747	10747
610610	2768	2768	1114	1114
610620	2489	2489		
610690	930	930	1601	1601
610711	1826	1826	1138	1138
610719	215	215	67	67
610721	439	439		
610729	21	21	5	5
610799	165	165	1029	1029
610821	49	49		
610829	45	45	493	493
610831	305	305	3	3
610839	509	509	28	28
610891	1	1	23	23
610892			58	58
610899	53	53	429	429
610910	4963	4963	18938	18938
610990	5248	5248	10056	10056
611011	892	892	255	255
611019	1992	1992	809	809
611020	7551	7551	272	272
611030	4321	4321	6616	6616
611090	19717	19717	10298	10298
611120	2326	2326	110	110
611130	7847	7847	839	839
611190	34877	34877	39666	39666
611212	4	4		
611219	516	516	378	378
611239	12	12		
611241	9	9		
611249	14	14		
611420	428	428	316	316
611430	18	18		
611490	4308	4308	5888	5888
611510	28526	28526	7657	7657
611521	359	359	339	339
611529	9119	9119	813	813
611530	14024	14024	1515	1515
611595	1444	1444	353	353
611596			411	411
611599	919	919	417	417
611610	487	487	17	17
611692	43	43	12	12
611693	1492	1492	102	102
611699	313	313	344	344
611710	27176	27176	11159	11159
611780	125	125	97	97
611790	48	48	624	624
620112			15	15

Contd.

10.11 Imports by Economic Categories (Detail)

(In Thousand Rupees)				
Items	July, 2016	From July, 2016	July, 2015	From July, 2015
620119 OVERCOAT SIM ART OTH TEX MATER	4530	4530	76	76
620191 OTH OUTER GARMENT WOOL MEN/BOY			438	438
620199 OTH OUTER GAR OTH TEX MAT M/BY	80	80	162	162
620212 OVERCOAT ETC W/GRL COT N/KNIT	213	213	47	47
620213 OVERCOAT ETC W/GRL M/MAD N/KNIT	17	17		
620219 OVERCOAT ETC W/GRL O/TEX N/KNIT	341	341	214	214
620291 SKI/JACKET W/GRL WOOL NOT KNIT	14	14		
620293 SKI/JACKET W/GRL M/MADE N/KNIT	59	59		
620299 SKI/JACKET W/GRL TEX MAT N/KNIT	196	196	232	232
620312 SUIT MEN/BOYS SYN FIB NOT KNIT	21	21		
620319 SUIT MEN/BOYS TEX MAT NOT KNIT	4212	4212	2245	2245
620322 ENSEMBLE MEN/BOY COT NOT KNIT	1374	1374	14	14
620323 ENSEMBLE MEN/BOY SYN FIB N/KNIT	74	74		
620329 ENSEMBLE MEN/BOY OTH TEX N/KNIT	1004	1004	1543	1543
620332 JACKET ETC MEN/BOY COT N/KNIT	418	418	1043	1043
620333 JACKET ETC MEN/BOY SYN FIB N/K	576	576	457	457
620339 JACKET ETC MEN/BOY OTH TEX N/K	29246	29246	43343	43343
620341 TROUSER, BIB, BRES ETC WOL M/BOY	808	808	270	270
620342 OTH TROU BIB M/BOY COTT N/KNIT	15209	15209	8311	8311
620343 OTH TROU BIB M/BOY SYN N/KNIT	16	16	525	525
620349 OTH TROU BIB M/BOY TEXT N/KNIT	7692	7692	19424	19424
620411 SUIT WOMEN/GRL OF WOOL N/KNIT	16	16		
620412 SUIT WOMEN/GRL OF COT N/KNIT	59	59		
620419 SUIT WOMEN/GRL OF TEX MAT N/K	65	65	1961	1961
620423 ENSEMBLE WOMEN OF SYN FIB N/K			54	54
620429 ENSEMBLE WOMEN OF TEX FIB N/K	23	23	918	918
620432 JACKET W/GRL OF COT N/KNIT	700	700		
620433 JACKET W/GRL OF SYN FIB N/KNIT	177	177	10	10
620439 JACKET W/GRL OF TEX MAT N/KNIT			96	96
620442 DRESSES W/GRL COTTON NOT KNIT	3252	3252	4551	4551
620443 DRESSES W/GRL SYN FIB NOT KNIT	232	232	10	10
620444 DRESSES W/GRL ART FIB NOT KNIT	5411	5411	2199	2199
620449 DRESSES W/GRL TEX FIB NOT KNIT	264	264	55	55
620452 SKIRTS W/GRL COTTON NOT KNIT	120	120	65	65
620459 SKIRTS W/GRL TEX FIB NOT/KN/CR	17	17		
620462 TROUSER W/GRL COTTON NOT KNIT	3122	3122	543	543
620463 TROUSER W/GRL SYN FIB NOT KNIT			433	433
620469 TROUSER W/GRL TEX MAT NOT KNIT	20096	20096	950	950
620520 SHIRTS MEN/BOYS OF COT N/KNIT	7131	7131	5631	5631
620530 SHIRTS MEN/BOYS OF M/MAD N/KNIT	4	4		
620590 SHIRTS MEN/BOYS OF TEX MAT N/K	2747	2747	3441	3441
620610 BLOUSES W/GRL SILK NOT KNITTED	656	656		
620630 BLOUSES W/GRL COT NOT KNITTED	104	104	127	127
620640 BLOUSES W/GRL M/MADE NOT KNIT	151	151	114	114
620690 BLOUSES W/GRL TEX MAT NOT KNIT	294	294	256	256
620711 UNEDERPANT ETC MEN/BOY COTTON	43	43	107	107
620719 UNDERPANTS ETC MEN TEX MAT NK			18	18
620721 NIGHTSHIRT/PYJAMA MEN COT N/K			28	28
620722 NIGHTSHIRT/PYJAMA MEN M/MAD NK			43	43
620729 NIGHTSHIRT/PYJAMA MEN T/MAT NK	178	178	1616	1616
620799 BATHROB ETC MEN TEX MAT N/KNIT	62	62	68	68
620819 SLIPS/PETTICOAT W/GRL T/MAT NK	572	572	137	137
620822 NIGHTDRESS/PYJAMA WOMEN M/M NK	12	12	7	7
620829 NIGHTDRESS/PYJAMA WOMEN T/M NK	2121	2121	677	677
620891 BATHROB ETC W/GRL COTTON N/NK	67	67	349	349
620892 BATHROB ETC W/GRL M/MAD FIB NK			162	162
620899 BATHROB ETC W/GRL TEX MAT N/NK	66	66	557	557

Contd.

10.11 Imports by Economic Categories (Detail)

(In Thousand Rupees)				
Items	July, 2016	From July, 2016	July, 2015	From July, 2015
620920 BABIES GARMENT ETC COT N/KNIT			70	70
620930 BABIE GAR&CLOTH SYN FIB N/KNIT	288	288		
620990 BABIE GAR&CLOTH TEX MAT N/KNIT	2787	2787	19696	19696
621010 GAR MADE UP FAB H-56.02/56.03	326	326	723	723
621020 OTH GAR MEN/BOY H-6201-11,19			155	155
621040 OTH MEN/BOYS MADE UP FAB			450	450
621050 OTH MEN WOMEN/GIRL FAB N/KNIT			1433	1433
621111 SWIMWEAR MEN/BOYS NOT KNITTED			47	47
621112 SWIMWEAR WOM/GIRL NOT KNITTED	46	46		
621132 OTH GAR MEN/BOYS OF COTTON	1022	1022	622	622
621133 OTH GAR MEN/BOYS OF M/MADE FIB	1309	1309		
621139 OTH GAR MEN/BOYS OF TEX MATERI	17	17	293	293
621142 OTH GAR WOM/GIRL OF COTTON			210	210
621143 OTH GAR WOM/GIRL OF M/MADE FIB	22	22	17	17
621149 OTH GAR WOM/GIRL OF TEX MATERI	9675	9675	363	363
621210 BRASSIERES	20594	20594	42515	42515
621220 GIRDLES AND PANTY-GIRDLES	1828	1828	1158	1158
621290 BRACES,SUSPENDERS,GARTER&PARTS	14364	14364	12715	12715
621320 HANDKERCHIEFS OF COTTON	921	921	2651	2651
621390 HANDKERCHIEFS OF OTH TEX MAT	4813	4813	4063	4063
621430 SHAWL,SCARVE ETC&LIKE SYN FIB	3060	3060	1198	1198
621490 SHAWLS OF OTH TEX MATERIALS	27931	27931	12431	12431
621510 TIES,BOW TIES&CRAVATS OF SILK	811	811	114	114
621520 TIES,BOW TIES&CRAVATS M/M FIB	214	214	12	12
621590 TIES,BOW TIES&CRAVATS TEX MAT	1016	1016	3262	3262
621600 GLOVES, MITTENS AND MITTS.	5987	5987	999	999
621710 MADE UP CLOTHING ACCESSORIES	3574	3574	8291	8291
630110 ELECTRIC BLANKETS	9	9	12	12
630120 BLANKET/TRAVEL RUGS OF WOOL/H	95	95	14	14
630130 BLANKET/TRAVEL RUGS OF COTTON	44	44	31	31
630140 BLANKET/TRAVEL RUGS OF SYN FIB	200420	200420	244416	244416
630190 BLANKET/TRAVEL RUGS OF TEX MAT	5737	5737	991	991
630210 BED LINEN,KNITTED/CROCHETED	11072	11072	9506	9506
630221 OTH BED LINEN,PRINTED,N/KNIT	6330	6330		
630222 OTH BED LINEN,PRINTED M/MADE	5339	5339		
630229 OTH BED LINEN,PRINTED MILL-MAD	131	131	31	31
630231 OTH BED LINEN COTTON N/KNIT/CR			55	55
630232 OTH BED LINEN OF MAN-MADE FIB			298	298
630239 BED LINEN OTH TEX MAT NOT KNIT	51266	51266	21814	21814
630251 TABLE LINEN OF COTTON KNITTED	20	20	4	4
630259 TABLE LINEN OF OTH TEX MATERIA			14	14
630260 TOILET & KITCHEN LINEN COTTON	465	465	568	568
630291 OTH TOILET/KITCHEN LINEN COTTN			13	13
630293 TOILET/KITCHEN LINEN M/MAD FIB			317	317
630299 TOILET/KITCHEN LINEN TEX MAT	132	132	117	117
630312 CURTAINS/BLINDS/VALANCE SYN FIB			16	16
630319 CURTAINS/BLINDS/VALANCE TEXMAT	149	149		
630391 OTH CURTAN,BLIND,VALANC OF COT	170	170	8	8
630392 OTH CURTAINS/VALANCE OF SYN FIB	2025	2025	19730	19730
630399 OTH CURTAINS/VALANCE OF TEXMAT	356	356	1217	1217
630419 BED-SPREADS, OTHERS	46	46	2481	2481
630491 OTH FURNISHING ARTICLES KNITED	420	420	231	231
630492 OTH FURNISHING ARTICLE COT KNT	45	45		
630493 OTH FURNISHING ARTICLE SYN FIB	21	21	70	70
630510 SACK/BAGS OF JUTE OTH TEX FIB	17765	17765	30507	30507
630520 SACKS AND BAGS OF COTTON	65	65		
630532 SACK/BAGS MAN-MADE TEX MATERIL	3006	3006	9693	9693

Contd.

10.11 Imports by Economic Categories (Detail)

(In Thousand Rupees)				
Items	July, 2016	From July, 2016	July, 2015	From July, 2015
630533 SACK/BAGS OF POLYETHYLENE/PROP	12611	12611	9874	9874
630539 OTH SACK/BAGS MAN-MADE TEX MAT	19686	19686	33876	33876
630590 SACKS/BAGS OTH TEX MATERIAL	1095	1095	274	274
630612 TARPAULINS,AWNINGS ETC SYN FIB	32874	32874	27431	27431
630619 TARPAULINS,AWNINGS OF TEX MAT			1183	1183
630622 TENTS OF SYNTHETIC FIBRES	110	110	5578	5578
630629 TENTS OF OTH TEX MATERIAL	3124	3124	959	959
630630 SAILS OF OTH TEXTILE MATERIAL	285	285		
630690 OTH CAMPING GOODS OTH TEX NAT	29	29	22	22
630710 FLOOR/DISH/CLEANING CLOTH ETC	1843	1843	3715	3715
630720 LIFE-JACKETS AND LIFE-BELTS	4507	4507	2533	2533
630790 OTH MADE UP ARTICLE DRESS PTN	41322	41322	41968	41968
631090 USED&NEW RAGS,SCRAP ETC TEXMAT	2055	2055	8097	8097
640110 FOOTWEAR INCORPORATPROTE M-TOE			3	3
640199 OTH FOOTWEAR NES UPPER NOT FXD	129	129	547	547
640219 OTH SPORTS F-WEAR SOLES RUB/PL	7459	7459	28488	28488
640220 F-WEAR WITH UPPER STRAP ASSEMB	3302	3302	1555	1555
640291 F/WEAR COV ANKLE SOLE/UPPERS			240	240
640299 OTH F/WEAR SOLE/UPPER RUB/PLAS	45412	45412	12841	12841
640319 OTHER; SPORTS FOOTWEAR	32580	32580	37326	37326
640320 FOOTWEAR OUTER SOLE OF LEATHER	9888	9888	13992	13992
640340 OTH FOOTWEAR WITH METLTOE CAP	6379	6379	2474	2474
640359 OTH FOOTWEAR OUTERSOLE LEATHE	461	461		
640391 OTH F-WEAR OUTERSOLE COMP LEA	956	956	5508	5508
640399 OTH F-WEAR O/S RUB, PLAS, LEA	34958	34958	68347	68347
640411 SPORTS FOOTWAR SHOES RUB/PLAS	14170	14170	16637	16637
640419 OTH FOOTWEAR OUTER SOLE RUB/PL	197855	197855	172866	172866
640420 FOOTWEAR OUTERSOLE COMP LEATHR	972	972	621	621
640510 FOOTWEAR UPPER/COMP LEATHER	90230	90230	117389	117389
640520 FOOTWEARS UPPER TEX MATERIAL	4485	4485	336	336
650400 HATS&OTH HEADGEAR PLAITED	263	263	6	6
650500 OTH HATS AND HEADGEAR KNITTED	2980	2980	1917	1917
650610 SAFETY HEADGEAR	17826	17826	27321	27321
650691 OTH HEADGEAR RUBBER/PLASTICS			736	736
650699 OTH HEADGEAR OF OTH MATIRIALS	6365	6365	1693	1693
650700 HEADBAND LINING COVERHAT FOUN	853	853	978	978
660110 GARDEN OR SIMILAR UMBRELLAS	1420	1420	3840	3840
660199 OTH UMBRELA/SUN UMBRELLAS	4040	4040	5622	5622
660200 WALKING STICKS SEAT STICKS	1853	1853	579	579
660320 UMBRELLA FRAMES INCL F/MOUNTED	16	16		
660390 OTH PATS/FITTING UMBRELLAS	32	32	71	71
670210 ARTICLE MADE ARTIFICIAL FLOWER	4487	4487	10835	10835
670290 ARTIFICIAL FLOWER,FOLIAG O/MAT	31528	31528	28435	28435
670411 COMPLETE WIG OF SYN.TEXT MAT.			350	350
670419 OTH BEARD, EYE BROW SYN.TEX MA	3202	3202	150	150
670420 WIGS,BEARDS OF HUMAN HAIR			58	58
691090 OTH CERAMIC SINKS WASHBASIN PE	36	36	396	396
691110 TABLEWARE & KITCHENWARE	101647	101647	135402	135402
691190 OTH HOUSEHOLD ARTICLES OF PORN	17775	17775	17366	17366
691200 CERAMIC TABLEWEAR KITCHENWEAR	17656	17656	23654	23654
691310 STATUT ORNAMENT PORCELAIN CHI	1437	1437	535	535
700992 FRAMED GLASS MIRRORS	5807	5807	9085	9085
701010 AMPOULES	3406	3406	15415	15415
701020 STOPPERS,LIDS AND OTH CLOSURES	3367	3367	1569	1569
701190 OTHER, GLASS ENVELOPES	1229	1229	139	139
701310 INDOOR D?COR OF GLASS CERAMICS	3549	3549	9019	9019
701328 OTH STEMWARE DRINKING GLASS	1640	1640	1699	1699

Contd.

10.11 Imports by Economic Categories (Detail)

(In Thousand Rupees)				
Items	July, 2016	From July, 2016	July, 2015	From July, 2015
701333 O-DRINKING GLASS LEAD CRYSTAL			23	23
701337 OTH DRINKING GLASS O/T GL-CEMI	8123	8123	10094	10094
701342 G-WARE LINEAR C-EXPENSION-5x10	87	87		
701349 O-GL-WARE L-C-EX=5x10 T,0-300C	156144	156144	105902	105902
701391 OTH GLASS-WARE OF LEAD CRYSTAL	54	54		
701590 OTH CLOCK/WATCH/NON-CORRETVE			82	82
701690 OTH PAVING BLOCKS/SLABS/BRICKS	1278	1278	750	750
701710 LAB HYG/PHAR GL-WARE W/N GRADU	2542	2542	1835	1835
701720 LAB HYG/PHAR GLASSWARE L/C=10K	528	528	318	318
701790 OTH LAB GLASSWARE ETC N.S.	12204	12204	4728	4728
701810 GLASS BEADS, S/PERAL/PRE-STON	67827	67827	53096	53096
701820 GLASS MICROSPHERRES=1MM DIA	10637	10637	17520	17520
701939 OTH WEBS,MATTRESSES,BOARD ETC	80172	80172	72878	72878
701940 WOVEN FABRICS OF ROVINGS	1428	1428		
701951 OTH WOVEN FABRICS WIDTH=30 CM			124	124
701952 OTH WOV FAB WID<30CM WT<250G/M	3	3		
701990 OTH ARTICLES OF GLASS FIBRES.	27316	27316	28642	28642
711299 OTH WASTE/SCRAP PRECIOUS METAL	870	870	4953	4953
711311 ARTICLE OF JEWELLERY OF SILVER			9	9
711319 ART OF JEWEL OF OTH PRE METAL	277	277	97	97
711320 ART(JEWELRY)BASE MTL-CLD P-MTL	8	8	3	3
711590 OTH ART PREMET/MET CLAD P/MTL	6080	6080	4887	4887
711610 ART NATURAL/CULTURED PEARLS			3	3
711620 ART PRECIOUS/SEMI-PRE STONES			16	16
711711 CUFF-LINKS/STUDS-BASE METAL	480	480	1203	1203
711719 OTH IMITATION JEWELLERY B/METL	104850	104850	100867	100867
711790 OTH IMITATION JEWEL B/METL,N.S	9621	9621	33194	33194
731829 OTH COACH SCREW,BOLTS,NUT I/S	8477	8477	15410	15410
731940 SAFETY PINS & OTHER PINS	4598	4598	3357	3357
732090 OTHER,SPRING OF IRON AND STEEL	21535	21535	12482	12482
732111 COOKING APPLI&PLATE WARMER GAS	36514	36514	24133	24133
732112 COOK APPLI/PLAT WARMER LIQ FUL	43	43		
732119 O-COKING APPLI INCL SOLID FUEL	10414	10414	3909	3909
732181 OTH APPLI FOR GAS & OTH FUELS	739	739		
732189 OTH APPL INCL APPLI SOLID FUEL	21	21	223	223
732290 OTH AIR HEATER&HOT AIR DUSTRBU	34361	34361	1679	1679
732310 IRON/STEEL WOOL,POT SCROEL ETC	10526	10526	13225	13225
732391 OTH BUCKETS OF CAST IRON ENAMA			158	158
732392 OTH H-HOLD ART CASTIRON ENAMA	59	59	82	82
732393 OTH DOMESTIC UTEMSILS STA-STEL	4388	4388	6224	6224
732394 OTH DOMESTIC UTENSIL IRON/STEL	16006	16006	11341	11341
732399 OTH H-HOLD ARTCL, PART THEREOF	38257	38257	61293	61293
732410 SINK&WASH BASIN STAINLESS STEL	6188	6188	3142	3142
732421 BATH TUBS CASTIRON W/N ENAMEL	1196	1196	570	570
732429 OTH BATH,SINK,W-BASIN ENA IRON	11709	11709	9541	9541
741539 OTH THREAD ARTICLES OF COPPER	2186	2186	3732	3732
741810 TABLE,KITCH/OTH HOUSEHOLD ARTI			557	557
741820 OTH SANITARY WARE,PARTS COPPER	77	77	1233	1233
741991 CAST,MOULDED,STAM,FORGED,COPPE			310	310
750720 TUBE OR PIPE FITTING NICKEL	782	782		
761490 OTH STRAN WIR,ROP,CABL,PL ALUM	53	53	1279	1279
761510 TABLE,KITCH,POT POLISHPAD ALUM	7885	7885	3961	3961
761520 SANITARY WARE&PATS OFALUMINIU			111	111
761610 NAILS,BOLT,NUT,SCREW ETC ALUMI	136	136	316	316
761691 CLOTH,GRIL,FENCING OF ALUM WIR			1804	1804
790500 ZINC PLAT SHEET, STRIP & FOIL	34	34		
800300 TIN BAR, ROD, PROFILE AND WIRE	55	55	461	461

Contd.

10.11 Imports by Economic Categories (Detail)

(In Thousand Rupees)				
Items	July, 2016	From July, 2016	July, 2015	From July, 2015
820900 PLATE STICK,TIPS TOOL CERMET	5517	5517	5337	5337
821000 HAND-OPERATE MECHANICAL APPL	7669	7669	1310	1310
821110 SETS OF ASSORTED ARTICLES	5	5	26	26
821191 TABLE KNIVES HAVING FIX BLADE.	1393	1393	789	789
821192 OTH KNIVES HAVE FIXED BLADES.	2741	2741	2199	2199
821193 KNIVE OTH THAN FIXE BLADES.	458	458	80	80
821194 BLADES	111	111	1224	1224
821195 HANDLES OF BASE METAL	118	118		
821210 RAZORS	35051	35051	67026	67026
821220 SAFETY RAZOR BLADES,	8993	8993	45184	45184
821290 OTHER PARTS	1344	1344	2195	2195
821300 SCISSORS,TAILORS,SHEARS BLADE	3606	3606	2864	2864
821410 PAPER KNIVES,LETTER OPENER,ETC	8406	8406	6972	6972
821420 MANICURE OR PEDICURE SETS.	4581	4581	3122	3122
821490 OTH ARTICLES OF CUTLERY .	3945	3945	4599	4599
821510 SET OF ASORTED ARTICLE-PRECMTL	29	29	251	251
821520 OTH SETS OF ASSORTED ARTICLE.	1479	1479	802	802
821591 OTH ARTICLE,NOT INSETS,PLATED	17	17		
821599 OTHER ARTICLES	6417	6417	4957	4957
830110 PADLOCKS	103506	103506	56354	56354
830120 LOCKS FOR MOTOR VEHICLES.	3243	3243	4144	4144
830130 LOCKS FOR FURNITURE	40740	40740	43455	43455
830140 OTHER LOCKS	60590	60590	57547	57547
830150 CLASPS AND FRAMES WITH CLASPS.	463	463	21	21
830160 PARTS OF LOCKS	5927	5927	2704	2704
830170 KEYS PRESENTED SEPARATELY	962	962	2191	2191
830210 HINGES	33447	33447	29282	29282
830220 CASTORS	33334	33334	10164	10164
830230 OTH MOUNTING,FITING MOT-VEHICL	347	347	127	127
830241 OTH MOUNTING,FITING BUILDING	896	896	334	334
830242 OTH MOUNTING,FITING FURNITURES	55171	55171	58784	58784
830249 OTH FITINGS OF BASE METAL N.S.	29438	29438	18505	18505
830250 HAT-RACKS,HAT-PEGS,BRACKET&FIX	569	569	4136	4136
830300 ARMOURED/REINFORCED SAF B-MTL.	1224	1224	743	743
830400 FILING CARD-INDEX CABINET/TRAY	4950	4950	514	514
830510 FITTING FOR LOOSE-LEAF BINDERS	478	478	216	216
830520 STAPLES IN STRIPS	9365	9365	12668	12668
830590 OTH, INCLUDING PARTS	6513	6513	3886	3886
830610 BELLS,GONGS ETC.ELECTRIC METAL	898	898	369	369
830621 STATUETT OTH ORNAMENT BASE MTL	7	7		
830629 OTH STATUETT OTH ORNAMENT	1028	1028	2255	2255
830630 PHOTOGRAPH,PICTURE FRAME MIRROR	173	173	1073	1073
830710 FLEXIBLE TUBING OF IRON/STEEL	21268	21268	11704	11704
830790 FLEXIBLE TUBING OF BASE METAL	24611	24611	24197	24197
830810 HOOKS, EYES AND EYELETS	18704	18704	12167	12167
830820 TUBULAR OR BIFURCATED RIVET	25436	25436	30016	30016
830890 OTH ARTICLES B/METAL INC/PARTS	15666	15666	30800	30800
830990 OTH;SCREW CAPS POURING STOPERS	38156	38156	22979	22979
831000 SIGN-NAME PLATE,ETC.BASE METAL	1268	1268	1109	1109
831110 COATED ELECTRODE OF BASE METAL	89829	89829	78253	78253
831120 CORED WIRE OF BASE METAL,	34286	34286	2870	2870
831130 COATED RODS&CORED WIRE,B/METAL	19713	19713	17208	17208
851290 PARTS OF THE HEADING NO.85.12	683	683	2318	2318
852290 OTH T/COM EQ/AC HD 85.19-85.21	44971	44971	2362	2362
852321 CARDS INCORPORTAING MAG STRIPE	8736	8736	64798	64798
852329 MAGNETIC DISCS	516	516	1143	1143
852341 OTHER OPTICAL MEDIA UNRECORDED	403	403	610	610

Contd.

10.11 Imports by Economic Categories (Detail)

(In Thousand Rupees)				
Items	July, 2016	From July, 2016	July, 2015	From July, 2015
852349 OTHER OPTICAL MEDIA	34088	34088	724177	724177
852351 SOLID STATE NON-VOLATILE STORA	25994	25994	9443	9443
852352 SMART CARDS SEMICONDUCT MEDIA	267257	267257	196615	196615
852359 PROXIMITY CARDS AND TAGS	19080	19080	19860	19860
870990 PARTS,H-NO.87.09 OF WORK TRUCK	61519	61519	45	45
871499 OTHER,PARTS AND ACCESSORIES	15651	15651	16647	16647
880390 OTH PARTS OF H-88.01 OR 88.02	210739	210739	392260	392260
902000 OTH BREATHING APP & GAS MASK,	23836	23836	14770	14770
902110 ORTHOPAEDIC/FRACTURE APPLIANCE	13669	13669	1966	1966
902121 ARTIFICIAL TEETH	80	80	11	11
902129 OTHER; DENTAL FITTINGS	708	708	5629	5629
902131 ARTIFICIAL JOINTS	62523	62523	83300	83300
902139 OTH ARTIFICIAL PARTS OF BODY	175038	175038	134534	134534
902140 HEARING AIDS,EXCL PART/ACCESSO	3128	3128	3596	3596
902150 PACEMAKER STIMULAT HEART MUSCL	12942	12942	60008	60008
903300 PARTS& ACCE OF HEARING AIDS	17396	17396	26828	26828
910111 WRIST WATCH,ELE OPE,MECH DISPL			126	126
910119 O-W-WATCH ELECTRICALLY OPERATED	1655	1655	4322	4322
910129 O-W-WATCH,W/N INCO.STOP WATCH	2496	2496	1389	1389
910199 O-WATCHES INCL STOP WATCHES			736	736
910211 W-WATCH,MACH DISPL O/TH H-9101	5018	5018	5337	5337
910219 O-W-WATCH W/N INCOR STOP WATCH	8687	8687	8430	8430
910229 O-W-WATCH O/THAN H-9101	88397	88397	106131	106131
910299 O-POCKET/STOP WATCH O/T H-9101	4871	4871	14712	14712
910310 CLOCK WATCH MOVE ELECT OPERATD	35	35		
910400 INS PANEL CLOCK-AIR&SPACECRAFT			12	12
910511 ALARAM CLOCK,ELECTRICALLY OPE.	578	578	646	646
910519 OTHER, ALARAM CLOCK	1428	1428	464	464
910521 WALL CLOCK,ELECTRICALLY OPERAT	3265	3265	2457	2457
910529 OTHER WALL CLOCKS	5864	5864	1753	1753
910591 OTH,CLOCK ELECTRICALLY OPERATD			233	233
910599 OTHER CLOCKS	370	370	966	966
910610 TIME-REGISTER,TIME RECORDERS	653	653		
910690 OTH,TIME OR DAY RECORDING APPA	3459	3459	898	898
910700 TIME SWITCHES WITH CLOCK/WATCH	1555	1555	16703	16703
910819 OTH,WATCH MOVE ELECT.OPERATED			62	62
910990 OTH CLOCK MOVEMENT COMP&ASSEMB	116	116		
911011 COMP MOVE,UNASSEMBLED WATCH			1128	1128
911190 PARTS OF WATCH CASES	385	385	3123	3123
911220 CLOCK CASE&CASE OF SIMIL GOODS	629	629	747	747
911290 PART OF CLOCK CASE/SIMILR CASE	154	154		
911390 OTH,WATCH STRAPS,BANDS PART	62	62	129	129
911430 DIALS			105	105
911490 OTH;CLOCKS OR WATCH PARTS,N.S.	1275	1275	1440	1440
920190 OTH,HARPSICHORD KEYBOARD STRIN	72	72	619	619
920210 OTH STRING PLAYED WITH A BOW			558	558
920290 OTH,STRING MUSICAL INSTRUMENTS	115	115	324	324
920510 BRASS-WIND INSTRUMENTS	1328	1328		
920790 OTH,MUSICAL INSTRUMENTS	247	247	1501	1501
920810 MUSICAL BOXES	205	205	108	108
920890 OTH;MECHANICAL STRET ORGAN,INS	1124	1124	648	648
920999 OTH;PARTS&ACCE(CARDS,DISCS)	148	148		
930200 REVOLVERS PISTOLS,O/TH93.3.04	325	325	103813	103813
930310 MUZZLE-LOADING FIREARMS			3359	3359
930320 OTH,SPORTING,HUNTING SHOTGUNS			5400	5400
930390 OTH;FIREARMS,DEVIC OPE FIR EXP	48	48		
930400 OTH,ARMS OF HEADING NO.93.07	4786	4786	2533	2533

Contd.

10.11 Imports by Economic Categories (Detail)

(In Thousand Rupees)				
Items	July, 2016	From July, 2016	July, 2015	From July, 2015
930510 PARTS ACCE OF REVOLVERS,PISTOL	50	50		
930621 SHORTGUN CARTRIDGES			2463	2463
930629 OTH,PARTS OF SHORTGUNS CARTRIG	1635	1635		
930630 OTH,CARTRIDG & PARTS THEREOF.	4291	4291	6624	6624
940110 SEATS OF A KIND USED,AIRCRAFT.	3484	3484	3565	3565
940120 SEATS FOR MOTOR VEHICLES.	1549	1549	1685	1685
940130 SWIVEL SEATS VARIABLE HEIGHT.	29647	29647	17159	17159
940140 SEATS O/THN GARDEN SEATS,CAMP	5023	5023	3198	3198
940151 SEATS OF CANE,OSIER,BAMBOO.	1748	1748	217	217
940159 OTH SEATS AND PARTS THEREOF	3172	3172	864	864
940161 OT,SEATS UPHOLSTERED WOOD FRAM	3119	3119	437	437
940169 OTHER SEATS,WITH WOODEN FRAMES	873	873	8537	8537
940171 OT-SEATS UPHOLSTERED METALFRAM	9877	9877	13699	13699
940179 OTHER SEATS;WITH METAL FRAMES	24303	24303	17345	17345
940180 OTHER SEATS WITH METSL FRAMES	15291	15291	12119	12119
940190 PART OF THE SEATS OF H-94.01.	173587	173587	131812	131812
940310 METAL FURNITURE USED IN OFFICE	3748	3748	3372	3372
940320 OTH,METAL FURNITURE O/THN OFFI	18360	18360	11927	11927
940330 WOODEN FURNITURE-OFFICE USE	25105	25105	13433	13433
940340 WOODEN FURNITURE-KITCHEN UES	8195	8195	6440	6440
940350 WOODEN FURNITURE FOR BEDROOMS	32262	32262	18874	18874
940360 OTHER WOODEN FURNITURE	18432	18432	7227	7227
940370 FURNITURE OF PLASTICS	5573	5573	36	36
940381 FURNITURE OF OTHER MATERIAL	23	23		
940389 OTHER FURNITURE OF CANE, OSIER	5065	5065	6098	6098
940390 PARTS FURNITURE H -NO.94.03.	4974	4974	21193	21193
940410 MATTRESS SUPPORTS	254	254	270	270
940421 MATTRESS CELLU RUBBER/PLSTIC	224	224	551	551
940429 MATTRESS OF OTHER MATERIALS	70	70	867	867
940490 OTH,ARTI BEDDING&SIMI FURNISH.	2340	2340	2708	2708
940510 CHANDELIER & OTH ELE CEILING.	282753	282753	377088	377088
940520 ELECTRIC TABLES,DESK,BEDSIDE	5321	5321	8077	8077
940530 LIGHTING SETS CHRISTMASTREES	10186	10186	5503	5503
940540 OTH ELE LAMPS,LIGHTING FITTING	157079	157079	88242	88242
940550 NON-ELE LAMPS LIHTING FITTING.			34	34
940592 PARTS OF PLASTIC H-94.05,N.E.S	1395	1395	1195	1195
940600 PREFABRICATED BUILDINGS.	226006	226006	105291	105291
950300 TRICYCLES,SCOOTERS,PADAL CARS	366715	366715	399006	399006
950420 ARTI&ACCE, BILLIARDS ALL KIND	2425	2425	2912	2912
950430 OTH GAMES OPERATED BY COIN	8505	8505	14331	14331
950440 PLAYING CARDS	1755	1755	5194	5194
950490 OTH;ARTICLES FOR FUNFAIR,TABLE	6341	6341	2402	2402
950510 ARTI FOR CHRISTMAS FESTIVITES.	752	752	371	371
950590 OTHER ENTERTAINMENT ARTICLES	25277	25277	18783	18783
950619 OTH;SNOW SKI EQUIPMENT.	539	539	2604	2604
950629 OTH;WATER SKI,SURF BOARD W-SPO	1218	1218	8229	8229
950631 GOLF CLUBS COMPLE/OTH GOLF EQU	55	55		
950632 GOLF BALLS	342	342		
950639 OTHER;GOLF EQUIPMENTS	352	352	24	24
950640 ARTI,EQUIP FOR TABLE-TENNIS.	2286	2286	671	671
950651 LAWN-TENNIS RACKETS,W/N STRUNG	132	132	50	50
950659 OTH; BADMINTON,SIMILAR RACKET	6028	6028	18958	18958
950661 LAWN TENNIS BALLS	9257	9257	7747	7747
950662 INFLATABLE BALLS	820	820	1675	1675
950669 OTH BALL O/THN GOLF,T-TEN BALL	2996	2996	4404	4404
950670 ICE SKATES,ROLLER INCL SKABOOT	1201	1201	1142	1142
950691 EQUIP. FOR OTHER PHY EXERCISE	73127	73127	35086	35086

Contd.

10.11 Imports by Economic Categories (Detail)

(In Thousand Rupees)				
I t e m s	July, 2016	From July, 2016	July, 2015	From July, 2015
950699 OTHER;SPORTS GOODS N.E.S.	12135	12135	14289	14289
950710 FISHING RODS	81	81	29	29
950720 FISH -HOOKS,W/N SNELLED	109	109	197	197
950790 OTH LINE FISHING TACKLE NETS	202	202	362	362
950890 SWINGS,SHOOTING GALLERIES ETC.	6148	6148	7961	7961
960190 OTH,ANIMAL CARVING MATERIL,ART	31	31	150	150
960200 WORKED VEGE,MINERAL MATERIAL	65335	65335	75157	75157
960310 BROOM,BRUSHE,CONS TWIN,VEG-MAT	1074	1074	1690	1690
960321 TOOTH BRUSHE,INCL DENT-PLA BRU	33957	33957	33801	33801
960329 OTH;SHAVING,HAIR,NAIL BRUSHES.	6184	6184	9262	9262
960330 ARTST,WRITING,SIMILAR BRUSHES	1120	1120	2093	2093
960340 PAINT,DISTEPER,VARNISH BRUSHES	2075	2075	827	827
960350 OTH BRUSHES CONSTI PART MACHIN	5047	5047	959	959
960390 OTH;HAND OPE MECHANICAL F-SWEPR	26816	26816	20084	20084
960610 PRESS-FASTENERS,SNAP-FASTENER.	20790	20790	19743	19743
960621 BUTTON OF PLASTICS,NOT COVERED	80266	80266	30160	30160
960622 BUTON OF BASE METAL,COVER TXT	18531	18531	28354	28354
960629 OTHER BUTTONS	26519	26519	27962	27962
960630 BUTTON MOULD,PART,BUTTON BLANK			12	12
960711 SLIDE FASTENER FIT CHAIN SCOP.	26557	26557	30193	30193
960719 OTHER;SLIDE FASTENERS	78099	78099	84779	84779
960720 PARTS; SLIDE FASTENERS	8973	8973	9570	9570
960810 BALL POINT PENS	8701	8701	20158	20158
960820 FELT TIPPED.PORUS TIPPED PEN	7178	7178	20548	20548
960830 FOUNTAIN PEN,STYLOGRADH PEN	3250	3250	253	253
960850 SETS OF ARTICLS FROM TWO FOR-H	245	245	511	511
960860 REFILLS FOR BALL POINT PEN.	5059	5059	8566	8566
960891 PEN NIBS AND NIB POINTS	13979	13979	11448	11448
960899 OTH;PEN,PENCIL,SIMILAR HOLDER	5830	5830	5054	5054
960910 PENCILS&CRAYON W-LEADS ENCASD.	101185	101185	54968	54968
960920 PENCIL LEADS,BLACK OR COLOURED	13051	13051	6073	6073
960990 OTH;PENCIL,DRAWING CHARCOALS.	2160	2160	12792	12792
961000 SLATES&BOARDS,WRITNG/DRAWIN	1397	1397	2950	2950
961100 DATE,SEALING OR NUMBERING STAM	2507	2507	604	604
961210 TYPEWRITER OR SIMILAR RIBBONS	8552	8552	7179	7179
961220 INK-PADS	148	148	182	182
961310 POCKET LIGHTERS,GAS FUELLED	15582	15582	6838	6838
961320 POCKET LIGH,GAS FUELL,REFILLAB	2056	2056	234	234
961380 OTHER LIGHTERS	850	850	796	796
961390 PARTS OF CIGARETTE LIGHTERS	11	11	11	11
961400 SMOKING PIPE&CIGAR OR CIG.HOLD	520	520	117	117
961511 COMBS,HAIR-SLIDES,OF HARD RBER	5413	5413	4640	4640
961519 OTH;HAIRPINS,CURLING PINS,LIKE	4547	4547	2173	2173
961590 OTH;COMES HAIR-SLIDES,LIKE,PAR	45856	45856	56286	56286
961610 SCENT SPRAY SIMI TOILET SPRAY	7782	7782	7603	7603
961620 POWDER-PUFFS&PADS FOR APPLICA	2009	2009	1004	1004
961700 VACCUM FLASKS&OTH VACUM VESS	11829	11829	18786	18786
961800 TAILORS,DUMMIERS&OTH LAY FING.	3298	3298	3859	3859
970110 PAINTING,DRAWING,PASTELS.	2391	2391		
970190 OTH COLLAGES&SIMI DECORATIVE	568	568	860	860
970300 ORIGINAL SCULPTURES&STATUARY	1508	1508		
970400 POSTAGE&REVENUE STAMPS,ST-POS	36	36		
990900 TRANSACTIONS LESS THAN RS.1000	1772	1772	2318	2318
991000 SAMPLES HAVING NO-COMMER VALUE	1687802	1687802	197112	197112

Contd.

10.11 Imports by Economic Categories (Detail)

(In Thousand Rupees)				
Items	July, 2016	From July, 2016	July, 2015	From July, 2015
2. RAW MATERIAL TOTAL (A + B)	180833110	180833110	183624866*	183624866
A. CONSUMER GOODS TOTAL	148423087	148423087	150777348*	150777348
50400 GUTS,BLADERS,STOMACH OF ANIMAL	1536	1536	2676	2676
50590 OTH SKINS AND PARTS OF BIRDS	34732	34732	17105	17105
50610 OSSEIN,BONES TREATED WITH ACID	681	681	1372	1372
50690 OTH POWDER & WASTE OF BONES	489	489	443	443
51000 AMBERGRIS,CASTOREUM CIVET,MUSK			80	80
51110 BOVINE SEMEN	8683	8683	5391	5391
51191 PRODUCTS OF FISH, CRUSTACEANS			1304	1304
60220 TREES,SHRUBS,BUSHES,GRAFTED	128	128		
60240 ROSES,GRAFTED OR NOT	1219	1219		
60290 OTHER LIVE PLANTS	4731	4731	4929	4929
60311 ROSES FRESH	1900	1900	619	619
60314 CHRYSANTHEMUMS FRESH	4751	4751	3742	3742
60315 LILIES FRESH			100	100
60319 OTH FRESH FLOWER,BUDS FOR BOUQ	932	932	593	593
60390 OTH FLOWERS & FLOWERS BUDS	2905	2905	478	478
60490 O.PARTS OF PLANTS FOR BOUQUETS	2497	2497	23	23
110812 MAIZE (CORN), STARCH	18474	18474	11526	11526
110813 POTATO, STARCH	33759	33759	35443	35443
110814 MANIOC (CASSAVA) STARCH			997	997
110819 OTHER STARCHES	4794	4794	1522	1522
110820 INULIN	2514	2514		
110900 WHEAT GLUTEN,WHETHER/NOT DRIED	16042	16042	11430	11430
120110 SOYA BEAN SEED	2311194	2311194	924175	924175
120190 SOYA BEAN,W.OR-N-BROKEN/SHELED			2	2
120241 OTH GROUND NUTS IN SHELL	14769	14769	17095	17095
120242 GROUND-NUTS SHELLED BROKEN/N-B	48626	48626	70521	70521
120300 COPRA	87407	87407	243296	243296
120510 LOW ERUCIC ACID RAPE/COLZASEED	2448763	2448763	2142148	2142148
120600 SUNFLOWER SEED,WHETH/NOT BROKE			56	56
120721 SEEDS FOR CROP (COTTON SEEDS)	469	469		
120799 OTH,OIL SEED/OLEAGINOUS FRUITS	10083	10083	2	2
120810 FLOUR AND MEALS OF SOYA BEANS			38	38
120890 FLOUR/MEALS OF OTH OIL SEEDS			172	172
120921 LUCERNE (ALFALFA) SEED	20493	20493	90466	90466
120922 CLOVER (TRIFOLIUM) SEED	16809	16809	99900	99900
120929 OTHER SEEDS OF FORAGE PLANTS	54889	54889	83205	83205
120930 SEED OF HERBACEOUS PLANTS	21	21	227	227
120991 OTHER; VEGETABLE SEEDS	307135	307135	379348	379348
120999 OTH SEEDS OF FRUIT FOR SOWING	113892	113892	148907	148907
121190 OTH PLANTS AND PARTS OF PLANTS	51564	51564	68599	68599
121221 SEAWEDS/ALGAE FIT FOR HUMAN			397	397
130190 OTH;NATURAL GUM,RESIN & BALSAM	13745	13745	21398	21398
130219 OTH SAPS & EXTRACT OTH VEG SAP	30425	30425	22763	22763
130220 PECTIC SUBSTANCES,PECTINATES	6479	6479	24825	24825
130231 AGAR-AGAR			4939	4939
130232 MUCILAGES&THICKENERS,LOC SEED	7887	7887	25393	25393
130239 OTHER MUCILAGES AND THICKENERS	50092	50092	27657	27657
140110 BAMBOOS	4488	4488	2535	2535
140120 RATTANS	4098	4098	4443	4443
140490 TENDU LEAVES(BIDI LEAVES)	262862	262862	226771	226771
150190 POULTRY FAT OTH THAN H-02.09	3785	3785	1845	1845
150210 TALLOW (OTHER THAN OF H-15.03)	163760	163760	206379	206379
150410 FISH-LIVER OILS THEIR FRACTION	1055	1055		

Contd.

10.11 Imports by Economic Categories (Detail)

(In Thousand Rupees)				
Items	July, 2016	From July, 2016	July, 2015	From July, 2015
150420 FATS OILS THEIR FRACT OF FISH			1	1
150500 WOOL GREASE,CRUDE,FETTY SUBS	6234	6234	4137	4137
150710 SOYABEAN OIL & ITS FRACT CRUDE	1589962	1589962	1106980	1106980
150790 OTH SOYABEAN OIL & IT FRACTION	12987	12987	7185	7185
150890 OTH GROUND NUT OIL & ITS FRACT	109	109	611	611
150910 OLIVE OIL & ITS FRACT (VIRGIN)	19090	19090	18487	18487
150990 OTH OLIVE OIL & ITS FRACTIONS	42446	42446	43737	43737
151000 OTH OIL/FR,INCL BLENDS OF OIL	1047	1047	80	80
151110 PALM OIL & ITS FRACTIONS CRUDE	1109132	1109132	114675	114675
151190 OTH PALM OIL & ITS FRACTIONS	9864420	9864420	10711578	10711578
151219 OTH SUNFLOWER SEE&SAFLOWER OIL	454	454	6273	6273
151229 OTH COTTON SEED OIL & IT FRACT	48	48		
151311 COCONUT OIL,ITS FRACTION CRUDE			25459	25459
151319 OTH COCONUT OIL,ITS FRACTIONS	60695	60695	65360	65360
151329 OTH PALM KERNEL/BABASSU OIL	50107	50107	106568	106568
151499 OTH RAPE SEED OIL ITS FRACTION			335	335
151529 OTH MAIZE OIL & ITS FRACTIONS	1833	1833	6773	6773
151530 CASTOR OIL AND ITS FRACTIONS	1862	1862		
151550 SESAME OIL & ITS FRACTIONS	225	225	523	523
151590 OTH FIXED VEGETABLE OILS/FRACT	1360	1360	1119	1119
151620 VEG FATS/OILS AND ITS FRACTION	97027	97027	102797	102797
151710 MARGARINE,EXCL LIQUID MARGARIN	5873	5873	18774	18774
151790 OTH MARGARIN,EDIB MIX/PREP ETC	88393	88393	113026	113026
151800 ANIMAL/VEG FAT/OILOXIDISE ETC	17738	17738	19527	19527
152000 GLYSEROL,CRUDE WATER & LYES	747	747		
152110 VEG WAX WHETHER OR NOT REFINED	5809	5809	4367	4367
152190 OTH BEES WAXES,OTH INSECT WAX	8747	8747	5252	5252
152200 DEGRAS,RESIDUES ANIM/VEG WAXES	965	965	1542	1542
160100 SAUSE,PROD MEAT-FOOD PREP OFFL	1962	1962	219	219
220720 ETHYL ALCOHOL/OTH SPIRITS DEN	1	1		
240120 TOBACO-WHOLY/PARTLY STE/STRIP	74959	74959	149702	149702
251010 AAT,C/PHOS,ALUM/C/PHOS&PH/CUG	203660	203660	437034	437034
270810 PITCH	1729	1729		
270900 PETROLEUM OILS FROM BITUMINOUS	20299387	20299387	22356269	22356269
271019 KEROSENE,INCL KER.TY. JET FUEL	30854108	30854108	26663754	26663754
271099 OTH WASTE OILS	78	78	233	233
271111 NATURAL GAS,LIQUIFIED	8678167	8678167	7949511	7949511
271112 PROPANE, LIQUIFIED	1267	1267	8941	8941
271119 OTH GAS HYDROCARBONS LIQUIFIED	942608	942608	655673	655673
271290 OTH PETROLEUM WAX ETC	25684	25684	4865	4865
271311 PETROLEUM COKE;NOT CALCINED			378	378
271312 PETROLEUM COKE; CALCINED	6548	6548	4734	4734
271320 PETROLEUM BITUMEN	110247	110247	494368	494368
271490 OTH BITUMEN & ASPHALT NATURAL.	3163	3163	3818	3818
290110 SATURATED ACYCLIC HYDROCARBONS	430	430	1723	1723
290121 UNSATURATED ETHYLENE.	556987	556987	1063541	1063541
290129 OTH UNSATURATE ACYLIC HYDCARBN	2717	2717		
290211 CYCLOHEXANE	24	24		
290219 OTH CYCLANES/CYCLOTERPENES	21607	21607	31721	31721
290230 TOLUENE, PURE	66367	66367	52374	52374
290241 O-XYLENE	142338	142338	182395	182395
290243 P-XYLENE	2534371	2534371	2671962	2671962
290244 MIXED XYLENE ISOMERS	30808	30808	6407	6407
290250 STYRENE	353219	353219	553633	553633
290290 OTH CYCLEC HYDROCARBONS	9192	9192	35233	35233
290312 DICHLOROMETHANE(METHYLEN CHLRD	36347	36347	59344	59344
290313 CHOLOROFORM(TRICHLOROMETHANE)	16775	16775	39317	39317

Contd.

10.11 Imports by Economic Categories (Detail)

(In Thousand Rupees)				
Items	July, 2016	From July, 2016	July, 2015	From July, 2015
290315 ETHYLENE DICHLORIDE(1,2-DI CH)	424	424	211645	211645
290319 OTH SATAR DERIV ACYCL HYDCARBN	1174	1174	6193	6193
290322 UNSATURATED TRICHLOROETHYLENE	37696	37696	8913	8913
290323 UNSATURATE TETRACHLOROETYLENE	4269	4269	18384	18384
290339 OTH FLUORINATED,BRO DERIVATIES	111470	111470	128932	128932
290371 CHLORODIFLUOROMETHANE	90876	90876	9804	9804
290373 DICHLOROFLUOROETHANES			3249	3249
290377 PENTACHLOROFLUORO METHANE	426	426		
290379 OTH CHLORODIFLUOROMETHANE			80928	80928
290391 CHLOROBENZENE,O-DI/P-DI CHLORO	1391	1391	3570	3570
290399 OTH HALOGENATED DERIV H.CARBON	2709	2709	2331	2331
290410 DERIV SULPHO GRP IT SALT/EYHYL	6712	6712	8411	8411
290420 DERIVAT ONLY NITRO/NITRO GROUP	10211	10211	4271	4271
290490 OTH,SUPHO,NITRAT NITROS H'CARB	1317	1317	1880	1880
290511 SATURAT METHANOL(METHYL ALCHL)	257439	257439	194853	194853
290512 PROPYL/ISOPROPYL ALCOHOL	109099	109099	128275	128275
290513 SATUR BUTAN-I-01(N-BUTYLALVHL	3434	3434	9366	9366
290514 OTHER SATURATED BUTANOLS	9468	9468	26490	26490
290516 SATUR OCTANOL/ISOMERS THEREOF	364570	364570	367023	367023
290517 DODECAN-1-01HEXADECAN/OCTADEC	12462	12462	6613	6613
290519 SATUR MONOHYDRIC ALCOHOLS	2622	2622	5116	5116
290522 UNSATUR ACYCLIC TERPENE ALCOHL	5383	5383	4199	4199
290529 OTH UNSATUR MONOHYDRIC ALCOHOL	409	409	858	858
290531 ETHYLENE GLYCOL(ETHANEDIOL)MEG	2476525	2476525	2315800	2315800
290532 PROPYLEN GLYCOL(PROPAN-1,2-DIO	100575	100575	116695	116695
290539 OTHER, DIOLS	6161	6161	3369	3369
290541 2-ETHYL-2(HYDROXYMETHLY-PROPAN	201	201	3316	3316
290542 PENTAERYTHRITOL	105000	105000	65023	65023
290543 MANNITOL	10669	10669	14490	14490
290544 D-GLUCITOL (SORBITOL)	2436	2436	466	466
290545 GLYCEROL	28634	28634	33228	33228
290549 OTHER,POLUHYDRIC ALCOHOLS			2180	2180
290559 OTHER HALOGENATED, SULPHONATED	1289	1289	830	830
290611 MENTHOL	28104	28104	1447	1447
290613 STEROLS AND INOSITOLS	1028	1028	1087	1087
290619 OTH,CYCLANIC,CYCLENIC CYCLOTER	1597	1597	9413	9413
290621 BENZYL ALCOHOL	10891	10891	1669	1669
290629 OTH,AROMATIC CYCLIC ALCH HALOG	3423	3423	2410	2410
290711 PHENOL(HYDROXYBENZENE)IT SALT	38572	38572	62746	62746
290712 CRESOLS AND THEIR SALTS	1966	1966		
290715 NAPTHOLS & THEIR SALTS	65	65		
290719 OTHER MONOPHENOLS	372	372	93	93
290721 RESORCINAL AND ITS SALTS			3160	3160
290722 HYDROQUINONE (QUINOL)ITS SALT			517	517
290723 4,4-ISOPROPYLDENEDIPHENOL/SALT	3713	3713		
290729 OTHER, POLYPHENOLS	6017	6017	4748	4748
290819 OTH DERI CON ONL HALOGEN SUBST	475	475	1354	1354
291511 FORMIC ACID	39122	39122	24858	24858
291512 SALTS OF FORMIC ACID	22802	22802	41435	41435
291513 ESTERS OF FORMIC ACID	508	508	1088	1088
291521 ACETIC ACID	195384	195384	205536	205536
291524 ACETIC ANHYDRIDE			38	38
291529 OTH,ACETIC ACIDE & ITS SALTS	6795	6795	12973	12973
291531 ETHYL ACETATE	63	63	135	135
291532 VINYL ACETATE	107105	107105	148601	148601
291533 N-BUTYL ACETATE			1725	1725
291539 OTHER,ESTERS OF ACETIC ACID	68345	68345	71944	71944

Contd.

10.11 Imports by Economic Categories (Detail)

(In Thousand Rupees)				
Items	July, 2016	From July, 2016	July, 2015	From July, 2015
291540 MONO/DI/TRICHLOROACETIC ACID-S			885	885
291550 PROPIONIC ACID,ITS SALT/ESTERS	6667	6667	3727	3727
291560 BUTYRIC/VALERIC ACID/SALT/ESTR	31629	31629	21088	21088
291570 STEARIC ACID	21672	21672	12901	12901
291590 OTH SAT ACYCLIC MONOCARBOXYLIC	94550	94550	97764	97764
291611 UNSATU ACRYLIC ACID/ITS SALTS	10055	10055	23958	23958
291612 UNSATURATE ESTER ACRYLIC ACID	126256	126256	102575	102575
291613 UNSATU METHACRYLIC ACID/SALTS	5165	5165	1345	1345
291614 UNSATU ESTER,METHARYLIC ACID	86867	86867	100113	100113
291615 OLEIC,LINOLEIC/LINOLENIC ACID	3493	3493	933	933
291619 OTH UNSAT ACYCLIC M/CARBOX ACID	11182	11182	11556	11556
291620 CYC-LANIC,LENIC LOTEPHENI ACID	12272	12272	11753	11753
291631 BENZOIC ACID,ITS SALTS/ESTERS	27599	27599	32106	32106
291632 BENZOYL PEROXIDE/BENZYL CHLRID	762	762	7	7
291634 PHENYLACETIC ACID & ITS SALTS			27	27
291639 OTH,ARMATIC MONOCARBOXYIC ACID	136739	136739	173943	173943
291711 OXALIC ACID/ITS SALTS/ESTERS	24863	24863	11007	11007
291712 ADIPIC ACID,ITS SALTS/ESTERS	73144	73144	41450	41450
291713 AZELAIC/SEBACIC ACID/SALT/ESTR	190	190	2614	2614
291714 MALEIC ANHYDRIDE	7124	7124	5599	5599
291719 OTH ACYCLIC POLYCARBOXYL ACID	4486	4486	8512	8512
291720 CYC-LANIC,LENIC LOTERPENC ACID	6389	6389	2665	2665
291732 DIOCTYL ORTHOPHTHALATES			2138	2138
291733 DINONY/DIDECYL ORTHOPHALATES			563	563
291734 OTH ESTERS ORTHOPHTHALIC ACID	9595	9595	19735	19735
291735 PHTHALIC ANHYDRIDE	54516	54516	20759	20759
291736 TERPHTHALIC ACID AND ITS SALTS	825541	825541	1033812	1033812
291739 OTH POLYCARBOXYLIC ACIDS/DERIV	35411	35411	23803	23803
291811 LACTIC ACID,ITS SALTS/ESTERS	14617	14617	9281	9281
291812 TARTARIC ACID	5754	5754	11897	11897
291813 SALT & ESTER OF TARTARIC ACID			109	109
291814 CITRIC ACID	200371	200371	121144	121144
291815 SALTS & ESTER OF CITRIC ACID	25571	25571	24342	24342
291816 GLUCONIC ACID,SALTS & ESTERS	92009	92009	51560	51560
291819 OTH CARBOXYLIC ACID W/ALCOHOL	55642	55642	20177	20177
291821 SALICYLIC ACID AND ITS SALTS	1113	1113	1414	1414
291822 O-ACETYLSALIC ACID/SALT/ESTER	9984	9984	5071	5071
291823 OTH ESTER,SALICYLIC ACID/SALTS	58	58	186	186
291829 OTH CARBOXYLIC ACID+PHENOL FUN	31001	31001	15181	15181
291830 CARBOXYLIC ACID+ALDEHYDE/KETON	1224	1224	551	551
291891 2,4,5-T(ISO)(2,4,5-TRICHLOROPH	3187	3187	3293	3293
292990 OTH COMP WITH OTH NITROGN FUNC	26957	26957	24675	24675
293020 THIOCARBAMATE/DITHIOCARBAMATES	90561	90561	148686	148686
293030 THIURAM MONO-,DI-,TETRASULPHID	3518	3518		
293040 METHIONINE	499074	499074	435586	435586
293090 OTHER ORGANO-SULPHUR COMPOUNDS	35371	35371	69326	69326
293110 TETRAMETHYL LEAD&T-ETHYL LEAD	2046	2046	3844	3844
293190 OTH O-ALKYL&(O-2-(DIALKYL,COMP	78562	78562	96354	96354
293211 TETRAHYDROFURAN			371	371
293212 2-FURALDEHYDE (FURFURALDEHYDE)			2	2
293213 FURFURYL ALCOH/TETRAHYDRFURFYL			426	426
293219 OTH COMP UNFUSED FURAN RING	5120	5120	6936	6936
293220 LACTONES	19728	19728	3669	3669
293299 OTH HETEROCYCLIC COMP W/OXYGEN	94686	94686	78487	78487
293311 PHENAZONE & ITS DERIVATIVE	1581	1581	1193	1193
293319 OTH COMP UNFUSE PYRAZOLE RING	4309	4309	32892	32892
293321 HYDANTOIN AND ITS DERIVATIVES	4656	4656	2095	2095

Contd.

10.11 Imports by Economic Categories (Detail)

(In Thousand Rupees)				
I t e m s	July, 2016	From July, 2016	July, 2015	From July, 2015
293329 OTH COMP UNFUSE IMIDAZOLE RING	66754	66754	135854	135854
293331 PYRIDINE AND ITS SALTS	274	274		
293333 ALFENTANIAL(INN)(ANILERIDINE)	2144	2144	19074	19074
293339 OTH COMP UNFUSE PYRIDINE RING	304595	304595	215715	215715
293349 OTH COMP QUINOLIN/ISO-QUINOLIN	123117	123117	113516	113516
293353 ALLOBARBITAL(INN)(AMBARBITAL)	479	479	211	211
293359 OTH COMP PYRIMIDINE/PIPER RING	184210	184210	284395	284395
293361 MALAMINE	39580	39580	27477	27477
293369 OTH COMP UNFUSE TRIAZINE RING	53671	53671	12612	12612
293371 6-HEXANELACTAM(EPSILON-CAPROL)	448	448		
293379 OTHER LACTAMS	18566	18566	43121	43121
293391 ALPRAZOLAM(INN) CAMAZEPAM(INN)	6545	6545	12610	12610
293399 OTHER HETROCYCLIC COPMOUNDS	156533	156533	141605	141605
293410 COMP UNFUSE THIAZOLE RING	31011	31011	18607	18607
293420 COMP BENZOTHAZOLE RING SYSTEM	6700	6700	7398	7398
293430 COMP PHENOTHIAZINE RING SYSTEM	4464	4464	608	608
293499 OTHER NUCLEIC ACIDS&SALTS	567934	567934	429924	429924
293999 OTH VEGETABLE ALKALOIDS NATURL	14990	14990	40159	40159
294190 OTHER ANTIBIOTICS.	605553	605553	485184	485184
310100 ANIMAL/VEG FERTILIZER/PRODUCTS	1791	1791	6974	6974
310210 UREA,WHET OR NOT AQUEOUS SOLUT	2590	2590	2801	2801
310221 AMMONIUM SULPHATE	134317	134317	126139	126139
310229 MIX AMMONIUM SULPHATE/NITRATE	44993	44993	449	449
310230 AMMONIUM NITRAT,WHET/NOT AQUES	22021	22021	11419	11419
310250 SODIUM NITRATE	10196	10196	6503	6503
310260 MIXT,CALCIUM/AMMONIUM NITRATE	1309	1309		
310280 MIXT UREA/AMMONIUM NITRAT SOLU			3119834	3119834
310290 OTH,MIN/CHEM NETROG FERTILZER	2390	2390	140	140
310310 SUPER-PHOSPHATES			63066	63066
310390 OTH,MIN/CHEM FERTILIZE PHOSPH	2211	2211		
310420 POTASSIUM CHLORIDE	145102	145102	114740	114740
310430 POTASSIUM SULPHATE	95511	95511	275261	275261
310490 OTH,MIN/CHEM FERTILIZE POTASIC	119682	119682	49832	49832
310510 MIN/CHEM FERTILIZER >10KG	1736	1736	28	28
310520 MIN/CHEM FERTZ ELEM NIT/PHO/PT	35944	35944	37326	37326
310530 DIAMMONIUM HYDROG ORTHO-PHOSPH	4159099	4159099	4856692	4856692
310540 AMMONIUM DIHYDROGEN ORTHO-PHOS			1951	1951
310551 CHEM FERTZ CON NITRAT/PHOS	1559	1559	751	751
310559 OTH MIN/CHEM FERTZ NITRAT/PHOS	1836	1836	80071	80071
310560 MIN/CHEM FERTZ ELEM PHOS/POTAS			223	223
310590 OTH MINER/CHEMICAL FERTILIZER	12703	12703	31223	31223
320110 QUEBRACHO EXTRACT	14174	14174	4960	4960
320120 WATTLE EXTRACT	27358	27358	13582	13582
320190 OTH TANNING/EXTRACT VEG/GAMBER	26015	26015	32024	32024
320210 SYN ORGANIC TANNING SUBSTANCE	171342	171342	155407	155407
320290 OTH,INORGANIC TANING SUBSTANCE	70754	70754	68047	68047
320300 COLOUR MATTER,VEG/ANIMAL	2760	2760	6885	6885
320411 DISPERSE DYES/PREP BASE THEROF	189081	189081	212820	212820
320412 ACID DYES PREMETALISE/PREP/DYE	133753	133753	114185	114185
320413 BASIC DYES/PREP BASE THEREON	70732	70732	53700	53700
320414 DIRECT DYES/PREP BASE THEREON	22936	22936	27427	27427
320415 VAT DYES INCL PIGMENT/PREPARAT	257290	257290	314725	314725
320416 REACTIVE DYES PREP BASE THREON	741795	741795	665882	665882
320417 PIGMENT PREP BASE THEREON	241217	241217	227814	227814
320419 OTH SYN ORGN COLOURING MATTER	136600	136600	123981	123981
320420 SYN ORGN PROD USE FLUORESCENT	57907	57907	42130	42130
320490 OTH,SYN ORGN COLOURING MATTER	3353	3353	4489	4489

Contd.

10.11 Imports by Economic Categories (Detail)

(In Thousand Rupees)				
Items	July, 2016	From July, 2016	July, 2015	From July, 2015
320500 COLOUR LAKES,PREP AS SPECIFIED	26935	26935	22790	22790
320611 PIGMENT PREP TITANIUM DIOXIDE	611537	611537	582857	582857
320619 OTH,PIGMENT/PREP TITANIUM DIOX	2413	2413	8082	8082
320620 PIGMENT/PREP,CHROMIUM COMPOUND	11245	11245	17802	17802
320641 ULTRAMARINE/PEP BASE THEREON	3679	3679	2933	2933
320642 LITHOPONE/OTH PIGMENT/ZINC SUL	4154	4154	4518	4518
320649 OTH,COLOURING MATTER PREPARATN	59400	59400	54637	54637
320650 INORGANIC PRO USE LUMINOPHORES	336	336	238	238
320710 PREP PIGMENT/OPACIFIER/COLOURS	16675	16675	13409	13409
320720 VITRIFIABLE ENAMEL/GLAZE/ENGOB	7696	7696	1635	1635
320730 LIQUID LUSTER/SIMILAR PREPARAT	869	869	2517	2517
320740 GLASS FRIT/POWDER GRANULE/FLAK	86726	86726	72867	72867
320810 PAINT/VARNISH BASE ON POLYSTER	27312	27312	11871	11871
320820 PAINT/VARNISH,ACRY/VINYL POLYM	29480	29480	24953	24953
320890 OTH PAINT BASED ON POLYAMIDES	133263	133263	137295	137295
320910 PAINT/VARNISH ACRY/VINYL POLYM	9176	9176	12038	12038
320990 PAINT/VARNISH,SYN POLYMER/AQS	20953	20953	8870	8870
321000 OTH PAINT & VARNISH FOR LEATHE	24822	24822	15014	15014
321100 PREPARED DRIERS.	14054	14054	17894	17894
321210 STAMPING FOILS	22193	22193	20363	20363
321290 OTH,PIGMENT DISPERSE NON AQUOS	13948	13948	24373	24373
321310 COLOURS IN SETS	3115	3115	4695	4695
321390 OTH COLOUR ARTIST/PAINTERS	170	170		
321410 GLAZIERS/GRAFTING PUTTY,RESIN	30731	30731	26167	26167
321490 NON-REFRACTORY SURFACING PREP	43139	43139	22109	22109
321511 ROLLING COATING PRINT INK BLK	34980	34980	34310	34310
340290 OTH ORG SURFAC ACT,WASH/CLEAN	93250	93250	126952	126952
340311 PREP TEXTILE/LEATHER/OIL MATRL	63520	63520	50483	50483
340319 LUBRICAT PREP CONT PET/MIN OIL	75690	75690	88126	88126
340391 OTH,PREP TEXT/LEATHER/FURSK ML	253643	253643	213709	213709
340399 OTH LUBRICAT PREP OIL/GREASE	92993	92993	59589	59589
340420 ART/PREP WAXES,POLYETHEL GLYCL	32616	32616	4663	4663
340600 CANDLES,TAPERS AND THE LIKE	2957	2957	1351	1351
340700 MODELING PASTE ETC RETAIL SALE	3123	3123	5828	5828
350110 CASEIN	6331	6331	851	851
350290 OTH ALBUMIN O/T EGG ALBUMIN			6	6
350300 GELATIN&GELATIN DERIVATIVE	12720	12720	2148	2148
350400 PEPTONEDERV,PROTEIN SUBSTANCE	1156	1156	9275	9275
350510 DEXTRIN,OTH MODIFIED STARCHES	31331	31331	25244	25244
350520 GLUES	3831	3831	6918	6918
350610 PROD SUITABLE USE GLUE/ADHESIV	15561	15561	29289	29289
350691 ADHESIVE/RUBBER/PLASTIC/RESIN	104063	104063	116326	116326
350699 OTH PREP GLUE/ADHESIVE	14958	14958	9969	9969
360690 OTH FERRO CERIUM/OTH PYROPHORC			9	9
370110 X-RAY FILM,PLATE IN FLAT UNEXP	119712	119712	106238	106238
370130 OTH UNEXPOSED PLATE>255MM	79736	79736	90056	90056
370191 O.PL/FILM-COLOUR PHOTOGRAPHY			31	31
370210 PHOT-FILM ROLL UNEXPOSE,X-RAY	2025	2025		
370243 PHOT FILM W>610MM,L<200M			8647	8647
370244 PHOT FILMW>105MM BUT<610MM	28870	28870	73747	73747
370310 PHOT PAPER/BOARD/TEXT W>610MM			611	611
370320 PHOT PAPER/BOARD/TEXT UNEX/COL			3584	3584
370390 OTH PHOT PAPER/BOARD TEXT UNEX	9598	9598	9917	9917
370400 PHOT PLAT/FILM PAPER/BOARD EXP	37	37		
370510 PHOT PLAT/FILM FOR OFFSET REP			286	286
370590 OTH PHOT PLAT/FILM	47	47		
370690 OTH CINEMA FILM EXPOSE DEVELOP	939	939	628	628

Contd.

10.11 Imports by Economic Categories (Detail)

(In Thousand Rupees)				
I t e m s	July, 2016	From July, 2016	July, 2015	From July, 2015
370710 SENSITISING EMULSIONS	671	671	8011	8011
370790 OTH CHEM PREP,PHOTOGRAPHIC USE	10467	10467	17444	17444
380110 ARTIFICIAL GRAPHITE	1065	1065	5920	5920
380120 COLOIDAL/SEMI COLOIDL GRAPHITE	128	128		
380130 CARBONEOUS PASTE ELECTRODE	1850	1850	631	631
380190 OTH,PREP GRAPHITE O/T CARBON	1905	1905	3147	3147
380210 ACTIVATED CARBON	35616	35616	15346	15346
380290 OTH ACT CARBON/NAT MINER PROD	18638	18638	20058	20058
380400 RESIDUAL LYE FROM WOOD PULP NS	14291	14291	19564	19564
380590 OTH TERPENIC OIL CONIFER WOOD	6731	6731	10429	10429
380610 ROSIN AND ROSIN ACIDS	57786	57786	87817	87817
380630 ESTERS GUMS	10467	10467	8433	8433
380690 OTH,ROSIN,SPIRIT,OIL,RUN GUMS	5684	5684	7599	7599
380891 OTHER INSECTICIDES	802390	802390	1247780	1247780
380892 FUNGICIDES	439406	439406	400649	400649
380893 HERBICID,ANTISPROUTING PRODUCT	365932	365932	346475	346475
380894 DISINFECTANTS	27616	27616	19973	19973
380899 PLANT-GROWTH REGULATORS R.O-71	22049	22049	5085	5085
380991 OTH FINISHING AGENT ETC TX ETC	263328	263328	282432	282432
380992 OTH FINISHING AGENT DYE CARIER	23568	23568	33377	33377
380993 OTH FINISHING AGENT DYE CARIER	80013	80013	84136	84136
381010 PICKLING PREP METAL SURFACE	68245	68245	28986	28986
381090 OTH PREP FOR METAL SURFACE	918	918	38834	38834
381111 ANTI-KNOCK PREP OF LEAD COMP	537	537		
381119 OTHER,ANTI-KNOCK PREPARATIONS	652	652	878	878
381121 ADD LUBRICATE,PET OIL BIT MINE	553747	553747	324281	324281
381129 OTH ADDITIVE LUBRICATING OIL	64418	64418	97372	97372
381190 OTH PREP ADDITIVE FOR LIQU USE	81964	81964	203421	203421
381210 PREPARED RUBBER ACCELERATORS	9965	9965	13620	13620
381220 COMPOUND PLASTICIZER RUB PL	2772	2772	284	284
381230 ANTI-OXIDISING PREPAR & COMPOU	132657	132657	136630	136630
381300 PREP/CHARG FIRE-EXTINGUISHERS	6859	6859	2530	2530
381400 ORGAN COMP SOLVENT/THINNER NES	8191	8191	6932	6932
381511 SUPORTED CATALYST WITH NI/COMP			19679	19679
381512 SUPORTED CATALYST WITH PR/METL			1966	1966
381519 OTHER,SUPPORTED CATALYSTS	9693	9693	10170	10170
381600 REFRACTORY CEMENT,MORTARS,CONS	23126	23126	37358	37358
381700 MIXE ALKYL-BENZEN&MIX AL-NAPHT	602515	602515	365886	365886
381900 HYDRALIC BRAKE FLUIDS/LIQUIDS	10050	10050	10991	10991
382000 ANTI-FREEZING PREP/DEICE FLUID	17957	17957	27547	27547
382100 PREP CULTURE MEDIA MICRO-ORGAN	7955	7955	7134	7134
382200 DIAGNOSTIC/LAB REAGENTS/PR-DIA	446345	446345	477257	477257
382311 STEARIC ACID	17998	17998	8432	8432
382312 OLEIC (OLIVE) ACID	1903	1903	1791	1791
382313 TALL OIL FATTY ACIDS			286	286
382319 OTH INDUS MONOCARBOXYLIC F.ACI	128919	128919	280108	280108
382370 INDUSTRIAL FATTY ALCOHOLS	8594	8594	7496	7496
382410 PREP BINDER FOUNDRY MOUL CORES	17248	17248	9561	9561
382440 PREPARED ADDITIVES FOR CEMENT	51380	51380	23246	23246
382450 NON-REFRACTORY MORTAR CONCRETE	231	231	1228	1228
382460 SORBITOL O/TH SUB-H-NO.2905.44	36551	36551	46210	46210
382478 CON (PFCs)/(HFCs)BUT NOT(CFCs)	25926	25926	554	554
382479 OTH MIX CON HALOGE DER OF METH	792	792	10431	10431
382490 OTH,CHEMICAL PRODUCT/PREPARA	1180897	1180897	1451217	1451217
382550 WASTE OF METAL PICK LIQUORS	40	40		
382590 OTH RESIDUAL OF CEHM.INDUSTRY	266	266	2772	2772
390110 POLYETHYLENE SP GRAVITY<0.94	1985742	1985742	2036661	2036661

Contd.

10.11 Imports by Economic Categories (Detail)

(In Thousand Rupees)				
Items	July, 2016	From July, 2016	July, 2015	From July, 2015
390120 POLYETHYLENE SP.GRAVITY>0.94	1921602	1921602	1850775	1850775
390130 ETHYLENE-VINYL ACETATE COPLMER	100477	100477	120620	120620
390190 OTH POLYMER OF ETHYLENE P.FORM	222441	222441	230791	230791
390210 POLYPROPYLENE	2308095	2308095	2966689	2966689
390220 POLYISOBUTYLENE	4924	4924	4900	4900
390230 PROPYLENE COPOLYMERS	780056	780056	937775	937775
390290 OTHER OLEFINS IN PRIMARY FORMS	8683	8683	15349	15349
390311 POLYSTYRENE EXPANSIBLE	9401	9401	6210	6210
390319 OTHER POLYSTYRENE	25232	25232	13983	13983
390320 STYRENE-ACRYLONITRILE COPOLYMR	15363	15363	18678	18678
390330 ACRYLONITRILE-BUTADINE-STYRENE	249786	249786	145394	145394
390390 OTH POLYMERS OF STYRENE,P-FORM	23618	23618	12519	12519
390410 POLYVINYL CHLORIDE,UNMIX SUBST	398140	398140	446857	446857
390421 OTH POLYVINYL CHLORIDE,NON-PLA	7842	7842	131	131
390422 OTH POLYVINYL CHLORIDE PLASTIC	26807	26807	25635	25635
390430 VINYL CHLORIDE VINYL ACETATE	5894	5894	5489	5489
390440 OTH VINYL CHLORIDE COPOLYMERS	8461	8461	15547	15547
390461 POLYTETRALUOROETHYLENE	319	319	13	13
390469 OTHER, FLUORO-POLYMERS			980	980
390490 OTH POLYMERS OF VINYL CHLORIDE	2574	2574	1781	1781
390512 POLYVINYL ACETATE AQUE DISPERS	7259	7259	10899	10899
390519 OTH POLYVINYL ACETATE (PVA)	33	33		
390521 VINYL ACETATE COPOLYMERS AQUEO	35198	35198	55245	55245
390529 OTH VINYL ACETATE COPOLYMERS	7269	7269	24771	24771
390530 POLYVINYL ALCOHOL W/N CON UNHY	343186	343186	282173	282173
390591 COPOLYMERS	366	366	3458	3458
390599 POLYMERS OF OTHER VINYL ESTERS	35973	35973	30695	30695
390610 POLYMETHYL METHACRYLATE	947	947	11327	11327
390690 OTHER,ACRYLIC POLYMERS P/FORMS	383810	383810	310653	310653
390710 POLYACETALS	19477	19477	17577	17577
390720 OTHER POLYETHERS	550506	550506	663559	663559
390730 EPOXIDE RESINS	69445	69445	53856	53856
390740 POLYCARBONATES	164804	164804	108269	108269
390750 ALKYD RESINS	12682	12682	77968	77968
390760 POLYETHYLENE TEREPHTHACATE(PET)	254854	254854	495005	495005
390770 POLY(LACTIC ACID)			8152	8152
390791 OTHER POLYESTERS, UNSATURATED	3054	3054	942	942
390799 OTH POLYESTERS IN PRIMARY FORMS	35692	35692	42802	42802
390810 POLYAMIDE-6,-11,-12,-6,6,-6,10	21861	21861	24320	24320
390890 OTH POLYAMIDE IN PRIMAR FORM	6005	6005	41716	41716
390910 UREA RESINS, THIOUREA RESINS	1440	1440	152	152
390920 MALAMINE RESINS	10678	10678	23289	23289
390930 OTHER AMINO-RESINS	149052	149052	1259	1259
390940 PHENOLIC RESINS	38151	38151	21451	21451
390950 POLYURETHANES	246628	246628	230688	230688
391000 SILICONES IN PRIMARY FORMS.	421888	421888	338815	338815
391110 PETROL/COUMARONE,INDENE RESINS	14059	14059	30919	30919
391190 OTH,POLYSULPHIDE,SULPHONE/PLAS	7460	7460	13478	13478
391212 CELLULOSE ACETATES,PLASTICISED	1842	1842	234	234
391220 CELLULOSE NITRATES(INCL COLLO)	77744	77744	48361	48361
391231 CARBOXYMETHYL CELLULOSE & SALT	106089	106089	186248	186248
391239 OTHER CELLULOSE ETHERS	212904	212904	130569	130569
391290 OTH CELLULOSE & CHEM DERIVATIV	25706	25706	24907	24907
391310 ALGINIC ACID,ITS SALTS & ESTER	248652	248652	131746	131746
391390 OTH NATURAL POLYMERS/MODIFI	28519	28519	45381	45381
391400 ION-EXCHANGERS BASED ON POLYMR	40072	40072	36474	36474
391510 WASTE,ETC OF ETHLY/POLYM/PLAST			475	475

Contd.

10.11 Imports by Economic Categories (Detail)

(In Thousand Rupees)				
Items	July, 2016	From July, 2016	July, 2015	From July, 2015
391530 WASTE/ETC OF VINYL-CHLORIDE/PL	29545	29545	10569	10569
391590 WASTE,ETC PLASTIC/PARING	13956	13956	11939	11939
391610 MONOFILAMENT D>1MM RD/ST/PROFI	191	191		
391620 MONOFILAMENT D>1MM-PL PO VICHL	4373	4373	2188	2188
391690 OTH MONOFIL D>1MM PLASTIC-TOH	15973	15973	10021	10021
391710 ARTIFI GUTS OF HARDEN PROTEIN	9703	9703		
391721 TUBE,PIPE HOSES,RIGID,OF POLYM	11815	11815	7158	7158
391722 TUBE,PIPE HOSES,POLYMER OF PRO	241	241	4213	4213
391723 TUBE,PIPE ETC OF POLYMER VINYL	13510	13510	11880	11880
391729 TUBE,PIPE HOSE,RIGID,OTH PLAST	5398	5398	117334	117334
391731 FLEXIBLE TUBE,PIPE B-PRE27.6MP	10350	10350	11707	11707
391732 OTH,TUBE,PIPE HOSE W/OUT FITNG	3689	3689	822	822
391733 OTH TUBE,PIPE NOT REINFORCED			34347	34347
391739 OTHER TUBES,PIPES AND HOSES,	49779	49779	118079	118079
391890 FLOOR COVERING OF OTH PLASTICS	12739	12739	9779	9779
391910 SELF ADHESIVE PLAT,ETC W<20CM	113421	113421	74700	74700
391990 OTH,SELF-ADHESIV PLATE,W>20CM	260844	260844	294034	294034
392010 OTH PLATES,ETC PLASNON-CELULAR	124498	124498	131560	131560
392020 OTH PLATE,ETC PLAST NOT REINFO	75449	75449	141565	141565
392030 OTH PLATE,SHEET,ETC OF PLASTIC	59507	59507	51589	51589
392043 OTH PLATE,MAT OF VINYL CHLORID	60123	60123	36646	36646
392049 OTH PLAT,ETC VINYL CHLORID FLX	88169	88169	62721	62721
392051 OTH PLATE,ETC ACRYLIC POLYMERS	7529	7529	5843	5843
392059 OTH PLAT,ETC OTH ACRYLPOLYEER	1166	1166	6915	6915
392061 POLY CARBONATE IN PLATE, ETC	4251	4251	1327	1327
392062 OTH PLATE ETC POLY(ETH TEREPH)	25222	25222	94222	94222
392063 OTH PLATE ETC UNSAT-POLYESTERS	3463	3463	11777	11777
392069 OTH PLATES ETC OF OTH POLYESTR	3708	3708	8781	8781
392071 OTH PLAT ETC PLAS OF REG CELUL			2319	2319
392091 OTH PLATETC PLAS OF PO BUTRAL	4777	4777		
392092 OTH PLAT ETC-PLAS OF POLYAMIDE			294	294
392094 OTH PLAT ETC-PLAS OF PHENORES	641	641	17	17
392099 OTH PLAT ETC-PLAS OF OTH PLAST	29004	29004	26529	26529
392111 PLATES ETC OF PLAS POLY/STYREN	125	125	1292	1292
392112 PLAT ETC PLASTIC CEL P-VIN-CHL	57897	57897	40024	40024
392113 PLAT ETC PLA CEL OF POLUURETHA	35944	35944	45374	45374
392114 PLAT ETC PLA CEL OF REGERATED	1829	1829		
392119 FLAT SHET ETC PLA CEL OTH PLAS	24940	24940	22857	22857
392690 OTH, ARTICLES OF PLASTICS	331233	331233	326994	326994
400110 NATURAL RUBBER LATEX	201787	201787	161417	161417
400121 SMOKED SHEETS	20552	20552	45249	45249
400122 TECH SPECIFIED NATURAL RUBBER	321479	321479	200646	200646
400129 OTHER NATURAL RUBBER	11398	11398	9688	9688
400211 STYRENE-BUTADIENE RUBBER LATEX	95786	95786	87075	87075
400219 STYREN BUTADIEN RUBER CARBXyla	286412	286412	327495	327495
400220 BUTADIENE RUBBER (BR)	3651	3651	22752	22752
400231 ISOBUTENE-ISOPRENE RUBBER(IIR)	335025	335025	156905	156905
400239 OTH,HALO-ISOBUTENE-ISOPRENE RU	89	89	146	146
400241 CHLOROPRENE RUBBER LATEX (CR),			424	424
400249 CHLOROPRENE RUBBER O/THAN LATX	42614	42614	77105	77105
400259 ACRY BUTAD RUBBER O/THAN LATEX	28901	28901	62436	62436
400270 ETHYL PROPLENE-NON-CONJUGATED	31715	31715	26430	26430
400291 OTH SYNTHETIC RUBBER FACTICE	123	123		
400299 OTH SYN RUBBER FACTICE D/F OIL	2074	2074	14461	14461
400300 RECLAIMED RUBBER PRIMARY FORM	29212	29212	20692	20692
400400 WASTE,PAROMGS&SCRAP O/TH H-RUB	41078	41078	75503	75503
400510 COMP WITH CARBON BLACK OR SILI	18698	18698	5971	5971

Contd.

10.11 Imports by Economic Categories (Detail)

(In Thousand Rupees)				
Items	July, 2016	From July, 2016	July, 2015	From July, 2015
400520 SOLUTION/DISPERS O/T H-4005.10	7	7	170	170
400591 PLATE,SHEET STRIP UN-VUL RUBER	837	837	1314	1314
400599 OTHER COMPOUNDED RUBBER	9890	9890	23352	23352
400690 OTH FORM&ARTIC UNVULCAN RUBBER	285	285	39	39
400700 UNVULCA RUBBER THREAD & CORD	23387	23387	15815	15815
400811 PLATE,SHEET ETC CELLU VULC RUB	11022	11022	8506	8506
400819 RODS&OTH FORMS OF CEL.VULC RUB	112	112	2291	2291
400821 PLAT,SHET N-CELU VULCANI RUBER	27917	27917	38963	38963
400829 RODS&OTH FORM OF N/CEL VUL RUB	7168	7168	3839	3839
400911 TUBE,PIPE OF RUBBER W/O.FITING	41659	41659	32617	32617
400912 TUBE,PIPE OF RUBER WITH FITING	1649	1649	4026	4026
400921 TUBE,PIPE OF RUB W/O.METL.FIT	1639	1639	3525	3525
400922 TUBE,PIPE OF RUB WITH METL.FIT	1446	1446	1363	1363
400931 TUBE,PIPE RUB W/O TEX.METL.FIT	5379	5379	5952	5952
400932 TUBE,PIPE RUB W/TEX.METL.FIT	391	391	826	826
400941 TUBE,PIPE RUB W/O OTH.METL.FIT	5665	5665	3130	3130
401700 HARD RUBER IN ALL FORMS/ARTICL	942	942	2512	2512
410150 WHOLE,HIDE/SK BOV ANI F>16 KG	36060	36060	46451	46451
410210 RAW SKINS OF SHEEP/LAMB W/WOOL	116154	116154	156425	156425
410221 RAW SK SHEP/LAM W-OUT WOOL PKD	51777	51777	22408	22408
410229 OTH RAW SK SHEP/LAM W/OUT WOOL	4910	4910	24236	24236
410390 OTH,HID/SK FRE SALTED,DRIED,LA	41693	41693	87151	87151
410411 HIDE/SKIN FULL GRAIN UNSPLIT	3763	3763	2143	2143
410419 OTH HIDE,SKIN WET STATE	9513	9513	10759	10759
410441 HIDE,SKIN FULL GRAIN DRY STATE	7078	7078		
410449 OTHER HIDES DRY STATE(CRUST)	1057	1057		
410510 WET BLUE LAMB,SHEEP SKIN	46192	46192	43584	43584
410621 GOAT/KID SKIN WET BLUE	23373	23373	24451	24451
410622 GOAT/KID SKIN CRUST	672	672	7560	7560
410711 WHOLE HIDE SKIN FULL GRAIN BOV			3434	3434
410712 WHOLE HIDE/SKIN GRAIN SPLIT BV			3585	3585
410719 OTH WHOLE HIDE/SKIN BOV ANIMAL	47813	47813	38924	38924
410791 OTH HIDE INCL SIDES FULL GRAIN			73	73
410799 OTH LEATHER FURTHER PREPARED	24190	24190	19042	19042
411200 PREPARED LEATHER SHEEP/LAMB	3184	3184	11075	11075
411310 LEATHER PREP.AFTER TANN GOAT	18698	18698	8814	8814
411390 OTH LEA FURTHER PREP.AFTR TANE	1333	1333	2224	2224
411510 COMP. LEATHER WITH BASIS LEATH	354	354	16063	16063
411520 PARINGS, OTH WASTE OF LEATHER	379	379	516	516
430219 OTH,FURSKINS,WHOLE,W&W/OUT H&T	14940	14940	3984	3984
440310 WOOD TRET WITH PAINT,STAIN ETC	19913	19913	1792	1792
440320 OTH,CONIFEROUS SPECIES ROUGH	16761	16761	11360	11360
440349 OTH,WOOD,NON-CONF SPECIES ROUG	44537	44537	25012	25012
440391 OTH WOOD OAK LOGS NON-CONFIFER			2031	2031
440399 WOOD OF OTHER NON-CONF SPECIES	149724	149724	236460	236460
440410 CONIFEROUS	2025	2025	6135	6135
440420 NON-CONIFEROUS	1388	1388		
440799 OTH WOOD NON-CONF.SPECIES	88458	88458	125571	125571
440810 CONIFEROUS SHEET FOR VENEERING	7427	7427	14174	14174
440839 OTH VENEER SHEET/TROPICAL WOOD	4325	4325	3973	3973
440929 OTHER NON-CONIFEROUS WOOD	862	862	93	93
441011 PARTICLE BOARD OF WOOD	12086	12086	7415	7415
441090 OTH P-BOARD NOT AGGLOM W-RESIN	768	768	335	335
441112 MEDIUM DENSITY BOARD (MDF)	62501	62501	136316	136316
441113 (MDF)THICKNESS 5MM TO 9MM	24707	24707	15447	15447
441114 (MDF)THICKNESS EXCEEDING - 9MM	134568	134568	77211	77211
441192 OTH (MDF)DENSITY EXC 0.8 g/cm3	4290	4290		

Contd.

10.11 Imports by Economic Categories (Detail)

(In Thousand Rupees)				
Items	July, 2016	From July, 2016	July, 2015	From July, 2015
441193 OTH (MDF)DENSITY 0.5-0.8g/cm3	112465	112465	76579	76579
441194 OTH (MDF)DENSITY NOT> 0.5g/cm3	131	131	779	779
441231 OTH P-WOOD OF WOOD SHEET -6MM	769	769		
441232 OT P-W OUTER PLY NON-CONIFE-WD	38260	38260	30757	30757
441239 OTH PW CONSIST OF WD SHEET-6MM	24339	24339	9554	9554
441299 OTH PW CONSIST OF WOOD SHEET	154	154	214	214
441400 WOODEN FRAMES FOR PAINTINGS	1052	1052	549	549
441510 CASES,BOXES,CRATES,SIM/PACKING	195	195	379	379
441520 BOX PALLETS& OTHER LOAD BOARD	553	553	23	23
442190 OTHER,ARTICLES OF WOOD	25206	25206	17176	17176
450190 WASTE CORK,CRUSHED,GRANULATED	764	764	943	943
450390 OTHER ARTICLE OF NATURAL CORK			503	503
450410 BLOCK PLATE SHEET,STRIP CORK	8867	8867	4567	4567
460290 OTH BASKET/WICKERWORK/LOOFAH	538	538	690	690
470100 MECHANICAL WOOD PULP	16432	16432	82789	82789
470311 CHEM WOODPULP UNBLECHED CONIFE	62767	62767	101612	101612
470319 CHEM WOODPULP UNBLE NON CONIFE	10555	10555		
470321 CHEM WOODPULPSEMIBLEACH/BLEACH	330410	330410	232615	232615
470329 OTH CHEMWOODPULP BLE/SEMI-BLEH	11003	11003	350208	350208
470429 CHE W-PULP,S-BLE/BLE NON-CONIF	19092	19092	4077	4077
470500 SEMI-CHEMICAL WOOD PULP	5108	5108	90620	90620
470620 PULP OF FIBRES DERI FROM W-SCR	107	107		
470710 UN-BLEACHED KRAFT PAPER	3810	3810	19495	19495
470720 RECOVERED PAPER/PAPER BOARD BL			93	93
470730 PAPER/PAPERBOARD MACHINE PULP	43	43		
470790 WASTE & SCRAP OF OTHER PAPER	217144	217144	202594	202594
480100 NEWSPRINT,IN ROLLS OR SHEETS	335641	335641	478894	478894
480240 WALL PAPER BASE	272	272		
480254 OTH PAPER & PAPERBOARD<40G/SQM	12355	12355	3557	3557
480255 OTH PAPER&PAPERBOARD>40-G/SQM	242012	242012	219013	219013
480256 OTH PAPER&PAPERBOARD IN SHEETS	3909	3909	2225	2225
480257 OTH PAPER WT 40-150 G/M2	27612	27612	10645	10645
480258 PAPER & BOARD WT>150G/M2	31554	31554	47059	47059
480261 OTH PAPER&PAPERBOARD IN ROLLS	222	222		
480262 OTH PAPER&PAPER BOARD IN SHEET	317412	317412	281425	281425
480269 OTH U-C CARBONISING BASE PAPER	43025	43025		
480300 TOILET FACIAC TISSUE/TOWEL ETC	31068	31068	12147	12147
480411 KRAFTINER UN COATED UN-BLEACH	106589	106589	160965	160965
480419 OTH KRAFTLINER UNCOAT ROL/SHET	30590	30590	68755	68755
480421 SACK KRAFT PAPER,UNBLEACHED	597459	597459	345141	345141
480429 OTH SACK KRAFT PAP UN-COT RISH	927	927		
480431 OTH KRAFT P1BORD WT150G/SQMUNB	43509	43509	34612	34612
480439 OTH UNC K-P/BORD WT150G/SQMUB	18876	18876	8011	8011
480441 OTH KR.P/BORD W>150G<2259-UNBL			536	536
480442 OTH KRAFT 150-225G BLECH	1796	1796	3561	3561
480451 OTH KRAFT PAPER 225G ON BLEACH	3877	3877		
480459 OTH KRAFT PAPER IN ROLL 225G	15243	15243	10991	10991
480511 SEMI-CHEMICAL FLOUTING PAPER	10710	10710	27827	27827
480512 STRAW FLUTING PAPER			249	249
480519 OTHER FLUTING PAPER	37	37	3058	3058
480524 TESTLINER BD WT150G/M2 OR LESS	10034	10034	19347	19347
480525 TESTLINER BOARD WT>150 G/M2	10811	10811	10671	10671
480530 WRAPPING PAPER,UNCOAT	5172	5172	20858	20858
480540 FILTER PAPER/PAPERBOARD,UNCOAT	1419	1419	195	195
480591 OTH P&P/ BOARD<150G UNCOATED	39490	39490	26169	26169
480592 OTH P&P/BOARD 150-225G UNCOAT	22475	22475		
480593 OTH P & P BOARD<225G UNCOATED	14383	14383	10940	10940

Contd.

10.11 Imports by Economic Categories (Detail)

(In Thousand Rupees)				
Items	July, 2016	From July, 2016	July, 2015	From July, 2015
480620 GREASEPROOF PAPERS	1703	1703	1666	1666
480630 TRACING PAPERS	3713	3713	2415	2415
480640 CLASSINE/GLAZED TRANSPA PAPER	16080	16080	17556	17556
480700 COMPOSITE P/BOARD STICKING FLA	226	226	844	844
480810 CORRUGATED P&P/BOARD PERFORTED	328	328		
480840 SACK KRAFT PAPER CREPED/EMBOSD	479	479		
480890 OTH PAPER,CREPED/EMBOSSD/PERF	4401	4401	6511	6511
480920 SELF COPY PAPER	29089	29089	17245	17245
480990 OTH COPYING / TRANSFER PAPERS	5124	5124	1992	1992
481013 P&P/BOARD FOR WRITING/PRINTING	127894	127894	195738	195738
481019 OTH PAPER&PAPERBOARD IN SHEET	34604	34604	104001	104001
481029 OTH LIGHT WEIGHT COATED PAPER	144787	144787	140292	140292
481032 KRAFT PAPER&P/BOARD WT>150G/M2			12688	12688
481039 OTH KRAFT PAPER&P/BOARD BLEACH	1802	1802	62	62
481092 OTH PAPER&P/BOARD MULTI-PLY	853077	853077	1126675	1126675
481099 OTH PAPER&P/BOARD COATED	63000	63000	16465	16465
481110 P&P/BOARD,TARRED,BITUMINISED	1330	1330		
481141 GUMMED ADHESIVE PAPER & BOARD	152944	152944	227000	227000
481149 OTH GUMMED/ADHESIVE P&P/BOARD	9048	9048	70702	70702
481151 PAPER&PAPER BOARD PLASTIC COAT	174	174		
481159 OTH P&P/BOARD PLASIC COAT.	306973	306973	249546	249546
481160 P&P/BOARD COATED WAX COVERED.	46857	46857	74184	74184
481190 OTH P&P/B CELLULOSE WADDING	70455	70455	139504	139504
481320 CIGRETTE PAPER IN ROLL WTH SCM	18890	18890	61247	61247
481390 OTH CIGARET PAPER,BOOKLET/TUBE	22606	22606	53473	53473
481420 WALL PAPER COVERD WITH GRANITE	12261	12261	30535	30535
491199 OTHER, PRINTED MATTER	30488	30488	54603	54603
500200 RAW SILK (NOT THROWN)	51079	51079	2695	2695
500400 SILK YARN,NOT RETAIL SALE	37409	37409	14971	14971
500500 YARN SPUN FROM SILK,WASTE NRS	59817	59817	46289	46289
500790 OTHER SILK FABRICS	160579	160579	132581	132581
510111 SHON WOOL GREASY	829	829	5307	5307
510119 OTHER GREASY FLEECE WSHED WOOL	45207	45207	139628	139628
510121 SHORN WOOL, DEGREASED			5975	5975
510130 CARBONISED WOOL	23582	23582	10852	10852
510320 OTH WASTE OF WOOL/ANIMAL HAIR	194	194		
510510 CARDED WOOL	5804	5804	168	168
510529 OTHER WOOLTOPS&COMBED WOOL	9881	9881		
510610 YARN OF CARDED WOOL 85% WT WOL	38958	38958	24413	24413
510620 YARN OF CARDED WOOL<85% W WOL	9888	9888	6274	6274
510710 YARN OF COMBED WOOL-WOOL=>85%	33663	33663	4886	4886
510720 YARN OF COMBED WOOL-WEIGHT<85%			1887	1887
520100 COTTON, NOT CARDED OR COMBED.	2431287	2431287	3558406	3558406
520210 YARN WASTE(INCL.THREAD WASTE)	3639	3639	841	841
520299 OTHER COTTON WASTE	24602	24602	28559	28559
520300 COTTON, CARDED OR COMBED.	39	39		
520411 COTTON SEWING THREAD 85%/MORE	203	203		
520419 OTH COTTON SEWING THREAD 85%>	1765	1765		
520420 COTTON SEWING THREAD,RETL SALE			105	105
520511 SIN.COT.YAR.U.COM.FIB.D-714.29	6528	6528	75530	75530
520512 S-COT.YARN UCF.D-232.56-714.29	35632	35632	37192	37192
520513 S-COT.YARN UCF.D-192.31-232.56	91657	91657		
520521 S/C YARN COM.FIB D-714.29/MORE	13745	13745		
520522 S/C YARN LF.DX.232.56-714.29	14428	14428	60163	60163
520523 S/C.YARN LF.DX.192.31-232.56	10990	10990	2530	2530
520524 S/C YARN COM.FIB.125-192.31-DX	110071	110071		
520526 S/C YARN LF. DX. 106.30-125.			8679	8679

Contd.

10.11 Imports by Economic Categories (Detail)

(In Thousand Rupees)				
I t e m s	July, 2016	From July, 2016	July, 2015	From July, 2015
520527 S/C YARN COM.FIB.106-36-125-DX	192017	192017	252385	252385
520528 S/C YARN COMBED FIB.< 83.33-DX	46999	46999	148149	148149
520531 MUL/CAB.C/Y.ULF.>714.29DECITEX	15672	15672	65144	65144
520535 MUL/CAB.C/Y UN.COM.FIB<125.DX.	16938	16938	10565	10565
520542 MUL/CAB.C/Y CF.232.56-714.29DX	4211	4211	6922	6922
520543 MUL/CAB.C/Y CF.129.31-232.56DX	313	313		
520544 MUL/CAB.C/Y C.FIB-125-192.31DX	41	41		
520547 MUL/CAB C.Y CF.83.33-106-38 DX	5246	5246		
520611 S/C YARN UN COM. FIB>714.29 DX	11490	11490	5752	5752
520612 S/C YARN UN.COM. FIB.<71429.DX			15536	15536
520622 S/C YARN COMBED FIB.<714.29DX			85	85
520624 S/C YARN COMBED FIB< 192.31DX			4143	4143
520625 S/C YARN COMBED FIB<125 DX			4776	4776
520632 MUL/CAB C/Y UCF<D714.29,232.56			166	166
520634 MUL/CAB C/Y UCF <192.31,125DX	1346	1346		
520635 MUL/CAB C/Y UN-COM F/B<125DX	1599	1599	7186	7186
520645 MUL/CAB C/Y COM FIB<125DX	2239	2239		
521225 OTH W-FAB COT PRINTED>200G/SQM			36	36
530129 OTH, FLAX,HACKLED NOT SPUN	39283	39283	41536	41536
530290 OTH,TRUE,HEMP RAW,PROSS N-SPUN				
530310 JUTE/OTH TEXT BAST FIB RAW/RET	142509	142509	306386	306386
530390 OTH, WASTE OF JUTE&TEXTILE FIB			5573	5573
530500 COCONUT,ABACA RAMIE,RAW/PROCE	9887	9887	7702	7702
530610 SINGLE FLAX YARN	7882	7882	8267	8267
530710 SINGLE,YARN OF JUTE OR OTH FIB	8542	8542	8611	8611
530720 MULTIPLE OR CABLED YARN(RAMIE)	3574	3574		
530810 COIR YARN	5415	5415	3191	3191
531100 WOV FAB OF OTH VEG TEX FIB	39	39		
540110 SEWING THREAD SYTHA FILAMENT	42273	42273	34961	34961
540120 SEWING THREAD ARTIFICIAL FILAM	299918	299918	218433	218433
540211 HIGH TENANCITY YARN OF ARAMIDS	884	884		
540219 OTH HIGH TENANCITY NYLON YARN	4540	4540		
540220 HIGH TEN YARN OF POLYESTERS	1080	1080	1101	1101
540231 FILAMENTS YARN NYLON POLY 50	76324	76324	91535	91535
540232 FILAMENTS YARN NYLON/OTH POLY	24340	24340	7913	7913
540233 FILAMENTS YARN OF POLYESTERS	1215974	1215974	1059563	1059563
540234 TEXTURED YARN OF POLYPROPYLENE	25640	25640	43861	43861
540239 OTH, SYNTHETIC FILAMENTS YARN	18248	18248	32323	32323
540244 OTH YARN SINGLE UN-TWIST/TWIST	456075	456075	532904	532904
540245 ELASTOMERIC YARN OF NYLON	48267	48267	29732	29732
540246 ELASTOMERIC YAR,POLY-PARTIALLY	6594	6594	2160	2160
540247 ELASTOMERIC YARN OF POLYESTERS	396410	396410	253562	253562
540248 O-ELASTOMERIC OF SPANDEX/LYCRA	3183	3183		
540249 OTH,YARN,SINGLE,50 TURNS/MTR	10631	10631	25516	25516
540251 OTH S/Y TWIST>50/M NYLON,POLYA	6055	6055		
540252 OTH S/Y TWS>50/M OF POLYESTER	52035	52035	24956	24956
540261 OTH Y-MULTIPLE/CAB NYLON/POLYM	1489	1489	1985	1985
540262 OTH Y-MULTI/CAB OF POLYESTER	92396	92396	96019	96019
540269 OTH Y-MULTI/CAB NOT RETAIL SAL	3566	3566	4803	4803
540331 OTH Y/S UN-TWST VISCOSE RAYON	1280976	1280976	703749	703749
540332 OTH Y/S VIS RAY >120TURNS/MTRS	398212	398212	497281	497281
540333 OTH YARN,SINGLE CELLULOSE ACET	6551	6551		
540339 OTH ARTIF FILAMENT YARN SINGL	144863	144863	78413	78413
540341 OTHER YARN OF VISCOSE RAYON	5463	5463		
540349 OTH ARTI FILAMENT YRN VIS RAYO			67	67
540411 ELASTOMERIC SYN-MONOFILAMENT			104	104
540412 OTH MONOFILAMENT OF POLYPROPYL			2448	2448

Contd.

10.11 Imports by Economic Categories (Detail)

(In Thousand Rupees)				
Items	July, 2016	From July, 2016	July, 2015	From July, 2015
540419 OTH SYN MONOFILAMENT OF 67-DEX	13013	13013	16586	16586
540490 OTH SYNTH YARN & SYNTH TEX MAT	9081	9081	11638	11638
540500 ARTIFICIAL MONOFILAMENT67D/MORE	1147	1147		
550110 SYN FIL TOW NYLON/O0POLYAMIDES			50	50
550120 SYN FILAMENT TOW OF POLYESTERS	3134	3134		
550130 ACRYLIC OR MODACRYLIC	278499	278499	244305	244305
550200 ARTIFICIAL FILAMENT TOW	196795	196795	472797	472797
550311 SYN STAPL FIB OF NY OF ARAMIDS	8697	8697	4858	4858
550319 OTH SYN STSPL FIB NOT CARD/COM	15364	15364		
550320 SYN STA FIB POLYESTER N-CRD/CD	669546	669546	1074359	1074359
550330 SYN STA FIB ACRYLIC N-CRD/COMD	178758	178758	733118	733118
550340 SYN STAFIB POLYPROPYLENE N-C/C	1516	1516	1721	1721
550390 SYN STAPLE FIB NOT CARDED/COMB	10502	10502	21185	21185
550410 ART-STA FIB VIS RAYON N-CRD/CO	2510751	2510751	2475866	2475866
550490 OTH ART STAPLE FIB NOT CARDED	618853	618853	524205	524205
550510 WASTE SYNTHETIC FIBRES			689	689
550520 WASTE ARTIFICIAL FIBRES	2037	2037		
550620 SYN STA FIB CRD,COM SPN POLYES	32217	32217	27927	27927
550630 ACRYLIC FIBRES CARDED/COMBED			3724	3724
550810 SEWING THREAD SYN STAPLE FIBRE	2612	2612	572	572
550911 S/Y STA FIB 86% WT NYLON	18415	18415	15375	15375
550912 MULTI CAB YRN SYN FIB NYL 85%W			1880	1880
550921 S/Y SYN STA FIB 85% WT POLYSTR	244748	244748	346602	346602
550922 MULTI STA FIB 85% W POLYESTER	180171	180171	117101	117101
550931 SINGLE YARN85% OR MORE ACRYLIC	11968	11968	33093	33093
550932 MUL/CAB YARN 85% ACRYLIC FIB	54204	54204	69590	69590
550941 SINGLE YARN 85% WT SYN STA FIB	22647	22647	21998	21998
550942 MUL/CAB YARN SYN STA FIB 85%WT	177	177		
550951 O/YRN POLYES STA FIB MIX ARTIF	262106	262106	229703	229703
550953 OTH YRN OF POLYESTER MIX COTTN	16324	16324	12152	12152
550959 OTH YRN OF POLY STAPLE FIBRE	18619	18619	56474	56474
550961 O/YRN OF ACRYLIC S-FIB MX WOOL			2249	2249
550962 OTH YARN ACRYLIC MIX COTTON			51	51
550969 YARN ACRYLIC FIB NOT FOR R-SAL	24845	24845	48025	48025
550999 OTH YARN SYN FIB NOT FOR R-SAL			9129	9129
551011 S/YRN ART STA FIB>85% STAPLE-F	147279	147279	84722	84722
551012 MUL/CAB YARN ART STA FIB>85%W	169	169		
551030 O/YRN ART STA FIB MIX COT-NRS			6410	6410
551090 O/YRN ATT STA FIB<85%ART ATA-F	3439	3439	144	144
560290 OTH FELTS,NOT IMPREGNATE,COAT	10453	10453	27360	27360
560311 N-WOVNS, M-MADE FILA>25G/SQM	117827	117827	65166	65166
560312 N-WOV,M-MAD FIL>25G/SQM>70GSQM	122105	122105	109817	109817
560313 N-WOVNS,M-MAD FIL>70G/SQM>150G	15122	15122	48037	48037
560314 N-WOV,M-MAD FLAME WT>150G/SQM	17705	17705	14027	14027
560391 OTH NONWOVENS, WT>25 G/SQM	1281	1281		
560392 OTH N-WOV,WT>25G/SQM>70 G/SQM	1298	1298	5856	5856
560393 OTH,NON WOVEN>70G/SQM>150G/SQM	4604	4604	5417	5417
560394 OTH,N-WOVEN WEIGHING>150G/SQM	270496	270496	191644	191644
560410 RUBBER THREA AND CORD,TEX COVE	450	450	22	22
560490 OTHER,TEXTILE COVERED MATERIAL	7132	7132	14677	14677
581099 OTH TEXTILE MATERIAL.			310	310
581100 QUILTED TEXTILE PRODUCT PIECE.	3598	3598	1355	1355
590110 TEX FAB.GUM COATED/AMYLAC,SUBS	190	190		
590290 OTH,TYRE CORD FAB YARN VIS-RYN			1036	1036
590310 TEX.FAB.IMP,COV/LMTD PICAL.	154522	154522	167604	167604
590320 TEX.FAB IMP,COATED,POLYURETHAN	115875	115875	134513	134513
590490 OTH FLOOR COVERINGS, LINOLEUM			51	51

Contd.

10.11 Imports by Economic Categories (Detail)

(In Thousand Rupees)				
Items	July, 2016	From July, 2016	July, 2015	From July, 2015
590610 ADHESIVE TAPE < 20 CM	1867	1867	1806	1806
590699 OTHER,RUBBERISED TEX FAB,N.S	2897	2897	10582	10582
590700 TEXTILE FABRICS O/W IMPG/COATD	22880	22880	22794	22794
630800 SETS OF WOVEN FABRICS AND YARN	90	90	92	92
630900 WORN CLOTHING&OTH WORN ARTICLE	1261208	1261208	1076011	1076011
631010 USED&NEW RAGS,SCRAP,TWINE,ETC			16	16
640590 OTHER FOOTWEAR	5762	5762	25678	25678
640610 OTH PARTS OF FOOTWEAR N.S.	38073	38073	29975	29975
640620 OUTER SOLE/HEEL OF RUB/PLASTIC	6400	6400	4860	4860
640690 PARTS OF FOOTWEAR/OTH MATERIAL	4473	4473	1653	1653
700800 MUL-WALLED INSULATE UNIT GLASS	402	402	943	943
700910 REAR VIEW MIRRORS FOR VEHICLES	5596	5596	6178	6178
700991 UNFRAMED GLASS MIRRORS	47585	47585	59036	59036
701399 O-GLASSWARE INDOOR DECORATION	163014	163014	163177	163177
701890 OTH GLASS ART O/T IMI-JEWELERY	6921	6921	9773	9773
701911 SILVER/ROVINGYARN C/STAND=50MM	341	341	19	19
701912 ROVINGS	11894	11894	21596	21596
702000 OTH ARTICLES OF GLASS	4643	4643	4363	4363
710399 OTH SEMI/PRE STONES WORKED N.S			581	581
710692 SEMI-MANUFACTURED SILVER	7458	7458	506	506
730890 OTH STRUCTURE OF IRON OR STEEL	1616016	1616016	334697	334697
730900 RESERVATORS,TANKS,VATS SIMICONT	7473	7473	26369	26369
731010 TANKS,CASKS,DRUMS,CANS,BOX>50	1398	1398	3301	3301
731021 CAN,CLOSED BY SOLD/CIMP CAP<50	1933	1933	5948	5948
731029 OTH TANK,CASK,DRUM,BOX CAP<50	45421	45421	31420	31420
761090 ALUM STRUCTURE & PARTS N.E.S.	43233	43233	24152	24152
761210 COLLAPSIBLE TUBULAR CONTA ALUM	4362	4362	3403	3403
761290 OTH CASKS,DRUM,CAN,BOXES ALUMI	214860	214860	133420	133420
890800 VESSELS&F-STRU FOR BREAKING UP	890043	890043	514086	514086
900110 OPTICAL FIB,OPTI FIB BUNDLES	42183	42183	67262	67262
900130 CONTACT LENSES.	2614	2614	1044	1044
900140 SPECTACLE LENSES OF GLASS.	2629	2629	4511	4511
900150 SPECTACLE LENSES OTH MATERIAL	2230	2230	1516	1516
900190 OTH LENSES, PRISMS, MIRRORS	206	206	2069	2069
900211 OBJETIVE LENSE CAMRA/PROJECTOR	3271	3271	164	164
900219 OTHER OBJECTIVE LENSES.	1114	1114	1640	1640
900220 FILTERS FOR OBJECTIVE LENSES			202	202
900290 OTH,MOUNTED OPTICAL ELEMENTS	287	287	632	632
900311 FRAMS,MOUNTINGS OF PLASTICS	183	183	284	284
900319 FRAM,MOUNTING OF OTH MATERIAL	6093	6093	7302	7302
900390 PART FOR FRAMES&MOUNT SPECATLE	259	259		
900410 SPECTACLES,GOGGLES SUNGLASSES	28728	28728	25976	25976
900590 PARTS/ACCESSORIE OF BINOCULARS	274	274	23	23
900630 CAMERA USED IN UNDERWATE SURVY	1319	1319		
900659 OTH CAMERA PHOTOGRAPHIC			13	13
900661 DISCHARGE LAM FLASHLIGHT APPAR			289	289
900669 OTH PH-GRAPHIC FLASHLIGHT APPA	45	45		
900691 PARTS,ACCE PHOTOGRAPHIC CAMERA	483	483	845	845
B. CAPITAL GOODS TOTAL	32410023	32410023	32847518*	32847518
250100 SALT/PURE SODIUM CHLORIDE	4079	4079	2577	2577
250300 SULPHUR OF ALL KINDS	29100	29100	25369	25369
250410 NATURAL GRAPHITE OF ALL KINDS	13009	13009	13299	13299
250490 OTHER,NATURAL GRAPHITE	38	38		
250510 SILICA SANDS AND QUARTZ SANDS	522	522		

Contd.

10.11 Imports by Economic Categories (Detail)

(In Thousand Rupees)				
Items	July, 2016	From July, 2016	July, 2015	From July, 2015
250590 OTHER NATURAL SANDS	1418	1418	1067	1067
250610 QUARTZ (O/T NATURAL SANDS)	24	24	448	448
250620 QUARTZITE ROUGHLY TRIMMED	254	254		
250700 KAOLIN & OTH KAOLIN CLAYS	66107	66107	68763	68763
250810 BENTONITE	8204	8204	272	272
250830 FIRE-CLAY	166	166	854	854
250840 OTHER CLAYS	13980	13980	7655	7655
250900 CHALK	2616	2616	7589	7589
251110 NATURAL BARIUM SULPHATE	1304	1304	2983	2983
251200 SILICEOUS FOSSIL MEALS			1118	1118
251310 PUMIC STONE W/NOT HEAT TREATED	9797	9797	9306	9306
251320 EMERY,NATURAL CORUNDUM,GARNET	941	941	4498	4498
251400 SLATE,WHET/NOT ROUGHLY TRIMED	379	379		
251511 MARBLE/TRAVERTINE,CRUDE ROUGH	366	366	4099	4099
251512 MARBLE,TRAVERTINE,MERELY CUT	3106	3106		
251611 GRANITE,CRUDE/ROUGHLY TRIMMED	4411	4411	1866	1866
251612 GRANITE,MERELY CUT,BY SAWING	335	335		
251710 PEBBLES,GRAVEL/CRUSH STONE ETC	84	84		
251741 GRANULES,CHIP & POWDER,MARBLE	275	275		
251749 OTH GRANULE,CHIPPING & POWDER	3347	3347		
251830 DOLOMITE RAMMING MAX	1472	1472		
251910 NAT.MAG.CARBONATE (MAGNESITE)			1153	1153
251990 OTH FUSED MAGNESIA,DEAD BURNED	16026	16026	13998	13998
252010 GYPSUM; ANHYDRITE	3402	3402	2047	2047
252020 PLASTERS OF CALCINED GYPSUM	1469	1469	1472	1472
252100 LIMESTONE FLUX;LIMESTON CEMENT	63	63		
252210 QUICKLIME	614	614		
252220 SLAKED LIME	1127	1127	1202	1202
252310 CEMENT CLINKERS	52810	52810	4687	4687
252329 OTHER PORTLAND CEMENT	82608	82608	6569	6569
252330 ALUMINOUS CEMENT(CEMENT FONDU)			176	176
252390 OTHER HYDRAULIC CEMENTS	38702	38702	25147	25147
252490 OTHER ASBESTOS	15428	15428	2531	2531
252520 MICA POWDER	530	530		
252610 NATURAL STEATITE,NOT CRUSHED	1640	1640	3220	3220
252620 NATURAL STEATITE,CRUSH/POWDER	2147	2147	2563	2563
252910 FELDSPAR	1929	1929		
252922 FLUORSPAR>97% CALCIUM FLORIDE	3164	3164	112	112
253010 VERMICULITE,PERLITE CHLORITES	69	69		
253090 OTHER,MINERAL SUBSTANCES	34508	34508	31804	31804
260111 IRON ORES,CONCEN,NON-AGGLOMERT			142300	142300
260700 LEAD ORES AND CONCENTRATES	277	277	1037	1037
261400 TITANIUM ORES & CONCENTRATES			6415	6415
261590 OTH NIOBIUM,TANTALUM,VANAD ORE			156	156
261800 GRANULATED SLAG M/G IRON,STEEL	45734	45734	27769	27769
261900 SLAG,DROSS OTH WASTE,IRN/STL	1157	1157	459	459
262011 HARD ZINC SPELT MAINLY OF ZINC			843	843
262019 OTH,ASH&RESIDUE C/MAINLY ZINC			548	548
262040 ASH&RESIDUE MAINLY OF ALUMNIUM	266	266	444	444
270111 ANTHRACITE NOT AGGLOMERATED	182	182	2663	2663
270112 BITUMINOUS COAL,NOT AGGLOMERAT	2760398	2760398		
270119 OTHER COAL,NOT AGGLOMERATED	1786377	1786377	4179194	4179194
270120 BRIQUETTES SIMILAR SOLID FUEL			64	64
270210 LIGNITE NOT AGGLOMERATED			1951	1951
270300 PEAT INCLPEAT LITTER	3250	3250	1643	1643
270400 COKE/SEMI OF COAL,RETORT CARBN	279756	279756	161211	161211
270720 TOLUOLE (TOLUENE)			2328	2328

Contd.

10.11 Imports by Economic Categories (Detail)

(In Thousand Rupees)				
Items	July, 2016	From July, 2016	July, 2015	From July, 2015
270730 XYLENE (XYLENES)	163081	163081	160843	160843
270750 OTH STOCK FOR CARBON BLACK	7193	7193	4973	4973
270799 OTH OIL /PROD DISTLION COALTAR	49086	49086	75310	75310
271019 KEROSENE,INCL KER.TY. JET FUEL	1352125	1352125	997591	997591
271129 OTH GAS HYDROCARBON GAS STATE	888	888		
271210 PETROLEUM JELLY	19583	19583	33377	33377
271220 PARAFIN/WAX,CONT WT<0.75%OIL	11350	11350	51973	51973
271500 BITUMEN MIXTURES,NATURAL	2185	2185	9165	9165
271600 ELECTRICAL ENERGY	1195049	1195049		
280120 IODINE	19307	19307	22920	22920
280200 SULPHUR,SUB/PRE COLLI.SULPHER			410	410
280300 CARBON(INCL CARBON BLACK)NES	347747	347747	189841	189841
280410 HYDROGEN.	356	356	29	29
280421 ARGON	2083	2083	6404	6404
280429 OTHER, RARE GASES.	5395	5395	6609	6609
280430 NITROGEN			519	519
280440 OXYGEN			763	763
280469 OTHER SILICON	1663	1663	3285	3285
280470 PHOSPHORUS	10865	10865	6574	6574
280490 SELENIUM	7681	7681	10436	10436
280519 OTHER ALKALI METALS	5040	5040	16959	16959
280540 MERCURY			2282	2282
280610 HYDROGEN CHLORIDE (HCL ACID)	116	116	7571	7571
280700 SULPHURIC ACID; OLEUM	845	845		
280800 NITRIC ACID;SULPHONITRIC ACIDS	8626	8626	6981	6981
280910 DIPHOSPHORUS PENTAOXIDE	1766	1766	1038	1038
280920 PHOSPHORIC/POLPHOSPHORIC ACIDS	2121093	2121093	2785874	2785874
281000 OXIDES OF BORON;BORIC ACIDS	19061	19061	27910	27910
281111 HYDROGEN FLUORIDE	1112	1112	1080	1080
281119 OTHER INORGANIC ACIDS.	5013	5013	18293	18293
281121 CARBON DIOXIDE	41815	41815	358	358
281122 SILICON DIOXIDE (SILICA)	67277	67277	72314	72314
281129 OTH INORGANIC OXYGEN COMPOUNDS	5434	5434	2421	2421
281290 OTH HALIDE/HALIDE OXIDES	317	317		
281420 AMMONIA IN AQUEOUS SOLUTION	1984	1984	2740	2740
281511 SODIUM HYDROXIDE SOLID	14354	14354	9487	9487
281512 SODIUM HYDROXIDE AQUEOUS SOL	994	994		
281520 POTASSIUM HYDROXIDE (CAUSTIC)	24181	24181	26222	26222
281610 HYDROXIDE/PEROXIDE OF MAGNESUM	9709	9709	12981	12981
281640 STRONTIUM,OXIDE,H-OXIDE,PEROXI	1979	1979		
281700 ZINC OXIDE;ZINC PEROXIDE	24193	24193	25906	25906
281810 ARTIFICIAL CORUNDUM NOT DEFIN	1718	1718	6782	6782
281820 ALUMINIUM OXIDE O/T ARTIFICIAL	13838	13838	20568	20568
281830 ALUMINIUM HYDROXIDE	27293	27293	37914	37914
281910 CHROMIUM TRIOXIDE			16391	16391
281990 OTH,CHROMIUM OXIDES&HYDROXIDE	2603	2603	1857	1857
282090 OTHER, MANGANESE OXIDES	10564	10564		
282110 IRON OXIDES AND HYDROXIDES	44682	44682	51292	51292
282120 EARTH COLOURS			56	56
282200 COBALT OXIDE & HYDROXIDE	6937	6937	8857	8857
282300 TITANIUM OXIDES.	6727	6727	23976	23976
282410 LEAD MONOXIDE(LITHARGE,MASICOT			10639	10639
282510 HYDRAZINE,YDROXYLAMINE SALT	3535	3535	4606	4606
282520 LITHIUM OXIDE AND HYDROXIDE			3945	3945
282530 VANADIUM OXIDES AND HYDROXIDES			44	44
282580 ANTIMONY OXIDES	624	624	17603	17603
282590 OTH INORGANIC BASE/METAL OXIDE	2017	2017	1190	1190

Contd.

10.11 Imports by Economic Categories (Detail)

(In Thousand Rupees)				
I t e m s	July, 2016	From July, 2016	July, 2015	From July, 2015
282619 OTHER, FLOURIDES	2434	2434	429	429
282690 OTHER, COMPLEX FLUORINE SALTS			4279	4279
282710 AMMONIUM CHLORIDE	5930	5930	4105	4105
282720 CALCIUM CHLORIDE	8407	8407	18873	18873
282731 CHLORIDES OF MAGNESIUM	1420	1420	2029	2029
282732 CHLORIDES OF ALUMINIUM			1501	1501
282735 CHLORIDES OF NICKEL	4996	4996	3163	3163
282739 OTHER CHLORIDES:	9821	9821	22959	22959
282741 CHLORIDE OXIDE/HYDROXIDE COPPER	73	73		
282751 SODIUM POTASSIUM BROMIDES	246	246	301	301
282759 OTH BROMIDE/BROMIDE OXIDE	103601	103601	5737	5737
282760 IODIDES AND IODIDE OXIDES	424	424	477	477
282810 COM CAL HYP (BLEACHING POWDER)	85	85		
282890 OTH HYPOCHLORITES/HYPOBROMITES	1022	1022	1657	1657
282911 CHLORATES OF SODIUM			2614	2614
282919 OTH CHLORATES/PERCHLORATES	25377	25377	42560	42560
282990 OTH BROMATES/PERBROMATE/IODATE	5	5	22976	22976
283010 SODIUM SULPHIDES	92567	92567	89573	89573
283110 SODIUM DITHIONITE, SULPHOXYLATE	90645	90645	86077	86077
283190 OTH DITHIONITE & SULPHOXYLATE	143496	143496	146987	146987
283210 SODIUM SULPHITES (NEUTRAL)	27202	27202	41312	41312
283220 OTHER SULPHITES	349	349	113	113
283230 THIOSULPHATES	1207	1207		
283311 DISODIUM SULPHATE	122137	122137	173977	173977
283319 OTHER SODIUM SULPHATES	2798	2798	661	661
283321 MAGNESIUM SULPHATE (EPSOM SLATE)	3899	3899	4548	4548
283322 SULPHATES OF ALUMINIUM	2850	2850	6955	6955
283324 SULPHATES OF NICKLE	9272	9272	6161	6161
283325 SULPHATES OF COPPER	8717	8717	6354	6354
283327 SULPHATES OF BARIUM	4853	4853	3826	3826
283329 OTHER SULPHATES	140573	140573	149295	149295
283340 PEROXOSULPHATES (PERSULPHATES)	6891	6891	3211	3211
283410 NITRITES	5470	5470	1296	1296
283421 NITRATES OF POTASSIUM	10576	10576	19612	19612
283429 OTHER, NITRATES	6260	6260	4439	4439
283510 PHOSPHINATES & PHOSPHONATES	1040	1040	136	136
283522 PHOSPHATES OF MONO-OR DISODIUM	13626	13626	18403	18403
283524 PHOSPHATES OF POTASSIUM	2753	2753	195	195
283525 CALCIUM HYDROGEN-ORTHOPHOSPHATE	88142	88142	85676	85676
283526 OTH CALCIUM PHOSPHATE (PURE)	4594	4594	8558	8558
283529 OTHER, PHOSPHATES	1032	1032	3066	3066
283531 SODIUM TRIPHOSPHATE	47226	47226	59590	59590
283539 OTHER, POLYPHOSPHATES	18373	18373	22289	22289
283620 DISODIUM CARBONATE NATURAL	124344	124344	60018	60018
283630 SODIUM HYDROGEN CARBONATE	21596	21596	22392	22392
283640 POTASSIUM CARBONATE	20205	20205	9433	9433
283650 CALCIUM CARBONATE	10345	10345	14989	14989
283660 BARIUM CARBONATE	7546	7546	24603	24603
283699 OTHER, CARBONATES	80271	80271	36015	36015
283719 OTH CYANIDE/OXIDES			76	76
283720 COMPLEX CYANIDES	64	64		
283911 SODIUM METASILICATES	2236	2236	2946	2946
283919 OTHER, SILICATES	1553	1553	1630	1630
283990 OTHER, METAL SILICATE	4251	4251	7146	7146
284019 OTH DISODIUM TETRABORATE (REFINE)	11428	11428	26505	26505
284020 OTHER, BORATES	14836	14836	12148	12148
284130 SODIUM DICHROMATE			30910	30910

Contd.

10.11 Imports by Economic Categories (Detail)

(In Thousand Rupees)				
Items	July, 2016	From July, 2016	July, 2015	From July, 2015
284150 OTH CHROMATE DI/PER CHROMATES	38655	38655	103	103
284161 POTASSIUM PERMANGANATE	4671	4671	7915	7915
284170 MOLYBDATES	250	250	590	590
284190 OTH,SALT OXOMETALIC/PEROX ACID			4111	4111
284210 DOUBLE OR COMPLEX SILICATES.	28972	28972	18728	18728
284290 OTHER SALTS OF INORGANIC ACIDS	4682	4682	70667	70667
284321 SILVER NITRATE.			413	413
284329 OTHER,SILVER COMPOUNDS	565	565	391	391
284390 OTHER COMPOUNDS,AMALGAMS	233	233		
284410 NATURAL URANIUM,ITS COMP ALLOY			101	101
284440 RADIOACTIVE EL/ISOTOP COMP ALY	9746	9746	6967	6967
284590 OTH ISOTOPES & THEIR COMPOUNDS			602	602
284610 CERIUM COMPOUNDS.	1128	1128		
284690 OTH RARE EARTH METAL COMPOUNDS	3002	3002	2437	2437
284700 HYDROGEN PEROXIDE SO-WITH UREA	34854	34854	27473	27473
284910 CALCIUM CARBIDES	86825	86825	146224	146224
284920 SILICON CARBIDE	3949	3949	5236	5236
285210 INORG/ORGANIC COMP OF MERCURY	3204	3204	1188	1188
285300 OTH INORGANIC COPM AMALGAMS	147	147	201	201
290899 OTH SULPHONATED DER OF PHENOLS	10538	10538	11264	11264
290911 DIETHYL ETHER	190	190		
290919 OTHER, ACYCLIC ETHER	1383	1383	2754	2754
290920 CYCLANIC,CYC ETHER HALOGEN DER	320	320		
290930 AROMATIC ETHER HALOGEN SULPH'T	3743	3743	5661	5661
290941 2,2-OXYDIETHANOL(DIETHYL GLYCL	108300	108300	54702	54702
290943 MONOBUTYL ETHER,ETHYLEN GLYCOL	12139	12139	17889	17889
290944 MONOALKYL ETHER,ETHYLEN,GLYCOL	47540	47540	21198	21198
290949 OTH,ETHERS THEIR DERIVATIVES	20996	20996	32882	32882
290950 ETHER-PHENOLS,ETHERALCH PHENOL	11317	11317	2224	2224
290960 ALCH PEROXID,ETH PEROXID,KETON	16114	16114	10199	10199
291010 OXIRANE (ETHYLENE OXIDE)			1849	1849
291030 1-CHLORO-2,3-EPOXYPROPANE	6999	6999	5352	5352
291090 OTH,EPOXIDE,EPOXYALCH,EPOXYPHL			584	584
291100 ACETAL HEM/ACETAL,OXYFUNC HEL	2513	2513		
291211 METHANE WITHOUT OTH OXYGN FUNC	2153	2153		
291219 OTH,ACYCLIC ALDEHYD W/O OTHOXY	6515	6515	15234	15234
291229 OTH CYCLIC ALDEHYD W/O OXY FUN	5168	5168	1964	1964
291241 VANILLIN(4-HYDROXY-3-METHOXYBZ	4116	4116	7376	7376
291242 ETHYLVANILIN(3-ETHOXY-4HYDROXY			1494	1494
291249 OTH ALDEHYDE-ETHER/PHENOL/OXYG	578	578		
291260 PARAFORMALDEHYDE	3245	3245	6442	6442
291300 HALOGEN,SULPHONAT,NITRAT DERV	8	8		
291411 ACETONE	3166	3166	13120	13120
291412 BUTANONE(METHYL ETHYL KETONE)	12268	12268	22478	22478
291413 4-METHYLPENTAN-2-ONE	199	199	2720	2720
291419 OTH,ACYCLIC KETONE W-OUT OXY-F	57	57	119	119
291422 CYCLOHEXANONE,METHYLCYCLOHEXON	4829	4829	16597	16597
291423 IONONES AND METHYLIONONES	4364	4364	140	140
291429 OTH,CYCLANIC ETC W/O OTHOXYGN	5236	5236	2537	2537
291439 OTH,AROMATIC KETONE W/O OXYGEN	1110	1110	106	106
291440 KETONE-ALCOHOL KETONE-ALDEHYDE	1764	1764	12242	12242
291450 KETONE-PHENOL/KETONE W/O OXYGN	29	29	5965	5965
291469 OTHER QUINONES	1453	1453	7045	7045
291470 HALGENATDED,SULPHONATED,DERIVA	757	757		
291899 OTH INDREDIENTS FOR PESTICIDES	33565	33565	48428	48428
291990 OTH PHOSPHORIC ESTER/SALT/DERI	8517	8517	3259	3259
292090 OTH ESTER OTH INORGANIC ACID	11398	11398	36338	36338

Contd.

10.11 Imports by Economic Categories (Detail)

(In Thousand Rupees)				
Items	July, 2016	From July, 2016	July, 2015	From July, 2015
292111 METHYLAMINE,DI/TRI & ITS SALT	3560	3560	2608	2608
292119 OTH ACYCLIC MONOAMIN/DERV/SALT	2790	2790	3140	3140
292121 ETHYLENEDIAMINE AND ITS SALTS	4311	4311	12102	12102
292122 HEXAMETHYLENEDIAMINE/ITS SALTS	3657	3657		
292129 OTH ACYCLIC POLYAMIN/DERV/SALT	6558	6558	47	47
292130 CY-CLANIC,LENIC LOTERPENI/SALT	11214	11214	2340	2340
292141 ANILINE AND ITS SALTS	2807	2807	539	539
292142 ANILINE DERIVATIVES/ITS SALT	27725	27725	27028	27028
292143 TOLUIDINE/ITS DERIVATIV/SALT			12478	12478
292145 1,2-NAPHTHYAMINE/ITS DERIVATE	6870	6870	13202	13202
292149 OTH,AROMATIC MONOAMIN DER/SALT	42781	42781	40235	40235
292151 O,M,P-PHENYLENE,DIAMINE SALT	58675	58675	22712	22712
292159 OTH AROMATIC POLYAMIN DER/SALT	3170	3170	10317	10317
292211 MONOETHANOLAMINE AND ITS SALTS	10330	10330	4769	4769
292212 DIETHANOLAMINE AND ITS SALTS	2417	2417	15135	15135
292213 TRIETHANOLAMINE AND ITS SALTS	7958	7958	2493	2493
292219 OTH AMINO-ALCH ETHER/ESTR/SALT	129788	129788	80959	80959
292221 AMINOHYDROXYNEPHLENE ACID/SALT	43418	43418	31324	31324
292229 OTH AMINO NAPHTHOL/PHENOL ETHER	75732	75732	62408	62408
292239 OTH AMINO ALDEHYDES	3929	3929	2223	2223
292241 LYSINE/ITS ESTER SALT THEREOF	100854	100854	229910	229910
292242 GLUTAMIC ACID AND ITS SALTS	217748	217748	262859	262859
292249 OTH AMINOACID/ESTER O/T OXYFUN	316974	316974	280729	280729
292250 AMINO-ALCHL/ACIDPHENOL/IT COMP	103781	103781	131039	131039
292310 CHOLINE AND ITS SALTS	1486	1486	287	287
292320 LECITHIN/OTH PHOSPHOAMINOLIPID	18822	18822	14585	14585
292390 OTH QU-AMMONIUM SALT/HYDROXID	72410	72410	31024	31024
292419 OTH AMIDE COMP,CARBONIC ACID	34287	34287	86848	86848
292421 UREINES/DERIV/SALT THEREOF	2966	2966	7135	7135
292429 OTH CYCLIC AMIDE DERIV/SALTS	176298	176298	162254	162254
292511 SACCHARIN AND ITS SALTS	13379	13379	32625	32625
292519 OTH IMIDE/DERIV/SALT THROF	220	220		
292529 DIPHENYL-GUANIDINE	52585	52585	16569	16569
292610 ACRYLONITRILE			27	27
292620 1-CYANOANIDINE(DICYANDIAMIDE	1123	1123	1978	1978
292690 OTH,NITRILE-FUNCTION COMPOUNDS	1365352	1365352	1226841	1226841
292700 DIAZO-,AZO-/AZOXY-COMPOUNDS	26842	26842	25870	25870
292800 ORGANIC DERV,HYDRAZIN/HYDOXY	6488	6488	6813	6813
292910 ISOCYANATES W-NITROGEN FUNCTIO	125859	125859	147752	147752
350790 OTH ENZYMES/PREP ENZYMES	214270	214270	196432	196432
381590 OTHER CATALYTIC PREPARATIONS	35214	35214	22117	22117
401039 TRANS SYS.BELT OTH 150-198 CM	7638	7638	9513	9513
401110 NEW PNEUM TYRES FOR MOTOR CARS	475148	475148	271974	271974
401120 NEW PNEUM TYRES FOR BUS/LORRY	2084761	2084761	2617272	2617272
401130 NEW PNEUM TYRES RUB AIRCRAFTS	20881	20881	31153	31153
401140 NEW PNEUM TYRE RUBB MOTORCYCLE	822	822	8612	8612
401150 NEW PNEUM TYRE RUBB BICYCLES	556	556	3032	3032
401161 TYRE AGRICULTURE VEH/MACHINE	128103	128103	175787	175787
401169 OTHER TYRE HERRING BONE	574	574		
401192 OTHER TYRE AGRICULTURE/MACH	824	824		
401193 OTH TYRE INDUSTRIAL VEH=61 CM	3439	3439	2230	2230
401194 OTH TYRE INDUSTRIAL VEH>61 CM	1832	1832	2667	2667
401199 OTH TYRE NEW PNEUMATIC RUBBER	116805	116805	73966	73966
401213 RETREATED TYRE FOR AIRCRAFTS			6520	6520
401219 OTHER RETREATED TYRE OF RUBBER	1242	1242		
401220 USED PNEUMATIC TYRES OF RUBBER			78	78
401290 OTH USED PNEUMATIC TYRE RUBBER	7027	7027	5907	5907

Contd.

10.11 Imports by Economic Categories (Detail)

(In Thousand Rupees)				
Items	July, 2016	From July, 2016	July, 2015	From July, 2015
401310 INNER TUBES,OF MOTOR CAR/BUSES	28230	28230	25030	25030
401320 INNER TUBES FOR BICYCLES	1170	1170	2334	2334
420340 OTHER CLOTHING ACCESSORIES	5027	5027	7348	7348
440290 OTH WOOD CHARCOAL NOT AGGLOMER			1255	1255
440500 WOOD WOOL;WOOD FLOUR.	1164	1164		
440710 CONIFEROUS WOOD SPECI SAW/CHIP			11563	11563
440725 TROPICAL WOOD DARK RED MERANTI	7613	7613	16385	16385
440726 TROPICAL WOOD WHITE LAUAN ECC	9637	9637	27931	27931
440727 SAPELLI	2763	2763		
440729 OTH TROPICAL WOOD NON-CONF SAW	375035	375035	302941	302941
440791 OAK WOOD,SWAN/CHIPPED LEN WISE			259	259
440792 BEECH WOOD SWAN/CHIPPED L/WISE	5996	5996		
440795 OTH TROPICAL WOOD OF ASH	76130	76130	62629	62629
440890 OTH.LAMINAT WOOD SAWN.SLICED6M	5899	5899	184	184
440921 WOOD NON-CONIFEROUS OF BAMBOO	850	850	390	390
441700 TOOLS/BODIES/HANDLE OF WOOD	1466	1466	63	63
441820 DOORS FRAMES AND THERSHOLDS	4922	4922	43080	43080
441840 SHUTTERING FOR CONCRETE C/WORK	78	78		
441871 ASSE FLOOR PANEL(MOASIC FLOOR)	8	8		
441879 OTH ASSEMBLED FLOORING PANELS	894	894	32172	32172
551694 W-FAB ART FIB<85%WT O/FIB PTIN	248018	248018	215333	215333
560121 OTH ARTICLES OF COTTON WADDING	185	185	410	410
560122 OTH WADDING OF MAN-MADE FIBRES	40	40	406	406
560129 OTHER, WADDING ARTICLES	3660	3660	2492	2492
560600 GIMPED YARN,AND STRIP AND LIVE	36608	36608	57964	57964
560721 BINDER/BALER TWINE OF SISAL	2052	2052	1587	1587
560729 OTH,TWINE,CORDAGE,ROPE&CABLE	2697	2697	1570	1570
560741 BINDER/BALER TWINE OF POLYTHNE	2745	2745	1672	1672
560749 OTH TWINE,CORDAGE,ROP,CAB POLY	19893	19893	3431	3431
560750 TWINE,CORDAGE,ROPE,OTH SYN FIB	8494	8494	5780	5780
560790 OTH,TWINE,CORDAGE,ROPE & CABLE	3679	3679	12935	12935
560811 FISHING NETS MAN-MADE TEX MAT	31485	31485	26005	26005
560819 OTH, MADE UP NETS OF TEX MAT	10374	10374	13312	13312
560890 OTH,NOTTED NETS/NETTING ROPE	2699	2699	1750	1750
591000 TRANSMISON CONYOR BELT TEX MAT	6931	6931	20765	20765
591110 TEX FAB,FELT & FELT-LINED FAB.	21476	21476	6649	6649
591120 BOLTING CLOTH,WHET/NOT MADE UP	6457	6457	2350	2350
591131 TEX FAB & FELTS,< 650G/SQM .	6489	6489	11087	11087
591132 TEX FAB & FELTS,>0650G/SQM .	36639	36639	10910	10910
591140 STRAINING CLOTH USEDOIL PRESS	942	942		
670490 WIGS,BEARD,EYE-BROW OF OTH MAT			571	571
680100 ARTICLE OF STONE PLAS CEMET	1102	1102		
680221 OTH MONUMENTAL BUILD STONE/ART	29975	29975	32371	32371
680223 GRANITE	82848	82848	142933	142933
680229 OTHER STONE			117	117
680291 OTH MARBL TRAVERTIN&ALABASTER	2941	2941	5892	5892
680293 OTHER GRANITE	10509	10509	758	758
680299 OTHER STONE	2828	2828	957	957
680690 OTH ARTICLE OF HEAT INSULATING	1142	1142	3905	3905
680710 ARTICLE OF ASPHALT IN ROLL	3364	3364	1589	1589
680790 OTH ARTICLE OF ASPHALT MATERL	33	33		
681099 OTH ARTICLE OF CEMENT	606	606	1578	1578
681181 CORRUGATED SHT NOT CON ASBESTO	2315	2315		
681182 O-SHT,PANEL,TILES,NOT CON ASBE	8396	8396	20680	20680
681599 OTH ARTICLE OF STONE OTH MINRL	3916	3916	3357	3357
690100 BRICK , TILE OF SILI FOSSIL	23	23	2544	2544
690210 REF BRICK,TILE>50%MG,CA	73881	73881	49545	49545

Contd.

10.11 Imports by Economic Categories (Detail)

(In Thousand Rupees)				
Items	July, 2016	From July, 2016	July, 2015	From July, 2015
690220 CERAMIC>50%SILICA,ALUM	33136	33136	9825	9825
690390 OTH REFRECTORY CERAMIC GOODS	12818	12818	9411	9411
690490 OTH C/FLOORING BLOCKS F/TILE	77	77	226	226
690510 ROOFING TILES			4123	4123
690590 OTH CHIMNEY-POTS,COWLS,ETC.	7601	7601		
690710 TILES CUBES ETC W/N RECT<7CM			2843	2843
690790 OTH,UNGLAZED CERAMICS	410591	410591	179660	179660
690810 TILES CUBES AND SIMILAR ARTICL	175	175	7765	7765
691490 OTH CERAMIC ARTICLES O/TH PORN	1889	1889	8129	8129
700100 CULLET AND OTH WAST&SCRAP,GLAS			139	139
700210 BALLS IN GLASS UNWORKED	76	76	550	550
700232 TUBE OF OTH GLASS UNWORKED			134	134
700239 OTHER, TUBES IN GLASS	24808	24808	44547	44547
700312 NON-WIRED SHEETS COLOURED,FLAS	6911	6911	9587	9587
700319 OTH NON WIRED SHEETS OF GLASS	6022	6022	5202	5202
700330 PROFILES OF GLASS			3041	3041
700420 GLASS COLOURED OPACIFIED FLASH			257	257
700490 OTHER GLASS	11606	11606	10163	10163
700510 NON-WIRED GLASS HAVE ABSORBENT	22489	22489	23884	23884
700521 NON-WIRED GLASS COLOURED,OP/FE	12533	12533	20482	20482
700529 OTHER, NON-WIRED GLASS	12076	12076	14211	14211
700600 GLASS BENT, EDGE-H-70.03,04,05	11585	11585	36293	36293
700711 THOUGHENED SAFTY GLASS FOR VES	30503	30503	14674	14674
700719 OTH THOUGHENED SAFTY GLASS	42226	42226	27251	27251
700721 LAMINATED SAFTY GLASS VEH/VESL	5028	5028	7611	7611
700729 OTHER, LIMINATED SAFETY GLASS	16097	16097	18838	18838
701090 OTH CARBOYS BOTT,FLASK,JAR,POT	113458	113458	51621	51621
701110 FOR ELECTRIC LIGHTING	6063	6063	7522	7522
701120 FOR CATHODE-RAY TUBES	168	168		
701400 SIGNALLING GL-WARE,OPTCAL ELEM	101	101	360	360
701510 GLASS FOR CORRECTIVE SPECTACLE	6	6	131	131
701610 GLASS CUBES/OTH SMALLWARE	3897	3897	11345	11345
701919 OTH YARN OF GLASS FIBRE/THREAD	10555	10555	3773	3773
701931 GLASS MATS	37040	37040	38186	38186
701932 THIN SHEETS (VOILES)	75650	75650	43501	43501
701959 OTH WOVEN FABRICS	1062	1062	4205	4205
710490 OTH SYN/RECONSTI SEM/PRE STONE			8827	8827
711890 OTHER COIN	11771	11771		
720110 NON-ALLOY PIG IRON<0.5% PHOSP	102067	102067	129533	129533
720211 FERRO-MANGANESE CONT 2% CARBON	55660	55660	35695	35695
720219 OTH FERRO-MANGANESE			2278	2278
720221 FERRO-SLICON CONT >55% SILICON	68420	68420	39423	39423
720229 OTH FERRO-SILICON	16215	16215	10954	10954
720230 FERRO-SILICO-MANGANESE	61365	61365	156906	156906
720241 FERRO-CHROMIUM CONT >4% CARBON	627	627	2241	2241
720249 OTH FERRO-CHROMIUM	842	842	1122	1122
720270 FERRO-MOLYBDENUM	859	859	5416	5416
720280 FERRO-TUNGSTEN&FERRO-SIL-TUNGS	400	400	281	281
720410 WASTE/SCRAP OF CAST IRON	9016	9016	3887	3887
720421 WASTE/SCRAP OF STAINLESS STEEL	9610	9610	43962	43962
720429 WASTE/SCRAP OF OTH ALLOY STEEL	27	27	485	485
720430 WASTE/SCRAP TINNED IRON/STL	187339	187339	365613	365613
720441 TURNING,SHAVING,MILLING WASTE	2960444	2960444	3260736	3260736
720449 OTHER FERROUS WASTE AND SCRAP	3451514	3451514	4237017	4237017
720450 REMELTING SCRAP INGOTS	4173	4173		
720510 GRANULES OF PIG IRON	3515	3515	6799	6799
720529 OTH POWDER PIG IRON&SP IRON/ST	3658	3658	5222	5222

Contd.

10.11 Imports by Economic Categories (Detail)

(In Thousand Rupees)				
Items	July, 2016	From July, 2016	July, 2015	From July, 2015
720610	8866	8866		
720711	71420	71420	357041	357041
720712	50120	50120		
721790	8934	8934	17921	17921
722300	13782	13782	14167	14167
732599	7141	7141	22068	22068
732611			204	204
732690	522378	522378	237386	237386
740311	554290	554290	808147	808147
740312	32	32		
740319	499	499	330	330
740321			141	141
740329	863	863		
740400	111392	111392	98836	98836
741999	8424	8424	1886	1886
750210	62453	62453	144042	144042
750220	309	309	102	102
750890	55999	55999	61767	61767
760110	569624	569624	415062	415062
760120	221725	221725	220882	220882
761699	28213	28213	136617	136617
780110	877861	877861	925234	925234
780191	33111	33111		
780199	14035	14035	24260	24260
780600	3700	3700	2675	2675
790111	152666	152666	117747	117747
790112			129289	129289
790120	159131	159131	28501	28501
790700	6752	6752	17228	17228
800110	8241	8241	24706	24706
800120			311	311
800700	33	33	1556	1556
810196	1458	1458	3036	3036
810199	514	514	196	196
810296			228	228
810390	313	313		
810411			4209	4209
810419			12	12
810520			9949	9949
810590			323	323
810600			740	740
810790			350	350
810890	10990	10990	56	56
810990			1201	1201
811010	121047	121047	93664	93664
811100	137	137	16	16
811221			75	75
811229	142	142		
961900	610453	610453	781312	781312
3. CAPITAL GOODS TOTAL	120655356	120655356	92677222*	92677222
10619	3532	3532	778	778
10631			24	24
10632	2981	2981	3930	3930
10633	648	648		
10639	15	15	116	116

Contd.

10.11 Imports by Economic Categories (Detail)

(In Thousand Rupees)				
Items	July, 2016	From July, 2016	July, 2015	From July, 2015
10690 OTHER LIVES ANIMALS	2920	2920	1336	1336
621790 PARTS OF GAR/CLOTH ACCESSORI	766	766	1075	1075
680410 MILL STONE AND GRIND STON MIL	26822	26822	36436	36436
680421 OTH MILLSTONE OF AGGLOMER SYNT	5234	5234	11041	11041
680422 MILL STONE AND GRIND STONE/OTH	93574	93574	84321	84321
680423 OTH MILLSTONE OF NATURAL STONE	6153	6153	1701	1701
680430 HAND SHARPENING POLISH STONE	4879	4879	1140	1140
680510 BASE OF WOVEN TEXTILE FABRICS	20608	20608	56605	56605
680520 ON BASE OF PAPER OR PAPERBOARD	23820	23820	6755	6755
680530 ON BASE OF OTHER MATERIALS	43179	43179	20474	20474
680610 SLAG WOOL ROCKWOOL MINERAL WOL	2470	2470	6270	6270
680620 EXFOLIATED VERMICULITE EXPEND	12	12	345	345
680800 PANELS,BOARDS,TILES BLOCKS ETC	2580	2580	3290	3290
680911 BOARDS,SHEETS,PANELS,TILES ETC	18524	18524	9181	9181
680919 OTH BOARDS,SHEETS,PANELS OF PL			421	421
680990 OTH ARTICLE OF PLASTICS	232	232		
681011 BUILD BLOCK,BRICK OF CEMENT	393	393		
681019 OTH ARTICLE TILE,FLAGSTONE ETC	1885	1885	953	953
681189 OTH ARTICLES NOT CON ASBESTOES	633	633	477	477
681293 COMPRESSD ASBESTOS FIB JOINING	14834	14834	6841	6841
681299 O-ARTI OF FABRICA ASBESTOS FIB	304	304	2050	2050
681320 FRICTION MATERIA CON ASBESTOES	15614	15614	27088	27088
681381 BRAKE LININGS&PADS VEH-H-8711	47007	47007	59133	59133
681389 O-BRAKE LINE&PADS NOT CON ASBE	1122	1122	2448	2448
681410 PLATES,SHEETS STRIPS OF AGLOM	359	359	231	231
681510 NON ELETICAL OF GRAPHITE	5438	5438	6894	6894
681520 ARTICLE OF PEAT OTH ARTICLE	78	78		
690290 OTH REFERECTORY BRIK/BLOK TILE	3410	3410		
690310 CERAMIC CON>50% GRAPHITE,CARB	18407	18407	9858	9858
690320 COLD TUNDISH LINING SLIDE GATE	13611	13611	15614	15614
690890 OTH GLAZED CERAMICS WALLTILES	1147411	1147411	1088475	1088475
690911 LAB CERM WARE PORCELAIN/CHINA	1408	1408		
690912 LAB CERM WARE HARD>9 MOH.SCALE			1012	1012
690919 LAB CERAMIC WARE CHM/TECH USE	3089	3089	459	459
690990 OTH CERAMIC WARES AND SIMILARS	340	340	1199	1199
691010 CERAMIC SINK,ETC.FIXT PORCELIN	40320	40320	72267	72267
691390 OTH STATUTTES, ORNAMENT			33	33
691410 OTH CERAMIC ARTICLES OF PORCEL	211	211		
710700 BASE METALS CLAD WITH SILVER			20	20
710812 OTH UNWROUGH(GOLD)NON-MONTERY	132686	132686	170385	170385
710820 MONETARY (GOLD)	31903	31903	21961	21961
711230 ASH CONTAINING PRECIOUS METAL			155	155
720720 CONT 0.25% MORE OF CARBON I/ST			136821	136821
720810 COILS, I/N-A-STEL-HOT ROLLED	59475	59475	13992	13992
720825 OTH C-HR-I/N-A-STL TH>4.75 MM	1938	1938		
720826 OTH C-HR-I/N-A-STLTH=3-4.75MM	8215	8215	33651	33651
720827 OTH C-HR-I/N-A-STL TH<3 MM			5634	5634
720836 OTH C-HR-I/N-A-STL TH>10 MM	23121	23121	14189	14189
720837 OTH C-HR-I/N-A-STL TH4.75-10MM	1937	1937	8886	8886
720839 OTH C-HR-I/N-A-STL TH<3 MM	501043	501043	439698	439698
720840 NOT IN COIL I/S H-ROL W/PATERN	116645	116645	157892	157892
720851 OTH N/COIL I/S H-ROL TH>10 MM	35000	35000	21808	21808
720852 OTH N/COIL I/S H-ROLTH>4.75-10	1625	1625	5365	5365
720853 OTH N/COIL I/S H-ROL TH>3-4.75	4633	4633	2879	2879
720854 OTH C-HR-I/N-A-STL TH<3 MM	10424	10424	2839	2839
720890 OTH FLT-ROL PROD IRON WD>600MM	19263	19263	61657	61657
720915 IN COIL I/S C-ROL TH 3MM/MORE	40528	40528	36618	36618

Contd.

10.11 Imports by Economic Categories (Detail)

(In Thousand Rupees)				
Items	July, 2016	From July, 2016	July, 2015	From July, 2015
720916 IN COIL I/S C-ROL TH > 1 < 3MM	863301	863301	544003	544003
720917 IN COIL I/S C-ROL TH>0.5-1MM	494482	494482	328048	328048
720918 IN COIL I/S C-ROL TH > 0.5 MM	180127	180127	136068	136068
720925 NOT IN COIL I/S C-ROL TH 3MM/>	1903	1903		
720926 NOT IN COIL I/S C-ROL TH>1M<3M	44527	44527	113403	113403
720927 C-ROL I/S TH 0.5 MM TO 1MM	162998	162998	227764	227764
720928 NOT IN COIL I/S C-ROL TH<0.5MM	6978	6978	517	517
720990 OTH FLT ROL PROD I/S WD>600MM	43534	43534	40505	40505
721011 I/STL PLAT/COAT TIN TH-0.5MM/>	1319	1319	627	627
721012 I/STL PLAT/COAT TIN<0.5MM	372051	372051	121509	121509
721020 IR/STL PLAT/COAT WITH LEAD	56	56	3822	3822
721030 ELECTROLYTICALLY PLAT/COAT ZIN	295242	295242	281891	281891
721041 COR F-R PROD I/S ZINC COAT600	1532	1532		
721049 OTH F-R PROD I/S COAT ZINC>600	1135581	1135581	1181661	1181661
721050 F-ROL I/ST COAT CHROMIUM OXIDE	29498	29498	70795	70795
721061 I/S PL/COT ALUMINIUM ZINC ALLY	54769	54769	22115	22115
721069 OTH F-ROL PROD I/S PL/COT ALUM			4888	4888
721070 FR I/S PAINT/VARN, COATED PLAS	277408	277408	199663	199663
721114 OTH F-ROLL I/S WD<600MMTH>4.75	15025	15025	17039	17039
721119 OTH F-ROLL I/S WD <600MM-CR	19378	19378	12288	12288
721123 F.ROL I/ST CR WT<0.25% CARBON	7738	7738		
721129 OTH F-ROL PROD C/ROL WD<600MM	11964	11964	18131	18131
721190 OTH F-ROL PROD I/STL WD<600MM	38400	38400	68993	68993
721220 I/S ELECTROLYTICAL PL/CT W/ZINC	9277	9277	2044	2044
721230 I/STEEL OTH WISE PL/CT W/ZINC	1168	1168	1811	1811
721240 I/STEEL PAIN/VABNI/COT W/PLAST	2343	2343	3025	3025
721250 I/STEEL OTHWISE PLATED/COATED	1791	1791	9390	9390
721310 BARS/RODS HOT/ROL I/S,CON RIBS	20198	20198		
721320 BARS/RODS HOT/ROL FREE-CUT STL			50	50
721391 OTH CIRCULAR C/SEC <14 MM DIA	141752	141752	136347	136347
721399 OTH BAR/ROD H-ROL IRR-WND-COIL			13067	13067
721410 BAR/RODS IRON NA STEEL FORGED	78643	78643	19041	19041
721420 BAR/ROD I/S CON RIBS GROOVES	165990	165990	239063	239063
721430 OTH BAR/RODS OT/THAN HEAD72.13	2866	2866	14914	14914
721499 OTH BAR/ROD I/S O/THN H-72.13	770	770		
721510 BARS/RODS FREE CUT STEEL COLD	11626	11626	19267	19267
721550 OTH BAR,ROD COLD-FORMED OF I/S	2718	2718	4754	4754
721590 OTH BAR/RODS,OTH NONALLOY STEL	290	290	1659	1659
721610 U,I,H SECTIONS H-ROL HIGH<80MM	142	142	109	109
721621 L SEC H/ROL HT<80 MM 1/NA STEL	2525	2525		
721631 U,I OR H SEC H-ROL HT 80M 1/ST	11100	11100	89913	89913
721632 I SECTION	20820	20820	25258	25258
721633 H SECTION	2529	2529	59746	59746
721640 L&T SEC H-ROL HT 80MM OR MORE	1080	1080	857	857
721650 OTH ANGLE/SHAPE SEC HOT H/ROL	685	685	14356	14356
721669 OTH ANGLE/SHAPE SEC I/S C-ROLL			132	132
721691 OTH C/FORM I/ST FLAT ROL PROD	90	90		
721699 OTH ANGLE/SHAPE SEC IRON/STEEL	377	377	329	329
721710 WIRE OF I/S NOT PLATED/COATED	7675	7675	25800	25800
721720 WIRE OF I/S PLATED/COAT W/ZINC	21184	21184	13908	13908
721730 WIRE I/S PLATED/COAT W/O B-MTL	46485	46485	40292	40292
721911 F/ROL PROD ST/STEEL HR TH>10MM	393	393	217	217
721912 COILS ST/STEL-HR TH>4.75-10MM	5119	5119	825	825
721913 COILS ST/STEL-HR TH>3MM-4.75MM	1613	1613	551	551
721914 COILS ST/STEL-HR TH>3MM	5293	5293	4234	4234
721921 COILS ST/STEL-HR TH>10MM			899	899
721922 COILS ST/STEL-HR TH>4.75-10MM	235613	235613	375	375

Contd.

10.11 Imports by Economic Categories (Detail)

(In Thousand Rupees)				
Items	July, 2016	From July, 2016	July, 2015	From July, 2015
721923 COILS ST/STEL-HR TH>3MM<4.75MM			1777	1777
721931 COILS ST/STEL-CR-TH >4.75 MM	14008	14008	6123	6123
721932 COILS ST/STEL-CR-TH>3MM-4.75MM	15219	15219	14993	14993
721933 COILS ST/STEL-CR-TH >1MM <3MM	148962	148962	117632	117632
721934 COILS ST/STEL-CR-TH>0.5MM<1MM	87743	87743	55068	55068
721935 COILS ST/STEL-CR-TH >0.5MM	169391	169391	199278	199278
721990 OTH F/ROL PROD ST/ST WD>600 MM	462593	462593	497496	497496
722012 F-ROL ST/STEEL H-ROL TH<4.75MM	4146	4146	975	975
722020 COILS ST/STEEL H.ROLLTH <600MM	27524	27524	40718	40718
722090 OTH F/ROL PROD,ST/ST WD <600MM	11526	11526	5590	5590
722100 BAR/RODS H/ROL IN COIL ST/STEL	365	365	63	63
722211 BAR/ROD ST/ST NFW H/ROL CC/SEC	20000	20000	17014	17014
722219 OTH BAR/ROD ST/ST NFW HOT/DRWN	194	194	598	598
722220 BAR/ROD ST/ST NFW C/FOR,C/FIN	5940	5940	913	913
722230 OTH BAR/ROD OF STAINLESS STEEL	42210	42210	9187	9187
722240 ANGLE/SHAPES&SECTION ST/STEEL	8968	8968	3163	3163
722490 OTH SEMI-FIN PROD OTH A/STEEL	36859	36859	546095	546095
722511 GRAIN-ORIENTED SIL-ELEC-STEEL	107519	107519	161789	161789
722519 OTH F/ROL PROD SIL-ELEC-STEEL	48595	48595	48524	48524
722530 OTH NFW HOT/ROLLED IN COILS	2869749	2869749	960702	960702
722540 OTH NFW HOT/ROLLED NOT IN COIL	409882	409882	112405	112405
722550 OTH ALLOY STEEL NOT WORK(RDUC)			51083	51083
722592 FLATROLLED PROD O/W ZINC PLATE	159	159	95	95
722599 OTH F/ROL PROD OTH ALLOY STEEL	9286	9286	36645	36645
722611 GRAIN-ORIENTED SILICON ELEC ST	17671	17671	25935	25935
722691 OTH FLATROL PROD NOTWORK HOT/R	1180	1180		
722692 OTH F/ROLL PROD NOTWORK COLD/R	28378	28378	21852	21852
722790 OTH BAR/ROD H/ROLL W/COIL A/ST	165731	165731	112373	112373
722810 BAR/RODS OF HIGH SPEED STEEL	4118	4118		
722820 BAR/RODS OF SILICO-MAG STEEL	2232	2232		
722830 OTH BAR/ROD HOT ROLLED	391504	391504	19887	19887
722840 OTH BAR/ROD NOWORK FORGED	115	115	1925	1925
722850 OTH BAR/ROD NOWORK C/FOR,C/F	15868	15868		
722860 OTH BAR/ROD ALLOY STEEL NES	7469	7469	16250	16250
722870 ANGLES, SHAPES AND SECTIONS	75937	75937		
722880 HOLLOW DRILL BARS AND RODS	239	239	166	166
722990 OTH,WIRE OF OTHER ALLOY STEEL	10615	10615	9734	9734
730110 SHEET PILING IRON AND STEEL	55	55	63	63
730120 ANGLE SHAPES & SECTIONS OF I/S	2247	2247	801	801
730210 RAILS OF IRON AND STEEL	28217	28217	7973	7973
730240 FISH-PLATES AND SOLE PLATES			1024	1024
730290 OTHER MATERIALS JOINTING RAILS			453	453
730300 TUBE/PIPE,HOLLOW PROFILE C/IRON	1099	1099	12337	12337
730411 L.P FOR OIL&GAS S-STL SEAMLESS	2133	2133	1214	1214
730419 OTH LINE PIPE I/S FOR OIL&GAS	168180	168180	207764	207764
730423 OTH DRILL PIPE I/S FOR OIL&GAS	233391	233391	431525	431525
730424 OTHER PIPE OF STAINLESS STEEL	34890	34890		
730429 OTH CASING,TUBING I/S-OIL/GAS	123110	123110	132010	132010
730431 O- COLD-ROLLRD C.C.SEC I/N.A.S	46301	46301	6702	6702
730439 OTH CROSS SECTION OF N.A-STEEL	2873	2873	153006	153006
730441 COLD ROLD CR-SEC OF STAIN-STL	15561	15561	18771	18771
730449 OTH CROSS SECTION OF STAIN-STL	42781	42781	40397	40397
730451 O-C.C.SEC COLD ROL(ALLOY-STL)	150	150		
730459 O-CIR CROSS SEC OF (ALLOY-STL)	17101	17101	17081	17081
730490 O-TUBE PIPE/HOLLOW -PRO SEAMLE	170998	170998	10508	10508
730511 LINE PIPE USED OIL/GAS WELDED	10372	10372		
730512 OTH LINE PIPE USED OIL GAS WLD			203	203

Contd.

10.11 Imports by Economic Categories (Detail)

(In Thousand Rupees)				
Items	July, 2016	From July, 2016	July, 2015	From July, 2015
730519 OTH LINE PIPE USED OIL/GAS P/L	1134608	1134608		
730590 OTHER, TUBES AND PIPES	2376	2376		
730611 L.P-WELDED OF STA-STL(OIL/GAS)	352	352	1142	1142
730619 OTH-LINE PIPE O/G PIPELINE I/S	35667	35667	5752	5752
730621 CAS/TUB WELDED LINE PIPE STA-S			290	290
730629 O-CASING/TUB LINE PIPE O/G I/S	5298	5298		
730630 COPPER COAT MILD STL TUB-8.5MM	43684	43684	53875	53875
730640 O-WELDED C.C.SEC OF STAIN-STL	158880	158880	238412	238412
730650 O-WELDED C.C.SEC NON ALLOY-STL	11468	11468	39484	39484
730661 O-TUBE,PIPE WELD SQUARE C-SEC	23230	23230	18483	18483
730690 OTH TUBE PIPE HW-PROFILR I/STL	7844	7844	5721	5721
730711 CAST FIT N-MALLEABLE CAST-IRON	6733	6733	12872	12872
730719 OTHER, CAST FITTINGS	35847	35847	47790	47790
730721 FLANGES, OF STAINLESS STEEL	36127	36127	8415	8415
730722 THREADED ELBO,BEND,SLV S/STEEL	2834	2834	1691	1691
730723 BUTT WELDING FITTING STAINSTEL	3758	3758	6975	6975
730729 OTH TUBE,PIP FITTING STAINSTEL	38221	38221	30409	30409
730791 FLANGE AIR-P AGRI-TRACTOR<=80H	12132	12132	33472	33472
730792 THREAD ELBO,BEND/SLV IRN/STEEL	31634	31634	1278	1278
730793 BUTT WLEDING FITTING IRON/STEL	76288	76288	12563	12563
730799 OTH TUBE,PIP FIT IRN/STEL NEC	190289	190289	278992	278992
730810 BRIDGES AND BRIDGE-SECTIONS	58180	58180		
730820 TOWERS AND LATTICE MASTS	32320	32320	812164	812164
730830 DOR,WIN/FRAMES,TH-HOLD,FORDORS	428621	428621	11635	11635
730840 EQUIP SC-FOLD SHUT PROP PITPRO	100451	100451	37779	37779
731100 CONT COMPRESO/LIQEID GAS IR/S	44265	44265	54699	54699
731210 STANDARD WIRE ROPES AND CABLES	67174	67174	60729	60729
731290 OTH WIRE,ROPE,CABLE,SLINGS I/S	35551	35551	7194	7194
731300 BRABED WIRE OF I/S TNIS HOOP	12034	12034	5750	5750
731412 ENDLESS BAND MACH STEL W-CLOTH			1217	1217
731414 OTH WOVEN CLOTH OF STAIN STEEL	1925	1925	29894	29894
731419 STEEL CORD FABRIC LIN MNF TYRE	419	419	2759	2759
731420 GRIL NET FENC W/LD D=3MM MS100	1392	1392	1214	1214
731431 OTH GRL NEW FENC/WLED COTD ZNC			713	713
731439 OTH GRL NET FENCING AT INTSEC			156	156
731441 OTH CLO GRL NET FENC PL/COT ZN	16291	16291	8525	8525
731442 OTH CLO GRL NET FENC PL/COT PL	1456	1456	2614	2614
731449 OTH CLO GRL NET /FENFING	20907	20907	41799	41799
731450 EXPANDED METAL OF IRON OR STEL			2509	2509
731511 ARTICULATED LINK ROLLER CHAIN	105289	105289	60640	60640
731512 OTHER CHAIN, ARTICULATED LINK	15283	15283	15883	15883
731519 PARTS, ARTICULATED LINK CHAIN	6631	6631	12442	12442
731520 SKID CHAIN	250	250	251	251
731581 STUD LINK	2561	2561	493	493
731582 OTHER, WELDED LINK	1352	1352	5019	5019
731589 OTHER CHAIN,	781	781	2547	2547
731590 OTHER PARTS OF CHAIN	90	90	2650	2650
731600 ANCHORS,GARPNELS PARTS IRON/ST	7916	7916	4902	4902
731700 NAILS,TAKES,DRAWING PINS IR/ST	27948	27948	30981	30981
731811 COACH SCREW I/S THREADED	2286	2286	672	672
731812 OTH WOOD SCREW I/S THREADED	1333	1333	2037	2037
731813 SCREW HOOKS,SCREW RING RVT I/S			164	164
731814 SELF-TAPPING SCEWS, THREADED	4673	4673	10565	10565
731815 OTH SCREW,BOTLS W/N NUT/WASHER	151911	151911	172871	172871
731816 NUTS, THREADED OF IRON/STEEL	59144	59144	41784	41784
731819 OTH BOLT,NUT,WASHER,RVT I/S TH	30103	30103	16455	16455
731821 SPRING WASHER LOCK WASHER N-TH	6714	6714	6637	6637

Contd.

10.11 Imports by Economic Categories (Detail)

(In Thousand Rupees)				
Items	July, 2016	From July, 2016	July, 2015	From July, 2015
731822 OTHER WASHERS. NON-THREADED	8422	8422	7023	7023
731823 RIVETS, NON-THREADED	7640	7640	3896	3896
731824 COTTERS/PINS NON THREADED I/S	664	664	864	864
731990 OTH KNITTING NEDLS,CRO HOOKS	4784	4784	9783	9783
732010 LEAF-SPRINGS&LEAVES THEREFOR	9342	9342	6262	6262
732020 HELICAL SPRINGS	587	587	4451	4451
732190 PARTS OF I/S,COOK APPLI&PLAT-W	113850	113850	14612	14612
732211 RADIATORS/PARTS CAST IRON E-EL	41	41		
732219 OTH RADIATOR AND PARTS THEREOF	373	373	3396	3396
732490 OTHER, INCLUDING PARTS	14310	14310	13102	13102
732510 OTH CAST ARTI I/S N-MEL C-IRON	3858	3858		
732591 GRINDING BALLS SIMI ARTI MILLS	2287	2287	3138	3138
732619 OTH ATI FORGED/STAMPED N-WORK	73753	73753	65179	65179
732620 ARTICLES OF IRON OR STEEL WIRE	2325	2325	1739	1739
740610 COPER-POW OF NON-LAMELLAR STRU	2233	2233	1957	1957
740620 COPER-LAMELLAR STRUCTURE FLAKE	15105	15105	8451	8451
740710 BAR,RODS OF REFIND COPPER	115710	115710	73220	73220
740721 COPPER BAR,ROD PROFIL ZINC BAS	2272	2272	1056	1056
740729 OTH BAR,ROD,PROFIL COPP ALLOYS	7503	7503	3234	3234
740811 WIRE REF COPP MAX CR-SEC DI>6M	80347	80347	28118	28118
740819 OTHER, WIRE OF REFINED COPPER	13321	13321	22926	22926
740821 WIRE OF COPPER ALLOY ZINC BASE	807	807	2515	2515
740829 OTH WIRE OF COPPER ALLOYS ETC	38	38	571	571
740911 PLAT,SHEET,STRIP REF COPP COIL			495	495
740919 OTH PLAT SHEET&STRIP REF COPP	1740	1740	630	630
740921 PL,SH&STRIP COPP ZINC BAS COIL	7361	7361	11475	11475
740929 OTH PL/SH/STRI COPP ZINC BAS	2344	2344	1777	1777
740939 OTH PL/SH/STRIP COPP TIN BAS-C	3967	3967		
740990 PL/SH/STRIP OTH COPP ALLOYS NS	291	291		
741011 FOIL REFINED COPP NOT BACKED	83547	83547	61338	61338
741012 FOIL OF COPP ALLOYS,NOT BACKED	21030	21030	28958	28958
741021 FOIL OF REFINED COPPER,BACKED	1169	1169	5652	5652
741022 FOIL OF COPPER ALLOYS,BACKED	1995	1995		
741110 TUBE & PIPE OF REFINED COPPER	121607	121607	171097	171097
741129 OTH TUBE&PIPE OF OTH COPP ALLY	1423	1423	960	960
741210 COPP TUBE/PIPE FIT REF COPPER	218	218	1002	1002
741220 COPP TUBE/PIPE FIT COPP ALLOYS	1339	1339	3072	3072
741300 STANDARD WIRE,CABL PL-BAND-NEI	2270	2270	1439	1439
741510 NAIL,TACK,DRW-PIN,STAPL,S-ARTI			1003	1003
741521 WASHERS/INCL SPRING WASH N-THR	574	574	106	106
741529 OTH NOT THREADED ARTI COPPER	1063	1063	1375	1375
741533 OTH THRD SCREW,BOLT,NUT COPPER	580	580	427	427
750400 NICKEL POWDERS AND FLAKES.	243	243	3029	3029
750512 BAR,ROD,PROFILE NICKLE ALLOYED	30	30	331	331
750521 WIRE OF NICKEL, NOT ALLOYED	693	693		
750522 WIRE OF NICKEL, ALLOYED	2397	2397	3706	3706
750711 TUBE&PIPE OF NICKEL NOT ALLOYD	83	83		
750712 TUBE & PIPE OF NICKEL ALLOYED	1020	1020	3257	3257
760200 ALUMINIUM WASTE AND SCRAP.	499559	499559	684626	684626
760310 POWDER OF NON-LAMELLAR STRUCTU	8574	8574	560	560
760320 POWDER OF LAMELLAR STRU FLAKES	740	740	3227	3227
760410 BAR ROD PROFILE ALUM NOT ALLOY	8003	8003	20417	20417
760429 OTH BAR,ROD&PROFIL ALUM ALLOYD	8819	8819	6443	6443
760511 ALMU WIRE N-ALLOY MAX DIA>6MM	24507	24507	3716	3716
760519 OTH ALUMINIUM WIRE NOT ALLOYED	8334	8334	7108	7108
760521 ALUM WIR ALLOY MAX CRS DIA>7MM	536	536	122	122
760529 OTH ALUMINIUM WIRE, ALLOYED	34463	34463	7145	7145

Contd.

10.11 Imports by Economic Categories (Detail)

(In Thousand Rupees)				
Items	July, 2016	From July, 2016	July, 2015	From July, 2015
760611 RECTANGLE&SQUARE ALUM NOT ALLY	15534	15534	30026	30026
760612 RECTANGULAR/SQ ALUM MOTALLOYED	138019	138019	94028	94028
760691 OTH PL,SHET,STRL ALUM NOT ALOY	10076	10076	5499	5499
760692 OTH PL,SHET&STRIP ALUM ALLOYED	20051	20051	7104	7104
760711 ALUM FOIL ROLLED N-WORK/BACKED	243973	243973	170598	170598
760719 OTH ALUMINIUM FOIL NOT BACKED	152514	152514	143194	143194
760720 ALUMINUM FOIL, BACKED	118906	118906	108101	108101
760810 TUBE, PIPE OF ALUM NOT ALLOYED	10080	10080	108	108
760820 TUBE, PIPE OF ALUM ALLOYED	13105	13105	12778	12778
760900 ALUM TUBE,PIPE FIT(COUP/ELBOW)	1375	1375	654	654
761010 DOORS,WINDOW, FRAMS,THRESHOLDS	8643	8643	6695	6695
761300 ALUM CONT FOR COMP/LIQUE GAS	2876	2876	914	914
761410 STAND WIR,CABL PL,ALU S-CORE	942261	942261		
790310 ZINC DUST(BLUE POWDER)	5203	5203	1439	1439
790390 OTHER ;ZINC POWDER AND FLAKES	183	183		
790400 ZINC BARS,RODS,PLPROFILE&WIRE	7831	7831	11463	11463
820110 SPADES AND SHOVELS	8611	8611	4982	4982
820130 MATTOCKS, PICKS, HOES & RAKES	10	10	303	303
820140 AXES,BILLS HOOKS&SIMI HEW TOOL	322	322	376	376
820150 SECATEURS&ONE-HAND PRUNERS SHR	20	20	59	59
820160 HEDGE SHEARS, TWO-HAND PURNING	286	286		
820190 OTH HAND TOOL AGRICUL,HORTICUL	626	626	38	38
820210 HAND SAWS	4556	4556	5488	5488
820220 BAND SAW BLADES	2737	2737	514	514
820231 CIRCULAR SAW BLADE WITH STEEL	5643	5643	3521	3521
820239 OTH CIRCULAR SAW BLADE,O/MATER	3892	3892	4705	4705
820240 CHAIN SAW BLADES	1942	1942	525	525
820291 STRAIGHT SAW BLADES,WORK METAL	727	727	1387	1387
820299 OTHER SAW BLADES	9026	9026	13412	13412
820310 FILES, RASPS & SIMILAR TOOLS	4398	4398	5593	5593
820320 PILERS,PINCERS,TWEESZERS S-TOL	19447	19447	16098	16098
820330 METAL CUTTING SHEARS&SIM TOOLS	2343	2343	2254	2254
820340 PIPE CUTTERS BOLD CROPPERS,ETC	2126	2126	1503	1503
820411 NON-ADJUS H-OPER SPANER,WRENCH	22574	22574	23858	23858
820412 ADJUSTABLE H-OPER SPANER,WRENC	19335	19335	17086	17086
820420 INTERCHAGEABLE SPANNER SOCKETS	2833	2833	2332	2332
820510 DRILLING,THREADING TAPPING TOL	3829	3829	8651	8651
820520 HAMMERS AND SLEDGE HAMMERS	4907	4907	5328	5328
820530 PLANES,CHISELS,GOUGE WOOD WORK	1133	1133	2179	2179
820540 SCREW DRIVERS	17846	17846	14115	14115
820551 OTHER HAND TOOLS H-HOLD N.E.S.	4494	4494	2641	2641
820559 OTH HAND TOOL(GLAZZIER DIMOND)	26365	26365	13747	13747
820560 BLOW LAMPS			56	56
820570 VICES, CLAMPS AND THE LIKE	769	769	1211	1211
820590 SETS OF ARTI.TWO/MORE,SUB-HEAD	4144	4144	18079	18079
820600 TOOL TWO/MORE OF H.82.02TO.05	23003	23003	2389	2389
820719 OTH INC PARTS ROCK DRIL,E-BORI	132809	132809	156393	156393
820720 DIES FOR DRAWING/EXTRUD METAL	134227	134227	4499	4499
820730 TOOL FOR PRESS, STAMPING/PUNCH	67655	67655	7748	7748
820740 TOOLS FOR TAPPING OR THREADING	595	595	2344	2344
820750 TOOL FOR DRILLING O/T ROCK DRL	13133	13133	254551	254551
820760 TOOLS FOR BORING OR BROACHING	1764	1764	6227	6227
820770 TOOLS FOR MILLING	9881	9881	2786	2786
820780 TOOLS FOR TURNING	5849	5849	8172	8172
820790 OTH INTERCHANGEABLE TOOLS	21920	21920	45294	45294
820810 KNIVS&CUTING BLADE METAL WORK	5963	5963	4235	4235
820820 KNIVS CUTING BLADE WOOD WORK.	1377	1377	2631	2631

Contd.

10.11 Imports by Economic Categories (Detail)

(In Thousand Rupees)				
Items	July, 2016	From July, 2016	July, 2015	From July, 2015
820830 KNIVS&CUTING BLADE KITCHEN APP	3659	3659	682	682
820840 KNIVS&CUTING BLADE AGRI HORT	2740	2740	2948	2948
820890 OTH KNIVES CUTING BLADES F/MAC	31514	31514	38800	38800
830260 AUTOMATIC DOOR CLOSERS	10035	10035	13553	13553
831190 OTH WIRE&RODS AGGLOMTR B/METAL	16054	16054	30144	30144
840211 WATERTUBE BOIL S/PROD>45T/H	1121636	1121636	62989	62989
840212 WATERTUBE BOILER S/PROD-45T/H	19210	19210	16028	16028
840220 SUPER-HEATED WATER BOILERS			2163	2163
840290 PARTS OFSTEAM/OTH VAPOUR G/BOL	388681	388681	51041	51041
840310 BOILERS	473	473	2770	2770
840390 PARTS CENTRAL HEATING BOILERS	19	19	543	543
840420 CONDENSERS STEAM/VAP POW UNIT	47071	47071	31938	31938
840490 PARTS MASHINE H-8404.1000	1483743	1483743	4409	4409
840510 PRODUCER WATER GAS GENERATORS	712	712	1149	1149
840590 PART PROD GAS WATER GENERATOR	3152	3152	313	313
840681 OTH TURBINE OUTPUT EXCEED 40MW	1017701	1017701		
840682 O-TURBINE OUTPUT NOT EXC 40MW	1034356	1034356		
840690 PARTS OF STEAM TURBINES	65551	65551	22026	22026
840710 AIRCRAFT ENGINES			40444	40444
840721 MARINE PROPULSION ENGINES	39949	39949	9385	9385
840729 OT MARINE SPARK-IGN-ROTRY ENG.	158	158		
840731 PISTION ENGINE CAPACITY-50CC	999	999	3893	3893
840732 PISTON ENG CAPACITY 50-250CC	17897	17897	26268	26268
840733 PISTON ENG CAPACITY 250-1000CC	3958	3958	2225	2225
840734 PISTON ENG CAPACITY EX1000CC	17295	17295	15442	15442
840790 OTH ENGINES	67610	67610	36484	36484
840810 MARINE PROPULSION ENG-DIESEL	440	440	2101	2101
840820 ENGINE FOR VEH CHAPTER-87	62981	62981	46011	46011
840890 OTH ENGINES	80859	80859	33320	33320
840910 PARTS FOR AIRCRAFT ENGINES	6217	6217		
840991 PARTS,SPARK-IGNITON PIST ENGIN	574594	574594	411243	411243
840999 OTH PART,COMPRES-IGN PIST ENG	776379	776379	633325	633325
841011 HYD,TURBINE,WATER WHEE-1000KW			50171	50171
841013 HYD TURBINE,W/WHEEL>10,000KW	595626	595626	413499	413499
841090 PARTS, INCLUDING REGULATORS	1441692	1441692	79585	79585
841122 TURBO-PROPLER EXCEED 1100KW			82968	82968
841181 OTH GAS TRBIN NOT EXCD 5,000KW			353906	353906
841182 OTH GAS TURBIN EXCE-5,000KW	658669	658669	168983	168983
841191 PARTS TURBO-JET /PROPELLERS			12774	12774
841199 OTH, PARTS OF GAS TURBINES	577547	577547	756619	756619
841221 LINEAR ACTING,HYD ENGINE&MOTOR	3970	3970	1252	1252
841229 OTH, HYDRAULIC POWER ENG&MOTOR	26379	26379	57741	57741
841231 LINERA ACT,PNEUMATIC ENG&MOTOR	1479	1479	3144	3144
841239 OTH, PNEUMATIC ENG & MOTOR	4514	4514	8056	8056
841280 OTH, ENGINES AND MOTOR	15	15		
841290 PARTS OF ENGINES AND MOTOR	19783	19783	456520	456520
841311 PUMPS FOR DISPENSING FUEL/LUB	12873	12873	36183	36183
841319 O-PUMP FITTED MEASURING DEVICE	33552	33552	43780	43780
841320 HAND PUMP O/THN H-841311,19	865	865	665	665
841330 FUEL LUBRICATING/COOLING PUMPS	375818	375818	203005	203005
841340 CONCRETE PUMPS	19911	19911	71794	71794
841350 OTH POSITIVE DISPLACEMENT PUMP	185554	185554	12865	12865
841360 OTH ROTARY PIDISPLACEMENT PUMP	106	106	4230	4230
841370 OTH CENTRIFUGAL PUMS	787448	787448	196863	196863
841381 OTH PUMS LIQUID ELEVATORS	230773	230773	75365	75365
841382 LIQUID ELEVATORS	2768	2768	123	123
841391 PART OF PUMPS	196218	196218	156808	156808

Contd.

10.11 Imports by Economic Categories (Detail)

(In Thousand Rupees)				
Items	July, 2016	From July, 2016	July, 2015	From July, 2015
841392 PARTS OF LIQUID ELEVATORS PUMP	1370	1370		
841410 VACUUM PUMS	19952	19952	10482	10482
841420 HAND/FOOT OPERATED AIR PUMS	12712	12712	3086	3086
841430 COMPRESSOR REFRIGERATOR EQUIP	730103	730103	1219873	1219873
841440 AIR COMPRESSORS MOUNTED W/CHAS	203253	203253	8934	8934
841451 FANS TABLE,FLOOR,WALL,WINDOW	1109760	1109760	87449	87449
841459 OTH FANS	34619	34619	65873	65873
841460 HOODS MAX-HORIZONTAL SIDE120CM	20648	20648	11662	11662
841480 OTH GAS COMPRESOR&RECYCL RODS	240628	240628	270107	270107
841490 PARTS AIR/VACUM PUMPS ETC.	225104	225104	273086	273086
841510 WINDOW/WALL TYPE AC/SPLIT SYS	452313	452313	266427	266427
841520 A.C.MACHINES FOR MOTOR VEHICLE	219	219	122	122
841581 A.C.MACH COMP MOTOR DRI FAN	184369	184369	35051	35051
841582 O- AC INCOR REFRIGIRATING UNIT	25043	25043	20328	20328
841583 OTH A.C. MACH NOT REFRIG UNIT	80397	80397	27756	27756
841590 PARTS OF AIR CONDITION MACHINE	476581	476581	317282	317282
841610 FURNACE BURNERS LIQUID FUEL	288	288	34951	34951
841620 OTH FURNAC BURNER INCL COMBINT	14591	14591	3643	3643
841630 MECHANICAL STOKERS GRATES ETC	211877	211877	46469	46469
841690 PART OF BURNRS OTH ART OF 7412	7157	7157	40209	40209
841710 FURNAC & OVEN F/ROAST/MELTING	381807	381807	21213	21213
841720 BAKERY OVENS INCL BISCUIT OVEN	20343	20343	15034	15034
841780 OTHER FURNANCE AND OVENS INDUS	5459	5459	17613	17613
841790 PART OF INDUSTRIAL LAB FURNACE	10802	10802	102772	102772
841810 COMBINED REFRIG-FREEZE W-DOORS	36821	36821	55881	55881
841821 REFRIGERATORS HOUSEHOLD TYPE	44074	44074	46949	46949
841829 OTH REFRIGERATOR HOUSHOLD TYP	4424	4424	17831	17831
841830 FREEZERS OF CHEST TYPE	776	776	1080	1080
841840 FREEZERS OF THE UPRIGHT TYPE	1761	1761	4771	4771
841850 O-FURNI-STORAGE,DISPLY FRZ EQU	6144	6144	112826	112826
841869 OTH REFRIG FREZ EQU HEAT PUMP	233975	233975	137293	137293
841891 FURNITURE REFRIG FREEZING EQPT	4744	4744	6591	6591
841899 OTH PARTS REFREGERATING EQUIPT	310762	310762	333863	333863
841911 INSTANT GAS WATER HEATERS	22969	22969	12389	12389
841919 OTH INSTANT STRONGWATER HETER	7655	7655	5180	5180
841920 MEDICAL SURGICAL LAB STERILISE	14062	14062	3975	3975
841931 DRYERS AGRICULTUL PRODUCTS			2874	2874
841939 OTHER DRYERS	220982	220982	21219	21219
841940 DISTILLING RECTIFYING PLANT			5341	5341
841950 HEAT EXCHANGE UNITS	428177	428177	18800	18800
841960 MACHINERY LIQUIFY AIR O/GASES	2404	2404	19849	19849
841981 OTH MACH PLANT EQPT HOT/COL FD	19557	19557	11430	11430
841989 OTH MACHINERY PLANT AND EQPT	605137	605137	397291	397291
841990 PARTS MACH PLANT LAB EQPT ETC.	252481	252481	51074	51074
842010 CALENDERING OTH ROLL MACHINES			1401	1401
842091 CYLINDER(FOR CALENDERING MACH)	136	136	1287	1287
842099 OTH PART OF CALENDER MACHINE	8280	8280	1143	1143
842112 CLOTHES-DRYERS	176	176	1920	1920
842119 OTH CENTRIFUGES INCLUDING DRYR	207707	207707	40507	40507
842121 FILTERING PURIFY MACH&APARATUS	1219552	1219552	233259	233259
842122 FILTERING MACH FOR BEVERAGES	257	257	9297	9297
842123 OIL&PETROL-FILTER INT.COMBSN	22523	22523	29195	29195
842129 OTH FILTER MACHS APPARATUS NES	101326	101326	62361	62361
842131 INTAKE AIR FILTER COMBTON ENG	197025	197025	153445	153445
842139 OTH FILTERING PURIFY MACH/APPA	223717	223717	218123	218123
842191 PARTS CENTRIFUGES INCL DRYER	29858	29858	11126	11126
842199 PARTS OF FILTERING PURIFY MACH	185775	185775	53233	53233

Contd.

10.11 Imports by Economic Categories (Detail)

(In Thousand Rupees)					
Items	July, 2016	From July, 2016	July, 2015	From July, 2015	
842211	DISH WASHING MACHINE HOUSEHOLD	1118	1118	1458	1458
842219	OTHER DISH WASHING MACHINE	186	186	346	346
842220	MACH CLEANING/DRYING BOTTLE	14642	14642	2641	2641
842230	MACH FILLING/CLOSING BOTTLES	267911	267911	200099	200099
842240	OTH PACKING WRAPPING MACHINE	214352	214352	305398	305398
842290	PARTS MACH FIL/CLEAN WRAP PACK	106343	106343	163698	163698
842310	PERSONAL WEIGHING MACHINES	5566	5566	6913	6913
842320	SCALES FOR CONT WEIGHING GOODS	1823	1823	63	63
842330	CONSTANT WEIGHT SCALES/HOPER	15782	15782	31864	31864
842381	OTH WEIGHT MACHINERY-30KG	2119	2119	2547	2547
842382	OTH WEIGHT MACH CAP-30-5000KG	20699	20699	17638	17638
842389	OTH WEIGHING MACHINERY	1287	1287	18096	18096
842390	WEIGHT MACH WTS ALL KINDS&PART	42777	42777	5808	5808
842410	FIRE EXTINGUISHERS W/N CHARGED	97908	97908	38997	38997
842420	SPRAY GUNS&SIMILAR APPLIANCES	89738	89738	21589	21589
842430	STEAM,SAND BLAST,JET PROJ MACH	4515	4515	2668	2668
842481	AGRICULTURAL OR HORTICULTURAL	20656	20656	27987	27987
842489	OTH APPL PROJ/DISPERS/SPRY LQD	65066	65066	6109	6109
842490	PART MECH APPLIANCE SPRAY ETC.	127137	127137	28598	28598
842511	PULLEY TACKLE HOISTS POWER	34533	34533	55234	55234
842519	O-PULLY/HOISTS/WINCH/CAPSTANS	98787	98787	67445	67445
842531	WINCH CAPSTAN POWER E/MOT	10468	10468	3256	3256
842539	WINCHES CAPSTAN	4829	4829	1056	1056
842541	JACKS,HOISTS-RAISING VEHICLES	4036	4036	322	322
842542	OTH JACKS AND HOISTS HYDRAULIC	211889	211889	28314	28314
842549	OTH MECHANICAL HANDING EQUIPMT	704	704	3571	3571
842611	OVERHEAD-TRAVELING CRAN F-SUPO	24744	24744	9154	9154
842612	MOBILE LIFTING FRAME ON TYRES	29630	29630	22756	22756
842619	OTH O/HEAD TRAVEL/TRNSPOT CRAN	292	292		
842620	TOWER CRANES	139225	139225	78112	78112
842630	PORTAL OR PEDESTAL JIB CRANES			5810	5810
842641	O-MACHINERY SELF PROP ON TYRES	27609	27609	5963	5963
842649	OTH MACHINERY SELF PROPELLED	22028	22028	73230	73230
842691	O-MACH DESIGED MOUNT ROAD VEH	206	206		
842699	OTH MACHINERY NOTSELF PROPELED			5343	5343
842710	SELF PROPELL TRUCK WITH EL MOT	23996	23996	10297	10297
842720	OTHER SELF-PROPELLED TRUCKS	208769	208769	138788	138788
842790	OTH WORK TRUCK LIFT/HAND EQUIP	14174	14174	3920	3920
842810	LIFTS AND SKIP HOISTS	140714	140714	51086	51086
842820	PNEUMATIC ELEVATORS&CONVEYORS	9923	9923	323	323
842831	ELEVATOR/CONVEYOR,UN/GROND USE			6101	6101
842832	OTH ELEVATOR/CONVEYOR BUKT TYP	2378	2378		
842833	OTH ELEVATOR/CONVEYOR BLT TYPE			8761	8761
842839	OTH CONT ACTELEVATOR,CONVEYOR	755540	755540	62455	62455
842840	ESCALATORS & MOVING WALKWAYS	29161	29161	14267	14267
842860	TELEFERICS CHAIR-LIFT,F/FURNIC			654	654
842890	OTH MACHINERY LIFT/HANDLE ETC.	76716	76716	99595	99595
842911	TRACK LAYING BULDOZER/ANGLDOZR	107165	107165	2958	2958
842919	BULDOZRS/ANGLEDRO/TRACK LAYING	4108	4108	6980	6980
842920	GRADERS AND LEVELLERS	102076	102076	28832	28832
842940	TAMPING MACHINE & ROAD ROLLERS	138773	138773	34458	34458
842951	FRONT-END SHOVEL LOADERS	283810	283810	184518	184518
842952	MACHINERY 360 REVOLVG S/STRUTE	52900	52900	46165	46165
842959	OTH MECHANICAL SHOVALS EXCAVOR	913531	913531	492854	492854
843010	PILE-DRIVERS /EXTRACTORS			7063	7063
843041	OTH BORS SINK MACH SELF-PROPEL	32063	32063		
843049	OTH BOR/SINK MACH NOT SELFPROP	758801	758801	901595	901595

Contd.

10.11 Imports by Economic Categories (Detail)

(In Thousand Rupees)				
Items	July, 2016	From July, 2016	July, 2015	From July, 2015
843050 OTH MACHINERY SELFPROPELLED			94443	94443
843061 TAMP COMPACT MACH NOT SELFPROP	1420	1420	1530	1530
843069 OTH MACHINERY NOTSELF-PROPELED	8758	8758	18603	18603
843110 PARTS MACHINERY HEADING 84.25	9211	9211	1547	1547
843120 PARTS MACHINERY HEADING 84.27	14363	14363	6739	6739
843131 PARTS OF LIFT SKIPHOIST&ESCALT	75337	75337	20668	20668
843139 OTH PARTSLIFT/HANDLE/LOAD MACH	46380	46380	93523	93523
843141 BUCKETS SHOVELS GRABS & GRIPS	1500	1500	12055	12055
843142 BULDOZER OR ANGLEDZER BLADES			124	124
843143 PARTS BOR/SINK MACHINERY	172713	172713	326804	326804
843149 PART MACH HEAD 84.26.84.29-30	175023	175023	246745	246745
843210 PLOUGHS			35512	35512
843221 DISC HARROWS,SCARIFIERS,CULTI			10401	10401
843229 OTH HAROW SCARIFIER WEDER&HOS	2426	2426	1286	1286
843230 SEEDERS PLANERS & TRANSPLANTER	22	22	32	32
843280 OTH AGR HERTI, FORESTRY MACHRY	21874	21874	871	871
843290 PARTS AGR HERTICULTURAL MACHIN	11946	11946	1470	1470
843311 LAWN MOVER PARKS/SPORTS GROUD	85	85		
843319 OTH MOVER LAWN PARKS SPORTGOOD	1082	1082	356	356
843320 OTH MOWERS INCLUDING CUTER BAR			7456	7456
843330 OTH HAYMAKING MACHINERY			167	167
843340 STRAW BALER INCL PICK-UP BALER	7960	7960	17005	17005
843351 COMBINE HARVESTER-THRESHERS	160739	160739	199537	199537
843353 ROOT/TUBER HARVESTING MACHINES			2432	2432
843359 OTH HARVESTING MACHINES	5988	5988	2020	2020
843360 MACH CLEAN SORT EGG FRUT AGPRO	800	800		
843390 PARTS MACH CLEAN/SORT EGG ETC	4447	4447	3109	3109
843410 MILKING MACHINES	5649	5649	1408	1408
843420 DAIRY MACHINERY	658	658	726	726
843490 PART MILKING/DAIRY MACHINERY	1677	1677	3359	3359
843510 MACHINERY (PRESSES,CRUSHES)	12	12	392	392
843610 MACHRY PREP ANIMAL FEED STUFS	7032	7032	26714	26714
843621 POULTRY INCUBATORS & BROODERS			160	160
843629 OTH POULTRY KEEPING MACHINERY	49403	49403	120397	120397
843680 OTH MACHINERY	23374	23374	12383	12383
843691 PARTS POULTRY KEEP MACH BRODER	4094	4094	4141	4141
843699 OTH PART OF AGR/HORT MACHINER	7261	7261	23497	23497
843710 MACH CLEAN SORT GRAD GRAIN/VEG	29586	29586	100423	100423
843780 OTH MACHINERY	94514	94514	42026	42026
843790 PARTS MACHINE USE MILLINDUSTRY	12908	12908	29752	29752
843810 BAKERY MACH MFG MACARONI SPGTI	260108	260108	53171	53171
843820 MACH MANU CONFECTIONERY COCA	90486	90486	3072	3072
843830 MACHINERY SUGAR MANUFACTURE	393	393		
843850 MACH PREPARATION MEAT/POULTRY	11637	11637	56773	56773
843860 MACH PREP OF FRUITS/NUTS/VEG.	470	470	2740	2740
843880 OTHER MACHINERY	46709	46709	5735	5735
843890 PARTS MACH/ND MFG FOOD DRINK	39992	39992	13773	13773
843910 MACHINERY M/PULP FIBROUS MATAL			107	107
843920 MACHINERY MAKE PAPER P/BOARD	10514	10514	20961	20961
843930 MACHINERY FINISH PAPER P/BOARD	6254	6254	1322	1322
843991 PARTS MACHIN PULP FIBROSMATERL	2402	2402	2298	2298
843999 OTH PARTS MACHIN PAPER P/BOAD	17208	17208	17111	17111
844010 BOOK-BIND&BOOK-SEWING MACHIN	3616	3616	4808	4808
844090 PARTS BOOK BINDING MACHINERY	309	309		
844110 CUTTING MACHINES	48339	48339	55885	55885
844120 MACH MAKE BAGS SACKS/ENVELOP	387	387	5625	5625
844130 MACHI MAKE CARTONS BOX TUBEETC	3584	3584	10349	10349

Contd.

10.11 Imports by Economic Categories (Detail)

(In Thousand Rupees)				
Items	July, 2016	From July, 2016	July, 2015	From July, 2015
844140 MACH MOULDING ARTICLE P/P,PULP	2141	2141	4511	4511
844180 OTH MACH FOR MAKING P&P/BOARD	14084	14084	7943	7943
844190 PART MAC H-8441.1000,8441.4000	6135	6135	3254	3254
844230 PRINTING MACH, APATUS&EQUIPMEN	18282	18282	1175	1175
844240 PARTS OF THE FOREGOING MACH	48	48	2473	2473
844250 PLATE ,CYLINDER/PRINT COMPONE	11817	11817	19647	19647
844311 OFF SET PRINT MACHIN REELFED	8132	8132	19729	19729
844312 SHEET FED,OFFICE TYPE S-22&36	7063	7063	1243	1243
844313 OTH OFFSET PRINTING MACHINERY	79162	79162	47176	47176
844314 LETTERPRESS PRI-MACH REEL FED	589	589	641	641
844315 LT-PRESS P-MACH O/T R-FED,FLEX			2054	2054
844316 FLEXOGRAPHIC PRINTING MACHIN	281753	281753	18346	18346
844317 GRAVURE PRINTING MACHINERY	6891	6891	10052	10052
844319 HOT STAMPING MACHINES	337916	337916	167472	167472
844331 MACH PERFORM TWO OR MORE FUNCT	42769	42769	34368	34368
844332 PRINTER CONNECT TO AUTOMA DPM	135971	135971	111983	111983
844339 O-MACH REPRODUC ORIGINAL IMAGE	153207	153207	132610	132610
844391 PART/ACCE PRINTING MACH H-8442	20748	20748	16425	16425
844399 PARTS /ACCE OTH PRINTING MACH	99492	99492	86367	86367
844400 MAC EXTRUD CUT M-MADE TEX-MATE	22871	22871	19193	19193
844511 CARDING MACHINES	111523	111523	48751	48751
844512 COMBING MACHINES			17118	17118
844513 DRAWING /ROVING MACHINES	170722	170722	60779	60779
844519 OTH MACH TEXTURE FIBRE ETC	46632	46632	50338	50338
844520 TEXTING SPINNING MACHINES	1344306	1344306	345115	345115
844530 TEXTILE DOUBLING OR TWIST MACH	35809	35809	7223	7223
844540 TEXTILE WINDING MACHINE	360953	360953	307202	307202
844590 OTH MACH, TEXTILE FIBRE	131353	131353	234749	234749
844610 WEAVING MACH FAB WD-NOT>30CM	382	382	915	915
844629 OTH WEAVING MACHINES(LOOMS)	32023	32023	2261	2261
844630 WEAV MACH FAB >30CM SHUTLES	402865	402865	520589	520589
844711 CIRCULAR KNITTING MACHINE	14676	14676	3009	3009
844712 CIRCULAR KNIT MACH DIA>165MM	43170	43170	27557	27557
844720 FLAT KNIT MACH STITCH-BONDING	36823	36823	48495	48495
844790 OTH MACH GIMPED YARN TULE LACE	469423	469423	540290	540290
844811 DOBBIES JACQUARD COPY ETC MACH	46550	46550	1988	1988
844819 OTH AUXILARY MACHIN HD84.44-47	148531	148531	224545	224545
844820 PARTS&ACCESORIES MACH H-84.44	5417	5417	10080	10080
844831 CARD CLOTHING	66912	66912	82635	82635
844832 PART ACCESORY MACH TEXT FIBRE	3205	3205	15036	15036
844833 SPINDLE SPIND FLYER S/N RING	98370	98370	95848	95848
844839 OTH PARTS&ACCESSORIES 84.45	160276	160276	115092	115092
844842 REEDS FOR LOOMS HEALDS&H/FRAM	22713	22713	21460	21460
844849 OTH PART ACCESSORIES WEAV MACH	35930	35930	43713	43713
844851 SINKERS NEEDLES & OTH ARTICLES	34443	34443	26207	26207
844859 PART ACCESSORY MACH HEAD 84.47	28314	28314	37922	37922
844900 MACH MFG FINISH NON WOVENS	1781	1781	317	317
845011 WASHING MACH FUL-AUTO NOT>10KG	84787	84787	33300	33300
845012 O-MACH BUILT-CENTRIFUGAL DRIER	2486	2486	7886	7886
845019 O-MACH DRY LINE CAPA -NOT>10KG	4833	4833	348	348
845020 MACHINE DRY LINE CAP EXCE10KG	18495	18495	962	962
845090 PARTS FOR H/HOLD WASH MACHINE	1686	1686	21934	21934
845110 DRY-CLEANING MACHINES	19462	19462	2895	2895
845129 OTH DRYING MACHINES	67287	67287	35763	35763
845130 IRONING MACHINES & PRESSES	15518	15518	5005	5005
845140 WASHING BLEACH DYE MACHINES	260608	260608	204759	204759
845150 REELING UNREEL FOLDING ETC MAC	22504	22504	34360	34360

Contd.

10.11 Imports by Economic Categories (Detail)

(In Thousand Rupees)				
Items	July, 2016	From July, 2016	July, 2015	From July, 2015
845180 OTH MACHINERY	401449	401449	337269	337269
845190 PARTS FOR DRY CLEAN/DYING MACH	36714	36714	30094	30094
845210 SEWING MACHINE HOUSEHOLD TYPE	17352	17352	4530	4530
845221 AUTOMATIC UNITS SEWING MACHINE	10835	10835	4266	4266
845229 OTH SWING MACHINES	199259	199259	168254	168254
845230 SEWING MACHINE NEEDLES	7627	7627	3071	3071
845290 OTHER PARTS OF SEWING MACHINE	22522	22522	21607	21607
845310 MACH PREP,TANN HIDE,SKIN LEAT	50334	50334	20432	20432
845320 MACH MAKING/REPARING FOOTWEAR	12607	12607	16210	16210
845380 OTH MACH REPAR H-SKINS/LEATHER			3647	3647
845390 PARTS OF MACH TANNING,FOOTWEAR	7259	7259	12176	12176
845420 INGOT MOULDS & LADLES	1174	1174		
845430 CASTING MACHINES	55543	55543	27091	27091
845490 PARTS OF CONVERTERS LADLES ETC	46724	46724	6406	6406
845521 HOT/COMBIN HOT&COLD ROLING MIL	157253	157253	9258	9258
845522 COLD, ROLLING MILLS	1666	1666	1047	1047
845530 ROLLS FOR ROLLING MILLS	46987	46987	61839	61839
845590 OTH PARTS METAL ROLLING MILLS	12014	12014	3809	3809
845610 MACH TOOL WORKING BY LSER ETC	70617	70617	3335	3335
845630 MA-TOOL OPER ELECTRO DISCHARGE	5375	5375	2267	2267
845690 O-MAC TOOL FOR REMOVAL OF MAT	1432	1432		
845710 MACHING CENT FOR WORKING METAL	52860	52860	22840	22840
845811 HORIZONTAL LATH NUMERICL CONTROL	59704	59704	12487	12487
845819 OTHER, HORIZONTAL LATHES	12560	12560	1535	1535
845891 OTH LATHES NUMERICALLY CONTROL	214	214		
845899 OTH LATHES FOR REMOVING METALS	10637	10637	1374	1374
845910 WAY TYPE UNIT HEAD MACHINES	1551	1551	778	778
845929 OTHER DRILLING MACHINES	14314	14314	6043	6043
845931 OTH BOR/DRIL MACH NUMERI CONTR	2540	2540		
845939 OTHER BOARING-MILLING MACHINES			6190	6190
845940 OTHER BORING MACHINES	10254	10254	3444	3444
845951 MILLING MACH KNEE TYPE N.CONTR	562	562	1640	1640
845959 MILL MACH W TRAVERSER =<300MM	8184	8184	6210	6210
845961 OTH MILLING MACH NUMERCAL CONT	2826	2826		
845969 OTHER MILLING MACHINES	3455	3455	2773	2773
845970 OTH THREAD/TAPPING MACH	2499	2499	409	409
846011 F.SURFACE GRIND MACH NUM CONTR			56	56
846019 OTH F.SURF GRIND MAC AXIS0.01M	5992	5992	8400	8400
846021 OTH GRIND MACH NUMERICAL CONTR	14866	14866		
846029 OTH GRIND MACH AXIS 0.01MM	831	831		
846039 OTH SHARPENING MACH-TOOL			1017	1017
846040 HONING OR LAPPING MACHINES	422	422	110	110
846090 OTHER MACHINE TOOLS	6980	6980	987	987
846120 SHAPPING OR SLOTTING MACHINES	2129	2129	2390	2390
846130 BROACHING MACHINES			415	415
846140 GEAR CUTTING,GRIND/FINISH MACH	1768	1768	14220	14220
846150 SAWING OR CUTTING-OFF MACHINES	22704	22704	86501	86501
846190 OTH MACH TOOL FOR METAL WORK	7415	7415	7947	7947
846210 FORGING/DIE-STAMP MACH&HAMMERS	2330	2330		
846221 BEND,FOLD,ETC MACH NUM CONTROL	6883	6883		
846229 OTH BENDING,FOLDING MACH	37496	37496	2943	2943
846239 OTH SHEARING MACH	28126	28126	3840	3840
846241 PUNCH/NOTCH MACH NUM CONTROL	14597	14597		
846249 OTH PUNCHING/NOTCHING MACH	12710	12710	12417	12417
846291 HYDRAULIC PRESSES	19947	19947	3997	3997
846299 OTH PRESSES FOR WORK METAL	22568	22568	552	552
846310 DRAW-BENCH FOR BARS,TUBES WIRE	32504	32504		

Contd.

10.11 Imports by Economic Categories (Detail)

(In Thousand Rupees)				
Items	July, 2016	From July, 2016	July, 2015	From July, 2015
846320 THREAD ROLLING MACHINES	3612	3612		
846330 MACHINES FOR WORKING WIRE	3116	3116	2387	2387
846390 OTH MACH TOOL WORKING METALS	20819	20819	5810	5810
846410 SAWING MACHINES	2329	2329		
846420 GRINDING OR POLISHING MACHINES	6268	6268	4882	4882
846490 OTH MACH TOOL WORK STONE/CER/C	13510	13510	2075	2075
846510 MACHINE FOR MECHANIC OPERATION			1537	1537
846591 SAWING MACHINES	254	254	1326	1326
846592 PLANING,MILLING, MOULD MACH	646	646	2554	2554
846593 GRINDING SANDING POLISHING MAC	2523	2523	756	756
846594 BENDING OR ASSEMBLING MACHINES	858	858	1101	1101
846595 DRILLING OR MORTICING MACHINES	62	62	866	866
846596 SPLITING SLICING PARING MACH	6408	6408	1350	1350
846599 OTH MACH TOOL FOR WOOD CORKETC	11367	11367	5137	5137
846610 TOOL HOLDER SELF OPEN DIEHEAD	7983	7983	5815	5815
846620 WORK HOLDERS	816	816	332	332
846630 DIVIDING HEAD & ATTACH M-TOOL	38	38		
846691 OTH PART FOR MA-TOOL H.84.64	321	321	1228	1228
846692 OTH PART FOR MA-TOOL H.84.65	3752	3752	5772	5772
846693 PART/ACCES MACH TOOL PLAN ETC	4581	4581	9107	9107
846694 PART/ACCES MACH TOOL FOLD ETC	14538	14538	3441	3441
846711 PNEUMATIC ROTARY TYPE TOOLS	321	321	497	497
846719 OTH PNEUMATIC TOOLS FOR WORK	4690	4690	3802	3802
846721 DRILL W ELEC MOTOR OF ALL KIND	12890	12890	12592	12592
846722 SAWS SELF CONTAINED ELE-MOTOR	2288	2288	1180	1180
846729 OTH TOOL WITH ELECTRIC MOTOR	47124	47124	25921	25921
846781 CHAIN SAWS	4584	4584	2027	2027
846789 OTH TOOL WORKING IN HAND	6559	6559	3876	3876
846791 PARTS OF CHAIN SAWS	2485	2485	2040	2040
846792 PARTS OF PNEUMATIC TOOLS	4296	4296	3220	3220
846799 OTH PART TOOL WOR IN THE HAND	8311	8311	8446	8446
846810 HAND HELD BLOW PIPES			10	10
846820 OTH GAS-OPERATED MACH APPARATU	725	725	1963	1963
846880 OTH MACH FOR SOLDER,BRAZING	4415	4415	5788	5788
846890 PARTS FOR SOLDERING,BRAZIN MAC	3786	3786	3461	3461
846900 TYPEWRITER;WORD PROCESS MACH			112	112
847010 ELEC CALCULATOR,DATA REC MAC	6577	6577	4669	4669
847021 CALC. MACH W PRINT DEVICE			6	6
847029 OTH ELECTRO CALCULATING MACHIN	53	53	2	2
847030 OTHER CALCULATING MACHINES			469	469
847050 CASH REGISTERS	13687	13687	1125	1125
847090 OTH POSTAGE,TICKET ISSUE MACH	30585	30585	17984	17984
847130 PORTABLE AUTOMATIC DP MACHINE	2421535	2421535	637318	637318
847141 OTH AUTOMATIC DATA PRO MACHINE	121195	121195	28138	28138
847149 OTH PRESENTED IN FORM SYSTEMS	17950	17950	44328	44328
847150 PROCESSI UNIT O/T,H-8471.41,49	288107	288107	131629	131629
847160 INPUT,OUTPUT UNIT IN S-HOUSING	38945	38945	64697	64697
847170 STORAGE UNITS	77390	77390	75237	75237
847180 OTH UNITS OF AUTO DAT PRO MACH	17330	17330	6030	6030
847190 OTH LAN,BRIDGES,HUBS EXCL SWIT	113757	113757	15128	15128
847210 DUPLICATING MACHINES	1639	1639		
847230 SORTING/FOLDING/AFFIXING MACH	37	37	508	508
847290 OTHER, OFFICE MACHINES	181146	181146	121564	121564
847310 PARTS/ACCESS OF MACH H-84.69	4440	4440	3	3
847329 OTH PARTS OF MACH H-84.70	969	969	875	875
847330 PARTS/ACCESS OF MACHINE 84.71	98984	98984	82314	82314
847340 PARTS/ACCESS MACHINE HEAD84.72	20586	20586	33800	33800

Contd.

10.11 Imports by Economic Categories (Detail)

(In Thousand Rupees)				
Items	July, 2016	From July, 2016	July, 2015	From July, 2015
847350 PARTS/ACCESS MAC HD84.69-84.72	571	571	1609	1609
847410 SORTING/SCREENING/WASHING MACH	128848	128848	4488	4488
847420 CRUSHING OR GRINDING MACHINES	1371690	1371690	48855	48855
847431 CONCRETE OR MORTAR MIXERS	63136	63136	22860	22860
847432 MACH FOR MIXING MINERAL&BITUME	29679	29679	2075	2075
847439 OTH MACH FOR MIXING MINERALS			1233	1233
847480 OTHER MACHINERY	61241	61241	12496	12496
847490 PART OF SORTING,SCREENING MACH	234854	234854	135161	135161
847521 MACH FOR MAKING OPTICAL FIBRE	1065	1065		
847529 OTH GLASS WORKING MACHINES	110475	110475	9576	9576
847590 PARTS OF MACHINES H-NO.84.75	10460	10460	2581	2581
847621 BEVERAGE/VENDING MA W REFRIG	412	412		
847629 OTH,AUTOMA BEVERG-VENDING MACH	588	588	91	91
847689 OTH MACH INCL MONEY CHANG MACH	563	563	103	103
847690 PARTS OF MACH HEADING 84.76	34	34		
847710 INJECTION-MOULDING MACHINES	234193	234193	158479	158479
847720 EXTRUDERS	91990	91990	4939	4939
847730 BLOW MOULDING MACHINES	97140	97140	43447	43447
847740 VACCUM MOLDING/THERMOFORM MACH	1056	1056	7338	7338
847751 MACH MOULD PNEUMATIC TYRE,TUBE	21050	21050		
847759 OTH MACH FOR MOLDING/FORMING			1299	1299
847780 OTH MACH FOR WORKING RUB/PLAST	252088	252088	33832	33832
847790 PARTS OF MACH,WORKING RUB/PLAS	101860	101860	39892	39892
847810 MACH FOR REPAIRING TOBACCO			93989	93989
847890 PARTS OF MACHINES OF H-84.78	21042	21042	67457	67457
847910 MACH FOR PUBLIC WORKS,BUILDING	47989	47989	43684	43684
847920 MACH FOR EXTRACT/PREP FATS/OIL	7820	7820	4269	4269
847930 PRESS PARTICAL/FIBRE BOARD ETC	5219	5219	11668	11668
847940 ROPE OR CABLE MAKING MACHINES	37589	37589	377	377
847950 INDUSTRIAL ROBOTS(N.E.S.)	517	517		
847960 EVAPORATIVE AIR COOLERS	41528	41528	15753	15753
847971 PASSE BOARD BRIDGE.AIRPORT USE	56328	56328		
847979 OTH PASSENGER BOARDING BRIDGES			598	598
847981 MA FOR TREATING METAL/FLE WIRE	36380	36380	9343	9343
847982 MIX/KNEAD/CRUSH/GRIND ETC MACH	87882	87882	115295	115295
847989 OTH APPLI IDIVIL FUNCTIO MACH	498245	498245	274419	274419
847990 PART OF MA H- 8479.20.60.82.84	82676	82676	141865	141865
848010 MOULDING BOXES FOR MET FOUNDRY	75	75	2181	2181
848020 MOULD BASES	4558	4558	1226	1226
848030 MOULDING PATTERNS	1077	1077	363	363
848041 INJECTION OR COMPRESSION TYPES	2686	2686	9939	9939
848049 OTH, MOULDS FOR METAL/CARBIDES	29990	29990	28072	28072
848050 MOLULDS FOR GLASS	527	527	7683	7683
848060 MOULDS FOR MINERAL MATERIALS.	132990	132990	14532	14532
848071 INJECTION OR COMPRESSION TYPES	39435	39435	21147	21147
848079 OTH MOULDS FOR RUBBER/PLASTICS	57510	57510	110733	110733
848110 PRESSURE-REDUCING VALVES	328757	328757	175450	175450
848120 VALVES,OLEOHYD/PNEUMATIC TRANS	13685	13685	50650	50650
848130 CHECK (NONRETURN) VALVES	283518	283518	79742	79742
848140 SAFETY OR RELIEF VALVES	236846	236846	98424	98424
848180 OTH APPLIANCE(TAP,COCKS,VAL)	843281	843281	401387	401387
848190 PARTS OF APPLICANCE H-NO.84.81	86074	86074	113879	113879
848210 BALL BEARINGS.	386725	386725	323272	323272
848220 TAPERD ROLLER BEARING INC CONE	52965	52965	76014	76014
848230 SPHERICAL ROLLER BEARINGS	27260	27260	25217	25217
848240 NEEDLE ROLLER BEARINGS	7466	7466	4162	4162
848250 OTH CYCLINRICAL ROLLER BEARING	14318	14318	29424	29424

Contd.

10.11 Imports by Economic Categories (Detail)

(In Thousand Rupees)				
Items	July, 2016	From July, 2016	July, 2015	From July, 2015
848280 OTH COMBINED BALL/ROLLER BEAR	75341	75341	16334	16334
848291 BALLS, NEEDLES/ROLLERS PARTS	16360	16360	10930	10930
848299 OTH PARTS OF BALL/ROLLER BEAR	15285	15285	30189	30189
848310 TRANSMISSION/CRANKS/SHAFTS.CAM	204684	204684	198716	198716
848320 BEARING HOUSING-BALL/ROLR BEAR	9314	9314	11425	11425
848330 BEARING HOUSING NOT INCOR BEAR	122681	122681	152026	152026
848340 GEAR,CHAIN SPOK,GEAR BOXES ETC	283696	283696	230214	230214
848350 FLYWHEL/PULEY INCL PULEY BLOCK	13384	13384	5935	5935
848360 CLUTCHES AND SHAFT COUPLING	56258	56258	98915	98915
848390 PARTS OF HEADING 84.83	43996	43996	62067	62067
848410 GASKET&SIMILAR JOINT OF MATALS	75196	75196	58478	58478
848420 MECHANICAL SEALS	39232	39232	38456	38456
848490 OTH GASKET&SIMI JOINT DISSIMIL	82636	82636	48260	48260
848620 MAC FOR MANUF S-COND,I-CIRCUIT			11	11
848640 MACH FOR MANU OF I-CIRCUIT,NES			10	10
848690 PARTS&ACCE OF MACH MANU S-COND			2	2
848710 SHIPS/BOATS,PROPELLERS&BLADES			6014	6014
848790 O-PARTS&ACCE NOT CON ELE-CONNE	39808	39808	22789	22789
850110 ELEC MOTOR OUTPUT NOT>37.5.WAT	76355	76355	62598	62598
850120 UNIVERSAL AC/DC MOTOR >37.5 W	42059	42059	32844	32844
850131 OTH DC MOTOR/GEN 0-P=750 WATT			11642	11642
850132 O-DC MOTOR/GEN 0-P-750W-75KW	14988	14988	4232	4232
850133 OTH DC MOTO/GEN 0-P-75KW-375KW	10099	10099	10025	10025
850134 OTH DC MOTOR/GEN OUTPUT >375KW			1419	1419
850140 OTH AC MOTORS,SINGLE-PHASE	105459	105459	73275	73275
850151 OTHER AC MOTORS MULTI-PHASE	25123	25123	41052	41052
850152 AC MOTORS,OUTPUT-750W-75KW	122165	122165	146280	146280
850153 AC MOTORS,OUTPUT>75KW	76236	76236	42571	42571
850161 AC GENERATORS OUTPUT NOT>75KVA	73785	73785	95111	95111
850162 AC GENERATORS OUTPUT-75-375KVA	24292	24292	32843	32843
850163 AC GENERATOR 0-P-375KVA-750KVA	2723	2723	519	519
850164 AC GENERATORS OUTPUT >750 KVA	170887	170887	12383	12383
850211 EL GNERATOR (DIESEL)0-P>75 KVA	593656	593656	727980	727980
850212 GENER SET(DIESEL)OP- 75-375KVA	146948	146948	178050	178050
850213 GENER SET(DIES ENG)OP>375KVA	656150	656150	255535	255535
850220 GENER SET(SP-ING ENG)OP>375KVA			3213	3213
850231 GENERATING SETS,WIND POWERED	2927944	2927944	2845448	2845448
850239 OTHER GENERATING SETS	2124605	2124605	942322	942322
850300 PARTS FOR MACHIN H-85.01/85.02	1413503	1413503	118872	118872
850410 BALLAST FOR DISCHARG LAMP/TUBE	15291	15291	13664	13664
850421 LIQUID DIELECRICT FORMERS	46667	46667	20130	20130
850422 LIQ D-E T/FORMER-650-10000KVA	25069	25069	20	20
850423 LIQ DI-ELE T/FORMER >10000KVA	855688	855688	62	62
850431 OTH TRANSFORMER-PHC-NOT>1 KVA	211132	211132	47796	47796
850432 OTH TRANSFORMER-PHC-1KVA-16KVA	7765	7765	423	423
850433 OTH TRANSFORMER-PHC-16-500KVA	289941	289941	16577	16577
850434 OTH TRANSFORMER-PHC>500 KVA	134884	134884	716824	716824
850440 STATIC CONVERTERS	677591	677591	856729	856729
850450 OTHER INDUCTORS	9488	9488	38356	38356
850490 PARTS ELEC POWER MACH H-8504	160833	160833	136257	136257
850511 PERMANENT MAGNETS AND ARTICLES	6915	6915	1864	1864
850519 OTH PERMANENT MAGNETS&ARTICLES	7863	7863	8375	8375
850520 EL-MAGNET COUPLING,CLUTCH ETC	17860	17860	3501	3501
850590 OTH EL-MAGNET INC/PART HD85.05	8177	8177	3246	3246
850610 MANGANESE DIOXIDE P/CELL&BATT	67426	67426	59949	59949
850630 MERCURIC OXIDE P/CELL&BATTRIES	1	1	83	83
850650 LITHIUM PRIMARY CELL&BATTERIES	74962	74962	31726	31726

Contd.

10.11 Imports by Economic Categories (Detail)

(In Thousand Rupees)				
Items	July, 2016	From July, 2016	July, 2015	From July, 2015
850660 AIR ZINC PRIMARY CELL&BATTERIES	299	299	17	17
850680 OTHER PRIMARY CELL&BATTERIES	23525	23525	26182	26182
850690 PARTS OF PRIMARY CELL&BATTEIES	4597	4597	25603	25603
850710 LEAD-ACID ACCUMULATOR(STARTNG)	934	934	671	671
850720 OTHER LEAD-ACID ACCUMULATORS	463822	463822	732018	732018
850730 NICKEL-CADMIUM ACCUMULATORS	2740	2740	23308	23308
850750 BATTRIES NICKEL-METAL HYDRIDE	1098	1098	676	676
850760 BATTRIES LITHIUM-ION	6306	6306	8494	8494
850780 OTHER ACCUMULATORS	31605	31605	69981	69981
850790 PARTS EL-ACCMOLATOR INCL SEPR	17723	17723	58415	58415
850811 VACUM CLEANER SE-CONTA E-MOTOR	10438	10438	3934	3934
850819 OTH VACUUM CLEANERS SELF MOTOR	2808	2808	5878	5878
850860 OTHER VACUUM CLEANERS	798	798	1218	1218
850870 PARTS OF VACCUM CLEARNS	138	138	223	223
850940 FOOD GRINDER/MIXERS&JUICE EXT	67356	67356	59869	59869
850980 OTH DOMESTIC APPLIANC	8446	8446	13696	13696
850990 PARTS DOMESTIC APPLIAN	42874	42874	16969	16969
851010 SHAVERS SELF CONTAINED EL-MOTO	7417	7417	2183	2183
851020 HAIR CLIPPERS SELF CON EL-MOTO	2790	2790	3998	3998
851030 HAIR-REMOVING APPLIANCES	1171	1171	16771	16771
851090 PART OF SHAVER/CLIPPER/REMOVER	4171	4171	759	759
851110 SPARKING PLUGS	96726	96726	71517	71517
851120 IGNITION/DYNAMOS MAG-FLYWHEELS	8915	8915	7337	7337
851130 DISTRIBUTORS;IGNITION COILS	38004	38004	31005	31005
851140 STARTERS MOTORS/DUEL PUR GENER	16043	16043	5422	5422
851150 OTHER GENERATORS	2534	2534	2096	2096
851180 OTH EL-IGNITION/START EQUIP	4891	4891	3750	3750
851190 PARTS OF THE HEADING NO.85.11	81971	81971	104227	104227
851210 LIGHTS SIG EQUIP BICYCLE USED	54	54	152	152
851220 OTH LIGHTING SIG EQUIPMENT	136265	136265	161017	161017
851230 SOUND SIGNALLING EQUIPMENT	17609	17609	11745	11745
851240 WINDSCREEN WIPER,DEFROST/DEMIS	6467	6467	6679	6679
851310 PORTABLE ELECTRIC LAMPS	59980	59980	52325	52325
851390 PARTS(OF THE HEADING NO.85.12)	796	796	310	310
851410 RESISTANCE HEATED FURNACE/OVEN	1200	1200	40	40
851420 INDUCTION/DIELECTRIC FUR/OVENS	264	264		
851430 OTHER FURNACES AND OVENS	34852	34852	1576	1576
851440 OTH IND/DI-EL HEATING EQUIPMNT	6166	6166	22987	22987
851490 PARTS(OF HEADING NO.85.14)	7577	7577	18848	18848
851511 SOLDERING IRONS AND GUNS	2078	2078	3016	3016
851519 OTH BRAZING/SOLDER IRONS&GUNS	9387	9387	7173	7173
851521 MACHINES,RES WELDING OF METAL	3468	3468	332	332
851529 OTH MACH RES WELDING OF METAL	3902	3902	3870	3870
851531 MACH ARC WELDING METAL F/AUTO	47677	47677		
851539 OTH MACH/APP ARC WELDING METAL	118647	118647	15497	15497
851580 OTH MACH/APP HOT SPRAYING METL	6609	6609	8033	8033
851590 PARTS(OF HEADING NO.85.15)	27212	27212	7571	7571
851610 ELE INSTANEOUS/IMERSION HEATER	6397	6397	8102	8102
851621 STORAGE HEATING RADIATORS	643	643	136	136
851629 OTH ELE SPACE/SOIL HEATNG APPA	6497	6497	2476	2476
851631 HAIR DRYERS	2699	2699	10229	10229
851632 OTHER HAIR DRESSING APPARATUS	5526	5526	5151	5151
851633 HAND DRYING APPARATUS	431	431	277	277
851640 ELECTRIC SMOOTHING IRONS	13029	13029	16853	16853
851650 MICROWAVE OVENS	54930	54930	12417	12417
851660 OTH OVEN/COOKER/GRILL/ROASTERS	22395	22395	14093	14093
851671 ELECTRIC COFFEE OR TEA MAKERS	2275	2275	4231	4231

Contd.

10.11 Imports by Economic Categories (Detail)

(In Thousand Rupees)				
Items	July, 2016	From July, 2016	July, 2015	From July, 2015
851672 ELECTRIC TOASTERS	438	438	8407	8407
851679 OTH ELECTRIC-THERMIC APPLIANCE	13565	13565	32971	32971
851680 ELECTRIC HEATING RESISTORS	14885	14885	13671	13671
851690 PARTS EL-THERMIC APP H-85.16	17963	17963	89546	89546
851711 LINE TELEPHONE CORDLESS H-SETS	1738	1738	6627	6627
851712 TELEPHONE FOR CELLULAR NETWORK	4844471	4844471	4617131	4617131
851718 OTHER TELEPHONES	4948	4948	6444	6444
851761 BASE STATIONS FOR WIRELESS N-W	410326	410326	436054	436054
851762 MACH FOR RECEPTION VOICE/IMAGE	703425	703425	1755720	1755720
851769 OTHER APPARATUS	354079	354079	417949	417949
851770 PARTS FOR TELEPHONES/WIRELESS	224743	224743	246298	246298
851810 MICROPHONES AND STANDS THEREOF	3753	3753	3492	3492
851821 SINGLE L/SP MOUNTED IN ENCLOUR	19962	19962	14223	14223
851822 MULTIPLE L/SP MOUNTED IN ENCL	10997	10997	9724	9724
851829 OTH L/SP NOT MOUNTED IN ENCL	43020	43020	25201	25201
851830 HEAD/EAR/MICRO PHONE SPEAK SET	48113	48113	43796	43796
851840 AUDIO FREQUENCY ELEC.AMPLIFIER	7050	7050	4111	4111
851850 ELECTRIC SOUND AMPLIFIER SETS	1139	1139	1337	1337
851890 PARTS & ACCESSORIES HEAD 85.18	6604	6604	3824	3824
851930 TURNTABLES (RECORD-DECKS)	14	14		
851981 O-APPA USING MAG/OPTICAL MEDIA	63	63		
851989 OTH COMPACT DISK PLAYERS	3853	3853	5010	5010
852110 MAGNETIC TAPE TYPE	3697	3697	2465	2465
852190 OTH VIDEO REC/REPRODUCING APP	12974	12974	11471	11471
852380 DATA/SOUND RECORDED AUTO.DPM	237590	237590	25851	25851
852550 TRANSMISSION APPA FOR RADIO/TV	30490	30490	27994	27994
852560 TRANSMISSION APPARATUS	40359	40359	31827	31827
852580 TV CAMERAS,DIGI/VIDEO CAMERA-R	118727	118727	56351	56351
852610 RADAR APPARATUS	31724	31724		
852691 RADIO NAVIGATIONAL AID APPARAT	56372	56372	13120	13120
852692 RADIO REMOTE CONTROL APPARATUS	1776	1776	188	188
852712 POCKETSIZE RADIOCASSETE PLAYER	1	1	128	128
852713 OTH APPA COMB W/SOUND REC/PRO	169	169		
852719 OTH RECORDING/REPRODUCING APPA	1763	1763	3110	3110
852721 OTH RADIO BRO-RECEIVER FOR VEH	12066	12066	3708	3708
852729 OTH SOUND REC/REPRO APPA VEH	10548	10548	15421	15421
852791 OTH APPA COMB W/SOUND REC/PRO	88	88		
852792 APPA NOT COMB W-S-RECOR/REPROD			21	21
852799 MODEMS FOR SUND RECOD APPA	68	68	43	43
852841 MONITORS AUTOM DATA PRO SYSTEM	4272	4272	2028	2028
852849 OTH CATHODE-RAY TUBE MONITORS	149	149	877	877
852851 OTH MONITOR DATA PROCESSING SY	170233	170233	176426	176426
852859 OTHER MONITORS	16466	16466	5233	5233
852861 PROJECTOR FOR AUTO- DPS-H8471	8403	8403	16257	16257
852869 MULTIMEDIA PROJECTOR-FOR DP-SY	60	60	378	378
852871 RECEPTION APPA FOR TV	21224	21224	9630	9630
852872 OTH COLOUR TV SETS	625129	625129	62035	62035
852910 AERIALS/REFLECTORS ALL KINDS	11103	11103	13519	13519
852990 OTH PARTS/APP H-85.25-85.28	58129	58129	95311	95311
853080 OTH SIGNAL EQP EL TRAFIC CONT	4643	4643	1769	1769
853090 PARTS OF EQP HEAD 85.30	1664	1664	60	60
853110 BURGLAR/FIRE ALARMS/SIMIL APPT	84782	84782	17878	17878
853120 INDICATOR PANEL INCORP LCD/LED	23737	23737	8791	8791
853180 OTHER APPARATUS	6595	6595	4544	4544
853190 PARTS ELEC SOUND/VIS SIG APPT	11657	11657	4894	4894
853210 FIX CAPACITO 50/60HZ CAP.5KVAR	57479	57479	30068	30068
853221 OTHER FIXED CAPACITOR	257	257		

Contd.

10.11 Imports by Economic Categories (Detail)

(In Thousand Rupees)				
Items	July, 2016	From July, 2016	July, 2015	From July, 2015
853222 ALUMINIUM ELECROLYTIC FIX CAP	4168	4168	1348	1348
853223 CERAMIC DIELEC,SIN-LYR FIX CAP	337	337	1011	1011
853224 CERAMIC DIELEC MUL-LYR FIX CAP	3208	3208	3174	3174
853225 DIELECTRIC PAPER PLAS FIX CAP	1547	1547	452	452
853229 OTHER FIXED CAPACITORS	17542	17542	28500	28500
853230 VARIABLE/ADJUSTABLE CAPACITORS	1324	1324	1210	1210
853290 PARTS OF ELECTRICAL CAPACITORS	1693	1693	3065	3065
853310 FIXED CARBON RES COMP/FILMTYPE	12229	12229	2300	2300
853321 OTH FIXED RES CAPACITY < 20 W	1292	1292	427	427
853329 OTHER FIXED RESISTORS	11045	11045	10720	10720
853331 W/WOUND RESISTOR- RHEO&POTEN	2819	2819	2252	2252
853339 OTH W/WOUND VARIABLE RESISTORS	1699	1699	5615	5615
853340 OTH VAR RES INCL REHEOSTATS	5431	5431	6484	6484
853390 PARTS FOR ELECTRICAL RESISTERS	128	128	1073	1073
853400 PRINTED CIRCUITS	26465	26465	31110	31110
853510 FUSES FOR VOLTAGE >1000 VOTTS	2384	2384	13526	13526
853521 AUTOMA C-BRAKER VOT <7.5 KV	115419	115419	55304	55304
853529 OTH AUTOMATIC CIRCUIT BRAKER	19847	19847	21909	21909
853530 ISOLATING/MAKE-AND-BREAK SWIT	23523	23523	10696	10696
853540 LIGHT ARRESTER,VOL LIMITER ETC	26328	26328	6938	6938
853590 ELEC APP SWITCHING CIR>1000VOL	66898	66898	43791	43791
853610 FUSES FOR VOLTAGE <1000 VOLTS	9721	9721	14317	14317
853620 AUTOMATIC CIR BREAKER	170301	170301	207823	207823
853630 OTH APP PROTECTING ELEC CIRCUL	10156	10156	3835	3835
853641 RELAYS FOR VOLTAGE	10679	10679	9873	9873
853649 OTHER, RELAYS	82101	82101	55952	55952
853650 OTHER SWITHCES	86627	86627	82580	82580
853661 LAMP HOLDERS	8846	8846	7537	7537
853669 OTHER,PLUGS AND SOCKETS	122142	122142	77321	77321
853670 CONNECTORS FOR OPTICALFIBRES	4471	4471	3254	3254
853690 OTH ELECTRICAL APPARATUS	107290	107290	99349	99349
853710 BOARD,PANEC ETC VOLTAGE-1000V	516338	516338	279890	279890
853720 BODIES,CONSOLE ETC VOLT>1000V	125179	125179	853731	853731
853810 BOARD,PANELS GOODS HEAD 85.37	48985	48985	35981	35981
853890 OTH PARTS SUITABLE GOOD H85.37	324568	324568	181536	181536
853910 SEALED BEAM LAMP UNITS	8360	8360	5916	5916
853921 TUNGSTEN HALOGEN LAMPS	24751	24751	20268	20268
853922 OTH LAMPS 200W FOR VOLT>100V	4219	4219	15046	15046
853929 OTH FILAMENT LAMPS EXCL U-VIOL	43752	43752	31748	31748
853931 DISCHARGE LAMP O/TAN U-V-LAMP	790481	790481	11967	11967
853932 MERCURY OR SODIUM VAPOUR LAMPS			885	885
853939 OTH DISCHARGE LAMPS,O/TH ULTRA	13453	13453	727059	727059
853941 ARC-LAMPS (ELECTRIC)	500	500	287	287
853949 OTH ULTRA-VOILET/INFRA-REDLAMP	3886	3886	1562	1562
853990 PARTS ELECTRIC FILAMENT/D-LAMP	47200	47200	27999	27999
854011 CATHODE-RAY TV PICTURE TUBES			777	777
854020 TV CAMERA TUBE(IMAG CONVERTER)	353	353		
854071 MAGNETRONS	1674	1674	43084	43084
854079 OTH,MICROWAVE TUBE,CARCINOTR	71	71		
854081 OTHER VALVES AND TUBES:	883	883		
854110 DIODES,OTH THAN PHOTSENSITIVE	9609	9609	11712	11712
854121 TRANSISTOR O/THAN PHOTSENSITV	1281	1281	155	155
854129 OTH TRANSISTOR O/TH PHOTSEN	7575	7575	5832	5832
854130 THYRISTORS DIACS AND TRIACS	317	317	758	758
854140 PHOTSENSITIV SEMICONDUCTOR DE	3699618	3699618	7830536	7830536
854150 OTH SEMICONDUCTOR DEVICES	3754	3754	1489	1489
854160 MOUNTED PIEZO-ELECTRIC CRYSTAL	1573	1573	1276	1276

Contd.

10.11 Imports by Economic Categories (Detail)

(In Thousand Rupees)				
Items	July, 2016	From July, 2016	July, 2015	From July, 2015
854190 PARTS OF APPARATUS OF H-85.41	1153	1153	1952	1952
854231 ELECTRONIC INTEGRATED CIRCUIT	18211	18211	42314	42314
854232 MEMORIES	12852	12852	9056	9056
854233 AMPLIFIERS	882	882	2294	2294
854239 OTH ELECTRO INTEGRATED CIRCUIT	42019	42019	45446	45446
854290 PARTS OF ELEC INTIGRAT CIRCUIT	1005	1005	13709	13709
854310 PARTICLES ACCELERATORS	197104	197104		
854320 SIGNAL GENERATORS	1360	1360	5106	5106
854330 MACH APPA EL-PLATNG ELECTROLYS	50308	50308	1925	1925
854370 OTHER MACHINE/APPARATUS	211544	211544	97994	97994
854390 PARTS OF THE APPARATUS H-85,43	24743	24743	7737	7737
854411 WINDING WIRE OF COPPER	18087	18087	18095	18095
854419 OTHER WINDING WIRE OF COPPER	56109	56109	58966	58966
854420 CO-AXIAL CABLE & CONDUCTORS	68742	68742	57842	57842
854430 IGNITION & OTHER WRITING SETS	22226	22226	14574	14574
854442 COMPUTER LEADS WITH CONNECTOR	212088	212088	106316	106316
854449 OTH ELECTRIC CONDUCTOR N>1000V	325648	325648	214862	214862
854460 OTH EL CON FOR VOLTAGE >1000V	148179	148179	91050	91050
854470 OPTICAL FIBRE CABLES	92370	92370	78601	78601
854519 OTHER ELECTRODES	1347	1347	871	871
854520 CARBON BRUSHES	3309	3309	1231	1231
854590 OTH LAMP/BATTERY CARBON,GRAPIT	358	358	1482	1482
854610 EELECTRICAL INSULATOR OF GLASS			38	38
854620 EELECTRICAL INSULATOR CERAMICS	60351	60351	37009	37009
854690 OTH ELE INSU OTH THN GLAS,CERA	86725	86725	12811	12811
854710 INSULATING FITTINGS OF CERMIC	107	107	76	76
854720 INSULATING FITTINGS OF PLASTIC	3726	3726	101	101
854790 OTH INSULATIN FITT PLAS/CERMIC	3185	3185	5534	5534
854810 WAST/SCRPR PRI BATRY,CEL,ACCUMU	56711	56711	37607	37607
854890 OTH,PARTS ELE MACHINE/APP NES	86	86	125	125
860290 OTH,RAIL LOCOMOTVE,LOCOMO TEND			27	27
860400 RAIL/TRAMWAY MAINTENANCE VEHIC	560080	560080		
860630 SELF DISCHARGING VANS,WAGONS	192	192		
860699 OTH RAIL,TRAMWAY GOOD VAN(NSP)	1004436	1004436		
860719 OTH INCL PARTS AXELS/WHEEL	96190	96190		
860721 AIR BRAKES AND PARTS THEREOF	1220	1220		
860729 OTH BRAKES LOCOMO&PATS THEREOF			32914	32914
860791 OTHER PARTS OF LOCOMOTIVES	466264	466264	108407	108407
860800 RAIL/TRAMWAY TRACK FIXTURES	785	785	555	555
860900 CONTINERS SPECIL DESI,EQUIPPED	26267	26267	14686	14686
870110 PEDESTRAIN CONTROLLED TRACTORS			3648	3648
870120 ROAD TRACTORS FOR SEMI-TRAILER	970732	970732	671058	671058
870190 COMP AG-TRACTORS-ANY KIT FORM	453534	453534	190861	190861
870210 M.VEH 10 OR >PERSON DIESEL ENG	1690098	1690098	733095	733095
870290 COMP O-M-VEH 10PER&DERIVER AKF	42477	42477	90876	90876
870310 M-CAR FOR TRAVEL ON SNOW/GOLF	1250	1250	2594	2594
870321 MOTOR VEH CYLNDER CAP-1000CC	3713495	3713495	2814141	2814141
870322 OTH CAR CY CAP>1000CC - 1500CC	2207306	2207306	2067285	2067285
870323 OTH VEH CYL CAP 1500 - 3000CC	1703024	1703024	1407187	1407187
870324 OTH VEH CYL CAPACITY>3000CC	432480	432480	375929	375929
870332 VEH(DIESEL ENG)CY-1500 -2500CC	4624	4624	52530	52530
870333 OTH VEH(DIESEL ENG)CAP>2500CC	83514	83514	114979	114979
870410 DUMPERS DESIGN FOR OFF-HIGHWAY	203331	203331	58979	58979
870421 OTH VEH(DIESEL ENG)NOT>5TONNES	989120	989120	681147	681147
870422 OTH VEH(DIESEL ENG)GVW-5-20TON	640993	640993	418368	418368
870423 OTH VEH(DIESEL)GVW >20 TONNES	227657	227657	234300	234300
870431 OT VEH SPARK-IGNITION NOT>5TON	476216	476216	517455	517455

Contd.

10.11 Imports by Economic Categories (Detail)

(In Thousand Rupees)				
Items	July, 2016	From July, 2016	July, 2015	From July, 2015
870510 CRANE LORRIES	116964	116964	14198	14198
870540 CONCRETE-MIXER LORRIES	13500	13500	126600	126600
870590 OTH SPECIAL PURPOSE MOTOR VEHL	954237	954237	86469	86469
870710 BODIES/CABS FOR VEH-H-87.03	20873	20873	1002	1002
870790 BODIES OF VEH-H-87042190&.3190	24864	24864	18312	18312
870810 BUMPERS AND PARTS THEREOF	39919	39919	11290	11290
870821 OTH PART ACCE OF BODIES,SEATS	26325	26325	6379	6379
870829 OTH PART ACCE OF BODIES,CABS	376150	376150	177060	177060
870830 BRAKES&SERVO-BRAKES,PARTS VEH	63655	63655	60907	60907
870840 GEAR BOXES AND PARTS THEREOF	114877	114877	10010	10010
870850 DRIVE-AXLES WITH DIFFERENTIAL	69224	69224	37231	37231
870870 ROAD WHEELS&PARTS&ACCESSO	83014	83014	24964	24964
870880 SUSPENSION SYS,SHOCK-ABSORBERS	156750	156750	108075	108075
870891 RADIATORS & PARTS THEREOF VEH	26136	26136	20168	20168
870892 SILENCERS&EXHAUST PIPES,PARTS	2885	2885	2178	2178
870893 CLUTCHES AND PARTS THEREOF	16603	16603	13818	13818
870894 STEERING WHEELS,CLUMNS,BOXES	45591	45591	43445	43445
870895 SAFETY AIRBAGS INFLATER SYSTEM	163	163		
870899 OTH PARTS FOR VEHICLES H-8701	690260	690260	274597	274597
871000 TANKS,OTH ARMOUD FITGHING VEH			2210	2210
871110 MOTORCYCLE CYL CAP-NOT>50CC	32	32		
871120 M-CYCLE CYL CAPACITY- 50-250CC	547904	547904	667071	667071
871130 M-CYCLE CYL CAPACITY-250-500CC			806	806
871140 M-CYCLE CYL CAP-500-800CC	19453	19453	451	451
871150 M-CYCLE CYL CAP EXCEEDIN-800CC			6096	6096
871190 OTH M-CYCLE(INCLUDING MOPEDS)			50	50
871200 BICYCLES,OTH DELIVERY TRICYCL	55293	55293	54527	54527
871310 INVALID CARRIAG NOT MECH PROPL	33243	33243	17720	17720
871390 OTH INVALID CARRIAG MOTORISED	723	723	166	166
871410 SADDLES OF MOTORCYCLES,MOPEDS	481349	481349	519218	519218
871420 PART ACCE INVALID CARRIAGES	195	195		
871491 FRAMES,FORKS & PARTS THEREOF	628	628	77	77
871492 WHEEL RIMS AND SPOKES			587	587
871493 HUBS,COAST BRAK HUB,FREE WHEL	16743	16743	8908	8908
871494 BRAK,COAST BRAK HUB,HUB BRAK	376	376	1698	1698
871495 OTHER, SADDLES	886	886	2366	2366
871496 PEDALS,CRANK-GEAR,& PARTS THOF	28	28	141	141
871500 BABY CARRIAGES & PARTS THEREOF	3794	3794	5478	5478
871620 SELF LOADING/UNLODING TRAL AGR			3873	3873
871631 TAKER/SEMI TANKER TRAILERS	44654	44654	2797	2797
871639 OTH TRAILER,SEMI TRAI FOR GOOD	11430	11430	1663	1663
871640 OTH TRAILERS & SEMI-TRAILERS	35361	35361	1166	1166
871680 OTH VEH NOT MECHANICALLY PROPL	16324	16324	10207	10207
871690 PARTS,TRAILER SEMI-TRAI H87.16	21751	21751	43482	43482
880240 AEROPLAN UNLADN WT >15000KG	50635	50635	3804601	3804601
880310 PROPELLERS,ROTORS & PATS THROF			11	11
880320 UNDER CARRIAGES/PARTS THEREOF	37	37	297	297
880330 OTH PARTS OF AEROPLANE/HELICOP	195824	195824	116384	116384
880400 PARACHUTES AND ROTOCHUTES,PART			360	360
880510 AIRCRA LAUN GEAR,DECK ARRESTOR			1944	1944
890110 CRUISE SHIPS,BOATS FOR PERSONS			830	830
890310 INFLATABLE YATCHS,VESL PLE/SPO	27725	27725	111	111
890392 MOTORBOAT,O/THN OUTBOARD M-BO			5602	5602
890399 OTH INFLTABLE YATCHTS	270	270	56	56
890510 DREDGERS	12406	12406		
890710 OTH FLOATING INFLATABLE RAFTS	883	883		
890790 OTH FLOATING STRUCTURES,TANKS			423	423

Contd.

10.11 Imports by Economic Categories (Detail)

(In Thousand Rupees)				
Items	July, 2016	From July, 2016	July, 2015	From July, 2015
900490 OTH SPECT,GOGGLE&THE LIKE CORR	25389	25389	5087	5087
900510 BINOCULARS	2736	2736	883	883
900580 OTH ASTRONOMICAL INSTRUMENTS			93	93
900699 O-PART,AC P-GRAPHIC F-LIGH APP	110	110	15	15
900720 CINEMATOGRAPH PROJECTOR.S-R/RE	33446	33446		
900791 PAR,ACC-CINEMATOGRAPHIC CAMERA	495	495	207	207
900792 PART,ACCE-CINEMATOGR PROJECTOR	3456	3456	23	23
900890 PARTS/ACCE OF IMAGE PROJECTORS			102	102
901010 APPA,EQUI AUTOMATC DEVELO FILM	8699	8699	7361	7361
901050 OTH APP EQU PHO-GRAPHIC LAB	742	742	635	635
901060 PROJECTION SCREENS	295	295	8004	8004
901090 PART ACCE OF APP/EUIP H-90.10	449	449	1315	1315
901110 STEREOSCOPIC MICROSCOPES			37	37
901120 OTH MICROSCOPE P-MICROGRAPHY	945	945	1309	1309
901180 OTHER MICROSCOPES	17835	17835	11576	11576
901190 PART,ACCE OF OPTCAL MICROSCOPE	612	612	8	8
901210 M-SCOPE O/THN OPTIC M-SCOP APP	500	500	3411	3411
901290 PART,ACC M-SCOPE O/THN OPTICAL			3857	3857
901310 TELESCOPIC SIGHTS FITT TO ARMS			31	31
901320 LASERS OTHER THAN LASER DIODS	609	609	1834	1834
901380 OTH DEVICES APPLI&INSTRUMENTS	23479	23479	14504	14504
901390 PARTS,ACCE OF SUB GROUP-90.13	434	434	73	73
901410 DIRECTION FINDING COMPASSES	139	139		
901420 INST/APPLI AERONAUTIC NAVIGATO	35573	35573		
901480 OTH INS/APPLI(NAVIGATIONAL)	101	101	2248	2248
901490 PART,ACCE OF SUB GROUP OF90.14	50	50		
901510 RANGEFINDERS	286	286	847	847
901520 THEODOLITES AND TACHEOMETERS	3296	3296	557	557
901530 SURVEYING LEVELS	3492	3492	573	573
901580 OTH INS AND APPLIANC-SURVEYING	135156	135156	384347	384347
901590 PARTS&ACCE OF SURVEYING INSTRU	37713	37713	885417	885417
901600 BALANCE SENSITIVITY 5CG/BETTER	3268	3268	6074	6074
901710 DRAFTING TABLE MACH W/NOT AUTO	550	550	1481	1481
901720 O-DRAWING MARK/MATH CALC INSTR	12090	12090	2106	2106
901730 MICROMETERS/CALLIPERS & GUAGES	5274	5274	3946	3946
901780 OTHER INSTRUMENTS	15031	15031	9492	9492
901790 PARTS/ACCE OF MEASURING INSTRU	150	150		
901811 ELECTRO-CARDIOGRAPHS	4108	4108	3890	3890
901812 ULTRASONIC SCANNING APPARATUS	48292	48292	66271	66271
901813 MAGNETC RESONANCE IMAGING APPA			44263	44263
901814 SCINTIGRAPHIC APPARATUS	1068	1068	809	809
901819 OTH ELECTRO-DIAGNOSTIC APPARAT	141513	141513	65194	65194
901820 ULTRA VOILET/INFRA-RED RAY APP			68	68
901831 SYRINGES,WITH/WITHOUT NEEDLES	130673	130673	242072	242072
901832 TUBULAR METAL NEEDLE/NEDL SUTU	12669	12669	32017	32017
901839 OTH NEDLES,CATHERS,CANNULA	555213	555213	492131	492131
901841 DENTAL DRILL ENGINES,W/C-D-EQU			18	18
901849 OTH;INS/APPLI, DENTAL SCIENCE	2869	2869	6440	6440
901850 OTH,OPHTHALMIC INST&APPLIANCE	22168	22168	18178	18178
901890 OTH INSTRUMENT & APPLIANCE.	629668	629668	805821	805821
901910 MECHANO-THERPY,MESSAGE/PSY APP	12789	12789	11146	11146
901920 OZONE,OXYGEN ,AEROSOL THERAPY,	65380	65380	67683	67683
902190 OTH;APP,WORN CARY,IMPL IN BODY	18904	18904	39383	39383
902212 COMPUTED TOMOGRAPHY APPARATUS			62880	62880
902213 OTH X-RAY APPA FOR DENTAL USES	704	704		
902214 OTH,X-RAY APP FOR MEDICAL SURG	138922	138922	89172	89172
902219 X-RAY APPA FOR OTHER USES	14634	14634	71392	71392

Contd.

10.11 Imports by Economic Categories (Detail)

(In Thousand Rupees)				
I t e m s	July, 2016	From July, 2016	July, 2015	From July, 2015
902221 APP BASE ON ALP,BETA GAMA RADI			757	757
902229 APP ALPHA-BE-GA RADI-OTHER USE	21183	21183	3461	3461
902230 X-RAY TUBES	2778	2778	14355	14355
902290 O-APP AL-B-G RADI INCL PA/ACCE	17235	17235	27064	27064
902300 APPA DESIGNED F-DEMANSTRATION	23984	23984	69522	69522
902410 MACH&APPLI FOR TESTING METALS	7098	7098	957	957
902480 O-MACH-TESTING HARDNESS/STREN	84244	84244	26368	26368
902490 PARTS&ACC-HARD/STREN TEST MACH	2816	2816	2278	2278
902511 LIQUID-FILLED THERMOMETER/PYRO	6684	6684	3523	3523
902519 OTHER THERMOMETERS/PYROMETERS	10351	10351	7433	7433
902580 OTHER INSTRUMENTS	23569	23569	15281	15281
902590 PARTS ACCE INSTRUMENTS H-9025	2473	2473	2386	2386
902610 APP,MEASUR/CHECK FLOW/ LEVEL.	26430	26430	22049	22049
902620 APP, MEASUR/CHECK PRESSURE.	52739	52739	79675	79675
902680 OTH,APP,MEASUR VARIATION LIQ/G	144041	144041	242548	242548
902690 PARTS,ACCE OF SUB GROUP 90.26.	21259	21259	111808	111808
902710 GAS/SMOKE ANALYSIS APPARATUS.	30308	30308	92007	92007
902720 CHROMATOGRAPHS/ELECTROPHOR INS	86488	86488	31457	31457
902730 SPECTRO,SPECTROPHOT-METER RADI	41989	41989	29661	29661
902750 OTH,INS.USING OPTCAL RADIATION	33450	33450	66592	66592
902780 OTH,INST FOR PHYSICAL CHEM ANA	189777	189777	225355	225355
902790 MICROTOMES;PART ACCE APP-90.27	248129	248129	28235	28235
902810 GAS METERS	291252	291252	118893	118893
902820 LIQUID METERS	939	939	2183	2183
902830 ELECTRICITY METERS	39259	39259	5155	5155
902890 PART,ACCE OF SUB GROUP 90.26	64488	64488	17296	17296
902910 REVOL/PROD COUNTRS,TAXIMETERS,	1746	1746	1795	1795
902920 SPEED INDICATORS/TACHOMETERS	11754	11754	19569	19569
902990 PARTS ACCE OF METERS-H-90.29	11641	11641	7285	7285
903010 INS,MEASUR IONISING RADIATIONS	7131	7131	131703	131703
903020 OSCILLOSCOPE&OSCILLOGRAPH	4402	4402	12110	12110
903031 O-INSTR MEASUR VOLTAGE,CURRENT	3187	3187	3872	3872
903032 MULTIMETER WITH RECORD DEVICE	994	994		
903033 O-METER WITH OUT RECOED DEVICE	16946	16946	21281	21281
903039 O-OSCILLOSCOPE W-RECOD DEVICE	458	458	3417	3417
903040 OTH,INS,SPE DESI FOR TELECOMMU	1003	1003	25464	25464
903082 OTH,INS,MEASUR SEMICONDOCTOR			258	258
903084 OTH,APPA,WITH RECORDING DEVIC			1307	1307
903089 OTH,INS,MEASUR ELECTRICAL QTY.	19319	19319	10694	10694
903090 PARTS ACCE OF SUB GROUP 90.30	1619	1619	42284	42284
903110 MACH BALANCING MECHANICAL PARTS	2221	2221	699	699
903149 OTH,OPTICAL INS & APPLIACES.	9281	9281	5155	5155
903180 OTH,INS APPLIANCES & MACHINES.	172741	172741	161621	161621
903190 PART,ACCE OF ARTICLE H- 90.31	30168	30168	7551	7551
903210 THERMOSTAT	57506	57506	45191	45191
903220 MANOSTAT(PRESSURE REGULATORS)	390	390	649	649
903281 OTH,INS HYDRAULIC OR PNEUMATIC	2493	2493	5734	5734
903289 OTH,REGULATING,CONTROLLING INS	284732	284732	103078	103078
903290 PARTS,ACCE OF ARTICLE H- 90.32	4685	4685	17213	17213
940210 DENTISTS,BARBER CHAIRS, PARTS	14659	14659	1803	1803
940290 OTH;OPE TABLES,EXAM TABLE MECH	64562	64562	51925	51925
940560 ILLUMINATED SIGN,NAMPLATES,LIK	20067	20067	22375	22375
940591 PARTS OF LAMP LIGHT FIT GLASS.	23284	23284	18223	18223
940599 OTH PARTS H-NO.94.05,N.E.S.	1749	1749	4946	4946

10.12 Exports by Areas and Countries / Territories

(In Thousand Rupees)

Territories/Countries	July, 2016	Cumulative From July,2016	July, 2015	Cumulative From July,2015
GRAND TOTALS	154,462,951	154,462,951	161,533,482	161,533,482
LATIN AMERICA	210,460	210,460	207,819	207,819
Anguilla			308	308
Antigua and Barbuda			1,507	1,507
Bahamas	1,075	1,075	6,351	6,351
Barbados	1,314	1,314		
Cayman Islands	303	303		
Cuba	23,929	23,929	27,693	27,693
Dominica	772	772		
Dominican Republic	38,009	38,009	92,131	92,131
Grenada	270	270		
Haiti	62,815	62,815	8,564	8,564
Jamaica	26,511	26,511	28,751	28,751
Puerto Rico	11,659	11,659	13,162	13,162
St. Kitts and Nevis	224	224		
St. Lucia	365	365	91	91
St. Vincent/Grenadine			355	355
Trinidad and Tobago	43,214	43,214	28,905	28,905
CENTRAL AMERICA	1,224,080	1,224,080	1,382,170	1,382,170
Costa Rica	49,843	49,843	35,417	35,417
El Salvador	24,776	24,776	32,190	32,190
Guatemala	28,480	28,480	109,372	109,372
Honduras	42,529	42,529	160,524	160,524
Mexico	971,076	971,076	824,139	824,139
Nicaragua	49,861	49,861	76,579	76,579
Panama	57,514	57,514	143,949	143,949
SOUTH AMERICA	2,120,172	2,120,172	2,441,147	2,441,147
Argentina	328,674	328,674	518,585	518,585
Bolivia	488	488	2,101	2,101
Brazil	190,439	190,439	469,928	469,928
Chile	810,433	810,433	547,070	547,070
Colombia	387,809	387,809	400,950	400,950
Ecuador	40,667	40,667	40,574	40,574
Guyana			7,055	7,055
Paraguay	58,061	58,061	128,759	128,759
Peru	211,226	211,226	214,228	214,228
Suriname	6,952	6,952	399	399
Uruguay	62,560	62,560	35,532	35,532
Venezuela, Bolivar. R	22,863	22,863	75,967	75,967
NORTH AMERICA	28,877,787	28,877,787	33,625,343	33,625,343
Bermuda	608	608	419	419
Canada	1,842,092	1,842,092	1,881,002	1,881,002
U.S.America	27,035,087	27,035,087	31,743,922	31,743,922
EASTERN EUROPE	3,555,749	3,555,749	2,688,849	2,688,849
Belarus	943	943		
Bulgaria	101,056	101,056	71,045	71,045
Czech Republic	415,664	415,664	250,991	250,991
Hungary	161,506	161,506	94,361	94,361
Poland	1,671,685	1,671,685	1,398,133	1,398,133
Republic of Moldova	320	320		

Contd.

10.12 Exports by Areas and Countries / Territories

(In Thousand Rupees)

Territories/Countries	July, 2016	Cumulative From July,2016	July, 2015	Cumulative From July,2015
Romania	218,803	218,803	116,306	116,306
Russian Federation	770,116	770,116	579,554	579,554
Slovakia/Slovak R.	18,218	18,218	5,502	5,502
Ukraine	197,438	197,438	172,957	172,957
NORTHERN EUROPE	18,389,434	18,389,434	16,635,947	16,635,947
Denmark	1,356,917	1,356,917	1,021,061	1,021,061
Estonia	135,889	135,889	178,290	178,290
Finland	261,436	261,436	343,363	343,363
Iceland	1,054	1,054	1,167	1,167
Ireland	614,988	614,988	375,978	375,978
Latvia	79,228	79,228	54,988	54,988
Lithuania	268,532	268,532	216,369	216,369
Norway	365,882	365,882	324,333	324,333
Sweden	1,201,094	1,201,094	996,127	996,127
United Kingdom	14,104,413	14,104,413	13,124,270	13,124,270
SOUTHERN EUROPE	11,703,848	11,703,848	11,964,461	11,964,461
Albania	36,213	36,213	39,839	39,839
Bosnia & Herzegovina	1,102	1,102	452	452
Croatia	78,215	78,215	47,894	47,894
Fr.Yugoslav R.Macedo	1,763	1,763		
Greece	446,760	446,760	240,456	240,456
Italy	3,811,284	3,811,284	4,035,821	4,035,821
Malta	28,672	28,672	43,736	43,736
Portugal	903,710	903,710	958,040	958,040
San Marino			1,005	1,005
Slovenia	633,304	633,304	332,461	332,461
Spain	5,725,494	5,725,494	6,251,004	6,251,004
Serbia	37,331	37,331	13,753	13,753
WESTERN EUROPE	26,135,142	26,135,142	21,607,470	21,607,470
Austria	144,046	144,046	156,148	156,148
Belgium	5,721,816	5,721,816	4,215,037	4,215,037
France	2,812,010	2,812,010	2,984,795	2,984,795
Germany	10,761,064	10,761,064	8,778,183	8,778,183
Luxembourg	4,692	4,692	279	279
Netherlands	6,577,510	6,577,510	5,338,142	5,338,142
Switzerland	114,004	114,004	134,886	134,886
EASTERN AFRICA	3,302,903	3,302,903	3,870,272	3,870,272
Burundi	4,217	4,217		
Comoros	33,926	33,926	77,353	77,353
Djibouti	163,338	163,338	532,599	532,599
Ethiopia	2,712	2,712	3,221	3,221
Kenya	1,280,178	1,280,178	1,304,542	1,304,542
Madagascar	294,926	294,926	310,451	310,451
Malawi	6,364	6,364	1,812	1,812
Mauritius	104,660	104,660	81,532	81,532
Mayotte	6,492	6,492		
Mozambique	266,243	266,243	756,596	756,596
Reunion	36,449	36,449	47,348	47,348
Rwanda	269	269	4,984	4,984
Seychelles	37,681	37,681	14,383	14,383

Contd.

10.12 Exports by Areas and Countries / Territories

(In Thousand Rupees)

Territories/Countries	July, 2016	Cumulative From July,2016	July, 2015	Cumulative From July,2015
Somalia	246,317	246,317	80,989	80,989
Uganda	11,803	11,803	12,634	12,634
U.R.of Tanzania	740,484	740,484	541,134	541,134
Zambia	3,560	3,560	15,955	15,955
Zimbabwe	63,283	63,283	84,740	84,740
MIDDLE AFRICA	313,311	313,311	924,657	924,657
Angola	96,028	96,028	749,088	749,088
Cameroon	192,781	192,781	42,735	42,735
Congo, Republic of			9,002	9,002
D.R.of Congo	24,502	24,502	116,378	116,378
Gabon			7,454	7,454
NORTHERN AFRICA	1,363,551	1,363,551	1,941,085	1,941,085
Algeria	56,790	56,790	122,807	122,807
Egypt(U.A.R.)	684,624	684,624	1,158,464	1,158,464
Libya	32,673	32,673	36,665	36,665
Morocco	89,394	89,394	105,420	105,420
South Sudan	373,490	373,490	363,042	363,042
Tunisia	126,580	126,580	154,687	154,687
SOUTHERN AFRICA	1,259,548	1,259,548	1,623,865	1,623,865
Botswana	13,919	13,919	17,792	17,792
Lesotho	70,062	70,062	35,990	35,990
Namibia	597	597	1,445	1,445
South Africa	1,174,971	1,174,971	1,560,518	1,560,518
Swaziland			8,120	8,120
WESTERN AFRICA	1,528,569	1,528,569	1,204,467	1,204,467
Benin	333,746	333,746	394,179	394,179
Burkina Faso(Fr.Up.V	5,086	5,086	76	76
Co.te d,Ivoire(Fr.lv	32,597	32,597	49,923	49,923
Gambia	71,097	71,097	224,564	224,564
Ghana	103,722	103,722	93,329	93,329
Guinea	5,207	5,207	3,860	3,860
Guinea-Bissau	48,660	48,660	113,700	113,700
Liberia	1,724	1,724	4,415	4,415
Mali	371	371	822	822
Mauritania	50,989	50,989	40,115	40,115
Niger			1,741	1,741
Nigeria	524,391	524,391	109,430	109,430
Senegal	166,567	166,567	91,578	91,578
Sierra Leone	154,979	154,979	61,840	61,840
Togo	29,435	29,435	14,897	14,897
EASTERN ASIA	16,590,183	16,590,183	18,467,214	18,467,214
China	11,492,233	11,492,233	12,944,514	12,944,514
Hong Kong S.A.Re.Chi	949,714	949,714	1,757,794	1,757,794
Japan	1,567,149	1,567,149	1,505,672	1,505,672
Korea, Republic of	2,106,597	2,106,597	1,828,195	1,828,195
Macao.China			1,177	1,177
Mongolia			3,523	3,523
O.Asia(Tai.For.Pe.Ki	474,490	474,490	426,336	426,336
SOUTH-CENTRAL ASIA	15,992,239	15,992,239	18,921,821	18,921,821
Afghanistan	6,124,082	6,124,082	9,975,573	9,975,573

Contd.

10.12 Exports by Areas and Countries / Territories

(In Thousand Rupees)

Territories/Countries	July, 2016	Cumulative From July,2016	July, 2015	Cumulative From July,2015
Bangladesh	4,815,316	4,815,316	5,028,274	5,028,274
India	2,682,530	2,682,530	1,549,394	1,549,394
Iran (Islamic R.)	341,620	341,620	270,034	270,034
Kazakstan	77,804	77,804	128,132	128,132
Kyrgyzstan/Kyrgyz R.	8,469	8,469	10,578	10,578
Maldives	44,973	44,973	41,414	41,414
Nepal	7,074	7,074	27,897	27,897
Sri Lanka	1,819,237	1,819,237	1,797,630	1,797,630
Tajikistan	7,503	7,503	33,422	33,422
Turkmenistan	36,097	36,097	41,472	41,472
Uzbekistan	27,532	27,532	17,999	17,999
SOUTH-EASTERN ASIA	5,262,559	5,262,559	5,756,465	5,756,465
Brunei Darussalam	712	712	180	180
Cambodia Fr.Kampuche	244,184	244,184	208,894	208,894
Timor Leste	4,853	4,853		
Indonesia	824,526	824,526	719,411	719,411
Lao People's D.R.	7,517	7,517	28	28
Malaysia	1,317,996	1,317,996	1,101,289	1,101,289
Myanmar	68,861	68,861	70,969	70,969
Philippines	431,114	431,114	304,156	304,156
Singapore	413,734	413,734	583,831	583,831
Thailand	729,419	729,419	829,956	829,956
Viet Nam	1,219,644	1,219,644	1,937,750	1,937,750
WESTERN ASIA	14,983,903	14,983,903	16,650,046	16,650,046
Armenia			1,856	1,856
Azerbaijan	215,335	215,335	299,363	299,363
Bahrain	414,284	414,284	509,742	509,742
Cyprus	48,305	48,305	25,420	25,420
Georgia	16,616	16,616	16,224	16,224
Iraq	185,019	185,019	114,516	114,516
Jordan	164,461	164,461	331,491	331,491
Kuwait	594,951	594,951	754,330	754,330
Lebanon	99,759	99,759	130,509	130,509
Oman	755,321	755,321	998,429	998,429
Qatar	382,154	382,154	325,861	325,861
Saudi Arabia	3,027,583	3,027,583	2,938,381	2,938,381
Syrian Arab Republic	68,632	68,632	39,625	39,625
Turkey	1,824,219	1,824,219	1,577,427	1,577,427
United Arab Emirates	6,706,340	6,706,340	8,108,655	8,108,655
Yemen	480,923	480,923	478,218	478,218
AUSTRALIA AND NEW ZEALAND	1,629,983	1,629,983	1,595,045	1,595,045
Australia	1,318,837	1,318,837	1,223,328	1,223,328
New Zealand	311,146	311,146	371,717	371,717
MELANESIA	16,881	16,881	19,499	19,499
Fiji	8,814	8,814	19,138	19,138
New Caledonia	1,577	1,577		
Papua New Guinea	6,112	6,112	313	313
Vanuatu	379	379	48	48
MICRONESIA	178	178	511	511
Guam	178	178		
Micronesia,F.States			511	511
POLYNESIA	2,472	2,472	5,329	5,329
Cook Islands			27	27
French Polynesia	315	315	5,302	5,302
Samoa	2,157	2,157		

10.13 Re-Exports by Areas and Countries / Territories

(In Thousand Rupees)				
Territories/Countries	July, 2016	Cumulative From July,2016	July, 2015	Cumulative From July,2015
GRAND TOTALS	1,146,779	1,146,779	890,998	890,998
SOUTH AMERICA	1,760	1,760	4,169	4,169
Brazil			101	101
Colombia			332	332
Peru	1,760	1,760	3,736	3,736
NORTH AMERICA	141,014	141,014	68,127	68,127
Canada	4,770	4,770	11,856	11,856
U.S.America	136,244	136,244	56,271	56,271
EASTERN EUROPE	722	722	205,561	205,561
Bulgaria			10,250	10,250
Czech Republic	1	1		
Hungary			194,213	194,213
Romania	128	128	376	376
Russian Federation	32	32		
Ukraine	560	560	721	721
NORTHERN EUROPE	125,777	125,777	9,892	9,892
Denmark	71	71	164	164
Finland			1,304	1,304
Ireland			20	20
Lithuania	15,821	15,821	670	670
Norway			539	539
Sweden	409	409	1,247	1,247
United Kingdom	109,476	109,476	5,947	5,947
SOUTHERN EUROPE	7,531	7,531	1,174	1,174
Greece	1,118	1,118	589	589
Italy	6,413	6,413	585	585
WESTERN EUROPE	78,639	78,639	120,773	120,773
Austria	261	261		
Belgium	5,011	5,011	2,642	2,642
France	36,613	36,613	106,467	106,467
Germany	10,845	10,845	6,070	6,070
Netherlands	7,855	7,855	2,775	2,775
Switzerland	18,054	18,054	2,819	2,819
NORTHERN AFRICA	741	741	530	530
Algeria	548	548		
Egypt(U.A.R.)	193	193	213	213
Morocco			316	316
SOUTHERN AFRICA			41	41
Swaziland			41	41
EASTERN ASIA	381,596	381,596	109,651	109,651
China	251,398	251,398	17,955	17,955
Hong Kong S.A.Re.Chi	95,121	95,121	55,583	55,583
Japan	34,864	34,864	35,694	35,694
Korea, Republic of	106	106	391	391
O.Asia(Tai.For.Pe.Ki	107	107	28	28
SOUTH-CENTRAL ASIA	23,590	23,590	7,196	7,196
Afghanistan	14,381	14,381	4,217	4,217
India	9,209	9,209	1,669	1,669
Sri Lanka			1,310	1,310
SOUTH-EASTERN ASIA	310,812	310,812	90,244	90,244
Indonesia	249,751	249,751		
Malaysia	9,042	9,042	1,988	1,988
Myanmar			985	985
Philippines	1,343	1,343	486	486
Singapore	50,602	50,602	86,785	86,785
Viet Nam	74	74		
WESTERN ASIA	70,553	70,553	273,641	273,641
Bahrain			213	213
Iraq			227	227
Jordan	86	86		
Kuwait	83	83	1,744	1,744
Oman	15,854	15,854	1,709	1,709
Qatar	2,967	2,967	51,587	51,587
Saudi Arabia	487	487	10,787	10,787
Turkey	1,876	1,876	1,742	1,742
United Arab Emirates	49,201	49,201	205,633	205,633
AUSTRALIA AND NEW ZEALAND	4,043	4,043		
Australia	4,043	4,043		

10.14 Imports by Areas and Countries / Territories

(In Thousand Rupees)

Territories/Countries	July, 2016	Cumulative From July,2016	July, 2015	Cumulative From July,2015
GRAND TOTALS	370,368,823	370,368,823	340,518,819	340,518,819
LATIN AMERICA	22,011	22,011	112,501	112,501
Bahamas			37	37
British Virgin Is.			1,079	1,079
Cayman Islands	187	187		
Cuba			1,781	1,781
Dominica	360	360	2,215	2,215
Dominican Republic	6,151	6,151	106	106
Haiti	39	39	1	1
Jamaica	957	957	5,841	5,841
Montserrat			858	858
Netherlands Antilles	87	87	1,978	1,978
Puerto Rico	6,553	6,553	68,201	68,201
St. Lucia	2,661	2,661		
Trinidad and Tobago	5,016	5,016	10,523	10,523
Turks & Caicos Is.			238	238
US.Virgin Islands			19,643	19,643
CENTRAL AMERICA	602,306	602,306	568,138	568,138
Belize			142	142
Costa Rica	6,500	6,500	4,480	4,480
El Salvador	3	3		
French West Indies	990	990		
Guatemala	89,915	89,915	58,501	58,501
Honduras	735	735	4,455	4,455
Mexico	499,896	499,896	495,239	495,239
Panama	4,268	4,268	5,321	5,321
SOUTH AMERICA	6,811,696	6,811,696	8,368,026	8,368,026
Argentina	3,257,325	3,257,325	6,584,774	6,584,774
Bolivia			43	43
Brazil	3,440,272	3,440,272	1,407,431	1,407,431
Chile	51,411	51,411	266,432	266,432
Colombia	5,957	5,957	9,876	9,876
Ecuador	1,521	1,521		
Falkland Is.Malvinas			1	1
Guyana	12	12	3,586	3,586
Paraguay	29,968	29,968	54,031	54,031
Peru	16,041	16,041	17,216	17,216
S.Georgia S.Sandw.Is	828	828	116	116
Suriname	2,705	2,705		
Uruguay	5,658	5,658	24,521	24,521
NORTH AMERICA	17,677,207	17,677,207	16,752,499	16,752,499
Bermuda			41	41
Canada	4,496,205	4,496,205	3,988,013	3,988,013
U.S.America	13,181,002	13,181,002	12,764,445	12,764,445
EASTERN EUROPE	5,166,042	5,166,042	4,671,005	4,671,005
Belarus	554,780	554,780	318,703	318,703
Bulgaria	228,094	228,094	85,971	85,971
Czech Republic	322,639	322,639	141,977	141,977
Hungary	168,508	168,508	331,171	331,171
Poland	700,032	700,032	617,533	617,533
Republic of Moldova			9,251	9,251
Romania	112,359	112,359	190,849	190,849
Russian Federation	2,280,524	2,280,524	2,052,814	2,052,814

Contd.

10.14 Imports by Areas and Countries / Territories

(In Thousand Rupees)

Territories/Countries	July, 2016	Cumulative From July,2016	July, 2015	Cumulative From July,2015
Slovakia/Slovak R.	185,329	185,329	263,588	263,588
Ukraine	613,776	613,776	659,148	659,148
NORTHERN EUROPE	8,447,750	8,447,750	12,337,222	12,337,222
Denmark	798,602	798,602	732,329	732,329
Estonia	19,180	19,180	34,840	34,840
Finland	528,661	528,661	420,125	420,125
Iceland	1,259	1,259	11,277	11,277
Ireland	484,429	484,429	4,768,562	4,768,562
Latvia	60,818	60,818	159,644	159,644
Lithuania	97,031	97,031	36,864	36,864
Norway	108,704	108,704	40,323	40,323
Sweden	1,589,803	1,589,803	1,458,595	1,458,595
United Kingdom	4,759,264	4,759,264	4,674,664	4,674,664
SOUTHERN EUROPE	8,263,174	8,263,174	5,311,061	5,311,061
Albania			215	215
Bosnia & Herzegovina	226	226	1,366	1,366
Croatia	170,997	170,997	4,296	4,296
Gibraltar	1,019	1,019		
Greece	36,109	36,109	96,652	96,652
Italy	4,113,957	4,113,957	3,476,786	3,476,786
Malta	1,178	1,178	11,442	11,442
Portugal	257,843	257,843	199,444	199,444
San Marino	5	5		
Slovenia	33,578	33,578	12,506	12,506
Spain	1,795,312	1,795,312	1,246,809	1,246,809
Serbia	1,852,950	1,852,950	261,546	261,546
WESTERN EUROPE	27,404,017	27,404,017	21,050,536	21,050,536
Austria	1,926,702	1,926,702	784,507	784,507
Belgium	3,024,018	3,024,018	1,578,773	1,578,773
Europien Union	4,657,255	4,657,255	4,153,055	4,153,055
France	3,307,215	3,307,215	3,367,577	3,367,577
Germany	10,801,153	10,801,153	6,959,991	6,959,991
Luxembourg	4,359	4,359	164,258	164,258
Netherlands	2,119,683	2,119,683	2,078,407	2,078,407
Switzerland	1,563,631	1,563,631	1,963,968	1,963,968
EASTERN AFRICA	4,972,956	4,972,956	4,652,274	4,652,274
Burundi	106,467	106,467	123,634	123,634
Comoros	2,796	2,796	2,268	2,268
Djibouti	6,141	6,141	673	673
Eritrea			2,044	2,044
Ethiopia	433,898	433,898	287,474	287,474
Kenya	3,804,739	3,804,739	2,821,540	2,821,540
Madagascar	5,587	5,587	38,843	38,843
Mauritius	11,728	11,728	325,386	325,386
Mayotte			2	2
Mozambique	19,555	19,555	1,607	1,607
Reunion	14,687	14,687	2,617	2,617
Rwanda	289,945	289,945	315,724	315,724
Seychelles	4,018	4,018	117	117
Somalia	6,758	6,758	30,684	30,684
Uganda	41,757	41,757	33,710	33,710
U.R.of Tanzania	53,283	53,283	143,135	143,135
Zambia	155,207	155,207	519,465	519,465

Contd.

10.14 Imports by Areas and Countries / Territories

(In Thousand Rupees)

Territories/Countries	July, 2016	Cumulative From July,2016	July, 2015	Cumulative From July,2015
Zimbabwe	16,392	16,392	3,351	3,351
MIDDLE AFRICA	41,660	41,660	140,464	140,464
Angola			22,569	22,569
Cameroon	12,890	12,890	28,058	28,058
Chad	810	810	64,571	64,571
Congo, Republic of	16,773	16,773	14,678	14,678
Gabon	11,186	11,186	10,587	10,587
NORTHERN AFRICA	3,274,568	3,274,568	4,317,656	4,317,656
Algeria			4,664	4,664
Egypt(U.A.R.)	736,842	736,842	1,006,641	1,006,641
Libya	75,135	75,135	89,119	89,119
Morocco	2,287,955	2,287,955	3,161,019	3,161,019
Sudan			2,143	2,143
South Sudan	144,503	144,503		
Tunisia	30,133	30,133	54,071	54,071
SOUTHERN AFRICA	5,039,233	5,039,233	4,743,327	4,743,327
Botswana			1,491	1,491
French Southern Terr	1,739	1,739		
Namibia	17,348	17,348	3	3
South Africa	4,984,680	4,984,680	4,639,386	4,639,386
Swaziland	35,466	35,466	102,447	102,447
WESTERN AFRICA	810,500	810,500	3,589,858	3,589,858
Benin	386,805	386,805	295,954	295,954
Burkina Faso(Fr.Up.V	88,629	88,629	293,425	293,425
Co,te d,Ivoire(Fr.Iv	51,932	51,932	57,217	57,217
Gambia	4,765	4,765	10,803	10,803
Ghana	30,167	30,167	2,596	2,596
Guinea			165	165
Mali	2,548	2,548		
Mauritania	3,100	3,100		
Nigeria	6,338	6,338	2,730,210	2,730,210
Senegal	2,520	2,520	29,353	29,353
Sierra Leone	1,112	1,112	33	33
Togo	232,582	232,582	170,102	170,102
EASTERN ASIA	128,921,132	128,921,132	110,795,870	110,795,870
China	105,230,614	105,230,614	88,740,727	88,740,727
Hong Kong S.A.Re.Chi	662,445	662,445	460,053	460,053
Japan	13,977,890	13,977,890	12,417,156	12,417,156
Korea D.P.Republic	240,007	240,007	837,128	837,128
Korea, Republic of	5,662,608	5,662,608	5,592,015	5,592,015
Macao.China	147	147		
O.Asia(Tai.For.Pe.Ki	3,147,421	3,147,421	2,748,790	2,748,790
SOUTH-CENTRAL ASIA	16,070,798	16,070,798	14,989,705	14,989,705
Afghanistan	1,370,003	1,370,003	2,500,432	2,500,432
Bangladesh	227,194	227,194	384,524	384,524
India	10,546,239	10,546,239	9,680,897	9,680,897
Iran (Islamic R.)	3,043,341	3,043,341	1,708,109	1,708,109
Kazakstan	24,728	24,728	7,315	7,315
Kyrgyzstan/Kyrgyz R.	3,885	3,885		
Maldives	75	75		
Nepal	41,521	41,521	1,394	1,394
Sri Lanka	511,836	511,836	563,287	563,287
Tajikistan	23	23	9	9

Contd.

10.14 Imports by Areas and Countries / Territories

(In Thousand Rupees)

Territories/Countries	July, 2016	Cumulative From July,2016	July, 2015	Cumulative From July,2015
Turkmenistan	294,349	294,349	143,738	143,738
Uzbekistan	7,604	7,604		
SOUTH-EASTERN ASIA	35,756,564	35,756,564	31,127,663	31,127,663
Brunei Darussalam			111	111
Cambodia Fr.Kampuche	3,124	3,124	5,380	5,380
Timor Leste			16	16
Indonesia	13,206,678	13,206,678	14,726,430	14,726,430
Lao People's D.R.	680	680		
Malaysia	7,733,214	7,733,214	4,975,497	4,975,497
Myanmar	38,994	38,994	33,385	33,385
Philippines	263,363	263,363	297,692	297,692
Singapore	4,941,097	4,941,097	3,290,881	3,290,881
Thailand	7,816,523	7,816,523	6,324,424	6,324,424
Viet Nam	1,752,889	1,752,889	1,473,849	1,473,849
WESTERN ASIA	96,691,511	96,691,511	94,746,443	94,746,443
Armenia	1,862	1,862	96	96
Azerbaijan	6,554	6,554		
Bahrain	453,732	453,732	201,697	201,697
Cyprus	11,989	11,989	49,298	49,298
Georgia	758	758	75	75
Iraq	235,600	235,600	35,752	35,752
Jordan	337,746	337,746	218,170	218,170
Kuwait	8,663,623	8,663,623	11,905,782	11,905,782
Lebanon	51,707	51,707	22,087	22,087
Oman	730,773	730,773	4,127,879	4,127,879
Qatar	7,884,218	7,884,218	3,891,466	3,891,466
Saudi Arabia	14,413,532	14,413,532	27,416,336	27,416,336
Syrian Arab Republic	1,255	1,255		
Turkey	2,643,391	2,643,391	1,903,326	1,903,326
United Arab Emirates	61,244,154	61,244,154	44,971,862	44,971,862
Yemen	10,613	10,613	2,616	2,616
AUSTRALIA AND NEW ZEALAND	4,391,709	4,391,709	2,226,714	2,226,714
Australia	3,834,432	3,834,432	2,012,360	2,012,360
Christmas Islands	1,346	1,346	104	104
Cocos (Keeling) Is.			61	61
New Zealand	555,931	555,931	213,758	213,758
Norfolk Island			423	423
US.Minor Outlying Is			9	9
MELANESIA	1,256	1,256	17,853	17,853
Fiji			16,752	16,752
New Caledonia			113	113
Papua New Guinea			136	136
Vanuatu	1,256	1,256	852	852
MICRONESIA	27	27	4	4
Guam	11	11		
Kiribati	16	16	4	4
POLYNESIA	2,706	2,706	1	1
Cook Islands			1	1
Johnston Island	2,706	2,706		

10.15 Re-Imports by Areas and Countries / Territories

(In Thousand Rupees)				
Territories/Countries	July, 2016	Cumulative From July,2016	July, 2015	Cumulative From July,2015
GRAND TOTALS	1,644,962	1,644,962	1,475,772	1,475,772
CENTRAL AMERICA	108	108	228	228
Mexico	108	108	228	228
SOUTH AMERICA			1,091	1,091
Peru			1,091	1,091
NORTH AMERICA	728,389	728,389	502,743	502,743
Canada	78,121	78,121	98,213	98,213
U.S.America	650,267	650,267	404,530	404,530
EASTERN EUROPE	1,018	1,018	8,400	8,400
Czech Republic	75	75	2,188	2,188
Poland	943	943	6,212	6,212
NORTHERN EUROPE	28,221	28,221	65,547	65,547
Denmark	6,729	6,729		
Norway			3,008	3,008
Sweden	602	602	18,699	18,699
United Kingdom	20,891	20,891	43,841	43,841
SOUTHERN EUROPE	35,727	35,727	31,366	31,366
Croatia			527	527
Greece			320	320
Italy	31,345	31,345	25,956	25,956
Spain	4,382	4,382	4,563	4,563
WESTERN EUROPE	73,126	73,126	72,559	72,559
Austria	1,337	1,337		
Belgium	12,567	12,567	2,053	2,053
France	6,177	6,177	8,297	8,297
Germany	24,443	24,443	38,651	38,651
Netherlands	539	539	21,844	21,844
Switzerland	28,062	28,062	1,714	1,714
EASTERN AFRICA	11,262	11,262		
Ethiopia	11,262	11,262		
NORTHERN AFRICA	1,371	1,371	334	334
Egypt(U.A.R.)			334	334
Morocco	1,371	1,371		
SOUTHERN AFRICA	6,751	6,751	14,161	14,161
South Africa			14,161	14,161

Contd.

10.15 Re-Imports by Areas and Countries / Territories

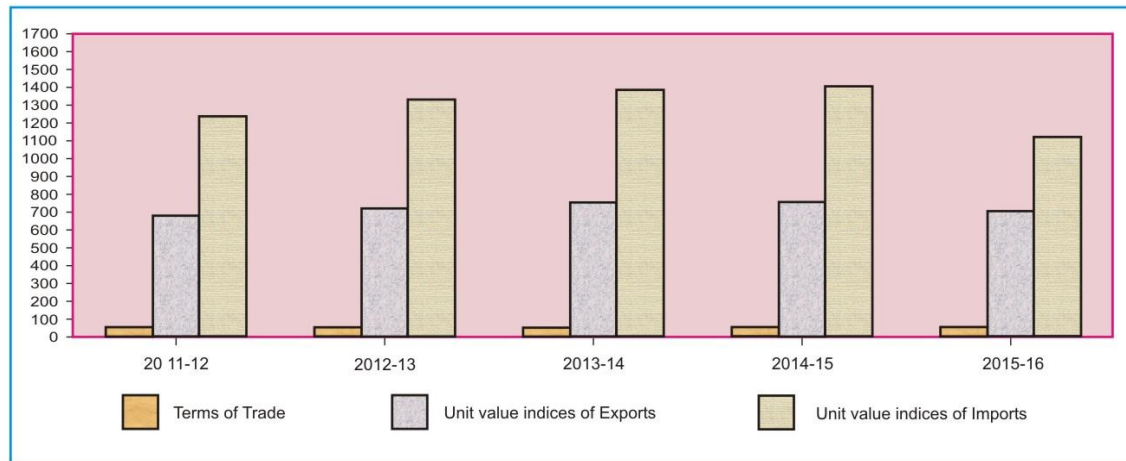
(In Thousand Rupees)

Territories/Countries	July, 2016	Cumulative From July,2016	July, 2015	Cumulative From July,2015
Swaziland	6,751	6,751		
EASTERN ASIA	423,229	423,229	470,713	470,713
China	253,804	253,804	279,900	279,900
Hong Kong S.A.Re.Chi	21,494	21,494	39,585	39,585
Japan	120,703	120,703	87,297	87,297
Korea, Republic of	7,080	7,080	29,971	29,971
O.Asia(Tai.For.Pe.Ki	20,147	20,147	33,960	33,960
SOUTH-CENTRAL ASIA	109,628	109,628	90,443	90,443
Bangladesh	1,338	1,338	4,665	4,665
India	97,941	97,941	57,354	57,354
Iran (Islamic R.)	1,466	1,466	638	638
Sri Lanka	8,882	8,882	27,786	27,786
SOUTH-EASTERN ASIA	121,967	121,967	90,137	90,137
Indonesia	79,024	79,024	56,624	56,624
Malaysia	14,975	14,975	11,461	11,461
Singapore	5,009	5,009	7,607	7,607
Thailand	13,818	13,818	12,327	12,327
Viet Nam	9,141	9,141	2,119	2,119
WESTERN ASIA	95,738	95,738	86,697	86,697
Bahrain	6,636	6,636	3,236	3,236
Cyprus			330	330
Oman			1,374	1,374
Saudi Arabia	7,275	7,275	13,286	13,286
Syrian Arab Republic	8,114	8,114		
Turkey	5,683	5,683	13,627	13,627
United Arab Emirates	68,031	68,031	54,844	54,844
AUSTRALIA AND NEW ZEALAND	8,426	8,426	41,353	41,353
Australia	8,426	8,426	41,353	41,353

10.16 Annual and Quarterly Terms of Trade and Unit Value Indices of Exports and Imports (1990-91=100)

Year/ Quarter	Terms of Trade	Unit Value Indices of Exports	Unit Value Indices of Imports
2011-12	55.08	679.44	1233.49
2012-13	53.81	715.45	1329.56
2013-14	54.27	752.86	1387.15
2014-15	54.05	759.21	1,404.72
2015-16	56.33	705.02	1,251.53
2011-12 Jul-Sep	56.28	653.84	1161.73
Oct-Dec	54.96	673.48	1225.37
Jan-Mar	54.95	680.39	1238.16
Apr-Jun	54.26	710.06	1308.71
2012-13 Jul-Sep	53.94	684.66	1269.28
Oct-Dec	53.43	709.08	1327.23
Jan-Mar	53.91	728.42	1351.28
Apr-Jun	53.97	739.63	1370.44
2013-14 Jul-Sep	54.54	745.76	1367.33
Oct-Dec	54.61	745.57	1365.33
Jan-Mar	54.80	771.50	1407.91
Apr-Jun	53.17	748.62	1408.02
2014-15 Jul-Sep	52.24	753.27	1441.98
Oct-Dec	54.41	762.69	1401.74
Jan-Mar	55.87	769.06	1376.64
Apr-Jun	53.76	751.81	1398.50
2015-16 Jul-Sep	53.67	712.89	1328.20
Oct-Dec	56.66	701.89	1238.67
Jan-Mar	57.87	703.02	1214.84
Apr-Jun	57.36	702.28	1224.39

ANNUAL TERMS OF TRADE & UNIT VALUE INDICES OF EXPORTS & IMPORTS (1990-91=100)



10.17 Index Numbers of Unit Values of Exports by Groups (1990-91=100)

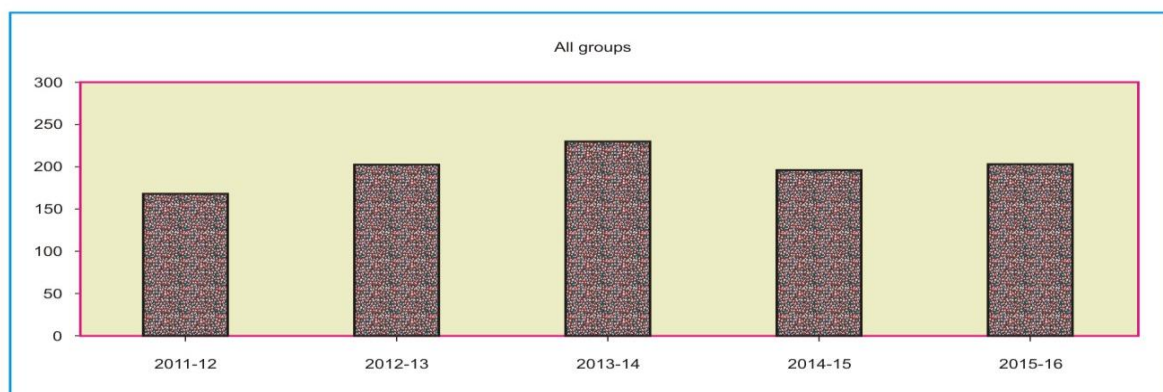
Year /Quarter	All Groups	Food and Live Animals	Beverages & Tobacco	Crude Materials Inedible	Mineral Fuels & Lubrican	Chemicals	Manufactured Goods	Machinery & Transport	Misc. Manufactured Articles
2011-12	679.44	800.09	935.29	848.74	1500.63	739.66	641.15	1517.96	650.31
2012-13	715.45	884.48	1052.54	958.74	1615.08	876.11	689.62	1603.48	657.15
2013-14	752.86	954.07	1127.89	1009.57	1682.81	939.50	698.49	1650.17	700.75
2014-15	759.21	1057.47	1148.80	999.87	1713.20	935.18	667.05	1789.37	728.76
2015-16	705.03	944.46	1217.42	920.79	1092.25	1000.41	607.39	1873.58	774.38
2011-12 Jul-Sep	653.84	803.38	897.76	758.78	1429.38	678.24	617.90	1431.44	635.65
Oct-Dec	673.48	780.21	923.77	818.80	1492.20	714.47	645.22	1523.11	645.05
Jan-Mar	680.39	787.46	953.20	904.77	1528.82	766.15	648.83	1549.50	652.21
Apr-Jun	710.06	829.32	966.43	912.66	1552.12	799.77	652.65	1567.78	668.31
2012-13 Jul-Sep	684.66	867.43	999.22	924.18	1562.79	809.02	656.98	1584.13	636.74
Oct-Dec	709.08	869.95	1036.60	944.56	1653.04	851.48	685.86	1590.79	658.79
Jan-Mar	728.42	899.09	1086.12	982.32	1620.06	921.14	705.07	1618.96	666.01
Apr-Jun	739.63	901.46	1088.20	983.88	1624.41	922.80	710.57	1620.03	667.06
2013-14 Jul-Sep	745.46	919.57	1098.87	1017.68	1634.63	934.11	713.43	1624.52	674.82
Oct-Dec	745.57	952.49	1154.15	1023.78	1640.93	928.01	698.36	1631.05	723.57
Jan-Mar	771.50	970.48	1164.01	1042.41	1659.59	941.60	719.23	1664.20	729.32
Apr-Jun	748.62	973.74	1094.54	954.39	1796.09	954.26	659.51	1680.90	675.29
2014-15 Jul-Sep	753.27	1027.99	1123.85	988.05	1853.14	929.85	676.38	1722.41	692.43
Oct-Dec	762.69	1071.97	1171.54	1000.56	1862.62	935.86	677.14	1781.57	740.31
Jan-Mar	769.06	1075.01	1148.08	1030.34	1732.30	946.52	679.02	1787.10	728.26
Apr-Jun	751.81	1054.91	1151.73	980.52	1404.75	928.49	635.66	1866.41	754.05
2015-16 Jul-Sep	712.89	973.60	1144.34	964.35	1423.80	994.53	628.77	1955.09	730.30
Oct-Dec	701.89	935.34	1176.96	908.48	1022.94	995.70	601.06	1858.72	782.09
Jan-Mar	703.02	929.68	1250.14	921.27	1045.51	1021.47	599.41	1866.25	795.28
Apr-Jun	702.28	939.22	1298.25	889.05	876.75	989.95	600.29	1814.27	789.83

10.18 Index Numbers of Unit Values of Imports by Groups (1990-91=100)

Year/Quarter	All groups	Food and Live animals	Beverages & Tobacco	Crude materials inedible except fuels	Mineral fuels & Lubricants	Animal or Veg. oils & Fats	Chemicals	Manufactured goods	Machinery & Transport equipment	Misc. manufactured articles
2011-12	1233.49	791.79	1230.10	881.00	1651.93	1240.29	897.56	823.33	1407.29	1274.46
2012-13	1329.56	802.28	1339.47	995.65	1720.77	1103.29	994.50	887.02	1738.91	1342.66
2013-14	1387.15	838.74	1446.20	1046.35	1757.91	1054.13	1098.60	899.66	1866.32	1458.63
2014-15	1404.72	891.28	1620.65	1048.08	1550.37	1037.83	1256.50	1026.39	1985.27	1854.42
2015-16	1251.53	839.11	1700.77	1031.47	1054.32	1011.65	1193.67	920.53	1913.99	2376.63
2011-12 Jul-Sep	1161.73	780.37	1174.28	886.35	1546.57	1209.58	836.74	807.84	1297.42	1248.30
Oct-Dec	1225.37	786.64	1201.86	889.48	1674.49	1185.85	907.70	818.38	1350.77	1264.77
Jan-Mar	1238.16	819.33	1254.74	846.69	1651.53	1277.05	922.54	830.85	1386.86	1282.00
Apr-Jun	1308.71	780.82	1289.52	901.49	1735.14	1288.69	923.26	836.23	1594.10	1302.76
2012-13 Jul-Sep	1269.28	791.42	1310.88	925.57	1623.49	1189.26	939.61	875.46	1610.53	1323.94
Oct-Dec	1327.23	794.08	1328.36	995.64	1764.03	1111.45	1009.58	881.11	1680.20	1327.27
Jan-Mar	1351.28	800.25	1350.09	1017.46	1761.13	1048.35	989.23	877.44	1804.52	1345.00
Apr-Jun	1370.44	823.38	1368.54	1043.92	1734.43	1064.11	1039.59	914.05	1860.39	1374.43
2013-14 Jul-Sep	1367.33	839.00	1390.72	1064.30	1688.69	1075.42	1064.27	859.80	1865.31	1381.34
Oct-Dec	1365.33	840.48	1425.20	1052.01	1711.56	1054.23	1083.40	873.38	1875.71	1391.17
Jan-Mar	1407.91	849.44	1463.98	1072.34	1784.71	1061.03	1104.26	930.61	1937.80	1487.18
Apr-Jun	1408.02	826.03	1504.91	996.75	1846.69	1025.83	1142.45	934.85	1786.47	1574.82
2014-15 Jul-Sep	1441.98	882.91	1551.52	1050.88	1810.84	1040.06	1218.48	993.38	1889.96	1701.41
Oct-Dec	1401.74	893.21	1590.81	1065.79	1530.17	1056.54	1254.97	1030.45	1969.44	1807.08
Jan-Mar	1376.64	895.47	1651.30	1039.03	1443.70	1006.23	1256.20	1044.23	1995.28	1892.80
Apr-Jun	1398.50	893.54	1688.98	1036.61	1416.75	1048.50	1296.34	1037.49	2086.41	2016.39
2015-16 Jul-Sep	1328.20	819.90	1670.50	994.97	1377.68	1032.17	1175.87	905.12	1926.97	2242.88
Oct-Dec	1238.67	824.90	1691.32	1109.19	1049.07	1028.06	1141.86	929.56	1882.96	2372.44
Jan-Mar	1214.84	865.60	1747.55	1012.94	871.68	978.61	1210.14	924.91	1934.80	2434.43
Apr-Jun	1224.39	846.04	1693.71	1008.77	918.85	1007.74	1246.79	922.51	1911.24	2456.76

10.19 Index Numbers of Quantum of Exports by Groups (1990-91=100)

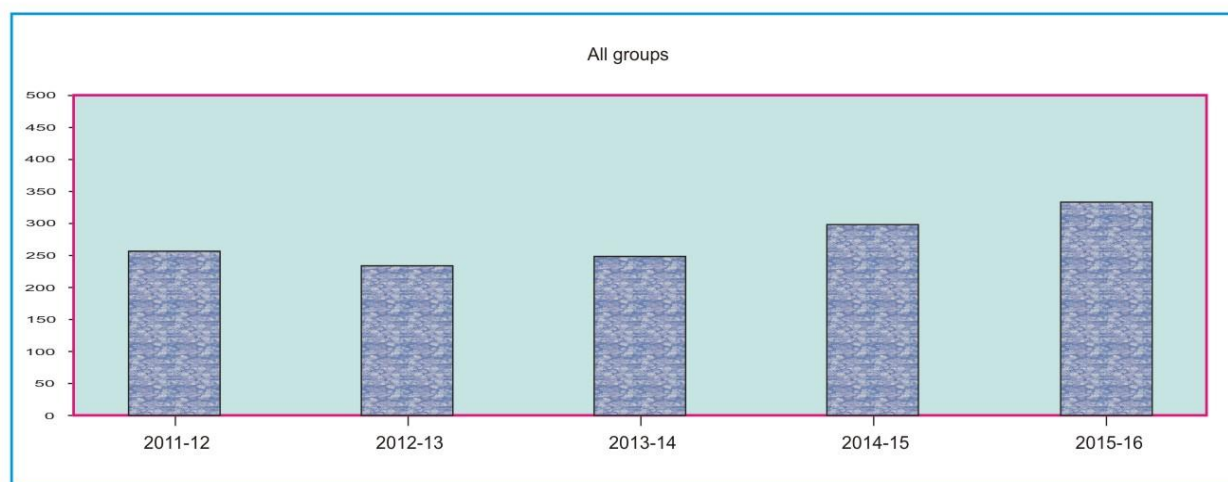
Year/Quarter	All groups	Food and Live animals	Beverages & Tobacco	Crude materials inedible except fuels	Mineral fuels & Lubricants	Chemicals	Manufactured goods	Machinery & Transport equipment	Misc. manufactured articles
2011-12	167.36	264.12	367.35	282.00	410.62	1301.40	157.00	2077.59	164.87
2012-13	202.86	242.21	238.64	343.79	37.89	992.45	191.87	2014.32	181.50
2013-14	229.80	280.96	175.45	447.47	409.09	1010.41	189.96	2056.66	226.38
2014-15	195.45	224.40	100.30	264.75	176.22	973.58	181.68	3964.39	201.19
2015-16	203.66	243.09	112.67	307.85	57.34	689.93	182.42	3767.50	223.68
2011-12 Jul-Sep	123.61	226.97	338.73	258.06	397.91	1195.14	153.61	1693.48	168.03
Oct-Dec	169.87	245.98	350.96	342.16	405.61	1260.20	146.42	1741.42	145.37
Jan-Mar	181.51	273.36	342.68	403.10	392.32	1443.70	151.76	2986.15	158.70
Apr-Jun	194.44	310.16	437.04	124.69	446.65	1306.54	176.19	1889.30	187.37
2012-13 Jul-Sep	182.10	193.42	203.51	300.83	29.33	962.68	175.53	2240.25	165.88
Oct-Dec	201.62	219.24	268.01	357.97	6.46	948.78	196.72	2835.50	174.64
Jan-Mar	208.98	289.31	307.37	350.05	53.72	840.47	192.71	1390.01	179.90
Apr-Jun	218.73	266.88	175.65	366.29	62.03	1217.85	202.51	1591.51	205.57
2013-14 Jul-Sep	242.65	254.75	215.28	392.89	1298.61	1052.88	213.28	1226.96	241.61
Oct-Dec	220.69	279.96	59.50	463.12	4.22	691.05	190.14	911.18	229.81
Jan-Mar	218.37	336.65	69.11	350.89	247.03	1153.88	186.44	4061.10	208.14
Apr-Jun	237.48	252.47	357.92	582.97	86.50	1143.82	170.28	2027.38	225.97
2014-15 Jul-Sep	201.64	189.93	90.87	389.05	361.14	952.31	183.05	4343.64	202.72
Oct-Dec	205.65	266.45	51.38	333.54	123.62	1240.35	187.56	3283.23	194.18
Jan-Mar	197.74	235.44	74.56	246.63	85.83	790.96	183.40	3932.27	205.36
Apr-Jun	176.75	205.76	184.39	89.77	134.28	910.69	172.69	4298.43	202.50
2014-15 Jul-Sep	187.10	183.52	68.33	285.36	76.97	1029.59	176.67	3211.01	194.95
Oct-Dec	193.24	251.95	54.14	218.76	50.57	778.60	177.06	2601.52	204.57
Jan-Mar	228.29	303.57	179.45	528.59	70.12	467.59	186.61	3782.17	256.89
Apr-Jun	206.13	233.33	148.74	198.69	31.70	483.95	189.54	5475.29	238.30

INDEX NUMBERS OF QUANTUM OF EXPORTS BY GROUPS
(1990-91=100)

10.20 Index Numbers of Quantum of Imports by Groups (1990-91=100)

Year/Quarter	All groups	Food and Live animals	Beverages & Tobacco	Crude materials inedible except fuels	Mineral fuels & Lubricants	Animal or Veg. oils & Fats	Chemicals	Manufactured goods	Machinery & Transport equipment	Misc. manufactured articles
2011-12	256.47	321.01	371.65	473.88	197.46	121.87	290.92	241.91	280.01	288.73
2012-13	234.02	186.86	275.65	413.29	190.89	141.68	240.54	249.49	266.44	261.26
2013-14	249.40	162.10	317.18	491.04	185.66	182.37	253.03	312.32	283.06	286.91
2014-15	299.74	222.61	317.90	531.02	175.67	179.33	271.01	345.01	478.50	307.93
2015-16	330.71	273.06	287.46	628.07	157.60	221.25	266.35	319.43	584.63	405.89
2011-12 Jul-Sep	240.84	277.16	347.08	300.55	194.84	114.21	304.19	247.39	261.99	225.28
Oct-Dec	265.20	330.05	344.55	647.69	194.63	119.56	315.83	235.90	261.50	260.87
Jan-Mar	246.02	383.47	403.56	497.72	188.47	102.72	277.36	223.66	241.95	398.43
Apr-Jun	273.80	293.36	391.41	449.55	211.89	151.00	266.31	260.67	354.59	270.34
2012-13 Jul-Sep	233.97	153.48	320.06	335.17	199.90	165.49	246.32	226.37	289.12	221.18
Oct-Dec	229.54	203.59	244.78	355.04	192.53	115.62	250.79	260.53	247.53	297.57
Jan-Mar	223.34	205.75	273.94	531.28	168.62	148.57	209.02	245.75	221.78	281.19
Apr-Jun	249.22	184.62	263.80	431.66	202.50	137.03	256.03	265.29	307.32	245.10
2013-14 Jul-Sep	218.67	122.34	261.56	396.94	181.66	174.34	244.11	206.78	263.81	229.50
Oct-Dec	268.58	171.23	341.53	584.51	196.34	167.22	261.77	508.73	227.47	235.11
Jan-Mar	257.81	167.02	354.12	578.98	169.03	175.06	258.74	280.99	321.79	278.09
Apr-Jun	252.54	187.81	311.51	403.73	195.60	212.84	247.49	252.77	319.16	305.94
2014-15 Jul-Sep	302.77	322.99	416.31	354.13	197.29	189.47	275.38	273.72	521.40	302.25
Oct-Dec	303.82	229.82	369.89	685.69	185.39	167.77	270.55	274.76	470.31	296.49
Jan-Mar	290.10	174.63	205.90	595.97	129.32	163.79	258.24	482.00	428.76	371.67
Apr-Jun	302.25	162.98	279.49	488.27	190.67	196.30	279.88	349.54	493.54	261.29
2015-16 Jul-Sep	290.52	292.22	311.01	375.83	146.92	212.82	245.87	284.84	513.14	407.12
Oct-Dec	355.81	311.72	251.34	598.92	153.20	224.04	302.20	347.62	635.68	489.68
Jan-Mar	304.07	245.24	298.83	876.98	135.09	223.11	229.82	310.36	469.95	357.26
Apr-Jun	372.45	243.07	288.66	660.54	195.20	225.04	287.52	334.92	719.73	369.48

INDEX NUMBERS OF QUANTUM OF IMPORTS BY GROUPS
(1990-91=100)



10.21 Trade in Services (Summary) May, 2016

Description	Rs. In Million					
	Dollars in Thousands					
	* May, 2016		** April, 2016		% Change in May, 2016 over April, 2016	
	Rs	\$	Rs	\$	Rs	\$
Export of Services (TOTAL)	51,383.04	490,863.83	59,685.62	570,206.18	-13.91	-13.91
1.Manufacturing services on physical inputs owned by others	0.00	0.00	0.00	0.00	0.00	0.00
2.Maintenance and repair services n.i.e.	0.00	0.00	0.00	0.00	0.00	0.00
3. Transport	9,242.09	88,290.00	9,298.17	88,830.00	-0.60	-0.61
4. Travel	2,896.46	27,670.00	3,158.00	30,170.00	-8.28	-8.29
5.Construction services	529.67	5,060.00	631.18	6,030.00	-16.08	-16.09
6. Insurance and Pension services	924.94	8,836.00	419.74	4,010.00	120.36	120.35
7. Financial services	516.07	4,930.00	1,194.33	11,410.00	-56.79	-56.79
8. Charges for the use of intellectual services	139.22	1,330.00	142.36	1,360.00	-2.21	-2.21
9. Telecommunication, Computer and information services	7,735.76	73,900.00	5,846.02	55,850.00	32.33	32.32
10. Other business services	7,527.24	71,907.83	7,628.85	72,882.18	-1.33	-1.34
11. Personal, cultural, and recreational services	208.32	1,990.00	481.92	4,604.00	-56.77	-56.78
12. Government services, n.i.e.	21,663.27	206,950.00	30,885.05	295,060.00	-29.86	-29.86
Import of Services (TOTAL)	81,049.73	774,271.00	83,277.94	795,595.00	-2.68	-2.68
1.Manufacturing services on physical inputs owned by others	0.00	0.00	0.00	0.00	0.00	0.00
2.Maintenance and repair services n.i.e.	539.10	5,150.00	570.47	5,450.00	-5.50	-5.50
3. Transport	25,742.70	245,921.00	31,649.16	302,360.00	-18.66	-18.67
4. Travel	20,616.48	196,950.00	16,028.70	153,130.00	28.62	28.62
5.Construction services	4,707.40	44,970.00	5,549.80	53,020.00	-15.18	-15.18
6. Insurance and Pension services	2,111.37	20,170.00	1,779.47	17,000.00	18.65	18.65
7. Financial services	1,844.44	17,620.00	1,212.12	11,580.00	52.17	52.16
8. Charges for the use of intellectual services	824.87	7,880.00	2,378.19	22,720.00	-65.32	-65.32
9. Telecommunication, Computer and information services	2,323.87	22,200.00	4,252.88	40,630.00	-45.36	-45.36
10. Other business services	19,146.79	182,910.00	12,108.67	115,680.00	58.12	58.12
11. Personal, cultural, and recreational services	17.80	170.00	215.10	2,055.00	-91.72	-91.73
12. Government services, n.i.e.	3,174.91	30,330.00	7,533.38	71,970.00	-57.86	-57.86

Description	% Change in July - May, 2015 over July - May, 2014 - 2015					
	* July - May 2015 - 2016		July - May 2014 - 2015		Rs	\$
	Rs	\$	Rs	\$	Rs	\$
Export of Services (TOTAL)	518,733.91	4,978,100.29	554,587.27	5,477,336.00	-6.46	-9.11
1.Manufacturing services on physical inputs owned by others	0.00	0.00	0.00	0.00	0.00	0.00
2.Maintenance and repair services n.i.e.	48.98	470.00	708.76	7,000.00	-93.09	-93.29
3. Transport	93,779.75	899,970.00	126,200.60	1,246,410.00	-25.69	-27.80
4. Travel	30,959.81	297,110.00	27,872.45	275,280.00	11.08	7.93
5.Construction services	3,983.69	38,230.00	3,938.67	38,900.00	1.14	-1.72
6. Insurance and Pension services	5,137.84	49,306.00	6,046.41	59,717.00	-15.03	-17.43
7. Financial services	8,749.94	83,970.00	9,535.84	94,180.00	-8.24	-10.84
8. Charges for the use of intellectual services	1,911.09	18,340.00	550.81	5,440.00	246.96	237.13
9. Telecommunication, Computer and information services	72,304.50	693,880.00	76,616.85	756,700.00	-5.63	-8.30
10. Other business services	92,384.69	886,582.29	72,814.05	719,142.00	26.88	23.28
11. Personal, cultural, and recreational services	2,678.23	25,702.00	809.71	7,997.00	230.76	221.40
12. Government services, n.i.e.	206,795.39	1,984,540.00	229,493.12	2,266,570.00	-9.89	-12.44
Import of Services (TOTAL)	749,851.31	7,196,050.00	806,701.85	7,967,325.00	-7.05	-9.68
1.Manufacturing services on physical inputs owned by others	0.00	0.00	0.00	0.00	0.00	0.00
2.Maintenance and repair services n.i.e.	8,987.52	86,250.00	7,563.47	74,700.00	18.83	15.46
3. Transport	290,465.03	2,787,487.00	387,211.53	3,824,263.00	-24.99	-27.11
4. Travel	150,851.82	1,447,670.00	137,477.97	1,357,790.00	9.73	6.62
5.Construction services	12,450.20	119,480.00	450.57	4,450.00	2663.21	2584.94
6. Insurance and Pension services	24,046.65	230,767.00	25,094.02	247,839.00	-4.17	-6.89
7. Financial services	18,711.76	179,570.00	20,060.91	198,130.00	-6.73	-9.37
8. Charges for the use of intellectual services	16,661.05	159,890.00	14,412.11	142,340.00	15.60	12.33
9. Telecommunication, Computer and information services	36,760.79	352,780.00	36,920.25	364,640.00	-0.43	-3.25
10. Other business services	144,687.89	1,388,517.00	126,801.35	1,252,343.00	14.11	10.87
11. Personal, cultural, and recreational services	780.37	7,489.00	868.73	8,580.00	-10.17	-12.72
12. Government services, n.i.e.	45,448.23	436,150.00	49,840.94	492,250.00	-8.81	-11.40

* Provisional figures based on figures provided by the State Bank of Pakistan.

** Revised by SBP

Note:- SBP has switched over from BPM- to BPM 6th addition from July, 2014.

Note:- Dollar value is converted into Rupees on monthly average exchange rate provided by SBP.

May, 2016 (1\$=Rs.104.678739), April, 2016 (1\$=Rs. 104.673794) and May, 2015 (1\$=Rs. 101.804258) respectively.

10.22 Export of Services by Sectors (Detail) (Monthly)

Rs. in Millions

Dollars in Thousands

Description	* May, 2016		** April, 2016		** May, 2015		% Change in May, 2016			
							over			
	Rs	\$	Rs	\$	Rs	\$	April, 2016		May, 2015	
	Rs	\$	Rs	\$	Rs	\$	Rs	\$	Rs	\$
Services	51,383.04	490,863.83	59,685.62	570,206.18	32,372.84	317,991.23	-13.91	-13.91	58.72	54.36
1.Manufacturing services on physical inputs owned by others	0.00	0.00	0.00	0.00	0.00	0.00	0.00	0.00	0.00	0.00
1.1 Goods for processing in reporting economy	0.00	0.00	0.00	0.00	0.00	0.00	0.00	0.00	0.00	0.00
1.2 Goods for processing abroad	0.00	0.00	0.00	0.00	0.00	0.00	0.00	0.00	0.00	0.00
2.Maintenance and repair services n.i.e.	0.00	0.00	0.00	0.00	7.13	70.00	0.00	0.00	-100.00	-100.00
3. Transport	9,242.09	88,290.00	9,298.17	88,830.00	8,853.91	86,970.00	-0.60	-0.61	4.38	1.52
3.1 Sea transport	226.11	2,160.00	232.38	2,220.00	192.41	1,890.00	-2.70	-2.70	17.51	14.29
3.1.1 Passenger	0.00	0.00	0.00	0.00	0.00	0.00	0.00	0.00	0.00	0.00
3.1.2 Freight	105.73	1,010.00	105.72	1,010.00	59.05	580.00	0.01	0.00	79.05	74.14
3.1.3 Other	120.38	1,150.00	126.66	1,210.00	133.36	1,310.00	-4.96	-4.96	-9.73	-12.21
3.2 Air transport	8,918.63	85,200.00	9,019.74	86,170.00	8,620.78	84,680.00	-1.12	-1.13	3.46	0.61
3.2.1 Passenger	3,695.16	35,300.00	3,723.25	35,570.00	4,877.44	47,910.00	-0.75	-0.76	-24.24	-26.32
3.2.2 Freight	38.73	370.00	38.73	370.00	673.94	6,620.00	0.00	0.00	-94.25	-94.41
3.2.3 Other	5,184.74	49,530.00	5,257.76	50,230.00	3,069.40	30,150.00	-1.39	-1.39	68.92	64.28
3.3 Road transport	51.29	490.00	40.82	390.00	40.72	400.00	25.65	25.64	25.96	22.50
3.3.1 Passenger	0.00	0.00	0.00	0.00	0.00	0.00	0.00	0.00	0.00	0.00
3.3.2 Freight	51.29	490.00	40.82	390.00	40.72	400.00	25.65	25.64	25.96	22.50
3.3.3 Other	0.00	0.00	0.00	0.00	0.00	0.00	0.00	0.00	0.00	0.00
3.4 Rail transport	0.00	0.00	0.00	0.00	0.00	0.00	0.00	0.00	0.00	0.00
3.4.1 Passenger	0.00	0.00	0.00	0.00	0.00	0.00	0.00	0.00	0.00	0.00
3.4.2 Freight	0.00	0.00	0.00	0.00	0.00	0.00	0.00	0.00	0.00	0.00
3.4.3 Other	0.00	0.00	0.00	0.00	0.00	0.00	0.00	0.00	0.00	0.00
3.5 Postal and courier services	46.06	440.00	5.23	50.00	0.00	0.00	780.69	780.00	100.00	100.00
3.6 Electricity transmission	0.00	0.00	0.00	0.00	0.00	0.00	0.00	0.00	0.00	0.00
3.7 Other supporting and auxiliary transport service	0.00	0.00	0.00	0.00	0.00	0.00	0.00	0.00	0.00	0.00
4. Travel	2,896.46	27,670.00	3,158.00	30,170.00	2,839.32	27,890.00	-8.28	-8.29	2.01	-0.79
4.1 Business	587.25	5,610.00	573.61	5,480.00	467.28	4,590.00	2.38	2.37	25.67	22.22
4.1.1 Acquisition of goods and services by border, seasonal, and other short-term workers	0.00	0.00	0.00	0.00	0.00	0.00	0.00	0.00	0.00	0.00
4.1.2 Other	587.25	5,610.00	573.61	5,480.00	467.28	4,590.00	2.38	2.37	25.67	22.22
4.2 Personal	2,309.21	22,060.00	2,584.39	24,690.00	2,372.04	23,300.00	-10.65	-10.65	-2.65	-5.32
4.2.1 Health-related expenditure	18.84	180.00	11.51	110.00	12.22	120.00	63.68	63.64	54.17	50.00
4.2.2 Education-related expenditure	41.87	400.00	20.93	200.00	23.41	230.00	100.05	100.00	78.86	73.91
4.2.3 Other	2,248.50	21,480.00	2,551.95	24,380.00	2,336.41	22,950.00	-11.89	-11.89	-3.76	-6.41
4.2.3.1 Religious travel	2.27	21.71	0.00	0.00	0.00	0.00	0.00	0.00	0.00	0.00
4.2.3.2 Other	2,246.23	21,458.29	2,551.95	24,380.00	2,336.41	22,950.00	-11.98	-11.98	-3.86	-6.50
5.Construction services	529.67	5,060.00	631.18	6,030.00	261.64	2,570.00	-16.08	-16.09	102.44	96.89
5.1 Construction abroad	529.67	5,060.00	631.18	6,030.00	261.64	2,570.00	-16.08	-16.09	102.44	96.89
5.2 Construction in the compiling economy	0.00	0.00	0.00	0.00	0.00	0.00	0.00	0.00	0.00	0.00
6. Insurance and Pension services	924.94	8,836.00	419.74	4,010.00	682.09	6,700.00	120.36	120.35	35.60	31.88
6.1 Direct Insurance	774.79	7,401.65	265.06	2,532.26	615.10	6,041.93	192.31	192.29	25.96	22.50
6.1.1 Life insurance	0.17	1.65	0.24	2.26	9.36	91.93	-29.17	-26.99	-98.18	-98.21
6.1.2 Freight insurance	0.00	0.00	0.00	0.00	2.04	20.00	0.00	0.00	-100.00	-100.00
6.1.3 Other direct insurance	774.62	7,400.00	264.82	2,530.00	603.70	5,930.00	192.51	192.49	28.31	24.79
6.2 Reinsurance	140.61	1,343.23	149.64	1,429.62	57.53	565.15	-6.03	-6.04	144.41	137.68
6.3 Auxiliary insurance services	9.54	91.12	5.04	48.12	9.46	92.92	89.29	89.36	0.85	-1.93
6.4 Pension and standardized guarantee services	0.00	0.00	0.00	0.00	0.00	0.00	0.00	0.00	0.00	0.00

Contd.

10.22 Export of Services by Sectors (Detail) (Monthly)

Description	Rs. in Millions Dollars in Thousands									
	* May, 2016		** April, 2016		** May, 2015		% Change in May, 2016			
							over			
	Rs	\$	Rs	\$	Rs	\$	April, 2016		May, 2015	
						Rs	\$	Rs	\$	
7. Financial services	516.07	4930.00	1194.33	11410.00	844.97	8300.00	-56.79	-56.79	-38.92	-40.60
7.1 Explicitly charged and other financial services	516.07	4930.00	1194.33	11410.00	539.56	5300.00	-56.79	-56.79	-4.35	-6.98
7.2 Financial intermediation service charges indirectly	0.00	0.00	0.00	0.00	305.41	3000.00	0.00	0.00	-100.00	-100.00
8. Charges for the use of intellectual services	139.22	1330.00	142.36	1360.00	17.31	170.00	-2.21	-2.21	704.27	682.35
9. Telecommunication, Computer and information services	7735.76	73900.00	5846.02	55850.00	6526.67	64110.00	32.33	32.32	18.53	15.27
9.1 Telecommunications services	3427.18	32740.00	1690.48	16150.00	2673.38	26260.00	102.73	102.72	28.20	24.68
9.1.1 Call centres	651.91	6227.72	551.60	5269.75	709.33	6967.63	18.19	18.18	-8.09	-10.62
9.1.2 Telecommunication services	2775.27	26512.28	1138.88	10880.25	1964.05	19292.37	143.68	143.67	41.30	37.42
9.2 Computer services	4301.25	41090.00	4147.17	39620.00	3843.11	37750.00	3.72	3.71	11.92	8.85
9.2.1 Hardware consultancy services	10.10	96.50	18.63	177.98	14.19	139.41	-45.79	-45.78	-28.82	-30.78
9.2.2 Software consultancy services	1683.25	16080.18	1346.78	12866.47	682.61	6705.09	24.98	24.98	146.59	139.82
9.2.3 Maintenance & repairs of computer	5.19	49.55	23.97	229.02	3.31	32.53	-78.35	-78.36	56.80	52.31
9.2.4 Export / Import of Computer Software	1919.12	18333.41	2239.48	21394.88	2604.18	25580.29	-14.31	-14.31	-26.31	-28.33
9.2.5 Other Computer services	683.59	6530.36	518.31	4951.65	538.82	5292.68	31.89	31.88	26.87	23.38
9.3 Information services	7.33	70.00	8.37	80.00	10.18	100.00	-12.43	-12.50	-28.00	-30.00
9.3.1 News agency services	4.03	38.48	5.63	53.83	1.44	14.18	-28.42	-28.52	179.86	171.43
9.3.2 Other information services	3.30	31.52	2.74	26.17	8.74	85.82	20.44	20.44	-62.24	-63.27
10. Other business services	7527.24	71907.83	7628.85	72882.18	5852.84	57491.23	-1.33	-1.34	28.61	25.08
10.1 Research and development services	124.57	1190.00	40.82	390.00	39.70	390.00	205.17	205.13	213.78	205.13
10.2 Professional and management consulting services	1685.34	16100.00	2335.27	22310.00	1346.86	13230.00	-27.83	-27.84	25.13	21.69
10.2.1 Legal, accounting, management consulting, and public relations	1193.35	11400.00	1693.62	16180.00	1118.82	10990.00	-29.54	-29.54	6.66	3.73
10.2.1.1 Legal services	135.04	1290.00	79.55	760.00	87.55	860.00	69.75	69.74	54.24	50.00
10.2.1.2 Accounting, auditing, bookkeeping, and tax consulting services	138.18	1320.00	167.48	1600.00	128.27	1260.00	-17.49	-17.50	7.73	4.76
10.2.1.3 Business and management consulting and public relations services	920.13	8790.00	1446.59	13820.00	903.00	8870.00	-36.39	-36.40	1.90	-0.90
10.2.2 Advertising, market research, and public opinion polling	491.99	4700.00	641.65	6130.00	228.04	2240.00	-23.32	-23.33	115.75	109.82
10.3 Technical, trade-related and other business services	5717.33	54617.83	5252.76	50182.18	4466.28	43871.23	8.84	8.84	28.01	24.50
10.3.1 Architectural, engineering, scientific and other technical services	635.40	6070.00	323.44	3090.00	791.02	7770.00	96.45	96.44	-19.67	-21.88
10.3.2 Waste treatment and de-pollution, agricultural and mining services	23.03	220.00	11.51	110.00	25.45	250.00	100.09	100.00	-9.51	-12.00
10.3.3 Operating leasing services	19.89	190.00	19.89	190.00	12.22	120.00	0.00	0.00	62.77	58.33
10.3.4 Trade-related services	9.69	92.59	97.35	930.01	6.47	63.57	-90.05	-90.04	49.77	45.65
10.3.5 Other business services n.i.e.	5029.32	48045.24	4800.57	45862.17	3631.12	35667.67	4.77	4.76	38.51	34.70
11. Personal, cultural, and recreational services	208.32	1990.00	481.92	4604.00	67.19	660.00	-56.77	-56.78	210.05	201.52
11.1 Audiovisual and related services	193.66	1850.00	151.15	1444.00	39.70	390.00	28.12	28.12	387.81	374.36
11.1.1 Audiovisual services	193.54	1848.86	151.09	1443.47	39.32	386.25	28.10	28.08	392.22	378.66
11.1.2 Artistic related services	0.12	1.14	0.06	0.53	0.38	3.75	100.00	115.09	-68.42	-69.57
11.2 Other personal, cultural, and recreational services	14.66	140.00	330.77	3160.00	27.49	270.00	-95.57	-95.57	-46.67	-48.15
12. Government services, n.i.e.	21663.27	206950.00	30885.05	295060.00	6419.77	63060.00	-29.86	-29.86	237.45	228.18
12.1 Embassies and consulates	2222.33	21230.00	2797.93	26730.00	2468.75	24250.00	-20.57	-20.58	-9.98	-12.45
12.2 Military units and agencies	163.30	1560.00	423.93	4050.00	4.07	40.00	-61.48	-61.48	3912.29	3800.00
12.3 Other	19277.64	184160.00	27663.19	264280.00	3946.95	38770.00	-30.31	-30.32	388.42	375.01

* Provisional ** Revised

Note: 1. The data are presented as per 6(EBOPS0.002010) classification aligned with MSITS0.00 2010 classification

10.23 Export of Services by Sector (Detail) (Cummulative)

Description	Rs. in Millions Dollars in Thousands					
	* July - May, 2015 - 2016		** July - May, 2014 - 2015		% Change in July - May, 2015 - 2016 over July - May, 2014 - 2015	
	Rs	\$	Rs	\$	Rs	\$
Services	518,733.91	4,978,100.29	554,587.27	5,477,336.00	-6.46	-9.11
1.Manufacturing services on physical inputs owned by others	0.00	0.00	0.00	0.00	0.00	0.00
1.1 Goods for processing in reporting economy	0.00	0.00	0.00	0.00	0.00	0.00
1.2 Goods for processing abroad	0.00	0.00	0.00	0.00	0.00	0.00
2.Maintenance and repair services n.i.e.	48.98	470.00	708.76	7,000.00	-93.09	-93.29
3. Transport	93,779.75	899,970.00	126,200.60	1,246,410.00	-25.69	-27.80
3.1 Sea transport	2,712.41	26,030.00	19,534.41	192,930.00	-86.11	-86.51
3.1.1 Passenger	0.00	0.00	0.00	0.00	0.00	0.00
3.1.2 Freight	1,225.43	11,760.00	1,948.07	19,240.00	-37.10	-38.88
3.1.3 Other	1,486.98	14,270.00	17,586.34	173,690.00	-91.54	-91.78
3.2 Air transport	90,382.72	867,370.00	106,262.20	1,049,490.00	-14.94	-17.35
3.1.1 Passenger	44,935.54	431,230.00	63,569.60	627,840.00	-29.31	-31.32
3.1.2 Freight	1,906.92	18,300.00	7,688.01	75,930.00	-75.20	-75.90
3.1.3 Other	43,540.26	417,840.00	35,004.59	345,720.00	24.38	20.86
3.3 Road transport	604.38	5,800.00	383.74	3,790.00	57.50	53.03
3.3.1 Passenger	0.00	0.00	0.00	0.00	0.00	0.00
3.3.2 Freight	604.38	5,800.00	383.74	3,790.00	57.50	53.03
3.3.3 Other	0.00	0.00	0.00	0.00	0.00	0.00
3.4 Rail transport	4.17	40.00	0.00	0.00	100.00	100.00
3.4.1 Passenger	0.00	0.00	0.00	0.00	0.00	0.00
3.4.2 Freight	0.00	0.00	0.00	0.00	0.00	0.00
3.4.3 Other	4.17	40.00	0.00	0.00	100.00	100.00
3.5 Postal and courier services	76.07	730.00	20.25	200.00	275.65	265.00
3.6 Electricity transmission	0.00	0.00	0.00	0.00	0.00	0.00
3.7 Other supporting and auxiliary transport service	0.00	0.00	0.00	0.00	0.00	0.00
4. Travel	30,959.81	297,110.00	27,872.45	275,280.00	11.08	7.93
4.1 Business	3,304.28	31,710.00	945.69	9,340.00	249.40	239.51
4.1.1 Acquisition of goods and services by border, seasonal, and other short-term workers	0.00	0.00	0.00	0.00	0.00	0.00
4.1.2 Other	3,304.28	31,710.00	945.69	9,340.00	249.40	239.51
4.2 Personal	27,655.53	265,400.00	26,926.76	265,940.00	2.71	-0.20
4.2.1 Health-related expenditure	137.55	1,320.00	193.39	1,910.00	-28.87	-30.89
4.2.2 Education-related expenditure	741.93	7,120.00	472.84	4,670.00	56.91	52.46
4.2.3 Other	26,776.05	256,960.00	26,260.53	259,360.00	1.96	-0.93
4.2.3.1 Religious travel	4.05	38.85	33.59	331.73	-87.94	-88.29
4.2.3.2 Other	26,772.00	256,921.15	26,226.94	259,028.27	2.08	-0.81
5.Construction services	3,983.69	38,230.00	3,938.67	38,900.00	1.14	-1.72
5.1 Construction abroad	3,983.69	38,230.00	3,938.67	38,900.00	1.14	-1.72
5.2 Construction in the compiling economy	0.00	0.00	0.00	0.00	0.00	0.00
6. Insurance and Pension services	5,137.84	49,306.00	6,046.41	59,717.00	-15.03	-17.43
6.1 Direct Insurance	3,438.97	33,002.50	3,189.67	31,502.58	7.82	4.76
6.1.1 Life insurance	34.65	332.50	45.82	452.58	-24.38	-26.53
6.1.2 Freight insurance	26.05	250.00	44.55	440.00	-41.53	-43.18
6.1.3 Other direct insurance	3,378.27	32,420.00	3,099.30	30,610.00	9.00	5.91
6.2 Reinsurance	1,629.15	15,634.38	2,811.33	27,765.89	-42.05	-43.69
6.3 Auxiliary insurance services	69.72	669.12	45.41	448.54	53.53	49.18
6.4 Pension and standardized guarantee services	0.00	0.00	0.00	0.00	0.00	0.00

Contd.

10.23 Export of Services by Sector (Detail) (Cummulative)

Description	Rs. in Millions Dollars in Thousands					
	* July - May, 2015 - 2016		** July - May, 2014 - 2015		% Change in July - May, 2015 - 2016 over July - May, 2014 - 2015	
	Rs	\$	Rs	\$	Rs	\$
7. Financial services	8,749.94	83,970.00	9,535.84	94,180.00	-8.24	-10.84
7.1 Explicitly charged and other financial services	8,010.10	76,870.00	6,528.68	64,480.00	22.69	19.22
7.2 Financial intermediation service charges indirectly	739.84	7,100.00	3,007.16	29,700.00	-75.40	-76.09
8. Charges for the use of intellectual services	1,911.09	18,340.00	550.81	5,440.00	246.96	237.13
9. Telecommunication, Computer and information services	72,304.50	693,880.00	76,616.85	756,700.00	-5.63	-8.30
9.1 Telecommunications services	26,646.84	255,720.00	33,810.85	333,930.00	-21.19	-23.42
9.1.1 Call centres	6,633.93	63,663.39	5,728.24	56,574.45	15.81	12.53
9.1.2 Telecommunication services	20,012.91	192,056.61	28,082.61	277,355.55	-28.74	-30.75
9.2 Computer services	45,510.74	436,750.00	42,692.60	421,650.00	6.60	3.58
9.2.1 Hardware consultancy services	217.13	2,083.74	82.09	810.80	164.50	157.00
9.2.2 Software consultancy services	12,408.24	119,077.34	7,430.23	73,384.03	67.00	62.27
9.2.3 Maintenance & repairs of computer	67.28	645.65	87.11	860.33	-22.76	-24.95
9.2.4 Export / Import of Computer Software	27,008.64	259,192.10	30,246.92	298,731.26	-10.71	-13.24
9.2.5 Other Computer services	5,809.45	55,751.17	4,846.25	47,863.60	19.88	16.48
9.3 Information services	146.92	1,410.00	113.40	1,120.00	29.56	25.89
9.3.1 News agency services	93.27	895.11	53.78	531.12	73.43	68.53
9.3.2 Other information services	53.65	514.89	59.62	588.88	-10.01	-12.56
10. Other business services	92,384.69	886,582.29	72,814.05	719,142.00	26.88	23.28
10.1 Research and development services	749.22	7,190.00	790.77	7,810.00	-5.25	-7.94
10.2 Professional and management consulting services	20690.57	198560.00	18478.37	182500.00	11.97	8.80
10.2.1 Legal, accounting, management consulting, and public relations	16,218.17	155,640.00	15,977.46	157,800.00	1.51	-1.37
10.2.1.1 Legal services	920.11	8,830.00	1,002.39	9,900.00	-8.21	-10.81
10.2.1.2 Accounting, auditing, bookkeeping, and tax consulting services	1,253.56	12,030.00	752.30	7,430.00	66.63	61.91
10.2.1.3 Business and management consulting and public relations services	14,044.50	134,780.00	14,222.77	140,470.00	-1.25	-4.05
10.2.2 Advertising, market research, and public opinion polling	4,472.40	42,920.00	2,500.91	24,700.00	78.83	73.77
10.3 Technical, trade-related and other business services	70,944.90	680,832.29	53,544.91	528,832.00	32.50	28.74
10.3.1 Architectural, engineering, scientific and other technical services	6,380.36	61,230.00	3,836.41	37,890.00	66.31	61.60
10.3.2 Waste treatment and de-pollution, agricultural and mining services	259.47	2,490.00	87.08	860.00	197.97	189.53
10.3.3 Operating leasing services	226.12	2,170.00	118.46	1,170.00	90.88	85.47
10.3.4 Trade-related services	407.66	3,912.12	482.29	4,763.34	-15.47	-17.87
10.3.5 Other business services n.i.e.	63,671.29	611,030.17	49,020.67	484,148.66	29.89	26.21
11. Personal, cultural, and recreational services	2,678.23	25,702.00	809.71	7,997.00	230.76	221.40
11.1 Audiovisual and related services	1,961.31	18,822.00	678.08	6,697.00	189.24	181.05
11.1.1 Audiovisual services	1,936.04	18,579.46	601.01	5,935.80	222.13	213.01
11.1.2 Artistic related services	25.27	242.54	77.07	761.20	-67.21	-68.14
11.2 Other personal, cultural, and recreational services	716.92	6,880.00	131.63	1,300.00	444.65	429.23
12. Government services, n.i.e.	206,795.39	1,984,540.00	229,493.12	2,266,570.00	-9.89	-12.44
12.1 Embassies and consulates	29,098.74	279,250.00	30,500.94	301,240.00	-4.60	-7.30
12.2 Military units and agencies	19,815.28	190,160.00	18,830.71	185,980.00	5.23	2.25
12.3 Other	157,881.37	1,515,130.00	180,161.47	1,779,350.00	-12.37	-14.85

* Provisional ** Revised

Note: 1. The data are presented as per 6(EBOPS0.002010) classification aligned with MSITS0.00 2010 classification

10.24 Import of Services by Sectors (Detail) (Monthly)

Rs. in Millions
Dollars in Thousands

Description	* May, 2016		** April, 2016		** May, 2015		% Change in May, 2016 over			
							April, 2016		May, 2015	
	Rs	\$	Rs	\$	Rs	\$	Rs	\$	Rs	\$
Services	<u>81,049.73</u>	<u>774,271.00</u>	<u>83,277.94</u>	<u>795,595.00</u>	<u>71,407.82</u>	<u>701,423.00</u>	-2.68	-2.68	13.50	10.39
1.Manufacturing services on physical inputs owned by others	0.00	0.00	0.00	0.00	0.00	0.00	0.00	0.00	0.00	0.00
1.1 Goods for processing in reporting economy	0.00	0.00	0.00	0.00	0.00	0.00	0.00	0.00	0.00	0.00
1.2 Goods for processing abroad	0.00	0.00	0.00	0.00	0.00	0.00	0.00	0.00	0.00	0.00
2.Maintenance and repair services n.i.e.	539.10	5,150.00	570.47	5,450.00	823.60	8,090.00	-5.50	-5.50	-34.54	-36.34
3. Transport	25,742.70	245,921.00	31,649.16	302,360.00	36,134.39	354,940.00	-18.66	-18.67	-28.76	-30.71
3.1 Sea transport	12,319.64	117,690.00	17,006.35	162,470.00	20,879.04	205,090.00	-27.56	-27.56	-41.00	-42.62
3.1.1 Passenger	0.00	0.00	0.00	0.00	0.00	0.00	0.00	0.00	0.00	0.00
3.1.2 Freight	10,919.04	104,310.00	15,612.10	149,150.00	19,623.79	192,760.00	-30.06	-30.06	-44.36	-45.89
3.1.3 Other	1,400.60	13,380.00	1,394.25	13,320.00	1,255.25	12,330.00	0.46	0.45	11.58	8.52
3.2 Air transport	13,166.49	125,780.00	14,347.63	137,070.00	14,848.14	145,850.00	-8.23	-8.24	-11.33	-13.76
3.1.1 Passenger	9,259.88	88,460.00	9,259.44	88,460.00	9,562.47	93,930.00	0.00	0.00	-3.16	-5.82
3.1.2 Freight	1,558.67	14,890.00	1,879.94	17,960.00	2,687.63	26,400.00	-17.09	-17.09	-42.01	-43.60
3.1.3 Other	2,347.94	22,430.00	3,208.25	30,650.00	2,598.04	25,520.00	-26.82	-26.82	-9.63	-12.11
3.3 Road transport	113.68	1,086.00	126.55	1,209.00	192.30	1,889.00	-10.17	-10.17	-40.88	-42.51
3.3.1 Passenger	0.00	0.00	0.00	0.00	0.00	0.00	0.00	0.00	0.00	0.00
3.3.2 Freight	113.68	1,086.00	126.55	1,209.00	189.25	1,859.00	-10.17	-10.17	-39.93	-41.58
3.3.3 Other	0.00	0.00	0.00	0.00	3.05	30.00	0.00	0.00	-100.00	-100.00
3.4 Rail transport	61.24	585.00	68.14	651.00	101.91	1,001.00	-10.13	-10.14	-39.91	-41.56
3.4.1 Passenger	61.24	585.00	68.14	651.00	101.91	1,001.00	-10.13	-10.14	-39.91	-41.56
3.4.2 Freight	0.00	0.00	0.00	0.00	0.00	0.00	0.00	0.00	0.00	0.00
3.4.3 Other	0.00	0.00	0.00	0.00	0.00	0.00	0.00	0.00	0.00	0.00
3.5 Postal and courier services	81.65	780.00	100.49	960.00	113.00	1,110.00	-18.75	-18.75	-27.74	-29.73
3.6 Electricity transmission	0.00	0.00	0.00	0.00	0.00	0.00	0.00	0.00	0.00	0.00
3.7 Other supporting and auxiliary transport service	0.00	0.00	0.00	0.00	0.00	0.00	0.00	0.00	0.00	0.00
4. Travel	20,616.48	196,950.00	16,028.70	153,130.00	10,507.22	103,210.00	28.62	28.62	96.21	90.82
4.1 Business	286.82	2,740.00	207.25	1,980.00	492.73	4,840.00	38.39	38.38	-41.79	-43.39
4.1.1 Acquisition of goods and services by border, seasonal, and other short-term workers	0.00	0.00	0.00	0.00	0.00	0.00	0.00	0.00	0.00	0.00
4.1.2 Other	286.82	2,740.00	207.25	1,980.00	492.73	4,840.00	38.39	38.38	-41.79	-43.39
4.2 Personal	20,329.66	194,210.00	15,821.45	151,150.00	10,014.49	98,370.00	28.49	28.49	103.00	97.43
4.2.1 Health-related expenditure	75.37	720.00	29.31	280.00	27.49	270.00	157.15	157.14	174.17	166.67
4.2.2 Education-related expenditure	1,840.25	17,580.00	1,543.94	14,750.00	1,509.76	14,830.00	19.19	19.19	21.89	18.54
4.2.3 Other	18,414.04	175,910.00	14,248.20	136,120.00	8,477.24	83,270.00	29.24	29.23	117.22	111.25
4.2.3.1 Religious travel	5,947.92	56,820.70	1,734.73	16,572.71	0.00	0.00	242.87	242.86	100.00	100.00
4.2.3.2 Other	12,466.12	119,089.30	12,513.47	119,547.29	8,477.24	83,270.00	-0.38	-0.38	47.05	43.02
5.Construction services	4,707.40	44,970.00	5,549.80	53,020.00	0.00	0.00	-15.18	-15.18	100.00	100.00
5.1 Construction abroad	0.00	0.00	0.00	0.00	0.00	0.00	0.00	0.00	0.00	0.00
5.2 Construction in the compiling economy	4,707.40	44,970.00	5,549.80	53,020.00	0.00	0.00	-15.18	-15.18	100.00	100.00
6. Insurance and Pension services	2,111.37	20,170.00	1,779.47	17,000.00	2,008.59	19,730.00	18.65	18.65	5.12	2.23
6.1 Direct Insurance	161.43	1,542.14	462.60	4,419.32	512.17	5,030.97	-65.10	-65.10	-68.48	-69.35
6.1.1 Life insurance	2.32	22.14	4.12	39.32	8.24	80.97	-43.69	-43.69	-71.84	-72.66
6.1.2 Freight insurance	41.87	400.00	376.83	3,600.00	483.57	4,750.00	-88.89	-88.89	-91.34	-91.58
6.1.3 Other direct insurance	117.24	1,120.00	81.65	780.00	20.36	200.00	43.59	43.59	475.83	460.00
6.2 Reinsurance	1,841.27	17,589.71	1,315.61	12,568.68	1,493.06	14,666.03	39.96	39.95	23.32	19.94
6.3 Auxiliary insurance services	108.67	1,038.15	1.26	12.00	3.36	33.00	8524.60	8551.25	3134.23	3046.20
6.4 Pension and standardized guarantee services	0.00	0.00	0.00	0.00	0.00	0.00	0.00	0.00	0.00	0.00

Contd.

10.24 Import of Services by Sectors (Detail) (Monthly)

Rs. in Millions

Dollars in Thousands

Description	* May, 2016		** April, 2016		** May, 2015		% Change in May, 2016 over			
							April, 2016		May, 2015	
	Rs	\$	Rs	\$	Rs	\$	Rs	\$	Rs	\$
7. Financial services	1,844.44	17,620.00	1,212.12	11,580.00	1,501.61	14,750.00	52.17	52.16	22.83	19.46
7.1 Explicitly charged and other financial services	1,844.44	17,620.00	1,212.12	11,580.00	1,399.81	13,750.00	52.17	52.16	31.76	28.15
7.2 Financial intermediation service charges indirectly measured (FISIM)	0.00	0.00	0.00	0.00	101.80	1,000.00	0.00	0.00	-100.00	-100.00
8. Charges for the use of intellectual services	824.87	7,880.00	2,378.19	22,720.00	1,980.09	19,450.00	-65.32	-65.32	-58.34	-59.49
9. Telecommunication, Computer and information services	2,323.87	22,200.00	4,252.88	40,630.00	2,348.62	23,070.00	-45.36	-45.36	-1.05	-3.77
9.1 Telecommunications services	1,016.43	9,710.00	2,308.05	22,050.00	1,205.36	11,840.00	-55.96	-55.96	-15.67	-17.99
9.1.1 Call centres	0.00	0.00	8.23	78.66	0.00	0.00	-100.00	-100.00	0.00	0.00
9.1.2 Telecommunication services	1,016.43	9,710.00	2,299.82	21,971.34	1,205.36	11,840.00	-55.80	-55.81	-15.67	-17.99
9.2 Computer services	1,194.39	11,410.00	1,857.95	17,750.00	1,013.97	9,960.00	-35.71	-35.72	17.79	14.56
9.2.1 Hardware consultancy services	0.00	0.00	1.59	15.22	1.37	13.46	0.00	0.00	-100.00	-100.00
9.2.2 Software consultancy services	924.81	8,834.71	1,549.12	14,799.53	608.43	5,976.49	-40.30	-40.30	52.00	47.82
9.2.3 Maintenance & repairs of computer	55.41	529.29	25.85	247.00	80.37	789.44	114.35	114.29	-31.06	-32.95
9.2.4 Export / Import of Computer Software	203.16	1,940.80	212.27	2,027.92	253.71	2,492.11	-4.29	-4.30	-19.92	-22.12
9.2.5 Other Computer services	11.01	105.20	69.12	660.33	70.09	688.50	-84.07	-84.07	-84.29	-84.72
9.3 Information services	113.05	1,080.00	86.88	830.00	129.29	1,270.00	30.12	30.12	-12.56	-14.96
9.3.1 News agency services	95.44	911.77	54.29	518.69	117.87	1,157.85	75.80	75.78	-19.03	-21.25
9.3.2 Other information services	17.61	168.23	32.59	311.31	11.42	112.15	-45.97	-45.96	54.20	50.00
10. Other business services	19,146.79	182,910.00	12,108.67	115,680.00	12,966.80	127,370.00	58.12	58.12	47.66	43.61
10.1 Research and development services	30.36	290.00	6.28	60.00	3.05	30.00	383.44	383.33	895.41	866.67
10.2 Professional and management consulting services	821.73	7,850.00	829.02	7,920.00	356.31	3,500.00	-0.88	-0.88	130.62	124.29
10.2.1 Legal, accounting, management consulting, and public relations	263.79	2,520.00	386.25	3,690.00	149.65	1,470.00	-31.70	-31.71	76.27	71.43
10.2.1.1 Legal services	78.51	750.00	235.52	2,250.00	13.23	130.00	-66.67	-66.67	493.42	476.92
10.2.1.2 Accounting, auditing, bookkeeping, and tax consulting services	10.47	100.00	9.42	90.00	11.20	110.00	11.15	11.11	-6.52	-9.09
10.2.1.3 Business and management consulting and public relations services	174.81	1,670.00	141.31	1,350.00	125.22	1,230.00	23.71	23.70	39.60	35.77
10.2.2 Advertising, market research, and public opinion polling	557.94	5,330.00	442.77	4,230.00	206.66	2,030.00	26.01	26.00	169.98	162.56
10.3 Technical, trade-related and other business services	18,294.70	174,770.00	11,273.37	107,700.00	12,607.44	123,840.00	62.28	62.27	45.11	41.13
10.3.1 Architectural, engineering, scientific and other technical services	1,120.06	10,700.00	418.70	4,000.00	2,328.26	22,870.00	167.51	167.50	-51.89	-53.21
10.3.2 Waste treatment and de-pollution, agricultural and mining services	7,412.30	70,810.00	79.55	760.00	0.00	0.00	9217.79	9217.11	100.00	100.00
10.3.3 Operating leasing services	1,429.91	13,660.00	1,085.47	10,370.00	1,305.13	12,820.00	31.73	31.73	9.56	6.55
10.3.4 Trade-related services	8.05	76.91	272.27	2,601.15	7.48	73.43	-97.04	-97.04	7.62	4.74
10.3.5 Other business services n.i.e.	8,324.38	79,523.09	9,417.38	89,968.85	8,966.57	88,076.57	-11.61	-11.61	-7.16	-9.71
11. Personal, cultural, and recreational services	17.80	170.00	215.10	2,055.00	105.17	1,033.00	-91.72	-91.73	-83.08	-83.54
11.1 Audiovisual and related services	13.61	130.00	210.91	2,015.00	87.86	863.00	-93.55	-93.55	-84.51	-84.94
11.1.1 Audiovisual services	11.65	111.25	210.57	2,011.72	46.90	460.65	-94.47	-94.47	-75.16	-75.85
11.1.2 Artistic related services	1.96	18.75	0.34	3.28	40.96	402.35	476.47	471.65	-95.21	-95.34
11.2 Other personal, cultural, and recreational services	4.19	40.00	4.19	40.00	17.31	170.00	0.00	0.00	-75.79	-76.47
12. Government services, n.i.e.	3,174.91	30,330.00	7,533.38	71,970.00	3,031.73	29,780.00	-57.86	-57.86	4.72	1.85
12.1 Embassies and consulates	775.67	7,410.00	725.39	6,930.00	936.60	9,200.00	6.93	6.93	-17.18	-19.46
12.2 Military units and agencies	7.33	70.00	4.19	40.00	18.32	180.00	74.94	75.00	-59.99	-61.11
12.3 Other	2,391.91	22,850.00	6,803.80	65,000.00	2,076.81	20,400.00	-64.84	-64.85	15.17	12.01

* Provisional ** Revised

Note: 1. The data are presented as per 6(EBOPS.002010) classification aligned with MSITS0.00 2010 classification

10.25 Import of Services by Sector (Detail) (Cummulative)

Description	Rs. in Millions					
	Dollars in Thousands					
	* July - May, 2015 - 2016		** July - May, 2014 - 2015		% Change in July - May, 2015 - 2016 over July - May, 2014 - 2015	
	Rs	\$	Rs	\$	Rs	\$
Services	749,851.31	7,196,050.00	806,701.85	7,967,325.00	-7.05	-9.68
1.Manufacturing services on physical inputs owned by others	0.00	0.00	0.00	0.00	0.00	0.00
1.1 Goods for processing in reporting economy	0.00	0.00	0.00	0.00	0.00	0.00
1.2 Goods for processing abroad	0.00	0.00	0.00	0.00	0.00	0.00
2.Maintenance and repair services n.i.e.	8,987.52	86,250.00	7,563.47	74,700.00	18.83	15.46
3. Transport	290,465.03	2,787,487.00	387,211.53	3,824,263.00	-24.99	-27.11
3.1 Sea transport	153,790.36	1,475,870.00	238,152.12	2,352,090.00	-35.42	-37.25
3.1.1 Passenger	0.00	0.00	0.00	0.00	0.00	0.00
3.1.2 Freight	138,627.75	1,330,360.00	223,813.93	2,210,480.00	-38.06	-39.82
3.1.3 Other	15,162.61	145,510.00	14,338.19	141,610.00	5.75	2.75
3.2 Air transport	133,795.84	1,283,990.00	142,933.40	1,411,670.00	-6.39	-9.04
3.1.1 Passenger	82,965.53	796,190.00	88,235.43	871,450.00	-5.97	-8.64
3.1.2 Freight	19,959.08	191,540.00	25,587.21	252,710.00	-22.00	-24.21
3.1.3 Other	30,871.23	296,260.00	29,110.76	287,510.00	6.05	3.04
3.3 Road transport	1,312.86	12,599.00	3,498.34	34,551.00	-62.47	-63.54
3.3.1 Passenger	0.00	0.00	1,215.02	12,000.00	-100.00	-100.00
3.3.2 Freight	1,251.38	12,009.00	2,200.29	21,731.00	-43.13	-44.74
3.3.3 Other	61.48	590.00	83.03	820.00	-25.95	-28.05
3.4 Rail transport	673.99	6,468.00	1,184.84	11,702.00	-43.12	-44.73
3.4.1 Passenger	673.99	6,468.00	1,184.84	11,702.00	-43.12	-44.73
3.4.2 Freight	0.00	0.00	0.00	0.00	0.00	0.00
3.4.3 Other	0.00	0.00	0.00	0.00	0.00	0.00
3.5 Postal and courier services	891.98	8,560.00	1,442.83	14,250.00	-38.18	-39.93
3.6 Electricity transmission	0.00	0.00	0.00	0.00	0.00	0.00
3.7 Other supporting and auxiliary transport service	0.00	0.00	0.00	0.00	0.00	0.00
4. Travel	150,851.82	1,447,670.00	137,477.97	1,357,790.00	9.73	6.62
4.1 Business	3,504.35	33,630.00	3,210.68	31,710.00	9.15	6.05
4.1.1 Acquisition of goods and services by border, seasonal, and other short-term workers	0.00	0.00	0.00	0.00	0.00	0.00
4.1.2 Other	3,504.35	33,630.00	3,210.68	31,710.00	9.15	6.05
4.2 Personal	147,347.47	1,414,040.00	134,267.29	1,326,080.00	9.74	6.63
4.2.1 Health-related expenditure	392.85	3,770.00	275.40	2,720.00	42.65	38.60
4.2.2 Education-related expenditure	13,541.20	129,950.00	15,723.31	155,290.00	-13.88	-16.32
4.2.3 Other	133,413.42	1,280,320.00	118,268.58	1,168,070.00	12.81	9.61
4.2.3.1 Religious travel	15,423.51	148,013.80	10,311.20	101,837.75	49.58	45.34
4.2.3.2 Other	117,989.91	1,132,306.20	107,957.38	1,066,232.25	9.29	6.20
5.Construction services	12,450.20	119,480.00	450.57	4,450.00	2663.21	2584.94
5.1 Construction abroad	0.00	0.00	0.00	0.00	0.00	0.00
5.2 Construction in the compiling economy	12,450.20	119,480.00	450.57	4,450.00	2663.21	2584.94
6. Insurance and Pension services	24,046.65	230,767.00	25,094.02	247,839.00	-4.17	-6.89
6.1 Direct Insurance	5,382.40	51,653.01	9,041.44	89,297.01	-40.47	-42.16
6.1.1 Life insurance	9.69	93.01	15.90	157.01	-39.06	-40.76
6.1.2 Freight insurance	1,458.84	14,000.00	6,043.69	59,690.00	-75.86	-76.55
6.1.3 Other direct insurance	3,913.87	37,560.00	2,981.85	29,450.00	31.26	27.54
6.2 Reinsurance	18,108.10	173,776.81	15,449.36	152,584.38	17.21	13.89
6.3 Auxiliary insurance services	556.15	5,337.18	603.22	5,957.61	-7.80	-10.41
6.4 Pension and standardized guarantee services	0.00	0.00	0.00	0.00	0.00	0.00

Contd.

10.25 Import of Services by Sector (Detail) (Cumulative)

Description	Rs. in Millions Dollars in Thousands					
	* July - May, 2015 - 2016		** July - May, 2014 - 2015		% Change in July - May, 2015 - 2016 over July - May, 2014 - 2015	
	Rs	\$	Rs	\$	Rs	\$
7. Financial services	18,711.76	179,570.00	20,060.91	198,130.00	-6.73	-9.37
7.1 Explicitly charged and other financial services	18,294.95	175,570.00	18,339.64	181,130.00	-0.24	-3.07
7.2 Financial intermediation service charges indirectly measured (FISIM)	416.81	4,000.00	1,721.27	17,000.00	-75.78	-76.47
8. Charges for the use of intellectual services	16,661.05	159,890.00	14,412.11	142,340.00	15.60	12.33
9. Telecommunication, Computer and information services	36,760.79	352,780.00	36,920.25	364,640.00	-0.43	-3.25
9.1 Telecommunications services	19,322.39	185,430.00	20,901.30	206,430.00	-7.55	-10.17
9.1.1 Call centres	23.36	224.22	2.12	20.97	1001.89	969.50
9.1.2 Telecommunication services	19,299.03	185,205.78	20,899.18	206,409.04	-7.66	-10.27
9.2 Computer services	15,787.82	151,510.00	14,651.05	144,700.00	7.76	4.71
9.2.1 Hardware consultancy services	44.28	424.98	39.04	385.57	13.42	10.22
9.2.2 Software consultancy services	11,631.91	111,627.18	10,747.55	106,147.33	8.23	5.16
9.2.3 Maintenance & repairs of computer	852.01	8,176.41	809.99	7,999.84	5.19	2.21
9.2.4 Export / Import of Computer Software	1,907.24	18,303.13	1,404.38	13,870.25	35.81	31.96
9.2.5 Other Computer services	1,352.38	12,978.30	1,650.09	16,297.01	-18.04	-20.36
9.3 Information services	1,650.58	15,840.00	1,367.90	13,510.00	20.67	17.25
9.3.1 News agency services	1,007.40	9,667.65	970.13	9,581.45	3.84	0.90
9.3.2 Other information services	643.18	6,172.35	397.77	3,928.55	61.70	57.12
10. Other business services	144,687.89	1,388,517.00	126,801.35	1,252,343.00	14.11	10.87
10.1 Research and development services	109.41	1,050.00	113.40	1,120.00	-3.52	-6.25
10.2 Professional and management consulting services	8,886.45	85,280.00	10,355.99	102,280.00	-14.19	-16.62
10.2.1 Legal, accounting, management consulting, and public relations	5,161.19	49,530.00	6,981.28	68,950.00	-26.07	-28.17
10.2.1.1 Legal services	2,347.70	22,530.00	1,727.35	17,060.00	35.91	32.06
10.2.1.2 Accounting, auditing, bookkeeping, and tax consulting services	243.84	2,340.00	194.40	1,920.00	25.43	21.88
10.2.1.3 Business and management consulting and public relations services	2,569.65	24,660.00	5,059.53	49,970.00	-49.21	-50.65
10.2.2 Advertising, market research, and public opinion polling	3,725.26	35,750.00	3,374.71	33,330.00	10.39	7.26
10.3 Technical, trade-related and other business services	135,692.03	1,302,187.00	116,331.96	1,148,943.00	16.64	13.34
10.3.1 Architectural, engineering, scientific and other technical services	11,165.37	107,150.00	12,327.34	121,750.00	-9.43	-11.99
10.3.2 Waste treatment and de-pollution, agricultural and mining services	7,515.13	72,120.00	1,365.88	13,490.00	450.20	434.62
10.3.3 Operating leasing services	13,637.07	130,870.00	11,264.21	111,250.00	21.07	17.64
10.3.4 Trade-related services	736.01	7,063.18	457.63	4,519.70	60.83	56.28
10.3.5 Other business services n.i.e.	102,638.45	984,983.82	90,916.90	897,933.30	12.89	9.69
11. Personal, cultural, and recreational services	780.37	7,489.00	868.73	8,580.00	-10.17	-12.72
11.1 Audiovisual and related services	619.90	5,949.00	721.92	7,130.00	-14.13	-16.56
11.1.1 Audiovisual services	614.97	5,901.68	582.56	5,753.61	5.56	2.57
11.1.2 Artistic related services	4.93	47.32	139.36	1,376.39	-96.46	-96.56
11.2 Other personal, cultural, and recreational services	160.47	1,540.00	146.81	1,450.00	9.30	6.21
12. Government services, n.i.e.	45,448.23	436,150.00	49,840.94	492,250.00	-8.81	-11.40
12.1 Embassies and consulates	8,572.80	82,270.00	16,184.00	159,840.00	-47.03	-48.53
12.2 Military units and agencies	136.51	1,310.00	199.47	1,970.00	-31.56	-33.50
12.3 Other	36,738.92	352,570.00	33,457.47	330,440.00	9.81	6.70

* Provisional ** Revised

Note: 1. The data are presented as per 6(EBOPS0.002010) classification aligned with MSITS0.00 2010 classification

REGIONAL AND FIELD OFFICES OF PAKISTAN BUREAU OF STATISTICS

PUNJAB

Chief Statistical Officer,
Regional Office,
Pakistan Bureau of Statistics,
Plot No.7,
Gul Plaza, (1st & 2nd Floor),
I.J. Principal Road,
Near Pindora Chungi,
Rawalpindi
Phone: 051- 4411528
Fax 051 - 4410474

Statistical Officer (I/C),
Regional Office,
Pakistan Bureau of Statistics,
USAID Building,
Gurumangat Road,
Gulberg-III,
Lahore.
Phone & Fax:042-99263266
Email:lhrfbs@lhr.comsats.net.pk

Statistical Officer (I/C),
Regional Office,
Pakistan Bureau of Statistics,
House # 20, Block-T,
New Multan Colony, Rahim Chowk,
Masoom Shah Road,
Multan.
Phone & Fax:061-9220177
E-mail:muxfbs@brain.net.pk

Chief Statistical Officer,
Regional Office,
Pakistan Bureau of Statistics,
51-B, Satellite Town,
Gujranwala.
Phone & Fax: 055-9200418

Chief Statistical Officer,
Regional Office,
Pakistan Bureau of Statistics,
House # 04, Rehman Town,
Satyana Road,
Faisalabad.
Phone & Fax: 041-9220049
E-mail:fsdfbs@fsd.comsats.net.pk

Chief Statistical Officer,
Regional Office,
Pakistan Bureau of Statistics,
House # 100/27-C,
Satellite Town,
Sargodha
Phone:048-9230411

Chief Statistical Officer,
Regional Office,
Pakistan Bureau of Statistics,
9-A (Ground Floor), Block-X
Rafi Qamar Road, Satellite Town,
Bahawalpur.
Phone & Fax: 062-9250026

Statistical Officer(I/C),
Field Office,
Pakistan Bureau of Statistics,
Hasan Pura, Opp. Passport
Office, Kashmir Road,
Sialkot.
Phone & Fax: 052-3573581
E-mail:sktfs@skt.comsats.net.pk

Statistical Officer(I/C),
Field Office,
Pakistan Bureau of Statistics,
House # 19/24, Street # 3,
Shadab Colony, Railway Line,
Jhang Saddar.
Phone & Fax: 047-9200194

Statistical Officer(I/C),
Field Office.
Pakistan Bureau of Statistics,
House at Kasra #51/11/1/3/2
Ground Floor, Chak # 9/W.B.
Behind Cooperative Workshop,
Burawala Road,
Vehari.
Phone & Fax: 067-3364219

Statistical Officer (I/C),
Field Office,
Pakistan Bureau of Statistics,
House # E-83-D, Mohallah
Ahmed Gul Khan Wala,
Street Karnal Aslam Khan,
Near Obaid Noor Hospital
Mianwali.
Phone: 0459-231626

Statistical Officer (I/C),
Field Office,
Pakistan Bureau of Statistics
House # H 224-C, Ground Floor
Street # 4, Khyaban-e-Sarwar,
Dera Ghazi Khan.
Phone: 064-2401850

Statistical Officer(I/C),
Field Office,
Pakistan Bureau of Statistics,
House # 4, Shafi Town,
Near Grid Station,
Main Shahbazpur Road,
Rahim Yar Khan.
Phone & Fax: 068-5871754

Statistical Officer (I/C),
Field Office,
Pakistan Bureau of Statistics,
House # 43 B-7, Gulistan Colony,
Near Govt. Girls College
Sahiwal.
Phone: 040-9200242

Statistical Officer(I/C),
Field Office,
Pakistan Bureau of Statistics,
165-A, Qasim Road,
Bahawalnagar.
Phone & Fax: 063-9240049

SINDH:

Chief Statistical Officer,
Regional Office,
Pakistan Bureau of Statistics,
1-B, S.M.C.H. Society
Karachi.
Phone & Fax: 021- 34557933
Email:khifbs@khi.comsats.net.pk

Chief Statistical Officer,
Regional Office,
Pakistan Bureau of Statistics,
Bungalow # A-46,
G.O.R. Colony,
Unit # 1, Latifabad,
Hyderabad.
Fax & Phone: 022-9200641

Chief Statistical Officer,
Regional Office,
Pakistan Bureau of Statistics,
Bungalow # 10-A,
Professor Housing Society,
Shikarpur Road,
Sukkur.
Phone & Fax: 071-5807132

Chief Statistical Officer,
Regional Office,
Pakistan Bureau of Statistics,
Building # 45/17, Ward "C",
Near Shah Latif Market,
Lohari Mohallah,
Larkana.
(Phone: 074-9410010)
Fax:074-4054438

Statistical Officer(I/C),
Field Office,
Pakistan Bureau of Statistics,
House # 180,
Um-e-Hain, Near satari
Cotton Factory, Ring Road
Mirpur Khas.
Phone & Fax: -0233-923096

Statistical Officer(I/C),
Field Office,
Pakistan Bureau of Statistics,
House # 68, Mubariak Colony,
Jam sahib Road,
Nawabshah(Shaheed Benazerabad).
Phone & Fax: 0244-9370311

Statistical Officer(I/C),
Field Office,
Pakistan Bureau of Statistics,
House # 199 Marakhpur,
Opp. DHO Office,
Sehwan Road, Dadu Town,
Dadu.
Phone & Fax: 025-9200345

Statistical Officer(I/C),
Field Office,
Pakistan Bureau of Statistics,
House # 2929-I, 1st Family Line,
Shah Abdul Latif Road,
Near Rifal Naka,
Jacobabad.
Phone : 0722-653403

KHYBER PAKHTOON KHWA

Chief Statistical Officer,
Regional Office,
Pakistan Bureau of Statistics,
State Life Insurance Building,
2nd Floor, 34-The Mall,
Peshawar Cantt.
Phone: 091-9213097
Fax – 091-9213098
E-mail:pshfbs@pes.comsats.net.pk

Chief Statistical Officer,
Regional Office,
Pakistan Bureau of Statistics,
Building #558-D,
Mohallah Ghazni Khel,
Bannu.
Phone & Fax: 0928-9270191

Statistical Officer (I/C),
Regional Office,
Pakistan Bureau of Statistics,
Shams-ur-Rehman Building,
Near Nadra Office, Rahimabad,
G.T. Road,
Mingora/Swat.
Phone: 0946-9240283

Chief Statistical Officer,
Regional Office,
Pakistan Bureau of Statistics,
Bunglow # 896, Mansehra Road,
Post office Jhangi,
Abbottabad.
Phone & Fax: 0992-9310231

Chief Statistical Officer,
Regional Office,
Pakistan Bureau of Statistics,
House # A-3,
Shah Jhan Shaheed Town,
Near Coach Adda of Bannu
Dera Ismail Khan.
Phone:0966-9280279

BALUCHISTAN:

Chief Statistical Officer,
Regional Office,
Pakistan Bureau of Statistics,
Chandio House No.2,
Arbab Karam Khan Road,
Near Elementary College,
Quetta.
Phone: 081-9239804
Fax:081-2471126

Statistical Officer(I/C),
Field Office,
Pakistan Bureau of Statistics,
Dak Khana Road, Near Civil Hospital,
Singani Sar,
Turbat.
Phone: 0852-412267
Fax:0852-413383

Statistical Officer (I/C),
Field Office,
Pakistan Bureau of Statistics,
Haroon Market,
Opp:Girls High School,
Hospital Road,
Khuzdar.
Phone & Fax: 0848-412760

Statistical Officer (I/C),
Field Office,
Pakistan Bureau of Statistics,
Building # 2-II/E,
Hazara Mohallah,
Loralai.
Phone & Fax: 0824-660560

NORTHERN AREAS:

Statistical Officer (I/C),
Field Office,
Pakistan Bureau of Statistics,
Haidar Pura, Near Agha Khan Health
Centre, Chinar Bagh,
Gilgit.
Phone & Fax: 05811-920972

AZAD KASHMIR:

Chief Statistical officer,
Regional Office,
Pakistan Bureau of Statistics,
Flat # 304, Al-Saif Plaza,
Upper Gojra Bypass.
Muzaffarabad.
Phone & Fax: 05822-923169

SYMBOLS, ABBREVIATIONS AND CONVERSION

		LTR.	Litre	One Metric Ton	2004	Lbs.
E	Estimated	LUNGI	A kind of cloth		1000	Kgs
P/*	Provisional, Preliminary	MALTA &		One Ton	1.0160	M.Tons
R/r	Revised	MOSAMBI	A variety of Orange	(2240 Lbs.)	27.22	Maunds
-	Nil	MED.	Medium		1016.04	Kgs.
..	Negligible	MG.	Milligram	One Pound	0.4536	M. Tons
...	Not available	MMCFT.	Million cubic feet		16	Hundred weight
%	Percentage	MN.	Million	One Ounce	0.4861	Oz.
Admn	Administration	M/o.	Ministry of		28.35	Seer
ALOOCHA	A kind of fruit	MTR.	Meter	One Kilogram	2.2046	Gms.
ARVI	A type of root vegetable	MT.	Metric Ton		0.0197	Lbs.
AV.	Average	ML.	Milliliter		0.0268	Hundred weight
BABUL	A kind of fire wood	NES.	Not else where specified	One Hundred weight	1.0717	Maund
BBLS.	Barrels	NO.	Number	(112 Lbs.)	50.8932	Seers
BIRYANI	A dish of rice prepared	NR.	Not reported	One Gram	1.3610	Kgs.
BOT.	Bottle	N.S.	Not specified	One Tonne	0.0857	Maunds
CAP.	Capsule	PKT.	Packet		0.9842	Tola
CFT.	Cubic feet	PC.	Piece	One Bale (Cotton)	1.1023	Long Ton
CH.	Charge	QLTY.	Quality	(375 Lbs.)	170.0971	Short Ton
CHAPATI	A kind of bread	QTY.	Quantity		4.5571	Kilograms
CIG.	Cigarette	RASGULLA	A form of sweetmeat			Maunds
Comm.	Communication	R.P.M.	Revolution per minute	One Imperial (Gallon)	4.5435	Ltrs.
CRT.	Carton / Crate	RS.	Rupees	One Litre	0.2199	Imperial Gallon
CUM./CM.	Cubic meter	SAMOSAS	A form of patty			
DESI.	Indigenous	SHAL.	Shalwar			
Distt.	Distribution	SHEESHAM	A variety of sup. Qty. Wood.			
DOZ	Dozen	Sq.	Square	One Mile	1.6093	Kms.
ENG.	English	SQM.	Square meter		1760	Yards
EX.	Exercise	SUP.	Superior	One Yard	0.9144	Meter
GLS.	Glass	STND.	Standard	One Foot	0.3048	Meter
GM.	Gram	SQFT.	Square feet	One Kilometer	0.6214	mile
H.OP.	Hand operated	SYN.	Synthetic	One Meter	1.0936	Yards
HP.	Horse power	THNO.	Thousand number	One Square Mile	2.5899	Sq. Kilometer
INJ.	Injection	TAB.	Table		640	Acres
KHADDI	Hand-loom	TANDOORI	Oven-Baked	One Acre	258.9984	Hectares
KIKAR	A kind of fire wood	TKT.	Ticket		.4074	Hectare
KG.	Kilogram	TL.	Tube light		4840	Sq. Yards.
KM.	Kilometer	TOTA.	Broken rice	One Square Kilometer	0.3861	Sq. Mile
KORMA	A variety of meat curry	UNI.	Uniform		100	Hectares
KWH.	Kilowatt / hour	URD.	Urdu	One Hectare	2.4711	Acres
LB.	Pound	VEG.	Vegetable	One Square Yards	0.8361	Sq. meter.
		W.	Watt	One Cubic Meter	35.3147	Cubic feet

LIQUID

LENGTH

SELECTED PUBLICATIONS OF PAKISTAN BUREAU OF STATISTICS

01. Monthly Bulletin of Statistics
 02. Review of Foreign Trade
 03. Pakistan Statistical Pocket Book
 04. Pakistan Statistical Yearbook
 05. Foreign Trade Statistics of Pakistan Imports (two volumes)
 06. Foreign Trade Statistics of Pakistan Exports (one volume)
 07. Labour Force Survey
 08. Brochure of National Accounts
 09. Pakistan Demographic Survey
 10. Census of Manufacturing Industries
 11. Survey of Small Household Manufacturing Industries
 12. Rent Survey of Dwellings
 13. Socio Economic Indicators at District Level
(Punjab, Sindh, Khyber Pakhtoon Khwa & Balochistan)
 14. Census of Private Educational Institutions in Pakistan
 15. Census of Software Industry and related services of Pakistan
 16. Supply & Use Table of Pakistan
 17. Mechanized Road Transport Survey
 18. Survey of Private Recreational, Cultural & Entertainment Services
 19. Survey of Private Laundry, Dry Cleaning & Dyeing Services
 20. Survey of Private Medical, Dental & Other Health Services
 21. Survey of Private Educational Services
 22. Pakistan, 2000 – An Official Hand Book on Statistics
 23. 50 Years of Pakistan in Statistics (Four Volumes)
 24. Pakistan Social & Living Standard Measurement Survey National/Provincial
 25. Household Integrated Economic Survey (HIES) National/Provincial
-

**SALE CENTERS WHERE PAKISTAN BUREAU OF STATISTICS
PUBLICATIONS ARE AVAILABLE**

ISLAMABAD

6 – Mauve Area, G-8/4.
Taleemi Chowk
Phone # 051 - 926 11 25
051 - 226 13 72

RAWALPINDI

NBF Book Shop
178-B, Sarwar Road,
Rawalpindi Cantt.
Phone # 051 – 927 25 30

WAH CANTT

NBF Book Shop
Central Library Premises
Phone # 051- 931 40 04

LAHORE

NBF Book Shop
56/57 Shadman Colony,
Shadman Market,
Phone # 042 – 755 01 61 &
753 03 29
Fax # 042 – 758 77 35

FAISALABAD

NBF Book Shop
Shop No.10,
Hashmi Hall Shopping Centre,
University of Agriculture,
Phone # 041 – 264 81 79

MULTAN

NBF Book Shop
Plot # 4-5-6, M.D.A. Road,
Near Multan Art Council
Phone # 061 – 920 12 81

BAHAWALPUR

NBF Book Shop
Quaid-e-Azam Medical College,
Near Library.
Cell # 0301 – 724 76 13

PESHAWAR

NBF Book Shop
Phase-V, Sector B-2,
Plot No.36-37,
Hayatabad.
Phone # 091 – 589 27 44
921 72 73
Fax # 091 921 72 73

NBF Book Shop

48/D, F-6, Jamrud Road,
University Town,
Phone # 091 – 921 69 03
Fax # 091 – 921 69 04

BANNU

Old Municipal Library Premises,
Near to Qazi Muhib Stadium,
Cell # 0346 – 915 50 18

KOHAT

3rd Block, 1st Floor,
Distt. Govt. Complex

D.I. KHAN

NBF Book Shop
C/o. Executive Distt. Officer,
Literacy, Sports and Education,
Phone # 0961 – 928 01 29

ABBOTABAD

Public Library
1st Floor, Jalal Baba Auditorium,
Phone # 0992 – 931 02 91

KARACHI

National Book Foundation
(Regional Office)
Liaquat Memorial Library Premises,
Ground Floor, Stadium Road,
Phone # 021– 923 18 06 & 923 10 88
Fax # 923 10 89

HYDERABAD

NBF Book Shop
GOR Colony,
C-22, Latifabad No.1,
Phone # 022 – 931 08 92

JAMSHORO

Shop No.14, Liaquat University of
Medical & Health Science

NAWABSHAH

M.H. Khawaja DC High School,
Opp. NMC Hospital Road
Cell # 0301 – 389 58 46

SUKKUR

Public Library
Old Sukkur,
Phone # 071 – 562 51 03

LARKANA

NBF Book Shop
Chandka Medical College
Main Gate
Phone # 0741-941 02 29

JACOBABAD

Red Crescent Building,
Near T.B. Hospital
Phone # 0722 – 65 08 17

QUETTA

NBF Book Shop
3-7/5, Faiz Muhammad Road,
Phone # 081 - 920 15 70
Fax # 081 - 920 18 69

**PUBLISHED ON BEHALF OF NATIONAL BOOK FOUNDATION
PRINTED AT REPRODUCTION & PRINTING UNIT, PBS, KARACHI**