



MONTHLY BULLETIN OF STATISTICS

October

2
0
1
4

Government of Pakistan
Statistics Division
Pakistan Bureau of Statistics



MONTHLY BULLETIN OF STATISTICS

October

2
0
1
4

Government of Pakistan
Statistics Division
Pakistan Bureau of Statistics

Price Rs. 600.00

P R E F A C E

The Bulletin of Statistics, Monthly Publication of the Pakistan Bureau of Statistics provide important statistics in respect of social, economic and financial sectors of the economy at aggregate as well as sectoral levels. The Bulletin contains data relating to Population, National Accounts, Agriculture, Manufacturing, Prices, Balance of Payments, Public Finance, Education, Energy & Mining, Foreign Economic Assistance, Foreign Trade, Health, Insurance, Labour, Transport & Communication, Social & Culture ect. It also provides different types of indices on agriculture, manufacturing, prices, trade and labour productivity. Charts and graphs have also been provided to selected tables to make the data readily intelligible.

2. The Bulletin contains data on monthly and in some instances on annual basis. The annual data series are on fiscal year basis i.e. from July to June unless otherwise specified. Monthly data series of trade and industry are published with a time lag of 45 days required for data collection, compilation, cleaning, processing, tabulating and printing. Figures may not add up to the totals owing to rounding. Statistics that are compiled in the Pakistan Bureau of Statistics are presented without citation whereas those compiled by other agencies carry a source note below the tables.

3. Efforts have been made to produce this Bulletin as a comprehensive, informative and useful document for decision makers, researchers, planners, economists and other groups of beneficiaries. It is hoped that the users will find this Bulletin useful.

4. Suggestions for further improvement will be highly appreciated and welcomed.

ASIF BAJWA
Chief Statistician

Syed Khurshid Alam Bokhari

Secretary

Government of Pakistan
Ministry of Finance, Economic Affairs, Revenue,
Statistics & Privatization,
Statistics Division

Statistics House
21-Mauve Area,
G-9/1, Islamabad.

Tel : 051-9106500
Fax: 051-9106502
E-mail: secretary@pbs.gov.pk

Asif Bajwa

Chief Statistician
Government of Pakistan
Pakistan Bureau of Statistics

Statistics House
21-Mauve Area,
G-9/1, Islamabad.

Tel : 051-9106514 - 051-9106515
Fax: 051-9106561
E-mail: pbs@pbs.gov.pk

**PAKISTAN BUREAU OF STATISTICS
STATISTICS HOUSE, 21-MAUVE AREA
G-9/1 - ISLAMABAD
Website: www.pbs.gov.pk**

		<u>Office</u>	<u>Residence</u>
Mr. Munir Ahmed Aslam	Deputy Director General	051-9106555 Fax:051-9106556	051-4447403 051-2275892
Dr. Bahrawar Jan	Deputy Director General	051-9106550 051-2304728	051-2255105
Mr. Ayazuddin	Deputy Director General	051-9106552	051-9242232
Mr. Ismail Khan	Deputy Director General	051-9106558	051-9101009
Mr. Mumtaz-ud-Din	Director	051-9106570	051-2822630
Mr. Ghulam Muhammad	Director	051-9106554	--
Mr. Muhammad Akram Assi	Director	051-9106573	051-2101198
Mr. Fazil Mehmood Baig	Director	051-9106575	0333-5159850
Mr. Shuakat Ali Khan	Director	051-9106557	--
Mr. Attiq-ur-Rehman	Director	051-9106553	0346-9579700
Mr. Munwar Ali Ghanghro	Director	051-9106554	0333-7145366
Mrs. Rabia Awan	Director	051-9106581	051-4444696

TRAINING WING

Mr. Innocent Dilbar Feroz	Director	051-9205390 Fax:051-9205390	--
---------------------------	----------	--------------------------------	----

**PAKISTAN BUREAU OF STATISTICS
1-B, SINDHI MUSLIM COOPERATIVE HOUSING SOCIETY
KARACHI – 74400
E-mail: khifbs@khi.comsats.net.pk**

Mr. Iqbal Ahmed Bablani	Provincial Census Commissioner	Ph: 021-34523819 021-34526500 Fax:021-34523004	021-99250900
Mr. Farooq Ahmed	Joint Census Commissioner	Ph:021-34559615 Fax:021-34545031	--
Mr. Muhammad Ali Shaikh	Director	021-34384281	021-35486845
Mrs. Farhat Moosa	Director	021-34554436	021-34984687
Syed Muhammad Shafay	Director	021-34550257	--
Ms. Rana Sami	Director	--	021-36672794 0333-2826376

**PAKISTAN BUREAU OF STATISTICS
USAID BUILDING GURU MANGAT ROAD
GULBERG-III, LAHORE
E-mail: lhrfbs@lhr.comsats.net.pk**

Mr. Rana Iqbal	Director	042-99263267 Fax:042-99263267	--
----------------	----------	----------------------------------	----

(Regional Office) LAHORE

Mr. Javed Iqbal	Chief Statistical Officer	042-99263266 Fax:042-99263266	-- --
-----------------	---------------------------	----------------------------------	----------

(Regional Office) KARACHI

Mr. Khalid Rauf Shaikh	Chief Statistical Officer	021-34557933 Fax:021-34557933	0308-2768316
------------------------	---------------------------	----------------------------------	--------------

(Regional Office) PESHAWAR

Mr. Sher Rahman	Chief Statistical Officer	091-9213097 Fax:091-9213098	0333-9365032
-----------------	---------------------------	--------------------------------	--------------

(Regional Office) QUETTA

Mr. Anwar Ahmed	Statistical Officer (Incharge)	081-9239804 Fax:081-9239804	0300-2528713
-----------------	--------------------------------	--------------------------------	--------------

(Presentation, Reproduction & Printing) KARACHI

E-mail: pbskarachipp@gmail.com

Mr. Shakeel Qadeer	Chief System Analyst (R.P. Unit)	021-34388435	021-35836029
Ms. Azra Khatoon	Deputy Census Commissioner (P.P. Section)	021-34384296	--

CONTENTS

**	KEY INDICATORS	III
1.	BALANCE OF PAYMENT	
1.1	Country wise Workers Remittances	01
1.2	Month wise Workers Remittances	04
1.3	Exchange Rates Pak. Rupees in Terms of one Unit of Foreign Currency	05
2.	CLIMATE	
2.1	Temperature at Selected Stations	07
2.2	Rainfall at Selected Stations	09
3.	ENERGY & MINING	
3.1	Production of Crude Oil	11
3.2	Production of Natural Gas	14
3.3	Production of Crude Oil, Natural Gas and Electricity	17
3.4	Mineral Production	18
4.	HEALTH	
4.1(a)	Monthly Immunization Coverage Number of Doses Administered (0-11 month) Children	21
4.1(b)	Monthly Immunization Coverage Number of Doses Administered (12-23 months) Children	22
4.1(c)	Monthly Immunization Coverage Number of T.T Doses Administered to Women	23
4.2	Monthly Report of HIV Treatment Centre	24
4.3(a)	Registered Veterinary Medical Practitioner with PVMC	25
4.3(b)	Registered Animal Husbandry Graduate with PVMC	25
4.4	Tuberculosis Report (FTI)	26
5.	MANUFACTURING	
5.1	Quantum Index Numbers of Large-scale Manufacturing Industries	27
5.2	Production of Manufacturing Items	29
6.	MONEY & CREDIT	
6.1	Reserve Money	43
7.	PRICE	
7.1	Price Indices (General) with Percentage Change	47
7.2	Combined Sensitive Price Indicator (SPI) by Quantile	48
7.3	Combined Consumer Price Index Numbers by Commodity Groups	49
7.4	Consumer Price Index Numbers by Major Groups and Selected Commodities	50
7.5	Combined Consumer Price Index Numbers by Quantile and Major Commodity Groups	52
7.6	Combined Consumer Price Index Numbers by Quantile, Major Commodity Group for Selected Cities	53
7.7	Combined Consumer Price Index Numbers by Income Group/City and Commodity Group for all Centres Covered in CPI	56
7.8	Index Numbers of Wholesale Prices by Commodity Groups	57
7.9	Index Numbers of Wholesale Prices by Commodities	58
7.10	Intercity Wholesale Prices of Selected Commodities	68
7.11	Intercity Consumer Prices	110

Contd.

8.	PUBLIC FINANCE	
8.1	Customs Revenue Receipts	159
9.	SOCIAL	
9.1	Data on Traffic Accidents	163
9.2	Data on Telecommunication	166
9.3	Visitors at Archaeological Museums in Pakistan	167
9.4	Visitors at Heritage Sites in Pakistan	168
10.	TRADE	
10.1	Value of Foreign Trade	169
10.2	Exports by Commodity/Group	170
10.3	Imports by Commodity/Group	172
10.4	Exports of Selected Commodities in Dollars	173
10.5	Exports of Selected Commodities in Rupees	175
10.6	Imports of Selected Commodities in Dollars	177
10.7	Imports of Selected Commodities in Rupees	179
10.8	Exports by Economic Categories (Summary)	181
10.9	Exports by Economic Categories (Details)	182
10.10	Imports by Economic Categories (Summary)	183
10.11	Imports by Economic Categories (Details)	184
10.12	Exports by Areas and Countries/Territories	262
10.13	Re-exports by Areas and Countries/Territories	266
10.14	Imports by Areas and Countries/Territories	267
10.15	Re-imports by Areas and Countries/Territories	271
10.16	Annual and Quarterly Terms of Trade and Unit Value Indices of Exports and Imports (1990-91=100)	272
10.17	Index Numbers of Unit Value of Exports by Groups (1990-91=100)	273
10.18	Index numbers of unit value of imports by groups (1990-91=100)	274
10.19	Index Numbers of Quantum of Exports by Groups (1990-91=100)	275
10.20	Index Numbers of Quantum of Imports by Groups (1990-91=100)	276
10.21	Trade in Services (Summary)	277
10.22	Export of Services by Sector (Detail) Monthly	278
10.23	Export of Services by Sector (Detail) Cumulative	280
10.24	Import of Services by Sector (Detail) Monthly	282
10.25	Import of Services by Sector (Detail) Cumulative	284

Regional and Field Offices of Pakistan Bureau of Statistics

Symbols, Abbreviations and Conversions

Selected Publications of Pakistan Bureau of Statistics

Sale Centres where PBS Publications are available

KEY INDICATORS

YEARLY

ECONOMIC INDICATORS

(2013- 2014)

1	Inflation	8.66%
2	Balance of Trade	(-) \$ 19.963 billion
3	Value of Exports	\$ 25.110 billion
4	Value of Imports	\$ 45.073 billion
5	Total Workers Remittances	Rs.15832.25 million
6	Reserve Money	Rs.2861256 million
7	Currency in Circulation	Rs.2177873 million
8	Consumer Price Index (CPI with Base 2007-2008)	189.58%
9	Agricultural Sector Growth	2.12%
10	Industrial Sector Growth	5.84%
11	Services Sector Growth	4.29%
12	GDP Growth Rate at Constant Basic Prices (Real)	4.14%
13	GNI Growth Rate at Constant Prices	5.78%
14	Per Capita Income	\$ 1387
15	Large Scale Manufacturing Sector (LSMI) Growth	3.92%
16	Quantum Index Number (LSMI with Base 2005-2006)	121.60
17	Imports Duty	Rs.233783.87 million
18	Exports Duty	Rs.475.78 million
19	Foreign Exchange Reserves	\$ 10047 million
20	* Overall Balance of Payment Surplus/Deficit	\$ -3843 million

SOCIAL INDICATORS

1	** Population (2014)	188.02 million
	Male	97.16 million
	Female	90.86 million
2	Natural Growth Rate (PDS- 2007)	1.88%
3	** Population Growth Rate (2014)	1.95%
4	Dependency Ratio (PDS-2007)	81.5
5	*** Mean Size of Household (2012-13)	6.3

* BOP as per BPM6 in million USD.

** Economic Survey

*** PSLM Survey

Contd.

IV
MONTHLY
ECONOMIC INDICATORS

August, 2014

1	Value of Exports	\$ 1901.807 million
2	Value of Imports	\$ 4691.166 million
3	Balance of Trade	(-)\$ 2789.359 million

September, 2014

1	Growth in Quantum Index Manufacturing (LSMI)	1.82%
2	Quantum Index of Manufacturing (LSMI with Base 2005-2006)	116.10
3	Consumer Price Index (CPI with Base 2007-08)	199.40
4	Wholesale Price Index (WPI with Base 2007-08)	215.06
5	Sensitive Price Indicator (SPI with Base 2007-08)	209.27
6	Growth Rate	
	A. CPI	0.35%
	B. WPI	0.15%
	C. SPI	0.24%
7	Reserve Money	Rs.2791499 million
8	Currency in Circulation	Rs.2261802 million
9	Exchange Rate of Pak Rupees in terms of one unit US Dollar	1 \$ =Rs.102.3424
10	Total Workers Remittances (Including Hajj & War compensation)	\$ 1716.59 million
11	Imports Duty	Rs.25195.4 million
12	Exports Duty	Rs.90.28 million

Source: i) Pakistan Bureau of Statistics.
ii) State Bank of Pakistan.
iii) Economic Survey of Pakistan.

1. BALANCE OF PAYMENT

1.1 Country Wise Workers Remittances (Including Hajj and War Compensation)

(Provisional)
(Million US Dollars)

Item	Sep, 2013	Oct, 2013	Nov, 2013	Dec, 2013
I. Cash	1283.41	1347.67	1129.70	1384.71
1 USA	173.87	225.25	174.40	223.96
2 UK	190.09	197.08	155.13	177.09
3 Saudi Arabia	373.58	353.46	334.10	410.01
4 UAE	276.03	276.48	236.29	275.12
Dubai	149.25	143.37	121.02	139.92
Abu Dhabi	121.65	127.63	111.67	131.24
Sharjah	5.03	5.24	3.50	3.87
Other	0.10	0.24	0.10	0.09
5 Other GCC Countries	151.24	157.32	128.18	165.05
Bahrain	25.43	26.18	20.78	24.86
Kwait	56.76	57.99	47.89	61.72
Qatar	29.75	27.93	23.40	29.80
Oman	39.30	45.22	36.11	48.67
6 EU Countries	33.85	40.11	29.84	37.43
Germany	6.03	7.71	5.99	8.28
France	2.90	3.59	2.45	2.71
Netherland	6.83	0.40	0.34	0.27
Spain	0.29	7.51	5.51	7.09
Italy	1.65	3.25	2.06	2.85
Greece	1.29	1.56	0.98	1.08
Sweden	1.22	1.58	0.89	1.39
Denmark	2.26	2.24	1.80	1.89
Ireland	11.11	11.89	9.61	11.64
Belgium	0.27	0.38	0.23	0.23
7 Norway	2.98	3.02	2.07	2.50
8 Switzerland	2.83	2.68	2.11	2.62
9 Australia	14.09	17.22	11.64	12.54
10 Canada	14.37	16.05	12.00	12.15
11 Japan	0.40	0.44	0.36	0.53
12 Other Countries	50.08	58.56	43.58	65.71
II. Encashment and Profit in Pak. Rs. Of Foreign Exchange Bearer Certificates(FEBCs) and Foreign Currency Bearer Certificate(FCBCs)	0.00	0.00	0.00	0.00
TOTAL (I + II)	1283.41	1347.67	1129.70	1384.71

Contd.

**1.1 Country Wise Workers Remittances
(Including Hajj and War Compensation)**

(Provisional)
(Million US Dollars)

Item	Jan, 2014	Feb, 2014	Mar, 2014	Apr, 2014
I. Cash	1245.97	1209.54	1337.25	1311.83
1 USA	193.09	184.59	194.82	206.15
2 UK	169.67	156.23	166.46	166.07
3 Saudi Arabia	393.27	368.73	425.53	415.09
4 UAE	214.21	240.37	262.00	233.97
Dubai	95.14	117.39	132.08	107.00
Abu Dhabi	115.94	120.00	126.44	124.17
Sharjah	3.01	2.81	3.35	2.68
Other	0.12	0.17	0.13	0.12
5 Other GCC Countries	151.09	144.92	164.03	169.67
Bahrain	25.18	23.22	30.33	35.60
Kwait	54.54	52.40	58.95	56.57
Qatar	25.73	25.96	27.76	28.50
Oman	45.64	43.34	46.99	49.00
6 EU Countries	34.65	32.79	34.93	36.37
Germany	7.28	6.20	7.40	7.03
France	2.49	2.67	2.68	2.83
Netherland	0.39	0.28	0.40	0.42
Spain	6.58	5.80	5.60	5.74
Italy	2.22	2.48	2.57	2.66
Greece	1.03	1.04	1.17	1.27
Sweden	1.40	0.95	1.17	1.14
Denmark	1.76	1.66	1.62	1.89
Ireland	11.24	11.46	12.05	13.09
Belgium	0.26	0.25	0.27	0.30
7 Norway	2.54	2.25	2.22	2.07
8 Switzerland	2.17	2.41	1.98	2.29
9 Australia	11.77	12.39	11.47	14.18
10 Canada	12.49	11.37	10.91	11.72
11 Japan	0.79	0.61	0.75	0.65
12 Other Countries	60.23	52.88	62.15	53.60
II. Encashment and Profit in Pak. Rs. Of Foreign Exchange Bearer Certificates(FEBCs) and Foreign Currency Bearer Certificate(FCBCs)	0.00	0.00	0.00	0.00
TOTAL (I + II)	1245.97	1209.54	1337.25	1311.83

Contd

1.1 Country Wise Workers Remittances (Including Hajj and War Compensation)

Item	(Provisional)				
	(Million US Dollars)				
	May, 2014	Jun, 2014	Jul, 2014	Aug, 2014	Sep, 2014
I. Cash	1438.36	1499.28	1649.39	1328.71	1716.59
1 USA	214.74	222.34	257.08	199.01	235.99
2 UK	181.04	200.82	247.96	172.71	218.38
3 Saudi Arabia	451.14	471.88	454.47	396.90	495.63
4 UAE	290.91	295.63	352.89	284.90	394.10
Dubai	148.90	153.31	174.65	150.91	210.42
Abu Dhabi	138.79	138.66	174.57	129.35	175.10
Sharjah	3.07	3.57	3.56	4.35	8.47
Other	0.15	0.09	0.11	0.11	0.11
5 Other GCC Countries	164.01	168.62	179.76	152.17	213.11
Bahrain	28.79	23.83	30.00	25.63	34.87
Kawait	58.02	65.12	65.83	57.89	76.88
Qatar	26.80	27.84	29.28	21.97	37.08
Oman	50.40	51.83	54.65	46.68	64.28
6 EU Countries	39.06	37.42	44.32	33.14	34.05
Germany	8.55	6.45	7.69	6.44	7.53
France	2.74	2.62	3.09	2.54	2.71
Netherland	0.33	0.31	0.39	0.28	0.31
Spain	6.60	7.36	8.47	5.93	3.90
Italy	2.83	3.08	3.80	3.19	3.02
Greece	1.37	1.46	1.70	1.27	1.51
Sweden	1.12	1.10	1.36	1.09	1.20
Denmark	1.79	1.81	2.17	1.77	1.65
Ireland	13.34	12.86	15.17	10.20	11.83
Belgium	0.39	0.37	0.48	0.43	0.39
7 Norway	2.49	3.12	3.47	2.41	3.18
8 Switzerland	2.59	1.92	2.47	2.13	2.63
9 Australia	14.66	14.84	17.58	14.63	15.86
10 Canada	12.53	12.64	18.00	11.52	24.38
11 Japan	0.74	1.02	0.73	0.57	0.83
12 Other Countries	64.45	69.03	70.66	58.62	78.45
II. Encashment and Profit in Pak. Rs. of Foreign Exchange Bearer Certificates(FEBCs) and Foreign Currency Bearer Certificate(FCBCs)	0.00	0.00	0.00	0.00	0.00
TOTAL (I + II)	1438.36	1499.28	1328.71	1328.71	1716.59

Note: Item has been revised / extended by the State Bank of Pakistan.

Source: State Bank of Pakistan.

1.2 Month Wise Workers Remittances

(Million US \$)

Monthly Cash Inflow (Including Foreign Exchange Bearer Certificates & Foreign Currency Bearer Certificates)	2013-2014	2012-2013	YOY growth (percent)	
			2013-14	2012-13
Jul, 2013	1404.39	1204.71	16.57	9.89
Aug, 2013	1240.14	1258.98	-1.50	-3.93
Sep, 2013	1283.41	1135.42	13.03	27.52
Oct, 2013	1347.67	1365.1	-1.28	34.11
Nov, 2013	1129.7	1017.83	10.99	10.05
Dec, 2013	1384.71	1134.7	22.03	4.55
Jan, 2014	1,245.97	1,089.64	14.35	-1.89
Feb, 2014	1,209.54	1,028.38	17.62	-11.10
Mar, 2014	1,337.25	1,119.15	19.49	-2.10
Apr, 2014	1311.83	1215.9	7.89	6.56
May, 2014	1438.36	1185.65	21.31	-0.54
Jun, 2014	1499.28	1166.19	28.56	4.36
Monthly average for period Jul, 2013-Jun, 2014	1289.46	1156.98	11.45	6.37
Monthly Cash Inflow (Including Foreign Exchange Bearer Certificates & Foreign Currency Bearer Certificates)	2014-2015	2013-2014	YOY growth (percent)	
			2014-15	2013-14
July, 2014	1649.39	1404.39	17.45	16.57
Aug, 2014	1328.71	1240.14	7.14	-1.50
Sep, 2014	1716.59	1283.41	33.75	13.03
Jul - Sep, 2014	4694.69	3927.94	19.52	9.14
Monthly average for period Jul,2014 - Sep, 2014	1564.90	1309.31	19.52	11.16

1.3 Exchange Rates Pak. Rupees in Terms of One Unit of Foreign Currency

S. No.	Country/ Organization	Currency	Sep. 2013	Oct. 2013	Nov. 2013	Dec. 2013	Jan. 2014	Feb. 2014
1	Australia	Dollar	97.6648	100.9097	100.2731	96.0729	93.2613	94.2009
2	Bahrain	Dinar	279.5654	281.9690	285.4606	283.8701	279.7241	278.7992
3	Canada	Dollar	101.6134	102.4311	102.5316	100.5681	26.4223	95.0596
4	China	Yuan	17.2134	17.3915	17.6324	17.6120	17.4108	17.2685
5	Denmark	Krone	18.8494	19.4385	19.4547	19.6377	19.2378	19.2317
6	E.M.U.	Euro	140.4120	144.8968	145.0361	146.4302	143.4783	143.4432
7	Hong Kong	Dollar	13.5827	13.6985	13.8688	13.8002	13.5863	13.5414
8	I.M.F.	SDR	160.6440	163.6346	164.5673	164.8406	162.0227	161.9983
9	India	Rupee	1.6558	1.7240	1.7177	1.7310	1.6999	1.6901
10	Japan	Yen	1.0605	1.0862	1.0750	1.0336	1.0130	1.0286
11	Kuwait	Dinar	370.6494	376.3454	380.1142	378.7035	373.1346	372.4646
12	Malaysia	Ringgit	32.3951	33.3907	33.5868	32.9218	31.8574	31.7290
13	Newzeland	Dollar	85.5727	88.3773	88.8548	87.9384	87.1359	87.0799
14	Norway	Krone	17.6403	17.8483	17.7019	17.4305	17.1153	17.1654
15	Oman	Riyal	273.7584	276.1051	279.5254	277.9719	273.9097	273.0035
16	Qatar	Riyal	28.9651	29.2071	29.5723	29.4071	28.9746	28.8794
17	Singapore	Dollar	83.3388	85.3342	86.1643	84.9709	82.7815	82.9418
18	Sweden	Krona	16.2049	16.5989	16.3547	16.3485	16.2610	16.1716
19	Switzerland	Franc	113.8429	117.7568	117.7631	119.5790	116.5401	117.4797
20	Saudi Arabia	Riyal	28.0740	28.3231	28.6692	28.5333	28.1060	28.0151
21	U.A.E.	Dirham	28.6623	28.9166	29.2714	29.1336	28.6979	28.6036
22	U.K.	Sterling (Pound)	166.7399	171.0463	173.0049	175.0838	173.5253	173.9179
23	U.S.A.	Dollar	105.2488	106.1966	107.5054	106.9710	105.3857	105.0605

Contd.

1.3 Exchange Rates Pak. Rupees in Terms of One Unit of Foreign Currency

S. No.	Country/ Organization	Currency	Mar. 2014	Apr. 2014	May 2014	Jun. 2014	Jul. 2014	Aug. 2014	Sep. 2014
1	Australia	Dollar	90.6857	90.7979	91.7598	92.1739	92.6105	93.1544	92.7943
2	Bahrain	Dinar	265.1355	258.9241	261.7292	261.2900	261.8930	266.0866	271.8155
3	Canada	Dollar	90.0225	88.6796	90.5474	90.8801	92.0946	91.6475	93.0727
4	China	Yuan	16.1882	15.6531	15.7929	15.7856	15.8840	16.2515	16.6639
5	Denmark	Krone	18.5207	18.0304	18.1428	17.9406	17.9355	17.8815	17.7605
6	E.M.U.	Euro	138.1241	134.5193	145.3693	133.7878	133.7113	133.2126	132.1073
7	Hong Kong	Dollar	12.8843	12.5762	12.7174	12.6985	12.7245	12.9217	13.2087
8	I.M.F.	SDR	154.9027	151.1245	152.7428	151.9282	152.2646	153.0040	153.7461
9	India	Rupee	1.6407	1.6179	1.6618	1.6505	1.6447	1.6466	1.6844
10	Japan	Yen	0.9772	0.9507	0.9682	0.9645	0.9704	0.9720	0.9549
11	Kuwait	Dinar	355.1901	346.7845	350.5609	349.5088	349.9097	353.6401	357.7824
12	Malaysia	Ringgit	30.4454	29.9075	30.5113	30.5613	30.9624	31.5156	31.8403
13	Newzeland	Dollar	85.1932	83.9800	84.8648	84.8537	85.9952	84.3928	83.5295
14	Norway	Krone	16.6606	16.3013	16.5906	16.3080	15.9290	16.1499	16.1540
15	Oman	Riyal	259.6259	253.5559	256.3050	255.8793	256.4505	260.5614	266.1697
16	Qatar	Riyal	27.4690	26.8231	27.1080	27.0735	27.1242	27.5627	28.1551
17	Singapore	Dollar	78.8879	77.6694	78.7566	78.6521	79.3490	80.1959	81.0648
18	Sweden	Krona	15.6037	14.9075	15.0044	14.7260	14.4839	14.5123	14.3815
19	Switzerland	Franc	113.5311	110.3955	110.9855	109.8656	110.0846	109.9802	109.4509
20	Saudi Arabia	Riyal	26.6656	26.0031	26.2872	26.2470	26.2976	26.7017	27.2987
21	U.A.E.	Dirham	27.2225	26.5481	26.8420	26.8017	26.8516	27.2560	27.8701
22	U.K.	Sterling (Pound)	166.1010	163.0982	166.0195	166.2752	168.5664	167.0683	166.9160
23	U.S.A.	Dollar	99.9777	97.4928	98.5947	98.4679	98.6543	100.0897	102.3424

Note: Euro, a common currency of the 11 member countries of European Economic and Monetary Union (EMU) was introduced with effect from 1st January, 1999.

Source: State Bank of Pakistan.

2. CLIMATE

2.1 Temperature at Selected Stations

(In centigrade)

Stations	Murree		Rawalpindi/Islamabad		Jhelum		Lahore		Sargodha	
Height in meters above sea level	2167		507		232		213		187	
	Max.	Min.	Max.	Min.	Max.	Min.	Max.	Min.	Max.	Min.

Month:

Apr. 2013	18.1	8.5	29.6	14.9	33.0	17.6	34.0	19.8	32.2	19.9
May 2013	24.1	14.5	36.1	18.7	40.4	23.2	43.3	25.1	40.3	24.7
Jun. 2013	25.6	16.9	37.9	23.3	40.7	27.0	38.7	26.5	40.7	27.9
Jul. 2013	N.R	N.R	N.R	N.R	N.R	N.R	N.R	N.R	N.R	N.R
Aug. 2013	22.2	16.00	31.8	23.7	33.4	25.5	32.9	24.8	35.5	27.7
Sep. 2013	21.7	14.3	32.1	21.6	35.0	23.5	35.1	24.4	36.8	25.7
Apr. 2014	17.0	8.6	28.5	13.9	31.4	16.9	32.1	17.9	31.4	17.4
May 2014	21.5	11.8	40.0	25.0	35.9	21.6	32.1	17.9	42.0	28.3
Jun. 2014	26.7	16.9	38.8	22.7	41.8	25.8	41.2	27.3	43.3	29.0
Jul. 2014	23.6	16.8	34.9	24.9	36.4	26.6	36.5	26.4	37.3	28.0
Aug. 2014	23.8	15.6	33.9	23.2	35.9	25.1	36.2	25.9	36.7	27.1
Sep. 2014	22.0	13.1	31.6	21.1	33.4	23.8	32.9	25.2	31.3	18.9

Stations	Faisalabad		Multan		Bahawalpur		Hyderabad		Nawabshah	
Height in meters above sea level	183		122		116		40		37	
	Max.	Min.	Max.	Min.	Max.	Min.	Max.	Min.	Max.	Min.

Month:

Apr. 2013	34.1	19.6	34.4	20.5	35.5	20.1	37.3	21.1	38.5	21.3
May 2013	40.4	24.2	41.4	26.1	41.9	24.7	41.8	24.7	45.0	25.7
Jun. 2013	40.1	27.5	41.4	29.3	40.8	28.5	39.4	27.2	45.0	25.0
Jul. 2013	N.R	N.R	N.R	N.R	N.R	N.R	37.6	27.0	41.1	28.3
Aug. 2013	35.9	27.3	37.1	28.1	37.3	27.6	34.9	25.6	38.6	26.8
Sep. 2013	36.9	25.3	37.1	26.8	37.2	25.5	37.0	25.7	39.8	25.3
Apr. 2014	32.7	18.5	34.5	20.1	35.6	20.0	38.5	12.6	40.0	21.1
May 2014	37.1	23.6	38.3	24.7	39.0	25.0	41.0	25.5	43.0	25.0
Jun. 2014	41.8	28.1	41.8	30.3	43.2	29.5	40.8	27.7	45.4	28.9
Jul. 2014	38.0	27.7	38.9	29.4	39.6	29.4	37.6	27.3	41.8	28.0
Aug. 2014	37.8	27.1	38.3	28.2	32.8	27.0	36.2	26.1	39.5	27.1
Sep. 2014	34.1	24.5	36.3	26.1	36.1	25.6	36.4	25.0	39.4	25.2

Contd.

2.1 Temperature at Selected Stations

(In centigrade)

Stations	Jacobabad		Karachi A.P.		Peshawar		D.I.Khan		Saidu Sharif		Gilgit	
Height in meters above sea level	55		21		359		173		961		1459	
	Max.	Min.	Max.	Min.	Max.	Min.	Max.	Min.	Max.	Min.	Max.	Min.

Month:

Apr. 2013	36.2	22.5	34.0	24.2	29.7	16.8	32.2	18.0	25.9	12.5	25.6	10.3
May 2013	44.4	26.8	35.1	27.1	29.7	16.8	40.2	22.5	32.2	17.6	28.0	12.1
Jun. 2013	43.4	29.5	36.5	29.3	38.7	26.1	41.0	25.6	35.4	21.2	36.4	16.7
Jul. 2013	40.9	30.0	33.5	28.1	N.R	N.R	N.R	N.R	N.R	N.R	N.R	N.R
Aug. 2013	36.2	28.4	32.1	26.7	26.2	34.7	37.5	25.6	31.5	21.6	33.9	18.4
Sep. 2013	36.4	24.8	33.0	25.5	34.6	24.7	37.8	23.5	31.5	18.8	31.6	12.5

Apr. 2014	37.9	21.5	35.1	24.4	29.1	16.3	31.9	17.2	25.0	12.8	24.2	9.3
May 2014	41.9	25.9	35.9	27.0	33.9	21.3	37.6	21.7	29.8	15.9	35.2	14.1
Jun. 2014	45.4	28.8	36.5	29.2	33.9	21.3	42.6	25.5	43.0	29.0	34.5	14.5
Jul. 2014	41.1	29.1	34.0	28.3	36.7	27.3	38.8	25.6	35.6	23.8	35.7	18.3
Aug. 2014	38.0	26.9	33.7	27.0	36.2	25.6	38.4	25.1	33.5	21.6	34.1	16.9
Sep. 2014	36.9	25.4	33.8	26.8	34.8	29.4	37.1	23.3	32.4	19.0	29.9	12.7

Stations	Quetta (Samungli)		Zhub (Fortsandeman)		Khuzdar		Punjur		Dalbadin	
Height in meters above sea level	1600		1405		1231		980		848	
	Max.	Min.	Max.	Min.	Max.	Min.	Max.	Min.	Max.	Min.

Month:

Apr. 2013	N.R	N.R	N.R	N.R	27.7	16.8	31.0	17.0	N.R	N.R
May 2013	31.0	11.9	N.R	N.R	35.3	23.0	37.8	21.9	N.R	N.R
Jun. 2013	N.R	N.R	37.2	21.4	38.1	24.0	40.0	26.0	N.R	N.R
Jul. 2013	N.R	N.R	N.R	N.R	N.R	N.R	41.0	26.0	N.R	N.R
Aug. 2013	34.2	18.4	34.6	22.3	33.6	20.1	38.0	23.2	N.R	N.R
Sep. 2013	N.R	N.R	N.R	N.R	N.R	N.R	N.R	N.R	N.R	N.R

Apr. 2014	25.5	8.6	26.7	14.0	35.0	18.1	32.8	18.3	34.9	15.5
May 2014	36.0	18.6	38.0	23.3	40.0	26.4	37.1	21.7	44.0	26.8
Jun. 2014	36.0	18.6	38.0	23.3	40.0	26.4	41.0	27.1	44.0	26.8
Jul. 2014	37.5	22.0	38.0	25.1	39.2	26.2	40.0	27.0	44.0	24.1
Aug. 2014	35.7	20.1	36.0	22.5	36.0	23.7	38.3	25.2	42.8	23.6
Sep. 2014	33.0	16.1	36.1	21.1	32.7	20.6	36.0	22.0	41.0	20.5

N.R = Not received

Source: Pakistan Meteorological Department, Karachi.

2.2 Rainfall at Selected Stations

Stations	(In millimeters)										
	Murree	Rawalpindi/ Islamabad	Jhelum	Lahore	Sargodha	Faisal- abad	Multan	Bahawal- pur	Hyder- abad	Nawab- shah	Jaco- abad
Height in meters above sea level	2167	507	232	213	187	183	122	116	40	37	55
Year/month											
2009	1270.6	401.0	542.0	372.0	187.0	377.0	119.0	147.0	209.0	107.0	43.0
2010	1681.6	849.0	771.0	541.0	602.0	545.0	285.0	226.0	214.0	343.0	152.0
2011	1442.2	1079.0	748.0	903.0	710.0	544.0	180.0	164.0	404.1	309.0	293.3
2012	1515.0	1076.0	717.0	527.0	368.0	366.0	239.0	183.0	121.0	182.0	486.0
2013	1451.0	1732.0	924.0	1109.0	362.0	378.0	157.0	148.0	74.0	86.0	345.0
Apr. 2013	101.3	39.1	45.5	7.3	47.1	25.4	6.8	2.0	28.2	TR	12.0
May 2013	39.5	13.8	14.0	1.2	27.4	7.0	3.8	1.2	Tr.	0.0	0.0
Jun. 2013	303.2	94.0	83.0	136.0	59.8	98.6	33.3	55.5	Tr.	0.0	52.0
Jul. 2013	N.R	N.R	N.R	N.R	N.R	N.R	N.R	N.R	2.5	7.5	0.0
Aug. 2013	437.7	664.0	241.9	352.3	75.0	159.0	37.4	31.0	27.0	39.0	241.2
Sep. 2013	200.5	176.6	87.6	30.7	39.9	2.0	0.0	0.0	12.0	3.5	0.0
Apr. 2014	46.9	11.0	84.1	64.8	62.0	29.4	0.0	3.2	7.0	15.0	2.0
May 2014	151.1	31.0	73.5	50.1	31.0	5.0	66.7	21.6	0.0	31.6	1.0
Jun. 2014	103.8	32.0	25.1	50.1	38.2	3.0	0.0	0.0	0.0	0.0	3.2
Jul. 2014	288.3	73.0	123.3	43.4	120.7	52.0	71.0	18.3	14.0	1.3	0.0
Aug. 2014	140.2	208.4	158.4	56.7	97.8	15.0	26.0	4.0	1.2	11.4	4.0
Sep. 2014	301.6	444.0	240.0	451.2	12.0	234.5	3.0	4.7	0.0	0.0	0.0

Contd.

2.2 Rainfall at Selected Stations

(In millimeters)

Stations	Karachi Airport	Peshawar	D.I. Khan	Saidu Sharif	Gilgit	Quetta (Samungli)	Zhob (Fortsandeman)	Khuzdar	Punj-goor	Dalbadin
Height in meters above sea level	21	359	173	961	1459	1600	1405	1231	980	848

Year/month

2009	280.0	533.0	285.0	958.1	141.1	200.0	270.0	234.0	60.0	125.0
2010	373.0	839.0	756.0	1465.1	214.6	102.0	279.0	159.0	54.0	20.0
2011	290.6	568.0	281.0	853.7	158.7	246.5	40.5	286.6	138.0	64.9
2012	152.0	480.0	450.0	803.0	110.0	410.0	47.0	167.0	33.0	160.0
2013	169.0	551.0	327.0	954.0	153.0	53.0	66.0	479.0	101.0	23.0
Apr. 2013	30.0	85.0	8.1	67.0	5.6	N.R	N.R	46.7	24.0	N.R
May 2013	0.0	0.0	Tr.	38.0	50.0	2.0	N.R	0.2	0.0	N.R
Jun. 2013	Tr.	18.0	100.4	192.5	7.1	N.R	20.0	16.9	0.0	N.R
Jul. 2013	5.1	N.R	N.R	N.R	N.R	N.R	N.R	N.R	0.0	N.R
Aug. 2013	105.4	63.0	5.7	314.1	47.6	29.0	38.0	187.5	26.0	N.R
Sep. 2013	4.0	1.0	26.0	56.6	14.4	N.R	N.R	N.R	N.R	N.R
Apr. 2014	0.0	0.0	59.8	0.0	0.0	17.0	25.0	0.0	16.0	9.0
May 2014	1.3	20.0	8.0	95.1	40.0	0.0	0.0	0.0	0.0	44.0
Jun. 2014	Tr.	33.3	33.5	2.5	4.5	0.0	0.0	0.0	0.0	Tr.
Jul. 2014	1.1	54.0	59.0	69.1	21.1	0.0	15.2	44.7	0.8	1.3
Aug. 2014	9.9	54.0	2.7	94.4	17.0	0.0	8.0	21.8	0.0	0.0
Sep. 2014	1.4	4.0	4.2	71.9	22.4	0.0	22.0	0.0	0.0	0.0

Source: Pakistan Meteorological Department, Karachi.

N.R = Not received
 Tr. = Trace (Rainfall less than 0.1 mm)
 0.0 = No rainfall

3. ENERGY & MINING

3.1 Production of Crude Oil

(Barrels)

S.NO	Field	Jul.,14	Aug.,14	Sep.,14	Cumulative Total from July 2014
PUNJAB					
1	ADHI	205611	201552	136735	543898
2	BALKASSAR	9960	10709	11178	31847
3	BELA	0	1011	85	1096
4	BHALSYEDAN	352	337	308	997
5	BHANGALI	0	0	0	0
6	CHAK NAURANG	8215	8710	9040	25965
7	DAKHNI	27185	22015	12110	61310
8	DHODAK	1136	54	412	1602
9	DHULIAN	4916	4800	4330	14046
10	DHURNAL	3075	3093	3201	9369
11	Dommaill	0	0	0	0
12	FIMKASSAR	3379	3379	3270	10028
13	HALINI	0	24914	28267	53181
14	JOYAMIR	1135	1267	766	3168
15	KAL	8041	7595	7581	23217
16	KHAUR	158	149	152	459
17	MEYAL	9501	9877	9079	28457
18	MINWAL	0	0	0	0
19	MISSAKISWAL	666	926	940	2532
20	PARIWALI	15863	15830	15105	46798
21	PINDORI	8111	7598	7126	22835
22	RAJIAN	64350	55770	47265	167385
23	RATANA	18761	18131	16880	53772
24	RODHO SALSABIL	3645	3572	3396	10613
25	SADKAL	1358	1449	1400	4207
26	TOOT	10634	10288	9945	30867
27	TURKWAL	976	870	799	2645
28	GHAURI	40905	26035	11992	78932
	TOTAL	447933	439931	341362	1229226
SINDH					
1	AASSU	137074	129259	135284	401617
2	ADAM	5077	5329	4032	14438
3	ALI	433	635	195	1263
4	ALI ZAUR	0	0	0	0
5	BALUCH	11171	10920	3121	25212
6	BAQAR DEEP	0	0	0	0
7	BHATI / NAKURJI	11	2	77	90
8	BHIT	9087	9739	7624	26450
9	BIJORO	12118	9725	7833	29676
10	BILAL 1	0	0	0	0
11	BILAL NORTH	0	0	0	0
12	BOBI	37865	37670	28910	104445
13	BUKHARI	0	0	0	0
14	BUKHARI DEEP	70	39	0	109
15	BUZDAR UNIT	0	0	0	0
16	CHAK 2	8710	9560	5690	23960
17	CHAK 7A	1240	1240	1767	4247
18	DABHI (South)	2240	1943	1823	6006
19	DABHI (North)	4351	4069	3602	12022
20	DUPHRI	273	618	301	1192
21	FATEH SHAH	0	0	0	0
22	FATEH SHAH DEEP	0	0	0	0
23	FATEH SHAH NORTH	0	0	0	0
24	GHARO	4931	7371	5643	17945
25	GHUNGRO	2605	1715	3670	7990
26	GOLARCHI	0	0	0	0
27	GOPANG	0	0	0	0
28	HALIPOTA	5278	4880	5080	15238
29	HASEEB	0	0	0	0

Contd.

3.1 Production of Crude Oil

(Barrels)					
S.NO	Field	Jul.,14	Aug.,14	Sep.,14	Cumulative Total from July 2014
30	JABO	6215	6629	6437	19281
31	JABO NORTH	0	0	0	0
32	JAGIR	1856	2359	2388	6603
33	JALAL	0	0	0	0
34	JARAR DEEP	6112	7171	8391	21674
35	JHABERI SOUTH	2093	1445	1697	5235
36	JOGWANI	70	147	44	261
37	KADANWARI	932	912	438	2282
38	KAKJANI	0	0	0	0
39	KAMAL NORTH 1	7414	8211	8092	23717
40	KANDH KOT	221	268	246	735
41	KATO	0	0	0	0
42	KEYHOLE G	0	0	0	0
43	KHASKELI	6634	6152	5856	18642
44	KHASKELI DOWN THROWN	709	776	743	2228
45	KHASKELI NORTH	0	0	0	0
46	KHOREWAH	2584	2865	2886	8335
47	KHOREWAH DEEP	0	0	0	0
48	KOLI	3612	3341	2913	9866
49	KUNNAR	100885	93765	95052	289702
50	KUNNAR PASAKHI DEEP	35085	33973	29250	98308
51	LAGHARI	3292	3371	3350	10013
52	LASHARI CENTRE	18295	18370	18005	54670
53	LIARI	0	0	0	0
54	LIARI DEEP	0	0	0	0
55	LODANO	6412	6194	4806	17412
56	LODANO DEEP	20312	16492	13228	50032
57	MAKDUMPUR	3307	1847	1660	6814
58	MALAH	174	0	64	238
59	MARI	2261	2110	1572	5943
60	MATLI	0	0	0	0
61	MAZARANI	369	626	452	1447
62	MAZARI	9485	9439	8851	27775
63	MEWA	0	0	0	0
64	MEYUN ISMAIL DEEP	200	265	156	621
65	MEYUN ISMAIL	1070	894	832	2796
66	MIANO	902	923	482	2307
67	MISSAN	4530	4610	4420	13560
68	MISSRI	1873	1949	2090	5912
69	MOHANO	2559	2360	2256	7175
70	MOLLAN N	2460	2440	2380	7280
71	MUBAN	9031	8920	8501	26452
72	MULAKI	0	0	0	0
73	NAIMAT BASAL	0	0	0	0
74	NAIMAT WEST	14177	16146	13627	43950
75	NOORAI JAGIR	0	0	0	0
76	NORTH AKRI	2273	2533	2610	7416
77	NUR BAGHLA	2880	2986	2690	8556
78	PAKHRO	0	0	0	0
79	PANIRO	3489	4915	3718	12122
80	PASAKI	104390	104245	97570	306205
81	PASAKI N	23440	8935	21675	54050
82	PASAKI NORTH EAST	9085	24485	8785	42355
83	PIARO DEEP	185	129	129	443
84	PIR APAN	0	0	0	0
85	PIR AMAN	0	0	0	0
86	QABUL	0	0	0	0
87	QADIR PUR	21100	21390	21310	63800
88	RAHIM NORTH	41984	32337	25934	100255
89	RAJO	0	0	0	0
90	REHMAT	0	0	0	0
91	RIND	0	0	0	0
92	SAKHI	3729	4380	3919	12028
93	SAKHI DEEP	152	149	293	594

Contd.

3.1 Production of Crude Oil

(Barrels)					
S.NO	Field	Jul.,14	Aug.,14	Sep.,14	Cumulative Total from July 2014
94	SAKHI SOUTH DEEP	143	199	81	423
95	SAQIB	377	441	361	1179
96	SHAH DINO	0	0	0	0
97	SHEIKHANO	7515	6337	5629	19481
98	SHEIKHANO DEEP	4710	4220	4255	13185
99	SINJHORO	0	0	0	0
100	SONO	31770	31665	29580	93015
101	SONRO	43656	40833	46131	130620
102	SOUTH BUZDAR	507	578	563	1648
103	SOUTH BUZDAR DEEP	13705	17736	19183	50624
104	SOUTH MAZARI	10403	10979	10304	31686
105	SOUTH MAZARI DEEP	17035	17104	14976	49115
106	SUJAWAL	2173	1966	2070	6209
107	TAJEDI	2609	2884	2289	7782
108	TANDO ALAM	21305	21345	20675	63325
109	TANDO GHULAM ALI	644	598	512	1754
110	TANGRI	2798	2712	2722	8232
111	TANGRI DEEP	283	387	407	1077
112	THORA	21515	21410	19745	62670
113	TURK	2936	2251	2376	7563
114	TURK DEEP	1408	1414	1065	3887
115	UMER	0	0	0	0
116	ZAMZAMA	30692	29742	26757	87191
117	ZAUR	6327	6385	5024	17736
118	ZAUR DEEP	0	0	0	0
119	ZAUR SOUTH	0	0	0	0
120	BACHAL	2376	1792	1858	6026
121	SUMAR DEEP	14162	19518	24562	58242
122	JAKHRO	7800	8960	4325	21085
123	GAGANI	0	0	0	0
124	THEBO	13805	10721	8696	33222
125	MEHAR	86320	84790	90348	261458
126	BAKSH DEEP	3788	3780	2744	10312
127	SOHRAB DEEP	3929	7753	11691	23373
128	LATIF	956	1125	1235	3316
129	LUNDALI	0	0	0	0
130	MURID	60722	57562	57544	175828
131	SUTIARI DEEP	4170	1573	220	5963
132	SUHRAT	0	0	481	481
133	SALEH	0	0	0	0
134	DHANI	0	0	810	810
TOTAL		1150911	1124928	1073669	3349508
KHYBER .P.K					
					0
1	CHANDA	62695	61510	57835	182040
2	MAKORI	2674	2182	2100	6956
3	MAKORI EAST	456767	470596	470281	1397644
4	MAMIKHEL	43649	44032	37361	125042
5	MANZALAI	25135	25437	22549	73121
6	MARAMZAI	117298	118933	116146	352377
7	MELA	55340	59875	59865	175080
8	NASPHA	600701	598222	586779	1785702
9	SHEKHAN	0	0	0	0
10	TOLANG	0	0	0	0
TOTAL		1364259	1380787	1352916	4097962
BALOCHISTAN					
					0
1	ZARGHUN SOUTH	0	0	0	0
2	SUI	595	744	1194	2533
3	UCH	1349	1069	970	3388
TOTAL		1944	1813	2164	5921
GRAND TOTAL		2965047	2947459	2770111	8682617

3.2 Production of Natural Gas (MCFT)

(MCFT)

S.NO.	Field	Jul.,14	Aug.,14	Sep.,14	Cumulative Total from July 2014
PUNJAB					
1	ADHI	1291.49	1293.51	934.35	3519.35
2	BAHU	652.20	601.63	486.97	1740.80
3	BALKASSAR	1.42	1.75	1.86	5.03
4	BELA	39.66	13.70	9.23	62.59
5	BHANGALI	0.00	0.00	0.00	0.00
6	DAKHNI	1252.09	1202.51	677.66	3132.26
7	DHODAK	125.70	118.50	105.00	349.20
8	DHULIAN	72.85	72.85	61.86	207.56
9	DHURNAL	16.36	14.07	14.37	44.80
10	DOMAIL	0.00	0.00	0.00	0.00
11	FIMKASSAR	3.41	3.41	3.30	10.12
12	KAL	2.26	2.10	2.10	6.46
13	MEYAL	83.68	83.76	71.82	239.26
14	MISSAKISWAL	3.62	3.61	3.38	10.61
15	NANDPUR/PANJPIR	267.62	260.55	255.97	784.14
16	PARIWALI	202.49	202.66	187.46	592.61
17	PINDORI	20.96	19.96	18.44	59.36
18	RAJIN	23.98	23.10	19.67	66.75
19	RATANA	297.91	284.38	264.00	846.29
20	RODHO(SALSABIL)	517.79	503.01	485.77	1506.57
21	SADKAL	52.62	53.68	50.22	156.52
22	TOOT	25.13	24.11	23.53	72.77
23	TURKWAL	1.55	1.55	1.50	4.60
23	HALINI	0.00	21.97	27.10	49.07
TOTAL		4954.79	4806.37	3705.56	13466.72
SINDH					
1	ADAM	357.00	361.82	282.00	1000.82
2	ALI	86.53	87.62	82.92	257.07
3	ALI ZAUR	0.00	0.00	0.00	0.00
4	BADAR	384.85	383.93	345.94	1114.72
5	BALUCH	48.45	42.23	23.01	113.69
6	BAQAR DEEP	0.31	0.00	0.00	0.31
7	BHATTI/NAKURJI	24.22	22.44	22.11	68.77
8	BHIT&BADHRA	10068.00	9765.00	9366.00	29199.00
9	BIJORO	1.89	1.89	1.52	5.30
10	BILAL	0.00	0.00	0.00	0.00
11	BILAL NORTH	0.00	0.00	0.00	0.00
12	BLOCK-22	187.58	187.84	152.25	527.67
13	BOBI	534.30	524.10	389.50	1447.90
14	BUKHARI	0.00	0.00	0.00	0.00
15	BUKHARI DEEP	60.64	56.61	40.51	157.76
16	BUZDAR SOUTH	6.54	6.64	6.99	20.17
17	BUZDAR SOUTH DEEP	344.82	396.79	388.14	1129.75
18	BUZDAR UNIT	0.00	0.00	0.00	0.00
19	CHACHAR	27.00	26.93	17.00	70.93
20	CHAK 2	258.29	263.90	168.73	690.92
21	CHAK 7A	18.60	18.60	37.91	75.11
22	DABHI NORTH	2.07	2.28	1.95	6.30
23	DABHI SOUTH	8.82	11.35	15.74	35.91
24	DUPHRI	57.05	69.03	62.91	188.99
25	FATEH SHAH	0.00	0.00	0.00	0.00
26	FATEH SHAH NORTH	40.38	35.15	30.64	106.17
27	GHARO	0.75	0.98	0.75	2.48
28	GHUNGRO	2.41	1.29	3.05	6.75
29	GOLARCHI	12.46	12.67	12.26	37.39
30	GOPANG	12.00	12.00	8.00	32.00
31	HAIDER DEEP	3.19	0.65	8.19	12.03
32	HALIPOTA	19.87	16.53	19.96	56.36
33	HASEEB	359.11	270.37	141.25	770.73
34	JABO	11.67	11.34	12.78	35.79
35	JABO NORTH	0.00	0.00	0.00	0.00
36	JAGIR	1.18	1.10	0.96	3.24
37	JALAL	0.00	0.04	0.00	0.04
38	JARAR DEEP	290.90	290.04	280.81	861.75
39	JHABERI SOUTH	1.83	1.70	1.32	4.85
40	JOGWANI	50.67	41.58	33.99	126.24
41	KADANWARI	4837.00	4478.00	3923.00	13238.00

Contd.

3.2 Production of Natural Gas (MCFT)

(MCFT)

S.NO.	Field	Jul.,14	Aug.,14	Sep.,14	Cumulative Total from July 2014
42	KAMAL NORTH -1	38.34	32.83	27.96	99.13
43	KANDHKOT	5423.00	5226.81	4526.00	15175.81
44	KATO	2.53	1.87	0.91	5.31
45	KAUSAR	80.31	75.01	75.29	230.61
46	KEYHOLE G	0.00	0.00	0.00	0.00
47	KHASKHELI	6.60	6.20	5.98	18.78
48	KHASKHELI NORTH	0.00	0.00	0.00	0.00
49	KHASKHELI DOWN THROWN	0.66	0.65	0.46	1.77
50	KHOREWAH	212.78	214.17	186.69	613.64
51	KHOREWAH DEEP	24.66	14.30	22.57	61.53
52	KOLI	5.33	0.64	6.11	12.08
53	KOONJ-1A	47.58	47.39	43.98	138.95
54	KUNNAR	453.13	442.99	454.47	1350.59
55	KUNNAR PASAKHI DEEP	3769.72	3735.71	3096.36	10601.79
56	LAGHARI	5.02	5.28	5.07	15.37
57	LATIF	3006.00	3150.00	2979.20	9135.20
58	LIARI	3619.00	0.00	0.00	3619.00
59	LIARI DEEP	0.00	1.04	0.00	1.04
60	LODANO	53.75	52.33	40.92	147.00
61	LODANO DEEP	41.64	27.19	23.19	92.02
62	MAKHDUM PUR	24.93	26.94	26.24	78.11
63	MAKHDUM PUR DEEP	7.75	8.28	6.88	22.91
64	MALAH	0.30	0.02	0.00	0.32
65	MARI	18989.32	18991.40	17100.53	55081.25
66	MATLI	3.18	3.21	0.00	6.39
67	MAZARI	5.26	7.77	6.32	19.35
68	MAZRANI	158.00	155.71	150.00	463.71
69	MEVA	11.47	11.35	6.18	29.00
70	MEYUN ISMAIL	0.00	0.00	0.00	0.00
71	MEYUN ISMAIL DEEP	25.24	24.10	22.15	71.49
72	MIANO	2089.00	2056.00	1927.53	6072.53
73	MISSRI	3.72	3.65	3.35	10.72
74	MOHANO	1.27	1.23	1.23	3.73
75	MUBAN	1.89	2.48	2.48	6.85
76	MULAKI	0.00	0.00	0.00	0.00
77	NAIMAT BASAL	157.45	133.85	132.76	424.06
78	NAIMAT WEST	1416.54	1746.97	1464.45	4627.96
79	NANDO	33.63	31.48	17.31	82.42
80	NOORAI JAGIR	0.00	0.00	31.47	31.47
81	NORTH AKRI	0.83	0.80	0.79	2.42
82	NUR BAGHLA	196.58	198.48	180.50	575.56
83	NURPUR DEEP	36.98	34.76	0.00	71.74
84	PAKHRO	4.59	0.00	2.96	7.55
85	PANIRO	4.45	3.72	3.82	11.99
86	PASAKHI	20.62	20.62	19.95	61.19
87	PIARO DEEP	26.50	24.93	21.73	73.16
88	PIR	0.00	0.03	0.06	0.09
89	PIR APAN	0.00	0.00	0.00	0.00
90	QABUL	0.00	0.00	0.00	0.00
91	QADIRPUR	14425.66	14151.23	13679.33	42256.22
92	QASIM DEEP	145.03	147.30	154.66	446.99
93	RAHIM NORTH	108.77	108.34	120.62	337.73
94	RAJO	0.00	0.00	0.00	0.00
95	RAJPAN	0.00	0.00	0.00	0.00
96	REHMAN	313.24	312.12	300.66	926.02
97	REHMAT	0.00	0.00	0.00	0.00
98	RIND	0.00	0.00	0.00	0.00
99	SAKHI	0.00	0.00	0.00	0.00
100	SAKHI DEEP	31.61	31.80	29.70	93.11
101	SAKHI SOUTH DEEP	26.00	22.16	12.95	61.11
102	SAQIB	157.98	152.45	139.42	449.85
103	SARA/SURI	0.00	0.00	0.00	0.00
104	SARI HUNDI	56.82	51.31	36.23	144.36
105	SAWAN	0.00	3395.00	3210.10	6605.10
106	SHAH DINO	0.00	0.00	0.00	0.00
107	SHEIKHANO	8.47	5.09	6.65	20.21
108	SHEIKHANO DEEP	3.45	2.15	1.40	7.00
109	SINJHORO	0.00	0.00	0.00	0.00
110	SONRO	33.02	25.97	27.25	86.24

Contd.

3.2 Production of Natural Gas (MCFT)

(MCFT)

S.NO.	Field	Jul.,14	Aug.,14	Sep.,14	Cumulative Total from July 2014
111	SOUTH MAZARI	6.46	9.01	6.70	22.17
112	SOUTH MAZARI DEEP	114.18	85.09	36.50	235.77
113	SUJAWAL	304.85	308.39	287.98	901.22
114	TAJEDI	0.41	0.37	0.36	1.14
115	TAJJAL	224.00	224.00	207.60	655.60
116	TANDO GHULAM ALI	61.48	65.97	62.65	190.10
117	TANGRI	2.55	2.45	2.26	7.26
118	TANGRI DEEP	55.64	52.29	32.53	140.46
119	TURK	54.39	51.47	52.45	158.31
120	TURK DEEP	307.89	292.44	270.46	870.79
121	UMER	0.00	0.00	0.00	0.00
122	USMAN	114.13	111.13	110.99	336.25
123	ZAMZAMA	6423.00	6209.00	5550.00	18182.00
124	ZAUR	17.90	19.59	18.82	56.31
125	ZAUR DEEP	5.19	6.44	6.13	17.76
126	ZAUR SOUTH	0.00	0.00	0.00	0.00
127	ZAUR WEST	0.00	0.00	0.00	0.00
128	SUMAR DEEP	684.03	636.07	508.11	1828.21
129	BACHAL	9.93	5.31	6.71	21.95
130	JAKHRO	136.79	141.20	77.40	355.39
131	GAGANI	0.00	0.00	0.00	0.00
132	AASSU	14.66	13.28	13.62	41.56
133	AMDANI	0.00	0.00	0.00	0.00
134	LUNDALI	45.00	0.00	0.00	45.00
135	MARU-RETI	383.13	371.05	349.00	1103.18
136	MEHAR	970.91	1009.04	1067.59	3047.54
137	BAKSH DEEP	638.68	687.12	550.56	1876.36
138	SOHRAB DEEP	1197.01	1680.71	3641.68	6519.40
139	THEBO	129.85	101.82	106.97	338.64
140	DACHRAPUR	357.89	358.80	347.14	1063.83
141	JHOK	0.00	0.00	0.00	0.00
142	RAGNI DEEP	18.07	18.80	18.96	55.83
143	MURID	28.79	22.30	15.00	66.09
144	SUTIARI DEEP	1134.77	797.19	131.45	2063.41
145	DHANI			0.84	0.84
146	SUHRAT	0.00	15.35	61.90	77.25
TOTAL		86881.56	85625.23	79767.27	252274.06
KHYBER .P.K					0.00
1	CHANDA	127.65	127.98	115.28	370.91
2	MAKORI	86.60	86.23	69.58	242.41
3	MAKORI EAST	1817.07	1700.48	1959.65	5477.20
4	MAMIKHEL	1089.01	1091.44	1160.20	3340.65
5	MANZALAI	1964.34	1957.21	1792.75	5714.30
6	MARAMZAI	3170.23	3212.94	3049.18	9432.35
7	MELA	314.14	317.23	327.09	958.46
8	NASHPA	2253.35	2225.12	2200.60	6679.07
9	SHEKHAN	0.00	0.00	0.00	0.00
10	TOLANJ X	0.00	0.00	0.00	0.00
TOTAL		10822.39	10718.63	10674.33	32215.35
BALOCHISTAN					0.00
1	LOTI	714.37	715.75	675.61	2105.73
2	PIRKOH	443.20	424.14	438.95	1306.29
3	SUI	13105.00	13081.27	12639.00	38825.27
4	UCH	11912.40	11435.00	11720.50	35067.90
5	ZARGHUM SOUTH			0.00	0.00
TOTAL		26174.97	25656.16	25474.06	77305.19
GRAND TOTAL		128833.71	126806.39	119621.22	375261.32

3.3 Production of Crude Oil, Natural Gas and Electricity

Year / Month	Crude Oil (000 Barrels)	Natural Gas(MCFT)	Total	Electricity (Mn.Kwh)		
				Hydel	Thermal	Nuclear
2009-10	23706	1482846	94222	27927	63504	2791
2010-11	24041	1471590	86873	31781	52376	2716
2011-12	24573	1558960	67272	28431	53571	5270
2012-13	27841	1505839	86190	29687	51950	4553
2013-14	31585	149368	89883	31698	53283	4902
2013 Sep	2359	122440	9416	4087	4835	494
Oct	2489	124690	8205	2924	4748	533
Nov	2473	121995	7565	2473	4533	559
Dec	2614	129113	6848	1885	4457	506
2014 Jan	2687	128611	6286	867	4877	542
Feb	2448	114115	6129	1997	3705	427
Mar	2865	127962	6254	1589	4288	377
Apr	2779	121018	6225	1766	4078	381
May	2981	124753	6603	2755	3681	167
Jun	2873	122914	5208	3346	1841	21
Jul	2965	128833	8321*	3800	4374	420
Aug	2947	126806	8787*	4187	4148	511
Sep	2770	119621	8223*	3469	4261	493

* Provisional
r revised

Source: i) Directorate General of Petroleum concession
M/O Petroleum & Natural Resources Islamabad
ii) Electricity Generating Establishment.

3.4 Mineral Production

(Thousand Tonnes)

Year / Month	Marble	Arg Clay	Silica Sand	Gypsum	Lime Stone	Ordinary Stone(MT)	Rock Salt	Coal	Copper	Copper Blister (MT)**
2009-10	1065	4304	411	854	37137	6715	1944	3536	-	18121
2010-11	1069	4484	301	885	32021	6685	1954	3292	-	15672
2011-12	1751	4562	270	1260	35016	6540	2136	3179	-	17931
2012-13	2360	4513	356	1250	38932	945	2160	2809	-	12285
2013-14	2057	4933	268	1322	36462	2695	2220	3453	-	8864
2013 Sep	175r	410	24	103	2586	250	182	238	-	2190
Oct	124	485	19	90	3230	305	147	233	-	2133
Nov	244	432	29	135	2701	150	220	290	-	-
Dec	218	369	31	108	2896	150	208	255	-	-
2014 Jan	254	345	27	122	2902	155	206	312	-	-
Feb	108	239	20	99	2268	255	196	298	-	-
Mar	220	435	18	150	2851	260	218	312	-	-
Apr	164	487	16	117	3519	205	139	462	-	-
May	97	567	20	108	3979	260	204	447	-	-
Jun	185	517	32	145	4238	50	187	273	-	2331
Jul*	141	229	17	146	3013	155	195	217	-	-
Aug*	187	297	11	113	2773	102	142	162	-	-
Sep*	164	480	17	130	2868	126	201	261	-	-

**= Copper Blister for the months of July,08 to onward.

* Provisional

Contd.

3.4 Mineral Production

(Tonnes)

Year / Month	Iron ore	Bauxite	Barytes	Bentonite	Celestite	China Clay	Chalk	Chromite	Dolomite	Laterite
2009-10	447541	9031	57166	34596	160	22769	2939	257148	130408	181046
2010-11	329100	9033	31836	30840	-	16055	1100	148034	240111	298994
2011-12	384893	30223	48510	16520	-	21555	2749	179203	198392	293625
2012-13	408604	25288	118471	26077	-	22917	810	136443	335819	328067
2013-14	176290	31156	132379	40650	-	16191	1005	68094	673042	380166
2013 Sep	13158r	1324	11522	1468	-	2047	156	6844	32201	12216
Oct	22557r	2110	2048	1691	-	759	135	5109	23387	113021
Nov	11624	2218	14278	2162	-	846	123	5783	33384	31614
Dec	21386	3537	9183	4011	-	1151	141	5475	26868	20123
2014 Jan	26534	2772	4494	2374	-	636	65	7074	33570	26454
Feb	10979	2162	7555	4074	-	1627	-	3759	27659	18507
Mar	11710	2765	28300	1489	-	1046	74	3125	41993	23593
Apr	16567	4187	17063	4118	-	1178	10	5141	195146	17173
May	7658	4588	19040	8222	-	1025	15	6830	92335	27063
Jun	8257	2125	10707	9055	-	1522	10	5572	110814	33580
Jul*	21978	1303	2700	2208	-	718	-	5780	75113	27199
Aug*	9117	636	3500	2648	-	1524	-	6486	8559	55673
Sep*	19318	1039	4000	2214	-	863	200	6547	32069	18807

* Provisional

Contd.

3.4 Mineral Production

(Tonnes)

Year / Month	Feldspar	Fire Clay	Flourite	Fullers Earth	Magnesite	Magnese	Ocher	Ord Sand/Bajri Sand	Soap Stone	Sulphur
2009-10	54198	329055	290	11219	5159	1655	55352	-	53991	26641
2010-11	23254	274042	3156	4180	4908	785	36078	-	47561	27645
2011-12	53235	408187	6859	6906	5444	345	42107	-	55515	25560
2012-13	38218	454645	13344	4259	6705	290	37769	2141	93214	20610
2013-14	81858	458037	7469	6397	3725	3945	32634	3500	72234	35672
2013 Sep	13660	28968	267	484	446	510	3305	900	4654	2822
Oct	11715	48226	316	432	450	685r	2624	250	5468	2923
Nov	15343	40046	609	606	336	680	2677	600	10476	2750
Dec	6448	45651	657	380	448	600	2476	50	8363	3174
2014 Jan	1660	33765	853	906	380	--	2753	--	10331	3160
Feb	-	26862	799	938	--	--	1732	--	--	2874
Mar	-	34414	964	606	--	--	1772	--	436	3168
Apr	5628	44047	957	458	350	510	2089	--	8213	2968
May	8410	52713	576	338	378	360	3025	--	8661	3103
Jun	1215	47193	1088	457	406	560	4546	--	3043	2951
Jul*	3834	34394	515	1966	224	-	2036	-	11214	3125
Aug*	3048	21740	625	2326	210	400	403	-	7955	3018
Sep*	3441	29450	780	2040	217	200	402	-	5024	1723

* Provisional

4. HEALTH

4.1(a) Monthly Immunization Coverage Number of doses administered (0-11 months)children during 2014

Month(s)	BCG	OPV-0	OPV-1	OPV-2	OPV-3	Pentava- lent-1	Pentava- lent-2	Pentava- lent-3	Pneumo- 1	Pneumo- 2	Pneumo- 3	Measles- 1
Jan	525198	405746	497271	475564	456038	496598	472501	454779	475363	448038	430709	424624
Feb	503120	385213	482021	454397	440269	480933	451873	439446	448297	422985	409269	416515
Mar	514655	382458	510467	475154	460467	510264	474701	460935	480788	445640	432791	451966
Apr	487535	357367	493367	480592	470418	497255	479967	470089	463280	451386	442319	479451
May	458787	348140	452260	448345	445106	449792	447608	444123	417859	417049	414166	431932
Jun	462981	353342	431425	424896	432300	434424	427945	435313	405970	401532	411336	428978
Jul	480073	383700	430021	414551	418244	429940	414472	418136	408789	392877	397170	430867
Aug	539767	444242	491876	438896	437476	492088	439040	437708	469737	415834	415311	469963
Sep	540621	430256	508604	455405	435076	508866	455576	435305	487273	437025	416347	474108
Oct												
Nov												
Dec												
Total	4512737	3490464	4297312	4067800	3995394	4300160	4063683	3995834	4057356	3832366	3769418	4008404

Source : National Institute of Health, Islamabad.

4.1(b) Monthly Immunization Coverage
Number of doses administered (12-23 Months) children during 2014

MONTH	BCG	OPV-1	OPV-2	OPV-3	Pentavalent-1	Pentavalent-2	Pentavalent-3	Measles-2
Jan	937	1731	1329	2294	1775	1399	1097	343066
Feb	2463	1713	1233	3196	1712	1233	3191	343434
Mar	2594	2836	2077	1871	2783	2045	1835	370358
Apr	15914	4597	3817	3485	4592	3813	3459	399776
May	2078	1689	1403	1319	1685	1400	1253	339376
Jun	4393	1314	864	3022	3370	1208	1306	343568
Jul	1427	713	533	479	802	533	479	340692
Aug	3875	1048	510	574	1016	501	576	362174
Sep	3750	2142	1316	818	2137	1301	822	377989
Oct								
Nov								
Dec								
Total	37431	17783	13082	17058	19872	13433	14018	3220433

BCG = Bacillus of Chalmette and Guerin
 OPV = Oral Polio Vaccine

Source : National Institute of Health, Islamabad.

**4.1(c) Monthly Immunization Coverage
Number of TT doses administered to women during 2014**

MONTH	Pregnant Women					Childbearing age women				
	TT1	TT2	TT3	TT4	TT5	TT1	TT2	TT3	TT4	TT5
Jan	348508	302479	40183	12529	7776	43448	32770	18221	6293	3011
Feb	358886	296457	39583	12422	7052	46802	34019	18123	8487	3460
Mar	381528	313968	38741	12567	7206	47167	34609	18031	9089	4040
Apr	406729	328086	40546	11976	6498	46936	32837	17722	5806	3396
May	401078	324784	41523	12600	8195	39794	27087	18009	4880	2782
Jun	371594	325646	33212	10815	6801	34649	24673	13328	4907	2726
Jul	346746	311628	31189	9909	5898	35676	24698	13489	4471	2931
Aug	376260	299857	29227	9872	6489	35469	26227	14109	4312	2217
Sep	370078	310332	32998	10064	5953	38630	28060	15594	4962	2774
Oct										
Nov										
Dec										
Total	3361407	2813237	327202	102754	61868	368571	264980	146626	53207	27337

TT = Tetanus Toxioid

Source : National Institute of Health, Islamabad.

4.2 Monthly Report on HIV Treatment Centres May, 2014

S. No	Centre Name	Male		Female		Children		Transgender		Total	Total on ART
		Total	On ART	Total	On ART	Total	On ART	Total	On ART		
Federal											
1	PIMS, Islamabad	1491	594	285	143	29	9	2	0	1807	746
Punjab											
2	Mayo Hospital, Lahore	346	157	54	30	6	1	10	0	416	188
3	Services Hospital, Lahore	226	137	76	57	32	8	1	1	335	203
4	Peaditric Unit, Services Hospital, Lahore	0	0	0	0	152	71	0	0	152	71
5	Shaukat Khanum Hospital, Lahore	211	198	161	137	16	1	0	0	388	336
6	Jinnah Hospital, Lahore	642	284	206	114	0	0	21	10	869	408
7	DHQ Hospital, Sargodha	345	66	34	12	5	1	0	0	384	79
8	DHQ Hospital, D.G Khan	488	303	167	110	21	6	1	1	677	420
9	Allied Hospital, Faisalabad	232	131	24	15	0	0	0	0	256	146
10	Aziz Bhatti Hospital, Gujrat	320	191	204	146	0	0	0	0	524	337
Sindh											
11	Civil Hospital, Karachi	1917	564	195	128	27	0	27	9	2166	701
12	Peaditric Unit, Civil Hospital, Karachi	0	0	0	0	31	19	0	0	31	19
13	Indus Hospital, Karachi	257	124	67	32	0	0	0	0	324	156
14	Aga Khan Hospital, Karachi	0	0	0	0	26	18	0	0	26	18
15	Chandka Medical College Hospital, Larkana	424	249	97	58	14	2	0	0	535	309
Khyber Pakhtunkhwa											
16	Hayatabad Medical Complex, Peshawar	983	689	328	234	64	25	0	0	1375	948
17	KDA Hospital, Kohat	160	113	76	57	11	8	0	0	247	178
Balochistan											
18	Bolan Medical Complex, Quetta	162	79	32	18	9	7	0	0	203	104
Total		8204	3879	2006	1291	443	176	62	21	10715	5367

Source:- National Aids Control Programme, NIH, Islamabad.

4.3(a) Register Veterinary Medical Practitioner With PVMC- 2014

RVMP Registration for the year of 2014	Male	Female	D.V.M	M.Sc	M.Phil	Ph.D	Total
Jan	28	1	29	Nil	Nil	Nil	29
Feb	129	7	136	Nil	Nil	Nil	136
Mar	49	1	48	2	Nil	Nil	50
Apr	9	2	11	Nil	Nil	Nil	11
May	31	4	34	Nil	1	Nil	35
Jun	22	3	23	1	1	Nil	25
Jul	97	20	117	Nil	Nil	Nil	117
Aug	73	13	86	Nil	Nil	Nil	86
Sep	196	41	233	2	1	1	237
Oct							
Nov							
Dec							
Total	634	92	717	5	3	1	726

Total RVMP Registered since 1st January 2014 to 30th September 2014= 726
 Total RVMP Registered since 30th May 2000 to 30th September 2014= 8622

Source:- Pakistan Veterinary Medical Council, Islamabad.

4.3(b) Registered Animal Husbandry Graduate With PVMC- 2014

RVMP Registration for the year of 2014	Male	Female	B.Sc. (Hons) A.H	M.Sc.	Ph.D	Total
Jan	Nil	Nil	Nil	Nil	Nil	Nil
Feb	Nil	Nil	Nil	Nil	Nil	Nil
Mar	3	Nil	Nil	3	Nil	3
Apr	2	Nil	2	Nil	Nil	2
May	1	Nil	Nil	1	NIL	1
Jun	1	Nil	1	Nil	Nil	1
Jul	2	Nil	Nil	2	Nil	2
Aug	Nil	Nil	Nil	Nil	Nil	Nil
Sep	Nil	Nil	Nil	Nil	Nil	Nil
Oct						
Nov						
Dec						
Total	9	Nil	3	6	Nil	9

Total RAHG Registered since 1st January 2013 to 30th September 2014=09
 Total RAHG Registered since 30th May 2000 30th September 2014= 475

Source:- Pakistan Veterinary Medical Council, Islamabad.

4.4 Tuberculosis Report (FTI)
(Jul - Sep, 2014)

Provinces/Regions	TB Cases NSS+	CDR SS+**	TB All Types			CDR Total	% Treatment Success Rate* (TSR)
			Male	Female	Total		
Punjab	19722	55	23348	23537	46885	69	NA
Sindh	6588	44	6898	6570	13468	51	NA
K.P.K	3880	44	5113	5313	10426	61	NA
Balochistan	823	26	765	1041	1806	30	NA
F.A.T.A	269	17	405	453	858	30	NA
Gilgit Baltistan	53	12	173	258	431	50	NA
AJK	437	28	618	648	1266	44	NA
ICT	92	23	170	165	335	44	NA
Pakistan	31864	48	37490	37985	75475	61	NA

CDR : Case Deduction Rate

Source: National TB Control Programme NIH, Islamabad.

SS+ Sputum Smear Positive

* Available One Year Lag


** Based on revised WHO estimates.

5. MANUFACTURING

5.1 Quantum Index Numbers of Large-Scale Manufacturing Industries

Year/month	Manufacturing (Over all)	Selected Items						
		Vegetable Ghee	Tea Blended	Cigarettes	Cotton Yarn	Cotton Cloth	Jute Goods	Paper & Board
(2005-06=100)								
2010-11	111.14	94.81	103.43	101.97	115.43	112.89	89.16	95.79
2011-12	112.44	95.76	118.91	96.60	116.03	113.23	90.03	116.64
2012-13	117.04	98.88	141.83	105.05	118.51	113.86	98.39	135.35
2013-14	121.66	102.52	160.93	100.54	120.40	114.64	97.34	150.24
2013 Sep	112.65	98.96	147.45	102.18	119.83	114.58	102.87	159.06
Oct	111.88	97.80	152.91	98.15	120.21	114.71	91.45	168.41
Nov	138.40	105.29	172.19	96.36	119.55	114.05	104.05	153.92
Dec	134.08	101.91	182.11	97.31	120.16	114.32	112.15	128.22
2014 Jan	138.47	105.64	184.55	95.59	120.35	114.98	108.86	104.73
Feb	137.26	105.92	170.89	103.05	119.81	114.18	96.57	134.62
Mar	135.35	105.64	183.64	126.27	121.20	114.85	103.91	152.84
Apr	124.13	100.71	153.53	128.44	121.15	114.45	95.46	159.52
May	118.43	104.44	147.02	134.21	121.57	115.25	87.29	165.69
Jun	115.18	102.09	148.13	62.30	121.43	114.95	81.80	157.26
Jul	110.78	103.48	171.74	81.18	121.48	115.05	81.22	172.90
Aug	113.54	102.39	177.06	84.83	121.34	114.71	85.23	185.03
Sep	116.10	102.05	184.98	90.31	120.96	114.45	93.31	183.60

QUANTUM INDEX NUMBERS OF LARGE - SCALE MANUFACTURING INDUSTRIES



Contd.

5.1 Quantum Index Numbers of Large-Scale Manufacturing Industries

Year/month	Selected Items				
	Cement	Auto Mobile	Fertilizers		
			Nit Fertilizer	Phos Fertilizer	Total
(2005-2006=100)					
2010-11	154.69	103.80	126.93	93.26	96.29
2011-12	159.22	107.31	121.21	93.91	96.37
2012-13	167.29	93.54	133.94	88.40	92.49
2013-14	168.62	91.15	137.52	104.81	107.75
2013 Sep	174.79	88.48	120.03	158.03	123.45
Oct	163.54	91.42	117.30	164.10	121.51
Nov	158.50	83.83	105.93	148.26	109.74
Dec	176.15	85.16	105.78	151.01	109.85
2014 Jan	161.99	96.02	101.55	36.39	95.69
Feb	158.11	90.71	91.81	74.85	90.29
Mar	190.11	104.11	101.32	168.11	107.33
Apr	183.90	96.27	97.74	136.83	101.26
May	178.09	99.76	95.53	159.01	101.25
Jun	188.49	89.15	101.84	149.22	106.10
Jul	113.16	76.41	107.43	147.60	111.04
Aug	154.62	101.32	112.84	155.77	116.70
Sep	180.48	115.74	103.18	156.67	108.00

5.2 Production of Manufacturing Items

Year/month	Vegetable Ghee (i)		Sugar (i)		Tea Blended (ii)	
	No. of reporting factories	Production (Tonnes)	No. of reporting factories	Production (Tonnes)	No. of reporting factories	Production (Tonnes)
(2005-06=100)						
2010-11	87	1091810	78	4168721	5	65782
2011-12	87	1102861	78	4634093	5	75628
2012-13	87	1138754	78	5073501	5	90201
2013-14	87	1180619	78	5582353	5	102352
2013 Sep	87	94976	78	0	5	7578
Oct	87	93859	78	0	5	7785
Nov	87	101049	78	61050	5	9126
Dec	87	97806	78	1244932	5	9652
2014 Jan	87	101386	78	1495573	5	9781
Feb	87	101649	78	1418391	5	9057
Mar	87	101386	78	904594	5	9733
Apr	87	96650	78	398546	5	8137
May	87	100232	78	27388	5	7792
Jun	87	97978	78	31879	5	7851
Jul	87	99151	78	0	5	9102
Aug	87	98261	78	0	5	9384
Sep	87	97934	78	0	5	9804

Contd.

5.2 Production of Manufacturing Items

Year/month	Beverages (iii) *		Cigarettes (ii)	
	No. of reporting factories	Production (000 litres)	No. of reporting factories	Production (Million Nos.)
(2005-2006=100)				
2010-11	...	1490983	14	65403
2011-12	...	1812430	14	61954
2012-13		2077729	14	67377
2013-14		2510288	14	64482
2013 Sep	...	210258	14	5461
Oct	...	188662	14	5246
Nov		174745	14	5150
Dec		110677	14	5201
2014 Jan		126472	14	5109
Feb		172437	14	5508
Mar		227109	14	6749
Apr		233995	14	6865
May		262614	14	7173
Jun		252283	14	3330
Jul		274080	14	4339
Aug		326267	14	4534
Sep		296258	14	4827

*** Not available

* In the new base 2005-06 Beverages has been replaced by soft drinks, juices, syrups and squashes and liquors.

Source: (i) Ministry of Industries & Production.
(ii) Provincial Bureaus of Statistics.
(iii) Central Board of Revenue.

Contd.

5.2 Production of Manufacturing Items

Year/ month	No. of reporting factories	Cotton Textiles (Mills sector)												
		Capacity installed			Capacity worked			Spindle hours worked (Mn. No.)	Looms hours worked (Mn.No.)	Rotors hours worked (Mn.No.)	Consump- tion of Raw Cotton (Tonnes)	Total Yarn Produ- ction (Tonnes)	Surplus Yarn (Tonnes)	Total Prod- uction of Cloth(000) (Sq.m)
		No. of Spindles (000)	No. of Looms (000)	No. of Rotors (000)	No. of Spindles (000)	No. of Looms (000)	No. of Rotors (000)							
2007-08	427	11834	8	203	9960	4	124	76400	21	512	3159170	2809383	2700283	1016390
2008-09	369	10514	9	153	9406	4	71	75408	24	485	2638235	2274347	2327217	1019183
2009-10	439	11392	7	195	10632	5	140	6221	2	40	3372364	2880970	2768071	1004587
2010-11	433	11421	7	195	10757	5	143	6903	2	40	3405727	2956972	1006567	1029672
2011-12		10994	7	161	9885		100							
2012 Jan	373	10994	7	161	9963	5	103	6498	2	40	231500	201000	82283	85250
Feb	373	10994	7	161	9925	5	103	6300	2	40	230575	200500	88197	85000
Mar	373	10994	7	161	9887	5	103	6382	2	40	231380	201200	88304	85350
Apr	373	10994	7	161	9906	5	104	6400	2	41	228850	199000	89483	85050
May	373	10994	7	161	9806	5	104	6491	2	41	222080	198000	89766	84500
Jun	373	10994	7	161	9893	5	103	6401	2	40	223070	198200	88626	84200
Jul	373	10994	7	161	9906	5	104	6301	2	42	236841	217900	82358	85520
Aug	373	10994	7	161	9893	5	104	6398	2	41	236640	218263	81553	85500
Sep	373	10994	7	161	9809	5	104	6400	2	40	238548	156904	81600	85600
Oct	373	10994	7	161	9893	5	109	6491	2	41	238290	219111	85590	85750
Nov	373	10994	7	161	9886	5	111	6401	2	40	237899	218935	83431	85500
Dec	373	10995	8	171	9892	5	120	6491	2	41	238456	219669	82792	85458

Contd.

5.2 Production of Manufacturing Items

Year / month	Cotton Cloth (Mills Sector) (Thousand square metres)															Grand Total
	Fine					Medium					Coarse					
	Grey	Bleached	Dyed & Printed	Blended	Total	Grey	Bleached	Dyed & Printed	Blended	Total	Grey	Bleached	Dyed & Printed	Blended	Total	
2007-08	318397	17800	80925	41347	458469	97785	38207	212153	6803	354948	130590	18053	47859	6588	193090	1006507
2008-09	323350	20706	80446	42402	466904	101250	38695	204411	6839	351195	130882	17981	45775	6946	201584	1019683
2009-10	323595	31995	61290	44402	451282	101895	39541	204656	7839	353931	131728	18826	46620	7200	204374	1009587
2010-11	324931	23331	62626	45202	491745	103231	40877	205992	8239	351655	133064	20162	47956	7228	186272	1029672
2011-12	28205	2966	6454	4228	431006	9729	3341	14382	580	343794	19832	822	7292	686	183902	1018702
2012 Jan	--	--	--	--	40810	--	--	--	--	28843	--	--	--	--	15597	85250
Feb	--	--	--	--	40710	--	--	--	--	28768	--	--	--	--	15522	85000
Mar	--	--	--	--	10860	--	--	--	--	28868	--	--	--	--	15622	85350
Apr	--	--	--	--	40760	--	--	--	--	28768	--	--	--	--	15522	85050
May	--	--	--	--	40510	--	--	--	--	28618	--	--	--	--	15372	84500
Jun	28205	2966	6454	4228	41853	9729	3341	14382	580	28032	9916	411	3646	343	14316	84201
Jul	--	--	--	--	40920	--	--	--	--	28923	--	--	--	--	15677	85520
Aug	--	--	--	--	40710	--	--	--	--	28768	--	--	--	--	15522	85000
Sep	--	--	--	--	40895	--	--	--	--	29475	--	--	--	--	12530	85600
Oct	--	--	--	--	40926	--	--	--	--	28985	--	--	--	--	15839	85750
Nov	--	--	--	--	40910	--	--	--	--	28918	--	--	--	--	15672	85500
Dec	--	--	--	--	43110	--	--	--	--	28032	--	--	--	--	14316	85458

Source: Textile Commissioner's Organization.

Contd.

5.2 Production of Manufacturing Items

Year / month	No. of reporting factories	Jute Textiles									Raw Jute consumed (Bales)
		Capacity installed		Capacity worked		Production (Tonnes)					
		No. of Spindles	No. of Looms	No. of Spindles	No. of Looms	Total	Hessian	Sacking	Others		
(2005-2006=100)											
2010-11	10	36076	1851	25327	1044	93174	18218	62630	12326	571874	
2011-12	94087	15960	67138	10989	...	
2012-13						102820	12748	77188	12884		
2013-14						101722	15142	71339	15241		
2013 Sep	10	36392	1765	23730	991	8959	1290	6445	1224	50939	
Oct	10	36392	1735	23507	969	7964	1178	5599	1187	47352	
Nov	10	36392	1755	23354	971	9061	1354	6329	1378	21961	
Dec	10	36392	1755	23476	1021	9767	1450	6967	1350	54772	
2014 Jan	10	36392	1755	23476	1021	9482	1467	6644	1371		
Feb	10	36392	1755	23476	1021	8410	1349	5953	1108		
Mar	10	36392	1755	23476	1021	9049	1421	6206	1422		
Apr	10	36392	1755	23476	1021	8313	1047	6077	1189		
May	10	36392	1755	23476	1021	7602	992	5225	1385		
Jun	10	36392	1755	23476	1021	7124	987	4876	1261		
Jul	10	36392	1755	23476	1021	7073	968	4883	1222		
Aug	10	36392	1755	23476	1021	7422	1044	5200	1178		
Sep	10	36392	1755	23476	1021	7422	1043	5619	1464		

Contd.

5.2 Production of Manufacturing Items

Year/month	Paper		Paper Board	
	No. of reporting factories	Production (Tonnes)	No. of reporting factories	Production (Tonnes)
(2005-2006=100)				
2010-11	19	228675	26	206065
2011-12	19	246342	26	283025
2012-13	19	232361	26	381938
2013-14	19	214298	26	467541
2013 Sep	19	19680	26	40608
Oct	19	24219	26	39473
Nov	19	15798	26	42416
Dec	19	15559	26	32933
2014 Jan	19	15079	26	24532
Feb	19	15616	26	35296
Mar	19	18042	26	39764
Apr	19	19918	26	40414
May	19	17600	26	45065
Jun	19	16596	26	42882
Jul	19	20490	26	41221
Aug	19	16782	26	43092
Sep	19	18398	26	43773

Contd.

5.2 Production of Manufacturing Items

Year / month	Chemicals (Tonnes)				
	No. of reporting factories	Soda Ash (i)	Caustic Soda (i)	Sulphuric Acid (ii)	Chlorine Gas (ii)
(2005-2006=100)					
2010-11	12	378048	172031	114773	15157
2011-12	12	370743	179097	100403	15770
2012-13	12	366238	182869	89431	15495
2013-14	12	409148	167465	85773	14902
2013 Sep	12	31895	15771	7622	1350
Oct	12	32890	17952	7050	1243
Nov	12	32182	15324	7223	1256
Dec	12	34394	13758	10286	1202
2014 Jan	12	34048	11554	7153	1080
Feb	12	31205	11352	3555	1287
Mar	12	35034	14068	7868	1291
Apr	12	38225	13995	6362	1302
May	12	40138	15087	6176	1110
Jun	12	33788	13613	6171	1099
Jul	12	37942	14146	6491	1176
Aug	12	37603	15203	6143	1052
Sep	12	37030	15033	10997	1154

Contd.

5.2 Production of Manufacturing Items

Year/month	Chemical Fertilizers (Tonnes) (i)						Paints & Varnishes Solid(iii)		Paints & Varnishes Liquid (iii)	
	No. of reporting factories	Urea	Super Phosphate	Ammonium Nitrate	Nitro Phosphate	DI.Amm. Phosphate	No. of reporting factories	Production (Tonnes)	No. of reporting factories	Production (000 Ltrs.)
(2005-2006=100)										
2010-11	11	4552068	173250	275061	252335	663782	102	25673	169	48924
2011-12	11	4470662	114727	432290	337624	622649	102	23026	169	38371
2012-13	11	4215088	79304	401270	291922	729917	102	28048	169	40528
2013-14	11	4930283	87754	519104	447168	693142	102	36714	169	43908
2013 Sep	11	458528	5940	62549	53909	63715	102	2786	169	3146
Oct	11	447093	10184	56367	55425	63623	102	3137	169	3276
Nov	11	423461	126634	40477	30840	66748	102	2899	169	3258
Dec	11	420412	4487	40345	32682	68824	102	3197	169	3359
2014 Jan	11	399378	3220	40155	33340	3332	102	3066	169	3345
Feb	11	361536	7530	36243	28658	25371	102	2933	169	3324
Mar	11	384791	9283	54016	43333	70699	102	3003	169	3449
Apr	11	382988	8557	45422	28230	60142	102	3805	169	3636
May	11	375283	8805	37416	37673	70514	102	3428	169	4124
Jun	11	404825	6006	35530	31123	66555	102	3485	169	4143
Jul	11	428831	6384	36104	33064	65480	102	3765	169	3656
Aug	11	451284	6050	35857	34109	69156	102	3715	169	3652
Sep	11	406817	5829	35302	34704	67786	102	3715	169	3652

Source: (i) M/o. Industries & Production.
(ii) Provincial Bureau of Statistics.

Contd.

5.2 Production of Manufacturing Items

Year/ Month	No. of Reporting Refineries	Petroleum Products (000 Ltrs.)											Total Petroleum Products
		Jet Fuel	Kerosene	Motor Spirit	High Speed Diesel	Diesel Oil N.O.S.	Furnace Oil	Lubri- cating Oil	Jute Batching Oil	Solvent- Neptha	L.P.G.	Petroleum Products N.O.S.	
(2005-2006=100)													
2010-11	4	1054216	143637	1695852	3851414	51700	2566930	221456	3356	1052751	343250	289826	11274387
2011-12	4	890346	156877	1687118	3828574	30230	2282991	234177	3526	923630	341611	264025	10643104
2012-13	4	936028	179871	2056737	4583975	40041	2777820	224823	3489	898671	420457	272492	12394404
2013-14	4	995514	175699	2171499	5088237	60893	3041178	224608	2789	1008195	380597	279584	13428792
2013 Sep	4	70037	16809	173829	384145	3595	234289	20121	232	78242	28213	25041	1034551
Oct	4	86145	15789	175327	433481	3985	257260	20552	140	75858	30824	21331	1120693
Nov	4	70876	13110	181655	422551	5665	261431	18230	331	60423	34178	23960	1092413
Dec	4	91056	13059	187469	387624	5466	254891	17784	282	70176	31413	24899	1084125
2014 Jan	4	87709	6447	168542	405360	3932	253617	17693	276	86247	31512	17646	1079062
Feb	4	91912	8094	173268	417692	6812	282719	18261	315	90241	29481	18979	1138133
Mar	4	91623	24148	18569	418888	7283	256768	18947	219	90270	33236	22323	1150274
Apr	4	85369	14765	178814	397713	3229	219221	14657	161	80408	33942	23429	1050707
May	4	89272	14103	185150	463937	5423	262438	18825	210	102845	28378	26641	1197222
Jun	4	83665	13610	176693	447409	6833	255248	18448	219	111836	30599	29835	1184394
Jul	4	83904	14512	192238	440777	3302	256875	18337	175	91045	33593	21029	1155787
Aug	4	81008	15494	193424	424952	5136	248923	15888	144	84769	28993	19408	1118140
Sep	4	84429	17143	168826	391629	6281	235241	19587	255	84411	28699	22454	1058959

Source: Oil companies advisory committee (OCAC)

Contd.

5.2 Production of Manufacturing Items

Year/month	Manufacture/Assembly of Automobiles (Nos.) (i)							Bicycles (ii)	
	Cars	Jeeps (4x4)	Light commercial vehicles	Trucks	Buses	Motor Cycles	Tractors	No. of reporting factories	Production (Nos.)
(2005-2006=100)									
2010-11	133972	883	19142	2810	490	1638457	70855	5	345272
2011-12	154255	451	20929	2597	568	1649532	48152	5	262096
2012-13	120332	1475	14517	1923	522	1675071	50871	5	232979
2013-14	116281	1217	17477	2674	559	1728137	34524	5	205448
2013 Sep	8959	80	1485	168	75	146485	2592	5	19505
Oct	9152	92	2047	189	92	140004	3302	5	16194
Nov	8072	87	3191	206	22	141038	3816	5	21094
Dec	7982	61	1121	217	30	138820	4850	5	19224
2014 Jan	10808	123	1429	203	54	156803	1651	5	17692
Feb	10318	71	1504	237	60	143195	1275	5	19080
Mar	11480	112	1628	303	35	156607	3401	5	16436
Apr	10726	79	1349	256	26	138110	4007	5	16018
May	10561	181	1308	253	30	155374	4025	5	18012
Jun	9637	127	1465	358	57	137521	1775	5	17881
Jul	7056	70	1257	216	45	144011	2062	5	12226
Aug	11170	120	1441	374	51	146905	3204	5	18178
Sep	12464	143	1671	430	49	140955	6630	5	20912

Contd.

5.2 Production of Manufacturing Items

Year/month	Steel Products (Tonnes) (i)					
	Coke	Pig iron	Billets	H.R. sheets/ strips/plates/ coils	C.R. sheets/ strips/plates/ coils	Galvanized sheets
(2005-2006=100)						
2010-11	301701	433104	3913	358597	87946	5440
2011-12	192876	249135	1403	180087	25910	0
2012-13	203359	201489	0	14969	2383	0
2013-14	31924	89433	0	11605	2484	0
2013 Sep	7071	10560	0	1474	1849	0
Oct	0	5144	0	8069	0	0
Nov	0	3904	0	0	0	0
Dec	0	4027	0	3551	0	0
2014 Jan	0	4240	0	2784	0	0
Feb	0	7755	0	8159	0	0
Mar	0	4800	0	2440	898	0
Apr	0	2176	0	0	0	0
May	0	9420	0	8388	0	0
Jun	0	9676	0	2086	1155	0
Jul	15930	10398	36	7675	0	0
Aug	14345	14191	0	9269	1427	0
Sep	23090	25486	1113	17876	0	0

Contd.

5.2 Production of Manufacturing Items

Year/month	Cycle Tyres (i)		Cycle Tubes (i)		Motor tyres (ii)		Motor tubes (ii)		Cement (ii)	
	No. of reporting factories	Production (000 Nos.)	No. of reporting factories	Production (000 Nos.)	No. of reporting factories	Production (000 Nos.)	No. of reporting factories	Production (000 Nos.)	No. of reporting factories	Production (000 MT)

(2005-2006=100)

2010-11	9	2879	9	6534	4	9222	4	19108	21	28716
2011-12	9	3431	9	6846	4	7011	4	20338	21	29557
2012-13		3429	9	7746	4	7864	4	20269	21	31055
2013-14		4067	9	8033	4	8770	4	20837	21	31303
2013 Sep	9	314	9	692	4	726	4	1712	21	2704
Oct	9	345	9	669	4	717	4	1717	21	2530
Nov	9	349	9	709	4	765	4	1809	21	2440
Dec	9	338	9	715	4	806	4	1729	21	2711
2014 Jan	9	340	9	668	4	741	4	1736	21	2506
Feb	9	345	9	673	4	739	4	1738	21	2446
Mar	9	338	9	675	4	748	4	1739	21	2941
Apr	9	343	9	655	4	730	4	1738	21	2845
May	9	327	9	679	4	771	4	1763	21	2755
Jun	9	352	9	641	4	715	4	1755	21	2916
Jul	9	339	9	684	4	772	4	1766	21	2060
Aug	9	380	9	752	4	709	4	1730	21	2392
Sep	9	326	9	706	4	722	4	1731	21	2792

Source:(i) Provincial Bureaus' of Statistics.
(ii) M/o. Industries & Production.

Contd.

5.2 Production of Manufacturing Items

Year/month	No. of reporting factories	Electric Bulbs (iii) Production (000 Nos.)	No. of reporting factories	Electric Tubes (iii) Production (000 Metres)
2010-11	6	79610	2	1180
2011-12	6	78981	2	1266
2012-13	6	79743	2	0
2013-14	6	75528	2	0
2013 Sep	6	6657	2	0
Oct	6	7440	2	0
Nov	6	7495	2	0
Dec	6	6670	2	0
2014 Jan	6	5661	2	0
Feb	6	5330	2	0
Mar	6	6053	2	0
Apr	6	5777	2	0
May	6	5254	2	0
Jun	6	5311	2	0
Jul	6	4682	2	3
Aug	6	4730	2	4
Sep	6	5825	2	5

 Contd.

5.2 Production of Manufacturing Items

Year/month	Sewing Machines (ii)		Electric Motors (ii)		Electric Transformers (ii)		T.V. Sets (iii)	
	No. of reporting factories	Production (Nos.)	No. of reporting factories	Production (Nos.)	No. of reporting factories	Production (Nos.)	No. of reporting factories	Production (Nos.)
(2005-2006=100)								
2010-11	7	47026	23	10469	10	13691	14	425592
2011-12	7	39603	23	9126	10	23683	14	268801
2012-13	7	32876	23	7539	10	26411	14	462938
2013-14	7	19845	23	9891	10	11363	14	426374
2013 Sep	7	540	23	912	10	529	14	32291
Oct	7	1211	23	945	10	155	14	34706
Nov	7	1718	23	841	10	717	14	35393
Dec	7	1685	23	747	10	822	14	35100
2014 Jan	7	1999	23	781	10	783	14	37597
Feb	7	1869	23	782	10	694	14	36951
Mar	7	1600	23	874	10	772	14	39931
Apr	7	707	23	877	10	1106	14	34491
May	7	2692	23	879	10	1247	14	34997
Jun	7	2595	23	847	10	1366	14	34718
Jul	7	2032	23	752	10	1939	14	34375
Aug	7	1551	23	814	10	2548	14	36024
Sep	7	583	23	807	10	2822	14	36447

Source: (i) M/o. Industries & Production
(ii) Provincial Bureaus of Satistics
(iii) Pakistan Electronic Manufacturer Association(PEMA)

6. MONEY & CREDIT

6.1 Reserve Money

(Million Rupees)

Components	2009-10	2010-11	2011-12	2012-13	2013-14
A. Currency in Circulation	1295385	1501411	1673746	1,939,267	2177873
B. Cash in Tills	87673	104852	110055	110,867	139490
C. Other Deposits with SBP	6663	10145	8899	10,523	13147
D. Bank Deposits	289566	349434	396172	475,648	530746
Reserve Money (A+B+C+D)	1679287	1965842	2188872	2,536,305	2861256
Factor affecting Reserve Money (RM)					
A. Government Sector(1+2)	1224942	1222060	1727905	2235863	2432250
1. Budgetary Borrowings	1208651	1200660	1706008	2,212,823	2409794
2. Others	16291	21400	21897	23,040	22456
B. Non-Govt. Sector (1+2+3)	306625	309342	284061	295,111	494563
1. Claims on Scheduled Banks (a+b+c+d+e)	312680	315182	288789	300,649	500041
a. Agriculture Sector	55483	53228	52131	52,278	51923
b. Industrial Sector	42107	41943	42336	41,057	42833
c. Export Sector	185541	190460	164768	177,756	160553
d. Housing Sector	--	--	--	--	--
e. Others	29549	29551	29554	29,557	244731
2. Claims on NBFIs	17628	18075	19187	18,537	18597
3. Special a/c debt Repayment	-23683	-23915	-23915	-24,075	-24075
C. Other Items (Net)	-231152	-179695	-211666	-128,620	-555023
D. Net Domestic Assets (A+B+C)	1300415	1351707	1800300	2,402,354	2371790
E. Net Foreign Assets	378872	614134	388572	133,951	489467
F. Reserve Money (D+E)	1679287	1965841	2188872	2,536,305	2861256

Contd.

6.1 Reserve Money

(Million Rupees)

Components	2013			
	Sep.	Oct.	Nov.	Dec.
A. Currency in Circulation	1984313	2150646	2134640	2086655
B. Cash in Tills	132253	130325	122083	133340
C. Other Deposits with SBP1	10750	11052	11433	10866
D. Bank Deposits	453536	455404	475335	493540
Reserve Money (A+B+C+D)	2580852	2747428	2743491	2724402
Factor Affecting Reserve Money (RM)				
A. Government Sector(1+2)	2613783	2818921	2690959	2696919
1. Budgetary Borrowings	2592062	2797466	2669686	2675725
2. Others	21721	21455	21272	21194
B. Non-Govt. Sector (1+2+3)	460145	472033	492666	526057
1. Claims on Scheduled Banks(a+b+c+d+e)	465781	477474	498320	531811
a. Agriculture Sector	52167	52139	52161	52118
b. Industrial Sector	38215	38055	39357	39715
c. Export Sector	160354	172235	191756	201904
d. Housing Sector	-	-	-	-
e. Others	215045	215045	215045	238075
2. Claims on NBFIs	18439	18635	18421	18320
3. Special a/c debt Repayment	-24075	-24075	-24075	-24075
C. Other Items (Net)	-479930	-493663	-326272	-401713
D. Net Domestic Assets (A+B+C)	2593998	2797292	2857353	2821262
E. Net Foreign Assets	-13145	-49863	-113862	-96861
F. Reserve Money (D+E)	2580852	2747428	2743491	2724402

Contd.

6.1 Reserve Money

(Million Rupees)

Components	2014			
	Jan.	Feb.	Mar.	Apr.
A. Currency in Circulation	2137754	2137141	2116884	2125530
B. Cash in Tills	117581	120244	137143	116883
C. Other Deposits with SBP1	10600	10661	10726	12839
D. Bank Deposits	478681	480763	472541	466687
Reserve Money (A+B+C+D)	2744617	2748809	2737295	2721939
Factor Affecting Reserve Money (RM)				
A. Government Sector(1+2)	2667073	2421784	2300997	2189790
1. Budgetary Borrowings	2644162	2398626	2277916	2175773
2. Others	22911	23159	23081	23017
B. Non-Govt. Sector (1+2+3)	526883	516695	525673	521265
1. Claims on Scheduled Banks(a+b+c+d+e)	532546	522285	531310	526799
a. Agriculture Sector	52013	52007	51977	51935
b. Industrial Sector	40496	41884	44146	43802
c. Export Sector	201962	190321	181190	177065
d. Housing Sector				
e. Others	238075	238074	253998	253998
2. Claims on NBFIs	18412	18484	18438	18541
3. Special a/c debt Repayment	-24075	-24075	-24075	-24075
C. Other Items (Net)	-325965	-163988	-163359	-250992
D. Net Domestic Assets (A+B+C)	2867992	2774492	2663312	2469064
E. Net Foreign Assets	-123375	-25683	73983	252875
F. Reserve Money (D+E)	2744617	2748809	2737295	2721939

Contd.

6.1 Reserve Money

(Million Rupees)

Components	2014				
	May	Jun.	Jul.	Aug.	Sep.
A. Currency in Circulation	2158947	2177873	2312992	2205677	2261802
B. Cash in Tills	119786	139490	163246	129155	135383
C. Other Deposits with SBP1	13623	13147	13198	13316	13851
D. Bank Deposits	439916	530746	449947	514821	380463
Reserve Money (A+B+C+D)	2732272	2861256	2939383	2862969	2791499
Factor Affecting Reserve Money (RM)					
A. Government Sector(1+2)	2298976	2432250	2559021	2539392	2358827
1. Budgetary Borrowings	2276278	2409794	2537861	2520413	2338664
2. Others	22699	22456	21160	18979	20163
B. Non-Govt. Sector (1+2+3)	510926	494563	501903	465227	499753
1. Claims on Scheduled Banks(a+b+c+d+e)	516432	500041	507774	471067	505393
a. Agriculture Sector	51974	51923	51820	51792	51752
b. Industrial Sector	43544	42833	42733	42109	42260
c. Export Sector	166915	160553	168491	132434	163057
d. Housing Sector					
e. Others	253998	244731	244731	244731	248324
2. Claims on NBFIs	18569	18597	18204	18235	18436
3. Special a/c debt Repayment	-24075	-24075	-24075	-24075	-24075
C. Other Items (Net)	-507600	-555023	-576268	-575867	-548711
D. Net Domestic Assets (A+B+C)	2302303	2371790	2484656	2428751	2309869
E. Net Foreign Assets	429969	489467	454727	434217	481629
F. Reserve Money (D+E)	2732272	2861256	2939383	2862969	2791499

Note: 1) Excluding IMP A/c Nos. 1,2 & SAF A/c loan, counterpart funds and deposits of foreign, government, Central Bank, international organizations and deposit money banks
2) Source agency has made some changes in table Monetary Statistics and renamed as Reserve Money
3) P = Provisional

7. PRICE

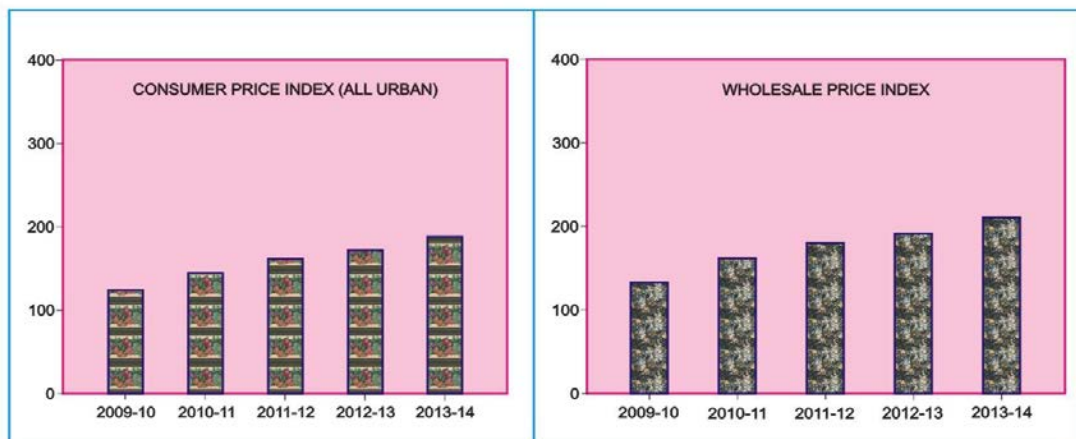
7.1 Price Indices (General) with Percentage Change

Year / month	Consumer price index (all urban)		Wholesale Price Index	
	index	Annual/monthly rate of change (%)	index	Annual/monthly rate of change (%)

(2007-08 = 100)

2009-10	128.85	10.10	135.40	13.85
2010-11	146.45	13.66	164.17	21.25
2011-12	162.57	11.01	181.29	10.42
2012-13	174.53	7.36	194.61	7.35
2013-14	189.58	8.62	210.48	8.15
2013 Sep	185.18	-0.29	209.33	0.71
Oct	188.82	1.97	211.70	1.13
Nov	191.21	1.27	212.22	0.25
Dec	188.68	-1.32	210.11	-0.99
2014 Jan	189.60	0.49	211.23	0.53
Feb	189.00	-0.32	210.94	-0.14
Mar	190.82	0.96	211.66	0.34
Apr	194.06	1.70	211.88	0.10
May	193.55	-0.26	211.71	-0.08
Jun	194.74	0.61	214.60	1.37
Jul	198.05	1.70	215.76	0.54
Aug	198.70	0.33	214.73	-0.48
Sep	199.40	0.35	215.06	0.15

PRICE INDICES (GENERAL)
(2007-08=100)



7.2 Combined Sensitive Price Indicator (SPI) by Quintile

Year/Month	Quintile					
	Q.1	Q.2	Q.3	Q.4	Q.5	Q.6
(2007-08=100)						
2009 - 10	136.80	138.05	140.26	140.03	142.54	139.84
2010 - 11	159.47	161.21	160.54	166.27	168.82	164.03
2011 - 12	170.77	174.11	173.67	181.09	185.59	178.67
2012 - 13	184.04	190.29	189.05	190.39	190.78	189.61
2013 - 14	201.15	206.95	208.93	210.70	209.74	208.66
2013 Sep	198.61	204.40	202.80	203.93	203.65	203.05
Oct	200.93	206.51	207.95	209.53	208.61	207.69
Nov	207.40	212.58	215.92	217.42	215.13	214.76
Dec	202.14	207.70	211.31	213.30	212.02	210.78
2014 Jan	199.67	205.44	209.20	211.43	210.68	208.99
Feb	199.49	205.12	208.79	210.92	210.16	208.55
Mar	203.77	209.24	212.77	214.60	213.12	212.08
Apr	203.91	209.58	212.44	214.15	212.68	211.78
May	200.84	207.07	209.95	212.12	211.34	209.80
Jun	203.07	209.47	212.49	214.79	214.05	212.40
Jul	207.04	213.40	216.40	218.64	217.57	216.14
Aug	208.76	214.85	217.62	219.57	218.08	217.08
Sep	209.27	215.18	217.82	219.55	217.76	217.06

7.3 Combined Consumer Price Index Numbers by Commodity Groups

Year/month	General	Food & Non - Alcoholic Beverages	Alcoholic Beverages Tobacco	Clothing & Footwear	Housing water, Elec, Gas Fuels	H.hold Equip & Repair, Maintainance	Health	Transport	Communi- cation	Recreation & Culture	Education	Restau & Hotels	Miscellaneous goods & services
(2007-08=100)													
2009-10	128.85	139.10	136.71	119.22	122.14	123.93	114.33	132.79	109.65	127.87	119.39	140.36	133.63
2010-11	146.45	164.61	151.64	133.35	135.27	135.59	123.79	149.01	122.47	134.62	128.17	164.04	152.45
2011-12	162.57	182.77	165.01	153.45	146.17	160.28	137.97	171.39	122.94	145.35	143.83	185.82	181.47
2012-13	174.53	195.05	191.02	175.58	151.34	179.87	156.56	186.43	126.16	169.07	156.69	203.63	199.49
2013-14	189.58	211.75	223.38	198.01	164.60	195.85	167.15	195.15	129.76	183.77	172.57	228.61	210.15
2013 Sep	185.18	208.29	217.85	193.59	157.75	190.99	164.23	194.54	129.66	181.87	166.49	221.68	206.86
Oct	188.82	211.99	218.25	194.51	164.17	192.39	165.15	197.06	129.68	182.19	167.91	223.77	208.36
Nov	191.21	217.89	218.24	196.25	164.33	194.16	165.73	197.04	129.71	182.66	167.91	225.76	209.61
Dec	188.68	209.87	220.96	196.57	164.44	195.84	166.84	197.03	129.79	183.14	168.34	228.16	210.34
2014 Jan	189.60	209.65	221.80	198.27	166.94	196.75	166.85	197.19	129.79	183.35	168.48	231.12	211.23
Feb	189.00	207.34	221.77	199.16	166.96	197.91	167.50	197.33	129.82	183.42	168.48	233.32	212.47
Mar	190.82	211.97	221.82	200.29	166.99	198.85	169.93	196.22	129.85	183.72	168.53	235.52	214.42
Apr	194.06	216.45	221.91	202.73	169.46	200.99	170.58	195.61	129.80	187.95	184.84	236.98	213.15
May	193.55	213.57	223.66	205.01	169.51	202.02	172.45	195.03	129.81	188.47	188.73	238.05	215.29
Jun	194.74	214.50	259.28	206.96	169.53	204.09	172.75	195.27	129.88	188.74	190.90	238.76	215.12
Jul	198.05	220.48	265.82	209.51	171.62	204.42	173.40	198.38	129.85	188.76	191.33	239.23	216.98
Aug	198.70	221.77	266.59	210.19	171.65	205.48	173.42	198.70	129.83	189.02	191.45	239.85	218.63
Sep	199.40	221.77	266.59	210.97	171.70	207.21	174.47	205.10	129.85	189.34	191.93	242.00	219.39

**7.4: Consumer Price Index Numbers by Major Groups
and Selected Commodities
(2007-2008=100)**

Item and Specification	Weight	Index Numbers			% Change in Sept, 2014 over		
		Sept., 2014	Aug., 2014	Sept., 2013	Aug., 2014	Sept., 2013	
<i><u>General</u></i>	100.0000	199.40	198.70	185.18	+	0.35	+ 7.68
<i><u>Food and non-alcoholic Beverages</u></i>	34.8343	221.77	221.77	208.29	+	0.00	+ 6.47
1 Wheat	0.3477	209.37	208.97	210.43	+	0.19	- 0.50
2 Wheat Flour	4.1648	222.34	222.00	219.75	+	0.15	+ 1.18
3 Wheat Product	0.0959	218.67	218.37	200.79	+	0.14	+ 8.90
4 Besan	0.1500	170.88	169.93	172.67	+	0.56	- 1.04
5 Rice	1.5821	195.91	195.30	191.49	+	0.31	+ 2.31
6 Cereals	0.1563	238.08	237.79	225.08	+	0.12	+ 5.78
7 Bakery & Confectionary	1.1550	206.01	205.44	192.20	+	0.28	+ 7.19
8 Nimco	0.4574	235.78	234.50	212.27	+	0.55	+ 11.08
9 Meat	2.4303	242.68	241.09	227.90	+	0.66	+ 6.49
10 Chicken	1.3596	179.10	202.16	172.37	-	11.41	+ 3.90
11 Fish	0.2970	215.15	216.83	204.54	-	0.77	+ 5.19
12 Milk Fresh	6.6800	245.51	244.41	229.63	+	0.45	+ 6.92
13 Milk Products	0.6338	241.27	240.29	224.25	+	0.41	+ 7.59
14 Milk Powder	0.1129	224.30	224.27	196.38	+	0.01	+ 14.22
15 Eggs	0.4555	214.36	211.80	200.85	+	1.21	+ 6.73
16 Mustard Oil	0.0952	159.12	159.06	157.73	+	0.04	+ 0.88
17 Cooking Oil	1.7538	161.97	161.90	161.00	+	0.04	+ 0.60
18 Vegetable Ghee	2.0714	156.72	157.85	155.71	-	0.72	+ 0.65
19 Dry Fruits	0.2543	237.15	236.61	219.52	+	0.23	+ 8.03
20 Fresh Fruits	1.8649	216.18	225.59	192.94	-	4.17	+ 12.05
21 Pulse Masoor	0.2712	181.03	180.35	158.34	+	0.38	+ 14.33
22 Pulse Moong	0.2336	279.56	287.40	233.56	-	2.73	+ 19.70
23 Pulse Mash (Washed)	0.2098	222.97	218.09	187.31	+	2.24	+ 19.04
24 Pulse Gram	0.2361	167.35	167.40	165.50	-	0.03	+ 1.12
25 Gram Whole	0.1616	179.24	179.10	176.72	+	0.08	+ 1.43
26 Beans	0.0269	242.22	241.77	233.29	+	0.19	+ 3.83
27 Potatoes	0.4598	473.29	484.66	236.99	-	2.35	+ 99.71
28 Onion	0.5239	256.60	251.11	283.29	+	2.19	- 9.42
29 Tomatoes	0.4318	226.41	169.12	217.79	+	33.88	+ 3.96
30 Fresh Vegetables	1.7105	250.69	252.93	230.51	-	0.89	+ 8.75
31 Sugar	1.0445	218.34	205.35	194.50	+	6.33	+ 12.26
32 Gur	0.0220	267.14	259.98	275.82	+	2.75	- 3.15
33 Honey	0.0446	299.51	292.72	257.91	+	2.32	+ 16.13
34 SweetMeat	0.2483	229.84	229.38	217.22	+	0.20	+ 5.81
35 Beverages	1.1990	209.36	209.18	187.70	+	0.09	+ 11.54
36 Jam, Tomato Ketchup & Pickles	0.2454	198.62	197.56	188.19	+	0.54	+ 5.54
37 Condiments	0.2656	250.05	249.01	219.19	+	0.42	+ 14.08
38 Spices	0.5441	230.32	229.07	214.85	+	0.55	+ 7.20
39 Tea	0.8377	209.82	206.89	254.67	+	1.42	- 17.61
<i><u>Alcoholic Beverages, Tobacco</u></i>	1.4135	266.59	266.59	217.85	+	0.00	+ 22.37
40 Cigarettes	1.3906	267.63	267.63	218.30	+	0.00	+ 22.60
41 Betel Leaves & Nuts	0.0229	203.45	203.31	190.83	+	0.07	+ 6.61
<i><u>Clothing and footwear</u></i>	7.5708	210.97	210.19	193.59	+	0.37	+ 8.98
42 Cotton Cloth	1.7286	206.89	206.81	180.48	+	0.04	+ 14.63
43 Woolen Cloth	0.8759	228.99	228.48	208.95	+	0.22	+ 9.59
44 Readymade Garments	0.9739	212.38	211.17	191.11	+	0.57	+ 11.13
45 Woolen Readymade Garments	0.3964	218.60	218.34	194.99	+	0.12	+ 12.11
46 Hosiery	0.5094	222.19	221.44	200.13	+	0.34	+ 11.02
47 Dopatta	0.4412	226.62	226.08	209.40	+	0.24	+ 8.22
48 Cleaning and Laundry	0.2110	233.42	230.67	212.30	+	1.19	+ 9.95
49 Tailoring	0.8840	258.78	255.86	232.70	+	1.14	+ 11.21
50 Footwear	1.5504	164.05	163.89	169.25	+	0.10	- 3.07

Contd.

**7.4: Consumer Price Index Numbers by Major Groups
and Selected Commodities
(2007-2008=100)**

Item and Specification	Weight	Index Numbers			% Change in Sept, 2014 over			
		Sept., 2014	Aug., 2014	Sept., 2013	Aug., 2014	Sept., 2013		
<u>Housing, water, Elec., Gas and other fuels</u>	29.4149	171.70	171.65	157.75	+	0.03	+	8.84
51 House Rent	21.8149	159.82	159.82	148.24	+	0.00	+	7.81
52 Construction Input Items	0.5623	236.34	234.79	217.40	+	0.66	+	8.71
53 Construction Wage Rates	0.3331	202.74	201.60	188.19	+	0.57	+	7.73
54 Water Supply	0.4971	149.92	149.92	145.80	+	0.00	+	2.83
55 Electricity	4.3985	227.44	227.44	196.37	+	0.00	+	15.82
56 Gas	1.5756	143.81	143.81	143.81	+	0.00	+	0.00
57 Kerosene Oil	0.0057	278.65	279.05	288.89	-	0.14	-	3.54
58 Firewood Whole	0.2277	265.66	265.16	249.90	+	0.19	+	6.31
<u>Furnishing and household equipment maintenance</u>	4.2082	207.21	205.48	190.99	+	0.84	+	8.49
59 Furniture	0.3315	198.64	196.29	180.68	+	1.20	+	9.94
60 Household Textiles	0.6489	202.95	200.71	186.39	+	1.12	+	8.88
61 Household Equipment	0.5936	171.62	171.16	163.50	+	0.27	+	4.97
62 Utensils	0.3212	208.66	206.97	189.05	+	0.82	+	10.37
63 Plastic Products	0.2547	197.49	196.98	186.86	+	0.26	+	5.69
64 Washing Soaps & Detergents	0.7893	221.85	221.65	210.04	+	0.09	+	5.62
65 Sewing Needle & Dr Cell	0.1496	182.30	182.20	168.44	+	0.05	+	8.23
66 Household Servant	1.0432	225.81	222.19	202.20	+	1.63	+	11.68
67 Marriage Hall Charges	0.0762	226.93	225.21	204.59	+	0.76	+	10.92
<u>Health</u>	2.1868	174.47	173.42	164.23	+	0.61	+	6.24
68 Drugs & Medicines	1.2667	146.53	145.60	142.09	+	0.64	+	3.12
69 Medical Equipments	0.0080	221.31	220.56	208.73	+	0.34	+	6.03
70 Doctor (MBBS) Clinic Fee	0.5904	235.89	234.15	212.47	+	0.74	+	11.02
71 Medical Tests	0.3217	170.57	170.34	161.78	+	0.14	+	5.43
<u>Transport</u>	7.2023	205.10	198.70	194.54	+	3.22	+	5.43
72 Motor Vehicles	0.6630	163.72	163.48	159.74	+	0.15	+	2.49
73 Motor Vehicle Accessories	0.2439	229.28	229.13	219.28	+	0.07	+	4.56
74 Motor Fuel	3.0269	189.43	190.47	190.34	-	0.55	-	0.48
75 Mechanical Service	0.4552	207.03	206.40	195.60	+	0.31	+	5.84
76 Motor Vehicle Tax	0.1099	210.18	210.18	153.74	+	0.00	+	36.71
77 Transport Services	2.7034	230.09	212.03	207.03	+	8.52	+	11.14
<u>Communication</u>	3.2198	129.85	129.83	129.66	+	0.02	+	0.15
78 Postal Services	0.0662	216.26	216.02	215.89	+	0.11	+	0.17
79 Communication & Apparatus	3.1536	128.03	128.02	127.85	+	0.01	+	0.14
<u>Recreation and culture</u>	2.0227	189.34	189.02	181.87	+	0.17	+	4.11
80 Recreation & Culture	0.8634	127.81	127.46	124.90	+	0.27	+	2.33
81 Text Books	0.5706	280.89	280.60	266.88	+	0.10	+	5.25
82 Newspapers	0.1934	175.42	175.42	170.49	+	0.00	+	2.89
83 Stationery	0.3953	198.41	197.98	189.17	+	0.22	+	4.88
<u>Education</u>	3.9431	191.93	191.45	166.49	+	0.25	+	15.28
84 Education	3.9431	191.93	191.45	166.49	+	0.25	+	15.28
<u>Restaurants and hotels</u>	1.2286	242.00	239.85	221.68	+	0.90	+	9.17
85 Readymade Food	1.2286	242.00	239.85	221.68	+	0.90	+	9.17
<u>Misc. goods and services</u>	2.7550	219.39	218.63	206.86	+	0.35	+	6.06
86 Personal Care	1.4935	203.47	202.70	188.30	+	0.38	+	8.06
87 Cosmetics	0.3853	183.51	183.29	169.63	+	0.12	+	8.18
88 Blades	0.0322	184.82	184.82	180.16	+	0.00	+	2.59
89 Personal Equipments	0.8440	265.25	264.24	257.70	+	0.38	+	2.93

**7.5 Combined Consumer Price Index Numbers by Quintiles
and Major Commodity Groups
September, 2014
(2007-2008=100)**

Income Quintiles	General	Food and non-alcoholic Beverages	Alcoholic Beverages, Tobacco	Clothing and footwear	Housing, water, Elec., Gas and other fuels	Furnishing and household equipment maintenance	Health	Transport	Communication	Recreation and culture	Education	Restaurants and hotels	Misc. goods and services
------------------	---------	----------------------------------	------------------------------	-----------------------	--	--	--------	-----------	---------------	------------------------	-----------	------------------------	--------------------------

All Urban Combined

Aggregate	199.40	221.77	266.59	210.97	171.70	207.21	174.47	205.10	129.85	189.34	191.93	242.00	219.39
Income Quintile 1	201.98	222.25	275.17	209.14	160.44	208.86	167.68	213.34	118.01	202.82	200.83	241.64	216.80
Income Quintile 2	203.06	222.32	274.73	209.30	170.35	207.37	170.16	210.13	118.20	200.54	198.87	242.39	215.72
Income Quintile 3	202.88	222.08	273.61	209.77	173.68	205.19	171.98	209.53	120.25	197.13	194.96	242.13	216.54
Income Quintile 4	202.18	221.90	272.58	210.54	175.70	203.58	174.58	206.78	124.62	191.98	195.22	241.93	216.87
Income Quintile 5	196.62	221.29	257.26	212.32	172.09	208.26	176.96	203.54	135.22	183.29	189.98	241.99	222.10

**7.6 Combined Consumer Price Index Numbers by Quintile,
Major Commodity Groups for Selected Cities
September, 2014
(2007-2008=100)**

Cities	General	Food and non-alcoholic Beverages	Alcoholic Beverages, Tobacco	Clothing and footwear	Housing, water, Elec., Gas and other fuels	Furnishing and household equipment maintenance	Health	Transport	Communication	Recreation and culture	Education	Restaurants and hotels	Misc. goods and services
<u>Income Quintile 1</u>													
Rawalpindi	209.07	230.22	281.25	222.38	175.38	218.12	194.97	233.93	103.92	216.90	246.96	234.29	214.98
Islamabad	213.34	227.34	275.37	219.77	163.72	221.13	196.36	234.84	111.29	303.20	654.39	216.56	219.94
Lahore	194.49	228.75	270.11	194.17	141.24	225.46	177.36	206.00	104.42	214.42	187.24	233.61	253.34
Gujranwala	198.34	223.89	272.76	202.84	156.97	218.53	153.91	188.41	111.41	220.70	157.20	220.50	206.73
Sialkot	191.62	216.65	286.78	170.86	158.12	175.06	137.67	200.83	115.79	302.05	157.25	201.55	191.86
Faisalabad	199.40	219.41	272.08	190.99	169.63	190.65	160.37	203.95	121.80	235.63	147.70	258.87	201.74
Multan	199.16	216.65	264.16	194.31	169.78	201.71	159.32	197.49	134.10	224.74	156.28	237.82	198.98
Sargodha	210.27	216.19	278.73	201.49	199.60	246.58	160.21	237.53	111.66	248.02	158.84	300.18	216.31
Bahawalpur	211.02	216.02	278.76	240.58	192.84	220.42	157.92	192.83	175.75	261.99	208.59	190.97	204.00
Karachi	192.17	217.38	271.72	204.72	144.64	222.02	159.73	162.60	117.30	183.69	158.89	227.34	235.30
Hyderabad	189.62	218.49	276.02	179.48	143.38	183.56	160.28	186.91	112.36	163.01	198.01	201.66	190.19
Sukkur	201.79	219.26	256.90	227.31	152.96	211.14	151.26	173.29	110.90	165.00	223.15	262.34	196.83
Larkana	211.60	220.59	282.82	209.96	194.65	213.35	258.98	183.38	125.14	177.91	164.18	257.02	250.74
Peshawar	205.64	212.39	271.53	246.41	164.91	233.82	187.63	208.28	112.69	260.64	277.77	251.58	292.59
Bannu	209.28	222.27	277.56	189.17	199.15	233.61	152.12	198.23	108.68	232.57	181.03	287.57	208.80
Quetta	195.99	218.06	291.91	171.82	164.79	179.77	164.02	216.86	124.60	176.72	243.72	235.73	196.99
Khuzdar	203.47	221.45	280.32	197.28	163.48	197.49	172.43	207.54	131.00	165.64	183.07	352.50	189.29
<u>Income Quintile 2</u>													
Rawalpindi	210.78	231.52	279.69	221.33	179.33	217.63	196.59	247.95	106.03	250.72	256.94	234.68	214.43
Islamabad	208.91	227.21	282.08	226.67	159.10	215.04	185.83	220.71	108.11	227.53	547.21	222.25	211.98
Lahore	193.34	228.39	274.28	193.64	142.60	230.02	172.33	200.06	104.02	214.31	192.75	235.07	247.62
Gujranwala	197.77	224.21	275.38	199.34	159.59	212.20	152.98	188.50	112.28	235.96	146.54	231.91	206.49
Sialkot	189.34	214.33	286.46	174.58	160.81	172.80	141.25	195.53	121.61	329.59	155.96	202.46	177.43
Faisalabad	196.86	217.60	274.16	192.42	171.84	196.53	159.10	198.48	117.51	228.77	138.83	248.05	201.46
Multan	198.38	217.65	263.93	193.64	172.48	198.30	155.78	194.28	128.92	231.07	156.16	232.49	197.43
Sargodha	209.71	215.34	274.26	200.36	202.71	248.09	163.72	224.87	105.15	258.75	169.15	294.08	218.73
Bahawalpur	209.00	214.85	277.58	235.26	194.59	225.47	163.22	182.80	175.12	253.10	184.62	201.58	204.02
Karachi	192.83	218.61	270.16	201.63	148.28	214.47	158.53	166.98	121.15	180.89	164.66	227.18	222.97
Hyderabad	189.37	218.36	274.98	179.85	146.63	185.98	164.84	188.42	113.66	159.42	226.74	196.88	192.16
Sukkur	200.01	218.09	249.97	226.75	156.41	206.33	154.11	176.26	108.54	166.97	218.01	261.36	195.06
Larkana	214.26	224.00	281.90	212.56	197.98	208.85	268.30	187.49	131.44	176.81	166.06	257.63	246.83
Peshawar	204.14	211.92	276.97	247.24	167.14	229.69	182.05	204.96	120.08	239.65	253.56	250.54	286.16
Bannu	206.04	221.32	270.71	188.06	195.63	227.68	152.07	197.16	114.31	219.40	191.38	277.78	216.32
Quetta	195.07	217.90	285.81	172.29	168.27	181.07	164.95	207.49	119.60	178.95	219.37	235.24	196.25
Khuzdar	203.07	222.15	273.77	195.51	156.67	209.53	179.73	202.57	134.07	176.56	178.97	347.50	185.89

Contd.

**7.6 Combined Consumer Price Index Numbers by Quintile,
Major Commodity Groups for Selected Cities
September, 2014
(2007-2008=100)**

Cities	General	Food and non-alcoholic Beverages	Alcoholic Beverages, Tobacco	Clothing and footwear	Housing, water, Elec., Gas and other fuels	Furnishing and household equipment maintenance	Health	Transport	Communication	Recreation and culture	Education	Restaurants and hotels	Misc. goods and services
Income Quintile 3													
Rawalpindi	210.36	230.31	275.28	224.58	175.69	214.90	205.20	228.89	110.08	236.71	255.03	235.91	218.15
Islamabad	209.30	227.51	262.66	220.82	152.79	213.40	179.92	219.89	112.86	216.22	707.35	218.08	226.63
Lahore	191.86	228.56	272.22	194.58	133.20	229.65	171.98	200.75	107.06	214.83	183.93	232.88	248.53
Gujranwala	195.19	222.73	274.02	202.82	149.65	207.37	152.02	183.41	116.83	211.78	146.91	220.86	206.57
Sialkot	189.20	214.88	266.75	175.39	154.73	178.75	141.16	189.55	128.70	303.27	150.38	198.92	179.82
Faisalabad	194.32	217.32	270.12	192.01	164.53	196.56	158.85	192.17	119.31	226.86	141.39	236.88	201.99
Multan	196.50	217.06	263.00	192.19	166.45	190.78	157.32	195.28	132.37	221.55	151.19	226.26	196.83
Sargodha	207.95	213.43	272.47	200.78	203.41	247.23	158.52	217.48	110.44	251.48	154.55	301.91	217.43
Bahawalpur	208.56	214.38	283.36	238.43	191.23	229.31	156.97	187.77	175.56	239.54	188.58	203.29	206.55
Karachi	192.29	218.78	272.24	199.19	140.21	209.01	156.80	170.14	123.00	180.02	170.11	229.99	220.71
Hyderabad	187.14	218.15	274.49	180.90	135.66	187.06	163.85	189.27	123.08	162.93	222.19	194.41	196.06
Sukkur	196.79	217.46	249.96	227.21	143.14	208.25	147.09	178.02	110.22	168.48	223.86	256.36	196.56
Larkana	213.47	224.95	272.57	210.48	196.78	206.83	255.05	189.46	132.81	175.33	161.82	254.08	260.37
Peshawar	201.35	211.15	267.85	247.09	159.35	230.06	179.38	207.33	118.45	221.50	266.09	252.19	277.04
Bannu	205.09	223.02	276.64	194.61	190.45	214.61	154.24	187.29	116.77	209.15	176.67	277.71	215.24
Quetta	192.48	216.54	272.81	172.09	163.33	180.93	165.45	199.48	118.98	176.01	232.66	229.31	192.91
Khuzdar	200.34	223.02	268.98	191.20	148.02	209.07	186.77	199.27	136.24	172.28	177.92	340.18	187.54
Income Quintile 4													
Rawalpindi	210.33	229.10	272.83	227.87	182.64	217.89	208.14	227.38	112.05	214.80	232.94	239.84	223.33
Islamabad	210.58	227.85	260.15	220.62	159.16	212.87	189.31	222.10	123.10	203.30	628.58	219.32	223.05
Lahore	191.23	228.26	268.89	194.04	147.18	228.87	169.41	196.50	111.81	205.42	182.53	230.62	246.20
Gujranwala	195.21	221.98	267.44	204.95	161.74	196.56	156.44	180.59	122.28	210.34	147.14	220.73	201.07
Sialkot	190.03	214.73	270.18	176.17	168.91	173.32	141.88	189.40	136.17	271.47	150.14	196.78	176.32
Faisalabad	192.68	216.90	268.90	192.52	173.63	196.81	157.36	189.93	122.71	209.96	135.27	238.80	205.93
Multan	196.90	216.99	259.44	193.28	179.65	191.07	153.08	191.57	135.38	210.51	153.34	220.00	201.08
Sargodha	208.22	213.79	267.87	202.18	206.80	253.01	159.04	213.96	116.17	279.35	148.67	300.66	219.20
Bahawalpur	206.82	213.65	276.47	236.51	198.18	223.46	159.81	180.59	175.30	232.42	190.78	195.46	210.21
Karachi	192.77	219.33	272.91	199.51	153.14	212.90	156.52	174.19	127.08	178.23	174.97	231.63	220.34
Hyderabad	188.26	218.94	272.94	180.91	150.46	184.70	164.77	188.35	129.09	163.01	221.17	195.91	199.56
Sukkur	198.32	217.84	241.97	227.30	159.98	208.06	150.67	179.98	116.72	165.86	222.63	254.54	202.87
Larkana	215.92	228.83	249.23	209.48	203.35	206.11	266.66	185.33	140.25	174.07	181.65	255.36	269.34
Peshawar	202.06	211.69	262.62	246.57	170.39	222.97	189.84	197.19	123.94	224.39	251.74	252.36	273.78
Bannu	205.48	224.24	281.62	198.53	190.34	224.36	150.48	194.36	117.42	198.03	175.48	278.69	220.99
Quetta	193.02	215.43	265.25	176.12	171.23	179.65	164.64	201.87	121.79	172.30	241.74	228.83	193.14
Khuzdar	202.35	223.32	275.58	192.16	165.04	216.03	185.72	198.16	139.02	173.17	175.87	328.51	199.73

Contd.

**7.6 Combined Consumer Price Index Numbers by Quintile,
Major Commodity Groups for Selected Cities
September, 2014
(2007-2008=100)**

Cities	General	Food and non-alcoholic Beverages	Alcoholic Beverages, Tobacco	Clothing and footwear	Housing, water, Elec., Gas and other fuels	Furnishing and household equipment maintenance	Health	Transport	Communication	Recreation and culture	Education	Restaurants and hotels	Misc. goods and services
Income Quintile 5													
Rawalpindi	208.84	230.68	250.51	227.61	183.47	215.00	199.05	216.53	124.76	199.43	249.90	235.36	248.91
Islamabad	201.09	226.84	241.17	222.40	157.38	221.47	190.71	209.80	127.74	197.93	384.30	220.38	241.02
Lahore	186.30	229.09	242.89	196.78	146.90	224.01	169.77	194.01	125.15	198.03	175.98	236.74	245.96
Gujranwala	190.17	221.92	251.97	207.12	162.31	180.10	153.94	179.45	133.76	191.30	143.54	218.62	208.77
Sialkot	186.06	213.71	247.88	178.75	167.69	172.01	147.40	191.30	137.99	248.40	146.39	199.34	183.65
Faisalabad	189.40	216.93	249.29	191.65	173.49	206.32	152.36	192.08	129.64	200.63	153.66	224.79	213.91
Multan	192.20	217.00	233.64	192.29	179.83	184.92	151.20	194.42	138.37	204.40	154.12	220.97	203.73
Sargodha	211.45	215.04	271.65	210.34	204.91	336.11	155.45	208.71	125.15	239.53	146.12	305.65	232.88
Bahawalpur	204.95	214.80	238.52	237.18	198.79	225.76	154.01	179.63	175.84	228.33	193.04	193.39	218.03
Karachi	190.70	220.47	260.34	202.09	151.60	256.85	157.39	190.41	138.37	172.30	180.15	234.78	223.86
Hyderabad	185.11	219.47	256.92	183.60	151.28	168.30	163.78	189.02	137.96	157.83	215.49	197.29	212.15
Sukkur	195.89	217.89	228.08	227.74	160.78	200.35	145.81	184.34	127.64	166.36	250.72	251.07	209.24
Larkana	213.93	227.75	237.19	208.93	205.13	202.12	278.51	183.48	143.95	165.60	234.96	254.28	259.20
Peshawar	198.73	211.98	242.92	244.38	168.35	217.87	174.01	201.39	129.50	187.51	252.73	249.38	262.75
Bannu	200.69	222.29	283.75	190.14	190.30	195.80	148.86	172.73	120.39	203.24	203.71	294.21	228.78
Quetta	191.80	214.67	232.08	176.65	173.92	166.39	159.11	198.11	129.25	169.68	242.79	234.93	200.98
Khuzdar	198.28	220.23	234.92	198.34	157.60	215.70	173.67	193.44	146.68	177.90	169.37	345.27	227.12
Aggregate													
Rawalpindi	208.84	230.27	262.46	227.03	181.11	215.52	201.34	219.54	120.58	207.57	247.67	236.29	240.26
Islamabad	201.44	226.99	245.70	222.25	155.89	220.84	190.08	210.42	127.00	199.80	396.80	220.34	239.22
Lahore	188.58	228.70	260.38	195.36	144.32	225.53	170.45	195.53	118.63	204.22	178.84	234.90	246.75
Gujranwala	194.09	222.65	265.82	204.14	160.06	193.35	154.38	181.09	124.93	207.66	146.10	220.38	206.08
Sialkot	187.89	214.44	265.56	176.55	164.66	173.50	143.61	190.92	134.92	271.60	148.99	198.95	180.78
Faisalabad	193.16	217.47	266.51	191.98	171.96	201.69	156.76	192.62	124.79	215.42	146.22	237.78	206.99
Multan	194.86	217.07	254.46	192.84	175.93	188.42	153.72	194.14	136.15	211.64	153.87	223.18	201.10
Sargodha	209.29	214.47	271.97	203.12	204.18	282.41	159.00	214.10	116.89	255.87	152.01	301.88	222.50
Bahawalpur	207.26	214.85	269.40	237.54	196.14	225.17	157.20	181.62	175.64	238.23	192.43	195.03	210.67
Karachi	190.70	219.72	266.26	201.13	148.52	245.36	157.20	185.48	134.14	175.13	178.14	233.11	222.90
Hyderabad	187.10	218.78	269.99	181.51	148.13	176.56	163.90	188.80	130.43	160.52	218.01	196.48	203.49
Sukkur	197.94	217.99	242.65	227.29	156.96	205.80	149.66	180.62	118.03	166.62	232.55	255.80	201.67
Larkana	214.02	225.11	267.38	210.34	200.54	207.03	265.83	185.52	135.84	173.87	196.01	255.61	258.06
Peshawar	200.86	211.83	264.01	245.84	167.29	221.92	179.13	201.78	125.68	209.20	253.99	250.67	271.94
Bannu	205.08	222.85	277.60	193.07	192.64	215.86	151.55	185.69	116.82	207.60	186.81	283.10	221.18
Quetta	193.02	216.03	256.17	174.64	170.74	175.27	162.99	200.22	123.95	173.32	238.43	232.03	196.34
Khuzdar	202.28	222.19	271.19	194.79	161.54	208.51	180.10	200.66	136.04	172.68	177.29	343.32	196.71

**7.7 Combined Consumer Price Index Numbers by Income Groups/City
and Commodity Groups for all Centers Covered in CPI
September, 2014
(2007-2008=100)**

Cities		General	Food and non-alcoholic Beverages	Alcoholic Beverages, Tobacco	Clothing and footwear	Housing, water, Elec., Gas and other fuels	Furnishing and household equipment maintenance	Health	Transport	Communication	Recreation and culture	Education	Restaurants and hotels	Misc. goods and services
Rawalpindi	01	208.84	230.27	262.46	227.03	181.11	215.52	201.34	219.54	120.58	207.57	247.67	236.29	240.26
Islamabad	02	201.44	226.99	245.70	222.25	155.89	220.84	190.08	210.42	127.00	199.80	396.80	220.34	239.22
Attock	03	195.34	219.07	255.19	211.72	150.99	206.31	161.40	204.12	118.66	187.90	204.32	240.72	262.99
Jhelum	04	199.69	222.56	263.58	219.82	162.14	207.04	165.20	207.97	125.61	216.00	282.78	225.23	202.15
Lahore	05	188.58	228.70	260.38	195.36	144.32	225.53	170.45	195.53	118.63	204.22	178.84	234.90	246.75
Sahiwal	06	220.97	232.35	266.78	260.34	202.21	221.52	192.99	200.79	135.48	212.70	257.34	283.66	238.36
Gujranwala	07	194.09	222.65	265.82	204.14	160.06	193.35	154.38	181.09	124.93	207.66	146.10	220.38	206.08
Wazirabad	08	201.72	226.01	273.50	202.01	177.00	193.81	146.57	189.12	128.18	215.37	145.18	198.99	204.19
Sialkot	09	187.89	214.44	265.56	176.55	164.66	173.50	143.61	190.92	134.92	271.60	148.99	198.95	180.78
Faisalabad	10	193.16	217.47	266.51	191.98	171.96	201.69	156.76	192.62	124.79	215.42	146.22	237.78	206.99
Jhang	11	211.90	219.19	268.96	261.54	193.48	198.82	225.28	203.28	133.43	218.00	161.32	233.22	203.13
Multan	12	194.86	217.07	254.46	192.84	175.93	188.42	153.72	194.14	136.15	211.64	153.87	223.18	201.10
Muzaffargarh	13	204.39	229.23	257.55	215.86	168.20	194.58	163.86	190.51	140.48	221.35	162.90	255.97	199.49
D. G. Khan	14	210.15	228.46	251.13	234.60	204.07	200.63	151.13	186.64	122.18	195.62	114.17	221.96	182.83
Vehari	15	193.11	213.53	269.26	180.01	171.41	197.23	126.63	188.70	131.83	210.95	167.27	217.17	214.77
Sargodha	16	209.29	214.47	271.97	203.12	204.18	282.41	159.00	214.10	116.89	255.87	152.01	301.88	222.50
Mianwali	17	216.21	230.93	281.86	188.27	222.36	208.51	157.23	195.05	108.19	257.31	137.84	217.91	237.90
Bahawalpur	18	207.26	214.85	269.40	237.54	196.14	225.17	157.20	181.62	175.64	238.23	192.43	195.03	210.67
Bahawalnagar	19	209.45	222.24	259.43	234.62	193.32	240.76	152.47	202.17	124.47	226.15	179.89	314.83	214.69
R. Y. Khan	20	206.35	229.30	266.78	248.47	172.28	210.22	152.91	186.23	125.99	215.18	213.65	272.47	213.26
Karachi	21	190.70	219.72	266.26	201.13	148.52	245.36	157.20	185.48	134.14	175.13	178.14	233.11	222.90
Hyderabad	22	187.10	218.78	269.99	181.51	148.13	176.56	163.90	188.80	130.43	160.52	218.01	196.48	203.49
Nawabshah	23	228.28	233.17	254.56	275.42	181.04	228.30	222.44	191.98	135.40	160.28	475.17	282.45	400.48
Mirpukhas	24	200.35	219.19	276.45	186.81	176.82	181.00	162.21	196.52	114.67	155.09	231.11	282.58	221.73
Mithi	25	213.56	219.53	279.93	190.38	223.75	178.80	154.15	194.16	112.59	132.54	279.07	288.05	249.43
Sukkur	26	197.94	217.99	242.65	227.29	156.96	205.80	149.66	180.62	118.03	166.62	232.55	255.80	201.67
Larkana	27	214.02	225.11	267.38	210.34	200.54	207.03	265.83	185.52	135.84	173.87	196.01	255.61	258.06
Dadu	28	206.38	229.67	265.14	211.34	167.09	209.39	148.53	198.51	119.98	162.94	390.87	255.06	199.62
Peshawar	29	200.86	211.83	264.01	245.84	167.29	221.92	179.13	201.78	125.68	209.20	253.99	250.67	271.94
Mardan	30	227.18	215.63	267.23	264.49	223.54	222.66	169.74	217.79	123.88	238.25	416.37	254.29	293.96
Abbottabad	31	198.89	210.55	263.04	215.19	165.40	272.18	157.13	209.48	148.61	219.04	192.52	284.13	224.55
Bannu	32	205.08	222.85	277.60	193.07	192.64	215.86	151.55	185.69	116.82	207.60	186.81	283.10	221.18
D. I. Khan	33	205.51	222.33	283.73	200.01	198.74	194.09	156.93	194.60	112.29	168.81	206.63	258.55	205.49
Mingora	34	217.70	223.70	278.20	258.36	180.14	223.76	192.66	214.12	130.35	223.76	205.98	296.94	349.97
Quetta	35	193.02	216.03	256.17	174.64	170.74	175.27	162.99	200.22	123.95	173.32	238.43	232.03	196.34
Turbat	36	204.06	212.24	299.10	189.39	204.26	216.07	174.09	186.69	118.43	146.41	174.67	214.90	206.04
Gawadar	37	199.79	221.16	248.63	196.38	171.47	209.09	162.94	180.41	108.49	119.08	206.81	214.56	204.09
Loralai	38	209.85	221.45	268.77	205.88	198.16	183.02	196.24	202.00	114.25	186.98	187.33	285.97	250.31
Khuzdar	39	202.28	222.19	271.19	194.79	161.54	208.51	180.10	200.66	136.04	172.68	177.29	343.32	196.71
D. M. Jamali	40	208.26	231.88	275.14	195.56	176.20	189.86	163.27	202.25	122.49	155.04	224.35	279.92	198.34

7.8 Index Numbers of Wholesale Prices by Commodity Groups

Year / month	General	Agriculture Forestry & Fishery Product	Ores & Minerals electricity gas & water	Food product Beverages & tobacco Textile Apparel & Leather Product	Other transportable Goods	Metal product Machinery & Equipment
--------------	---------	--	---	--	---------------------------	-------------------------------------

(2007-08=100)

2009-10	135.40	142.02	139.76	135.02	135.41	111.10
2010-11	164.17	183.20	159.13	166.49	155.77	128.10
2011-12	181.29	185.04	182.74	176.07	194.64	152.55
2012-13	194.61	198.23	211.17	188.39	203.93	159.29
2013-14	158.88	165.52	163.62	156.11	162.99	132.02
2013 Sep	209.33	218.32	240.04	199.08	213.44	166.39
Oct	211.70	220.96	243.64	200.96	216.28	166.77
Nov	212.22	220.76	243.77	201.99	216.87	168.01
Dec	210.11	212.36	243.89	200.91	218.30	168.65
2014 Jan	211.23	216.41	243.69	201.47	217.85	168.90
Feb	210.94	214.62	243.36	201.73	218.22	169.45
Mar	211.66	217.63	243.45	201.93	217.63	169.53
Apr	211.88	221.91	243.12	202.07	213.45	170.06
May	211.71	223.55	242.36	201.29	212.29	170.11
Jun	214.60	228.53	242.45	204.31	214.75	171.26
Jul	215.76	230.64	242.67	205.50	215.63	171.57
Aug	214.72	224.73	242.91	207.15	215.14	172.17
Sep	215.06	225.47	242.99	207.86	214.53	172.76

7.9 Index Numbers of Wholesale Prices by Commodities

AGRICULTURE FORESTRY & FISHERY											
Year/month	Wheat	Maize	Rice	Sorghum/ Jowar	Millet/ Bajra	Vege- tables	Fresh Fruits	Dry Fruits	Cotton Seeds	Other oil Seeds	Edible Roots Potatoes

(2007-08=100)

2009-10	157.54	115.02	111.40	158.39	107.75	151.74	106.02	137.88	144.08	122.94	162.12
2010-11	159.53	150.61	123.39	195.10	127.61	173.43	129.19	161.97	171.48	141.73	201.45
2011-12	163.44	159.77	149.45	191.12	153.77	211.52	175.48	181.96	189.55	166.98	175.20
2012-13	188.52	174.74	165.42	211.29	177.02	216.66	216.05	181.47	168.92	177.67	162.82
2013-14	227.13	185.28	177.67	279.98	179.06	254.41	226.73	201.66	185.58	178.30	314.12
2013 Sep	221.91	193.51	178.15	266.44	187.35	314.40	220.14	188.16	165.07	175.36	231.30
Oct	222.41	182.03	174.66	263.80	185.50	333.60	221.48	192.11	168.29	175.89	308.49
Nov	231.90	178.94	176.47	263.55	179.40	367.68	194.51	197.11	168.77	178.95	472.04
Dec	244.00	175.94	176.55	248.44	175.79	220.02	183.06	201.08	168.48	182.45	296.10
2014 Jan	243.48	176.18	177.05	276.14	174.47	215.08	187.74	203.14	188.10	184.14	217.35
Feb	246.93	178.62	177.64	277.39	171.25	183.62	195.94	205.28	191.11	183.54	227.80
Mar	250.86	180.57	178.17	289.35	174.91	195.18	213.00	207.33	197.27	183.71	288.60
Apr	232.52	188.84	179.08	304.45	173.13	236.30	258.23	208.07	209.33	172.46	400.84
May	204.31	190.14	179.49	317.54	169.81	211.50	264.24	213.82	220.44	177.64	447.26
Jun	205.99	189.74	180.08	316.79	173.02	205.05	283.76	219.20	219.90	182.36	472.92
Jul	207.97	191.76	179.66	323.08	174.47	247.48	321.25	217.95	231.50	190.46	543.47
Aug	214.37	193.63	180.50	328.11	174.19	304.25	256.65	217.97	216.43	189.39	550.88
Sep	214.19	195.66	181.27	307.35	173.72	322.71	244.99	218.98	192.17	190.46	504.54

Contd.

7.9 Index Numbers of Wholesale Prices by Commodities

Year/month	AGRICULTURE FORESTRY & FISHERY											
	Stimulant & spice crops	Pulses	Sugar crops	Fibre crops	Unmanufactured tobacco	Poultry	Milk from bovine animals	Eggs	Raw animal material / wool	Hides&fur skins wool	Fuel wood in logs	Fishes fresh or chilled
(2007-08=100)												
2009-10	159.91	144.32	208.66	162.63	142.50	156.00	135.32	153.07	88.65	99.97	129.86	137.63
2010-11	212.69	169.24	287.34	280.76	156.10	163.53	157.40	148.79	113.86	106.92	151.43	136.35
2011-12	187.89	212.28	273.92	195.07	167.72	186.89	190.29	180.67	134.34	131.07	190.47	144.71
2012-13	184.68	204.81	267.92	193.56	171.49	178.40	213.81	191.02	138.84	139.08	215.48	191.11
2013-14	316.66	186.74	267.92	217.41	186.62	202.88	225.98	200.17	155.22	145.20	238.11	247.73
2013 Sep	254.77	176.48	267.92	219.53	181.07	177.47	222.52	205.51	153.55	145.03	234.96	249.62
Oct	261.90	175.64	267.92	225.78	181.07	173.31	223.35	203.29	153.55	144.43	232.88	248.24
Nov	275.65	178.53	267.92	212.61	181.11	159.59	223.35	230.34	153.55	145.71	236.04	249.22
Dec	289.64	186.65	267.92	210.20	187.30	185.85	224.04	245.62	153.55	147.61	238.23	249.61
2014 Jan	329.72	187.07	267.92	226.32	188.70	238.28	224.04	218.04	156.85	147.80	239.54	243.95
Feb	343.03	189.21	267.92	224.80	189.53	193.61	224.56	207.17	158.40	146.68	241.73	244.62
Mar	355.25	191.54	267.92	217.76	190.00	210.42	226.49	246.39	157.45	147.11	242.82	244.62
Apr	371.86	190.93	267.92	209.71	195.81	219.86	230.05	173.18	157.45	145.57	242.38	244.31
May	372.30	198.71	267.92	217.38	196.08	215.25	230.92	158.06	156.33	145.23	243.47	249.76
Jun	472.58	200.37	267.92	220.08	196.08	207.92	240.49	166.88	157.03	145.85	243.47	250.37
Jul	460.25	198.96	267.92	201.65	204.74	206.33	242.57	176.03	164.70	146.12	243.47	246.21
Aug	429.22	194.38	267.92	175.37	206.81	212.06	243.95	218.87	161.50	145.14	243.47	243.89
Sep	404.43	193.89	267.92	182.68	207.00	180.11	248.75	217.31	162.90	145.38	243.47	244.41

Contd.

7.9 Index Numbers of Wholesale Prices by Commodities

Year/Month	ORES/MINERALS, GAS & ELECT.				FOOD, BEVERAGES, TOBACCO TEXTILE, APP. LEATHER TEXTILE					
	Coal not Agglomerated	Natural Gas liquified	Salt pure sodium chloride	Electrical Energy	Meat of Animals	Vegetables & fruit Juices	Dried Fruits & Nuts	Fruits & Juices	Vegetable Oil Refined	Vegetable Ghee
(2007-08=100)										
2009-10	109.77	148.27	116.89	135.22	139.74	132.75	152.66	120.39	109.33	94.75
2010-11	120.42	157.03	125.80	166.98	174.86	148.78	170.78	133.20	127.91	118.21
2011-12	149.74	193.29	155.69	176.51	214.40	175.93	197.32	155.58	153.33	141.37
2012-13	209.81	197.43	175.78	226.10	228.80	186.93	219.33	158.67	157.94	141.75
2013-14	223.53	203.85	223.53	281.02	238.93	192.48	221.32	166.33	162.31	141.51
2013 Sep	223.53	204.58	217.04	279.61	233.93	192.05	223.21	165.08	161.04	140.69
Oct	223.53	204.63	217.04	287.44	239.95	192.05	223.95	165.10	160.07	140.53
Nov	223.53	204.91	217.04	287.44	239.95	192.59	224.54	165.29	160.83	141.61
Dec	223.53	205.11	220.90	287.44	239.95	193.79	223.51	166.02	161.60	142.45
2014 Jan	223.53	204.61	228.23	287.44	239.95	193.91	222.32	166.02	161.86	142.28
Feb	223.53	203.90	231.42	287.44	240.41	193.91	218.89	166.02	161.68	140.94
Mar	223.53	204.10	231.42	287.44	240.41	191.62	218.74	166.09	164.69	144.11
Apr	223.53	203.39	231.42	287.44	241.31	191.62	218.45	166.33	164.58	142.54
May	223.53	201.77	234.11	287.44	241.31	192.16	218.45	169.52	165.54	141.65
Jun	223.53	201.86	243.18	287.44	243.10	194.02	217.80	170.89	165.47	140.01
Jul	223.53	202.34	243.18	287.44	246.01	194.12	217.80	171.20	164.33	140.35
Aug	223.53	202.79	248.50	287.44	252.65	194.12	219.98	171.34	163.56	139.94
Sep	223.53	202.94	248.50	287.44	256.74	194.12	219.98	171.34	162.58	139.10

Contd.

7.9 Index Numbers of Wholesale Prices by Commodities

FOOD, BEVERAGES, TOBACCO TEXTILE, APP. LEATHER TEXTILE													
Year / month	Oil cakes	Processed Liquid Milk	Milk & cream in solid form	Ice cream	Dairy Product N.E.C	Wheat Flour	Other cereal Flour	Sugar Refined	Choco late	Sugar Confectionary	Coffee & Tea	Spices	Other Food Product
(2007-08=100)													
2009-10	133.50	131.72	143.69	133.53	126.71	146.16	102.24	209.80	98.94	101.73	151.22	116.98	186.48
2010-11	150.73	154.76	190.61	139.71	141.43	146.53	135.02	251.13	99.77	101.52	165.31	162.42	244.90
2011-12	149.51	182.39	170.43	155.81	184.52	151.98	163.80	229.24	100.35	100.56	192.23	267.98	301.28
2012-13	166.19	207.70	171.54	172.43	207.02	172.24	194.72	201.93	99.19	101.34	203.24	279.84	319.16
2013-14	191.83	211.76	196.23	210.37	220.93	205.78	139.04	206.98	99.19	102.28	215.49	193.08	308.00
2013 Sep	176.21	205.54	179.40	209.53	216.63	202.67	138.44	212.34	99.19	102.28	230.54	195.85	316.68
Oct	181.08	205.54	188.09	209.79	217.26	205.40	134.55	218.48	99.19	102.28	230.00	191.28	308.23
Nov	181.80	205.54	190.96	209.79	217.26	209.15	132.04	229.71	99.19	102.28	229.47	194.28	308.23
Dec	183.79	210.94	193.72	209.79	217.26	214.45	136.20	202.31	99.19	102.28	226.18	194.39	308.23
2014 Jan	191.76	210.94	202.00	209.79	217.62	214.41	133.04	196.44	99.19	102.28	214.63	190.97	308.48
Feb	193.86	210.94	207.03	209.79	218.81	214.84	141.77	192.80	99.19	102.28	213.04	191.33	308.48
Mar	198.60	215.66	207.17	209.79	223.27	217.42	138.58	201.11	99.19	102.28	208.86	191.41	308.40
Apr	207.80	219.13	207.76	209.79	228.17	211.80	140.44	201.00	99.19	102.28	198.66	191.57	308.98
May	219.35	222.76	209.55	218.66	230.41	197.22	139.33	196.99	99.19	102.28	188.38	191.30	293.22
Jun	217.25	223.02	211.32	214.21	235.64	196.01	139.38	208.70	99.19	102.28	185.89	191.67	293.72
Jul	232.05	223.02	212.82	219.91	235.94	195.47	138.16	216.56	99.19	102.28	184.43	191.70	293.72
Aug	212.95	231.82	214.15	219.91	235.94	201.98	136.37	220.01	99.19	102.28	181.34	191.50	294.38
Sep	208.10	234.27	219.41	219.91	235.94	200.80	137.97	231.31	99.19	102.28	183.60	191.60	296.10

Contd.

7.9 Index number of wholesale prices by commodities

Year/month	FOOD, BEVERAGES, TOBACCO TEXTILE, APP. LEATHER TEXTILE									
	Mineral Water	Beverages	Tobacco Product	Cotton Yarn	Nylon Yarn	Blended Yarn	Woven Fabrics	Cotton Fabrics	Other Fabrics	Silk & Reyon Fabrics
(2007-08=100)										
2009-10	114.20	111.17	131.16	150.86	131.65	157.00	121.53	120.46	115.78	116.19
2010-11	127.10	120.80	168.69	182.87	174.17	195.31	129.39	137.84	126.16	125.75
2011-12	163.62	133.28	175.62	196.06	190.80	194.74	163.54	167.42	154.74	139.06
2012-13	168.78	137.45	208.80	208.38	181.46	193.63	196.76	175.90	166.96	152.04
2013-14	182.07	151.87	246.42	213.03	178.22	198.57	222.82	189.15	182.16	161.87
2013 Sep	180.22	139.63	242.41	222.40	182.19	200.64	217.16	187.43	175.74	160.08
Oct	181.84	148.83	242.41	223.38	183.61	202.06	218.12	187.77	178.98	160.48
Nov	181.84	150.11	242.41	221.66	181.73	201.89	224.64	187.77	179.06	161.09
Dec	181.84	152.77	242.41	215.52	181.73	201.89	226.82	187.77	179.06	161.09
2014 Jan	181.84	152.12	242.41	217.06	180.95	201.89	226.82	187.77	179.06	161.09
Feb	181.84	152.12	242.41	218.02	179.07	201.29	226.82	187.77	179.06	161.09
Mar	183.04	155.31	242.41	207.32	177.75	199.15	226.82	189.65	179.75	161.09
Apr	184.22	161.66	242.41	201.07	167.97	193.66	226.82	193.10	192.36	165.36
May	185.23	164.58	242.41	200.83	165.10	191.86	226.82	193.10	194.43	165.85
Jun	185.23	166.38	290.52	200.42	162.34	192.59	226.82	196.81	197.56	165.85
Jul	185.63	167.46	290.52	200.42	161.40	193.60	226.82	196.81	197.56	165.85
Aug	185.63	169.18	290.52	195.72	163.67	193.92	226.82	196.81	203.01	175.35
Sep	185.63	169.40	290.52	192.90	164.84	193.92	226.82	196.81	203.01	175.35

Contd.

7.9 Index numbers of wholesale prices by commodities

Year / month	FOOD, BEVERAGES, TOBACCO TEXTILE, APP. LEATHER TEXTILE										
	Towels	Blankets	Bedsheet	Quilt	Woolen Carpets	Synthetic Carpets	Hosiery Product	Ready made Garments	Leather without Hairs	Other Leather N.E.C	Foot wears
(2007-08=100)											
2009-10	124.68	112.40	123.12	108.77	103.57	134.23	111.76	109.52	104.89	107.27	101.48
2010-11	141.55	123.47	132.06	128.15	104.56	143.26	126.73	114.24	107.07	112.02	101.48
2011-12	181.78	150.59	165.52	144.49	105.11	147.81	155.38	125.21	109.08	120.09	110.49
2012-13	202.34	179.22	201.81	150.78	106.55	116.43	176.65	137.23	111.60	130.47	134.42
2013-14	231.49	205.36	230.69	166.21	110.96	115.50	191.70	156.73	168.48	288.58	134.22
2013 Sep	218.47	185.21	217.78	156.32	106.55	114.41	185.30	152.13	140.50	263.79	139.49
Oct	231.87	189.62	223.74	160.74	106.55	114.41	185.37	153.12	140.50	263.79	139.49
Nov	233.85	196.10	227.19	160.74	109.52	115.69	187.81	153.12	144.55	276.28	139.49
Dec	234.25	204.97	236.05	169.53	113.69	116.10	187.81	153.12	149.13	297.73	134.22
2014 Jan	234.25	219.66	236.05	172.42	113.69	116.10	195.18	153.12	161.61	341.85	134.22
Feb	234.25	219.66	236.05	172.42	113.69	116.10	195.18	153.12	167.71	370.13	134.22
Mar	234.25	219.66	236.05	172.42	113.69	116.10	195.50	153.12	209.40	339.91	134.22
Apr	242.19	219.66	242.12	172.42	113.69	116.10	196.90	169.94	203.40	314.19	134.22
May	242.19	219.66	242.12	172.42	113.69	116.10	198.64	168.50	212.68	276.72	134.22
Jun	242.19	219.66	242.12	172.42	113.69	116.10	202.13	169.33	223.51	276.72	134.22
Jul	242.19	219.66	242.12	172.42	132.14	116.10	204.27	175.43	223.51	249.44	134.22
Aug	244.18	219.66	242.12	172.42	132.14	125.42	206.13	180.12	216.45	230.78	134.22
Sep	246.16	223.55	242.12	177.63	132.14	126.27	208.91	183.14	212.86	210.44	134.22

Contd.

7.9 Index numbers of wholesale prices by commodities

Year/month	OTHER TRANSPORTABLE GOODS												
	Timber	Printing Paper	Hard Board	Coke	Motor Sprit	Diesel Oil	Kerosine Oil	Furnace Oil	Mobile Oil	Chemicals	Dying Materials	Fertilizers	Pesticides
(2007-08=100)													
2009-10	118.75	110.69	97.22	116.57	119.93	167.91	167.68	130.09	138.19	107.72	102.23	143.70	124.59
2010-11	127.27	106.84	110.16	139.84	126.84	194.78	196.30	154.78	150.55	123.06	106.61	174.65	135.09
2011-12	139.00	127.83	150.70	159.41	155.00	240.05	241.84	200.78	173.18	144.52	105.67	258.65	164.20
2012-13	149.51	158.66	193.63	163.45	168.70	257.74	260.42	177.08	183.78	154.14	105.42	261.38	195.99
2013-14	170.36	169.84	220.14	163.45	184.99	271.23	283.49	176.90	194.20	171.90	115.91	266.33	227.17
2013 Sep	161.45	164.84	208.33	163.45	184.38	270.32	282.64	179.02	192.70	165.49	104.26	269.45	213.45
Oct	163.35	167.02	214.58	163.45	191.35	279.68	288.36	182.48	193.09	165.70	104.26	264.71	222.93
Nov	166.37	167.02	214.58	163.45	190.50	279.46	288.01	184.52	193.09	169.65	106.46	263.88	224.99
Dec	173.24	169.75	229.17	163.45	190.50	279.46	288.01	184.93	193.09	172.77	107.55	266.56	225.48
2014 Jan	174.55	169.75	229.17	163.45	190.50	279.46	288.01	183.45	193.09	171.72	107.55	264.18	225.48
Feb	174.55	169.75	229.17	163.45	190.50	279.46	288.01	182.18	193.09	171.72	107.55	267.25	225.62
Mar	174.55	176.01	229.17	163.45	185.89	279.46	288.01	177.75	194.41	175.87	107.55	264.50	237.58
Apr	178.07	177.81	229.17	163.45	182.98	267.04	288.01	165.65	197.73	176.47	143.77	264.50	237.58
May	178.07	174.58	229.17	163.45	182.40	260.69	288.01	166.52	197.73	176.24	143.77	265.61	237.58
Jun	182.14	172.62	229.17	163.45	182.40	260.69	288.01	172.01	200.28	189.08	143.77	267.48	254.27
Jul	184.69	172.62	229.17	163.45	182.40	260.69	288.01	173.10	201.17	193.10	143.77	268.66	262.86
Aug	184.69	169.34	229.17	163.45	182.40	260.69	288.01	169.47	201.17	194.21	143.77	270.28	270.02
Sep	188.95	169.34	229.17	163.45	180.02	256.53	281.74	171.21	201.17	195.25	143.77	271.20	266.71

Contd.

7.9 Index Numbers of Wholesale Prices by Commodities

Year / month	OTHER TRANSPORTABLE GOODS												
	Insecticides	Paints & Varnishes	Medicines	Soaps & Detergent	Auto Tyers	Plastic Products	Glass Sheets	Other Glass Articles	Ceramics & Sanitary	Bricks Blocks & Tiles	Cement	Bed Foams	Matches
(2007-08=100)													
2009-10	112.11	135.74	108.01	117.69	136.43	123.66	146.16	156.19	126.75	129.58	117.30	105.04	108.52
2010-11	125.88	151.75	115.64	130.52	147.14	135.05	152.83	175.04	129.49	140.85	140.80	113.46	111.73
2011-12	125.90	187.97	117.18	151.04	171.17	179.77	168.41	206.10	136.90	165.89	162.19	126.38	118.84
2012-13	120.85	237.85	138.59	167.01	180.56	193.02	192.56	199.82	158.32	176.20	185.77	141.29	132.57
2013-14	143.37	260.43	139.76	180.26	185.96	201.16	207.04	212.10	182.46	193.91	203.42	148.32	143.20
2013 Sep	129.93	247.70	138.77	178.79	185.57	199.06	204.55	206.09	166.88	188.17	201.55	145.33	143.20
Oct	131.09	249.49	138.77	178.79	185.57	199.24	205.47	206.09	170.85	192.69	200.39	147.67	143.20
Nov	131.04	249.49	138.77	178.85	185.73	200.86	206.90	213.87	171.02	194.89	200.84	149.33	143.20
Dec	133.78	265.56	138.77	181.19	185.73	201.76	207.75	214.09	171.05	196.76	204.86	149.67	143.20
2014 Jan	133.78	267.31	139.69	181.22	185.73	202.31	207.75	214.09	192.64	197.12	205.56	149.67	143.20
Feb	136.69	268.31	139.69	181.22	185.73	202.33	207.75	214.09	192.64	195.96	207.30	149.67	143.20
Mar	136.47	268.31	140.31	181.82	185.73	202.33	207.75	214.09	194.56	195.96	207.69	149.67	143.20
Apr	177.92	268.31	140.59	181.82	185.73	202.70	209.86	214.09	199.50	197.05	207.45	149.67	143.20
May	178.94	269.84	141.80	182.20	186.63	203.08	209.86	218.27	199.50	196.15	207.98	149.67	143.20
Jun	181.89	275.71	142.22	183.11	188.21	203.08	209.86	218.27	201.75	200.57	207.76	150.83	143.20
Jul	181.89	275.71	144.21	183.11	188.21	203.08	209.86	218.27	200.07	201.73	207.76	150.83	143.20
Aug	181.05	276.16	144.21	175.81	188.21	205.01	209.86	218.27	200.91	202.38	207.44	150.83	143.20
Sep	178.63	279.37	145.03	176.33	188.28	206.32	209.86	218.27	207.26	203.25	207.79	150.83	143.20

Contd.

7.9 Index Numbers of Wholesale Prices by Commodities

Year/month	METAL PRODUCT MACHINERY & EQUIP									
	Pig Iron	Steel Bars & Sheets	Pipe Fittings	Steel Products	Engine & Motors	Vacuum Pumps	Air Conditioners	Cultivators	Chuff Cutter	Tractors
(2007-08=100)										
2009-10	129.91	102.51	124.35	117.63	105.29	111.45	143.04	145.95	121.31	137.08
2010-11	128.97	116.14	129.52	125.59	106.23	112.44	147.52	172.18	127.89	152.78
2011-12	128.97	133.06	140.66	152.22	109.07	115.39	165.34	184.47	131.97	177.34
2012-13	128.97	134.92	143.38	162.79	109.07	115.39	174.17	187.71	140.67	161.96
2013-14	128.97	140.15	163.38	169.47	109.07	115.39	180.79	215.46	146.36	188.81
2013 Sep	128.97	141.14	150.29	168.46	109.07	115.39	179.78	191.51	144.94	161.96
Oct	128.97	141.14	160.63	168.46	109.07	115.39	181.12	200.36	144.94	169.82
Nov	128.97	140.55	166.34	170.08	109.07	115.39	181.12	226.90	144.94	193.29
Dec	128.97	140.33	168.00	170.12	109.07	115.39	181.12	226.90	144.94	193.29
2014 Jan	128.97	140.23	168.33	170.19	109.07	115.39	181.12	226.90	144.94	193.29
Feb	128.97	139.12	168.33	170.19	109.07	115.39	181.12	226.90	144.94	193.29
Mar	128.97	138.60	168.33	170.24	109.07	115.39	181.12	226.90	149.20	193.29
Apr	128.97	138.13	168.33	170.24	109.07	115.39	181.12	226.90	149.20	214.54
May	128.97	139.53	168.33	170.24	109.07	115.39	181.12	226.90	149.20	214.54
Jun	128.97	144.30	175.34	170.24	109.07	115.39	181.12	226.90	149.20	214.54
Jul	128.97	146.08	175.34	170.24	109.07	115.39	181.12	226.90	149.20	214.54
Aug	128.97	149.75	175.34	170.24	109.07	115.39	195.53	226.90	149.20	214.54
Sep	128.97	151.35	191.63	172.77	109.07	115.39	195.53	226.90	149.20	214.54

Contd.

7.9 Index Numbers of Wholesale Prices by Commodities

METAL PRODUCT MACHINERY & EQUIP									
Year / month	Lathe Machine	Concrete Mixer	Refrige Wash & Sew mach Iron	Electrical Wires	Lighting Equipments	Radio & Television	Motor Vehicles	Motor Cycles	Bicycles

(2007-08=100)

2009-10	140.74	132.73	119.22	131.12	108.05	119.91	130.55	113.20	108.90
2010-11	142.43	135.46	138.87	142.63	115.71	122.93	142.13	116.77	134.71
2011-12	147.58	138.83	162.92	160.69	141.05	130.71	155.07	122.52	166.65
2012-13	147.68	138.83	167.54	160.01	147.57	127.52	170.90	125.06	177.20
2013-14	186.40	138.83	188.44	173.65	163.03	126.49	179.74	125.61	181.58
2013 Sep	148.86	138.83	180.51	168.13	162.27	126.49	174.21	124.80	180.99
Oct	155.90	138.83	181.62	168.13	162.52	126.49	174.21	124.80	180.99
Nov	174.96	138.83	186.98	169.09	163.43	126.49	181.77	125.41	180.99
Dec	208.81	138.83	191.24	169.55	162.71	126.49	181.93	125.41	180.99
2014 Jan	208.81	138.83	192.24	178.73	162.86	126.49	182.16	125.58	180.99
Feb	208.81	138.83	192.33	178.73	162.86	126.49	182.16	125.69	182.84
Mar	208.81	138.83	192.37	178.73	163.27	126.49	184.47	126.15	182.84
Apr	208.81	138.83	195.02	178.73	164.75	126.49	182.75	126.48	182.84
May	208.81	138.83	193.39	179.18	164.95	126.49	182.59	126.70	182.84
Jun	208.81	138.83	195.75	179.18	164.95	126.49	182.59	126.70	182.84
Jul	208.81	138.83	195.93	179.18	164.95	126.49	182.59	126.70	182.84
Aug	208.81	138.83	195.93	179.18	164.95	126.49	182.59	126.92	182.84
Sep	208.81	138.83	196.04	184.79	164.95	126.49	182.59	126.92	182.84

7.10 Intercity Wholesale Prices of Selected Commodities

Group/Commodity/Item Specification	Unit	City	Prices (Rs.)			% Change in Sept., 2014	
						Over	
			Sept., 2014	Aug., 2014	Sept., 2013	Aug., 2014	Sept., 2013
1. Agriculture Forestry & Fishery							
001. Wheat							
0112201. WHEAT AVG. QLTY.	100 KG.	LAH	3437.50	3437.50	3612.50	0.00	-4.84
		FAS	3331.00	3400.00	3550.00	-2.03	-6.17
		RAW	3650.00	3550.00	3525.00	2.82	3.55
		MUL	3500.00	3500.00	3500.00	0.00	0.00
		GUJ	3250.00	3235.00	3450.00	0.46	-5.80
		SAH	3281.50	3312.50	3250.00	-0.94	0.97
		SAR	3050.00	3300.00	3375.00	-7.58	-9.63
		SKT	3425.00	3350.00	3525.00	2.24	-2.84
		BPR	3362.50	3362.50	3462.50	0.00	-2.89
		GJT	3300.00	3262.50	3450.00	1.15	-4.35
		KSR	3412.50	3412.50	3525.00	0.00	-3.19
		KAR	3400.00	3400.00	3700.00	0.00	-8.11
		HYD	3280.00	3280.00	3550.00	0.00	-7.61
		SKR	3400.00	3400.00	3400.00	0.00	0.00
		LRK	3125.00	3125.00	3750.00	0.00	-16.67
		MPK	3250.00	3250.00	2975.00	0.00	9.24
		NWB	3500.00	3500.00	3500.00	0.00	0.00
		PSH	3469.00	3500.00	3375.00	-0.89	2.79
		BNU	3400.00	3300.00	3650.00	3.03	-6.85
002. Maize							
0112201. MAIZE AVG. QLTY.	40 KG.	LAH	1150.00	1150.00	1150.00	0.00	0.00
		FAS	1050.00	1050.00	1200.00	0.00	-12.50
		RAW	1175.00	1175.00	1175.00	0.00	0.00
		SAR	1075.00	1025.00	1087.50	4.88	-1.15
		KSR	1150.00	1150.00	1150.00	0.00	0.00
		KAR	1420.00	1420.00	1055.00	0.00	34.60
		HYD	1275.00	1200.00	1275.00	6.25	0.00
		PSH	1020.00	1020.00	1120.00	0.00	-8.93
		BNU	1350.00	1350.00	1500.00	0.00	-10.00
		QTA	1390.00	1390.00	1210.00	0.00	14.88
003. Rice							
0113201. RICE BASMATI SUP. QLTY.	40 KG.	LAH	4900.00	4900.00	5100.00	0.00	-3.92
		FAS	4250.00	4250.00	4125.00	0.00	3.03
		RAW	5050.00	5050.00	4775.00	0.00	5.76
		MUL	4450.00	4450.00	4500.00	0.00	-1.11
		GUJ	4750.00	4750.00	4550.00	0.00	4.40
		SKT	4800.00	4800.00	4760.00	0.00	0.84
		KAR	5000.00	5000.00	4500.00	0.00	11.11
		HYD	4725.00	4700.00	4500.00	0.53	5.00
		MPK	4600.00	4800.00	4750.00	-4.17	-3.16
		PSH	4875.00	4875.00	4850.00	0.00	0.52
		MNG	4400.00	4400.00	4825.00	0.00	-8.81
		QTA	5200.00	4800.00	4600.00	8.33	13.04
0113202. RICE BASMATI BROKEN AVG. QLTY.	40 KG.	LAH	2875.00	2875.00	2760.00	0.00	4.17
		RAW	3262.50	3262.50	3075.00	0.00	6.10
		GUJ	2600.00	2600.00	2350.00	0.00	10.64
		SAH	2200.00	2200.00	2700.00	0.00	-18.52
		SKT	2550.00	2550.00	2720.00	0.00	-6.25
		BPR	2100.00	2100.00	2100.00	0.00	0.00
		GJT	2600.00	2600.00	2505.00	0.00	3.79
		KSR	2825.00	2825.00	2775.00	0.00	1.80
		KAR	2840.00	2840.00	2560.00	0.00	10.94
		HYD	2450.00	2400.00	2325.00	2.08	5.38
		SKR	2500.00	2300.00	2200.00	8.70	13.64
		LRK	3200.00	3200.00	3200.00	0.00	0.00
		MPK	1900.00	2000.00	1830.00	-5.00	3.83

Contd.

7.10 Intercity Wholesale Prices of Selected Commodities

Group/Commodity/Item Specification	Unit	City	Prices (Rs.)			% Change in Sept., 2014			
						Over			
			Sept., 2014	Aug., 2014	Sept., 2013	Aug., 2014	Sept., 2013		
0113203. RICE IRRI-9 PUNJAB	40 KG.	PSH	2600.00	2600.00	2600.00	0.00	0.00		
		BNU	1700.00	1700.00	1875.00	0.00	-9.33		
		QTA	3300.00	2900.00	2800.00	13.79	17.86		
		LAH	2325.00	2325.00	2325.00	0.00	0.00		
		FAS	2750.00	2750.00	2475.00	0.00	11.11		
		RAW	2425.00	2425.00	2375.00	0.00	2.11		
0113204. RICE IRRI-6 SINDH	40 KG.	SAR	1800.00	1800.00	1475.00	0.00	22.03		
		SKT	1210.00	1210.00	1210.00	0.00	0.00		
		QTA	1460.00	1460.00	1425.00	0.00	2.46		
		KAR	1960.00	1960.00	1770.00	0.00	10.73		
		HYD	1625.00	1625.00	1625.00	0.00	0.00		
		SKR	1600.00	1600.00	1700.00	0.00	-5.88		
004. Sorghum / Jowar	40 KG.	LRL	1400.00	1400.00	1800.00	0.00	-22.22		
		NWB	1630.00	1630.00	1500.00	0.00	8.67		
		PSH	1600.00	1600.00	1670.00	0.00	-4.19		
		QTA	1420.00	1420.00	1425.00	0.00	-0.35		
		0114201. JOWAR AVG. QLTY.	40 KG.	LAH	1900.00	1900.00	1400.00	0.00	35.71
		FAS	1450.00	1450.00	1350.00	0.00	7.41		
005. Millet / Bajra	40 KG.	SAR	2650.00	2675.00	2250.00	-0.93	17.78		
		GJT	1900.00	2750.00	1700.00	-30.91	11.76		
		KAR	1060.00	1060.00	1050.00	0.00	0.95		
		HYD	1750.00	1700.00	1475.00	2.94	18.64		
		PSH	1500.00	1500.00	1360.00	0.00	10.29		
		0118201. BAJRA AVG. QLTY.	40 KG.	LAH	1125.00	1125.00	1175.00	0.00	-4.26
006. Vegetables	100 KG.	FAS	1025.00	1075.00	1150.00	-4.65	-10.87		
		SAR	1200.00	1175.00	1175.00	2.13	2.13		
		GJT	1000.00	1012.50	1200.00	-1.23	-16.67		
		KAR	1170.00	1170.00	1240.00	0.00	-5.65		
		HYD	1150.00	1120.00	1200.00	2.68	-4.17		
		PSH	1161.50	1175.00	1306.00	-1.15	-11.06		
		0122201. CUCUMBER (KHEERA) AVG. QLTY.	100 KG.	LAH	3900.00	3250.00	4550.00	20.00	-14.29
		FAS	4500.00	4000.00	4500.00	12.50	0.00		
		RAW	4450.00	4750.00	5650.00	-6.32	-21.24		
		MUL	5750.00	2500.00	6750.00	130.00	-14.81		
0122401. TOMATOES AVG. QLTY.	40 KG.	GUJ	5250.00	5250.00	5100.00	0.00	2.94		
		SAR	4725.00	6425.00	5250.00	-26.46	-10.00		
		SKT	7750.00	8500.00	6000.00	-8.82	29.17		
		KAR	3500.00	2900.00	2700.00	20.69	29.63		
		HYD	6000.00	5200.00	6100.00	15.38	-1.64		
		SKR	4000.00	3000.00	3125.00	33.33	28.00		
		PSH	2750.00	4250.00	3750.00	-35.29	-26.67		
		BNU	2000.00	2000.00	3500.00	0.00	-42.86		
		QTA	4200.00	7000.00	7250.00	-40.00	-42.07		
		LAH	2730.00	1525.00	1700.00	79.02	60.59		
		FAS	1900.00	1450.00	1700.00	31.03	11.76		
		RAW	2425.00	2325.00	2125.00	4.30	14.12		
		MUL	1900.00	1225.00	1700.00	55.10	11.76		
		GUJ	2750.00	2875.00	2000.00	-4.35	37.50		
SAH	2400.00	1800.00	2500.00	33.33	-4.00				
SAR	2185.00	1525.00	2100.00	43.28	4.05				
SKT	2800.00	3000.00	2000.00	-6.67	40.00				
BPR	2840.00	1000.00	2080.00	184.00	36.54				
GJT	2650.00	1950.00	2000.00	35.90	32.50				
KAR	1900.00	1080.00	1330.00	75.93	42.86				
HYD	1600.00	1400.00	2050.00	14.29	-21.95				

Contd.

7.10 Intercity Wholesale Prices of Selected Commodities

Group/Commodity/Item Specification	Unit	City	Prices (Rs.)			% Change in Sept.,2014	
						Over	
			Sept., 2014	Aug., 2014	Sept., 2013	Aug., 2014	Sept., 2013
		SKR	1800.00	1440.00	1660.00	25.00	8.43
		LRK	2400.00	1600.00	2800.00	50.00	-14.29
		MPK	1400.00	1400.00	2200.00	0.00	-36.36
		PSH	1720.00	1175.00	2250.00	46.38	-23.56
		BNU	1600.00	1550.00	1650.00	3.23	-3.03
		MNG	1500.00	975.00	2350.00	53.85	-36.17
		QTA	1250.00	650.00	1600.00	92.31	-21.88
0124201. GARLIC	40 KG.	LAH	4187.50	3880.00	4800.00	7.93	-12.76
		FAS	3000.00	2600.00	2700.00	15.38	11.11
		RAW	3550.00	3700.00	4725.00	-4.05	-24.87
		SAR	4800.00	4000.00	3350.00	20.00	43.28
		SKT	4000.00	4900.00	4000.00	-18.37	0.00
		GJT	3850.00	3850.00	3400.00	0.00	13.24
		KAR	3800.00	3800.00	3240.00	0.00	17.28
		HYD	3600.00	3600.00	3225.00	0.00	11.63
		SKR	3400.00	2900.00	2600.00	17.24	30.77
		PSH	3900.00	3600.00	3200.00	8.33	21.88
		MNG	4800.00	3600.00	3800.00	33.33	26.32
		QTA	5000.00	5800.00	3900.00	-13.79	28.21
0124301. ONIONS DRY AVG. QLTY.	40 KG.	LAH	1535.00	1330.00	1470.00	15.41	4.42
		FAS	1500.00	1300.00	1350.00	15.38	11.11
		RAW	1430.00	1590.00	1625.00	-10.06	-12.00
		MUL	1450.00	1225.00	1225.00	18.37	18.37
		GUJ	1550.00	1350.00	1300.00	14.81	19.23
		SAH	1400.00	1400.00	1600.00	0.00	-12.50
		SAR	1275.00	1300.00	1650.00	-1.92	-22.73
		SKT	1500.00	1500.00	1600.00	0.00	-6.25
		BPR	1160.00	1240.00	1680.00	-6.45	-30.95
		GJT	2000.00	1550.00	1450.00	29.03	37.93
		KSR	1575.00	1330.00	1300.00	18.42	21.15
		KAR	920.00	760.00	1040.00	21.05	-11.54
		HYD	1200.00	1325.00	1450.00	-9.43	-17.24
		SKR	1050.00	855.00	1306.56	22.81	-19.64
		LRK	1150.00	1225.00	1600.00	-6.12	-28.13
		MPK	1100.00	800.00	1200.00	37.50	-8.33
		NWB	1600.00	1400.00	1000.00	14.29	60.00
		PSH	1360.00	1250.00	1425.00	8.80	-4.56
		BNU	1250.00	1200.00	1550.00	4.17	-19.35
		MNG	1050.00	1050.00	1450.00	0.00	-27.59
		QTA	850.00	1150.00	1200.00	-26.09	-29.17
0124901. RADDISH AVG. QLTY.	100 KG.	RAW	3350.00	0.00	4025.00	-----	-16.77
		GUJ	4250.00	0.00	3000.00	-----	41.67
		SAR	1295.00	0.00	4200.00	-----	-69.17
		SKT	3200.00	0.00	5000.00	-----	-36.00
		KAR	3900.00	0.00	3900.00	-----	0.00
		MPK	3800.00	0.00	3800.00	-----	0.00
		PSH	4000.00	0.00	4100.00	-----	-2.44
0124902. LADY FINGER AVG. QLTY.	100 KG.	LAH	4300.00	3450.00	5150.00	24.64	-16.50
		FAS	4250.00	3750.00	2750.00	13.33	54.55
		RAW	3450.00	3750.00	4550.00	-8.00	-24.18
		MUL	5750.00	5750.00	5250.00	0.00	9.52
		SKT	8000.00	7100.00	6000.00	12.68	33.33
		KAR	4900.00	7500.00	2650.00	-34.67	84.91
		SKR	4000.00	5500.00	4600.00	-27.27	-13.04
		PSH	3200.00	5000.00	3250.00	-36.00	-1.54
		BNU	4500.00	5000.00	4500.00	-10.00	0.00
		QTA	5500.00	5500.00	8500.00	0.00	-35.29

Contd.

7.10 Intercity Wholesale Prices of Selected Commodities

Group/Commodity/Item Specification	Unit	City	Prices (Rs.)			% Change in Sept.,2014			
						Over			
			Sept., 2014	Aug., 2014	Sept., 2013	Aug., 2014	Sept., 2013		
0124903. TINDA AVG. QLTY.	100 KG.	LAH	4900.00	4550.00	5250.00	7.69	-6.67		
		FAS	6500.00	5000.00	5500.00	30.00	18.18		
		RAW	4550.00	3450.00	3700.00	31.88	22.97		
		MUL	6100.00	6100.00	7250.00	0.00	-15.86		
		SKT	10750.00	7200.00	5750.00	49.31	86.96		
		KAR	3700.00	3700.00	1710.00	0.00	116.37		
		SKR	4000.00	3000.00	1200.00	33.33	233.33		
		MPK	4600.00	4600.00	5800.00	0.00	-20.69		
		PSH	5000.00	3500.00	3000.00	42.86	66.67		
		MNG	5000.00	4875.00	3250.00	2.56	53.85		
		0124904. BRINJAL AVG. QLTY.	100 KG.	LAH	3350.00	3750.00	2300.00	-10.67	45.65
FAS	1800.00			2250.00	1250.00	-20.00	44.00		
MUL	2900.00			2900.00	2250.00	0.00	28.89		
SAR	2575.00			2710.00	1650.00	-4.98	56.06		
SKT	2200.00			4100.00	3000.00	-46.34	-26.67		
KAR	1700.00			2300.00	2265.00	-26.09	-24.94		
SKR	1250.00			3000.00	1800.00	-58.33	-30.56		
MPK	1700.00			2200.00	2900.00	-22.73	-41.38		
PSH	1225.00			2000.00	2500.00	-38.75	-51.00		
BNU	1700.00			1800.00	3050.00	-5.56	-44.26		
QTA	3200.00			3200.00	4000.00	0.00	-20.00		
0124905. BOTTLE GOURD (LOKI)	100 KG.	LAH	4300.00	3250.00	2350.00	32.31	82.98		
		FAS	2500.00	1925.00	1100.00	29.87	127.27		
		RAW	4350.00	4350.00	3350.00	0.00	29.85		
		KAR	3900.00	5650.00	1520.00	-30.97	156.58		
		HYD	4000.00	5000.00	2900.00	-20.00	37.93		
		SKR	3500.00	3500.00	2500.00	0.00	40.00		
		PSH	2025.00	3000.00	2000.00	-32.50	1.25		
		BNU	2500.00	2000.00	2450.00	25.00	2.04		
		LAH	6550.00	6150.00	5050.00	6.50	29.70		
		FAS	4500.00	4500.00	4250.00	0.00	5.88		
		RAW	4450.00	4650.00	3550.00	-4.30	25.35		
0124906. KARELLA	100 KG.	SAR	5235.00	5880.00	4250.00	-10.97	23.18		
		KAR	3800.00	4900.00	1720.00	-22.45	120.93		
		HYD	5000.00	4500.00	3900.00	11.11	28.21		
		SKR	3600.00	5500.00	3800.00	-34.55	-5.26		
		PSH	3450.00	3500.00	2500.00	-1.43	38.00		
		BNU	3000.00	2800.00	3650.00	7.14	-17.81		
		007. Fresh Fruits							
		0131201. BANANA AVG. QLTY.	DOZ.	LAH	67.50	67.50	42.50	0.00	58.82
				FAS	55.00	55.00	47.50	0.00	15.79
				RAW	107.50	148.75	51.00	-27.73	110.78
				MUL	72.50	92.50	62.50	-21.62	16.00
GUJ	57.50			57.50	52.50	0.00	9.52		
SKT	60.00			75.00	50.00	-20.00	20.00		
BPR	42.50			52.50	52.50	-19.05	-19.05		
GJT	62.50			62.50	40.00	0.00	56.25		
KAR	43.50			35.00	31.00	24.29	40.32		
HYD	47.50			65.00	45.00	-26.92	5.56		
SKR	45.00			55.00	45.00	-18.18	0.00		
MPK	25.00			25.00	18.00	0.00	38.89		
PSH	52.50			65.00	55.00	-19.23	-4.55		
MNG	85.00			90.00	80.00	-5.56	6.25		
0131701. PAPAYA (PAPETA)	40 KG.	LAH	3350.00	2950.00	2575.00	13.56	30.10		
		KAR	1900.00	1560.00	1700.00	21.79	11.76		
		HYD	2100.00	1800.00	1500.00	16.67	40.00		
		MPK	1400.00	1400.00	1200.00	0.00	16.67		

Contd.

7.10 Intercity Wholesale Prices of Selected Commodities

Group/Commodity/Item Specification	Unit	City	Prices (Rs.)			% Change in Sept.,2014	
						Over	
			Sept., 2014	Aug., 2014	Sept., 2013	Aug., 2014	Sept., 2013
0133001. GRAPES (ANGOOR) AVG. QLTY.	40 KG.	LAH	6950.00	6950.00	6300.00	0.00	10.32
		RAW	4550.00	7100.00	4250.00	-35.92	7.06
		KAR	3300.00	3100.00	3300.00	6.45	0.00
		HYD	5600.00	6750.00	4800.00	-17.04	16.67
		SKR	3800.00	3120.00	2250.00	21.79	68.89
		PSH	2172.00	4650.00	3200.00	-53.29	-32.13
0134401. STRAWBURY	40 KG.	QTA	3500.00	4000.00	3500.00	-12.50	0.00
		LAH	2900.00	2900.00	2100.00	0.00	38.10
		RAW	4650.00	4650.00	3425.00	0.00	35.77
		KAR	3800.00	3800.00	2900.00	0.00	31.03
		SKR	3500.00	3500.00	3200.00	0.00	9.38
		LAH	3350.00	3700.00	3650.00	-9.46	-8.22
0135101. APPLE AVG. QLTY.	40 KG.	RAW	2350.00	2350.00	2050.00	0.00	14.63
		MUL	2300.00	2300.00	2900.00	0.00	-20.69
		KAR	1560.00	1560.00	2490.00	0.00	-37.35
		HYD	1600.00	2000.00	1750.00	-20.00	-8.57
		SKR	1400.00	1250.00	1322.22	12.00	5.88
		PSH	2250.00	2000.00	2000.00	12.50	12.50
		MNG	2900.00	3200.00	2900.00	-9.38	0.00
		QTA	2000.00	4000.00	3600.00	-50.00	-44.44
		LAH	5250.00	5350.00	6650.00	-1.87	-21.05
		RAW	5350.00	5350.00	5250.00	0.00	1.90
0135102. APPLE SUP. QLTY.	40 KG.	GJT	5400.00	5400.00	4000.00	0.00	35.00
		KAR	2100.00	2100.00	4100.00	0.00	-48.78
		PSH	2933.00	2400.00	2400.00	22.21	22.21
		MNG	3600.00	4000.00	3800.00	-10.00	-5.26
		QTA	3000.00	5000.00	4600.00	-40.00	-34.78
		LAH	2650.00	2450.00	2050.00	8.16	29.27
		RAW	1825.00	1625.00	3175.00	12.31	-42.52
0135501. PEACH(AROO) AVG. QLTY.	40 KG.	KAR	2900.00	2900.00	1380.00	0.00	110.14
		PSH	2333.00	2000.00	1300.00	16.65	79.46
		QTA	4000.00	3000.00	3400.00	33.33	17.65
		LAH	1850.00	1850.00	2450.00	0.00	-24.49
		RAW	1850.00	2425.00	2325.00	-23.71	-20.43
		MUL	1100.00	1100.00	2100.00	0.00	-47.62
0135901. GUAVA AVG. QLTY.	40 KG.	KAR	1900.00	1560.00	2640.00	21.79	-28.03
		HYD	1750.00	1750.00	800.00	0.00	118.75
		PSH	1660.00	1600.00	1700.00	3.75	-2.35
		LAH	1050.00	1050.00	475.00	0.00	121.05
		FAS	700.00	700.00	450.00	0.00	55.56
		RAW	1375.00	1375.00	1220.00	0.00	12.70
0136101. WATER MELON	40 KG.	MUL	750.00	750.00	750.00	0.00	0.00
		KSR	925.00	925.00	475.00	0.00	94.74
		KAR	760.00	620.00	645.00	22.58	17.83
		HYD	1400.00	1000.00	900.00	40.00	55.56
		SKR	580.00	580.00	625.00	0.00	-7.20
		PSH	780.00	815.00	750.00	-4.29	4.00
		QTA	760.00	760.00	750.00	0.00	1.33
		LAH	1550.00	1550.00	1125.00	0.00	37.78
		RAW	1275.00	1275.00	1275.00	0.00	0.00
		SKT	1200.00	1200.00	1400.00	0.00	-14.29
0136102. MUSK MELON (SARDA/GARMA)	40 KG.	KAR	1100.00	1100.00	710.00	0.00	54.93
		PSH	1640.00	600.00	1000.00	173.33	64.00
		LAH	2175.00	2250.00	1275.00	-3.33	70.59
		RAW	1775.00	1675.00	1675.00	5.97	5.97
0136103. SWEET MELON (KHURBOZA)	40 KG.	KAR	1160.00	900.00	1040.00	28.89	11.54
		HYD	2400.00	2050.00	1600.00	17.07	50.00

Contd.

7.10 Intercity Wholesale Prices of Selected Commodities

Group/Commodity/Item Specification	Unit	City	Prices (Rs.)			% Change in Sept.,2014	
						Over	
			Sept., 2014	Aug., 2014	Sept., 2013	Aug., 2014	Sept., 2013
008. Dry Fruits							
0138101. ALMOND KAGZI(IN SHELL)AVG. QLTY.	40 KG.	LAH	19000.00	19000.00	18250.00	0.00	4.11
		RAW	11750.00	11750.00	9250.00	0.00	27.03
		MUL	17000.00	17000.00	15000.00	0.00	13.33
		KAR	17200.00	15800.00	14500.00	8.86	18.62
		HYD	19000.00	13650.00	13650.00	39.19	39.19
		MPK	16000.00	16000.00	14000.00	0.00	14.29
		PSH	22500.00	22000.00	17500.00	2.27	28.57
		MNG	26400.00	25000.00	20000.00	5.60	32.00
		QTA	12600.00	12600.00	12600.00	0.00	0.00
0138401. CHHOARA (DRY DATES) AVG. QLTY.	40 KG.	LAH	2900.00	2900.00	2900.00	0.00	0.00
		FAS	1950.00	1850.00	1825.00	5.41	6.85
		RAW	3775.00	3775.00	3225.00	0.00	17.05
		MUL	3100.00	3700.00	3100.00	-16.22	0.00
		KAR	3685.00	3685.00	3650.00	0.00	0.96
		HYD	2950.00	2950.00	2650.00	0.00	11.32
		MPK	1700.00	1800.00	1800.00	-5.56	-5.56
		PSH	3000.00	2400.00	2900.00	25.00	3.45
		BNU	3700.00	3700.00	4200.00	0.00	-11.90
0138501. PISTACHIO(WITHOUT SHELL)AVG. QLTY	40 KG.	LAH	67000.00	67000.00	67000.00	0.00	0.00
		RAW	81500.00	81500.00	52250.00	0.00	55.98
		MUL	83000.00	81000.00	71000.00	2.47	16.90
		KAR	73000.00	73000.00	60500.00	0.00	20.66
		HYD	84000.00	84000.00	65500.00	0.00	28.24
		SKR	80000.00	80000.00	66000.00	0.00	21.21
		PSH	76000.00	72000.00	52000.00	5.56	46.15
		QTA	58000.00	58000.00	58000.00	0.00	0.00
0138901. COCONUT DRY AVG. QLTY.	40 KG.	LAH	10250.00	10250.00	5700.00	0.00	79.82
		MUL	9750.00	9750.00	5500.00	0.00	77.27
		GJT	10600.00	10600.00	5600.00	0.00	89.29
		KAR	10200.00	10200.00	6300.00	0.00	61.90
		HYD	9500.00	9500.00	5950.00	0.00	59.66
		SKR	10200.00	11000.00	6800.00	-7.27	50.00
		MPK	10400.00	10400.00	6000.00	0.00	73.33
		PSH	10600.00	10250.00	4800.00	3.41	120.83
		MNG	10400.00	11200.00	6500.00	-7.14	60.00
009. Cotton Seeds							
0143101. COTTON SEEDS	40 KG.	FAS	975.00	1500.00	950.00	-35.00	2.63
		MUL	1275.00	1275.00	965.00	0.00	32.12
		SAH	970.00	1725.00	600.00	-43.77	61.67
		SAR	1250.00	1225.00	925.00	2.04	35.14
		SKT	1200.00	1200.00	1200.00	0.00	0.00
		KSR	1425.00	1425.00	1150.00	0.00	23.91
		KAR	1920.00	1920.00	1920.00	0.00	0.00
		HYD	1125.00	1150.00	1000.00	-2.17	12.50
010. Other Oil Seeds							
0144201. MUSTARD SEEDS	40 KG.	FAS	2750.00	2850.00	2500.00	-3.51	10.00
		MUL	2550.00	2550.00	2300.00	0.00	10.87
		SAH	2750.00	2550.00	2200.00	7.84	25.00
		BPR	2650.00	2750.00	2450.00	-3.64	8.16
		KSR	2750.00	2750.00	2750.00	0.00	0.00
		KAR	2465.00	2465.00	2275.00	0.00	8.35
		HYD	2550.00	2500.00	2075.00	2.00	22.89
		MPK	2600.00	2600.00	2300.00	0.00	13.04
		NWB	2800.00	2700.00	2500.00	3.70	12.00
		PSH	2800.00	2800.00	3200.00	0.00	-12.50

Contd.

7.10 Intercity Wholesale Prices of Selected Commodities

Group/Commodity/Item Specification	Unit	City	Prices (Rs.)			% Change in Sept.,2014	
						Over	
			Sept., 2014	Aug., 2014	Sept., 2013	Aug., 2014	Sept., 2013
011. Edible Roots / Potatoes							
0151001. POTATOES WHITE AVG. QLTY.	40 KG.	KAR	1480.00	1860.00	650.00	-20.43	127.69
		HYD	2000.00	2000.00	575.00	0.00	247.83
		SKR	1800.00	2220.00	800.00	-18.92	125.00
		MPK	1500.00	2000.00	600.00	-25.00	150.00
		QTA	1650.00	2050.00	750.00	-19.51	120.00
0151002. POTATOES RED AVG. QLTY.	40 KG.	LAH	2425.00	2525.00	1340.00	-3.96	80.97
		FAS	2200.00	2200.00	1100.00	0.00	100.00
		RAW	2625.00	2775.00	1200.00	-5.41	118.75
		MUL	2100.00	2500.00	1550.00	-16.00	35.48
		GUJ	2350.00	2350.00	1600.00	0.00	46.88
		SAH	2700.00	2100.00	1600.00	28.57	68.75
		SAR	2325.00	2500.00	650.00	-7.00	257.69
		SKT	2500.00	2100.00	1100.00	19.05	127.27
		BPR	2070.00	1960.00	675.00	5.61	206.67
		PSH	2600.00	2500.00	1600.00	4.00	62.50
		MNG	2400.00	2400.00	1120.00	0.00	114.29
012. Stimulant & Spice Crops							
0165201. RED CHILLIES DRY(WHOLE)	40 KG.	LAH	8650.00	8250.00	5100.00	4.85	69.61
		FAS	7800.00	7450.00	4750.00	4.70	64.21
		RAW	8850.00	8850.00	6050.00	0.00	46.28
		MUL	8250.00	8250.00	5100.00	0.00	61.76
		KAR	9000.00	9000.00	3650.00	0.00	146.58
		HYD	7000.00	7000.00	4750.00	0.00	47.37
		MPK	11000.00	8800.00	5500.00	25.00	100.00
		PSH	8979.00	7200.00	4800.00	24.71	87.06
		QTA	10600.00	10600.00	11200.00	0.00	-5.36
0165401. CUMINSEED WHITE 50 G.PKT.NAT.	EACH	LAH	46.80	46.80	46.80	0.00	0.00
		FAS	48.28	48.28	48.28	0.00	0.00
		RAW	46.00	46.00	46.00	0.00	0.00
		MUL	48.67	48.67	45.86	0.00	6.13
		KAR	50.00	50.00	42.00	0.00	19.05
		HYD	52.00	52.00	50.00	0.00	4.00
		MPK	40.45	40.45	40.45	0.00	0.00
		PSH	51.00	51.00	47.00	0.00	8.51
		MNG	50.00	50.00	50.00	0.00	0.00
		QTA	42.00	46.00	46.00	-8.70	-8.70
0165402. CARDAMOM LARGE	40 KG.	LAH	90500.00	90500.00	78500.00	0.00	15.29
		RAW	67500.00	73750.00	65250.00	-8.47	3.45
		MUL	107000.00	107000.00	73000.00	0.00	46.58
		KAR	87000.00	87000.00	69500.00	0.00	25.18
		HYD	90000.00	85250.00	74500.00	5.57	20.81
		MPK	100000.00	100000.00	78000.00	0.00	28.21
		PSH	106000.00	80000.00	76500.00	32.50	38.56
		QTA	104000.00	104000.00	77500.00	0.00	34.19
0165403. CARDAMOM SMALL	KG.	LAH	1090.00	1090.00	1125.00	0.00	-3.11
		RAW	1775.00	1775.00	1625.00	0.00	9.23
		MUL	1300.00	1300.00	1100.00	0.00	18.18
		KAR	1225.00	1225.00	1370.00	0.00	-10.58
		HYD	1400.00	1400.00	1400.00	0.00	0.00
		MPK	900.00	900.00	800.00	0.00	12.50
		PSH	1200.00	1150.00	1150.00	4.35	4.35
		QTA	925.00	925.00	2750.00	0.00	-66.36
0165501. CINNAMON	40 KG.	RAW	8100.00	8100.00	5825.00	0.00	39.06
		MUL	10300.00	9900.00	7700.00	4.04	33.77
		KAR	9000.00	9000.00	7100.00	0.00	26.76
		PSH	10200.00	9400.00	7900.00	8.51	29.11
		QTA	5100.00	5100.00	5100.00	0.00	0.00

Contd.

7.10 Intercity Wholesale Prices of Selected Commodities

Group/Commodity/Item Specification	Unit	City	Prices (Rs.)			% Change in Sept.,2014	
						Over	
			Sept., 2014	Aug., 2014	Sept., 2013	Aug., 2014	Sept., 2013
0165701. GINGER GREEN	40 KG.	LAH	9175.00	8900.00	4425.00	3.09	107.34
		FAS	6500.00	7750.00	3000.00	-16.13	116.67
		RAW	9750.00	9750.00	7100.00	0.00	37.32
		SAR	7755.00	8100.00	8500.00	-4.26	-8.76
		SKT	6500.00	12250.00	6000.00	-46.94	8.33
		KAR	7000.00	10200.00	3800.00	-31.37	84.21
		HYD	8800.00	8800.00	6000.00	0.00	46.67
		SKR	10600.00	10600.00	4600.00	0.00	130.43
		PSH	11600.00	8000.00	3600.00	45.00	222.22
		MNG	12000.00	12200.00	6000.00	-1.64	100.00
		QTA	5000.00	6200.00	3900.00	-19.35	28.21
013. Pulses							
0170101. KIDNEY BEANS DRY WHOLE (LOBIA)	40 KG.	LAH	5450.00	5450.00	4550.00	0.00	19.78
		RAW	4375.00	4375.00	4375.00	0.00	0.00
		MUL	4100.00	4100.00	4100.00	0.00	0.00
		KSR	5900.00	5900.00	4750.00	0.00	24.21
		KAR	4300.00	4300.00	3920.00	0.00	9.69
		HYD	3300.00	3300.00	3200.00	0.00	3.13
		PSH	4000.00	4000.00	5500.00	0.00	-27.27
		BNU	4500.00	4500.00	4200.00	0.00	7.14
		QTA	3300.00	3300.00	3300.00	0.00	0.00
		LAH	10750.00	10750.00	7450.00	0.00	44.30
0170401. MASOOR WHOLE AVG. QLTY.	100 KG.	FAS	8800.00	8800.00	7975.00	0.00	10.34
		RAW	11250.00	10750.00	8050.00	4.65	39.75
		MUL	9900.00	9500.00	8100.00	4.21	22.22
		SAR	9975.00	9300.00	8500.00	7.26	17.35
		SKT	11000.00	11000.00	7500.00	0.00	46.67
		BPR	10200.00	10200.00	9000.00	0.00	13.33
		GJT	10200.00	9500.00	8600.00	7.37	18.60
		KSR	11250.00	11250.00	8000.00	0.00	40.63
		KAR	9750.00	9750.00	8800.00	0.00	10.80
		HYD	9000.00	9000.00	8200.00	0.00	9.76
		SKR	9500.00	9500.00	8250.00	0.00	15.15
		LRK	11000.00	11000.00	0.00	0.00	-----
		MPK	10000.00	10000.00	9000.00	0.00	11.11
		PSH	10900.00	10900.00	9800.00	0.00	11.22
		QTA	13100.00	14050.00	12000.00	-6.76	9.17
0170402. MASOOR SPLIT AVG. QLTY.	100 KG.	LAH	11250.00	11250.00	8700.00	0.00	29.31
		FAS	9525.00	9525.00	8600.00	0.00	10.76
		RAW	12650.00	12350.00	9325.00	2.43	35.66
		MUL	10125.00	9900.00	9100.00	2.27	11.26
		SAR	12000.00	11750.00	9750.00	2.13	23.08
		SKT	12250.00	12250.00	9250.00	0.00	32.43
		BPR	11750.00	11500.00	9800.00	2.17	19.90
		GJT	12500.00	11750.00	9250.00	6.38	35.14
		KAR	10600.00	10600.00	9200.00	0.00	15.22
		HYD	10400.00	10400.00	9250.00	0.00	12.43
		SKR	10000.00	11400.00	10350.00	-12.28	-3.38
		LRK	11400.00	11000.00	11000.00	3.64	3.64
		MPK	11100.00	11100.00	9700.00	0.00	14.43
		PSH	10900.00	10900.00	9800.00	0.00	11.22
		QTA	12450.00	13450.00	12200.00	-7.43	2.05
0170901. GRAM WHOLE YELLOW AVG. QLTY.	100 KG.	LAH	5000.00	5000.00	6750.00	0.00	-25.93
		FAS	5400.00	5400.00	8100.00	0.00	-33.33
		RAW	8900.00	8900.00	8750.00	0.00	1.71
		MUL	8225.00	8225.00	7250.00	0.00	13.45
		SAR	8100.00	7900.00	7900.00	2.53	2.53
		BPR	9250.00	9250.00	7700.00	0.00	20.13

Contd.

7.10 Intercity Wholesale Prices of Selected Commodities

Group/Commodity/Item Specification	Unit	City	Prices (Rs.)			% Change in Sept.,2014	
						Over	
			Sept., 2014	Aug., 2014	Sept., 2013	Aug., 2014	Sept., 2013
		GJT	8500.00	8500.00	8300.00	0.00	2.41
		KAR	8700.00	8700.00	7900.00	0.00	10.13
		HYD	9000.00	9000.00	8750.00	0.00	2.86
		SKR	8400.00	8400.00	8750.00	0.00	-4.00
		MPK	8500.00	8600.00	7200.00	-1.16	18.06
		PSH	8550.00	8550.00	7650.00	0.00	11.76
		BNU	9375.00	9375.00	9000.00	0.00	4.17
		QTA	9500.00	9500.00	14000.00	0.00	-32.14
0170902. GRAM SPLIT AVG. QLTY.	100 KG.	LAH	5250.00	5250.00	4650.00	0.00	12.90
		FAS	5300.00	5300.00	4375.00	0.00	21.14
		RAW	6100.00	5900.00	6350.00	3.39	-3.94
		MUL	5775.00	5775.00	4900.00	0.00	17.86
		GUJ	5850.00	5850.00	5600.00	0.00	4.46
		SAR	5700.00	5625.00	5250.00	1.33	8.57
		SKT	6000.00	6000.00	6200.00	0.00	-3.23
		BPR	6200.00	5800.00	5250.00	6.90	18.10
		GJT	5500.00	5250.00	5000.00	4.76	10.00
		KAR	6100.00	6100.00	5300.00	0.00	15.09
		HYD	5950.00	6000.00	6100.00	-0.83	-2.46
		SKR	6000.00	6000.00	5250.00	0.00	14.29
		MPK	6400.00	6400.00	5500.00	0.00	16.36
		PSH	6200.00	6200.00	5825.00	0.00	6.44
		BNU	6200.00	5900.00	6000.00	5.08	3.33
		QTA	9150.00	8850.00	7500.00	3.39	22.00
0170903. MASH WHOLE AVG. QLTY.	100 KG.	LAH	12650.00	10350.00	8850.00	22.22	42.94
		FAS	9750.00	9750.00	8400.00	0.00	16.07
		RAW	12750.00	12350.00	9550.00	3.24	33.51
		MUL	11375.00	10300.00	9250.00	10.44	22.97
		SKT	13000.00	13000.00	11500.00	0.00	13.04
		KSR	13000.00	10650.00	9250.00	22.07	40.54
		KAR	11750.00	11750.00	8950.00	0.00	31.28
0170904. MASH SPLIT AVG. QLTY.	100 KG.	LAH	14750.00	13900.00	10850.00	6.12	35.94
		FAS	11500.00	11500.00	11000.00	0.00	4.55
		RAW	14900.00	14650.00	12150.00	1.71	22.63
		MUL	14500.00	13500.00	9750.00	7.41	48.72
		SKT	14250.00	14000.00	12500.00	1.79	14.00
		KSR	15250.00	13900.00	11750.00	9.71	29.79
		KAR	12750.00	12750.00	9650.00	0.00	32.12
		HYD	12200.00	12000.00	8850.00	1.67	37.85
		SKR	10500.00	10500.00	10250.00	0.00	2.44
		MPK	13000.00	13400.00	9300.00	-2.99	39.78
		PSH	14600.00	13350.00	10600.00	9.36	37.74
		MNG	14500.00	14500.00	9200.00	0.00	57.61
		QTA	16200.00	16600.00	13400.00	-2.41	20.90
0170905. MOONG WHOLE AVG. QLTY.	100 KG.	LAH	12250.00	12250.00	9550.00	0.00	28.27
		FAS	12250.00	12250.00	8375.00	0.00	46.27
		RAW	14750.00	14750.00	8450.00	0.00	74.56
		MUL	10750.00	12250.00	7900.00	-12.24	36.08
		SKT	11000.00	11700.00	10500.00	-5.98	4.76
		GJT	9750.00	10500.00	8200.00	-7.14	18.90
		KSR	12250.00	12250.00	9250.00	0.00	32.43
		KAR	13250.00	13250.00	9100.00	0.00	45.60
		SKR	10500.00	12500.00	10250.00	-16.00	2.44
		PSH	10200.00	13100.00	9000.00	-22.14	13.33
		MNG	9400.00	9400.00	8000.00	0.00	17.50
		QTA	14600.00	12200.00	12400.00	19.67	17.74

Contd.

7.10 Intercity Wholesale Prices of Selected Commodities

Group/Commodity/Item Specification	Unit	City	Prices (Rs.)			% Change in Sept.,2014	
						Over	
			Sept., 2014	Aug., 2014	Sept., 2013	Aug., 2014	Sept., 2013
0170906. MOONG SPLIT AVG. QLTY.	100 KG.	LAH	13350.00	13350.00	9900.00	0.00	34.85
		FAS	12750.00	12750.00	8850.00	0.00	44.07
		RAW	15100.00	15100.00	10550.00	0.00	43.13
		MUL	11750.00	11750.00	10100.00	0.00	16.34
		SKT	11500.00	11500.00	12500.00	0.00	-8.00
		GJT	10850.00	11500.00	9250.00	-5.65	17.30
		KAR	14250.00	14250.00	11400.00	0.00	25.00
		HYD	13250.00	14250.00	11000.00	-7.02	20.45
		SKR	11500.00	13250.00	12250.00	-13.21	-6.12
		MPK	12000.00	13000.00	11000.00	-7.69	9.09
		PSH	11000.00	13350.00	9400.00	-17.60	17.02
		MNG	11000.00	11000.00	8800.00	0.00	25.00
		QTA	14200.00	11800.00	13000.00	20.34	9.23
014. Sugar Crops							
0180206. SUGAR CANE (OPEN MARKET)	40 KG.	FAS	177.50	177.50	177.50	0.00	0.00
		HYD	175.00	175.00	175.00	0.00	0.00
		PSH	180.00	180.00	180.00	0.00	0.00
015. Fibre Crops							
0192101. COTTON SPOT RATE EX-KAR.	40 KG.	KAR	6135.00	5880.00	7442.50	4.34	-17.57
0192201. JUTE BAGS LOCAL	100	LAH	12250.00	12250.00	11250.00	0.00	8.89
		FAS	9000.00	9000.00	9000.00	0.00	0.00
		KAR	10250.00	10250.00	7750.00	0.00	32.26
		PSH	9500.00	9500.00	9500.00	0.00	0.00
016. Unmanufactured Tobacco							
0197001. TOBACCO SIND KARO	40 KG.	SAR	5000.00	5000.00	4200.00	0.00	19.05
		SKR	2200.00	2200.00	2200.00	0.00	0.00
		LRK	2000.00	1990.00	1880.00	0.50	6.38
0197002. TOBACCO DESI(MITHA)	40 KG.	LAH	5250.00	5250.00	4900.00	0.00	7.14
		SAR	6500.00	6500.00	5850.00	0.00	11.11
		HYD	5000.00	5000.00	4000.00	0.00	25.00
0197003. TOBACCO SUFAID PATHA	40 KG.	QTA	2545.00	2545.00	2545.00	0.00	0.00
		MUL	6900.00	6900.00	6400.00	0.00	7.81
		SAR	4750.00	4750.00	3250.00	0.00	46.15
		KAR	2690.00	2690.00	2680.00	0.00	0.37
0197004. TOBACCO HUKKA TWISTED	40 KG.	HYD	4500.00	4300.00	3250.00	4.65	38.46
		QTA	5415.00	5415.00	5415.00	0.00	0.00
		LAH	4300.00	4300.00	3900.00	0.00	10.26
		RAW	2375.00	2375.00	2175.00	0.00	9.20
		MUL	4700.00	4700.00	4300.00	0.00	9.30
0197005. TOBACCO HUKKA PREPARED	40 KG.	KSR	4550.00	4550.00	3775.00	0.00	20.53
		HYD	5000.00	5000.00	4100.00	0.00	21.95
		SKR	2800.00	2800.00	2800.00	0.00	0.00
		QTA	2970.00	2970.00	2970.00	0.00	0.00
		LAH	3700.00	3700.00	3000.00	0.00	23.33
		RAW	1275.00	1275.00	1125.00	0.00	13.33
		MUL	1300.00	1300.00	1000.00	0.00	30.00
0215101. CHICKEN FARM(LIVE)	1 KG.	KSR	3450.00	3450.00	2850.00	0.00	21.05
		LRK	1500.00	1500.00	1400.00	0.00	7.14
		QTA	1530.00	1530.00	1530.00	0.00	0.00
		LAH	106.50	128.50	106.50	-17.12	0.00
		FAS	132.50	140.00	108.00	-5.36	22.69
017. Poultry	1 KG.	RAW	135.50	149.00	123.50	-9.06	9.72
		MUL	151.00	151.00	111.00	0.00	36.04
		GUJ	130.00	137.00	107.00	-5.11	21.50
		SKT	128.00	152.00	112.00	-15.79	14.29
		BPR	147.00	147.00	115.50	0.00	27.27
		KAR	142.50	179.00	191.00	-20.39	-25.39

Contd.

7.10 Intercity Wholesale Prices of Selected Commodities

Group/Commodity/Item Specification	Unit	City	Prices (Rs.)			% Change in Sept.,2014	
						Over	
			Sept., 2014	Aug., 2014	Sept., 2013	Aug., 2014	Sept., 2013
		HYD	130.00	170.00	135.00	-23.53	-3.70
		SKR	120.00	175.00	127.00	-31.43	-5.51
		MPK	112.00	158.00	125.00	-29.11	-10.40
		PSH	132.00	156.00	144.00	-15.38	-8.33
		MNG	157.00	183.00	181.00	-14.21	-13.26
		QTA	145.00	175.00	155.00	-17.14	-6.45
018. Raw Milk from Bovine Animals							
0221101. FRESH MILK	40 LTR.	LAH	3000.00	2380.00	1980.00	26.05	51.52
		FAS	2200.00	2200.00	2000.00	0.00	10.00
		RAW	2975.00	2975.00	2475.00	0.00	20.20
		MUL	2300.00	2300.00	2300.00	0.00	0.00
		SAH	2000.00	2000.00	1650.00	0.00	21.21
		SKT	2600.00	2600.00	2200.00	0.00	18.18
		KSR	2175.00	2175.00	1920.00	0.00	13.28
		KAR	3000.00	3000.00	2480.00	0.00	20.97
		HYD	2800.00	2800.00	2650.00	0.00	5.66
		SKR	2775.00	2700.00	2775.00	2.78	0.00
		MPK	2560.00	2560.00	2560.00	0.00	0.00
		PSH	2200.00	2200.00	2200.00	0.00	0.00
		BNU	2600.00	2600.00	2200.00	0.00	18.18
		QTA	2800.00	2800.00	2800.00	0.00	0.00
019. Eggs							
0231001. EGGS FARM CRATE OF 30 DOZ.	EACH	LAH	2940.00	2940.00	2820.00	0.00	4.26
		FAS	3000.00	2940.00	2780.00	2.04	7.91
		RAW	3025.00	3025.00	2825.00	0.00	7.08
		MUL	2950.00	2850.00	2725.00	3.51	8.26
		GUJ	3120.00	2940.00	2850.00	6.12	9.47
		SKT	2500.00	2600.00	3000.00	-3.85	-16.67
		BPR	2940.00	2940.00	2820.00	0.00	4.26
		KAR	3150.00	3150.00	2795.00	0.00	12.70
		HYD	3200.00	3270.00	2850.00	-2.14	12.28
		SKR	2950.00	2950.00	2250.00	0.00	31.11
		MPK	2850.00	3200.00	2910.00	-10.94	-2.06
		PSH	2550.00	2425.00	2350.00	5.15	8.51
		MNG	2962.50	3000.00	2950.00	-1.25	0.42
		QTA	2600.00	2800.00	2600.00	-7.14	0.00
020. Raw Animal Materials / Wool							
0294201. WOOL PAK. SUPERIOR WHITE	40 KG.	LAH	1575.00	1575.00	775.00	0.00	103.23
		MUL	2550.00	2550.00	2300.00	0.00	10.87
		KAR	2820.00	2820.00	2820.00	0.00	0.00
		BNU	2500.00	2500.00	2500.00	0.00	0.00
0294202. WOOL PAK. SUPERIOR YELLOW	40 KG.	LAH	1375.00	1375.00	862.50	0.00	59.42
		MUL	1900.00	1900.00	1900.00	0.00	0.00
		KAR	2820.00	2820.00	2820.00	0.00	0.00
		BNU	2250.00	2250.00	2250.00	0.00	0.00
0294203. WOOL PAK MEDIUM WHITE	40 KG.	LAH	1300.00	1300.00	740.00	0.00	75.68
		MUL	2050.00	2050.00	2100.00	0.00	-2.38
		KAR	2410.00	2410.00	2410.00	0.00	0.00
		BNU	2100.00	2100.00	2100.00	0.00	0.00
0294204. WOOL PAK.MEDIUM YELLOW	40 KG.	LAH	1175.00	1175.00	640.00	0.00	83.59
		MUL	1650.00	1650.00	1500.00	0.00	10.00
		KAR	2270.00	2270.00	2270.00	0.00	0.00
		BNU	1850.00	1850.00	1850.00	0.00	0.00
0294205. WOOL COLOURED LIGHT	40 KG.	LAH	925.00	925.00	825.00	0.00	12.12
		MUL	1050.00	1050.00	1100.00	0.00	-4.55
		KAR	1900.00	1900.00	1900.00	0.00	0.00
		BNU	1450.00	1450.00	1450.00	0.00	0.00

Contd.

7.10 Intercity Wholesale Prices of Selected Commodities

Group/Commodity/Item Specification	Unit	City	Prices (Rs.)			% Change in Sept.,2014	
						Over	
			Sept., 2014	Aug., 2014	Sept., 2013	Aug., 2014	Sept., 2013
0294206. WOOL COLOURED DARK	40 KG.	LAH	825.00	825.00	800.00	0.00	3.13
		MUL	850.00	650.00	900.00	30.77	-5.56
		KAR	1835.00	1835.00	1835.00	0.00	0.00
		BNU	1500.00	1450.00	1450.00	3.45	3.45
021. Hides & Fur Skins, Raw							
0295101. HIDES WET SALTED COW MEDIUM	EACH	LAH	1975.00	1975.00	1975.00	0.00	0.00
		RAW	1975.00	1975.00	1975.00	0.00	0.00
		MUL	2650.00	2650.00	2700.00	0.00	-1.85
		SKT	2950.00	2950.00	2800.00	0.00	5.36
		KSR	1925.00	1925.00	1925.00	0.00	0.00
		KAR	3900.00	3900.00	3900.00	0.00	0.00
		HYD	2000.00	2000.00	1850.00	0.00	8.11
		BNU	1450.00	1450.00	1450.00	0.00	0.00
		QTA	3000.00	3000.00	3000.00	0.00	0.00
		0295102. HIDES WET SALTED BUFFALO MEDIUM	EACH	LAH	1675.00	1675.00	1675.00
RAW	1975.00			1975.00	1975.00	0.00	0.00
MUL	2950.00			2950.00	3300.00	0.00	-10.61
SKT	2950.00			2950.00	3100.00	0.00	-4.84
KSR	1625.00			1625.00	1625.00	0.00	0.00
KAR	2650.00			2650.00	2500.00	0.00	6.00
HYD	1850.00			1850.00	1750.00	0.00	5.71
BNU	1825.00			1825.00	1650.00	0.00	10.61
QTA	2400.00			2400.00	2400.00	0.00	0.00
0295103. HIDES WET SALTED CALF MEDIUM	EACH			LAH	1225.00	1225.00	1225.00
		RAW	1075.00	1075.00	1075.00	0.00	0.00
		MUL	1250.00	1200.00	1300.00	4.17	-3.85
		SKT	650.00	650.00	600.00	0.00	8.33
		KSR	975.00	975.00	975.00	0.00	0.00
		KAR	1700.00	1700.00	1700.00	0.00	0.00
		HYD	2050.00	2050.00	2050.00	0.00	0.00
		BNU	750.00	750.00	750.00	0.00	0.00
		QTA	2300.00	2300.00	2300.00	0.00	0.00
		0295301. SHEEP SKIN MEDIUM	100	RAW	23500.00	23500.00	23500.00
MUL	33000.00			31000.00	42500.00	6.45	-22.35
KSR	22000.00			22000.00	22000.00	0.00	0.00
KAR	48750.00			48750.00	48750.00	0.00	0.00
HYD	20500.00			20500.00	20500.00	0.00	0.00
PSH	35000.00			35000.00	30000.00	0.00	16.67
QTA	50000.00			50000.00	50000.00	0.00	0.00
0295302. SHEEP SKIN LARGE	100	LAH	39000.00	39000.00	39000.00	0.00	0.00
		RAW	29500.00	29500.00	29500.00	0.00	0.00
		MUL	42500.00	42500.00	52500.00	0.00	-19.05
		KSR	30500.00	30500.00	30500.00	0.00	0.00
		KAR	63750.00	63750.00	63750.00	0.00	0.00
		HYD	31500.00	31500.00	31500.00	0.00	0.00
		PSH	52000.00	52000.00	50000.00	0.00	4.00
0295401. GOAT SKIN LARGE	100	QTA	60000.00	60000.00	60000.00	0.00	0.00
		LAH	31000.00	31000.00	31000.00	0.00	0.00
		RAW	28250.00	28250.00	28250.00	0.00	0.00
		KSR	27500.00	27500.00	27500.00	0.00	0.00
		KAR	52750.00	52750.00	52750.00	0.00	0.00
		HYD	36500.00	36500.00	36500.00	0.00	0.00
		PSH	32000.00	32000.00	27500.00	0.00	16.36
0295402. GOAT SKIN EXTRA LARGE	100	QTA	46500.00	46500.00	46500.00	0.00	0.00
		LAH	41000.00	41000.00	41000.00	0.00	0.00
		RAW	29750.00	29750.00	29750.00	0.00	0.00
		MUL	57500.00	57500.00	47500.00	0.00	21.05
		KSR	39500.00	39500.00	39500.00	0.00	0.00

Contd.

7.10 Intercity Wholesale Prices of Selected Commodities

Group/Commodity/Item Specification	Unit	City	Prices (Rs.)			% Change in Sept.,2014	
						Over	
			Sept., 2014	Aug., 2014	Sept., 2013	Aug., 2014	Sept., 2013
		KAR	64500.00	64500.00	64500.00	0.00	0.00
		HYD	36750.00	36750.00	36750.00	0.00	0.00
		PSH	35000.00	35000.00	33500.00	0.00	4.48
		QTA	52500.00	52500.00	52500.00	0.00	0.00
0295403. GOAT SKIN MEDIUM	100	LAH	29000.00	29000.00	29000.00	0.00	0.00
		RAW	24750.00	24750.00	24750.00	0.00	0.00
		MUL	31000.00	31000.00	37500.00	0.00	-17.33
		SKT	42500.00	42500.00	40000.00	0.00	6.25
		KSR	24500.00	24500.00	24500.00	0.00	0.00
		KAR	46000.00	46000.00	46000.00	0.00	0.00
		PSH	25000.00	25000.00	22000.00	0.00	13.64
		QTA	37500.00	37500.00	37500.00	0.00	0.00
0295404. GOAT SKIN SMALL	100	LAH	21000.00	21000.00	21000.00	0.00	0.00
		RAW	23750.00	23750.00	23750.00	0.00	0.00
		SKT	15000.00	15000.00	15000.00	0.00	0.00
		KSR	18500.00	18500.00	18500.00	0.00	0.00
		KAR	33875.00	33875.00	33875.00	0.00	0.00
		PSH	18000.00	18000.00	16000.00	0.00	12.50
		QTA	27000.00	27000.00	27000.00	0.00	0.00
022. Fuel Wood in Logs							
0313001. FIRE WOOD MIXED DRY	40 KG.	LAH	590.00	590.00	540.00	0.00	9.26
		FAS	380.00	380.00	380.00	0.00	0.00
		RAW	537.50	537.50	537.50	0.00	0.00
		MUL	450.00	450.00	360.00	0.00	25.00
		GJT	470.00	470.00	470.00	0.00	0.00
		KAR	455.00	455.00	400.00	0.00	13.75
		HYD	350.00	350.00	350.00	0.00	0.00
		SKR	375.00	375.00	350.00	0.00	7.14
		LRK	390.00	390.00	450.00	0.00	-13.33
		PSH	610.00	610.00	575.00	0.00	6.09
		MNG	500.00	500.00	500.00	0.00	0.00
		QTA	465.00	465.00	465.00	0.00	0.00
023. Fish Live Fresh or Chilled							
0411901. FISH RAHU RIVER	40 KG.	LAH	9100.00	9100.00	9100.00	0.00	0.00
		RAW	6350.00	6125.00	6150.00	3.67	3.25
		MUL	6800.00	6600.00	9300.00	3.03	-26.88
		HYD	8000.00	8000.00	8000.00	0.00	0.00
		SKR	10500.00	10500.00	8800.00	0.00	19.32
		PSH	8400.00	8400.00	6800.00	0.00	23.53
0411902. FISH RAHU SEA	40 KG.	KAR	3100.00	3100.00	3645.00	0.00	-14.95
0411903. FISH SURMAI (SEA)	40 KG.	KAR	7600.00	7600.00	7500.00	0.00	1.33
2. Ores/Minerals, Elec., Gas & Water							
024. Coal not Agglomerated							
1101001. COAL	MT.	LAH	14250.00	14250.00	14250.00	0.00	0.00
025. Natural Gas Liquified							
1202001. SUI GAS GENERAL INDUSRIAL USE	MMBTU	KAR	571.23	571.23	571.23	0.00	0.00
1202002. LPG	KG.	LAH	114.00	114.00	124.00	0.00	-8.06
		RAW	117.00	110.50	130.00	5.88	-10.00
		KAR	110.00	110.00	130.00	0.00	-15.38
		PSH	130.00	130.00	160.00	0.00	-18.75
		QTA	125.00	125.00	124.00	0.00	0.81
1202003. CNG	KG.	KAR	73.93	73.93	71.12	0.00	3.95
026. Salt & Pure Sodium Chloride							
1620001. SALT CRUSHED LAHORI	40 KG.	LAH	195.00	195.00	147.50	0.00	32.20
		RAW	345.00	345.00	282.50	0.00	22.12
		MUL	280.00	280.00	280.00	0.00	0.00
		GJT	260.00	260.00	125.00	0.00	108.00
		KAR	325.00	325.00	325.00	0.00	0.00

Contd.

7.10 Intercity Wholesale Prices of Selected Commodities

Group/Commodity/Item Specification	Unit	City	Prices (Rs.)			% Change in Sept.,2014	
						Over	
			Sept., 2014	Aug., 2014	Sept., 2013	Aug., 2014	Sept., 2013
		SKR	275.00	275.00	275.00	0.00	0.00
		PSH	200.00	200.00	155.00	0.00	29.03
1620002. SEA SALT	40 KG.	LAH	195.00	195.00	132.50	0.00	47.17
		FAS	400.00	400.00	400.00	0.00	0.00
		KAR	122.50	122.50	122.50	0.00	0.00
		HYD	130.00	130.00	130.00	0.00	0.00
		NWB	300.00	300.00	250.00	0.00	20.00
027. Electrical Energy							
1710011. ELECTRICITY TARRIF B1	KWH.	KAR	14.75	14.75	14.75	0.00	0.00
1710012. ELECTRICITY TARRIF B2	KWH.	KAR	14.77	14.77	14.77	0.00	0.00
1710013. ELECTRICITY TARRIF B3	KWH.	KAR	15.15	15.15	15.15	0.00	0.00
1710014. ELECTRICITY TARRIF B4	KWH.	KAR	14.96	14.96	14.96	0.00	0.00
1710021. ELECTRICITY TARIFF-D1	KWH.	KAR	10.66	10.66	10.17	0.00	4.82
1710022. ELECTRICITY TARIFF-D2	KWH.	KAR	11.89	11.89	11.00	0.00	8.09
3. Food,Beverages,Tobacco,Textiles,Leather							
3a) Food Products, Beverages & Tobacco							
028. Meat of Animals							
2111101. BEEF	40 KG.	LAH	11200.00	11200.00	10200.00	0.00	9.80
		FAS	9300.00	9300.00	8500.00	0.00	9.41
		RAW	8550.00	8550.00	8550.00	0.00	0.00
		MUL	8800.00	8800.00	8800.00	0.00	0.00
		SAR	10150.00	10150.00	9500.00	0.00	6.84
		GJT	10000.00	10000.00	9200.00	0.00	8.70
		KAR	10800.00	9800.00	8300.00	10.20	30.12
		HYD	9550.00	9550.00	9450.00	0.00	1.06
		PSH	9950.00	9950.00	9900.00	0.00	0.51
		MNG	10000.00	10000.00	10000.00	0.00	0.00
		QTA	15000.00	14000.00	10800.00	7.14	38.89
2111601. MUTTON	40 KG.	LAH	23800.00	23800.00	21100.00	0.00	12.80
		FAS	19750.00	19750.00	18000.00	0.00	9.72
		RAW	24250.00	24250.00	22250.00	0.00	8.99
		MUL	20200.00	20200.00	19400.00	0.00	4.12
		KAR	21600.00	19200.00	16800.00	12.50	28.57
		HYD	19600.00	19600.00	19100.00	0.00	2.62
		PSH	22500.00	22500.00	21000.00	0.00	7.14
		MNG	16000.00	16000.00	16000.00	0.00	0.00
		QTA	23200.00	23200.00	20400.00	0.00	13.73
029. Vegetables & Fruit Juice							
2133101. TOMATO KETCHUP 300 GM.	DOZ.	LAH	815.00	815.00	815.00	0.00	0.00
		FAS	892.20	892.20	865.20	0.00	3.12
		RAW	915.00	915.00	862.50	0.00	6.09
		MUL	919.00	919.00	924.00	0.00	-0.54
		GJT	900.00	900.00	840.00	0.00	7.14
		KAR	780.00	780.00	780.00	0.00	0.00
		HYD	724.00	724.00	724.00	0.00	0.00
		SKR	936.72	936.72	1052.90	0.00	-11.03
		MPK	772.00	772.00	772.00	0.00	0.00
		PSH	900.00	900.00	800.00	0.00	12.50
		MNG	920.00	920.00	816.00	0.00	12.75
		QTA	828.00	828.00	828.00	0.00	0.00
2133901. CHILLES & LIME PKL.IN OIL 340 G.	DOZ.	LAH	1017.00	1017.00	1017.00	0.00	0.00
		RAW	1137.50	1137.50	1137.50	0.00	0.00
		KAR	960.00	960.00	960.00	0.00	0.00
		MPK	992.76	992.76	992.76	0.00	0.00
		PSH	1080.00	1080.00	1080.00	0.00	0.00
		QTA	938.00	938.00	938.00	0.00	0.00

Contd.

7.10 Intercity Wholesale Prices of Selected Commodities

Group/Commodity/Item Specification	Unit	City	Prices (Rs.)			% Change in Sept.,2014	
						Over	
			Sept., 2014	Aug., 2014	Sept., 2013	Aug., 2014	Sept., 2013
030. Dried Fruits & Nuts							
2141101. KISHMISH(RAISIN) AVG. QLTY.	40 KG.	LAH	9000.00	9000.00	9000.00	0.00	0.00
		RAW	8100.00	8100.00	7100.00	0.00	14.08
		MUL	11250.00	11250.00	7700.00	0.00	46.10
		KAR	9000.00	9000.00	8950.00	0.00	0.56
		HYD	8550.00	8550.00	8400.00	0.00	1.79
		MPK	11500.00	11500.00	11500.00	0.00	0.00
		PSH	7200.00	7200.00	7100.00	0.00	1.41
		BNU	8650.00	8650.00	7800.00	0.00	10.90
		QTA	5100.00	5100.00	5100.00	0.00	0.00
2141301. GROUND NUT WITH SHELL AVG. QLTY.	40 KG.	LAH	4450.00	4450.00	4550.00	0.00	-2.20
		RAW	3975.00	3975.00	4975.00	0.00	-20.10
		MUL	4100.00	4100.00	5100.00	0.00	-19.61
		KAR	6875.00	6875.00	6700.00	0.00	2.61
		HYD	4500.00	4500.00	5000.00	0.00	-10.00
		MPK	3000.00	3000.00	3500.00	0.00	-14.29
		PSH	4850.00	4850.00	5800.00	0.00	-16.38
		QTA	3850.00	3850.00	3850.00	0.00	0.00
031. Fruit Juices							
2142901. ROOHAFZA(SHARBAT)	DOZ.	LAH	1512.00	1512.00	1480.00	0.00	2.16
		FAS	1560.00	1560.00	1500.00	0.00	4.00
		RAW	1575.00	1575.00	1532.50	0.00	2.77
		MUL	1540.00	1540.00	1500.00	0.00	2.67
		GUJ	1600.00	1600.00	1520.00	0.00	5.26
		BPR	1560.00	1560.00	1500.00	0.00	4.00
		GJT	1600.00	1600.00	1520.00	0.00	5.26
		KAR	1560.00	1560.00	1500.00	0.00	4.00
		HYD	1560.00	1560.00	1480.00	0.00	5.41
		SKR	1590.00	1590.00	1500.00	0.00	6.00
		LRK	1550.00	1550.00	1560.00	0.00	-0.64
		PSH	1520.00	1520.00	1450.00	0.00	4.83
		BNU	1470.00	1470.00	1470.00	0.00	0.00
		MNG	1560.00	1560.00	1520.00	0.00	2.63
		QTA	1596.00	1596.00	1596.00	0.00	0.00
2142902. JAM-E-SHREEN	DOZ.	LAH	1550.00	1550.00	1440.00	0.00	7.64
		FAS	1550.00	1550.00	1500.00	0.00	3.33
		RAW	1610.00	1610.00	1595.00	0.00	0.94
		MUL	1545.00	1545.00	1520.00	0.00	1.64
		GUJ	1560.00	1560.00	1520.00	0.00	2.63
		BPR	1560.00	1560.00	1520.00	0.00	2.63
		KAR	1560.00	1560.00	1500.00	0.00	4.00
		HYD	1560.00	1560.00	1460.00	0.00	6.85
		SKR	1550.00	1550.00	1500.00	0.00	3.33
		PSH	1520.00	1520.00	1450.00	0.00	4.83
		BNU	1470.00	1470.00	1470.00	0.00	0.00
		MNG	1560.00	1560.00	1520.00	0.00	2.63
2142903. FRUIT JUICE TETRA PACK	DOZ.	LAH	190.00	190.00	138.00	0.00	37.68
		FAS	157.50	157.50	144.00	0.00	9.38
		RAW	157.50	157.50	137.50	0.00	14.55
		MUL	135.00	135.00	135.00	0.00	0.00
		KAR	136.00	136.00	136.00	0.00	0.00
		HYD	130.00	130.00	130.00	0.00	0.00
		SKR	180.00	180.00	180.00	0.00	0.00
		PSH	129.00	129.00	129.00	0.00	0.00
		QTA	110.00	110.00	110.00	0.00	0.00
2142904. LEMON/ORANGE SQUASH MITCHELS(730M	DOZ.	LAH	1540.00	1540.00	1540.00	0.00	0.00
		FAS	1560.00	1560.00	1560.00	0.00	0.00
		RAW	1615.00	1615.00	1615.00	0.00	0.00

Contd.

7.10 Intercity Wholesale Prices of Selected Commodities

Group/Commodity/Item Specification	Unit	City	Prices (Rs.)			% Change in Sept., 2014	
						Over	
			Sept., 2014	Aug., 2014	Sept., 2013	Aug., 2014	Sept., 2013
		MUL	1612.00	1612.00	1612.00	0.00	0.00
		KAR	1400.00	1400.00	1400.00	0.00	0.00
		HYD	1620.00	1620.00	1620.00	0.00	0.00
		PSH	1500.00	1500.00	1410.00	0.00	6.38
2142905. MUREEY BREWERY (TOPS)	DOZ.	LAH	495.00	495.00	495.00	0.00	0.00
		RAW	1055.00	1055.00	1055.00	0.00	0.00
		KSR	435.00	435.00	435.00	0.00	0.00
2149201. APL/MNG/ORG/MIX. FRUIT JAM 450 G.	DOZ.	LAH	1455.00	1455.00	1455.00	0.00	0.00
		RAW	1405.00	1405.00	1337.50	0.00	5.05
		KAR	1184.00	1184.00	1184.00	0.00	0.00
		MPK	1183.00	1183.00	1183.00	0.00	0.00
		PSH	1400.00	1400.00	1308.00	0.00	7.03
		QTA	1320.00	1320.00	1320.00	0.00	0.00
2149202. MANGO/MIXED PICKLE IN OIL 340 G.	DOZ.	LAH	1080.00	1080.00	1080.00	0.00	0.00
		RAW	1137.50	1137.50	1137.50	0.00	0.00
		KAR	960.00	960.00	960.00	0.00	0.00
		MPK	992.76	992.76	992.76	0.00	0.00
		PSH	1080.00	1080.00	1080.00	0.00	0.00
		QTA	936.00	936.00	936.00	0.00	0.00
032. Vegetable Oils Refined							
2154101. SOYABEAN COOKING OIL TIN	5 LTR.	LAH	940.00	940.00	940.00	0.00	0.00
		FAS	940.00	940.00	960.00	0.00	-2.08
		RAW	965.00	982.50	965.00	-1.78	0.00
		MUL	1024.00	1024.00	982.00	0.00	4.28
		KAR	985.00	985.00	985.00	0.00	0.00
		HYD	1024.00	1024.00	1024.00	0.00	0.00
		SKR	980.00	980.00	970.00	0.00	1.03
		MPK	970.00	970.00	970.00	0.00	0.00
		PSH	1050.00	975.00	975.00	7.69	7.69
		BNU	1000.00	1000.00	1250.00	0.00	-20.00
		QTA	915.00	915.00	915.00	0.00	0.00
2154301. SUN FLOWER COOKING OIL	5 LTR.	LAH	940.00	940.00	940.00	0.00	0.00
		FAS	800.00	850.00	860.00	-5.88	-6.98
		RAW	965.00	982.50	965.00	-1.78	0.00
		MUL	1045.00	1045.00	1045.00	0.00	0.00
		GJT	1045.00	1045.00	1045.00	0.00	0.00
		KAR	985.00	985.00	985.00	0.00	0.00
		HYD	880.00	880.00	880.00	0.00	0.00
		SKR	880.00	880.00	880.00	0.00	0.00
		PSH	990.00	1060.00	1050.00	-6.60	-5.71
		MNG	920.00	925.00	915.00	-0.54	0.55
		QTA	900.00	900.00	900.00	0.00	0.00
2154401. MUSTARD & RAPE SEED OIL.	40 KG.	LAH	5850.00	5850.00	5350.00	0.00	9.35
		RAW	7275.00	7275.00	7275.00	0.00	0.00
		MUL	5550.00	5450.00	5150.00	1.83	7.77
		KSR	5750.00	5750.00	5250.00	0.00	9.52
		KAR	6700.00	6700.00	6500.00	0.00	3.08
		HYD	5500.00	5500.00	5450.00	0.00	0.92
		MPK	5600.00	5520.00	5150.00	1.45	8.74
		PSH	6875.00	6875.00	7250.00	0.00	-5.17
		BNU	6200.00	6200.00	6700.00	0.00	-7.46
		QTA	6000.00	6000.00	5800.00	0.00	3.45
2154801. COTTON SEED OIL	40 KG.	LAH	5625.00	5625.00	5250.00	0.00	7.14
		MUL	5300.00	5300.00	5100.00	0.00	3.92
		GUJ	5200.00	5200.00	7000.00	0.00	-25.71
		SAR	5350.00	5250.00	5081.00	1.90	5.29
		KAR	5850.00	5850.00	5850.00	0.00	0.00
		HYD	5000.00	5150.00	4600.00	-2.91	8.70

Contd.

7.10 Intercity Wholesale Prices of Selected Commodities

Group/Commodity/Item Specification	Unit	City	Prices (Rs.)			% Change in Sept.,2014			
						Over			
			Sept., 2014	Aug., 2014	Sept., 2013	Aug., 2014	Sept., 2013		
2154901. RAFHAN CORN OIL	2.00 LT	SKR	5240.00	5240.00	4960.00	0.00	5.65		
		NWB	5400.00	6000.00	6000.00	-10.00	-10.00		
		PSH	6150.00	6150.00	5800.00	0.00	6.03		
		LAH	650.00	650.00	585.00	0.00	11.11		
		FAS	710.00	710.00	615.00	0.00	15.45		
		RAW	537.50	537.50	537.50	0.00	0.00		
		MUL	703.00	703.00	606.00	0.00	16.01		
		KAR	547.50	547.50	535.00	0.00	2.34		
		HYD	686.40	686.40	617.01	0.00	11.25		
		MPK	630.00	630.00	607.00	0.00	3.79		
		PSH	700.00	700.00	600.00	0.00	16.67		
		MNG	630.00	630.00	590.00	0.00	6.78		
QTA	535.00	535.00	535.00	0.00	0.00				
033. Vegetable Ghee									
2159001. VEGETABLE GHEE(16 KG TIN)	EACH	LAH	2430.00	2400.00	2370.00	1.25	2.53		
		RAW	2435.00	2475.00	2412.50	-1.62	0.93		
		MUL	2520.00	2490.00	2460.00	1.20	2.44		
		SKT	2570.00	2570.00	2320.00	0.00	10.78		
		KAR	2455.00	2455.00	2450.00	0.00	0.20		
		SKR	2340.00	2340.00	2300.00	0.00	1.74		
		MPK	2050.00	2130.00	2220.00	-3.76	-7.66		
		PSH	2475.00	2550.00	2520.00	-2.94	-1.79		
		MNG	2430.00	2480.00	2520.00	-2.02	-3.57		
		QTA	2765.00	2765.00	2775.00	0.00	-0.36		
		2159002. VEGETABLE GHEE(DALDA/TULO/HABIB/SH	05 KG.	LAH	995.00	995.00	995.00	0.00	0.00
				FAS	902.50	902.50	925.00	0.00	-2.43
RAW	965.00			992.50	965.00	-2.77	0.00		
MUL	976.00			976.00	995.00	0.00	-1.91		
SAR	952.00			952.00	1200.00	0.00	-20.67		
GJT	950.00			970.00	970.00	-2.06	-2.06		
KAR	982.50			982.50	982.50	0.00	0.00		
HYD	966.00			966.00	966.00	0.00	0.00		
SKR	970.00			970.00	950.00	0.00	2.11		
PSH	970.00			970.00	970.00	0.00	0.00		
QTA	1010.00			1010.00	1015.00	0.00	-0.49		
034. Oil Cakes									
2171001. COTTON SEED OIL CAKES	40 KG.	LAH	1525.00	1525.00	1125.00	0.00	35.56		
		FAS	1250.00	1450.00	975.00	-13.79	28.21		
		MUL	1325.00	1325.00	1050.00	0.00	26.19		
		SAR	1575.00	1575.00	1075.00	0.00	46.51		
		BPR	1175.00	1175.00	1025.00	0.00	14.63		
		HYD	1250.00	1400.00	945.00	-10.71	32.28		
		SKR	1368.00	1368.00	947.37	0.00	44.40		
		MPK	964.00	1100.00	860.00	-12.36	12.09		
		PSH	1232.50	1225.00	1075.00	0.61	14.65		
		QTA	925.00	925.00	925.00	0.00	0.00		
		2171002. MUSTARD & RAPSEED OIL CAKES	40 KG.	LAH	1250.00	1250.00	1075.00	0.00	16.28
				FAS	1350.00	1475.00	1250.00	-8.47	8.00
MUL	1375.00			1375.00	1370.00	0.00	0.36		
SAR	1625.00			1610.00	1150.00	0.93	41.30		
BPR	1325.00			1325.00	1375.00	0.00	-3.64		
HYD	1450.00			1500.00	1225.00	-3.33	18.37		
SKR	1497.00			1497.00	1384.62	0.00	8.12		
MPK	1200.00			1200.00	1000.00	0.00	20.00		
PSH	1420.00			1420.00	1200.00	0.00	18.33		
QTA	950.00			950.00	900.00	0.00	5.56		

Contd.

7.10 Intercity Wholesale Prices of Selected Commodities

Group/Commodity/Item Specification	Unit	City	Prices (Rs.)			% Change in Sept.,2014	
						Over	
			Sept., 2014	Aug., 2014	Sept., 2013	Aug., 2014	Sept., 2013
035. Processed Liquid Milk							
2211002. MILK PAK/HALEEB/NESTLE (LITRE)	DOZ.	LAH	1200.00	1105.00	1019.00	8.60	17.76
		FAS	1125.00	1125.00	972.50	0.00	15.68
		RAW	1195.00	1195.00	1019.00	0.00	17.27
		KAR	1080.00	1080.00	1080.00	0.00	0.00
		HYD	1125.00	1125.00	960.00	0.00	17.19
		SKR	1140.00	1140.00	970.00	0.00	17.53
		PSH	1076.00	1075.00	1019.00	0.09	5.59
		MNG	1245.00	1245.00	1020.00	0.00	22.06
036. Milk & Cream in Solid Form							
2221101. POWD.MILK EVERYDAY(NESTLE)1KG.	EACH	LAH	620.00	620.00	500.00	0.00	24.00
		RAW	620.00	620.00	500.00	0.00	24.00
		MUL	620.33	620.33	518.50	0.00	19.64
		KAR	620.00	620.00	512.50	0.00	20.98
		HYD	621.00	621.00	500.00	0.00	24.20
		SKR	620.00	620.00	540.00	0.00	14.81
		PSH	620.00	620.00	525.00	0.00	18.10
		BNU	600.00	600.00	500.00	0.00	20.00
		QTA	620.00	465.00	465.00	33.33	33.33
2221201. POWDERED MILK(SKIMMED)/BAG 25 KG.	EACH	LAH	11200.00	11200.00	8325.00	0.00	34.53
		RAW	11637.50	11637.50	9900.00	0.00	17.55
		MUL	10900.00	10900.00	10250.00	0.00	6.34
		KAR	15900.00	15900.00	12500.00	0.00	27.20
		PSH	11750.00	13500.00	12000.00	-12.96	-2.08
		QTA	12000.00	7000.00	7500.00	71.43	60.00
2221202. POWDERED MILK NIDO (1 KG. POLY BA	EACH	LAH	692.00	692.00	579.00	0.00	19.52
		RAW	738.00	738.00	547.00	0.00	34.92
		GUJ	796.70	796.70	560.00	0.00	42.27
		KAR	620.00	620.00	560.00	0.00	10.71
		HYD	671.35	671.35	578.00	0.00	16.15
		PSH	670.00	670.00	565.00	0.00	18.58
037. Ice Cream							
2227001. ICE CREAM POLKA/WALLS	DOZ.	LAH	324.00	324.00	324.00	0.00	0.00
		RAW	442.50	442.50	440.00	0.00	0.57
		KAR	264.00	264.00	264.00	0.00	0.00
		HYD	432.00	432.00	378.00	0.00	14.29
		SKR	240.00	240.00	198.00	0.00	21.21
		QTA	384.00	384.00	384.00	0.00	0.00
038. Dairy Products N.E.C							
2229001. MILO(200 GM. PACK) NESTLE	EACH	LAH	198.00	198.00	177.00	0.00	11.86
		FAS	185.00	185.00	160.00	0.00	15.63
		RAW	143.50	143.50	139.00	0.00	3.24
		MUL	140.00	140.00	140.00	0.00	0.00
		KAR	174.00	174.00	174.00	0.00	0.00
		HYD	134.50	134.50	134.50	0.00	0.00
		MPK	180.00	180.00	180.00	0.00	0.00
		PSH	155.00	155.00	150.00	0.00	3.33
		MNG	182.00	182.00	140.00	0.00	30.00
		QTA	150.00	150.00	150.00	0.00	0.00
2229002. LACTOGEN(SOFT PACK 400 GM)	EACH	LAH	380.00	380.00	340.00	0.00	11.76
		FAS	395.00	395.00	350.00	0.00	12.86
		RAW	395.00	395.00	345.00	0.00	14.49
		MUL	393.50	393.50	347.00	0.00	13.40
		KAR	394.00	394.00	348.00	0.00	13.22
		HYD	394.00	394.00	350.00	0.00	12.57
		MPK	400.00	400.00	350.00	0.00	14.29
		PSH	380.00	380.00	340.00	0.00	11.76
		QTA	395.00	395.00	370.00	0.00	6.76

Contd.

7.10 Intercity Wholesale Prices of Selected Commodities

Group/Commodity/Item Specification	Unit	City	Prices (Rs.)			% Change in Sept., 2014	
						Over	
			Sept., 2014	Aug., 2014	Sept., 2013	Aug., 2014	Sept., 2013
039. Wheat Flour							
2311001. WHEAT FLOUR SUP. QLTY.	80 KG.	LAH	3375.00	3375.00	3714.00	0.00	-9.13
		FAS	3080.00	3230.00	3100.00	-4.64	-0.65
		RAW	3725.00	3725.00	3600.00	0.00	3.47
		MUL	3125.00	3125.00	3070.00	0.00	1.79
		GUJ	3225.00	3225.00	3225.00	0.00	0.00
		SAR	2920.00	3120.00	3600.00	-6.41	-18.89
		SKT	3850.00	3600.00	3360.00	6.94	14.58
		GJT	3050.00	3000.00	3225.00	1.67	-5.43
		KAR	3100.00	3100.00	3262.50	0.00	-4.98
		HYD	3525.00	3625.00	3400.00	-2.76	3.68
		SKR	2970.00	2970.00	3225.00	0.00	-7.91
		LRK	3150.00	3120.00	3200.00	0.96	-1.56
		PSH	3325.00	3325.00	3300.00	0.00	0.76
		QTA	3200.00	3200.00	3200.00	0.00	0.00
2311002. WHEAT FLOUR AVG. QLTY	80 KG.	LAH	3175.00	3175.00	3140.00	0.00	1.11
		FAS	2800.00	3000.00	2900.00	-6.67	-3.45
		RAW	3162.50	3162.50	3090.00	0.00	2.35
		MUL	2975.00	2975.00	2925.00	0.00	1.71
		SAH	3080.00	3080.00	2640.00	0.00	16.67
		SAR	2750.00	2960.00	2880.00	-7.09	-4.51
		BPR	3152.00	3200.00	3120.00	-1.50	1.03
		GJT	2940.00	2920.00	3120.00	0.68	-5.77
		KAR	2900.00	2900.00	3137.50	0.00	-7.57
		HYD	3240.00	3240.00	3300.00	0.00	-1.82
		SKR	3040.00	3040.00	3110.00	0.00	-2.25
		LRK	3020.00	3040.00	3040.00	-0.66	-0.66
		MPK	2900.00	2900.00	3000.00	0.00	-3.33
		PSH	3150.00	3150.00	3200.00	0.00	-1.56
		MNG	3160.00	3200.00	3200.00	-1.25	-1.25
		QTA	2950.00	2950.00	2800.00	0.00	5.36
2311003. WHEAT FLOUR/BAG OF 10 KG.	EACH	LAH	390.00	390.00	392.00	0.00	-0.51
		FAS	370.00	375.00	390.00	-1.33	-5.13
		RAW	380.00	380.00	390.00	0.00	-2.56
		MUL	370.00	370.00	370.00	0.00	0.00
		GUJ	347.50	347.50	390.00	0.00	-10.90
		SKT	350.00	350.00	395.00	0.00	-11.39
		BPR	394.00	400.00	390.00	-1.50	1.03
		GJT	330.00	330.00	385.00	0.00	-14.29
		KAR	419.00	419.00	416.50	0.00	0.60
		HYD	405.00	405.00	418.75	0.00	-3.28
		SKR	382.50	382.50	392.50	0.00	-2.55
		LRK	375.00	375.00	400.00	0.00	-6.25
		MPK	380.00	380.00	390.00	0.00	-2.56
		NWB	415.00	415.00	385.00	0.00	7.79
		PSH	387.50	395.00	410.00	-1.90	-5.49
		QTA	370.00	370.00	385.00	0.00	-3.90
2311004. MAIDA AVG. QLTY.	80 KG.	LAH	3460.00	3460.00	3700.00	0.00	-6.49
		FAS	3450.00	3600.00	3300.00	-4.17	4.55
		RAW	3737.50	3737.50	3562.50	0.00	4.91
		MUL	3485.00	3485.00	3490.00	0.00	-0.14
		SAR	3852.50	3800.00	3700.00	1.38	4.12
		BPR	3650.00	3830.00	3580.00	-4.70	1.96
		GJT	3360.00	3360.00	3500.00	0.00	-4.00
		KAR	3460.00	3460.00	3575.00	0.00	-3.22
		HYD	3625.00	3625.00	3400.00	0.00	6.62
		SKR	3460.00	3460.00	3225.00	0.00	7.29
		MPK	3650.00	3650.00	3440.00	0.00	6.10

Contd.

7.10 Intercity Wholesale Prices of Selected Commodities

Group/Commodity/Item Specification	Unit	City	Prices (Rs.)			% Change in Sept.,2014			
						Over			
			Sept., 2014	Aug., 2014	Sept., 2013	Aug., 2014	Sept., 2013		
2311005. SUJI	85 KG.	PSH	3720.00	3720.00	3750.00	0.00	-0.80		
		MNG	3770.00	3770.00	3715.00	0.00	1.48		
		QTA	5200.00	5200.00	3200.00	0.00	62.50		
		LAH	3777.50	3777.50	3987.50	0.00	-5.27		
		FAS	3625.00	3800.00	3500.00	-4.61	3.57		
		RAW	3787.50	3787.50	3562.50	0.00	6.32		
		MUL	3575.00	3575.00	3460.00	0.00	3.32		
		SAH	3600.00	3600.00	3700.00	0.00	-2.70		
		BPR	3835.00	4075.00	3850.00	-5.89	-0.39		
		GJT	3570.00	3570.00	3570.00	0.00	0.00		
		KAR	3591.00	3591.00	3575.00	0.00	0.45		
		HYD	3750.00	3750.00	3315.00	0.00	13.12		
		SKR	3850.00	3850.00	3060.00	0.00	25.82		
		MPK	3900.00	3900.00	3700.00	0.00	5.41		
2311006. CERELAC WHEAT(400 GM.)	EACH	PSH	3710.00	3720.00	3550.00	-0.27	4.51		
		QTA	4600.00	5000.00	3650.00	-8.00	26.03		
		LAH	197.33	197.33	197.33	0.00	0.00		
		FAS	240.00	240.00	205.00	0.00	17.07		
		RAW	251.43	251.43	226.00	0.00	11.25		
		MUL	243.50	243.50	206.75	0.00	17.78		
		KAR	198.00	198.00	198.00	0.00	0.00		
		HYD	220.00	220.00	210.00	0.00	4.76		
		MPK	210.00	210.00	210.00	0.00	0.00		
		PSH	243.00	243.00	206.00	0.00	17.96		
		MNG	243.00	243.00	240.00	0.00	1.25		
		QTA	180.00	180.00	180.00	0.00	0.00		
		040. Other Cereal Flour 2312001. BESAN	85 KG.	LAH	5255.00	5255.00	4475.00	0.00	17.43
				FAS	5206.00	4995.00	4080.00	4.22	27.60
RAW	5362.50			5362.50	5900.00	0.00	-9.11		
MUL	4900.00			4900.00	4825.00	0.00	1.55		
GUJ	5525.00			5400.00	5050.00	2.31	9.41		
SAR	5315.00			5312.50	4700.00	0.05	13.09		
SKT	5200.00			5050.00	5200.00	2.97	0.00		
GJT	5300.00			5100.00	5100.00	3.92	3.92		
KSR	5300.00			5300.00	4250.00	0.00	24.71		
KAR	5865.00			5865.00	6481.50	0.00	-9.51		
HYD	5150.00			5250.00	5350.00	-1.90	-3.74		
SKR	5060.00			5060.00	4675.00	0.00	8.24		
MPK	5525.00			5525.00	5780.00	0.00	-4.41		
PSH	5500.00			5550.00	6600.00	-0.90	-16.67		
QTA	6800.00	6400.00	9075.00	6.25	-25.07				
041. Sugar Refined 2352001. SUGAR REFINED(BAG)	50 KG.	LAH	2950.00	2820.00	2630.00	4.61	12.17		
		FAS	2915.00	2785.00	2570.00	4.67	13.42		
		RAW	2937.50	2862.50	2787.50	2.62	5.38		
		MUL	2847.50	2982.50	2512.50	-4.53	13.33		
		GUJ	2925.00	2750.00	2600.00	6.36	12.50		
		SKT	2850.00	2750.00	2580.00	3.64	10.47		
		GJT	2960.00	2800.00	2600.00	5.71	13.85		
		KAR	2955.00	2625.00	2532.50	12.57	16.68		
		HYD	2800.00	2600.00	2500.00	7.69	12.00		
		MPK	2860.00	2600.00	2520.00	10.00	13.49		
		PSH	2930.00	2760.00	2580.00	6.16	13.57		
		MNG	2977.50	2797.50	2620.00	6.43	13.65		
		QTA	2900.00	2800.00	2560.00	3.57	13.28		
		2352002. GUR AVG. QLTY.	40 KG.	LAH	2825.00	2550.00	3325.00	10.78	-15.04
MUL	2550.00			2550.00	2900.00	0.00	-12.07		

Contd.

7.10 Intercity Wholesale Prices of Selected Commodities

Group/Commodity/Item Specification	Unit	City	Prices (Rs.)			% Change in Sept.,2014	
						Over	
			Sept., 2014	Aug., 2014	Sept., 2013	Aug., 2014	Sept., 2013
		SAR	2400.00	2375.00	2600.00	1.05	-7.69
		SKT	2650.00	2650.00	3600.00	0.00	-26.39
		KSR	2825.00	2450.00	3275.00	15.31	-13.74
		KAR	2640.00	2640.00	3160.00	0.00	-16.46
		HYD	2450.00	2350.00	2650.00	4.26	-7.55
		SKR	2650.00	2500.00	2740.00	6.00	-3.28
		PSH	3100.00	2850.00	3200.00	8.77	-3.13
		MNG	3240.00	3050.00	3440.00	6.23	-5.81
		QTA	3400.00	3400.00	2850.00	0.00	19.30
042. Chocolate							
2366001. CHOCLATE CANDY (NOW)	DOZ.	LAH	52.00	52.00	52.00	0.00	0.00
		RAW	54.50	54.50	54.50	0.00	0.00
		BPR	55.00	55.00	55.00	0.00	0.00
		KSR	52.00	52.00	52.00	0.00	0.00
		KAR	52.00	52.00	52.00	0.00	0.00
		PSH	51.00	51.00	51.00	0.00	0.00
		QTA	54.00	54.00	54.00	0.00	0.00
043. Sugar Confectionary							
2367001. TOFFEE (HILAL)	DOZ.	LAH	10.00	10.00	10.00	0.00	0.00
		RAW	10.00	10.00	10.00	0.00	0.00
		GUJ	10.00	10.00	10.00	0.00	0.00
		SKT	10.00	10.00	10.00	0.00	0.00
		BPR	10.97	10.97	10.97	0.00	0.00
		KSR	10.00	10.00	10.00	0.00	0.00
		KAR	10.00	10.00	10.00	0.00	0.00
		HYD	10.00	10.00	10.00	0.00	0.00
		LRK	10.50	10.50	10.50	0.00	0.00
		PSH	12.00	12.00	12.00	0.00	0.00
		QTA	10.00	10.00	10.00	0.00	0.00
044. Coffee & Tea							
2391301. TEA LIPTON YELLOW LABEL 200 G.PKT)	06 PKT.	LAH	700.50	700.50	948.00	0.00	-26.11
		FAS	694.73	694.73	963.00	0.00	-27.86
		RAW	717.50	697.50	952.50	2.87	-24.67
		MUL	696.27	673.44	941.70	3.39	-26.06
		SKT	705.00	705.00	989.00	0.00	-28.72
		KAR	726.31	726.31	1008.00	0.00	-27.95
		HYD	697.50	673.44	985.58	3.57	-29.23
		SKR	708.88	708.88	991.26	0.00	-28.49
		PSH	730.00	693.10	1000.00	5.32	-27.00
		MNG	673.50	673.50	960.00	0.00	-29.84
		QTA	720.00	720.00	960.00	0.00	-25.00
2391302. TEA SUPREME 200 G. PKT.	06 PKT.	LAH	682.74	682.74	880.00	0.00	-22.42
		FAS	600.00	589.43	847.00	1.79	-29.16
		RAW	662.50	643.50	812.50	2.95	-18.46
		MUL	599.25	570.72	827.58	5.00	-27.59
		SKT	720.00	720.00	720.00	0.00	0.00
		KAR	618.95	618.95	1008.00	0.00	-38.60
		HYD	599.28	570.72	827.52	5.00	-27.58
		SKR	600.75	600.75	871.58	0.00	-31.07
		PSH	588.00	588.00	840.00	0.00	-30.00
		MNG	570.78	570.78	878.94	0.00	-35.06
		QTA	697.00	697.00	697.00	0.00	0.00
2391303. TEA LOOSE	KG.	LAH	422.50	422.50	535.00	0.00	-21.03
		FAS	515.00	515.00	505.00	0.00	1.98
		RAW	477.50	472.50	505.00	1.06	-5.45
		MUL	475.00	475.00	475.00	0.00	0.00
		SKT	330.00	330.00	350.00	0.00	-5.71
		GJT	440.00	440.00	500.00	0.00	-12.00

Contd.

7.10 Intercity Wholesale Prices of Selected Commodities

Group/Commodity/Item Specification	Unit	City	Prices (Rs.)			% Change in Sept.,2014	
						Over	
			Sept., 2014	Aug., 2014	Sept., 2013	Aug., 2014	Sept., 2013
		KAR	450.00	450.00	490.00	0.00	-8.16
		HYD	440.00	440.00	480.00	0.00	-8.33
		SKR	465.00	465.00	480.00	0.00	-3.13
		MPK	240.00	240.00	335.00	0.00	-28.36
		PSH	440.00	440.00	520.00	0.00	-15.38
		MNG	450.00	450.00	525.00	0.00	-14.29
		QTA	410.00	410.00	390.00	0.00	5.13
2391304. TEA TAPAL MIXTURE (200 G) PKT.	06 PKT	LAH	642.00	642.00	880.00	0.00	-27.05
		FAS	631.57	631.57	842.00	0.00	-24.99
		RAW	682.50	597.50	815.00	14.23	-16.26
		MUL	588.00	588.00	846.00	0.00	-30.50
		KAR	663.16	663.16	882.50	0.00	-24.85
		HYD	679.20	610.80	870.00	11.20	-21.93
		PSH	618.00	618.00	840.00	0.00	-26.43
		MNG	690.00	690.00	730.00	0.00	-5.48
		QTA	618.00	618.00	860.00	0.00	-28.14
045. Spices							
2392101. BLACK PEPPER 50 G.PKT.(NATIONAL)	EACH	LAH	90.24	88.90	67.88	1.51	32.94
		RAW	88.00	88.00	75.00	0.00	17.33
		MUL	86.89	86.89	67.89	0.00	27.99
		SKT	86.89	86.89	67.00	0.00	29.69
		KAR	92.00	92.00	78.00	0.00	17.95
		HYD	96.00	96.00	75.00	0.00	28.00
		MPK	69.25	69.25	69.25	0.00	0.00
		PSH	87.00	87.00	68.00	0.00	27.94
		MNG	90.00	70.00	65.00	28.57	38.46
		QTA	74.00	74.00	69.00	0.00	7.25
2392201. RED CHILLIES(200 G PKT.NATIONAL)	EACH	LAH	95.00	95.00	95.00	0.00	0.00
		FAS	96.32	96.32	96.32	0.00	0.00
		RAW	96.50	96.50	96.50	0.00	0.00
		MUL	95.52	95.52	110.21	0.00	-13.33
		SKT	115.00	115.00	115.00	0.00	0.00
		KAR	100.00	100.00	100.00	0.00	0.00
		HYD	105.00	105.00	105.00	0.00	0.00
		MPK	96.50	96.50	96.50	0.00	0.00
		PSH	96.00	96.00	113.00	0.00	-15.04
		MNG	105.00	105.00	105.00	0.00	0.00
		QTA	92.00	92.00	97.00	0.00	-5.15
2392402. CORRIANDER PWD.200 G. PKT.NAT.	EACH	LAH	70.93	70.93	70.93	0.00	0.00
		FAS	70.78	70.78	70.78	0.00	0.00
		RAW	77.50	77.50	67.50	0.00	14.81
		MUL	67.02	67.02	59.98	0.00	11.74
		SKT	70.78	70.78	70.00	0.00	1.11
		KAR	84.00	84.00	75.00	0.00	12.00
		HYD	77.00	77.00	77.00	0.00	0.00
		MPK	68.41	68.41	68.41	0.00	0.00
		PSH	70.00	70.00	66.54	0.00	5.20
		MNG	70.00	70.00	70.00	0.00	0.00
		QTA	81.60	81.60	69.00	0.00	18.26
2392601. CLOVES	40 KG.	LAH	50500.00	50500.00	54000.00	0.00	-6.48
		RAW	44250.00	44250.00	41250.00	0.00	7.27
		MUL	52500.00	52500.00	51000.00	0.00	2.94
		KAR	59000.00	59000.00	61000.00	0.00	-3.28
		HYD	55500.00	55500.00	52500.00	0.00	5.71
		MPK	52000.00	52000.00	54000.00	0.00	-3.70
		PSH	49500.00	49000.00	51000.00	1.02	-2.94
		QTA	51000.00	51000.00	41500.00	0.00	22.89

Contd.

7.10 Intercity Wholesale Prices of Selected Commodities

Group/Commodity/Item Specification	Unit	City	Prices (Rs.)			% Change in Sept.,2014	
						Over	
			Sept., 2014	Aug., 2014	Sept., 2013	Aug., 2014	Sept., 2013
046. Other Food Products							
2399401. VINEGAR SYNTHETIC (SIRKA)	DOZ.	LAH	720.00	720.00	660.00	0.00	9.09
		RAW	835.00	835.00	735.00	0.00	13.61
		KAR	430.00	430.00	430.00	0.00	0.00
		PSH	560.00	560.00	570.00	0.00	-1.75
		QTA	786.00	786.00	786.00	0.00	0.00
2399901. TURMERIC POWDER(50 G.PKT.NATIONAL)	EACH	LAH	31.50	31.50	31.50	0.00	0.00
		FAS	31.96	31.96	31.96	0.00	0.00
		RAW	30.00	30.00	30.00	0.00	0.00
		MUL	31.69	31.69	34.74	0.00	-8.78
		SKT	35.00	35.00	35.00	0.00	0.00
		KAR	34.00	34.00	52.00	0.00	-34.62
		HYD	35.00	35.00	39.00	0.00	-10.26
		SKR	31.69	31.69	32.00	0.00	-0.97
		MPK	32.00	32.00	32.00	0.00	0.00
		PSH	31.20	31.20	31.20	0.00	0.00
		MNG	32.50	30.00	39.00	8.33	-16.67
		QTA	36.00	36.00	36.00	0.00	0.00
047. Mineral Water							
2441001. MINERAL WATER NESTLE(1.5 LTR)	DOZ.	LAH	480.00	480.00	480.00	0.00	0.00
		FAS	440.00	440.00	405.00	0.00	8.64
		RAW	467.50	467.50	467.50	0.00	0.00
		MUL	472.00	472.00	460.00	0.00	2.61
		GUJ	450.00	450.00	450.00	0.00	0.00
		SKT	419.00	419.00	419.00	0.00	0.00
		KAR	456.00	456.00	420.00	0.00	8.57
		HYD	470.00	470.00	422.00	0.00	11.37
		SKR	480.00	480.00	450.00	0.00	6.67
		MPK	418.00	418.00	418.00	0.00	0.00
		PSH	443.00	443.00	443.00	0.00	0.00
		QTA	528.00	528.00	528.00	0.00	0.00
048. Beverages							
2449001. COCA COLA(CRATE OF 24 BOTTLES)	EACH	LAH	442.00	442.00	325.00	0.00	36.00
		FAS	445.00	445.00	324.00	0.00	37.35
		RAW	382.50	382.50	312.00	0.00	22.60
		MUL	403.00	403.00	326.00	0.00	23.62
		SKT	323.00	323.00	323.00	0.00	0.00
		GJT	444.00	444.00	322.00	0.00	37.89
		KAR	444.00	444.00	327.50	0.00	35.57
		HYD	444.00	444.00	324.00	0.00	37.04
		SKR	432.00	432.00	325.00	0.00	32.92
		MPK	390.00	390.00	330.00	0.00	18.18
		PSH	430.00	430.00	325.00	0.00	32.31
		BNU	475.00	475.00	325.00	0.00	46.15
		MNG	430.00	430.00	325.00	0.00	32.31
		QTA	480.00	480.00	360.00	0.00	33.33
2449002. SEVEN UP (CRATE OF 24 BOTTLES)	EACH	LAH	442.00	442.00	325.00	0.00	36.00
		FAS	445.00	445.00	325.00	0.00	36.92
		RAW	382.50	382.50	312.00	0.00	22.60
		MUL	403.00	403.00	326.00	0.00	23.62
		SKT	323.00	323.00	323.00	0.00	0.00
		GJT	444.00	444.00	323.00	0.00	37.46
		KAR	444.00	444.00	327.50	0.00	35.57
		HYD	444.00	444.00	324.00	0.00	37.04
		SKR	432.00	432.00	325.00	0.00	32.92
		MPK	390.00	390.00	330.00	0.00	18.18
		PSH	445.00	430.00	325.00	3.49	36.92
		BNU	475.00	475.00	325.00	0.00	46.15

Contd.

7.10 Intercity Wholesale Prices of Selected Commodities

Group/Commodity/Item Specification	Unit	City	Prices (Rs.)			% Change in Sept., 2014	
						Over	
			Sept., 2014	Aug., 2014	Sept., 2013	Aug., 2014	Sept., 2013
2449003. MAKKA COLA (CRATE OF 24 BOTTLES)	EACH	MNG	420.00	420.00	325.00	0.00	29.23
		QTA	480.00	480.00	360.00	0.00	33.33
		MUL	280.00	280.00	280.00	0.00	0.00
		GUJ	280.00	280.00	280.00	0.00	0.00
		SKT	270.00	270.00	270.00	0.00	0.00
		PSH	410.00	410.00	410.00	0.00	0.00
2449004. PEPSI COLA (CRATE OF 24 BOTTLES)	EACH	BNU	322.00	322.00	322.00	0.00	0.00
		MNG	322.00	322.00	322.00	0.00	0.00
		LAH	442.00	442.00	325.00	0.00	36.00
		FAS	445.00	445.00	325.00	0.00	36.92
		RAW	382.50	382.50	312.00	0.00	22.60
		MUL	403.00	403.00	326.00	0.00	23.62
		SKT	394.00	394.00	323.00	0.00	21.98
		GJT	444.00	444.00	322.00	0.00	37.89
		KAR	444.00	444.00	330.00	0.00	34.55
		HYD	444.00	444.00	324.00	0.00	37.04
		SKR	432.00	432.00	325.00	0.00	32.92
		PSH	445.00	430.00	325.00	3.49	36.92
		BNU	475.00	475.00	325.00	0.00	46.15
		MNG	420.00	420.00	325.00	0.00	29.23
QTA	408.00	408.00	408.00	0.00	0.00		
049. Tobacco Products							
2502001. CIGARETTES K-2 10'S (FILTER)	1000	KAR	2125.00	2125.00	1790.00	0.00	18.72
2502002. CIGARETTES MELBOURNE	1000	KAR	2300.00	2300.00	1892.45	0.00	21.54
2502003. CIGARETTES CAPSTAN LSFT 10 SS	1000	KAR	2300.00	2300.00	1892.45	0.00	21.54
2502004. CIGARETTES GOLD LEAF (KSFT) 20	1000	KAR	4750.00	4750.00	4184.95	0.00	13.50
3b) Textiles & Apparels							
050. Cotton Yarn							
2636001. COTTON YARN 10/1 POPULAR FIBER	10 LB.	KAR	850.00	881.25	1100.00	-3.55	-22.73
2636002. COTTON YARN 16/1 MGM	10 LB.	KAR	1135.00	1130.00	1320.00	0.44	-14.02
2636003. COTTON YARN 21/1 SURIYA TEXTILE	10 LB.	KAR	1200.00	1232.00	1400.00	-2.60	-14.29
2636004. COTTON YARN 42/1 ABDULLAH TEXTILE	10 LB.	KAR	1600.00	1600.00	1650.00	0.00	-3.03
2636005. COTTON YARN 20/2 BAJWA	10 LB.	KAR	1280.00	1295.00	1380.00	-1.16	-7.25
051. Nylon Yarn							
2643001. NYLON YARN RUPALI(PAK)50/72/00	LB.	KAR	107.75	108.00	115.75	-0.23	-6.91
2643002. NYLON YARN GRATON 50/36/00FLAT	LB.	KAR	92.00	89.00	105.00	3.37	-12.38
2643003. NYLON YARN GRATON 75/48/0 DTY	LB.	KAR	103.00	103.00	115.00	0.00	-10.43
052. Blended Yarn							
2645001. BLND.YARN 30/1 A.A TEX.Z.TW PVC	LB.	KAR	141.00	141.00	142.50	0.00	-1.05
2645002. BLND.YARN 40/1 SANA	LB.	KAR	151.00	151.00	160.00	0.00	-5.63
2645003. BLND.YARN 60/1 PP AGAR	LB.	KAR	124.00	124.00	124.00	0.00	0.00
2645004. BLND.YARN 30/1 A.A TEX.COMBED	LB.	KAR	142.00	142.00	155.50	0.00	-8.68
2645005. BLND.YARN 40/1 A.A. TEXTILE	LB.	KAR	143.00	143.00	143.00	0.00	0.00
053. Woven Fabrics							
2654001. LIGHT WEIGHT WORSTED (L.PUR)	MTR.	LAH	555.00	555.00	555.00	0.00	0.00
		RAW	1037.50	1037.50	925.00	0.00	12.16
		KAR	1380.00	1380.00	1350.00	0.00	2.22
2654002. HEAVY WEIGHT SUITING (L.PUR)	MTR.	LAH	875.00	875.00	875.00	0.00	0.00
		RAW	1325.00	1325.00	1175.00	0.00	12.77
		KAR	1930.00	1930.00	1880.00	0.00	2.66
2654003. TWEED (LAWRENCEPUR)	MTR.	LAH	777.50	777.50	777.50	0.00	0.00
		RAW	1125.00	1125.00	1025.00	0.00	9.76
		KAR	1610.00	1610.00	1580.00	0.00	1.90
2654004. WORSTED (LAWRENCEPUR)	MTR.	LAH	790.00	790.00	790.00	0.00	0.00
		RAW	1175.00	1175.00	1075.00	0.00	9.30
		KAR	1620.00	1620.00	1580.00	0.00	2.53

Contd.

7.10 Intercity Wholesale Prices of Selected Commodities

Group/Commodity/Item Specification	Unit	City	Prices (Rs.)			% Change in Sept., 2014	
						Over	
			Sept., 2014	Aug., 2014	Sept., 2013	Aug., 2014	Sept., 2013
054. Cotton Fabrics							
2662001. LATHA GUL AHMED 90000 SUP. QLTY.	40 MTR.	LAH	7900.00	7900.00	6800.00	0.00	16.18
		FAS	8550.00	8550.00	8400.00	0.00	1.79
		RAW	5225.00	5225.00	4975.00	0.00	5.03
		MUL	8095.00	8095.00	8095.00	0.00	0.00
		KAR	8300.00	8300.00	7082.50	0.00	17.19
2662002. LATHA PRESIDENT SUP. QLTY.	40 MTR.	LAH	3450.00	3450.00	3450.00	0.00	0.00
		MUL	7140.00	7140.00	6000.00	0.00	19.00
		KAR	3682.50	3682.50	3682.50	0.00	0.00
2662003. LATHA MAST QALANDER SUP. QLTY.	40 MTR.	MUL	4920.00	4920.00	4800.00	0.00	2.50
		KAR	2810.00	2810.00	2810.00	0.00	0.00
2662004. LATHA MUGHAL-E-AZAM SUP. QLTY.	40 MTR.	LAH	3650.00	3650.00	3650.00	0.00	0.00
		FAS	5650.00	5650.00	5500.00	0.00	2.73
		RAW	5150.00	5150.00	4775.00	0.00	7.85
		MUL	5880.00	5880.00	5680.00	0.00	3.52
		KAR	4100.00	4100.00	2620.00	0.00	56.49
		HYD	4500.00	4500.00	4500.00	0.00	0.00
055. Other Fabrics							
2669001. LAWN AVG. QLTY.	MTR.	LAH	75.50	75.50	75.50	0.00	0.00
		FAS	92.50	92.50	91.00	0.00	1.65
		RAW	117.50	117.50	102.50	0.00	14.63
		MUL	125.00	125.00	115.00	0.00	8.70
		KAR	115.00	115.00	95.00	0.00	21.05
		HYD	100.00	100.00	100.00	0.00	0.00
		SKR	70.00	70.00	45.00	0.00	55.56
		QTA	130.00	130.00	110.00	0.00	18.18
2669002. LAWN SUP. QLTY.	MTR.	LAH	177.50	177.50	177.50	0.00	0.00
		FAS	230.00	230.00	240.00	0.00	-4.17
		RAW	195.00	195.00	172.50	0.00	13.04
		MUL	190.00	190.00	190.00	0.00	0.00
		KAR	225.00	225.00	207.50	0.00	8.43
2669003. GREY CLOTH 52"	MTR.	QTA	152.50	152.50	132.50	0.00	15.09
		LAH	45.00	45.00	39.50	0.00	13.92
		FAS	58.50	58.50	58.50	0.00	0.00
		RAW	41.00	41.00	41.00	0.00	0.00
		MUL	90.00	90.00	70.00	0.00	28.57
2669004. GREY CLOTH 98"	MTR.	KAR	67.50	67.50	67.50	0.00	0.00
		LRK	105.00	105.00	105.00	0.00	0.00
		LAH	76.50	76.50	59.50	0.00	28.57
		FAS	115.00	115.00	115.00	0.00	0.00
		KAR	125.00	125.00	80.00	0.00	56.25
2669005. DRILL DYED	MTR.	LAH	75.50	75.50	54.50	0.00	38.53
		FAS	105.00	105.00	80.00	0.00	31.25
		RAW	32.50	32.50	32.50	0.00	0.00
		KAR	105.00	105.00	67.50	0.00	55.56
		QTA	55.00	55.00	55.00	0.00	0.00
056. Silk & Reyon Fabrics							
2679001. KT. SHIRTING AL-KARAM SUP. QLTY.	MTR.	LAH	82.50	82.50	64.50	0.00	27.91
		RAW	117.50	117.50	102.50	0.00	14.63
		KAR	105.00	105.00	82.50	0.00	27.27
		FAS	212.50	212.50	212.50	0.00	0.00
2679002. KT. SHIRTING TOYOBO SUP. QLTY.	MTR.	RAW	117.50	117.50	102.50	0.00	14.63
		MUL	85.00	85.00	85.00	0.00	0.00
		KAR	72.50	72.50	72.50	0.00	0.00
		QTA	73.00	73.00	73.00	0.00	0.00

Contd.

7.10 Intercity Wholesale Prices of Selected Commodities

Group/Commodity/Item Specification	Unit	City	Prices (Rs.)			% Change in Sept., 2014	
						Over	
			Sept., 2014	Aug., 2014	Sept., 2013	Aug., 2014	Sept., 2013
2679003. WOOLY FLAT	MTR.	LAH	47.50	47.50	30.50	0.00	55.74
		KAR	39.00	39.00	39.00	0.00	0.00
		QTA	62.50	62.50	62.50	0.00	0.00
2679004. SILK AVG. QLTY.	MTR.	LAH	59.00	59.00	49.00	0.00	20.41
		RAW	47.50	47.50	47.50	0.00	0.00
		MUL	95.00	95.00	95.00	0.00	0.00
		KAR	41.00	41.00	41.00	0.00	0.00
		SKR	35.00	35.00	30.00	0.00	16.67
		QTA	55.00	55.00	55.00	0.00	0.00
2679005. SILK SUP. QLTY.	MTR.	LAH	85.50	85.50	74.50	0.00	14.77
		FAS	237.50	237.50	237.50	0.00	0.00
		RAW	77.50	77.50	77.50	0.00	0.00
2679006. LINEN STAR MILL KARACHI	MTR.	QTA	75.00	75.00	75.00	0.00	0.00
		LAH	116.50	116.50	97.50	0.00	19.49
		KAR	97.50	97.50	85.00	0.00	14.71
057. Towels	DOZ.	QTA	78.00	78.00	78.00	0.00	0.00
		LAH	1550.00	1550.00	1500.00	0.00	3.33
		FAS	1650.00	1650.00	1650.00	0.00	0.00
2684001. TOWEL MED SIZE AVG. QLTY.	DOZ.	KSR	1550.00	1550.00	1162.50	0.00	33.33
		KAR	2040.00	2040.00	1620.00	0.00	25.93
		SKR	1800.00	1800.00	1800.00	0.00	0.00
		PSH	2400.00	2300.00	1862.50	4.35	28.86
		QTA	1410.00	1410.00	1410.00	0.00	0.00
		LAH	1410.00	1410.00	1410.00	0.00	0.00
058. Blankets	EACH	LAH	2400.00	2400.00	1900.00	0.00	26.32
		RAW	2875.00	2725.00	2275.00	5.50	26.37
		KAR	1830.00	1830.00	1590.00	0.00	15.09
2711002. BLANKET MOONLITE DOUBLE	EACH	LAH	3000.00	3000.00	2500.00	0.00	20.00
		RAW	3225.00	3125.00	2675.00	3.20	20.56
		KAR	2335.00	2335.00	2150.00	0.00	8.60
059. Bed Sheets	DOZ.	LAH	3250.00	3250.00	2762.50	0.00	17.65
		FAS	4300.00	4300.00	4300.00	0.00	0.00
		KAR	3750.00	3750.00	3210.00	0.00	16.82
2712001. BED SHEET COTTON SINGLE AVG. QLTY.	DOZ.	SKR	3600.00	3600.00	3600.00	0.00	0.00
		PSH	4800.00	4800.00	3600.00	0.00	33.33
		QTA	2750.00	2750.00	2750.00	0.00	0.00
		LAH	5650.00	5650.00	4562.50	0.00	23.84
		FAS	4900.00	4900.00	4900.00	0.00	0.00
		KAR	5700.00	5700.00	4110.00	0.00	38.69
2712002. BED SHEET COTTON DOUBLE AVG. QLTY.	DOZ.	SKR	7800.00	7800.00	7800.00	0.00	0.00
		PSH	9600.00	9600.00	8400.00	0.00	14.29
		QTA	4250.00	4250.00	4250.00	0.00	0.00
		LAH	750.00	750.00	687.50	0.00	9.09
		RAW	775.00	737.50	637.50	5.08	21.57
		KAR	760.00	760.00	675.00	0.00	12.59
060. Quilts	EACH	PSH	950.00	875.00	775.00	8.57	22.58
		QTA	600.00	600.00	600.00	0.00	0.00
		LAH	750.00	750.00	687.50	0.00	9.09
2718001. READY MADE QUILT	EACH	RAW	775.00	737.50	637.50	5.08	21.57
		KAR	760.00	760.00	675.00	0.00	12.59
		PSH	950.00	875.00	775.00	8.57	22.58
061. Woolen Carpets	SQ.FT.	QTA	600.00	600.00	600.00	0.00	0.00
		LAH	60.00	60.00	42.00	0.00	42.86
		KAR	51.00	51.00	47.50	0.00	7.37
062. Synthetic Carpets	SQ.FT.	LAH	32.50	32.50	20.00	0.00	62.50
		RAW	24.50	23.50	23.50	4.26	4.26
		KAR	45.50	45.50	45.00	0.00	1.11
2729001. SYNTHETIC CARPET	SQ.FT.	QTA	46.50	46.50	46.50	0.00	0.00
		LAH	32.50	32.50	20.00	0.00	62.50
		RAW	24.50	23.50	23.50	4.26	4.26
		KAR	45.50	45.50	45.00	0.00	1.11
		QTA	46.50	46.50	46.50	0.00	0.00

Contd.

7.10 Intercity Wholesale Prices of Selected Commodities

Group/Commodity/Item Specification	Unit	City	Prices (Rs.)			% Change in Sept., 2014	
						Over	
			Sept., 2014	Aug., 2014	Sept., 2013	Aug., 2014	Sept., 2013
063. Hosiery Products							
2821001. UNDER WEAR MED. SIZE AVG. QLTY.	DOZ.	LAH	1125.00	1125.00	780.00	0.00	44.23
		FAS	780.00	780.00	780.00	0.00	0.00
		RAW	1712.50	1712.50	1325.00	0.00	29.25
		KAR	870.00	870.00	775.00	0.00	12.26
		SKR	780.00	780.00	780.00	0.00	0.00
		PSH	1440.00	1050.00	850.00	37.14	69.41
		QTA	420.00	420.00	420.00	0.00	0.00
2821002. VEST (BANYAN)MED. SIZE AVG. QLTY.	DOZ.	LAH	1175.00	1175.00	780.00	0.00	50.64
		FAS	900.00	900.00	900.00	0.00	0.00
		RAW	1712.50	1712.50	1325.00	0.00	29.25
		KAR	888.00	888.00	775.00	0.00	14.58
		SKR	1322.50	1322.50	1322.50	0.00	0.00
		PSH	1190.00	1150.00	1020.00	3.48	16.67
		QTA	720.00	720.00	720.00	0.00	0.00
2821003. SOCKS NYLON MIXED GENTS SUP. QLTY.	DOZ.	LAH	1075.00	1075.00	1032.50	0.00	4.12
		FAS	710.00	710.00	710.00	0.00	0.00
		RAW	812.50	812.50	762.50	0.00	6.56
		KAR	720.00	720.00	635.00	0.00	13.39
		SKR	860.00	860.00	860.00	0.00	0.00
		PSH	840.00	840.00	800.00	0.00	5.00
		QTA	620.00	620.00	610.00	0.00	1.64
2821004. SOCKS COTTON GENTS AVG. QLTY.	DOZ.	LAH	625.00	625.00	527.50	0.00	18.48
		FAS	510.00	510.00	510.00	0.00	0.00
		KAR	630.00	630.00	580.00	0.00	8.62
064. Readymade Garments							
2823101. PANTS GENTS (W&W) AVG. QLTY.	DOZ.	LAH	3575.00	3575.00	3575.00	0.00	0.00
		RAW	6950.00	6950.00	6000.00	0.00	15.83
		KAR	5100.00	5100.00	4900.00	0.00	4.08
2823102. SHORT	DOZ.	LAH	955.00	955.00	955.00	0.00	0.00
		KAR	1260.00	1260.00	1122.00	0.00	12.30
		HYD	2000.00	2000.00	2000.00	0.00	0.00
2823103. AWAMI SUIT(W&W) AVG. QLTY.	DOZ.	LAH	9000.00	9000.00	4525.00	0.00	98.90
		RAW	11250.00	11250.00	7900.00	0.00	42.41
		KAR	8100.00	8100.00	4875.00	0.00	66.15
		QTA	4800.00	4800.00	4800.00	0.00	0.00
2823201. SHIRT GENTS (W&W) AVG. QLTY.	DOZ.	LAH	3225.00	3225.00	3225.00	0.00	0.00
		RAW	4125.00	4125.00	3700.00	0.00	11.49
		KAR	4050.00	4050.00	3060.00	0.00	32.35
2823301. GIRL'S FROCK (W&W)	DOZ.	LAH	8750.00	6650.00	6650.00	31.58	31.58
		RAW	9350.00	9350.00	7000.00	0.00	33.57
		KAR	6450.00	6450.00	4560.00	0.00	41.45
3c) Leather Products							
065. Leather Without Hair							
2912001. SOLE LEATHER 5 MM GR-1	KG.	SAH	640.00	650.00	400.00	-1.54	60.00
		KSR	425.00	425.00	340.00	0.00	25.00
2912002. SOLE LEATHER 4.5 MM GR-1	KG.	SAH	680.00	700.00	410.00	-2.86	65.85
		KSR	490.00	490.00	335.00	0.00	46.27
2912003. SOLE LEATHER 4 MM GR-1	KG.	SAH	710.00	740.00	415.00	-4.05	71.08
		KSR	510.00	510.00	375.00	0.00	36.00
066. Other Leather N.E.C							
2913001. CHROME LEATHER COW ANALINE GR-I	DM.	SAH	23.03	27.00	34.00	-14.70	-32.26
		KSR	20.00	20.00	22.00	0.00	-9.09
2913002. CHROME LEATHER COW ANALINE GR-II	DM.	SAH	20.98	26.00	32.00	-19.31	-34.44
		KSR	19.00	19.00	23.00	0.00	-17.39
2913003. CHROME LEATHER BUFF CALF (SUP)	DM.	SAH	17.22	24.00	29.00	-28.25	-40.62
		KSR	17.00	17.00	19.00	0.00	-10.53

Contd.

7.10 Intercity Wholesale Prices of Selected Commodities

Group/Commodity/Item Specification	Unit	City	Prices (Rs.)			% Change in Sept., 2014	
						Over	
			Sept., 2014	Aug., 2014	Sept., 2013	Aug., 2014	Sept., 2013
2913004. CHROME LEATHER BUFF CALF (B)	DM.	SAH	15.60	17.00	18.00	-8.24	-13.33
		KSR	15.00	15.00	17.00	0.00	-11.76
067. Footwears							
2933001. GENTS SHOES PAUL BATA	PAIR	LAH	818.23	818.23	772.97	0.00	5.86
2933002. GENTS SANDAL BATA	PAIR	LAH	572.51	572.51	601.40	0.00	-4.80
2933003. GENTS SLATE CHAPPAL BATA	PAIR	LAH	110.08	110.08	110.08	0.00	0.00
2933004. LADIES SANDAL BATA (EMOZIAN)	PAIR	LAH	490.61	490.61	514.71	0.00	-4.68
2933005. LADIES SPOUNG CHAPPAL BATA(TROPICA)	PAIR	LAH	109.52	109.52	128.23	0.00	-14.59
2933006. CHILD SHOE POWER LIFE BATA	PAIR	LAH	285.85	285.85	257.36	0.00	11.07
2933007. GENTS SHOES ART 1109 SERVIS	PAIR	LAH	477.00	477.00	477.00	0.00	0.00
2933008. CHEETAH 50 SIZE 3.5	PAIR	LAH	679.00	679.00	679.00	0.00	0.00
2933009. SERVIS SHOES WOMEN	PAIR	LAH	370.00	370.00	370.00	0.00	0.00
2933010. SERVIS SHOES CHILDREN	PAIR	LAH	257.00	257.00	257.00	0.00	0.00
4. Other Transportable Goods							
068. Timber							
3131001. TIMBER SHEESHAM	CMT.	LAH	55618.00	52089.00	36913.00	6.77	50.67
		RAW	59152.00	59152.00	55620.50	0.00	6.35
		KAR	45425.00	45425.00	45200.00	0.00	0.50
		PSH	42378.00	42378.00	34344.50	0.00	23.39
		QTA	55582.00	55582.00	43200.00	0.00	28.66
3131002. TIMBER KERUING PINE WOOD	CMT.	RAW	62683.50	62683.50	55620.50	0.00	12.70
		KAR	46900.00	46900.00	46650.00	0.00	0.54
3131003. TIMBER PERTAL	CMT.	LAH	35947.00	30000.00	24366.50	19.82	47.53
		RAW	48558.00	48558.00	41495.00	0.00	17.02
		KAR	34700.00	34700.00	34460.00	0.00	0.70
		PSH	52372.00	52372.00	32410.00	0.00	61.59
		QTA	31050.00	31050.00	31050.00	0.00	0.00
3131004. TIMBER CHIR	CMT.	LAH	25602.50	22000.00	18098.50	16.38	41.46
		RAW	43260.50	43260.50	36197.50	0.00	19.51
		KAR	26350.00	26350.00	26100.00	0.00	0.96
3131005. TIMBER DEODAR	CMT.	RAW	97998.00	97998.00	90052.50	0.00	8.82
		KAR	90950.00	90950.00	90500.00	0.00	0.50
		PSH	95358.00	95358.00	90052.00	0.00	5.89
		QTA	76950.00	76950.00	76950.00	0.00	0.00
3131006. TIMBER TEAK WOOD	CMT.	LAH	125364.50	110000.00	97997.50	13.97	27.93
		KAR	108300.00	108300.00	108300.00	0.00	0.00
069. Printing Paper							
3212901. OFFSET PAPER FLYING FINISH	KG.	KAR	85.00	85.00	82.00	0.00	3.66
3212902. ART PAPER "LEYKAM"/CHINA	KG.	KAR	115.00	115.00	119.00	0.00	-3.36
3212903. PRINTING PAPER ROYAL CENTURY	KG.	KAR	90.00	90.00	86.00	0.00	4.65
3212904. PHOTOSTAT PAPER 210X297 A-4(80GM)	KG.	KAR	370.00	370.00	360.00	0.00	2.78
070. Hard Board							
3213301. KRAFT LINES BOARD (BRAZIL-125)	KG.	KAR	110.00	110.00	100.00	0.00	10.00
071. Coke							
3310001. COKE	MT.	KAR	60000.00	60000.00	60000.00	0.00	0.00
072. Motor Spirit							
3331001. MOTOR SPRIT 87 RON	LTR.	KAR	106.50	107.91	109.08	-1.31	-2.37
073. Diesel Oil							
3333001. DIESEL OIL LIGHT SPEED (BULK)	LTR.	KAR	92.01	94.06	98.36	-2.18	-6.46
3333002. DIESEL OIL HIGH SPEED(BULK)	LTR.	KAR	108.28	109.28	112.20	-0.92	-3.49
074. Kerosine Oil							
3334001. KEROSINE OIL	LTR.	KAR	105.51	107.86	105.85	-2.18	-0.32
075. Furnace Oil							
3337001. HIGH SULPHUR FURNACE OIL(HSFO)	MT.	KAR	62213.00	61581.50	65051.50	1.03	-4.36
076. Mobil Oil							
3338001. HAVOLINE MOBIL OIL PETROL ENGN.	4 LTR.	FAS	1950.00	1950.00	1950.00	0.00	0.00
		RAW	1987.50	1987.50	1887.50	0.00	5.30
		MUL	1780.00	1780.00	1660.00	0.00	7.23

Contd.

7.10 Intercity Wholesale Prices of Selected Commodities

Group/Commodity/Item Specification	Unit	City	Prices (Rs.)			% Change in Sept., 2014	
						Over	
			Sept., 2014	Aug., 2014	Sept., 2013	Aug., 2014	Sept., 2013
		GJT	1790.00	1790.00	1660.00	0.00	7.83
		KAR	2157.00	2157.00	2000.00	0.00	7.85
		PSH	1640.00	1640.00	1540.00	0.00	6.49
		QTA	1670.00	1670.00	1670.00	0.00	0.00
3338002. HAVOLINE MOBIL OIL CNG ENGN.	4 LTR.	FAS	1600.00	1600.00	1600.00	0.00	0.00
		RAW	1962.50	1962.50	1862.50	0.00	5.37
		MUL	1830.00	1830.00	1720.00	0.00	6.40
		GJT	1835.00	1835.00	1720.00	0.00	6.69
		KAR	1833.00	1833.00	1720.00	0.00	6.57
		PSH	1680.00	1680.00	1640.00	0.00	2.44
		QTA	1685.00	1685.00	1685.00	0.00	0.00
077. Chemicals							
3414001. STEARIC ACID	LB.	LAH	110.00	110.00	95.00	0.00	15.79
		KAR	102.50	102.50	104.50	0.00	-1.91
3414002. ACETIC ACID	LB.	LAH	80.00	80.00	46.00	0.00	73.91
		KAR	55.50	55.50	45.00	0.00	23.33
		PSH	59.00	52.00	50.00	13.46	18.00
3414003. TARTARIC POWDER	50 KG.	LAH	18000.00	18000.00	16000.00	0.00	12.50
		KAR	10000.00	10000.00	8980.00	0.00	11.36
3414004. CITRIC ACID	50 KG.	LAH	6500.00	6500.00	5550.00	0.00	17.12
		KAR	6250.00	6250.00	5975.00	0.00	4.60
		PSH	6500.00	6780.00	5600.00	-4.13	16.07
3414005. CHINA CLAY	M.T.	KAR	50000.00	50000.00	42000.00	0.00	19.05
3414006. BLEACHING POWDER	50 KG.	LAH	2500.00	2500.00	1700.00	0.00	47.06
		KSR	2900.00	2900.00	1650.00	0.00	75.76
		KAR	1550.00	1550.00	1660.00	0.00	-6.63
		PSH	2600.00	2590.00	2000.00	0.39	30.00
3414007. GLUCOSE POWDER	50 KG.	LAH	5200.00	5200.00	5000.00	0.00	4.00
		KAR	5200.00	5200.00	5200.00	0.00	0.00
		PSH	5300.00	4600.00	5000.00	15.22	6.00
3422001. ZINC OXIDE	50 KG.	LAH	19000.00	19000.00	19000.00	0.00	0.00
		PSH	16500.00	16500.00	16000.00	0.00	3.13
3423101. CAUSTIC SODA	50 KG.	LAH	3900.00	3900.00	3900.00	0.00	0.00
		KSR	3900.00	3900.00	3900.00	0.00	0.00
		KAR	4000.00	4000.00	3675.00	0.00	8.84
		PSH	3800.00	3600.00	4000.00	5.56	-5.00
3423102. SULPHURIC ACID	100 KG.	LAH	2500.00	2500.00	2200.00	0.00	13.64
		KAR	2400.00	2400.00	2150.00	0.00	11.63
		PSH	2000.00	2000.00	2000.00	0.00	0.00
3423103. MERCURY	KG.	LAH	14000.00	14000.00	16000.00	0.00	-12.50
		KAR	16000.00	16000.00	13500.00	0.00	18.52
		PSH	13000.00	14000.00	15000.00	-7.14	-13.33
3424001. SODA ASH LIGHT 80 KG. BAG	BAG	LAH	3800.00	3800.00	3800.00	0.00	0.00
		KSR	3725.00	3725.00	3725.00	0.00	0.00
		KAR	3360.00	3360.00	1880.00	0.00	78.72
		PSH	3360.00	3440.00	3072.00	-2.33	9.38
3424002. SODIUM BI- CARBONATE.	50 KG.	LAH	2500.00	2500.00	2100.00	0.00	19.05
		KAR	2750.00	2750.00	2050.00	0.00	34.15
		PSH	2400.00	2300.00	2120.00	4.35	13.21
3424003. SALT EPSUM	100 KG.	LAH	1600.00	1600.00	1600.00	0.00	0.00
		KAR	1900.00	1900.00	1245.00	0.00	52.61
		PSH	2600.00	2600.00	1800.00	0.00	44.44
078. Dyeing Material							
3431001. DYES RED B-BASE	LB.	KAR	250.00	250.00	250.00	0.00	0.00
3431002. DYES ORITEX JAPAN RED HR-2.	LB.	KAR	225.00	225.00	225.00	0.00	0.00
3431003. DYED REACTIVE VIOLET H-3R	LB.	KAR	250.00	250.00	130.00	0.00	92.31

Contd.

7.10 Intercity Wholesale Prices of Selected Commodities

Group/Commodity/Item Specification	Unit	City	Prices (Rs.)			% Change in Sept., 2014	
						Over	
			Sept., 2014	Aug., 2014	Sept., 2013	Aug., 2014	Sept., 2013
079. Fertilizers							
3461101. SONA UREA	MT.	LAH	36500.00	36500.00	34600.00	0.00	5.49
		FAS	38800.00	38000.00	37000.00	2.11	4.86
		MUL	38000.00	36400.00	37600.00	4.40	1.06
3461102. KISAN UREA	MT.	PSH	38400.00	39000.00	37000.00	-1.54	3.78
		LAH	36500.00	36500.00	34600.00	0.00	5.49
		FAS	37600.00	38000.00	37000.00	-1.05	1.62
3461401. CALCIUM AMMONIUM NITRATE	MT.	MUL	36400.00	35600.00	36600.00	2.25	-0.55
		GUJ	36500.00	35100.00	36000.00	3.99	1.39
		PSH	37600.00	37600.00	36200.00	0.00	3.87
3462101. SINGLE SUPPER PHOSPHATE (GR) 18PC	MT.	LAH	32500.00	32500.00	29400.00	0.00	10.54
		FAS	31600.00	33000.00	32000.00	-4.24	-1.25
		MUL	31600.00	30800.00	31600.00	2.60	0.00
3462102. SINGLE SUPER PHOSPHATE (PD) 18PC	MT.	GUJ	30000.00	30000.00	30000.00	0.00	0.00
		PSH	31000.00	0.00	31000.00	-----	0.00
		LAH	20000.00	20000.00	25400.00	0.00	-21.26
3462103. TRIPLE SUPER PHOSPHATE (GR)	MT.	FAS	20000.00	20000.00	20000.00	0.00	0.00
		MUL	17400.00	16600.00	19600.00	4.82	-11.22
		GUJ	18000.00	18000.00	18000.00	0.00	0.00
3463201. SULPHATE OF POTASH	MT.	PSH	20000.00	20000.00	22000.00	0.00	-9.09
		LAH	21000.00	21000.00	21000.00	0.00	0.00
		FAS	21950.00	21950.00	21950.00	0.00	0.00
3464101. NITRO PHOSPHATE	MT.	MUL	21900.00	21900.00	21900.00	0.00	0.00
		GUJ	22000.00	22000.00	22000.00	0.00	0.00
		PSH	25100.00	25100.00	25100.00	0.00	0.00
3464201. DIA-AMMONIUM PHOSPHATE	MT.	LAH	61750.00	61750.00	61750.00	0.00	0.00
		FAS	61850.00	61850.00	61850.00	0.00	0.00
		MUL	62050.00	62050.00	62050.00	0.00	0.00
3464401. NITROGEN PHOSPHATE AND POTACIUM(NI	MT.	GUJ	66000.00	66000.00	70000.00	0.00	-5.71
		PSH	60000.00	60000.00	60000.00	0.00	0.00
		LAH	97000.00	97000.00	78400.00	0.00	23.72
3466101. THIODAN 35 EC(AGRICULTURE) 1 LTR	BOTTLE	MUL	83600.00	83600.00	82600.00	0.00	1.21
		KSR	97000.00	97000.00	82000.00	0.00	18.29
		LAH	50000.00	50000.00	50000.00	0.00	0.00
3466102. DURSBAN TC(TERMITICIDE CONC.)	BOTTLE	FAS	51600.00	52000.00	52000.00	-0.77	-0.77
		MUL	49600.00	48600.00	50600.00	2.06	-1.98
		GUJ	50000.00	50000.00	52800.00	0.00	-5.30
3466101. THIODAN 35 EC(AGRICULTURE) 1 LTR	BOTTLE	PSH	51000.00	50000.00	52000.00	2.00	-1.92
		LAH	73000.00	73000.00	80000.00	0.00	-8.75
		FAS	72600.00	72000.00	75000.00	0.83	-3.20
3466102. DURSBAN TC(TERMITICIDE CONC.)	BOTTLE	MUL	71600.00	68100.00	75200.00	5.14	-4.79
		GUJ	70000.00	69000.00	74000.00	1.45	-5.41
		PSH	70000.00	68000.00	76000.00	2.94	-7.89
3466101. THIODAN 35 EC(AGRICULTURE) 1 LTR	BOTTLE	LAH	63000.00	63000.00	64000.00	0.00	-1.56
		GUJ	59000.00	59000.00	64000.00	0.00	-7.81
		SAR	58875.00	58800.00	62920.00	0.13	-6.43
3466102. DURSBAN TC(TERMITICIDE CONC.)	BOTTLE	HYD	61680.00	61680.00	61760.00	0.00	-0.13
		LAH	580.00	580.00	580.00	0.00	0.00
		FAS	1050.00	1050.00	960.00	0.00	9.38
3466101. THIODAN 35 EC(AGRICULTURE) 1 LTR	BOTTLE	MUL	1150.00	1150.00	662.50	0.00	73.58
		SAR	875.00	875.00	825.00	0.00	6.06
		GJT	500.00	500.00	500.00	0.00	0.00
3466102. DURSBAN TC(TERMITICIDE CONC.)	BOTTLE	KAR	96.85	0.00	0.00	-----	-----
		HYD	750.00	750.00	750.00	0.00	0.00
		MPK	600.00	600.00	600.00	0.00	0.00
3466102. DURSBAN TC(TERMITICIDE CONC.)	BOTTLE	LAH	1050.00	1050.00	1050.00	0.00	0.00
		FAS	1265.00	1265.00	1265.00	0.00	0.00

Contd.

7.10 Intercity Wholesale Prices of Selected Commodities

Group/Commodity/Item Specification	Unit	City	Prices (Rs.)			% Change in Sept.,2014	
						Over	
			Sept., 2014	Aug., 2014	Sept., 2013	Aug., 2014	Sept., 2013
		MUL	1550.00	1550.00	1450.00	0.00	6.90
		SAR	1000.00	1000.00	1000.00	0.00	0.00
3466103. SARSABZ (VEGETABLES) 1 LTR.	BOTTLE	LAH	210.00	210.00	210.00	0.00	0.00
		FAS	360.00	360.00	360.00	0.00	0.00
		MUL	600.00	600.00	195.00	0.00	207.69
		SAR	250.00	250.00	250.00	0.00	0.00
		GJT	400.00	400.00	400.00	0.00	0.00
3466104. MALATHION (ALL ANIMALS) 1 LTR.	BOTTLE	LAH	800.00	800.00	470.00	0.00	70.21
		FAS	1300.00	1300.00	980.00	0.00	32.65
		GUJ	800.00	800.00	675.00	0.00	18.52
		GJT	800.00	800.00	675.00	0.00	18.52
081. Insecticides							
3471001. L-D POLYTHYLENE	LB.	KAR	100.00	103.44	94.67	-3.33	5.63
3473001. POLYSTRENE GP.	55 LB.	KAR	6318.00	6318.00	3691.00	0.00	71.17
082. Paints & Varnishes							
3511001. SYN CLEAR VARNISH (BUXLYS)	3 LTR.	LAH	1050.00	1050.00	850.00	0.00	23.53
		KAR	1020.00	1020.00	1020.00	0.00	0.00
3511002. SYN CLEAR VARNISH (BERGER)	3 LTR.	LAH	1150.00	1150.00	890.00	0.00	29.21
		KAR	1210.00	1210.00	1210.00	0.00	0.00
3511003. SYN ENAMEL VIP (BERGER)	3.6 LTR	LAH	1700.00	1700.00	1575.00	0.00	7.94
		RAW	1355.00	1285.00	1107.50	5.45	22.35
		KAR	1440.00	1440.00	1440.00	0.00	0.00
3511004. SYN ENAMEL 413 (BUXLYS)	3.6 LTR	LAH	1370.00	1370.00	1260.00	0.00	8.73
		RAW	1345.00	1265.00	1112.50	6.32	20.90
		KAR	1440.00	1440.00	1440.00	0.00	0.00
3511005. VIP PLASTIC EMULSION (BERGER)	4 LTR.	LAH	1750.00	1750.00	1425.00	0.00	22.81
		RAW	1575.00	1515.00	1337.50	3.96	17.76
		KAR	1100.00	1100.00	850.00	0.00	29.41
3511006. PLASTIC BOUND DISTEMPER(BUXLYS)	6 KG.	LAH	1210.00	1210.00	1210.00	0.00	0.00
		RAW	1025.00	955.00	812.50	7.33	26.15
		KAR	950.00	950.00	760.00	0.00	25.00
3511007. ICI PLASTIC EMULSION	4 LTR	LAH	1800.00	1800.00	1460.00	0.00	23.29
		RAW	1725.00	1675.00	1487.50	2.99	15.97
		KAR	1620.00	1620.00	1620.00	0.00	0.00
083. Medicines							
3526001. PANADOL TAB. (200)	PACKET	LAH	153.00	153.00	153.00	0.00	0.00
		RAW	165.00	165.00	165.00	0.00	0.00
		MUL	153.00	153.00	153.00	0.00	0.00
		KAR	165.00	165.00	187.20	0.00	-11.86
		MPK	153.00	153.00	153.00	0.00	0.00
		PSH	160.00	160.00	155.00	0.00	3.23
		QTA	180.00	180.00	180.00	0.00	0.00
3526002. DISPRIN TAB. (600)	PACKET	LAH	525.00	525.00	525.00	0.00	0.00
		RAW	372.50	372.50	372.50	0.00	0.00
		MUL	510.00	510.00	510.00	0.00	0.00
		KAR	459.00	459.00	459.00	0.00	0.00
		MPK	360.00	360.00	360.00	0.00	0.00
		PSH	516.00	516.00	516.00	0.00	0.00
		QTA	440.00	440.00	440.00	0.00	0.00
3526003. FLAGYL TAB. (200)	PACKET	LAH	170.00	170.00	170.00	0.00	0.00
		RAW	255.00	255.00	255.00	0.00	0.00
		MUL	270.00	270.00	255.00	0.00	5.88
		KAR	260.00	260.00	260.00	0.00	0.00
		MPK	260.00	260.00	260.00	0.00	0.00
		PSH	283.00	283.00	172.00	0.00	64.53
		QTA	180.00	180.00	170.00	0.00	5.88
3526004. VENTOLIN TAB.(100)	PACKET	LAH	82.00	82.00	73.10	0.00	12.18
		RAW	73.00	73.00	73.00	0.00	0.00

Contd.

7.10 Intercity Wholesale Prices of Selected Commodities

Group/Commodity/Item Specification	Unit	City	Prices (Rs.)			% Change in Sept., 2014	
						Over	
			Sept., 2014	Aug., 2014	Sept., 2013	Aug., 2014	Sept., 2013
		MUL	121.00	121.00	105.20	0.00	15.02
		KAR	86.53	86.53	86.53	0.00	0.00
		MPK	73.20	73.20	73.20	0.00	0.00
		PSH	72.00	72.00	74.00	0.00	-2.70
		QTA	80.00	73.20	73.20	9.29	9.29
3526005. DAONIL TAB. (60)	PACKET	LAH	75.12	75.12	75.12	0.00	0.00
		RAW	86.50	86.50	75.00	0.00	15.33
		MUL	86.31	86.31	75.05	0.00	15.00
		KAR	88.00	88.00	88.00	0.00	0.00
		MPK	76.00	76.00	76.00	0.00	0.00
		PSH	90.00	87.32	78.00	3.07	15.38
		QTA	90.00	88.00	88.00	2.27	2.27
3526006. ENTOX TAB. (100)	PACKET	LAH	87.50	87.50	87.50	0.00	0.00
		RAW	73.00	73.00	73.00	0.00	0.00
		MUL	85.00	85.00	85.00	0.00	0.00
		KAR	100.00	100.00	100.00	0.00	0.00
		MPK	85.00	85.00	85.00	0.00	0.00
		PSH	100.00	86.00	86.00	16.28	16.28
		QTA	85.00	85.00	85.00	0.00	0.00
3526007. CALCIUM TAB. 1000 SANDOZ	06 BOTT	LAH	622.00	622.00	622.00	0.00	0.00
		RAW	620.00	620.00	620.00	0.00	0.00
		MUL	622.20	622.20	622.20	0.00	0.00
		KAR	732.00	732.00	732.00	0.00	0.00
		MPK	520.00	520.00	520.00	0.00	0.00
		PSH	630.00	630.00	630.00	0.00	0.00
		QTA	425.00	425.00	425.00	0.00	0.00
3526008. RENITEC TAB. 5 MG. (20)	PACKET	LAH	87.56	87.56	87.56	0.00	0.00
		RAW	99.50	99.50	90.00	0.00	10.56
		MUL	99.45	99.45	87.50	0.00	13.66
		KAR	100.00	100.00	100.00	0.00	0.00
		MPK	88.00	88.00	88.00	0.00	0.00
		PSH	105.30	105.30	87.30	0.00	20.62
		QTA	112.00	87.00	87.00	28.74	28.74
3526009. CARMINA (150 TABLETS)	06 BOTT	LAH	150.00	150.00	150.00	0.00	0.00
		RAW	120.00	120.00	120.00	0.00	0.00
		MUL	153.00	153.00	150.00	0.00	2.00
		KAR	180.00	180.00	156.00	0.00	15.38
		PSH	170.00	120.00	120.00	41.67	41.67
3526010. SUALIN (250 TAB.) STRIP	EACH	LAH	68.75	68.75	68.75	0.00	0.00
		RAW	78.00	78.00	78.00	0.00	0.00
		KAR	132.00	132.00	132.00	0.00	0.00
		PSH	150.00	150.00	150.00	0.00	0.00
3526011. SANCOS SYRUP 60 MG.	06 BOTT	LAH	331.50	331.50	331.50	0.00	0.00
		RAW	137.00	137.00	137.00	0.00	0.00
		MUL	280.50	280.50	280.50	0.00	0.00
		KAR	156.00	156.00	156.00	0.00	0.00
		MPK	285.00	285.00	285.00	0.00	0.00
		PSH	300.00	300.00	300.00	0.00	0.00
		QTA	275.00	275.00	275.00	0.00	0.00
3526012. PHENRGONE SYRUP 120 MG	06 BOTT	LAH	179.66	179.66	179.66	0.00	0.00
		RAW	168.00	168.00	142.00	0.00	18.31
		MUL	168.30	168.00	153.00	0.18	10.00
		KAR	198.00	198.00	198.00	0.00	0.00
		MPK	170.00	170.00	170.00	0.00	0.00
		PSH	170.28	170.28	170.00	0.00	0.16
		QTA	195.00	195.00	195.00	0.00	0.00
3526013. CALPOL SYRUP	06 BOTT	LAH	135.00	135.00	135.00	0.00	0.00
		RAW	143.00	132.00	132.00	8.33	8.33

Contd.

7.10 Intercity Wholesale Prices of Selected Commodities

Group/Commodity/Item Specification	Unit	City	Prices (Rs.)			% Change in Sept.,2014	
						Over	
			Sept., 2014	Aug., 2014	Sept., 2013	Aug., 2014	Sept., 2013
		MUL	127.50	127.50	127.50	0.00	0.00
		KAR	150.00	150.00	150.00	0.00	0.00
		MPK	214.20	214.20	129.00	0.00	66.05
		PSH	144.48	144.48	129.00	0.00	12.00
		QTA	125.00	125.00	125.00	0.00	0.00
3526014. HYDERLIN SYRUP	06 BOTT	LAH	300.90	300.90	300.90	0.00	0.00
		RAW	327.50	158.00	158.00	107.28	107.28
		MUL	316.20	300.90	300.90	5.08	5.08
		KAR	312.00	312.00	312.00	0.00	0.00
		MPK	312.00	312.00	312.00	0.00	0.00
		PSH	342.00	305.00	305.00	12.13	12.13
		QTA	378.00	300.90	300.90	25.62	25.62
3526015. SAFI HAMDARD 100 ML	06 BOTT	LAH	228.00	228.00	228.00	0.00	0.00
		RAW	216.00	216.00	216.00	0.00	0.00
		MUL	210.00	210.00	210.00	0.00	0.00
		KAR	276.00	276.00	255.00	0.00	8.24
		PSH	240.00	240.00	240.00	0.00	0.00
		QTA	193.00	193.00	193.00	0.00	0.00
3526016. HONEY TUBE (HAMDARD)	06 TUBE	LAH	204.00	204.00	204.00	0.00	0.00
		KAR	552.00	552.00	510.00	0.00	8.24
		MPK	516.00	516.00	516.00	0.00	0.00
		PSH	480.00	480.00	480.00	0.00	0.00
		QTA	534.00	534.00	185.00	0.00	188.65
3526017. BETNOVATE-N OINTMENT	06 TUBE	LAH	153.12	153.12	153.12	0.00	0.00
		RAW	148.00	148.00	148.00	0.00	0.00
		MUL	170.04	147.90	147.90	14.97	14.97
		KAR	168.00	168.00	148.00	0.00	13.51
		MPK	156.00	156.00	156.00	0.00	0.00
		PSH	150.00	150.00	150.00	0.00	0.00
		QTA	162.00	162.00	162.00	0.00	0.00
3526018. BURNOL	06 TUBE	LAH	85.08	85.08	85.08	0.00	0.00
		RAW	82.00	82.00	82.00	0.00	0.00
		MUL	82.00	82.00	81.60	0.00	0.49
		KAR	96.00	96.00	96.00	0.00	0.00
		MPK	81.60	81.60	81.60	0.00	0.00
		PSH	87.00	87.00	87.00	0.00	0.00
		QTA	81.00	81.00	81.00	0.00	0.00
3526019. O.R.S.FLAVOURED (SEARLE)	DOZEN	LAH	110.00	110.00	108.00	0.00	1.85
		RAW	163.50	163.50	163.50	0.00	0.00
		MUL	173.40	173.40	153.80	0.00	12.74
		KAR	174.00	174.00	137.70	0.00	26.36
		PSH	154.80	154.80	154.80	0.00	0.00
		QTA	350.00	350.00	350.00	0.00	0.00
3526020. JOSHANDA HAMDARD	DOZEN	LAH	276.00	276.00	59.00	0.00	367.80
		MUL	216.00	216.00	62.40	0.00	246.15
		KAR	264.00	264.00	220.00	0.00	20.00
		MPK	123.84	123.84	123.84	0.00	0.00
		PSH	60.00	60.00	48.00	0.00	25.00
		QTA	221.00	221.00	85.00	0.00	160.00
3526021. COTTON BANDAGE 2" SIZE	06 NO.S	LAH	39.00	39.00	39.00	0.00	0.00
		RAW	48.00	48.00	48.00	0.00	0.00
		MUL	24.00	24.00	24.00	0.00	0.00
		KAR	30.00	30.00	28.50	0.00	5.26
		MPK	54.00	54.00	54.00	0.00	0.00
		PSH	22.00	22.00	22.00	0.00	0.00
084. Soaps & Detergents							
3532101. LIFE BOUY SOAP (125 GM.)	DOZ.	LAH	401.00	401.00	401.00	0.00	0.00
		RAW	377.50	377.50	377.50	0.00	0.00

Contd.

7.10 Intercity Wholesale Prices of Selected Commodities

Group/Commodity/Item Specification	Unit	City	Prices (Rs.)			% Change in Sept.,2014	
						Over	
			Sept., 2014	Aug., 2014	Sept., 2013	Aug., 2014	Sept., 2013
		KSR	401.00	401.00	401.00	0.00	0.00
		KAR	396.00	396.00	396.00	0.00	0.00
		PSH	420.00	420.00	400.00	0.00	5.00
		QTA	370.00	370.00	360.00	0.00	2.78
3532102. LUX-STD. (70 GM.)	DOZ.	LAH	383.00	383.00	383.00	0.00	0.00
		RAW	361.00	361.00	361.00	0.00	0.00
		KAR	384.00	384.00	360.00	0.00	6.67
		PSH	380.00	380.00	342.50	0.00	10.95
		QTA	360.00	330.00	330.00	9.09	9.09
3532201. SUPER ACTIVE SURF (130 GM.)	DOZ.	LAH	230.00	230.00	228.00	0.00	0.88
		MUL	229.16	229.16	229.16	0.00	0.00
		KAR	232.00	232.00	232.00	0.00	0.00
		SKR	248.88	248.88	229.20	0.00	8.59
3532202. ARIEL (100 GM)	DOZ.	LAH	230.00	230.00	300.00	0.00	-23.33
		GUJ	228.00	228.00	228.00	0.00	0.00
		KAR	156.00	156.00	156.00	0.00	0.00
		MPK	180.00	180.00	180.00	0.00	0.00
3532203. VIM DETERGENT POLY BAG (1000 G.)	DOZ.	LAH	750.00	750.00	630.00	0.00	19.05
		RAW	715.00	645.00	595.00	10.85	20.17
		KAR	540.00	540.00	540.00	0.00	0.00
		SKR	840.00	840.00	630.67	0.00	33.19
		PSH	680.00	680.00	648.00	0.00	4.94
		MNG	516.00	516.00	516.00	0.00	0.00
		QTA	486.00	486.00	486.00	0.00	0.00
3532204. MAXIMUM POWER BRITE POLYBAG(400GM)	DOZ.	LAH	1404.00	1404.00	1020.00	0.00	37.65
		RAW	862.50	862.50	862.50	0.00	0.00
		KAR	1020.00	1020.00	1020.00	0.00	0.00
		MPK	1416.00	1416.00	1250.00	0.00	13.28
		PSH	1325.00	1325.00	1325.00	0.00	0.00
3532205. EXPRESS DETERGENT(1000GM)	DOZ.	KAR	1128.00	1128.00	1128.00	0.00	0.00
3532206. WASHING SOAP BETA/SUFI/GUY	DOZ.	LAH	5720.00	5720.00	5580.00	0.00	2.51
		RAW	3825.00	3825.00	3625.00	0.00	5.52
		KSR	5580.00	5580.00	5580.00	0.00	0.00
		SKR	3440.00	3440.00	5332.80	0.00	-35.49
		PSH	6100.00	6100.00	5500.00	0.00	10.91
3532207. WASHING SOAP NYLON 101 CAKE	DOZ.	LAH	269.00	269.00	269.00	0.00	0.00
		RAW	237.50	237.50	227.50	0.00	4.40
		SAR	320.00	320.00	432.00	0.00	-25.93
		BNU	190.00	190.00	180.00	0.00	5.56
		QTA	300.00	300.00	300.00	0.00	0.00
3532301. TOOTHPASTE MACLEAN'S (LARGE SIZE)	DOZ.	RAW	575.00	575.00	575.00	0.00	0.00
		KAR	1080.00	1080.00	1080.00	0.00	0.00
3532302. TOOTHPASTE FARHAN'S (STD. SIZE)	DOZ.	KAR	492.00	492.00	492.00	0.00	0.00
3532303. TALC SAMSOL/SWISS MISS (STD.SIZE)	DOZ.	RAW	565.00	565.00	565.00	0.00	0.00
		KAR	1092.00	1092.00	1092.00	0.00	0.00
3532304. PONDS COLD CREAM (MED SIZE.)	DOZ.	LAH	1200.00	1200.00	1200.00	0.00	0.00
		RAW	1127.50	1127.50	1067.50	0.00	5.62
		KAR	1109.00	1109.00	1105.00	0.00	0.36
3532305. PONDS VANISHING CREAM (MED SIZE)	DOZ.	LAH	2450.00	2450.00	2450.00	0.00	0.00
		RAW	1127.50	1127.50	1067.50	0.00	5.62
		KAR	1009.00	1009.00	1004.00	0.00	0.50
3532306. ADMIRAL SHAVING CREAM (MED.SIZE)	DOZ.	LAH	564.00	564.00	564.00	0.00	0.00
		RAW	625.00	625.00	605.00	0.00	3.31
		KAR	600.00	600.00	600.00	0.00	0.00
3532307. HAIR BRYL CREAM (MED. SIZE).	DOZ.	RAW	1125.00	1125.00	1125.00	0.00	0.00
		KAR	940.00	940.00	940.00	0.00	0.00
3532308. JOHNSON'S BABY POWDER/MOTHER CARE	DOZ.	KAR	730.00	730.00	730.00	0.00	0.00

Contd.

7.10 Intercity Wholesale Prices of Selected Commodities

Group/Commodity/Item Specification	Unit	City	Prices (Rs.)			% Change in Sept., 2014	
						Over	
			Sept., 2014	Aug., 2014	Sept., 2013	Aug., 2014	Sept., 2013
3532309. SUN SILK SHAMPOO LOCAL 10 ML.	DOZ.	RAW	51.00	51.00	51.00	0.00	0.00
		KAR	55.00	55.00	58.00	0.00	-5.17
085. Auto Tyres							
3611101. AUTO TYRE GEN/SUZ/ALTO/MEHRAN	EACH	LAH	2700.00	2700.00	2700.00	0.00	0.00
		RAW	3075.00	2975.00	2975.00	3.36	3.36
		KAR	2850.00	2850.00	1650.00	0.00	72.73
3611201. MOTOR CYCLE TYRE YAMAHA-100	EACH	LAH	1280.00	1280.00	1280.00	0.00	0.00
		RAW	962.50	962.50	962.50	0.00	0.00
		KAR	1200.00	1200.00	1200.00	0.00	0.00
3611202. MOTOR CYCLE TYRE HONDA CD-70	EACH	LAH	860.00	860.00	860.00	0.00	0.00
		RAW	962.50	962.50	962.50	0.00	0.00
		KAR	1200.00	1200.00	1200.00	0.00	0.00
3611203. MOTOR CYCLE TYRE SUZUKI 80 CC.	EACH	LAH	960.00	960.00	960.00	0.00	0.00
		RAW	937.50	937.50	937.50	0.00	0.00
		KAR	1200.00	1200.00	1200.00	0.00	0.00
3611204. CYCLE TYRE SERVIS (28x1/2")	EACH	LAH	250.00	250.00	250.00	0.00	0.00
		KAR	200.00	200.00	200.00	0.00	0.00
3611205. CYCLE TYRE DIAMOND (28x1/2")	EACH	LAH	300.00	300.00	300.00	0.00	0.00
		RAW	287.50	287.50	265.00	0.00	8.49
		KAR	200.00	200.00	200.00	0.00	0.00
3611401. AUTO TUBE GEN/SUZ/ALTO/MEHRAN	EACH	LAH	270.00	270.00	270.00	0.00	0.00
		RAW	295.00	295.00	295.00	0.00	0.00
		KAR	322.50	322.50	322.50	0.00	0.00
3611402. MOTOR CYCLE TUBE YAMAHA-100	EACH	LAH	185.00	185.00	185.00	0.00	0.00
		RAW	192.50	192.50	192.50	0.00	0.00
		KAR	257.50	257.50	247.50	0.00	4.04
3611403. MOTOR CYCLE TUBE HONDA CD-70	EACH	LAH	175.00	175.00	175.00	0.00	0.00
		RAW	192.50	192.50	192.50	0.00	0.00
		KAR	257.50	257.50	247.50	0.00	4.04
3611404. MOTOR CYCLE TUBE SUZUKI 80 CC.	EACH	LAH	195.00	195.00	195.00	0.00	0.00
		KAR	252.50	252.50	247.50	0.00	2.02
3611405. CYCLE TUBES SERVIS (28x1/2)	EACH	LAH	105.00	105.00	105.00	0.00	0.00
		KAR	130.00	130.00	130.00	0.00	0.00
3611406. CYCLE TUBES DIAMOND (28x1/2)	EACH	LAH	115.00	115.00	115.00	0.00	0.00
		RAW	92.50	92.50	92.50	0.00	0.00
		KAR	125.00	125.00	125.00	0.00	0.00
086. Plastic Products							
3694001. WATER COOLER 9 LTR.	EACH	LAH	400.00	400.00	360.00	0.00	11.11
		KAR	465.00	465.00	380.00	0.00	22.37
		PSH	450.00	450.00	450.00	0.00	0.00
		QTA	410.00	410.00	410.00	0.00	0.00
3694002. BUCKET MED. SIZE	EACH	LAH	245.00	245.00	245.00	0.00	0.00
		GUJ	225.00	225.00	225.00	0.00	0.00
		GJT	220.00	220.00	220.00	0.00	0.00
		KAR	270.00	270.00	270.00	0.00	0.00
		PSH	355.00	355.00	320.00	0.00	10.94
		QTA	235.00	235.00	235.00	0.00	0.00
3694003. DINNER SET PLASTIC 42/48/52 PIECES	EACH	LAH	1975.00	1975.00	1625.00	0.00	21.54
		RAW	4600.00	4600.00	3550.00	0.00	29.58
		MUL	2450.00	2450.00	2350.00	0.00	4.26
		KAR	1925.00	1925.00	1825.00	0.00	5.48
		PSH	2100.00	1700.00	1300.00	23.53	61.54
		MNG	3000.00	3000.00	2800.00	0.00	7.14
3694004. HOT POT PLASTIC 3 PIECES	EACH	LAH	1225.00	1225.00	1125.00	0.00	8.89
		SKT	660.00	660.00	660.00	0.00	0.00
		KAR	772.50	772.50	760.50	0.00	1.58
		PSH	975.00	975.00	875.00	0.00	11.43
		QTA	830.00	830.00	830.00	0.00	0.00

Contd.

7.10 Intercity Wholesale Prices of Selected Commodities

Group/Commodity/Item Specification	Unit	City	Prices (Rs.)			% Change in Sept.,2014	
						Over	
			Sept., 2014	Aug., 2014	Sept., 2013	Aug., 2014	Sept., 2013
3694005. THERMOS STARVAC 1 LTR.	EACH	LAH	350.00	315.00	315.00	11.11	11.11
		GUJ	400.00	400.00	400.00	0.00	0.00
		KAR	420.00	420.00	420.00	0.00	0.00
		QTA	300.00	300.00	300.00	0.00	0.00
087. Glass sheets							
3711401. PL. GLASS SHEET 3 MM ABOVE 1 SQ.M	SQ.MTR.	LAH	335.00	335.00	335.00	0.00	0.00
		RAW	325.00	325.00	295.00	0.00	10.17
		KAR	435.00	435.00	430.00	0.00	1.16
		PSH	425.00	425.00	425.00	0.00	0.00
3711402. FIG.GLASS SHEET ABOVE 1 SQ.M	SQ.MTR.	LAH	247.50	247.50	247.50	0.00	0.00
		RAW	285.00	285.00	242.50	0.00	17.53
		KAR	465.00	465.00	455.00	0.00	2.20
		PSH	968.00	968.00	968.00	0.00	0.00
088. Other Glass Articles							
3719101. JAR 4 LTR. LOCAL/FANCY/SILKY	DOZ.	RAW	887.50	887.50	737.50	0.00	20.34
		KAR	710.00	710.00	710.00	0.00	0.00
3719301. TUMBLER 200 ML. FANCY (OMROC)	DOZ.	RAW	310.00	310.00	282.50	0.00	9.73
		KAR	575.00	575.00	575.00	0.00	0.00
3719302. JUG DIAMOND 1.2 LTR. FANCY (OMROC)	DOZ.	LAH	1450.00	1450.00	1320.00	0.00	9.85
		RAW	1337.50	1337.50	1175.00	0.00	13.83
		KAR	1730.00	1730.00	1730.00	0.00	0.00
3719303. TEA CUP SAUCER WHITE	DOZ.	LAH	450.00	450.00	380.00	0.00	18.42
		RAW	887.50	887.50	787.50	0.00	12.70
		KAR	535.00	535.00	535.00	0.00	0.00
089. Ceramics & Sanitary Fixture							
3721001. EUROPEAN W/C (02/03) STD WHITE	EACH	LAH	1400.00	1400.00	1300.00	0.00	7.69
		RAW	1175.00	1175.00	1025.00	0.00	14.63
		GJT	1400.00	1400.00	1850.00	0.00	-24.32
		KAR	1250.00	800.00	800.00	56.25	56.25
		PSH	4100.00	4100.00	3000.00	0.00	36.67
3721002. EUROPEAN W.C. (02/03)STD COLOUR	EACH	LAH	1500.00	1500.00	1450.00	0.00	3.45
		RAW	1275.00	1275.00	1125.00	0.00	13.33
		GJT	1600.00	1600.00	1950.00	0.00	-17.95
		KAR	1350.00	820.00	820.00	64.63	64.63
3721003. ASIAN W.C. WHITE 18/22"	EACH	LAH	1250.00	1250.00	1125.00	0.00	11.11
		RAW	1275.00	1275.00	1125.00	0.00	13.33
		GJT	1250.00	1250.00	825.00	0.00	51.52
		KAR	725.00	625.00	360.00	16.00	101.39
3721004. ASIAN W.C. WHITE 15/22"	EACH	PSH	1050.00	1050.00	880.00	0.00	19.32
		LAH	1150.00	1150.00	850.00	0.00	35.29
		RAW	1187.50	1187.50	1025.00	0.00	15.85
		GJT	1050.00	1050.00	675.00	0.00	55.56
3721005. ASIAN W.C. COLOURED 18/22"	EACH	KAR	662.50	600.00	400.00	10.42	65.63
		PSH	900.00	900.00	850.00	0.00	5.88
		LAH	1700.00	1700.00	1025.00	0.00	65.85
		RAW	1475.00	1475.00	1325.00	0.00	11.32
		GUJ	1800.00	1800.00	1350.00	0.00	33.33
3721006. ASIAN W.C. COLOURED 15/22"	EACH	GJT	1450.00	1450.00	875.00	0.00	65.71
		KAR	875.00	750.00	420.00	16.67	108.33
		PSH	980.00	980.00	950.00	0.00	3.16
		LAH	1250.00	1250.00	900.00	0.00	38.89
		RAW	1275.00	1275.00	1125.00	0.00	13.33
		GUJ	1700.00	1700.00	1200.00	0.00	41.67
		GJT	1250.00	1250.00	725.00	0.00	72.41
3721007. WASH BASIN 50 CM WHITE STD.	EACH	KAR	812.50	700.00	550.00	16.07	47.73
		PSH	870.00	870.00	820.00	0.00	6.10
		LAH	1300.00	1300.00	900.00	0.00	44.44
		RAW	1275.00	1275.00	1125.00	0.00	13.33

Contd.

7.10 Intercity Wholesale Prices of Selected Commodities

Group/Commodity/Item Specification	Unit	City	Prices (Rs.)			% Change in Sept.,2014	
						Over	
			Sept., 2014	Aug., 2014	Sept., 2013	Aug., 2014	Sept., 2013
		GJT	1350.00	1350.00	850.00	0.00	58.82
		KAR	950.00	770.00	700.00	23.38	35.71
		PSH	1480.00	1480.00	1400.00	0.00	5.71
3721008. WASH BASIN 50 CM LIGHT COLOUR	EACH	LAH	1300.00	1300.00	962.50	0.00	35.06
		RAW	1375.00	1375.00	1175.00	0.00	17.02
		GJT	1150.00	1150.00	750.00	0.00	53.33
		KAR	1025.00	880.00	675.00	16.48	51.85
		PSH	1550.00	1550.00	1550.00	0.00	0.00
3721009. SINK STAINLESS STEEL(KIT.)MED.SIZE	EACH	LAH	1250.00	1250.00	1025.00	0.00	21.95
		RAW	2475.00	2475.00	2175.00	0.00	13.79
		GUJ	1400.00	1400.00	1400.00	0.00	0.00
		KAR	1265.00	1265.00	1200.00	0.00	5.42
		PSH	1400.00	1400.00	1400.00	0.00	0.00
090. Bricks, Blocks & Tiles							
3732001. BRICKS	1000	LAH	8150.00	8050.00	7150.00	1.24	13.99
		RAW	7450.00	6875.00	6150.00	8.36	21.14
		GJT	7000.00	7000.00	6000.00	0.00	16.67
		KSR	8050.00	8050.00	7050.00	0.00	14.18
		HYD	4800.00	4800.00	4800.00	0.00	0.00
		SKR	5000.00	5000.00	5500.00	0.00	-9.09
		PSH	7500.00	7500.00	6550.00	0.00	14.50
		BNU	6000.00	6000.00	5700.00	0.00	5.26
		QTA	6250.00	6250.00	6250.00	0.00	0.00
3732002. CEMENT BLOCKS	1000	KAR	19600.00	19600.00	19000.00	0.00	3.16
3732003. TILES PLAIN WHITE 8 X 10"	SQ.MTR	LAH	525.00	525.00	420.00	0.00	25.00
		RAW	490.00	490.00	455.00	0.00	7.69
		MUL	750.00	750.00	650.00	0.00	15.38
		KAR	492.50	492.50	487.50	0.00	1.03
3732004. TILES PLAIN COLOURED 8 X 10"	SQ.MTR	LAH	555.00	555.00	555.00	0.00	0.00
		RAW	590.00	590.00	555.00	0.00	6.31
		MUL	825.00	825.00	700.00	0.00	17.86
		KAR	552.50	552.50	535.00	0.00	3.27
091. Cement							
3744001. CEMENT JAVEDAN (EX-FACTORY)	MT.	KAR	8460.00	8460.00	8460.00	0.00	0.00
3744002. CEMENT WHITE	MT.	LAH	18350.00	18350.00	18250.00	0.00	0.55
		RAW	18100.00	18100.00	18100.00	0.00	0.00
		KAR	18500.00	18500.00	18500.00	0.00	0.00
		SKR	20000.00	20000.00	19125.00	0.00	4.58
3744003. SULP. RESISTING CEMENT(JAVEDAN)	MT.	KAR	9158.00	9158.00	9158.00	0.00	0.00
3744004. D.G. CEMENT (EX-FACTORY)	MT	LAH	9043.00	9043.00	8843.00	0.00	2.26
3744005. LUCKY CEMENT (EX-FACTORY)	MT	KAR	10110.00	10010.00	9010.00	1.00	12.21
3744006. FAUJI CEMENT(EX-FACTORY)	MT	RAW	8815.00	8815.00	8600.00	0.00	2.50
092. Bed Foam							
3815001. BED FOAM	EACH	LAH	3500.00	3500.00	3300.00	0.00	6.06
		RAW	4225.00	4225.00	3950.00	0.00	6.96
		GUJ	3000.00	3000.00	2825.00	0.00	6.19
		KAR	2600.00	2600.00	2600.00	0.00	0.00
		QTA	3200.00	3200.00	3200.00	0.00	0.00
3815002. BED FOAM COMMANDER 6.5" X 6" X5"	EACH	LAH	5200.00	5200.00	5200.00	0.00	0.00
		FAS	6900.00	6900.00	6900.00	0.00	0.00
		RAW	6225.00	6225.00	5950.00	0.00	4.62
		GJT	7600.00	7600.00	6800.00	0.00	11.76
		KAR	6000.00	6000.00	6000.00	0.00	0.00
		HYD	5950.00	5950.00	5950.00	0.00	0.00
093. Matches							
3899801. MATCHES (70-75 STICKS) 10 BOXES	PACKET	LAH	9.60	9.60	9.60	0.00	0.00
		RAW	9.40	9.40	9.40	0.00	0.00
		KAR	15.00	15.00	15.00	0.00	0.00

Contd.

7.10 Intercity Wholesale Prices of Selected Commodities

Group/Commodity/Item Specification	Unit	City	Prices (Rs.)			% Change in Sept.,2014	
						Over	
			Sept., 2014	Aug., 2014	Sept., 2013	Aug., 2014	Sept., 2013
		SKR	15.00	15.00	15.00	0.00	0.00
		PSH	10.00	10.00	10.00	0.00	0.00
5. Metal Product, Machinery & Equipment							
094. Pig Iron							
4111101. PIG IRON	MT.	KAR	40000.00	40000.00	40000.00	0.00	0.00
095. Steel Bar & Sheets							
4126101. M.S. ROUND BAR 1/4"	MT.	LAH	80500.00	78000.00	75000.00	3.21	7.33
		RAW	84000.00	84500.00	79250.00	-0.59	5.99
		KAR	81000.00	80000.00	71000.00	1.25	14.08
		HYD	81800.00	77800.00	71800.00	5.14	13.93
		PSH	79000.00	79000.00	78000.00	0.00	1.28
		QTA	82000.00	82000.00	75000.00	0.00	9.33
4126102. M.S. ROUND BAR 3/8"	MT.	LAH	80500.00	78000.00	75000.00	3.21	7.33
		RAW	84000.00	84500.00	78750.00	-0.59	6.67
		KAR	80000.00	79000.00	70000.00	1.27	14.29
		HYD	81800.00	77800.00	71800.00	5.14	13.93
		PSH	82000.00	82000.00	78000.00	0.00	5.13
		QTA	86000.00	86000.00	79000.00	0.00	8.86
4126103. M.S.ROUND BAR 1/2"	MT.	LAH	79500.00	77500.00	73500.00	2.58	8.16
		RAW	82750.00	83250.00	77750.00	-0.60	6.43
		KAR	80000.00	79000.00	69000.00	1.27	15.94
		HYD	81800.00	77800.00	71800.00	5.14	13.93
		PSH	81000.00	81000.00	77000.00	0.00	5.19
		QTA	85000.00	85000.00	78000.00	0.00	8.97
4126104. M.S. ROUND BAR 1"	MT.	LAH	79500.00	77500.00	73500.00	2.58	8.16
		RAW	82750.00	83250.00	77750.00	-0.60	6.43
		KAR	81000.00	80000.00	72000.00	1.25	12.50
		PSH	85000.00	85000.00	78000.00	0.00	8.97
		QTA	81750.00	78000.00	73000.00	4.81	11.99
4126105. M.S.RIBBED BAR 1/2" TO 1"	MT.	LAH	83750.00	84250.00	78750.00	-0.59	6.35
		KAR	82000.00	81000.00	71000.00	1.23	15.49
4126106. M.S.RIBBED BAR 3/8"	MT.	LAH	81750.00	79000.00	75000.00	3.48	9.00
		RAW	82750.00	83250.00	77750.00	-0.60	6.43
		KAR	83000.00	82000.00	72000.00	1.22	15.28
4126107. G.P.SHEET CUTTING JAPAN 24-30 BG	MT.	LAH	120000.00	120000.00	115000.00	0.00	4.35
		RAW	92250.00	92250.00	92750.00	0.00	-0.54
		KAR	89000.00	89000.00	90000.00	0.00	-1.11
		PSH	112000.00	112000.00	122000.00	0.00	-8.20
4126108. G.S.SHEET 24 G.GALV.	MT.	LAH	130000.00	130000.00	125000.00	0.00	4.00
		RAW	92250.00	92250.00	92750.00	0.00	-0.54
		KAR	90000.00	90000.00	90000.00	0.00	0.00
		PSH	115000.00	115000.00	122000.00	0.00	-5.74
096. Pipe Fittings							
4129201. TEE 1/2"	DOZ.	LAH	410.00	310.00	225.00	32.26	82.22
		RAW	387.50	387.50	305.00	0.00	27.05
		KAR	372.00	332.50	302.50	11.88	22.98
		QTA	180.00	180.00	180.00	0.00	0.00
4129202. TEE 3/4"	DOZ.	LAH	475.00	405.00	330.00	17.28	43.94
		RAW	512.50	512.50	427.50	0.00	19.88
		KAR	516.00	465.00	435.00	10.97	18.62
		QTA	320.00	320.00	320.00	0.00	0.00
4129203. SOCKET 1/2"	DOZ.	LAH	275.00	210.00	140.00	30.95	96.43
		RAW	337.50	337.50	262.50	0.00	28.57
		KAR	234.00	212.50	212.50	10.12	10.12
		QTA	120.00	120.00	120.00	0.00	0.00
4129204. SOCKET 3/4"	DOZ.	LAH	365.00	305.00	200.00	19.67	82.50
		RAW	412.50	412.50	315.00	0.00	30.95

Contd.

7.10 Intercity Wholesale Prices of Selected Commodities

Group/Commodity/Item Specification	Unit	City	Prices (Rs.)			% Change in Sept.,2014	
						Over	
			Sept., 2014	Aug., 2014	Sept., 2013	Aug., 2014	Sept., 2013
4129205. UNION 1/2"	DOZ.	KAR	348.00	275.00	260.50	26.55	33.59
		QTA	165.00	165.00	165.00	0.00	0.00
		LAH	660.00	605.00	530.00	9.09	24.53
4129206. UNION 3/4"	DOZ.	RAW	712.50	712.50	590.00	0.00	20.76
		KAR	804.00	752.50	730.00	6.84	10.14
		QTA	360.00	360.00	360.00	0.00	0.00
4129207. BAND 1/2"	DOZ.	LAH	755.00	705.00	640.00	7.09	17.97
		RAW	787.50	787.50	690.00	0.00	14.13
		KAR	1020.00	950.00	920.00	7.37	10.87
4129208. BAND 3/4"	DOZ.	LAH	455.00	410.00	340.00	10.98	33.82
		RAW	687.50	687.50	562.50	0.00	22.22
		KAR	636.00	545.00	500.00	16.70	27.20
4129209. ELBOW GALV CHINA 1/2"	DOZ.	QTA	300.00	300.00	300.00	0.00	0.00
		LAH	560.00	510.00	445.00	9.80	25.84
		RAW	712.50	712.50	587.50	0.00	21.28
4129210. ELBOW GALV CHINA 3/4"	DOZ.	KAR	972.00	640.00	615.00	51.88	58.05
		QTA	480.00	480.00	480.00	0.00	0.00
		LAH	310.00	235.00	185.00	31.91	67.57
097. Steel Products	DOZ.	RAW	412.50	412.50	322.50	0.00	27.91
		KAR	258.00	237.50	232.50	8.63	10.97
		QTA	165.00	165.00	165.00	0.00	0.00
4291201. STAINLESS STEEL DEGCHI MED. SIZE	EACH	LAH	365.00	305.00	225.00	19.67	62.22
		RAW	462.50	462.50	375.00	0.00	23.33
		KAR	372.00	347.50	327.50	7.05	13.59
4291202. STAINLESS STEEL TABLE SPOON SUP.	EACH	QTA	192.00	192.00	192.00	0.00	0.00
		LAH	600.00	500.00	475.00	20.00	26.32
		GJT	455.00	455.00	455.00	0.00	0.00
4291203. STAINLESS STEEL PLATE LIGHT	DOZ.	KAR	512.50	442.50	430.00	15.82	19.19
		LAH	350.00	300.00	285.00	16.67	22.81
		GJT	175.00	175.00	175.00	0.00	0.00
4291204. PRESSURE COOKER 4 LTR.	EACH	KAR	260.00	260.00	260.00	0.00	0.00
		LAH	700.00	700.00	670.00	0.00	4.48
		GJT	500.00	500.00	500.00	0.00	0.00
4291401. NEW TREET BLADE ORDINARY	1000	KAR	780.00	780.00	772.00	0.00	1.04
		LAH	1380.00	1300.00	1125.00	6.15	22.67
		GUJ	1000.00	1000.00	950.00	0.00	5.26
4291402. TREET SAFETY RAZOR	DOZ.	SKT	850.00	850.00	850.00	0.00	0.00
		KAR	1450.00	1012.50	975.00	43.21	48.72
		RAW	2375.00	2375.00	2375.00	0.00	0.00
4291403. GILLET SAFETY RAZOR	DOZ.	KAR	2900.00	2900.00	2900.00	0.00	0.00
		LAH	1550.00	1550.00	1550.00	0.00	0.00
		KAR	1185.00	1185.00	1185.00	0.00	0.00
098. Engines & Motors	DOZ.	LAH	342.00	342.00	342.00	0.00	0.00
		RAW	391.00	391.00	391.00	0.00	0.00
		KAR	280.00	280.00	350.00	0.00	-20.00
099. Vacuum Pumps	EACH	LAH	144500.00	144500.00	144500.00	0.00	0.00
		LAH	77500.00	77500.00	77500.00	0.00	0.00
		LAH	109000.00	109000.00	109000.00	0.00	0.00
100. Air Conditioners	EACH	LAH	38000.00	38000.00	27500.00	0.00	38.18
		RAW	36250.00	36250.00	36250.00	0.00	0.00
		KAR	42000.00	42000.00	42000.00	0.00	0.00
4321202. WAVES AIR CONDITIONER 1.5 TON.	EACH	LAH	42000.00	42000.00	30500.00	0.00	37.70
		RAW	37750.00	37750.00	37750.00	0.00	0.00
		GJT	35000.00	35000.00	35000.00	0.00	0.00

Contd.

7.10 Intercity Wholesale Prices of Selected Commodities

Group/Commodity/Item Specification	Unit	City	Prices (Rs.)			% Change in Sept.,2014	
						Over	
			Sept., 2014	Aug., 2014	Sept., 2013	Aug., 2014	Sept., 2013
		KAR	41000.00	41000.00	41000.00	0.00	0.00
		HYD	40000.00	40000.00	36000.00	0.00	11.11
		QTA	39200.00	39200.00	39200.00	0.00	0.00
101. Cultivators							
4411201. CULTIVATOR (ORDINARY) 9 TIMES	EACH	GUJ	45000.00	45000.00	38500.00	0.00	16.88
4411202. CULTIVATOR (SPECIAL) 11 TIMES	EACH	GUJ	60000.00	60000.00	49500.00	0.00	21.21
102. Chuff Cutter							
4412301. CHUFF CUTTER	EACH	FAS	7000.00	7000.00	6800.00	0.00	2.94
103. Tractors							
4414101. TRACTOR MF-240	EACH	LAH	754000.00	754000.00	565950.00	0.00	33.23
4414102. TRACTOR MF-385	EACH	LAH	1223800.00	1223800.00	934322.00	0.00	30.98
104. Lathe Machines							
4421301. LATHE MACHINE 3' (PAK MADINA)	EACH	LAH	72500.00	72500.00	49500.00	0.00	46.46
4421302. LATHE MACHINE 4.5' (PAK MADINA)	EACH	LAH	100000.00	100000.00	69500.00	0.00	43.88
4421303. LATHE MACHINE 6.5' (PAK MADINA)	EACH	LAH	119000.00	119000.00	90000.00	0.00	32.22
4421304. LATHE MACHINE 10' (PAK MADINA)	EACH	LAH	222500.00	222500.00	183750.00	0.00	21.09
105. Concrete Mixture							
4444001. CONC.MIXER 7 NTR. 12HP. STAR.ENG	EACH	LAH	140000.00	140000.00	140000.00	0.00	0.00
4444002. CONC.MIXER 17 NTR. 24HP. STAR.ENG	EACH	LAH	210000.00	210000.00	210000.00	0.00	0.00
106. Fridge,WashM,SewM,Fans,Iron							
4481101. DAWLANCE 10 CFT. DOUBLE DOOR	EACH	LAH	28000.00	28000.00	24500.00	0.00	14.29
		RAW	23750.00	23750.00	23750.00	0.00	0.00
		KAR	31100.00	31100.00	25200.00	0.00	23.41
4481201. WASHING MACHINE NAT. PAK S.F.	EACH	LAH	5000.00	5000.00	4750.00	0.00	5.26
		GUJ	5550.00	5550.00	5550.00	0.00	0.00
		KAR	5000.00	5000.00	4800.00	0.00	4.17
		QTA	5500.00	5500.00	5500.00	0.00	0.00
4481202. WASHING MACHINE SINGER S.F.	EACH	LAH	9500.00	9500.00	7825.00	0.00	21.41
		RAW	9550.00	9550.00	8650.00	0.00	10.40
		KAR	10600.00	10600.00	10600.00	0.00	0.00
4481203. WASHING MACHINE DAWLANCE	EACH	LAH	9000.00	9000.00	7600.00	0.00	18.42
		FAS	8700.00	8700.00	8700.00	0.00	0.00
		GUJ	9400.00	9400.00	8000.00	0.00	17.50
		GJT	9400.00	9400.00	7800.00	0.00	20.51
		KAR	5400.00	5400.00	5200.00	0.00	3.85
		HYD	9000.00	9000.00	8500.00	0.00	5.88
4481204. WASHING MACHINE SUPER ASIA	EACH	LAH	8000.00	8000.00	6400.00	0.00	25.00
		FAS	8800.00	8800.00	8200.00	0.00	7.32
		KAR	5000.00	5000.00	4900.00	0.00	2.04
		HYD	6500.00	6500.00	6000.00	0.00	8.33
4481401. SEWING MACHINE SINGER B.B. H.O	EACH	LAH	5691.00	5691.00	5300.00	0.00	7.38
		KAR	5860.00	5860.00	5375.00	0.00	9.02
4481402. SINGER ZIG ZAG MACHINE	EACH	LAH	13500.00	13200.00	12450.00	2.27	8.43
		KAR	11900.00	11900.00	11900.00	0.00	0.00
4481403. SEWING MACHINE SALIKA	EACH	LAH	4500.00	4500.00	4200.00	0.00	7.14
		KAR	5600.00	5600.00	4800.00	0.00	16.67
4481501. CEILING FAN MILLAT 48"	EACH	LAH	2300.00	2300.00	2300.00	0.00	0.00
		KAR	2400.00	2400.00	2400.00	0.00	0.00
4481502. CEILING FAN PAK 48"	EACH	LAH	2200.00	2200.00	2200.00	0.00	0.00
		GUJ	2400.00	2400.00	2400.00	0.00	0.00
		KAR	2400.00	2400.00	2400.00	0.00	0.00
4481503. CEILING FAN NATIONAL 56"	EACH	LAH	2200.00	2200.00	2000.00	0.00	10.00
		GUJ	2150.00	2150.00	2150.00	0.00	0.00
		GJT	2300.00	2300.00	2300.00	0.00	0.00
		KAR	2300.00	2300.00	2300.00	0.00	0.00
		HYD	2100.00	2100.00	2000.00	0.00	5.00
4481504. CEILING FAN YOUNIS 56"	EACH	LAH	2300.00	2300.00	2225.00	0.00	3.37
		FAS	2350.00	2350.00	2250.00	0.00	4.44

Contd.

7.10 Intercity Wholesale Prices of Selected Commodities

Group/Commodity/Item Specification	Unit	City	Prices (Rs.)			% Change in Sept., 2014	
						Over	
			Sept., 2014	Aug., 2014	Sept., 2013	Aug., 2014	Sept., 2013
		GUJ	2350.00	2350.00	2350.00	0.00	0.00
		KAR	2400.00	2400.00	2400.00	0.00	0.00
		PSH	2550.00	2550.00	2450.00	0.00	4.08
		QTA	2750.00	2750.00	2750.00	0.00	0.00
4481505. PADESTAL FAN MILLAT 20"	EACH	KAR	3200.00	3200.00	3200.00	0.00	0.00
4481506. PADESTAL FAN PAK 20"	EACH	LAH	3300.00	3300.00	2900.00	0.00	13.79
		GJT	3400.00	3400.00	3400.00	0.00	0.00
		KAR	3200.00	3200.00	3200.00	0.00	0.00
		PSH	3550.00	3550.00	3350.00	0.00	5.97
4481507. EXHAUST FAN CLIMAX 12"	EACH	LAH	1600.00	1600.00	1500.00	0.00	6.67
		GUJ	1700.00	1700.00	1700.00	0.00	0.00
4481508. EXHAUST FAN MILLAT 12"	EACH	KAR	1600.00	1600.00	1600.00	0.00	0.00
4481509. EXHAUST FAN PAK. NATIONAL 12"	EACH	LAH	1500.00	1500.00	1400.00	0.00	7.14
		GUJ	1900.00	1900.00	1900.00	0.00	0.00
		GJT	1800.00	1800.00	1800.00	0.00	0.00
		KAR	1600.00	1600.00	1600.00	0.00	0.00
4481601. IRON NATIONAL PAK AUTOMATIC	EACH	LAH	400.00	400.00	350.00	0.00	14.29
		GUJ	850.00	850.00	850.00	0.00	0.00
		KAR	525.00	525.00	525.00	0.00	0.00
		PSH	800.00	800.00	500.00	0.00	60.00
4481602. IRON PHILIPS HD 1120/R	EACH	LAH	1250.00	1250.00	1250.00	0.00	0.00
		GUJ	2100.00	2100.00	2100.00	0.00	0.00
		KAR	1100.00	1100.00	850.00	0.00	29.41
107. Electric Wires							
4634001. FLEXIBLE WIRE 2999-14 0076	90 MTR.	LAH	525.00	462.50	462.50	13.51	13.51
		MUL	900.00	900.00	750.00	0.00	20.00
		KAR	890.00	890.00	865.00	0.00	2.89
		PSH	800.00	750.00	700.00	6.67	14.29
		QTA	505.00	505.00	505.00	0.00	0.00
4634002. PVC WIRE SINGLE CORE	90 MTR.	LAH	850.00	762.50	762.50	11.48	11.48
		MUL	1400.00	1400.00	1250.00	0.00	12.00
		KAR	890.00	890.00	850.00	0.00	4.71
		PSH	925.00	875.00	800.00	5.71	15.63
		QTA	600.00	600.00	600.00	0.00	0.00
108. Lighting Equipments							
4653101. PHILIPS TL. LAMP 40 W.	EACH	GUJ	96.00	96.00	96.00	0.00	0.00
		GJT	96.00	96.00	96.00	0.00	0.00
		KAR	85.00	85.00	85.00	0.00	0.00
		PSH	97.50	97.50	95.00	0.00	2.63
		QTA	90.00	90.00	90.00	0.00	0.00
4653102. PHILIPS ELECTRIC BULB 100W(GLS)	100 BUL	LAH	2000.00	2000.00	1750.00	0.00	14.29
		RAW	2525.00	2525.00	2350.00	0.00	7.45
		KAR	2800.00	2800.00	2100.00	0.00	33.33
		PSH	2900.00	2900.00	2400.00	0.00	20.83
4653103. PHILIPS ENERGY SAVER 14 W (GLS)	EACH	LAH	110.00	110.00	110.00	0.00	0.00
		RAW	139.00	139.00	134.00	0.00	3.73
		KAR	155.00	155.00	139.00	0.00	11.51
		PSH	170.00	170.00	180.00	0.00	-5.56
		QTA	172.00	172.00	172.00	0.00	0.00
109. Radio & Television							
4731201. RADIO 3-5 BAND (CHINA BRAND)	EACH	LAH	175.00	175.00	175.00	0.00	0.00
		RAW	287.50	287.50	287.50	0.00	0.00
		KAR	325.00	325.00	325.00	0.00	0.00
4731301. PHILIPS COLOUR TV. 14"	EACH	LAH	8150.00	8150.00	8150.00	0.00	0.00
		RAW	8250.00	8250.00	8250.00	0.00	0.00
		KAR	8400.00	8400.00	8400.00	0.00	0.00

Contd.

7.10 Intercity Wholesale Prices of Selected Commodities

Group/Commodity/Item Specification	Unit	City	Prices (Rs.)			% Change in Sept.,2014	
						Over	
			Sept., 2014	Aug., 2014	Sept., 2013	Aug., 2014	Sept., 2013
4731302. L.G.COLOUR TV. 14"	EACH	LAH	8100.00	8100.00	8100.00	0.00	0.00
		RAW	7900.00	7900.00	7900.00	0.00	0.00
		KAR	8150.00	8150.00	8150.00	0.00	0.00
4731303. SONY COLOUR TV 14"	EACH	LAH	13000.00	13000.00	13000.00	0.00	0.00
		RAW	10250.00	10250.00	10250.00	0.00	0.00
		KAR	8000.00	8000.00	8000.00	0.00	0.00
4731304. PANASONIC COLOUR TV 14"	EACH	RAW	9250.00	9250.00	9250.00	0.00	0.00
		KAR	7750.00	7750.00	7750.00	0.00	0.00
4731305. PHILIPS COLOUR TV. 20"	EACH	LAH	11000.00	11000.00	11000.00	0.00	0.00
		RAW	13900.00	13900.00	13900.00	0.00	0.00
4731306. L.G.COLOUR TV. 20"	EACH	LAH	13400.00	13400.00	13400.00	0.00	0.00
		RAW	12250.00	12250.00	12250.00	0.00	0.00
		KAR	13000.00	13000.00	13000.00	0.00	0.00
4731307. L.G. COLOUR TV. 21"	EACH	LAH	14700.00	14700.00	14700.00	0.00	0.00
		RAW	12250.00	12250.00	12250.00	0.00	0.00
		KAR	16100.00	16100.00	16100.00	0.00	0.00
4731308. SONY COLOUR TV 20"	EACH	LAH	18800.00	18800.00	18800.00	0.00	0.00
		RAW	17100.00	17100.00	17100.00	0.00	0.00
		KAR	17200.00	17200.00	17200.00	0.00	0.00
110. Motor Vehicles							
4911301. CAR SUZUKI MEHRAN 800CC SB308R VX	EACH	KAR	620000.00	620000.00	575000.00	0.00	7.83
4911302. SUZUKI CULTUS 1000CC SF410 VXR M PE	EACH	KAR	1039000.00	1039000.00	985000.00	0.00	5.48
4911303. SUZUKI RAVI 800 CC PICKUP(ST 308R)	EACH	KAR	637000.00	637000.00	602000.00	0.00	5.81
4911304. CAR TOYOTA 1300 CC XLI	EACH	KAR	1539000.00	1539000.00	1568000.00	0.00	-1.85
4911305. CAR HONDA CIVIC 1800CC(iVTEC MANUAL)	EACH	LAH	2021000.00	2021000.00	1986000.00	0.00	1.76
4911306. ISUZU BUS CHASIS MT 112 K	EACH	KAR	3325000.00	3325000.00	3325000.00	0.00	0.00
4911401. ISUZU TRUCK CHASIS FTR 12 K	EACH	KAR	3850000.00	3850000.00	3850000.00	0.00	0.00
111. Motorcycles							
4991201. MOTOR CYCLE YB-100ROYAL YAMAHA	EACH	KAR	75375.00	75375.00	75375.00	0.00	0.00
4991202. MOTOR CYCLE CD-70 HONDA	EACH	KAR	66350.00	66350.00	64480.00	0.00	2.90
4991203. MOTOR CYCLE PAK HERO 70 CC.	EACH	LAH	42000.00	42000.00	41500.00	0.00	1.20
		MUL	42000.00	42000.00	42000.00	0.00	0.00
		KAR	46000.00	46000.00	42500.00	0.00	8.24
4991204. MOTOR CYCLE SUPER ASIA 70 CC.	EACH	LAH	42500.00	42500.00	42500.00	0.00	0.00
		MUL	45000.00	45000.00	41500.00	0.00	8.43
		KAR	42500.00	42500.00	42500.00	0.00	0.00
		HYD	42000.00	42000.00	42000.00	0.00	0.00
4991205. MOTOR CYCLE SUZUKI STD 110CC.	EACH	KAR	71300.00	71300.00	71300.00	0.00	0.00
112. Bicycles							
4992101. BICYCLE PECO FOR GENTS POPULAR	EACH	LAH	5000.00	5000.00	5000.00	0.00	0.00
4992102. BICYCLE PECO FOR BMX SHAHEEN	EACH	LAH	3500.00	3500.00	3500.00	0.00	0.00
4992103. BICYCLE SOHRAB SUPER	EACH	LAH	5950.00	5950.00	5850.00	0.00	1.71
		KAR	6450.00	6450.00	6250.00	0.00	3.20
4992104. BICYCLE SOHRAB VIP STUDENT	EACH	LAH	5900.00	5900.00	5800.00	0.00	1.72
		KAR	5700.00	5700.00	5500.00	0.00	3.64

7.11 Intercity Consumer Prices September, 2014

Description	Unit	Rawal-pindi	Islamabad	Attock	Jehlum	Lahore	Sahiwal	Gujran-wala	Wazira-bad
WHEAT	10 KG.	365.00	365.00	347.50	350.00	348.75	340.75	337.50	336.50
WHEAT FLOUR FINE/SUPERIOR.	KG.	55.42	58.63	45.50	47.00	48.00	45.00	40.50	42.00
WHEAT FLOUR AVG. QLTY	KG.	40.81	40.84	39.44	41.50	42.50	40.00	36.50	40.00
WHEAT FLOUR BAG	10 KG.	408.13	408.44	394.38	415.00	399.00	392.50	377.50	377.50
MAIDA	KG.	55.92	58.50	51.00	60.00	59.29	50.00	50.00	50.00
SUJI	KG.	56.00	59.00	51.00	60.00	63.04	50.00	50.00	50.00
BESAN AV. QLTY.	KG.	78.75	87.50	72.50	70.00	78.57	70.00	67.50	70.00
RICE BASMATI SUP. QLTY.	KG.	153.75	158.75	160.00	145.00	144.64	155.00	127.50	125.00
RICE BASMATI 385/386	KG.	136.25	145.00	125.00	95.00	118.57	100.00	52.50	70.00
RICE BASMATI BROKEN AV.QLTY	KG.	80.83	86.25	92.50	80.00	79.29	77.50	70.00	65.00
RICE IRRRI-6 (SINDH/PUNJAB)	KG.	60.83	62.50	50.00	60.00	65.32	45.00	52.50	52.50
VERMICELLI	KG.	91.25	96.25	92.50	80.00	101.07	70.00	75.00	80.00
BREAD PLAIN MEDIUM SIZE	EACH	40.00	40.00	40.00	37.50	40.00	40.00	40.00	40.00
RUSK (PAPAY)	KG.	238.33	261.25	160.00	230.00	198.75	225.00	160.00	160.00
BISCUITS-PACKED	PKT	35.00	35.00	35.00	35.00	35.00	35.00	35.00	35.00
BISCUIT-BAKERY (LOOSE)	250 GM	98.75	105.00	72.50	95.00	92.50	110.00	110.00	100.00
CORNFLAKS FAUJI 225 GM.	PKT	176.40	176.40	176.40	176.40	176.40	176.40	180.00	180.00
SAMOSAS (VEGATABLE)	EACH	13.25	14.25	11.00	12.50	15.18	15.00	15.00	10.00
PASTRY AV.QLTY.	EACH	32.92	33.44	37.50	30.00	30.18	30.00	35.00	30.00
PATTIES (VEGATABLES)	EACH	25.42	27.00	21.00	25.00	30.18	25.00	20.00	15.00
NIMCO	250 GM	80.00	79.38	57.50	65.00	65.00	90.00	50.00	45.00
CHIPS	250 GM	93.33	95.00	72.50	82.50	77.32	90.00	65.00	62.50
BEEF WITH BONE AV.QLTY.	KG	317.50	321.25	255.00	290.00	328.57	250.00	280.00	280.00
MUTTON AV.QLTY.	KG	658.33	658.75	575.00	600.00	654.46	500.00	600.00	550.00
CHICKEN FARM BROILER (LIVE)	KG	142.25	153.88	150.00	144.00	112.36	125.00	137.00	138.00
FISH-RAHU MEDIUM SIZE	KG	290.83	330.00	310.00	265.00	300.00	250.00	280.00	250.00
MILK FRESH (UNBOILED)	LTR.	83.33	87.50	72.50	67.50	68.04	60.00	77.50	70.00
CURD	KG.	93.75	102.50	77.50	72.50	79.29	70.00	87.50	80.00
MILK TETRA PACK 1/2 LTR.	PKT.	60.00	60.00	60.00	60.00	60.00	60.00	60.00	60.00
LACTOGEN 400 GRAMS	PKT.	425.00	425.00	425.00	425.00	425.00	425.00	420.00	420.00
POWDER MILK NIDO 400GM.	PKT	350.00	350.00	350.00	350.00	350.00	350.00	350.00	350.00
MILK POWDER LOOSE/PACKED	KG.	513.75	536.25	510.00	500.00	491.07	470.00	480.00	480.00
BUTTER LOCAL PACKED	50 GM.	27.00	27.00	27.00	35.00	32.00	25.00	30.00	30.00
EGGS FARM	DOZ	102.50	107.75	107.00	102.00	102.29	100.00	110.00	106.00
MUSTARD OIL AV.QLTY.	KG.	232.50	240.00	245.00	210.00	188.93	170.00	150.00	170.00
COOKING OIL (DALDA)	2.5LTR	540.00	540.00	540.00	520.00	535.00	510.00	545.00	545.00
COOKING OIL (PAKWAN) OTHER BRAND SPECIFY	2.5 LTR	443.33	452.50	445.00	450.00	545.00	510.00	530.00	530.00
VEGETABLE GHEE TIN	2.5KG.	510.00	510.00	510.00	500.00	505.00	510.00	505.00	505.00
VEGETABLE GHEE (LOOSE)	KG.	160.25	165.00	146.50	170.00	158.21	190.00	145.00	145.00
DATES AV.QLTY.	KG.	205.00	228.75	210.00	205.00	188.57	200.00	152.50	160.00
PISTACHIO AV.QLTY.	50 GM.	121.67	128.75	122.50	125.00	107.86	135.00	120.00	130.00
ALMONDS WHOLE AV.QLTY.	KG.	527.92	548.75	465.00	490.00	575.00	600.00	275.00	300.00
COCONUT DRY AV.QLTY.	KG.	315.83	341.25	290.00	345.00	322.50	310.00	320.00	320.00
RAISINS AV.QLTY.	50 GM.	21.00	23.25	21.00	22.50	30.43	20.00	20.00	20.00
GROUNDNUTS (WITH SHELL)	KG.	173.33	190.00	155.00	210.00	196.43	245.00	180.00	180.00
MALTA/MOSAMBI	DOZ	0.00	0.00	0.00	0.00	0.00	0.00	0.00	0.00
KINNU	DOZ	0.00	0.00	0.00	0.00	0.00	0.00	0.00	0.00
APPLE	KG	100.83	145.00	95.00	105.00	171.43	110.00	110.00	100.00
ALOO BUKHARA	KG	0.00	0.00	0.00	0.00	0.00	0.00	0.00	0.00
POMEGRANATE (ANNAR)	KG	188.33	201.25	250.00	160.00	312.50	175.00	105.00	150.00
GRAPES	KG	218.33	245.00	210.00	205.00	223.57	240.00	145.00	150.00
BANANAS	DOZ	137.50	171.88	80.00	110.00	86.43	90.00	80.00	80.00
MANGO KALMI	KG	117.50	155.00	95.00	75.00	99.64	90.00	75.00	60.00
GUAVA	KG	80.83	112.50	65.00	75.00	67.50	50.00	60.00	50.00
WATERMELON (TURBOOZ)	KG	0.00	0.00	0.00	0.00	0.00	0.00	0.00	0.00
MUSKMELON (KHARBOOZA)	KG	0.00	0.00	0.00	0.00	0.00	0.00	0.00	0.00
SWEETMELON (GARMA)	KG	65.42	90.00	65.00	57.50	68.57	65.00	60.00	60.00
PULSE MASOOR (WHOLE)	KG.	129.58	143.13	125.00	115.00	147.32	130.00	112.50	110.00
PULSE MASOOR (WASHED)	KG.	128.54	141.25	125.00	123.00	147.68	135.00	152.50	140.00
PULSE MOONG (WASHED)	KG.	159.17	168.13	142.50	165.00	155.71	155.00	150.00	130.00
PULSE MASH (WASHED)	KG.	157.08	165.00	165.00	175.00	176.96	170.00	170.00	160.00
PULSE GRAM	KG.	72.50	84.38	70.00	70.00	66.07	70.00	67.50	67.50

7.11 Intercity Consumer Prices September, 2014

Description	Unit	Rawal-pindi	Islamabad	Attock	Jehlum	Lahore	Sahiwal	Gujran-wala	Wazira-bad
GRAM WHOLE BLACK AV.QLTY.	KG.	76.25	85.00	67.00	71.00	62.21	70.00	65.00	65.00
GRAM WHOLE YELLOW AV.QLTY	KG.	113.75	123.75	102.50	115.00	68.21	110.00	97.50	100.00
BEANS (LAL LOBIA)	KG.	164.58	172.50	155.00	160.00	196.43	160.00	142.50	130.00
POTATOES	KG	75.83	80.63	70.00	80.00	77.50	80.00	80.00	80.00
ONION	KG	52.08	58.13	40.00	40.00	57.32	40.00	50.00	50.00
TURNIP	KG	0.00	0.00	0.00	0.00	0.00	0.00	0.00	0.00
RADISH	KG	58.33	60.00	60.00	55.00	56.96	20.00	60.00	52.50
TOMATOES	KG	76.67	82.50	50.00	77.50	81.07	75.00	100.00	80.00
CABBAGE	KG	0.00	0.00	0.00	0.00	0.00	0.00	0.00	0.00
CAULIFLOWER	KG	0.00	0.00	0.00	0.00	0.00	0.00	0.00	0.00
BRINJAL	KG	48.75	57.50	30.00	35.00	47.86	25.00	45.00	40.00
PUMPKIN	KG	0.00	0.00	0.00	0.00	0.00	0.00	0.00	0.00
BOTTLEGOURD	KG	65.83	72.50	27.50	55.00	85.36	40.00	60.00	60.00
LADY FINGER	KG	66.25	70.00	60.00	67.50	91.79	55.00	80.00	60.00
PEAS	KG	0.00	0.00	0.00	0.00	0.00	0.00	0.00	0.00
SPINACH	KG	28.33	33.13	32.50	35.00	31.07	12.50	40.00	40.00
TINDA	KG	93.33	102.50	100.00	55.00	73.93	80.00	120.00	100.00
TURAI	KG	78.33	81.25	37.50	75.00	66.79	55.00	120.00	80.00
KARAILA	KG	60.00	71.25	37.50	65.00	92.14	110.00	80.00	80.00
ARVI	KG	54.17	70.00	49.00	45.00	67.14	30.00	50.00	60.00
CHILLIES GREEN	KG	75.00	92.50	30.00	62.50	90.71	60.00	80.00	80.00
CARROT	KG	0.00	0.00	0.00	0.00	0.00	0.00	0.00	0.00
COCUMBER (KHEERA)	KG	66.67	87.50	90.00	75.00	90.54	100.00	80.00	80.00
LEMON	250GM	52.50	60.00	37.50	47.50	37.50	40.00	40.00	40.00
SUGAR REFINED	KG.	63.00	64.50	62.50	64.50	61.79	60.00	60.00	60.00
GUR AV.QLTY	KG.	90.83	105.00	92.50	100.00	88.93	80.00	87.50	80.00
HONEY LANGANESE 500 GM.	BOTTLE	862.92	870.00	830.00	830.00	860.00	680.00	780.00	780.00
MILO 200 GM.	BOTTLE	194.58	195.63	195.00	177.50	218.18	220.00	173.33	173.33
CUSTARD POWDER RAFHAN 300 GM.	PKT	75.00	75.00	75.00	75.00	75.00	75.00	75.00	75.00
TOFFEE (HILAL)	EACH	1.00	1.00	1.00	1.00	1.00	2.00	1.00	1.00
CHOWKELATE CANDY (SMALL SIZE)	EACH	5.00	5.00	5.00	5.00	5.00	5.00	5.00	5.00
SWEETMEAT (MIXED)	KG	340.00	358.75	270.00	340.00	261.43	370.00	340.00	270.00
ICE CREAM WALLS	CUP.	40.00	40.00	40.00	40.00	40.00	40.00	40.00	40.00
ICE	KG	20.00	18.75	16.50	20.00	15.00	10.00	10.00	10.00
JAM AHMED/MITCHELLES	BOTTLE	140.00	140.00	140.00	140.00	135.00	130.00	130.00	130.00
SQUASH-MITCHELLES	BOTTLE	150.00	150.00	150.00	150.00	150.00	150.00	145.00	145.00
ROOH AFZA	BOTTLE	140.00	140.00	140.00	140.00	140.00	140.00	140.00	140.00
JAM-E-SHIREEN	BOTTLE	150.00	150.00	150.00	150.00	150.00	150.00	150.00	145.00
SAUNF	50 GM	19.00	19.00	15.50	17.50	20.00	15.00	15.00	15.00
CINAMON LOOSE AV. QLTY	50 GM.	20.58	21.00	21.00	32.50	29.29	20.00	21.00	25.00
CUMINSEED WHITE NATIONAL	50 GM.	52.00	52.00	52.00	52.00	50.00	50.00	52.00	52.00
PEPPER BLACK NATIONAL	50 GM.	96.00	96.00	96.00	96.00	96.00	96.00	96.00	96.00
CLOVES LOOSE AV.QLTY	50 GM.	94.58	97.50	105.00	95.00	93.21	115.00	100.00	100.00
CARDAMOM LARGE LOOSE AV.QLTY	50 GM.	130.00	131.25	145.00	145.00	172.14	170.00	150.00	150.00
CARDAMOM SMALL AV.QLTY	50 GM.	114.17	127.50	125.00	105.00	74.14	140.00	100.00	100.00
SALT-POWDERED (LAHORI) LOOSE	KG.	10.83	11.00	9.00	12.00	10.00	10.00	10.00	10.00
SALT POWDERED (NATIONAL/SHAN)	PKT	25.00	25.00	25.00	25.00	25.00	25.00	25.00	25.00
CHILLIES POWD.NATIONAL 200GM	PKT	105.00	105.00	105.00	105.00	105.00	105.00	105.00	105.00
CHILLIES POWDER LOOS	KG.	279.17	296.25	210.00	250.00	260.71	235.00	280.00	280.00
CORRIANDER SEED POWD.NATIONAL	PKT	88.00	88.00	88.00	88.00	88.00	78.00	88.00	88.00
CORRIANDER SEED (LOOSE)	KG.	216.25	228.75	250.00	275.00	295.36	320.00	260.00	280.00
TURMERIC POWD.NATIONAL 50GM	PKT.	35.00	35.00	35.00	35.00	35.00	35.00	35.00	35.00
CURRY POWD. NATIONAL 200 GM	PKT.	87.00	87.00	87.00	87.00	87.00	86.00	87.00	87.00
TOMATO KETCHUP AHMED/MITCHL	BOTTLE	85.00	85.00	85.00	85.00	85.00	85.00	80.00	80.00
PICKLES AHMED/MITCHELLES	BOTTLE	105.00	105.00	105.00	105.00	100.00	95.00	90.00	90.00
VINEGAR SYNTHETIC (SIRKA)	BOTTLE	85.00	85.00	77.50	75.00	80.00	80.00	70.00	70.00
GARLIC	KG	152.50	172.50	85.00	120.00	149.29	125.00	110.00	110.00
GINGER	KG	303.33	352.50	412.50	330.00	277.86	235.00	300.00	300.00
TAPAL DANEDAR TEA 200GM PACKET	PKT	126.32	126.32	108.42	126.32	113.68	126.32	113.68	113.68
TEA LIPTON YELLOW LABEL 200GM.	PKT.	128.42	128.42	124.21	128.42	124.21	128.42	124.21	124.21
TEA LOOSE KENYA AV.QLTY 250GM.	PKT.	131.79	132.50	147.50	135.00	111.79	132.50	160.00	125.00
COFFEE-NESCAFE 75 GM. **	BOTTLE	325.00	325.00	325.00	332.50	300.00	330.00	280.00	280.00
COLD DRINK (STANDARD SIZ)	BOTTLE	25.00	25.00	20.00	25.00	21.00	25.00	20.00	20.00

7.11 Intercity Consumer Prices September, 2014

Description	Unit	Rawal-pindi	Islamabad	Attock	Jehlum	Lahore	Sahiwal	Gujran-wala	Wazira-bad
FRUIT JUICE TETRA PACK	PKT.	17.50	17.50	15.00	17.50	20.00	18.00	21.50	21.50
MINERAL WATER NESTLE 1.5 LTR	BOTTLE	45.00	45.00	45.00	45.00	45.00	50.00	45.00	45.00
CIGARETTES K-2 10'S **	PKT	45.00	45.00	45.00	44.00	45.00	46.00	45.00	45.00
CIGARETTES CAPSTAN 10'S **	PKT	50.00	50.00	50.00	48.50	50.00	50.00	50.00	50.00
CIGARETTES GOLD LEAF 20'S	PKT	100.00	100.00	100.00	98.00	100.00	100.00	100.00	100.00
CIGARETTES MORVEN GOLD 20'S	PKT	50.00	50.00	50.00	48.50	50.00	50.00	50.00	50.00
BETEL LEAVES	50GM.	88.33	90.63	70.00	65.00	83.21	60.00	60.00	60.00
BETEL NUTS	KG.	455.00	485.00	410.00	265.00	322.86	280.00	280.00	280.00
LONG CLOTH 57" GUL AHMED/AL-KARAM	METER	175.00	185.00	175.00	255.00	247.14	222.50	137.50	150.00
SHIRTING AV.QLTY.	METER	165.00	172.50	165.00	165.00	118.57	245.00	175.00	140.00
PANT CLOTH W & WEAR AV.QLTY	METER	387.50	377.50	390.00	385.00	277.14	425.00	355.00	312.50
LAWN PRINTED GUL AHMED/AL-KARAM	METER	252.50	265.00	250.00	235.00	261.07	387.50	205.00	197.50
GEORGETTE AV.QLTY	METER	152.50	155.00	152.50	145.00	110.54	110.00	132.50	115.00
LINEN AV.QLTY ***	METER	144.17	151.25	142.50	145.00	160.18	215.00	112.50	100.00
HEAVY WT SUITING LAWERNCPUR AVG QLTY	METER	1425.00	1425.00	1425.00	1425.00	1175.00	1050.00	1050.00	1050.00
HEAVY WT SUITING LAWERNCPUR SUP QLTY	METER	1825.00	1825.00	1825.00	1825.00	1475.00	1200.00	2350.00	2350.00
TROPICAL SUITING LAW.PUR	METER	1325.00	1325.00	1325.00	1325.00	825.00	950.00	925.00	925.00
PANT BOY 24"/26" LENGTH.	EACH	525.00	550.00	537.50	512.50	350.71	562.50	625.00	625.00
SHIRT BOY 24"/26" LENGTH	EACH	359.58	375.00	362.50	375.00	331.79	425.00	425.00	425.00
SCHOOL UNI. PANT,SHIRT BOYS	SUIT	510.00	545.63	525.00	540.00	523.21	700.00	975.00	1000.00
SCHOOL UNI. KAMEEZ,SHAL.BOYS	SUIT	507.92	550.00	512.50	482.50	448.21	475.00	925.00	1000.00
SCHOOL UNI. KAMEEZ,SHAL.GIRL	SUIT	475.00	471.88	485.00	455.00	471.43	437.50	925.00	900.00
FROCK W/WEAR GIRLS	EACH	1837.50	1868.75	1825.00	1162.50	1078.57	1100.00	925.00	875.00
AWAMI-SUIT W & W(BOY) 24"/26	SUIT	1783.33	1825.00	1675.00	1275.00	939.29	1550.00	1125.00	1050.00
AWAMI-SUIT W&W (GENTS)AV.QLTY	SUIT	1854.17	1893.75	1750.00	1600.00	1060.71	1550.00	1125.00	1050.00
PULLOVER GENTS OXFORD/BON.	EACH	2650.00	2650.00	2650.00	2835.00	2475.00	2820.00	3050.00	3050.00
PULLOVER LADIES OXFORD/BON.	EACH	2650.00	2650.00	2650.00	2575.00	2525.00	2540.00	2850.00	2850.00
PULLOVER (GENTS) OTHERS A.QTY	EACH	1041.67	1056.25	1100.00	875.00	825.00	850.00	525.00	550.00
SECOND-HAND COAT FOR MEN	EACH	460.42	500.00	375.00	412.50	576.79	300.00	500.00	400.00
SECONDHAND SWEETER FOR MEN DUP QLTY	EACH	270.83	0.00	210.00	162.50	467.86	250.00	575.00	475.00
SECONDHAND WINTER JACKET	EACH	525.00	0.00	425.00	450.00	617.86	350.00	600.00	525.00
UNDERWEAR AV.QLTY MEDIUM SIZE	EACH	191.67	195.00	165.00	182.50	140.54	150.00	125.00	150.00
VEST FOR MEN AV.QLTY.	EACH	194.17	195.00	155.00	182.50	146.07	160.00	125.00	105.00
VEST/SHAMEEZ (WOMEN) AVG. QLTY	EACH	213.33	220.00	205.00	145.00	198.21	150.00	142.50	130.00
SOCKS NYLON (PAKISTANI)	PAIR	89.58	102.50	77.50	87.50	90.71	115.00	110.00	80.00
BRASSIER AV.QLTY.	EACH	234.17	240.00	190.00	105.00	125.36	210.00	172.50	127.50
BRASSIER SUP QLTY	EACH	536.25	579.38	500.00	305.00	607.14	542.50	335.00	270.00
DOPATTA GEORGETTE AV.QLTY.	EACH	350.00	362.50	327.50	325.00	317.86	275.00	275.00	235.00
DOPATTA COTTON AV QLTY	EACH	316.25	337.50	290.00	225.00	158.57	190.00	185.00	180.00
CHADDAR (W/WEAR) (2x2.5 MTR)	EACH	363.33	393.75	362.50	395.00	329.46	375.00	275.00	270.00
LUNGI/DHOTI(COTTON) AVG. QLTY	EACH	406.67	420.63	375.00	205.00	231.07	375.00	205.00	250.00
HANDKERCHIEF AVG. QLTY PAK	EACH	25.83	27.50	27.50	22.50	25.71	50.00	50.00	40.00
HANDKERCHIEF SUP. QLTY PAK	EACH	37.08	37.50	32.50	32.50	37.50	75.00	75.00	60.00
GLOVES AV QLTY	PAIR	142.50	147.50	145.00	110.00	73.21	105.00	105.00	70.00
AZARBAND COTTON AVG. QLTY	EACH	15.00	15.00	17.50	22.50	15.36	15.00	25.00	25.00
SEWING THREAD/REEL(ASLI PARI)	EACH	9.00	9.00	7.50	9.00	6.00	6.00	6.00	6.00
WASHING CHARGES PAINT & SHIRT	SUIT	90.00	90.00	90.00	175.00	53.21	130.00	172.50	140.00
DRY CLEANING SUIT COAT PANT	SUIT	533.33	575.00	280.00	475.00	370.00	337.50	375.00	350.00
WASHING CH. (KAMIZ-SHALWAR)	PAIR	90.00	90.00	60.00	90.00	51.07	80.00	120.00	90.00
TAILORING SHIRT	EACH	366.67	387.50	275.00	475.00	333.04	400.00	300.00	375.00
TAILORING CHARGES PANT (MEN)	EACH	762.50	812.50	475.00	700.00	478.57	675.00	425.00	600.00
TAILORING COAT-PANT SUIT	SUIT	3466.67	3562.50	2900.00	3150.00	4360.71	4250.00	3050.00	3200.00
TAILORING AWAMI-SUIT (MALE)	SUIT	570.83	643.75	475.00	562.50	462.50	575.00	475.00	500.00
TAILORING SUIT FEMALE	SUIT	479.17	550.00	375.00	475.00	439.29	400.00	425.00	400.00
GENTS SHOES PAUL BATA	PAIR	1199.00	1199.00	1199.00	1199.00	1199.00	1199.00	1199.00	1199.00
GENTS SANDAL BATA	PAIR	699.00	699.00	699.00	699.00	699.00	699.00	699.00	699.00
GENTS SPOUNG CHAPPAL BATA	PAIR	179.00	179.00	179.00	179.00	179.00	179.00	179.00	179.00
LADIES SANDAL BATA	PAIR	499.00	499.00	499.00	499.00	499.00	499.00	499.00	499.00
LADIES SPOUNG CHAPPAL BATA	PAIR	179.00	179.00	179.00	179.00	179.00	179.00	179.00	179.00
CHILD SHOE POWER LITE BATA	PAIR	599.00	599.00	599.00	599.00	599.00	599.00	599.00	599.00
GENTS SHOE, ART 1109 SERVICE	PAIR	999.00	999.00	999.00	999.00	999.00	999.00	999.00	999.00
NYLON JOGGER 27 SIZE 2-5 ***	PAIR	1299.00	1299.00	1299.00	1299.00	1299.00	1299.00	1299.00	1299.00
CHINA FOOT WEAR AV. QLTY (MALE) *	PAIR	925.00	975.00	825.00	825.00	744.64	450.00	450.00	600.00

7.11 Intercity Consumer Prices September, 2014

Description	Unit	Rawal-pindi	Islamabad	Attock	Jehlum	Lahore	Sahiwal	Gujran-wala	Wazira-bad
CHINA FOOT WEAR AV. QLTY (FEMALE) *	PAIR	825.00	875.00	825.00	675.00	637.50	500.00	350.00	450.00
CHINA FOOT WEAR AV. QLTY (CHILDREN) *	PAIR	783.33	825.00	625.00	675.00	483.93	450.00	320.00	350.00
SHOE REPAIR HALF SOLE	PAIR	121.67	125.00	105.00	115.00	105.00	100.00	95.00	100.00
SHOES POLISH CHARGES AVERAGE SHOP	PAIR	20.00	20.00	20.00	20.00	15.00	15.00	15.00	15.00
HOUSE RENT (combined)	MONTH	12019.00	43466.00	4038.00	5517.00	11990.00	6942.00	4718.00	2952.00
rent 2	pm	12019.00	43466.00	4038.00	5517.00	11990.00	6942.00	4718.00	2952.00
RENT3	PM	12019.00	43466.00	4038.00	5517.00	11990.00	6942.00	4718.00	2952.00
RENT4	PM	12019.00	43466.00	4038.00	5517.00	11990.00	6942.00	4718.00	2952.00
RENT5	PM	12019.00	43466.00	4038.00	5517.00	11990.00	6942.00	4718.00	2952.00
RENT6	PM	12019.00	43466.00	4038.00	5517.00	11990.00	6942.00	4718.00	2952.00
SYNTHETIC ENEMAL ROBIALAC BALTI 3.64 LTR.	EACH	1770.00	1770.00	1830.00	1775.00	1935.00	1650.00	1790.00	1790.00
SYNTHETIC ENEMAL ICI BALTI 3.64 LTR.	EACH	1810.00	1810.00	1850.00	1900.00	1935.00	2050.00	1800.00	1815.00
CEMENT (LOCAL) SPECIFY BRAND NAME	BAG	525.00	530.00	502.50	510.00	512.50	510.00	515.00	500.00
BRICKS (NEW) IST CLASS	P/1000	8900.00	8900.00	7750.00	6850.00	8650.00	6000.00	9000.00	8000.00
CEMENT BLOCKS (6"x8"x12")	P/100	0.00	0.00	0.00	0.00	0.00	0.00	0.00	0.00
BAJREE	100CFT	3650.00	3650.00	3525.00	3450.00	5750.00	5000.00	5500.00	5500.00
SAND (BLACK PIT SAND)	K100CFT	2950.00	2950.00	1475.00	2295.00	2557.14	3200.00	2900.00	2000.00
TIMBER SHESHAM LOG IST QUALITY	cubmt.	62683.00	62683.00	62683.00	62650.00	64547.50	60027.00	50323.50	52111.00
IRON BAR (M.S. BAR) 1/2"	P/TON	84500.00	84500.00	79500.00	82500.00	82500.00	83500.00	81000.00	80000.00
CARPANTER WAGE RATE	P/DAY	950.00	1000.00	725.00	750.00	780.36	675.00	737.50	650.00
MASON (RAJ) WAGE RATE	P/DAY	950.00	1000.00	750.00	750.00	826.79	675.00	825.00	750.00
UNSKILLED LABOUR WAGE RATE	P/DAY	600.00	600.00	450.00	450.00	600.00	400.00	475.00	400.00
PLUMBER WAGE RSTE	P/DAY	950.00	1000.00	725.00	750.00	776.79	0.00	675.00	600.00
ELECTICIAN WAGE RATE PER DAY **	P/DAY	0.00	0.00	0.00	0.00	778.57	100.00	700.00	600.00
ELECTICIAN WAGE RATE PER POINT **	P/PNT	175.00	190.00	135.00	145.00	142.50	100.00	127.50	130.00
WATER CHARGES PER HOUSE	P/MONTH	139.00	96.00	80.00	80.00	300.00	30.00	100.00	70.00
ELECT.CHARGES UPTO 50 UNITS	P/UNIT	2.00	2.00	2.00	2.00	2.00	2.00	2.00	2.00
ELECT.CHARGES 01 - 100 UNIT	P/UNIT	5.79	5.79	5.79	5.79	5.79	5.79	5.79	5.79
ELECT.CHARGES 101 - 300 UNIT	P/UNIT	9.70	9.70	9.70	9.70	9.70	9.70	9.70	9.70
ELECT.CHARGES 301 - 1000 UNIT	P/UNIT	15.27	15.27	15.27	15.27	15.27	15.27	15.27	15.27
ELECT.CHARGES ABOVE 1000 UNIT	P/UNIT	17.41	17.41	17.41	17.41	17.41	17.41	17.41	17.41
ELEC	PM	10.03	10.03	10.03	10.03	10.03	10.03	10.03	10.03
GAS CHRNG upto 3.3719 MMBUT	MMBTU	124.18	124.18	124.18	124.18	124.18	124.18	124.18	124.18
GAS CHRNG 3.3719 - 6.7438 MMBUT	MMBTU	248.37	248.37	248.37	248.37	248.37	248.37	248.37	248.37
GAS CHRNG 6.7438 - 10.1157 MMBUT	MMBTU	248.37	248.37	248.37	248.37	248.37	248.37	248.37	248.37
GAS CHRNG10.1157 - 13.4876 MMBUT	MMBTU	620.91	620.91	620.91	620.91	620.91	620.91	620.91	620.91
GAS	PM	620.91	620.91	620.91	620.91	620.91	620.91	620.91	620.91
GAS	PM	372.55	372.55	372.55	372.55	372.55	372.55	372.55	372.55
KEROSENE OIL	LTR	126.25	126.25	117.50	112.50	112.50	124.00	124.00	124.00
FIREWOOD WHOLE	40 KG.	683.33	760.00	510.00	600.00	703.21	450.00	700.00	550.00
CHAIR SHESHAM WOOD WITH ARMS **	EACH	3258.33	3387.50	2600.00	2750.00	1471.43	3250.00	2250.00	2200.00
CHAIR PLASTIC (CHAIRMAN) AVERAGE QUALITY	EACH	725.00	725.00	725.00	825.00	725.00	775.00	525.00	500.00
TABLE SHESHAM WOOD (4X2X5") ***	EACH	5250.00	5250.00	4650.00	3750.00	8785.71	6500.00	10250.00	10250.00
SOFASET WOODEN WITH FOAM SEAT **	SET	19500.00	20750.00	19000.00	15750.00	15482.14	23000.00	17750.00	20000.00
COT IRON (WITH NIWAR)AV.QLTY.	EACH	1966.67	2087.50	1800.00	1550.00	2500.00	2200.00	1650.00	1700.00
ALMIRAH (STEEL) 6'X3' 20 GUAGE	EACH	8558.33	8750.00	8200.00	7750.00	9964.29	12000.00	9300.00	9000.00
DINNING TABLE 6 CHAIRS A.QLTY	SET	20666.67	23125.00	19000.00	19500.00	17357.14	27000.00	25000.00	24000.00
SINGLE BED WITHOUT FOAM MED.	EACH	4900.00	4900.00	4750.00	4750.00	7928.57	10500.00	10500.00	9000.00
MATRESS SINGLE(4"THICK)	EACH	4900.00	4900.00	4900.00	4800.00	4600.00	4875.00	5000.00	5200.00
FARSHI DARI 12'X9' AV.QLTY	EACH	1766.67	1793.75	1550.00	1025.00	1607.14	1200.00	925.00	925.00
DARI COTTON (6'x2 1/2') AV.QL	EACH	831.67	846.88	687.50	350.00	459.64	1000.00	450.00	450.00
CARPET PLAIN AV. QLTY	SQFT.	28.92	29.00	25.50	32.50	37.50	35.00	37.50	41.00
QUILT (LIHAF) 3 KG. COTTON	EACH	975.00	1031.25	875.00	625.00	1039.29	1200.00	1025.00	1050.00
BLANKET (90" x 54")	EACH	3416.67	3450.00	3100.00	2750.00	5000.00	3500.00	2900.00	2500.00
BEDSHEET SINGLE BED SUP.QLTY	EACH	514.58	546.88	475.00	475.00	546.43	550.00	475.00	375.00
BED SHEET DOUBLE WITH TWO PILLOW COVERS SUP QLTY	SET	1135.42	1225.00	1225.00	1025.00	932.14	1000.00	1150.00	800.00
TOWEL(3'x2') AV. QALTY	EACH	346.67	348.75	265.00	262.50	215.00	300.00	175.00	175.00
CEILING FAN 48" SUPER QLTY **	EACH	3175.00	3175.00	3275.00	2800.00	2750.00	3495.00	2700.00	2400.00
PEDESTAL FAN 22" SUPER QLTY	EACH	3475.00	3475.00	3700.00	3525.00	4000.00	5260.00	4100.00	3500.00
REFG. DAWLENCE 10 CFT. D.DOOR	EACH	30500.00	30500.00	29900.00	30000.00	35000.00	29900.00	29500.00	29500.00
D-FREEZER WAVES 8 CFT.	EACH	29900.00	29900.00	29650.00	29900.00	28000.00	28500.00	29200.00	29200.00
AIRCONDITIONER 1.5 TON PEL	EACH	41000.00	41000.00	41000.00	42400.00	40000.00	42000.00	40000.00	40000.00
SPLIT AIR CONDITIONER 1.5 TON (SPECIFY BRAND NAME)	EACH	41500.00	41500.00	41000.00	42500.00	48000.00	46000.00	41000.00	41000.00

7.11 Intercity Consumer Prices September, 2014

Description	Unit	Rawal-pindi	Islamabad	Attock	Jehlum	Lahore	Sahiwal	Gujran-wala	Wazira-bad
HYDRYLLIN SYRUP 120 ML.	BOTTLE	65.00	65.00	65.00	65.00	65.00	65.00	65.00	65.00
POLYFAX EYE OINTMENT	TUBE	21.00	21.00	21.00	21.00	21.00	21.00	21.00	21.00
BETNESOL EYE DROPS	BOTTLE	33.89	33.89	33.89	33.89	33.89	33.89	33.89	33.89
EAR DROPS (CARDISPORINE) ***	BOTTLE	21.00	21.00	21.00	21.00	21.00	21.00	21.00	21.00
BETNOVATE-N OINTMENT 5 GMS	TUBE	16.00	16.00	16.00	16.00	16.00	16.00	16.00	16.00
BURNOL CREAM 30 GRM	TUBE	16.00	16.00	16.00	16.00	16.00	16.00	16.00	16.00
VICKS VAPORUB/BALM	BOTTLE	36.00	36.00	36.00	36.00	36.00	36.00	36.00	36.00
GLYCRINE SMALL BOTTLE	BOTTLE	28.00	28.00	22.50	25.00	35.00	25.00	17.00	17.00
JOUHAR JOSHANDA	PKT.	8.00	8.00	7.00	8.00	6.00	6.00	7.00	7.00
GALXOS-D (450 GRMS)	PKT.	168.75	168.75	168.75	168.75	157.50	157.50	157.50	157.50
GRIPE-WATER WOODWARDS	BOTTLE	50.00	50.00	50.00	50.00	50.00	50.00	50.00	50.00
SANIPLAST ONE PUTTY	EACH	2.00	2.00	2.00	2.00	2.00	2.00	1.50	1.40
O.R.S. (NIMCOL)	PKT.	15.00	15.00	15.00	15.00	17.00	15.00	15.00	15.00
DETTOL (MEDIUM)	BOTTLE	46.80	46.80	46.80	46.80	46.80	46.80	46.80	46.80
COTTON BANDAGE 2" - 4"	EACH	9.00	9.00	8.00	9.00	8.00	9.00	5.00	5.00
THERMOMETER CHINA	EACH	40.00	40.00	40.00	42.50	42.50	45.00	30.00	30.00
DOCTOR (MBBS) CLINIC FEE	P/PAT.	166.67	175.00	110.00	125.00	100.00	250.00	75.00	100.00
URINE TEST (DR) CHARGES	P/TEST	100.00	108.75	80.00	90.00	130.00	100.00	100.00	100.00
BLOOD TEST (CP) CHARGES	P/TEST	265.00	270.00	200.00	250.00	425.00	225.00	300.00	300.00
SUGAR TEST (RANDOM/FASTING BOTH) CHARGES	P/TEST	155.00	200.00	170.00	197.50	150.00	110.00	200.00	200.00
ECG CHARGES	P/TEST	204.17	266.25	150.00	250.00	275.00	225.00	200.00	200.00
X-RAY (CHEST) CHARGES	P/X-RAY	275.00	312.50	275.00	375.00	375.00	300.00	400.00	300.00
CAR SUZUKI 800 CC (W/O. A/C)	EACH	659800.00	659800.00	659800.00	659800.00	637000.00	625000.00	645000.00	0.00
CAR SUZUKI 1000 CC	EACH	1081300.00	1081300.00	1081300.00	1081300.00	1065000.00	1034000.00	1060000.00	0.00
CAR TOYOTA 1300 CC	EACH	1682000.00	1682000.00	1677000.00	1682000.00	1790500.00	1645500.00	1570000.00	0.00
CAR HONDA CIVIC	EACH	2145500.00	2145500.00	2145500.00	2145500.00	2147000.00	1662000.00	2027500.00	0.00
MOTORCYCLE HONDA CD-70.	EACH	69900.00	69900.00	69900.00	69900.00	69900.00	69900.00	69900.00	69900.00
MOTORCYCLE YAMAHA 100CC.	EACH	79300.00	79300.00	79300.00	79300.00	79300.00	79300.00	79300.00	79300.00
MOTOR CYCLE HERO 70 CC	EACH	44500.00	45000.00	46750.00	48000.00	49000.00	47500.00	42500.00	42500.00
BICYCLE WITH TYRES & TUBES	EACH	7900.00	7900.00	7900.00	7200.00	7000.00	7100.00	7200.00	7000.00
TYRE CAR WITH TUBE GENERAL	EACH	3375.00	3375.00	3375.00	3450.00	3000.00	3100.00	3300.00	3000.00
TYRE MOTOR CYCLE WITHOUT TUBE	EACH	1137.50	1137.50	1250.00	1135.00	1420.00	1215.00	1250.00	1200.00
TYRE CYCLE SPECIFY BRAND NAME	EACH	345.83	355.00	370.00	387.50	330.00	350.00	330.00	330.00
TYRE CAR W/O TUBE	EACH	3275.00	3275.00	3275.00	3275.00	2700.00	3200.00	3000.00	2700.00
PETROL SUPER	LITRE	106.95	106.90	106.90	106.90	106.90	106.90	106.90	106.90
HIGH SPEED DIESEL HSD	LITRE	108.34	108.34	108.34	108.34	108.34	108.34	108.34	108.34
CNG	K.G.	76.35	76.35	76.35	0.00	71.50	71.50	71.50	71.50
GAS CYLINDER STAND. SIZE	EACH	1390.00	1400.00	1320.00	1390.00	1320.00	1400.00	1375.00	1375.00
MOTOR CYCLE SERVICE CHARGES	EACH	290.00	290.00	290.00	250.00	200.00	150.00	280.00	280.00
CAR SERVICE CHARGES	EACH	312.50	325.00	325.00	275.00	300.00	300.00	250.00	250.00
TYRE PUNCTURE CHARGES	EACH	50.00	50.00	40.00	55.00	62.50	50.00	50.00	50.00
CYCLE OVERHAULING CHARGES	EACH	716.67	725.00	290.00	375.00	319.64	300.00	160.00	200.00
CAR TAX FOR 800CC TO 1300CC	YEARLY	2650.00	432.00	2650.00	2650.00	2650.00	2650.00	2650.00	2650.00
TRAIN FARE ECO. 1-100 KM.	P/KM.	0.71	0.71	0.71	0.71	0.71	0.71	0.71	0.71
TRAIN FARE ECO. 101-500 KM.	P/KM.	1.02	1.02	1.02	1.02	1.02	1.02	1.02	1.02
TRAIN FARE ECO. > 500 KM.	P/KM.	0.93	0.93	0.93	0.93	0.93	0.93	0.93	0.93
TRAIN FARE IST SLP. 1-100KM	P/KM.	2.18	2.18	2.18	2.18	2.18	2.18	2.18	2.18
TRAIN FARE IST SLP.101-500 KM	P/KM.	2.69	2.69	2.69	2.69	2.69	2.69	2.69	2.69
TRAIN FARE IST SLP. > 500 KM	P/KM.	2.07	2.07	2.07	2.07	2.07	2.07	2.07	2.07
TRAIN FARE A/C SLP. 1-100KM.	P/KM.	5.99	5.99	5.99	5.99	5.99	5.99	5.99	5.99
TRAIN FARE A/C SLP.101-500KM	P/KM.	4.77	4.77	4.77	4.77	4.77	4.77	4.77	4.77
TRAIN FARE A/C SLP > 500KM.	P/KM.	4.32	4.32	4.32	4.32	4.32	4.32	4.32	4.32
PLATEFORM TICKET	EACH	10.00	10.00	10.00	10.00	10.00	10.00	10.00	10.00
AUTO RICKSHAW FARES	KM/MIN	75.00	0.00	45.00	75.00	50.00	70.00	60.00	60.00
FULL TONGA CHARGES	KM/MIN	0.00	0.00	0.00	0.00	65.00	90.00	50.00	60.00
TAXI 4 SEATER FARE	KM/MIN	110.00	110.00	75.00	0.00	100.00	100.00	100.00	100.00
BUS FARE MIN (WITHIN CITY)	TICKET	15.50	15.50	0.00	15.50	13.00	0.00	10.00	10.00
BUS FARE MAX (WITHIN CIT	TICKET	29.00	29.00	0.00	29.00	26.00	0.00	20.00	15.00
BUS FARE OUTSIDE CITY	P/KM.	1.00	1.00	1.00	1.00	1.00	1.00	1.00	1.00
A/C BUS FARE OUTSIDE CITY	P/KM.	1.64	1.64	1.64	1.64	2.50	2.00	1.45	1.45
MINIBUS FARE MIN.WITH IN CITY	TICKET	15.50	15.50	0.00	0.00	16.00	0.00	10.00	10.00
MINIBUS FARE MAX.WITH IN CITY	TICKET	29.00	29.00	0.00	0.00	43.00	0.00	20.00	10.00
SUZUKI FARE MIN.WITH IN CITY	TICKET	15.00	15.00	10.00	0.00	15.00	0.00	10.00	0.00

7.11 Intercity Consumer Prices September, 2014

Description	Unit	Rawal-pindi	Islamabad	Attock	Jehlum	Lahore	Sahiwal	Gujran-wala	Wazira-bad
SUZUKI FARE MAXIMUM W.IN CITY	TICKET	22.00	22.00	10.00	10.00	27.00	0.00	20.00	0.00
AIR FARE ECONOMY CLASS.	P/KM.	18.20	18.20	0.00	0.00	18.20	8.00	16.41	16.41
POSTAL ENVELOPE DOMESTIC	EACH	8.00	8.00	8.00	8.00	8.00	8.00	8.00	8.00
ENVELOPE FOR SAUDI ARABIA	EACH	50.00	50.00	50.00	50.00	50.00	50.00	50.00	50.00
POSTAL REGISTRATION CHARGES	EACH	28.00	28.00	28.00	28.00	28.00	28.00	28.00	28.00
U.M.S. REG CHARGES MIN.	EACH	58.00	58.00	58.00	58.00	58.00	58.00	59.00	59.00
T.C.S. CH. MIN.WITH IN ZONE	EACH	110.00	110.00	110.00	110.00	110.00	110.00	110.00	110.00
TELEPHONE CHARGES LOCAL CALL	P/CALL	3.94	3.94	3.94	3.94	3.94	3.94	3.94	3.94
TEL CHARGES OUT SIDE CITY	P/CALL	3.94	3.94	3.94	3.94	3.94	3.94	3.94	3.94
INTERNET CHARGES	P/HOUR	27.50	27.50	27.50	50.00	15.00	12.00	20.00	20.00
MOBILE CELL CHARGES	P/UNIT	3.00	3.00	3.00	3.00	2.50	3.00	3.00	3.00
FAX CHARGES (LOCAL)	P/PAGE	12.50	12.50	12.50	12.50	10.00	20.00	30.00	30.00
TELEPHONE SET AV. QLTY	EACH	625.00	725.00	550.00	812.50	775.00	650.00	450.00	475.00
MOBILE SET NOKIA/SONY/ERICSON/SAMSUNG WITHOUT CAMERA	EACH	2133.33	2175.00	2125.00	2450.00	2700.00	2200.00	2825.00	4250.00
T.V. 20" COLORED WEGA H-A21.	EACH	18108.33	18200.00	18100.00	18100.00	20500.00	18900.00	15000.00	18500.00
T.V 20" COLOR CHINA(KORIA)	EACH	14250.00	14250.00	14250.00	14250.00	6500.00	13500.00	7000.00	7000.00
V.C.P. PANASONIC/LG/NAT	EACH	5900.00	5900.00	5550.00	5750.00	4200.00	0.00	0.00	0.00
DVD/VCD PLAYER PANASONIC/LG	EACH	3750.00	3750.00	3550.00	3750.00	6542.86	4500.00	4600.00	4100.00
RADIO WITH C.PLAYER NATIONAL	EACH	2150.00	2150.00	2150.00	2050.00	1825.00	1800.00	2262.50	2500.00
PERSONNEL COMPUTER (BRANDED)	EACH	69250.00	69250.00	69250.00	69500.00	53000.00	37000.00	37400.00	37500.00
VID. CASSETTE BLK. TDK/SONY	EACH	144.17	145.00	135.00	175.00	122.50	155.00	0.00	0.00
COM. C.D. (TDK/IMATION)	EACH	56.67	59.38	75.00	75.00	37.14	60.00	35.00	35.00
TAPE RECORDER CASSETTE BLANK	EACH	42.50	47.50	42.50	47.50	40.00	65.00	35.00	35.00
VIDEO GAME SEGA 16 BYTE	EACH	1150.00	1150.00	1175.00	1050.00	950.00	1650.00	1050.00	0.00
CINEMA A/C. HIGH CLASS	TICKET	100.00	0.00	0.00	0.00	115.71	0.00	80.00	0.00
CINEMA NON-A/C HIGH CLASS	TICKET	50.00	0.00	0.00	0.00	72.86	50.00	60.00	0.00
CABLE CHARGES	P/ MONT	325.00	325.00	275.00	300.00	275.00	200.00	300.00	300.00
TV.LICENCE FEE DOMESTIC	YEARLY	420.00	420.00	420.00	420.00	420.00	420.00	420.00	420.00
ENGLISH BOOK CLASS V1	EACH	77.00	77.00	77.00	77.00	77.00	77.00	77.00	77.00
ENGLISH BOOK CLASS IX OR X	EACH	129.00	129.00	129.00	129.00	129.00	129.00	129.00	129.00
ENG. BOOK IST.YR COMPLETE SET	EACH	82.00	82.00	82.00	82.00	82.00	82.00	82.00	82.00
ENGLISH BOOK BA/B.SC	EACH	178.00	178.00	178.00	178.00	178.00	178.00	178.00	178.00
URDU BOOK CLASS V (T.B.BORD)	EACH	70.00	70.00	70.00	70.00	70.00	70.00	70.00	70.00
URDU BOOK CLASS IX/X(T.B.B)	EACH	137.00	137.00	137.00	137.00	137.00	137.00	137.00	137.00
URDU BOOK IST.YEAR/INTER	EACH	51.00	51.00	51.00	51.00	51.00	51.00	51.00	51.00
URDU BOOK BA/B.SC	EACH	140.00	140.00	140.00	140.00	140.00	140.00	140.00	140.00
MATHS BOOK CALSS V (T.B.B)	EACH	84.00	84.00	84.00	84.00	84.00	84.00	84.00	84.00
MATHS BOOK CLASS IX OR X	EACH	236.00	236.00	236.00	236.00	236.00	236.00	236.00	236.00
MATHS BOOK IST.YEAR (T.B.B)	EACH	156.00	156.00	150.00	156.00	156.00	156.00	156.00	156.00
PAKISTAN STUDIES BOOK BA/B.SC	EACH	125.00	125.00	125.00	125.00	125.00	125.00	125.00	125.00
DAILY "DAWN"	P/COPY	19.00	19.00	19.00	19.00	19.00	19.00	19.00	19.00
DAILY "JANG"	P/COPY	12.00	12.00	12.00	12.00	12.00	12.00	12.00	12.00
DAILY "NAWA-E-WAQT"	P/COPY	12.00	12.00	12.00	12.00	12.00	12.00	12.00	12.00
WEEKLY "AKHBAR-E-JAHAN"	P/COPY	55.00	55.00	55.00	55.00	55.00	55.00	55.00	55.00
WEEKLY "MAG"	P/COPY	45.00	45.00	45.00	45.00	45.00	45.00	45.00	45.00
MONTHLY "NAUNEHAL DIGEST"	P/COPY	35.00	35.00	35.00	35.00	35.00	35.00	35.00	35.00
PAPER FOOLSCAPE (27"x17")	QUIRE	57.50	57.50	57.50	55.00	25.00	25.00	30.00	30.00
EXERCISE.BOOK LINED 80/100 PGS	EACH	57.50	62.50	57.50	52.50	30.00	35.00	32.50	40.00
PENCILGOLDFISH/DEER	EACH	8.00	8.00	8.00	8.00	6.00	6.00	5.00	5.00
PEN INK DOLLOR 57 ML BOTTLE	EACH	25.00	25.00	25.00	20.00	20.00	20.00	20.00	20.00
PHOTOSTATE PAPER 70 GM	PRT	365.00	365.00	365.00	305.00	350.00	330.00	285.00	280.00
BALL PEN (local)	EACH	8.00	8.00	8.00	8.00	6.00	6.00	5.00	5.00
FOUNTAIN PEN HEROWINGS/CHINA	EACH	47.50	47.50	47.50	46.25	45.00	50.00	40.00	40.00
PRIVATE SCHOOL FEE ENGLISH MED. AVG. STAND. (CLASS I)	P/MONTH	2854.17	2618.75	712.50	1852.50	1378.57	1800.00	1550.00	1100.00
PRIVATE SCHOOL FEE ENGLISH MED. AVG. STAND. (CLASS V)	P/MONTH	2833.33	2650.00	787.50	1802.50	1571.43	1800.00	1650.00	1300.00
PRIVATE SCHOOL FEE ENGLISH MED. AVG. STAND. (CLASS VI)	P/MONTH	2850.00	2925.00	812.50	1822.50	1787.50	1875.00	1800.00	1400.00
PRIVATE SCHOOL FEE ENGLISH MED. AVG. STAND. (CLASS X)	P/MONTH	3070.83	3275.00	962.50	1927.50	2157.14	2050.00	1850.00	1500.00
PRIVATE MEDICLE COLLEGE FEE MBBS (IST YEAR)	P/MONTH	50468.75	50468.75	50443.75	0.00	30208.00	0.00	0.00	0.00
PRIVATE ENGINEERING COLLEGE FEE (ISTR YEAR)	P/MONTH	14975.25	14975.25	11011.50	0.00	19550.00	0.00	0.00	0.00
GOVT. COLLEGE FEE IST. YEAR	MONTH	50.00	195.00	50.00	50.00	60.00	50.00	50.00	50.00
GOVT. COLLEGE FEE 4TH. YEAR	MONTH	60.00	225.00	60.00	60.00	70.00	60.00	60.00	60.00
GOVT. UNIVERSITY FEE MSC.	MONTH	77.50	1000.00	77.50	80.00	97.79	80.00	115.00	77.50
GOVT. MED. COLLEGE FEE MBBS	MONTH	873.00	873.00	873.00	0.00	1250.00	1250.00	0.00	873.00

7.11 Intercity Consumer Prices September, 2014

Description	Unit	Rawal-pindi	Islamabad	Attock	Jehlum	Lahore	Sahiwal	Gujran-wala	Wazira-bad
GOVT. ENGG. COLL. FEE 1 YEAR	MONTH	600.00	600.00	600.00	0.00	750.00	500.00	0.00	1558.00
COACHING FEE FOR CLASS IX/X	P/MONTH	2750.00	2987.50	1550.00	3000.00	1828.57	1400.00	600.00	500.00
COACHING CHARGES FOR CLASS 1ST YEAR/INTER (SCIENCE)	P/MONTH	3250.00	3450.00	2200.00	3500.00	2821.43	2300.00	1200.00	800.00
COACHING CHARGES FOR CLASS 1ST YEAR/INTER (COMMERCE)	P/MONTH	2691.67	3062.50	1900.00	3500.00	2792.86	1300.00	1200.00	800.00
I.T. TUITION FEES	P/MONTH	2100.00	2100.00	1450.00	3231.25	6066.80	1500.00	4500.00	3900.00
MBA TUITION FEES	P/MONTH	13736.25	13736.25	7250.00	4500.00	15687.50	0.00	7000.00	2000.00
BREAD TANDOORI ST. SIZE	EACH	7.50	7.50	6.50	6.00	6.00	6.00	6.00	6.00
COOKED MUTTON (AV. HOTEL)	PLATE	145.83	150.00	190.00	145.00	200.71	150.00	120.00	120.00
COOKED BEEF (AV. HOTEL)	PLATE	81.25	83.75	75.00	80.00	78.21	80.00	60.00	60.00
COOKED DAL (AV. HOTEL)	PLATE	50.83	56.25	47.50	47.50	50.71	40.00	35.00	35.00
CHICKEN BIRYANI FULL/DOUBLE	PLATE	115.00	125.00	145.00	100.00	128.93	130.00	110.00	110.00
TEA PREPARED (ORDINARY)	CUP	20.00	20.00	20.00	17.50	19.21	20.00	17.50	15.00
HAIRCUT CHARGES FOR MEN	P/CUT	86.25	102.50	75.00	55.00	96.43	80.00	60.00	60.00
BEAUTY PORL HAIR STYL CHARGE	P/STY.	341.67	425.00	275.00	425.00	228.57	250.00	350.00	300.00
SHAVING CHARGES	PER SHV	49.58	60.00	55.00	40.00	46.43	40.00	40.00	40.00
LIPSTICK S.MISS/MEDORA	EACH	110.00	110.00	110.00	110.00	120.00	100.00	110.00	110.00
NAIL POLISH S.MISS/MEDORA	EACH	105.00	105.00	105.00	105.00	110.00	95.00	60.00	60.00
PERFUME MED.SIZE MEDORA/BROACH	EACH	180.00	180.00	180.00	180.00	180.00	170.00	110.00	110.00
HAIR-OIL AMLA/CHAMBELI	BOTTLE	100.00	100.00	110.00	100.00	130.00	110.00	110.00	110.00
TOILET SOAP LUX 95 GRAMS	EACH	40.38	40.38	40.38	40.38	40.38	40.38	40.38	40.38
TOILET SOAP LIFEBOUY 140 GRM	EACH	36.00	36.00	36.00	36.00	36.00	36.00	36.00	36.00
TOILET SOAP SAFEGUARD BATH SIZE	EACH	48.00	48.00	48.00	48.00	48.00	48.00	48.00	48.00
TOOTHPASTE MACKLINES 70 GRM	EACH	50.00	50.00	50.00	50.00	50.00	50.00	50.00	50.00
TOOTHPAST MED SIZE CLGATE 70 GMS	EACH	60.67	60.67	60.67	60.67	60.67	60.67	56.00	56.00
TOOTHBRUSH SHEILD A/PLAUQUE	EACH	22.00	22.00	22.00	22.00	35.00	55.00	50.00	45.00
TOOTHPOWDER DENTONIC 90 GRM	EACH	28.00	28.00	28.00	28.00	28.00	25.00	25.00	25.00
HAIR-COLOUR BEGIN (6 GMS)	EACH	95.00	95.00	95.00	95.00	95.00	95.00	95.00	95.00
HAIR COLOUR (KALAKOLA)	BOTTLE	120.00	120.00	120.00	120.00	120.00	120.00	120.00	120.00
FACECREAM PONDS (MEDIUM)	EACH	110.00	110.00	110.00	110.00	110.00	110.00	110.00	110.00
TALC POWDER VICE ROAY,B.CAT	EACH	135.00	135.00	135.00	135.00	130.00	130.00	135.00	135.00
BLADE TREET ORDINARY 10'S	PKT.	30.00	30.00	30.00	30.00	35.00	32.00	40.00	40.00
BLADE 7-O-CLOCK STAIN. 5'S	PKT.	35.00	35.00	35.00	35.00	32.00	30.00	35.00	35.00
SHAMPOO SUNSILK/PAINTIN 100 ML	BOTTLE	110.00	110.00	110.00	110.00	110.00	110.00	110.00	110.00
BEAUTY CREAM (FAIR & LOVELY)	EACH	65.00	65.00	65.00	65.00	99.00	155.00	155.00	155.00
HAIR REMOVING CREAM (EU-CREAM)	TUBE	65.00	65.00	65.00	65.00	65.00	65.00	65.00	65.00
GEL MEDIUM SIZE	BOTTLE	102.50	107.50	100.00	127.50	65.00	120.00	65.00	60.00
DISPOSABLE RAZOR GILLET-II	EACH	35.00	35.00	35.00	40.00	32.00	40.00	43.00	35.00
SHAVING CREAM TOUCH-ME/ADM.	EACH	65.00	65.00	65.00	65.00	55.00	60.00	60.00	60.00
GOLD TEZABI 24 CT	10 GM.	41200.00	41200.00	40980.00	40980.00	41270.00	37680.00	40665.00	40665.00
SILVER TEZABI 24 CT	10 GM.	687.50	687.50	690.00	712.50	640.00	600.00	668.00	667.00
ARTIFICIAL JEWELLARY SET	SET	1225.00	1275.00	850.00	650.00	957.14	500.00	800.00	700.00
WRIST WATCH GENTS CITIZEN (ORIGINAL) ***	EACH	4900.00	4900.00	4900.00	3750.00	6250.00	4250.00	2500.00	2500.00
WRIST WATCH LADIES CITIZEN (ORIGINAL) ***	EACH	4900.00	4900.00	4900.00	3750.00	6750.00	4250.00	2500.00	2400.00
WALL CLOCK QUARTZ AV.QLTY	EACH	520.83	550.00	550.00	310.00	600.00	600.00	487.50	425.00
SUITCASE REXIN (24"x16"x6")	EACH	1583.33	1587.50	1425.00	775.00	932.14	1050.00	725.00	775.00
TRUNK MEDIUM SIZE ***	EACH	2250.00	2243.75	1975.00	1950.00	2246.43	2000.00	1525.00	1500.00
PURSE LADIES (LEATHER) AVERAGE QUALITY	EACH	529.17	612.50	525.00	437.50	1021.43	712.50	712.50	700.00

7.11 Intercity Consumer Prices September, 2014

Description	Unit	Sialkot	Faisalabad	Jhang	Multan	Muzaffargarh	D.G. Khan	Vehari	Sargodha
WHEAT	10 KG.	357.50	335.00	345.00	335.00	335.00	337.50	330.00	335.00
WHEAT FLOUR FINE/SUPERIOR.	KG.	50.00	42.50	40.00	42.00	42.00	42.00	42.00	39.00
WHEAT FLOUR AVG. QLTY	KG.	42.00	39.00	39.00	39.00	39.00	38.25	40.00	36.00
WHEAT FLOUR BAG	10 KG.	400.00	385.00	380.00	390.00	390.00	382.50	390.00	370.00
MAIDA	KG.	55.00	55.00	48.00	50.00	50.00	50.00	50.00	51.00
SUJI	KG.	55.00	55.00	50.00	50.00	50.00	50.00	50.00	51.00
BESAN AV. QLTY.	KG.	70.00	76.25	68.00	72.50	72.50	80.00	80.00	70.00
RICE BASMATI SUP. QLTY.	KG.	126.25	137.50	130.00	139.17	137.50	120.00	135.00	135.00
RICE BASMATI 385/386	KG.	105.00	95.00	85.00	82.50	87.50	80.00	87.50	77.50
RICE BASMATI BROKEN AV.QLTY	KG.	70.00	83.75	75.00	77.50	67.50	75.00	75.00	67.50
RICE IRRI-6 (SINDH/PUNJAB)	KG.	52.50	65.00	45.00	41.00	41.00	40.00	45.00	52.50
VERMICELLI	KG.	65.00	78.75	70.00	80.00	80.00	80.00	80.00	70.00
BREAD PLAIN MEDIUM SIZE	EACH	40.00	40.00	40.00	45.00	45.00	45.00	40.00	40.00
RUSK (PAPAY)	KG.	140.00	195.00	150.00	208.33	200.00	180.00	190.00	180.00
BISCUITS-PACKED	PKT	35.00	35.00	35.00	35.00	35.00	35.00	35.00	35.00
BISCUIT-BAKERY (LOOSE)	250 GM	80.00	73.75	65.00	90.00	70.00	80.00	75.00	75.00
CORNFLAKS FAUJI 225 GM.	PKT	166.50	171.00	166.50	175.50	175.50	166.50	176.40	166.50
SAMOSA (VEGATABLE)	EACH	15.00	19.00	15.00	14.33	13.50	10.00	15.00	17.50
PASTRY AV.QLTY.	EACH	25.00	23.75	30.00	35.00	22.50	30.00	30.00	30.00
PATTIES (VEGATABLES)	EACH	20.00	23.75	30.00	26.67	22.50	20.00	15.00	30.00
NIMCO	250 GM	50.00	67.50	65.00	67.50	67.50	60.00	70.00	65.00
CHIPS	250 GM	65.00	66.25	100.00	83.33	82.50	65.00	60.00	90.00
BEEF WITH BONE AV.QLTY.	KG	280.00	275.00	260.00	290.00	255.00	265.00	250.00	275.00
MUTTON AV.QLTY.	KG	600.00	600.00	550.00	590.00	475.00	575.00	450.00	550.00
CHICKEN FARM BROILER (LIVE)	KG	128.00	120.00	136.00	134.17	137.50	160.00	125.00	135.00
FISH-RAHU MEDIUM SIZE	KG	200.00	260.00	350.00	235.00	230.00	260.00	280.00	245.00
MILK FRESH (UNBOILED)	LTR.	70.00	70.00	60.00	75.00	70.00	70.00	57.50	60.00
CURD	KG.	80.00	80.00	70.00	85.00	80.00	85.00	67.50	70.00
MILK TETRA PACK 1/2 LTR.	PKT.	60.00	60.00	60.00	60.00	60.00	60.00	60.00	60.00
LACTOGEN 400 GRAMS	PKT.	425.00	425.00	425.00	425.00	425.00	425.00	425.00	425.00
POWDER MILK NIDO 400GM.	PKT	350.00	350.00	350.00	350.00	350.00	350.00	350.00	350.00
MILK POWDER LOOSE/PACKED	MILK	420.00	525.00	400.00	512.50	530.00	640.00	590.00	525.00
BUTTER LOCAL PACKED	50 GM.	25.00	32.00	30.00	27.00	27.00	30.00	25.00	30.00
EGGS FARM	DOZ	100.00	106.25	100.00	107.50	111.00	100.00	103.00	105.00
MUSTARD OIL AV.QLTY.	KG.	160.00	190.00	170.00	172.50	180.00	175.00	175.00	190.00
COOKING OIL (DALDA)	2.5LTR	545.00	545.00	530.00	540.00	540.00	545.00	540.00	520.00
COOKING OIL (PAKWAN) OTHER BRAND SPECIFY	2.5 LTR	505.00	525.00	530.00	545.00	545.00	545.00	540.00	445.00
VEGETABLE GHEE TIN	2.5KG.	505.00	510.00	510.00	510.00	510.00	510.00	510.00	500.00
VEGETABLE GHEE (LOOSE)	KG.	150.00	146.25	165.00	155.00	155.00	155.00	194.00	145.00
DATES AV.QLTY.	KG.	190.00	187.50	200.00	188.33	180.00	180.00	190.00	125.00
PISTACHIO AV.QLTY.	50 GM.	150.00	77.50	80.00	124.17	125.00	120.00	150.00	145.00
ALMONDS WHOLE AV.QLTY.	KG.	500.00	425.00	480.00	356.67	335.00	550.00	512.50	450.00
COCONUT DRY AV.QLTY.	KG.	270.00	250.00	280.00	300.00	320.00	290.00	290.00	290.00
RAISINS AV.QLTY.	50 GM.	20.00	21.25	20.00	19.00	19.50	15.00	21.00	17.50
GROUNDNUTS (WITH SHELL)	KG.	190.00	200.00	160.00	161.67	165.00	120.00	115.00	160.00
MALTA/MOSAMBI	DOZ	0.00	0.00	0.00	0.00	0.00	0.00	0.00	0.00
KINNU	DOZ	0.00	0.00	0.00	0.00	0.00	0.00	0.00	0.00
APPLE	KG	50.00	100.00	100.00	85.00	92.50	80.00	120.00	55.00
ALOO BUKHARA	KG	0.00	0.00	0.00	0.00	0.00	0.00	0.00	0.00
POMEGRANATE (ANNAR)	KG	100.00	175.00	180.00	123.33	125.00	120.00	125.00	165.00
GRAPES	KG	180.00	120.00	120.00	166.67	190.00	150.00	190.00	110.00
BANANAS	DOZ	70.00	55.00	70.00	84.17	85.00	60.00	75.00	55.00
MANGO KALMI	KG	80.00	70.00	110.00	61.67	67.50	80.00	75.00	65.00
GUAVA	KG	80.00	45.00	90.00	69.17	60.00	60.00	45.00	70.00
WATERMELON (TURBOOZ)	KG	0.00	0.00	0.00	0.00	0.00	0.00	0.00	0.00
MUSKMELON (KHARBOOZA)	KG	0.00	0.00	0.00	0.00	0.00	0.00	0.00	0.00
SWEETMELON (GARMA)	KG	60.00	72.50	55.00	50.83	50.00	60.00	80.00	75.00
PULSE MASOOR (WHOLE)	KG.	115.00	122.50	110.00	107.50	107.50	110.00	125.00	105.00
PULSE MASOOR (WASHED)	KG.	120.00	141.25	140.00	122.50	127.50	120.00	135.00	140.00
PULSE MOONG (WASHED)	KG.	140.00	145.00	140.00	139.17	132.50	140.00	175.00	145.00
PULSE MASH (WASHED)	KG.	165.00	157.50	145.00	147.50	157.50	160.00	165.00	160.00
PULSE GRAM	KG.	65.00	68.25	64.00	68.33	67.50	70.00	72.50	62.50

Contd.

7.11 Intercity Consumer Prices September, 2014

Description	Unit	Sialkot	Faisalabad	Jhang	Multan	Muzaffargarh	D.G. Khan	Vehari	Sargodha
GRAM WHOLE BLACK AV QLTY.	KG.	65.00	75.00	64.00	67.50	67.50	65.00	62.50	62.50
GRAM WHOLE YELLOW AV.QLTY	KG.	110.00	120.00	72.00	105.83	115.00	100.00	125.00	110.00
BEANS (LAL LOBIA)	KG.	150.00	140.00	130.00	180.00	190.00	180.00	190.00	170.00
POTATOES	KG	70.00	80.00	70.00	77.50	77.50	70.00	100.00	70.00
ONION	KG	50.00	46.25	47.50	42.50	42.50	40.00	40.00	40.00
TURNIP	KG	0.00	0.00	0.00	0.00	0.00	0.00	0.00	0.00
RADISH	KG	40.00	50.00	30.00	40.00	35.00	40.00	40.00	35.00
TOMATOES	KG	80.00	82.50	75.00	81.67	82.50	60.00	67.50	65.00
CABBAGE	KG	0.00	0.00	0.00	0.00	0.00	0.00	0.00	0.00
CAULIFLOWER	KG	0.00	0.00	0.00	0.00	0.00	0.00	0.00	0.00
BRINJAL	KG	30.00	26.25	22.50	35.00	32.50	30.00	20.00	35.00
PUMPKIN	KG	0.00	0.00	0.00	0.00	0.00	0.00	0.00	0.00
BOTTLEGOURD	KG	90.00	46.25	31.00	42.50	47.50	40.00	40.00	40.00
LADY FINGER	KG	90.00	65.00	45.00	70.83	67.50	60.00	60.00	75.00
PEAS	KG	0.00	0.00	0.00	0.00	0.00	0.00	0.00	0.00
SPINACH	KG	40.00	28.75	17.50	25.83	22.50	30.00	15.00	27.50
TINDA	KG	120.00	82.50	75.00	80.00	77.50	60.00	75.00	110.00
TURAI	KG	100.00	75.00	45.00	60.00	47.50	30.00	40.00	45.00
KARAILA	KG	60.00	92.50	45.00	80.00	72.50	60.00	65.00	45.00
ARVI	KG	60.00	48.75	40.00	46.67	47.50	40.00	40.00	40.00
CHILLIES GREEN	KG	80.00	55.00	45.00	56.67	57.50	60.00	60.00	45.00
CARROT	KG	0.00	0.00	0.00	0.00	0.00	0.00	0.00	0.00
COCUMBER (KHEERA)	KG	80.00	82.50	55.00	90.00	95.00	80.00	50.00	55.00
LEMON	250GM	30.00	22.50	22.50	32.50	32.50	50.00	40.00	30.00
SUGAR REFINED	KG.	60.00	60.00	60.00	60.00	60.00	60.00	60.00	59.50
GUR AV.QLTY	KG.	80.00	83.75	80.00	77.50	77.50	75.00	77.50	75.00
HONEY LANGANESE 500 GM.	BOTTLE	692.00	790.00	840.00	850.00	850.00	925.00	867.50	875.00
MILO 200 GM.	BOTTLE	222.00	210.00	167.00	200.00	200.00	200.00	200.00	200.00
CUSTARD POWDER RAFHAN 300 GM.	PKT	72.50	75.00	75.00	75.00	75.00	75.00	75.00	75.00
TOFFEE (HILAL)	EACH	1.00	2.00	2.00	1.00	1.00	1.00	2.00	2.00
CHOWKELATE CANDY (SMALL SIZE)	EACH	5.00	5.00	5.00	5.00	5.00	5.00	5.00	5.00
SWEETMEAT (MIXED)	KG	250.00	250.00	240.00	291.67	280.00	280.00	260.00	250.00
ICE CREAM WALLS	CUP.	40.00	40.00	40.00	40.00	40.00	40.00	40.00	40.00
ICE	KG	10.00	10.00	10.00	5.00	5.00	6.00	7.50	10.00
JAM AHMED/MITCHELLES	BOTTLE	120.00	130.00	120.00	120.00	120.00	130.00	135.00	130.00
SQUASH-MITCHELLES	BOTTLE	135.00	150.00	140.00	150.00	150.00	150.00	135.00	150.00
ROOH AFZA	BOTTLE	150.00	150.00	140.00	140.00	140.00	145.00	140.00	140.00
JAM-E-SHIREEN	BOTTLE	150.00	150.00	145.00	150.00	150.00	150.00	150.00	150.00
SAUNF	50 GM	17.50	15.75	15.00	15.67	19.00	10.00	19.00	15.00
CINAMON LOOSE AV. QLTY	50 GM.	20.00	25.00	30.00	15.17	19.00	15.00	20.00	27.50
CUMINSEED WHITE NATIONAL	50 GM.	52.00	54.00	54.00	52.00	52.00	52.00	52.00	50.00
PEPPER BLACK NATIONAL	50 GM.	96.00	96.00	96.00	96.00	96.00	96.00	96.00	96.00
CLOVES LOOSE AV.QLTY	50 GM.	95.00	98.25	80.00	97.50	97.50	80.00	95.00	135.00
CARDAMOM LARGE LOOSE AV.QLTY	50 GM.	105.00	102.50	140.00	153.33	152.50	150.00	155.00	170.00
CARDAMOM SMALL AV.QLTY	50 GM.	95.00	77.50	100.00	96.67	105.00	70.00	110.00	125.00
SALT-POWDERED (LAHORI) LOOSE	KG.	9.00	9.00	6.00	9.00	9.00	10.00	11.00	9.00
SALT POWDERED (NATIONAL/SHAN)	PKT	25.00	25.00	25.00	25.00	25.00	25.00	25.00	25.00
CHILLIES POWD.NATIONAL 200GM	PKT	105.00	105.00	105.00	105.00	105.00	105.00	105.00	105.00
CHILLIES POWDER LOOS	KG.	240.00	205.00	230.00	255.00	245.00	240.00	230.00	250.00
CORRIANDER SEED POWD.NATIONAL	PKT	78.00	88.00	78.00	88.00	88.00	78.00	78.00	78.00
CORRIANDER SEED (LOOSE)	KG.	200.00	230.00	280.00	275.00	270.00	240.00	265.00	275.00
TURMERIC POWD.NATIONAL 50GM	PKT.	35.00	35.00	35.00	35.00	35.00	35.00	35.00	35.00
CURRY POWD. NATIONAL 200 GM	PKT.	87.00	87.00	87.00	86.00	86.00	86.00	87.00	87.00
TOMATO KETCHUP AHMED/MITCHL	BOTTLE	85.00	85.00	80.00	80.00	80.00	80.00	85.00	75.00
PICKLES AHMED/MITCHELLES	BOTTLE	100.00	110.00	90.00	95.00	95.00	90.00	120.00	110.00
VINEGAR SYNTHETIC (SIRKA)	BOTTLE	80.00	95.00	80.00	75.00	75.00	80.00	80.00	50.00
GARLIC	KG	120.00	110.00	120.00	116.67	115.00	150.00	120.00	120.00
GINGER	KG	200.00	217.50	175.00	251.67	260.00	300.00	240.00	225.00
TAPAL DANEDAR TEA 200GM PACKET	PKT	113.68	113.68	126.32	126.32	126.32	113.68	108.42	113.68
TEA LIPTON YELLOW LABEL 200GM.	PKT.	124.21	128.42	128.42	128.42	128.42	128.42	128.42	128.42
TEA LOOSE KENYA AV.QLTY 250GM.	PKT.	110.00	145.75	115.00	104.17	112.50	122.50	120.00	130.00
COFFEE-NESCAFE 75 GM. **	BOTTLE	275.00	360.00	330.00	320.00	320.00	330.00	300.00	325.00
COLD DRINK (STANDARD SIZ)	BOTTLE	20.00	25.00	22.00	20.00	20.00	25.00	22.00	23.50

Contd.

7.11 Intercity Consumer Prices September, 2014

Description	Unit	Sialkot	Faisalabad	Jhang	Multan	Muzaffargarh	D.G. Khan	Vehari	Sargodha
FRUIT JUICE TETRA PACK	PKT.	15.00	20.00	18.00	18.00	18.00	15.00	15.00	20.00
MINERAL WATER NESTLE 1.5 LTR	BOTTLE	45.00	45.00	50.00	45.00	45.00	45.00	50.00	45.00
CIGARETTES K-2 10'S **	PKT	50.00	45.00	50.00	43.00	43.00	43.00	48.00	48.00
CIGARETTES CAPSTAN 10'S **	PKT	50.00	50.00	50.00	47.00	47.00	47.00	50.00	50.00
CIGARETTES GOLD LEAF 20'S	PKT	100.00	100.00	100.00	96.00	96.00	96.00	100.00	100.00
CIGARETTES MORVEN GOLD 20'S	PKT	50.00	50.00	50.00	47.00	47.00	47.00	50.00	50.00
BETEL LEAVES	50GM.	55.00	76.25	50.00	50.00	55.00	60.00	50.00	70.00
BETEL NUTS	KG.	300.00	310.00	420.00	290.00	275.00	225.00	335.00	290.00
LONG CLOTH 57" GUL AHMED/AL-KARAM	METER	135.00	237.50	360.00	250.00	250.00	237.50	165.00	225.00
SHIRTING AV.QLTY.	METER	175.00	125.00	300.00	210.00	190.00	175.00	155.00	140.00
PANT CLOTH W & WEAR AV.QLTY	METER	215.00	475.00	400.00	342.50	342.50	325.00	412.50	425.00
LAWN PRINTED GUL AHMED/AL-KARAM	METER	177.50	240.00	360.00	290.00	270.00	237.50	175.00	360.00
GEORGETTE AV.QLTY	METER	130.00	160.00	350.00	108.00	115.00	125.00	145.00	162.50
LINEN AV.QLTY ***	METER	140.00	140.00	250.00	230.00	210.00	137.50	160.00	135.00
HEAVY WT SUITING LAWERNCPUR AVG QLTY	METER	925.00	1375.00	1600.00	1200.00	1200.00	1200.00	1200.00	950.00
HEAVY WT SUITING LAWERNCPUR SUP QLTY	METER	950.00	1525.00	1800.00	1950.00	1950.00	1950.00	1950.00	1200.00
TROPICAL SUITING LAW.PUR	METER	800.00	1100.00	1600.00	1200.00	1200.00	700.00	1000.00	950.00
PANT BOY 24"/26" LENGTH.	EACH	380.00	400.00	550.00	380.00	365.00	550.00	525.00	400.00
SHIRT BOY 24"/26" LENGTH	EACH	355.00	277.50	450.00	310.00	290.00	350.00	275.00	275.00
SCHOOL UNI. PANT,SHIRT BOYS	SUIT	625.00	475.00	700.00	573.33	525.00	650.00	412.50	462.50
SCHOOL UNI. KAMEEZ,SHAL.BOYS	SUIT	625.00	475.00	750.00	518.00	675.00	750.00	412.50	550.00
SCHOOL UNI. KAMEEZ,SHAL.GIRL	SUIT	575.00	562.50	700.00	516.67	675.00	750.00	412.50	530.00
FROCK W/WEAR GIRLS	EACH	625.00	675.00	1200.00	1325.00	1650.00	900.00	625.00	925.00
AWAMI-SUIT W & W(BOY) 24"/26	SUIT	825.00	556.25	1100.00	775.00	775.00	950.00	587.50	750.00
AWAMI-SUIT W&W (GENTS)AV.QLTY	SUIT	950.00	837.50	1350.00	985.00	1275.00	1450.00	1150.00	1750.00
PULLOVER GENTS OXFORD/BON.	EACH	2780.00	3100.00	2880.00	2830.00	2830.00	2600.00	3275.00	3400.00
PULLOVER LADIES OXFORD/BON.	EACH	2780.00	2500.00	2300.00	2450.00	2450.00	2500.00	3275.00	2500.00
PULLOVER (GENTS) OTHERS A.QTY	EACH	650.00	687.50	600.00	950.00	825.00	500.00	575.00	875.00
SECOND-HAND COAT FOR MEN	EACH	475.00	390.00	500.00	375.00	375.00	200.00	200.00	150.00
SECONDHAND SWEETER FOR MEN DUP QLTY	EACH	287.50	212.50	150.00	212.50	175.00	50.00	95.00	150.00
SECONDHAND WINTER JACKET	EACH	325.00	375.00	500.00	280.00	262.50	150.00	212.50	250.00
UNDERWEAR AV.QLTY MEDIUM SIZE	EACH	100.00	75.00	120.00	148.33	145.00	135.00	87.50	120.00
VEST FOR MEN AV.QLTY.	EACH	112.50	110.00	130.00	126.67	145.00	110.00	115.00	110.00
VEST/SHAMEEZ (WOMEN) AVG. QLTY	EACH	125.00	112.50	180.00	159.17	135.00	155.00	95.00	90.00
SOCKS NYLON (PAKISTANI)	PAIR	65.00	65.00	70.00	92.50	82.50	90.00	77.50	110.00
BRASSIER AV.QLTY.	EACH	175.00	112.50	220.00	149.17	87.50	135.00	95.00	110.00
BRASSIER SUP QLTY	EACH	462.50	340.00	595.00	336.67	210.00	350.00	225.00	425.00
DOPATTA GEORGETTE AV.QLTY.	EACH	275.00	231.25	400.00	216.67	210.00	250.00	325.00	225.00
DOPATTA COTTON AV QLTY	EACH	225.00	171.25	220.00	210.00	205.00	250.00	195.00	250.00
CHADDAR (W/WEAR) (2x2.5 MTR)	EACH	275.00	331.25	500.00	375.00	475.00	375.00	375.00	350.00
LUNGI/DHOTI(COTTON) AVG. QLTY	EACH	195.00	262.50	350.00	228.33	265.00	325.00	287.50	275.00
HANDKERCHIEF AVG. QLTY PAK	EACH	30.00	32.50	50.00	40.00	42.50	50.00	30.00	35.00
HANDKERCHIEF SUP. QLTY PAK	EACH	42.50	55.00	80.00	52.50	57.50	72.50	60.00	50.00
GLOVES AV QLTY	PAIR	75.00	70.00	80.00	96.67	95.00	160.00	72.50	90.00
AZARBAND COTTON AVG. QLTY	EACH	10.00	13.50	15.00	13.00	13.50	20.00	15.00	17.50
SEWING THREAD/REEL(ASLI PARI)	EACH	5.00	5.50	7.00	7.00	10.00	5.00	12.00	6.50
WASHING CHARGES PAINT & SHIRT	SUIT	150.00	65.00	100.00	106.67	105.00	60.00	100.00	100.00
DRY CLEANING SUIT COAT PANT	SUIT	350.00	307.50	300.00	278.00	262.50	250.00	325.00	300.00
WASHING CH. (KAMIZ-SHALWAR)	PAIR	90.00	65.00	70.00	73.33	70.00	60.00	80.00	80.00
TAILORING SHIRT	EACH	325.00	275.00	300.00	358.33	275.00	325.00	325.00	375.00
TAILORING CHARGES PANT (MEN)	EACH	625.00	450.00	500.00	470.00	425.00	750.00	512.50	600.00
TAILORING COAT-PANT SUIT	SUIT	3250.00	3250.00	3500.00	3450.00	3350.00	3250.00	3650.00	3000.00
TAILORING AWAMI-SUIT (MALE)	SUIT	475.00	550.00	475.00	516.67	425.00	550.00	425.00	475.00
TAILORING SUIT FEMALE	SUIT	500.00	375.00	475.00	335.00	325.00	500.00	387.50	550.00
GENTS SHOES PAUL BATA	PAIR	1199.00	1199.00	1199.00	1199.00	1199.00	1199.00	1199.00	1199.00
GENTS SANDAL BATA	PAIR	699.00	699.00	699.00	699.00	699.00	699.00	699.00	699.00
GENTS SPOUNG CHAPPAL BATA	PAIR	179.00	179.00	179.00	179.00	179.00	179.00	179.00	179.00
LADIES SANDAL BATA	PAIR	499.00	499.00	499.00	499.00	499.00	499.00	499.00	499.00
LADIES SPOUNG CHAPPAL BATA	PAIR	179.00	179.00	179.00	179.00	179.00	179.00	179.00	179.00
CHILD SHOE POWER LITE BATA	PAIR	599.00	599.00	599.00	599.00	599.00	599.00	599.00	599.00
GENTS SHOE, ART 1109 SERVICE	PAIR	999.00	999.00	999.00	999.00	999.00	999.00	999.00	999.00
NYLON JOGGER 27 SIZE 2-5 ***	PAIR	1299.00	1299.00	1299.00	1299.00	1299.00	1299.00	1299.00	1299.00
CHINA FOOT WEAR AV. QLTY (MALE) *	PAIR	475.00	512.50	800.00	516.67	525.00	450.00	675.00	550.00

Contd.

7.11 Intercity Consumer Prices September, 2014

Description	Unit	Sialkot	Faisalabad	Jhang	Multan	Muzaffargarh	D.G. Khan	Vehari	Sargodha
CHINA FOOT WEAR AV. QLTY (FEMALE) *	PAIR	325.00	287.50	700.00	325.00	325.00	325.00	325.00	450.00
CHINA FOOT WEAR AV. QLTY (CHILDREN) *	PAIR	325.00	243.75	500.00	275.00	225.00	275.00	262.50	375.00
SHOE REPAIR HALF SOLE	PAIR	60.00	130.00	125.00	126.67	72.50	75.00	55.00	150.00
SHOES POLISH CHARGES AVERAGE SHOP	PAIR	10.00	15.00	20.00	17.50	17.50	20.00	15.00	17.50
HOUSE RENT (combined)	MONTH	5699.00	5215.00	4213.00	6213.00	4387.00	3741.00	4411.00	5499.00
rent 2	pm	5699.00	5215.00	4213.00	6213.00	4387.00	3741.00	4411.00	5499.00
RENT3	PM	5699.00	5215.00	4213.00	6213.00	4387.00	3741.00	4411.00	5499.00
RENT4	PM	5699.00	5215.00	4213.00	6213.00	4387.00	3741.00	4411.00	5499.00
RENT5	PM	5699.00	5215.00	4213.00	6213.00	4387.00	3741.00	4411.00	5499.00
RENT6	PM	5699.00	5215.00	4213.00	6213.00	4387.00	3741.00	4411.00	5499.00
SYNTHETIC ENEMAL ROBIALAC BALTI 3.64 LTR.	EACH	2093.00	1720.00	1850.00	2083.00	2083.00	1590.00	2087.00	1947.74
SYNTHETIC ENEMAL ICI BALTI 3.64 LTR.	EACH	2080.00	1785.00	1850.00	2077.00	2077.00	1749.00	2077.00	1938.84
CEMENT (LOCAL) SPECIFY BRAND NAME	BAG	510.00	507.00	515.00	505.00	505.00	505.00	500.00	502.50
BRICKS (NEW) IST CLASS	P/1000	8500.00	6250.00	6000.00	6000.00	5500.00	4550.00	4600.00	5900.00
CEMENT BLOCKS (6"x8"x12")	P/100	0.00	0.00	0.00	0.00	0.00	0.00	0.00	0.00
BAJREE	100CFT	5300.00	5000.00	3600.00	4866.67	3100.00	2500.00	5400.00	2900.00
SAND (BLACK PIT SAND)	K100CFT	4500.00	2500.00	2300.00	2000.00	1600.00	1800.00	1400.00	1450.00
TIMBER SHESHAM LOG IST QUALITY	cubmt.	39500.00	63558.00	38846.00	71000.00	52965.00	52900.00	42377.00	63566.00
IRON BAR (M.S. BAR) 1/2"	P/TON	78000.00	83000.00	78000.00	82500.00	81500.00	81500.00	87000.00	82000.00
CARPANTER WAGE RATE	P/DAY	700.00	600.00	800.00	725.00	625.00	725.00	575.00	650.00
MASON (RAJ) WAGE RATE	P/DAY	825.00	800.00	800.00	700.00	700.00	775.00	600.00	700.00
UNSKILLED LABOUR WAGE RATE	P/DAY	475.00	475.00	400.00	400.00	400.00	400.00	350.00	450.00
PLUMBER WAGE RSTE	P/DAY	0.00	625.00	800.00	725.00	700.00	725.00	575.00	625.00
ELECTICIAN WAGE RATE PER DAY **	P/DAY	0.00	0.00	800.00	0.00	0.00	0.00	575.00	600.00
ELECTICIAN WAGE RATE PER POINT **	P/PNT	127.50	115.00	85.00	90.00	70.00	60.00	70.00	110.00
WATER CHARGES PER HOUSE	P/MONTH	100.00	128.75	60.00	100.00	0.00	75.00	50.00	25.00
ELECT.CHARGES UPTO 50 UNITS	P/UNIT	2.00	2.00	2.00	2.00	2.00	2.00	2.00	2.00
ELECT.CHARGES 01 - 100 UNIT	P/UNIT	5.79	5.79	5.79	5.79	5.79	5.79	5.79	5.79
ELECT.CHARGES 101 - 300 UNIT	P/UNIT	9.70	9.70	9.70	9.70	9.70	9.70	9.70	9.70
ELECT.CHARGES 301 - 1000 UNIT	P/UNIT	15.27	15.27	15.27	15.27	15.27	15.27	15.27	15.27
ELECT.CHARGES ABOVE 1000 UNIT	P/UNIT	17.41	17.41	17.41	17.41	17.41	17.41	17.41	17.41
ELEC	PM	10.03	10.03	10.03	10.03	10.03	10.03	10.03	10.03
GAS CHR9 upto 3.3719 MMBTU	MMBTU	124.18	124.18	124.18	124.18	124.18	124.18	0.00	124.18
GAS CHR9 3.3719 - 6.7438 MMBTU	MMBTU	248.37	248.37	248.37	248.37	248.37	248.37	0.00	248.37
GAS CHR9 6.7438 - 10.1157 MMBTU	MMBTU	248.37	248.37	248.37	248.37	248.37	248.37	0.00	248.37
GAS CHR9 10.1157 - 13.4876 MMBTU	MMBTU	620.91	620.91	620.91	620.91	620.91	620.91	0.00	620.91
GAS	PM	620.91	620.91	620.91	620.91	620.91	620.91	0.00	620.91
GAS	PM	372.55	372.55	372.55	372.55	372.55	372.55	0.00	372.55
KEROSENE OIL	LTR	121.00	103.00	110.00	115.50	120.00	110.00	120.00	109.00
FIREWOOD WHOLE	40 KG.	600.00	600.00	500.00	545.00	525.00	450.00	490.00	475.00
CHAIR SHESHAM WOOD WITH ARMS **	EACH	1850.00	1450.00	2000.00	1450.00	1450.00	1500.00	1900.00	2000.00
CHAIR PLASTIC (CHAIRMAN) AVERAGE QUALITY	EACH	500.00	725.00	725.00	675.00	650.00	550.00	650.00	800.00
TABLE SHESHAM WOOD (4X2X5") ***	EACH	6500.00	4750.00	3500.00	4020.00	4250.00	3000.00	3000.00	3750.00
SOFASET WOODEN WITH FOAM SEAT **	SET	12500.00	17500.00	18000.00	13500.00	12250.00	16000.00	14500.00	18000.00
COT IRON (WITH NIWAR)AV.QLTY.	EACH	1550.00	1550.00	2200.00	1850.00	1750.00	1550.00	1450.00	1900.00
ALMIRAH (STEEL) 6'X3' 20 GUAGE	EACH	7900.00	9550.00	8000.00	6700.00	6750.00	9000.00	12000.00	10750.00
DINNING TABLE 6 CHAIRS A.QLTY	SET	13100.00	17500.00	25000.00	18250.00	16500.00	19500.00	21000.00	23500.00
SINGLE BED WITHOUT FOAM MED.	EACH	5500.00	4350.00	8000.00	5625.00	4900.00	4750.00	5000.00	5500.00
MATRESS SINGLE(4"THICK)	EACH	3250.00	4970.00	5240.00	5000.00	5050.00	5100.00	5100.00	4900.00
FARSHI DARI 12'X9' AV.QLTY	EACH	925.00	1125.00	2500.00	1200.00	1300.00	1000.00	1175.00	1250.00
DARI COTTON (6'x2 1/2') AV.QL	EACH	387.50	512.50	450.00	450.00	600.00	400.00	325.00	550.00
CARPET PLAIN AV. QLTY	SQFT.	35.00	57.50	35.00	31.83	30.00	25.00	29.00	37.50
QUILT (LIHAF) 3 KG. COTTON	EACH	725.00	1000.00	1200.00	956.25	725.00	500.00	775.00	1400.00
BLANKET (90" x 54")	EACH	2300.00	4750.00	4000.00	3750.00	3750.00	1800.00	3750.00	4500.00
BEDSHEET SINGLE BED SUP.QLTY	EACH	360.00	825.00	700.00	633.33	525.00	550.00	625.00	700.00
BED SHEET DOUBLE WITH TWO PILLOW COVERS SUP QLTY	SET	1100.00	1625.00	1200.00	1258.33	1150.00	900.00	1225.00	1350.00
TOWEL(3'x2') AV. QALTY	EACH	105.00	180.00	250.00	242.00	235.00	200.00	275.00	190.00
CEILING FAN 48" SUPER QLTY **	EACH	2400.00	2895.00	2850.00	3095.00	3095.00	3095.00	3095.00	3400.00
PEDESTAL FAN 22" SUPER QLTY	EACH	3300.00	4500.00	4200.00	4870.00	4750.00	4600.00	4750.00	4000.00
REFG. DAWLENCE 10 CFT. D.DOOR	EACH	34500.00	29400.00	29800.00	29700.00	29400.00	31500.00	29200.00	33000.00
D-FREEZER WAVES 8 CFT.	EACH	28400.00	28000.00	30800.00	30400.00	30400.00	27000.00	30200.00	28500.00
AIRCONDITIONER 1.5 TON PEL	EACH	30000.00	41000.00	41500.00	40000.00	40000.00	42000.00	35000.00	35000.00
SPLIT AIR CONDITIONER 1.5 TON (SPECIFY BRAND NAME)	EACH	41000.00	44000.00	48000.00	48400.00	48400.00	49500.00	42500.00	42250.00

Contd.

7.11 Intercity Consumer Prices September, 2014

Description	Unit	Sialkot	Faisalabad	Jhang	Multan	Muzaffargarh	D.G. Khan	Vehari	Sargodha
AIRCOOLER SUPER ASIA	EACH	10000.00	12000.00	13500.00	13000.00	13000.00	14500.00	14400.00	13250.00
WASHING MACHINE SINGER	EACH	15600.00	15900.00	15450.00	15600.00	15600.00	15650.00	15500.00	15900.00
SEWING MACHINE(SINGER)	EACH	5860.00	5830.00	5800.00	5860.00	6400.00	6400.00	6210.00	5810.00
GIZER LARGE SIZE 30 GALLON CAPACITY SUP QLTY	EACH	13750.00	19500.00	19500.00	19600.00	19400.00	20400.00	19400.00	19000.00
GAS BURNER DOUBLE SPFY.BRAND	EACH	1250.00	1550.00	2000.00	1475.00	1500.00	1300.00	1250.00	1750.00
ELECT. IRON PHILIPS MDL.1120	EACH	1450.00	1780.00	1500.00	2100.00	1600.00	2100.00	1500.00	2500.00
ELECTRIC JUICER FOR APPLE	EACH	6000.00	5750.00	7875.00	8400.00	8200.00	3600.00	8250.00	4250.00
S.STEEL DEGHCHI MEDIUM SIZE ***	EACH	430.00	575.00	400.00	767.50	400.00	350.00	737.50	425.00
ALUMINIUM COOKING PAN (DEGCHI) MED SIZE	EACH	460.00	475.00	550.00	296.25	285.00	350.00	565.00	475.00
NON STICK COOKING PAN (DEGCHI) SUP. QLTY	EACH	675.00	1075.00	800.00	765.71	650.00	800.00	765.00	725.00
FRYING PAN STEEL AVG. QLTY MED. SIZE	EACH	310.00	312.50	400.00	295.00	195.00	300.00	255.00	225.00
TAWA IORN (MEDIUM SIZE) AVG. QLTY	EACH	275.00	225.00	275.00	192.50	190.00	200.00	210.00	237.50
S.STEEL PLATE A.QLTY.(M.SIZE)	EACH	67.50	57.50	80.00	75.00	55.00	60.00	72.50	65.00
TABLE SPOON S.STEEL SUP.QLTY.	DOZEN	305.00	325.00	350.00	275.83	245.00	350.00	390.00	400.00
WATER SET JUG+6 GLASSES (OMROC)	SET	737.50	725.00	450.00	400.00	425.00	350.00	390.00	800.00
TEA SET PAK. CHINAWARE 21 PCS.	SET	1025.00	1500.00	2000.00	1637.50	1825.00	2000.00	2050.00	1900.00
DINNER SET PLASTIC 72 PIECES SUPERIOR QLTY	SET	2750.00	8250.00	4500.00	4675.00	4750.00	5250.00	5500.00	5250.00
HOTPOT SET PLASTIC 3 PCS.	SET	825.00	1212.50	1350.00	1275.00	1050.00	1600.00	1425.00	1300.00
BUCKET(BALTI) PLASTIC MED.SIZ	EACH	205.00	325.00	300.00	290.00	255.00	350.00	312.50	375.00
LOTA PLASTIC (MED SIZE) AVERAGE QUALITY	EACH	35.00	40.00	50.00	46.67	55.00	50.00	52.50	45.00
PRESURE COOKER 4 LTR.	EACH	912.50	1250.00	1620.00	1650.00	1650.00	1000.00	1575.00	1250.00
WATER COOLER 9/10 LTR.PLASTIC ***	EACH	400.00	675.00	900.00	513.00	525.00	600.00	575.00	675.00
THERMOS STARVAC 1 LTR	EACH	600.00	431.25	450.00	425.00	390.00	370.00	462.50	450.00
BULB PHILIPS 100-WATTS	EACH	25.00	25.00	30.00	30.00	30.00	30.00	30.00	27.50
TUBE LIGHT PHILIPS 40 WATTS	EACH	95.00	97.50	95.00	100.00	100.00	95.00	99.00	100.00
ELECTRIC BLUBS "0" WATTE LOCAL	EACH	20.00	20.00	20.00	20.00	20.00	20.00	20.00	20.00
ELECTRIC BLUB ENERGY SAVER 14 WATTS	EACH	155.00	162.50	140.00	165.00	165.00	165.00	170.00	165.00
WASHING SOAP 250 GMS SPECIFY BRAND NAME	EACH	20.00	25.00	20.00	22.00	20.00	25.00	40.00	40.00
SURF EXCEL 400 GMS POLY BAG	EACH	125.00	125.00	125.00	125.00	125.00	125.00	125.00	125.00
WASHING POWDER 1000 GRM	EACH	185.00	185.00	185.00	185.00	185.00	185.00	185.00	185.00
WASHING POWDER (WHEEL/ BONUS) 100 GRAMS	EACH	85.00	95.00	95.00	95.00	95.00	90.00	95.00	95.00
CLEANSER POWDER VIM 1000 GM	PKT.	66.67	72.22	72.22	72.22	72.22	72.22	72.22	77.78
FINIS 500 ML	BOTTLE	193.75	185.00	185.00	185.00	185.00	195.00	150.00	225.00
PHNYLE TYPHONE/FINIS/CARRANITE 3 LITRES	BOTTLE	120.00	145.00	130.00	150.00	150.00	150.00	145.00	145.00
HARPIC	BOTTLE	130.00	130.00	130.00	135.00	135.00	135.00	135.00	135.00
BOOT POLISH CHERRY/KIWI 50ML	EACH	100.00	100.00	100.00	100.00	100.00	100.00	100.00	100.00
ROBIN BLUE (35 GRAMS)	PKT.	40.00	45.00	45.00	45.00	45.00	45.00	45.00	45.00
TISSU PAPER PERFUMED 100 PCS.	PKT	90.00	90.00	90.00	95.00	95.00	90.00	95.00	105.00
TOILET PAPER ROLL (R.PETEL)	P/ROLL	35.00	38.00	38.00	38.00	38.00	38.00	38.00	38.00
BOOT POLISH LIQUID CHEERY BLOSSOM KIWI 75 ML	BOTTLE	120.00	140.00	140.00	140.00	140.00	140.00	140.00	130.00
MATCH BOX SMALL	EACH	2.00	1.50	2.00	1.50	1.50	2.00	2.00	2.00
DRY CELL 1.5 VOLT(LOCAL)	EACH	15.00	25.00	25.00	25.00	25.00	23.00	25.00	22.50
HAND STITCHING NEEDLE M.SIZE	PACKET	10.00	9.00	10.00	10.00	10.00	5.00	10.00	10.00
SEWING MACHINE NEEDLE (SINGER)	EACH	8.00	7.00	6.00	8.60	8.60	5.00	5.00	5.00
HOUSEHOLD SERVANT FEMALE P/T	P/MNTH	1050.00	2250.00	2200.00	1500.00	1200.00	1350.00	1500.00	3250.00
MARRIAGE HALL WITH FURNITURE	P/HEAD	77.50	130.00	150.00	84.17	72.50	110.00	95.00	150.00
SEPTRAN TABLETS	10TAB.	15.00	15.00	15.00	16.00	16.00	16.10	15.00	15.00
BRUFEN TABS 200-MG.	10TAB.	10.00	10.00	10.00	10.00	10.00	10.00	10.00	10.00
PANADOL TAB. EXTRA/PLAIN	10TAB.	10.00	10.00	10.00	10.00	10.00	10.00	10.00	10.00
DISPRIN TAB.	10TAB.	10.00	10.00	10.00	10.00	10.00	10.00	10.00	10.00
TRISIL TAB.	10 TAB	10.00	10.00	10.00	10.00	10.00	10.00	10.00	10.00
FLAGYL TAB. 200 MG.	10TAB.	10.00	10.00	10.00	10.00	10.00	10.00	10.00	10.00
VENTOLIN TAB. 2MG.	10TAB.	9.00	9.00	9.00	9.00	9.00	9.00	9.00	9.00
DAONIL TAB. 5 MG.	10TAB.	17.00	17.00	17.00	17.00	17.00	17.00	17.00	17.00
ENTOX TAB.	10TAB.	10.00	10.00	10.00	10.00	10.00	10.00	10.00	10.00
RENITEC TAB. 5 MG.	10TAB.	59.00	59.00	59.00	59.00	59.00	59.00	59.00	59.00
CAC. 1000 TAB	BOTTLE	122.00	122.00	122.00	122.00	122.00	122.00	122.00	122.00
AMOXIL CAPSOLE 250 MG.S	10CAP.	36.00	36.00	36.00	36.00	36.00	36.00	36.00	36.00
CALCIUM SYRUP SANDOZ	BOTTLE	64.00	64.00	64.00	64.00	64.00	64.00	64.00	64.00
LEDERPLEX SYRUP	BOTTLE	35.00	35.00	35.00	35.00	35.00	35.00	35.00	35.00
SANCOS SYRUP (50 ML.)	BOTTLE	30.00	30.00	30.00	30.00	30.00	30.00	30.00	30.00
PHENERGAN SYRUP 120 ML.	BOTTLE	33.00	33.00	33.00	33.00	33.00	33.00	33.00	33.00
CALPOL SYRUP 60 ML.	BOTTLE	28.00	28.00	28.00	28.00	28.00	28.00	28.00	28.00

Contd.

7.11 Intercity Consumer Prices September, 2014

Description	Unit	Sialkot	Faisalabad	Jhang	Multan	Muzaffargarh	D.G. Khan	Vehari	Sargodha
HYDRYLLIN SYRUP 120 ML.	BOTTLE	59.00	59.00	65.00	65.00	65.00	65.00	65.00	65.00
POLYFAX EYE OINTMENT	TUBE	21.00	21.00	21.00	21.00	21.00	21.00	21.00	21.00
BETNESOL EYE DROPS	BOTTLE	33.89	33.89	33.89	33.89	33.89	33.89	33.89	33.89
EAR DROPS (CARDISPORINE) ***	BOTTLE	21.00	21.00	21.00	21.00	21.00	21.00	21.00	21.00
BETNOVATE-N OINTMENT 5 GMS	TUBE	16.00	16.00	16.00	16.00	16.00	16.00	16.00	16.00
BURNOL CREAM 30 GRM	TUBE	16.00	16.00	16.00	16.00	16.00	16.00	16.00	16.00
VICKS VAPORUB/BALM	BOTTLE	36.00	36.00	36.00	36.00	36.00	36.00	36.00	36.00
GLYCRINE SMALL BOTTLE	BOTTLE	17.50	20.00	30.00	18.00	18.00	20.00	15.00	20.00
JOUHAR JOSHANDA	PKT.	6.00	6.00	6.00	7.00	7.00	6.00	7.00	7.00
GALXOS-D (450 GRMS)	PKT.	151.88	168.75	168.75	168.75	168.75	157.50	157.50	157.50
GRIPE-WATER WOODWARDS	BOTTLE	50.00	50.00	50.00	50.00	50.00	50.00	50.00	50.00
SANIPLAST ONE PUTTY	EACH	1.40	2.00	2.00	1.40	1.40	1.40	2.00	2.00
O.R.S. (NIMCOL)	PKT.	15.00	17.00	15.00	17.00	17.00	17.00	15.00	15.00
DETTOL (MEDIUM)	BOTTLE	46.80	46.80	46.80	46.80	46.80	46.80	46.80	46.80
COTTON BANDAGE 2" - 4"	EACH	5.00	7.50	8.25	7.00	10.00	7.00	8.00	5.00
THERMOMETER CHINA	EACH	40.00	42.50	35.00	42.50	57.50	40.00	45.00	45.00
DOCTOR (MBBS) CLINIC FEE	P/PAT.	100.00	90.00	300.00	100.00	100.00	100.00	100.00	150.00
URINE TEST (DR) CHARGES	P/TEST	150.00	55.00	60.00	68.75	55.00	70.00	50.00	50.00
BLOOD TEST (CP) CHARGES	P/TEST	350.00	225.00	200.00	290.00	225.00	200.00	237.50	175.00
SUGAR TEST (RANDOM/FASTING BOTH) CHARGES	P/TEST	200.00	180.00	120.00	122.50	100.00	100.00	60.00	90.00
ECG CHARGES	P/TEST	150.00	200.00	200.00	300.00	110.00	275.00	150.00	225.00
X-RAY (CHEST) CHARGES	P/X-RAY	200.00	350.00	350.00	250.00	185.00	300.00	200.00	275.00
CAR SUZUKI 800 CC (W/O. A/C)	EACH	625000.00	652800.00	640000.00	655400.00	0.00	651800.00	651800.00	625000.00
CAR SUZUKI 1000 CC	EACH	1078300.00	1092800.00	1059000.00	1082800.00	0.00	1077300.00	1076800.00	1050000.00
CAR TOYOTA 1300 CC	EACH	1561500.00	1520500.00	1770500.00	1645500.00	0.00	1686000.00	0.00	1589500.00
CAR HONDA CIVIC	EACH	2027500.00	0.00	1700000.00	2072000.00	0.00	0.00	0.00	2142000.00
MOTORCYCLE HONDA CD-70.	EACH	69900.00	69900.00	69900.00	69900.00	69900.00	69900.00	69900.00	69900.00
MOTORCYCLE YAMAHA 100CC.	EACH	79300.00	79300.00	79300.00	80000.00	80000.00	79300.00	79500.00	79500.00
MOTOR CYCLE HERO 70 CC	EACH	45000.00	47500.00	44500.00	47500.00	0.00	45000.00	43000.00	42500.00
BICYCLE WITH TYRES & TUBES	EACH	6900.00	7600.00	8200.00	7500.00	7500.00	7750.00	7550.00	7250.00
TYRE CAR WITH TUBE GENERAL	EACH	3000.00	3650.00	4300.00	2800.00	2900.00	2800.00	3800.00	3750.00
TYRE MOTOR CYCLE WITHOUT TUBE	EACH	1120.00	1250.00	1250.00	970.00	990.00	850.00	1165.00	1150.00
TYRE CYCLE SPECIFY BRAND NAME	EACH	337.50	425.00	360.00	365.00	370.00	320.00	372.50	400.00
TYRE CAR W/O TUBE	EACH	2900.00	3600.00	4000.00	2800.00	0.00	2800.00	2965.00	3250.00
PETROL SUPER	LITRE	106.90	106.90	106.90	106.90	106.90	106.90	106.90	106.90
HIGH SPEED DIESEL HSD	LITRE	108.34	108.34	108.34	108.34	108.34	108.34	108.34	108.34
CNG	K.G.	71.50	71.50	0.00	71.50	71.50	0.00	0.00	0.00
GAS CYLINDER STAND. SIZE	EACH	1375.00	1350.00	1500.00	1540.00	1540.00	1400.00	1300.00	1450.00
MOTOR CYCLE SERVICE CHARGES	EACH	175.00	225.00	270.00	230.00	240.00	200.00	190.00	275.00
CAR SERVICE CHARGES	EACH	375.00	300.00	250.00	275.00	225.00	225.00	250.00	325.00
TYRE PUNCTURE CHARGES	EACH	75.00	70.00	50.00	70.00	65.00	30.00	45.00	50.00
CYCLE OVERHAULING CHARGES	EACH	337.50	275.00	400.00	281.00	290.00	275.00	195.00	325.00
CAR TAX FOR 800CC TO 1300CC	YEARLY	2650.00	2650.00	2650.00	2650.00	2650.00	2650.00	2650.00	2650.00
TRAIN FARE ECO. 1-100 KM.	P/KM.	0.71	0.71	0.71	0.71	0.71	0.71	0.71	0.71
TRAIN FARE ECO. 101-500 KM.	P/KM.	1.02	1.02	1.02	1.02	1.02	1.02	1.02	1.02
TRAIN FARE ECO. > 500 KM.	P/KM.	0.93	0.93	0.93	0.93	0.93	0.93	0.93	0.93
TRAIN FARE IST SLP. 1-100KM	P/KM.	2.18	2.18	2.18	2.18	2.18	2.18	2.18	2.18
TRAIN FARE IST SLP.101-500 KM	P/KM.	2.69	2.69	2.69	2.69	2.69	2.69	2.69	2.69
TRAIN FARE IST SLP. > 500 KM	P/KM.	2.07	2.07	2.07	2.07	2.07	2.07	2.07	2.07
TRAIN FARE A/C SLP. 1-100KM.	P/KM.	5.99	5.99	5.99	5.99	5.99	5.99	5.99	5.99
TRAIN FARE A/C SLP.101-500KM	P/KM.	4.77	4.77	4.77	4.77	4.77	4.77	4.77	4.77
TRAIN FARE A/C SLP > 500KM.	P/KM.	4.32	4.32	4.32	4.32	4.32	4.32	4.32	4.32
PLATEFORM TICKET	EACH	10.00	10.00	10.00	10.00	10.00	10.00	10.00	10.00
AUTO RICKSHAW FARES	KM/MIN	60.00	65.00	50.00	30.00	30.00	80.00	35.00	60.00
FULL TONGA CHARGES	KM/MIN	60.00	75.00	80.00	49.38	50.00	56.00	0.00	0.00
TAXI 4 SEATER FARE	KM/MIN	100.00	60.00	100.00	100.00	100.00	50.00	50.00	50.00
BUS FARE MIN (WITHIN CITY)	TICKET	0.00	15.00	0.00	13.00	0.00	0.00	0.00	15.00
BUS FARE MAX (WITHIN CIT	TICKET	0.00	30.00	0.00	26.00	0.00	0.00	0.00	27.50
BUS FARE OUTSIDE CITY	P/KM.	1.00	1.00	1.00	1.00	1.00	1.00	1.00	1.00
A/C BUS FARE OUTSIDE CITY	P/KM.	1.11	1.74	1.63	1.40	1.40	1.40	1.45	2.00
MINIBUS FARE MIN.WITH IN CITY	TICKET	0.00	0.00	0.00	16.00	0.00	0.00	0.00	0.00
MINIBUS FARE MAX.WITH IN CITY	TICKET	0.00	0.00	0.00	31.00	0.00	0.00	0.00	0.00
SUZUKI FARE MIN.WITH IN CITY	TICKET	15.00	15.00	15.00	13.00	0.00	8.00	0.00	15.00

Contd.

7.11 Intercity Consumer Prices September, 2014

Description	Unit	Sialkot	Faisalabad	Jhang	Multan	Muzaffargarh	D.G. Khan	Vehari	Sargodha
SUZUKI FARE MAXIMUM W.IN CITY	TICKET	20.00	27.50	20.00	26.00	0.00	8.00	0.00	20.00
AIR FARE ECONOMY CLASS.	P/KM.	16.03	18.20	0.00	18.20	0.00	16.41	0.00	16.41
POSTAL ENVELOPE DOMESTIC	EACH	8.00	8.00	8.00	8.00	8.00	8.00	8.00	8.00
ENVELOPE FOR SAUDI ARABIA	EACH	50.00	50.00	50.00	50.00	50.00	50.00	50.00	50.00
POSTAL REGISTRATION CHARGES	EACH	28.00	28.00	28.00	28.00	28.00	28.00	28.00	28.00
U.M.S. REG CHARGES MIN.	EACH	58.00	58.00	58.00	58.00	58.00	58.00	59.00	58.00
T.C.S. CH. MIN.WITH IN ZONE	EACH	110.00	110.00	110.00	110.00	110.00	110.00	110.00	110.00
TELEPHONE CHARGES LOCAL CALL	P/CALL	3.94	3.94	3.94	3.94	3.94	3.94	3.94	3.94
TEL CHARGES OUT SIDE CITY	P/CALL	3.94	3.94	3.94	3.94	3.94	3.94	3.94	3.94
INTERNET CHARGES	P/HOUR	25.00	22.50	40.00	17.50	17.50	20.00	50.00	50.00
MOBILE CELL CHARGES	P/UNIT	3.06	3.00	3.00	3.00	4.00	3.00	3.00	3.00
FAX CHARGES (LOCAL)	P/PAGE	10.00	12.50	30.00	10.00	15.00	15.00	20.00	20.00
TELEPHONE SET AV. QLTY	EACH	300.00	475.00	900.00	775.00	450.00	900.00	975.00	825.00
MOBILE SET NOKIA/SONY/ERICSON/SAMSUNG WITHOUT CAMERA	EACH	2600.00	2200.00	2600.00	3200.00	3200.00	2600.00	3200.00	2150.00
T.V. 20" COLORED WEGA H-A21.	EACH	20000.00	24500.00	16500.00	23500.00	23500.00	23500.00	19000.00	22000.00
T.V 20" COLOR CHINA/KORIA)	EACH	13500.00	16350.00	11900.00	14500.00	15000.00	14900.00	6650.00	6850.00
V.C.P. PANASONIC/LG/NAT	EACH	5450.00	5750.00	0.00	5000.00	0.00	5000.00	0.00	0.00
DVD/VCD PLAYER PANASONIC/LG	EACH	4500.00	4000.00	4000.00	4420.00	4200.00	4000.00	4100.00	5500.00
RADIO WITH C.PLAYER NATIONAL	EACH	2250.00	2175.00	1650.00	3333.33	0.00	3000.00	1500.00	4500.00
PERSONNEL COMPUTER (BRANDED)	EACH	35000.00	38820.00	45000.00	48200.00	48200.00	35000.00	40000.00	25000.00
VID. CASSETTE BLK. TDK/SONY	EACH	100.00	150.00	0.00	180.00	170.00	150.00	190.00	165.00
COM. C.D. (TDK/IMATION)	EACH	42.50	67.50	40.00	60.00	50.00	60.00	95.00	45.00
TAPE RECORDER CASSETTE BLANK	EACH	30.00	65.00	60.00	50.00	42.50	40.00	75.00	50.00
VIDEO GAME SEGA 16 BYTE	EACH	1250.00	1500.00	1150.00	1300.00	0.00	1600.00	1050.00	0.00
CINEMA A/C. HIGH CLASS	TICKET	40.00	150.00	0.00	150.00	0.00	0.00	0.00	100.00
CINEMA NON-A/C HIGH CLASS	TICKET	40.00	100.00	50.00	80.00	40.00	35.00	0.00	0.00
CABLE CHARGES	PER MONT	250.00	300.00	300.00	300.00	250.00	350.00	300.00	250.00
TV.LICENCE FEE DOMESTIC	YEARLY	420.00	420.00	420.00	420.00	420.00	420.00	420.00	420.00
ENGLISH BOOK CLASS V1	EACH	77.00	77.00	77.00	77.00	77.00	77.00	77.00	77.00
ENGLISH BOOK CLASS IX OR X	EACH	129.00	129.00	129.00	129.00	129.00	129.00	129.00	129.00
ENG. BOOK IST.YR COMPLETE SET	EACH	82.00	82.00	82.00	82.00	82.00	82.00	82.00	82.00
ENGLISH BOOK BA/B.SC	EACH	178.00	178.00	178.00	178.00	178.00	178.00	178.00	178.00
URDU BOOK CLASS V (T.B.BORD)	EACH	70.00	70.00	70.00	70.00	70.00	70.00	70.00	70.00
URDU BOOK CLASS IX/X(T.B.B)	EACH	137.00	137.00	137.00	137.00	137.00	137.00	137.00	137.00
URDU BOOK IST.YEAR/INTER	EACH	51.00	51.00	51.00	51.00	51.00	51.00	51.00	51.00
URDU BOOK BA/B.SC	EACH	140.00	140.00	140.00	140.00	140.00	140.00	140.00	140.00
MATHS BOOK CALSS V (T.B.B)	EACH	84.00	84.00	84.00	84.00	84.00	84.00	84.00	84.00
MATHS BOOK CLASS IX OR X	EACH	236.00	236.00	236.00	236.00	236.00	236.00	236.00	236.00
MATHS BOOK IST.YEAR (T.B.B)	EACH	156.00	156.00	156.00	156.00	156.00	156.00	156.00	156.00
PAKISTAN STUDIES BOOK BA/B.SC	EACH	125.00	125.00	125.00	125.00	125.00	125.00	125.00	125.00
DAILY "DAWN"	P/COPY	19.00	19.00	19.00	19.00	19.00	19.00	19.00	19.00
DAILY "JANG"	P/COPY	12.00	12.00	12.00	12.00	12.00	12.00	12.00	12.00
DAILY "NAWA-E-WAQT"	P/COPY	12.00	12.00	12.00	12.00	12.00	12.00	12.00	12.00
WEEKLY "AKHBAR-E-JAHAN"	P/COPY	55.00	55.00	55.00	55.00	55.00	55.00	55.00	55.00
WEEKLY "MAG"	P/COPY	45.00	45.00	45.00	45.00	45.00	45.00	45.00	45.00
MONTHLY "NAUNEHAL DIGEST"	P/COPY	35.00	35.00	35.00	35.00	35.00	35.00	35.00	35.00
PAPER FOOLSCAPE (27"x17")	QUIRE	30.00	45.00	55.00	37.50	32.50	27.50	47.50	55.00
EXERCISE.BOOK LINED 80/100 PGS	EACH	80.00	57.50	60.00	32.50	27.50	27.50	42.50	60.00
PENCILGOLDFISH/DEER	EACH	7.00	6.00	6.00	6.50	6.00	6.00	6.00	6.00
PEN INK DOLLOR 57 ML BOTTLE	EACH	25.00	20.00	20.00	20.00	20.00	20.00	20.00	20.00
PHOTOSTATE PAPER 70 GM	PRT	275.00	345.00	325.00	267.50	330.00	360.00	285.00	365.00
BALL PEN (local)	EACH	5.00	5.00	6.00	5.50	6.00	6.00	5.00	7.00
FOUNTAIN PEN HERO/WINGS/CHINA	EACH	40.00	50.00	50.00	45.00	37.50	35.00	50.00	47.50
PRIVATE SCHOOL FEE ENGLISH MED. AVG. STAND. (CLASS I)	P/MONTH	700.00	1600.00	1275.00	1733.33	687.50	1300.00	1125.00	900.00
PRIVATE SCHOOL FEE ENGLISH MED. AVG. STAND. (CLASS V)	P/MONTH	800.00	1800.00	1275.00	1808.33	812.50	1350.00	1125.00	1250.00
PRIVATE SCHOOL FEE ENGLISH MED. AVG. STAND. (CLASS VI)	P/MONTH	900.00	1800.00	1400.00	1866.67	900.00	1400.00	1350.00	1350.00
PRIVATE SCHOOL FEE ENGLISH MED. AVG. STAND. (CLASS X)	P/MONTH	1000.00	2000.00	1500.00	2200.00	1150.00	2250.00	1425.00	1750.00
PRIVATE MEDICLLE COLLEGE FEE MBBS (IST YEAR)	P/MONTH	0.00	25000.00	0.00	48750.00	0.00	0.00	0.00	0.00
PRIVATE ENGINEERING COLLEGE FEE (ISTR YEAR)	P/MONTH	0.00	3200.00	0.00	0.00	0.00	0.00	0.00	0.00
GOVT. COLLEGE FEE IST. YEAR	MONTH	50.00	50.00	50.00	50.00	50.00	50.00	50.00	50.00
GOVT. COLLEGE FEE 4TH. YEAR	MONTH	60.00	60.00	60.00	60.00	60.00	60.00	60.00	60.00
GOVT. UNIVERSITY FEE MSC.	MONTH	0.00	70.00	115.00	217.00	217.00	330.00	183.33	80.00
GOVT. MED. COLLEGE FEE MBBS	MONTH	0.00	1250.00	0.00	1250.00	873.00	1250.00	0.00	0.00

Contd.

7.11 Intercity Consumer Prices September, 2014

Description	Unit	Sialkot	Faisalabad	Jhang	Multan	Muzaffar- garh	D.G. Khan	Vehari	Sargodha
GOVT. ENGG. COLL. FEE I YEAR	MONTH	0.00	3200.00	0.00	1666.67	500.00	0.00	0.00	600.00
COACHING FEE FOR CLASS IX/X	P/MONTH	550.00	1200.00	1200.00	800.00	500.00	500.00	1200.00	400.00
COACHING CHARGES FOR CLASS IST YEAR/INTER (SCIENCE)	P/MONTH	1900.00	1700.00	1800.00	1200.00	900.00	1500.00	1800.00	900.00
COACHING CHARGES FOR CLASS IST YEAR/INTER (COMMERCE)	P/MONTH	2400.00	1375.00	1800.00	1133.33	900.00	1000.00	1500.00	600.00
I.T. TUITION FEES	P/MONTH	0.00	1550.00	1000.00	1133.00	0.00	2000.00	2583.00	1500.00
MBA TUITION FEES	P/MONTH	0.00	15000.00	0.00	6666.67	0.00	2000.00	2583.00	1916.66
BREAD TANDOORI ST. SIZE	EACH	7.00	6.00	6.00	6.00	6.00	5.00	5.00	6.50
COOKED MUTTON (AV. HOTEL)	PLATE	125.00	135.00	140.00	105.00	110.00	95.00	120.00	200.00
COOKED BEEF (AV. HOTEL)	PLATE	62.50	72.50	70.00	70.00	80.00	65.00	70.00	95.00
COOKED DAL (AV. HOTEL)	PLATE	32.50	42.50	60.00	32.50	45.00	35.00	40.00	40.00
CHICKEN BIRYANI FULL/DOUBLE	PLATE	120.00	120.00	180.00	122.50	80.00	85.00	145.00	120.00
TEA PREPARED (ORDINARY)	CUP	15.00	20.00	15.00	20.00	17.50	20.00	15.00	18.50
HAIRCUT CHARGES FOR MEN	P/CUT	50.00	62.50	50.00	58.33	47.50	50.00	65.00	70.00
BEAUTY PORL HAIR STYL CHARGE	P/STY.	160.00	212.50	120.00	192.50	190.00	175.00	262.50	200.00
SHAVING CHARGES	PER SHV	30.00	32.50	25.00	30.00	27.50	30.00	30.00	50.00
LIPSTICK S.MISS/MEDORA	EACH	90.00	110.00	110.00	110.00	110.00	110.00	110.00	110.00
NAIL POLISH S.MISS/MEDORA	EACH	52.50	105.00	100.00	95.00	95.00	55.00	60.00	110.00
PERFUME MED.SIZE MEDORA/BROACH	EACH	180.00	180.00	180.00	110.00	110.00	180.00	180.00	180.00
HAIR-OIL AMLA/CHAMBELI	BOTTLE	100.00	120.00	110.00	110.00	110.00	100.00	110.00	110.00
TOILET SOAP LUX 95 GRAMS	EACH	40.38	40.38	40.38	40.38	40.38	40.38	40.38	40.38
TOILET SOAP LIFEBOUY 140 GRM	EACH	36.00	36.00	36.00	36.00	36.00	36.00	36.00	36.00
TOILET SOAP SAFEGUARD BATH SIZE	EACH	46.00	48.00	48.00	48.00	48.00	48.00	48.00	48.00
TOOTHPASTE MACKLINES 70 GRM	EACH	50.00	50.00	50.00	50.00	50.00	50.00	50.00	50.00
TOOTHPAST MED SIZE CLGATE 70 GMS	EACH	60.67	60.67	60.67	56.00	56.00	56.00	60.67	60.67
TOOTHBRUSH SHEILD A/PLAQUE	EACH	40.00	60.00	55.00	30.00	25.00	35.00	35.00	37.50
TOOTHPOWDER DENTONIC 90 GRM	EACH	25.00	25.00	25.00	25.00	25.00	28.00	25.00	25.00
HAIR-COLOUR BEGIN (6 GMS)	EACH	90.00	90.00	95.00	95.00	95.00	95.00	95.00	95.00
HAIR COLOUR (KALAKOLA)	BOTTLE	120.00	120.00	120.00	120.00	120.00	120.00	120.00	120.00
FACECREAM PONDS (MEDIUM)	EACH	105.00	105.00	110.00	110.00	110.00	110.00	105.00	110.00
TALC POWDER VICE ROAY,B.CAT	EACH	120.00	150.00	130.00	135.00	135.00	135.00	140.00	150.00
BLADE TREET ORDINARY 10'S	PKT.	30.00	30.00	30.00	29.67	30.00	35.00	35.00	40.00
BLADE 7-O-CLOCK STAIN. 5'S	PKT.	30.00	30.00	35.00	30.00	30.00	35.00	30.00	30.00
SHAMPOO SUNSILK/PAINTIN 100 ML	BOTTLE	110.00	110.00	110.00	110.00	110.00	110.00	110.00	110.00
BEAUTY CREAM (FAIR & LOVELY)	EACH	85.00	65.00	155.00	155.00	155.00	115.00	155.00	155.00
HAIR REMOVING CREAM (EU-CREAM)	TUBE	55.00	55.00	60.00	60.00	60.00	60.00	60.00	60.00
GEL MEDIUM SIZE	BOTTLE	65.00	95.00	60.00	90.00	90.00	130.00	60.00	85.00
DISPOSABLE RAZOR GILLET-II	EACH	35.00	37.50	40.00	35.00	35.00	35.00	40.00	40.00
SHAVING CREAM TOUCH-ME/ADM.	EACH	50.00	55.00	60.00	60.00	60.00	60.00	60.00	60.00
GOLD TEZABI 24 CT	10 GM.	40720.00	41900.00	40550.00	40724.00	40724.00	40295.00	40637.00	41838.00
SILVER TEZABI 24 CT	10 GM.	688.00	660.00	630.00	634.00	634.00	643.00	645.00	643.00
ARTIFICIAL JEWELLARY SET	SET	187.50	575.00	350.00	631.25	525.00	450.00	525.00	550.00
WRIST WATCH GENTS CITIZEN (ORIGINAL) ***	EACH	2450.00	4750.00	5000.00	2500.00	2600.00	2500.00	3500.00	7000.00
WRIST WATCH LADIES CITIZEN (ORIGINAL) ***	EACH	2450.00	4750.00	5000.00	2500.00	2500.00	2500.00	3500.00	7000.00
WALL CLOCK QUARTZ AV.QLTY	EACH	310.00	450.00	1000.00	400.00	325.00	450.00	525.00	500.00
SUITCASE REXIN (24"x16"x6")	EACH	692.50	950.00	800.00	775.00	725.00	1200.00	810.00	1750.00
TRUNK MEDIUM SIZE ***	EACH	1325.00	1250.00	1000.00	1191.67	1225.00	1500.00	962.50	1650.00
PURSE LADIES (LEATHER) AVERAGE QUALITY	EACH	450.00	425.00	900.00	1050.00	1050.00	450.00	512.50	550.00

7.11 Intercity Consumer Prices September, 2014

Description	Unit	Mianwali	Bahawal-pur	Bahawal-nagar	R.Y. Khan	Karachi	Hyder-abad	Nawab-shah	Mirpur-khas
WHEAT	10 KG.	350.00	338.75	332.00	335.00	340.00	350.00	360.00	325.00
WHEAT FLOUR FINE/SUPERIOR.	KG.	45.00	41.50	40.00	40.00	48.62	49.00	43.00	48.00
WHEAT FLOUR AVG. QLTY	KG.	40.00	40.00	38.50	39.00	42.31	42.00	39.00	40.00
WHEAT FLOUR BAG	10 KG.	410.00	400.00	370.00	390.00	443.08	420.00	420.00	400.00
MAIDA	KG.	52.00	50.00	50.00	50.00	53.08	49.38	50.00	48.00
SUJI	KG.	55.00	50.00	50.00	50.00	53.08	49.38	60.00	48.00
BESAN AV. QLTY.	KG.	70.00	80.00	80.00	70.00	83.08	80.00	80.00	70.00
RICE BASMATI SUP. QLTY.	KG.	145.00	135.00	147.50	150.00	173.08	130.00	140.00	130.00
RICE BASMATI 385/386	KG.	100.00	120.00	80.00	90.00	103.08	76.88	85.00	80.00
RICE BASMATI BROKEN AV.QLTY	KG.	80.00	62.50	60.00	80.00	81.54	77.50	75.00	54.00
RICE IRRI-6 (SINDH/PUNJAB)	KG.	60.00	52.50	47.50	40.00	61.54	50.00	43.00	40.00
VERMICELLI	KG.	100.00	75.00	80.00	80.00	81.54	80.00	80.00	85.00
BREAD PLAIN MEDIUM SIZE	EACH	40.00	45.00	40.00	35.00	45.00	44.00	48.00	45.00
RUSK (PAPAY)	KG.	200.00	190.00	190.00	200.00	186.15	160.00	200.00	140.00
BISCUITS-PACKED	PKT	35.00	35.00	35.00	35.00	35.00	35.00	35.00	35.00
BISCUIT-BAKERY (LOOSE)	250 GM	80.00	85.00	70.00	75.00	71.54	63.75	90.00	50.00
CORNFLAKS FAUJI 225 GM.	PKT	166.50	175.50	171.00	176.40	162.00	166.50	166.50	160.00
SAMOSAS (VEGATABLE)	EACH	20.00	10.00	20.00	15.00	12.92	10.00	6.00	8.00
PASTRY AV.QLTY.	EACH	30.00	30.00	30.00	30.00	14.62	18.00	20.00	12.00
PATTIES (VEGATABLES)	EACH	30.00	20.00	25.00	25.00	14.62	10.50	6.00	12.00
NIMCO	250 GM	80.00	60.00	80.00	80.00	81.54	52.50	90.00	55.00
CHIPS	250 GM	80.00	70.00	140.00	128.00	96.54	70.00	90.00	55.00
BEEF WITH BONE AV.QLTY.	KG	280.00	265.00	260.00	250.00	346.15	300.00	350.00	240.00
MUTTON AV.QLTY.	KG	500.00	562.50	500.00	500.00	659.23	575.00	550.00	550.00
CHICKEN FARM BROILER (LIVE)	KG	130.00	116.00	150.00	150.00	151.54	140.00	150.00	120.00
FISH-RAHU MEDIUM SIZE	KG	300.00	275.00	300.00	300.00	315.38	300.00	350.00	275.00
MILK FRESH (UNBOILED)	LTR.	60.00	60.00	60.00	60.00	84.00	80.00	80.00	70.00
CURD	KG.	80.00	70.00	75.00	80.00	120.00	106.00	100.00	80.00
MILK TETRA PACK 1/2 LTR.	PKT.	60.00	60.00	60.00	60.00	60.00	50.00	55.00	50.00
LACTOGEN 400 GRAMS	PKT.	425.00	425.00	425.00	425.00	425.00	425.00	415.00	400.00
POWDER MILK NIDO 400GM.	PKT	345.00	350.00	350.00	350.00	350.00	350.00	340.00	325.00
MILK POWDER LOOSE/PACKED	KG.	425.00	475.00	550.00	550.00	540.00	562.50	550.00	480.00
BUTTER LOCAL PACKED	50 GM.	40.00	35.00	15.00	27.00	24.00	27.00	40.00	25.00
EGGS FARM	DOZ	104.00	102.00	100.00	104.00	112.92	110.00	90.00	100.00
MUSTARD OIL AV.QLTY.	KG.	180.00	160.00	180.00	200.00	176.54	160.00	170.00	140.00
COOKING OIL (DALDA)	2.5LTR	540.00	540.00	530.00	530.00	545.00	545.00	540.00	550.00
COOKING OIL (PAKWAN) OTHER BRAND SPECIFY	2.5 LTR	540.00	535.00	530.00	530.00	525.00	545.00	500.00	540.00
VEGETABLE GHEE TIN	2.5KG.	510.00	510.00	510.00	510.00	505.00	505.00	520.00	530.00
VEGETABLE GHEE (LOOSE)	KG.	180.00	160.00	150.00	152.00	161.54	160.00	150.00	180.00
DATES AV.QLTY.	KG.	160.00	190.00	200.00	160.00	232.31	152.50	200.00	90.00
PISTACHIO AV.QLTY.	50 GM.	90.00	105.00	100.00	110.00	106.15	130.00	100.00	90.00
ALMONDS WHOLE AV.QLTY.	KG.	400.00	425.00	600.00	550.00	896.15	403.75	600.00	480.00
COCONUT DRY AV.QLTY.	KG.	360.00	272.50	300.00	320.00	375.38	292.50	220.00	260.00
RAISINS AV.QLTY.	50 GM.	20.00	23.00	15.00	16.00	22.92	20.00	20.00	20.00
GROUNDNUTS (WITH SHELL)	KG.	200.00	230.00	120.00	170.00	212.31	160.00	130.00	100.00
MALTA/MOSAMBI	DOZ	0.00	0.00	0.00	0.00	0.00	0.00	0.00	0.00
KINNU	DOZ	0.00	0.00	0.00	0.00	0.00	0.00	0.00	0.00
APPLE	KG	80.00	105.00	80.00	95.00	73.08	50.00	120.00	70.00
ALOO BUKHARA	KG	0.00	0.00	0.00	0.00	0.00	0.00	0.00	0.00
POMEGRANATE (ANNAR)	KG	100.00	120.00	120.00	80.00	172.31	180.00	150.00	180.00
GRAPES	KG	100.00	190.00	200.00	150.00	146.15	160.00	180.00	150.00
BANANAS	DOZ	60.00	70.00	67.50	75.00	66.15	57.50	50.00	50.00
MANGO KALMI	KG	80.00	85.00	80.00	100.00	92.31	100.00	120.00	80.00
GUAVA	KG	60.00	80.00	50.00	40.00	66.15	50.00	50.00	65.00
WATERMELON (TURBOOZ)	KG	0.00	0.00	0.00	0.00	0.00	0.00	0.00	0.00
MUSKMELON (KHARBOOZA)	KG	0.00	0.00	0.00	0.00	0.00	0.00	0.00	0.00
SWEETMELON (GARMA)	KG	40.00	85.00	60.00	40.00	53.08	73.75	80.00	80.00
PULSE MASOOR (WHOLE)	KG.	140.00	110.00	120.00	110.00	115.85	98.75	100.00	105.00
PULSE MASOOR (WASHED)	KG.	160.00	120.00	120.00	115.00	126.54	117.50	120.00	120.00
PULSE MOONG (WASHED)	KG.	140.00	140.00	140.00	140.00	168.08	157.50	150.00	130.00
PULSE MASH (WASHED)	KG.	160.00	160.00	150.00	160.00	143.08	142.50	140.00	140.00
PULSE GRAM	KG.	68.00	70.00	75.00	65.00	78.08	72.50	80.00	72.00

Contd.

7.11 Intercity Consumer Prices September, 2014

Description	Unit	Mianwali	Bahawal-pur	Bahawal-nagar	R.Y. Khan	Karachi	Hyder-abad	Nawab-shah	Mirpur-khas
GRAM WHOLE BLACK AV.QLTY.	KG.	60.00	65.00	70.00	65.00	73.08	72.50	70.00	65.00
GRAM WHOLE YELLOW AV.QLTY	KG.	100.00	130.00	105.00	110.00	126.15	112.50	100.00	90.00
BEANS (LAL LOBIA)	KG.	200.00	150.00	160.00	160.00	146.15	132.50	100.00	110.00
POTATOES	KG	60.00	60.00	60.00	90.00	51.54	60.00	50.00	45.00
ONION	KG	40.00	40.00	47.50	35.00	43.08	38.75	40.00	30.00
TURNIP	KG	0.00	0.00	0.00	0.00	0.00	0.00	0.00	0.00
RADISH	KG	30.00	40.00	40.00	0.00	63.08	35.00	40.00	40.00
TOMATOES	KG	50.00	80.00	80.00	80.00	73.08	65.00	80.00	80.00
CABBAGE	KG	0.00	0.00	0.00	0.00	0.00	0.00	0.00	0.00
CAULIFLOWER	KG	0.00	0.00	0.00	0.00	0.00	0.00	0.00	0.00
BRINJAL	KG	25.00	32.50	25.00	20.00	43.08	40.00	30.00	30.00
PUMPKIN	KG	0.00	0.00	0.00	0.00	0.00	0.00	0.00	0.00
BOTTLEGOURD	KG	30.00	52.50	60.00	40.00	66.15	52.50	30.00	50.00
LADY FINGER	KG	55.00	80.00	60.00	60.00	83.08	95.00	80.00	80.00
PEAS	KG	0.00	0.00	0.00	0.00	0.00	0.00	0.00	0.00
SPINACH	KG	22.00	15.00	30.00	20.00	33.08	32.50	30.00	25.00
TINDA	KG	40.00	75.00	80.00	65.00	53.08	66.25	30.00	60.00
TURAI	KG	30.00	47.50	60.00	60.00	66.15	43.75	20.00	80.00
KARAILA	KG	40.00	85.00	90.00	80.00	66.15	60.00	55.00	40.00
ARVI	KG	40.00	40.00	55.00	40.00	66.15	55.00	70.00	60.00
CHILLIES GREEN	KG	55.00	60.00	60.00	40.00	66.15	40.00	90.00	40.00
CARROT	KG	0.00	0.00	0.00	0.00	0.00	0.00	0.00	0.00
COCUMBER (KHEERA)	KG	0.00	75.00	50.00	80.00	86.15	80.00	45.00	80.00
LEMON	250GM	30.00	30.00	30.00	30.00	33.08	30.00	35.00	25.00
SUGAR REFINED	KG.	62.00	60.00	60.00	58.00	62.62	60.00	60.00	60.00
GUR AV.QLTY	KG.	100.00	67.50	90.00	70.00	96.54	80.00	80.00	78.00
HONEY LANGANESE 500 GM.	BOTTLE	880.00	850.00	900.00	750.00	780.00	700.00	800.00	740.00
MILO 200 GM.	BOTTLE	220.00	220.00	220.00	190.00	210.00	150.00	170.00	209.00
CUSTARD POWDER RAFHAN 300 GM.	PKT	75.00	75.00	75.00	70.00	75.00	70.00	70.00	75.00
TOFFEE (HILAL)	EACH	1.00	1.00	2.00	2.00	1.00	1.00	1.00	1.00
CHOWKELATE CANDY (SMALL SIZE)	EACH	5.00	5.00	5.00	5.00	5.00	5.00	5.00	5.00
SWEETMEAT (MIXED)	KG	300.00	335.00	270.00	330.00	459.23	312.50	350.00	300.00
ICE CREAM WALLS	CUP.	40.00	40.00	40.00	40.00	40.00	40.00	40.00	40.00
ICE	KG	10.00	7.50	10.00	10.00	10.00	10.00	10.00	10.00
JAM AHMED/MITCHELLES	BOTTLE	140.00	130.00	130.00	130.00	131.54	130.00	120.00	120.00
SQUASH-MITCHELLES	BOTTLE	150.00	150.00	150.00	150.00	140.00	150.00	140.00	135.00
ROOH AFZA	BOTTLE	150.00	140.00	140.00	145.00	140.00	140.00	150.00	140.00
JAM-E-SHIREEN	BOTTLE	150.00	150.00	150.00	145.00	145.00	150.00	150.00	145.00
SAUNF	50 GM	15.00	22.00	15.00	14.00	21.54	20.00	20.00	12.00
CINAMON LOOSE AV. QLTY	50 GM.	20.00	20.00	25.00	25.00	26.54	20.50	35.00	20.00
CUMINSEED WHITE NATIONAL	50 GM.	50.00	52.00	54.00	54.00	52.00	52.00	50.00	50.00
PEPPER BLACK NATIONAL	50 GM.	96.00	96.00	96.00	96.00	96.00	96.00	96.00	96.00
CLOVES LOOSE AV.QLTY	50 GM.	90.00	105.00	100.00	90.00	85.00	89.38	90.00	75.00
CARDAMOM LARGE LOOSE AV.QLTY	50 GM.	120.00	127.50	180.00	150.00	143.08	135.00	100.00	140.00
CARDAMOM SMALL AV.QLTY	50 GM.	120.00	115.00	110.00	100.00	156.15	97.50	100.00	60.00
SALT-POWDERED (LAHORI) LOOSE	KG.	10.00	10.00	10.00	10.00	12.00	10.00	8.00	8.00
SALT POWDERED (NATIONAL/SHAN)	PKT	25.00	25.00	25.00	25.00	25.00	25.00	25.00	20.00
CHILLIES POWD.NATIONAL 200GM	PKT	105.00	105.00	105.00	105.00	105.00	105.00	105.00	105.00
CHILLIES POWDER LOOS	KG.	320.00	210.00	240.00	240.00	307.69	280.00	200.00	200.00
CORRIANDER SEED POWD.NATIONAL	PKT	78.00	88.00	78.00	78.00	88.00	88.00	88.00	78.00
CORRIANDER SEED (LOOSE)	KG.	270.00	300.00	240.00	280.00	236.15	210.00	200.00	220.00
TURMERIC POWD.NATIONAL 50GM	PKT.	35.00	35.00	35.00	35.00	35.00	35.00	35.00	35.00
CURRY POWD. NATIONAL 200 GM	PKT.	87.00	87.00	86.00	87.00	86.00	87.00	86.00	86.00
TOMATO KETCHUP AHMED/MITCHL	BOTTLE	80.00	70.00	80.00	110.00	80.00	75.00	100.00	85.00
PICKLES AHMED/MITCHELLES	BOTTLE	100.00	105.00	105.00	110.00	100.00	105.00	95.00	90.00
VINEGAR SYNTHETIC (SIRKA)	BOTTLE	60.00	50.00	80.00	80.00	60.00	50.00	80.00	50.00
GARLIC	KG	120.00	105.00	140.00	120.00	146.15	125.00	130.00	120.00
GINGER	KG	290.00	200.00	280.00	260.00	246.15	250.00	230.00	240.00
TAPAL DANEDAR TEA 200GM PACKET	PKT	113.68	126.32	113.68	113.68	113.68	126.32	126.32	126.32
TEA LIPTON YELLOW LABEL 200GM.	PKT.	128.42	128.42	128.42	128.42	124.21	128.42	128.42	128.42
TEA LOOSE KENYA AV.QLTY 250GM.	PKT.	150.00	142.50	125.00	127.50	126.54	110.00	160.00	140.00
COFFEE-NESCAFE 75 GM. **	BOTTLE	320.00	360.00	355.00	355.00	300.00	300.00	300.00	300.00

Contd.

7.11 Intercity Consumer Prices September, 2014

Description	Unit	Mianwali	Bahawal-pur	Bahawal-nagar	R.Y. Khan	Karachi	Hyder-abad	Nawab-shah	Mirpur-khas
COLD DRINK (STANDARD SIZ)	BOTTLE	25.00	22.00	25.00	25.00	25.00	25.00	20.00	25.00
FRUIT JUICE TETRA PACK	PKT.	20.00	15.00	15.00	15.00	18.00	18.00	15.00	15.00
MINERAL WATER NESTLE 1.5 LTR	BOTTLE	50.00	45.00	50.00	50.00	50.00	45.00	50.00	45.00
CIGARETTES K-2 10'S **	PKT	47.00	45.00	45.00	45.00	45.00	46.00	46.00	50.00
CIGARETTES CAPSTAN 10'S **	PKT	50.00	50.00	50.00	50.00	50.00	50.00	50.00	50.00
CIGARETTES GOLD LEAF 20'S	PKT	100.00	98.00	100.00	100.00	100.00	105.00	100.00	100.00
CIGARETTES MORVEN GOLD 20'S	PKT	50.00	50.00	50.00	50.00	50.00	50.00	50.00	50.00
BETEL LEAVES	50GM.	75.00	105.00	50.00	60.00	80.00	62.50	70.00	65.00
BETEL NUTS	KG.	290.00	320.00	310.00	350.00	266.15	260.00	240.00	250.00
LONG CLOTH 57" GUL AHMED/AL-KARAM	METER	200.00	180.00	270.00	270.00	170.00	210.00	300.00	170.00
SHIRTING AV.QLTY.	METER	150.00	115.00	175.00	175.00	138.08	130.00	200.00	100.00
PANT CLOTH W & WEAR AV.QLTY	METER	400.00	525.00	550.00	475.00	379.62	387.50	450.00	300.00
LAWN PRINTED GUL AHMED/AL-KARAM	METER	200.00	366.00	360.00	360.00	360.00	215.00	360.00	215.00
GEORGETTE AV.QLTY	METER	105.00	110.00	225.00	225.00	114.62	110.00	225.00	130.00
LINEN AV.QLTY ***	METER	140.00	125.00	240.00	240.00	116.15	130.00	150.00	140.00
HEAVY WT SUITING LAWERNCPUR AVG QLTY	METER	950.00	1425.00	1500.00	1300.00	1415.38	1250.00	1400.00	1400.00
HEAVY WT SUITING LAWERNCPUR SUP QLTY	METER	1200.00	2050.00	2000.00	1600.00	1815.38	2250.00	1500.00	1500.00
TROPICAL SUITING LAW.PUR	METER	950.00	1250.00	1400.00	1100.00	1200.00	1100.00	925.00	900.00
PANT BOY 24"/26" LENGTH.	EACH	350.00	462.50	550.00	400.00	424.62	343.75	900.00	300.00
SHIRT BOY 24"/26" LENGTH	EACH	255.00	387.50	400.00	400.00	330.77	300.00	800.00	250.00
SCHOOL UNI. PANT,SHIRT BOYS	SUIT	600.00	725.00	800.00	800.00	496.15	583.33	900.00	600.00
SCHOOL UNI. KAMEEZ,SHAL.BOYS	SUIT	600.00	725.00	800.00	700.00	450.00	583.33	800.00	500.00
SCHOOL UNI. KAMEEZ,SHAL.GIRL	SUIT	650.00	687.50	800.00	750.00	500.00	500.00	900.00	650.00
FROCK W/WEAR GIRLS	EACH	1000.00	2100.00	1300.00	990.00	773.08	983.33	850.00	550.00
AWAMI-SUIT W & W(BOY) 24"/26	SUIT	1200.00	775.00	1400.00	1000.00	796.15	600.00	850.00	700.00
AWAMI-SUIT W&W (GENTS)AV.QLTY	SUIT	1300.00	1150.00	1500.00	1385.00	1292.31	1000.00	1200.00	1000.00
PULLOVER GENTS OXFORD/BON.	EACH	2300.00	2550.00	2880.00	2880.00	2600.00	2410.00	2800.00	2000.00
PULLOVER LADIES OXFORD/BON.	EACH	2300.00	2380.00	2795.00	2795.00	2600.00	2310.00	2200.00	1800.00
PULLOVER (GENTS) OTHERS A.QTY	EACH	800.00	950.00	1400.00	800.00	800.00	900.00	1300.00	600.00
SECOND-HAND COAT FOR MEN	EACH	420.00	1050.00	500.00	425.00	400.00	300.00	350.00	400.00
SECONDHAND SWEETER FOR MEN DUP QLTY	EACH	150.00	425.00	200.00	175.00	250.00	140.00	250.00	300.00
SECONDHAND WINTER JACKET	EACH	300.00	650.00	400.00	325.00	475.00	225.00	350.00	280.00
UNDERWEAR AV.QLTY MEDIUM SIZE	EACH	150.00	110.00	200.00	200.00	159.23	76.88	150.00	70.00
VEST FOR MEN AV.QLTY.	EACH	150.00	182.50	200.00	200.00	166.15	95.00	100.00	60.00
VEST/SHAMEEZ (WOMEN) AVG. QLTY	EACH	150.00	162.50	200.00	150.00	140.00	80.00	225.00	60.00
SOCKS NYLON (PAKISTANI)	PAIR	100.00	115.00	100.00	95.00	76.15	60.00	100.00	50.00
BRASSIER AV.QLTY.	EACH	200.00	160.00	230.00	210.00	179.23	106.25	250.00	125.00
BRASSIER SUP QLTY	EACH	400.00	387.50	595.00	595.00	306.15	195.00	400.00	300.00
DOPATTA GEORGETTE AV.QLTY.	EACH	200.00	337.50	410.00	412.50	243.08	200.00	350.00	300.00
DOPATTA COTTON AV GLTY	EACH	180.00	337.50	400.00	250.00	226.15	150.00	300.00	190.00
CHADDAR (W/WEAR) (2x2.5 MTR)	EACH	300.00	425.00	650.00	450.00	480.77	312.50	1000.00	350.00
LUNGI/DHOTI(COTTON) AVG. QLTY	EACH	295.00	287.50	400.00	300.00	315.38	287.50	300.00	350.00
HANDKERCHIEF AVG. QLTY PAK	EACH	40.00	32.50	50.00	35.00	53.08	25.00	60.00	40.00
HANDKERCHIEF SUP. QLTY PAK	EACH	60.00	77.50	70.00	60.00	86.15	60.00	100.00	65.00
GLOVES AV QLTY	PAIR	115.00	115.00	100.00	95.00	40.00	60.00	80.00	70.00
AZARBAND COTTON AVG. QLTY	EACH	15.00	13.50	15.00	15.00	15.00	11.00	25.00	10.00
SEWING THREAD/REEL(ASLI PARI)	EACH	6.00	5.00	6.00	6.00	7.00	6.00	6.00	5.00
WASHING CHARGES PAINT & SHIRT	SUIT	140.00	125.00	70.00	70.00	63.08	90.00	50.00	60.00
DRY CLEANING SUIT COAT PANT	SUIT	390.00	487.50	350.00	350.00	286.15	246.67	150.00	200.00
WASHING CH. (KAMIZ-SHALWAR)	PAIR	70.00	95.00	60.00	60.00	60.00	56.25	80.00	50.00
TAILORING SHIRT	EACH	300.00	425.00	300.00	400.00	350.00	325.00	350.00	200.00
TAILORING CHARGES PANT (MEN)	EACH	400.00	500.00	500.00	450.00	661.54	525.00	500.00	250.00
TAILORING COAT-PANT SUIT	SUIT	3050.00	5250.00	4000.00	4000.00	4592.31	3450.00	4000.00	3000.00
TAILORING AWAMI-SUIT (MALE)	SUIT	450.00	525.00	400.00	550.00	526.92	475.00	600.00	350.00
TAILORING SUIT FEMALE	SUIT	300.00	500.00	350.00	500.00	480.77	287.50	500.00	350.00
GENTS SHOES PAUL BATA	PAIR	1199.00	1199.00	1199.00	1199.00	1199.00	1199.00	1199.00	1199.00
GENTS SANDAL BATA	PAIR	699.00	699.00	699.00	699.00	699.00	699.00	699.00	699.00
GENTS SPOUNG CHAPPAL BATA	PAIR	179.00	179.00	179.00	179.00	179.00	179.00	179.00	179.00
LADIES SANDAL BATA	PAIR	499.00	499.00	499.00	499.00	499.00	499.00	499.00	499.00
LADIES SPOUNG CHAPPAL BATA	PAIR	179.00	179.00	179.00	179.00	179.00	179.00	179.00	179.00
CHILD SHOE POWER LITE BATA	PAIR	599.00	599.00	599.00	599.00	599.00	599.00	599.00	599.00
GENTS SHOE, ART 1109 SERVICE	PAIR	999.00	999.00	999.00	999.00	999.00	999.00	999.00	999.00

Contd.

7.11 Intercity Consumer Prices September, 2014

Description	Unit	Mianwali	Bahawal-pur	Bahawal-nagar	R.Y. Khan	Karachi	Hyder-abad	Nawab-shah	Mirpur-khas
NYLON JOGGER 27 SIZE 2-5 ***	PAIR	1299.00	1299.00	1299.00	1299.00	1299.00	1299.00	1299.00	1299.00
CHINA FOOT WEAR AV. QLTY (MALE) *	PAIR	400.00	1150.00	500.00	500.00	730.77	550.00	600.00	450.00
CHINA FOOT WEAR AV. QLTY (FEMALE) *	PAIR	400.00	1150.00	400.00	400.00	630.77	400.00	400.00	250.00
CHINA FOOT WEAR AV. QLTY (CHILDREN) *	PAIR	400.00	875.00	400.00	400.00	565.38	400.00	380.00	200.00
SHOE REPAIR HALF SOLE	PAIR	80.00	110.00	100.00	80.00	106.15	80.00	80.00	70.00
SHOES POLISH CHARGES AVERAGE SHOP	PAIR	15.00	20.00	20.00	20.00	20.00	11.00	20.00	12.50
HOUSE RENT (combined)	MONTH	3388.00	6902.00	4141.00	3628.00	9911.00	5475.00	3061.00	4541.00
rent 2	pm	3388.00	6902.00	4141.00	3628.00	9911.00	5475.00	3061.00	4541.00
RENT3	PM	3388.00	6902.00	4141.00	3628.00	9911.00	5475.00	3061.00	4541.00
RENT4	PM	3388.00	6902.00	4141.00	3628.00	9911.00	5475.00	3061.00	4541.00
RENT5	PM	3388.00	6902.00	4141.00	3628.00	9911.00	5475.00	3061.00	4541.00
RENT6	PM	3388.00	6902.00	4141.00	3628.00	9911.00	5475.00	3061.00	4541.00
SYNTHETIC ENEMAL ROBIALAC BALTI 3.64 LTR.	EACH	1700.00	2087.00	2083.00	2083.00	1750.00	1609.50	1560.00	1850.00
SYNTHETIC ENEMAL ICI BALTI 3.64 LTR.	EACH	1950.00	2080.00	2076.00	2076.00	1730.00	2070.00	1860.00	1850.00
CEMENT (LOCAL) SPECIFY BRAND NAME	BAG	500.00	510.00	500.00	500.00	543.08	535.00	540.00	550.00
BRICKS (NEW) IST CLASS	P/1000	4800.00	4900.00	4550.00	5500.00	0.00	5000.00	5500.00	4000.00
CEMENT BLOCKS (6"x8"x12")	P/100	0.00	0.00	0.00	0.00	2861.54	0.00	0.00	0.00
BAJREE	100CFT	2500.00	4800.00	5500.00	5500.00	3061.54	2862.50	2200.00	3100.00
SAND (BLACK PIT SAND)	K100CFT	2500.00	2000.00	2200.00	1600.00	0.00	0.00	1900.00	0.00
TIMBER SHESHAM LOG IST QUALITY	cbmt.	44000.00	45909.50	56496.00	56494.00	49261.54	38845.00	0.00	0.00
IRON BAR (M.S. BAR) 1/2"	P/TON	82000.00	87250.00	82000.00	81000.00	81461.54	82000.00	75500.00	78000.00
CARPANTER WAGE RATE	P/DAY	800.00	600.00	600.00	700.00	792.31	800.00	850.00	700.00
MASON (RAJ) WAGE RATE	P/DAY	800.00	625.00	650.00	700.00	861.54	800.00	1000.00	700.00
UNSKILLED LABOUR WAGE RATE	P/DAY	400.00	375.00	350.00	400.00	530.77	500.00	450.00	400.00
PLUMBER WAGE RSTE	P/DAY	800.00	600.00	600.00	700.00	761.54	800.00	800.00	700.00
ELECTICIAN WAGE RATE PER DAY **	P/DAY	800.00	0.00	600.00	0.00	700.00	700.00	700.00	0.00
ELECTICIAN WAGE RATE PER POINT **	P/PNT	100.00	95.00	100.00	70.00	159.23	90.00	160.00	100.00
WATER CHARGES PER HOUSE	P/MONTH	65.00	60.00	50.00	50.00	117.50	191.00	40.00	40.00
ELECT.CHARGES UPTO 50 UNITS	P/UNIT	2.00	2.00	2.00	2.00	2.00	2.00	2.00	2.00
ELECT.CHARGES 01 - 100 UNIT	P/UNIT	5.79	5.79	5.79	5.79	5.79	5.79	5.79	5.79
ELECT.CHARGES 101 - 300 UNIT	P/UNIT	9.70	9.70	9.70	9.70	9.70	9.70	9.70	9.70
ELECT.CHARGES 301 - 1000 UNIT	P/UNIT	15.27	15.27	15.27	15.27	15.27	15.27	15.27	15.27
ELECT.CHARGES ABOVE 1000 UNIT	P/UNIT	17.41	17.41	17.41	17.41	17.41	17.41	17.41	17.41
ELEC	PM	10.03	10.03	10.03	10.03	10.03	10.03	10.03	10.03
GAS CHRg upto 3.3719 MMBUT	MMBTU	0.00	124.18	0.00	124.18	124.18	124.18	124.18	124.18
GAS CHRg 3.3719 - 6.7438 MMBUT	MMBTU	0.00	248.37	0.00	248.37	248.37	248.37	248.37	248.37
GAS CHRg 6.7438 - 10.1157 MMBUT	MMBTU	0.00	248.37	0.00	248.37	248.37	248.37	248.37	248.37
GAS CHRg10.1157 - 13.4876 MMBUT	MMBTU	0.00	620.91	0.00	620.91	620.91	620.91	620.91	620.91
GAS	PM	0.00	620.91	0.00	620.91	620.91	620.91	620.91	620.91
GAS	PM	0.00	372.55	0.00	372.55	372.55	372.55	372.55	372.55
KEROSENE OIL	LTR	125.00	119.00	120.00	120.00	123.54	125.00	135.00	119.00
FIREWOOD WHOLE	40 KG.	300.00	565.00	580.00	550.00	506.15	400.00	450.00	400.00
CHAIR SHESHAM WOOD WITH ARMS **	EACH	1800.00	2750.00	2300.00	1400.00	1300.00	900.00	2000.00	1000.00
CHAIR PLASTIC (CHAIRMAN) AVERAGE QUALITY	EACH	800.00	1150.00	800.00	850.00	780.77	650.00	800.00	500.00
TABLE SHESHAM WOOD (4X2X5") ***	EACH	3600.00	7550.00	10000.00	6000.00	6000.00	3616.67	5400.00	2600.00
SOFASET WOODEN WITH FOAM SEAT **	SET	15000.00	26750.00	18000.00	20000.00	16000.00	11166.67	18000.00	12000.00
COT IRON (WITH NIWAR)AV.QLTY.	EACH	1700.00	3750.00	2200.00	2000.00	2000.00	1500.00	2400.00	2000.00
ALMIRAH (STEEL) 6'X3' 20 GUAGE	EACH	8300.00	14500.00	12000.00	7500.00	9307.69	6416.67	10000.00	6500.00
DINNING TABLE 6 CHAIRS A.QLTY	SET	12000.00	29500.00	25000.00	30000.00	14615.38	11500.00	21000.00	11000.00
SINGLE BED WITHOUT FOAM MED.	EACH	4000.00	9250.00	6500.00	5000.00	4500.00	5250.00	6500.00	3500.00
MATRESS SINGLE(4"THICK)	EACH	4500.00	5700.00	5700.00	5700.00	4600.00	4750.00	4700.00	6100.00
FARSHI DARI 12'X9' AV.QLTY	EACH	1500.00	1950.00	1300.00	1300.00	1361.54	866.67	1350.00	800.00
DARI COTTON (6'x2 1/2') AV.QL	EACH	725.00	1550.00	1200.00	450.00	495.00	323.33	700.00	400.00
CARPET PLAIN AV. QLTY	SQFT.	55.00	27.50	42.00	35.00	60.00	36.00	35.00	35.00
QUILT (LIHAF) 3 KG. COTTON	EACH	1000.00	1250.00	1200.00	600.00	1261.54	512.50	800.00	550.00
BLANKET (90" x 54")	EACH	3200.00	4900.00	4000.00	3500.00	2592.31	2400.00	4000.00	1800.00
BEDSHEET SINGLE BED SUP.QLTY	EACH	500.00	1350.00	800.00	450.00	615.38	316.67	700.00	400.00
BED SHEET DOUBLE WITH TWO PILLOW COVERS SUP QLTY	SET	850.00	2150.00	2000.00	1800.00	1292.31	525.00	1300.00	600.00
TOWEL(3'x2') AV. QALTY	EACH	280.00	187.50	300.00	300.00	200.00	180.00	300.00	100.00
CELING FAN 48" SUPER QLTY **	EACH	3350.00	2550.00	3095.00	2800.00	3400.00	2480.00	3000.00	2500.00
PEDESTAL FAN 22" SUPER QLTY	EACH	3500.00	3775.00	4720.00	3850.00	4400.00	3700.00	3800.00	4000.00
REFG. DAWLENCE 10 CFT. D.DOOR	EACH	28000.00	30500.00	32000.00	30500.00	31100.00	30400.00	27500.00	27000.00

Contd.

7.11 Intercity Consumer Prices September, 2014

Description	Unit	Mianwali	Bahawal- pur	Bahawal- nagar	R.Y. Khan	Karachi	Hyder- abad	Nawab- shah	Mirpur- khas
D-FREEZER WAVES 8 CFT.	EACH	25000.00	30500.00	30500.00	31000.00	28100.00	27900.00	28000.00	28900.00
AIRCONDITIONER 1.5 TON PEL	EACH	41000.00	38500.00	38500.00	41000.00	40000.00	41800.00	41000.00	41800.00
SPLIT AIR CONDITIONER 1.5 TON (SPECIFY BRAND NAME)	EACH	41000.00	45000.00	47000.00	43000.00	44000.00	40000.00	45000.00	46000.00
AIRCOOLER SUPER ASIA	EACH	10000.00	14600.00	14500.00	11000.00	9200.00	8500.00	9000.00	10000.00
WASHING MACHINE SINGER	EACH	15000.00	15700.00	15575.00	14700.00	15600.00	15600.00	14700.00	15600.00
SEWING MACHINE(SINGER)	EACH	5210.00	5250.00	5750.00	6000.00	5860.00	5860.00	5200.00	5860.00
GIZER LARGE SIZE 30 GALLON CAPACITY SUP QLTY	EACH	12500.00	14025.00	15500.00	20900.00	17800.00	19900.00	20000.00	15500.00
GAS BURNER DOUBLE SPFY.BRAND	EACH	1550.00	1750.00	2200.00	1500.00	1661.54	1500.00	1800.00	1400.00
ELECT. IRON PHILIPS MDL.1120	EACH	1600.00	1300.00	2000.00	2100.00	1200.00	1700.00	1600.00	1200.00
ELECTRIC JUICER FOR APPLE	EACH	6375.00	4700.00	6000.00	4500.00	3930.77	3600.00	6000.00	3000.00
S.STEEL DEGHCHI MEDIUM SIZE ***	EACH	525.00	1150.00	570.00	570.00	582.69	450.00	700.00	480.00
ALUMINIUM COOKING PAN (DEGCHI) MED SIZE	EACH	500.00	1050.00	1500.00	1500.00	553.08	450.00	360.00	370.00
NON STICK COOKING PAN (DEGCHI) SUP. QLTY	EACH	800.00	2000.00	1400.00	1450.00	815.38	500.00	1000.00	550.00
FRYING PAN STEEL AVG. QLTY MED. SIZE	EACH	350.00	700.00	570.00	570.00	306.15	200.00	350.00	260.00
TAWA IORN (MEDIUM SIZE) AVG. QLTY	EACH	350.00	325.00	350.00	235.00	265.38	200.00	350.00	250.00
S.STEEL PLATE A.QLTY.(M.SIZE)	EACH	90.00	95.00	70.00	75.00	83.08	40.63	80.00	55.00
TABLE SPOON S.STEEL SUP.QLTY.	DOZEN	300.00	587.50	450.00	360.00	270.00	250.00	320.00	250.00
WATER SET JUG+6 GLASSES (OMROC)	SET	400.00	675.00	400.00	410.00	615.38	331.88	500.00	350.00
TEA SET PAK. CHINAWARE 21 PCS.	SET	1500.00	2300.00	2000.00	1950.00	1624.62	950.00	1700.00	1250.00
DINNER SET PLASTIC 72 PIECES SUPERIOR QLTY	SET	3550.00	7250.00	7800.00	7800.00	5153.85	3000.00	5000.00	2600.00
HOTPOT SET PLASTIC 3 PCS.	SET	1200.00	2050.00	1250.00	1250.00	1261.54	1000.00	1200.00	1000.00
BUCKET(BALTI) PLASTIC MED.SIZ	EACH	250.00	462.50	370.00	220.00	336.15	270.00	400.00	280.00
LOTA PLASTIC (MED SIZE) AVERAGE QUALITY	EACH	60.00	55.00	80.00	50.00	73.08	50.00	60.00	50.00
PRESURE COOKER 4 LTR.	EACH	1225.00	2100.00	1550.00	1580.00	1330.77	900.00	1500.00	850.00
WATER COOLER 9/10 LTR.PLASTIC ***	EACH	750.00	925.00	600.00	480.00	615.38	400.00	800.00	500.00
THERMOS STARVAC 1 LTR	EACH	400.00	600.00	450.00	240.00	365.38	300.00	450.00	350.00
BULB PHILIPS 100-WATTS	EACH	25.00	30.00	28.00	27.50	35.00	30.00	32.00	30.00
TUBE LIGHT PHILIPS 40 WATTS	EACH	100.00	100.00	100.00	100.00	100.00	100.00	100.00	110.00
ELECTRIC BLUBS "0" WATTE LOCAL	EACH	20.00	20.00	25.00	22.50	25.00	25.00	25.00	20.00
ELECTRIC BLUB ENERGY SAVER 14 WATTS	EACH	150.00	175.00	170.00	170.00	170.00	160.00	160.00	110.00
WASHING SOAP 250 GMS SPECIFY BRAND NAME	EACH	35.00	40.00	40.00	40.00	20.00	30.00	35.00	27.00
SURF EXCEL 400 GMS POLY BAG	EACH	125.00	125.00	125.00	125.00	125.00	125.00	125.00	125.00
WASHING POWDER 1000 GRM	EACH	185.00	185.00	185.00	185.00	185.00	185.00	175.00	175.00
WASHING POWDER (WHEEL/ BONUS) 100 GRAMS	EACH	95.00	95.00	95.00	95.00	95.00	95.00	90.00	85.00
CLEANSER POWDER VIM 1000 GM	PKT.	72.22	77.78	72.22	72.22	72.22	72.22	72.22	66.67
FINIS 500 ML	BOTTLE	155.00	237.50	180.00	175.00	160.00	225.00	200.00	125.00
PHNYLE TYPHONE/FINIS/CARRANITE 3 LITRES	BOTTLE	165.00	165.00	150.00	155.00	120.00	120.00	150.00	110.00
HARPIC	BOTTLE	135.00	135.00	135.00	135.00	135.00	130.00	125.00	125.00
BOOT POLISH CHERRY/KIWI 50ML	EACH	100.00	100.00	100.00	100.00	100.00	100.00	100.00	80.00
ROBIN BLUE (35 GRAMS)	PKT.	45.00	45.00	40.00	45.00	35.00	25.67	35.00	30.00
TISSU PAPER PERFUMED 100 PCS.	PKT	110.00	100.00	115.00	95.00	123.08	100.00	100.00	90.00
TOILET PAPER ROLL (R.PETEL)	P/ROLL	35.00	38.00	38.00	38.00	35.00	32.00	40.00	35.00
BOOT POLISH LIQUID CHEERY BLOSSOM KIWI 75 ML	BOTTLE	120.00	120.00	140.00	140.00	130.00	135.00	120.00	120.00
MATCH BOX SMALL	EACH	2.00	2.00	2.00	2.00	2.00	2.00	2.00	2.00
DRY CELL 1.5 VOLT(LOCAL)	EACH	25.00	20.00	25.00	25.00	15.00	15.00	22.00	20.00
HAND STITCHING NEEDLE M.SIZE	PACKET	9.00	10.00	6.00	6.00	6.00	6.00	8.00	5.00
SEWING MACHINE NEEDLE (SINGER)	EACH	5.00	5.00	8.50	8.50	5.00	6.00	8.00	5.00
HOUSEHOLD SERVANT FEMALE P/T	P/MNTH	2000.00	1900.00	1800.00	1000.00	1861.54	950.00	2000.00	600.00
MARRIAGE HALL WITH FURNITURE	P/HEAD	60.00	90.00	105.00	70.00	301.54	83.75	70.00	90.00
SEPTRAN TABLETS	10TAB.	16.07	16.00	16.00	16.00	15.00	15.00	15.00	15.00
BRUFEN TABS 200-MG.	10TAB.	10.00	10.00	10.00	10.00	10.00	10.00	10.00	10.00
PANADOL TAB. EXTRA/PLAIN	10TAB.	10.00	10.00	10.00	10.00	10.00	10.00	10.00	10.00
DISPRIN TAB.	10TAB.	10.00	10.00	10.00	10.00	10.00	10.00	10.00	10.00
TRISIL TAB.	10 TAB	10.00	10.00	10.00	10.00	10.00	10.00	10.00	10.00
FLAGYL TAB. 200 MG.	10TAB.	10.00	10.00	10.00	10.00	10.00	10.00	10.00	10.00
VENTOLIN TAB. 2MG.	10TAB.	9.00	9.00	9.00	9.00	9.00	9.00	9.00	9.00
DAONIL TAB. 5 MG.	10TAB.	17.00	17.00	17.00	17.00	17.00	17.00	17.00	17.00
ENTOX TAB.	10TAB.	10.00	10.00	10.00	10.00	10.00	10.00	10.00	10.00
RENITEC TAB. 5 MG.	10TAB.	59.00	59.00	59.00	59.00	59.00	59.00	59.00	59.00
CAC. 1000 TAB	BOTTLE	122.00	122.00	122.00	122.00	122.00	122.00	122.00	122.00
AMOXIL CAPSOLE 250 MG.S	10CAP.	36.00	36.00	36.00	36.00	36.00	36.00	36.00	36.00
CALCIUM SYRUP SANDOZ	BOTTLE	64.00	64.00	64.00	64.00	64.00	64.00	64.00	64.00

Contd.

7.11 Intercity Consumer Prices September, 2014

Description	Unit	Mianwali	Bahawal- pur	Bahawal- nagar	R.Y. Khan	Karachi	Hyder- abad	Nawab- shah	Mirpur- khas
LEDERPLEX SYRUP	BOTTLE	35.00	35.00	35.00	35.00	35.00	35.00	35.00	35.00
SANCOS SYRUP (50 ML.)	BOTTLE	30.00	30.00	30.00	30.00	30.00	30.00	30.00	30.00
PHENERGAN SYRUP 120 ML.	BOTTLE	33.00	33.00	33.00	33.00	33.00	33.00	33.00	33.00
CALPOL SYRUP 60 ML.	BOTTLE	28.00	28.00	28.00	28.00	28.00	28.00	28.00	28.00
HYDRYLIN SYRUP 120 ML.	BOTTLE	59.00	65.00	65.00	65.00	65.00	65.00	65.00	65.00
POLYFAX EYE OINTMENT	TUBE	21.00	21.00	21.00	21.00	21.00	21.00	21.00	21.00
BETNESOL EYE DROPS	BOTTLE	33.89	33.89	33.89	33.89	33.89	33.89	33.89	33.89
EAR DROPS (CARDISPORINE) ***	BOTTLE	21.00	21.00	21.00	21.00	21.00	21.00	21.00	21.00
BETNOVATE-N OINTMENT 5 GMS	TUBE	16.00	16.00	16.00	16.00	16.00	16.00	16.00	16.00
BURNOL CREAM 30 GRM	TUBE	16.00	16.00	16.00	16.00	16.00	16.00	16.00	16.00
VICKS VAPORUB/BALM	BOTTLE	36.00	36.00	36.00	36.00	36.00	36.00	36.00	36.00
GLYCRINE SMALL BOTTLE	BOTTLE	25.00	20.00	25.00	20.00	20.00	25.00	25.00	20.00
JOUHAR JOSHANDA	PKT.	6.00	8.00	6.00	6.00	7.00	6.00	6.00	6.00
GALXOS-D (450 GRMS)	PKT.	151.88	168.75	157.50	157.50	157.50	157.50	151.88	151.88
GRIPE-WATER WOODWARDS	BOTTLE	50.00	50.00	50.00	50.00	50.00	50.00	50.00	50.00
SANIPLAST ONE PUTTY	EACH	2.00	2.00	1.50	1.50	2.00	2.00	2.00	1.00
O.R.S. (NIMCOL)	PKT.	15.00	17.00	15.00	15.00	15.00	15.00	15.00	15.00
DETTOL (MEDIUM)	BOTTLE	46.80	46.80	46.80	46.80	46.80	46.80	46.80	46.80
COTTON BANDAGE 2" - 4"	EACH	10.00	7.00	8.00	8.00	8.62	6.00	8.00	15.00
THERMOMETER CHINA	EACH	50.00	45.00	40.00	40.00	40.00	30.00	40.00	40.00
DOCTOR (MBBS) CLINIC FEE	P/PAT.	300.00	200.00	200.00	300.00	100.00	100.00	200.00	100.00
URINE TEST (DR) CHARGES	P/TEST	60.00	90.00	50.00	60.00	100.00	90.00	140.00	70.00
BLOOD TEST (CP) CHARGES	P/TEST	210.00	225.00	120.00	100.00	230.00	212.50	300.00	200.00
SUGAR TEST (RANDOM/FASTING BOTH) CHARGES	P/TEST	120.00	120.00	100.00	150.00	256.15	160.00	240.00	200.00
ECG CHARGES	P/TEST	225.00	175.00	150.00	150.00	265.38	213.13	350.00	200.00
X-RAY (CHEST) CHARGES	P/X-RAY	300.00	200.00	200.00	250.00	300.00	209.38	400.00	200.00
CAR SUZUKI 800 CC (W/O. A/C)	EACH	625000.00	650800.00	645000.00	640000.00	625000.00	625000.00	625000.00	625000.00
CAR SUZUKI 1000 CC	EACH	1050000.00	1075800.00	1040000.00	1070000.00	1034000.00	1034000.00	1044000.00	1044000.00
CAR TOYOTA 1300 CC	EACH	1441000.00	1643000.00	1570000.00	1620000.00	1682500.00	1561500.00	1568000.00	0.00
CAR HONDA CIVIC	EACH	0.00	0.00	2125000.00	2150000.00	2035000.00	0.00	2033000.00	0.00
MOTORCYCLE HONDA CD-70.	EACH	68500.00	69900.00	69900.00	69900.00	69900.00	69900.00	69000.00	68000.00
MOTORCYCLE YAMAHA 100CC.	EACH	79500.00	80500.00	84500.00	85000.00	78600.00	79300.00	79300.00	0.00
MOTOR CYCLE HERO 70 CC	EACH	44500.00	47500.00	50000.00	48500.00	46000.00	43000.00	44000.00	44500.00
BICYCLE WITH TYRES & TUBES	EACH	7500.00	7350.00	7650.00	7500.00	6000.00	7550.00	9300.00	7500.00
TYRE CAR WITH TUBE GENERAL	EACH	3200.00	3800.00	3000.00	2950.00	3500.00	2800.00	3800.00	3300.00
TYRE MOTOR CYCLE WITHOUT TUBE	EACH	1250.00	1283.00	1300.00	1230.00	1357.69	950.00	1210.00	1250.00
TYRE CYCLE SPECIFY BRAND NAME	EACH	350.00	350.00	350.00	360.00	300.00	325.00	400.00	400.00
TYRE CAR W/O TUBE	EACH	2800.00	4200.00	2800.00	2950.00	2730.77	2700.00	3200.00	3200.00
PETROL SUPER	LITRE	106.90	106.90	106.90	106.90	106.90	106.90	106.90	106.90
HIGH SPEED DIESEL HSD	LITRE	108.34	108.34	108.34	108.34	108.34	108.34	108.34	108.34
CNG	K.G.	0.00	0.00	0.00	71.50	71.50	71.50	0.00	71.50
GAS CYLINDER STAND. SIZE	EACH	1500.00	1540.00	1600.00	1450.00	1210.00	1265.00	1430.00	1200.00
MOTOR CYCLE SERVICE CHARGES	EACH	300.00	225.00	250.00	250.00	350.00	250.00	250.00	250.00
CAR SERVICE CHARGES	EACH	400.00	275.00	250.00	250.00	365.38	350.00	500.00	300.00
TYRE PUNCTURE CHARGES	EACH	50.00	55.00	80.00	50.00	50.00	60.00	60.00	60.00
CYCLE OVERHAULING CHARGES	EACH	350.00	200.00	300.00	150.00	200.00	250.00	275.00	200.00
CAR TAX FOR 800CC TO 1300CC	YEARLY	2650.00	2650.00	2650.00	2650.00	1750.00	1750.00	1750.00	1750.00
TRAIN FARE ECO. 1-100 KM.	P/KM.	0.71	0.71	0.00	0.71	0.71	0.71	0.71	0.71
TRAIN FARE ECO. 101-500 KM.	P/KM.	1.02	1.02	0.00	1.02	1.02	1.02	1.02	1.02
TRAIN FARE ECO. > 500 KM.	P/KM.	0.93	0.93	0.00	0.93	0.93	0.93	0.93	0.93
TRAIN FARE IST SLP. 1-100KM	P/KM.	2.18	2.18	0.00	2.18	2.18	2.18	2.18	2.18
TRAIN FARE IST SLP.101-500 KM	P/KM.	2.69	2.69	0.00	2.69	2.69	2.69	2.69	2.69
TRAIN FARE IST SLP. > 500 KM	P/KM.	2.07	2.07	0.00	2.07	2.07	2.07	2.07	2.07
TRAIN FARE A/C SLP. 1-100KM.	P/KM.	5.99	5.99	0.00	5.99	5.99	5.99	5.99	5.99
TRAIN FARE A/C SLP.101-500KM	P/KM.	4.77	4.77	0.00	4.77	4.77	4.77	4.77	4.77
TRAIN FARE A/C SLP > 500KM.	P/KM.	4.32	4.32	0.00	4.32	4.32	4.32	4.32	4.32
PLATFORM TICKET	EACH	10.00	10.00	0.00	10.00	10.00	10.00	10.00	10.00
AUTO RICKSHAW FARES	KM/MIN	75.00	80.00	50.00	50.00	75.00	40.00	80.00	60.00
FULL TONGA CHARGES	KM/MIN	75.00	70.00	0.00	0.00	70.00	60.00	35.00	40.00
TAXI 4 SEATER FARE	KM/MIN	50.00	60.00	100.00	100.00	75.00	60.00	100.00	90.00
BUS FARE MIN (WITHIN CITY)	TICKET	0.00	0.00	0.00	0.00	10.00	10.00	0.00	10.00
BUS FARE MAX (WITHIN CIT	TICKET	0.00	0.00	0.00	25.00	16.00	17.00	0.00	16.00

Contd.

7.11 Intercity Consumer Prices September, 2014

Description	Unit	Mianwali	Bahawal- pur	Bahawal- nagar	R.Y. Khan	Karachi	Hyder- abad	Nawab- shah	Mirpur- khas
BUS FARE OUTSIDE CITY	P/KM.	1.00	1.00	1.00	1.00	0.95	0.95	0.95	0.95
A/C BUS FARE OUTSIDE CITY	P/KM.	1.30	1.62	1.80	1.80	1.60	1.60	1.70	1.70
MINIBUS FARE MIN.WITH IN CITY	TICKET	0.00	0.00	0.00	0.00	10.00	10.00	0.00	0.00
MINIBUS FARE MAX.WITH IN CITY	TICKET	0.00	0.00	0.00	0.00	17.00	17.00	0.00	0.00
SUZUKI FARE MIN.WITH IN CITY	TICKET	15.00	10.00	15.00	0.00	10.00	10.00	0.00	10.00
SUZUKI FARE MAXIMUM W.IN CITY	TICKET	25.00	20.00	30.00	0.00	16.54	15.00	0.00	10.00
AIR FARE ECONOMY CLASS.	P/KM.	0.00	16.41	0.00	0.00	18.20	18.20	18.20	0.00
POSTAL ENVELOPE DOMESTIC	EACH	8.00	8.00	8.00	8.00	8.00	8.00	8.00	8.00
ENVELOPE FOR SAUDI ARABIA	EACH	50.00	50.00	50.00	50.00	50.00	50.00	50.00	50.00
POSTAL REGISTRATION CHARGES	EACH	28.00	28.00	28.00	28.00	28.00	28.00	28.00	28.00
U.M.S. REG CHARGES MIN.	EACH	58.00	59.00	58.00	58.00	58.00	59.00	58.00	58.00
T.C.S. CH. MIN.WITH IN ZONE	EACH	110.00	110.00	110.00	110.00	110.00	110.00	110.00	110.00
TELEPHONE CHARGES LOCAL CALL	P/CALL	3.94	3.94	3.94	3.94	3.94	3.94	3.94	3.94
TEL CHARGES OUT SIDE CITY	P/CALL	3.94	3.94	3.94	3.94	3.94	3.94	3.94	3.94
INTERNET CHARGES	P/HOUR	45.00	40.00	27.50	27.50	20.00	25.00	30.00	20.00
MOBILE CELL CHARGES	P/UNIT	3.00	4.50	2.50	3.06	3.00	3.00	3.06	3.00
FAX CHARGES (LOCAL)	P/PAGE	15.00	10.00	17.50	17.50	15.00	20.00	15.00	15.00
TELEPHONE SET AV. QLTY	EACH	525.00	1150.00	800.00	650.00	815.38	500.00	500.00	600.00
MOBILE SET NOKIA/SONY/ERICSON/SAMSUNG WITHOUT CAMERA	EACH	3000.00	5200.00	3650.00	3650.00	2600.00	2200.00	2400.00	2250.00
T.V. 20" COLORED WEGA H-A21.	EACH	23250.00	23800.00	18000.00	17500.00	19500.00	17300.00	18000.00	18000.00
T.V 20" COLOR CHINA/KORIA)	EACH	14250.00	15300.00	13000.00	12000.00	12000.00	10750.00	11000.00	10000.00
V.C.P. PANASONIC/LG/NAT	EACH	6500.00	5500.00	5000.00	0.00	4000.00	5000.00	5000.00	6000.00
DVD/VCD PLAYER PANASONIC/LG	EACH	4500.00	4950.00	5000.00	5500.00	4500.00	3500.00	5000.00	3500.00
RADIO WITH C.PLAYER NATIONAL	EACH	3000.00	2100.00	1800.00	1250.00	2000.00	3500.00	3500.00	1500.00
PERSONNEL COMPUTER (BRANDED)	EACH	43250.00	35000.00	66000.00	50000.00	40000.00	31200.00	58000.00	46000.00
VID. CASSETTE BLK. TDK/SONY	EACH	150.00	200.00	180.00	100.00	140.00	120.00	200.00	120.00
COM. C.D. (TDK/IMATION)	EACH	30.00	45.00	50.00	35.00	50.00	80.00	60.00	50.00
TAPE RECORDER CASSETTE BLANK	EACH	50.00	55.00	50.00	40.00	50.00	60.00	50.00	50.00
VIDEO GAME SEGA 16 BYTE	EACH	1500.00	1650.00	1150.00	1150.00	1400.00	1000.00	1100.00	1800.00
CINEMA A/C. HIGH CLASS	TICKET	0.00	0.00	0.00	0.00	100.00	60.00	0.00	30.00
CINEMA NON-A/C HIGH CLASS	TICKET	0.00	35.00	0.00	30.00	70.00	40.00	50.00	20.00
CABLE CHARGES	PER MONT	250.00	275.00	300.00	250.00	400.00	300.00	250.00	300.00
TV.LICENCE FEE DOMESTIC	YEARLY	420.00	420.00	420.00	420.00	420.00	420.00	420.00	420.00
ENGLISH BOOK CLASS V1	EACH	77.00	77.00	77.00	77.00	35.10	35.10	35.10	35.10
ENGLISH BOOK CLASS IX OR X	EACH	129.00	129.00	129.00	129.00	40.30	40.30	40.30	40.30
ENG. BOOK IST.YR COMPLETE SET	EACH	82.00	82.00	82.00	82.00	118.15	118.15	118.15	118.15
ENGLISH BOOK BA/B.SC	EACH	178.00	178.00	178.00	178.00	150.00	150.00	150.00	150.00
URDU BOOK CLASS V (T.B.BORD)	EACH	70.00	70.00	70.00	70.00	54.10	54.10	54.10	54.10
URDU BOOK CLASS IX/X(T.B.B)	EACH	137.00	137.00	137.00	137.00	50.55	50.55	50.55	50.55
URDU BOOK IST.YEAR/INTER	EACH	51.00	51.00	51.00	51.00	43.30	43.30	43.30	43.30
URDU BOOK BA/B.SC	EACH	140.00	140.00	140.00	140.00	120.00	120.00	120.00	120.00
MATHS BOOK CALSS V (T.B.B)	EACH	84.00	84.00	84.00	84.00	50.90	50.90	50.90	50.90
MATHS BOOK CLASS IX OR X	EACH	236.00	236.00	236.00	236.00	187.20	187.20	187.20	187.20
MATHS BOOK IST.YEAR (T.B.B)	EACH	156.00	156.00	156.00	156.00	112.45	112.45	112.45	112.45
PAKISTAN STUDIES BOOK BA/B.SC	EACH	125.00	125.00	125.00	125.00	125.00	125.00	125.00	125.00
DAILY "DAWN"	P/COPY	19.00	19.00	19.00	19.00	19.00	19.00	19.00	19.00
DAILY "JANG"	P/COPY	12.00	12.00	12.00	12.00	12.00	12.00	12.00	12.00
DAILY "NAWA-E-WAQT"	P/COPY	12.00	12.00	12.00	12.00	12.00	12.00	12.00	12.00
WEEKLY "AKHBAR-E-JAHAN"	P/COPY	55.00	55.00	55.00	55.00	55.00	55.00	55.00	55.00
WEEKLY "MAG"	P/COPY	45.00	45.00	45.00	45.00	45.00	45.00	45.00	45.00
MONTHLY "NAUNEHAL DIGEST"	P/COPY	35.00	35.00	35.00	35.00	35.00	35.00	35.00	35.00
PAPER FOOLSCAPE (27"x17")	QUIRE	45.00	27.50	40.00	50.00	46.54	30.00	27.00	30.00
EXERCISE.BOOK LINED 80/100 PGS	EACH	45.00	70.00	70.00	70.00	31.54	18.00	30.00	15.00
PENCILGOLDFISH/DEER	EACH	6.00	5.00	7.00	7.00	6.00	6.00	6.00	5.00
PEN INK DOLLOR 57 ML BOTTLE	EACH	20.00	20.00	25.00	25.00	20.00	20.00	20.00	25.00
PHOTOSTATE PAPER 70 GM	PRT	310.00	280.00	350.00	350.00	460.00	225.00	360.00	300.00
BALL PEN (local)	EACH	6.00	5.00	8.00	7.00	8.00	6.00	7.00	5.00
FOUNTAIN PEN HERO/WINGS/CHINA	EACH	40.00	45.00	50.00	50.00	40.00	25.00	50.00	20.00
PRIVATE SCHOOL FEE ENGLISH MED. AVG. STAND. (CLASS I)	P/MONTH	800.00	2920.00	875.00	1000.00	761.54	912.50	1550.00	500.00
PRIVATE SCHOOL FEE ENGLISH MED. AVG. STAND. (CLASS V)	P/MONTH	1000.00	2945.00	1087.50	1400.00	861.54	918.75	1550.00	700.00
PRIVATE SCHOOL FEE ENGLISH MED. AVG. STAND. (CLASS VI)	P/MONTH	1300.00	2995.00	1125.00	1500.00	1261.54	862.50	1550.00	800.00
PRIVATE SCHOOL FEE ENGLISH MED. AVG. STAND. (CLASS X)	P/MONTH	1800.00	3150.00	1650.00	1700.00	1723.08	1162.50	2000.00	1000.00

Contd.

7.11 Intercity Consumer Prices September, 2014

Description	Unit	Mianwali	Bahawal-pur	Bahawal-nagar	R.Y. Khan	Karachi	Hyder-abad	Nawab-shah	Mirpur-khas
PRIVATE MEDICLE COLLEGE FEE MBBS (1ST YEAR)	P/MONTH	0.00	0.00	0.00	0.00	50307.69	50000.00	0.00	29166.00
PRIVATE ENGINEERING COLLEGE FEE (ISTR YEAR)	P/MONTH	0.00	0.00	0.00	0.00	6666.00	0.00	0.00	0.00
GOVT. COLLEGE FEE 1ST. YEAR	MONTH	50.00	50.00	50.00	50.00	45.00	35.00	40.00	35.00
GOVT. COLLEGE FEE 4TH. YEAR	MONTH	60.00	60.00	60.00	60.00	75.00	75.00	67.50	67.50
GOVT. UNIVERSITY FEE MSC.	MONTH	100.00	110.00	110.00	110.00	1300.00	385.00	1550.00	354.17
GOVT. MED. COLLEGE FEE MBBS	MONTH	0.00	1289.00	0.00	1050.00	2417.00	2200.00	2000.00	0.00
GOVT. ENGG. COLL. FEE I YEAR	MONTH	0.00	2000.00	0.00	500.00	1480.00	1000.00	333.33	0.00
COACHING FEE FOR CLASS IX/X	P/MONTH	1500.00	1500.00	1100.00	500.00	1800.00	500.00	1200.00	500.00
COACHING CHARGES FOR CLASS 1ST YEAR/INTER (SCIENCE)	P/MONTH	2500.00	1750.00	1500.00	700.00	2000.00	1000.00	1200.00	800.00
COACHING CHARGES FOR CLASS 1ST YEAR/INTER (COMMERCE)	P/MONTH	1000.00	1500.00	1500.00	600.00	1800.00	600.00	1200.00	600.00
I.T. TUITION FEES	P/MONTH	0.00	2417.00	0.00	2000.00	3000.00	2000.00	1600.00	0.00
MBA TUITION FEES	P/MONTH	0.00	2750.00	0.00	4585.00	8153.85	2500.00	6733.00	0.00
BREAD TANDOORI ST. SIZE	EACH	6.00	5.00	7.00	6.00	8.00	10.00	7.00	7.00
COOKED MUTTON (AV. HOTEL)	PLATE	140.00	95.00	150.00	150.00	126.15	123.75	150.00	100.00
COOKED BEEF (AV. HOTEL)	PLATE	100.00	65.00	120.00	70.00	71.54	61.88	70.00	70.00
COOKED DAL (AV. HOTEL)	PLATE	40.00	37.50	50.00	52.50	50.00	37.50	60.00	50.00
CHICKEN BIRYANI FULL/DOUBLE	PLATE	140.00	110.00	150.00	120.00	133.08	90.00	100.00	90.00
TEA PREPARED (ORDINARY)	CUP	15.00	15.00	20.00	20.00	15.00	15.00	20.00	25.00
HAIRCUT CHARGES FOR MEN	P/CUT	50.00	95.00	60.00	60.00	66.15	57.50	100.00	50.00
BEAUTY PORL HAIR STYL CHARGE	P/STY.	250.00	390.00	300.00	300.00	380.77	193.75	250.00	150.00
SHAVING CHARGES	PER SHV	30.00	35.00	30.00	30.00	43.08	21.25	50.00	20.00
LIPSTICK S.MISS/MEDORA	EACH	110.00	90.00	120.00	120.00	90.00	110.00	120.00	110.00
NAIL POLISH S.MISS/MEDORA	EACH	95.00	95.00	60.00	60.00	90.00	60.00	95.00	80.00
PERFUME MED.SIZE MEDORA/BROACH	EACH	110.00	180.00	180.00	180.00	166.15	120.00	175.00	190.00
HAIR-OIL AMLA/CHAMBELI	BOTTLE	110.00	110.00	110.00	110.00	115.00	110.00	100.00	110.00
TOILET SOAP LUX 95 GRAMS	EACH	40.38	40.38	40.38	40.38	40.38	40.38	40.38	40.38
TOILET SOAP LIFEBOUY 140 GRM	EACH	36.00	36.00	36.00	36.00	36.00	36.00	36.00	36.00
TOILET SOAP SAFEGUARD BATH SIZE	EACH	48.00	48.00	48.00	48.00	46.00	48.00	48.00	48.00
TOOTHPASTE MACKLINES 70 GRM	EACH	50.00	50.00	50.00	50.00	50.00	50.00	50.00	50.00
TOOTHPAST MED SIZE CLGATE 70 GMS	EACH	56.00	60.67	60.67	60.67	60.67	60.67	60.67	60.67
TOOTHBRUSH SHEILD A/PLAUQUE	EACH	50.00	25.00	30.00	25.00	35.00	35.00	40.00	35.00
TOOTHPOWDER DENTONIC 90 GRM	EACH	25.00	28.00	28.00	28.00	25.00	25.00	25.00	25.00
HAIR-COLOUR BEGIN (6 GMS)	EACH	95.00	95.00	95.00	95.00	95.00	95.00	90.00	96.00
HAIR COLOUR (KALAKOLA)	BOTTLE	120.00	120.00	120.00	120.00	120.00	120.00	120.00	120.00
FACECREAM PONDS (MEDIUM)	EACH	105.00	110.00	110.00	110.00	110.00	110.00	110.00	110.00
TALC POWDER VICE ROAY,B.CAT	EACH	120.00	130.00	135.00	135.00	120.00	130.00	130.00	130.00
BLADE TREET ORDINARY 10'S	PKT.	30.00	30.00	35.00	30.00	38.00	35.00	40.00	35.00
BLADE 7-O-CLOCK STAIN. 5'S	PKT.	35.00	30.00	35.00	30.00	35.00	30.00	40.00	30.00
SHAMPOO SUNSILK/PAINTIN 100 ML	BOTTLE	110.00	110.00	110.00	110.00	110.00	110.00	110.00	110.00
BEAUTY CREAM (FAIR & LOVELY)	EACH	155.00	155.00	155.00	155.00	99.00	155.00	155.00	155.00
HAIR REMOVING CREAM (EU-CREAM)	TUBE	65.00	60.00	60.00	60.00	60.00	60.00	60.00	60.00
GEL MEDIUM SIZE	BOTTLE	85.00	100.00	120.00	100.00	60.00	55.00	67.50	55.00
DISPOSABLE RAZOR GILLET-II	EACH	40.00	40.00	45.00	40.00	35.00	40.00	35.00	35.00
SHAVING CREAM TOUCH-ME/ADM.	EACH	60.00	60.00	65.00	60.00	60.00	55.00	55.00	55.00
GOLD TEZABI 24 CT	10 GM.	41600.00	40706.00	40295.00	39850.00	41024.00	41057.00	41700.00	40700.00
SILVER TEZABI 24 CT	10 GM.	700.00	656.00	643.00	668.00	715.38	640.00	760.00	647.00
ARTIFICIAL JEWELLARY SET	SET	900.00	725.00	1000.00	300.00	1061.54	400.00	1700.00	350.00
WRIST WATCH GENTS CITIZEN (ORIGINAL) ***	EACH	4100.00	7200.00	3000.00	3000.00	2000.00	3100.00	3750.00	2500.00
WRIST WATCH LADIES CITIZEN (ORIGINAL) ***	EACH	4100.00	7000.00	3000.00	3000.00	2000.00	3050.00	3750.00	2500.00
WALL CLOCK QUARTZ AV.QLTY	EACH	600.00	1050.00	600.00	500.00	400.00	312.50	500.00	350.00
SUITCASE REXIN (24"x16"x6")	EACH	1000.00	1600.00	1500.00	1150.00	1061.54	750.00	1500.00	800.00
TRUNK MEDIUM SIZE ***	EACH	1990.00	1800.00	1400.00	1200.00	1592.31	1050.00	1600.00	1000.00
PURSE LADIES (LEATHER) AVERAGE QUALITY	EACH	500.00	1050.00	1200.00	1100.00	761.54	375.00	800.00	500.00

7.11 Intercity Consumer Prices September, 2014

Description	Unit	Mithi	Sukkar	Larkana	Dadu	Peshawar	Mardan	Abbotta- bad	Bannu
WHEAT	10 KG.	325.00	340.00	312.50	320.00	360.00	370.00	425.00	350.00
WHEAT FLOUR FINE/SUPERIOR.	KG.	47.25	41.00	40.00	45.00	45.83	44.75	50.00	44.00
WHEAT FLOUR AVG. QLTY	KG.	40.00	39.50	38.00	40.00	40.83	42.00	45.00	40.50
WHEAT FLOUR BAG	10 KG.	400.00	387.50	377.50	400.00	405.08	410.00	427.50	400.00
MAIDA	KG.	55.00	50.00	46.50	50.00	53.33	55.00	56.25	61.50
SUJI	KG.	56.00	55.00	47.50	50.00	56.25	55.00	56.25	51.00
BESAN AV. QLTY.	KG.	72.00	85.00	75.00	80.00	81.67	85.00	80.00	80.00
RICE BASMATI SUP. QLTY.	KG.	135.00	150.00	140.00	140.00	141.67	142.50	147.50	127.50
RICE BASMATI 385/386	KG.	80.00	85.00	75.00	90.00	120.00	120.00	120.00	122.50
RICE BASMATI BROKEN AV.QLTY	KG.	75.00	75.00	80.00	60.00	78.33	85.00	90.00	52.50
RICE IRR1-6 (SINDH/PUNJAB)	KG.	42.00	52.50	35.00	40.00	49.17	50.00	52.50	77.50
VERMICELLI	KG.	85.00	80.00	70.00	70.00	74.17	80.00	80.00	70.00
BREAD PLAIN MEDIUM SIZE	EACH	45.00	50.00	40.00	45.00	35.00	35.00	35.00	35.00
RUSK (PAPAY)	KG.	150.00	230.00	200.00	200.00	163.33	200.00	150.00	140.00
BISCUITS-PACKED	PKT	35.00	35.00	35.00	35.00	35.00	35.00	35.00	35.00
BISCUIT-BAKERY (LOOSE)	250 GM	50.00	60.00	100.00	50.00	64.17	57.50	50.00	52.50
CORNFLAKS FAUJI 225 GM.	PKT	160.00	176.40	166.50	166.50	153.00	153.00	166.50	165.00
SAMOSA (VEGATABLE)	EACH	7.00	11.00	12.00	15.00	6.50	8.00	8.00	17.50
PASTRY AV.QLTY.	EACH	10.00	12.50	37.50	20.00	24.17	30.00	17.50	20.00
PATTIES (VEGATABLES)	EACH	10.00	12.50	18.00	10.00	23.33	22.50	20.00	30.00
NIMCO	250 GM	55.00	70.00	60.00	50.00	53.33	60.00	60.00	50.00
CHIPS	250 GM	55.00	75.00	80.00	60.00	53.33	50.00	80.00	85.00
BEEF WITH BONE AV.QLTY.	KG	0.00	290.00	290.00	280.00	273.33	260.00	257.50	270.00
MUTTON AV.QLTY.	KG	500.00	522.50	580.00	560.00	584.17	480.00	500.00	480.00
CHICKEN FARM BROILER (LIVE)	KG	130.00	130.00	150.00	180.00	154.00	155.00	130.00	160.00
FISH-RAHU MEDIUM SIZE	KG	300.00	330.00	275.00	340.00	242.50	227.50	220.00	290.00
MILK FRESH (UNBOILED)	LTR.	60.00	75.00	80.00	70.00	72.50	72.50	70.00	72.50
CURD	KG.	78.00	90.00	95.00	100.00	79.58	82.50	80.00	82.50
MILK TETRA PACK 1/2 LTR.	PKT.	50.00	60.00	60.00	50.00	50.00	50.00	60.00	55.00
LACTOGEN 400 GRAMS	PKT.	400.00	425.00	425.00	425.00	425.00	425.00	425.00	425.00
POWDER MILK NIDO 400GM.	PKT	325.00	350.00	350.00	350.00	350.00	325.00	350.00	340.00
MILK POWDER LOOSE/PACKED	KG.	480.00	480.00	450.00	365.00	590.00	557.50	500.00	540.00
BUTTER LOCAL PACKED	50 GM.	25.00	27.50	27.00	30.00	25.00	25.00	25.00	40.00
EGGS FARM	DOZ	110.00	112.00	100.00	110.00	96.67	105.00	90.00	110.00
MUSTARD OIL AV.QLTY.	KG.	150.00	147.50	200.00	160.00	221.67	210.00	250.00	180.00
COOKING OIL (DALDA)	2.5LTR	550.00	545.00	530.00	520.00	540.00	540.00	535.00	540.00
COOKING OIL (PAKWAN) OTHER BRAND SPECIFY	2.5 LTR	540.00	545.00	500.00	520.00	440.00	436.00	420.00	470.00
VEGETABLE GHEE TIN	2.5KG.	530.00	525.00	520.00	520.00	510.00	510.00	510.00	510.00
VEGETABLE GHEE (LOOSE)	KG.	180.00	160.00	145.00	140.00	159.17	160.00	170.00	147.50
DATES AV.QLTY.	KG.	80.00	230.00	180.00	200.00	191.67	130.00	245.00	200.00
PISTACHIO AV.QLTY.	50 GM.	95.00	120.00	130.00	100.00	77.50	80.00	100.00	75.00
ALMONDS WHOLE AV.QLTY.	KG.	495.00	800.00	800.00	610.00	657.50	650.00	400.00	462.50
COCONUT DRY AV.QLTY.	KG.	260.00	280.00	280.00	340.00	293.33	290.00	230.00	240.00
RAISINS AV.QLTY.	50 GM.	15.00	27.50	20.00	25.00	22.00	17.75	19.00	12.50
GROUNDNUTS (WITH SHELL)	KG.	105.00	220.00	160.00	150.00	161.67	130.00	200.00	127.50
MALTA/MOSAMBI	DOZ	0.00	0.00	0.00	0.00	0.00	0.00	0.00	0.00
KINNU	DOZ	0.00	0.00	0.00	0.00	0.00	0.00	0.00	0.00
APPLE	KG	80.00	70.00	90.00	100.00	83.33	80.00	82.50	105.00
ALOO BUKHARA	KG	0.00	0.00	0.00	0.00	0.00	0.00	0.00	0.00
POMEGRANATE (ANNAR)	KG	200.00	175.00	160.00	150.00	118.33	0.00	155.00	250.00
GRAPES	KG	200.00	170.00	155.00	180.00	110.00	110.00	110.00	100.00
BANANAS	DOZ	50.00	55.00	65.00	80.00	68.33	70.00	75.00	85.00
MANGO KALMI	KG	85.00	90.00	100.00	100.00	88.33	110.00	100.00	95.00
GUAVA	KG	60.00	30.00	60.00	50.00	75.00	57.50	60.00	50.00
WATERMELON (TURBOOZ)	KG	0.00	0.00	0.00	0.00	0.00	0.00	0.00	0.00
MUSKMELON (KHARBOOZA)	KG	0.00	0.00	0.00	0.00	0.00	0.00	0.00	0.00
SWEETMELON (GARMA)	KG	90.00	45.00	50.00	80.00	61.67	70.00	55.00	65.00
PULSE MASOOR (WHOLE)	KG.	115.00	110.00	110.00	120.00	120.00	120.00	120.00	120.00
PULSE MASOOR (WASHED)	KG.	120.00	130.00	115.00	120.00	120.00	135.00	120.00	120.00
PULSE MOONG (WASHED)	KG.	135.00	160.00	145.00	160.00	137.50	135.00	172.50	140.00
PULSE MASH (WASHED)	KG.	142.00	150.00	150.00	160.00	155.00	165.00	165.00	150.00

Contd.

7.11 Intercity Consumer Prices September, 2014

Description	Unit	Mithi	Sukkar	Larkana	Dadu	Peshawar	Mardan	Abbotta- bad	Bannu
PULSE GRAM	KG.	70.00	75.00	67.50	80.00	76.67	72.50	75.00	70.00
GRAM WHOLE BLACK AV.QLTY.	KG.	60.00	90.00	100.00	100.00	91.67	85.00	75.00	52.50
GRAM WHOLE YELLOW AV.QLTY	KG.	100.00	120.00	110.00	100.00	108.67	105.00	100.00	95.00
BEANS (LAL LOBIA)	KG.	120.00	170.00	140.00	140.00	121.67	115.00	150.00	107.50
POTATOES	KG	50.00	55.00	60.00	60.00	70.83	60.00	65.00	67.50
ONION	KG	30.00	37.50	35.00	35.00	44.17	40.00	40.00	37.50
TURNIP	KG	0.00	0.00	0.00	0.00	0.00	0.00	0.00	0.00
RADISH	KG	40.00	40.00	30.00	35.00	65.00	52.50	15.00	30.00
TOMATOES	KG	90.00	60.00	70.00	65.00	53.33	50.00	55.00	50.00
CABBAGE	KG	0.00	0.00	0.00	0.00	0.00	0.00	0.00	0.00
CAULIFLOWER	KG	0.00	0.00	0.00	0.00	0.00	0.00	0.00	0.00
BRINJAL	KG	30.00	30.00	25.00	25.00	36.25	42.50	30.00	30.00
PUMPKIN	KG	0.00	0.00	0.00	0.00	0.00	0.00	0.00	0.00
BOTTLEGOURD	KG	50.00	40.00	39.00	35.00	37.50	35.00	35.00	32.50
LADY FINGER	KG	80.00	75.00	70.00	40.00	63.33	55.00	40.00	70.00
PEAS	KG	0.00	0.00	0.00	0.00	0.00	0.00	0.00	0.00
SPINACH	KG	30.00	20.00	12.50	20.00	29.17	25.00	20.00	25.00
TINDA	KG	60.00	57.50	40.00	25.00	65.00	50.00	55.00	50.00
TURAI	KG	80.00	45.00	40.00	40.00	46.67	30.00	35.00	37.50
KARAILA	KG	45.00	45.00	57.50	40.00	50.00	35.00	40.00	65.00
ARVI	KG	65.00	45.00	45.00	60.00	46.67	40.00	45.00	40.00
CHILLIES GREEN	KG	40.00	50.00	42.50	30.00	42.50	45.00	42.50	100.00
CARROT	KG	0.00	0.00	0.00	0.00	0.00	0.00	0.00	0.00
COCUMBER (KHEERA)	KG	80.00	70.00	60.00	60.00	55.00	40.00	45.00	70.00
LEMON	250GM	25.00	30.00	25.00	30.00	28.33	20.00	50.00	30.00
SUGAR REFINED	KG.	60.00	59.00	60.00	60.00	61.83	65.00	62.00	60.00
GUR AV.QLTY	KG.	80.00	75.00	72.50	80.00	94.17	82.50	100.00	87.50
HONEY LANGANESE 500 GM.	BOTTLE	740.00	750.00	820.00	720.00	860.00	860.00	850.00	350.00
MILO 200 GM.	BOTTLE	190.00	206.00	200.00	200.00	170.00	170.00	200.00	200.00
CUSTARD POWDER RAFHAN 300 GM.	PKT	75.00	75.00	70.00	75.00	75.00	75.00	75.00	75.00
TOFFEE (HILAL)	EACH	1.00	1.00	2.00	1.00	1.50	1.50	1.00	1.00
CHOWKELATE CANDY (SMALL SIZE)	EACH	5.00	5.00	5.00	5.00	5.00	5.00	5.00	5.00
SWEETMEAT (MIXED)	KG	300.00	380.00	440.00	350.00	271.67	250.00	230.00	172.50
ICE CREAM WALLS	CUP.	40.00	40.00	40.00	40.00	40.00	40.00	40.00	40.00
ICE	KG	10.00	8.00	15.00	10.00	15.00	15.00	9.00	12.00
JAM AHMED/MITCHELLES	BOTTLE	120.00	130.00	120.00	125.00	133.33	140.00	130.00	110.00
SQUASH-MITCHELLES	BOTTLE	135.00	150.00	135.00	135.00	150.00	150.00	150.00	140.00
ROOH AFZA	BOTTLE	140.00	140.00	140.00	140.00	140.00	140.00	140.00	145.00
JAM-E-SHIREEN	BOTTLE	145.00	145.00	140.00	140.00	145.00	145.00	145.00	145.00
SAUNF	50 GM	16.00	20.00	20.00	20.00	20.00	17.50	20.00	15.00
CINAMON LOOSE AV. QLTY	50 GM.	20.00	20.00	20.00	20.00	20.00	20.00	27.50	30.00
CUMINSEED WHITE NATIONAL	50 GM.	50.00	52.00	50.00	54.00	54.00	54.00	52.00	52.00
PEPPER BLACK NATIONAL	50 GM.	96.00	96.00	96.00	96.00	96.00	96.00	96.00	80.00
CLOVES LOOSE AV.QLTY	50 GM.	85.00	90.00	90.00	90.00	108.33	120.00	125.00	100.00
CARDAMOM LARGE LOOSE AV.QLTY	50 GM.	140.00	130.00	135.00	150.00	136.67	150.00	140.00	90.00
CARDAMOM SMALL AV.QLTY	50 GM.	65.00	80.00	100.00	70.00	125.00	110.00	115.00	120.00
SALT-POWDERED (LAHORI) LOOSE	KG.	10.00	9.00	10.00	8.00	10.00	10.00	10.00	8.00
SALT POWDERED (NATIONAL/SHAN)	PKT	20.00	25.00	25.00	25.00	25.00	25.00	25.00	20.00
CHILLIES POWD.NATIONAL 200GM	PKT	105.00	105.00	105.00	105.00	105.00	105.00	105.00	105.00
CHILLIES POWDER LOOS	KG.	200.00	250.00	240.00	240.00	216.67	210.00	290.00	280.00
CORRIANDER SEED POWD.NATIONAL	PKT	78.00	88.00	78.00	88.00	78.00	78.00	88.00	77.00
CORRIANDER SEED (LOOSE)	KG.	220.00	190.00	220.00	240.00	230.00	260.00	280.00	280.00
TURMERIC POWD.NATIONAL 50GM	PKT.	35.00	35.00	35.00	35.00	35.00	35.00	35.00	35.00
CURRY POWD. NATIONAL 200 GM	PKT.	86.00	86.00	86.00	86.00	87.00	87.00	87.00	86.00
TOMATO KETCHUP AHMED/MITCHL	BOTTLE	85.00	80.00	80.00	90.00	89.17	90.00	80.00	70.00
PICKLES AHMED/MITCHELLES	BOTTLE	90.00	110.00	110.00	115.00	110.00	120.00	100.00	100.00
VINEGAR SYNTHETIC (SIRKA)	BOTTLE	55.00	75.00	85.00	75.00	78.33	60.00	75.00	40.00
GARLIC	KG	130.00	110.00	100.00	110.00	145.83	120.00	105.00	150.00
GINGER	KG	250.00	240.00	220.00	300.00	342.50	300.00	210.00	380.00
TAPAL DANEDAR TEA 200GM PACKET	PKT	126.32	113.68	108.42	113.68	126.32	126.32	126.32	126.32
TEA LIPTON YELLOW LABEL 200GM.	PKT.	128.42	124.21	124.21	124.21	128.42	128.42	124.21	124.21

Contd.

7.11 Intercity Consumer Prices September, 2014

Description	Unit	Mithi	Sukkar	Larkana	Dadu	Peshawar	Mardan	Abbotta- bad	Bannu
TEA LOOSE KENYA AV.QLTY 250GM.	PKT.	140.00	120.00	125.00	135.00	126.67	117.50	150.00	122.50
COFFEE-NESCAFE 75 GM. **	BOTTLE	300.00	320.00	317.50	300.00	300.00	300.00	330.00	280.00
COLD DRINK (STANDARD SIZ)	BOTTLE	25.00	25.00	25.00	20.00	25.00	25.00	21.00	25.00
FRUIT JUICE TETRA PACK	PKT.	15.00	15.00	15.00	15.00	15.00	15.00	17.50	17.50
MINERAL WATER NESTLE 1.5 LTR	BOTTLE	45.00	45.00	45.00	45.00	45.00	45.00	46.25	47.50
CIGARETTES K-2 10'S **	PKT	50.00	45.00	45.00	46.00	45.00	45.00	45.00	45.00
CIGARETTES CAPSTAN 10'S **	PKT	50.00	45.00	50.00	48.00	50.00	50.00	50.00	50.00
CIGARETTES GOLD LEAF 20'S	PKT	100.00	96.00	97.50	100.00	100.00	100.00	100.00	100.00
CIGARETTES MORVEN GOLD 20'S	PKT	50.00	45.00	50.00	48.00	50.00	50.00	50.00	50.00
BETEL LEAVES	50GM.	70.00	70.00	65.00	80.00	70.00	90.00	60.00	72.50
BETEL NUTS	KG.	260.00	270.00	220.00	200.00	400.00	425.00	270.00	290.00
LONG CLOTH 57" GUL AHMED/AL-KARAM	METER	170.00	230.00	195.00	230.00	300.00	300.00	195.00	165.00
SHIRTING AV.QLTY.	METER	100.00	120.00	130.00	130.00	283.33	287.50	150.00	140.00
PANT CLOTH W & WEAR AV.QLTY	METER	300.00	450.00	350.00	300.00	375.00	350.00	375.00	595.00
LAWN PRINTED GUL AHMED/AL-KARAM	METER	220.00	375.00	333.00	230.00	340.00	290.00	300.00	177.50
GEORGETTE AV.QLTY	METER	140.00	150.00	130.00	100.00	110.00	110.00	80.00	97.50
LINEN AV.QLTY ***	METER	150.00	140.00	175.00	120.00	155.00	165.00	125.00	136.25
HEAVY WT SUITING LAWERNCPUR AVG QLTY	METER	1400.00	1250.00	1100.00	900.00	2250.00	2050.00	1200.00	830.00
HEAVY WT SUITING LAWERNCPUR SUP QLTY	METER	1500.00	1500.00	1300.00	1300.00	2500.00	2500.00	1650.00	900.00
TROPICAL SUITING LAW.PUR	METER	900.00	1000.00	900.00	750.00	1400.00	1400.00	1100.00	655.00
PANT BOY 24"/26" LENGTH.	EACH	325.00	400.00	325.00	500.00	483.33	550.00	625.00	675.00
SHIRT BOY 24"/26" LENGTH	EACH	250.00	400.00	320.00	400.00	341.67	335.00	625.00	315.00
SCHOOL UNI. PANT,SHIRT BOYS	SUIT	650.00	600.00	500.00	540.00	737.50	750.00	630.00	700.00
SCHOOL UNI. KAMEEZ,SHAL.BOYS	SUIT	500.00	600.00	520.00	475.00	666.67	650.00	800.00	650.00
SCHOOL UNI. KAMEEZ,SHAL.GIRL	SUIT	680.00	600.00	520.00	540.00	816.67	850.00	670.00	650.00
FROCK W/WEAR GIRLS	EACH	400.00	900.00	480.00	630.00	841.67	750.00	1050.00	725.00
AWAMI-SUIT W & W(BOY) 24"/26	SUIT	700.00	900.00	570.00	685.00	960.00	875.00	1050.00	750.00
AWAMI-SUIT W&W (GENTS)AV.QLTY	SUIT	800.00	1000.00	820.00	960.00	1616.67	1450.00	1875.00	1700.00
PULLOVER GENTS OXFORD/BON.	EACH	2000.00	2100.00	2085.00	2700.00	3137.50	3137.50	2895.00	2600.00
PULLOVER LADIES OXFORD/BON.	EACH	1800.00	1800.00	1800.00	2300.00	2726.67	2840.00	2895.00	2600.00
PULLOVER (GENTS) OTHERS A.QTY	EACH	700.00	800.00	700.00	600.00	900.00	925.00	1955.00	1250.00
SECOND-HAND COAT FOR MEN	EACH	525.00	400.00	375.00	300.00	558.33	475.00	525.00	250.00
SECONDHAND SWEETER FOR MEN DUP QLTY	EACH	325.00	225.00	275.00	200.00	466.67	550.00	375.00	175.00
SECONDHAND WINTER JACKET	EACH	260.00	400.00	425.00	250.00	641.67	900.00	500.00	175.00
UNDERWEAR AV.QLTY MEDIUM SIZE	EACH	70.00	90.00	140.00	60.00	115.00	90.00	150.00	77.50
VEST FOR MEN AV.QLTY.	EACH	60.00	100.00	95.00	100.00	132.50	110.00	150.00	77.50
VEST/SHAMEEZ (WOMEN) AVG. QLTY	EACH	65.00	120.00	140.00	140.00	162.50	110.00	200.00	127.50
SOCKS NYLON (PAKISTANI)	PAIR	50.00	90.00	82.50	50.00	97.50	85.00	77.50	62.50
BRASSIER AV.QLTY.	EACH	80.00	120.00	180.00	100.00	121.67	110.00	85.00	150.00
BRASSIER SUP QLTY	EACH	300.00	300.00	280.00	200.00	236.67	190.00	185.00	220.00
DOPATTA GEORGETTE AV.QLTY.	EACH	300.00	225.00	300.00	250.00	251.67	260.00	387.50	235.00
DOPATTA COTTON AV GLTY	EACH	200.00	175.00	220.00	200.00	222.50	235.00	250.00	265.00
CHADDAR (W/WEAR) (2x2.5 MTR)	EACH	300.00	275.00	500.00	350.00	883.33	725.00	487.50	450.00
LUNGI/DHOTI(COTTON) AVG. QLTY	EACH	310.00	250.00	470.00	250.00	275.00	300.00	350.00	340.00
HANDKERCHIEF AVG. QLTY PAK	EACH	40.00	50.00	50.00	45.00	27.50	27.50	30.00	20.00
HANDKERCHIEF SUP. QLTY PAK	EACH	60.00	77.50	75.00	120.00	51.67	45.00	45.00	37.50
GLOVES AV QLTY	PAIR	60.00	70.00	55.00	50.00	110.00	110.00	80.00	52.50
AZARBAND COTTON AVG. QLTY	EACH	8.00	20.00	22.50	15.00	25.83	22.50	11.00	15.00
SEWING THREAD/REEL(ASLI PARI)	EACH	5.00	7.00	7.00	7.00	8.50	8.50	6.00	5.00
WASHING CHARGES PAINT & SHIRT	SUIT	50.00	55.00	60.00	40.00	200.00	100.00	50.00	70.00
DRY CLEANING SUIT COAT PANT	SUIT	200.00	250.00	270.00	160.00	383.33	325.00	350.00	250.00
WASHING CH. (KAMIZ-SHALWAR)	PAIR	50.00	50.00	50.00	30.00	76.67	65.00	50.00	60.00
TAILORING SHIRT	EACH	250.00	400.00	350.00	200.00	466.67	425.00	300.00	275.00
TAILORING CHARGES PANT (MEN)	EACH	250.00	600.00	500.00	300.00	1250.00	775.00	675.00	900.00
TAILORING COAT-PANT SUIT	SUIT	3000.00	4000.00	3200.00	3200.00	5000.00	4000.00	4000.00	2750.00
TAILORING AWAMI-SUIT (MALE)	SUIT	300.00	475.00	575.00	475.00	608.33	550.00	475.00	500.00
TAILORING SUIT FEMALE	SUIT	300.00	450.00	575.00	250.00	525.00	475.00	293.75	400.00
GENTS SHOES PAUL BATA	PAIR	1199.00	1199.00	1199.00	1199.00	1199.00	1199.00	1199.00	1199.00
GENTS SANDAL BATA	PAIR	699.00	699.00	699.00	699.00	699.00	699.00	699.00	699.00
GENTS SPOUNG CHAPPAL BATA	PAIR	179.00	179.00	179.00	179.00	179.00	179.00	179.00	179.00
LADIES SANDAL BATA	PAIR	499.00	499.00	499.00	499.00	499.00	499.00	499.00	499.00

Contd.

7.11 Intercity Consumer Prices September, 2014

Description	Unit	Mithi	Sukkar	Larkana	Dadu	Peshawar	Mardan	Abbotta- bad	Bannu
LADIES SPOUNG CHAPPAL BATA	PAIR	179.00	179.00	179.00	179.00	179.00	179.00	179.00	179.00
CHILD SHOE POWER LITE BATA	PAIR	599.00	599.00	599.00	599.00	599.00	599.00	599.00	599.00
GENTS SHOE, ART 1109 SERVICE	PAIR	999.00	999.00	999.00	999.00	999.00	999.00	999.00	999.00
NYLON JOGGER 27 SIZE 2-5 ***	PAIR	1299.00	1299.00	1299.00	1299.00	1299.00	1299.00	1299.00	1299.00
CHINA FOOT WEAR AV. QLTY (MALE) *	PAIR	400.00	500.00	750.00	800.00	920.83	825.00	875.00	850.00
CHINA FOOT WEAR AV. QLTY (FEMALE) *	PAIR	240.00	425.00	300.00	350.00	825.00	750.00	837.50	700.00
CHINA FOOT WEAR AV. QLTY (CHILDREN) *	PAIR	220.00	425.00	300.00	500.00	508.33	425.00	450.00	450.00
SHOE REPAIR HALF SOLE	PAIR	50.00	65.00	150.00	50.00	131.67	110.00	90.00	80.00
SHOES POLISH CHARGES AVERAGE SHOP	PAIR	10.00	15.00	20.00	10.00	20.00	20.00	20.00	17.50
HOUSE RENT (combined)	MONTH	3056.00	4900.00	3915.00	3174.00	7058.00	2999.00	8409.00	3321.00
rent 2	pm	3056.00	4900.00	3915.00	3174.00	7058.00	2999.00	8409.00	3321.00
RENT3	PM	3056.00	4900.00	3915.00	3174.00	7058.00	2999.00	8409.00	3321.00
RENT4	PM	3056.00	4900.00	3915.00	3174.00	7058.00	2999.00	8409.00	3321.00
RENT5	PM	3056.00	4900.00	3915.00	3174.00	7058.00	2999.00	8409.00	3321.00
RENT6	PM	3056.00	4900.00	3915.00	3174.00	7058.00	2999.00	8409.00	3321.00
SYNTHETIC ENEMAL ROBIALAC BALTI 3.64 LTR.	EACH	1850.00	1900.00	2100.00	1450.00	1800.00	1800.00	1950.00	1775.00
SYNTHETIC ENEMAL ICI BALTI 3.64 LTR.	EACH	1850.00	1900.00	2100.00	1450.00	1850.00	1900.00	1950.00	1825.00
CEMENT (LOCAL) SPECIFY BRAND NAME	BAG	550.00	550.00	550.00	540.00	501.67	500.00	512.50	510.00
BRICKS (NEW) IST CLASS	P/1000	5000.00	5000.00	4900.00	4000.00	8000.00	7250.00	8000.00	6000.00
CEMENT BLOCKS (6"x8"x12")	P/100	0.00	0.00	0.00	0.00	0.00	0.00	0.00	0.00
BAJREE	100CFT	5000.00	2650.00	3750.00	2800.00	3500.00	3350.00	3200.00	1800.00
SAND (BLACK PIT SAND)	K100CFT	2000.00	1500.00	1500.00	2000.00	1983.33	1600.00	2600.00	1400.00
TIMBER SHESHAM LOG IST QUALITY	cubmt.	0.00	37044.00	42377.00	55500.00	42378.00	42378.00	0.00	35000.00
IRON BAR (M.S. BAR) 1/2"	P/TON	80000.00	80000.00	80000.00	79000.00	82166.67	82000.00	83000.00	80000.00
CARPANTER WAGE RATE	P/DAY	600.00	750.00	800.00	600.00	741.67	750.00	775.00	800.00
MASON (RAJ) WAGE RATE	P/DAY	600.00	750.00	800.00	800.00	900.00	750.00	775.00	1150.00
UNSKILLED LABOUR WAGE RATE	P/DAY	400.00	375.00	350.00	350.00	483.33	400.00	400.00	425.00
PLUMBER WAGE RSTE	P/DAY	600.00	750.00	600.00	450.00	900.00	800.00	0.00	800.00
ELECTICIAN WAGE RATE PER DAY **	P/DAY	0.00	0.00	600.00	400.00	933.33	800.00	0.00	650.00
ELECTICIAN WAGE RATE PER POINT **	P/PNT	75.00	87.50	120.00	60.00	100.00	100.00	122.50	90.00
WATER CHARGES PER HOUSE	P/MONTH	200.00	57.50	150.00	35.00	150.00	120.00	175.00	200.00
ELECT.CHARGES UPTO 50 UNITS	P/UNIT	2.00	2.00	2.00	2.00	2.00	2.00	2.00	2.00
ELECT.CHARGES 01 - 100 UNIT	P/UNIT	5.79	5.79	5.79	5.79	5.79	5.79	5.79	5.79
ELECT.CHARGES 101 - 300 UNIT	P/UNIT	9.70	9.70	9.70	9.70	9.70	9.70	9.70	9.70
ELECT.CHARGES 301 - 1000 UNIT	P/UNIT	15.27	15.27	15.27	15.27	15.27	15.27	15.27	15.27
ELECT.CHARGES ABOVE 1000 UNIT	P/UNIT	17.41	17.41	17.41	17.41	17.41	17.41	17.41	17.41
ELEC	PM	10.03	10.03	10.03	10.03	10.03	10.03	10.03	10.03
GAS CHRg upto 3.3719 MMBTU	MMBTU	0.00	124.18	124.18	124.18	124.18	124.18	124.18	124.18
GAS CHRg 3.3719 - 6.7438 MMBTU	MMBTU	0.00	248.37	248.37	248.37	248.37	248.37	248.37	248.37
GAS CHRg 6.7438 - 10.1157 MMBTU	MMBTU	0.00	248.37	248.37	248.37	248.37	248.37	248.37	248.37
GAS CHRg10.1157 - 13.4876 MMBTU	MMBTU	0.00	620.91	620.91	620.91	620.91	620.91	620.91	620.91
GAS	PM	0.00	620.91	620.91	620.91	620.91	620.91	620.91	620.91
GAS	PM	0.00	372.55	372.55	372.55	372.55	372.55	372.55	372.55
KEROSENE OIL	LTR	120.00	108.50	130.00	140.00	117.17	120.00	120.00	122.00
FIREWOOD WHOLE	40 KG.	350.00	400.00	400.00	400.00	666.67	500.00	387.50	490.00
CHAIR SHESHAM WOOD WITH ARMS **	EACH	1100.00	1750.00	2450.00	1200.00	1833.33	1800.00	1600.00	1025.00
CHAIR PLASTIC (CHAIRMAN) AVERAGE QUALITY	EACH	650.00	700.00	850.00	800.00	1033.33	1000.00	915.00	637.50
TABLE SHESHAM WOOD (4X2X5") ***	EACH	2800.00	4500.00	7700.00	5000.00	5500.00	5250.00	6000.00	5500.00
SOFASET WOODEN WITH FOAM SEAT **	SET	12000.00	12500.00	14600.00	20000.00	22166.67	19000.00	16500.00	14500.00
COT IRON (WITH NIWAR)AV.QLTY.	EACH	2000.00	2250.00	3000.00	2600.00	2100.00	2100.00	2200.00	1737.50
ALMIRAH (STEEL) 6'X3' 20 GUAGE	EACH	7000.00	12000.00	9600.00	14000.00	9000.00	8500.00	14500.00	8900.00
DINNING TABLE 6 CHAIRS A.QLTY	SET	11000.00	19500.00	16000.00	25000.00	26500.00	23500.00	17000.00	11500.00
SINGLE BED WITHOUT FOAM MED.	EACH	3800.00	8000.00	4800.00	5500.00	6000.00	5250.00	3750.00	3500.00
MATRESS SINGLE(4"THICK)	EACH	6100.00	4500.00	4900.00	6100.00	4733.33	4625.00	4700.00	4200.00
FARSHI DARI 12'X9' AV.QLTY	EACH	800.00	900.00	1300.00	800.00	1366.67	1150.00	1400.00	1400.00
DARI COTTON (6'x2 1/2') AV.QL	EACH	500.00	350.00	575.00	300.00	350.00	375.00	300.00	400.00
CARPET PLAIN AV. QLTY	SQFT.	40.00	32.50	90.00	22.00	38.83	41.50	47.50	44.50
QUILT (LIHAF) 3 KG. COTTON	EACH	600.00	900.00	780.00	600.00	1025.00	1125.00	850.00	900.00
BLANKET (90" x 54")	EACH	2000.00	3000.00	3000.00	3500.00	2433.33	2500.00	3000.00	2800.00
BEDSHEET SINGLE BED SUP.QLTY	EACH	400.00	425.00	850.00	600.00	816.67	825.00	575.00	425.00
BED SHEET DOUBLE WITH TWO PILLOW COVERS SUP QLTY	SET	600.00	800.00	1200.00	1100.00	1583.33	1650.00	2200.00	1275.00

Contd.

7.11 Intercity Consumer Prices September, 2014

Description	Unit	Mithi	Sukkar	Larkana	Dadu	Peshawar	Mardan	Abbotta- bad	Bannu
TOWEL(3'x2') AV. QALTY	EACH	110.00	237.50	235.00	150.00	300.00	225.00	475.00	250.00
CEILING FAN 48" SUPER QLTY **	EACH	2500.00	2850.00	3600.00	2500.00	2925.00	3000.00	2895.00	3500.00
PEDESTAL FAN 22" SUPER QLTY	EACH	4000.00	3850.00	4600.00	3600.00	4700.00	4350.00	4390.00	4200.00
REFG. DAWLENCE 10 CFT. D.DOOR	EACH	27300.00	32500.00	32000.00	28500.00	30000.00	30000.00	30400.00	30000.00
D-FREEZER WAVES 8 CFT.	EACH	29000.00	30000.00	33000.00	25000.00	30000.00	30500.00	28900.00	30500.00
AIRCONDITIONER 1.5 TON PEL	EACH	41800.00	52000.00	47000.00	55000.00	40000.00	41000.00	40000.00	45000.00
SPLIT AIR CONDITIONER 1.5 TON (SPECIFY BRAND NAME)	EACH	46500.00	41000.00	43500.00	43000.00	42500.00	45000.00	44000.00	45000.00
AIRCOOLER SUPER ASIA	EACH	9000.00	12300.00	12000.00	11000.00	14500.00	14500.00	10500.00	10500.00
WASHING MACHINE SINGER	EACH	15600.00	15900.00	14700.00	14700.00	15500.00	15600.00	15600.00	14700.00
SEWING MACHINE(SINGER)	EACH	5860.00	5860.00	5210.00	5200.00	5860.00	5860.00	5860.00	5910.00
GIZER LARGE SIZE 30 GALLON CAPACITY SUP QLTY	EACH	15600.00	16000.00	15500.00	14000.00	20800.00	20450.00	20500.00	15200.00
GAS BURNER DOUBLE SPFY.BRAND	EACH	1500.00	1900.00	1625.00	1900.00	3406.67	2500.00	1725.00	2500.00
ELECT. IRON PHILIPS MDL.1120	EACH	1500.00	1700.00	2100.00	2000.00	2733.33	1600.00	1650.00	1500.00
ELECTRIC JUICER FOR APPLE	EACH	3000.00	2725.00	5000.00	3500.00	4533.33	4500.00	4000.00	4700.00
S.STEEL DEGHCHI MEDIUM SIZE ***	EACH	490.00	600.00	500.00	500.00	743.33	650.00	475.00	530.00
ALUMINIUM COOKING PAN (DEGCHI) MED SIZE	EACH	380.00	450.00	460.00	450.00	675.00	650.00	350.00	555.00
NON STICK COOKING PAN (DEGCHI) SUP. QLTY	EACH	560.00	550.00	495.00	787.50	1016.67	625.00	600.00	562.50
FRYING PAN STEEL AVG. QLTY MED. SIZE	EACH	260.00	300.00	440.00	190.00	416.67	375.00	325.00	460.00
TAWA IORN (MEDIUM SIZE) AVG. QLTY	EACH	250.00	300.00	400.00	190.00	383.33	425.00	350.00	550.00
S.STEEL PLATE A.QLTY.(M.SIZE)	EACH	60.00	70.00	120.00	60.00	71.67	67.50	75.00	65.00
TABLE SPOON S.STEEL SUP.QLTY.	DOZEN	280.00	350.00	355.00	250.00	483.33	425.00	305.00	470.00
WATER SET JUG+6 GLASSES (OMROC)	SET	370.00	550.00	370.00	600.00	458.33	450.00	450.00	450.00
TEA SET PAK. CHINAWARE 21 PCS.	SET	1450.00	1750.00	1000.00	2000.00	2450.00	2200.00	2000.00	1225.00
DINNER SET PLASTIC 72 PIECES SUPERIOR QLTY	SET	2500.00	6250.00	4000.00	6200.00	8666.67	8000.00	5250.00	3625.00
HOTPOT SET PLASTIC 3 PCS.	SET	1000.00	1500.00	1450.00	1200.00	1200.00	1100.00	1500.00	1487.50
BUCKET(BALTI) PLASTIC MED.SIZ	EACH	275.00	400.00	260.00	300.00	350.00	400.00	375.00	405.00
LOTA PLASTIC (MED SIZE) AVERAGE QUALITY	EACH	50.00	70.00	55.00	50.00	53.33	47.50	47.50	28.75
PRESURE COOKER 4 LTR.	EACH	900.00	1500.00	1000.00	1300.00	1300.00	1150.00	900.00	1400.00
WATER COOLER 9/10 LTR.PLASTIC ***	EACH	525.00	600.00	600.00	400.00	516.67	475.00	575.00	450.00
THERMOS STARVAC 1 LTR	EACH	350.00	650.00	460.00	500.00	475.00	425.00	450.00	450.00
BULB PHILIPS 100-WATTS	EACH	30.00	30.00	30.00	35.00	40.00	40.00	30.00	30.00
TUBE LIGHT PHILIPS 40 WATTS	EACH	110.00	97.50	95.00	100.00	100.00	100.00	110.00	95.00
ELECTRIC BLUBS "0" WATTE LOCAL	EACH	20.00	22.00	20.00	20.00	21.67	25.00	20.00	20.00
ELECTRIC BLUB ENERGY SAVER 14 WATTS	EACH	110.00	155.00	175.00	160.00	180.00	180.00	160.00	160.00
WASHING SOAP 250 GMS SPECIFY BRAND NAME	EACH	25.00	30.00	35.00	30.00	40.00	40.00	40.00	37.00
SURF EXCEL 400 GMS POLY BAG	EACH	125.00	125.00	125.00	125.00	125.00	125.00	125.00	125.00
WASHING POWDER 1000 GRM	EACH	175.00	185.00	185.00	185.00	185.00	185.00	180.00	175.00
WASHING POWDER (WHEEL/ BONUS) 100 GRAMS	EACH	85.00	95.00	85.00	90.00	95.00	95.00	85.00	95.00
CLEANSER POWDER VIM 1000 GM	PKT.	66.67	72.22	66.67	66.67	72.22	66.67	72.22	72.22
FINIS 500 ML	BOTTLE	125.00	180.00	165.00	180.00	138.33	125.00	180.00	120.00
PHNYLE TYPHONE/FINIS/CARRANITE 3 LITRES	BOTTLE	110.00	130.00	120.00	140.00	130.00	120.00	125.00	115.00
HARPIC	BOTTLE	125.00	135.00	135.00	125.00	135.00	135.00	125.00	130.00
BOOT POLISH CHERRY/KIWI 50ML	EACH	80.00	100.00	100.00	90.00	90.00	90.00	100.00	100.00
ROBIN BLUE (35 GRAMS)	PKT.	30.00	30.00	30.00	45.00	45.00	45.00	30.00	40.00
TISSU PAPER PERFUMED 100 PCS.	PKT	90.00	95.00	100.00	95.00	110.00	115.00	110.00	80.00
TOILET PAPER ROLL (R.PETEL)	P/ROLL	35.00	35.00	35.00	30.00	38.00	38.00	35.00	35.00
BOOT POLISH LIQUID CHEERY BLOSSOM KIWI 75 ML	BOTTLE	120.00	120.00	120.00	130.00	135.00	135.00	120.00	120.00
MATCH BOX SMALL	EACH	2.00	2.00	2.00	2.00	1.67	1.50	1.00	1.50
DRY CELL 1.5 VOLT(LOCAL)	EACH	20.00	25.00	20.00	25.00	25.00	25.00	20.00	23.50
HAND STITCHING NEEDLE M.SIZE	PACKET	5.00	10.00	9.00	6.00	5.83	6.00	9.00	6.00
SEWING MACHINE NEEDLE (SINGER)	EACH	5.00	8.00	7.00	5.00	5.83	6.00	7.50	5.00
HOUSEHOLD SERVANT FEMALE P/T	P/MNTH	800.00	1500.00	1250.00	1500.00	1500.00	1100.00	2500.00	1500.00
MARRIAGE HALL WITH FURNITURE	P/HEAD	60.00	100.00	150.00	60.00	233.33	250.00	105.00	80.00
SEPTRAN TABLETS	10TAB.	15.00	15.00	15.00	15.00	15.00	15.00	15.00	15.00
BRUFEN TABS 200-MG.	10TAB.	10.00	10.00	10.00	10.00	10.00	10.00	10.00	10.00
PANADOL TAB. EXTRA/PLAIN	10TAB.	10.00	10.00	10.00	10.00	10.00	10.00	10.00	10.00
DISPRIN TAB.	10TAB.	10.00	10.00	10.00	10.00	10.00	10.00	10.00	10.00
TRISIL TAB.	10 TAB	10.00	10.00	10.00	10.00	10.00	10.00	10.00	10.00
FLAGYL TAB. 200 MG.	10TAB.	10.00	10.00	10.00	10.00	10.00	10.00	10.00	10.00
VENTOLIN TAB. 2MG.	10TAB.	9.00	9.00	9.00	9.00	9.00	9.00	9.00	9.00
DAONIL TAB. 5 MG.	10TAB.	17.00	17.00	17.00	17.00	17.00	17.00	17.00	17.00

Contd.

7.11 Intercity Consumer Prices September, 2014

Description	Unit	Mithi	Sukkar	Larkana	Dadu	Peshawar	Mardan	Abbotta- bad	Bannu
ENTOX TAB.	10TAB.	10.00	10.00	10.00	10.00	10.00	10.00	10.00	10.00
RENITEC TAB. 5 MG.	10TAB.	59.00	59.00	59.00	59.00	59.00	59.00	59.00	59.00
CAC. 1000 TAB	BOTTLE	122.00	122.00	122.00	122.00	122.00	122.00	122.00	122.00
AMOXIL CAPSOLE 250 MG.S	10CAP.	36.00	36.00	36.00	36.00	36.00	36.00	36.00	36.00
CALCIUM SYRUP SANDOZ	BOTTLE	64.00	64.00	64.00	64.00	64.00	64.00	64.00	64.00
LEDERPLEX SYRUP	BOTTLE	35.00	35.00	35.00	35.00	35.00	35.00	35.00	35.00
SANCOS SYRUP (50 ML.)	BOTTLE	30.00	30.00	30.00	30.00	30.00	30.00	30.00	30.00
PHENERGAN SYRUP 120 ML.	BOTTLE	33.00	33.00	33.00	33.00	33.00	33.00	33.00	33.00
CALPOL SYRUP 60 ML.	BOTTLE	28.00	28.00	28.00	28.00	28.00	28.00	28.00	28.00
HYDRYLIN SYRUP 120 ML.	BOTTLE	65.00	65.00	65.00	65.00	65.00	65.00	65.00	65.00
POLYFAX EYE OINTMENT	TUBE	21.00	21.00	21.00	21.00	21.00	21.00	21.00	21.00
BETNESOL EYE DROPS	BOTTLE	33.89	33.89	33.89	33.89	33.89	33.89	33.89	33.89
EAR DROPS (CARDISPORINE) ***	BOTTLE	21.00	21.00	21.00	21.00	21.00	21.00	21.00	21.00
BETNOVATE-N OINTMENT 5 GMS	TUBE	16.00	16.00	16.00	16.00	16.00	16.00	16.00	16.00
BURNOL CREAM 30 GRM	TUBE	16.00	16.00	16.00	16.00	16.00	16.00	16.00	16.00
VICKS VAPORUB/BALM	BOTTLE	36.00	36.00	36.00	36.00	36.00	36.00	36.00	36.00
GLYCRINE SMALL BOTTLE	BOTTLE	15.00	15.00	15.00	27.50	20.00	20.00	35.00	25.00
JOUHAR JOSHANDA	PKT.	6.00	6.00	6.00	6.00	6.00	6.00	6.00	6.00
GALXOS-D (450 GRMS)	PKT.	151.88	157.50	157.50	151.88	157.50	157.50	151.88	157.50
GRIPE-WATER WOODWARDS	BOTTLE	50.00	50.00	50.00	50.00	50.00	50.00	50.00	50.00
SANIPLAST ONE PUTTY	EACH	1.00	2.00	2.00	2.00	2.00	2.00	1.75	2.00
O.R.S. (NIMCOL)	PKT.	15.00	15.00	15.00	15.00	15.00	15.00	15.00	15.00
DETTOL (MEDIUM)	BOTTLE	46.80	46.80	46.80	46.80	46.80	46.80	46.80	46.80
COTTON BANDAGE 2" - 4"	EACH	15.00	12.50	15.00	10.00	9.00	9.00	10.50	10.00
THERMOMETER CHINA	EACH	35.00	40.00	35.00	50.00	41.50	42.00	47.50	40.00
DOCTOR (MBBS) CLINIC FEE	P/PAT.	100.00	100.00	300.00	150.00	220.83	225.00	150.00	150.00
URINE TEST (DR) CHARGES	P/TEST	70.00	170.00	100.00	50.00	100.00	100.00	60.00	100.00
BLOOD TEST (CP) CHARGES	P/TEST	200.00	290.00	200.00	200.00	200.00	200.00	100.00	175.00
SUGAR TEST (RANDOM/FASTING BOTH) CHARGES	P/TEST	200.00	200.00	240.00	120.00	200.00	200.00	140.00	90.00
ECG CHARGES	P/TEST	200.00	350.00	200.00	200.00	200.00	200.00	200.00	243.75
X-RAY (CHEST) CHARGES	P/IX-RAY	200.00	300.00	350.00	170.00	200.00	180.00	200.00	180.00
CAR SUZUKI 800 CC (W/O. A/C)	EACH	0.00	625000.00	632000.00	0.00	708800.00	708800.00	645000.00	0.00
CAR SUZUKI 1000 CC	EACH	0.00	0.00	0.00	0.00	1083000.00	1085800.00	1105000.00	0.00
CAR TOYOTA 1300 CC	EACH	0.00	0.00	0.00	0.00	1648000.00	1648000.00	1590000.00	0.00
CAR HONDA CIVIC	EACH	0.00	0.00	0.00	0.00	2475000.00	2475000.00	2180000.00	0.00
MOTORCYCLE HONDA CD-70.	EACH	68500.00	70000.00	70000.00	69000.00	69900.00	69900.00	69900.00	69000.00
MOTORCYCLE YAMAHA 100CC.	EACH	0.00	78500.00	79300.00	0.00	80000.00	80000.00	79300.00	84000.00
MOTOR CYCLE HERO 70 CC	EACH	0.00	43000.00	42500.00	0.00	44000.00	43000.00	46000.00	43000.00
BICYCLE WITH TYRES & TUBES	EACH	7900.00	7600.00	7600.00	7000.00	8000.00	7600.00	9500.00	8900.00
TYRE CAR WITH TUBE GENERAL	EACH	3400.00	3200.00	3800.00	4000.00	3623.33	3550.00	3350.00	4800.00
TYRE MOTOR CYCLE WITHOUT TUBE	EACH	1280.00	1200.00	1300.00	1300.00	1296.67	1275.00	1500.00	1325.00
TYRE CYCLE SPECIFY BRAND NAME	EACH	415.00	350.00	370.00	420.00	381.67	370.00	450.00	545.00
TYRE CAR W/O TUBE	EACH	3200.00	2700.00	2700.00	3600.00	3380.00	3250.00	3300.00	4400.00
PETROL SUPER	LITRE	106.90	106.90	106.90	106.90	106.90	106.90	106.90	106.90
HIGH SPEED DIESEL HSD	LITRE	108.34	108.34	108.34	108.34	108.34	108.34	108.34	108.34
CNG	K.G.	0.00	71.50	71.50	71.50	76.35	0.00	0.00	0.00
GAS CYLINDER STAND. SIZE	EACH	1250.00	1430.00	1353.00	1430.00	1446.67	1485.00	1475.00	1300.00
MOTOR CYCLE SERVICE CHARGES	EACH	250.00	250.00	350.00	250.00	290.00	280.00	300.00	300.00
CAR SERVICE CHARGES	EACH	300.00	350.00	500.00	400.00	300.00	300.00	400.00	0.00
TYRE PUNCTURE CHARGES	EACH	50.00	60.00	75.00	80.00	50.00	50.00	75.00	70.00
CYCLE OVERHAULING CHARGES	EACH	200.00	200.00	300.00	200.00	350.00	350.00	275.00	550.00
CAR TAX FOR 800CC TO 1300CC	YEARLY	1750.00	1750.00	1750.00	1750.00	1075.00	1075.00	1075.00	1075.00
TRAIN FARE ECO. 1-100 KM.	P/KM.	0.00	0.71	0.71	0.71	0.71	0.00	0.71	0.71
TRAIN FARE ECO. 101-500 KM.	P/KM.	0.00	1.02	1.02	1.02	1.02	0.00	1.02	1.02
TRAIN FARE ECO. > 500 KM.	P/KM.	0.00	0.93	0.93	0.93	0.93	0.00	0.93	0.93
TRAIN FARE IST SLP. 1-100KM	P/KM.	0.00	2.18	2.18	2.18	2.18	0.00	2.18	2.18
TRAIN FARE IST SLP.101-500 KM	P/KM.	0.00	2.69	2.69	2.69	2.69	0.00	2.69	2.69
TRAIN FARE IST SLP. > 500 KM	P/KM.	0.00	2.07	2.07	2.07	2.07	0.00	2.07	2.07
TRAIN FARE A/C SLP. 1-100KM.	P/KM	0.00	5.99	5.99	5.99	5.99	0.00	5.99	5.99
TRAIN FARE A/C SLP.101-500KM	P/KM.	0.00	4.77	4.77	4.77	4.77	0.00	4.77	4.77
TRAIN FARE A/C SLP > 500KM.	P/KM	0.00	4.32	4.32	4.32	4.32	0.00	4.32	4.32

Contd.

7.11 Intercity Consumer Prices September, 2014

Description	Unit	Mithi	Sukkar	Larkana	Dadu	Peshawar	Mardan	Abbotta- bad	Bannu
PLATEFORM TICKET	EACH	0.00	10.00	10.00	10.00	10.00	0.00	10.00	10.00
AUTO RICKSHAW FARES	KM/MIN	90.00	80.00	50.00	40.00	51.67	60.00	50.00	45.00
FULL TONGA CHARGES	KM/MIN	0.00	80.00	65.00	0.00	60.00	60.00	60.00	40.00
TAXI 4 SEATER FARE	KM/MIN	90.00	80.00	60.00	60.00	100.00	100.00	65.00	50.00
BUS FARE MIN (WITHIN CITY)	TICKET	0.00	0.00	0.00	0.00	12.00	12.00	10.00	12.00
BUS FARE MAX (WITHIN CIT	TICKET	0.00	0.00	0.00	0.00	20.00	19.00	10.00	25.00
BUS FARE OUTSIDE CITY	P/KM.	0.95	0.95	0.95	0.95	0.93	0.93	0.93	0.93
A/C BUS FARE OUTSIDE CITY	P/KM.	1.70	1.60	1.60	1.50	1.28	1.28	1.60	1.45
MINIBUS FARE MIN.WITH IN CITY	TICKET	0.00	0.00	0.00	0.00	12.00	0.00	0.00	0.00
MINIBUS FARE MAX.WITH IN CITY	TICKET	0.00	0.00	0.00	0.00	20.00	0.00	0.00	0.00
SUZUKI FARE MIN.WITH IN CITY	TICKET	0.00	7.00	10.00	0.00	10.00	10.00	10.00	0.00
SUZUKI FARE MAXIMUM W.IN CITY	TICKET	0.00	15.00	10.00	0.00	20.00	15.00	13.00	0.00
AIR FARE ECONOMY CLASS.	P/KM.	0.00	18.20	18.20	0.00	18.20	0.00	0.00	0.00
POSTAL ENVELOPE DOMESTIC	EACH	8.00	8.00	8.00	8.00	8.00	8.00	8.00	8.00
ENVELOPE FOR SAUDI ARABIA	EACH	50.00	50.00	50.00	45.00	50.00	50.00	50.00	50.00
POSTAL REGISTRATION CHARGES	EACH	28.00	28.00	28.00	28.00	28.00	28.00	28.00	28.00
U.M.S. REG CHARGES MIN.	EACH	58.00	59.00	58.00	58.00	58.00	58.00	58.00	58.00
T.C.S. CH. MIN.WITH IN ZONE	EACH	110.00	110.00	110.00	110.00	110.00	110.00	110.00	110.00
TELEPHONE CHARGES LOCAL CALL	P/CALL	3.94	3.94	3.94	3.94	3.94	3.94	3.94	3.94
TEL CHARGES OUT SIDE CITY	P/CALL	3.94	3.94	3.94	3.94	3.94	3.94	3.94	3.94
INTERNET CHARGES	P/HOUR	20.00	20.00	15.00	30.00	30.00	30.00	30.00	25.00
MOBILE CELL CHARGES	P/UNIT	3.00	3.00	3.50	3.06	2.88	2.88	4.00	2.88
FAX CHARGES (LOCAL)	P/PAGE	20.00	15.00	15.00	20.00	20.00	20.00	17.50	15.00
TELEPHONE SET AV. QLTY	EACH	650.00	575.00	875.00	550.00	1200.00	1250.00	1250.00	1012.50
MOBILE SET NOKIA/SONY/ERICSON/SAMSUNG WITHOUT CAMERA	EACH	2300.00	2700.00	3200.00	2400.00	2700.00	2650.00	3550.00	2500.00
T.V. 20" COLORED WEGA H-A21.	EACH	18000.00	17500.00	20500.00	17000.00	18600.00	19000.00	20000.00	22000.00
T.V 20" COLOR CHINA/KORIA)	EACH	10000.00	12000.00	9000.00	11000.00	8083.33	7500.00	10500.00	9000.00
V.C.P. PANASONIC/LG/NAT	EACH	6000.00	5600.00	4800.00	4500.00	3916.67	0.00	6500.00	6500.00
DVD/VCD PLAYER PANASONIC/LG	EACH	3000.00	3800.00	3000.00	2750.00	3066.67	4000.00	4600.00	2500.00
RADIO WITH C.PLAYER NATIONAL	EACH	1500.00	2000.00	2900.00	2000.00	2616.67	2600.00	2800.00	2175.00
PERSONNEL COMPUTER (BRANDED)	EACH	46000.00	45000.00	45000.00	27000.00	50000.00	48800.00	35000.00	52000.00
VID. CASSETTE BLK. TDK/SONY	EACH	120.00	140.00	170.00	160.00	100.00	100.00	150.00	110.00
COM. C.D. (TDK/IMATION)	EACH	55.00	50.00	50.00	40.00	40.00	40.00	50.00	65.00
TAPE RECORDER CASSETTE BLANK	EACH	55.00	50.00	50.00	50.00	33.33	30.00	60.00	25.00
VIDEO GAME SEGA 16 BYTE	EACH	0.00	1200.00	1500.00	1000.00	1250.00	1250.00	1800.00	1450.00
CINEMA A/C. HIGH CLASS	TICKET	0.00	0.00	0.00	0.00	40.00	30.00	0.00	0.00
CINEMA NON-A/C HIGH CLASS	TICKET	0.00	0.00	60.00	20.00	40.00	30.00	30.00	40.00
CABLE CHARGES	PER MONT	200.00	300.00	375.00	300.00	200.00	300.00	250.00	300.00
TV.LICENCE FEE DOMESTIC	YEARLY	420.00	420.00	420.00	420.00	420.00	420.00	420.00	420.00
ENGLISH BOOK CLASS V1	EACH	35.10	35.10	35.10	35.10	78.00	78.00	78.00	78.00
ENGLISH BOOK CLASS IX OR X	EACH	40.30	40.30	40.30	40.30	76.00	76.00	76.00	76.00
ENG. BOOK IST.YR COMPLETE SET	EACH	118.15	118.15	118.15	118.15	80.00	80.00	80.00	80.00
ENGLISH BOOK BA/B.SC	EACH	150.00	150.00	150.00	150.00	120.00	120.00	120.00	120.00
URDU BOOK CLASS V (T.B.BORD)	EACH	54.10	54.10	54.10	54.10	76.00	76.00	76.00	76.00
URDU BOOK CLASS IX/X(T.B.B)	EACH	50.55	50.55	50.55	50.55	65.50	65.50	65.50	65.50
URDU BOOK IST.YEAR/INTER	EACH	43.30	43.30	43.30	43.30	76.00	76.00	76.00	76.00
URDU BOOK BA/B.SC	EACH	120.00	120.00	120.00	120.00	170.00	160.00	160.00	160.00
MATHS BOOK CALSS V (T.B.B)	EACH	50.90	50.90	50.90	50.90	77.00	77.00	77.00	77.00
MATHS BOOK CLASS IX OR X	EACH	187.20	187.20	187.20	187.20	133.00	133.00	133.00	133.00
MATHS BOOK IST.YEAR (T.B.B)	EACH	112.45	112.45	112.45	112.45	160.00	160.00	160.00	160.00
PAKISTAN STUDIES BOOK BA/B.SC	EACH	125.00	125.00	125.00	125.00	120.00	120.00	120.00	120.00
DAILY "DAWN"	P/COPY	19.00	19.00	19.00	19.00	19.00	19.00	19.00	19.00
DAILY "JANG"	P/COPY	12.00	12.00	12.00	12.00	12.00	12.00	12.00	12.00
DAILY "NAWA-E-WAQT"	P/COPY	12.00	12.00	12.00	12.00	12.00	12.00	12.00	12.00
WEEKLY "AKHBAR-E-JAHAN"	P/COPY	55.00	55.00	55.00	55.00	55.00	55.00	55.00	55.00
WEEKLY "MAG"	P/COPY	45.00	45.00	45.00	45.00	45.00	45.00	45.00	45.00
MONTHLY "NAUNEHAL DIGEST"	P/COPY	35.00	35.00	35.00	35.00	35.00	35.00	35.00	35.00
PAPER FOOLSCAPE (27"x17")	QUIRE	25.00	45.00	50.00	35.00	20.00	20.00	37.50	32.50
EXERCISE.BOOK LINED 80/100 PGS	EACH	15.00	40.00	20.00	20.00	65.00	65.00	60.00	55.00
PENCILGOLDFISH/DEER	EACH	5.00	6.00	6.00	5.00	5.00	5.00	5.50	5.00
PEN INK DOLLOR 57 ML BOTTLE	EACH	25.00	25.00	25.00	20.00	20.00	20.00	20.00	20.00

Contd.

7.11 Intercity Consumer Prices September, 2014

Description	Unit	Mithi	Sukkar	Larkana	Dadu	Peshawar	Mardan	Abbotta- bad	Bannu
PHOTOSTATE PAPER 70 GM	PRT	325.00	400.00	340.00	340.00	303.33	310.00	320.00	282.50
BALL PEN (local)	EACH	5.00	7.00	5.50	6.00	5.50	6.00	7.00	5.00
FOUNTAIN PEN HERO/WINGS/CHINA	EACH	25.00	40.00	42.50	30.00	40.83	45.00	55.00	35.00
PRIVATE SCHOOL FEE ENGLISH MED. AVG. STAND. (CLASS I)	P/MONTH	350.00	700.00	775.00	1665.00	1916.67	1800.00	1587.50	550.00
PRIVATE SCHOOL FEE ENGLISH MED. AVG. STAND. (CLASS V)	P/MONTH	450.00	900.00	775.00	1665.00	2016.67	2000.00	1797.50	650.00
PRIVATE SCHOOL FEE ENGLISH MED. AVG. STAND. (CLASS VI)	P/MONTH	500.00	900.00	775.00	1965.00	2033.33	2150.00	1847.50	750.00
PRIVATE SCHOOL FEE ENGLISH MED. AVG. STAND. (CLASS X)	P/MONTH	500.00	1100.00	775.00	2100.00	2125.00	2600.00	2287.50	850.00
PRIVATE MEDICLE COLLEGE FEE MBBS (1ST YEAR)	P/MONTH	0.00	0.00	0.00	0.00	50000.00	0.00	50000.00	0.00
PRIVATE ENGINEERING COLLEGE FEE (ISTR YEAR)	P/MONTH	0.00	0.00	0.00	0.00	15000.00	15000.00	0.00	0.00
GOVT. COLLEGE FEE 1ST. YEAR	MONTH	35.00	35.00	35.00	35.00	42.09	42.09	42.09	42.09
GOVT. COLLEGE FEE 4TH. YEAR	MONTH	70.00	67.50	75.00	75.00	54.90	54.79	50.00	50.00
GOVT. UNIVERSITY FEE MSC.	MONTH	354.17	0.00	0.00	354.17	1487.93	1487.93	539.58	620.00
GOVT. MED. COLLEGE FEE MBBS	MONTH	2000.00	2000.00	4200.00	2000.00	641.67	641.66	641.66	642.00
GOVT. ENGG. COLL. FEE I YEAR	MONTH	0.00	0.00	1500.00	0.00	595.83	595.83	0.00	404.17
COACHING FEE FOR CLASS IX/X	P/MONTH	600.00	1000.00	600.00	500.00	2500.00	2500.00	1200.00	700.00
COACHING CHARGES FOR CLASS 1ST YEAR/INTER (SCIENCE)	P/MONTH	700.00	2000.00	700.00	500.00	3000.00	3000.00	1500.00	700.00
COACHING CHARGES FOR CLASS 1ST YEAR/INTER (COMMERCE)	P/MONTH	600.00	1080.00	600.00	500.00	3000.00	3000.00	1000.00	750.00
I.T. TUITION FEES	P/MONTH	0.00	1500.00	1500.00	600.00	5277.83	5000.00	4166.00	2500.00
MBA TUITION FEES	P/MONTH	0.00	6300.00	2500.00	600.00	6369.50	6000.00	3000.00	3000.00
BREAD TANDOORI ST. SIZE	EACH	7.00	8.00	6.00	6.00	10.00	10.00	10.00	10.00
COOKED MUTTON (AV. HOTEL)	PLATE	100.00	115.00	100.00	70.00	120.00	120.00	150.00	140.00
COOKED BEEF (AV. HOTEL)	PLATE	50.00	100.00	70.00	50.00	116.67	80.00	90.00	90.00
COOKED DAL (AV. HOTEL)	PLATE	50.00	50.00	60.00	40.00	60.00	60.00	57.50	47.50
CHICKEN BIRYANI FULL/DOUBLE	PLATE	90.00	150.00	190.00	120.00	133.33	120.00	140.00	120.00
TEA PREPARED (ORDINARY)	CUP	25.00	20.00	22.50	20.00	15.00	16.25	17.50	15.00
HAIRCUT CHARGES FOR MEN	P/CUT	50.00	60.00	95.00	50.00	141.67	110.00	85.00	57.50
BEAUTY PORL HAIR STYL CHARGE	P/STY.	100.00	175.00	325.00	250.00	241.67	225.00	375.00	150.00
SHAVING CHARGES	PER SHV	20.00	35.00	50.00	30.00	76.67	60.00	25.00	37.50
LIPSTICK S.MISS/MEDORA	EACH	110.00	100.00	105.00	90.00	110.00	120.00	100.00	90.00
NAIL POLISH S.MISS/MEDORA	EACH	80.00	85.00	60.00	50.00	100.00	100.00	105.00	90.00
PERFUME MED.SIZE MEDORA/BROACH	EACH	210.00	110.00	180.00	185.00	186.67	190.00	110.00	120.00
HAIR-OIL AMLA/CHAMBELI	BOTTLE	110.00	100.00	110.00	110.00	115.00	115.00	120.00	100.00
TOILET SOAP LUX 95 GRAMS	EACH	40.38	40.38	40.38	40.38	40.38	40.38	40.38	40.38
TOILET SOAP LIFEBOUY 140 GRM	EACH	36.00	36.00	36.00	36.00	36.00	36.00	36.00	36.00
TOILET SOAP SAFEGUARD BATH SIZE	EACH	48.00	48.00	48.00	48.00	47.33	48.00	48.00	48.00
TOOTHPASTE MACKLINES 70 GRM	EACH	50.00	50.00	50.00	50.00	50.00	50.00	50.00	50.00
TOOTHPAST MED SIZE CLGATE 70 GMS	EACH	60.67	60.67	60.67	60.67	60.67	60.67	60.67	60.67
TOOTHBRUSH SHEILD A/PLAUQUE	EACH	40.00	40.00	40.00	35.00	45.00	45.00	42.50	32.50
TOOTHPOWDER DENTONIC 90 GRM	EACH	25.00	28.00	25.00	25.00	25.00	25.00	25.00	25.00
HAIR-COLOUR BEGIN (6 GMS)	EACH	96.00	100.00	95.00	90.00	95.00	95.00	90.00	95.00
HAIR COLOUR (KALAKOLA)	BOTTLE	120.00	130.00	120.00	120.00	130.00	120.00	120.00	120.00
FACECREAM PONDS (MEDIUM)	EACH	110.00	120.00	105.00	110.00	110.00	110.00	110.00	120.00
TALC POWDER VICE ROAY,B.CAT	EACH	135.00	130.00	150.00	140.00	120.00	145.00	120.00	120.00
BLADE TREET ORDINARY 10'S	PKT.	30.00	45.00	45.00	35.00	30.83	35.00	30.00	30.00
BLADE 7-O-CLOCK STAIN. 5'S	PKT.	32.00	30.00	35.00	35.00	35.00	30.00	30.00	30.00
SHAMPOO SUNSILK/PAINTIN 100 ML	BOTTLE	110.00	95.00	110.00	110.00	100.00	100.00	100.00	100.00
BEAUTY CREAM (FAIR & LOVELY)	EACH	155.00	155.00	155.00	155.00	85.00	85.00	155.00	85.00
HAIR REMOVING CREAM (EU-CREAM)	TUBE	60.00	65.00	60.00	60.00	60.00	55.00	60.00	55.00
GEL MEDIUM SIZE	BOTTLE	75.00	70.00	70.00	120.00	120.00	120.00	120.00	65.00
DISPOSABLE RAZOR GILLET-II	EACH	35.00	40.00	35.00	35.00	45.00	45.00	35.00	35.00
SHAVING CREAM TOUCH-ME/ADM.	EACH	60.00	55.00	60.00	55.00	60.00	60.00	60.00	55.00
GOLD TEZABI 24 CT	10 GM.	40700.00	41490.00	40291.00	40980.00	43638.00	42000.00	41152.00	41400.00
SILVER TEZABI 24 CT	10 GM.	647.00	642.00	668.00	638.00	712.00	708.00	660.00	740.00
ARTIFICIAL JEWELLARY SET	SET	500.00	600.00	875.00	250.00	950.00	850.00	700.00	525.00
WRIST WATCH GENTS CITIZEN (ORIGINAL) ***	EACH	2600.00	2600.00	3000.00	2500.00	4000.00	4000.00	2000.00	2500.00
WRIST WATCH LADIES CITIZEN (ORIGINAL) ***	EACH	2600.00	2500.00	2500.00	2500.00	4000.00	4000.00	1800.00	2500.00
WALL CLOCK QUARTZ AV.QLTY	EACH	300.00	475.00	450.00	200.00	1350.00	1350.00	525.00	425.00
SUITCASE REXIN (24"x16"x6")	EACH	850.00	1350.00	1000.00	900.00	741.67	725.00	1000.00	675.00
TRUNK MEDIUM SIZE ***	EACH	950.00	2000.00	1000.00	1150.00	4250.00	3800.00	1100.00	1625.00
PURSE LADIES (LEATHER) AVERAGE QUALITY	EACH	450.00	600.00	925.00	300.00	1266.67	975.00	700.00	650.00

7.11 Intercity Consumer Prices September, 2014

Description	Unit	D.I. Khan	Mingora	Quetta	Turbat	Gawadar	Loralai	Khuzdar	D.M. Jamali
WHEAT	10 KG.	340.00	345.00	385.00	470.00	465.00	380.00	450.00	315.00
WHEAT FLOUR FINE/SUPERIOR.	KG.	41.00	50.00	43.00	56.00	56.00	40.00	50.00	43.00
WHEAT FLOUR AVG. QLTY	KG.	37.00	45.00	41.00	50.00	50.00	39.00	48.00	40.00
WHEAT FLOUR BAG	10 KG.	410.00	395.00	410.00	490.00	515.00	390.00	480.00	425.00
MAIDA	KG.	50.00	55.00	70.00	75.00	80.00	60.00	52.00	50.00
SUJI	KG.	50.00	57.50	60.00	80.00	80.00	60.00	70.00	52.50
BESAN AV. QLTY.	KG.	80.00	80.00	90.00	110.00	120.00	100.00	110.00	90.00
RICE BASMATI SUP. QLTY.	KG.	130.00	127.50	160.00	159.00	160.00	145.00	110.00	125.00
RICE BASMATI 385/386	KG.	107.50	77.50	95.00	90.00	105.00	120.00	75.00	100.00
RICE BASMATI BROKEN AV.QLTY	KG.	65.00	60.00	90.00	67.50	70.00	80.00	60.00	55.00
RICE IRRI-6 (SINDH/PUNJAB)	KG.	65.00	50.00	45.00	55.00	56.00	60.00	55.00	42.50
VERMICELLI	KG.	70.00	80.00	75.00	80.00	70.00	80.00	70.00	70.00
BREAD PLAIN MEDIUM SIZE	EACH	30.00	35.00	40.00	30.00	30.00	35.00	40.00	30.00
RUSK (PAPAY)	KG.	140.00	300.00	135.00	160.00	160.00	160.00	150.00	120.00
BISCUITS-PACKED	PKT	35.00	35.00	35.00	35.00	35.00	35.00	35.00	35.00
BISCUIT-BAKERY (LOOSE)	250 GM	55.00	65.00	55.00	56.00	60.00	55.00	80.00	70.00
CORNFLAKS FAUJI 225 GM.	PKT	165.00	170.00	162.00	153.00	154.00	162.00	153.00	162.00
SAMOSAS (VEGATABLE)	EACH	10.00	10.00	12.00	7.00	6.00	15.00	6.00	10.00
PASTRY AV.QLTY.	EACH	25.00	20.00	22.50	20.00	20.00	22.50	15.00	20.00
PATTIES (VEGATABLES)	EACH	20.00	15.00	25.00	20.00	20.00	20.00	15.00	17.00
NIMCO	250 GM	50.00	50.00	45.00	70.00	65.00	75.00	80.00	65.00
CHIPS	250 GM	55.00	60.00	50.00	65.00	80.00	60.00	80.00	65.00
BEEF WITH BONE AV.QLTY.	KG	270.00	265.00	400.00	350.00	360.00	300.00	320.00	260.00
MUTTON AV.QLTY.	KG	550.00	400.00	600.00	650.00	600.00	560.00	520.00	520.00
CHICKEN FARM BROILER (LIVE)	KG	142.00	157.00	150.00	270.00	280.00	240.00	220.00	145.00
FISH-RAHU MEDIUM SIZE	KG	250.00	250.00	320.00	360.00	350.00	260.00	250.00	275.00
MILK FRESH (UNBOILED)	LTR.	60.00	80.00	85.00	110.00	110.00	85.00	80.00	80.00
CURD	KG.	80.00	90.00	100.00	120.00	120.00	90.00	90.00	120.00
MILK TETRA PACK 1/2 LTR.	PKT.	60.00	55.00	50.00	60.00	60.00	50.00	50.00	50.00
LACTOGEN 400 GRAMS	PKT.	425.00	425.00	425.00	425.00	425.00	425.00	395.00	425.00
POWDER MILK NIDO 400GM.	PKT	350.00	350.00	325.00	350.00	350.00	350.00	350.00	345.00
MILK POWDER LOOSE/PACKED	KG.	430.00	625.00	400.00	500.00	490.00	480.00	675.00	475.00
BUTTER LOCAL PACKED	50 GM.	35.00	25.00	24.00	30.00	30.00	25.00	30.00	30.00
EGGS FARM	DOZ	100.00	110.00	115.00	130.00	125.00	120.00	90.00	112.00
MUSTARD OIL AV.QLTY.	KG.	160.00	210.00	190.00	200.00	215.00	200.00	190.00	190.00
COOKING OIL (DALDA)	2.5LTR	540.00	531.25	540.00	520.00	550.00	520.00	550.00	530.00
COOKING OIL (PAKWAN) OTHER BRAND SPECIFY	2.5 LTR	530.00	440.00	515.00	520.00	540.00	500.00	550.00	460.00
VEGETABLE GHEE TIN	2.5KG.	500.00	505.00	510.00	540.00	530.00	510.00	550.00	500.00
VEGETABLE GHEE (LOOSE)	KG.	160.00	162.50	190.00	185.00	182.00	176.25	170.00	170.00
DATES AV.QLTY.	KG.	110.00	182.50	175.00	65.00	90.00	205.00	95.00	200.00
PISTACHIO AV.QLTY.	50 GM.	60.00	110.00	60.00	60.00	65.00	60.00	120.00	55.00
ALMONDS WHOLE AV.QLTY.	KG.	400.00	660.00	445.00	480.00	450.00	400.00	800.00	625.00
COCONUT DRY AV.QLTY.	KG.	300.00	270.00	240.00	200.00	200.00	200.00	400.00	230.00
RAISINS AV.QLTY.	50 GM.	14.50	25.00	22.50	20.00	20.00	20.00	50.00	27.50
GROUNDNUTS (WITH SHELL)	KG.	130.00	132.50	140.00	145.00	145.00	180.00	180.00	240.00
MALTA/MOSAMBI	DOZ	0.00	0.00	0.00	0.00	0.00	0.00	0.00	0.00
KINNU	DOZ	0.00	0.00	0.00	0.00	0.00	0.00	0.00	0.00
APPLE	KG	90.00	87.50	60.00	100.00	100.00	50.00	60.00	70.00
ALOO BUKHARA	KG	0.00	0.00	0.00	0.00	0.00	0.00	0.00	0.00
POMEGRANATE (ANNAR)	KG	0.00	0.00	0.00	150.00	160.00	120.00	100.00	155.00
GRAPES	KG	150.00	85.00	110.00	110.00	110.00	100.00	120.00	110.00
BANANAS	DOZ	80.00	85.00	100.00	70.00	75.00	70.00	85.00	60.00
MANGO KALMI	KG	110.00	90.00	90.00	130.00	125.00	100.00	70.00	75.00
GUAVA	KG	70.00	75.00	60.00	80.00	80.00	50.00	55.00	80.00
WATERMELON (TURBOOZ)	KG	0.00	0.00	0.00	0.00	0.00	0.00	0.00	0.00
MUSKMELON (KHARBOOZA)	KG	0.00	0.00	0.00	0.00	0.00	0.00	0.00	0.00
SWEETMELON (GARMA)	KG	60.00	75.00	50.00	55.00	80.00	50.00	60.00	25.00
PULSE MASOOR (WHOLE)	KG.	110.00	100.00	140.00	120.00	120.00	120.00	100.00	140.00
PULSE MASOOR (WASHED)	KG.	120.00	110.00	135.00	127.50	125.00	125.00	110.00	155.00
PULSE MOONG (WASHED)	KG.	140.00	110.00	150.00	135.00	135.00	160.00	140.00	162.50
PULSE MASH (WASHED)	KG.	140.00	150.00	170.00	150.00	152.50	160.00	135.00	145.00
PULSE GRAM	KG.	70.00	70.00	100.00	100.00	100.00	121.25	85.00	80.00

Contd.

7.11 Intercity Consumer Prices September, 2014

Description	Unit	D.I. Khan	Mingora	Quetta	Turbat	Gawadar	Loralai	Khuzdar	D.M. Jamali
GRAM WHOLE BLACK AV QLTY.	KG.	49.00	60.00	100.00	120.00	120.00	120.00	150.00	110.00
GRAM WHOLE YELLOW AV.QLTY	KG.	110.00	105.00	145.00	160.00	160.00	120.00	180.00	160.00
BEANS (LAL LOBIA)	KG.	140.00	130.00	130.00	90.00	90.00	120.00	140.00	125.00
POTATOES	KG	65.00	70.00	50.00	95.00	90.00	80.00	60.00	50.00
ONION	KG	40.00	40.00	30.00	45.00	55.00	40.00	30.00	35.00
TURNIP	KG	0.00	0.00	0.00	0.00	0.00	0.00	0.00	0.00
RADISH	KG	40.00	35.00	27.50	35.00	35.00	60.00	45.00	45.00
TOMATOES	KG	60.00	50.00	40.00	75.00	85.00	40.00	30.00	55.00
CABBAGE	KG	0.00	0.00	0.00	0.00	0.00	0.00	0.00	0.00
CAULIFLOWER	KG	0.00	0.00	0.00	0.00	0.00	0.00	0.00	0.00
BRINJAL	KG	30.00	40.00	37.50	55.00	60.00	50.00	30.00	30.00
PUMPKIN	KG	0.00	0.00	0.00	0.00	0.00	0.00	0.00	0.00
BOTTLEGOURD	KG	45.00	40.00	37.50	45.00	50.00	50.00	25.00	50.00
LADY FINGER	KG	55.00	40.00	112.50	95.00	105.00	60.00	80.00	65.00
PEAS	KG	0.00	0.00	0.00	0.00	0.00	0.00	0.00	0.00
SPINACH	KG	30.00	40.00	27.50	30.00	30.00	40.00	10.00	30.00
TINDA	KG	40.00	60.00	57.50	70.00	75.00	15.00	40.00	45.00
TURAI	KG	30.00	50.00	57.50	55.00	70.00	50.00	50.00	80.00
KARAILA	KG	50.00	40.00	107.50	100.00	100.00	80.00	50.00	55.00
ARVI	KG	40.00	40.00	92.50	56.00	70.00	80.00	60.00	60.00
CHILLIES GREEN	KG	50.00	55.00	92.50	100.00	120.00	80.00	65.00	45.00
CARROT	KG	0.00	0.00	0.00	0.00	0.00	0.00	0.00	0.00
COCUMBER (KHEERA)	KG	30.00	50.00	47.50	75.00	85.00	80.00	45.00	60.00
LEMON	250GM	20.00	30.00	47.50	65.00	60.00	50.00	50.00	40.00
SUGAR REFINED	KG.	60.00	64.00	61.00	70.00	70.00	58.00	58.00	60.00
GUR AV.QLTY	KG.	90.00	87.50	95.00	95.00	90.00	80.00	80.00	70.00
HONEY LANGANESE 500 GM.	BOTTLE	860.00	500.00	740.00	650.00	700.00	610.00	500.00	800.00
MILO 200 GM.	BOTTLE	220.00	200.00	185.00	150.00	150.00	200.00	200.00	220.00
CUSTARD POWDER RAFHAN 300 GM.	PKT	75.00	75.00	70.00	80.00	80.00	75.00	70.00	75.00
TOFFEE (HILAL)	EACH	1.00	1.00	1.00	2.00	2.50	1.00	1.00	2.00
CHOWKELATE CANDY (SMALL SIZE)	EACH	5.00	5.00	5.00	5.00	5.00	5.00	5.00	5.00
SWEETMEAT (MIXED)	KG	242.50	250.00	250.00	350.00	350.00	250.00	300.00	285.00
ICE CREAM WALLS	CUP.	40.00	40.00	40.00	40.00	40.00	40.00	40.00	40.00
ICE	KG	9.00	15.00	15.00	10.00	15.00	12.00	20.00	17.50
JAM AHMED/MITCHELLES	BOTTLE	130.00	120.00	135.00	115.00	115.00	140.00	120.00	125.00
SQUASH-MITCHELLES	BOTTLE	150.00	150.00	135.00	142.50	150.00	150.00	160.00	150.00
ROOH AFZA	BOTTLE	130.00	145.00	145.00	150.00	155.00	140.00	145.00	150.00
JAM-E-SHIREEN	BOTTLE	145.00	145.00	145.00	150.00	150.00	145.00	150.00	150.00
SAUNF	50 GM	12.00	10.00	13.50	14.50	14.00	15.00	30.00	15.00
CINAMON LOOSE AV. QLTY	50 GM.	20.00	20.00	22.50	30.00	40.00	25.00	30.00	22.50
CUMINSEED WHITE NATIONAL	50 GM.	52.00	50.00	50.00	50.00	50.00	50.00	50.00	54.00
PEPPER BLACK NATIONAL	50 GM.	96.00	96.00	96.00	75.00	80.00	96.00	80.00	96.00
CLOVES LOOSE AV.QLTY	50 GM.	60.00	85.00	86.00	50.00	50.00	100.00	80.00	120.00
CARDAMOM LARGE LOOSE AV.QLTY	50 GM.	90.00	85.00	145.00	60.00	70.00	150.00	160.00	105.00
CARDAMOM SMALL AV.QLTY	50 GM.	75.00	85.00	180.00	150.00	150.00	100.00	180.00	95.00
SALT-POWDERED (LAHORI) LOOSE	KG.	5.00	15.00	10.00	10.00	10.00	12.00	10.00	10.00
SALT POWDERED (NATIONAL/SHAN)	PKT	25.00	20.00	25.00	20.00	20.00	25.00	25.00	25.00
CHILLIES POWD.NATIONAL 200GM	PKT	105.00	105.00	105.00	105.00	105.00	105.00	105.00	105.00
CHILLIES POWDER LOOS	KG.	220.00	230.00	290.00	350.00	350.00	360.00	200.00	255.00
CORRIANDER SEED POWD.NATIONAL	PKT	88.00	77.00	80.00	80.00	80.00	78.00	78.00	87.00
CORRIANDER SEED (LOOSE)	KG.	200.00	230.00	240.00	150.00	245.00	240.00	300.00	245.00
TURMERIC POWD.NATIONAL 50GM	PKT.	35.00	35.00	35.00	35.00	35.00	35.00	35.00	35.00
CURRY POWD. NATIONAL 200 GM	PKT.	86.00	86.00	87.00	86.00	86.00	86.00	86.00	86.00
TOMATO KETCHUP AHMED/MITCHL	BOTTLE	100.00	105.00	80.00	80.00	77.50	90.00	90.00	95.00
PICKLES AHMED/MITCHELLES	BOTTLE	95.00	102.50	90.00	100.00	100.00	100.00	110.00	92.50
VINEGAR SYNTHETIC (SIRKA)	BOTTLE	47.50	85.00	75.00	50.00	60.00	80.00	50.00	75.00
GARLIC	KG	130.00	120.00	140.00	175.00	175.00	90.00	170.00	120.00
GINGER	KG	120.00	350.00	140.00	190.00	200.00	200.00	180.00	200.00
TAPAL DANEDAR TEA 200GM PACKET	PKT	126.32	126.32	113.68	126.32	126.32	126.32	126.32	126.32
TEA LIPTON YELLOW LABEL 200GM.	PKT.	128.42	128.42	124.21	147.37	147.37	147.37	124.21	124.21
TEA LOOSE KENYA AV.QLTY 250GM.	PKT.	115.00	127.50	112.50	160.00	170.00	120.00	140.00	160.00
COFFEE-NESCAFE 75 GM. **	BOTTLE	320.00	330.00	300.00	290.00	300.00	300.00	270.00	275.00

Contd.

7.11 Intercity Consumer Prices September, 2014

Description	Unit	D.I. Khan	Mingora	Quetta	Turbat	Gawadar	Loralai	Khuzdar	D.M. Jamali
COLD DRINK (STANDARD SIZ)	BOTTLE	25.00	25.00	25.00	25.00	25.00	25.00	20.00	25.00
FRUIT JUICE TETRA PACK	PKT.	20.00	27.50	15.00	20.00	20.00	16.50	20.00	15.00
MINERAL WATER NESTLE 1.5 LTR	BOTTLE	42.50	45.00	45.00	45.00	50.00	45.00	45.00	50.00
CIGARETTES K-2 10'S **	PKT	50.00	50.00	50.00	45.00	45.00	45.00	45.00	45.00
CIGARETTES CAPSTAN 10'S **	PKT	50.00	50.00	50.00	62.50	60.00	50.00	50.00	50.00
CIGARETTES GOLD LEAF 20'S	PKT	100.00	100.00	100.00	105.00	105.00	100.00	100.00	102.50
CIGARETTES MORVEN GOLD 20'S	PKT	50.00	50.00	50.00	60.00	60.00	50.00	50.00	50.00
BETEL LEAVES	50GM.	50.00	60.00	40.00	40.00	40.00	35.00	50.00	55.00
BETEL NUTS	KG.	280.00	400.00	235.00	240.00	240.00	240.00	350.00	200.00
LONG CLOTH 57" GUL AHMED/AL-KARAM	METER	220.00	185.00	170.00	180.00	180.00	171.25	190.00	225.00
SHIRTING AV.QLTY.	METER	150.00	175.00	150.00	150.00	150.00	135.00	160.00	155.00
PANT CLOTH W & WEAR AV.QLTY	METER	265.00	650.00	300.00	270.00	300.00	370.00	180.00	200.00
LAWN PRINTED GUL AHMED/AL-KARAM	METER	260.00	181.25	180.00	150.00	150.00	190.00	180.00	205.00
GEORGETTE AV.QLTY	METER	90.00	110.00	105.00	80.00	80.00	145.00	95.00	70.00
LINEN AV.QLTY ***	METER	80.00	145.00	85.00	70.00	75.00	130.00	140.00	100.00
HEAVY WT SUITING LAWERNCPUR AVG QLTY	METER	750.00	1537.50	1100.00	1100.00	1100.00	1000.00	1100.00	900.00
HEAVY WT SUITING LAWERNCPUR SUP QLTY	METER	1200.00	1650.00	1300.00	1300.00	1300.00	1500.00	1300.00	1300.00
TROPICAL SUITING LAW.PUR	METER	750.00	1250.00	950.00	950.00	950.00	1000.00	950.00	950.00
PANT BOY 24"/26" LENGTH.	EACH	450.00	375.00	375.00	300.00	360.00	500.00	800.00	325.00
SHIRT BOY 24"/26" LENGTH	EACH	240.00	325.00	275.00	300.00	330.00	300.00	800.00	325.00
SCHOOL UNI. PANT,SHIRT BOYS	SUIT	475.00	625.00	475.00	750.00	700.00	550.00	800.00	485.00
SCHOOL UNI. KAMEEZ,SHAL.BOYS	SUIT	450.00	490.00	450.00	700.00	680.00	500.00	450.00	350.00
SCHOOL UNI. KAMEEZ,SHAL.GIRL	SUIT	500.00	625.00	475.00	750.00	800.00	495.00	800.00	500.00
FROCK W/WEAR GIRLS	EACH	650.00	550.00	450.00	200.00	245.00	475.00	700.00	350.00
AWAMI-SUIT W & W(BOY) 24"/26	SUIT	600.00	615.00	475.00	900.00	800.00	500.00	500.00	550.00
AWAMI-SUIT W&W (GENTS)AV.QLTY	SUIT	925.00	1225.00	675.00	850.00	850.00	700.00	700.00	1100.00
PULLOVER GENTS OXFORD/BON.	EACH	2400.00	2950.00	3250.00	2000.00	2000.00	2800.00	2000.00	1400.00
PULLOVER LADIES OXFORD/BON.	EACH	2400.00	2850.00	3350.00	2150.00	2175.00	3000.00	2750.00	1450.00
PULLOVER (GENTS) OTHERS A.QTY	EACH	825.00	1850.00	725.00	500.00	500.00	1100.00	675.00	1300.00
SECOND-HAND COAT FOR MEN	EACH	200.00	650.00	300.00	250.00	250.00	343.75	280.00	225.00
SECONDHAND SWEETER FOR MEN DUP QLTY	EACH	150.00	450.00	350.00	200.00	200.00	350.00	220.00	150.00
SECONDHAND WINTER JACKET	EACH	200.00	937.50	325.00	275.00	275.00	275.00	210.00	275.00
UNDERWEAR AV.QLTY MEDIUM SIZE	EACH	70.00	130.00	65.00	90.00	90.00	70.00	165.00	65.00
VEST FOR MEN AV.QLTY.	EACH	70.00	90.00	75.00	115.00	105.00	86.25	145.00	130.00
VEST/SHAMEEZ (WOMEN) AVG. QLTY	EACH	110.00	65.00	105.00	160.00	170.00	105.00	275.00	100.00
SOCKS NYLON (PAKISTANI)	PAIR	50.00	53.75	67.50	120.00	120.00	75.00	70.00	55.00
BRASSIER AV.QLTY.	EACH	85.00	105.00	100.00	120.00	120.00	107.50	200.00	130.00
BRASSIER SUP QLTY	EACH	110.00	147.50	250.00	190.00	200.00	300.00	250.00	212.50
DOPATTA GEORGETTE AV.QLTY.	EACH	250.00	350.00	210.00	280.00	300.00	210.00	250.00	190.00
DOPATTA COTTON AV GLTY	EACH	230.00	255.00	125.00	150.00	215.00	112.50	225.00	140.00
CHADDAR (W/WEAR) (2x2.5 MTR)	EACH	337.50	750.00	230.00	280.00	300.00	290.00	300.00	525.00
LUNGI/DHOTI(COTTON) AVG. QLTY	EACH	230.00	210.00	240.00	235.00	265.00	450.00	275.00	200.00
HANDKERCHIEF AVG. QLTY PAK	EACH	30.00	25.00	30.00	50.00	45.00	32.50	50.00	45.00
HANDKERCHIEF SUP. QLTY PAK	EACH	40.00	35.00	50.00	65.00	65.00	45.00	70.00	65.00
GLOVES AV QLTY	PAIR	60.00	55.00	55.00	85.00	85.00	60.00	175.00	45.00
AZARBAND COTTON AVG. QLTY	EACH	11.00	10.00	12.50	20.00	20.00	13.50	20.00	30.00
SEWING THREAD/REEL(ASLI PARI)	EACH	5.00	5.00	4.00	7.00	7.00	7.00	5.50	5.50
WASHING CHARGES PAINT & SHIRT	SUIT	80.00	100.00	65.00	45.00	50.00	75.00	170.00	55.00
DRY CLEANING SUIT COAT PANT	SUIT	180.00	450.00	150.00	200.00	245.00	150.00	175.00	155.00
WASHING CH. (KAMIZ-SHALWAR)	PAIR	35.00	60.00	40.00	45.00	45.00	45.00	55.00	55.00
TAILORING SHIRT	EACH	265.00	450.00	265.00	250.00	250.00	300.00	250.00	250.00
TAILORING CHARGES PANT (MEN)	EACH	550.00	925.00	425.00	375.00	375.00	400.00	375.00	500.00
TAILORING COAT-PANT SUIT	SUIT	2500.00	4400.00	3250.00	3250.00	3250.00	3500.00	3250.00	3500.00
TAILORING AWAMI-SUIT (MALE)	SUIT	425.00	550.00	475.00	500.00	500.00	500.00	400.00	425.00
TAILORING SUIT FEMALE	SUIT	375.00	550.00	475.00	400.00	400.00	500.00	375.00	300.00
GENTS SHOES PAUL BATA	PAIR	1199.00	1199.00	1199.00	1199.00	1199.00	1199.00	1199.00	1199.00
GENTS SANDAL BATA	PAIR	699.00	699.00	699.00	699.00	699.00	699.00	699.00	699.00
GENTS SPOUNG CHAPPAL BATA	PAIR	179.00	179.00	179.00	179.00	179.00	179.00	179.00	179.00
LADIES SANDAL BATA	PAIR	499.00	499.00	499.00	499.00	499.00	499.00	499.00	499.00
LADIES SPOUNG CHAPPAL BATA	PAIR	179.00	179.00	179.00	179.00	179.00	179.00	179.00	179.00
CHILD SHOE POWER LITE BATA	PAIR	599.00	599.00	599.00	599.00	599.00	599.00	599.00	599.00
GENTS SHOE, ART 1109 SERVICE	PAIR	999.00	999.00	999.00	999.00	999.00	999.00	999.00	999.00

Contd.

7.11 Intercity Consumer Prices September, 2014

Description	Unit	D.I. Khan	Mingora	Quetta	Turbat	Gawadar	Loralai	Khuzdar	D.M. Jamali
NYLON JOGGER 27 SIZE 2-5 ***	PAIR	1299.00	1299.00	1299.00	1299.00	1299.00	1299.00	1299.00	1299.00
CHINA FOOT WEAR AV. QLTY (MALE) *	PAIR	750.00	1350.00	475.00	750.00	700.00	500.00	200.00	550.00
CHINA FOOT WEAR AV. QLTY (FEMALE) *	PAIR	475.00	500.00	300.00	575.00	600.00	350.00	200.00	425.00
CHINA FOOT WEAR AV. QLTY (CHILDREN) *	PAIR	325.00	475.00	285.00	500.00	500.00	300.00	200.00	275.00
SHOE REPAIR HALF SOLE	PAIR	95.00	156.25	90.00	120.00	100.00	55.00	80.00	85.00
SHOES POLISH CHARGES AVERAGE SHOP	PAIR	10.00	20.00	20.00	30.00	30.00	17.50	20.00	12.50
HOUSE RENT (combined)	MONTH	4428.00	3255.00	9370.00	3569.00	5429.00	3645.00	1997.00	3271.00
rent 2	pm	4428.00	3255.00	9370.00	3569.00	5429.00	3645.00	1997.00	3271.00
RENT3	PM	4428.00	3255.00	9370.00	3569.00	5429.00	3645.00	1997.00	3271.00
RENT4	PM	4428.00	3255.00	9370.00	3569.00	5429.00	3645.00	1997.00	3271.00
RENT5	PM	4428.00	3255.00	9370.00	3569.00	5429.00	3645.00	1997.00	3271.00
RENT6	PM	4428.00	3255.00	9370.00	3569.00	5429.00	3645.00	1997.00	3271.00
SYNTHETIC ENEMAL ROBIALAC BALTI 3.64 LTR.	EACH	1735.00	1912.50	1615.00	1600.00	1600.00	1550.00	1900.00	1700.00
SYNTHETIC ENEMAL ICI BALTI 3.64 LTR.	EACH	1855.00	1887.50	1875.00	1700.00	1700.00	1650.00	1900.00	1450.00
CEMENT (LOCAL) SPECIFY BRAND NAME	BAG	510.00	507.50	570.00	547.50	560.00	470.00	540.00	535.00
BRICKS (NEW) IST CLASS	P/1000	6200.00	9425.00	6250.00	0.00	0.00	6500.00	5000.00	6500.00
CEMENT BLOCKS (6"x8"x12")	P/100	0.00	3025.00	0.00	1900.00	2000.00	0.00	1700.00	0.00
BAJREE	100CFT	3000.00	2450.00	4250.00	3400.00	3900.00	2775.00	5000.00	2400.00
SAND (BLACK PIT SAND)	K100CFT	1500.00	2550.00	3250.00	2500.00	3000.00	2300.00	0.00	2200.00
TIMBER SHESHAM LOG IST QUALITY	cupbmt.	32400.00	0.00	55582.00	0.00	0.00	0.00	0.00	0.00
IRON BAR (M.S. BAR) 1/2"	P/TON	74500.00	82625.00	85000.00	76000.00	76000.00	74500.00	89000.00	81000.00
CARPENTER WAGE RATE	P/DAY	950.00	950.00	900.00	1000.00	1000.00	1000.00	1000.00	600.00
MASON (RAJ) WAGE RATE	P/DAY	950.00	1000.00	1100.00	1250.00	1400.00	900.00	950.00	700.00
UNSKILLED LABOUR WAGE RATE	P/DAY	400.00	475.00	550.00	650.00	650.00	550.00	350.00	375.00
PLUMBER WAGE RSTE	P/DAY	800.00	900.00	800.00	1000.00	1000.00	1100.00	1000.00	650.00
ELECTICIAN WAGE RATE PER DAY **	P/DAY	800.00	900.00	750.00	1000.00	1050.00	700.00	0.00	550.00
ELECTICIAN WAGE RATE PER POINT **	P/PNT	70.00	155.00	150.00	100.00	100.00	175.00	100.00	125.00
WATER CHARGES PER HOUSE	P/MONTH	100.00	130.00	125.00	150.00	250.00	0.00	190.00	300.00
ELECT.CHARGES UPTO 50 UNITS	P/UNIT	2.00	2.00	2.00	2.00	2.00	2.00	2.00	2.00
ELECT.CHARGES 01 - 100 UNIT	P/UNIT	5.79	5.79	5.79	5.79	5.79	5.79	5.79	5.79
ELECT.CHARGES 101 - 300 UNIT	P/UNIT	9.70	9.70	9.70	9.70	9.70	9.70	9.70	9.70
ELECT.CHARGES 301 - 1000 UNIT	P/UNIT	15.27	15.27	15.27	15.27	15.27	15.27	15.27	15.27
ELECT.CHARGES ABOVE 1000 UNIT	P/UNIT	17.41	17.41	17.41	17.41	17.41	17.41	17.41	17.41
ELEC	PM	10.03	10.03	10.03	10.03	10.03	10.03	10.03	10.03
GAS CHRg upto 3.3719 MMBUT	MMBTU	0.00	124.18	124.18	0.00	0.00	0.00	0.00	124.18
GAS CHRg 3.3719 - 6.7438 MMBUT	MMBTU	0.00	248.37	248.37	0.00	0.00	0.00	0.00	248.37
GAS CHRg 6.7438 - 10.1157 MMBUT	MMBTU	0.00	248.37	248.37	0.00	0.00	0.00	0.00	248.37
GAS CHRg10.1157 - 13.4876 MMBUT	MMBTU	0.00	620.91	620.91	0.00	0.00	0.00	0.00	620.91
GAS	PM	0.00	620.91	620.91	0.00	0.00	0.00	0.00	620.91
GAS	PM	0.00	372.55	372.55	0.00	0.00	0.00	0.00	372.55
KEROSENE OIL	LTR	111.00	125.00	108.00	115.00	120.00	130.00	120.00	125.00
FIREWOOD WHOLE	40 KG.	350.00	475.00	575.00	360.00	400.00	400.00	400.00	350.00
CHAIR SHESHAM WOOD WITH ARMS **	EACH	2250.00	1450.00	1150.00	1900.00	2000.00	1350.00	1400.00	1550.00
CHAIR PLASTIC (CHAIRMAN) AVERAGE QUALITY	EACH	800.00	500.00	550.00	700.00	700.00	587.50	1200.00	750.00
TABLE SHESHAM WOOD (4X2X5") ***	EACH	4100.00	5000.00	5500.00	3900.00	3700.00	4500.00	4500.00	5625.00
SOFASET WOODEN WITH FOAM SEAT **	SET	17200.00	17000.00	28000.00	9000.00	8500.00	10000.00	12000.00	12000.00
COT IRON (WITH NIWAR)AV.QLTY.	EACH	2100.00	1750.00	2600.00	2350.00	2400.00	2550.00	2000.00	2500.00
ALMIRAH (STEEL) 6'X3' 20 GUAGE	EACH	9200.00	8750.00	9000.00	10000.00	10000.00	6750.00	11000.00	13000.00
DINNING TABLE 6 CHAIRS A.QLTY	SET	14600.00	18625.00	13000.00	22000.00	20000.00	11000.00	10500.00	15500.00
SINGLE BED WITHOUT FOAM MED.	EACH	5600.00	4375.00	6500.00	3700.00	3600.00	4500.00	8000.00	5750.00
MATRESS SINGLE(4"THICK)	EACH	3350.00	3800.00	3750.00	3500.00	2950.00	3900.00	4000.00	5000.00
FARSHI DARI 12'X9' AV.QLTY	EACH	1000.00	1450.00	1000.00	500.00	500.00	1000.00	2500.00	1200.00
DARI COTTON (6'x2 1/2') AV.QL	EACH	350.00	1175.00	475.00	383.33	300.00	500.00	1500.00	425.00
CARPET PLAIN AV. QLTY	SQFT.	35.00	45.00	61.25	48.67	50.00	35.00	35.00	45.00
QUILT (LIHAF) 3 KG. COTTON	EACH	600.00	650.00	700.00	550.00	500.00	625.00	1100.00	575.00
BLANKET (90" x 54")	EACH	2900.00	4650.00	2000.00	2450.00	2500.00	2000.00	2800.00	3100.00
BEDSHEET SINGLE BED SUP.QLTY	EACH	500.00	650.00	575.00	370.00	380.00	500.00	1000.00	550.00
BED SHEET DOUBLE WITH TWO PILLOW COVERS SUP QLTY	SET	1075.00	1250.00	575.00	430.00	435.00	550.00	1200.00	800.00
TOWEL(3'x2') AV. QALTY	EACH	275.00	250.00	150.00	200.00	215.00	206.25	300.00	120.00
CELING FAN 48" SUPER QLTY **	EACH	3250.00	2975.00	2650.00	3700.00	3600.00	2500.00	3000.00	3150.00
PEDESTAL FAN 22" SUPER QLTY	EACH	4730.00	3550.00	3600.00	3500.00	3500.00	3500.00	3500.00	4100.00
REFG. DAWLENCE 10 CFT. D.DOOR	EACH	33500.00	26500.00	29500.00	34000.00	33500.00	26300.00	38000.00	32000.00

Contd.

7.11 Intercity Consumer Prices September, 2014

Description	Unit	D.I. Khan	Mingora	Quetta	Turbat	Gawadar	Loralai	Khuzdar	D.M. Jamali
LEDERPLEX SYRUP	BOTTLE	35.00	35.00	35.00	35.00	35.00	35.00	35.00	35.00
SANCOS SYRUP (50 ML.)	BOTTLE	30.00	30.00	30.00	30.00	30.00	30.00	30.00	30.00
PHENERGAN SYRUP 120 ML.	BOTTLE	33.00	33.00	33.00	33.00	33.00	33.00	33.00	33.00
CALPOL SYRUP 60 ML.	BOTTLE	28.00	28.00	28.00	28.00	28.00	28.00	28.00	28.00
HYDRYLLIN SYRUP 120 ML.	BOTTLE	65.00	65.00	65.00	65.00	65.00	65.00	65.00	65.00
POLYFAX EYE OINTMENT	TUBE	21.00	21.00	21.00	21.00	21.00	21.00	21.00	21.00
BETNESOL EYE DROPS	BOTTLE	33.89	33.89	33.89	33.89	33.89	33.89	33.89	33.89
EAR DROPS (CARDISPORINE) ***	BOTTLE	21.00	21.00	21.00	21.00	21.00	21.00	21.00	21.00
BETNOVATE-N OINTMENT 5 GMS	TUBE	16.00	16.00	16.00	16.00	16.00	16.00	16.00	16.00
BURNOL CREAM 30 GRM	TUBE	16.00	16.00	16.00	16.00	16.00	16.00	16.00	16.00
VICKS VAPORUB/BALM	BOTTLE	36.00	36.00	36.00	36.00	36.00	36.00	36.00	36.00
GLYCRINE SMALL BOTTLE	BOTTLE	15.00	25.00	45.00	20.00	20.00	30.00	25.00	15.00
JOUHAR JOSHANDA	PKT.	7.00	6.00	6.00	6.00	6.00	6.00	6.00	6.00
GALXOS-D (450 GRMS)	PKT.	151.88	151.88	151.88	151.88	151.88	151.88	157.50	157.50
GRIPE-WATER WOODWARDS	BOTTLE	50.00	50.00	50.00	50.00	50.00	50.00	50.00	50.00
SANIPLAST ONE PUTTY	EACH	2.00	1.50	1.50	3.00	3.00	2.00	2.00	1.45
O.R.S. (NIMCOL)	PKT.	15.00	15.00	15.00	15.00	15.00	15.00	15.00	15.00
DETTOL (MEDIUM)	BOTTLE	46.80	46.80	46.80	46.80	46.80	46.80	46.80	46.80
COTTON BANDAGE 2" - 4"	EACH	5.50	6.00	10.00	15.00	15.00	13.00	12.00	10.00
THERMOMETER CHINA	EACH	45.00	35.00	35.00	50.00	50.00	35.00	50.00	40.00
DOCTOR (MBBS) CLINIC FEE	P/PAT.	200.00	200.00	200.00	350.00	300.00	200.00	200.00	90.00
URINE TEST (DR) CHARGES	P/TEST	120.00	70.00	80.00	250.00	300.00	100.00	100.00	85.00
BLOOD TEST (CP) CHARGES	P/TEST	130.00	250.00	200.00	350.00	350.00	200.00	125.00	225.00
SUGAR TEST (RANDOM/FASTING BOTH) CHARGES	P/TEST	140.00	90.00	175.00	300.00	300.00	150.00	150.00	200.00
ECG CHARGES	P/TEST	250.00	150.00	175.00	400.00	400.00	200.00	300.00	150.00
X-RAY (CHEST) CHARGES	P/X-RAY	225.00	150.00	300.00	350.00	350.00	250.00	230.00	350.00
CAR SUZUKI 800 CC (W/O. A/C)	EACH	642000.00	0.00	0.00	0.00	0.00	0.00	0.00	0.00
CAR SUZUKI 1000 CC	EACH	1052000.00	0.00	1044000.00	0.00	0.00	0.00	0.00	0.00
CAR TOYOTA 1300 CC	EACH	1700500.00	0.00	1568000.00	0.00	0.00	0.00	0.00	0.00
CAR HONDA CIVIC	EACH	0.00	0.00	2035000.00	0.00	0.00	0.00	0.00	0.00
MOTORCYCLE HONDA CD-70.	EACH	70000.00	68000.00	69500.00	70000.00	69000.00	70000.00	0.00	69750.00
MOTORCYCLE YAMAHA 100CC.	EACH	79300.00	0.00	80600.00	81000.00	81750.00	81000.00	0.00	0.00
MOTOR CYCLE HERO 70 CC	EACH	45000.00	45000.00	45000.00	50000.00	0.00	50000.00	0.00	0.00
BICYCLE WITH TYRES & TUBES	EACH	6825.00	6300.00	7062.50	6000.00	5200.00	7000.00	0.00	7000.00
TYRE CAR WITH TUBE GENERAL	EACH	3500.00	3025.00	3250.00	4000.00	4000.00	3300.00	3000.00	3300.00
TYRE MOTOR CYCLE WITHOUT TUBE	EACH	1050.00	1237.50	1050.00	1275.00	1400.00	1100.00	1250.00	1100.00
TYRE CYCLE SPECIFY BRAND NAME	EACH	325.00	475.00	350.00	300.00	300.00	350.00	450.00	475.00
TYRE CAR W/O TUBE	EACH	3600.00	2912.50	3137.50	3500.00	3500.00	2500.00	6000.00	2800.00
PETROL SUPER	LITRE	106.90	106.90	106.90	106.90	106.90	106.90	106.90	106.90
HIGH SPEED DIESEL HSD	LITRE	108.34	108.34	108.34	108.34	108.34	108.34	108.34	108.34
CNG	K.G.	0.00	76.35	76.35	0.00	0.00	0.00	0.00	76.35
GAS CYLINDER STAND. SIZE	EACH	1430.00	1340.00	1500.00	1100.00	1100.00	1612.50	1350.00	1700.00
MOTOR CYCLE SERVICE CHARGES	EACH	275.00	275.00	275.00	200.00	200.00	200.00	300.00	200.00
CAR SERVICE CHARGES	EACH	400.00	282.50	450.00	300.00	500.00	375.00	400.00	300.00
TYRE PUNCTURE CHARGES	EACH	50.00	55.00	45.00	80.00	85.00	50.00	75.00	65.00
CYCLE OVERHAULING CHARGES	EACH	300.00	250.00	190.00	150.00	155.00	190.00	200.00	100.00
CAR TAX FOR 800CC TO 1300CC	YEARLY	1075.00	1075.00	400.00	400.00	400.00	400.00	400.00	400.00
TRAIN FARE ECO. 1-100 KM.	P/KM.	0.00	0.00	0.71	0.00	0.71	0.00	0.00	0.71
TRAIN FARE ECO. 101-500 KM.	P/KM.	0.00	0.00	1.02	0.00	1.02	0.00	0.00	1.02
TRAIN FARE ECO. > 500 KM.	P/KM.	0.00	0.00	0.93	0.93	0.93	0.00	0.00	0.93
TRAIN FARE IST SLP. 1-100KM	P/KM.	0.00	0.00	2.18	2.18	2.18	0.00	0.00	2.18
TRAIN FARE IST SLP.101-500 KM	P/KM.	0.00	0.00	2.69	2.69	2.69	0.00	0.00	2.69
TRAIN FARE IST SLP. > 500 KM	P/KM.	0.00	0.00	2.07	2.07	2.07	0.00	0.00	2.07
TRAIN FARE A/C SLP. 1-100KM.	P/KM	0.00	0.00	5.99	5.99	5.99	0.00	0.00	5.99
TRAIN FARE A/C SLP.101-500KM	P/KM.	0.00	0.00	4.77	4.77	4.77	0.00	0.00	4.77
TRAIN FARE A/C SLP > 500KM.	P/KM	0.00	0.00	4.32	4.32	4.32	0.00	0.00	4.32
PLATEFORM TICKET	EACH	0.00	0.00	10.00	0.00	10.00	0.00	0.00	10.00
AUTO RICKSHAW FARES	KM/MIN	50.00	50.00	65.00	40.00	72.50	50.00	65.00	50.00
FULL TONGA CHARGES	KM/MIN	0.00	0.00	80.00	0.00	0.00	50.00	0.00	0.00
TAXI 4 SEATER FARE	KM/MIN	150.00	75.00	60.00	60.00	60.00	60.00	60.00	60.00
BUS FARE MIN (WITHIN CITY)	TICKET	0.00	0.00	20.00	0.00	0.00	0.00	0.00	0.00
BUS FARE MAX (WITHIN CIT	TICKET	0.00	0.00	20.00	0.00	0.00	0.00	0.00	0.00

Contd.

7.11 Intercity Consumer Prices September, 2014

Description	Unit	D.I. Khan	Mingora	Quetta	Turbat	Gawadar	Loralai	Khuzdar	D.M. Jamali
BUS FARE OUTSIDE CITY	P/KM.	0.93	0.93	0.90	0.90	0.90	0.90	0.90	0.90
A/C BUS FARE OUTSIDE CITY	P/KM.	1.50	1.50	1.60	1.60	1.60	1.60	1.60	1.60
MINIBUS FARE MIN.WITH IN CITY	TICKET	0.00	0.00	20.00	0.00	35.00	1.00	0.00	0.00
MINIBUS FARE MAX.WITH IN CITY	TICKET	0.00	0.00	20.00	0.00	0.00	0.00	0.00	0.00
SUZUKI FARE MIN.WITH IN CITY	TICKET	10.00	10.00	325.00	40.00	40.00	0.00	10.00	0.00
SUZUKI FARE MAXIMUM W.IN CITY	TICKET	15.00	15.00	0.00	30.00	30.00	0.00	10.00	0.00
AIR FARE ECONOMY CLASS.	P/KM.	0.00	0.00	18.20	18.20	18.20	0.00	18.20	0.00
POSTAL ENVELOPE DOMESTIC	EACH	8.00	8.00	8.00	8.00	8.00	8.00	8.00	8.00
ENVELOPE FOR SAUDI ARABIA	EACH	50.00	50.00	50.00	50.00	50.00	45.00	50.00	45.00
POSTAL REGISTRATION CHARGES	EACH	28.00	28.00	28.00	28.00	28.00	28.00	28.00	28.00
U.M.S. REG CHARGES MIN.	EACH	58.00	58.00	59.00	58.00	58.00	58.00	58.00	58.00
T.C.S. CH. MIN.WITH IN ZONE	EACH	110.00	95.00	110.00	110.00	110.00	110.00	110.00	110.00
TELEPHONE CHARGES LOCAL CALL	P/CALL	3.94	3.94	3.94	3.94	3.94	3.94	3.94	3.94
TEL CHARGES OUT SIDE CITY	P/CALL	3.94	3.94	3.94	3.94	3.94	3.94	3.94	3.94
INTERNET CHARGES	P/HOUR	42.50	30.00	25.00	30.00	30.00	38.75	20.00	20.00
MOBILE CELL CHARGES	P/UNIT	2.50	2.50	3.00	3.00	3.00	3.00	4.00	3.00
FAX CHARGES (LOCAL)	P/PAGE	15.00	10.00	15.00	25.00	25.00	20.00	20.00	15.00
TELEPHONE SET AV. QLTY	EACH	1300.00	1075.00	575.00	750.00	800.00	675.00	500.00	550.00
MOBILE SET NOKIA/SONY/ERICSON/SAMSUNG WITHOUT CAMERA	EACH	2250.00	2487.50	3000.00	2000.00	2100.00	2750.00	3000.00	3750.00
T.V. 20" COLORED WEGA H-A21.	EACH	20000.00	24500.00	18000.00	17000.00	17000.00	18000.00	17500.00	20000.00
T.V 20" COLOR CHINA/KORIA)	EACH	9550.00	8125.00	13000.00	8000.00	8000.00	12000.00	8500.00	16500.00
V.C.P. PANASONIC/LG/NAT	EACH	5000.00	0.00	6900.00	4500.00	0.00	6000.00	0.00	6500.00
DVD/VCD PLAYER PANASONIC/LG	EACH	5500.00	3000.00	5200.00	3000.00	0.00	4800.00	3000.00	4750.00
RADIO WITH C.PLAYER NATIONAL	EACH	1900.00	1450.00	1925.00	1600.00	1675.00	2000.00	1900.00	1650.00
PERSONNEL COMPUTER (BRANDED)	EACH	41500.00	33500.00	42000.00	28000.00	28000.00	28000.00	28000.00	28000.00
VID. CASSETTE BLK. TDK/SONY	EACH	100.00	125.00	155.00	150.00	150.00	150.00	0.00	0.00
COM. C.D. (TDK/IMATION)	EACH	50.00	50.00	72.50	60.00	35.00	70.00	50.00	65.00
TAPE RECORDER CASSETTE BLANK	EACH	42.50	70.00	40.00	35.00	37.50	35.00	45.00	30.00
VIDEO GAME SEGA 16 BYTE	EACH	1475.00	0.00	1150.00	900.00	900.00	1250.00	1000.00	0.00
CINEMA A/C. HIGH CLASS	TICKET	0.00	0.00	0.00	0.00	0.00	0.00	0.00	0.00
CINEMA NON-A/C HIGH CLASS	TICKET	50.00	100.00	150.00	0.00	0.00	20.00	0.00	0.00
CABLE CHARGES	PER MONT	300.00	200.00	400.00	350.00	300.00	300.00	300.00	300.00
TV.LICENCE FEE DOMESTIC	YEARLY	420.00	420.00	420.00	420.00	420.00	420.00	420.00	420.00
ENGLISH BOOK CLASS V1	EACH	78.00	78.00	59.00	59.00	59.00	59.00	59.00	59.00
ENGLISH BOOK CLASS IX OR X	EACH	76.00	76.00	72.00	72.00	72.00	72.00	72.00	72.00
ENG. BOOK IST.YR COMPLETE SET	EACH	80.00	80.00	65.00	65.00	65.00	65.00	65.00	65.00
ENGLISH BOOK BA/B.SC	EACH	120.00	120.00	175.00	175.00	175.00	175.00	175.00	175.00
URDU BOOK CLASS V (T.B.BORD)	EACH	76.00	76.00	82.00	82.00	82.00	82.00	82.00	82.00
URDU BOOK CLASS IX/X(T.B.B)	EACH	65.50	65.50	85.00	85.00	85.00	85.00	85.00	85.00
URDU BOOK IST.YEAR/INTER	EACH	76.00	76.00	85.00	85.00	85.00	85.00	85.00	85.00
URDU BOOK BA/B.SC	EACH	160.00	160.00	175.00	175.00	175.00	175.00	175.00	175.00
MATHS BOOK CALSS V (T.B.B)	EACH	77.00	77.00	55.00	55.00	55.00	55.00	55.00	55.00
MATHS BOOK CLASS IX OR X	EACH	133.00	133.00	130.50	130.50	130.50	130.50	130.50	130.50
MATHS BOOK IST.YEAR (T.B.B)	EACH	160.00	160.00	138.00	138.00	138.00	138.00	138.00	138.00
PAKISTAN STUDIES BOOK BA/B.SC	EACH	120.00	120.00	300.00	300.00	300.00	300.00	300.00	300.00
DAILY "DAWN"	P/COPY	19.00	19.00	19.00	19.00	19.00	19.00	19.00	19.00
DAILY "JANG"	P/COPY	12.00	12.00	12.00	12.00	12.00	12.00	12.00	12.00
DAILY "NAWA-E-WAQT"	P/COPY	12.00	12.00	12.00	12.00	12.00	12.00	12.00	12.00
WEEKLY "AKHBAR-E-JAHAN"	P/COPY	55.00	55.00	55.00	55.00	55.00	55.00	55.00	55.00
WEEKLY "MAG"	P/COPY	45.00	45.00	45.00	45.00	45.00	45.00	45.00	45.00
MONTHLY "NAUNEHAL DIGEST"	P/COPY	35.00	35.00	35.00	35.00	35.00	35.00	35.00	35.00
PAPER FOOLSCAPE (27"x17")	QUIRE	47.50	25.00	27.50	25.00	25.00	35.00	50.00	35.00
EXERCISE.BOOK LINED 80/100 PGS	EACH	45.00	60.00	37.50	40.00	40.00	40.00	50.00	27.50
PENCILGOLDFISH/DEER	EACH	5.00	7.50	5.00	5.00	5.00	5.00	5.00	4.50
PEN INK DOLLOR 57 ML BOTTLE	EACH	20.00	20.00	20.00	20.00	20.00	20.00	20.00	20.00
PHOTOSTATE PAPER 70 GM	PRT	350.00	345.00	355.00	530.00	550.00	400.00	400.00	350.00
BALL PEN (local)	EACH	5.00	5.00	5.00	7.00	7.00	5.00	5.00	5.00
FOUNTAIN PEN HERO/WINGS/CHINA	EACH	40.00	45.00	35.00	40.00	40.00	35.00	40.00	37.50
PRIVATE SCHOOL FEE ENGLISH MED. AVG. STAND. (CLASS I)	P/MONTH	500.00	700.00	750.00	625.00	700.00	500.00	350.00	375.00
PRIVATE SCHOOL FEE ENGLISH MED. AVG. STAND. (CLASS V)	P/MONTH	800.00	900.00	1150.00	725.00	800.00	700.00	560.00	550.00
PRIVATE SCHOOL FEE ENGLISH MED. AVG. STAND. (CLASS VI)	P/MONTH	1000.00	900.00	1200.00	825.00	900.00	1000.00	675.00	700.00
PRIVATE SCHOOL FEE ENGLISH MED. AVG. STAND. (CLASS X)	P/MONTH	1800.00	1300.00	1400.00	925.00	1000.00	1200.00	635.00	850.00

Contd.

7.11 Intercity Consumer Prices September, 2014

Description	Unit	D.I. Khan	Mingora	Quetta	Turbat	Gawadar	Loralai	Khuzdar	D.M. Jamali
PRIVATE MEDICLE COLLEGE FEE MBBS (IST YEAR)	P/MONTH	0.00	0.00	0.00	0.00	0.00	0.00	0.00	0.00
PRIVATE ENGINEERING COLLEGE FEE (ISTR YEAR)	P/MONTH	0.00	0.00	5700.00	0.00	0.00	0.00	0.00	0.00
GOVT. COLLEGE FEE IST. YEAR	MONTH	42.09	42.09	60.00	7.50	7.50	7.50	7.50	7.00
GOVT. COLLEGE FEE 4TH. YEAR	MONTH	39.59	39.59	80.00	9.00	9.00	9.00	9.00	9.00
GOVT. UNIVERSITY FEE MSC.	MONTH	540.00	540.00	350.00	350.00	350.00	350.00	350.00	350.00
GOVT. MED. COLLEGE FEE MBBS	MONTH	641.66	641.66	950.00	0.00	950.00	0.00	0.00	950.00
GOVT. ENGG. COLL. FEE I YEAR	MONTH	595.83	0.00	850.00	0.00	3850.00	0.00	850.00	850.00
COACHING FEE FOR CLASS IX/X	P/MONTH	1000.00	1750.00	500.00	1000.00	1000.00	600.00	600.00	1000.00
COACHING CHARGES FOR CLASS IST YEAR/INTER (SCIENCE)	P/MONTH	1100.00	2750.00	1000.00	0.00	1000.00	0.00	0.00	1500.00
COACHING CHARGES FOR CLASS IST YEAR/INTER (COMMERCE)	P/MONTH	1000.00	950.00	1000.00	0.00	1000.00	0.00	0.00	1500.00
I.T. TUITION FEES	P/MONTH	2100.00	0.00	1800.00	0.00	920.00	0.00	0.00	0.00
MBA TUITION FEES	P/MONTH	2100.00	0.00	998.00	0.00	0.00	0.00	0.00	0.00
BREAD TANDOORI ST. SIZE	EACH	6.00	10.00	10.00	10.00	10.00	10.00	15.00	10.00
COOKED MUTTON (AV. HOTEL)	PLATE	140.00	145.00	150.00	120.00	155.00	200.00	200.00	115.00
COOKED BEEF (AV. HOTEL)	PLATE	100.00	105.00	80.00	90.00	125.00	120.00	150.00	80.00
COOKED DAL (AV. HOTEL)	PLATE	70.00	43.75	60.00	70.00	75.00	50.00	60.00	40.00
CHICKEN BIRYANI FULL/DOUBLE	PLATE	145.00	190.00	150.00	120.00	130.00	100.00	85.00	90.00
TEA PREPARED (ORDINARY)	CUP	15.00	17.50	21.00	10.00	10.00	20.00	20.00	20.00
HAIRCUT CHARGES FOR MEN	P/CUT	45.00	70.00	80.00	90.00	100.00	60.00	60.00	55.00
BEAUTY PORL HAIR STYL CHARGE	P/STY.	140.00	450.00	350.00	300.00	325.00	250.00	250.00	150.00
SHAVING CHARGES	PER SHV	32.50	45.00	40.00	35.00	35.00	40.00	30.00	25.00
LIPSTICK S.MISS/MEDORA	EACH	100.00	90.00	95.00	90.00	100.00	90.00	100.00	90.00
NAIL POLISH S.MISS/MEDORA	EACH	100.00	85.00	95.00	80.00	80.00	80.00	80.00	80.00
PERFUME MED.SIZE MEDORA/BROACH	EACH	100.00	150.00	100.00	100.00	100.00	100.00	150.00	180.00
HAIR-OIL AMLA/CHAMBELI	BOTTLE	85.00	100.00	100.00	90.00	80.00	100.00	100.00	100.00
TOILET SOAP LUX 95 GRAMS	EACH	40.38	40.38	40.38	40.38	40.38	40.38	40.38	40.38
TOILET SOAP LIFEBOUY 140 GRM	EACH	36.00	36.00	36.00	36.00	36.00	36.00	36.00	36.00
TOILET SOAP SAFEGUARD BATH SIZE	EACH	48.00	48.00	48.00	46.00	46.00	48.00	46.00	46.00
TOOTHPASTE MACKLINES 70 GRM	EACH	50.00	50.00	50.00	50.00	50.00	50.00	50.00	50.00
TOOTHPAST MED SIZE CLGATE 70 GMS	EACH	60.67	60.67	56.00	56.00	56.00	56.00	56.00	56.00
TOOTHBRUSH SHEILD A/PLAUQUE	EACH	40.00	46.25	50.00	50.00	50.00	40.00	50.00	47.50
TOOTHPOWDER DENTONIC 90 GRM	EACH	25.00	25.00	25.00	25.00	25.00	25.00	25.00	25.00
HAIR-COLOUR BEGIN (6 GMS)	EACH	90.00	100.00	90.00	90.00	90.00	95.00	90.00	95.00
HAIR COLOUR (KALAKOLA)	BOTTLE	125.00	120.00	120.00	120.00	120.00	120.00	120.00	120.00
FACECREAM PONDS (MEDIUM)	EACH	110.00	120.00	120.00	100.00	100.00	120.00	140.00	110.00
TALC POWDER VICE ROAY,B.CAT	EACH	110.00	110.00	120.00	130.00	120.00	120.00	160.00	120.00
BLADE TREET ORDINARY 10'S	PKT.	30.00	30.00	30.00	30.00	30.00	35.00	45.00	30.00
BLADE 7-O-CLOCK STAIN. 5'S	PKT.	30.00	32.50	35.00	30.00	35.00	35.00	55.00	35.00
SHAMPOO SUNSILK/PAINTIN 100 ML	BOTTLE	110.00	110.00	110.00	115.00	110.00	100.00	100.00	110.00
BEAUTY CREAM (FAIR & LOVELY)	EACH	120.00	115.00	135.00	85.00	115.00	100.00	100.00	155.00
HAIR REMOVING CREAM (EU-CREAM)	TUBE	55.00	65.00	65.00	55.00	55.00	65.00	55.00	57.50
GEL MEDIUM SIZE	BOTTLE	85.00	120.00	80.00	60.00	60.00	80.00	120.00	120.00
DISPOSABLE RAZOR GILLET-II	EACH	40.00	40.00	45.00	45.00	47.50	45.00	45.00	35.00
SHAVING CREAM TOUCH-ME/ADM.	EACH	55.00	60.00	60.00	50.00	60.00	60.00	70.00	55.00
GOLD TEZABI 24 CT	10 GM.	40638.00	42000.00	40800.00	49500.00	49500.00	48000.00	41310.00	42866.00
SILVER TEZABI 24 CT	10 GM.	652.00	670.00	700.00	1000.00	1100.00	695.00	650.00	668.00
ARTIFICIAL JEWELLARY SET	SET	230.00	1425.00	480.00	500.00	525.00	520.00	400.00	425.00
WRIST WATCH GENTS CITIZEN (ORIGINAL) ***	EACH	2500.00	2500.00	2550.00	2550.00	2500.00	2550.00	2500.00	2500.00
WRIST WATCH LADIES CITIZEN (ORIGINAL) ***	EACH	2500.00	2500.00	2550.00	2500.00	2500.00	2500.00	2500.00	2500.00
WALL CLOCK QUARTZ AV.QLTY	EACH	255.00	650.00	475.00	325.00	325.00	500.00	500.00	475.00
SUITCASE REXIN (24"x16"x6")	EACH	725.00	750.00	1500.00	950.00	950.00	1000.00	1950.00	900.00
TRUNK MEDIUM SIZE ***	EACH	1300.00	2200.00	675.00	650.00	700.00	650.00	1500.00	1200.00
PURSE LADIES (LEATHER) AVERAGE QUALITY	EACH	500.00	600.00	400.00	325.00	300.00	330.00	300.00	325.00

7.11 Intercity Consumer Prices September, 2014

			Value in Rupees
Description	Unit	Average	% Change
<u>FOOD & NON-ALCOHOLIC BEVERAGES</u>			
WHEAT	10 KG.	354.61	0.19
WHEAT FLOUR FINE/SUPERIOR.	KG.	45.34	0.27
WHEAT FLOUR AVG. QLTY	KG.	40.76	0.05
WHEAT FLOUR BAG	10 KG.	405.89	0.27
MAIDA	KG.	54.14	0.30
SUJI	KG.	55.06	0.11
BESAN AV. QLTY.	KG.	80.40	0.56
RICE BASMATI SUP. QLTY.	KG.	140.53	0.36
RICE BASMATI 385/386	KG.	96.49	0.12
RICE BASMATI BROKEN AV.QLTY	KG.	73.41	0.40
RICE IRRI-6 (SINDH/PUNJAB)	KG.	51.31	0.35
VERMICELLI	KG.	78.89	0.13
BREAD PLAIN MEDIUM SIZE	EACH	39.61	0.15
RUSK (PAPAY)	KG.	182.53	0.22
BISCUITS-PACKED	PKT	35.00	0.00
BISCUIT-BAKERY (LOOSE)	250 GM	73.95	0.22
CORNFLAKS FAUJI 225 GM.	PKT	167.88	0.07
SAMOSA (VEGATABLE)	EACH	12.21	0.58
PASTRY AV.QLTY.	EACH	25.16	1.99
PATTIES (VEGATABLES)	EACH	20.45	0.29
NIMCO	250 GM	64.54	0.39
CHIPS	250 GM	75.83	0.84
BEEF WITH BONE AV.QLTY.	KG	287.42	0.70
MUTTON AV.QLTY.	KG	554.75	0.59
CHICKEN FARM BROILER (LIVE)	KG	151.97	-11.40
FISH-RAHU MEDIUM SIZE	KG	282.28	-0.77
MILK FRESH (UNBOILED)	LTR.	73.38	0.47
CURD	KG.	87.23	0.48
MILK TETRA PACK 1/2 LTR.	PKT.	57.13	0.00
LACTOGEN 400 GRAMS	PKT.	422.50	0.03
POWDER MILK NIDO 400GM.	PKT	346.75	0.00
MILK POWDER LOOSE/PACKED	KG.	507.34	0.04
BUTTER LOCAL PACKED	50 GM.	28.64	0.00
EGGS FARM	DOZ	105.72	1.21
MUSTARD OIL AV.QLTY.	KG.	186.49	0.04
COOKING OIL (DALDA)	2.5LTR	537.03	0.02
COOKING OIL (PAKWAN) OTHER BRAND SPECIFY	2.5 LTR	506.42	0.07
VEGETABLE GHEE TIN	2.5KG.	512.50	0.00
VEGETABLE GHEE (LOOSE)	KG.	162.40	-1.47
DATES AV.QLTY.	KG.	173.87	-1.59
PISTACHIO AV.QLTY.	50 GM.	104.03	0.11
ALMONDS WHOLE AV.QLTY.	KG.	522.02	2.54
COCONUT DRY AV.QLTY.	KG.	287.71	-0.48
RAISINS AV.QLTY.	50 GM.	21.17	0.24
GROUNDNUTS (WITH SHELL)	KG.	166.76	-0.04
MALTA/MOSAMBI	DOZ	0.00	
KINNU	DOZ	0.00	
APPLE	KG	90.03	-12.41
ALOO BUKHARA	KG	0.00	
POMEGRANATE (ANNAR)	KG	156.97	-6.93
GRAPES	KG	154.24	-4.13
BANANAS	DOZ	76.49	-9.51
MANGO KALMI	KG	91.80	13.42
GUAVA	KG	63.34	-0.42

Contd.

7.11 Intercity Consumer Prices September, 2014

Description	Unit	Value in Rupees	
		Average	% Change
WATERMELON (TURBOOZ)	KG	0.00	
MUSKMELON (KHARBOOZA)	KG	0.00	
SWEETMELON (GARMA)	KG	62.96	4.85
PULSE MASOOR (WHOLE)	KG.	117.49	0.15
PULSE MASOOR (WASHED)	KG.	128.14	0.47
PULSE MOONG (WASHED)	KG.	146.63	-2.73
PULSE MASH (WASHED)	KG.	155.79	2.24
PULSE GRAM	KG.	74.99	-0.03
GRAM WHOLE BLACK AV.QLTY.	KG.	77.86	-0.08
GRAM WHOLE YELLOW AV.QLTY	KG.	113.52	0.19
BEANS (LAL LOBIN)	KG.	144.97	0.19
POTATOES	KG	69.10	-2.35
ONION	KG	41.62	2.19
TURNIP	KG	0.00	
RADISH	KG	42.33	
TOMATOES	KG	68.33	33.88
CABBAGE	KG	0.00	
CAULIFLOWER	KG	0.00	
BRINJAL	KG	34.68	-19.74
PUMPKIN	KG	0.00	
BOTTLEGOURD	KG	46.78	-3.45
LADY FINGER	KG	69.57	-6.25
PEAS	KG	0.00	
SPINACH	KG	27.16	
TINDA	KG	66.98	6.57
TURAI	KG	56.01	-2.63
KARAILA	KG	64.80	-4.94
ARVI	KG	52.49	0.06
CHILLIES GREEN	KG	62.03	2.97
CARROT	KG	0.00	
CUCUMBER (KHEERA)	KG	69.38	0.35
LEMON	250GM	36.47	2.73
SUGAR REFINED	KG.	61.18	6.33
GUR AV.QLTY	KG.	84.31	2.75
HONEY LANGANESE 500 GM.	BOTTLE	772.31	2.32
MILO 200 GM.	BOTTLE	194.91	0.00
CUSTARD POWDER RAFHAN 300 GM.	PKT	74.44	0.17
TOFFEE (HILAL)	EACH	1.31	0.00
CHOWKELATE CANDY (SMALL SIZE)	EACH	5.00	0.00
SWEETMEAT (MIXED)	KG	299.51	0.20
ICE CREAM WALLS	CUP.	40.00	0.00
ICE	KG	11.72	0.43
JAM AHMED/MITCHELLES	BOTTLE	128.25	0.75
SQUASH-MITCHELLES	BOTTLE	146.19	0.00
ROOH AFZA	BOTTLE	142.38	0.00
JAM-E-SHIREEN	BOTTLE	147.63	0.00
SAUNF	50 GM	16.87	0.66
CINAMON LOOSE AV. QLTY	50 GM.	23.54	1.77
CUMINSEED WHITE NATIONAL	50 GM.	51.73	0.15
PEPPER BLACK NATIONAL	50 GM.	94.28	0.43
CLOVES LOOSE AV.QLTY	50 GM.	93.56	0.14
CARDAMOM LARGE LOOSE AV.QLTY	50 GM.	133.85	1.92
CARDAMOM SMALL AV.QLTY	50 GM.	108.09	0.60
SALT-POWDERED (LAHORI) LOOSE	KG.	9.75	0.00
SALT POWDERED (NATIONAL/SHAN)	PKT	24.25	0.17
CHILLIES POWD.NATIONAL 200GM	PKT	105.00	0.00

Contd.

7.11 Intercity Consumer Prices September, 2014

Value in Rupees			
Description	Unit	Average	% Change
CHILLIES POWDER LOOS	KG.	254.14	0.79
CORRIANDER SEED POWD.NATIONAL	PKT	82.83	0.00
CORRIANDER SEED (LOOSE)	KG.	247.16	0.75
TURMERIC POWD.NATIONAL 50GM	PKT.	35.00	0.00
CURRY POWD. NATIONAL 200 GM	PKT.	86.50	0.00
TOMATO KETCHUP AHMED/MITCHL	BOTTLE	84.54	0.39
PICKLES AHMED/MITCHELLES	BOTTLE	101.50	0.50
VINEGAR SYNTHETIC (SIRKA)	BOTTLE	70.33	0.00
GARLIC	KG	127.32	-0.41
GINGER	KG	254.98	-3.48
TAPAL DANEDAR TEA 200GM PACKET	PKT	120.55	2.44
TEA LIPTON YELLOW LABEL 200GM.	PKT.	128.37	0.09
TEA LOOSE KENYA AV.QLTY 250GM.	PKT.	131.48	1.69
COFFEE-NESCAFE 75 GM. **	BOTTLE	312.00	0.00
COLD DRINK (STANDARD SIZ)	BOTTLE	23.41	0.00
FRUIT JUICE TETRA PACK	PKT.	17.44	0.00
MINERAL WATER NESTLE 1.5 LTR	BOTTLE	46.28	0.13
ALCOHOLIC BEVERAGES & TOBACCO			
CIGARETTES K-2 10'S **	PKT	46.00	0.00
CIGARETTES CAPSTAN 10'S **	PKT	50.13	0.00
CIGARETTES GOLD LEAF 20'S	PKT	99.88	0.00
CIGARETTES MORVEN GOLD 20'S	PKT	50.06	0.00
BETEL LEAVES	50GM.	63.96	-0.48
BETEL NUTS	KG.	300.73	0.78
CLOTHING & FOOTWEAR			
LONG CLOTH 57" GUL AHMED/AL-KARAM	METER	212.08	0.00
SHIRTING AV.QLTY.	METER	164.12	0.00
PANT CLOTH W & WEAR AV.QLTY	METER	373.61	0.13
LAWN PRINTED GUL AHMED/AL-KARAM	METER	259.03	0.00
GEORGETTE AV.QLTY	METER	132.64	0.09
LINEN AV.QLTY ***	METER	146.14	0.73
HEAVY WT SUITING LAWERNCPUR SUP QLTY	METER	1247.07	0.00
HEAVY WT SUITING LAWERNCPUR AV QLTY	METER	1646.63	0.04
TROPICAL SUITING LAW.PUR	METER	1053.88	0.00
PANT BOY 24"/26" LENGTH.	EACH	473.44	0.58
SHIRT BOY 24"/26" LENGTH	EACH	366.66	0.06
SCHOOL UNI. PANT,SHIRT BOYS	SUIT	630.35	0.83
SCHOOL UNI. KAMEEZ,SHAL.BOYS	SUIT	593.67	0.67
SCHOOL UNI. KAMEEZ,SHAL.GIRL	SUIT	626.29	0.60
FROCK W/WEAR GIRLS	EACH	913.51	1.01
AWAMI-SUIT W & W(BOY) 24"/26	SUIT	907.31	0.79
AWAMI-SUIT W&W (GENTS)AV.QLTY	SUIT	1217.63	0.49
PULLOVER GENTS OXFORD/BON.	EACH	2643.75	0.14
PULLOVER LADIES OXFORD/BON.	EACH	2502.79	0.00
PULLOVER (GENTS) OTHERS A.QTY	EACH	883.51	0.56
SECOND-HAND COAT FOR MEN	EACH	398.54	0.23
SECONDHAND SWEETER FOR MEN DUP QLTY	EACH	263.98	0.00
SECONDHAND WINTER JACKET	EACH	389.15	0.46
UNDERWEAR AV.QLTY MEDIUM SIZE	EACH	122.10	0.91
VEST FOR MEN AV.QLTY.	EACH	125.42	0.02
VEST/SHAMEEZ (WOMEN) AVG. QLTY	EACH	144.46	0.15
SOCKS NYLON (PAKISTANI)	PAIR	82.69	0.05
BRASSIER AV.QLTY.	EACH	146.58	0.42
BRASSIER SUP QLTY	EACH	334.24	0.68
DOPATTA GEORGETTE AV.QLTY.	EACH	282.58	0.09
DOPATTA COTTON AV GLTY	EACH	221.56	0.40

Contd.

7.11 Intercity Consumer Prices September, 2014

				Value in Rupees	
Description	Unit	Average	%	Change	
CHADDAR (W/WEAR) (2x2.5 MTR)	EACH	419.30		0.26	
LUNGI/DHOTI(COTTON) AVG. QLTY	EACH	296.05		0.51	
HANDKERCHIEF AVG. QLTY PAK	EACH	37.80		0.32	
HANDKERCHIEF SUP. QLTY PAK	EACH	59.56		0.20	
GLOVES AV QLTY	PAIR	88.00		1.01	
AZARBAND COTTON AVG. QLTY	EACH	16.60		0.73	
SEWING THREAD/REEL(ASLI PARI)	EACH	6.59		0.15	
WASHING CHARGES PAINT & SHIRT	SUIT	91.51		1.06	
DRY CLEANING SUIT COAT PANT	SUIT	300.56		0.54	
WASHING CH. (KAMIZ-SHALWAR)	PAIR	65.06		1.37	
TAILORING SHIRT	EACH	326.68		0.19	
TAILORING CHARGES PANT (MEN)	EACH	555.57		0.68	
TAILORING COAT-PANT SUIT	SUIT	3550.80		0.44	
TAILORING AWAMI-SUIT (MALE)	SUIT	494.16		1.24	
TAILORING SUIT FEMALE	SUIT	422.57		1.30	
GENTS SHOES PAUL BATA	PAIR	1199.00		0.00	
GENTS SANDAL BATA	PAIR	699.00		0.00	
GENTS SPOUNG CHAPPAL BATA	PAIR	179.00		0.00	
LADIES SANDAL BATA	PAIR	499.00		0.00	
LADIES SPOUNG CHAPPAL BATA	PAIR	179.00		0.00	
CHILD SHOE POWER LITE BATA	PAIR	599.00		0.00	
GENTS SHOE, ART 1109 SERVICE	PAIR	999.00		0.00	
NYLON JOGGER 27 SIZE 2-5 ***	PAIR	1299.00		0.00	
CHINA FOOT WEAR AV. QLTY (MALE) *	PAIR	659.39		0.48	
CHINA FOOT WEAR AV. QLTY (FEMALE) *	PAIR	502.08		0.50	
CHINA FOOT WEAR AV. QLTY (CHILDREN) *	PAIR	418.81		0.30	
SHOE REPAIR HALF SOLE	PAIR	96.87		2.33	
SHOES POLISH CHARGES AVERAGE SHOP	PAIR	17.59		0.00	
HOUSING, WATER, ELECT,GAS & OTH FUEL					
HOUSE RENT (combined)	MONTH	6096.58		0.00	
rent 2	pm	6096.58		0.00	
RENT3	PM	6096.58		0.00	
RENT4	PM	6096.58		0.00	
RENT5	PM	6096.58		0.00	
RENT6	PM	6096.58		0.00	
SYNTHETIC ENEMAL ROBIALAC BALTI 3.64 LTR.	EACH	1818.09		0.49	
SYNTHETIC ENEMAL ICI BALTI 3.64 LTR.	EACH	1878.46		0.47	
CEMENT (LOCAL) SPECIFY BRAND NAME	BAG	519.67		0.24	
BRICKS (NEW) IST CLASS	P/1000	6314.19		1.76	
CEMENT BLOCKS (6"x8"x12")	P/100	2297.31		0.00	
BAJREE	100CFT	3786.02		0.64	
SAND (BLACK PIT SAND)	K100CFT	2221.12		3.73	
TIMBER SHESHAM LOG IST QUALITY	cubmt.	51202.83		0.13	
IRON BAR (M.S. BAR) 1/2"	P/TON	81137.58		1.52	
CARPANTER WAGE RATE	P/DAY	768.17		1.15	
MASON (RAJ) WAGE RATE	P/DAY	833.46		0.68	
UNSKILLED LABOUR WAGE RATE	P/DAY	447.85		1.42	
PLUMBER WAGE RSTE	P/DAY	761.17		1.08	
ELECTICIAN WAGE RATE PER DAY **	P/DAY	699.45		-3.01	
ELECTICIAN WAGE RATE PER POINT **	P/PNT	111.92		1.54	
WATER CHARGES PER HOUSE	P/MONTH	115.26		0.00	
ELECT.CHARGES UPTO 50 UNITS	P/UNIT	2.00		0.00	
ELECT.CHARGES 01 - 100 UNIT	P/UNIT	5.79		0.00	
ELECT.CHARGES 101 - 300 UNIT	P/UNIT	9.70		0.00	
ELECT.CHARGES 301 - 1000 UNIT	P/UNIT	15.27		0.00	
ELECT.CHARGES ABOVE 1000 UNIT	P/UNIT	17.41		0.00	

Contd.

7.11 Intercity Consumer Prices September, 2014

				Value in Rupees
Description	Unit	Average	% Change	
ELEC	PM	10.03	0.00	
GAS CHRГ upto 3.3719 MMBUT	MMBTU	124.18	0.00	
GAS CHRГ 3.3719 - 6.7438 MMBUT	MMBTU	248.37	0.00	
GAS CHRГ 6.7438 - 10.1157 MMBUT	MMBTU	248.37	0.00	
GAS CHRГ10.1157 - 13.4876 MMBUT	MMBTU	620.91	0.00	
GAS	PM	620.91	0.00	
GAS	PM	372.55	0.00	
KEROSENE OIL	LTR	119.74	-0.14	
FIREWOOD WHOLE	40 KG.	494.92	0.19	
FURNISHING HOUSE HOLD EQUIPMENTS				
CHAIR SHESHAM WOOD WITH ARMS **	EACH	1850.64	1.83	
CHAIR PLASTIC (CHAIRMAN) AVERAGE QUALITY	EACH	737.60	0.80	
TABLE SHESHAM WOOD (4X2X5") ***	EACH	5282.43	1.50	
SOFASET WOODEN WITH FOAM SEAT **	SET	16384.14	1.58	
COT IRON (WITH NIWAR)AV.QLTY.	EACH	2076.04	0.42	
ALMIRAH (STEEL) 6'X3' 20 GUAGE	EACH	9497.42	1.02	
DINNING TABLE 6 CHAIRS A.QLTY	SET	18995.98	2.28	
SINGLE BED WITHOUT FOAM MED.	EACH	5699.46	0.49	
MATRESS SINGLE(4"THICK)	EACH	4741.08	0.62	
FARSHI DARI 12'X9' AV.QLTY	EACH	1249.06	0.20	
DARI COTTON (6'x2 1/2') AV.QL	EACH	571.31	0.00	
CARPET PLAIN AV. QLTY	SQFT.	39.63	0.00	
QUILT (LIHAF) 3 KG. COTTON	EACH	858.90	1.35	
BLANKET (90" x 54")	EACH	3156.06	1.24	
BEDSHEET SINGLE BED SUP.QLTY	EACH	586.25	2.30	
BED SHEET DOUBLE WITH TWO PILLOW COVERS SUP QLTY	SET	1138.54	1.38	
TOWEL(3'x2') AV. QALTY	EACH	232.78	1.09	
CEILING FAN 48" SUPER QLTY **	EACH	2986.63	0.55	
PEDESTAL FAN 22" SUPER QLTY	EACH	4035.50	0.00	
REFG. DAWLENCE 10 CFT. D.DOOR	EACH	30557.50	0.36	
D-FREEZER WAVES 8 CFT.	EACH	29206.25	0.16	
AIRCONDITIONER 1.5 TON PEL	EACH	41552.50	0.00	
SPLIT AIR CONDITIONER 1.5 TON (SPECIFY BRAND NAME)	EACH	43876.25	0.07	
AIRCOOLER SUPER ASIA	EACH	11493.75	0.00	
WASHING MACHINE SINGER	EACH	15330.63	0.06	
SEWING MACHINE(SINGER)	EACH	5714.00	0.00	
GIZER LARGE SIZE 30 GALLON CAPACITY SUP QLTY	EACH	17076.88	0.83	
GAS BURNER DOUBLE SPFY.BRAND	EACH	1686.60	0.43	
ELECT. IRON PHILIPS MDL.1120	EACH	1693.46	1.27	
ELECTRIC JUICER FOR APPLE	EACH	5185.25	0.00	
S.STEEL DEGHCHI MEDIUM SIZE ***	EACH	589.77	1.09	
ALUMINIUM COOKING PAN (DEGCHI) MED SIZE	EACH	565.03	1.75	
NON STICK COOKING PAN (DEGCHI) SUP. QLTY	EACH	821.16	0.55	
FRYING PAN STEEL AVG. QLTY MED. SIZE	EACH	361.58	1.42	
TAWA IORN (MEDIUM SIZE) AVG. QLTY	EACH	300.93	2.85	
S.STEEL PLATE A.QLTY.(M.SIZE)	EACH	74.57	0.34	
TABLE SPOON S.STEEL SUP.QLTY.	DOZEN	357.33	1.02	
WATER SET JUG+6 GLASSES (OMROC)	SET	475.21	0.58	
TEA SET PAK. CHINAWARE 21 PCS.	SET	1717.46	0.93	
DINNER SET PLASTIC 72 PIECES SUPERIOR QLTY	SET	5099.11	0.34	
HOTPOT SET PLASTIC 3 PCS.	SET	1282.85	0.10	
BUCKET(BALTI) PLASTIC MED.SIZ	EACH	315.46	0.63	
LOTA PLASTIC (MED SIZE) AVERAGE QUALITY	EACH	51.31	0.16	
PRESURE COOKER 4 LTR.	EACH	1331.77	0.43	
WATER COOLER 9/10 LTR.PLASTIC ***	EACH	580.07	0.22	
THERMOS STARVAC 1 LTR	EACH	445.35	0.31	

Contd.

7.11 Intercity Consumer Prices September, 2014

				Value in Rupees	
Description	Unit	Average	%	Change	
BULB PHILIPS 100-WATTS	EACH	30.03			0.00
TUBE LIGHT PHILIPS 40 WATTS	EACH	102.48			0.13
ELECTRIC BLUBS "0" WATTE LOCAL	EACH	21.74			0.56
ELECTRIC BLUB ENERGY SAVER 14 WATTS	EACH	159.75			0.08
WASHING SOAP 250 GMS SPECIFY BRAND NAME	EACH	32.28			0.00
SURF EXCEL 400 GMS POLY BAG	EACH	125.00			0.00
WASHING POWDER 1000 GRM	EACH	182.88			0.00
WASHING POWDER (WHEEL/ BONUS) 100 GRAMS	EACH	95.51			0.13
CLEANSER POWDER VIM 1000 GM	PKT.	71.39			0.39
FINIS 500 ML	BOTTLE	177.76			0.07
PHNYLE TYPHONE/FINIS/CARRANITE 3 LITRES	BOTTLE	137.16			0.28
HARPIC	BOTTLE	131.38			1.35
BOOT POLISH CHERRY/KIWI 50ML	EACH	95.50			0.00
ROBIN BLUE (35 GRAMS)	PKT.	38.59			0.00
TISSU PAPER PERFUMED 100 PCS.	PKT	99.05			0.39
TOILET PAPER ROLL (R.PETEL)	P/ROLL	36.60			0.55
BOOT POLISH LIQUID CHEERY BLOSSOM KIWI 75 ML	BOTTLE	130.75			0.09
MATCH BOX SMALL	EACH	1.65			0.00
DRY CELL 1.5 VOLT(LOCAL)	EACH	22.14			0.18
HAND STITCHING NEEDLE M.SIZE	PACKET	7.60			0.00
SEWING MACHINE NEEDLE (SINGER)	EACH	6.09			0.00
HOUSEHOLD SERVANT FEMALE P/T	P/MNTH	1778.03			1.63
MARRIAGE HALL WITH FURNITURE	P/HEAD	107.29			0.76
HEALTH					
SEPTRAN TABLETS	10TAB.	15.34			2.27
BRUFEN TABS 200-MG.	10TAB.	10.00			0.00
PANADOL TAB. EXTRA/PLAIN	10TAB.	10.00			0.00
DISPRIN TAB.	10TAB.	10.00			0.00
TRISIL TAB.	10 TAB	10.00			0.00
FLAGYL TAB. 200 MG.	10TAB.	10.00			0.00
VENTOLIN TAB. 2MG.	10TAB.	9.00			0.00
DAONIL TAB. 5 MG.	10TAB.	17.00			0.00
ENTOX TAB.	10TAB.	10.00			0.00
RENITEC TAB. 5 MG.	10TAB.	59.00			0.00
CAC. 1000 TAB	BOTTLE	122.00			0.00
AMOXIL CAPSOLE 250 MG.S	10CAP.	36.00			0.00
CALCIUM SYRUP SANDOZ	BOTTLE	64.00			0.00
LEDERPLEX SYRUP	BOTTLE	35.00			0.00
SANCOS SYRUP (50 ML.)	BOTTLE	30.00			0.00
PHENERGAN SYRUP 120 ML.	BOTTLE	33.00			0.00
CALPOL SYRUP 60 ML.	BOTTLE	28.00			0.00
HYDRYLLIN SYRUP 120 ML.	BOTTLE	64.55			9.39
POLYFAX EYE OINTMENT	TUBE	21.00			0.00
BETNESOL EYE DROPS	BOTTLE	33.89			0.00
EAR DROPS (CARDISPORINE) ***	BOTTLE	21.00			0.00
BETNOVATE-N OINTMENT 5 GMS	TUBE	16.00			0.00
BURNOL CREAM 30 GRM	TUBE	16.00			0.00
VICKS VAPORUB/BALM	BOTTLE	36.00			0.00
GLYCRINE SMALL BOTTLE	BOTTLE	22.59			0.00
JOUHAR JOSHANDA	PKT.	6.43			2.88
GALXOS-D (450 GRMS)	PKT.	158.20			0.09
GRIPE-WATER WOODWARDS	BOTTLE	50.00			0.00
SANIPLAST ONE PUTTY	EACH	1.84			0.00
O.R.S. (NIMCOL)	PKT.	15.30			0.00
DETTOL (MEDIUM)	BOTTLE	46.80			0.00
COTTON BANDAGE 2" - 4"	EACH	9.20			0.00

Contd.

7.11 Intercity Consumer Prices September, 2014

Description	Unit	Value in Rupees	
		Average	% Change
THERMOMETER CHINA	EACH	41.34	1.37
DOCTOR (MBBS) CLINIC FEE	P/PAT.	169.44	0.74
URINE TEST (DR) CHARGES	P/TEST	97.06	0.12
BLOOD TEST (CP) CHARGES	P/TEST	228.25	0.00
SUGAR TEST (RANDOM/FASTING BOTH) CHARGES	P/TEST	164.90	0.00
ECG CHARGES	P/TEST	223.19	0.74
X-RAY (CHEST) CHARGES	P/X-RAY	269.17	0.00
TRANSPORT			
CAR SUZUKI 800 CC (W/O. A/C)	EACH	645371.43	0.08
CAR SUZUKI 1000 CC	EACH	1065288.89	0.11
CAR TOYOTA 1300 CC	EACH	1629720.00	0.30
CAR HONDA CIVIC	EACH	2098315.79	0.21
MOTORCYCLE HONDA CD-70.	EACH	69637.18	0.09
MOTORCYCLE YAMAHA 100CC.	EACH	80060.29	0.09
MOTOR CYCLE HERO 70 CC	EACH	45448.53	0.00
BICYCLE WITH TYRES & TUBES	EACH	7417.63	0.13
TYRE CAR WITH TUBE GENERAL	EACH	3410.58	0.22
TYRE MOTOR CYCLE WITHOUT TUBE	EACH	1206.50	0.00
TYRE CYCLE SPECIFY BRAND NAME	EACH	372.75	0.02
TYRE CAR W/O TUBE	EACH	3232.71	0.00
PETROL SUPER	LITRE	106.90	-0.99
HIGH SPEED DIESEL HSD	LITRE	108.34	-0.91
CNG	K.G.	73.04	0.00
GAS CYLINDER STAND. SIZE	EACH	1398.05	2.99
MOTOR CYCLE SERVICE CHARGES	EACH	253.88	0.45
CAR SERVICE CHARGES	EACH	328.47	0.79
TYRE PUNCTURE CHARGES	EACH	58.56	0.00
CYCLE OVERHAULING CHARGES	EACH	283.75	0.00
CAR TAX FOR 800CC TO 1300CC	YEARLY	1840.80	0.00
TRAIN FARE ECO. 1-100 KM.	P/KM.	0.71	12.70
TRAIN FARE ECO. 101-500 KM.	P/KM.	1.02	12.09
TRAIN FARE ECO. > 500 KM.	P/KM.	0.93	10.71
TRAIN FARE IST SLP. 1-100KM	P/KM.	2.18	11.22
TRAIN FARE IST SLP.101-500 KM	P/KM.	2.69	11.16
TRAIN FARE IST SLP. > 500 KM	P/KM.	2.07	11.29
TRAIN FARE A/C SLP. 1-100KM.	P/KM	5.99	11.13
TRAIN FARE A/C SLP.101-500KM	P/KM.	4.77	10.93
TRAIN FARE A/C SLP > 500KM.	P/KM	4.32	11.05
PLATEFORM TICKET	EACH	9.85	-1.50
AUTO RICKSHAW FARES	KM/MIN	58.06	0.45
FULL TONGA CHARGES	KM/MIN	61.68	0.00
TAXI 4 SEATER FARE	KM/MIN	80.26	0.00
BUS FARE MIN (WITHIN CITY)	TICKET	12.85	0.00
BUS FARE MAX (WITHIN CIT	TICKET	22.19	0.00
BUS FARE OUTSIDE CITY	P/KM.	0.96	0.00
A/C BUS FARE OUTSIDE CITY	P/KM.	1.60	0.00
MINIBUS FARE MIN.WITH IN CITY	TICKET	14.25	-7.77
MINIBUS FARE MAX.WITH IN CITY	TICKET	23.60	0.00
SUZUKI FARE MIN.WITH IN CITY	TICKET	24.93	111.45
SUZUKI FARE MAXIMUM W.IN CITY	TICKET	18.64	1.25
AIR FARE ECONOMY CLASS.	P/KM.	17.23	-5.33
COMMUNICATION			
POSTAL ENVELOPE DOMESTIC	EACH	8.00	0.00
ENVELOPE FOR SAUDI ARABIA	EACH	49.63	1.02
POSTAL REGISTRATION CHARGES	EACH	28.00	0.00
U.M.S. REG CHARGES MIN.	EACH	58.18	0.00

Contd.

7.11 Intercity Consumer Prices September, 2014

Value in Rupees			
Description	Unit	Average	% Change
T.C.S. CH. MIN.WITH IN ZONE	EACH	109.63	0.00
TELEPHONE CHARGES LOCAL CALL	P/CALL	3.94	0.00
TEL CHARGES OUT SIDE CITY	P/CALL	3.94	0.00
INTERNET CHARGES	P/HOUR	27.83	0.00
MOBILE CELL CHARGES	P/UNIT	3.07	0.00
FAX CHARGES (LOCAL)	P/PAGE	17.13	1.12
TELEPHONE SET AV. QLTY	EACH	744.76	0.98
MOBILE SET NOKIA/SONY/ERICSON/SAMSUNG WITHOUT CAMERA	EACH	2772.40	0.00
RECREATION AND CULTURE			
T.V. 20" COLORED WEGA H-A21.	EACH	19446.46	0.00
T.V 20" COLOR CHINA/KORIA)	EACH	11242.71	0.00
V.C.P. PANASONIC/LG/NAT	EACH	5436.31	0.00
DVD/VCD PLAYER PANASONIC/LG	EACH	4145.63	0.87
RADIO WITH C.PLAYER NATIONAL	EACH	2221.47	0.00
PERSONNEL COMPUTER (BRANDED)	EACH	43315.50	0.00
VID. CASSETTE BLK. TDK/SONY	EACH	144.90	0.00
COM. C.D. (TDK/IMATION)	EACH	53.39	0.00
TAPE RECORDER CASSETTE BLANK	EACH	46.52	0.17
VIDEO GAME SEGA 16 BYTE	EACH	1261.76	0.00
CINEMA A/C. HIGH CLASS	TICKET	82.98	-5.48
CINEMA NON-A/C HIGH CLASS	TICKET	52.42	0.00
CABLE CHARGES	PER MONT	290.00	0.43
TV.LICENCE FEE DOMESTIC	YEARLY	420.00	0.00
ENGLISH BOOK CLASS V1	EACH	66.07	0.00
ENGLISH BOOK CLASS IX OR X	EACH	94.76	0.00
ENG. BOOK IST.YR COMPLETE SET	EACH	86.38	0.00
ENGLISH BOOK BA/B.SC	EACH	163.25	0.00
URDU BOOK CLASS V (T.B.BORD)	EACH	69.52	0.00
URDU BOOK CLASS IX/X(T.B.B)	EACH	101.19	0.00
URDU BOOK IST.YEAR/INTER	EACH	58.31	0.00
URDU BOOK BA/B.SC	EACH	144.50	0.00
MATHS BOOK CALSS V (T.B.B)	EACH	71.98	0.00
MATHS BOOK CLASS IX OR X	EACH	194.97	0.00
MATHS BOOK IST.YEAR (T.B.B)	EACH	145.04	2.00
PAKISTAN STUDIES BOOK BA/B.SC	EACH	150.50	0.00
DAILY "DAWN"	P/COPY	19.00	0.00
DAILY "JANG"	P/COPY	12.00	0.00
DAILY "NAWA-E-WAQT"	P/COPY	12.00	0.00
WEEKLY "AKHBAR-E-JAHAN"	P/COPY	55.00	0.00
WEEKLY "MAG"	P/COPY	45.00	0.00
MONTHLY "NAUNEHAL DIGEST"	P/COPY	35.00	0.00
PAPER FOOLSCAPE (27"x17")	QUIRE	37.46	1.16
EXERCISE.BOOK LINED 80/100 PGS	EACH	44.61	0.13
PENCILGOLDFISH/DEER	EACH	5.90	0.34
PEN INK DOLLOR 57 ML BOTTLE	EACH	21.25	0.57
PHOTOSTATE PAPER 70 GM	PRT	343.33	0.42
BALL PEN (local)	EACH	6.06	0.00
FOUNTAIN PEN HERO/WINGS/CHINA	EACH	41.61	0.00
EDUCATION			
PRIVATE SCHOOL FEE ENGLISH MEDIUM AVERAGE STANDARD (CLASS I)	PER MONTH	1158.76	0.54
PRIVATE SCHOOL FEE ENGLISH MEDIUM AVERAGE STANDARD (CLASS V)	PER MONTH	1287.94	0.49
PRIVATE SCHOOL FEE ENGLISH MEDIUM AVERAGE STANDARD (CLASS VI)	PER MONTH	1393.85	0.45
PRIVATE SCHOOL FEE ENGLISH MEDIUM AVERAGE STANDARD (CLASS X)	PER MONTH	1642.53	0.54
PRIVATE MEDICLE COLLEGE FEE MBBS (IST YEAR)	PER MONTH	44073.90	1.73
PRIVATE ENGINEERING COLLEGE FEE (ISTR YEAR)	PER MONTH	11786.44	-1.71
GOVT. COLLEGE FEE IST. YEAR	MONTH	44.99	0.00

Contd.

7.11 Intercity Consumer Prices September, 2014

				Value in Rupees
Description	Unit	Average	% Change	
GOVT. COLLEGE FEE 4TH. YEAR	MONTH	59.03	0.00	
GOVT. UNIVERSITY FEE MSC.	MONTH	401.64	5.32	
GOVT. MED. COLLEGE FEE MBBS	MONTH	1302.55	-3.76	
GOVT. ENGG. COLL. FEE I YEAR	MONTH	1082.49	-2.65	
COACHING FEE FOR CLASS IX/X	PER MONTH	1165.40	0.00	
COACHING CHARGES FOR CLASS 1ST YEAR/INTER (SCIENCE)	PER MONTH	1678.96	0.00	
COACHING CHARGES FOR CLASS 1ST YEAR/INTER (COMMERCE)	PER MONTH	1425.28	0.00	
I.T. TUITION FEES	PER MONTH	2448.10	2.18	
MBA TUITION FEES	PER MONTH	5679.45	-9.07	
RESTAURANTS AND HOTELS				
BREAD TANDOORI ST. SIZE	EACH	7.58	1.74	
COOKED MUTTON (AV. HOTEL)	PLATE	135.66	1.35	
COOKED BEEF (AV. HOTEL)	PLATE	82.71	0.30	
COOKED DAL (AV. HOTEL)	PLATE	49.04	0.51	
CHICKEN BIRYANI FULL/DOUBLE	PLATE	123.57	0.00	
TEA PREPARED (ORDINARY)	CUP	18.00	0.90	
MISCELLANEOUS GOODS AND SERVICES				
HAIRCUT CHARGES FOR MEN	P/CUT	70.41	0.36	
BEAUTY PORL HAIR STYL CHARGE	P/STY.	259.47	1.22	
SHAVING CHARGES	PER SHV	37.55	1.51	
LIPSTICK S.MISS/MEDORA	EACH	104.75	0.60	
NAIL POLISH S.MISS/MEDORA	EACH	85.06	0.00	
PERFUME MED.SIZE MEDORA/BROACH	EACH	154.07	0.00	
HAIR-OIL AMLA/CHAMBELI	BOTTLE	106.25	0.47	
TOILET SOAP LUX 95 GRAMS	EACH	40.38	0.00	
TOILET SOAP LIFEBOUY 140 GRM	EACH	36.00	0.00	
TOILET SOAP SAFEGUARD BATH SIZE	EACH	47.68	0.27	
TOOTHPASTE MACKLINES 70 GRM	EACH	50.00	0.00	
TOOTHPAST MED SIZE CLGATE 70 GMS	EACH	59.27	0.00	
TOOTHBRUSH SHEILD A/PLAUQUE	EACH	38.98	0.00	
TOOTHPOWDER DENTONIC 90 GRM	EACH	25.75	0.86	
HAIR-COLOUR BEGIN (6 GMS)	EACH	94.05	0.00	
HAIR COLOUR (KALAKOLA)	BOTTLE	120.63	0.00	
FACECREAM PONDS (MEDIUM)	EACH	110.88	0.00	
TALC POWDER VICE ROAY,B.CAT	EACH	131.13	0.38	
BLADE TREET ORDINARY 10'S	PKT.	33.51	0.00	
BLADE 7-O-CLOCK STAIN. 5'S	PKT.	33.29	0.00	
SHAMPOO SUNSILK/PAINTIN 100 ML	BOTTLE	108.25	0.00	
BEAUTY CREAM (FAIR & LOVELY)	EACH	125.08	0.00	
HAIR REMOVING CREAM (EU-CREAM)	TUBE	60.56	0.83	
GEL MEDIUM SIZE	BOTTLE	88.75	0.00	
DISPOSABLE RAZOR GILLET-II	EACH	38.75	0.00	
SHAVING CREAM TOUCH-ME/ADM.	EACH	59.13	0.42	
GOLD TEZABI 24 CT	10 GM.	41630.63	0.32	
SILVER TEZABI 24 CT	10 GM.	687.72	0.89	
ARTIFICIAL JEWELLARY SET	SET	673.56	0.28	
WRIST WATCH GENTS CITIZEN (ORIGINAL) ***	EACH	3406.25	0.00	
WRIST WATCH LADIES CITIZEN (ORIGINAL) ***	EACH	3385.00	0.00	
WALL CLOCK QUARTZ AV.QLTY	EACH	522.40	0.71	
SUITCASE REXIN (24"x16"x6")	EACH	1047.09	0.66	
TRUNK MEDIUM SIZE ***	EACH	1554.42	0.16	
PURSE LADIES (LEATHER) AVERAGE QUALITY	EACH	646.78	1.16	

8. PUBLIC FINANCE

8.1 Customs Revenue Receipts

(Million Rupees)

S.No.	Description	Annual				
		2009-10	2010-11	2011-12	2012-13	2013-14
1	Meat, fish and their preparations	41.12	54.90	93.75	151.69	253.87
2	Milk, butter, cheese and honey	1370.56	2769.09	2478.59	2235.00	2879.15
3	Fruits, nuts and vegetables	1340.92	1265.68	1427.16	1554.43	2368.46
4	Coffee, nuts and vegetables	2736.07	3542.19	3547.64	3730.56	3713.70
5	Oil-seeds and miscellaneous fruits	100.26	150.60	120.73	146.20	176.67
6	Vegetable plaiting materials	442.08	472.21	616.43	868.55	998.91
7	Animal and vegetable fats and oil	15512.16	17262.76	18417.04	20247.00	20658.72
8	Sugar and confectionery	211.88	285.07	372.89	291.17	383.73
9	Edible, preparation of cereal & vegetables	2452.93	2862.84	2916.04	3099.12	3991.29
10	Beverages, spirits and vinegars	160.84	221.28	192.14	176.65	179.36
11	Residues on waste from the food industries prepared animal fodder	91.93	61.26	53.16	59.44	141.58
12	Tobacco	256.98	494.52	251.94	144.14	213.57
13	Mineral, fuel, oils and products thereof	19021.22	21401.96	19140.05	20398.80	16760.58
14	Chemicals and chemical products	6666.36	6870.42	6798.82	7327.76	8239.32
15	Pharmaceutical products	1429.65	1565.36	1822.78	1893.71	2111.88
16	Dyes, colours, paints and varnishes	2418.02	2681.43	2538.32	2671.14	3611.13
17	Perfumery, soap and toilet preparations	4303.13	4908.71	3912.94	3778.08	4894.55
18	Albuminodal substances modified stareehes gulesenzymes	174.67	196.53	202.99	215.36	287.14
19	Matches and other explosives	34.88	39.84	22.32	22.61	25.30
20	Photographic and cinematographic goods	1250.49	1336.10	1178.39	1254.43	1583.89
22	Rubber and articles thereof	1710.06	2147.93	2352.45	8820.77	2395.14
23	Leather articles and footwear	1139.60	1835.37	1937.81	2143.80	2051.86
24	Wood & articles of wood wood charcoal	481.10	552.34	557.80	2010.44	542.99
25	Wood, paper and stationery	5001.87	7423.54	6730.50	475.48	6085.09
26	Silk yarn and fabrics	146.12	205.57	130.81	5357.43	139.29
27	Fabrics of wool, flax ramle metal vegetable	262.87	394.64	473.08	136.97	706.41
28	Cotton, Textile fabrics, Paper Yarn	91.55	340.77	786.13	490.74	2065.56
29	Yarn and fabrics of man-made fiber	4072.87	7666.13	7616.66	1422.08	8773.16
30	Carpets & other floor covering	289.14	345.04	432.76	6523.28	285.80
31	Special Woven Fabrics and Variety (58)	222.49	388.49	434.56	274.42	352.95
31	Plastic and articles thereof	7219.28	8831.53	8807.12	349.73	11055.67
32	Textile articles including knitted & crocheted goods	1323.39	2142.72	2254.15	1969.33	2627.81
33	Other madeup textile articles, set worm clothing & textile articles rugs	762.91	1255.90	1336.37	1093.49	1375.49
34	Glass and earthen-ware	2794.13	3132.55	3522.41	3198.22	4459.56
35	Precious metal, stones, pearls & imitation jewellery	90.78	95.09	28.71	40.01	65.58
36	Iron and steel manufactures	10920.60	9677.83	10048.48	10545.65	9211.16
37	Metals other than gold,silver,iron & steel	999.53	1386.38	1144.22	1253.23	1866.33
38	Cutlery, tools articles of base metals	847.20	1038.53	1002.80	1015.61	1324.08
39	Machinery and mechanical appliances	10468.17	10928.56	11605.92	12362.55	13742.20
40	Electric machinery and equipment	9442.90	9528.38	9928.03	10396.39	11325.52
41	Railway and tramway plant and rolling stock	29.06	25.04	125.87	393.05	447.75
42	Motor and other vehicles	25234.13	28097.49	43090.45	42305.56	36314.43
43	Ships, boats and aircraft's	60.68	136.17	117.96	108.57	79.44
44	Clocks and watches and parts thereof	56.51	66.18	47.19	60.14	66.04
45	Arms and ammunitions	371.66	498.63	464.96	507.58	317.19
46	Toys, games and sports goods	408.91	416.83	324.33	278.43	346.34
47	Sub-total (1 to 46)	144463.66	167000.38	181405.65	183798.79	191495.64
48	All other articles	22808.02	26179.32	46869.49	66022.29	58234.50
49	Gross Collection (47 to 48)	167271.68	193179.70	228275.14	249821.08	249730.14
50	Refund & Rebates	5782.91	8527.42	8453.67	10362.12	8731.76
51	Net collection (54-55)	161488.77	184652.28	219821.47	239458.96	240998.38
52	Total imports duty	156554.36	179722.75	213285.30	...	233783.87
53	1 % Ware House Charges	995.88	1598.29	1660.09	...	1182.93
54	Miscellaneous	2987.49	3636.25	3870.35	...	4469.01
55	Export duties	862.40	390.71	471.07	...	475.78
56	25% Export Development Charges	3691.55	5174.30	5291.13	...	6119.22
57	Regularity Duty	2179.98	2544.84	2111.14	...	3699.32

Contd.

8.1 Customs Revenue Receipts

(Million Rupees)

S.No.	Description	Monthly			
		Sep, 2013	Oct, 2013	Nov, 2013	Dec, 2013
1	Meat, fish and other preparations	16.89	21.76	32.52	35.35
2	Milk, Butter, Cheese and Honey	203.67	127.17	379.57	288.16
3	Fruits, nuts and vegetables	154.30	196.76	213.28	148.76
4	Coffee, nuts and vegetables	316.87	234.07	290.14	299.14
5	Oil-seeds & miscellaneous fruits	12.83	10.5	14.76	20.07
6	Vegetable plaiting Materials	85.17	99.32	81.35	88.52
7	Animal and vegetable fats and oil	1438.33	1660.22	1700.2	1595.33
8	Sugar and confectionery	20.77	19.53	22.02	26.43
9	Edible, preparation of cereals and vegetables	309.15	300.57	279.87	295.98
10	Beverages, spirits and vinegars	6.92	13.76	12.97	6.47
11	Residues and Waste from the food industries, Prepared animal fodder	11.96	6.13	9.5	4.2
12	Tobacco	28.24	25.86	6.64	15.07
13	Minerals, fuel, oils and products thereof	1553.46	1332.55	1777	1582.01
14	Chemicals and chemicals products	583.86	633.69	630.57	666.24
15	Pharmaceutical products	163.41	190.52	209.33	207.02
16	Dyes, colours, paints and varnishes	235.68	254.33	290.45	315.44
17	Perfumery, soap and toilet preparations	316.60	307.82	425.86	349.31
18	Albuminoidal substances modified starches, glues,enzymes	17.55	18.61	22.79	21.36
19	Matches and other explosives	1.79	1.39	3.9	0.21
20	Photographic and cinematographic goods	109.39	88.72	140.22	124.81
21	Plastic and articles thereof	783.87	720.55	834.24	890.11
22	Rubber and articles thereof	179.67	187.23	230.39	225.18
23	Leather articles and footwear	217.15	168.99	181.09	141.43
24	Wood & articles of wood; wood charcoal	25.22	42.63	47.07	60.07
25	Wood, paper and stationery	483.22	391.84	529.92	476.82
26	Silk yarn and fabrics	15.12	12.47	3.86	10.44
27	Fabrics of Wool, flax, ramle metal, vegetable	44.65	43.16	48.98	48.16
28	Cotton, textile, fibre & other paper & veg yarn	150.00	132.46	171.08	165.49
29	Yarn and fabrics of man-made fiber	634.92	612.49	711.39	697.47
30	Carpets & other floor covering	14.60	18.48	21.56	19.07
31	Special Woven Fabrics and Variety	28.62	25.25	31.96	29.07
32	Textile articles including knitted & crocheted goods	200.79	185.69	202.34	251.86
33	Other made up textile articles;set;worn cololthing & textile articles;rugs	97.67	109.78	141.53	152.15
34	Glasses and earthen/ware	330.45	276.15	326.11	371.61
35	Precious metals,stones,pearls & imitation jewellery	6.53	3.68	5.05	4.03
36	Iron & steel manufactures thereof	673.67	549	833.05	720.18
37	Metals other than gold, silver, iron & steel	126.92	127.56	147.09	144.23
38	Cutlery, tools articles of base metals	82.28	105.54	103.1	91.37
39	Machinery and mechanical appliances	1092.32	925.94	1162.79	1111.75
40	Electric machinery and equipment	730.31	689.75	904.75	887.17
41	Railway and tramway plant and rolling stock	11.52	4.31	20.23	19.56
42	Motor and other vehicles	2767.69	2343.7	3098.45	2443.91
43	Ships, boats and Air crafts	6.23	0.97	11.03	3.89
44	Clocks, watches and parts thereof	2.59	3.99	6.43	8.57
45	Arms and ammunitions	15.07	17.59	17.37	34.53
46	Toys, games and sports goods	19.93	27.01	25.81	29.49
47	Sub total (1 to 46)	14327.85	13269.49	16359.61	15127.49
48	All other articles	6355.30	4352.01	2996.06	8146.06
49	Total Import Duty	18184.41	22100.53
50	Warehouse Charges	84.01	113.87
51	Regularly Duty	319.21	188.38
52	Miscellienous	233.84	293.72
53	0.25 % Export Development Charges	519.54	529.47
54	Export Duties	14.65	47.56
55	Gross	20683.15	17621.50	19355.64	23273.54
56	Refund	15.46	230.93	17.48	37.27
57	Rebate	543.87	940.63	603.04	742.89
58	Refund & Rebate	559.33	1171.56	620.52	780.16
59	Net	20123.82	16449.94	18735.12	22493.38

Contd.

8.1 Customs Revenue Receipts

(Million Rupees)

S.No	Description	Monthly			
		Jan,2014	Feb,2014	Mar,2014	Apr,2014
1	Meat, fish and other preparations	32.94	22.62	16.70	22.21
2	Milk, Butter, Cheese and Honey	312.07	277.82	266.93	133.68
3	Fruits, nuts and vegetables	194.20	193.84	234.99	305.55
4	Coffee, nuts and vegetables	385.08	385.55	358.68	308.61
5	Oil-seeds & miscellaneous fruits	22.27	11.37	10.63	8.11
6	Vegetable plaiting Materials	99.57	92.50	110.75	83.51
7	Animal and vegetable fats and oil	1819.06	1449.54	1567.08	1802.42
8	Sugar and confectionery	39.63	42.82	35.96	36.4
9	Edible, preparation of cereals and vegetables	435.62	319.72	395.18	436.68
10	Beverages, spirits and vinegars	24.03	12.86	14.23	16.83
11	Residues an Waste from the food industries, Prepared animal fodder	10.15	8.58	19.59	16.22
12	Tobacco	17.14	13.29	21.65	15.72
13	Minerals, fuel, oils and products thereof	978.80	2048.10	1258.04	575.51
14	Chemicals and chemicals products	756.28	703.27	805.69	794.45
15	Pharmaceutical products	173.60	161.30	188.93	201.58
16	Dyes, colours, paints and varnishes	350.96	311.48	308.93	326.89
17	Perfumery, soap and toilet preparations	461.16	450.68	461.02	474.55
18	Albuminoidal substances modified starches, glues,enzymes	28.41	27.11	27.06	34.66
19	Matches and other explosives	2.51	0.22	1.84	12.72
20	Photographic and cinematographic goods	137.66	151.16	130.31	144.13
21	Plastic and articles thereof	1050.62	978.07	1004.41	980.76
22	Rubber and articles thereof	242.94	211.04	179.29	192.31
23	Leather articles and footwear	150.31	223.06	61.62	119.87
24	Wood & articles of wood; wood charcoal	41.45	44.14	46.41	60.84
25	Wood, paper and stationery	500.87	545.86	540.89	555.57
26	Silk yarn and fabrics	9.32	18.38	6.77	12.75
27	Fabrics of Wool, flax, ramle metal, vegetable	72.87	79.65	50.92	73.59
28	Cotton, textile, fibre & other paper & veg yarn	146.52	167.00	108.81	266.55
29	Yarn and fabrics of man-made fiber	946.53	840.26	732.85	854.56
30	Carpets & other floor covering	26.10	22.77	32.97	28.18
31	Special Woven Fabrics and Variety	31.82	25.48	23.82	29.42
32	Textile articles including knitted & crocheted goods	256.56	247.26	179.93	219.66
33	Other made up textile articles;set;worn colothing & textile articles;rugs	148.64	105.74	100.54	95.37
34	Glasses and earthen/ware	465.09	431.32	352.24	428.19
35	Precious metals,stones,pearls & imitation jewellery	4.30	5.50	3.47	5.95
36	Iron & steel manufactures thereof	855.07	634.79	830.21	875.39
37	Metals other than gold, silver, iron & steel	206.34	224.91	201.53	141.58
38	Cutlery, tools articles of base metals	141.08	124.87	107.49	117.84
39	Machinery and mechanical appliances	1277.62	1341.85	1153.93	1197.33
40	Electric machinery and equipment	989.67	928.40	919.89	938.05
41	Railway and tramway plant and rolling stock	53.35	5.88	7.52	216.85
42	Motor and other vehicles	3670.28	2917.22	3473.89	3010.08
43	Ships, boats and Air crafts	3.06	1.27	2.21	3.98
44	Clocks, watches and parts thereof	5.90	4.46	6.75	5.7
45	Arms and ammunitions	23.09	36.83	26.03	52.06
46	Toys, games and sports goods	33.66	28.70	17.31	34.19
47	Sub total (1 to 46)	17634.20	16878.54	16405.89	16267.05
48	All other articles	2214.31	1811.52	6609.20	6609.31
49	Total Import Duty	18631.65	17053.20	21670.70	17630.14
50	Warehouse Charges	96.82	101.20	99.04	108.59
51	Regularity Duty	255.12	566.26	160.35	355.07
52	Miscellienous	273.14	394.76	507.01	348.68
53	0.25 % Export Development Charges	533.45	521.79	524.33	489.93
54	Export Duties	58.30	52.83	53.75	41.48
55	Gross	19848.48	18690.04	23015.18	18973.89
56	Refund	19.96	15.34	21.85	15.66
57	Rebate	897.15	799.51	625.33	550.22
58	Refund & Rebate	917.11	814.85	647.18	565.88
59	Net	18931.37	17875.19	22368.00	18408.01

Contd.

8.1 Customs Revenue Receipts

(Million Rupees)

S.No	Description	Monthly				
		May,2014	Jun,2014	Jul,2014	Aug,2014	Sep.,2014
1	Meat, fish and other preparations	14.05	14.84	12.98	19.81	26.68
2	Milk, Butter, Cheese and Honey	282.79	271.74	427.71	272.58	179.07
3	Fruits, nuts and vegetables	194.91	189.68	262.03	175.33	253.75
4	Coffee, nuts and vegetables	303.36	351.35	283.77	310.15	403.13
5	Oil-seeds & miscellaneous fruits	12.78	28.60	19.74	182.22	171.81
6	Vegetable plaiting Materials	46.12	50.11	58.24	64.24	68.06
7	Animal and vegetable fats and oil	1344.88	2585.21	1352.52	1828.05	2104.21
8	Sugar and confectionery	43.77	39.63	43.18	42.42	39.95
9	Edible, preparation of cereals and vegetables	310.4	360.69	423.37	425.45	407.18
10	Beverages, spirits and vinegars	30.13	17.87	17.77	26.71	27.21
11	Residues an Waste from the food industries, Prepared animal fodder	7.27	42.13	250.55	252.85	384.32
12	Tobacco	3.74	29.26	4.64	10.17	32.90
13	Minerals, fuel, oils and products thereof	1854.4	1719.55	404.45	1612.87	1538.05
14	Chemicals and chemicals products	757.32	666.81	755.49	857.95	867.72
15	Pharmaceutical products	191.63	153.68	190.44	225.55	229.62
16	Dyes, colours, paints and varnishes	345.83	346.80	344.16	399.82	317.39
17	Perfumery, soap and toilet preparations	536.36	449.51	449.21	574.62	539.57
18	Albuminoidal substances modified starches, glues,enzymes	24.68	26.33	43.94	44.39	36.97
19	Matches and other explosives	0.07	0.07	0.34	0.18	0.36
20	Photographic and cinematographic goods	113.82	144.56	146.92	170.59	157.64
21	Plastic and articles thereof	1103.6	1136.35	1052.05	1235.66	1035.36
22	Rubber and articles thereof	171.73	223.08	236.40	306.82	303.35
23	Leather articles and footwear	190.13	248.47	224.64	183.57	339.28
24	Wood & articles of wood; wood charcoal	49.56	55.75	50.18	61.16	64.98
25	Wood, paper and stationery	603.56	603.37	605.24	716.91	806.02
26	Silk yarn and fabrics	12.36	21.48	21.54	19.81	22.04
27	Fabrics of Wool, flax, ramle metal, vegetable	81.25	74.03	74.60	76.38	85.35
28	Cotton, textile, fibre & other paper & veg yarn	317.3	113.25	72.30	56.99	61.44
29	Yarn and fabrics of man-made fiber	831.16	790.60	1090.82	1077.94	1011.16
30	Carpets & other floor covering	30.54	23.80	26.47	24.07	24.61
31	Special Woven Fabrics and Variety	36.08	34.21	41.96	43.70	43.95
32	Textile articles including knitted & crocheted goods	275.75	276.07	246.39	258.34	355.29
33	Other made up textile articles;set;worn cololthing & textile articles;rugs	108.31	110.79	86.55	142.87	147.60
34	Glasses and earthen/ware	418.61	396.39	477.58	474.52	514.30
35	Precious metals,stones,pearls & imitation jewellery	5.57	12.63	9.93	6.06	5.62
36	Iron & steel manufactures thereof	1062.45	1009.74	926.77	1198.61	1341.61
37	Metals other than gold, silver, iron & steel	172.24	161.12	162.86	226.02	201.35
38	Cutlery, tools articles of base metals	131.5	140.52	136.48	126.66	133.03
39	Machinery and mechanical appliances	1320.77	1311.33	1290.88	1462.62	1604.48
40	Electric machinery and equipment	1161.31	1616.02	1772.51	2272.13	2327.26
41	Railway and tramway plant and rolling stock	2.1	102.07	197.67	76.66	18.70
42	Motor and other vehicles	2849.85	4154.50	2490.15	3913.49	4299.60
43	Ships, boats and Air crafts	4.22	33.74	17.44	109.90	125.67
44	Clocks, watches and parts thereof	7.62	4.21	4.33	4.14	5.38
45	Arms and ammunitions	16.93	38.82	12.76	44.37	50.76
46	Toys, games and sports goods	37.08	38.82	41.25	31.84	36.31
47	Sub total (1 to 46)	17419.89	20219.58	16861.20	21647.20	22750.09
48	All other articles	4302.29	12152.68	1053.88	1112.05	4378.10
49	Total Import Duty	20353.8	30091.19	16880.19	21536.14	25195.40
50	Warehouse Charges	97.63	71.64	51.06	60.90	81.84
51	Regularly Duty	267.08	362.43	374.05	409.68	448.88
52	Miscellienous	439.57	1199.07	206.77	234.30	836.78
53	0.25 % Export Development Charges	509.18	557.62	392.42	491.84	537.22
54	Export Duties	54.93	90.28	10.59	26.39	28.06
55	Gross	21722.19	3272.23	17915.08	22759.25	27128.18
56	Refund	17.99	45.48	97.21	23.30	137.90
57	Rebate	535.5	167.88	1038.57	1060.12	922.04
58	Refund & Rebate	553.49	213.36	1135.78	1083.42	1059.94
59	Net	21168.70	3058.87	16779.30	21675.83	26068.24

Source: Federal Board of Revenue, Islamabad.

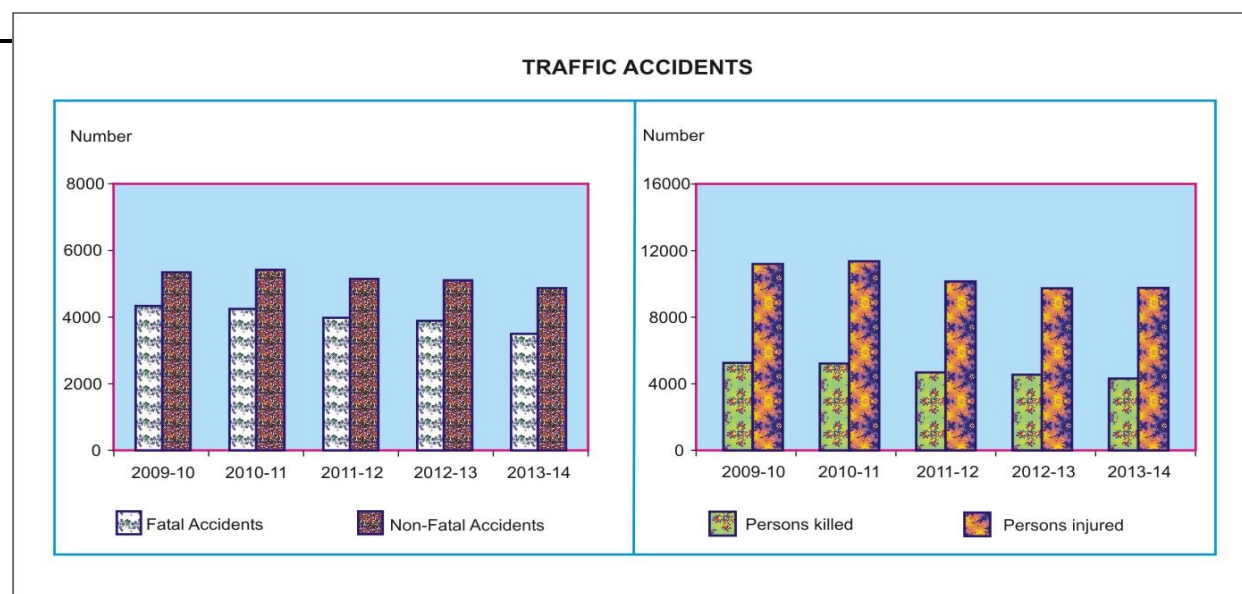
9. SOCIAL

9.1 Data on Traffic Accidents

Year/Month	Total Number of Accidents	Accident		Persons		Total Number of Vehicles Involved
		Fatal	Non - Fatal	Killed	Injured	

PAKISTAN

2009-10	9747	4378	5369	5280	11173	10496
2010-11	9723	4280	5443	5271	11383	10822
2011-12	9140	3966	5174	4758	10145	9986
2012-13*	8988	3884	5104	4719	9710	9876
2013-14	8359	3500	4859	4348	9777	9423
2013 Sep	816	364	452	430	793	920
Oct	827	345	482	410	969	906
Nov	704	289	415	356	814	798
Dec	717	326	391	381	810	802
2014 Jan	723	329	394	392	807	791
Feb	504	199	305	258	643	561
Mar	526	217	309	290	654	611
Apr	607	235	372	331	759	705
May	617	231	386	311	773	730
Jun	712	291	421	377	905	821
Jul	674	265	409	336	752	778
Aug	613	246	367	310	855	699
Sep	606	245	361	284	732	695



Note: Data from July,2012 onward includes ICTs.

* Included Islamabad

Contd.

9.1 Data on Traffic Accidents

Year/Month	Total Number of Accidents	Accident		Persons		Total Number of Vehicles Involved
		Fatal	Non - Fatal	Killed	Injured	
2012-13	201	107	94	109	180	212
2013-14	256	120	136	132	206	256
ISLAMABAD						
2013 Sep	24	14	10	17	7	24
Oct	29	13	16	14	20	29
Nov	16	6	10	6	13	16
Dec	18	9	9	12	16	18
2014 Jan	21	14	7	17	36	21
Feb	16	5	11	5	20	16
Mar	13	5	8	5	13	13
Apr	24	10	14	12	23	24
May	22	8	14	8	18	22
Jun	20	11	9	11	13	20
Jul	17	12	5	13	17	18
Aug	9	5	4	6	6	9
Sep	10	4	6	4	8	10
PUNJAB						
2009-10	5344	2590	2754	3083	5856	5344
2010-11	5420	2591	2829	3167	5809	5420
2011-12	4990	2361	2629	2888	5071	4990
2012-13	4587	2213	2374	2692	4515	4587
2013-14	3696	1717	1979	2145	3941	3696
2013 Sep	388	189	199	232	384	388
Oct	390	167	223	193	391	390
Nov	336	148	188	180	335	336
Dec	327	170	157	207	355	327
2014 Jan	350	178	172	217	394	350
Feb	203	93	110	136	252	203
Mar	233	102	131	123	295	233
Apr	258	106	152	135	232	258
May	235	101	134	145	273	235
Jun	267	118	149	158	290	267
Jul	235	113	122	140	216	235
Aug	229	105	124	126	272	229
Sep	233	112	121	134	306	233
SINDH						
2009-10	1465	883	582	1031	1261	1580
2010-11	1270	758	512	927	1071	1541
2011-12	1054	681	373	756	681	1121
2012-13	935	582	353	696	637	960
2013-14	945	613	332	791	893	1103
2013 Sep	93	65	28	68	38	97
Oct	94	66	28	80	75	95
Nov	72	48	24	66	60	83
Dec	97	59	38	66	59	103
2014 Jan	79	53	26	59	54	92
Feb	66	39	27	50	42	83
Mar	70	43	27	56	62	88
Apr	66	42	24	98	158	92
May	72	45	27	55	83	113
Jun	70	47	23	70	136	91
Jul	72	46	26	60	51	84
Aug	65	44	21	62	48	78
Sep	75	49	26	56	53	94

Contd.

9.1 Data on Traffic Accidents

Year/Month	Total Number of Accidents	Accident		Persons		Total Number of Vehicles Involved
		Fatal	Non - Fatal	Killed	Injured	
KHYBER P.K.						
2009-10	2559	712	1847	921	3560	3128
2010-11	2722	773	1949	986	4153	3479
2011-12	2772	785	1987	953	3913	3501
2012-13	2968	846	2122	1059	4016	3736
2013-14	3120	877	2243	1033	4257	3934
2013 Sep	276	80	196	95	329	366
Oct	286	85	201	94	408	356
Nov	256	75	181	87	373	336
Dec	250	74	176	82	351	322
2014 Jan	252	71	181	83	303	306
Feb	199	50	149	52	292	233
Mar	184	50	134	59	253	239
Apr	230	61	169	70	306	298
May	261	67	194	91	360	328
Jun	320	99	221	114	396	388
Jul	326	83	243	112	444	411
Aug	277	78	199	102	491	345
Sep	257	67	190	75	321	314
BALUCHISTAN						
2009-10	379	193	186	245	496	444
2010-11	311	158	153	191	350	382
2011-12	324	139	185	161	480	374
2012-13	297	136	161	163	362	381
2013-14	342	173	169	247	480	434
2013 Sep	35	16	19	18	35	45
Oct	28	14	14	29	75	36
Nov	24	12	12	17	33	27
Dec	25	14	11	14	29	32
2014 Jan	21	13	8	16	20	22
Feb	20	12	8	15	37	26
Mar	26	17	9	47	31	38
Apr	29	16	13	16	40	33
May	27	10	17	12	39	32
Jun	35	16	19	24	70	55
Jul	24	11	13	11	24	30
Aug	33	14	19	14	38	38
Sep	31	13	18	15	44	44

Source: Provincial Police Departments & ICT Police.

9.2 Data on Telecommunication 2014

Months	Distribution of Cellular Mobile Subscribers					
	Total	Moblink	Zong	Ufone	Telenor	Warid
Jan	133606004	37617798	24366879	25033285	33748975	12839067
Feb	134609592	37775100	24901387	24557841	34491019	12884245
Mar	136469886	38154534	25594413	24570563	35210948	12939428
Apr	137683211	38300475	25981940	24572998	35876539	12951259
May	139198479	38444357	26736308	24645598	36311451	13060765
Jun	139974754	38768346	27197048	24352717	36571820	13084823
Jul	140022516	38914005	27411737	24176583	36523951	12996240
Aug	138416554	38779034	27013595	23495150	36344493	12784282
Sep	137605819	38700176	26952302	23001127	36325193	12627021
Oct						
Nov						
Dec						

Source : Pakistan Telecommunication Authority, Islamabad.

9.3 Visitors at Archaeological Museum in Pakistan

Area/ attraction	July,2014		August,2014		September,2014	
	Foreigner	National	Foreigner	National	Foreigner	National
PAKISTAN	563	117716	643	165530	849	80814
ISLAMABAD	113	29354	176	65109	263	30715
Pakistan Museum of Natural History	14	1052	14	12498	20	4420
Lok Virsa Heritage Museum	56	8632	110	13620	128	5708
Pakistan Monument Museum	43	19670	52	38991	115	20587
PUNJAB	375	70209	364	84873	493	38575
Lahore Museum Lahore	105	15065	154	23444	231	13185
Allama Iqbal Library & Museum, Sialkot.	3	620	4	570	2	550
Museum, Taxila, Rawalpindi	193	6511	139	16698	153	6310
Museum, Harappa, Sahiwal.	8	16849	4	8810	5	9300
Allama Iqbal Museum, Javaid Manzil, Lahore	-	851	2	1129	6	1669
PMDC Khewara Mines Museum, Chakwal	66	30313	61	34222	96	7561
SINDH	73	17667	95	14074	67	10276
National Museum of Pakistan, Karachi	-	2199	13	1403	-	787
Sindh Provincial Museum, Hyderabad.	19	2821	21	2249	14	2172
Museum, Banbhore, Thatta.	-	1131	3	610	-	810
Museum, Moenjodaro, Larkana.	4	7383	1	4781	4	4584
Museum Umerkot, Tharparkar.	-	3971	1	2951	9	1483
Quid-e-Azam Birth Place, Karachi.	*	*	*	*	*	*
Quid-e-Azam House Museum, Karachi.	50	162	56	2080	40	440
KHYBER PAKHTUNKHWA	2	411	8	1374	26	1213
Peshawar Museum, Peshawar.	2	311	8	1160	26	1013
Museum Saidu Sharif, Swat.	Nil	Nil	Nil	Nil	Nil	Nil
Dir Museum, Chakdara	-	100	-	214	-	200
BALUCHISTAN	-	75	-	100	-	35
Museum Balochistan, Quetta.	-	75	-	100	-	35

* = Quaid-e-Azam Birth place is closed for purpose of renovation work therefore no person visited the monument
 NIL = Due to Law and order situation.

Source:-Department of Archaeology and Museum,
 Government of Pakistan & Provincial Government

9.4 Visitors at Heritage Site in Pakistan

Area/ attraction	July,2014		August,2014		September,2014	
	Foreigner	National	Foreigner	National	Foreigner	National
PAKISTAN	455	189849	466	186318	667	102872
PUNJAB	426	153372	384	166961	339	87800
Jahangir's Tomb, Lahore	15	33000	16	15300	13	3700
Shalimar Garden, Lahore	50	38353	55	26104	98	14604
Royal Fort (Shahi Qila), Lahore	160	36944	170	80000	70	46000
Hiran Minar & Tank, Sheikhpura	-	21715	-	20049	-	7886
Harappa, Sahiwal	8	16849	4	8810	5	9300
Taxila, Rawalpindi	193	6511	139	16698	153	6310
SINDH	4	14065	12	10232	23	8577
Banbhore , Thatta.	-	1131	3	610	-	810
Makli Hill Monument, Thatta	-	1580	7	1890	10	1700
Moenjodaro, Larkana.	4	7383	1	4781	4	4584
Umerkot Fort, Tharparkar.	-	3971	1	2951	9	1483
KHYBER PAKHTUNKHWA.	25	22412	70	9125	305	6495
Remains of Takht-i-Bhai, Mardan	-	22200	5	9000	5	6400
Butkara Site Museum, Saidu Sharif, Swat	-	12	25	25	-	25
Julian Site, Haripur	25	200	40	100	300	70
BALUCHISTAN	-	-	-	-	-	-

Source: Department of Archaeology and Museum.
Government of Pakistan & Provincial Government.

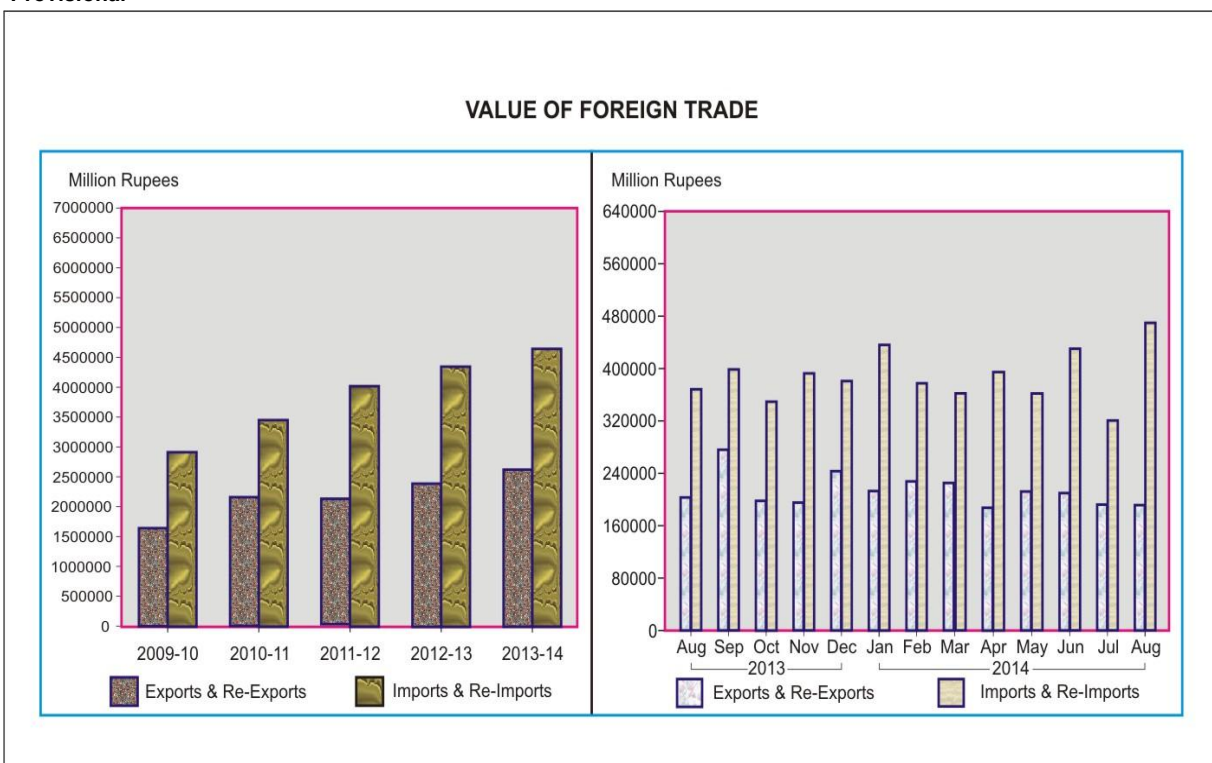
10. TRADE

10.1 Value of Foreign Trade

(Million Rupees)

Year / Month	Exports	Re-Exports	Imports	Re-Imports	Balance of Trade
2009-10	1617457.6	23470.1	2910975.3	14.3	-1270061.9
2010-11	2120846.7	30576.3	3455285.6	2072.6	-1305935.2
2011-12	2110605.5	18570.2	4009093.0	--	-1883049.0
2012-13	2366477.8	9946.3	4349879.5	--	-1973455.4
2013-14	2583463.2	16369.1	4630520.8	1855.7	-2,032,544.2
2013 Aug	204136.9	1273.1	367645.0	--	-162235.0
Sep	275482.9	433.9	399041.6	--	-123124.8
Oct	197939.6	22.7	348471.0	--	-150508.7
Nov	193,132.7	796.3	392,509.9	-	-198,580.9
Dec	241,842.6	1,544.2	380,944.2	-	-137,557.4
2014 Jan	214,541.9	2,618.4	435,970.2	25.0	-218,834.9
Feb	227,292.7	1,226.4	377,909.2	22.4	-149,412.5
Mar	223104.2	2577.1	362608.8	22.3	-136,949.8
Apr	185,909.4	2396.8	395104.7	113.5	-206,912.0
May	208,315.8	3769.7	361817.2	2.1	-149,733.8
Jun	198,680.7	2303.5	425228.9	1695.5	-225,940.2
Jul	189,756.5	2293.2	319670.1	1827.6	-129,448.0
Aug *	190,351.2	1903.5	469537.5	1999.0	-279,281.8

* Provisional



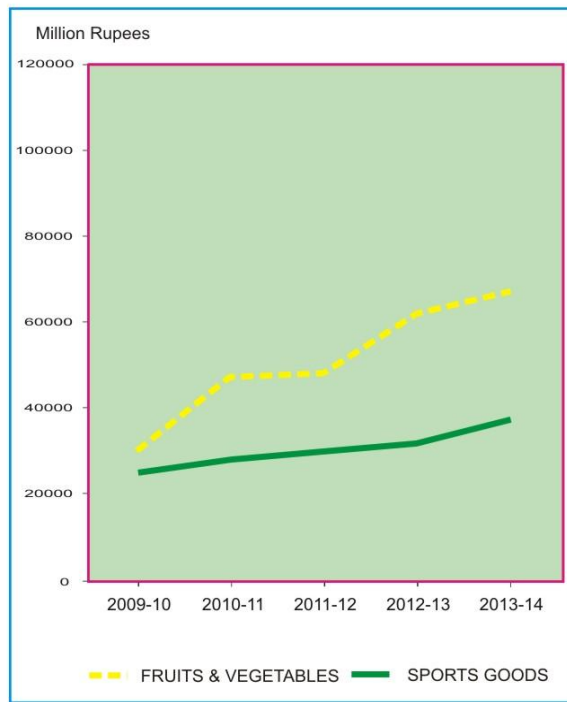
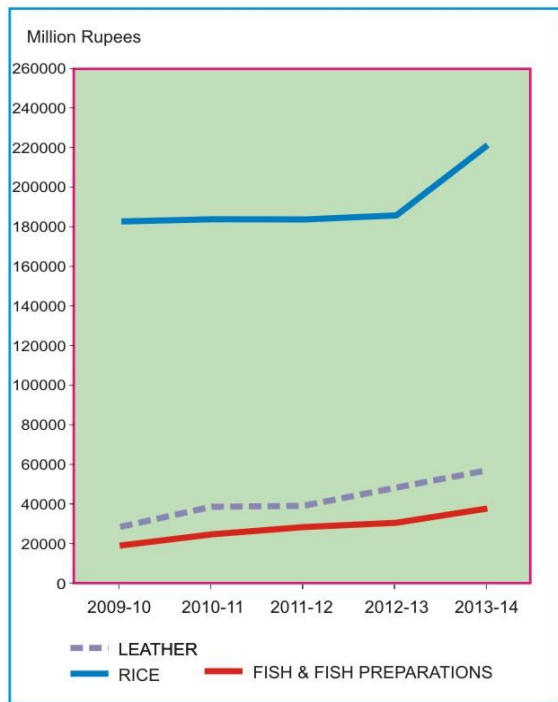
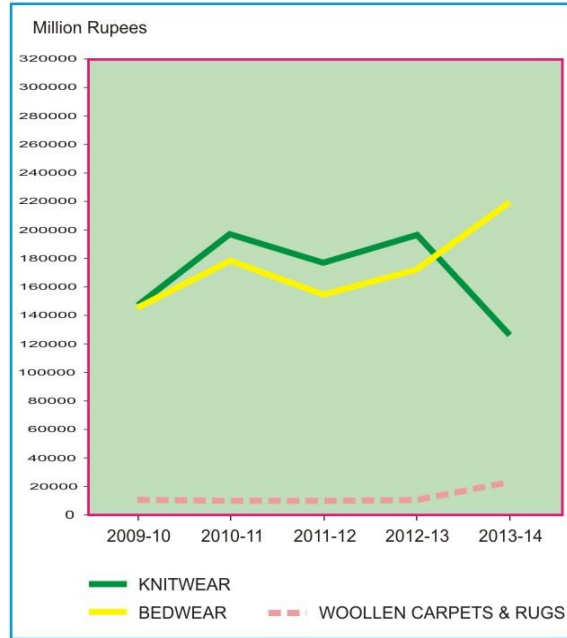
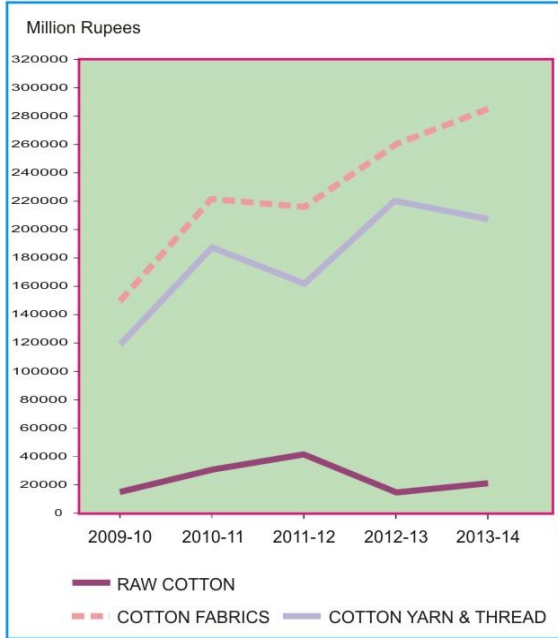
10.2 Exports by Commodity/Group

(Million Rupees)

Year/Month	Raw Cotton	Cotton Fabrics	Cotton Yarn and Thread	Knitwear	Bedwear	Woollen Carpets & Rugs	Leather	Rice	Fish & Fish Preparations	Fruits & Vegetables	Sports goods
2009-10	16365.5	150935.5	120767.9	147864.8	146195.1	11119.1	28698.3	183370.3	19049.8	30243.8	25020.8
2010-11	31168.4	224257.0	188271.8	197144.5	178596.0	11034.4	39744.3	184674.6	25313.9	47895.6	28208.4
2011-12	41392.6	218159.8	163403.5	176652.4	155108.3	10113.5	39841.2	184405.0	28597.6	48321.8	30241.0
2012-13	14888.1	260237.5	219017.0	197434.3	172724.2	11484.6	48455.7	186623.1	30759.1	62126.8	32375.2
2013-14	21352.5	285130.2	207199.9	235564.7	219961.7	12616.2	56496.4	222906.7	37917.6	66703.9	37259.6
2013 Aug	2532.4	24235.7	19904.6	18814.7	15188.3	861.4	4106.3	11640.3	2394.4	4551.9	2130.7
Sep	3396.8	27578.8	21064.4	19969.4	26637.1	1021.1	4620.3	14811.3	4409.1	4407.4	3234.5
Oct	1691.8	27969.1	18290.4	20122.3	17387.2	1142.9	4209.0	14828.6	3555.9	3158.4	1919.1
Nov	3,269.7	20,535.4	14,937.1	17,068.7	16,817.9	1,431.7	3,887.3	14,791.7	3,093.1	4,893.1	2,070.2
Dec	2,876.5	26,186.3	20,046.9	21,784.5	20,047.3	1,632.9	5,013.0	28,049.8	3,760.3	8,715.9	3,567.5
2014 Jan	1,600.4	22,358.8	14,196.4	19,638.3	18,468.8	829.0	4,012.3	28,224.3	1,872.6	11,006.7	2,925.7
Feb	949.8	25,195.3	17,868.1	18,398.4	17,692.2	1,114.9	4,796.9	25,052.9	2,478.5	8,817.7	3,570.0
Mar	1,885.9	24,921.0	18,762.0	18,398.4	18,533.1	913.1	5,283.2	21,663.6	3,069.5	7,078.2	3,529.0
Apr	1,381.7	21,209.4	13,349.7	16,875.5	15,509.6	870.4	4,988.7	17,870.3	3,836.9	3,777.0	4,012.3
May	752.2	22,338.1	14,704.1	24,682.8	18,870.4	1,051.2	5,943.4	16,072.9	4,180.2	3,219.6	3,781.1
Jun	135.7	19,462.9	13,335.5	20,095.7	17,627.5	739.2	5,102.2	14,747.0	3,247.0	2,668.0	3,495.5
Jul	329.6	20,936.9	13,344.6	23,137.3	19,620.5	962.0	3,845.4	12,368.3	2,091.6	2,903.3	3,440.3
Aug *	1,615.0	19,224.8	16,201.8	17,462.7	15,357.5	704.7	3,762.2	10,462.1	1,976.3	3,268.4	2,383.9

* Provisional

EXPORTS BY COMMODITY/GROUP

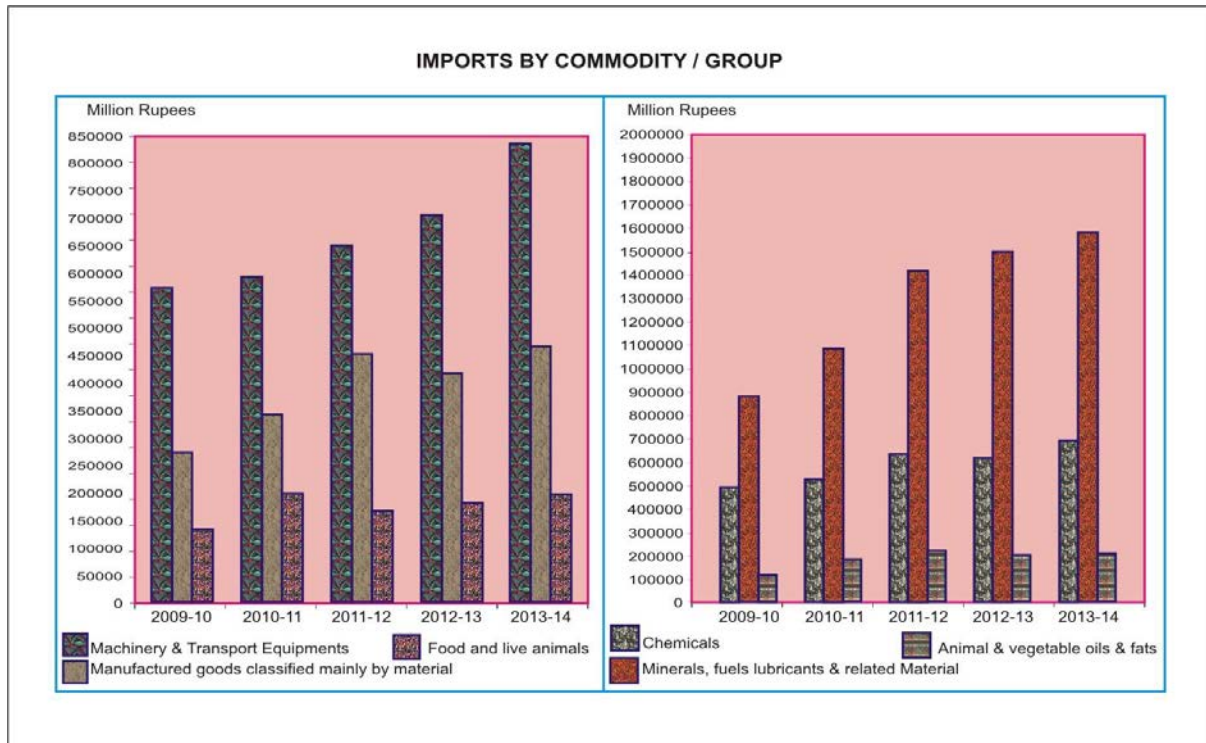


10.3 Imports by Commodity/Group

(Million Rupees)

Year/Month	Machinery and Transport equipment	Manufactured goods classified mainly by material	Food and Live animals	Chemicals	Mineral Fuels, Lubricants and related materials	Animal or Vegetable oils & fats
2009-10	616893.3	294972.2	141005.7	492227.1	883653.4	120975.4
2010-11	639389.0	369322.2	214132.4	528988.9	1084764.7	190133.7
2011-12	699993.9	482498.6	179555.6	637823.7	1420173.6	228731.4
2012-13	783966.3	444919.9	190555.4	621466.0	1504034.0	205311.0
2013-14	886479.3	496850.9	221052.9	691397.7	1570968.0	213427.6
2013 Aug	68993.0	32652.1	13439.7	51909.9	140751.1	16976.9
Sep	81804.4	36205.8	20413.5	56663.9	144168.3	14752.8
Oct	68217.6	35722.2	19060.5	52558.6	126158.0	17348.1
Nov	67752.0	43246.2	19899.0	64561.9	143066.2	18397.2
Dec	76466.1	42969.8	21181.1	62938.5	118317.5	13919.8
2014 Jan	94941.2	47693.4	21282.4	69775.1	130415.0	19813.3
Feb	65719.5	41569.2	18029.9	50805.3	132054.1	15645.9
Mar	66202.0	49455.2	22109.7	57946.6	102889.0	16516.7
Apr	80773.6	45007.3	17651.1	56791.1	130314.2	18553.8
May	71020.1	44858.7	14418.7	57466.7	121108.5	14707.6
Jun	84,048.6	45,276.6	21,065.8	58,056.7	148,501.6	27,051.9
Jul	64,019.1	41,103.5	21,926.6	53,074.5	94,054.8	13,988.1
Aug *	89,770.0	47,987.5	21,194.0	69,577.2	164,361.5	18,946.4

* Provisional



10.4 Exports by Selected Commodities in Dollars

(In Thousand Dollar)

GROUPS/COMMODITIES	UNIT	AUGUST, 2014		CUML, FROM JUL, 2014		AUGUST, 2013		CUML, FROM AUG., 2013	
		QUANTITY	VALUE	QUANTITY	VALUE	QUANTITY	VALUE	QUANTITY	VALUE
GRAND TOTAL			1901807		3825256		1983200		4077895
A.PRIMARY COMMODITIES			268393		496661		258432		550344
01.RICE	MT	166686	104527	348084	229897	168903	113086	406835	263909
(I) RICE BASMATI	MT	30110	37178	66833	85793	36269	38202	94992	103520
(II) RICE OTHER VARIETIES	MT	136576	67348	281251	144104	132634	74885	311843	160389
02.FISH AND FISH PREPARATIONS	KG	6690655	19745	15012441	40946	8748299	23262	17145275	43365
03.FRUILTS & VEGETABLES INCL.JUICES	KG	73883101	35027	140225268	66626	107858970	47211	201906403	95951
(I) FRUILTS	KG	46009683	25231	80080897	45621	42526747	26111	88136476	56554
(II) VEGETABLES	KG	24666153	7425	54920362	16463	60707245	18111	103205375	31560
(III) FRUIT & VEGETABLE JUICES	KG	3207265	2372	5224009	4542	4624978	2989	10564552	7838
04.WHEAT	MT					12	5	4812	1783
05.WHEAT FLOUR	MT	50387	22424	81975	38478	70619	22640	138444	44773
06.SPICES(INCL. CHILLIES)	KG	646251	2769	1754304	7167	613906	2008	2298257	6997
07.OIL SEEDS, NUTS AND KERNALS	KG	203836	356	1079328	1981	7488603	4554	10371175	6630
08.LEGUMINOUS VEGETABLE	KG					1779450	1481	2199965	1820
09.FLOWERS	KG	8475	18	67593	154	26646	83	41871	129
10.RAW HIDES AND SKINS	KG					564	13	564	13
11.RAW WOOL AND ANIMAL HAIR	KG	563135	738	1517020	2039	734738	939	1891071	2351
(I) RAW WOOL	KG	101835	153	298261	448	194002	236	422003	496
(II) ANIMAL HAIR	KG	461300	585	1218759	1591	540736	703	1469068	1855
12.CRUDE ANIMAL MATERIAL	KG	1226803	3654	2533110	7665	880206	5361	1960088	10205
13.CRUDE FERTILIZER	MT	1195	84	2703	215	522	80	1495	225
14.MOLASSES	KG	8007021	1053	27607021	3616	11020	2	36474520	4808
15.RAW COTTON	MT	9172	16135	11023	19476	14031	24603	19277	33357
16.COTTON WASTE	MT	4246	5562	8385	10819	6127	6217	12985	14895
17.PETROLEUM CRUDE	MT	55850	50537	59340	53726				
18.MARBLES AND STONES	MT	29820	4519	73286	11522	40681	6204	100717	15211
19.TOBACCO	KG	314459	1245	536921	2335	281198	683	1261261	3922
(I) UN-MANUFACTURED	KG	311439	1231	514326	2220	263710	620	1226495	3798
(II) MANUFACTURED EXCL.CIGARETTE	KG	3020	13	22595	115	17488	63	34766	124
20.COKE	MT								
B.TEXTILES MANUFACTURES			957762		2090339		1043427		2203396
01.COTTON YARN	KG	54656205	158900	100062751	293358	63034921	192652	130201082	395637
02.COTTON CLOTH	SQM	160956042	192076	331431299	404301	233897767	235451	448322210	465752
03.ARTICLES OF APPAREL & CLOTHING ACCESSORIES (EXCL. KNITWEARS)	DOZ	2031301	134729	5105991	318653	2095784	139847	5035542	319331
04.ART SILK AND SYNTHETIC TEXTILES	SQM	19279091	25577	44291318	58246	38871409	32845	82681554	70182
05.COTTON THREAD	KG	677468	2973	852551	3781	214115	721	1061562	4162
06.TEXTILE FABRICS WOVEN(OTHER THAN COTTON & ARTIFICIAL FABRICS)	--		35		342		533		956
07.TULE, LACE, EMBROIDERY ETC	--		1032		2206		1236		2477
08.COTTON BAGS/SACKS	MT	677	1452	1588	3181	869	1639	1301	2492
09.TENTS & OTHER CANVAS GOODS	KG	3999599	11138	7101424	19092	1790079	4433	4196114	10893
10.BED WEAR	KG	22970082	153437	56307407	352319	21042851	147555	47589038	318564
11.TOWELS	KG	10619687	50371	24568595	114678	10986838	51136	24205658	110784
12.TEXTILE MADE UPS (EXCL. TOWELS & BED WEAR)	--		42348		95328		44701		107477
13.KNITWEARS	DOZ	7349331	174470	16814560	408999	8766790	182786	17191160	379012
14.WASTE MATERIAL OF TEXTILE FIBRES/FABRICS	KG	3151820	1780	6804945	4256	2297865	1543	5912018	3601
15.YARN OTHER THAN COTTON YARN	KG	1266015	4146	2144336	6927	1133495	3833	2103661	7174
16.KINTTED OR CROCHATED FABRICS	SQM	669828	3297	942775	4674	963742	2517	1761569	4902

Contd.

10.4 Exports by Selected Commodities in Dollars

(In Thousand Dollar)

GROUPS/COMMODITIES	UNIT	AUGUST, 2014		CUML, FROM JUL, 2014		AUGUST, 2013		CUML, FROM AUG., 2013	
		QUANTITY	VALUE	QUANTITY	VALUE	QUANTITY	VALUE	QUANTITY	VALUE
C.OTHER MANUFACTURES			422736		791584		484864		872620
01.CIGARETTES	THNO	3002	60	3002	60	3279	59	17459	343
02.LEATHER	SQM	1695908	37588	3479353	76567	2366457	39893	4813400	85015
03.CARPETS,RUGS AND TAPESTRIES ETC	SQM	168012	7104	465592	17236	237838	8552	503560	18640
(I) WOOLLEN CARPETS AND RUGS	SQM	162000	7041	425821	16792	184231	8368	438097	18405
(II) WOOLLEN CARPET MACHINE MADE	SQM			1402	46				
(III) TAPESTRY CLOTH	SQM								
(IV) CARPETS KNOTTED & OTHER FLOOR COVERING	SQM	6012	63	38369	397	53607	183	65463	235
04.PETROLEUM PRODUCTS	MT	125240	122351	144565	141264	144448	126252	145276	126992
05.FEEDING STUFF FOR ANIMALS	KG	26596228	5124	63607565	12085	31535905	9058	67725607	15597
06.CHEMICALS AND PHARMACEUTICAL PRODUCTS	--		101412		184526		91631		195810
(I) PLASTIC MATERIALS	KG	13261193	18236	27390699	37922	19006901	27601	40489060	57457
(II) PHARMACAUTICAL PRODUCTS.	KG	755110	12183	2474526	30321	1475976	13256	2508622	26405
(III) FERTILIZER MANUFACTURES	MT								
(IV) OTHER CHEMICAL	--		70993		116283		50774		111949
07.RUBBER MANUFACTURES	--		734		1572		793		1751
08.PAPER AND PAPER BOARD	KG	63933	118	1642457	5041	1063969	3728	2580265	8469
09.GUAR AND GUAR PRODUCTS	KG	1879017	4539	4821109	11567	1218808	5207	3592758	15960
10.CUTLERY	--		6086		13697		7348		14736
11.GOLD	GM								
12.COPPER AND ARTICLES THEREOF	--		9004		24006		6931		14799
13.MACHINERY & TRANSPORT EQUIPMENT (INCL.ENGINEERING ELECTRICAL GOODS)	--		19394		43912		26564		60006
(I) ELECTRIC FANS	NO	128888	2267	321685	6269	117908	2267	322837	6499
(II) TRANSPORT EQUIPMENT	--		586		1393		1970		3202
(III) OTHER ELECTRICAL MACHINERY	--		9589		18887		7454		21294
(IV) MACHINERY SPECIALIZED	--		1280		4181		2425		7064
PARTICULARS INDUSTRIES									
(V) AUTO PARTS	--		1383		2485		1699		3272
(VI) OTHER MACHINERY	--		4289		10698		10748		18675
14.FOOTWEARS	PAIR	933786	10216	2340495	25826	947003	10802	2446078	21152
(I) LEATHER FOOTWEAR	PAIR	555563	9413	1334564	23560	596454	9893	1189788	18314
(II) CANVAS FOOTWEAR	PAIR		4910		20	797	5	9141	40
(III) OTHER FOOTWEAR	PAIR	378223	803	1001021	2246	349752	905	1247149	2798
15.LEATHER MANUFACTURES(EXCL. LEATHER FOOTWEARS)	--		42461		104057		56173		113161
(I) LEATHER GLOVES	DOZ	448994	12951	960624	32298	797995	18652	1451581	37268
(II) APPAREL & CLOTHING	DOZ	65637	28652	182592	69367	107642	36574	207356	73417
(III) OTHER LEATHER MANUFACTURES	KG	51961	857	141470	2392	77331	947	214349	2477
16.HOUSE-HOLD EQUIPMENT	KG	424246	897	843136	1652	220512	612	368563	1012
17.SPORTS GOODS	--		23817		58690		20700		50795
(I) FOOT BALLS COMPLETE	DOZ	171137	10382	492216	27836	203313	9785	458380	21775
(II) GLOVES (SPORTS)	DOZ	300528	9120	624790	20004	131099	5355	443638	15901
(III) OTHER	--		4315		10850		5560		13119
18.SURGICAL GOODS,MEDICAL INSTRUMENTS AND APPLIANCES	NO	13845815	20549	37276440	49103	19117984	24635	42442242	55769
19.ONYX MANUFACTURED	KG	127338	390	427318	1441	658132	1070	936438	1762
20.HANDICRAFTS	--		1163		2400		1		25
21.TEXTILE PRODUCT & ARTICLE FOR TECHNICAL USE	KG	19832	121	40386	242	26523	157	64376	358
22.BOOKS AND PRINTED MATTERS	--		438		922		734		1285
23.PIG IRON	MT	45	36	45	36	88	68	91	71
24.PRECIOUS/SEMI-PRECIOUS STONE	GM	1174642	695	2324323	1338	513389	294	1286404	947
25.JEWELLERY	--		201		1223		39207		54681
26.ARTICLES OF PLASTIC	KG	2907203	7379	4924063	11573	1820662	3949	4775148	12183
27.FURNITURE	NO	15105	503	42263	1157	5872	222	23887	884
28.PARTS OF FOOTWEAR	--		357		389		225		415
D.OTHERS	--		252916		446672		196477		451536

10.5 Exports by Selected Commodities in Rupees

(In Thousand Rupees)

GROUPS/COMMODITIES	UNIT	AUGUST, 2014		CUML, FROM JUL, 2014		AUGUST, 2013		CUML, FROM AUG., 2013	
		QUANTITY	VALUE	QUANTITY	VALUE	QUANTITY	VALUE	QUANTITY	VALUE
GRAND TOTAL			190351247		380107761		204136886		414602234
A.PRIMARY COMMODITIES			26863326		49382953		26601178		55931178
01.RICE	MT	166686	10462055	348084	22830343	168903	11640326	406835	26794295
(I) RICE BASMATI	MT	30110	3721179	66833	8517168	36269	3932217	94992	10495067
(II) RICE OTHER VARIETIES	MT	136576	6740876	281251	14313174	132634	7708110	311843	16299228
02.FISH AND FISH PREPARATIONS	KG	6690655	1976315	15012441	4067882	8748299	2394396	17145275	4414329
03.FRUILTS & VEGETABLES INCL..JUICES	KG	73883101	3505878	140225268	6623203	1.08E+08	4859621	201906403	9756771
(I) FRUILTS	KG	46009683	2525317	80080897	4536892	42526747	2687725	88136476	5746463
(II) VEGETABLES	KG	24666153	743136	54920362	1634831	60707245	1864217	103205375	3215484
(III) FRUIT & VEGETABLE JUICES	KG	3207265	237425	5224009	451480	4624978	307678	10564552	794824
04.WHEAT	MT					12	476	4812	179134
05.WHEAT FLOUR	MT	50387	2244382	81975	3828168	70619	2330445	138444	4554191
06.SPICES(INCL. CHILLIES)	KG	646251	277146	1754304	710998	613906	206673	2298257	707915
07.OIL SEEDS, NUTS AND KERNALS	KG	203836	35666	1079328	195953	7488603	468743	10371175	677355
08.LEGUMINOUS VEGETABLE	KG					1779450	152394	2199965	186489
09.FLOWERS	KG	8475	1828	67593	15171	26646	8562	41871	13210
10.RAW HIDES AND SKINS	KG					564	1321	564	1321
11.RAW WOOL AND ANIMAL HAIR	KG	563135	73861	1517020	202246	734738	96688	1891071	238537
(I) RAW WOOL	KG	101835	15355	298261	44403	194002	24336	422003	50462
(II) ANIMAL HAIR	KG	461300	58506	1218759	157844	540736	72351	1469068	188075
12.CRUDE ANIMAL MATERIAL	KG	1226803	365688	2533110	761433	880206	551839	1960088	1038520
13.CRUDE FERTILIZER	MT	1195	8423	2703	21309	522	8218	1495	22819
14.MOLASSES	KG	8007021	105423	27607021	358260	11020	157	36474520	483095
15.RAW COTTON	MT	9172	1614960	11023	1944526	14031	2532446	19277	3412044
16.COTTON WASTE	MT	4246	556651	8385	1075317	6127	639949	12985	1511850
17.PETROLEUM CRUDE	MT	55850	5058213	59340	5372806				
18.MARBLES AND STONES	MT	29820	452274	73286	1143194	40681	638582	100717	1543578
19.TOBACCO	KG	314459	124565	536921	232142	281198	70342	1261261	395726
(I) UN-MANUFACTURED	KG	311439	123220	514326	220778	263710	63862	1226495	383160
(II) MANUFACTURED EXCL.CIGARETTE	KG	3020	1345	22595	11364	17488	6480	34766	12566
20.COKE	MT								
B.TEXTILES MANUFACTURES			95862115		207595715		107403150		223951467
01.COTTON YARN	KG	54656205	15904235	100062751	29169151	63034921	19830306	130201082	40225293
02.COTTON CLOTH	SQM	1.61E+08	19224833	331431299	40161702	2.34E+08	24235679	448322210	47375247
03.ARTICLES OF APPAREL & CLOTHING ACCESSORIES (EXCL. KNITWEARS)	DOZ	2031301	13484992	5105991	31629844	2095784	14394867	5035542	32428588
04.ART SILK AND SYNTHETIC TEXTILES	SQM	19279091	2560032	44291318	5782896	38871409	3380843	82681554	7132314
05.COTTON THREAD	KG	677468	297602	852551	377325	214115	74260	1061562	419918
06.TEXTILE FABRICS WOVEN(OTHER THAN COTTON & ARTIFICIAL FABRICS)	--		3531		33801		54827		97372
07.TULE, LACE, EMBROIDERY ETC	--		103300		219143		127191		251938
08.COTTON BAGS/SACKS	MT	677	145317	1588	315922	869	168719	1301	254399
09.TENTS & OTHER CANVAS GOODS	KG	3999599	1114819	7101424	1899496	1790079	456273	4196114	1105400
10.BED WEAR	KG	22970082	15357501	56307407	34977986	21042851	15188259	47589038	32370491
11.TOWELS	KG	10619687	5041665	24568595	11385749	10986838	5263576	24205658	11256700
12.TEXTILE MADE UPS (EXCL. TOWELS & BED WEAR)	--		4238570		9465280		4601242		10908631
13.KNITWEARS	DOZ	7349331	17462651	16814560	40599927	8766790	18814682	17191160	38530625
14.WASTE MATERIAL OF TEXTILE FIBRES/FABRICS	KG	3151820	178115	6804945	422403	2297865	158818	5912018	365598
15.YARN OTHER THAN COTTON YARN	KG	1266015	415005	2144336	689284	1133495	394552	2103661	730263
16.KINTTED OR CROCHATED FABRICS	SQM	669828	329947	942775	465804	963742	259056	1761569	498691

Contd.

10.5 Exports by Selected Commodities in Rupees

(In Thousand Rupees)

GROUPS/COMMODITIES	UNIT	AUGUST, 2014		CUML, FROM JUL, 2014		AUGUST, 2013		CUML, FROM AUG., 2013	
		QUANTITY	VALUE	QUANTITY	VALUE	QUANTITY	VALUE	QUANTITY	VALUE
C.OTHER MANUFACTURES			42311550		78699958		49908592		88868473
01.CIGARETTES	THNO	3002	6040	3002	6040	3279	6057	17459	34581
02.LEATHER	SQM	1695908	3762161	3479353	7607590	2366457	4106320	4813400	8640009
03.CARPETS,RUGS AND TAPESTRIES ETC	SQM	168012	711010	465592	1710563	237838	880235	503560	1893873
(I) WOOLLEN CARPETS AND RUGS	SQM	162000	704736	425821	1666742	184231	861374	438097	1869800
(II) WOOLLEN CARPET MACHINE MADE	SQM			1402	4576				
(III) TAPESTRY CLOTH	SQM								
(IV) CARPETS KNOTTED & OTHER FLOOR COVERING	SQM	6012	6274	38369	39245	53607	18861	65463	24073
04.PETROLEUM PRODUCTS	MT	125240	12246048	144565	14111961	144448	12995531	145276	13069873
05.FEEDING STUFF FOR ANIMALS	KG	26596228	512868	63607565	1199590	31535905	932417	67725607	1589392
06.CHEMICALS AND PHARMACEUTICAL PRODUCTS	--		10150304		18349877		9431884		19899272
(I) PLASTIC MATERIALS	KG	13261193	1825239	27390699	3767371	19006901	2841093	40489060	5840809
(II) PHARMACAUTICAL PRODUCTS.	KG	755110	1219396	2474526	3008778	1475976	1364486	2508622	2685589
(III) FERTILIZER MANUFACTURES	MT								
(IV) OTHER CHEMICAL	--		7105669		11573728		5226306		11372874
07.RUBBER MANUFACTURES	--		73452		156129		81609		177928
08.PAPER AND PAPER BOARD	KG	63933	11766	1642457	497508	1063969	383723	2580265	860050
09.GUAR AND GUAR PRODUCTS	KG	1879017	454346	4821109	1147662	1218808	535955	3592758	1616395
10.CUTLERY	--		609136		1359993		756381		1498673
11.GOLD	GM								
12.COPPER AND ARTICLES THEREOF	--		901195		2381228		713390		1503962
13.MACHINERY & TRANSPORT EQUIPMENT (INCL.ENGINEERING ELECTRICAL GOODS)	--		1941109		4359954		2734315		6094442
(I) ELECTRIC FANS	NO	128888	226948	321685	621700	117908	233381	322837	658599
(II) TRANSPORT EQUIPMENT	--		58642		138223		202777		326568
(III) OTHER ELECTRICAL MACHINERY	--		959797		1877076		767269		2157858
(IV) MACHINERY SPECIALIZED	--		128066		414282		249602		715693
PARTICULARS INDUSTRIES									
(V) AUTO PARTS	--		138407		247138		174924		332929
(VI) OTHER MACHINERY	--		429249		1061534		1106363		1902795
14.FOOTWEARS	PAIR	933786	1022558	2340495	2562489	947003	1111896	2446078	2151797
(I) LEATHER FOOTWEAR	PAIR	555563	942176	1334564	2337835	596454	1018272	1189788	1864415
(II) CANVAS FOOTWEAR	PAIR			4910	1971	797	473	9141	4020
(III) OTHER FOOTWEAR	PAIR	378223	80382	1001021	222684	349752	93151	1247149	283361
15.LEATHER MANUFACTURES(EXCL. LEATHER FOOTWEARS)	--		4249883		10326655		5782066		11507997
(I) LEATHER GLOVES	DOZ	448994	1296298	960624	3204927	797995	1919938	1451581	3790330
(II) APPAREL & CLOTHING	DOZ	65637	2867761	182592	6884485	107642	3764677	207356	7466487
(III) OTHER LEATHER MANUFACTURES	KG	51961	85823	141470	237244	77331	97451	214349	251181
16.HOUSE-HOLD EQUIPMENT	KG	424246	89779	843136	164251	220512	62995	368563	103208
17.SPORTS GOODS	--		2383875		5824190		2130674		5154551
(I) FOOT BALLS COMPLETE	DOZ	171137	1039133	492216	2761014	203313	1007160	458380	2211890
(II) GLOVES (SPORTS)	DOZ	300528	912848	624790	1986545	131099	551247	443638	1610862
(III) OTHER	--		431894		1076630		572267		1331799
18.SURGICAL GOODS,MEDICAL INSTRUMENTS AND APPLIANCES	NO	13845815	2056715	37276440	4873761	19117984	2535709	42442242	5663954
19.ONYX MANUFACTURED	KG	127338	39065	427318	142691	658132	110143	936438	179652
20.HANDICRAFTS	--		116371		238468		88		2533
21.TEXTILE PRODUCT & ARTICLE FOR TECHNICAL USE	KG	19832	12064	40386	24082	26523	16208	64376	36405
22.BOOKS AND PRINTED MATTERS	--		43819		91603		75515		130963
23.PIG IRON	MT	45	3620	45	3620	88	7037	91	7309
24.PRECIOUS/SEMI-PRECIOUS STONE	GM	1174642	69536	2324323	132975	513389	30227	1286404	95862
25.JEWELLERY	--		20152		120923		4035726		5590415
26.ARTICLES OF PLASTIC	KG	2907203	738602	4924063	1152368	1820662	406486	4775148	1233786
27.FURNITURE	NO	15105	50325	42263	114858	5872	22835	23887	89385
28.PARTS OF FOOTWEAR	--		35751		38929		23167		42207
D.OTHERS	--		25314256		44429136		20223966		45851115

10.6 Imports by Selected Commodities in Dollars

(In Thousand Dollar)

GROUPS/COMMODITIES	UNIT	AUGUST, 2014		CUML, FROM JUL, 2014		AUGUST, 2013		CUML, FROM JUL, 2013	
		QUANTITY	VALUE	QUANTITY	VALUE	QUANTITY	VALUE	QUANTITY	VALUE
GRAND TOTAL			4691166		7931471		3571689		7386005
A. FOOD GROUP			288000		519795		231368		507476
1.MILK AND CREAM	KG	4559676	10784	10960951	28582	2452991	4374	6063171	12167
2.WHEAT UNMILLED	MT	44712	13005	44712	13005	29651	10053	29651	10053
3.PULSES	KG	51305454	32402	97500932	60603	33936082	22515	84441299	55641
4.DRY FRUITS	KG	11211771	7040	27716442	16744	8593603	7186	17775709	14955
5.SUGAR REFINED	MT	754	473	1225	768	721	482	1173	751
6.TEA	KG	13188189	27403	24049206	50556	9024408	20797	17801267	43633
7.SPICES	KG	8991090	6884	19358613	15734	5440463	4631	14251911	10449
8.MILK FOOD FOR BABIES,INFT.,INVLD	KG	758701	5663	1434950	11246	205244	1459	875172	6650
9.BEVERAGES	LTR	1212829	930	2051116	1511	739697	433	1404648	829
10.PALM OIL	KG	198168877	167950	339456588	299763	178638457	146565	398743679	328731
11.SOYABEAN OIL	KG	15827550	15466	21853399	21283	12310800	12874	22178440	23618
B. MACHINERY GROUP			896896		1545819		670270		1272817
1.POWER GENERATING MACH.	--		87941		158524		77593		127520
2.AGRICULTURE MACHINERY&IMPLEMENTS	--		10265		17815		4798		8463
3.CONSTRUCTION & MINING MACHINERY	--		35965		66540		13922		90955
4.TEXTILE MACHINERY	--		37143		79020		44532		78387
5.METAL WORKING MACHINERY	--		4656		11652		4329		7284
6.GEN INDUSTRIAL MACH & EQU/PARTS NS	--		105878		195287		116242		194018
7.OFFICE MACH.INCL.DATA PROS. EQUIP.	--		62179		101112		14852		30588
8.TELECOM & SOUND RECORDING EQUIP	--		153802		279220		106552		208879
9.ELECTRICAL MACHINERY & APPARATUS	--		107034		194206		80357		151178
10.ROAD MOTOR VEHICLES	--		127029		204152		98518		174472
11.RAILWAY VEHICLES	--		15252		55185		329		463
12.AIRCRAFTS,SHIPS AND BOATS	--		107767		111223		82643		151922
13.OTHER MACHINERY	--		41986		71883		25603		48685
C. PETROLEUM GROUP			1606376		2518969		1349110		2643015
1.CRUDE PETROLEUM	MT	717730	651506	969813	881484	660399	497320	1289906	967703
2.PETROLEUM PRODUCTS	MT	1297384	953318	2203933	1634547	1182033	847162	2313467	1664729
3.GAS NATURAL & MANUFACTURED	--		1552		2939		4627		10583
D. TEXTILE GROUP			136203		260466		98366		201762
1.SYNTHETIC AND REGENERATED FIBRE	KG	33407257	59189	56936341	102638	16982085	32902	30930065	60867
2.SYNTHETIC & ARTIFICIAL SILK YARN	KG	25233210	57043	54249457	118443	17595496	44697	34338469	88202
3.WORN CLOTHING	KG	40395156	11435	72376880	20846	35114725	14464	82919448	33074
4.ARTICLES OF APPAREL & CLOTHING	--		6407		12791		4535		10868
5.BAGS & SACKS OF TEX. MATERIALS	MT	541	652	1012	1439	310	305	785	841
6.JUTE	MT	2910	1477	8145	4309	2793	1464	14915	7910
E. AGRICULTURE/OTH. CHEMICAL GROUP			695148		1233133		504307		1021084
1.ORGANIC CHEMICALS	--		168915		317881		158636		321761
2.INORGANIC CHEMICALS	--		53957		96011		41785		88262
3.DYEING TANNING & COLOUR MATERIAL	KG	11784676	40029	22568949	74198	8619244	27350	18579860	58034

Contd.

10.6 Imports by Selected Commodities in Dollars

(In Thousand Dollar)

GROUPS/COMMODITIES	UNIT	AUGUST, 2014		CUML, FROM JUL, 2014		AUGUST, 2013		CUML, FROM JUL, 2013	
		QUANTITY	VALUE	QUANTITY	VALUE	QUANTITY	VALUE	QUANTITY	VALUE
4.MEDICINAL PRODUCTS	KG	2403200	89863	3707853	140235	2178417	69854	3457199	117822
5.ESSENTIAL OIL, PERFUMES TOILT ETC	KG	8425236	25498	15145741	45097	5059971	19456	9506293	36366
6.FERTILIZER MANUFACTURED	MT	140164	64662	228293	105411	56673	27640	107677	48755
7.PLASTIC MATERIALS	KG	103902414	182770	183986421	330260	63483101	111850	145004046	251472
8.INSECTICIDES	KG	2401879	13285	4224820	23395	1607216	7955	3672836	17540
9.OTHER.CHEMICAL PRODUCTS	--		56169		100644		39779		81072
F. METAL GROUP			292512		525470		180010		373045
1.IRON ORES AND CONCENTRATES	MT	7561	1285	7561	1285	--	--	65338	9001
2.IRON AND STEEL SCRAP	MT	256180	90466	462811	161845	196702	71435	355319	133375
3.NON FERROUS BASE METAL WASTE & SCR	MT	13415	6484	24617	12600	8849	4120	16280	8562
4.IRON AND STEEL	MT	175633	144445	323226	256873	91358	72893	188110	153695
5.ALUMINIUM WROUGHT & WORKED	--		10755		20556		8776		18225
6.MANUFACTURES OF METAL NES	--		39077		72311		22787		50188
G. MISCELLANEOUS ITEMS			530353		830688		336091		767310
1.FEEDING STUFF FOR ANIMALS	KG	94796128	52767	197813822	106919	16748496	10910	33173281	20263
2.HIDES,SKINS AND FURSKINS RAW	KG	1431936	6294	2442191	10868	870000	2917	1974864	6234
3.OIL SEEDS & OLEAGINOUS FRUITS	KG	274428012	155773	281911329	161013	56582642	34686	77481998	48396
4.RUBBER CRUDE INCL.SYNTH/RECLAIMED	KG	11900398	15171	20884475	24965	9354329	13826	17396502	28825
5.WOOD & CORK	--		9125		16248		4834		9378
6.PULP AND WASTE PAPER	KG	22551624	11032	50521267	25668	26943936	13516	53340741	27753
7.FERTILIZER CRUDE	MT	268	119	1445	577	1101	198	1531	328
8.CRUDE ANIMAL&VEGETABLE MATERIALS	KG	7376258	14939	13943561	23960	5518025	9398	12286925	18149
9.COAL, COKE & BRIQUETTES	MT	324541	35766	668840	76551	142981	18294	460993	50330
10.ANIMAL OILS AND FATS	KG	1992957	1935	3457365	3220	1949258	1820	3607835	3179
11.ANIMAL/VEG, FAT OIL WAX ETC NES	KG	1278046	1600	2340191	2905	1507365	1430	2736181	2329
12.RUBBER TYRES & TUBES	NO	503647	32829	857522	53803	327658	17949	706570	34723
13.CORK/WOOD MFG.(EXCL FURNITURE)	KG	9368694	5167	15400756	9031	7273732	3664	14450868	7290
14.PAPER&PAPER BOARD & MANF. THEREOF	KG	44479971	42140	83810219	80146	35318559	30919	64619037	56370
15.CEMENT	MT	5244	1373	7857	2118	1378	306	6057	1223
16.PREFABRICATED BUILDGs,SANITRY,PLG	--		6569		11678		3801		7553
17.FOOTWEAR P	AIR	1278358	6084	2935951	13918	1083938	5206	3024947	12890
18.PROFESSIONAL,SCIENTFIC & CONTROL	--		41493		71156		25339		61816
19.PHOTO EQPT, OPTICAL GOODS N.E.S.	--		4437		10816		5152		9019
20.PRINTED MATTERS	--		45384		49246		114475		189427
21.ARTICLES N.E.S. OF PLASTICS	KG	2803680	9969	5936093	20208	2212548	7333	4071455	13805
22.BABY CARRIAGES, TOYS GAMES ETC.	--		4861		11885		2938		8615
23.OFFICE STATIONERY SUPPLY N.E.S	--		2700		4617		1386		2653
24.JEWELLERY OFGOLD/SILVERSMITH WEAR	--		832		2267		547		2915
25.MUSICAL INSTRUMENTS AND PARTS	--		13675		28252		3945		7035
26.ARTICLES & MFG. OF CAVING ETC.	--		6956		7292		604		1190
27.GOLD.NON-MENETART NOT ORE/CONCEN	GM	31220	1362	31220	1362	16000	702	3324400	135622
ALL OTHER ITEMS	--		245679		497131		202166		599495

10.7 Imports by Selected Commodities in Rupees

(In Thousand Rupees)

GROUPS/COMMODITIES	UNIT	AUGUST, 2014		CUML, FROM JUL, 2014		AUGUST, 2013		CUML, FROM JUL, 2013	
		QUANTITY	VALUE	QUANTITY	VALUE	QUANTITY	VALUE	QUANTITY	VALUE
GRAND TOTAL			469537491		789207624		367645005		750889906
A. FOOD GROUP			28825814		51693450		23815464		51557483
1.MILK AND CREAM	KG	4559676	1079347	10960951	2835231	2452991	450257	6063171	1233204
2.WHEAT UNMILLED	MT	44712	1301713	44712	1301713	29651	1034787	29651	1034787
3.PULSES	KG	51305454	3243120	97500932	6025230	33936082	2317558	84441299	5645924
4.DRY FRUITS	KG	11211771	704601	27716442	1661931	8593603	739701	17775709	1520260
5.SUGAR REFINED	MT	754	47326	1225	76418	721	49603	1173	76614
6.TEA	KG	13188189	2742712	24049206	5026923	9024408	2140731	17801267	4435122
7.SPICES	KG	8991090	689025	19358613	1562155	5440463	476663	14251911	1061249
8.MILK FOOD FOR BABIES,INFT.,INVLD	KG	758701	566856	1434950	1117602	205244	150134	875172	671769
9.BEVERAGES	LTR	1212829	93087	2051116	150364	739697	44522	1404648	84316
10.PALM OIL	KG	198168877	16810054	339456588	29813978	1.79E+08	15086360	398743679	33389621
11.SOYABEAN OIL	KG	15827550	1547972	21853399	2121903	12310800	1325149	22178440	2404618
B. MACHINERY GROUP			89770042		153789190		68992999		129534127
1.POWER GENERATING MACH.	--		8802013		15765301		7986937		13003346
2.AGRICULTURE MACHINERY&IMPLEMENTS	--		1027396		1772265		493894		862123
3.CONSTRUCTION & MINING MACHINERY	--		3599687		6616055		1433025		9172976
4.TEXTILE MACHINERY	--		3717598		7848981		4583784		7985424
5.METAL WORKING MACHINERY	--		465992		1156246		445574		742460
6.GEN INDUSTRIAL MACH & EQU/PARTS NS	--		10597285		19417884		11965158		19779771
7.OFFICE MACH.INCL.DATA PROS. EQUIP.	--		6223475		10064422		1528767		3109832
8.TELECOM & SOUND RECORDING EQUIP	--		15393986		27766983		10967713		21249090
9.ELECTRICAL MACHINERY & APPARATUS	--		10712973		19312927		8271380		15387218
10.ROAD MOTOR VEHICLES	--		12714306		20322835		10140724		17772319
11.RAILWAY VEHICLES	--		1526552		5466132		33908		47372
12.AIRCRAFTS,SHIPS AND BOATS	--		10786362		11127308		8506749		15467579
13.OTHER MACHINERY	--		4202416		7151851		2635387		4954616
C. PETROLEUM GROUP			160781706		250812891		138868080		268873724
1.CRUDE PETROLEUM	MT	717730	65209049	969813	87897315	660399	51190736	1289906	98452631
2.PETROLEUM PRODUCTS	MT	1297384	95417329	2203933	162623445	1182033	87201028	2313467	169346412
3.GAS NATURAL & MANUFACTURED	--		155328		292130		476316		1074682
D. TEXTILE GROUP			13632472		25891595		10125148		20513863
1.SYNTHETIC AND REGENERATED FIBRE	KG	33407257	5924219	56936341	10210593	16982085	3386675	30930065	6196453
2.SYNTHETIC & ARTIFICIAL SILK YARN	KG	25233210	5709388	54249457	11766804	17595496	4600799	34338469	8971981
3.WORN CLOTHING	KG	40395156	1144539	72376880	2072943	35114725	1488786	82919448	3358655
4.ARTICLES OF APPAREL & CLOTHING	--		641300		1271078		466849		1103146
5.BAGS & SACKS OF TEX. MATERIALS	MT	541	65217	1012	142909	310	31349	785	85268
6.JUTE	MT	2910	147809	8145	427269	2793	150689	14915	798360
E. AGRICULTURE/OTH. CHEMICAL GROUP			69577174		122651662		51909867		103833300
1.ORGANIC CHEMICALS	--		16906646		31602805		16328943		32718942
2.INORGANIC CHEMICALS	--		5400576		9549380		4301111		8970848
3.DYEING TANNING & COLOUR MATERIAL	KG	11784676	4006532	22568949	7377388	8619244	2815199	18579860	5898230

Contd.

10.7 Imports by Selected Commodities in Rupees

(In Thousand Rupees)

GROUPS/COMMODITIES	UNIT	AUGUST, 2014		CUML, FROM JUL, 2014		AUGUST, 2013		CUML, FROM JUL, 2013	
		QUANTITY	VALUE	QUANTITY	VALUE	QUANTITY	VALUE	QUANTITY	VALUE
4.MEDICINAL PRODUCTS	KG	2403200	8994383	3707853	13963799	2178417	7190315	3457199	12009878
5.ESSENTIAL OIL, PERFUMES TOILT ETC	KG	8425236	2552069	15145741	4485654	5059971	2002714	9506293	3701691
6.FERTILIZER MANUFACTURED	MT	140164	6471969	228293	10492065	56673	2845096	107677	4966629
7.PLASTIC MATERIALS	KG	103902414	18293375	183986421	32843901	63483101	11513030	145004046	25541671
8.INSECTICIDES	KG	2401879	1329705	4224820	2327099	1607216	818843	3672836	1781898
9.OTHER.CHEMICAL PRODUCTS	--		5621918		10009571		4094617		8243514
F. METAL GROUP			29277438		52259724		18529028		37924300
1.IRON ORES AND CONCENTRATES	MT	7561	128630	7561	128630	--	--	65338	904409
2.IRON AND STEEL SCRAP	MT	256180	9054689	462811	16096515	196702	7353071	355319	13576457
3.NON FERROUS BASE METAL WASTE & SCR	MT	13415	648949	24617	1252342	8849	424062	16280	870346
4.IRON AND STEEL	MT	175633	14457499	323226	25548999	91358	7503095	188110	15621749
5.ALUMINIUM WROUGHT & WORKED	--		1076475		2043382		903300		1852707
6.MANUFACTURES OF METAL NES	--		3911195		7189856		2345500		5098631
G. MISCELLANEOUS ITEMS			53082860		82712232		34594914		77921785
1.FEEDING STUFF FOR ANIMALS	KG	94796128	5281431	197813822	10623731	16748496	1123034	33173281	2062723
2.HIDES,SKINS AND FURSKINS RAW	KG	1431936	629982	2442191	1081228	870000	300251	1974864	633548
3.OIL SEEDS & OLEAGINOUS FRUITS	KG	274428012	15591276	281911329	16108199	56582642	3570349	77481998	4947878
4.RUBBER CRUDE INCL.SYNTH/RECLAIMED	KG	11900398	1518483	20884475	2484680	9354329	1423187	17396502	2930164
5.WOOD & CORK	--		913302		1616079		497578		954139
6.PULP AND WASTE PAPER	KG	22551624	1104239	50521267	2548085	26943936	1391243	53340741	2821728
7.FERTILIZER CRUDE	MT	268	11876	1445	57082	1101	20356	1531	33404
8.CRUDE ANIMAL&VEGETABLE MATERIALS	KG	7376258	1495234	13943561	2385157	5518025	967331	12286925	1846622
9.COAL, COKE & BRIQUETTES	MT	324541	3579817	668840	7603443	142981	1883041	460993	5101867
10.ANIMAL OILS AND FATS	KG	1992957	193667	3457365	320461	1949258	187306	3607835	323920
11.ANIMAL/VEG, FAT OIL WAX ETC NES	KG	1278046	160100	2340191	288880	1507365	147164	2736181	237519
12.RUBBER TYRES & TUBES	NO	503647	3285886	857522	5354984	327658	1847526	706570	3532901
13.CORK/WOOD MFG.(EXCL FURNITURE)	KG	9368694	517180	15400756	898382	7273732	377117	14450868	741502
14.PAPER&PAPER BOARD & MANF. THEREOF	KG	44479971	4217801	83810219	7967237	35318559	3182551	64619037	5739826
15.CEMENT	MT	5244	137422	7857	210972	1378	31465	6057	123584
16.PREFABRICATED BUILDGS,SANITRY,PLG	--		657528		1161547		391267		768251
17.FOOTWEAR P	AIR	1278358	608930	2935951	1381777	1083938	535851	3024947	1307941
18.PROFESSIONAL,SCIENTIFIC & CONTROL	--		4153065		7079367		2608192		6273267
19.PHOTO EQPT, OPTICAL GOODS N.E.S.	--		444101		1073430		530274		918799
20.PRINTED MATTERS	--		4542470		4923500		11783240		19314074
21.ARTICLES N.E.S. OF PLASTICS	KG	2803680	997757	5936093	2007930	2212548	754797	4071455	1405122
22.BABY CARRIAGES, TOYS GAMES ETC.	--		486537		1179457		302376		872800
23.OFFICE STATIONERY SUPPLY N.E.S	--		270281		459334		142692		269974
24.JEWELLERY OFGOLD/SILVERSMITH WEAR	--		83286		224807		56264		294217
25.MUSICAL INSTRUMENTS AND PARTS	--		1368722		2806787		406040		716583
26.ARTICLES & MFG. OF CAVING ETC.	--		696200		729407		62123		121015
27.GOLD.NON-MENETART NOT ORE/CONCEN	GM	31220	136290	31220	136290	16000	72297	3324400	13628417
ALL OTHER ITEMS	--		24589985		49396880		20809504		60731324

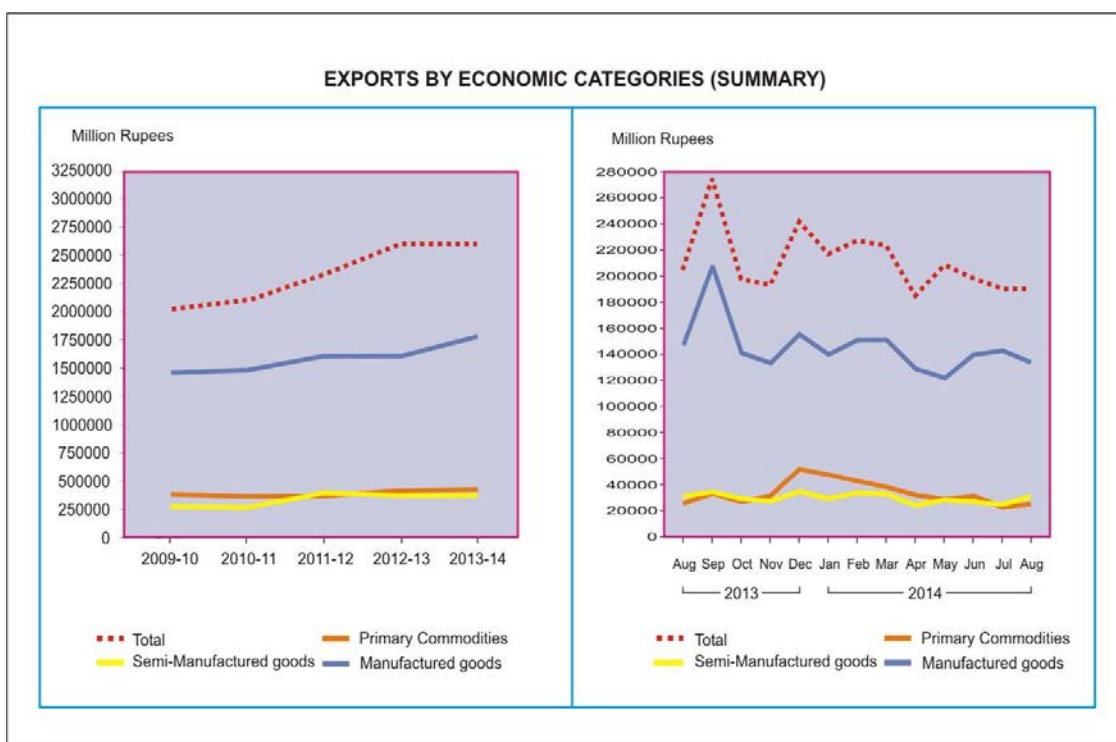
10.8 Exports by Economic Categories (Summary)

(Million Rupees)

Year/Month	Total	Primary commodities	Semi-manufactured goods	Manufactured goods
2009-10	1617457.6	287490.6	170608.5	1159358.5
2010-11	2120846.7	377535.7	274500.4	1468810.5
2011-12	2110605.5	362404.4	261151.3	1486369.7
2012-13	2366477.8	364127.0	391151.3	1611199.5
2013-14	2583463.2	420496.3	369066.1	1793900.8
2013 Aug	204136.9	25828.4	31334.8	146973.7
Sep	275482.9	33398.9	34272.0	207812.0
Oct	197939.6	27225.9	29689.6	141024.1
Nov	193132.7	31550.7	27834.4	133747.6
Dec	241842.6	51907.1	34500.2	155435.3
2014 Jan	217160.3	47913.8	29216.5	140030.0
Feb	227292.7	42828.9	33637.5	150826.3
Mar	223104.2	38377.1	33432.4	151294.7
Apr	185909.4	31936.4	24369.5	129603.5
May	208315.8	28812.4	28424.6	151078.9
Jun	198680.7	31132.4	27268.3	140280.1
Jul	189756.5	22490.4	24718.8	142547.3
Aug *	190351.2	25366.2	31020.3	133964.7

Note: Total may not tally due to rounding of figures.

* Provisional



10.9 Export by Economic Categories (Details)

(In Thousand Rupees)

COMMODITIES	AUG., 2014	CUML.FROM JULY 2014	AUG., 2013	CUML.FROM JULY 2013
GRAND TOTAL	190,351,247	380,107,761	204,136,886	414,602,234
A. PRIMARY COMMODITIES:	25,366,180	47,856,559	25,828,447	55,412,724
RAW COTTON (INCLUDING LINTER & WASTE)	1,894,519	2,274,910	2,849,056	4,186,524
RAW WOOL (INCLUDING ANIMAL HAIR)	73,861	202,246	96,688	238,537
FISH	1,951,704	3,938,926	2,393,529	4,237,312
RICE	10,462,055	22,830,343	11,640,326	26,794,295
HIDES & SKINS (INCLUDING FUR SKINS)	33,764	82,342	42,569	114,476
FRUITS & VEGETABLES	2,791,439	5,428,140	4,324,903	8,385,160
SPICES	277,146	710,998	206,673	707,915
TOBACCO UN-MANUFACTURED	123,220	220,778	63,862	383,160
OTHER PRIMARY COMMODITIES	7,758,472	12,167,876	4,210,842	10,365,345
B. SEMI-MANUFACTURES:	31,020,273	55,739,101	31,334,771	66,421,249
COTTON YARN	15,904,235	29,169,151	19,830,306	40,225,293
LEATHER	3,762,161	7,607,590	4,106,419	8,640,107
MOLASSES	105,423	358,260	157	483,095
OIL CAKES	203,913	506,763	573,192	632,221
AGAR, AGAR DUST & WOOD				
HENNA LEAVES & POWDER	2,764,619	2,792,776	7,501	50,050
OTHER SEMI MANUFACTURES	8,279,923	15,304,560	6,817,197	16,390,483
C. MANUFACTURED GOODS:	133,964,794	276,512,101	146,973,668	292,768,262
COTTON THREAD	297,602	377,325	74,260	419,918
COTTON FABRICS WOVEN	19,188,401	39,995,607	24,143,428	47,268,797
TEXTILE FABRICS (OTHER THAN COTTON FAB)	2,626,462	5,923,507	3,553,856	7,451,432
WOOLLEN CARPETS	697,936	1,620,992	1,126,708	2,281,106
TAPESTRIES	30	2,607		
MANUFACTURE OF LEATHER	5,141,019	12,265,997	6,389,260	13,099,658
FOOTWEAR	1,022,558	2,562,489	1,111,896	2,151,797
SPORTS GOODS (EXCLUDING INDOOR GAMES)	1,180,950	3,122,792	1,185,795	2,584,931
TOBACCO MANUFACTURED	7,385	17,405	12,537	47,148
MEDICAL INSTRUMENT N.E.S.	171,707	359,278	210,243	469,355
FRUIT & VEGETABLE PREPARATIONS	713,663	1,112,822	685,376	1,517,113
FISH PREPARATIONS	24,611	128,955	867	177,017
CEREAL PREPARATIONS	401,308	854,414	635,100	1,049,196
GUAR PRODUCTS	454,346	1,147,662	535,955	1,616,395
FLOUR & MEAL OF OIL SEEDS	1,431	3,942	892	41,110
FISH MEAL & MEAT MEAL	2,096	27,442	84,881	105,509
PETROLEUM PRODUCTS	12,246,048	14,111,961	12,995,531	13,069,873
CHEMICAL & CHEMICAL PREPARATIONS	10,224,138	18,508,825	9,495,892	19,988,476
MACHINERY & TRANSPORT EQUIPMENT	1,946,318	4,374,355	2,740,222	6,107,710
ARTICLES OF APPAREL AND CLOTHING				
ACCESSORIES (INCLUDING HOSIERY)	30,949,305	72,239,843	33,239,156	71,011,513
OTHER MANUFACTURED GOODS	46,667,478	97,753,880	48,751,813	102,310,209

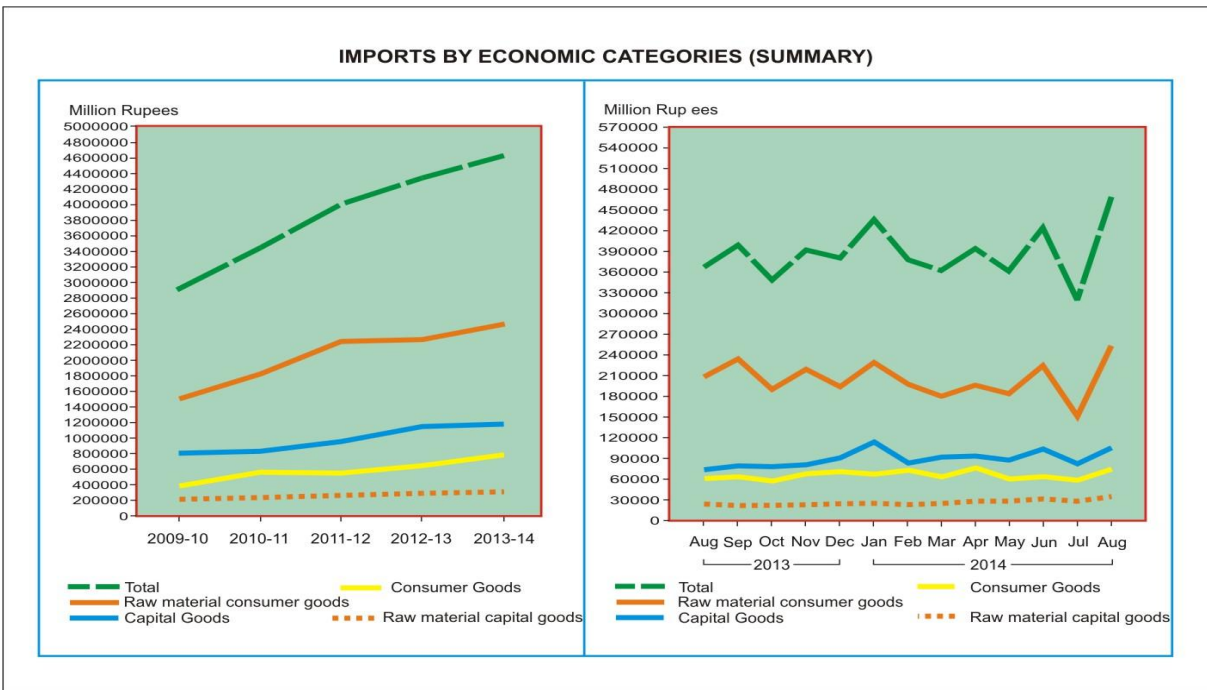
10.10 Imports by Economic Categories (Summary)

(Million rupees)

Year/Month	Total	Consumer goods	Raw material		Capital goods
			Consumer goods	Capital goods	
2009-10	2910975.3	380826.6	1509081.1	209051.4	812016.2
2010-11	3455285.6	560512.2	1826243.4	239525.0	829005.0
2011-12	4009093.0	552018.1	2251624.0	261940.8	943510.1
2012-13	4349879.5	652553.3	2353818.1	293733.6	1049774.5
2013-14	4630520.8	780192.2	2462189.2	306810.4	1081329.0
2013 Aug	367645.0	61538.9	208163.2	24123.1	73819.8
Sep	399041.6	64145.1	234234.5	21539.6	79122.3
Oct	348471.0	57420.3	190642.1	22097.5	78311.1
Nov	392509.9	68645.2	219302.3	23430.2	81132.2
Dec	380944.2	71020.3	194209.3	24707.2	91007.4
2014 Jan	435995.2	67437.2	228951.9	25427.0	114179.1
Feb	377909.2	72862.9	197700.0	23455.1	83891.2
Mar	362608.8	63065.0	180810.2	26068.0	92665.6
Apr	395104.7	76731.4	196417.9	28438.1	93517.3
May	361817.2	60689.4	183940.7	28892.1	88294.9
Jun	425228.9	63467.4	225864.1	31886.7	104010.7
Jul	319670.1	58685.3	151072.0	27793.8	82119.0
Aug *	469537.5	75373.3	253760.6	34750.0	105653.6

Note: Total may not tally due to rounding of figures.

* Provisional



10.11 Imports by Economic Categories (Detail)

(In Thousand Rupees)

ITEMS	AUG., 2014	FROM JUL- 2014	AUG., 2013	FROM JUL- 2013
GRAND TOTAL	469537491	789207624	367645005***	750889906
1. CONSUMER GOODS TOTAL	75373306	134058652	61538867*	114707790
010190 OTHER LIVE ANIMALS		6771		6000
010511 FOWLS OF SPECIES WT UPTO 185G	51395	70987	151728	259979
010599 OTH LIVE POULTRY	47439	139603	129668	154179
020210 CARCASSES OF BOVIN ANIMAL FROZ			6592	6592
020220 OTH CUTS WITH BONE IN,BOV FROZ	7048	7687	833	1742
020230 MEAT BOV ANIMAL FROZE BONELESS	17812	63107	32628	72483
020430 CARCASSES OF LAMB,FROZEN		12		
020610 EDIBLE OFFAL OF BOV ANIMAL F/C	16556	38682	5187	6899
020622 LIVERS OF BOV ANIMALS FROZEN	2685	5269	267	267
020629 O, EDIBLE OFFAL BOV ANI FROZEN			130	130
020714 CUTS & OFFAL OF FOWLS FROZEN			5595	5595
020727 CUT & OFFAL OF TURKEY,FROZEN		686	971	971
020745 OTH DUCK MEAT FROZEN	1955	1955	2282	2282
030111 ORNAMENTAL FISH	2018	3725	1341	3030
030199 OTHER LIVE FISH	212	358	319	401
030219 OTH SALMO FISH,EXCL LIVER F/CH				12
030229 O.FLAT FISH,EX.LIVER&ROES.F/CH	37	65	72	149
030239 OTH TUSAS EXCL LVR/ROES FR/CHL			3	3
030319 O.SALMONIDAE FROZ,EX.LIVER&ROE		25		
030339 OTH FLAT FISH,EXCL LIVERS FROZ	65834	99540	27853	43804
030363 COD FISH EXCL LVR/ROES FROZEN		23		
030439 OTH FISH FILLET/MEAT FRESH/CHI				2034
030462 FROZE FILLET/MEAT.CATFISH FISH			6649	18989
030479 FROZ FILLET O.BREGMACER FAMILY				16
030487 FROZEN FILLETS/MEAT OF TUNAS	58	160		
030489 FROZEN FILLET/MEAT OF OTH FISH	15	15		
030499 OT FISH FILET/MEAT FRE/CH/FROZ	19358	32256	9800	16344
030520 LIVERS&ROES,DRIED,SMOKED,SALT		10	16	16
030579 OTHER EDIBLE FISH OFFALS			19	19
030611 ROCK LOBSTER&SEA CRAWFISH FROZ		35		
030614 CRABS FROZEN FIT FOR HUMAN CON		16		
030616 COLD WATER SHRIMPS&PRAWNS FROZ	414	414	890	890
030890 OTHER AQUATIC INVERTEBRATES		10		
040110 MILK&CREAM OF A FAT UPTO 1%		34	295	365
040120 MILK & CREAM OF A FAT 1% TO 6%				303
040150 MILK & CREAM.FAT-EXCEEDING-10%		534	2357	2357
040210 MILK&CREAM IN POWDER FAT 1.5%	841976	2407146	279012	851320
040221 MILK&CREAM IN POWDER>1.5% FAT	11567	34512	8685	51867
040229 OTH,MILK&CREAM IN POWDER>1.5%	2101	3557	171	2257
040291 OTH MILK/CREAM NOT SOLID/SWEET	800	8324		937
040299 OTH MILK/CREAM SOLID,SWEETEND	16762	45739	25109	53445
040310 YOGURT	355	1928	192	993
040390 BUTTER MILK,CURDLED MILK/CREAM	30	50	126	200
040410 WHEY AND MODIFIED WHEY CON SUG	193833	305297	125446	252473
040490 OTH PRODUCT CONSIST NATUR MILK	7129	21243	6066	11961
040510 BUTTER	3085	14063	3970	3986
040590 OTH FATS&OIL DERIVED FR MILK	40	53	85630	85710

Contd.

10.11 Imports by Economic Categories (Detail)

(In Thousand Rupees)

ITEMS	AUG., 2014	FROM JUL- 2014	AUG., 2013	FROM JUL- 2013
040610 FRESH CHEESE INCL WHEY,CURD	11296	31646	17178	31785
040620 GRATED OR POWDER CHEESE		90	4	4
040630 PROCESSED CHEESE NOT GRATED	37615	69212	26163	48879
040690 OTHER CHEESE			208	456
040711 FERTILIZED EGGS FOR INCUBATION		366		6837
040719 FERTILIZED EGGS OF OTHER BIRDS		52798		
040790 OTH BIRD EGG IN SHELL FR/COKED		25		
040811 EGG YOLKS,DRIED	1113	1113		
040891 OTH BIRDS,EGG,NOT IN SHELL DRY			260	260
040900 NATURAL HONEY	7410	14696	2930	3788
070110 POTATO SEEDS				64
070190 POTATOES,FRESH OR CHILLED	1016664	3892869	9875	11346
070200 TOMATOES,FRESH OR CHILLED	93254	99370	1656358	1866993
070310 ONIONS AND SHALLOTS	129204	166750	273773	278000
070320 GARLIC	710031	885636	514056	701600
070390 LEEK,OTH ALLIACEOUS VEGETABLES	21486	21486		
070410 CAULIFLOWERS & HEADED BROCCOLI	423	592	149	540
070490 OTH;EDIBLE BRASSICAS,FRESH/CHI	700	7831	33033	88001
070511 CABBAGE LETTUCE(H-LETUC)SALAD	652	1507	591	822
070519 OTHER; LETTUCE	233	233		936
070610 CARROTS AND TURNIPS	83	115	548	586
070690 OTH SALAD.BEETROOT,RADISH ETC	142	256	62	147
070700 CUCUMBERS&GHERKINS,FRESH/CHL	185	185	49	49
070810 PEAS FRESH OR CHILLED	50	4070	1099	2481
070820 BEANS (SAME),FRESH OR CHILLED	11	143	123	213
070890 OTH LEGUMINOUS VEGETABLE FR/CH			1169	1169
070920 ASPARAGUS,FRESH OR CHILLED	60	91	64	123
070930 AUBERGINES FRESH OR CHILLED	1	1	2	38
070951 MUSHROOMS,FRESH OR CHILLED	308	442	83	143
070959 OTH MUSHROOMS&TRUFFL FRESH/CH			27	39
070960 FRUIT OF GENUS CAPSICUM F/CHLL	619	2163	1399	2552
070999 OTH VEGETABLES FRESH/CHILLED	134	3676	158	264
071029 OTH LEGUMINOUS VEGETABLES FROZ	95	95	25	68
071040 SWEET CORN, FROZEN	442	445	1336	1845
071080 OTHER VEGETABLES,FROZEN	125	173		
071090 MIXTURE OF VEGETABLES,FROZEN	107	261		
071120 OLIVES PROVISIONALLY PRESERVED			159	159
071159 OTH MUSHROOMS & TRUFFLES	34	34		
071220 ONION; WHOLE DRIED,CUT	8608	19758	446	3174
071231 MUSHROOM GENUS AGARICUS DRIED	921	1807		
071239 OTH TRUFFLE DRYCUT WHOLE SLIC	4748	4748	13	206
071290 OTH VEGETABLE MIXTURE DRIED	15131	18301	11247	20521
071310 PEAS DRIED SHELLED	787411	2011923	457981	1715076
071320 CHICK PEAS DRIED SHELLED	259221	422226	189675	609868
071331 BEANS OF SPECIES VIGNA MUNGO		1741	2919	6129
071333 KIDNEY BEANS,INCL WHITE BENAS	580810	895921	526036	1287461
071339 OTHER BEANS	7938	17369	36305	60316
071340 LENTILES	1218296	1834575	451928	954929
071350 BROAD BEANS & HORSE BEAN			1816	9230
071390 OTH DRIED LEGUMINOUS VEGETABLE	389442	841476	650897	1002915
071490 OTHER ROOTS AND TUBERS			334	334
080111 DESICCATED, COCONUTS	68923	165946	16410	56254

Contd.

10.11 Imports by Economic Categories (Detail)

(In Thousand Rupees)

ITEMS	AUG., 2014	FROM JUL- 2014	AUG., 2013	FROM JUL- 2013
080119 OTHER COCONUTS	48034	60394	27593	48239
080132 CASHEW NUT SHELLED	8302	13392	10713	20638
080211 ALMOND IN SHELL	68584	123086	30574	70792
080212 ALMOND,SHELLED (GIRI).		16518	69680	146931
080231 WALNUTS IN SHELL(AKHROTE)				389
080251 PISTACHIO IN SHELL	2558	6434	17631	35787
080252 PISTACHIO SHELLED			760	2936
080280 ARECA(BETAL NUTS)	586961	1370895	584099	1185041
080290 OTHER EDIBLE NUTS		148		440
080310 PLANTAINS,FRESH OR DRIED	531	7660	2105	4762
080390 OTHER BANANS FRESH OR DRIED	8731	72387		
080410 DATES	9650	12069	207	24382
080420 FIGS	640	660		
080430 PINEAPPLES	60	143	301	301
080450 GUAVAS,MANGOES,MANGOSTEN F/DRY	403	1195		
080510 ORANGES	4422	6707	673	2108
080520 MANDARINS,CLEMENTIN ETC FR/DRY				
080540 GRAPEFRUIT,INCLUDING POMELOS		437	300	370
080550 LEMONS AND LIMES		77	80	794
080610 GRAPES, FRESH	465404	809252	286514	413394
080620 GRAPES, DRIED	1592	1592	1184	3930
080711 WATERMELONS	71340	181547	36424	63567
080719 OTHER MELONS		1325	6105	6259
080810 APPLE, FRESH		17767	3012	21988
080830 PEARS FRESH	612	652	2080	2091
080910 APRICORTS;FRESH(KHUBANI)	240314	628300	65313	287089
080921 SOUR CHERRIES; FRESH	17	17		
080940 PLUMS AND SLOES			13	13
081010 STRAWBERRIES,FRESH				
081050 KIWIFRUIT, FRESH		26	54	113
081090 OTHER FRESH FRUITS	606	777	1467	1777
081110 STRAWBERRIES,FROZEN		91	315	315
081120 RASBERRY,BL.BERRY MULBERRY FRZ	3160	3284		
081190 OTHER FRUITS AND NUTS,FROZEN			17	58
081290 OTH FRUIT/NUTS PRESERVED PROVI	18	18		
081310 APRICOTS DRIED	82	179		16
081320 PRUNES DRIED	63	63		488
081330 APPLES DRIED	5190	5190		
081340 OTHER DRIED FRUITS	21367	43455	22955	48052
081350 MIXTURE OF NUTS,DRIED FRUITS		270		59
090121 COFFEE,ROAST,NOT DECAFFEINATED		1288	206	431
090122 COFFEE ROASTED,DECAFFEINATED	22	22		
090190 OTH COFFEE HUSKS/SKIN/COFE SUB	5031	5469	190	216
090210 GREEN TEA PACK < 3 KG	132	814	261	661
090220 OTHER GREEN TEA(NOT FERMENTED)	59221	137436	41211	71910
090230 BLACK TEA & PARTLY FERMENT TEA	876	876	42	2964
090240 OTH BLACK TEA,OTH PARTLY F.TEA	2682484	4887797	2099217	4359587
090300 MATE		44	12	31
090411 PEPPER,NEITHER CRUSH NOR GROND	125699	331550	121373	257277
090421 FRUIT OF GENUS CAPSICUM DRIED	14777	95181		821
090422 FRUIT OF GENUS CRUCHED/GROUND	466	8244		2048
090611 CINNAMON NOT CRUSHED OR GROUND	634	1185	1101	2260

Contd.

10.11 Imports by Economic Categories (Detail)

(In Thousand Rupees)

ITEMS	AUG., 2014	FROM JUL-2014	AUG., 2013	FROM JUL-2013
090619 OTHER CINNAMON	63004	109406	33336	80309
090620 CINNAMON & TREE FLOWER, CRUSHED				25
090710 CLOVES NEITHER CRUSHED/GROUND	5827	16585	7011	19440
090811 NUTMEG NEITHER CRUSHED/GROUND	5838	12255	7122	12332
090812 NUTMEG CRUSHED & GROUND	151	151	2074	2074
090821 MACE NEITHER CRUSHED/GROUND	11353	16231	9627	11900
090831 CARDAMOMS NITHER CRUSHED/GRO	41319	65128	55986	85232
090921 SEEDS-CORIANDER NITHER CRU/GRO	25913	49980	7790	26669
090922 SEEDS-CORIANDER CRUSHED/GROUND	1220	1698		606
090931 SEEDS OF CUMIN (WHITE ZEERA)	54922	112615	22520	46359
090932 SEEDS CUMIN.CRUSH/GRO(W.ZEERA)	269	806		
090961 CARAWAY, ANISE, FENL, JUNI.N-CR/G	19804	28005	1982	12657
091011 GINGER NEITHE CRUSHED/GROUND	305015	691899	206586	493870
091012 GINGER. CRUSHED OR GROUND	628	940		
091030 TURMERIC (CURCUMA)	11598	18888		7120
091091 MIXTU OF PROD H-09.04 TO 09.10			129	129
091099 OTHER SPICES	588	1407	26	124
100119 DURUM WHEAT	1301713	1301713	1034787	1034787
100390 OTHER BARLEY	41	41	9467	10385
100490 OTHER OATS	58529	87087		
100510 SEED, MAIZE	56053	953227	2097	254461
100590 OTHER MAIZE (CORN)	867	1954	11573	11573
100610 RICE IN HUSK (PADDY OR ROUGH)		4084	12087	12087
100630 SEMI/WHOLLY MILLED RICE/POLIS	1437	6496	16432	28677
100640 BROKEN RICE	404	692		
100710 SEED GRAIN SORGHUM(JAWAR)	1839	1839		
100790 OTHER GRAIN SORGHUM(JAWAR)	1580	1580		1194
100810 BUCK WHEAT			103	103
100821 MILLET (BAJRA)		1851	1655	14463
100829 OTHER MILLET (BAJRA)	2034	13811	1947	9326
100830 CANARY SEED	1757	2655		1924
100890 OTHER CEREALS				1172
110100 WHEAT OR MESLIN FLOUR	13469	39428	8443	29058
110220 MAIZE (CORN) FLOUR		50		
110290 OTHER CEREAL FLOUR	169	527	1441	1441
110311 GROATS AND MEAL OF WHEAT		1029		
110313 GROATS&MEAL OF MAIZE (CORN)	2232	2232	767	767
110412 ROLLED OR FLAKED, OATS.	53	135		
110419 ROLLED/FLAKED GRAIN/OTH CEREAL		43		
110422 OTHER WORKED GRAIN OF OATS	4078	7481	1161	3063
110423 OTH WORK GRAIN OF MAIZE (CORN)	29	29		
110429 OTH WORK GRAIN OF OTH CEREALS	1128	1128		3634
110510 FLOUR, MEAL&POWDER OF POTATOES	41520	76436	24043	53220
110520 FLAKE, GRANULE/PELLETS POTATOES		1359		46
110620 FLOUR, MEAL POWDER OF SAGO/ROOT	34	34		
121120 GINSENG ROOTS		339		
121229 OTHER SEAWEDS& OTHER ALGAE			4204	4204
121299 OTHER FRUIT STONE&KERNELS/VEG	107	212		
121300 CEREAL STRAW & HUSKS, IN PELLET	121978	180011	25470	49392
121410 LUCERNE (ALFALFA) MEAL&PELLETS		3910		
121490 OTH SWEDES, MANGOLDS, FODDER, HEY	82	82		
130120 GUM ARABIC	2308	2578	151	36798

Contd.

10.11 Imports by Economic Categories (Detail)

(In Thousand Rupees)

ITEMS	AUG., 2014	FROM JUL- 2014	AUG., 2013	FROM JUL- 2013
160210 HOMOGENISED PREP MEAT/EDB MEAT		120		
160232 OTH PREP/PRESV MEAT OF FOWLS	41351	75043	38971	65778
160239 OTH PREP/PRESV,MEAT OTH POLTRY	6112	12067	118	147
160250 OTH PREP/PRES MEAT BOVIN ANIML	5886	6171	1535	1565
160411 SALMON,FISH,WHOLE/PIE NOT MICE		36		7
160413 SARDINE,BRISL/SPRAT W/P N-MINC		27		
160414 TUNAS,SKIPJACK,BONITO,WHOLE/PC	76	227	17	18
160419 OTH FISH,WHOLE/PIECE NOT MINCE	1056	2336	2822	3462
160420 OTH FISH PREPARED PRESERVED	517	1015		634
160510 CRAB,PREPARED OR PRESERVED.	82	143		
170112 BEET SUGAR RAW NOT CONT FLAVOR	32	76		62
170191 O.CANE/BEET SUGAR CON.FLAV/COL				2852
170199 OTH CANE/BEET SUGAR PURE SUC	47326	76418	49603	73761
170211 LACTOSE & LACTOSE SYRUP WT 99%	92106	180048	74938	211673
170219 OTH,LACTOSE AND LACTOSE SYRUP	7978	9369	1561	7304
170230 GLUS SYP,DRY STAT FRVCT <20%	45098	124574	31345	74145
170240 GLUCOSE/GLUCOSE SYRUP<20% FRUC		682		
170250 CHEMICALLY PURE FRUCTOSE			213	213
170260 OTH FRUCTOS SYP,50% WT OF FRAC	141	141		
170290 OTH SUGAR INCL INVERT SUGAR	104766	157163	19491	72018
170310 CANE MOLASSES			290	290
170410 CHEWING GUM,WH/NOT SUGA COATED	12102	24747	4170	11855
170490 OTH SUGAR CONFECT NOT CON COCA	55279	111555	42090	79201
180100 COCOA BEANS,WHOLE,BROKEN,ROAST			6	6
180310 COCOA PASTE,NOT DEFATTED(LICOR	38978	77130		34818
180400 COCOA,BUTTER,FAT AND OIL	90998	168970	44566	45389
180500 COCOA POWDER,NOT CON ADDED SUG	92730	140173	101466	167889
180610 COCOA POWDER,CON ADDED SUGAR		53	35	35
180620 OTH PREPA WT2KG,PAS,BLOCK SLAB	114123	223452	11326	93636
180631 OTH FOOD PREP COCOA BARS FILD	15753	29266	24658	31479
180632 OTH FOOD PREP COC BAR NOT FILD	2291	4194	243	1004
180690 OTH,FOOD PREP CONT COCOA LIQUD	19866	39303	9305	13350
190110 FOOD PREP FOR INFANT USE	566856	1117602	150134	671769
190120 MIXES&DOUGHS FOR PREP BAKER	6891	13231	5305	6650
190190 OTH FOOD PREP OF FLOUR,MEAL	196592	369659	207939	295694
190211 UNCOOK PASTA,NUT STUFD CON EGG	53	114	241	241
190219 OTHER,UNCOOKED PASTA.	2611	5541	985	1693
190230 OTHER PASTA	5496	6798	1306	2900
190240 COUSCOUS WHETER OR NOT PREPARE				3
190300 TAPIOCA&SUBSTI PRE FRM STARCH	13682	20232	8419	12075
190410 PREP FOOD,SWLL/ROAS OF CEREALS	10183	19203	14374	29589
190420 PREP FOOD UNROAST CEREAL FLAKE	2946	2946	17	67
190490 OTH PREP FOOD OBTAIN BY CEREAL	22596	39228	2447	8072
190510 CRISPBREAD AND BUNS	80	80	17	20
190531 SWEET BISCUITS	4318	6386	2126	6133
190532 WAFFELS AND WAFERS	2166	13802	3332	13493
190540 RUSK,TOASTED BREAD & PRODUCTS	2866	3993	8119	13796
190590 OTHER BACKERY PRODUCTS	46816	62067	9483	21753
200110 CUCUMBER,GHERKINS PREP/PRESERV		23		1204
200190 OTH VEG FRUIT,NUT,PRES VIN/ACE	1313	3437	1712	2533
200210 TOMATOES,WHOLE/PIECE,PREP/PRSV	72	92		86
200290 OTH,TOMATO/PRE/PRS O/TH VINGER	16888	46444	20454	54674

Contd.

10.11 Imports by Economic Categories (Detail)

(In Thousand Rupees)

ITEMS	AUG., 2014	FROM JUL- 2014	AUG., 2013	FROM JUL- 2013
200310 MUSHROOM,PREP/PRSV O/TH VINHER	5354	6922	2381	2396
200390 OTH MUSHROOM&TRUFFLE PREPARED	310	346		648
200410 POTATO,PREP/PRSV,O/TH VINGERS	31100	63409	37501	86541
200490 OTH VEG MIX/VEG PREP O/TH VING	13833	16638	14151	33194
200510 HOMOGENIZED VEGETABLES	10	273		2
200520 POTATO PREP O/TH VING NOT FROZ	2159	3416	283	2223
200540 PEAS PREP O/TH VINGER NOT FROZ	885	932	30	30
200551 BEAN SHELDED PREP O/TH VING N/FZ	320	718		19
200559 OTH BEAN PREP O/TH VING NOT FZ	190	467	145	450
200560 ASPARAGUS,PREP O/TH VING N-FZ				3
200570 OLIVES PREP O/TH VING NOT FROZ	6587	19693	4897	20703
200580 SWEET CORN,PREP/PRESV NOT FROZ	4472	7947	1998	3723
200591 OTH VEGETABLES& MIXTURE OF VEG	97	118		14
200599 OTH VEGE PREPARED OR PRESERVED	695	4198	625	2383
200600 VEG,FRUIT,NUTS,PEEL PRE BY SUG	225	656	167	248
200710 HOMOGENISED PREPARATIONS	28	156	43	176
200791 OTH,CITRUS FRUIT COOKED PREP				129
200799 OTH JAM,FRUIT,JELLY,MARMALADE	1663	7027	15158	20239
200811 GROUND NUTS,PREP/PRESERVED	24	67	1543	1607
200819 OTH NUTS/SEED INCL MIXTURES	1763	5821	794	1996
200820 PINEAPPLES,PREPARED/PRESERVED	48747	110727	12125	62341
200830 CITRUS FRUIT,PREPARE/PRESERVED		23431	12415	27381
200840 PEARS,PREPARED OR PRESERVED	1229	2007	815	1541
200860 CHERRIES,PREPARED OR PRESERVED	1995	4856	2185	4069
200870 PEACHES,PRPARED OR PRESERVED	731	12598	14376	24680
200880 STRAWBERRIES,PREPARE/PRESERVED	815	1896	544	1910
200897 MIXTURES OF FRUITS,NUTS&PLANTS	37432	92455	33318	67571
200899 OTH FRUITS,NUT/EDIBLE PLANTS	3122	6065	263	4396
200911 ORANGE JUICE,FROZEN	335	3735		
200919 OTHER ORANG JUICE	96161	183302	55800	101296
200921 GRAPEFRUIT JUICE,BRIX VAL=20		2	40	40
200929 OTHER GRAPE FRUIT,JUICE	6	25	85	409
200931 JUICE OF ANY SINGL CITRUS FRUIT			504	504
200939 OTH JUICE OF ANY CITRUS FRUIT	2525	2525		1138
200949 OTHER PINEAPPLE JUICE	9388	25670	3104	15580
200950 TOMATO JUICE			49	64
200961 GRAPE JUICE INCL GRAPE MUST		448		
200969 OTHER GRAPE JUICE	66517	156010	42437	74921
200971 APPLE JUICE ,BRIX VAL=20		1513		
200979 OTHER APPLE JUICE	7427	41984	17327	37304
200989 OTHER JUICE OF FRUIT/VEGETABLE	14119	35039		644
200990 MIXTURES OF JUICES	5791	12511	10812	19075
210111 EXTRACT,ESSENCE/CONC COFEE/PRE	3648	10653	22798	24616
210112 PREP WITH A BASIS OF EXTRA/COF	24	402	673	1376
210120 EXTACT,ESSENCE ETC OF TEA MATE	1487	6860	54	54
210210 ACTIVE YEASTS	53788	80875	27397	57922
210220 INACTIVE YEASTS,OTH SINGL CELL		5	830	1989
210230 PREPARED BAKING POWDERS	2510	5659	1731	1731
210310 SOYA SAUCE	22687	35495	12373	17589
210320 TOMATO KETCHUP/OTH TOMATOSAUCE	3405	7116	4507	7406
210330 MUSTARD FLOUR/MEAL/PREP MUSTAR	504	1251	241	2154
210390 OTH SAUCES PREP/MIX SEASONING	19931	40129	18910	21744

Contd.

10.11 Imports by Economic Categories (Detail)

(In Thousand Rupees)

ITEMS	AUG., 2014	FROM JUL- 2014	AUG., 2013	FROM JUL- 2013
210410 SOUPS/BROTHS & PREP THEREOF	49	609		35
210420 HOMOGENISE COMPOSITE FOOD PREP	6	18		9
210500 ICE CREAM,OTH EDIBLE ICE	4795	6866	2799	4726
210610 PROTEIN CONCENTRATE/TEXT PROTIN	1279	4580	4283	5964
210690 OTH FLAVOURING POWDER/CONCT	472521	773503	260401	702996
220110 MINERAL WATERS/AERATED WATERS	1961	4918	635	1890
220190 OTH,NATURAL/ARTIFICIAL WATERS	1396	1436	81	841
220210 WATER,MINERAL/AERATED WATER	65071	106249	32113	49122
220290 OTH WATER/OTH NON ALCOLIC BEVG	17544	29599	3240	16797
220300 BEER MADE FROM MALT	2071	3058	3593	5589
220410 SPARKLING WINE	372	391	1425	2456
220421 OTH WINE OF FRESH GRAPES<2LT	163	163		
220820 SPIRIT OBT BY DISTIL GRAPEWINE	1491	1491		
220830 WHISKIES	2059	2071	2035	4448
220840 RUM&OTH SPIRITS DISTILL SUGAR	44	46		
220850 GIN AND GENEVA	126	142	289	588
220860 VODKA	471	472	221	245
220870 LIQUEURS AND CORDIALS	128	128	199	217
220890 OTH SPIRIT/SPIRITOUS BEVERAGES	189	201	691	2123
220900 VINEGAR&SUBSTITUTE,ACTIC ACID	994	3595		1482
230110 FLOURS,MEALS,PELLETS,OF MEAT		7		
230120 FLOURS,MEALS,PELLETS,OF FISH	6182	12079		
230240 BRAN SHARP RESIDUE OF OTH CERL		854		
230330 BREWING/DISTILLING DREGS/WASTE	24459	24459		
230400 OIL-CAKE/OTH S/RESID SOYABEAN	4418780	8780068	775881	1384089
230641 OIL CAKE/OTH RESID COLZA SEEDS	2745	133065	28663	28663
230649 OIL CAKE/OTH RESID RAPE SEEDS	5970	54645	38906	66138
230650 OIL CAKE/OTH RESIDUES,COCONUT		721		
230660 OIL CAKE/OTH RESIDUE,PALM NUTS	201880	410600	24444	52272
230910 DOG/CAT FOOD,PUTUP RETAILSAL	12105	18332	781	2967
230990 OTH,PREP USED IN ANIMAL FOOD	487249	1004900	228888	479201
240210 CIGAR,CHEROOTS CONTAIN TOBACCO			329	329
240220 CIGARETTES CONTAINING TOBACCO	4265	23806	22254	66554
240290 CIGAR,CHEROOTS/TOBACCO SUBST	223	229	268	281
240391 HOMOGENISE/RECONSTITUTE TOBACO	3153	3153		
240399 OTH MANUFACTURED TOBACCO/EXTR	758	1258	260	264
271012 LIGHT OILS AND PREPARATIONS	25028511	41296456	17171347	34017847
271019 KEROSENE,INCL KER.TY. JET FUEL	718120	2039332	500899	995655
293500 SULPHONAMIDES	183829	366372	142543	295043
293621 VITAMIN A ITS DERIVATIVE UNMIX	18253	31231	6125	29883
293622 VITAMIN B1/ITS DERIV UNMIXED	12100	30088	5433	21509
293623 VITAMIN B2/ITS DERIV UNMIXED	13075	29024	9746	20321
293624 D-,DL-PANTOTHENIC ACID(VITB3B5	23298	45807	8789	23641
293625 VITAMIN B6/ITS DERIV UNMIXED	27467	48775	14514	47099
293626 VITAMIN B12/ITS DERIV UNMIXED	39377	68298	27715	57882
293627 VITAMIN C/ITS DERIVATIVE UNMIX	24662	53332	23346	64745
293628 VITAMIN D/ITS DERIVATIVE UNMIX	47900	74967	6456	20731
293629 OTH VITAMIN/ITS DERIV UNMIXED	60018	86693	21554	109484
293690 OTH INTER-MIXTURE PROVITAMINS	2702	12067	11657	41327
293712 INSULINE AND ITS SALTS		55346		19772
293719 OTHER POLYPEPTIDE HARMONES	4934	7757	3689	9380
293721 CORTISONE/HYDRO/PREDNISONE ETC	40281	57546	24778	63128

Contd.

10.11 Imports by Economic Categories (Detail)

(In Thousand Rupees)

ITEMS	AUG., 2014	FROM JUL- 2014	AUG., 2013	FROM JUL- 2013
293722 HALOGENATE DERIV ADERNAL HORMN	48125	99845	32485	132790
293723 OESTROGENS AND PROGESTOGENS	80476	219786	32005	69382
293729 OTH,STEROIDAL HARMONES,DERIVAT	60526	73622	17788	46978
293750 PROSTAGLANDINS,THROMBOXANES&DR	4362	8921	10394	13739
293790 OTH HORMONES/ITS DERIVATIVES	34197	76962	80552	101762
293810 RUTOSIDE(RUTIN)/ITS DERIVATIVE				20
293890 OTHER, GLYCOSIDES	18656	32531	980	8652
293911 CONCENTRATES OF POPPY STRAW	2442	90804	105043	127460
293919 OTH ALKALOIDS OF OPIUM/DERVATI	16308	45560	3876	12542
293920 ALKALOID CINCHONA/DRV SALT	1329	1329		
293930 CAFFEINE AND ITS SALTS	40235	51729	31309	63513
293949 OTHER,EPHEDRINE AND ITS SALTS	16705	50157	699	17556
293959 OTH THEOPHYLLINE/AMINOPHLLINE	31453	49225	16122	29523
293969 OTH ALKALOID OF RYE ERGOT/SALT	32	27917	19662	19662
294000 SUGARD O/T SUCROSE/LACTOSE ETC	85171	121789	27668	49710
294110 PENCILLINE/DERV/ACID/SALT ETC	18922	30368	21253	51952
294120 STREPTROMYCIN/DERIV/SALT THROF	4906	19276	15068	23216
294130 TETRACYCLINE/DERIV/SALT THROF	67453	122227	37217	60398
294140 CHLORAMPHENICAL/DERIV/SALT	10138	18283	7793	15593
294150 ERYTHROMYCIN/DERIV/SALT THROF	149789	337022	192068	245765
294200 OTHER ORGANIC COMPOUNDS.	2492	18227	10144	13053
300190 OTH GLAND ORGAN,EXTRACT,HAPRIN	15	15	235	235
300210 ANTISERA/OTH BLOOD FRAC MODIFY	11579	16499	22074	33654
300220 VACCINES FOR HUMAN MEDICINE	1201830	1487556	1782218	2848986
300230 VACCINE VETERINARY MEDICINE	293377	621249	171963	434305
300290 OTH HUMAN/ANIMAL BLOOD,THERAPC	55066	99743	198575	258664
300310 MEDICAMENT PENCILLIN DERV/ACID	12598	27816		
300320 MEDICAMENT OTH ANTIBIOTICS	2393	2393		20463
300339 OTH,MEDICEMENT HARMONE ANTIBTC	39579	111513	56466	63791
300390 OTH MEDICEMENT NES-NOT-R-SALE	16421	89756	8218	54871
300410 MEDICAMENT,PENCILLIN DERV/ACID	58744	65915	299	114172
300420 MEDICAMENT OTH ANTIBIOTICS	285871	476464	202137	453632
300431 MEDICAMENT INSULIN NOT ANTIBTC	379208	586256	89159	225280
300432 MEDICIMENT ADERN CORTC HARMONE		9023	8309	8309
300439 OTH MEDICIMENTHARMONE NOT ANT	85130	205896	72995	269808
300440 MEDICAMENT ALKALOID DERV ANTI	40385	66335		
300450 OTH MEDICAMENT VITAMIN/OTH PRO	84984	144829	9881	104182
300490 OTH MEDICAMENT THERAPEUTIC USE	4600524	6499370	3234393	4545077
300510 SURGICAL TAP IN JAMBO ROLLS	49039	67177	24873	36217
300590 OTH WADDING,GAUZE,BANDAGE ARTI	14658	20253	26415	51555
300610 STERILE SURGICAL CATGUT, ETC	149393	222398	41891	88372
300620 BLOOD-GROUPING REAGENTS	615	615		833
300630 OPACIFY X-RAY EXAM DIAGNOSTIC	2975	3009	566	4799
300640 DENTAL CEMENT/DENTAL FILLING	10063	26208	10451	14945
300650 FIRST AID BOXES AND KITS.	9	200	16	48
300660 CHEMICAL CONTRACEPTIVE HORMONE	11	60949		22270
300670 GEL PREP HUMAN/VETERINARY USE	18621	19510	157	1220
300691 APPL IDENTIFIABLE, OSTOMY USE		7577	5986	6017
321519 PRINTING INK EXCL. BLACK	117181	221897	82764	202913
321590 OTH WRITING/DRAWING/OTH INK	26350	39999	16547	33484
330112 ESSENTIAL OIL OF ORANGE	2180	4549	6274	8910
330113 ESSENTIAL OIL OF LEMON	6455	6665	4480	6895

Contd.

10.11 Imports by Economic Categories (Detail)

(In Thousand Rupees)

ITEMS	AUG., 2014	FROM JUL- 2014	AUG., 2013	FROM JUL- 2013
330119 OTH ESSENTIAL OIL/CITRUS FRUIT	19604	38651	43824	43958
330124 ESSENTIAL OIL OF PEPRAMINT	21	2772	3141	4361
330125 ESSENTIAL OIL OF OTHER MINTS	198	3292	84	84
330129 OTH ESSENTIAL OIL O/T CIT FRUT	2087	9322	1998	3960
330130 RESINOIDS	150	270	38	418
330190 OTH,CONCENTRATE ESSENT OIL NS	3467	8668	10504	20035
330210 MIXTURE ODORIFEROUS SUBS&MIXT	244156	393781	344951	525229
330290 OTH,MIXTURE,ODORIFEROUS SUBST	335174	665043	323581	652167
330300 PERFUMES AND TOILET WATERS	80886	119010	157230	171709
330410 LIP MAKE-UP PREPARATIONS	11445	29650	4558	11021
330420 EYE MAKE-UP PREPARATIONS	14721	31837	8354	17609
330430 MANICURE/PEDICURE PREPARATIONS	5462	11535	2568	5363
330491 POWDER WHETHER/NOT COMPRESSED	28056	59663	9649	31008
330499 OTH,BEAUTY/MAKE-UP PREPARATION	95383	172716	59121	127300
330510 SHAMPOOS	324723	471676	61759	255277
330520 PREP PERMANENT WAVING/STRAIGHT	5900	11514	6237	8844
330530 HAIR LACQUERS	143	176	239	503
330590 OTH PREP USE ON HAIR	83116	142276	36269	80902
330610 DENTIFRICES	23011	33721	16622	21576
330620 YARN,CLEAN TEETH(DENTAL FLOSS)	441	441	31	419
330690 OTH,PREP ORAL/DENTAL HYGIENE	691	731	558	707
330710 PRE/AFTER SHAVE PREPARATION	41636	66797	9042	19080
330720 PERSONEL DEDORANT&ANTIP RSPRNT	46835	93558	16166	45627
330730 PERFUMED BATH SALT/OTH PREP	1505	1505		2112
330741 AGARBATTI/OTH ODORIFEROUS PREP	241	458	19	19
330749 OTH PREP PERFUMING ROOM/RELIGS	18008	44367	9835	24947
330790 OTH,DEPILATORY/PERFUM ETCPREP	2894	5571	1766	4589
340111 SOAP&ORGANIC SURFAC-ACTIV PROD	205124	337369	74873	120549
340119 OTH,SOAP ORG-SURFAC-ACT PROD	23578	39734	21102	41226
340120 SOAP IN OTHER FORMS	90342	160752	28573	58144
340130 ORGANIC SURFACE ACTIVE PRODUCT	20436	41276	7438	32729
340211 ORGANIC SURFACE-ACTIVE AGENT	225051	452356	363620	636570
340212 ORGANIC SURFACE ACTIVE CATIONC	7682	15521	12495	28285
340213 ORG SURFACE ACTIVE NON-IONIC	345637	617245	241621	439776
340219 OTH ORG SURFACE ACTIVE AGENT	10874	39787	19467	39192
340220 ORG SURF PREP PUTUP FOR R-SALE	66933	100814	7392	25912
340490 OTH, ART/PREP WAXES	114734	220193	70750	159966
340510 PO/CREAM FOR FOOTWEAR/LEATHER	22661	32387	5382	9016
340520 POL/CREAM/PREP, WOOD FURNITURE	4085	6803	2742	2874
340530 POL/CREAM/PREP,COACHWORK/METAL	1018	5162	2561	3592
340540 SCOURING/PASTE/POWDER/OTH PREP	48	290	27	50
340590 OTH POL/CREAM/PREP,F-WEAR/LETH	9602	20948	5821	11424
350190 OTH CASEINATE DERIV CASEN GLUE	7024	13433	6790	7717
360300 SAFETY FUSES DETONATING FUSES	2623	9097		11082
360610 LIQUID/LIQUEFIE GAS FUEL			120	120
391740 FITING FOR TUBE ETC OF PLASTIC	28260	64009	37043	59953
391810 FLOOR COVERING OF POLYMERS V-C	42901	78266	19914	24486
392190 OTH PLATE,SHEET ETC OF PLASTIC	147035	262265	108146	243590
392210 BATH,SHOWER WASH BASIN OF PLAS	5543	9129	4922	6763
392220 LAVATORY SEAT/COVER OF PLASTIC	2464	3442	1711	4108
392290 OTH FLASH/SIM SANITARY PLASTIC	5688	12097	1369	3023
392310 BOXES,CASES,CRATES PLASTIC	76129	143455	53076	91403

Contd.

10.11 Imports by Economic Categories (Detail)

(In Thousand Rupees)

ITEMS	AUG., 2014	FROM JUL-2014	AUG., 2013	FROM JUL-2013
392321 SACK&BAG OF POLYMER OF ETHYL	44303	105478	37963	54299
392329 SACKS & BAG OF OTHER PLASTICS	46157	120990	70331	127604
392330 CARBOYS,BOTTLES,FLASKS ETC	72794	119789	35296	57258
392340 SPOOLS,COPES,BOBINS ETC PLASTC	36326	51879	20044	46316
392350 STOPPERS,LIDS,CAPS ETC OF PLAS	119218	261116	91180	156247
392390 OTH ARTICLES FOR CONVEYANCE NS	30676	53846	50789	91523
392410 TABLEWARE KITCHENWARE OF PLAST	21442	41271	11039	15962
392490 OTH,HOUSEHOLD/TOILET ARTICLES	16765	40264	10703	18291
392510 RESERVOIRS,TANKS,VATS>300 LTRS	337	337		9566
392520 DOOR,WINDOWS FRAME&H-HOLD PLAS	4566	5992	1495	1495
392530 SHUTTERS,BLINDS&PARTS OF PLAST	777	1705	1212	1363
392590 OTH,BUILDER-WARE OF PLASTIC,NS	58696	116167	23199	56317
392610 OFFICE/SCHOOL SUPPLY PLASTIC	6097	13327	3711	6314
392620 ARTICLE OF APPAR CLOTHING PLAS	6886	31393	12622	27172
392630 FITTING FOR FURNITUR/COACH PLA	571	1898	304	483
392640 ORANMENTAL ARTICLES OF PLASTIC	41250	97760	19477	37108
400942 TUBE,PIPERUB WITH OTH.METL.FIT	14555	16021	9206	10629
401011 CONVEYOR BELTS WITH METALS		4682		92
401012 CONVEYOR BELTS WITH TEX-METACS	27220	66474	36287	54712
401019 OTH CONVEYON BELT OR BELTING	27054	61022	33208	45341
401031 TRANSMISSION BELTS 60-180 CM	18513	33787	16207	45558
401032 TRANSMISION OTH BELT 60-180 CM	27421	52059	20187	24655
401033 TRANSMISION BELT 180-240 CM	1370	6311	552	615
401034 TRANSMISION BELT OTH 180-240CM	911	1589	354	883
401035 TRANSMISION SYN.BELT 60-150CM		2724	547	2423
401036 TRANSMISION SYN.BELT 150-198CM	128	218	248	1836
401390 OTHER INNER TUBES,OF RUBBER	9558	14019	3116	7160
401410 SHEATH CONTRACEPTIVES	84805	239687	50198	113102
401490 OTH HYG/PHARMACEUTICAL ARTL	151	2288	1745	1880
401511 GLOVES,RUBBER,SURGICAL	38276	73142	12140	72096
401519 OTHER GLOVES,RUBBER	15533	26380	5396	11121
401590 OTH ARTI APPRL/CLOTH ALL PURPS	25464	30818	8452	14797
401610 ARTICLES OF UNHARD CEL VUL RUB	16127	32697	7198	15339
401691 FLOOR COVERING & MATS, RUBBER	2189	4224	5048	5898
401692 ERASERS, RUBBER	19601	42336	14192	26622
401693 GASKETS,WASHERS,SEALS,OF RUBB	108460	224696	147588	258368
401694 BOAT/DOCK FENDERS,OF RUBBERS	4	572		
401695 OTH INFLATABLE ARTICLE OF RUBB	621	8348	127	923
401699 OTH ARTICAL UNHARD VUL RUBBER	151841	281895	177343	296709
420100 SADDLERY&HARNESS FOR ANIMALS		174	6	80
420211 TRUNKS,SUITCASE,VANITY-CASES	5290	8272	2926	6932
420212 TRUNK,SUITCA,SATC ETC PLAS/TEX	84869	147394	55228	93898
420219 OTH TRUNK,SUITCASE,VANITY-CASE	2090	4035	2382	4228
420221 HANDBAG,COMP/PATENT LEATHER	49429	128374	14783	38092
420222 HANDBAGS,PLASTIC/TAXT MATERIAL	6538	25059	13952	26113
420229 OTH HANDBAGS,WITHOUT HANDLES	20591	45923	16836	33512
420231 ARTI.CARIED.IN POCKET. LEA/COM	2481	5367	1651	2783
420232 ARTIC CARRIED IN POCK TAXT MATE	815	1604	431	1038
420239 OTH,ARTI CARRIED IN HAND/POCKET	1882	5817	2938	5390
420291 OTH CONTAINER O/S OF LEA/COMPS	494	1219	8594	8606
420292 OTH CONTAINER O/S PLAS/TEXTILE	2807	5208	402	2729
420299 OTH CASES VULCANISED FIB/PBOA	550	2629	1262	2805

Contd.

10.11 Imports by Economic Categories (Detail)

(In Thousand Rupees)

ITEMS	AUG., 2014	FROM JUL- 2014	AUG., 2013	FROM JUL- 2013
420310 ARTICLES OF APPAREL	4107	12209	4533	11597
420321 GLOVES,MITTENS & MITTS SPORTS		829	986	999
420329 OTH LEATHER GLOVES	2510	3996	7829	10678
420330 BELTS AND BANDOLIERS	21728	46303	14167	32141
420500 OTH ART LEA/COMP LEA TECHNICAL	1124	1694	843	10307
430310 ARTI APPAR CLOTH ACCE FURSKIN	289	289	31	528
430390 OTHER, ARTICLES OF FURSKINS	247	547		15
430400 ARTICLE OF FUR&ARTICLE THEREOF	3127	5596	4747	9170
440131 WOOD PELLETS		1192		
440139 SAW DUST & WOOD WASTE & SCRAP	463	2114	1668	2675
440210 WOOD CHARCOAL OF BAMBOO NOT AG	537	716		
441300 DENSIFIED WOOD,BLOCK,PLATE,ETC	5140	8143	2907	4575
441600 CASK,BARREL,VAT,TUB&OTH PRODCT				11
441890 OTH BUILDERS JOINERY/CARP WOOD	35953	68531	14939	34765
441900 TABLEWARE&KITCHENWARE OF WOOD	2688	6873	2212	4214
442010 STATUETTES/OTH ORNAMENT WOOD	223	223	461	785
442090 OTH WOOD MARQUETRY&INLAID WOOD	2629	15983	3917	4899
442110 CLOTHES HANGERS OF WOOD	2657	3182	661	1152
450490 OTH, ARTICLES AGLOMERATED CORK		6	2	2
460121 MATS,MATting&SCREEN OF BAMBOO	179	506	1479	1479
460122 MATS,MATting&SCREEN OF RATTAN				4
460129 OTH MATS,MATting&SCREN VEG MAT		1		
460192 OTH MATting&SCREEN OF BAMBOO				379
460199 OTH PLATING MATERIAL N.E.S	444	1300	69	114
460211 BASKETWORK&OTH ARTICL OF BAMBO	39	1477	17	73
460212 BASKETWORK&OTH ARTIC OF RATTAN				4
460219 BASKETWORK&OTH ART OF VEG MATE	158	431	133	204
481200 FILTER BLOCK,SLAB OF PAPERPULP			491	491
481310 CIGRETTE PAPER IN BOOKLET/TUBE	48	48	105	1580
481490 OTHER WALLPAPER & COVERINGS.	316	894	23	176
481690 OTHER COYING PAPER, C/T SIZE.	81	2620	713	2733
481710 ENVELOPES	1936	2724	745	790
481720 LETTER CARDS, PLAIN POSTCARDS	29	29	29	29
481730 BOXES,POUCHES,PAPER STATIONERY	939	2580	777	1345
481810 TOILET PAPER	10122	11214	3905	8122
481820 HANDKERCHIEFS, TISSUES&TOWELS	10152	15260	5980	12780
481830 TABLE CLOTHS & SERVIETTES	2312	2531	841	841
481850 ARTICLES OF APPAREL&CLOTHING	66	386	19	44
481890 OTH ARTI LINEN,P&P GARMET/ASSE	2804	6637	1441	7338
481910 CARTON,BOXE&CASES CORRU PAPE	44590	81879	131135	216530
481920 FOLD/CARTO/BOXE&CASE, NON-CURRU	14635	25829	19708	28831
481930 SACKS&BAGS WITH BASE 40CM/MORE	8226	8365	14	90
481940 OTH SACKS&BAGS,INCLUDING CONES	3643	17311	9810	11887
481950 OTH PACKING CONTAINERS/RE-SLEE	557	15447	15677	18115
481960 BOX FILES,LETTER TRAYS,BOX,OFF	5920	13108	2756	4607
482010 REGISTERS,LETTER PADS,DIARIES	5898	11908	2757	3944
482020 EXERCISE BOOKS	560	960	1266	2841
482030 BINDERS,FOLDERS&FILE COVERS	1206	3826	263	2192
482040 MANIFOLD BUSINESS FORMS/CARBON		67	377	377
482050 ALBUMS FOR SAMPLES/COLLECTIONS	205	397	106	261
482090 OTH BOOK COVER,BLOTING PAD,NES	4121	4946	2299	5137
482110 P&P.BOARD LABLES PRINTED ALL=K	48193	83888	31051	64959

Contd.

10.11 Imports by Economic Categories (Detail)

(In Thousand Rupees)

ITEMS	AUG., 2014	FROM JUL- 2014	AUG., 2013	FROM JUL- 2013
482190 OTH,P&P/BOARD LABLES NOT PRINT	127284	250478	95723	209206
482210 BOBBINS, SPOOLS, CAPS , PULP.	758	758	3593	5202
482290 OTHER,BOBINS,SPOOL,CAPS ETC.PA	851	10211	3052	11487
482320 FILTER PAPER AND PAPERBOARD	14377	30705	15967	18740
482340 ROLLS,SHEETS AND DIALS,PRINTED	1520	1583	1071	1446
482361 TRAY,DISHES,PLATES,CUP,P&BORD			11	11
482369 OTH TRAY,DISH,PLATE,CUP,P&BORD	11775	20942	3195	7514
482370 MOULDED/PRESSED ARTICL P-PULP	525	602	1257	6392
482390 OTH,ARTICLES OF PAPER PULP,CEL	27685	50868	13642	24213
490110 PRINTED BOOKS IN SINGLE SHEETS	3406	7115	680	2020
490191 DICTIONARIES AND ENCYCLOPAEDIA	9318	14594	7434	26602
490199 OTHER,PRINTED BOOKS/BROCHURES	168287	311645	134138	261627
490210 NEWSPAPERS,JOURNAL 4-TIME/WEEK	495	1017	1	1
490290 OTHER NEWSPAPER,JOURNALS PERIO	6206	10229	6597	14925
490300 CHILDREN DRAWING/COLOUR BOOKS	972	1730	25106	79654
490510 GLOBES	168	329		
490591 OTH PRNTD MATER BOOK FORM/ATLS				1
490599 OTH MAPS AND HYDROGRAPHIC/W-PA	203	592	559	701
490600 PLANS/DRAWINGS FOR ARCHITECTS	35467	59475	20366	33456
490700 BANKNOTE,CHEQUE,STAMP,BOND ETC	4085925	4086200	11401862	18506125
490810 TRANSFERS ,VITRIFIABLE.	295	1203	360	1052
490890 OTH,TRANSFERS(DECALCOMANIAS)	4555	5592	5434	10058
490900 PRINTED/ILLUSTRATED POSTCARDS	5232	9019	4604	7996
491000 CALENDAR OF ANY KIND PRINTED.	37	41	10	18
491110 TRADE ADVERTISING MATERIAL.	13117	25358	10905	19209
491191 PICTURES,DESIGNS&PHOTOGRAPHS	829	1120	828	1115
500600 SILK YARN/ YARN SPUN WASTE NRS				242
500710 FABRICS OF NOIL SILK		483		
500720 OTH FAB CON>80% WT OF SILK	80612	159657	61283	94656
511111 WOVEN FABRICS CARDED WOOL,85%	36546	36564		
511119 OTH WOVEN FABRICS CARDED WOOL	1842	1842	2915	3825
511120 OTH MIXED MAN-MADE FILAMENTS			41	41
511190 OTH WOVEN FAB CARDED WOL/HAIR	8820	13424	1584	3269
511211 WOVEN FAB.COMBED WOOL 85%/HAIR	11826	14617	5648	5648
511219 OTH WOVEN FAB COMBED WOOL 85%>	11429	17600	1808	2551
511220 OTH WOVEN FAB.COM.WOLL MIX.MMF		179	4167	4167
511230 OTH WOV.FAB.COM.WOOL MIX.M/MSF	7151	7151	9069	9069
511290 OTH WOV.FAB.CARDE WOOL/FA-HAIR	351	351		
520790 OTHER,COTTON YARN PUT UP SALE	3678	3678	452	1179
520811 WOV FAB COT WT<100G/SQM UNBLEA		146		
520812 WOV FAB COT WT>100G/SQM UNBLEA	9787	18232	62	62
520819 OTHER WOVEN COTTON FAB UN-BLH	141	6567	10099	55034
520823 WOV FAB COT 3/4 THRD TWIL BLEC	345	345		
520829 OTH WOVEN FAB OF COTTON BLEACH	1386	1534		
520831 WOV FAB COT WT 100G/SQM DYED		106	107	705
520832 WOV FAB COT WT>100G/SQM DYED	1567	43242		
520839 OTH COTON WOV FAB<2000/SQM DYE	316	6202	59058	60948
520841 WOV FAB COT WT 100G/SQM COLOUR	2978	4165	354	553
520842 COTON WOV FAB WT>100G/SQM COLO	24570	45756	4091	10255
520843 COTTON WOV FAB 3/4 THREAD TWIL		814		
520849 OTH WOV FAB WT 200G/SQM	186	2440	1332	1400
520851 COTON WOV FAB 100G/SQM PRINTED	47837	120784	44467	139197

Contd.

10.11 Imports by Economic Categories (Detail)

(In Thousand Rupees)

ITEMS	AUG., 2014	FROM JUL- 2014	AUG., 2013	FROM JUL- 2013
520852 COTON WOV FAB>100G/SQM PRINTED	4220	4220		1897
520859 OTH COT WOV FAB 200G/SQM PRINT	9091	9141	7815	7981
520919 OTH COT WOV FAB>200G/SQM UNBLE	1106	1106		1233
520921 COTTON WOV FAB BLEACH>200G/SQM	24142	24142		4119
520929 OTH COT WOV FAB BLE W>200G/SQM	425	470	292	907
520931 COTTON WOV FAB DYED>200G/SQM	72	424		38
520932 COTTON WOV FAB DYED 3-4 THREAD		585	198	5338
520939 OTH COT WOV FAB DYED>200G/SQM	28939	32768		250
520942 COTTON WOV FAB DENIM>200G/SQM	78558	109792	40115	79145
520943 WOV FAB 3-4-THREAD TWILL>200G			5198	21118
520949 OTH WOV FAB CONT 85% COT/YARN	24	1669	25	74
520952 WOV FAB 3-4-THREAD TWILL PRINT				12547
520959 OTH WOV FAB PRINTED>200G/SQM	16114	21860	4145	10055
521019 OTH W-FAB COT MIX MF200GSQM UB	203	203	51	919
521029 OTH W-FAB COT 85%,MMF 200G-BL		30		
521031 COT WOV FAB MX-MMF200G/SQM DYE				149
521039 OTH W-FAD COTMX MF W200G/SQMDY	4538	4538	13514	33208
521041 W-FAB COT MX-MMF 200G/SQM		949	2467	2467
521059 OTH W-FAB COT,MMF W 200G PRINT	9269	16995	788504	1079503
521111 COT W-FAB,MX MF W>200G/SQM UNB			11293	16891
521119 OTH W-FABCOT, MF W>200G/SQM UNB	15625	16775	652157	1226634
521120 W-FAB COT WT<85% MIX MMF-BLEA				165
521131 WW-FAB COT,MMF W>200G/SQM DYED			8283	15947
521132 WOV FAB 3-4THREAD MIX>200GDYED		1275		1593
521139 OTH W-FAB COT,MMF W>200G DYED		9232		1157
521142 W-FAB COT DENM,MX MFW>200G/SQM	10761	16641	11669	17909
521149 OTH W-FB COT CLO YRN MMF>200G		2804	174	174
521152 WOV FAB 3-4THRD MMF-W>200GPRNT			2179	2179
521159 OTH W-FAB COT,MF,W>200G/SQM PR	1054	1054	5418	16206
521211 OTH COT W-FAB UN-BL W 200G/SQM				
521213 OTH COT W-FAB DYED W 200G/SQM	102	189		430
521215 OTH W-FAB COT PRNTD W 200G/SQM			1250	1606
521223 OTH COT WOV FAB DYED>200G/SQM	167	167		
530919 OTH WOV FAB OF FLAX 85%OR MORE				698
530929 OTH WOV FAB OF FLAX<85% BY WT			152	152
540710 WOV FAB HI-TENACI YRN NYLON PO	17737	35081	3468	26641
540720 WOV FAB OBTAIN FROM STRIP,LIKE	22800	42224	7798	27042
540730 FAB PARALLEL SYNTH FILAMENT			4789	6959
540741 FAB 85% OR MORE NYLON FILMENT	315	6464	34634	38092
540742 OTH FAB 85% OR MORE DYED	114242	227768	95118	185804
540743 OTH W.FAB NYL FLAMT WT>85% DYE	44	18475		90
540744 OTH W.FAB FILA DIF COL NYL>85%	3488	3585		593
540751 OTH W.FAB TEXTURED POLY U-BLEA	113360	191451	24712	55399
540752 OTH W.FAB TEXTUR POLY DYED 85%	396937	854115	199915	353621
540753 OTH W.FAB DIF COL TEXTUR POLYS	3450	3450		
540754 OTH FAB TEXT POLY FIL PRINTED	22370	58456	9549	34612
540761 OTH FAB, NON-TEXT POLY FILAMENT	68972	141146	13614	45175
540769 OTH FAB POLY FIL TEXTILE MAT	21802	42848	29408	33502
540771 OTH WOV FAB SYNTH FIL BL/UN-BL			3260	3260
540772 OTH WOV FAB SYNTH FIL DYED 85%		887		6383
540773 OTH W.FAB DIF COL SYN FILA PRI		1497		
540782 OTH WOV FAB MIXED COTTON DYED	17927	27445		1440

Contd.

10.11 Imports by Economic Categories (Detail)

(In Thousand Rupees)

ITEMS	AUG., 2014	FROM JUL-2014	AUG., 2013	FROM JUL-2013
540783 OTH FAB SYN TEXMAT COLOR DYED			1088	1088
540784 OTH FAB SYN TEX SQM MATERUAK	9085	19865	153	6286
540791 OTH WOV FAB SYN F/L BL/UN-BL		113		
540792 OTH WOV FAB SYN F/L NS DYED	422	857	1875	1875
540793 OTH WOV FAB SYN F/L NES COLOUR	94	317		
540794 OTH WOV FAB SYN FIL NES PRINT	8796	40491	11934	16499
540810 W.FAB HIGH TENCITY YRN VIS,RAY		14126		
540821 OTH WOV FAB ART. FIL BL/UN-BL		2172		
540823 OTH WOV FAB DIFFERENT COLOUR			665	665
540824 OTH WOV FAB ART. FIL PRINTED				508
540833 OTH WOV FAB ART.FIL YARN COLOR			656	656
551211 WOV FAB OF SYN STAPLE FIBRE			3721	3721
551219 OTH WOV FAB OF SYN STAPLE FIB	28693	28791	5314	10637
551229 O/W-FEB ACR STA FIB>85%WT ACRY	548	871	656	777
551299 FAB WOV SYN FIB>85%BY WT SYNTH	231	231		588
551312 W.FAB SYN STA FIB MX COT314THR			121	121
551321 W-FAB SYN STA FIB MX COT DYED	6010	10954	3202	13832
551323 POLYS,COT,STAP FIB<170G DYED				2292
551329 OTH FAB SYN STAP FINRE DYED	1558	1558	10053	10053
551331 WOV FAB SYN STAP FIB COLOUR YR	2517	6289		5673
551339 OTH WOV FAB STAP FIB<170G/SQM	299	299	23	23
551341 WOV FAB POLY STAP FIB PRINTED		832		
551349 O/W-FAB SYN STAP FIB MIX COTON	251	251	786	806
551421 W-F POLY STAP FIB<85% DYED			7010	7552
551422 W-F POLY STAP FIB 3/4THRD DYED		293	1086	1124
551423 OTH FAB POLY FIB MIX COT DYED	846	846	3396	3711
551429 OTH FAB<85% MIX COT SYN FIB			301	1810
551430 WOV FAB SYN YARN DIFF COLO DYE	146	146	130	130
551441 W-F SYN FIB<85% MIX COT PRINT	51	51	1101	1101
551442 W-F POL FIB MIX COT 3-4T PRINT			68101	156431
551443 O/W-FAB POL FIB MIX COT PRINT	634	634		
551449 O/W-FAB SYN MIX COT>170G PRINT	1516	3054	2256	6051
551511 O/W.FAB POLYS FIB MX VISCO RAY	3625	14281	21361	26157
551513 O/W FAB POLY FIB MIX WOL/F-HAI	10101	16902	11199	11199
551519 O/W FAB POLY STAP FIB MIX O/FI	3499	3499	1117	2892
551521 O/W FAB ARCYL FIB MIXED O/FIB	1369	1369	5888	18800
551522 O/W FAB ARCYL FIB MIX WOOL	379	1022	676	676
551529 O/W FAB ARCYLIC FIB MIX OT/FIB	19762	43317	658	1142
551599 O/W FAB SYN MIX OTH FIBRE N.S				15
551611 W-FAB ARTI FIB 85%>BL/UN-BLEA	1119	1119	146	212
551612 W-FAB ARTI >85% BY WEIGH,DEYED	191024	670015		
551614 W-FAB ARTI FIB>85% WT PRINTED	364346	784000		
551621 W-FAB ART FIB<85%WT MM.FILAM		12292	62	62
551623 W-FAB ART FIB<85%WT D-COL,MM-F		5497		
551641 W-FAB ART FIB<85%WT COT UNBL/B			2695	2695
551642 W-FAB ART FIB<85%WT MX COT DYE				52
551692 W-FAB ART FIB<85%WT MIX O/F DY	112	1301	968	968
560130 TEXTILE FLOCK,DUST & MILL NEPS	7564	7870	6935	15679
560210 NEEDLELOOM FELT STICH-BOND FIB	11174	33917	6379	13504
560221 FELTS OF WOOL/HAIR,NOT COATED	192	839	253	253
560229 FELTS OTH TEXT MATE, NOT COATD		52	93	93
560500 METALLISED YARN,TEXTILE YARN	163774	346370	58092	156067

Contd.

10.11 Imports by Economic Categories (Detail)

(In Thousand Rupees)

ITEMS	AUG., 2014	FROM JUL- 2014	AUG., 2013	FROM JUL- 2013
560900 ARTICLES OF YARN,STRIP ROPE	320	692	110	1010
570110 CARPT/OTH TEX FLOR COVER KNOTD	23400	31679	4260	18107
570190 CARPETS,KNOT OF OTH TEX MATERL	78	108	4	438
570210 KECEM,SCHUMACKS,KARAMAE.ETC.	984	1739	569	1250
570231 CARPETS F/COV.PILE CONS,M/MADE			2252	2252
570232 CARPET F/COV.P/LONS NOT TEXMAT		439		227
570239 CARPETS ECT.AOT.MADE O/TEX MAT		141		
570241 CARPET ETC.P/CONS.WOOL WOV.M/M	3204	3204	79	131
570242 CARPETS OTH.P/CONS.M/M/TEXT.	24651	51456	9588	13773
570299 OTH CARPETS ETC.MADE O/TEX/MAT	281	392	50	50
570320 CARPETS/TUFTED OF NYLON/POLYA	17721	35482	14478	33080
570330 CARPETS ETC.TUFT MAN/M TEX MAT	47879	79003	21714	44702
570390 CARPET/TUFT CARS/VEH O-TEX MAT	308	308		2442
570410 TILES, < 0.3 SQM AREA.		188	3025	3025
570490 OTH CARPETS ETC.FELT N/TUFTED	32215	89095	55139	128316
570500 OTH CARPETS&OTH FLOOR COVERING	342	727	11	821
580110 WOV.PILE FAB.CHENILLE FAB.WOOL				65
580122 CUT CORDUROY, OF COTTON		5080	741	10177
580123 OTH WEFT PILE FAB.OF COTTON.				137
580126 CHENILLE FABRICS, OF COTTON	2497	5836		
580133 OTH WEFT PILE FAB.M/MADE FIBRE	54	54		
580136 CHENILLE FAB. MAN-MADE FIBRES.	1440	1440	2015	5023
580190 OTH PILE&CHENILLE FAB.TEX.MAT	22510	32304	6939	12838
580219 OTH TERRY TOWEL/FABRICS,OF COT	30	2230	54	101
580220 TERRY TOWEL/FABRICS, TEX.MAT	720	840		1633
580230 OTH TUFTED TEXTILE FABRIC			106	106
580410 TULLES AND OTHER NET FABRICS	821	1960	530	1197
580421 LACE MACHINE MADE,M-MADE FIBRE	4410	4773	3259	3387
580429 OTH,LACE MACHINE MADE,OTH MAT.	18630	36539	8195	20468
580430 LACE HAND MADE	1731	8819	549	2450
580610 WOV.PILE FAB.& CHENILLE FABRIC	1006	1515	418	470
580620 OTH WOV. FAB. ELASTOMERIC YARN	35910	68011	43763	76566
580631 OTH NARROW WOV FAB, OF COTTON.	192	192	150	1682
580632 OTH NARROW WOV FAB,M/MADE FIB.	69171	133338	49078	72562
580639 OTH,NARROW WOV.FAB,TEX.MAT	25611	59275	19984	41993
580640 OTH FABRICS,WARP W/OUT WEFTASM			4522	7898
580710 LABEL,BADGES ETC.TEXTMAT,N/EMB	96264	209727	76360	155537
580790 OTH,LABELS,BADGES&ART.TEX/MAT	135662	243833	122438	255931
580810 BRAIDS IN THE PIECE			236	310
580890 OTH,ORNAMENTAL TRIM,TASSEL ETC	6960	11940	3174	7800
580900 WOV FAB.OF METAL TAREAD/YARN.		55		
581010 EMBROIDERY W/OUT VISIBLE GROND	65	65		
581091 OTHER EMBROIDERY,OF COTTON	348	348		
581092 OTH EMBROIDERY,M-MADE FIBRES		261		
590190 OTH TRACING CLOTH,BUCKRAM ETC.	61085	102320	24410	45031
590210 TYRE CORD FAB HIT.YARN NYLPLMD	152301	219700	143392	265253
590220 TYRE CORD FAB H/T YARN POLYSTR	28475	60648	13408	24936
590390 OTH,TEX FAB IMP,LAM, PLASTIC.	65937	114121	22212	64869
590800 TEX WICKS,WOVEN,LAMP,LIGHTERS			47	47
590900 TEX HOUSE PIPING/TEX TUBING.	11965	19040	7860	9445
591190 OTH, TEX PRODUCTS/ ARTICLES,	21482	55368	17562	48940
600110 LONG PILE, FABRICS	6006	18265	2642	19194

Contd.

10.11 Imports by Economic Categories (Detail)

(In Thousand Rupees)

ITEMS	AUG., 2014	FROM JUL- 2014	AUG., 2013	FROM JUL- 2013
600121 LOOPED PILE FABRICS,COTTON	77	77		546
600122 LOOPED PILE FAB,MAN-MADE FIBRE	7252	18912	2601	9177
600129 LOOPED PILE FAB,OTH TEX MAT.	4498	8528	17232	68317
600192 OTH PILE FAB,KNIT/CROCH,M-MADE	296259	480712	180158	303188
600199 OTH PILE FAB,KNIT/CROCH,O/TXTM	2727	12480	615	5402
600240 KNIT CROCH FAB<30CM,ELASTOME5%			1719	1719
600290 OTH,KNIT/CROC FAB<30CM,ELAST5%	2504	5460	1407	1612
600330 KNIT/CRO SYN-FIBRE WD !>30CM	3382	3382		
600390 OTH KNIT/CRO FAB WD !>30CM			152	152
600410 KNIT/CRO FAB WD>30CM ELASTYR5%	6376	14064	9651	20412
600490 OTH KNIT/CRO FAB WD>30CM ELAST	14341	14729	2079	2552
600522 WRAP KNIT FAB OF COTTON DYED	11	133	1830	4415
600531 WRAP KNIT FAB SYN.FIB UNBL/BLE		189	3019	3019
600532 WRAP KNIT FAB SYN.FIBRE DYED	62427	117963	11074	37078
600533 WRAP KNIT FAB SYN.FIB DIF COLO		2880	1808	3567
600534 WRAP KNIT FAB SYN.FIB PRINTED		1477		
600590 WRAP KNIT FAB O/TH H-6001-6004	2403	17198	867	1913
600610 OTH KNIT/CRO FAB OF WOOL/HAIR	5	94		
600622 OTH KNIT/CRO FAB COTTON DYED			85	85
600623 OTH KNIT/CRO FAB COTON COLOR		10582		
600624 OTH KNIT/CRO FAB COTON PRINTED		105		
600632 OTH KNIT/CRO FAB SYN.FIB DYED	87894	193356	44621	82578
600633 OTH KNIT/CRO FAB SYN.FIB COLOR		93	513	2491
600634 OTH KNIT/CRO FAB SYN.FIB PRINT	8767	16029	8434	8434
600642 OTH KNIT/CRO FAB ART FIB DYED		97		
600690 OTH KNITTED CROACHED FABRICS	8712	15878	1514	12619
610120 MEN/BOYS OVERCOAT/SIM ARTICLE	26	1383	24	24
610130 MEN/BOYS WIND JACKET/SIM ART.			115	617
610190 OVERCOAT ETC.MEN OTH TEX KNIT.	6540	9656	1969	3042
610230 APPAREL/CLOTH ACCES,M-MADE FIB		94		
610290 APPAREL/CLOTH OF TEX MATEL,	504	504		239
610310 SUITS MEN'S/ BOYS KNITTED/CROC	3418	3750	1309	1412
610322 MEN/BOYS,ENSEMBLE,COTTON,KN/CR	121	121		
610329 MEN/BOYS,ENSEMBLE OTH TEX MAT,	33	374	53	223
610331 JACKET/BLAZER MEN/BOY,WOOL F/H		99		
610332 JACKET/BLAZER MEN/BOY COT/KNIY			377	398
610333 JACKET/BLAZER MEN/BOYS SYN FIB	3	3	16	16
610339 JACKET/BLAZER MEN/BOYS OTH TEX		1173	408	442
610342 TROUSERS,ETC.MEN/BOYS COT/KNIT	187	187		5
610343 TROUSERS, ETC.MEN/BOYS SYN FIB		41		
610349 TROUSERS,ETC.MEN/BOYS TEX MAT	105	796	827	1469
610419 WOMEN/GIRLS,SUITS OTH TEX MAT	5	5	176	3669
610422 WOMEN/GIRLS,ENSUMBLE,COTT/KNIT		37		180
610423 ENSEMBLES W/GRIL SYN KNIT/CROC			52	52
610429 WOMEN/GIRLS ENSEMBLE,TEX MAT		70		
610432 JACKET/BLAZER W/GIRL COT KN/CR	433	433	640	640
610439 JACKE/BLAZ W/GIRL OTH TEX K/CR	3735	3735		127
610442 DRESSES W/GIRL COTTON KNIT/CRO	156	694		
610449 DRES W/GIRL OTH TEX MAT KNT/CR			346	462
610452 SKIRTS/D-S W/GIRL COT KNIT/CRO	115	115		
610459 SKIRTS/D-S W/GIRL OTH TEX K/CR	302	302	35	35
610462 TROUSERS ETC OF COTTON KNI/CRO	442	442	325	1114

Contd.

10.11 Imports by Economic Categories (Detail)

(In Thousand Rupees)

ITEMS	AUG., 2014	FROM JUL- 2014	AUG., 2013	FROM JUL- 2013
610463 TROUSERS ETC OF SYN FIB KNITED		751		
610469 TROUSERS ETC OF OTH TEX MAT KN	751	1558	666	990
610510 MEN/BOYS SHIRTS COTTON KNI/CRO	3354	5792	4535	9455
610520 MEN/BOYS SHIRTS M-MAD FIB K/CR	1464	2208	16	20
610590 MEN/BOYS SHIRTS O/TEXTILE K/CR	8764	35950	5969	19760
610610 W/GIRL SHIR/BLOUSES COT KN/CRO	1175	2819	1251	4647
610620 W/GIRL SHIR/BLO M/MADE FIB K/C	171	434		723
610690 W/GIRL SHIR/BLOU OTH TEXMATK/C	109	325	449	1020
610711 UNDERPANTS ETC M/BOY COT KN/CR	366	2979	17	71
610712 UNDERPANT ETC M/BOYS M/MAD FIB				12
610719 UNDERPANT ETC M/BOYS OTH T/MAT		36		136
610721 NIGHTSHIRTS&PYJAMAS OF COTTON	380	602	210	2242
610722 NIGHTSHIRTS&PYJAMAS M/MADE FIB	3	3	665	665
610729 NIGHTSHIRT/PYJAMAS OTH TEX MAT	435	435		
610791 BATHROBES ETC OF COTTON M/BOYS				1
610799 BATHROBE ETC OF OTH TEX KN/CRO	102	102		
610821 W/GIRL BRIE/PANTIES COT KN/CR	604	1475	482	493
610829 W/GIRL BRIEF/PANTIES OTH T/MAT	8	307		
610831 W/GIRL N-DRES/PAJAMA COT KN/CR	118	444		19
610832 W/GIRL N-DRESS/PAYJAMS M/M FIB	41	41		
610839 W/GIRL N-DRESS/PAJAMAS TEX MAT	9	458	707	707
610892 BATHROBE W/GRL MAN-MADE KN/CRO				2
610899 BATHROBE W/GRL OTH TEX KNI/CRO	709	709		
610910 T-SHIRT,SINGLET,VEST COT K/CR	30808	64695	7201	19161
610990 T/SHIRT,OTH TXT KN/CR	14412	31360	11980	44114
611011 JERSEY,PULOVER,CARDIGAN,WOLLEN	117	117	1153	1173
611019 OTH JERSEY PULOVER ETC.WOOLEN				19
611020 JERSEY, PULOVER ETC.OF COT K/C	3890	4786	4882	9289
611030 JERSEY, PULOVER M/MADE FIB K/C	20648	40320	34266	49468
611090 JERSEY,ETC. OTH TEXT. MATERIAL	20929	39824	15943	43738
611120 BABY GARMENT OF COTTON KNIT/CR	6692	9170		3240
611130 BABY GARMENT OF SYN FIB KNI/CR	855	2466	1802	11128
611190 BABY GARMENT OF OTH TEX KNI/CR	35240	62675	27216	79593
611211 TRACK SUITS COTTON KNIT/CROCH		2		
611219 TRACK SUITS OTH TEX MAT KNI/CR	81	81	1264	1264
611239 MEN/BOYS SWIMWEAR OTH TEX K/CR	42	1230		
611300 GARMENT MADE UP KNIT/CROCH FAB	12	40	32	901
611420 OTH GARMENT COTTON KNIT/CROCH	236	492	23	1858
611490 OTH GARMENT,OTH TEX MAT KN/CRO	4977	9381	3894	9984
611510 GRADUATE COMPRESS HOSIERY	23323	48816	13420	18369
611521 OTHER PANTY HOSE AND TIGHTS	251	366	40	40
611522 O-PANTY HOSE&TIGHTS S-FIB>67DX			24	24
611529 O-PANTY HOSE OTH-TEXTILE MATE	15	208	359	2291
611530 OTH-W-MEN FULL/KNEE LENG HOSIE	586	1702	2532	4753
611595 OTH HOSIERY OF COTTON	1093	1559	201	242
611599 OTH HOSIERY OF OTH TEX MATERIL	326	791	215	251
611610 GLOV,MITTEN,ETC PCAS/RUBER K/C	811	1003	2146	8395
611692 GLOVE,MITTENS ETC KN/CROC COTT	107	240		
611693 GLOVE,MITTENS ETC KNIT SYN FIB	894	894	24428	50316
611699 GLOVE,MITTENS ETC KNIT TEX MAT	1351	2308	3404	12752
611710 SHAWL,SCARVE,MUFFLER,VEILS ETC	2400	6303	8110	9021
611780 OTH MADE UP CLOTHING ACCESRIES	557	1878	19	19

Contd.

10.11 Imports by Economic Categories (Detail)

(In Thousand Rupees)

ITEMS	AUG., 2014	FROM JUL- 2014	AUG., 2013	FROM JUL- 2013
611790 PARTS OF GARMENT OR CLOTH ACSS	138	309		931
620111 MEN/BOYS OVERCOAT WOOL NOTKNIT	74	74		
620112 MEN/BOYS OVERCOAT COT NOT KN/C		21		
620113 OVERCOAT MAN-MADE FIB NOT KNIT				14
620119 OVERCOAT SIM ART OTH TEX MATER	36648	39216	1568	2497
620192 OTH OUTER GARMENT COT MEN/BOYS	148	452	190	190
620193 OTH OUTER GAR M/MADE FIB M/BOY	574	7018	3131	8167
620199 OTH OUTER GAR OTH TEX MAT M/BY	969	1257	157	268
620212 OVERCOAT ETC W/GRL COT N/KNIT	46	46		
620219 OVERCOAT ETC W/GRL O/TEX N/KNT	265	365		26
620292 SKI/JACKET W/GRL COT NOT KNIT	12	12		
620293 SKI/JACKET W/GRL M/MADE N/KNIT		10		19
620299 SKI/JACKET W/GRL TEX MAT N/KNT	934	1613	507	643
620319 SUIT MEN/BOYS TEX MAT NOT KNIT	8640	13180	1069	4637
620322 ENSEMBLE MEN/BOY COT NOT KNIT	315	325	302	344
620323 ENSEMBLE MEN/BOY SYN FIB N/KNT	727	727	424	424
620329 ENSEMBLE MEN/BOY OTH TEX N/KNT	6809	7187	1464	2173
620332 JACKET ETC MEN/BOY COT N/KNIT	56	687		646
620333 JACKET ETC MEN/BOY SYN FIB N/K	2278	2582	892	892
620339 JACKET ETC MEN/BOY OTH TEX N/K	38480	84498	26159	33805
620341 TROUSER,BIB,BRES ETC WOL M/BOY	1094	1783	2831	3771
620342 OTH TROU BIB M/BOY COTT N/KNIT	4703	12425	9332	23268
620343 OTH TROU BIB M/BOY SYN N/KNIT	1380	1833	350	1537
620349 OTH TROU BIB M/BOY TEXT N/KNIT	26941	60230	24778	72400
620411 SUIT WOMEN/GRL OF WOOL N/KNT	2	2		
620419 SUIT WOMEN/GRL OF TEX MAT N/K	731	1845		
620429 ENSEMBLE WOMEN OF TEX FIB N/K	19	19		
620432 JACKET W/GRL OF COT N/KNIT	34	34		
620433 JACKET W/GRL OF SYN FIB N/KNIT	7430	10145		
620439 JACKET W/GRL OF TEX MAT N/KNIT	1568	1657	651	1249
620442 DRESSES W/GRL COTTON NOT KNIT	1270	3259	120	298
620443 DRESSES W/GRL SYN FIB NOT KNIT		29	224	224
620449 DRESSES W/GRL TEX FIB NOT KNIT		58		
620452 SKIRTS W/GRL COTTON NOT KNIT	144	282	38	38
620453 SKIRTS W/GRL SYN FIB NOT KNIT		2195		
620459 SKIRTS W/GRL TEX FIB NOT/KN/CR			12	12
620461 TROUSER W/GRL WOOL NOT KNIT/CR			47	47
620462 TROUSER W/GRL COTTON NOT KNIT	2255	2859	1573	4459
620463 TROUSER W/GRL SYN FIB NOT KNIT			19	19
620469 TROUSER W/GRL TEX MAT NOT KNIT	2070	13151	3628	6360
620520 SHIRTS MEN/BOYS OF COT N/KNIT	9354	12475	1179	3478
620530 SHIRTS MEN/BOYS OF M/MAD N/KNT			45	466
620590 SHIRTS MEN/BOYS OF TEX MAT N/K	3220	7856	5472	9008
620610 BLOUSES W/GRL SILK NOT KNITTED				14
620630 BLOUSES W/GRL COT NOT KNITTED	2394	4290	1232	1991
620640 BLOUSES W/GRL M/MADE NOT KNIT	6093	6747	146	180
620690 BLOUSES W/GRL TEX MAT NOT KNIT	468	1270	670	1436
620711 UNEDERPANT ETC MEN/BOY COTTON	1454	1471	1369	1462
620719 UNDERPANTS ETC MEN TEX MAT NK	270	371	37	218
620721 NIGHTSHIRT/PYJAMA MEN COT N/K		85		
620729 NIGHTSHIRT/PYJAMA MEN T/MAT NK	1727	2505	84	239
620791 BATHROB ETC MEN COTTON N/KNIT		12		

Contd.

10.11 Imports by Economic Categories (Detail)

(In Thousand Rupees)

ITEMS	AUG., 2014	FROM JUL-2014	AUG., 2013	FROM JUL-2013
620799 BATHROB ETC MEN TEX MAT N/KNIT	642	1273		
620811 SLIPS/PETTICOAT W/GRL COT N/NK				19
620819 SLIPS/PETTICOAT W/GRL T/MAT NK	109	225		
620821 NIGHTDRESS/PYJAMA WOMEN COT NK	131	151		
620822 NIGHTDRESS/PYJAMA WOMEN M/M NK		357	220	220
620829 NIGHTDRESS/PYJAMA WOMEN T/M NK	1547	2464	1656	2403
620891 BATHROB ETC W/GRL COTTON N/NK	135	189		176
620892 BATHROB ETC W/GRL M/MAD FIB NK		1911		
620899 BATHROB ETC W/GRL TEX MAT N/NK	924	2555	518	722
620920 BABIES GARMENT ETC COT N/KNIT	341	2828		117
620930 BABIE GAR&CLOTH SYN FIB N/KNIT		162	6	67
620990 BABIE GAR&CLOTH TEX MAT N/KNIT	17438	57333	16719	79763
621010 GAR MADE UP FAB H-56.02/56.03	148	339	2596	2847
621020 OTH GAR MEN/BOY H-6201-11,19	150	150	976	976
621040 OTH MEN/BOYS MADE UP FAB	409	475	169	367
621050 OTH MEN WOMEN/GIRL FAB N/KNIT	673	673	12	12
621111 SWIMWEAR MEN/BOYS NOT KNITTED	9	153	274	274
621112 SWIMWEAR WOM/GIRL NOT KNITTED			187	187
621120 SKI SUITS NOT KNIT/CROCHETED	24	24		
621132 OTH GAR MEN/BOYS OF COTTON	81	81		
621133 OTH GAR MEN/BOYS OF M/MADE FIB		158		
621139 OTH GAR MEN/BOYS OF TEX MATERI	120	1248	2468	4490
621142 OTH GAR WOM/GIRL OF COTTON	11	487		42
621143 OTH GAR WOM/GIRL OF M/MADE FIB		1130		
621149 OTH GAR WOM/GIRL OF TEX MATERI	490	1164	34	195
621210 BRASSIERES	40653	72082	10814	33086
621220 GIRDLES AND PANTY-GIRDLES	662	1141	137	2070
621290 BRACES,SUSPENDERS,GARTER&PARTS	1237	8656	1707	6958
621320 HANDKERCHIEFS OF COTTON	2635	7011	329	1827
621390 HANDKERCHIEFS OF OTH TEX MAT	7430	11931	1505	2632
621410 SHAWLS,SCARVES ETC & LIKE SILK	39	39		
621420 SHAWLS,SCARVES ETC & LIKE WOOL		645		
621430 SHAWL,SCARVE ETC&LIKE SYN FIB	21	21	11	11
621440 SHAWL,SCARVE ETC&LIKE ART MAT			689	1394
621490 SHAWLS OF OTH TEX MATERIALS	9633	16179	5781	9290
621510 TIES,BOW TIES&CRAVATS OF SILK	483	573	94	111
621520 TIES,BOW TIES&CRAVATS M/M FIB	209	245		497
621590 TIES,BOW TIES&CRAVATS TEX MAT	734	1525	827	1508
621600 GLOVES, MITTENS AND MITTS.	2412	4293	5758	6091
621710 MADE UP CLOTHING ACCESSORIES	9985	28614	6893	13943
630110 ELECTRIC BLANKETS	111	132	2263	2263
630120 BLANKET/TRAVEL RUGS OF WOOL/H	461	674	85	97
630130 BLANKET/TRAVEL RUGS OF COTTON	54	76	384	384
630140 BLANKET/TRAVEL RUGS OF SYN FIB	245329	346766	167136	273059
630190 BLANKET/TRAVEL RUGS OF TEX MAT	10643	25920	7395	9968
630210 BED LINEN,KNITTED/CROCHETED	13441	19863	6189	8351
630221 OTH BED LINEN,PRINTED,N/KNIT		18	13	13
630222 OTH BED LINEN,PRINTED M/MADE		24		17
630229 OTH BED LINEN,PRINTED MILL-MAD	1365	1365	1	1
630231 OTH BED LINEN COTTON N/KNIT/CR	256	256	1440	1440
630239 BED LINEN OTH TEX MAT NOT KNIT	3962	4085	4518	9760
630240 TABLE LINEN KNITTED/CROCHETED		8		

Contd.

10.11 Imports by Economic Categories (Detail)

(In Thousand Rupees)

ITEMS	AUG., 2014	FROM JUL- 2014	AUG., 2013	FROM JUL- 2013
630251 TABLE LINEN OF COTTON KNITTED	362	362	43	43
630259 TABLE LINEN OF OTH TEX MATERIA				94
630260 TOILET & KITCHEN LINEN COTTON	293	1387	557	685
630291 OTH TOILET/KITCHEN LINEN COTTN	63	74		33
630293 TOILET/KITCHEN LINEN M/MAD FIB			140	160
630299 TOILET/KITCHEN LINEN TEX MAT	170	930	28	28
630312 CURTAINS/BLINDS/VALANCE SYN FIB		615	27	232
630319 CURTAINS/BLINDS/VALANCE TEXMAT	80	113	63	277
630391 OTH CURTAN,BLIND,VALANC OF COT	10	10	74	145
630392 OTH CURTAINS/VALANCE OF SYN FIB	4858	11199	317	3216
630399 OTH CURTAINS/VALANCE OF TEXMAT	88	299	158	388
630411 BED-SPREADS KNITTED/CROCHETED			48	83
630419 BED-SPREADS, OTHERS	74	91	4	285
630491 OTH FURNISHING ARTICLES KNITED	1152	2990		108
630492 OTH FURNISHING ARTICLE COT KNT			1	18
630493 OTH FURNISHING ARTICLE SYN FIB	20	66	6	1406
630499 OTH FURNISHING ARTICLES TEXMAT	8	69	10161	12746
630510 SACK/BAGS OF JUTE OTH TEX FIB		2849		1279
630520 SACKS AND BAGS OF COTTON	84	142		
630532 SACK/BAGS MAN-MADE TEX MATERIL		46632	16039	29583
630533 SACK/BAGS OF POLYETHYLENE/PROP	15237	27637	5256	27639
630539 OTH SACK/BAGS MAN-MADE TEX MAT	41262	51186	9591	25009
630590 SACKS/BAGS OTH TEX MATERIAL	8634	14463	463	1759
630612 TARPAULINS,AWNINGS ETC SYN FIB	18048	23395	32749	64729
630619 TARPAULINS,AWNINGS OF TEX MAT	1031	2008	285	1866
630622 TENTS OF SYNTHETIC FIBRES	5306	8338	253	1607
630629 TENTS OF OTH TEX MATERIAL	4786	4816	236	1194
630630 SAILS OF OTH TEXTILE MATERIAL		25		
630690 OTH CAMPING GOODS OTH TEX NAT		479	4	4
630710 FLOOR/DISH/CLEANING CLOTH ETC	4885	6872	1736	2366
630720 LIFE-JACKETS AND LIFE-BELTS	2467	4176	717	1108
630790 OTH MADE UP ARTICLE DRESS PTN	26304	50977	24239	42931
631090 USED&NEW RAGS,SCRAP ETC TEXMAT	11294	12303	1555	3280
640110 FOOTWEAR INCORPORATPROTE M-TOE	738	752	119	2481
640192 OTH FOOTWEAR COVERING ANKLE	35	35		
640199 OTH FOOTWEAR NES UPPER NOT FXD	878	1605	225	225
640219 OTH SPORTS F-WEAR SOLES RUB/PL	56	162		174
640220 F-WEAR WITH UPPER STRAP ASSEMB	428	1950	16	16
640299 OTH F/WEAR SOLE/UPPER RUB/PLAS	2646	14602	28068	57524
640319 OTHER; SPORTS FOOTWEAR	64126	144680	57690	88220
640320 FOOTWEAR OUTER SOLE OF LEATHER	13330	37769	10644	27643
640340 OTH FOOTWEAR WITH METLTOE CAP	3057	5687	4970	6206
640351 OTH FOOTWEAR SOLE COV ANKLE				435
640359 OTH FOOTWEAR OUTERSOLE LEATHE	606	634	74	74
640391 OTH F-WEAR OUTERSOLE COMP LEA		5170		
640399 OTH F-WEAR O/S RUB, PLAS, LEA	55942	202411	79397	244146
640411 SPORTS FOOTWAR SHOES RUB/PLAS	25209	39166	31317	79522
640419 OTH FOOTWEAR OUTER SOLE RUB/PL	113014	286157	64310	219713
640420 FOOTWEAR OUTERSOLE COMP LEATHR	641	641	3009	15529
640510 FOOTWEAR UPPER/COMP LEATHER	283535	556710	233904	480837
640520 FOOTWEARS UPPER TEX MATERIAL	3106	15662		809
650400 HATS&OTH HEADGEAR PLAIED		63	283	440

Contd.

10.11 Imports by Economic Categories (Detail)

(In Thousand Rupees)

ITEMS	AUG., 2014	FROM JUL-2014	AUG., 2013	FROM JUL-2013
650500 OTH HATS AND HEADGEAR KNITTED	1041	2542	559	1315
650610 SAFETY HEADGEAR	15176	25268	17417	25864
650691 OTH HEADGEAR RUBBER/PLASTICS	380	668	49	89
650699 OTH HEADGEAR OF OTH MATIRIALS	720	909	33	6601
650700 HEADBAND LINING COVERHAT FOUN	1103	1856	440	729
660110 GARDEN OR SIMILAR UMBRELLAS	1691	3236	174	701
660191 OTH UMB WITH TELESCOPIC SHAFT		19		
660199 OTH UMBRELA/SUN UMBRELLAS	1038	7001	848	3872
660200 WALKING STICKS SEAT STICKS	156	468	552	704
660390 OTH PATS/FITTING UMBRELLAS			6	6
670210 ARTICLE MADE ARTIFICIAL FLOWER	1969	3278	461	3409
670290 ARTIFICIAL FLOWER,FOLIAG O/MAT	14488	36862	4245	9750
670411 COMPLETE WIG OF SYN.TEXT MAT.		14		
670419 OTH BEARD, EYE BROW SYN.TEX MA	705	1122	206	280
670420 WIGS,BEARDS OF HUMAN HAIR			3	3
691090 OTH CERAMIC SINKS WASHBASIN PE	5151	5163		1262
691110 TABLEWARE & KITCHENWARE	120188	246826	68666	126367
691190 OTH HOUSEHOLD ARTICLES OF PORN	16775	36641	5895	12535
691200 CERAMIC TABLEWEAR KITCHENWEAR	4083	7069	412	624
691310 STATUT ORNAMENT PORCELAIN CHI		428		
700992 FRAMED GLASS MIRRORS	8665	15695	7833	13778
701010 AMPOULES	29418	41738	18664	40395
701020 STOPPERS,LIDS AND OTH CLOSURES	4827	6092	1891	4079
701190 OTHER, GLASS ENVELOPES	78	288	56	142
701310 INDOOR D?COR OF GLASS CERAMICS	7164	15783	4536	8249
701328 OTH STEMWARE DRINKING GLASS	9920	10581	43	241
701333 O-DRINKING GLASS LEAD CRYSTAL		196		
701337 OTH DRINKING GLASS O/T GL-CEMI	1300	11984	3000	3072
701342 G-WARE LINEAR C-EXPENSION-5x10	247	362		
701349 O-GL-WARE L-C-EX=5x10 T,0-300C	50954	97591	12766	32857
701391 OTH GLASS-WARE OF LEAD CRYSTAL	182	206		82
701590 OTH CLOCK/WATCH/NON-CORRETVE	26	143		137
701690 OTH PAVING BLOCKS/SLABS/BRICKS	1850	2528	1256	1285
701710 LAB HYG/PHAR GL-WARE W/N GRADU	5223	10851	6229	9952
701720 LAB HYG/PHAR GLASSWARE L/C=10K	321	337	674	710
701790 OTH LAB GLASSWARE ETC N.S.	9495	16169	14576	18899
701810 GLASS BEADS, S/PERAL/PRE-STON	62973	130550	17642	38409
701820 GLASS MICROSPHERRES=1MM DIA	885	6082	4227	8847
701939 OTH WEBS,MATTRESSES,BOARD ETC	56011	88340	53333	86752
701940 WOVEN FABRICS OF ROVINGS	559	559	3682	10925
701951 OTH WOVEN FABRICS WIDTH=30 CM	1962	2004	46	365
701990 OTH ARTICLES OF GLASS FIBRES.	36545	58450	22316	38930
711311 ARTICLE OF JEWELLERY OF SILVER		280		23
711319 ART OF JEWEL OF OTH PRE METAL		450	71	15179
711320 ART(JEWELRY)BASE MTL-CLD P-MTL	75	402		405
711411 ART OF SILVER WARES W/N PLATED				147383
711419 ART OF PRE METALS W/N PLAT				77
711510 CATALYST INFORM WIRE/GRIL PLAT				345
711590 OTH ART PREMET/MET CLAD P/MTL	11465	24892	5255	5291
711610 ART NATURAL/CULTURED PEARLS				24
711620 ART PRECIOUS/SEMI-PRE STONES				26
711711 CUFF-LINKS/STUDS-BASE METAL	200	2181	1293	1702

Contd.

10.11 Imports by Economic Categories (Detail)

(In Thousand Rupees)

ITEMS	AUG., 2014	FROM JUL-2014	AUG., 2013	FROM JUL-2013
711719 OTH IMITATION JEWELLERY B/METL	47512	121970	3740	14724
711790 OTH IMITATION JEWEL B/METL,N.S	24034	74632	45905	109039
731829 OTH COACH SCREW,BOLTS,NUT I/S	14749	26016	17396	32461
731940 SAFETY PINS & OTHER PINS	4663	6611	1548	2754
732090 OTHER,SPRING OF IRON AND STEEL	42422	75490	33475	53763
732111 COOKING APPLI&PLATE WARMER GAS	18663	48237	11960	19078
732112 COOK APPLI/PLAT WARMER LIQ FUL			23	119
732119 O-COKING APPLI INCL SOLID FUEL	2651	5706	1340	4343
732181 OTH APPLI FOR GAS & OTH FUELS	244	1338	1277	1358
732182 OTH APPLI FOR LIQUID FUEL		1947	1581	1581
732189 OTH APPL INCL APPLI SOLID FUEL	18	204		19
732290 OTH AIR HEATER&HOT AIR DUSTRBU	19532	21948	53122	61184
732310 IRON/STEEL WOOL,POT SCROEL ETC	21856	51848	11883	20180
732391 OTH BUCKETS OF CAST IRON ENAMA	39	39	76	76
732392 OTH H-HOLD ART CAST\IRON ENAMA		153		259
732393 OTH DOMESTIC UTEMSILS STA-STA	6412	12189	621	2329
732394 OTH DOMESTIC UTENSIL IRON/STEL	6282	21281	9162	16709
732399 OTH H-HOLD ARTCL, PART THEREOF	55316	106288	26544	49356
732410 SINK&WASH BASIN STAINLESS STEL	2428	10270	1999	3180
732421 BATH TUBS CAST\IRON W/N ENAMEL	77	853		119
732429 OTH BATH,SINK,W-BASIN ENA IRON	8276	16997	2565	7261
741539 OTH THREAD ARTICLES OF COPPER	7600	12300	6208	8917
741810 TABLE,KITCH/OTH HOUSEHOLD ARTI	3	3		33
741820 OTH SANITARY WARE,PARTS COPPER	127	191		31
741991 CAST,MOULDED,STAM,FORGED,COPPE				1310
750720 TUBE OR PIPE FITTING NICKEL				3469
761490 OTH STRAN WIR,ROP,CABL,PL ALUM	41287	48451	774	863
761510 TABLE,KITCH,POT POLISHPAD ALUM	3156	7320	3303	7048
761520 SANITARY WARE&PATS OFALUMINIU	456	456		
761610 NAILS,BOLT,NUT,SCREW ETC ALUMI	679	1249	222	381
761691 CLOTH,GRIL,FENCING OF ALUM WIR	4581	5400	512	664
800300 TIN BAR, ROD, PROFILE AND WIRE			182	182
810295 OTH MOLYBEDNUM BAR,ROD,SINTER	27	404	765	765
820900 PLATE STICK,TIPS TOOL CERMET	4945	9721	9199	16515
821000 HAND-OPERATE MECHANICAL APPL	1690	4512	802	3686
821110 SETS OF ASSORTED ARTICLES	190	241		16
821191 TABLE KNIVES HAVING FIX BLADE.	2277	3268	834	1209
821192 OTH KNIVES HAVE FIXED BLADES.	2936	3603	1488	2365
821193 KNIVE OTH THAN FIXE BLADES.	66	143	115	115
821194 BLADES	402	1118	57	605
821195 HANDLES OF BASE METAL	84	112	27	70
821210 RAZORS	51345	138834	8818	82086
821220 SAFETY RAZOR BLADES,	11229	31249	217	2414
821290 OTHER PARTS	4040	5924	457	1150
821300 SCISSORS,TAILORS,SHEARS BLADE	6835	9850	925	1545
821410 PAPER KNIVES,LETTER OPENER,ETC	4754	17431	3692	6316
821420 MANICURE OR PEDICURE SETS.	5906	9927	1613	2731
821490 OTH ARTICLES OF CUTLERY .	2295	6271	657	2511
821510 SET OF ASORTED ARTICLE-PRECMTL	5	5		78
821520 OTH SETS OF ASSORTED ARTICLE.	1123	1652	297	2109
821599 OTHER ARTICLES	4767	8928	2101	3307
830110 PADLOCKS	57053	125397	29934	61861

Contd.

10.11 Imports by Economic Categories (Detail)

(In Thousand Rupees)

ITEMS	AUG., 2014	FROM JUL- 2014	AUG., 2013	FROM JUL- 2013
830120 LOCKS FOR MOTOR VEHICLES.	2891	6794	3762	5738
830130 LOCKS FOR FURNITURE	54597	107169	26224	52701
830140 OTHER LOCKS	33065	61554	19305	32795
830150 CLASPS AND FRAMES WITH CLASPS.	617	1047	6	33
830160 PARTS OF LOCKS	2034	4788	3150	4336
830170 KEYS PRESENTED SEPARATELY	1582	3148	1691	1994
830210 HINGES	36357	52845	11136	21636
830220 CASTORS	6681	12533	3143	8416
830230 OTH MOUNTING,FITING MOT-VEHICL	199	289	217	368
830241 OTH MOUNTING,FITING BUILDING	1318	1318	185	276
830242 OTH MOUNTING,FITING FURNITURES	44438	108459	26357	54903
830249 OTH FITINGS OF BASE METAL N.S.	21983	41541	11521	18025
830250 HAT-RACKS,HAT-PEGS,BRACKET&FIX	2927	12996	504	2380
830300 ARMoured/REINFORCED SAF B-MTL.	2252	6725	526	1892
830400 FILING CARD-INDEX CABINET/TRAY	210	1067	202	202
830510 FITTING FOR LOOSE-LEAF BINDERS	1223	2600	1026	2578
830520 STAPLES IN STRIPS	3727	12142	2917	8827
830590 OTH, INCLUDING PARTS	5773	9766	680	1958
830610 BELLS,GONGS ETC.ELECTRIC METAL	1107	1399	247	579
830629 OTH STATUETT OTH ORNAMENT	297	1853	816	1708
830630 PHOTOGRAPH,PICTURE FRAME MIRROR	197	815	509	598
830710 FLEXIBLE TUBING OF IRON/STEEL	10111	15706	21264	28629
830790 FLEXIBLE TUBING OF BASE METAL	7978	23885	15665	18294
830810 HOOKS, EYES AND EYELETS	18579	40692	15130	43109
830820 TUBULAR OR BIFURCATED RIVET	54018	99662	61050	115845
830890 OTH ARTICLES B/METAL INC/PARTS	41798	89568	20232	37116
830910 CROWN CORKS OF BASE METAL	2032	3206		
830990 OTH;SCREW CAPS POURING STOPERS	48167	74465	44461	82797
831000 SIGN-NAME PLATE,ETC.BASE METAL	1767	3459	503	1047
831110 COATED ELECTRODE OF BASE METAL	65911	161886	59153	201275
831120 CORED WIRE OF BASE METAL,	4912	5011	14352	20516
831130 COATED RODS&CORED WIRE,B/METAL	15216	19236	4391	9627
851290 PARTS OF THE HEADING NO.85.12	6626	7954	1570	2399
852290 OTH T/COM EQ/AC HD 85.19-85.21	7952	13809	4437	8725
852321 CARDS INCORPORTAING MAG STRIPE	4442	14499	2238	6225
852329 MAGNETIC DISCS	2330	4364	651	2496
852341 OTHER OPTICAL MEDIA UNRECORDED	843	3606	3366	7198
852349 OTHER OPTICAL MEDIA	166517	288059	2446	11914
852351 SOLID STATE NON-VOLATILE STORA	11980	26950	10239	19682
852352 SMART CARDS SEMICONDC MEDIA	190698	337935	291919	510903
852359 PROXIMITY CARDS AND TAGS	23327	50026	17374	30387
870990 PARTS,H-NO.87.09 OF WORK TRUCK	35	829		346
871499 OTHER,PARTS AND ACCESSORIES	12535	25449	9805	22415
880390 OTH PARTS OF H-88.01 OR 88.02	433421	667536	231060	325061
902000 OTH BREATHING APP & GAS MASK,	26799	44540	22718	32617
902110 ORTHOPAEDIC/FRACTURE APPLIANCE	5377	8123	3958	8843
902121 ARTIFICIAL TEETH	116	615		16
902129 OTHER; DENTAL FITTINGS	574	3586	1793	2153
902131 ARTIFICIAL JOINTS	31153	64459	16320	36836
902139 OTH ARTIFICIAL PARTS OF BODY	147172	230365	86789	210643
902140 HEARING AIDS,EXCL PART/ACCESSO	13605	17964	3183	4661
902150 PACEMAKER STIMULAT HEART MUSCL	32209	52666	7076	14933

Contd.

10.11 Imports by Economic Categories (Detail)

(In Thousand Rupees)				
I T E M S	AUG., 2014	FROM JUL- 2014	AUG., 2013	FROM JUL- 2013
903300 PARTS& ACCE OF HEARING AIDS	20160	32045	18933	46830
910119 O-W-WATCH ELECTRICALLY OPERATED	4047	36469	803	2959
910129 O-W-WATCH,W/N INCO.STOP WATCH	149	149		
910191 OTH. POCKET-WATCH ELE OPERATED				12
910199 O-WATCHES INCL STOP WATCHES		289	421	1277
910211 W-WATCH,MACH DISPL O/TH H-9101	5038	6815	119	119
910212 W-WATCH,OPTO ELECTRONIC DISPLY			11	11
910219 O-W-WATCH W/N INCOR STOP WATCH	18909	41008	13167	20064
910229 O-W-WATCH O/THAN H-9101	15848	164377	193952	276662
910299 O-POCKET/STOP WATCH O/T H-9101	6651	6696	9	9
910310 CLOCK WATCH MOVE ELECT OPERATD			142	142
910390 OTH,CLOCKS WATCH MOV EX.91.04	305	1236		
910400 INS PANEL CLOCK-AIR&SPACECRAFT				42
910511 ALARAM CLOCK,ELECTRICALLY OPE.	782	1528	605	1050
910519 OTHER, ALARAM CLOCK	2934	5888	1597	3430
910521 WALL CLOCK,ELECTRICALLY OPERAT	381	381	472	635
910529 OTHER WALL CLOCKS	1477	2980	652	1578
910591 OTH,CLOCK ELECTRICALLY OPERATD	804	1585	94	94
910599 OTHER CLOCKS	108	408	1104	1379
910610 TIME-REGISTER,TIME RECORDERS	877	1842	655	655
910690 OTH,TIME OR DAY RECORDING APPA	2765	3456	2105	3454
910700 TIME SWITCHES WITH CLOCK/WATCH	10576	16081	7014	18975
910819 OTH,WATCH MOVE ELECT.OPERATED				178
910890 OTH,WATCH MOVE COMPLETE ASSEMB		160		139
910910 ELE OPER.CLOCK MOVE COMP/ASSEM	62	231		
910990 OTH CLOCK MOVEMENT COMP&ASSEMB	493	2913		527
911011 COMP MOVE,UNASSEMBLED WATCH	166	347	869	1336
911012 INCOM MOVE,ASSEMBLED OF WATCH				66
911019 ROUGH MOVEMENTS,OF WATCHES		61		
911090 OTH,COMP MOVE WATCH/CLOCK UN-A	1068	1103	1786	1904
911180 OTHER;WATCH CASES	112	419		178
911190 PARTS OF WATCH CASES	877	3139	1194	2809
911220 CLOCK CASE&CASE OF SIMIL GOODS	679	1660	576	1187
911290 PART OF CLOCK CASE/SIMILR CASE	133	165	131	185
911320 WATCH STRAPS,BAND OF BASE METL		68		20
911390 OTH,WATCH STRAPS,BANDS PART	415	537	181	491
911430 DIALS	12	12		
911490 OTH;CLOCKS OR WATCH PARTS,N.S.	1029	2189	512	1199
920190 OTH,HARPSICHORD KEYBOARD STRIN			273	273
920210 OTH STRING PLAYED WITH A BOW		115		
920290 OTH,STRING MUSICAL INSTRUMENTS	344	1057	204	297
920600 PERCUSSION MUSICAL INSTRUMENTS	69	69		
920790 OTH,MUSICAL INSTRUMENTS	1081	1408	50	647
920810 MUSICAL BOXES	81	295		110
920890 OTH;MECHANICAL STRET ORGAN,INS	1049	3421	1197	3419
920930 MUSICAL INSTRUMENT STRINGS				25
920992 PARTS&ACCE MUSICAL INS H-92.02	79	79		
930120 GRENADE/ROCKET LAUNCHERS		753		
930190 OTHER MILITARY WAPONS	5268	5268		299
930200 REVOLVERS PISTOLS,O/TH93.3.04	69505	110757	23505	44959
930320 OTH,SPORTING,HUNTING SHOTGUNS	23122	25721	5949	20088
930390 OTH;FIREARMS,DEVIC OPE FIR EXP	29313	29313		

Contd.

10.11 Imports by Economic Categories (Detail)

(In Thousand Rupees)

ITEMS	AUG., 2014	FROM JUL- 2014	AUG., 2013	FROM JUL- 2013
930400 OTH,ARMS OF HEADING NO.93.07	2829	2829	53	1486
930510 PARTS ACCE OF REVOLVERS,PISTOL	423	423		
930621 SHORTGUN CARTRIDGES	724	1389	141	5312
930630 OTH,CARTRIDG & PARTS THEREOF.	43445	53099	12673	13816
940110 SEATS OF A KIND USED,AIRCRAFT.		197		
940120 SEATS FOR MOTOR VEHICLES.	1675	4096	535	1325
940130 SWIVEL SEATS VARIABLE HEIGHT.	12465	12465		237
940140 SEATS O/THN GARDEN SEATS,CAMP	145	6237	1026	3280
940151 SEATS OF CANE,OSIER,BAMBOO.	610	997		
940159 OTH SEATS AND PARTS THEREOF		32	612	612
940161 OT,SEATS UPHOLSTERED WOOD FRAM	1055	1055	453	875
940169 OTHER SEATS,WITH WOODEN FRAMES	978	978	2837	3426
940171 OT-SEATS UPHOLSTERED METALFRAM	4442	4543	4816	4816
940179 OTHER SEATS;WITH METAL FRAMES	11247	24496	8344	8344
940180 OTHER SEATS WITH METSL FRAMES	10697	34394	2408	2524
940190 PART OF THE SEATS OF H-94.01.	150105	307461	78146	146021
940310 METAL FURNITURE USED IN OFFICE	3599	5420	2964	4546
940320 OTH,METAL FURNITURE O/THN OFFI	8985	19946	6163	16117
940330 WOODEN FURNITURE-OFFICE USE	9121	14287	7393	10572
940340 WOODEN FURNITURE-KITCHEN UES	2661	17281	2508	5752
940350 WOODEN FURNITURE FOR BEDROOMS	17323	39540	9474	19071
940360 OTHER WOODEN FURNITURE	19750	48809	4620	34393
940370 FURNITURE OF PLASTICS	6012	13417	1213	2799
940389 OTHER FURNITURE OF CANE, OSIER	1666	3407		3245
940390 PARTS FURNITURE H -NO.94.03.	4137	6914	6170	9327
940410 MATTRESS SUPPORTS	756	1125	66	383
940421 MATTRESS CELLU RUBBER/PLSTIC	347	858		
940429 MATTRESS OF OTHER MATERIALS	18	596		
940430 SLEEPING BAGS	54	172		
940490 OTH,ARTI BEDDING&SIMI FURNISH.	1436	2044	320	832
940510 CHANDELIERS & OTH ELE CEILING.	155471	285154	74659	128151
940520 ELECTRIC TABLES,DESK,BEDSIDE	4611	12192	2329	2329
940530 LIGHTING SETS CHRISTMASTREES	3323	4427	675	822
940540 OTH ELE LAMPS,LIGHTING FITTING	107266	206609	46625	86778
940550 NON-ELE LAMPS LIHTING FITTING.	14548	14634	86	285
940592 PARTS OF PLASTIC H-94.05,N.E.S	37	2459		
940600 PREFABRICATED BUILDINGS.	190061	277658	106992	290814
950300 TRICYCLES,SCOOTERS,PADAL CARS	289836	766486	161823	499981
950420 ARTI&ACCE, BILLIARDS ALL KIND	3535	9113	2254	3259
950430 OTH GAMES OPERATED BY COIN	8130	13711	1682	3040
950440 PLAYING CARDS	3427	9052	4019	5836
950450 VIDEO GAMES CONSOLES&MACHINES	304	353	1539	1539
950490 OTH;ARTICLES FOR FUNFAIR, TABLE	1593	9672	1937	5525
950510 ARTI FOR CHRISTMAS FESTIVITES.	64	75		
950590 OTHER ENTERTAINMENT ARTICLES	21058	21081	8019	22323
950619 OTH;SNOW SKI EQUIPMENT.	14	46		
950629 OTH;WATER SKI,SURF BOARD W-SPO	247	262		176
950631 GOLF CLUBS COMPLE/OTH GOLF EQU	68	554		
950632 GOLF BALLS	1597	1897		133
950639 OTHER;GOLF EQUIPMENTS	91	118	105	849
950640 ARTI,EQUIP FOR TABLE-TENNIS.	610	1882	35	35
950651 LAWN-TENNIS RACKETS,W/N STRUNG		408	269	269

Contd.

10.11 Imports by Economic Categories (Detail)

(In Thousand Rupees)

ITEMS	AUG., 2014	FROM JUL- 2014	AUG., 2013	FROM JUL- 2013
950659 OTH; BADMINTON,SIMILAR RACKET	7781	14644	6761	10363
950661 LAWN TENNIS BALLS	16852	26256	7351	20445
950662 INFLATABLE BALLS	171	1662	9097	13358
950669 OTH BALL O/THN GOLF,T-TEN BALL	9249	12919	1966	5130
950670 ICE SKATES,ROLLER INCL SKABOOT	219	588	37	185
950691 EQUIP. FOR OTHER PHY EXERCISE	68983	135941	24065	103437
950699 OTHER;SPORTS GOODS N.E.S.	31444	95050	66553	135981
950710 FISHING RODS	205	245		
950720 FISH -HOOKS,W/N SNELLED	68	192		
950790 OTH LINE FISHING TACKLE NETS	68	492	336	696
950890 SWINGS,SHOOTING GALLERIES ETC.	9055	37591	347	32863
960110 WORKED IVORY,ARTICLES OF IVORY	61	398		165
960190 OTH,ANIMAL CARVING MATERIL,ART		18	17	132
960200 WORKED VEGE,MINERAL MATERIAL	696139	728990	62106	120717
960310 BROOM,BRUSHE,CONS TWIN,VEG-MAT	2437	3132	1246	3628
960321 TOOTH BRUSHE,INCL DENT-PLA BRU	44151	115570	15428	57841
960329 OTH;SHAVING,HAIR,NAIL BRUSHES.	4570	12345	9443	19301
960330 ARTST,WRITING,SIMILAR BRUSHES	1966	8872	441	1569
960340 PAINT,DISTEPER,VARNISH BRUSHES	5122	5122	1506	1506
960350 OTH BRUSHES CONSTI PART MACHIN	4033	7313	2376	6192
960390 OTH;HAND OPE MECHNICAL F-SWEPR	27960	53464	5372	13759
960500 TRAVEL SETS FOR PERSONALTOILE.	659	973	18	18
960610 PRESS-FASTENERS,SNAP-FASTENER.	13522	47276	26769	47457
960621 BUTTON OF PLASTICS,NOT COVERED	42258	86608	22999	55487
960622 BUTON OF BASE METAL,COVER TXT	37270	72786	35671	68409
960629 OTHER BUTTONS	118322	225518	123586	274241
960630 BUTTON MOULD,PART,BUTTON BLANK	1349	2143	600	1881
960711 SLIDE FASTENER FIT CHAIN SCOP.	46121	82483	21606	59223
960719 OTHER;SLIDE FASTENERS	224399	488870	180685	360732
960720 PARTS; SLIDE FASTENERS	18741	48950	112227	230314
960810 BALL POINT PENS	22465	31297	20424	25085
960820 FELT TIPPED.PORUS TIPPED PEN	7645	49530	3105	8085
960830 FOUNTAIN PEN,STYLOGRADH PEN	5440	19151	6504	7503
960840 PROPELLING OR SLIDING PENCILS			28	28
960850 SETS OF ARTICLS FROM TWO FOR-H	657	934	113	113
960860 REFILLS FOR BALL POINT PEN.	16649	19391	9479	10013
960891 PEN NIBS AND NIB POINTS	19006	24952	30025	30886
960899 OTH;PEN,PENCIL,SIMILAR HOLDER	24297	33452	7511	15684
960910 PENCILS&CRAYON W-LEADS ENCASD.	111482	153174	20957	73149
960920 PENCIL LEADS,BLACK OR COLOURED	2405	24676	11470	18020
960990 OTH;PENCIL,DRAWING CHARCOALS.	9958	13995	1627	15580
961000 SLATES&BOARDS,WRITNG/DRAWIN	1793	3891	421	945
961100 DATE,SEALING OR NUMBERING STAM	1786	3002	97	775
961210 TYPEWRITER OR SIMILAR RIBBONS	9363	16047	9558	17058
961220 INK-PADS	52	268		
961310 POCKET LIGHTERS,GAS FUELLED	13795	20425	29989	32353
961320 POCKET LIGH,GAS FUELL,REFILLAB	12	2198		7691
961380 OTHER LIGHTERS	203	938	1870	3747
961390 PARTS OF CIGARETTE LIGHTERS	370	370	658	1322
961400 SMOKING PIPE&CIGAR OR CIG.HOLD	141	440	317	317
961511 COMBS,HAIR-SLIDES,OF HARD RBER	1516	3602	833	4731
961519 OTH;HAIRPINS,CURLING PINS,LIKE	2920	6532	3436	5964

Contd.

10.11 Imports by Economic Categories (Detail)

(In Thousand Rupees)

ITEMS	AUG., 2014	FROM JUL- 2014	AUG., 2013	FROM JUL- 2013
961590 OTH;COMES HAIR-SLIDES,LIKE,PAR	38370	99546	17017	75201
961610 SCENT SPRAY SIMI TOILET SPRAY	8903	16958	5850	6836
961620 POWDER-PUFFS&PADS FOR APPLICA	1141	2623	237	660
961700 VACCUM FLASKS&OTH VACUM VESS	39249	63675	19670	34257
961800 TAILORS,DUMMIERS&OTH LAY FING.	5350	10659	1800	7149
970110 PAINTING,DRAWING,PASTELS.	618	794	11	67
970190 OTH COLLAGES&SIMI DECORATIVE	1661	1934	483	767
970300 ORIGINAL SCULPTURES&STATUARY		8834	359	359
970500 COLLECTIONS&COLLECTORS, PIECS.	152	233		
990900 TRANSACTIONS LESS THAN RS.1000	681	1761	12433	17510
991000 SAMPLES HAVING NO-COMMER VALUE	57206	79982	21241	52635
2. RAW MATERIAL TOTAL (A + B)	288510631	467376456	232286318*	460985042
A. CONSUMER GOODS TOTAL	253760639	404832620	208163185*	410116147
050400 GUTS,BLADERS,STOMACH OF ANIMAL	361	1423	1208	1542
050590 OTH SKINS AND PARTS OF BIRDS	18143	32732	7178	14909
050610 OSSEIN,BONES TREATED WITH ACID	461	5648	12251	15926
050690 OTH POWDER & WASTE OF BONES	884	1283	458	901
050790 OTH TORTOISE-SHELL WHALEBONE	98	2446		1574
050800 CORAL&SIMILAR MATERIAL/POWDER				9815
051000 AMBERGRIS,CASTOREUM CIVET,MUSK	47	47	94	121
051110 BOVINE SEMEN	669	4308	1358	13708
051199 OTH ANIMAL PRODUCTS NOT ELSWHE				13
060110 BULBS TUBERS,TUBEROU,ROOT,ETC		12276		8961
060210 UN-ROOTED CUTTING AND SLIPS	171	292	479	479
060290 OTHER LIVE PLANTS	10532	12075	919	2524
060311 ROSES FRESH	412	610	568	631
060313 ORCHIDS FRESH			246	246
060314 CHRYSANTHEMUMS FRESH	4284	5830	3219	3840
060315 LILIES FRESH	50	257	92	92
060319 OTH FRESH FLOWER,BUDS FOR BOUQ	1674	2196	846	1056
060390 OTH FLOWERS & FLOWERS BUDS	15	48	231	267
060490 O.PARTS OF PLANTS FOR BOUQUETS			93	93
110812 MAIZE (CORN), STARCH	6619	10753	1404	6382
110813 POTATO, STARCH	52932	91039	39462	61213
110814 MANIOC (CASSAVA) STARCH	16554	16554	647	961
110819 OTHER STARCHES	18	63		12
110820 INULIN	1622	1622		3207
110900 WHEAT GLUTEN,WHETHER/NOT DRIED	6525	14462	5003	5534
120110 SOYA BEAN SEED	261895	332698		
120190 SOYA BEAN,W.OR-N-BROKEN/SHELED	43	75		
120230 GROUND-NUTS SEED	17	35		
120241 OTH GROUND NUTS IN SHELL	286	2803	21272	28428
120242 GROUND-NUTS SHELLED BROKEN/N-B	25457	43603	5766	42087
120300 COPRA	187573	297452	112288	241661
120510 LOW ERUCIC ACID RAPE/COLZASEED	14906568	15215303	3352598	4557210
120590 OTHER RAPE/COLZA SEED	61282	61282		
120600 SUNFLOWER SEED,WHETH/NOT BROKE	104391	110194	77992	78059
120750 MUSTARD SEEDS	13515	13515		

Contd.

10.11 Imports by Economic Categories (Detail)

(In Thousand Rupees)

ITEMS	AUG., 2014	FROM JUL- 2014	AUG., 2013	FROM JUL- 2013
120799 OTH,OIL SEED/OLEAGINOUS FRUITS	30250	31240	433	433
120921 LUCERNE (ALFALFA) SEED	1151	31127	100842	169145
120922 CLOVER (TRIFOLIUM) SEED	419438	533160	150289	150289
120929 OTHER SEEDS OF FORAGE PLANTS	899	61386	2812	93610
120930 SEED OF HERBACEOUS PLANTS	357	3525		
120991 OTHER; VEGETABLE SEEDS	446226	706317	225961	432900
120999 OTH SEEDS OF FRUIT FOR SOWING	156813	202740	103343	211268
121190 OTH PLANTS AND PARTS OF PLANTS	85580	141690	56002	152005
121221 SEAWEDS/ALGAE FIT FOR HUMAN	105	553		
130190 OTH;NATURAL GUM,RESIN & BALSAM	28026	37252	8481	20323
130212 SAP AND EXTRACTS OF LIQUORICE		367		
130219 OTH SAPS & EXTRACT OTH VEG SAP	57961	78139	53341	54785
130220 PECTIC SUBSTANCES,PECTINATES	5318	11133		7694
130231 AGAR-AGAR	9814	19388	7178	10650
130232 MUCILAGES&THICKENERS,LOC SEED	4112	18800	17100	22651
130239 OTHER MUCILAGES AND THICKENERS	27207	36088	3834	14190
140110 BAMBOOS	865	3079	1080	1912
140120 RATTANS	7718	13164	2227	3545
140490 TENDU LEAVES(BIDI LEAVES)	203536	402860	201246	383956
150190 POULTRY FAT OTH THAN H-02.09	2195	4380	5210	5210
150210 TALLOW (OTHER THAN OF H-15.03)	184724	305210	177022	304051
150410 FISH-LIVER OILS THEIR FRACTION		249		
150500 WOOL GREASE,CRUDE,FETTY SUBS	5032	8907	2058	11108
150600 OTH ANIMAL FATS AND OILS/FRACT	1715	1715	3017	3550
150710 SOYABEAN OIL & ITS FRACT CRUDE	1524857	2079754	1316331	2387101
150790 OTH SOYABEAN OIL & IT FRACTION	23115	42149	8818	17517
150890 OTH GROUND NUT OIL & ITS FRACT	360	657	1094	1287
150910 OLIVE OIL & ITS FRACT (VIRGIN)	2803	17115	4744	4744
150990 OTH OLIVE OIL & ITS FRACTIONS	34217	93512	29029	71432
151000 OTH OIL/FR,INCL BLENDS OF OIL		1757		
151110 PALM OIL & ITS FRACTIONS CRUDE	877784	1043839	1266119	2593130
151190 OTH PALM OIL & ITS FRACTIONS	15932270	28770139	13820241	30796491
151219 OTH SUNFLOWER SEE&SAFLOWER OIL	6606	7503		1181
151311 COCONUT OIL,ITS FRACTION CRUDE	5983	9215	1777	10325
151319 OTH COCONUT OIL,ITS FRACTIONS	55081	90103	48594	74051
151329 OTH PALM KERNEL/BABASSU OIL	122005	157601	145022	193387
151519 OTH LINSEED OIL & ITS FRACTION				380
151529 OTH MAIZE OIL & ITS FRACTIONS	5428	8166		3966
151530 CASTOR OIL AND ITS FRACTIONS				8
151550 SESAME OIL & ITS FRACTIONS	400	453		3
151590 OTH FIXED VEGETABLE OILS/FRACT	1684	3123	644	4107
151620 VEG FATS/OILS AND ITS FRACTION	140031	249652	120588	193022
151710 MARGARINE,EXCL LIQUID MARGARIN	15399	23966	23742	28854
151790 OTH MARGARIN,EDIB MIX/PREP ETC	72738	124714	23343	96880
151800 ANIMAL/VEG FAT/OILOXIDISE ETC	9721	22416	10671	19015
152000 GLYSEROL,CRUDE WATER & LYES	627	1308	1771	16001
152110 VEG WAX WHETHER OR NOT REFINED	239	696	1990	2010
152190 OTH BEES WAXES,OTH INSECT WAX	6501	10519	5404	5594
152200 DEGRAS,RESIDUES ANIM/VEG WAXES	3607	5596	8511	17878
160100 SAUSE,PROD MEAT-FOOD PREP OFFL	629	1171	228	361
220720 ETHYL ALCOHOL/OTH SPIRITS DEN		48		
240120 TOBACO-WHOLY/PARTLY STE/STRIP	135947	224653	76198	150753

Contd.

10.11 Imports by Economic Categories (Detail)

(In Thousand Rupees)

ITEMS	AUG., 2014	FROM JUL- 2014	AUG., 2013	FROM JUL- 2013
240130 TOBACCO REFUSE	350	350		2746
251010 AAT,C/PHOS,ALUM/C/PHOS&PH/CUG			9303	11471
270810 PITCH			1174	1174
270900 PETROLEUM OILS FROM BITUMINOUS	65209049	87897315	51190736	98452631
271019 KEROSENE,INCL KER.TY. JET FUEL	67651450	115965362	68467129	131620024
271099 OTH WASTE OILS	554	778	216	347
271112 PROPANE, LIQUIFIED	7337	8918		822
271113 BUTANES, LIQUIFIED	356	356		
271114 ETHYLENE,PROPYLENE,BUTYLENE	54411	54411	57066	57066
271119 OTH GAS HYDROCARBONS LIQUIFIED	92465	227370	418888	1015980
271290 OTH PETROLEUM WAX ETC	43600	71173	24294	148796
271311 PETROLEUM COKE;NOT CALCINED	207681	207681		
271312 PETROLEUM COKE; CALCINED	2020	2020	616	616
271320 PETROLEUM BITUMEN	64995	191593	50891	180211
271490 OTH BITUMEN & ASPHALT NATURAL.	4129	4787		1006
290110 SATURATED ACYCLIC HYDROCARBONS	3358	4597	8810	15960
290121 UNSATURATED ETHYLENE.	728840	2071871	643156	1344843
290129 OTH UNSATURATE ACYCLIC HYDCARBN	1982	2238	1339	2934
290211 CYCLOHEXANE	113	124	3	3
290219 OTH CYCLANES/CYCLOTERPENES	19338	41355	13202	30112
290220 BENZENE, PURE		38		
290230 TOLUENE, PURE	83316	120308	85258	157109
290241 O-XYLENE	264118	495858	230214	461611
290242 M-XYLENE	84	84		
290243 P-XYLENE	4088405	7536403	4721058	9679810
290244 MIXED XYLENE ISOMERS	8082	10641		2018
290250 STYRENE	654683	1091132	857174	1449773
290290 OTH CYCLEC HYDROCARBONS	24768	46149	5925	11679
290312 DICHLOROMETHANE(METHYLEN CHLRD)	32123	42866		12664
290313 CHOLOROFORM(TRICHLOROMETHANE)	35677	48058	11595	28484
290319 OTH SATAR DERIV ACYCL HYDCARBN	4619	5485	745	1220
290322 UNSATURATED TRICHLOROETHYLENE	41075	63393	18250	33917
290323 UNSATURATE TETRACHLOROETHYLENE	14285	22571	5782	15167
290329 OTH UNSATUR DERIV ACYCL H'CARB				5
290339 OTH FLUORINATED,BRO DERIVATIES	89768	185170	37302	89882
290371 CHLORODIFLUOROMETHANE	22650	39173	31873	47734
290373 DICHLOROFLUROETHANES	10467	10467		4286
290377 PENTACHLOROFLURO METHANE	831	1898	1264	2622
290379 OTH CHLORODIFLUOROMETHANE	71786	118389	30175	76667
290391 CHLOROBENZENE,O-DI/P-DI CHLORO		3134		16
290399 OTH HALOGENATED DERIV H.CARBON	1936	3059	7	10
290410 DERIV SULPHO GRP IT SALT/EYHYL	16362	16815	812	25131
290420 DERIVAT ONLY NITRO/NITRO GROUP	2232	14305	1132	1132
290490 OTH,SUPHO,NITRAT NITROS H'CARB	4854	6731	1099	5905
290511 SATURAT METHANOL(METHYL ALCHL)	250008	450177	302476	631551
290512 PROPYL/ISOPROPYL ALCOHOL	142525	249665	91438	213655
290513 SATUR BUTAN-I-01(N-BUTYLALVHL	2133	6263	2138	6888
290514 OTHER SATURATED BUTANOLS	23666	41971	15558	30506
290516 SATUR OCTANOL/ISOMERS THEREOF	314706	382147	247406	624184
290517 DODECAN-1-O1HEXADECAN/OCTADEC	3120	8309	6479	13242
290519 SATUR MONOHYDRIC ALCOHOLS	2304	12373	1064	2942
290522 UNSATUR ACYCLIC TERPENE ALCOHL	2210	16998	5050	8252

Contd.

10.11 Imports by Economic Categories (Detail)

(In Thousand Rupees)

ITEMS	AUG., 2014	FROM JUL-2014	AUG., 2013	FROM JUL-2013
290529 OTH UNSATUR MONOHYDRIC ALCOHOL	766	1327	1250	5391
290531 ETHYLENE GLYCOL(ETHANEDIOL)MEG	1753505	3027395	2678644	5198428
290532 PROPYLEN GLYCOL(PROPAN-1,2-DIO	116113	238112	60842	137555
290539 OTHER, DIOLS	1434	1877	2026	2741
290541 2-ETHYL-2(HYDROXYMETHLY-PROPAN	5807	8095		
290542 PENTAERYTHRITOL	60837	73913	22943	71046
290543 MANNITOL	15597	27605	8705	14279
290544 D-GLUCITOL (SORBITOL)	754	2213		2089
290545 GLYCEROL	55255	93591	25243	64231
290549 OTHER,POLUHYDRIC ALCOHOLS	4590	6752		925
290559 OTHER HALOGENATED, SULPHONATED	1627	1979	1290	1997
290611 MENTHOL	13067	34956	34213	105762
290612 CYCLOEXANOL,METHYL/DIMETHYL				1297
290613 STEROLS AND INOSITOLS	2846	5322	3136	5454
290619 OTH,CYCLANIC,CYCLENIC CYCLOTER	9770	14810	5020	21670
290621 BENZYL ALCOHOL	7271	12472	5241	10462
290629 OTH,AROMATIC CYCLIC ALCH HALOG	4751	6373	3983	5945
290711 PHENOL(HYDROXYBENZENE)IT SALT	51053	94239	41346	79254
290712 CRESOLS AND THEIR SALTS	585	1761		89
290713 OCTYLPHENOL,NONYLPHENOL/ISOMER	209	1952		
290715 NAPTHOLS & THEIR SALTS	333	1240		91
290719 OTHER MONOPHENOLS	980	2573	765	934
290721 RESORCINAL AND ITS SALTS	883	883	8803	8803
290722 HYDROQUINONE (QUINOL)ITS SALT	309	626	1830	2423
290723 4,4-ISOPROPYLDENEDIPHENOL/SALT		8242		
290729 OTHER, POLYPHENOLS	6277	11859	11330	16933
290819 OTH DERI CON ONL HALOGEN SUBST	2716	4038	1981	1981
290891 DINOSEB (ISO)AND ITS SALTS		81		
291511 FORMIC ACID	28110	56312	29942	51649
291512 SALTS OF FORMIC ACID	79283	118029	41496	86544
291513 ESTERS OF FORMIC ACID			426	426
291521 ACETIC ACID	238111	481511	299205	340752
291524 ACETIC ANHYDRIDE			753	753
291529 OTH,ACETIC ACIDE & ITS SALTS	6459	22250	5012	8421
291531 ETHYL ACETATE	4622	9225	4203	12214
291532 VINYL ACETATE	142481	206732	166370	272143
291539 OTHER,ESTERS OF ACETIC ACID	125839	284759	73762	176067
291540 MONO/DI/TRICHLOROACETIC ACID-S	844	878		2296
291550 PROPIONIC ACID,ITS SALT/ESTERS	11151	27096	2074	5514
291560 BUTYRIC/VALERIC ACID/SALT/ESTR	27007	53142	16427	21938
291570 STEARIC ACID	19869	40797	3968	16245
291590 OTH SAT ACYCLIC MONOCARBOXYLIC	47469	113122	47799	81054
291611 UNSATU ACRYLIC ACID/ITS SALTS	14693	40550	18770	46482
291612 UNSATURATE ESTER ACRYLIC ACID	250928	383474	101367	293248
291613 UNSATU METHACRYLIC ACID/SALTS	1813	2806		2470
291614 UNSATU ESTER,METHARYLIC ACID	42871	73182	18382	84603
291615 OLEIC,LINOLEIC/LINOLENIC ACID	1699	2678	16	1270
291619 OTH UNSAT ACYCLIC M/CARBOX ACID	15860	22118	12912	25180
291620 CYC-LANIC,LENIC LOTEPHENI ACID	12249	21856	3211	9205
291631 BENZOIC ACID,ITS SALTS/ESTERS	21541	68940	4507	27811
291632 BENZOYL PEROXIDE/BENZYL CHLRID		16	211	1868
291634 PHENYLACETIC ACID & ITS SALTS	117	471		36

Contd.

10.11 Imports by Economic Categories (Detail)

(In Thousand Rupees)				
I T E M S	AUG., 2014	FROM JUL- 2014	AUG., 2013	FROM JUL- 2013
291639 OTH,ARMATIC MONOCARBOXYIC ACID	49105	153693	62588	72897
291711 OXALIC ACID/ITS SALTS/ESTERS	22824	34145	5482	12944
291712 ADIPIC ACID,ITS SALTS/ESTERS	17513	59863		
291713 AZELAIC/SEBACIC ACID/SALT/ESTR	5141	5141		119
291714 MALEIC ANHYDRIDE	17893	31686	7895	11235
291719 OTH ACYCLIC POLYCARBOXYL ACID	3315	9903	5643	20185
291720 CYC-LANIC,LENIC LOTERPENC ACID	3127	3127		
291732 DIOCTYL ORTHOPHTHALATES				1937
291733 DINONY/DIDECYL ORTHOPHALATES				98
291734 OTH ESTERS ORTHOPHTHALIC ACID	10122	10635	16566	23403
291735 PHTHALIC ANHYDRIDE	93894	110589	27508	27508
291736 TERPHTHALIC ACID AND ITS SALTS	205163	402808	231275	345184
291739 OTH POLYCARBOXYLIC ACIDS/DERIV	42944	74192	321	89518
291811 LACTIC ACID,ITS SALTS/ESTERS	15816	32180	8575	24228
291812 TARTARIC ACID	13121	13121		7450
291813 SALT & ESTER OF TARTARIC ACID	74	119	3	544
291814 CITRIC ACID	146788	272687	67443	175810
291815 SALTS & ESTER OF CITRIC ACID	16194	46595	20763	39544
291816 GLUCONIC ACID,SALTS & ESTERS	51895	88915	52024	78671
291819 OTH CARBOXYLIC ACID W/ALCOHOL	12137	19337	6921	14754
291821 SALICYLIC ACID AND ITS SALTS	1236	4952	2643	3712
291822 O-ACETYSALIC ACID/SALT/ESTER	12572	16886	3783	6659
291823 OTH ESTER,SALICYLIC ACID/SALTS		550	1985	2464
291829 OTH CARBOXYLIC ACID+PHENOL FUN	4787	14680	12119	17801
291830 CARBOXYLIC ACID+ALDEHYDE/KETON	2266	14041	4830	6981
291891 2,4,5-T(ISO)(2,4,5-TRICHLOROPH	1304	1304		2708
292990 OTH COMP WITH OTH NITROGN FUNC	20810	45434	19066	35377
293020 THIOCARBAMATE/DITHIOCARBAMATES	208428	480140	95706	124306
293030 THIURAM MONO-,DI-,TETRASULPHID	239	239	12633	12637
293040 METHIONINE	356454	728408	131045	311294
293090 OTHER ORGANO-SULPHUR COMPOUNDS	13357	27642	20388	57136
293110 TETRAMETHYL LEAD&T-ETHYL LEAD		3855	4050	4050
293190 OTH O-ALKYL&(O-2-(DIALKYL,COMP	85602	111207	71104	100667
293211 TETRAHYDROFURAN	28	288	28	28
293212 2-FURALDEHYDE (FURFURALDEHYDE)			37418	37418
293219 OTH COMP UNFUSED FURAN RING	7701	15777	4143	8437
293220 LACTONES	21313	26856	14470	21616
293299 OTH HETEROCYCLIC COMP W/OXYGEN	108779	193597	87236	142274
293311 PHENAZONE & ITS DERIVATIVE	2386	2511	391	468
293319 OTH COMP UNFUSE PYRAZOLE RING	6363	8916	4646	11598
293321 HYDANTOIN AND ITS DERIVATIVES	1676	2888	455	2725
293329 OTH COMP UNFUSE IMIDAZOLE RING	74267	176366	64171	170548
293331 PYRIDINE AND ITS SALTS		1365		
293333 ALFENTANIAL(INN)(ANILERIDINE)	6074	113495	14771	76899
293339 OTH COMP UNFUSE PYRIDINE RING	222131	375087	194090	383333
293349 OTH COMP QUINOLIN/ISO-QUINOLIN	123996	219071	100712	207904
293353 ALLOBARBITAL(INN)(AMBARBITAL)	413	1288	588	972
293354 OTH DERIVATIVES OF MALONYLUREA			830	835
293359 OTH COMP PYRIMIDINE/PIPER RING	155347	368691	209708	449991
293361 MALAMINE	34724	71485	47710	78191
293369 OTH COMP UNFUSE TRIAZINE RING	61966	78542	15614	30228
293371 6-HEXANELACTAM(EPSILON-CAPROL)	183	850	1002	1002

Contd.

10.11 Imports by Economic Categories (Detail)

(In Thousand Rupees)

ITEMS	AUG., 2014	FROM JUL- 2014	AUG., 2013	FROM JUL- 2013
293372 CLOBAZAM(INN),METHPRYLON(INN)				34814
293379 OTHER LACTAMS	86134	127162	64325	94234
293391 ALPRAZOLAM(INN) CAMAZEPAM(INN)	10890	12139	6679	16692
293399 OTHER HETROCYCLIC COPMOUNDS	173157	450994	102726	227552
293410 COMP UNFUSE THIAZOLE RING	10704	45568	10481	21636
293420 COMP BENZOTHIAZOLE RING SYSTEM	8218	16037	4624	9342
293430 COMP PHENOTHIAZINE RING SYSTEM	2731	4791	5435	9538
293491 AMINOREX(INN),BORTIZOLAM(INN)	1006	2641	1042	2060
293499 OTHER NUCLEIC ACIDS&SALTS	446085	853769	376872	783525
293999 OTH VEGETABLE ALKALOIDS NATURL	49577	50332	2256	27654
294190 OTHER ANTIBIOTICS.	611596	1018447	432600	751051
300692 WASTE PHARMACEUTICALS			64	64
310100 ANIMAL/VEG FERTILIZER/PRODUCTS	2990	40434	1253	1295
310210 UREA,WHET OR NOT AQUEOUS SOLUT	1999	4315	8659	1852974
310221 AMMONIUM SULPHATE	80073	125241	51844	109744
310229 MIX AMMONIUM SULPHATE/NITRATE		73252	19647	19647
310230 AMMONIUM NITRAT,WHET/NOT AQUES	47606	53044	13000	31644
310250 SODIUM NITRATE	8886	16648	9800	20638
310260 MIXT,CALCIUM/AMMONIUM NITRATE				1197
310290 OTH,MIN/CHEM NETROG FERTILZER	7101	20791	17721	28888
310310 SUPER-PHOSPHATES	754	33412	36206	36206
310390 OTH,MIN/CHEM FERTILIZE PHOSPHT	35	35	1552	4596
310420 POTASSIUM CHLORIDE	28940	56422	30891	83249
310430 POTASSIUM SULPHATE	90815	196078	13046	28194
310490 OTH,MIN/CHEM FERTILIZE POTASIC	56229	148678	191947	257952
310510 MIN/CHEM FERTILIZER >10KG	284	2268		440
310520 MIN/CHEM FERTZ ELEM NIT/PHO/PT	27633	62834	30439	59796
310530 DIAMMONIUM HYDROG ORTHO-PHOSPH	6091700	9638208	2269488	2269488
310540 AMMONIUM DIHYDROGEN ORTHO-PHOS	11022	17377	13149	14198
310551 CHEM FERTZ CON NITRAT/PHOS	366	366	119203	119203
310559 OTH MIN/CHEM FERTZ NITRAT/PHOS	2944	12617	9790	22245
310560 MIN/CHEM FERTZ ELEM PHOS/POTAS	3147	3147		
310590 OTH MINER/CHEMICAL FERTILIZER	21321	43979	18516	26969
320110 QUEBRACHO EXTRACT	10673	23276	326	4411
320120 WATTLE EXTRACT	55252	126094	39809	90103
320190 OTH TANNING/EXTRACT VEG/GAMBER	41313	81267	33167	62545
320210 SYN ORGANIC TANNING SUBSTANCE	145066	300659	148315	332767
320290 OTH,INORGANIC TANNING SUBSTANCE	76053	178740	84374	182395
320300 COLOUR MATTER,VEG/ANIMAL	8963	11789	1798	11480
320411 DISPERSE DYES/PREP BASE THEROF	152556	345879	96763	222212
320412 ACID DYES PREMETALISE/PREP/DYE	222841	381182	122091	255224
320413 BASIC DYES/PREP BASE THEREON	111334	177737	26061	80402
320414 DIRECT DYES/PREP BASE THEREON	32709	56961	16019	35464
320415 VAT DYES INCL PIGMENT/PREPARAT	206031	513323	301264	581612
320416 REACTIVE DYES PREP BASE THREON	1043337	1928446	618248	1225080
320417 PIGMENT PREP BASE THEREON	294334	430024	182642	349752
320419 OTH SYN ORGN COLOURING MATTER	117053	238435	95943	189357
320420 SYN ORGN PROD USE FLUORESCENT	57867	122352	22810	78535
320490 OTH,SYN ORGN COLOURING MATTER	4316	7742	6527	11125
320500 COLOUR LAKES,PREP AS SPECIFIED	15018	25903	13774	25471
320611 PIGMENT PREP TITANIUM DIOXIDE	581896	1058325	408874	916073
320619 OTH,PIGMENT/PREP TITANIUM DIOX	12179	17593	9728	13598

Contd.

10.11 Imports by Economic Categories (Detail)

(In Thousand Rupees)

ITEMS	AUG., 2014	FROM JUL-2014	AUG., 2013	FROM JUL-2013
320620 PIGMENT/PREP,CHROMIUM COMPOUND	15929	18200	5655	12096
320641 ULTRAMARINE/PEP BASE THEREON	2474	6081	6144	9495
320642 LITHOPONE/OTH PIGMENT/ZINC SUL	4430	8481	5670	10135
320649 OTH,COLOURING MATTER PREPARATN	72935	100016	63370	83122
320650 INORGANIC PRO USE LUMINOPOHRES			118	471
320710 PREP PIGMENT/OPACIFIER/COLOURS	25038	33235	11172	20845
320720 VITRIFIABLE ENAMEL/GLAZE/ENGOB	8999	14739	5908	13695
320730 LIQUID LUSTER/SIMILAR PREPARAT	2318	2318	580	1764
320740 GLASS FRIT/POWDER GRANULE/FLAK	74178	145456	68801	138701
320810 PAINT/VARNISH BASE ON POLYSTER	24467	46619	21509	35329
320820 PAINT/VARNISH,ACRY/VINYL POLYM	27271	46625	17959	46672
320890 OTH PAINT BASED ON POLYAMIDES	190881	281094	137300	244851
320910 PAINT/VARNISH ACRY/VINYL POLYM	7307	13238	123	2561
320990 PAINT/VARNISH,SYN POLYMER/AQS	13964	33716	21081	56001
321000 OTH PAINT & VARNISH FOR LEATHE	24369	38572	19486	57489
321100 PREPARED DRIERS.	13544	19175	6159	33198
321210 STAMPING FOILS	20555	49546	15910	42301
321290 OTH,PIGMENT DISPERSE NON AQUOS	17486	28232	12777	34270
321310 COLOURS IN SETS	3954	9575	1153	1302
321390 OTH COLOUR ARTIST/PAINTERS	440	912	13	221
321410 GLAZIERS/GRAFTING PUTTY,RESIN	33637	54327	16812	58458
321490 NON-REFRACTORY SURFACING PREP	28298	57602	32190	42744
321511 ROLLING COATING PRINT INK BLK	34798	63505	19556	49543
340290 OTH ORG SURFAC ACT,WASH/CLEAN	120409	184996	70701	157718
340311 PREP TEXTILE/LEATHER/OIL MATRL	26670	77307	38868	76158
340319 LUBRICAT PREP CONT PET/MIN OIL	127864	261645	41939	122771
340391 OTH,PREP TEXT/LEATHER/FURSK ML	227486	403565	152268	319197
340399 OTH LUBRICAT PREP OIL/GREASE	41057	104983	51285	77360
340420 ART/PREP WAXES,POLYETHEL GLYCL	27928	42839	27014	54491
340600 CANDLES,TAPERS AND THE LIKE	3621	7688	2654	3786
340700 MODELING PASTE ETC RETAIL SALE	8031	13886	1873	3175
350110 CASEIN	2176	3126	3686	7321
350220 MILK ALBUMIN,INCL WHEY PROTEIN			10026	21550
350300 GELATIN&GELATIN DERIVATIVE	2200	16051	1976	12645
350400 PEPTONEDERV,PROTEIN SUBSTANCE	18120	22132	107	3017
350510 DEXTRIN,OTH MODIFIED STARCHES	50069	99649	37525	73000
350520 GLUES	11702	26919	655	726
350610 PROD SUITABLE USE GLUE/ADHESIV	27322	39319	15674	26260
350691 ADHESIVE/RUBBER/PLASTIC/RESIN	97824	234559	77954	146927
350699 OTH PREP GLUE/ADHESIVE	7869	17369	7465	17302
350710 RENNET AND CONCENTRATE THEREOF	256	719		45
360690 OTH FERRO CERIUM/OTH PYROPHORC	229	297	4	4
370110 X-RAY FILM,PLATE IN FLAT UNEXP	87424	187767	69177	173045
370120 INSTANT PRINT FILM UNEXPOSED		94	234	271
370130 OTH UNEXPOSED PLATE>255MM	109423	162272	37768	54921
370191 O.PL/FILM-COLOUR PHOTOGRAPHY		76		
370199 OTH PHOTOGRAP/PLAT/FILM/UNEXPS	43	797	205	205
370210 PHOT-FILM ROLL UNEXPOSE,X-RAY	87	87	4901	4901
370231 OTH PHOT/FILM ROLL<105MM		272		
370239 OTH PHOT FILM ROLL ST/UNEXPOSE		51	2374	4584
370243 PHOT FILM W>610MM,L<200M	4550	16443	6611	10145
370244 PHOT FILMW>105MM BUT<610MM	36798	120848	48086	99230

Contd.

10.11 Imports by Economic Categories (Detail)

(In Thousand Rupees)

ITEMS	AUG., 2014	FROM JUL- 2014	AUG., 2013	FROM JUL- 2013
370252 PHOT FILM W<16MM-COLOUR			71	71
370255 PHOT FILM W-16MM-35MM,L>30MC/L			1245	1245
370310 PHOT PAPER/BOARD/TEXT W>610MM			74	74
370320 PHOT PAPER/BOARD/TEXT UNEX/COL	4582	5806	9738	9893
370390 OTH PHOT PAPER/BOARD TEXT UNEX	4744	16558	11843	17522
370400 PHOT PLAT/FILM PAPER/BOARD EXP		1665	257	257
370590 OTH PHOT PLAT/FILM			60	60
370610 CINEMAGRAPHIC FILM EXPO/DEVEL	854	1942	3597	5550
370690 OTH CINEMA FILM EXPOSE DEVELOP	643	1242	483	754
370710 SENSITISING EMULSIONS	17492	22067	3022	12780
370790 OTH CHEM PREP,PHOTOGRAPHIC USE	11534	32876	13384	21225
380110 ARTIFICIAL GRAPHITE	13615	15220	45	1014
380120 COLOIDAL/SEMI COLOIDL GRAPHITE	2905	3206		
380130 CARBONEOUS PASTE ELECTRODE	81	81	12	12
380190 OTH,PREP GRAPHITE O/T CARBON	1808	3047	222	405
380210 ACTIVATED CARBON	12609	23526	10154	20478
380290 OTH ACT CARBON/NAT MINER PROD	9995	15669	8662	23459
380300 TALL OIL WHETHER/NOT REFINED	153	464	213	213
380400 RESIDUAL LYE FROM WOOD PULP NS	16929	36064	8582	16324
380590 OTH TERPENIC OIL CONIFER WOOD	6669	12529	4209	9719
380610 ROSIN AND ROSIN ACIDS	133853	269893	53445	84323
380620 SALT OF ROSIN/RESIN ACIDS DERV			16414	18615
380630 ESTERS GUMS	10315	22155	2160	6410
380690 OTH,ROSIN,SPIRIT,OIL,RUN GUMS	12585	23302	1598	7025
380850 INSECTICIDE/RODENTICIDE/ETC	147	147		34
380891 OTHER INSECTICIDES	562957	1195093	396421	968233
380892 FUNGICIDES	388290	603684	289868	463398
380893 HERBICID,ANTISPROUTING PRODUCT	329749	448673	104664	296844
380894 DISINFECTANTS	25781	49224	19698	32075
380899 PLANT-GROWTH REGULATORS R.O-71	22782	30278	8191	21315
380910 FINISHING AGENT AMYLACOUS SUBS	2576	4306		
380991 OTH FINISHING AGENT ETC TX ETC	301094	546965	227609	430245
380992 OTH FINISHING AGENT DYE CARIER	23260	52129	38404	41027
380993 OTH FINISHING AGENT DYE CARIER	110495	178119	88905	150983
381010 PICKLING PREP METAL SURFACE	73397	86819	51075	122126
381090 OTH PREP FOR METAL SURFACE	1106	38017	7500	21385
381119 OTHER,ANTI-KNOCK PREPARATIONS	3391	4644	664	2769
381121 ADD LUBRICATE,PET OIL BIT MINE	663233	988505	372921	656807
381129 OTH ADDITIVE LUBRICATING OIL	136707	335311	67287	170291
381190 OTH PREP ADDITIVE FOR LIQU USE	248504	352121	203279	307667
381210 PREPARED RUBBER ACCELERATORS	3573	14901	11502	21120
381220 COMPOUND PLASTICIZER RUB PL	2443	2504	15690	38021
381230 ANTI-OXIDISING PREPAR & COMPOU	80673	122954	48080	86739
381300 PREP/CHARG FIRE-EXTINGUISHERS	3821	14748	8686	9871
381400 ORGAN COMP SOLVENT/THINNER NES	53289	58503	14455	32448
381511 SUPORTED CATALYST WITH NI/COMP	9926	10245	5646	18774
381512 SUPORTED CATALYST WITH PR/METL		5907	1733	72959
381519 OTHER,SUPPORTED CATALYSTS	14022	41488		10066
381600 REFRACTORY CEMENT,MORTARS,CONS	32454	63160	18342	51122
381700 MIXE ALKYL-BENZEN&MIX AL-NAPHT	679655	1054289	282976	644228
381800 CHEM ELEMENT/COMP DOP-ELECTRON				26
381900 HYDRALIC BRAKE FLUIDS/LIQUIDS	11953	17715	10887	13285

Contd.

10.11 Imports by Economic Categories (Detail)

(In Thousand Rupees)

ITEMS	AUG., 2014	FROM JUL-2014	AUG., 2013	FROM JUL-2013
382000 ANTI-FREEZING PREP/DEICE FLUID	16063	28043	6301	16081
382100 PREP CULTURE MEDIA MICRO-ORGAN	4158	10752	3835	7830
382200 DIAGNOSTIC/LAB REAGENTS/PR-DIA	498150	862028	367730	735737
382311 STEARIC ACID	9530	32474	24340	34492
382312 OLEIC (OLIVE) ACID	4398	7949		6195
382313 TALL OIL FATTY ACIDS		3512		524
382319 OTH INDUS MONOCARBOXYLIC F.ACI	373731	633471	249378	503890
382370 INDUSTRIAL FATTY ALCOHOLS	17668	24159	5408	11659
382410 PREP BINDER FOUNDRY MOUL CORES	6993	15168	16073	32149
382440 PREPARED ADDITIVES FOR CEMENT	23721	40169	3187	48085
382450 NON-REFRACTORY MORTAR CONCRETE	3169	6101	1736	1736
382460 SORBITOL O/TH SUB-H-NO.2905.44	44191	85349	37830	62321
382478 CON (PFCs)/(HFCs)BUT NOT(CFCs)	1641	7958		1405
382479 OTH MIX CON HALOGE DER OF METH	11276	19297	23411	29570
382490 OTH,CHEMICAL PRODUCT/PREPARA	1515861	2851295	1385955	2927477
382590 OTH RESIDUAL OF CEHM.INDUSTRY			3	352
390110 POLYETHYLENE SP GRAVITY<0.94	3188813	5827457	1857669	4028351
390120 POLYETHYLENE SP.GRAVITY>0.94	2807460	5215980	1196702	2659371
390130 ETHYLENE-VINYL ACETATE COPLMER	185009	392597	180145	386448
390190 OTH POLYMER OF ETHYLENE P.FORM	208837	333577	116024	220472
390210 POLYPROPYLENE	4726100	7929412	3091966	7433102
390220 POLYISOBUTYLENE	4803	9937	3652	3652
390230 PROPYLENE COPOLYMERS	1277612	2066102	641922	1778179
390290 OTHER OLEFINS IN PRIMARY FORMS	30439	41876	27668	45519
390311 POLYSTYRENE EXPANSIBLE	8361	16000	11506	17574
390319 OTHER POLYSTYRENE	77225	137474	31453	104670
390320 STYRENE-ACRYLONITRILE COPOLYMR	22241	48449	12772	27219
390330 ACRYLONITRILE-BUTADINE-STYRENE	269965	446608	226719	431225
390390 OTH POLYMERS OF STYRENE,P-FORM	15143	27903	13501	19631
390410 POLYVINYL CHLORIDE,UNMIX SUBST	572243	812314	182990	360793
390421 OTH POLYVINYL CHLORIDE,NON-PLA	2441	12926	4454	15124
390422 OTH POLYVINYL CHLORIDE PLASTIC	13296	60929	10054	20289
390430 VINYL CHLORIDE VINYL ACETATE	3772	9699	9066	13857
390440 OTH VINYL CHLORIDE COPOLYMERS	2031	7380	5925	10520
390461 POLYTETRALUOROETHYLENE			69	269
390469 OTHER, FLUORO-POLYMERS		360	402	402
390490 OTH POLYMERS OF VINYL CHLORIDE	2471	2471	177	1895
390512 POLYVINYL ACETATE AQUE DISPERS	6945	10355	3380	6632
390519 OTH POLYVINYL ACETATE (PVA)	2182	2214	9495	9495
390521 VINYL ACETATE COPOLYMERS AQUEO	34281	64400	40962	67664
390529 OTH VINYL ACETATE COPOLYMERS	28122	31910	8047	22477
390530 POLYVINYL ALCOHOL W/N CON UNHY	202067	391340	211612	413962
390591 COPOLYMERS				1561
390599 POLYMERS OF OTHER VINYL ESTERS	21020	55287	20985	41254
390610 POLYMETHYL METHACRYLATE	17236	23072	16287	32421
390690 OTHER,ACRYLIC POLYMERS P/FORMS	388221	693290	266992	489040
390710 POLYACETALS	11447	25006	15035	26449
390720 OTHER POLYETHERS	937473	1766548	629265	1629833
390730 EPOXIDE RESINS	69806	118883	32069	78174
390740 POLYCARBONATES	103394	174052	63587	118660
390750 ALKYD RESINS	26447	80610		676
390760 POLYETHYLENE TEREPHTHACATE(PET)	177710	606388	192779	416795

Contd.

10.11 Imports by Economic Categories (Detail)

(In Thousand Rupees)

ITEMS	AUG., 2014	FROM JUL-2014	AUG., 2013	FROM JUL-2013
390770 POLY(LACTIC ACID)		4184	57	57
390791 OTHER POLYESTERS, UNSATURATED	2063	2361	4911	7975
390799 OTH POLYSTERS IN PRIMARY FORMS	28873	44007	21642	33225
390810 POLYAMIDE-6,-11,-12,-6,6,-6,10	37745	57071	16809	34801
390890 OTH POLYAMIDE IN PRIMAR FORM	49343	76155	37860	65947
390910 UREA RESINS, THIOUREA RESINS	3783	8177	4042	5819
390920 MALAMINE RESINS	8620	22833	16374	25783
390930 OTHER AMINO-RESINS	258	287		859
390940 PHENOLIC RESINS	27441	41195	12967	29802
390950 POLYURETHANES	262664	468233	222376	401982
391000 SILICONES IN PRIMARY FORMS.	285378	512837	228800	415096
391110 PETROL/COUMARONE,INDENE RESINS	11169	21460	4868	16917
391190 OTH,POLYSULPHIDE,SULPHONE/PAS	19290	26237	5043	13178
391211 CELLULOSE ACETATES,NON-PLASTI			9	9
391220 CELLULOSE NITRATES(INCL COLLO)	94072	150138	44631	104475
391231 CARBOXYMETHYL CELLULOSE & SALT	172107	368744	88432	216854
391239 OTHER CELLULOSE ETHERS	107433	225873	127611	269396
391290 OTH CELLULOSE & CHEM DERIVATIV	55694	77478	37259	85903
391310 ALGINIC ACID,ITS SALTS & ESTER	176512	351883	117959	225545
391390 OTH NATURAL POLYMERS/MODIFI	54207	83829	15797	45823
391400 ION-EXCHANGERS BASED ON POLYMR	21927	40452	11380	45212
391510 WASTE,ETC OF ETHLY/POLYM/PLAST			869	869
391520 WASTE,ETC OF STYRENE/POLY/PAS		39859		
391530 WASTEETC OF VINYL-CHLORIDE/PL	54569	125222	60574	99379
391590 WASTE,ETC PLASTIC/PARING	48677	103953	13257	57331
391610 MONOFILAMENT D>1MM RD/ST/PROFI	68	261	33	81
391620 MONOFILAMENT D>1MM-PL PO VICHL	4893	13728	460	3479
391690 OTH MONOFIL D>1MM PLASTIC-TOH	12329	21423	7321	13722
391710 ARTIFI GUTS OF HARDEN PROTEIN	62	413		
391721 TUBE,PIPE HOSES,RIGID,OF POLYM	13061	15388	6095	7243
391722 TUBE,PIPE HOSES,POLYMER OF PRO	557	1652	1873	9870
391723 TUBE,PIPE ETC OF POLYMER VINYL	17635	25939	29024	37593
391729 TUBE,PIPE HOSE,RIGID,OTH PLAST	5193	11750	3614	5086
391731 FLEXIBLE TUBE,PIPE B-PRE27.6MP	9571	29469	7116	8057
391732 OTH,TUBE,PIPE HOSE W/OUT FITNG	830	6006	4772	6638
391733 OTH TUBE,PIPE NOT REINFORCED	639	882	419	634
391739 OTHER TUBES,PIPES AND HOSES,	59459	85447	32149	56189
391890 FLOOR COVERING OF OTH PLASTICS	11277	20363	496	1846
391910 SELF ADHESIVE PLAT,ETC W<20CM	106228	184754	90883	147034
391990 OTH,SELF-ADHESIV PLATE,W>20CM	240561	529700	163703	396139
392010 OTH PLATES,ETC PLASNON-CELULAR	125049	217645	85522	205722
392020 OTH PLATE,ETC PLAST NOT REINFO	113185	186653	152175	256117
392030 OTH PLATE,SHEET,ETC OF PLASTIC	11501	18292	30403	54726
392043 OTH PLATE,MAT OF VINYL CHLORID	35572	65270	21361	57189
392049 OTH PLAT,ETC VINYL CHLORID FLX	98736	207190	65386	156453
392051 OTH PLATE,ETC ACRYLIC POLYMERS	23543	29697	17305	18117
392059 OTH PLAT,ETC OTH ACRYLPOLYEER	1042	5528	369	3193
392061 POLY CARBONATE IN PLATE, ETC	1038	1038	8680	10714
392062 OTH PLATE ETC POLY(ETH TEREPH)	9118	21409	50768	53307
392063 OTH PLATE ETC UNSAT-POLYSTERS	27422	34146	46381	57779
392069 OTH PLATES ETC OF OTH POLYESTR	4538	7573	15135	24769
392071 OTH PLAT ETC PLAS OF REG CELUL	1089	1089	881	881

Contd.

10.11 Imports by Economic Categories (Detail)

(In Thousand Rupees)

ITEMS	AUG., 2014	FROM JUL-2014	AUG., 2013	FROM JUL-2013
392091 OTH PLATETC PLAS OF PO BUTRAL			6776	6776
392092 OTH PLAT ETC-PLAS OF POLYAMIDE	1372	4572	63	3236
392094 OTH PLAT ETC-PLAS OF PHENORES	2666	4816	538	1023
392099 OTH PLAT ETC-PLAS OF OTH PLAS	36332	87102	38675	59408
392111 PLATES ETC OF PLAS POLY/STYREN	499	1692	819	1003
392112 PLAT ETC PLASTIC CEL P-VIN-CHL	36381	102711	49059	62536
392113 PLAT ETC PLA CEL OF POLUURETHA	118443	238547	147224	288818
392114 PLAT ETC PLA CEL OF REGERATED	2363	4550		2203
392119 FLAT SHET ETC PLA CEL OTH PLAS	30665	56022	54000	86500
392690 OTH, ARTICLES OF PLASTICS	353781	709357	296566	593348
400110 NATURAL RUBBER LATEX	269852	445327	371928	717201
400121 SMOKED SHEETS	133609	198267	73301	178358
400122 TECH SPECIFIED NATURAL RUBBER	185298	375574	216377	526902
400129 OTHER NATURAL RUBBER	8912	30814	17072	50430
400211 STYRENE-BUTADIENE RUBBER LATEX	142455	234097	70800	152535
400219 STYREN BUTADIEN RUBER CARBXyla	364632	502941	261502	432718
400220 BUTADIENE RUBBER (BR)	45272	53518	27982	158046
400231 ISOBUTENE-ISOPRENE RUBBER(IIR)	83436	134179	158511	262007
400239 OTH,HALO-ISOBUTENE-ISOPRENE RU	24783	24783	40905	40905
400249 CHLOROPRENE RUBBER O/THAN LATX	36500	64893	15680	58975
400251 ACRYL BUTADIENE RUBBER LATEX		6	10042	15013
400259 ACRY BUTAD RUBBER O/THAN LATEX	57578	108514	8936	27225
400270 ETHYL PROPLENE-NON-CONJUGATED	9706	23711	16834	60570
400291 OTH SYNTHETIC RUBBER FACTICE	5	144	21283	35027
400299 OTH SYN RUBBER FACTICE D/F OIL	13969	26237	3836	13493
400300 RECLAIMED RUBBER PRIMARY FORM	34454	70859	22875	54847
400400 WASTE,PAROMGS&SCRAP O/TH H-RUB	108023	190817	85323	145912
400510 COMP WITH CARBON BLACK OR SILI	9393	25231	7323	18326
400591 PLATE,SHEET STRIP UN-VUL RUBER	130	1569		477
400599 OTHER COMPOUNDED RUBBER	26635	50639	9705	23396
400690 OTH FORM&ARTIC UNVULCAN RUBBER	1106	1107	53	132
400700 UNVULCA RUBBER THREAD & CORD	15156	39095	6807	12974
400811 PLATE,SHEET ETC CELLU VULC RUB	1082	13846	17217	29102
400819 RODS&OTH FORMS OF CEL.VULC RUB	3433	4738	2129	3210
400821 PLAT,SHET N-CELU VULCANI RUBER	76468	134419	33812	56937
400829 RODS&OTH FORM OF N/CEL VUL RUB	2686	14176	12769	19638
400911 TUBE,PIPE OF RUBBER W/O.FITING	28704	51756	16485	29836
400912 TUBE,PIPE OF RUBER WITH FITING	2254	5974	856	2026
400921 TUBE,PIPE OF RUB W/O.METL.FIT	20064	21289	105577	107483
400922 TUBE,PIPE OF RUB WITH METL.FIT	1168	2599	92	1631
400931 TUBE,PIPE RUB W/O TEX.METL.FIT	10057	15392	6927	7429
400932 TUBE,PIPE RUB W/TEX.METL.FIT	1378	9641	395	433
400941 TUBE,PIPE RUB W/O OTH.METL.FIT	3538	10104	7080	10705
401700 HARD RUBER IN ALL FORMS/ARTICL	814	2056	1421	2475
410120 W.HID&SKIN BOV.WT8-10KG.UN.SPL	4091	4667		
410150 WHOLE,HIDE/SK BOV ANI F>16 KG	77741	134297	29325	67520
410190 OTH HIDES INCL BUTT,BEND&BELIE			765	765
410210 RAW SKINS OF SHEEP/LAMB W/WOOL	381690	660308	157766	363462
410221 RAW SK SHEP/LAM W-OUT WOOL PKD	4109	31001	27615	56867
410229 OTH RAW SK SHEP/LAM W/OUT WOOL	8857	21741	2	728
410390 OTH,HID/SK FRE SALTED,DRIED,LA	153197	228781	84778	144169
410411 HIDE/SKIN FULL GRAIN UNSPLIT	3975	8998	1756	7009

Contd.

10.11 Imports by Economic Categories (Detail)

(In Thousand Rupees)

ITEMS	AUG., 2014	FROM JUL- 2014	AUG., 2013	FROM JUL- 2013
410419 OTH HIDE,SKIN WET STATE	11880	23483	15779	28038
410441 HIDE,SKIN FULL GRAIN DRY STATE				507
410449 OTHER HIDES DRY STATE(CRUST)	4142	4142	331	372
410510 WET BLUE LAMB,SHEEP SKIN	98085	225512	148933	311904
410530 SHEEP/LAMB SKIN NO WOOL CRUST	1412	8177		25108
410621 GOAT/KID SKIN WET BLUE	36489	112967	74988	156805
410622 GOAT/KID SKIN CRUST	4586	10917	12471	29395
410691 OTH WET BLUE SKINS		34	988	988
410712 WHOLE HIDE/SKIN GRAIN SPLIT BV	1252	1333		
410719 OTH WHOLE HIDE/SKIN BOV ANIMAL	67871	216898	53868	91698
410791 OTH HIDE INCL SIDES FULL GRAIN		36		
410792 OTH HIDE INCL SIDE GRAIN SPLIT				2685
410799 OTH LEATHER FURTHER PREPARED	15436	24902	7433	22408
411200 PREPARED LEATHER SHEEP/LAMB	15532	16714	3962	12847
411310 LEATHER PREP.AFTER TANN GOAT	49842	58632	7787	23220
411390 OTH LEA FURTHER PREP.AFTR TANE	3056	3598	621	3493
411410 CHOMIS LEATHER		164		
411420 PATENT LAMINATED METALIS LEATH	37	476		923
411510 COMP. LEATHER WITH BASIS LEATH	30150	49423	2058	13815
411520 PARINGS, OTH WASTE OF LEATHER	298	434		
420600 ARTI OF GUT OF BLADER/ TENDONS			5	5
430110 MINK SKINS,RAW,WHOLE/W/O HD,TA				36
430219 OTH,FURSKINS,WHOLE,W&W/OUT H&T	1518	9425	11133	13694
440110 FUEL WOOD,IN LOGS,BILLETS ETC	193	193		52
440122 WOOD IN CHIPS OR PART NON-CON			620	620
440310 WOOD TRET WITH PAINT,STAIN ETC	2620	3427	6176	9547
440320 OTH,CONIFEROUS SPECIES ROUGH	16144	28019	6563	9238
440349 OTH,WOOD,NON-CONF SPECIES ROUG	15746	15746	24751	55247
440399 WOOD OF OTHER NON-CONF SPECIES	62666	80139	52385	106010
440410 CONIFEROUS	4203	8334	527	4709
440799 OTH WOOD NON-CONF.SPECIES	183892	337853	103803	174690
440810 CONIFEROUS SHEET FOR VENEERING	9331	18524	4700	8890
440839 OTH VENEER SHEET/TROPICAL WOOD	4163	9981	2466	6609
440929 OTHER NON-CONIFEROUS WOOD	360	592		719
441011 PARTICLE BOARD OF WOOD	33508	38459	10020	13185
441012 ORENTED STRAND BOARB UN-WORKED	1253	1305	712	1439
441019 OTH P-BOARD OF LIGNEOUS MATERI		34		
441090 OTH P-BOARD NOT AGGLOM W-RESIN	950	959	6	6
441112 MEDIUM DENSITY BOARD (MDF)	94986	173680	90231	156797
441113 (MDF)THICKNESS 5MM TO 9MM	51058	65413	16688	33639
441114 (MDF)THICKNESS EXCEEDING - 9MM	121141	166949	111944	205153
441193 OTH (MDF)DENSITY 0.5-0.8g/cm3	53499	121132	67364	174221
441194 OTH (MDF)DENSITY NOT> 0.5g/cm3	965	3038		913
441210 P-WOOD,VENEER PANELS OF BAMBOO		16		
441231 OTH P-WOOD OF WOOD SHEET -6MM			1080	1080
441232 OT P-W OUTER PLY NON-CONIFE-WD	24655	60201	24266	40642
441239 OTH PW CONSIST OF WD SHEET-6MM	18461	21673	1776	3208
441294 OTH BLOCKBOARD,LAMINATED&BATEN	1160	1160		1947
441299 OTH PW CONSIST OF WOOD SHEET	669	703	359	1651
441400 WOODEN FRAMES FOR PAINTINGS	1198	1431	703	1126
441510 CASES,BOXES,CRATES,SIM/PACKING	780	2837	11	18
441520 BOX PALLETS& OTHER LOAD BOARD	33	36		23

Contd.

10.11 Imports by Economic Categories (Detail)

(In Thousand Rupees)				
I T E M S	AUG., 2014	FROM JUL- 2014	AUG., 2013	FROM JUL- 2013
442190 OTHER,ARTICLES OF WOOD	10924	31992	3272	8846
450110 NATURAL CORK,RAW/SIMPLY PREPAR	1913	2312	1056	1056
450190 WASTE CORK,CRUSHED,GRANULATED	400	623		
450310 CORKS AND STOPPERS				5
450390 OTHER ARTICLE OF NATURAL CORK		50	43	43
450410 BLOCK PLATE SHEET,STRIP CORK	2862	5578		1336
460290 OTH BASKET/WICKERWORK/LOOFAH	195	612	130	623
470100 MECHANICAL WOOD PULP	34594	126177	30174	36149
470200 CHEM WOODPULP,DISSOLVING GRADE	15190	15190	11032	25159
470311 CHEM WOODPULP UNBLECHED CONIFE	53185	169228	14494	146770
470321 CHEM WOODPULPSEMIBLEACH/BLEACH	376430	700797	407017	955940
470329 OTH CHEMWOODPULP BLE/SEMI-BLEH	213376	776545	510504	938661
470429 CHE W-PULP,S-BLE/BLE NON-CONIF	14484	31947	24966	42927
470500 SEMI-CHEMICAL WOOD PULP	172443	339898	87363	262009
470710 UN-BLEACHED KRAFT PAPER	10247	52137	165636	167940
470720 RECOVERED PAPER/PAPER BOARD BL			495	3414
470730 PAPER/PAPERBOARD MACHINE PULP				2392
470790 WASTE & SCRAP OF OTHER PAPER	214290	336167	139563	240367
480100 NEWSPRINT,IN ROLLS OR SHEETS	551547	1117129	725325	1105199
480210 HAND-MADE PAPER & PAPERBOARD	185	287		293
480220 PAPER/P-BOARD PHOTO-SENSITIVE			111	160
480240 WALL PAPER BASE		14		
480254 OTH PAPER & PAPERBOARD<40G/SQM	4880	12710	23	15638
480255 OTH PAPER&PAPERBOARD>40-G/SQM	239173	298986	137877	315155
480256 OTH PAPER&PAPERBOARD IN SHEETS	38339	44515		
480257 OTH PAPER WT 40-150 G/M2	50173	67124	19705	39121
480258 PAPER & BOARD WT>150G/M2	56866	85583	18273	44233
480261 OTH PAPER&PAPERBOARD IN ROLLS			349	382
480262 OTH PAPER&PAPER BOARD IN SHEET	263534	338452	165170	387267
480269 OTH U-C CARBONISING BASE PAPER	1207	2642	2792	2892
480300 TOILET FACIAC TISSUE/TOWEL ETC	10505	27130	13682	26884
480411 KRAFTINER UN COATED UN-BLEACH	163427	218302	58555	167352
480419 OTH KRAFTLINER UNCOAT ROL/SHET	42023	92118	22524	39848
480421 SACK KRAFT PAPER,UNBLEACHED	302468	692022	241821	371465
480429 OTH SACK KRAFT PAP UN-COT RISH		2454	6441	9102
480431 OTH KRAFT P1BORD WT150G/SQMUNB	67758	83515	45745	54823
480439 OTH UNC K-P/BORD WT150G/SQMUB	18187	37617	27376	49443
480442 OTH KRAFT 150-225G BLECH	4356	11333	4059	4059
480449 OTH KRAFT PAPER IN ROCC/SEETS	1715	1715	6683	6683
480451 OTH KRAFT PAPER 225G ON BLEACH	690	690		
480459 OTH KRAFT PAPER IN ROLL 225G	56	20210	3045	3045
480511 SEMI-CHEMICAL FLOUTING PAPER		15971	5000	11608
480519 OTHER FLUTING PAPER	36259	37210	4246	4513
480524 TESTLINER BD WT150G/M2 OR LESS	34895	37086	18061	28501
480525 TESTLINER BOARD WT>150 G/M2	20349	30800	15996	42409
480530 WRAPPING PAPER,UNCOAT	28367	60114	42363	72927
480540 FILTER PAPER/PAPERBOARD,UNCOAT	1204	2303	5597	10525
480591 OTH P&P/ BOARD<150G UNCOATED	14067	49567	23043	46515
480592 OTH P&P/BOARD 150-225G UNCOAT	9352	15841	16214	16214
480593 OTH P & P BOARD<225G UNCOATED	8524	22079	20935	30556
480610 VEGETABLE PARCHMENT PAPER			3124	3124
480620 GREASEPROOF PAPERS	162	2013	1819	2855

Contd.

10.11 Imports by Economic Categories (Detail)

(In Thousand Rupees)				
I T E M S	AUG., 2014	FROM JUL- 2014	AUG., 2013	FROM JUL- 2013
480630 TRACING PAPERS	3040	7391	8061	9263
480640 CLASSINE/GLAZED TRANSPA PAPER	23889	41510	4777	11618
480700 COMPOSITE P/BOARD STICKING FLA	453	10865	1576	2853
480810 CORRUGATED P&P/BOARD PERFORATED		264	545	545
480840 SACK KRAFT PAPER CREPED/EMBOSD		660		
480890 OTH PAPER,CREPED/EMBOSSD/PERF	2505	9629	2197	3899
480920 SELF COPY PAPER	29484	55976	33211	47579
480990 OTH COPYING / TRANSFER PAPERS	3569	7141	917	3629
481013 P&P/BOARD FOR WRITING/PRINTING	101959	202975	200438	364202
481019 OTH PAPER&PAPERBOARD IN SHEET	95129	165067	110546	221772
481022 LIGHT WEIGHT COATED PAPER	1137	1137	3157	3157
481029 OTH LIGHT WEIGHT COATED PAPER	232468	526346	3025	4221
481032 KRAFT PAPER&P/BOARD WT>150G/M2	2592	12787	6298	10386
481039 OTH KRAFT PAPER&P/BOARD BLEACH	238	662	324	957
481092 OTH PAPER&P/BOARD MULTI-PLY	1015942	1964375	491836	969417
481099 OTH PAPER&P/BOARD COATED	16890	53892	19951	35282
481110 P&P/BOARD,TARRED,BITUMINISED			648	648
481141 GUMMED ADHESIVE PAPER & BOARD	87420	203834	77051	167278
481149 OTH GUMMED/ADHESIVE P&P/BOARD	6552	12930	5392	13297
481159 OTH P&P/BOARD PLASIC COAT.	329588	766920	350812	576239
481160 P&P/BOARD COATED WAX COVERED.	64143	123084	75585	132749
481190 OTH P&P/B CELLULOSE WADDING	144337	248538	93402	147385
481320 CIGRETTE PAPER IN ROLL WTH SCM	37267	110073	57811	143678
481390 OTH CIGARET PAPER,BOOKLET/TUBE	73470	91204	29129	89433
481420 WALL PAPER COVERD WITH GRANITE	12414	31620	7207	10559
491199 OTHER, PRINTED MATTER	32483	53875	37582	75349
500100 SILK-WORM COCOONS FOR REELING		644		
500200 RAW SILK (NOT THROWN)	3058	7939	7970	12141
500300 SILK WASTE, YARN WASTE&G-STOCK		1156	1490	1490
500400 SILK YARN,NOT RETAIL SALE	38536	90101	11598	25561
500500 YARN SPUN FROM SILK,WASTE NRS	38613	74046	44110	62335
500790 OTHER SILK FABRICS	157907	366645	52865	100767
510111 SHON WOOL GREASY	1007	1508		
510119 OTHER GREASY FLEECE WSHED WOOL	92019	224504	45320	116105
510129 OTHER DEGREASED WOOL NOT CORBO	10795	12586	5060	5060
510130 CARBONISED WOOL	1867	1867		22134
510510 CARDED WOOL	415	415		
510529 OTHER WOOLTOPS&COMBED WOOL		7909	9611	9611
510531 FINE ANIMAL HAIR,CARDED/COMBED		4898	2724	2724
510610 YARN OF CARDED WOOL 85% WT WOL	19658	37668	13762	26163
510620 YARN OF CARDED WOOL<85% W WOL	34921	54953	18128	20108
510710 YARN OF COMBED WOOL-WOOL=/>85%	4785	6106	3394	3394
510720 YARN OF COMBED WOOL-WEIGHT<85%	2516	7597		4258
510910 YARN OF WOOL /ANIMAL HAIR 85%>	573	573		
520100 COTTON, NOT CARDED OR COMBED.	1635072	3096578	1955628	5324449
520210 YARN WASTE(INCL.THREAD WASTE)		436	1005	2766
520299 OTHER COTTON WASTE	10764	22820	9487	20014
520300 COTTON, CARDED OR COMBED.	1679	1679		
520419 OTH COTTON SEWING THREAD 85%>	133	223		
520420 COTTON SEWING THREAD,RETL SALE		25		
520511 SIN.COT.YAR.U.COM.FIB.D-714.29	10547	10547	60546	110726
520512 S-COT.YARN UCF.D-232.56-714.29	48693	94113	43596	78163

Contd.

10.11 Imports by Economic Categories (Detail)

(In Thousand Rupees)

ITEMS	AUG., 2014	FROM JUL- 2014	AUG., 2013	FROM JUL- 2013
520513 S-COT.YARN UCF.D-192.31-232.56	311	311		20227
520521 S/C YARN COM.FIB D-714.29/MORE				8737
520522 S/C YARN LF.DX.232.56-714.29	51225	107091	121922	227156
520523 S/C.YARN LF.DX.192.31-232.56			45817	91757
520524 S/C YARN COM.FIB.125-192.31-DX	29825	30899	28416	65548
520526 S/C YARN LF. DX. 106.30-125.	10786	20585		4572
520527 S/C YARN COM.FIB.106-36-125-DX	190895	333472	327827	503112
520528 S/C YARN COMBED FIB.< 83.33-DX	158671	413903	126848	208990
520531 MUL/CAB.C/Y.ULF.>714.29DECITEX	9881	9881	129544	250445
520532 MUL/CAB C/Y ULF.232.56-714.29D	8834	9816	1267	1267
520535 MUL/CAB.C/Y UN.COM.FIB<125.DX.	22629	35277	33292	52494
520542 MUL/CAB.C/Y CF.232.56-714.29DX	8731	18226		328
520548 MUL/CAB.C/Y COM.FIB.< 83.33.DX	22152	22152	3818	3818
520611 S/C YARN UN COM. FIB>714.29 DX	3341	7726	3526	3526
520612 S/C YARN UN.COM. FIB.<71429.DX	4045	7519		
520634 MUL/CAB C/Y UCF <192.31,125DX			252	252
520635 MUL/CAB C/Y UN-COM F/B<125DX		7800		10284
520710 C/Y CON>85 % WT OF COT PER-SAL	26	26		
521225 OTH W-FAB COT PRINTED>200G/SQM	107	867		
530121 FLAX,BROKEN OR SCUTCHED N-SPUN	2672	3311		4838
530129 OTH, FLAX,HACKLED NOT SPUN	37404	40079		
530310 JUTE/OTH TEXT BAST FIB RAW/RET	147809	427269	150689	798360
530390 OTH, WASTE OF JUTE&TEXTILE FIB		1293		
530500 COCONUT,ABACA RAMIE,RAW/PROCE	13829	25827	10455	63306
530610 SINGLE FLAX YARN	26526	38443	11571	12840
530710 SINGLE,YARN OF JUTE OR OTH FIB	5857	10886	5304	10707
530720 MULTIPLE OR CABLED YARN(RAMIE)	1489	3775	7106	9357
530810 COIR YARN	3718	6129	4095	6077
531100 WOV FAB OF OTH VEG TEX FIB	1104	1104		
540110 SEWING THREAD SYTHA FILAMENT	61615	107440	55002	144310
540120 SEWING THREAD ARTIFICIAL FILAM	155858	330754	117131	283928
540211 HIGH TENANCITY YARN OF ARAMIDS				4851
540219 OTH HIGH TENANCITY NYLON YARN	408	408	349	431
540220 HIGH TEN YARN OF POLYESTERS	8662	10832	4741	4741
540231 FILAMENTS YARN NYLON POLY 50	175067	294139	93934	215292
540232 FILAMENTS YARN NYLON/OTH POLY	13423	35210	25336	52024
540233 FILAMENTS YARN OF POLYESTERS	1563571	3424729	1546569	2929822
540234 TEXTURED YARN OF POLYPROPYLENE	16391	28936	7034	10030
540239 OTH, SYNTHETIC FILAMENTS YARN	46324	100512	19467	46694
540244 OTH YARN SINGLE UN-TWIST/TWIST	450575	910696	355828	831848
540245 ELASTOMERIC YARN OF NYLON	72301	118327	60626	100682
540246 ELASTOMERIC YAR,POLY-PARTIALLY	10234	20076	2841	2841
540247 ELASTOMERIC YARN OF POLYESTERS	495808	1002351	429511	791699
540248 O-ELASTOMERIC OF SPANDEX/LYCRA	6186	12852	1865	1865
540249 OTH,YARN,SINGLE,50 TURNS/MTR	5100	6329	24201	70046
540251 OTH S/Y TWIST>50/M NYLON,POLYA	1922	4615	107	1073
540252 OTH S/Y TWS>50/M OF POLYESTER	29630	60626	48941	107319
540259 OTH S/Y TWS>50M OF OTH POLYEST	48	48	15534	25256
540261 OTH Y-MULTIPLE/CAB NYLON/POLYM	3533	8262	29873	74402
540262 OTH Y-MULTI/CAB OF POLYESTER	122170	222957	60274	104024
540269 OTH Y-MULTI/CAB NOT RETAIL SAL	11084	26864		436
540331 OTH Y/S UN-TWST VISCOSE RAYON	793655	1576743	771656	1287317

Contd.

10.11 Imports by Economic Categories (Detail)

(In Thousand Rupees)				
I T E M S	AUG., 2014	FROM JUL- 2014	AUG., 2013	FROM JUL- 2013
540332 OTH Y/S VIS RAY >120TURNS/MTRS	492430	962346	219168	456570
540333 OTH YARN,SINGLE CELLULOSE ACET	10259	10259		
540339 OTH ARTIF FILAMENT YARN SINGL	83493	140003	16782	50284
540341 OTHER YARN OF VISCOSE RAYON	12547	12767	12381	15402
540349 OTH ARTI FILAMENT YRN VIS RAYO	3002	3002		19
540411 ELASTOMERIC SYN-MONOFILAMENT	3640	6255		1488
540412 OTH MONOFILAMENT OF POLYPROPYL	2661	3157		
540419 OTH SYN MONOFILAMENT OF 67-DEX	13911	24708	7122	12378
540490 OTH SYNTH YARN & SYNTH TEX MAT	469	43741	41149	44659
540500 ARTIFICIAL MONOFILAMENT67D/MORE		386		
540834 OTH WOV FAB ART.FIL YARN PRINT		133		
550120 SYN FILAMENT TOW OF POLYESTERS	14963	21008	3537	13853
550130 ACRYLIC OR MODACRYLIC	314012	495230	165611	373271
550190 SYNTHETIC FILAMENT TOW,N.S.	25374	25374		6831
550200 ARTIFICIAL FILAMENT TOW	326910	629238	332668	639019
550311 SYN STAPL FIB OF NY OF ARAMIDS	3708	5134	4409	7436
550319 OTH SYN STSPL FIB NOT CARD/COM	48839	77010	13082	14136
550320 SYN STA FIB POLYESTER N-CRD/CD	1557476	2725067	1115880	1944662
550330 SYN STA FIB ACRYLIC N-CRD/COMD	348274	698117	291694	605200
550340 SYN STAFIB POLYPROPYLENE N-C/C	784	5792		
550390 SYN STAPLE FIB NOT CARDED/COMB	1345	1345	8311	11980
550410 ART-STA FIB VIS RAYON N-CRD/CO	2725482	4551169	1146250	2024249
550490 OTH ART STAPLE FIB NOT CARDED	531795	927002	281602	511771
550510 WASTE SYNTHETIC FIBRES	2806	2806	394	1773
550520 WASTE ARTIFICIAL FIBRES	402	1302		
550620 SYN STA FIB CRD,COM SPN POLYES	22048	44552	23238	41774
550630 ACRYLIC FIBRES CARDED/COMBED		347		
550690 SYNTHETI FIB CARDED/COMBED NS		100		
550700 ARTIFI STAPLE FIB CARDED/COM				496
550810 SEWING THREAD SYN STAPLE FIBRE	4179	6591	16632	20368
550820 SEWING THREAD ART STAPLE FIBRE	20609	24078	48	48
550911 S/Y STA FIB 86% WT NYLON	104245	271159	26346	87271
550912 MULTI CAB YRN SYN FIB NYL 85%W			20796	20796
550921 S/Y SYN STA FIB 85% WT POLYSTR	541960	1200468	431277	813124
550922 MULTI STA FIB 85% W POLYESTER	106960	160897	25331	79134
550931 SINGLE YARN85% OR MORE ACRYLIC	24078	32842	6537	25015
550932 MUL/CAB YARN 85% ACRYLIC FIB	17757	81107	2546	6547
550941 SINGLE YARN 85% WT SYN STA FIB	7966	7966	4047	24421
550951 O/YRN POLYES STA FIB MIX ARTIF	221293	408149	127876	275365
550952 O/YRN MX WITH WOOL/FINE A-HAIR				1166
550953 OTH YRN OF POLYESTER MIX COTTN	5522	5522	6688	6688
550959 OTH YRN OF POLY STAPLE FIBRE	60780	104459	33464	64058
550961 O/YRN OF ACRYLIC S-FIB MX WOOL	17250	42268		30273
550969 YARN ACRYLIC FIB NOT FOR R-SAL	17863	96777	14750	74135
550999 OTH YARN SYN FIB NOT FOR R-SAL	5649	5649	15291	18279
551011 S/YRN ART STA FIB>85% STAPLE-F	117830	246631	82345	185456
551012 MUL/CAB YARN ART STA FIB>85%W	5868	11605		8539
551030 O/YRN ART STA FIB MIX COT-NRS	17	17		
551090 O/YRN ATT STA FIB<85%ART ATA-F	207	207	8222	8226
551120 YARN<85% BY WT SYN STAP FIBRE	5642	18946		
560290 OTH FELTS,NOT IMPREGNATE,COAT	11355	23022	8605	12731
560311 N-WOVNS, M-MADE FILA>25G/SQM	50916	84716	21715	45033

Contd.

10.11 Imports by Economic Categories (Detail)

(In Thousand Rupees)

ITEMS	AUG., 2014	FROM JUL- 2014	AUG., 2013	FROM JUL- 2013
560312 N-WOV,M-MAD FIL>25G/SQM>70GSQM	109630	208051	53702	97812
560313 N-WOVNS,M-MAD FIL>70G/SQM>150G	27391	63450	35645	65946
560314 N-WOV,M-MAD FLAME WT>150G/SQM	20595	34116	17798	37636
560391 OTH NONWOVENS, WT>25 G/SQM	14	14	850	850
560392 OTH N-WOV,WT>25G/SQM>70 G/SQM	2946	5383	7659	15902
560393 OTH,NON WOVEN>70G/SQM>150G/SQM	2259	6674	3603	6067
560394 OTH,N-WOVEN WEIGHING>150G/SQM	130097	282087	116614	228282
560410 RUBBER THREA AND CORD,TEX COVE	2494	3322	4194	10982
560490 OTHER,TEXTILE COVERED MATERIAL	9857	24495	7826	13130
581099 OTH TEXTILE MATERIAL.	249	249	13974	28088
581100 QUILTED TEXTILE PRODUCT PIECE.	2959	7883	5681	8121
590110 TEX FAB.GUM COATED/AMYLAC,SUBS	68	4401	9130	9130
590290 OTH,TYRE CORD FAB YARN VIS-RYN	110	110		
590310 TEX.FAB.IMP,COV/LMTD PICAL.	145904	300864	69960	167423
590320 TEX.FAB IMP,COATED,POLYURETHAN	160478	407637	82892	178918
590500 TEXTILE WALL COVERINGS.				79
590610 ADHESIVE TAPE < 20 CM	744	1269	419	3520
590691 RUBBERISED TEX FAB,KNIT/CROCH	224	3416		121
590699 OTHER,RUBBERISED TEX FAB,N.S	5687	18610	6246	33436
590700 TEXTILE FABRICS O/W IMPG/COATD	13712	30083	21100	57403
630900 WORN CLOTHING&OTH WORN ARTICLE	1144539	2072943	1488786	3358655
631010 USED&NEW RAGS,SCRAP,TWINE,ETC	905	905	29	29
640590 OTHER FOOTWEAR	17150	30488	3789	50483
640610 OTH PARTS OF FOOTWEAR N.S.	10425	13173	7171	13563
640620 OUTER SOLE/HEEL OF RUB/PLASTIC	9629	16954	7639	10220
640690 PARTS OF FOOTWEAR/OTH MATERIAL	4380	7370	3508	10117
650100 HAT-FORM/BODY,HOODS OF FELT			23	23
700800 MUL-WALLED INSULATE UNIT GLASS	6454	55010	125	693
700910 REAR VIEW MIRRORS FOR VEHICLES	5921	10967	5828	9030
700991 UNFRAMED GLASS MIRRORS	60923	121606	36064	84218
701399 O-GLASSWARE INDOOR DECORATION	164709	306031	133442	257263
701890 OTH GLASS ART O/T IMI-JEWELERY	1147	5370	8557	20479
701911 SILVER/ROVINGYARN C/STAND=50MM		51		
701912 ROVINGS	9984	22083	5139	8731
702000 OTH ARTICLES OF GLASS	2886	6261	3613	4399
710121 CULTURED PEARLS UNWORKED			99	99
710310 UN-WORKED/SIMPLY SAWN PRE-STON	2580	9369	531	1312
710691 SILVER UNWROUGHT			30940	611240
710692 SEMI-MANUFACTURED SILVER	7066	21288	2291	5050
730890 OTH STRUCTURE OF IRON OR STEEL	252539	569631	265130	630257
730900 RESERVATORS,TANKS,VATS SIMICONT	1177	38349	101	2390
731010 TANKS,CASKS,DRUMS,CANS,BOX>50	9295	9712	2771	3119
731021 CAN,CLOSED BY SOLD/CIMP CAP<50	3850	10695	996	4912
731029 OTH TANK,CASK,DRUM,BOX CAP<50	59300	74156	29994	57986
761090 ALUM STRUCTURE & PARTS N.E.S.	70889	154863	3821	24544
761210 COLLAPSIBLE TUBULAR CONTA ALUM	3044	3044	5112	9818
761290 OTH CASKS,DRUM,CAN,BOXES ALUMI	264136	539410	158515	245189
890800 VESSELS&F-STRU FOR BREAKING UP	7387804	7387804	8178352	14948540
900110 OPTICAL FIB,OPTI FIB BUNDLES	33936	66512	31646	52385
900120 SHEET,PLATE OF POLARISING MATE	217	310		
900130 CONTACT LENSES.	249	2314	746	1808
900140 SPECTACLE LENSES OF GLASS.	3221	9732	2904	7194

Contd.

10.11 Imports by Economic Categories (Detail)

(In Thousand Rupees)

ITEMS	AUG., 2014	FROM JUL- 2014	AUG., 2013	FROM JUL- 2013
900150 SPECTACLE LENSES OTH MATERIAL	1631	2845	751	875
900190 OTH LENSES, PRISMS, MIRRORS	622	2210	417	2558
900211 OBJETIVE LENSE CAMRA/PROJECTOR	363	1005	203	1079
900219 OTHER OBJECTIVE LENSES.	421	992	208	229
900220 FILTERS FOR OBJECTIVE LENSES		26		
900290 OTH,MOUNTED OPTICAL ELEMENTS	5335	6088	1118	1533
900311 FRAMS,MOUNTINGS OF PLASTICS	954	1722	30	172
900319 FRAM,MOUNTING OF OTH MATERIAL	2359	5403	225	2333
900390 PART FOR FRAMES&MOUNT SPECATLE	46	82		
900410 SPECTACLES,GOGGLES SUNGLASSES	14976	45696	19220	42297
900590 PARTS/ACCESSORIE OF BINOCULARS	90	189	86	120
900630 CAMERA USED IN UNDERWATE SURVY		15	82	82
900640 INSTANT PRINT CAMERAS			329	329
900651 CAMERA(SLR) FOR FILM WD!>35MM		19		
900653 OTH CAMERA ROLL FILM OF35MM				346
900659 OTH CAMERA PHOTOGRAPHIC	783	1042		49
900661 DISCHARGE LAM FLASHLIGHT APPAR		40		
900669 OTH PH-GRAPHIC FLASHLIGHT APPA	218	532	102	648
900691 PARTS,ACCE PHOTOGRAPHIC CAMERA		580	113	330
B. CAPITAL GOODS TOTAL	34749992	62543836	24123134*	50868896
250100 SALT/PURE SODIUM CHLORIDE	4943	11311	4942	6091
250300 SULPHUR OF ALL KINDS	68245	116804	53179	376747
250410 NATURAL GRAPHITE OF ALL KINDS	14907	23054	6865	15818
250510 SILICA SANDS AND QUARTZ SANDS	2787	3679	1784	5072
250590 OTHER NATURAL SANDS	1276	3430	1198	2107
250610 QUARTZ (O/T NATURAL SANDS)	488	488		
250620 QUARTZITE ROUGHLY TRIMMED			2857	2857
250700 KAOLIN & OTH KAOLIN CLAYS	63940	127873	64099	118266
250810 BENTONITE	5060	9282	6718	13569
250830 FIRE-CLAY			1067	1067
250840 OTHER CLAYS	5124	14273	1630	6480
250900 CHALK	4647	17092	1507	14509
251110 NATURAL BARIUM SULPHATE	3466	5169	73952	106628
251200 SILICEOUS FOSSIL MEALS	2478	3939	2145	4783
251310 PUMIC STONE W/NOT HEAT TREATED	3293	10728	3805	7019
251320 EMERY,NATURAL CORUNDUM,GARNET	3379	10850		8185
251511 MARBLE/TRAVERTINE,CRUDE ROUGH	9441	31285	154	993
251512 MARBLE,TRAVERTINE,MERELY CUT	246	566	324	1452
251611 GRANITE,CRUDE/ROUGHLY TRIMMED	1406	1688	431	1476
251612 GRANITE,MERELY CUT,BY SAWING		48		668
251620 SANDSTONE,CRUDE/ROUGHLY TRIMED	664	664	1294	1526
251690 OTH MONUMENTAL BUILDING STONE				32
251741 GRANULES,CHIP & POWDER,MARBLE	493	493		
251749 OTH GRANULE,CHIPPING & POWDER		553		
251830 DOLOMITE RAMMING MAX	3255	3255		
251990 OTH FUSED MAGNESIA,DEAD BURNED	18772	20989	4549	8457
252010 GYPSUM; ANHYDRITE	7019	8738	2485	3217
252020 PLASTERS OF CALCINED GYPSUM		638	34	484
252220 SLAKED LIME	238	858	587	587

Contd.

10.11 Imports by Economic Categories (Detail)

(In Thousand Rupees)

ITEMS	AUG., 2014	FROM JUL- 2014	AUG., 2013	FROM JUL- 2013
252310 CEMENT CLINKERS	2125	2381		
252321 WHITE PORTLAND CEMENT				1076
252329 OTHER PORTLAND CEMENT	64940	110598	7061	36142
252330 ALUMINOUS CEMENT(CEMENT FONDU)			422	2623
252390 OTHER HYDRAULIC CEMENTS	70357	97993	23982	83742
252410 ASBESTOS CROCIDIOLITE		2293		
252490 OTHER ASBESTOS	22217	22217	38115	38115
252520 MICA POWDER	398	1017		
252610 NATURAL STEATITE,NOT CRUSHED	227148	427119	85494	334882
252620 NATURAL STEATITE,CRUSH/POWDER	3043	6184	1039	3604
252800 NATURAL BORATES & CONCENTRATES		94		
252910 FELDSPAR				50
253010 VERMICULITE,PERLITE CHLORITES	1614	1614		
253090 OTHER,MINERAL SUBSTANCES	34336	87035	44590	100739
260111 IRON ORES,CONCEN,NON-AGGLOMERT	128630	128630		904409
260200 MAGANESE ORES & CONCENTRATES		116543		
260400 NICKLE ORES AND CONCENTRATES		111		
260700 LEAD ORES AND CONCENTRATES	308	1311		
261000 CHROMIUM ORES AND CONCENTRATES	1006	4629	57	286
261400 TITANIUM ORES & CONCENTRATES	288	2407		3348
261510 ZIRCONIUM ORES AND CONCENTRATE		3660		
261800 GRANULATED SLAG M/G IRON,STEEL	17431	32128		
261900 SLAG,DROSS OTH WASTE,IRN/STL	9742	11373	3268	3268
262011 HARD ZINC SPELT MAINLY OF ZINC		647		
262019 OTH,ASH&RESIDUE C/MAINLY ZINC	738	5713	3514	3514
262190 OTH SLAG &ASH,RESIDUES M-WAST	1563	1563		4685
270111 ANTHRACITE NOT AGGLOMERATED	837	837		
270119 OTHER COAL,NOT AGGLOMERATED	3277981	7026823	1728329	4799987
270120 BRIQUETTES SIMILAR SOLID FUEL				564
270210 LIGNITE NOT AGGLOMERATED	1214	1214		
270300 PEAT INCLPEAT LITTER	993	2857	1430	3200
270400 COKE/SEMI OF COAL,RETORT CARBN	298793	571712	153282	298116
270600 TAR FROM COAL/LIGNITE/PEAT ETC			1594	1594
270730 XYLOLE (XYLENES)	212669	425697	196418	465238
270740 NAPHTHALENE				601
270750 OTH STOCK FOR CARBON BLACK	4139	4662	10406	65309
270791 CREOSOTE OILS	1611	1611		
270799 OTH OIL /PROD DISTLION COALTAR	58511	59146	3049	84129
271019 KEROSENE,INCL KER.TY. JET FUEL	1367943	2229600	723840	1640972
271129 OTH GAS HYDROCARBON GAS STATE	758	1075	363	814
271210 PETROLEUM JELLY	23874	43503	17929	32613
271220 PARAFIN/WAX,CONT WT<0.75%OIL	25604	68770	20888	42425
271390 OTH RESIDUE PETROLEUM BITUMEN	13	13		
271410 BITUMEN OIL SHALE & TAR SANDS			12359	12359
271500 BITUMEN MIXTURES,NATURAL	6035	16048	10341	48862
280110 CHLORINE			1093	1093
280120 IODINE	56789	56905	9841	57543
280200 SULPHUR,SUB/PRE COLLI.SULPHER	797	797	1801	3615
280300 CARBON(INCL CARBON BLACK)NES	49978	101263	91096	212413
280410 HYDROGEN.	143	143	2799	2942
280421 ARGON	3526	8722	6517	11931
280429 OTHER, RARE GASES.	5923	8884	11091	17458

Contd.

10.11 Imports by Economic Categories (Detail)

(In Thousand Rupees)				
I T E M S	AUG., 2014	FROM JUL- 2014	AUG., 2013	FROM JUL- 2013
280430 NITROGEN			167	189
280440 OXYGEN		116	4772	18897
280450 BORON, TELLURIUM		5		200
280469 OTHER SILICON	44	637	704	1040
280470 PHOSPHORUS	7926	17274		1320
280480 ARSENIC		3820		3817
280490 SELENIUM	30075	36713	20306	32516
280519 OTHER ALKALI METALS	1721	6984	4257	4475
280540 MERCURY	2253	2253		
280610 HYDROGEN CHLORIDE (HCL ACID)	211	343	871	1274
280700 SULPHURIC ACID; OLEUM			1650	1836
280800 NITRIC ACID;SULPHONITRIC ACIDS	11403	18586	12971	18915
280910 DIPHOSPHORUS PENTAOXIDE		1074		174
280920 PHOSPHORIC/POLPHOSPHORIC ACIDS	3431628	5570437	2693570	5492892
281000 OXIDES OF BORON;BORIC ACIDS	24243	30798	20094	39615
281111 HYDROGEN FLUORIDE		1895		437
281119 OTHER INORGANIC ACIDS.	11934	22034	17652	22472
281121 CARBON DIOXIDE	27970	59465	38078	138846
281122 SILICON DIOXIDE (SILICA)	42130	102340	31654	67555
281129 OTH INORGANIC OXYGEN COMPOUNDS	1249	2117	1598	3878
281210 CHLORIDES AND CHLORIDE OXIDES	12	47		
281290 OTH HALIDE/HALIDE OXIDES	5678	5678	4963	8075
281420 AMMONIA IN AQUEOUS SOLUTION	500	607	54	517
281511 SODIUM HYDROXIDE SOLID	1808	3564	1315	13346
281512 SODIUM HYDROXIDE AQUEOUS SOL	396	631		511
281520 POTASSIUM HYDROXIDE (CAUSTIC)	39715	82883	17028	34767
281610 HYDROXIDE/PEROXIDE OF MAGNESUM	6612	13549	3939	5991
281640 STRONTIUM,OXIDE,H-OXIDE,PEROXI	265	276		
281700 ZINC OXIDE;ZINC PEROXIDE	25428	34623	18940	25132
281810 ARTIFICIAL CORUNDUM NOT DEFIN		5884	843	4013
281820 ALUMINIUM OXIDE O/T ARTIFICIAL	18142	35780	9560	20568
281830 ALUMINIUM HYDROXIDE	24975	77319	37742	67357
281910 CHROMIUM TRIOXIDE	885	31319	3957	10017
281990 OTH,CHROMIUM OXIDES&HYDROXIDE	181	181	4093	7795
282090 OTHER, MANGANESE OXIDES	15108	15108		
282110 IRON OXIDES AND HYDROXIDES	51683	104495	30115	52314
282200 COBALT OXIDE & HYDROXIDE	5964	15512	9842	17601
282300 TITANIUM OXIDES.	43381	81483	22500	45720
282410 LEAD MONOXIDE(LITHARGE,MASICOT		2168	1305	3601
282490 OTHER, LEAD OXIDES		837	807	807
282510 HYDRAZINE, YDROXYLAMINE SALT	8427	18863	10413	11273
282520 LITHIUM OXIDE AND HYDROXIDE	466	493		1824
282530 VANADIUM OXIDES AND HYDROXIDES		10	3910	6455
282540 NICKEL OXIDES AND HYDROXIDES			1965	1965
282550 COPPER OXIDES AND HYDROXIDES			7520	11615
282560 GERMANIUM OXID/ZIRCONIUMDIOXID	2	2		
282570 MOLYBDENIUM OXIDES/DIOXIDES		418		
282580 ANTIMONY OXIDES	18862	18862	24711	29450
282590 OTH INORGANIC BASE/METAL OXIDE	1227	5779	1110	1870
282619 OTHER, FLOURIDES	6246	6782	1003	1019
282630 SODIUM HEXAFLOROALUMINATE	70	98		2078
282690 OTHER,COMPLEX FLUORINE SALTS	336	2756		1161

Contd.

10.11 Imports by Economic Categories (Detail)

(In Thousand Rupees)

ITEMS	AUG., 2014	FROM JUL- 2014	AUG., 2013	FROM JUL- 2013
282710 AMMONIUM CHLORIDE	2334	3051	5405	7819
282720 CALCIUM CHLORIDE	8705	17898	6194	6448
282731 CHLORIDES OF MAGNESIUM	2849	4588	910	3578
282732 CHLORIDES OF ALUMINIUM		1212		7
282735 CHLORIDES OF NICKEL	916	1095	4202	4743
282739 OTHER CHLORIDES:	6295	24450	4079	5631
282741 CHLORIDE OXIDE/HYDROXIDE COPPER	298	298		
282749 OTH CHLORIDE OXIDE/HYDROXIDES	84	84		
282751 SODIUM POTASSIUM BROMIDES	561	1187		9
282759 OTH BROMIDE/BROMIDE OXIDE	5078	7539	611	611
282760 IODIDES AND IODIDE OXIDES	3231	5777	2463	3786
282810 COM CAL HYP (BLEACHING POWDER)		2		
282890 OTH HYPOCHLORITES/HYPOBROMITES	1533	4725	274	3042
282911 CHLORATES OF SODIUM	1279	3281		
282919 OTH CHLORATES/PERCHLORATES	61105	94959	66805	139404
282990 OTH BROMATES/PERBROMATE/IODATE	5374	5400	896	917
283010 SODIUM SULPHIDES	76996	95301	70753	119559
283090 OTH, SULPHIDES, POLYSULPHIDES				109
283110 SODIUM DITHIONITE,SULPHOXYLATE	92741	210273	44616	123899
283190 OTH DITHIONITE & SULPHOXYLATE	33704	173824	79839	200974
283210 SODIUM SULPHITES(NEUTRAL)	45423	98461	19070	70437
283220 OTHER SULPHITES	3071	3071	62	62
283230 THIOSULPHATES	2963	5010	1437	2144
283311 DISODIUM SULPHATE	143933	236993	71723	157521
283319 OTHER SODIUM SULPHATES	7656	7656	5195	5994
283321 MAGNESIUM SULPHATE(EPSOM SLATE	1278	2925	984	1412
283322 SULPHATES OF ALUMINIUM	4627	12729	5431	7131
283324 SULPHATES OF NICKLE	2855	7632	18683	23128
283325 SULPHATES OF COPPER	12832	29224	8727	27869
283327 SULPHATES OF BARIUM	3513	9753	4242	11449
283329 OTHER SULPHATES	118031	380557	63983	223766
283330 ALUMS	312	315	637	660
283340 PEROXOSULPHATES(PERSULPHATES)	7739	7908	411	4017
283410 NITRITES	5876	9835	2144	9220
283421 NITRATES OF POTASSIUM	7802	16255	11720	11752
283429 OTHER, NITRATES	4014	7528	186	3888
283510 PHOSPHINATES & PHOSPHONATES	7722	14107	6853	6930
283522 PHOSPHATES OF MONO-OR DISODIUM	11055	18509	9714	11571
283524 PHOSPHATES OF POTASSIUM	71	6229	96	4592
283525 CALCIUM HYDROGEN-ORTHOPHOSPHAT	178245	228373	118311	227691
283526 OTH CALCIUM PHOSPHATE (PURE)	62460	118091	1139	3708
283529 OTHER, PHOSPHATES	3924	11369	3123	4996
283531 SODIUM TRIPHOSPHATE	56841	166713	38843	154418
283539 OTHER, POLYPHOSPHATES	31365	61442	6548	12173
283620 DISODIUM CARBONATE NATURAL	69907	164674	231291	275296
283630 SODIUM HYDROGEN CARBONATE	7738	22368	11863	21427
283640 POTASSIUM CARBONATE	32825	93782	13707	44372
283650 CALCIUM CARBONATE	26408	49842	10704	21878
283660 BARIUM CARBONATE	14700	24542	987	11856
283692 STRONTIUM CARBONATE		74		
283699 OTHER, CARBONATES	32008	62149	29314	48127
283711 CYANIDES OF SODIUM	10185	15616		5492

Contd.

10.11 Imports by Economic Categories (Detail)

(In Thousand Rupees)

ITEMS	AUG., 2014	FROM JUL- 2014	AUG., 2013	FROM JUL- 2013
283719 OTH CYANIDE/OXIDES	187	187	27	27
283720 COMPLEX CYANIDES	46	101		2
283911 SODIUM METASILICATES	1764	4293	2491	3464
283919 OTHER, SILICATES	3900	3913	3600	3852
283990 OTHER, METAL SILICATE	4715	14101	1050	3462
284019 OTH DISODIUM TETRABORAT(REFINE	13370	26884	12368	17967
284020 OTHER, BORATES		412	107	2846
284030 PEROXOBORATES (PERBORATES)	729	729		
284130 SODIUM DICHROMATE	36004	48219	24392	35279
284150 OTH CHROMATE DI/PER CHROMATES		90	2628	4425
284161 POTASSIUM PERMANGANATE	7963	7963	5131	8466
284170 MOLYBDATES	1021	1114	1396	1437
284180 TUNGSTATES (WOLFRAMATES)		4		
284190 OTH,SALT OXOMETALIC/PEROX ACID		20	1426	1426
284210 DOUBLE OR COMPLEX SILICATES.	20601	34535	6908	18392
284290 OTHER SALTS OF INORGANIC ACIDS	1758	1809	3134	3386
284321 SILVER NITRATE.	23	324	84	219
284329 OTHER,SILVER COMPOUNDS	22	431	222	222
284330 GOLD COMPOUNDS.	136	136	9	124
284390 OTHER COMPOUNDS,AMALGAMS	1249	1249	1	2253
284430 URANIUM DEPLET THORIUM IT COMP				30
284440 RADIOACTIVE EL/ISOTOP COMP ALY	13741	15056	16592	27768
284610 CERIUM COMPOUNDS.			576	593
284690 OTH RARE EARTH METAL COMPOUNDS		7	12	308
284700 HYDROGEN PEROXIDE SO-WITH UREA	14634	32478	52611	154119
284910 CALCIUM CARBIDE	83482	211158		113444
284920 SILICON CARBIDE	4635	8457	1503	2430
285000 HYDRIDE,NITRIDE,AZIDE,BRMD ETC	295	295		
285210 INORG/ORGANIC COMP OF MERCURY	1240	1519		4109
285290 OTH INORG/ORGA COMP-MERCURY		897		545
285300 OTH INORGANIC COPM AMALGAMS	432	492	13	1124
290899 OTH SULPHONATED DER OF PHENOLS			212	221
290911 DIETHYL ETHER	150	150	91	91
290919 OTHER, ACYCLIC ETHER	1158	8112	326	1845
290920 CYCLANIC,CYC ETHER HALOGEN DER		140		
290930 AROMATIC ETHER HALOGEN SULPH'T	12481	20163	13959	15270
290941 2,2-OXYDIETHANOL(DIETHYL GLYCL	72798	140518	68160	115533
290943 MONOBUTYL ETHER,ETHYLEN GLYCOL	13924	23753	9284	21017
290944 MONOALKYL ETHER,ETHYLEN,GLYCOL	41061	65463	26233	73223
290949 OTH,ETHERS THEIR DERIVATIVES	39299	62867	20202	24034
290950 ETHER-PHENOLS,ETHERALCH PHENOL	1960	5743	1133	1389
290960 ALCH PEROXID,ETH PEROXID,KETON	13886	50368	22729	33917
291010 OXIRANE (ETHYLENE OXIDE)	2856	2890		
291030 1-CHLORO-2,3-EPOXYPROPANE	5145	9377		2642
291090 OTH,EPOXIDE,EPOXYALCH,EPOXYPHL	567	567	127	1177
291100 ACETAL HEM/ACETAL,OXYFUNC HEL	141	141		
291211 METHANE WITHOUT OTH OXYGN FUNC	1713	2397		
291212 ETHANE WITHOUT OTH OXYGEN FUNC		120	486	700
291219 OTH,ACYCLIC ALDEHYD W/O OTHOXY	20708	38002	13531	25447
291221 BENZALDEHYDE W/O OTH OXY FUNC				411
291229 OTH CYCLIC ALDEHYD W/O OXY FUN	2427	5726	502	2101
291241 VANILLIN(4-HYDROXY-3-METHOXYBZ	6335	15640	9081	13191

Contd.

10.11 Imports by Economic Categories (Detail)

(In Thousand Rupees)				
I T E M S	AUG., 2014	FROM JUL- 2014	AUG., 2013	FROM JUL- 2013
291242 ETHYLVANILIN(3-ETHOXY-4HYDROXY	89	1466	3560	14095
291249 OTH ALDEHYDE-ETHER/PHENOL/OXYG	460	690		2
291260 PARAFORMALDEHYDE	6377	8427		6427
291300 HALOGEN,SULPHONAT,NITRAT DERV				3
291411 ACETONE	9327	17996	10262	21934
291412 BUTANONE(METHYL ETHYL KETONE)	57309	95193	75430	113855
291413 4-METHYLPENTAN-2-ONE		1887	2983	5586
291419 OTH,ACYCLIC KETONE W-OUT OXY-F		20	218	427
291422 CYCLOHEXANONE,METHYLCYCLOHEXON	19890	34189	10444	10444
291423 IONONES AND METHYLIONONES		1478	1093	1939
291429 OTH,CYCLANIC ETC W/O OTHOXYGN	2135	4477	4664	11180
291439 OTH,AROMATIC KETONE W/O OXYGEN	566	566	4	171
291440 KETONE-ALCOHOL KETONE-ALDEHYDE	1382	6354	9839	11323
291450 KETONE-PHENOL/KETONE W/O OXYGN	253	3936	4712	5913
291461 ANTHRAQUINONE				3551
291469 OTHER QUINONES	921	5375	5336	12856
291470 HALGENATDED,SULPHONATED,DERIVA	1559	1630		6
291899 OTH INDREDIENTS FOR PESTICIDES	31308	84647	39824	72103
291990 OTH PHOSPHORIC ESTER/SALT/DERI	12795	28093	12513	22408
292090 OTH ESTER OTH INORGANIC ACID	2490	8679	22879	28194
292111 METHYLAMINE,DI/TRI & ITS SALT	14988	20402	5209	20072
292119 OTH ACYCLIC MONOAMIN/DERV/SALT	3053	6464	2893	5607
292121 ETHYLENEDIAMINE AND ITS SALTS	6437	12122	6909	11124
292129 OTH ACYCLIC POLYAMIN/DERV/SALT	1913	10469	1484	1568
292130 CY-CLANIC,LENIC LOTERPENI/SALT	5464	6750	5760	7876
292141 ANILINE AND ITS SALTS	280	8622	819	1458
292142 ANILINE DERIVATIVES/ITS SALT	28525	58481	28573	58707
292143 TOLUIDINE/ITS DERIVATIV/SALT	1603	4556	3750	7651
292145 1,2-NAPHTHYAMINE/ITS DERIVATE	5717	6177	6515	45580
292149 OTH,AROMATIC MONOAMIN DER/SALT	22983	90626	31426	85995
292151 O,M,P-PHENYLENE,DIAMINE SALT	30451	72456	28911	88650
292159 OTH AROMATIC POLYAMIN DER/SALT	14477	26699	10634	24320
292211 MONOETHANOLAMINE AND ITS SALTS	23908	26348	5238	12951
292212 DIETHANOLAMINE AND ITS SALTS		8355	3168	11423
292213 TRIETHANOLAMINE AND ITS SALTS	963	1498	5944	11499
292219 OTH AMINO-ALCH ETHER/ESTR/SALT	159568	220784	47933	165479
292221 AMINOHYDROXYNEPHLENE ACID/SALT	9352	51851	13704	28658
292229 OTH AMINO NAPTHOL/PHENOL ETHER	75447	137086	70089	117792
292239 OTH AMINO ALDEHYDES	228	228	358	4192
292241 LYSINE/ITS ESTER SALT THEREOF	211922	389799	384764	802804
292242 GLUTAMIC ACID AND ITS SALTS	210242	372786	184853	271852
292249 OTH AMINOACID/ESTER O/T OXYFUN	330836	548311	230991	421855
292250 AMINO-ALCHL/ACIDPHENOL/IT COMP	107595	237367	95428	175028
292310 CHOLINE AND ITS SALTS	2296	2490	7107	8048
292320 LECITHIN/OTH PHOSPHOAMINOLIPID	7405	21980	8118	23990
292390 OTH QU-AMMONIUM SALT/HYDROXID	59897	121703	47147	115113
292412 FLUOROACETAMIDE(ISO)MONOCROTO			340	340
292419 OTH AMIDE COMP,CARBONIC ACID	122844	174936	54215	96676
292421 UREINES/DERIV/SALT THEREOF	1791	17144	14009	27368
292429 OTH CYCLIC AMIDE DERIV/SALTS	115216	220656	178152	388403
292511 SACCHARIN AND ITS SALTS	23341	38409	19426	51526
292519 OTH IMIDE/DERIV/SALT THROF	3677	8468	4	3231

Contd.

10.11 Imports by Economic Categories (Detail)

(In Thousand Rupees)

ITEMS	AUG., 2014	FROM JUL- 2014	AUG., 2013	FROM JUL- 2013
292529 DIPHENYL-GUANIDINE	45051	81194	30630	83393
292610 ACRYLONITRILE	3026	3026		2811
292620 1-CYANO GUANIDINE(DICYANDIAMIDE	6154	16007	6912	11173
292690 OTH,NITRILE-FUNCTION COMPOUNDS	454344	908929	147072	331255
292700 DIAZO-,AZO-/AZOXY-COMPOUNDS	34949	49318	20951	31409
292800 ORGANIC DERV,HYDRAZIN/HYDOXY	1558	6259	3016	11366
292910 ISOCYANATES W-NITROGEN FUNCTIO	312832	400133	207377	363456
350790 OTH ENZYMES/PREP ENZYMES	207973	373955	148335	366445
360200 PREP EXPLOSIVE O/T POWDER				422
381590 OTHER CATALYTIC PREPARATIONS	20381	46003	107627	155989
401039 TRANS SYS.BELT OTH 150-198 CM	21999	42215	19691	34881
401110 NEW PNEUM TYRES FOR MOTOR CARS	272618	461039	170048	321382
401120 NEW PNEUM TYRES FOR BUS/LORRY	2745730	4423754	1533729	2930038
401130 NEW PNEUM TYRES RUB AIRCRAFTS	23045	37846	7793	9484
401140 NEW PNEUM TYRE RUBB MOTORCYCLE	8091	16489	6234	14870
401150 NEW PNEUM TYRE RUBB BICYCLES	4438	7118	2583	7024
401161 TYRE AGRICULTURE VEH/MACHINE	137189	237950	66184	131639
401162 TYRE INDUSTRIAL VEH=61 CMS		376		
401163 TYRE INDUST/CONS VEH>61 CMS	3139	9179		
401169 OTHER TYRE HERRING BONE	33	33		41
401192 OTHER TYRE AGRICULTURE/MACH	98	110	919	1313
401193 OTH TYRE INDUSTRIAL VEH=61 CM	52	2608	1447	1461
401194 OTH TYRE INDUSTRIAL VEH>61 CM	796	1700	2398	9253
401199 OTH TYRE NEW PNEUMATIC RUBBER	52379	88830	26001	56767
401212 RETREATED TYRE FOR BUSES/LORRY	88	159	21	21
401213 RETREATED TYRE FOR AIRCRAFTS	1113	3872	4615	7485
401219 OTHER RETREATED TYRE OF RUBBER		19		
401290 OTH USED PNEUMATIC TYRE RUBBER	4254	8418	9894	10803
401310 INNER TUBES,OF MOTOR CAR/BUSES	20151	33637	9418	17136
401320 INNER TUBES FOR BICYCLES	3116	7827	3128	7026
420340 OTHER CLOTHING ACCESSORIES	24791	54401	41783	81790
440290 OTH WOOD CHARCOAL NOT AGGLOMER		4003	2026	2187
440500 WOOD WOOL;WOOD FLOUR.			1051	2395
440710 CONIFEROUS WOOD SPECI SAW/CHIP				2727
440725 TROPICAL WOOD DARK RED MERANTI	10002	30744	8354	20315
440726 TROPICAL WOOD WHITE LAUAN ECC	17815	40654	15849	26119
440727 SAPELLI				1118
440729 OTH TROPICAL WOOD NON-CONF SAW	484710	900656	232868	456624
440791 OAK WOOD,SWAN/CHIPPED LEN WISE		13	304	304
440792 BEECH WOOD SWAN/CHIPPED L/WISE	19732	27727	8577	28748
440795 OTH TROPICAL WOOD OF ASH	96110	139344	32578	56143
440890 OTH.LAMINAT WOOD SAWN.SLICED6M	14023	25461	8859	14736
440921 WOOD NON-CONIFEROUS OF BAMBOO		14		
441700 TOOLS/BODIES/HANDLE OF WOOD	22	22		3
441810 WINDOWS FRENCH WINDOWS & FRAME		20		
441820 DOORS FRAMES AND THERSHOLDS	11265	21256	5939	8479
441840 SHUTTERING FOR CONCRETE C/WORK	6752	13693		
441872 OTH MULTILAYER FLOORING PANELS		1382		
441879 OTH ASSEMBLED FLOORING PANELS	29	119		
551694 W-FAB ART FIB<85%WT O/FIB PTIN	903041	1780875	88748	199986
560121 OTH ARTICLES OF COTTON WADDING	95	707	562	878
560122 OTH WADDING OF MAN-MADE FIBRES	1146	1511	3773	17613

Contd.

10.11 Imports by Economic Categories (Detail)

(In Thousand Rupees)

ITEMS	AUG., 2014	FROM JUL- 2014	AUG., 2013	FROM JUL- 2013
560129 OTHER, WADDING ARTICLES	5708	11464	4789	9547
560600 GIMPED YARN,AND STRIP AND LIVE	32405	62827	8554	28869
560721 BINDER/BALER TWINE OF SISAL	1886	2570		
560729 OTH, TWINE, CORDAGE, ROPE&CABLE	2569	5212	3653	9003
560741 BINDER/BALER TWINE OF POLYTHNE	1677	10070	2498	2978
560749 OTH TWINE, CORDAGE, ROP, CAB POLY	7613	8415	3025	3026
560750 TWINE, CORDAGE, ROPE, OTH SYN FIB	3476	11637	4426	5761
560790 OTH, TWINE, CORDAGE, ROPE & CABLE	4532	11147	1857	9647
560811 FISHING NETS MAN-MADE TEX MAT	32445	92368	8864	20500
560819 OTH, MADE UP NETS OF TEX MAT	10598	17864	3196	10274
560890 OTH, NOTTED NETS/NETTING ROPE	5692	8182	2026	3364
591000 TRANSMISON CONYOR BELT TEX MAT	8975	16361	18411	32621
591110 TEX FAB, FELT & FELT-LINED FAB.	49899	59304	23427	38833
591120 BOLTING CLOTH, WHET/NOT MADE UP	2708	6386	619	3877
591131 TEX FAB & FELTS, < 650G/SQM .	3501	10465	10018	21226
591132 TEX FAB & FELTS, >O650G/SQM .	25421	58158	24403	38918
591140 STRAINING CLOTH USEDOIL PRESS	62	62		79
670490 WIGS, BEARD, EYE-BROW OF OTH MAT	328	474	9	9
680100 ARTICLE OF STONE PLAS CEMET	478	478		
680210 TILES CUBES AND SIMILAR ARTICL	55	1154	2	2
680221 OTH MONUMENTAL BUILD STONE/ART	24568	55959	15439	30022
680223 GRANITE	118493	224082	65594	134671
680229 OTHER STONE	1126	1594		
680291 OTH MARBL TRAVERTIN&ALABASTER	1660	2586		1407
680293 OTHER GRANITE	1191	9032	1373	3330
680299 OTHER STONE	25	169	2241	2241
680690 OTH ARTICLE OF HEAT INSULATING	289	4721	1923	2704
680710 ARTICLE OF ASPHALT IN ROLL	281	2395		18
680790 OTH ARTICLE OF ASPHALT MATERL		1428		
681099 OTH ARTICLE OF CEMENT	1343	1836	691	691
681182 O-SHT, PANEL, TILES, NOT CON ASBE	5299	5931	7417	16349
681599 OTH ARTICLE OF STONE OTH MINRL	13885	17948	2535	7865
690100 BRICK , TILE OF SILI FOSSIL	2278	2292	5	7
690210 REF BRICK, TILE>50%MG, CA	201531	251605	89771	412369
690220 CERAMIC>50%SILICA, ALUM	34298	38435	17811	21806
690390 OTH REFRECTORARY CERAMIC GOODS	1461	7533	6570	28373
690490 OTH C/FLOORING BLOCKS F/TILE		1890	129	130
690590 OTH CHIMNEY-POTS, COWLS, ETC.	7095	7095		59
690600 CERAMIC PIPES CONDUITS&FITING	2859	3042	53	1102
690710 TILES CUBES ETC W/N RECT<7CM	7166	15889	32353	72606
690790 OTH, UNGLAZED CERAMICS	521616	1027343	186227	383025
690810 TILES CUBES AND SIMILAR ARTICL	3121	3747	822	3615
691490 OTH CERAMIC ARTICLES O/TH PORN	735	54207	53	214
700100 CULLET AND OTH WAST&SCRAP, GLAS				48
700210 BALLS IN GLASS UNWORKED	3528	8029	336	1766
700220 RODS IN GLASS UNWORKED		265	24	24
700231 TUBE, FUSED QUARTZ/SILICA, UNWOR		140		704
700232 TUBE OF OTH GLASS UNWORKED		219		146
700239 OTHER, TUBES IN GLASS	38561	73007	54551	83371
700312 NON-WIRED SHEETS COLOURED, FLAS	5288	12661	5280	14271
700319 OTH NON WIRED SHEETS OF GLASS	4095	6746	9795	24582
700320 WIRED SHEETS GLASS				3333

Contd.

10.11 Imports by Economic Categories (Detail)

(In Thousand Rupees)

ITEMS	AUG., 2014	FROM JUL-2014	AUG., 2013	FROM JUL-2013
700330 PROFILES OF GLASS		28		
700490 OTHER GLASS	22160	29278	904	904
700510 NON-WIRED GLASS HAVE ABSORBENT	16766	34377	82430	107958
700521 NON-WIRED GLASS COLOURED,OP/FE	12512	21616	27054	47266
700529 OTHER, NON-WIRED GLASS	4950	21347	9504	20177
700600 GLASS BENT, EDGE-H-70.03,04,05	2114	3325	77	172
700711 THOUGHENED SAFTY GLASS FOR VES	15099	38752	30443	42357
700719 OTH THOUGHENED SAFTY GLASS	22756	33491	5397	6173
700721 LAMINATED SAFTY GLASS VEH/VESL	12400	20691	12531	34950
700729 OTHER, LIMINATED SAFETY GLASS	4440	10639	37844	40122
701090 OTH CARBOYS BOTT,FLASK,JAR,POT	83045	127953	68070	126702
701110 FOR ELECTRIC LIGHTING	191	1260	140	513
701400 SIGNALLING GL-WARE,OPTCAL ELEM	24	741	795	869
701610 GLASS CUBES/OTH SMALLWARE	3914	12458	2773	4957
701919 OTH YARN OF GLASS FIBRE/THREAD	373	5333	6280	6785
701931 GLASS MATS	27725	59397	25994	48988
701932 THIN SHEETS (VOILES)	35091	62702	42607	91400
701959 OTH WOVEN FABRICS	3299	6130	6375	8051
710210 UNSORTED, (ROUGH) DIAMONDS				2418
710490 OTH SYN/RECONSTI SEM/PRE STONE		301		
711890 OTHER COIN		207		
720110 NON-ALLOY PIG IRON<0.5% PHOSP	21041	81148	53435	158830
720120 NON-ALLOY PIG IRON>0.5% PHOSP	12918	12918	7739	94221
720211 FERRO-MANGANESE CONT 2% CARBON	46218	114698	51636	109294
720219 OTH FERRO-MANGANESE	11017	20013	7511	47899
720221 FERRO-SLICON CONT >55% SILICON	101568	166338	49812	87457
720229 OTH FERRO-SILICON	8312	8484	849	13328
720230 FERRO-SILICO-MANGANESE	172400	293350	173410	334216
720241 FERRO-CHROMIUM CONT >4% CARBON	3550	5242		6196
720249 OTH FERRO-CHROMIUM	8062	8956		837
720270 FERRO-MOLYBDENUM	1111	2995		8019
720280 FERRO-TUNGSTEN&FERRO-SIL-TUNGS		645		724
720293 FERRO-NIOBIUM	193	193		
720299 OTHER FERRO-ALLOYS				1340
720310 FERROUS PROD BY DIR RUD IRONORE			1941	3446
720410 WASTE/SCRAP OF CAST IRON	10315	29765	2153	6770
720421 WASTE/SCRAP OF STAINLESS STEEL	14438	75398	31689	78184
720429 WASTE/SCRAP OF OTH ALLOY STEEL	634	634	141	2656
720430 WASTE/SCRAP TINNED IRON/STL	306793	614398	333705	635606
720441 TURNING,SHAVING,MILLING WASTE	3725906	6503204	2822415	4983104
720449 OTHER FERROUS WASTE AND SCRAP	4996602	8873117	4162967	7870137
720510 GRANULES OF PIG IRON	8292	10298	4016	6115
720529 OTH POWDER PIG IRON&SP IRON/ST	12753	15531	695	3701
720711 CONT 0.25% CARBON,IRON/N-ALY/S	315929	645545		
721790 OTH WIRE OF IRON/NON-ALOY-STEL	38000	66888	24605	59838
722300 WIRE OF STAINLESS STEEL	13732	28203	24112	34982
732599 OTH CAST ARTI OF I/S NES	584	17812	4805	9775
732611 GRIND BALL&SIMI ARTI FOR MILLS			21248	21248
732690 OTH ARTICLES OF IRON & STEEL	370602	541130	171974	277647
740200 UN-REFINED CODDER, COPP ANODES			772	772
740311 REFINED COPPER,CATHODES&SECTIN	892696	1306676	672019	1223092
740312 REFINED COPPER WIRE-BARS		149		

Contd.

10.11 Imports by Economic Categories (Detail)

(In Thousand Rupees)

ITEMS	AUG., 2014	FROM JUL-2014	AUG., 2013	FROM JUL-2013
740319 OTHER, REFINED COPPER	4289	6432	1368	4240
740321 COPPER-ZINC BASE ALLOYS(BRASS)			40	4952
740322 COPPER-TIN BASE ALLOY (BRONZE)	2879	2879		
740329 OTH COPPER ALLOYS(O/T H-74.05)	761	761		407
740400 COPPER WASTE AND SCRAP	89578	158355	37417	77836
741999 OTHER, ARTICLES OF COPPER	1866	2640	567	1959
750210 NICKEL, NOT ALLOYED	57417	157668	53791	135949
750220 NICKEL ALLOYS	65	65		293
750890 OTHER, ARTICLES OF NICKLES	55216	118471	62517	123531
760110 ALUMINIUM, NOT ALLOYED	121235	289930	160091	374240
760120 ALUMINIUM ALLOYS	121862	267185	116990	305501
761699 OTHER,ARTICLES OF ALUMINUM	76014	104557	45023	90425
780110 REFINED UN-WROUGHT LEAD	939833	1703641	784184	1572693
780191 OTH UNWROUGHT LEAD CON ANTIMON			45823	149655
780199 OTH UNREFIND LEAD&LEAD ALLOYED	15777	24632	12226	19826
780600 OTHER ARTICLES OF LEAD.	4323	5527	2280	4961
790111 ZINC NOT ALLOYED WT=>99.99%	92308	128594	43455	101661
790112 ZINC NOT ALLOYED WT < 99.99%	102770	286975	102294	107738
790120 ZINC ALLOYS	28645	49667	28891	42722
790700 OTHER ARTICLES OF ZINC.	21718	24800	14012	14906
800110 TIN, NOT ALLOYED	21858	76778	19530	25261
800120 TIN ALLOYS				594
810196 OTHER WIRE OF TUNGSTEN	3235	5393		26
810199 OTHER ARTICLES OF TUNGSTEN	227	227		590
810296 OTHER MOLYBDENUM WIRE			414	414
810299 OTH MOLYBDENUM AND ARTICLES			253	253
810411 UNWROUGHT MAGNESIUM BY WT99.8%	1138	4220	7334	7611
810419 OTH ARTICL UNWROUHT MAGNESIUM		446		
810490 OTHER ARTICLE OF MAGNESIUM		219		85
810590 OTH INTERMEDIATE PRO OF COBALT	88	10741	111	190
810790 OTH CADMIUM,WROUGHT & ARTICLES	404	404		
810890 OTH TITANIUM WROUGHT&ARTICLES	4416	8542	1640	355789
810990 OTH ZIRCONIUM AND ARTICLES	1060	1218	391	391
811010 UNWROUGHT ANTIMONY POWDER	122588	145950	24632	87584
811100 MANGANES&ARTCL INC WASTE&SCRAP	6013	12044	702	702
811221 CHROMIUM UNWROUGHT POWDER				384
811229 OTH UNWROUG CHROMIUM INCL WAST	95	95		2085
811259 OTH THALIUM UNWROUGH INCL WAST			150	150
811299 OTH BASE METAL UNWROUGH&ARTICL		34		
961900 SANITARY TOWEL&TAMPON&SIMILAR	818815	1248968	438348	766968
3. CAPITAL GOODS TOTAL	105653555	187772516	73819820*	175197073
010611 MAMMALS				180
010614 RABBITS AND HARES		20		
010619 OTHER MAMMALS	40	454	154	287
010631 BIRDS OF PREY			159	206
010632 PSITTACIFORMES(INCL.PARROTS)	12280	18242	9118	12575
010639 OTHER BIRDS	107	128		
010641 INSECTS	612	612	530	612
010690 OTHER LIVES ANIMALS	1083	1857	511	1002
621790 PARTS OF GAR/CLOTH ACCESSORI	3334	3605	100	329

Contd.

10.11 Imports by Economic Categories (Detail)

(In Thousand Rupees)				
I T E M S	AUG., 2014	FROM JUL- 2014	AUG., 2013	FROM JUL- 2013
680410 MILL STONE AND GRIND STON MIL	27925	51974	7691	34808
680421 OTH MILLSTONE OF AGGLOMER SYNT	9215	15252	10241	22837
680422 MILL STONE AND GRIND STONE/OTH	43734	122155	52945	96304
680423 OTH MILLSTONE OF NATURAL STONE	6207	8810	838	1542
680430 HAND SHARPENING POLISH STONE	1372	2824	637	2238
680510 BASE OF WOVEN TEXTILE FABRICS	45066	83088	14216	17134
680520 ON BASE OF PAPER OR PAPERBOARD	17008	22127	4323	23477
680530 ON BASE OF OTHER MATERIALS	15898	30816	9330	21484
680610 SLAG WOOL ROCKWOOL MINERAL WOL	13602	15005	2341	6768
680620 EXFOLIATED VERMICULITE EXPEND	1789	1789		
680800 PANELS,BOARDS,TILES BLOCKS ETC	597	1861	2230	3794
680911 BOARDS,SHEETS,PANELS,TILES ETC	8264	16102	1254	4705
680919 OTH BOARDS,SHEETS,PANELS OF PL	1591	2191	2176	2788
680990 OTH ARTICLE OF PLASTICS	494	1809		115
681011 BUILD BLOCK,BRICK OF CEMENT		50		
681019 OTH ARTICLE TILE,FLAGSTONE ETC	3267	4564	999	1330
681189 OTH ARTICLES NOT CON ASBESTOES	2822	2822		
681292 PAPER MILLBOARD FELT ASBET FIBR		67	87	87
681293 COMPRESSD ASBESTOS FIB JOINING	16800	27822	3011	8323
681299 O-ARTI OF FABRICA ASBESTOS FIB	2604	4679	1800	1913
681320 FRICTION MATERIA CON ASBESTOES	12891	31710	11443	16347
681381 BRAKE LININGS&PADS VEH-H-8711	34820	56453	1790	3676
681389 O-BRAKE LINE&PADS NOT CON ASBE	5120	10980	1024	4342
681410 PLATES,SHEETS STRIPS OF AGLOM	1168	1862	445	445
681490 OTH, ARTICLES OF MICA	202	268	77	1051
681510 NON ELETICAL OF GRAPHITE	12126	19771	3553	10132
681520 ARTICLE OF PEAT OTH ARTICLE	81	104		
681591 CONTAIN MAGNESTIC DOLOMITE/CHR			5	5
690290 OTH REFERECTORY BRIK/BLOK TILE	4424	13401	1055	1055
690310 CERAMIC CON>50% GRAPHITE,CARB	3057	8332	7092	10995
690320 COLD TUNDISH LINING SLIDE GATE	39009	51619	6925	33842
690890 OTH GLAZED CERAMICS WALLTILES	461685	1007146	367702	749576
690911 LAB CERM WARE PORCELAIN/CHINA	189	317	423	1057
690912 LAB CERM WARE HARD>9 MOH.SCALE	98	98		
690919 LAB CERAMIC WARE CHM/TECH USE	1180	2324		974
690990 OTH CERAMIC WARES AND SIMILARS		4	162	162
691010 CERAMIC SINK,ETC.FIXT PORCELIN	48710	93555	45203	85521
691390 OTH STATUTTES, ORNAMENT	38	84		54
691410 OTH CERAMIC ARTICLES OF PORCEL		295		3
710812 OTH UNWROUGH(GOLD)NON-MONTERY	136290	136290	72297	13628417
710820 MONETARY (GOLD)	10901	10901		19624633
711100 BASE-M-SILVER/GOLD,CLAD PLTNM	226	226	180	180
720720 CONT 0.25% MORE OF CARBON I/ST	77619	154262		16098
720810 COILS, I/N-A-STEL-HOT ROLLED	42164	188213	11932	31872
720825 OTH C-HR-I/N-A-STL TH>4.75 MM	11393	21297	1170	8395
720826 OTH C-HR-I/N-A-STLTH=3-4.75MM	3552	3552	1643	5085
720827 OTH C-HR-I/N-A-STL TH<3 MM	5030	185018	7290	20408
720836 OTH C-HR-I/N-A-STL TH>10 MM		24192	754	754
720837 OTH C-HR-I/N-A-STL TH4.75-10MM	14003	27530	16767	32536
720838 OTH C-HR-I/N-A-STL TH 3-4.75MM	121192	550649	133968	507947
720839 OTH C-HR-I/N-A-STL TH<3 MM	595063	2048604	861014	1023979
720840 NOT IN COIL I/S H-ROL W/PATERN	2208	2208		

Contd.

10.11 Imports by Economic Categories (Detail)

(In Thousand Rupees)

ITEMS	AUG., 2014	FROM JUL-2014	AUG., 2013	FROM JUL-2013
720851 OTH N/COIL I/S H-ROL TH>10 MM	188655	330713	16060	18278
720852 OTH N/COIL I/S H-ROLTH>4.75-10	3063	10124	14701	24931
720853 OTH N/COIL I/S H-ROL TH>3-4.75	1885	6272	7790	9934
720854 OTH C-HR-I/N-A-STL TH<3 MM	10105	13875	8004	10906
720890 OTH FLT-ROL PROD IRON WD>600MM	21716	143479	111378	158793
720915 IN COIL I/S C-ROL TH 3MM/MORE	114172	194151	42844	97010
720916 IN COIL I/S C-ROL TH > 1 < 3MM	367674	755271	229288	368726
720917 IN COIL I/S C-ROL TH>0.5-1MM	108289	124121	45589	111416
720918 IN COIL I/S C-ROL TH > 0.5 MM	150124	305697	56327	165993
720925 NOT IN COIL I/S C-ROL TH 3MM/>	781	781		
720926 NOT IN COIL I/S C-ROL TH>1M<3M	55801	107477	48039	140126
720927 C-ROL I/S TH 0.5 MM TO 1MM	233512	396029	120293	267172
720928 NOT IN COIL I/S C-ROL TH<0.5MM	10236	22593		5545
720990 OTH FLT ROL PROD I/S WD>600MM	47004	114412	60049	110287
721011 I/STL PLAT/COAT TIN TH-0.5MM/>	113	202		3065
721012 I/STL PLAT/COAT TIN<0.5MM	306895	753405	167880	282246
721020 IR/STL PLAT/COAT WITH LEAD		2320		
721030 ELECTROLYTICALLY PLAT/COAT ZIN	258703	407580	188863	363985
721041 COR F-R PROD I/S ZINC COAT600		651		15520
721049 OTH F-R PROD I/S COAT ZINC>600	1702531	2313766	991810	1947305
721050 F-ROL I/ST COAT CHROMIUM OXIDE	88271	224900	44119	133546
721061 I/S PL/COT ALUMINIUM ZINC ALLY	43499	73523	65656	158235
721069 OTH F-ROL PROD I/S PL/COT ALUM		1816		
721070 FR I/S PAINT/VARN, COATED PLAS	152886	287966	114600	373308
721090 OTH F-ROL PRD I/NA-ST CLD,COAT	318	9299	54203	93777
721114 OTH F-ROLL I/S WD<600MMTH>4.75	15403	56771	20158	33994
721119 OTH F-ROLL I/S WD <600MM-CR	12762	28286	7027	16957
721123 F.ROL I/ST CR WT<0.25% CARBON		4398		
721129 OTH F-ROL PROD C/ROL WD<600MM	2030	21094		1972
721190 OTH F-ROL PROD I/STL WD<600MM	78185	93769	36181	80899
721210 F-ROL PROD I/NA STL PLATE/COAT			3294	5041
721220 I/S ELECTROLYTICAL PL/CT W/ZINC	13559	14608	2765	43066
721230 I/STEEL OTH WISE PL/CT W/ZINC	4402	10917	1308	4868
721240 I/STEEL PAIN/VABNI/COT W/PLAST	1014	3750		3734
721250 I/STEEL OTHWISE PLATED/COATED	198	7414	22971	22971
721260 CLAD,FLAT ROLLED PRODUCT I/STL			39	39
721310 BARS/RODS HOT/ROL I/S,CON RIBS	15895	24950	89	2152
721391 OTH CIRCULAR C/SEC <14 MM DIA	303218	517340	130710	248067
721399 OTH BAR/ROD H-ROL IRR-WND-COIL	98992	116450	14207	42436
721410 BAR/RODS IRON NA STEEL FORGED	18313	43911	17988	20223
721420 BAR/ROD I/S CON RIBS GROOVES	11883	12019	847	1902
721430 OTH BAR/RODS OT/THAN HEAD72.13	2222	2222	55	55
721499 OTH BAR/ROD I/S O/THN H-72.13	137	878	14045	15349
721510 BARS/RODS FREE CUT STEEL COLD	12488	15359	1405	4016
721550 OTH BAR,ROD COLD-FORMED OF I/S	5850	7034	1232	4714
721590 OTH BAR/RODS,OTH NONALLOY STEL	1944	2525	788	5010
721610 U,I,H SECTIONS H-ROL HIGH<80MM	1024	1099		6577
721621 L SEC H/ROL HT<80 MM 1/NA STEL	2134	2134		
721622 T SEC H/ROL HT<80 MM 1/NA STEL			86	86
721631 U,I OR H SEC H-ROL HT 80M 1/ST	27205	37945	1744	2060
721632 I SECTION	25177	71553		
721633 H SECTION	33506	67550	32308	49152

Contd.

10.11 Imports by Economic Categories (Detail)

(In Thousand Rupees)

ITEMS	AUG., 2014	FROM JUL-2014	AUG., 2013	FROM JUL-2013
721640 L&T SEC H-ROL HT 80MM OR MORE	10610	10610		3370
721661 ANGLE/SHAPE SEC COLD/ROLL				72
721669 OTH ANGLE/SHAPE SEC I/S C-ROLL	52	103	9145	9165
721691 OTH C/FORM I/ST FLAT ROL PROD		352		1407
721699 OTH ANGLE/SHAPE SEC IRON/STEEL	5475	5475	5102	14983
721710 WIRE OF I/S NOT PLATED/COATED	5446	21363	17029	19408
721720 WIRE OF I/S PLATED/COAT W/ZINC	8445	35710	5720	22602
721730 WIRE I/S PLATED/COAT W/O B-MTL	42817	86945	37466	66179
721899 OTH SEMI-FINISHED PRO ST/STEEL	520	520	280	280
721913 COILS ST/STEL-HR TH>3MM-4.75MM			3238	3238
721914 COILS ST/STEL-HR TH>3MM	8035	19926	6521	6521
721921 COILS ST/STEL-HR TH>10MM	4081	4081	1606	1606
721922 COILS ST/STEL-HR TH>4.75-10MM			339	339
721923 COILS ST/STEL-HR TH>3MM<4.75MM	6608	6779	9591	16855
721924 COILS ST/STEL-HR TH>3MM	42	13766	9301	9301
721931 COILS ST/STEL-CR-TH >4.75 MM	955	1422		8569
721932 COILS ST/STEL-CR-TH>3MM-4.75MM	26002	30725	2175	2175
721933 COILS ST/STEL-CR-TH >1MM <3MM	41278	74372	16940	39510
721934 COILS ST/STEL-CR-TH>0.5MM<1MM	77720	122256	85149	120006
721935 COILS ST/STEL-CR-TH >0.5MM	172287	355123	102113	212887
721990 OTH F/ROL PROD ST/ST WD>600 MM	515789	972126	349126	806585
722011 F-ROL ST/STEEL H-ROL TH>4.75MM	1166	1166	1664	1664
722012 F-ROL ST/STEEL H-ROL TH<4.75MM		101	7606	15802
722020 COILS ST/STEEL H.ROLLTH <600MM	112241	126212	59061	101946
722090 OTH F/ROL PROD,ST/ST WD <600MM	16680	27977	85	9491
722100 BAR/RODS H/ROL IN COIL ST/STEL			83	237
722211 BAR/ROD ST/ST NFW H/ROL CC/SEC	22510	55452	6939	14891
722219 OTH BAR/ROD ST/ST NFW HOT/DRWN	744	1825	894	996
722220 BAR/ROD ST/ST NFW C/FOR,C/FIN	7332	10079	4946	11603
722230 OTH BAR/ROD OF STAINLESS STEEL	14089	26866	3037	13123
722240 ANGLE/SHAPES&SECTION ST/STEEL	5230	9497		1714
722490 OTH SEMI-FIN PROD OTH A/STEEL	32072	309691		365
722511 GRAIN-ORIENTED SIL-ELEC-STEEL	169218	350249	89044	191415
722519 OTH F/ROL PROD SIL-ELEC-STEEL	39272	51206	121959	342533
722530 OTH NFW HOT/ROLLED IN COILS	1673253	2523649	244681	436526
722540 OTH NFW HOT/ROLLED NOT IN COIL	245557	284276	36211	42108
722550 OTH ALLOY STEEL NOT WORK(RDUC)	2419	2750	7945	13635
722592 FLATROLLED PROD O/W ZINC PLATE	1142	1446		
722599 OTH F/ROL PROD OTH ALLOY STEEL	48901	111873	76466	202987
722611 GRAIN-ORIENTED SILICON ELEC ST	4979	5896		40716
722619 OTH FLAT ROLL\PROD SILICON E/S		1046		
722691 OTH FLATROL PROD NETWORK HOT/R	1165	1353		
722692 OTH F/ROLL PROD NETWORK COLD/R		15867	17531	28772
722699 OTH F/ROL PROD OTH ALLOY STEEL			646	11517
722790 OTH BAR/ROD H/ROLL W/COIL A/ST	134665	169062	87517	223730
722810 BAR/RODS OF HIGH SPEED STEEL				113
722820 BAR/RODS OF SILICO-MAG STEEL	213	213	4321	4321
722830 OTH BAR/ROD HOT ROLLED	36230	145545	48086	69130
722840 OTH BAR/ROD NOWORK FORGED	6053	10124	9270	9740
722850 OTH BAR/ROD NOWORK C/FOR,C/F	517	517		495
722860 OTH BAR/ROD ALLOY STEEL NES	8466	12331	12533	17671
722870 ANGLES, SHAPES AND SECTIONS			32	32

Contd.

10.11 Imports by Economic Categories (Detail)

(In Thousand Rupees)

ITEMS	AUG., 2014	FROM JUL-2014	AUG., 2013	FROM JUL-2013
722880 HOLLOW DRILL BARS AND RODS	400	605		279
722920 WIRE OTH ALLOY STEL SILICOMANG	6145	11993		5584
722990 OTH,WIRE OF OTHER ALLOY STEEL	33105	46077	12057	30433
730110 SHEET PILING IRON AND STEEL				12719
730120 ANGLE SHAPES & SECTIONS OF I/S	462	531	128	450
730210 RAILS OF IRON AND STEEL	209567	211813		
730230 SWITCH BLADE, CROSS-FROG P/ROD	100	100		
730290 OTHER MATERIALS JOINTING RAILS	265	1619	48	109
730300 TUBE/PIPE,HOLLOW PROFILE C/IRON	12770	12770	6019	6290
730411 L.P FOR OIL&GAS S-STL SEAMLESS	488	741	6542	9872
730419 OTH LINE PIPE I/S FOR OIL&GAS	48866	82265	35179	94743
730422 DRILL PIPE S-STL DRILL OIL/GAS		4224		
730423 OTH DRILL PIPE I/S FOR OIL&GAS	967613	1545912	316808	773978
730424 OTHER PIPE OF STAINLESS STEEL	732762	993751	24761	24761
730429 OTH CASING,TUBING I/S-OIL/GAS	657822	952593	555579	1025028
730431 O- COLD-ROLLRD C.C.SEC I/N.A.S	36716	63796	15680	20921
730439 OTH CROSS SECTION OF N.A-STEEL	297915	543193	238050	464380
730441 COLD ROLD CR-SEC OF STAIN-STL	8102	47464	17096	27729
730449 OTH CROSS SECTION OF STAIN-STL	37930	81549	43153	75157
730451 O-C.C.SEC COLD ROL(ALLOY-STL)			7179	7179
730459 O-CIR CROSS SEC OF (ALLOY-STL)	4788	8249	1794	6248
730490 O-TUBE PIPE/HOLLOW -PRO SEAMLE	13808	18958	18120	353558
730511 LINE PIPE USED OIL/GAS WELDED	27295	45126		
730512 OTH LINE PIPE USED OIL GAS WLD		8431		
730519 OTH LINE PIPE USED OIL/GAS P/L	359241	359241	1074	25389
730531 OTHER, LONGITUDINALLY WELDED			207	207
730539 OTHER, WELDED TUBES AND PIPES	143065	143065	49614	49676
730590 OTHER, TUBES AND PIPES	107718	113630		
730611 L.P-WELDED OF STA-STL(OIL/GAS)	11920	12054		
730619 OTH-LINE PIPE O/G PIPELINE I/S	147380	163060	5685	135310
730629 O-CASING/TUB LINE PIPE O/G I/S	14973	29710	3346	4076
730630 COPPER COAT MILD STL TUB-8.5MM	18108	30551	20780	36495
730640 O-WELDED C.C.SEC OF STAIN-STL	203077	435071	60852	157569
730650 O-WELDED C.C.SEC NON ALLOY-STL	52038	78491	44153	66754
730661 O-TUBE,PIPE WELD SQUARE C-SEC	24210	55133	8724	11008
730669 TUBE/PIPE WELD OF OTH C.C-SEC			791	791
730690 OTH TUBE PIPE HW-PROFILR I/STL	16754	21232	13932	15597
730711 CAST FIT N-MALLEABLE CAST-IRON	336	21778	951	2041
730719 OTHER, CAST FITTINGS	47805	91324	31755	55768
730721 FLANGES, OF STAINLESS STEEL	16223	22304	1598	6969
730722 THREADED ELBO,BEND,SLV S/STEEL	3627	9374	1324	3204
730723 BUTT WELDING FITTING STAINSTEL	2156	32986	466	3485
730729 OTH TUBE,PIP FITTING STAINSTEL	158953	185266	31743	91992
730791 FLANGE AIR-P AGRI-TRACTOR<=80H	11846	38408	51210	82544
730792 THREAD ELBO,BEND/SLV IRN/STEEL	45019	52433	10368	20363
730793 BUTT WLEDING FITTING IRON/STEL	23821	63506	18591	49007
730799 OTH TUBE,PIP FIT IRN/STEL NEC	240943	439335	215303	598798
730810 BRIDGES AND BRIDGE-SECTIONS				41498
730820 TOWERS AND LATTICE MASTS	570799	724165	128822	129774
730830 DOR,WIN/FRAMES,TH-HOLD,FORDORS	5714	6266	28278	32206
730840 EQUIP SC-FOLD SHUT PROP PITPRO	48479	63808	1469	1469
731100 CONT COMPRESSED/LIQUID GAS IR/S	34942	56282	23661	60885

Contd.

10.11 Imports by Economic Categories (Detail)

(In Thousand Rupees)

ITEMS	AUG., 2014	FROM JUL-2014	AUG., 2013	FROM JUL-2013
731210 STANDARD WIRE ROPES AND CABLES	68322	152122	60081	121479
731290 OTH WIRE,ROPE,CABLE,SLINGS I/S	4077	39756	15569	30317
731300 BRABED WIRE OF I/S TNIS HOOP	6294	12373	3609	4120
731412 ENDLESS BAND MACH STEL W-CLOTH		1005	1397	1397
731414 OTH WOVEN CLOTH OF STAIN STEEL	2275	7786	884	1185
731419 STEEL CORD FABRIC LIN MNF TYRE	1078	4006	1000	2027
731420 GRIL NET FENC W/LD D=3MM MS100	11905	12320	2367	2956
731439 OTH GRL NET FENCING AT INTSEC	79	13486		
731441 OTH CLO GRL NET FENC PL/COT ZN	7648	18727	12391	22949
731442 OTH CLO GRL NET FENC PL/COT PL	2296	5816	55	944
731449 OTH CLO GRL NET /FENFING	37178	62497	7122	13857
731511 ARTICULATED LINK ROLLER CHAIN	97006	172815	54875	94060
731512 OTHER CHAIN, ARTICULATED LINK	13926	23270	6939	17501
731519 PARTS, ARTICULATED LINK CHAIN	2573	2748	2178	4400
731520 SKID CHAIN	101	101		
731581 STUD LINK	2886	2886		
731582 OTHER, WELDED LINK	379	1558	85	338
731589 OTHER CHAIN,	4389	5338	1479	3300
731590 OTHER PARTS OF CHAIN	4437	6956	5555	6190
731600 ANCHORS,GARPNELS PARTS IRON/ST	1123	1835	2427	4799
731700 NAILS,TAKES,DRAWING PINS IR/ST	29921	47179	14322	35578
731811 COACH SCREW I/S THREADED	133	357	220	418
731812 OTH WOOD SCREW I/S THREADED	641	3334	214	2104
731813 SCREW HOOKS,SCREW RING RVT I/S	256	533	130	130
731814 SELF-TAPPING SCEWS, THREADED	12130	26102	12312	24963
731815 OTH SCREW,BOTLS W/N NUT/WASHER	129327	217762	100651	185142
731816 NUTS, THREADED OF IRON/STEEL	59741	94801	23454	45333
731819 OTH BOLT,NUT,WASHER,RVT I/S TH	16400	31239	10433	21500
731821 SPRING WASHER LOCK WASHER N-TH	2050	3732	2444	3801
731822 OTHER WASHERS. NON-THREADED	12526	24094	10043	13835
731823 RIVETS, NON-THREADED	48764	82965	34858	88878
731824 COTTERS/PINS NON THREADED I/S	995	2027	1985	2263
731990 OTH KNITTING NEDLS,CRO HOOKS	8722	18217	6133	13883
732010 LEAF-SPRINGS&LEAVES THEREFOR	4508	9955	6666	15214
732020 HELICAL SPRINGS	5904	6409	535	1454
732190 PARTS OF I/S,COOK APPLI&PLAT-W	10514	23382	8064	12813
732211 RADIATORS/PARTS CAST IRON E-EL	1298	1551	146	146
732219 OTH RADIATOR AND PARTS THEREOF	2089	3812	521	2568
732490 OTHER, INCLUDING PARTS	10080	23813	3490	9960
732510 OTH CAST ARTI I/S N-MEL C-IRON				18
732591 GRINDING BALLS SIMI ARTI MILLS	40393	40393	18637	39764
732619 OTH ATI FORGED/STAMPED N-WORK	40762	87769	53790	102604
732620 ARTICLES OF IRON OR STEEL WIRE	809	4139	648	4823
740500 MASTER ALLOYS OF COPPER.	378	378		105
740610 COPER-POW OF NON-LAMELLAR STRU	414	5071		5078
740620 COPER-LAMELLAR STRUCTURE FLAKE	17375	31085	19463	26307
740710 BAR,RODS OF REFIN COPPER	99836	170953	305630	539891
740721 COPPER BAR,ROD PROFIL ZINC BAS	6516	7934	38289	78072
740729 OTH BAR,ROD,PROFIL COPP ALLOYS	634	5549	10699	16079
740811 WIRE REF COPP MAX CR-SEC DI>6M	17878	51787		192
740819 OTHER, WIRE OF REFINED COPPER	16311	24727	12205	36513
740821 WIRE OF COPPER ALLOY ZINC BASE	1310	1871	1549	1955

Contd.

10.11 Imports by Economic Categories (Detail)

(In Thousand Rupees)

ITEMS	AUG., 2014	FROM JUL- 2014	AUG., 2013	FROM JUL- 2013
740829 OTH WIRE OF COPPER ALLOYS ETC	402	500	56	56
740911 PLAT,SHEET,STRIP REF COPP COIL		18449	6329	21897
740919 OTH PLAT SHEET&STRIP REF COPP	2474	2979	1025	1025
740921 PL,SH&STRIP COPP ZINC BAS COIL	21427	24838	7915	37825
740929 OTH PL/SH/STRI COPP ZINC BAS	420	5318		
740931 PL/SH/STRIP COPP TIN BAS COILS				2523
740939 OTH PL/SH/STRIP COPP TIN BAS-C	111	252		344
740940 PL/SH/STRIP COPP NICKLE BASE	38	38		
740990 PL/SH/STRIP OTH COPP ALLOYS NS	28	2126		
741011 FOIL REFINED COPP NOT BACKED	89405	138200	42898	79865
741012 FOIL OF COPP ALLOYS,NOT BACKED	59456	94528	18080	59965
741021 FOIL OF REFINED COPPER,BACKED	16006	16006	3649	10946
741022 FOIL OF COPPER ALLOYS,BACKED	1902	2808	1831	1939
741110 TUBE & PIPE OF REFINED COPPER	210968	336600	158034	279411
741121 TUB&PIPE COPP ZINC BAS ALLOYS	5679	6583		2274
741129 OTH TUBE&PIPE OF OTH COPP ALLY	504	2151	714	1518
741210 COPP TUBE/PIPE FIT REF COPPER	374	556		37
741220 COPP TUBE/PIPE FIT COPP ALLOYS	2947	12105	9579	11585
741300 STANDARD WIRE,CABL PL-BAND-NEI	271	271	3918	3999
741510 NAIL,TACK,DRW-PIN,STAPL,S-ARTI	1295	1295	80	80
741521 WASHERS/INCL SPRING WASH N-THR	45	77	53	463
741529 OTH NOT THREADED ARTI COPPER	934	934	40	1414
741533 OTH THRD SCREW,BOLT,NUT COPPER	899	1312	256	1160
750400 NICKEL POWDERS AND FLAKES.	1347	3053	2391	3793
750512 BAR,ROD,PROFILE NICKLE ALLOYED	736	736	246	511
750521 WIRE OF NICKEL, NOT ALLOYED			1724	1724
750522 WIRE OF NICKEL, ALLOYED	57	4627		
750610 PLAT,SHET,STRIP,FOIL NICK N-AL	10385	10385	13945	28540
750620 PLAT,SHET,STRIP FOIL NICK ALOY	807	13715		3465
750711 TUBE&PIPE OF NICKEL NOT ALLOYD		775		
750712 TUBE & PIPE OF NICKEL ALLOYED	805	2542	3242	9083
760200 ALUMINIUM WASTE AND SCRAP.	558632	1087628	369369	775155
760310 POWDER OF NON-LAMELLAR STRUCTU		13612	264	264
760320 POWDER OF LAMELLAR STRU FLAKES	846	1099	803	1046
760410 BAR ROD PROFILE ALUM NOT ALLOY	3309	4757	7679	9019
760421 HOLLOW PROFILES OF ALUM ALLOYD	1605	2023	922	1285
760429 OTH BAR,ROD&PROFIL ALUM ALLOYD	5499	16566	8957	9663
760511 ALMU WIRE N-ALLOY MAX DIA>6MM	11867	20833	31161	41222
760519 OTH ALUMINIUM WIRE NOT ALLOYED	16734	19654	11572	11572
760521 ALUM WIR ALLOY MAX CRS DIA>7MM	250	250	280	533
760529 OTH ALUMINUM WIRE, ALLOYED		1945	1634	2660
760611 RECTANGLE&SQUARE ALUM NOT ALLY	39762	98588	45379	77652
760612 RECTANGULAR/SQ ALUM MOTALLOYED	81658	231860	83261	170741
760691 OTH PL,SHET,STRL ALUM NOT ALOY	13156	14373	468	2176
760692 OTH PL,SHET&STRIP ALUM ALLOYED	16718	34487	6799	47243
760711 ALUM FOIL ROLLED N-WORK/BACKED	257850	407601	183348	354836
760719 OTH ALUMINIUM FOIL NOT BACKED	195953	347475	89059	159968
760720 ALUMINUM FOIL, BACKED	169988	240132	145802	269108
760810 TUBE, PIPE OF ALUM NOT ALLOYED	1056	1260	522	1349
760820 TUBE, PIPE OF ALUM ALLOYED	12533	24347	6171	8903
760900 ALUM TUBE,PIPE FIT(COUP/ELBOW)	4595	5405	2141	3726
761010 DOORS,WINDOW, FRAMS,THRESHOLDS	4979	18273	206	10585

Contd.

10.11 Imports by Economic Categories (Detail)

(In Thousand Rupees)

ITEMS	AUG., 2014	FROM JUL- 2014	AUG., 2013	FROM JUL- 2013
761300 ALUM CONT FOR COMP/LIQUE GAS	486	1045	1079	3839
761410 STAND WIR,CABL PL,ALU S-CORE			27	27
780200 LEAD WASTE AND SCRAP.			13762	13762
780419 OTHER , LEAD PLATES			25	698
790310 ZINC DUST(BLUE POWDER)		159		2991
790390 OTHER ;ZINC POWDER AND FLAKES	647	1412		
790400 ZINC BARS,RODS,PLPROFILE&WIRE	4723	4723	3440	3733
800200 TIN WASTE AND SCRAP.				79
820110 SPADES AND SHOVELS	195	1559	305	422
820130 MATTOCKS, PICKS, HOES & RAKES		39		
820140 AXES,BILLS HOOKS&SIMI HEW TOOL	41	41		19
820150 SECATEURS&ONE-HAND PRUNERS SHR	19	19		
820190 OTH HAND TOOL AGRICUL,HORTICUL	93	239	42	192
820210 HAND SAWS	3634	6876	2721	6014
820220 BAND SAW BLADES	550	1637	66	859
820231 CIRCULAR SAW BLADE WITH STEEL	6384	8343		3607
820239 OTH CIRCULAR SAW BLADE,O/MATER	400	572	2491	3784
820240 CHAIN SAW BLADES	1161	1459	228	1385
820291 STRAIGHT SAW BLADES,WORK METAL	528	3271	366	859
820299 OTHER SAW BLADES	7248	15388	4544	7654
820310 FILES, RASPS & SIMILAR TOOLS	8953	23925	18438	32802
820320 PILERS,PINCERS,TWEESZERS S-TOL	17408	34362	10878	16570
820330 METAL CUTTING SHEARS&SIM TOOLS	3159	3789	165	3083
820340 PIPE CUTTERS BOLD CROPPERS,ETC	2848	9121	2736	6632
820411 NON-ADJUS H-OPER SPANER,WRENCH	26701	48453	22979	43185
820412 ADJUSTABLE H-OPER SPANER,WRENCH	15580	27710	9612	18287
820420 INTERCHAGEABLE SPANNER SOCKETS	4082	6640	908	5269
820510 DRILLING,THREADING TAPPING TOL	1283	2854	3103	4063
820520 HAMMERS AND SLEDGE HAMMERS	1703	3420	2259	4319
820530 PLANES,CHISELS,GOUGE WOOD WORK	1312	1521	72	344
820540 SCREW DRIVERS	6675	13683	2939	6016
820551 OTHER HAND TOOLS H-HOLD N.E.S.	1762	2201	374	598
820559 OTH HAND TOOL(GLAZZIER DIMOND)	20808	38538	7957	104585
820560 BLOW LAMPS	15	227		82
820570 VICES, CLAMPS AND THE LIKE	3589	4764	1410	4295
820590 SETS OF ARTI.TWO/MORE,SUB-HEAD	4027	53886	8198	11715
820600 TOOL TWO/MORE OF H.82.02TO.05	355	1188	131	5175
820713 ROCK DRILLING,EARTH BORING TOL	6222	11874	1230	3061
820719 OTH INC PARTS ROCK DRIL,E-BORI	226731	458958	139368	258717
820720 DIES FOR DRAWING/EXTRUD METAL	4370	9498	36190	37998
820730 TOOL FOR PRESS, STAMPING/PUNCH	7743	12580	4955	95207
820740 TOOLS FOR TAPPING OR THREADING	1588	2089	2879	3386
820750 TOOL FOR DRILLING O/T ROCK DRL	46963	145887	8800	34855
820760 TOOLS FOR BORING OR BROACHING	901	4624	1489	5138
820770 TOOLS FOR MILLING	1163	4599	1786	3462
820780 TOOLS FOR TURNING	6179	9609	3772	6358
820790 OTH INTERCHANGEABLE TOOLS	28430	46111	21145	46075
820810 KNIVS&CUTING BLADE METAL WORK	2884	3563	2789	7993
820820 KNIVS CUTING BLADE WOOD WORK.	6830	12802	2153	3345
820830 KNIVS&CUTING BLADE KITCHEN APP	1838	3626	98	274
820840 KNIVS&CUTING BLADE AGRI HORT	1965	2785	2672	4184
820890 OTH KNIVES CUTING BLADES F/MAC	68971	113997	36114	67177

Contd.

10.11 Imports by Economic Categories (Detail)

(In Thousand Rupees)

ITEMS	AUG., 2014	FROM JUL-2014	AUG., 2013	FROM JUL-2013
830260 AUTOMATIC DOOR CLOSERS	3967	7449	6001	12690
831190 OTH WIRE&RODS AGGLOMTR B/METAL	5086	10531	8411	16330
840140 PARTS OF NUCLEAR REACTORS	987986	987986	67287	67287
840211 WATERTUBE BOIL S/PROD>45T/H	512121	719755		95029
840212 WATERTUBE BOILER S/PROD-45T/H	104182	247802	7906	15269
840219 OTH VAPOUR GENERATING BOILERS,	192022	200175		
840220 SUPER-HEATED WATER BOILERS	21888	26170		
840290 PARTS OFSTEAM/OTH VAPOUR G/BOL	25629	31496	34029	34880
840310 BOILERS	4576	4995	458	3720
840390 PARTS CENTRAL HEATING BOILERS	142	523		686
840410 AUXILIARY PLANT FOR BOILER	8602	8602	5901	10169
840420 CONDENSERS STEAM/VAP POW UNIT	59728	77814	68	25036
840490 PARTS MASHINE H-8404.1000	37996	47709	175313	187344
840510 PRODUCER WATER GAS GENERATORS	16479	135518	24216	25093
840590 PART PROD GAS WATER GENERATOR	5811	41867	1364	1786
840682 O-TURBINE OUTPUT NOT EXC 40MW	280968	299594	23782	58071
840690 PARTS OF STEAM TURBINES	9849	63401	277822	304274
840710 AIRCRAFT ENGINES	114399	269501	56303	142677
840721 MARINE PROPULSION ENGINES	41935	87614	24939	49864
840729 OT MARINE SPARK-IGN-ROTRY ENG.	855	855	2368076	2368293
840731 PISTION ENGINE CAPACITY-50CC	36139	36139	34	34
840732 PISTON ENG CAPACITY 50-250CC	49041	72640	33343	56237
840733 PISTON ENG CAPACITY 250-1000CC	3789	5947	4917	8913
840734 PISTON ENG CAPACITY EX1000CC	11592	19041	6115	13897
840790 OTH ENGINES	35900	76455	21521	110583
840810 MARINE PROPULSION ENG-DIESEL	285	2800	410	834
840820 ENGINE FOR VEH CHAPTER-87	36220	70782	33167	53922
840890 OTH ENGINES	76997	136303	89790	157531
840910 PARTS FOR AIRCRAFT ENGINES	68	68		
840991 PARTS,SPARK-IGNITON PIST ENGIN	454903	884773	840451	1252338
840999 OTH PART,COMPRES-IGN PIST ENG	652458	1414940	802103	1224065
841011 HYD,TURBINE,WATER WHEE-1000KW	26222	124260	9225	9225
841013 HYD TURBINE,W/WHEEL>10,000KW		76729		
841090 PARTS, INCLUDING REGULATORS	2413	24025	46	167
841181 OTH GAS TRBIN NOT EXCD 5,000KW				33074
841182 OTH GAS TURBIN EXCE-5,000KW	130070	130070		270939
841191 PARTS TURBO-JET /PROPELLERS			1376	1442
841199 OTH, PARTS OF GAS TURBINES	66165	618764	959928	1059885
841210 REACTION ENG OTH THAN TURB-JET	287	287		
841221 LINEAR ACTING,HYD ENGINE&MOTOR	21362	23661	1131	2033
841229 OTH, HYDRAULIC POWER ENG&MOTOR	18202	38528	31182	37208
841231 LINERA ACT,PNEUMATIC ENG&MOTOR	3609	7196	5274	7363
841239 OTH, PNEUMATIC ENG & MOTOR	3762	5564	8067	9080
841280 OTH, ENGINES AND MOTOR	10641	223821	697	97083
841290 PARTS OF ENGINES AND MOTOR	7158	28654	5509	14712
841311 PUMPS FOR DISPENSING FUEL/LUB	16043	43961	21340	55572
841319 O-PUMP FITTED MEASURING DEVICE	14280	35756	16420	43353
841320 HAND PUMP O/THN H-841311,19	956	1443	324	653
841330 FUEL LUBRICATING/COOLING PUMPS	123138	220297	219048	237407
841340 CONCRETE PUMPS	18893	22079	122598	122879
841350 OTH POSITIVE DISPLACEMENT PUMP	65643	73022	5928	99619
841360 OTH ROTARY PIDISPLACEMENT PUMP	14522	21448	720	16971

Contd.

10.11 Imports by Economic Categories (Detail)

(In Thousand Rupees)

ITEMS	AUG., 2014	FROM JUL- 2014	AUG., 2013	FROM JUL- 2013
841370 OTH CENTRIFUGAL PUMS	246252	531763	103234	438794
841381 OTH PUMS LIQUID ELEVATORS	158001	269035	107054	196357
841382 LIQUID ELEVATORS	177152	177152	1681	2899
841391 PART OF PUMPS	655453	762894	128385	248776
841392 PARTS OF LIQUID ELEVATORS PUMP	246	362	370	662
841410 VACUUM PUMS	9651	19721	11352	19837
841420 HAND/FOOT OPERATED AIR PUMS	4222	5713	2997	5833
841430 COMPRESSOR REFRIGERATOR EQUIP	1144303	1867042	740218	1325473
841440 AIR COMPRESSORS MOUNTED W/CHAS	107982	141083	2994	7416
841451 FANS TABLE,FLOOR,WALL,WINDOW	104391	208070	22504	95764
841459 OTH FANS	56870	96572	32712	60064
841460 HOODS MAX-HORIZONTAL SIDE120CM	14102	25690	24194	40858
841480 OTH GAS COMPRESOR&RECYCL RODS	322183	832822	791774	1073393
841490 PARTS AIR/VACUM PUMPS ETC.	146076	755470	162123	251950
841510 WINDOW/WALL TYPE AC/SPLIT SYS	198106	387427	192978	445492
841520 A.C.MACHINES FOR MOTOR VEHICLE		688	522	604
841581 A.C.MACH COMP MOTOR DRI FAN	1394	15367	10904	19205
841582 O- AC INCOR REFRIGIRATING UNT	6232	25751	51402	128596
841583 OTH A.C. MACH NOT REFRIG UNIT	32553	84612	20997	47032
841590 PARTS OF AIR CONDITION MACHINE	317846	626856	267131	573212
841610 FURNACE BURNERS LIQUID FUEL	107	567		7
841620 OTH FURNAC BURNER INCL COMBINT	8114	12040	4319	14027
841630 MECHANICAL STOKERS GRATES ETC	96890	157938	25754	31201
841690 PART OF BURNRS OTH ART OF 7412	10630	23745	5202	10842
841710 FURNAC & OVEN F/ROAST/MELTING	7634	34240		8
841720 BAKERY OVENS INCL BISCUIT OVEN	5293	9281	3943	47483
841780 OTHER FURNANCE AND OVENS INDUS	19283	32263	49727	91859
841790 PART OF INDUSTRIAL LAB FURNACE	12197	39262	67415	80518
841810 COMBINED REFRIG-FREEZE W-DOORS	2134	20003	10743	18592
841821 REFRIGERATORS HOUSEHOLD TYPE	31724	83561	39669	70718
841829 OTH REFRIGERATOR HOUSHOLD TYP	21408	37578	12487	37784
841830 FREEZERS OF CHEST TYPE			2057	2057
841840 FREEZERS OF THE UPRIGHT TYPE	4573	10845	6982	7547
841850 O-FURNI-STORAGE,DISPLY FRZ EQU	12913	24691	3969	7334
841861 OTH REFRIG FREZ EQPT HEAT PUMP				9755
841869 OTH REFRIG FREZ EQUIP HEAT PUMP	349425	477273	140612	398411
841891 FURNITURE REFRIG FREEZING EQPT	4811	4811		
841899 OTH PARTS REFREGERATING EQUIPT	329983	611305	376309	598203
841911 INSTANT GAS WATER HEATERS	30769	35272	2427	2468
841919 OTH INSTANT STRONGWATER HETER	1655	4004	6408	10311
841920 MEDICAL SURGICAL LAB STERILISE	3817	12522	33146	46202
841931 DRYERS AGRICULTUL PRODUCTS	1230	5092		
841932 DRYERS WOOD PAPER PULP P/BOARD	406	406	6868	6868
841939 OTHER DRYERS	30786	50604	187979	294336
841940 DISTILLING RECTIFYING PLANT	96184	99105	2422	12281
841950 HEAT EXCHANGE UNITS	8383	51760	56220	74001
841960 MACHINERY LIQUIFY AIR O/GASES	3188	23840	6791	7647
841981 OTH MACH PLANT EQPT HOT/COL FD	15068	24851	18390	24179
841989 OTH MACHINERY PLANT AND EQPT	797317	886646	862461	967291
841990 PARTS MACH PLANT LAB EQUIP ETC.	70046	269028	281496	390382
842010 CALENDERING OTH ROLL MACHINES	15133	17143	6905	12674
842091 CYLINDER(FOR CALENDERING MACH)	9692	10744	145	145

Contd.

10.11 Imports by Economic Categories (Detail)

(In Thousand Rupees)

ITEMS	AUG., 2014	FROM JUL- 2014	AUG., 2013	FROM JUL- 2013
842099 OTH PART OF CALENDER MACHINE	2923	3773	1538	2837
842111 CREAM SEPARATORS	8671	8731		
842119 OTH CENTRIFUGES INCLUDING DRYR	23546	85416	127466	203249
842121 FILTERING PURIFY MACH&APARATUS	29714	390385	221476	677289
842122 FILTERING MACH FOR BEVERAGES	12593	13245	332	974
842123 OIL&PETROL-FILTER INT.COMBSN	21532	46275	21521	39283
842129 OTH FILTER MACHS APPARATUS NES	92833	140754	74452	125917
842131 INTAKE AIR FILTER COMBTION ENG	281777	307193	25563	141022
842139 OTH FILTERING PURIFY MACH/APPA	164576	505271	194692	340413
842191 PARTS CENTRIFUGES INCL DRYER	67564	115040	40756	58380
842199 PARTS OF FILTERING PURIFY MACH	31160	101278	50304	74853
842211 DISH WASHING MACHINE HOUSEHOLD	2956	3559	267	514
842219 OTHER DISH WASHING MACHINE	789	823	423	1566
842220 MACH CLEANING/DRYING BOTTLE	70	86	8071	8231
842230 MACH FILLING/CLOSING BOTTLES	112296	210550	131473	434968
842240 OTH PACKING WRAPPING MACHINE	74384	89345	78176	139211
842290 PARTS MACH FIL/CLEAN WRAP PACK	172485	385179	77127	139265
842310 PERSONAL WEIGHING MACHINES	3409	9685	1113	2902
842320 SCALES FOR CONT WEIGHING GOODS	5296	7178		
842330 CONSTANT WEIGHT SCALES/HOPER	3147	3414	21	1530
842381 OTH WEIGHT MACHINERY-30KG	2482	10291	671	1863
842382 OTH WEIGHT MACH CAP-30-5000KG	9911	31320	3999	11289
842389 OTH WEIGHING MACHINERY	23372	24088	24130	31623
842390 WEIGHT MACH WTS ALL KINDS&PART	3754	11645	9062	11271
842410 FIRE EXTINGUISHERS W/N CHARGED	27546	48260	8963	24450
842420 SPRAY GUNS&SIMILAR APPLIANCES	5922	15129	14982	25107
842430 STEAM,SAND BLAST,JET PROJ MACH	6033	7297	925	2219
842481 AGRICULTURAL OR HORTICULTURAL	38223	70654	4156	21780
842489 OTH APPL PROJ/DISPERS/SPRY LQD	5970	19746	1356	3102
842490 PART MECH APPLIANCE SPRAY ETC.	22969	56444	96109	228150
842511 PULLEY TACKLE HOISTS POWER	12264	25880	6033	10442
842519 O-PULLY/HOISTS/WINCH/CAPSTANS	35557	48450	16435	21762
842531 WINCH CAPSTAN POWER E/MOT	1428	4447	1418	2935
842539 WINCHES CAPSTAN	3431	5825	782	7822
842541 JACKS,HOISTS-RAISING VEHICLES	1168	7899	1440	1743
842542 OTH JACKS AND HOISTS HYDRAULIC	13964	30203	25782	38132
842549 OTH MECHANICAL HANDING EQUIPMT	1578	1894		482
842611 OVERHEAD-TRAVELING CRAN F-SUPO	11403	11501	188231	207968
842612 MOBILE LIFTING FRAME ON TYRES		1756	14348	56351
842619 OTH O/HEAD TRAVEL/TRNSPOT CRAN			1529815	1529815
842620 TOWER CRANES	22145	22145		110989
842630 PORTAL OR PEDESTAL JIB CRANES	17560	23369		
842641 O-MACHINERY SELF PROP ON TYRES	212	8232	714	714
842649 OTH MACHINERY SELF PROPELLED		1326		10389
842691 O-MACH DESIGED MOUNT ROAD VEH	353	688	3666	3666
842699 OTH MACHINERY NOTSELF PROPELED		8892	50791	64222
842710 SELF PROPELL TRUCK WITH EL MOT	43069	54778	57897	66602
842720 OTHER SELF-PROPELLED TRUCKS	57419	142022	100500	137769
842790 OTH WORK TRUCK LIFT/HAND EQUIP	2661	3862	6804	8820
842810 LIFTS AND SKIP HOISTS	41746	128846	29657	53567
842820 PNEUMATIC ELEVATORS&CONVEYORS	4604	35952		3696
842831 ELEVATOR/CONVEYOR,UN/GROND USE	124	124	201	201

Contd.

10.11 Imports by Economic Categories (Detail)

(In Thousand Rupees)

ITEMS	AUG., 2014	FROM JUL-2014	AUG., 2013	FROM JUL-2013
842832 OTH ELEVATOR/CONVEYOR BUKT TYP	4854	7618	10890	12053
842833 OTH ELEVATOR/CONVEYOR BLT TYPE		5990		735
842839 OTH CONT ACTELEVATOR,CONVEYOR	9632	27207	42440	93441
842840 ESCALATORS & MOVING WALKWAYS	11529	20759		26352
842860 TELEFERICS CHAIR-LIFT,F/FURNIC	1251	1583	412	412
842890 OTH MACHINERY LIFT/HANDLE ETC.	8549	34182	73244	131614
842911 TRACK LAYING BULDOZER/ANGLDOZR	1530	2958	765	205105
842919 BULDOZRS/ANGLEDRO/TRACK LAYING		98496	1354	1354
842920 GRADERS AND LEVELLERS	510	22179	38395	42628
842930 SCRAPERS	101	207		
842940 TAMPING MACHINE & ROAD ROLLERS	17638	20937	60488	68830
842951 FRONT-END SHOVEL LOADERS	59068	102673	80671	1546828
842952 MACHINERY 360 REVOLVG S/STRUTE		357		
842959 OTH MECHANICAL SHOVALS EXCAVOR	216604	383867	289803	492859
843010 PILE-DRIVERS /EXTRACTORS		10534		
843031 SELF-PROP COAL ROCK CUTTER		221		103
843039 OTH SELFPROP COAL/ ROCK CUTTER				210
843041 OTH BORS SINK MACH SELF-PROPEL	92983	94992		15229
843049 OTH BOR/SINK MACH NOT SELFPROP	2096550	3739112	152280	4912895
843050 OTH MACHINERY SELFPROPELLED	51637	51637	72	235
843061 TAMP COMPACT MACH NOT SELFPROP	2122	3248	696	1002
843069 OTH MACHINERY NOTSELF-PROPELED		180	14896	15330
843110 PARTS MACHINERY HEADING 84.25	9339	9490	241	2339
843120 PARTS MACHINERY HEADING 84.27	7802	14142	3004	5427
843131 PARTS OF LIFT SKIPHOIST&ESCALT	26644	45289	5570	19084
843139 OTH PARTSLIFT/HANDLE/LOAD MACH	69517	190333	109065	179256
843141 BUCKETS SHOVELS GRABS & GRIPS	368	1771	3470	3599
843142 BULDOZER OR ANGLEDOZER BLADES	1706	2769	2772	2772
843143 PARTS BOR/SINK MACHINERY	291500	719180	506992	1423519
843149 PART MACH HEAD 84.26.84.29-30	739439	1315552	266959	407803
843210 PLOUGHS	105	186		
843221 DISC HARROWS,SCARIFIERS,CULTI			8582	8582
843229 OTH HAROW SCARIFIER WEDER&HOS	21	159		
843230 SEEDERS PLANERS & TRANSPLANTER	4016	4091		
843280 OTH AGR HERTI, FORESTRY MACHRY	10599	10785	147	17874
843290 PARTS AGR HERTICULTURAL MACHIN	33306	44824	26158	30632
843311 LAWN MOVER PARKS/SPORTS GROUD		101	95	95
843319 OTH MOVER LAWN PARKS SPORTGOOD	857	874	1020	1171
843320 OTH MOWERS INCLUDING CUTER BAR	279	1153	16209	16209
843330 OTH HAYMAKING MACHINERY	3823	4125	7452	7452
843340 STRAW BALER INCL PICK-UP BALER	1279	4881	13432	15011
843351 COMBINE HARVESTER-THRESHERS	198818	338435	90864	168347
843352 OTH THRESHING MACHINERY	288	288		
843359 OTH HARVESTING MACHINES		11904		
843360 MACH CLEAN SORT EGG FRUT AGPRO	789	789		
843390 PARTS MACH CLEAN/SORT EGG ETC	4097	9192	4780	6252
843410 MILKING MACHINES	881	1231		1857
843420 DAIRY MACHINERY		7579	367	7744
843490 PART MILKING/DAIRY MACHINERY	6110	9495	7366	10494
843510 MACHINERY (PRESSES,CRUSHES)	5090	5175	1415	1993
843590 PART OF JUICE EXTRACTING MACHI	14	788		
843610 MACHRY PREP ANIMAL FEED STUFS	134751	163874	1243	59530

Contd.

10.11 Imports by Economic Categories (Detail)

(In Thousand Rupees)

ITEMS	AUG., 2014	FROM JUL- 2014	AUG., 2013	FROM JUL- 2013
843621 POULTRY INCUBATORS & BROODERS	77550	105019		14354
843629 OTH POULTRY KEEPING MACHINERY	108504	232475	68697	162633
843680 OTH MACHINERY	625	625		1259
843691 PARTS POULTRY KEEP MACH BRODER	4354	4875	1305	2613
843699 OTH PART OF AGRI/HORT MACHINER	41155	62127	8333	21078
843710 MACH CLEAN SORT GRAD GRAIN/VEG	67815	147949	46253	84086
843780 OTH MACHINERY	53944	122557	46682	49795
843790 PARTS MACHINE USE MILLINDUSTRY	19178	53676	23184	38316
843810 BAKERY MACH MFG MACARONI SPGTI	221478	408440	3608	47055
843820 MACH MANU CONFECTIONERY COCA	126275	257903	94	78849
843830 MACHINERY SUGAR MANUFACTURE	26884	49380		
843850 MACH PREPARATION MEAT/POULTRY	4784	5287		23410
843860 MACH PREP OF FRUITS/NUTS/VEG.	51715	52138	162	162
843880 OTHER MACHINERY	18378	20976	3684	3988
843890 PARTS MACH/ND MFG FOOD DRINK	24219	50232	16887	27916
843910 MACHINERY M/PULP FIBROUS MATAL		14187	1582	1582
843920 MACHINERY MAKE PAPER P/BOARD	42087	224990		140817
843930 MACHINERY FINISH PAPER P/BOARD	9940	16508	5073	16140
843991 PARTS MACHIN PULP FIBROSMATERL	8958	9172	277	2350
843999 OTH PARTS MACHIN PAPER P/BOAD	22703	30218	18163	40164
844010 BOOK-BIND&BOOK-SEWING MACHIN	10989	19185	2109	17419
844090 PARTS BOOK BINDING MACHINERY	575	701		782
844110 CUTTING MACHINES	27177	60731	10483	32458
844120 MACH MAKE BAGS SACKS/ENVELOP	716	716		
844130 MACHI MAKE CARTONS BOX TUBEETC		721	844	7312
844140 MACH MOULDING ARTICLE P/P,PULP	12946	13268	8692	9202
844180 OTH MACH FOR MAKING P&P/BOARD	9349	9349	12377	16433
844190 PART MAC H-8441.1000,8441.4000	12079	21074	5635	9893
844230 PRINTING MACH, APATUS&EQUIPMEN	6663	7417	27814	27814
844240 PARTS OF THE FOREGOING MACH	945	1670	243	2016
844250 PLATE ,CYLINDER/PRINT COMPONE	6135	15862	11143	14058
844311 OFF SET PRINT MACHIN REELFED	8951	8951	12133	21908
844312 SHEET FED,OFFICE TYPE S-22&36	1901	1901	10236	10236
844313 OTH OFFSET PRINTING MACHINERY	83389	94295	17253	49401
844314 LETTERPRESS PRI-MACH REEL FED	3778	3778	1598	1598
844315 LT-PRESS P-MACH O/T R-FED,FLEX		49951	1450	2677
844316 FLEXOGRAPHIC PRINTING MACHIN	7965	10623	8951	13941
844317 GRAVURE PRINTING MACHINERY	9664	23188	23024	31011
844319 HOT STAMPING MACHINES	222923	268277	278242	344050
844331 MACH PERFORM TWO OR MORE FUNCT	10783	24976	13519	18847
844332 PRINTER CONNECT TO AUTOMA DPM	98279	194462	64820	133938
844339 O-MACH REPRODUC ORIGINAL IMAGE	37673	86514	30591	85710
844391 PART/ACCE PRINTING MACH H-8442	24379	40570	15675	29515
844399 PARTS /ACCE OTH PRINTING MACH	74737	142098	37116	82311
844400 MAC EXTRUD CUT M-MADE TEX-MATE	2858	5413	120961	123509
844511 CARDING MACHINES	286681	670613	375660	857075
844513 DRAWING /ROVING MACHINES	161311	318964	436128	789467
844519 OTH MACH TEXTURE FIBRE ETC	202957	461526	411388	648654
844520 TEXTING SPINNING MACHINES	234007	899504	482113	961302
844530 TEXTILE DOUBLING OR TWIST MACH	17789	25016	6107	26131
844540 TEXTILE WINDING MACHINE	240121	444065	597201	1120101
844590 OTH MACH, TEXTILE FIBRE	77441	172700	148883	213281

Contd.

10.11 Imports by Economic Categories (Detail)

(In Thousand Rupees)

ITEMS	AUG., 2014	FROM JUL- 2014	AUG., 2013	FROM JUL- 2013
844621 POWER LOOM WEAV FAB EXCED 30CM		5202		2604
844629 OTH WEAVING MACHINES(LOOMS)	7135	23489	13967	33182
844630 WEAV MACH FAB >30CM SHUTLES	582412	1343416	410214	546098
844711 CIRCULAR KNITTING MACHINE	68468	84314	45223	65051
844712 CIRCULAR KNIT MACH DIA>165MM	29517	50709	51545	117618
844720 FLAT KNIT MACH STITCH-BONDING	14165	34123	12962	12962
844790 OTH MACH GIMPED YARN TULE LACE	717261	1249644	243483	431674
844811 DOBBIES JACQUARD COPY ETC MACH	4508	10341	4253	12272
844819 OTH AUXILARY MACHIN HD84.44-47	169305	389634	82860	159020
844820 PARTS&ACCESORIES MACH H-84.44	8178	16497	5271	31035
844831 CARD CLOTHING	74194	188897	100253	203538
844832 PART ACCESORY MACH TEXT FIBRE	12513	18487	4421	4549
844833 SPINDLE SPIND FLYER S/IN RING	105322	192367	104532	213927
844839 OTH PARTS&ACCESSORIES 84.45	156985	291956	166512	254287
844842 REEDS FOR LOOMS HEALDS&H/FRAM	28034	42445	14799	42924
844849 OTH PART ACCESSORIES WEAV MACH	70895	137035	50953	96260
844851 SINKERS NEEDLES & OTH ARTICLES	38622	75122	34181	66415
844859 PART ACCESSORY MACH HEAD 84.47	34489	64147	28100	66033
844900 MACH MFG FINISH NON WOVENS	28978	39507	15537	41278
845011 WASHING MACH FUL-AUTO NOT>10KG	39275	77936	25901	68935
845012 O-MACH BUILT-CENTRIFUGAL DRIER	11171	21994	27279	47772
845019 O-MACH DRY LINE CAPA -NOT>10KG	7896	18812	1478	3689
845020 MACHINE DRY LINE CAP EXCE10KG	279	857		2115
845090 PARTS FOR H/HOLD WASH MACHINE	22248	32216	11728	28382
845110 DRY-CLEANING MACHINES	568	16378	208	208
845129 OTH DRYING MACHINES	32128	33553	1043	7329
845130 IRONING MACHINES & PRESSES	5971	10855	3351	6243
845140 WASHING BLEACH DYE MACHINES	148617	180976	131307	150342
845150 REELING UNREEL FOLDING ETC MAC	13858	17312	62372	69260
845180 OTH MACHINERY	142032	333921	417995	609680
845190 PARTS FOR DRY CLEAN/DYING MACH	35844	61723	15333	42963
845210 SEWING MACHINE HOUSEHOLD TYPE	12172	16538	3734	12076
845221 AUTOMATIC UNITS SEWING MACHINE	4248	40042	3160	6976
845229 OTH SWING MACHINES	297133	448647	124176	224992
845230 SEWING MACHINE NEEDLES	5002	12480	6210	20109
845290 OTHER PARTS OF SEWING MACHINE	15367	36493	17842	32048
845310 MACH PREP, TANN HIDE, SKIN LEAT	51668	94766	27077	75788
845320 MACH MAKING/REPARING FOOTWEAR	60866	128986	12774	25903
845380 OTH MACH REPAR H-SKINS/LEATHER	6456	13471		1210
845390 PARTS OF MACH TANNING, FOOTWEAR	8686	17676	11392	22197
845410 CONVERTERS	52	52		300
845420 INGOT MOULDS & LADLES	3562	3562	6220	6220
845430 CASTING MACHINES	20821	33971	83904	121262
845490 PARTS OF CONVERTERS LADLES ETC	10696	14200	3869	7745
845510 TUBE MILLS		20782	69527	74678
845521 HOT/COMBIN HOT&COLD ROLING MIL	17273	149735		
845522 COLD, ROLLING MILLS	3008	3008	858	858
845530 ROLLS FOR ROLLING MILLS	80757	143088	35980	39875
845590 OTH PARTS METAL ROLLING MILLS	14143	31037	1227	1358
845610 MACH TOOL WORKING BY LSER ETC	2138	3951	1067	17689
845620 MACH OPERATED ULTRASONIC PROCE	158	158		
845630 MA-TOOL OPER ELECTRO DISCHARGE	2330	5647	2714	3492

Contd.

10.11 Imports by Economic Categories (Detail)

(In Thousand Rupees)

ITEMS	AUG., 2014	FROM JUL- 2014	AUG., 2013	FROM JUL- 2013
845690 O-MAC TOOL FOR REMOVAL OF MAT	383	7084		
845710 MACHING CENT FOR WORKING METAL	16705	41818	39193	46327
845730 MULTI-STATION TRANSFER MACH		53887		
845811 HORIZONT LATH NUMERICL CONTROL	9025	9856	2589	7158
845819 OTHER, HORIZONTAL LATHES	9612	22357	18519	36557
845891 OTH LATHES NUMERICALLY CONTROL	332	332	4382	4382
845899 OTH LATHES FOR REMOVING METALS	2455	21437		9089
845910 WAY TYPE UNIT HEAD MACHINES	525	1303	73	395
845921 OTH DRILL MACH NUMERICAL CONT	6398	10876		
845929 OTHER DRILLING MACHINES	24347	49040	5969	8613
845939 OTHER BOARING-MILLING MACHINES	535	1067		2262
845940 OTHER BORING MACHINES	3795	8806	2131	5889
845959 MILL MACH W TRAVERSER =<300MM	6042	13361	220	6997
845961 OTH MILLING MACH NUMERICAL CONT	13692	13692		484
845969 OTHER MILLING MACHINES	2113	23143	7737	13038
845970 OTH THREAD/TAPPING MACH	8308	10888	4234	4244
846019 OTH F.SURF GRIND MAC AXIS0.01M	3040	4142	2057	2875
846021 OTH GRIND MACH NUMERICAL CONTR		4880		25415
846029 OTH GRIND MACH AXIS 0.01MM	2044	10238	147	935
846039 OTH SHARPENING MACH-TOOL		542	580	878
846040 HONING OR LAPPING MACHINES			6860	6860
846090 OTHER MACHINE TOOLS	502	15398	1237	2556
846120 SHAPPING OR SLOTTING MACHINES	745	1122	155	1035
846130 BROACHING MACHINES			475	475
846140 GEAR CUTTING,GRIND/FINISH MACH	5909	10182	5039	7046
846150 SAWING OR CUTTING-OFF MACHINES	5796	18038	9126	32219
846190 OTH MACH TOOL FOR METAL WORK	6416	10901	185	1036
846210 FORGING/DIE-STAMP MACH&HAMMERS	4070	11128	52	701
846221 BEND,FOLD,ETC MACH NUM CONTROL	31	31		
846229 OTH BENDING,FOLDING MACH	6077	11247	4899	8655
846231 SHEARING MACH NUMERICAL CONTRO	22011	23894		
846239 OTH SHEARING MACH	2870	7631	10511	14909
846241 PUNCH/NOTCH MACH NUM CONTROLLED			226	226
846249 OTH PUNCHING/NOTCHING MACH	27016	51467	8989	12859
846291 HYDRAULIC PRESSES	70	13153	695	695
846299 OTH PRESSES FOR WORK METAL	4615	11646	5483	24907
846310 DRAW-BENCH FOR BARS,TUBES WIRE	359	7399		3144
846320 THREAD ROLLING MACHINES	127	2262	550	1468
846330 MACHINES FOR WORKING WIRE	1835	2530	4346	19117
846390 OTH MACH TOOL WORKING METALS	169	2870	475	2598
846410 SAWING MACHINES	3279	5631	35	63
846420 GRINDING OR POLISHING MACHINES	1825	7295	4054	5169
846490 OTH MACH TOOL WORK STONE/CER/C	8614	10942	12823	18152
846510 MACHINE FOR MECHANIC OPERATION	1070	1070	49260	49260
846591 SAWING MACHINES	1418	3986	747	2445
846592 PLANING,MILLING, MOULD MACH	328	974		47
846593 GRINDING SANDING POLISHING MAC	2788	4103	30109	37907
846594 BENDING OR ASSEMBLING MACHINES	12484	76958	1446	2641
846595 DRILLING OR MORTICING MACHINES	972	1081	851	868
846596 SPLITING SLICING PARING MACH	5038	6395	644	2918
846599 OTH MACH TOOL FOR WOOD CORKETC	12281	34621	1202	2028
846610 TOOL HOLDER SELF OPEN DIEHEAD	360	7752	4735	6559

Contd.

10.11 Imports by Economic Categories (Detail)

(In Thousand Rupees)

ITEMS	AUG., 2014	FROM JUL- 2014	AUG., 2013	FROM JUL- 2013
846620 WORK HOLDERS	779	851	24	901
846630 DIVIDING HEAD & ATTACH M-TOOL		755	14	16
846691 OTH PART FOR MA-TOOL H.84.64	695	1119	987	1988
846692 OTH PART FOR MA-TOOL H.84.65	7424	9955	1527	5788
846693 PART/ACCES MACH TOOL PLAN ETC	35410	41516	1858	5576
846694 PART/ACCES MACH TOOL FOLD ETC	9848	39668	1582	3424
846711 PNEUMATIC ROTARY TYPE TOOLS	1266	1521	162	572
846719 OTH PNEUMATIC TOOLS FOR WORK	7249	8435	3540	3915
846721 DRILL W ELEC MOTOR OF ALL KIND	11278	18676	7371	12966
846722 SAWS SELF CONTAINED ELE-MOTOR	1449	2140	904	1185
846729 OTH TOOL WITH ELECTRIC MOTOR	41551	73876	14985	24421
846781 CHAIN SAWS	3207	7514	188	489
846789 OTH TOOL WORKING IN HAND	1600	10105	3541	4168
846791 PARTS OF CHAIN SAWS	538	1660	390	1083
846792 PARTS OF PNEUMATIC TOOLS	163	709	394	3061
846799 OTH PART TOOL WORK IN THE HAND	9879	20198	1279	6789
846820 OTH GAS-OPERATED MACH APPARATU	2642	2695	617	1002
846880 OTH MACH FOR SOLDER,BRAZING	3156	5896	1433	6708
846890 PARTS FOR SOLDERING,BRAZIN MAC	870	3181	1663	3683
846900 TYPEWRITER;WORD PROCESS MACH				88
847010 ELEC CALCULATOR,DATA REC MAC	8876	17423	9057	16191
847029 OTH ELECTRO CALCULATING MACHIN		161	4	4
847030 OTHER CALCULATING MACHINES		35	60	60
847050 CASH REGISTERS	4143	12550	1432	12473
847090 OTH POSTAGE,TICKET ISSUE MACH	1884	6237	4664	5287
847130 PORTABLE AUTOMATIC DP MACHINE	4033500	6574628	555978	1144538
847141 OTH AUTOMATIC DATA PRO MACHINE	419779	607571	22730	53808
847149 OTH PRESENTED IN FORM SYSTEMS	99172	101767	1937	5479
847150 PROCESSI UNIT O/T,H-8471.41,49	529734	803765	125892	290528
847160 INPUT,OUTPUT UNIT IN S-HOUSING	100583	198808	25318	64628
847170 STORAGE UNITS	106764	172227	79475	143250
847180 OTH UNITS OF AUTO DAT PRO MACH	5199	9608	16616	17829
847190 OTH LAN,BRIDGES,HUBS EXCL SWIT	48161	78634	188167	316861
847210 DUPLICATING MACHINES	227	760		
847290 OTHER, OFFICE MACHINES	228095	266227	93347	171674
847310 PARTS/ACCESS OF MACH H-84.69	153	376	2	2
847321 PART CALC MACH H-8470.10.21.29	81	127		210
847329 OTH PARTS OF MACH H-84.70	1688	3635	608	3065
847330 PARTS/ACCESS OF MACHINE 84.71	155967	265762	86038	166384
847340 PARTS/ACCESS MACHINE HEAD84.72	47269	85520	11523	35933
847350 PARTS/ACCESS MAC HD84.69-84.72	339	795	246	374
847410 SORTING/SCREENING/WASHING MACH	9883	23740		678
847420 CRUSHING OR GRINDING MACHINES	10258	212492	117292	117587
847431 CONCRETE OR MORTAR MIXERS	101211	141197	17411	27681
847432 MACH FOR MIXING MINERAL&BITUME	9940	129653	112484	136128
847439 OTH MACH FOR MIXING MINERALS	520	1884	23829	26874
847480 OTHER MACHINERY	28932	34261	5557	12986
847490 PART OF SORTING,SCREENING MACH	146438	220832	102212	177959
847529 OTH GLASS WORKING MACHINES	3287	11607	4862	4862
847590 PARTS OF MACHINES H-NO.84.75	2889	5604	48967	52584
847621 BEVERAGE/VENDING MA W REFRIG		170		
847629 OTH,AUTOMA BEVERG-VENDING MACH	22	22	1417	1417

Contd.

10.11 Imports by Economic Categories (Detail)

(In Thousand Rupees)

ITEMS	AUG., 2014	FROM JUL-2014	AUG., 2013	FROM JUL-2013
847681 OTH MACH HEATING/REFRIG,DEVICE		158		
847690 PARTS OF MACH HEADING 84.76		20	123	123
847710 INJECTION-MOULDING MACHINES	127100	254029	93848	337081
847720 EXTRUDERS	70061	112073	12300	26646
847730 BLOW MOULDING MACHINES	31351	101255	32787	83402
847740 VACCUM MOLDING/THERMOFORM MACH	3818	8320	8573	10023
847751 MACH MOULD PNEUMATIC TYRE,TUBE	140391	141819	35065	35065
847759 OTH MACH FOR MOLDING/FORMING	8337	10298	983	80425
847780 OTH MACH FOR WORKING RUB/PLAST	16204	125530	180781	263160
847790 PARTS OF MACH,WORKING RUB/PLAS	49696	77866	19855	125340
847810 MACH FOR REPARING TOBACCO	31079	31079	2081	104952
847890 PARTS OF MACHINES OF H-84.78	52300	86650	23840	44489
847910 MACH FOR PUBLIC WORKS,BUILDING	37034	59862	165783	195973
847920 MACH FOR EXTRACT/PREP FATS/OIL	48159	48159		569
847930 PRESS PARTICAL/FIBRE BOARD ETC	30414	65321	9230	13731
847940 ROPE OR CABLE MAKING MACHINES		2311	9056	9274
847950 INDUSTRIAL ROBOTS(N.E.S.)	31283	42544		
847960 EVAPORATIVE AIR COOLERS	65587	86028	6032	12645
847979 OTH PASSENGER BOARDING BRIDGES	4421	4524		
847981 MA FOR TREATING METAL/FLE WIRE	39773	40840	217	611
847982 MIX/KNEAD/CRUSH/GRIND ETC MACH	1109415	1527339	210794	406790
847989 OTH APPLI IDIVIL FUNCTIO MACH	266534	398245	421768	624691
847990 PART OF MA H- 8479.20.60.82.84	74542	128985	57361	289887
848010 MOULDING BOXES FOR MET FOUNDRY	3921	4701	1451	1670
848020 MOULD BASES	1583	5019	520	2026
848030 MOULDING PATTERNS	4454	4881	586	738
848041 INJECTION OR COMPRESSION TYPES	14412	16213	564	1322
848049 OTH, MOULDS FOR METAL/CARBIDES	39861	81191	6078	8919
848050 MOLULDS FOR GLASS	11100	24712		5137
848060 MOULDS FOR MINERAL MATERIALS.	7961	11431	8403	13594
848071 INJECTION OR COMPRESSION TYPES	17275	58852	118099	124690
848079 OTH MOULDS FOR RUBBER/PLASTICS	145120	166966	192566	254245
848110 PRESSURE-REDUCING VALVES	118271	224082	655365	770454
848120 VALVES,OLEOHYD/PNEUMATIC TRANS	208334	243033	10787	14817
848130 CHECK (NONRETURN) VALVES	81016	190523	55241	140821
848140 SAFETY OR RELIEF VALVES	92230	166471	30599	107974
848180 OTH APPLIANCE(TAP,COCKS,VAL)	534260	954873	542733	1333255
848190 PARTS OF APPLICANCE H-NO.84.81	121602	169246	126843	240694
848210 BALL BEARINGS.	313731	638485	185239	436005
848220 TAPERD ROLLER BEARING INC CONE	49337	117861	53313	81735
848230 SPHERICAL ROLLER BEARINGS	18667	54109	28406	70494
848240 NEEDLE ROLLER BEARINGS	5405	12110	3281	7225
848250 OTH CYCLINRICAL ROLLER BEARING	24973	48201	12035	25658
848280 OTH COMBINED BALL/ROLLER BEAR	43731	67147	53783	87245
848291 BALLS, NEEDLES/ROLLERS PARTS	21495	36802	13707	24945
848299 OTH PARTS OF BALL/ROLLER BEAR	16667	33950	20937	33002
848310 TRANSMISSION/CRANKS/SHAFTS.CAM	184909	398551	125137	218602
848320 BEARING HOUSING-BALL/ROLR BEAR	9526	21881	3955	15711
848330 BEARING HOUSING NOT INCOR BEAR	165375	299673	118594	214499
848340 GEAR,CHAIN SPOK,GEAR BOXES ETC	248076	360055	80873	131317
848350 FLYWHEL/PULEY INCL PULEY BLOCK	17063	22590	14213	18867
848360 CLUTCHES AND SHAFT COUPLING	50729	96302	57656	110819

Contd.

10.11 Imports by Economic Categories (Detail)

(In Thousand Rupees)

ITEMS	AUG., 2014	FROM JUL-2014	AUG., 2013	FROM JUL-2013
848390 PARTS OF HEADING 84.83	22300	159132	16395	31987
848410 GASKET&SIMILAR JOINT OF MATA LS	69585	128141	76203	133039
848420 MECHANICAL SEALS	59370	99071	41629	71528
848490 OTH GASKET&SIMI JOINT DISSIMIL	49644	120971	451451	542764
848610 MACH FOR MANUF BOULES / WAFERS			105	105
848690 PARTS&ACCE OF MACH MANU S-COND	635	635	105	105
848710 SHIPS/BOATS,PROPELLERS&BLADES	288	559		47
848790 O-PARTS&ACCE NOT CON ELE-CONNE	13453	38413	37254	60110
850110 ELEC MOTOR OUTPUT NOT>37.5.WAT	54527	114126	30846	77072
850120 UNIVERSAL AC/DC MOTOR >37.5 W	18893	46447	1914	22318
850131 OTH DC MOTOR/GEN 0-P=750 WATT	20427	35303	15461	29411
850132 O-DC MOTOR/GEN 0-P-750W-75KW	49417	52244	11060	22939
850133 OTH DC MOTO/GEN 0-P-75KW-375KW	13957	21118	1475	4316
850134 OTH DC MOTOR/GEN OUTPUT >375KW			4073	4083
850140 OTH AC MOTORS,SINGLE-PHASE	116346	215647	59621	131578
850151 OTHER AC MOTORS MULTI-PHASE	29376	61785	12844	28698
850152 AC MOTORS,OUTPUT-750W-75KW	220118	316076	101967	171211
850153 AC MOTORS,OUTPUT>75KW	142084	222832	39438	64216
850161 AC GENERATORS OUTPUT NOT>75KVA	69322	137192	52661	100574
850162 AC GENERATORS OUTPUT-75-375KVA	10349	22167	12755	19380
850163 AC GENERATOR 0-P-375KVA-750KVA	4865	6277	2341	2341
850164 AC GENERATORS OUTPUT >750 KVA	4194	20897	24750	27811
850211 EL GNERATOR (DIESEL)0-P>75 KVA	194218	685954	273063	462583
850212 GENER SET(DIESEL)OP- 75-375KVA	236446	348984	176345	426067
850213 GENER SET(DIES ENG)OP>375KVA	295564	2396128	498442	1744402
850220 GENER SET(SP-ING ENG)OP>375KVA	900606	1451926	603709	1558427
850231 GENERATING SETS,WIND POWERED		11881	42	42
850239 OTHER GENERATING SETS	2173199	2184038	59439	105711
850240 ELECTRIC ROTARY CONVERTERS.			202	233
850300 PARTS FOR MACHIN H-85.01/85.02	202661	324353	108778	221172
850410 BALLAST FOR DISCHARG LAMP/TUBE	20529	34733	15095	28778
850421 LIQUID DIELECRICT FORMERS		120	502	1134
850422 LIQ D-E T/FORMER-650-10000KVA	6532	6532	560	3744
850423 LIQ DI-ELE T/FORMER >10000KVA	132058	133309		
850431 OTH TRANSFORMER-PHC-NOT>1 KVA	72797	151477	41333	104704
850432 OTH TRANSFORMER-PHC-1KVA-16KVA	4953	9109	404989	406160
850433 OTH TRANSFORMER-PHC-16-500KVA	61794	102399	35717	36398
850434 OTH TRANSFORMER-PHC>500 KVA	10452	30270		1343
850440 STATIC CONVERTERS	1058328	1898634	317785	642456
850450 OTHER INDUCTORS	15368	43169	89994	100918
850490 PARTS ELEC POWER MACH H-8504	130260	242705	102679	144835
850511 PERMANENT MAGNETS AND ARTICLES	2372	16075	1538	1771
850519 OTH PERMANENT MAGNETS&ARTICLES	13902	31110	13639	18312
850520 EL-MAGNET COUPLING,CLUTCH ETC	6950	8984	1538	3880
850590 OTH EL-MAGNET INC/PART HD85.05	5456	53311	9052	12650
850610 MANGANESE DIOXIDE P/CELL&BATT	74395	125113	46638	118964
850640 SILVER OXIDE P/CELL&BATTERIES				917
850650 LITHIUM PRIMARY CELL&BATTERIES	43710	72499	10336	23187
850660 AIR ZINC PRIMARY CELL&BATTRIES	257	257	154	396
850680 OTHER PRIMARY CELL&BATTERIES	44191	66927	35333	54987
850690 PARTS OF PRIMARY CELL&BATTEIES	1046	4330	291	574
850710 LEAD-ACID ACCUMULATOR(STARTNG)	15435	16813	8641	10297

Contd.

10.11 Imports by Economic Categories (Detail)

(In Thousand Rupees)

ITEMS	AUG., 2014	FROM JUL- 2014	AUG., 2013	FROM JUL- 2013
850720 OTHER LEAD-ACID ACCUMULATORS	535590	1002395	535895	734737
850730 NICKEL-CADMIUM ACCUMULATORS	1549	2232	5148	6575
850750 BATTRIES NICKEL-METAL HYDRIDE	326	326		5
850760 BATTRIES LITHIUM-ION	1229	1689	48	1340
850780 OTHER ACCUMULATORS	41820	56140	19792	32497
850790 PARTS EL-ACCMOLATOR INCL SEPR	47206	83535	33591	79878
850811 VACUM CLEANER SE-CONTA E-MOTOR	5800	12364	542	3673
850819 OTH VACUUM CLEANERS SELF MOTOR	958	3329	1799	4115
850860 OTHER VACUUM CLEANERS	349	1709	1125	1407
850870 PARTS OF VACCUM CLEARNERS	118	162	55	90
850940 FOOD GRINDER/MIXERS&JUICE EXT	80108	140014	49610	98222
850980 OTH DOMESTIC APPLIANC	12360	20435	5858	23875
850990 PARTS DOMESTIC APPLIAN	21018	40155	8489	21596
851010 SHAVERS SELF CONTAINED EL-MOTO	1218	5430	4649	6661
851020 HAIR CLIPPERS SELF CON EL-MOTO	1690	13068	1637	2778
851030 HAIR-REMOVING APPLIANCES	9173	31755	614	2131
851090 PART OF SHAVER/CLIPPER/REMOVER	2720	2737		114
851110 SPARKING PLUGS	97374	143308	78721	146101
851120 IGNITION/DYNAMOS MAG-FLYWHEELS	5650	12136	11722	19411
851130 DISTRIBUTORS;IGNITION COILS	22824	39436	18806	40450
851140 STARTERS MOTORS/DUEL PUR GENER	31799	35118	7229	11740
851150 OTHER GENERATORS	10310	31919	1559	7019
851180 OTH EL-IGNITION/START EQUIP	2031	2864	2752	5516
851190 PARTS OF THE HEADING NO.85.11	97895	177851	26324	36947
851210 LIGHTS SIG EQUIP BICYCLE USED	322	652		335
851220 OTH LIGHTING SIG EQUIPMENT	161906	189897	107114	189525
851230 SOUND SIGNALLING EQUIPMENT	8497	19450	6636	11032
851240 WINDSCREEN WIPER,DEFROST/DEMIS	1782	4416	1754	4170
851310 PORTABLE ELECTRIC LAMPS	77729	139375	50704	86570
851390 PARTS(OF THE HEADING NO.85.12)	88	169	183	824
851410 RESISTANCE HEATED FURNACE/OVEN	1890	1890		1302
851420 INDUCTION/DIELECTRIC FUR/OVENS		490	1412	1412
851430 OTHER FURNACES AND OVENS	58314	68614	4709	5850
851440 OTH IND/DI-EL HEATING EQUIPMNT	3040	7566	647	4827
851490 PARTS(OF HEADING NO.85.14)	11978	17465	4836	6972
851511 SOLDERING IRONS AND GUNS	4100	6833	2585	3953
851519 OTH BRAZING/SOLDER IRONS&GUNS	12524	15633	1238	1756
851521 MACHINES,RES WELDING OF METAL		350		
851529 OTH MACH RES WELDING OF METAL	2251	10247	15791	16879
851531 MACH ARC WELDING METAL F/AUTO		3821		
851539 OTH MACH/APP ARC WELDING METAL	21319	32787	27896	53122
851580 OTH MACH/APP HOT SPRAYING METL	17221	43832	25853	37127
851590 PARTS(OF HEADING NO.85.15)	2606	21589	7785	12230
851610 ELE INSTANEOUS/IMERSION HEATER	7539	10734	2007	2226
851621 STORAGE HEATING RADIATORS	469	469		288
851629 OTH ELE SPACE/SOIL HEATNG APPA	5952	7747	4656	7870
851631 HAIR DRYERS	4164	6356	520	7367
851632 OTHER HAIR DRESSING APPARATUS	8077	9431	2636	4534
851633 HAND DRYING APPARATUS	1849	2032	13	193
851640 ELECTRIC SMOOTHING IRONS	7657	25623	6860	19348
851650 MICROWAVE OVENS	10827	32705	6567	12405
851660 OTH OVEN/COOKER/GRILL/ROASTERS	16716	29266	8589	18456

Contd.

10.11 Imports by Economic Categories (Detail)

(In Thousand Rupees)

ITEMS	AUG., 2014	FROM JUL-2014	AUG., 2013	FROM JUL-2013
851671 ELECTRIC COFFEE OR TEA MAKERS	8702	13052	1739	6474
851672 ELECTRIC TOASTERS	13651	23577	9199	15673
851679 OTH ELECTRIC-THERMIC APPLIANCE	9111	13744	11629	37294
851680 ELECTRIC HEATING RESISTORS	16270	22562	8735	17799
851690 PARTS EL-THERMIC APP H-85.16	103884	174154	87262	144367
851711 LINE TELEPHONE CORDLESS H-SETS	4396	9002	991	2510
851712 TELEPHONE FOR CELLULAR NETWORK	6687281	11461491	5713639	10227541
851718 OTHER TELEPHONES	20151	32661	3578	13138
851761 BASE STATIONS FOR WIRELESS N-W	597415	866804	514470	935550
851762 MACH FOR RECEPTION VOICE/IMAGE	3678682	6035579	1222362	3854969
851769 OTHER APPARATUS	2201002	4943906	2201419	3871847
851770 PARTS FOR TELEPHONES/WIRELESS	1300534	2813028	612125	1218033
851810 MICROPHONES AND STANDS THEREOF	3013	9040	2020	4170
851821 SINGLE L/SP MOUNTED IN ENCLOUR	10800	29806	5354	10353
851822 MULTIPLE L/SP MOUNTED IN ENCL	26817	39155	23840	33187
851829 OTH L/SP NOT MOUNTED IN ENCL	25588	51594	13874	22111
851830 HEAD/EAR/MICRO PHONE SPEAK SET	33423	83767	11950	24126
851840 AUDIO FREQUENCY ELEC.AMPLIFIER	4585	11841	2822	12630
851850 ELECTRIC SOUND AMPLIFIER SETS	1487	13076	1089	2795
851890 PARTS & ACCESSORIES HEAD 85.18	8592	15859	3825	6314
851930 TURNTABLES (RECORD-DECKS)	5	5	26	26
851981 O-APPA USING MAG/OPTICAL MEDIA	20	75	26	129
851989 OTH COMPACT DISK PLAYERS	2361	5177	2555	5115
852110 MAGNETIC TAPE TYPE	1861	4418	3749	5791
852190 OTH VIDEO REC/REPRODUCING APP	15697	25741	12549	26271
852210 PICK UP CARTRIDGES		6		85
852380 DATA/SOUND RECORDED AUTO.DPM	965882	2074904	76082	123007
852550 TRANSMISSION APPA FOR RADIO/TV	1747	2470	1014	9463
852560 TRANSMISSION APPARATUS	32360	43781	26105	55559
852580 TV CAMERAS,DIGI/VIDEO CAMERA-R	55573	91804	20483	60609
852610 RADAR APPARATUS				197
852691 RADIO NAVIGATIONAL AID APPARAT	8655	27435	6485	14128
852692 RADIO REMOTE CONTROL APPARATUS		77	8	8
852712 POCKETSIZE RADIOCASSETTE PLAYER	850	938	304	631
852713 OTH APPA COMB W/SOUND REC/PRO			596	596
852719 OTH RECORDING/REPRODUCING APPA	1848	6327	5355	6940
852721 OTH RADIO BRO-RECEIVER FOR VEH	2812	9765	681	1237
852729 OTH SOUND REC/REPRO APPA VEH	13032	33194	2427	5253
852791 OTH APPA COMB W/SOUND REC/PRO			25	25
852792 APPA NOT COMB W-S-RECOR/REPROD		40		
852799 MODEMS FOR SUND RECOD APPA	107	400	57	5063
852841 MONITORS AUTOM DATA PRO SYSTEM	1729	127403	1768	5517
852849 OTH CATHODE-RAY TUBE MONITORS	1710	2785	283	1636
852851 OTH MONITOR DATA PROCESSING SY	203360	275695	154124	324367
852859 OTHER MONITORS	3591	3873	3453	8841
852861 PROJECTOR FOR AUTO- DPS-H8471	27636	44159	13581	22476
852869 MULTIMEDIA PROJECTOR-FOR DP-SY		81	803	1006
852871 RECEPTION APPA FOR TV	9529	20985	9826	44652
852872 OTH COLOUR TV SETS	80231	154104	14410	36760
852910 AERIALS/REFLECTORS ALL KINDS	53582	112898	27130	40257
852990 OTH PARTS/APP H-85.25-85.28	474360	752683	481724	658812
853010 EL-SIGNAL EQP RAILWAY/TRAMWAY	2945	2945	25806	26867

Contd.

10.11 Imports by Economic Categories (Detail)

(In Thousand Rupees)

ITEMS	AUG., 2014	FROM JUL-2014	AUG., 2013	FROM JUL-2013
853080 OTH SIGNAL EQP EL TRAFIC CONT	44914	46893	53065	54978
853090 PARTS OF EQP HEAD 85.30	310	400	10834	10876
853110 BURGLAR/FIRE ALARMS/SIMIL APPT	27274	38245	25987	35682
853120 INDICATOR PANEL INCORP LCD/LED	9669	25520	7761	16380
853180 OTHER APPARATUS	14249	18075	8441	24906
853190 PARTS ELEC SOUND/VIS SIG APPT	9731	61825	15889	49728
853210 FIX CAPACITO 50/60HZ CAP.5KVAR	18617	24069	6431	14041
853221 OTHER FIXED CAPACITOR		966	5	32
853222 ALUMINIUM ELECROLYTIC FIX CAP	866	1604	319	628
853223 CERAMIC DIELEC,SIN-LYR FIX CAP	1089	1620	57	126
853224 CERAMIC DIELEC MUL-LYR FIX CAP	1415	3631	2700	2896
853225 DIELECTRIC PAPER PLAS FIX CAP	222	1408	302	922
853229 OTHER FIXED CAPACITORS	25760	47884	23191	34135
853230 VARIABLE/ADJUSTABLE CAPACITORS	1514	2648	843	1490
853290 PARTS OF ELECTRICAL CAPACITORS	685	3419	1931	5965
853310 FIXED CARBON RES COMP/FILMTYPE	1532	11608	918	1023
853321 OTH FIXED RES CAPACITY < 20 W	577	968	754	838
853329 OTHER FIXED RESISTORS	9315	16409	5899	7103
853331 W/WOUND RESISTOR- RHEO&POTEN	1857	3329	2063	2604
853339 OTH W/WOUND VARIABLE RESISTORS	2581	2703	1059	6182
853340 OTH VAR RES INCL REHEOSTATS	6531	13849	3823	6520
853390 PARTS FOR ELECTRICAL RESISTERS	456	2183	446	1183
853400 PRINTED CIRCUITS	68973	103968	77341	106787
853510 FUSES FOR VOLTAGE >1000 VOTTS	3265	11206	1995	5588
853521 AUTOMA C-BRAKER VOT <72.5 KV	65455	106393	37633	87054
853529 OTH AUTOMATIC CIRCUIT BRAKER	9944	38222	394393	429185
853530 ISOLATING/MAKE-AND-BREAK SWIT	44808	53215	22449	49128
853540 LIGHT ARRESTER,VOL LIMITER ETC	12638	14012	8535	9298
853590 ELEC APP SWITCHING CIR>1000VOL	34744	50893	68491	1043526
853610 FUSES FOR VOLTAGE <1000 VOLTS	11145	15145	5308	9382
853620 AUTOMATIC CIR BREAKER	231907	390876	134287	265160
853630 OTH APP PROTECTING ELEC CIRCUL	13384	17173	1663	2487
853641 RELAYS FOR VOLTAGE	14776	30439	14288	26420
853649 OTHER, RELAYS	77694	169214	62978	242562
853650 OTHER SWITHCES	83504	155738	58324	113718
853661 LAMP HOLDERS	9689	15169	3887	9355
853669 OTHER,PLUGS AND SOCKETS	86226	166883	47826	103487
853670 CONNECTORS FOR OPTICALFIBRES	1300	2548	1112	4736
853690 OTH ELECTRICAL APPARATUS	121008	181342	62175	127137
853710 BOARD,PANEC ETC VOLTAGE-1000V	744904	806831	130509	693369
853720 BODIES,CONSOLE ETC VOLT>1000V	81732	148797	35641	35656
853810 BOARD,PANELS GOODS HEAD 85.37	56299	84128	21275	148964
853890 OTH PARTS SUITABLE GOOD H85.37	305417	484583	145617	302798
853910 SEALED BEAM LAMP UNITS	9128	12928	558	11291
853921 TUNGSTEN HALOGEN LAMPS	20524	28218	9543	24362
853922 OTH LAMPS 200W FOR VOLT>100V	8968	15326	10645	23190
853929 OTH FILAMENT LAMPS EXCL U-VIOL	21889	53945	21722	29368
853931 DISCHARGE LAMP O/TAN U-V-LAMP	7223	10777	11357	18803
853932 MERCURY OR SODIUM VAPOUR LAMPS	2295	6069	1870	3677
853939 OTH DISCHARGE LAMPS,O/TH ULTRA	843403	1505912	1306103	2096961
853941 ARC-LAMPS (ELECTRIC)		1484	609	798
853949 OTH ULTRA-VOILET/INFRA-REDLAMP	444	1549	1711	2958

Contd.

10.11 Imports by Economic Categories (Detail)

(In Thousand Rupees)

ITEMS	AUG., 2014	FROM JUL- 2014	AUG., 2013	FROM JUL- 2013
853990 PARTS ELECTRIC FILAMENT/D-LAMP	32767	44828	18820	34269
854011 CATHODE-RAY TV PICTURE TUBES	2045	3680	14412	21578
854060 OTHER CATHODE-RAY TUBES				62
854071 MAGNETRONS	20068	44788	14986	49656
854079 OTH,MICROWAVE TUBE,CARCINOTR		105		
854081 OTHER VALVES AND TUBES:		22		
854089 OTHER VALVES ANA TUBES,N.S.	2774	2798	324	1055
854110 DIODES,OTH THAN PHOTSENSITIVE	11925	18925	6479	11378
854121 TRANSISTOR O/THAN PHOTSENSITV	6686	8007	675	781
854129 OTH TRANSISTOR O/TH PHOTSEN	5004	10626	13738	26479
854130 THYRISTORS DIACS AND TRIACS	1811	11821	2855	4613
854140 PHOTSENSITIV SEMICONDUCTOR DE	1773425	3616503	852517	2053167
854150 OTH SEMICONDUCTOR DEVICES	3752	10791	3363	39063
854160 MOUNTED PIEZO-ELECTRIC CRYSTAL	57	1077	24	24
854190 PARTS OF APPARATUS OF H-85.41	4092	6706	2351	5470
854231 ELECTRONIC INTEGRATED CIRCUIT	32957	58576	15023	38147
854232 MEMORIES	678	5672	166	166
854233 AMPLIFIERS	1383	4085	134	4787
854239 OTH ELECTRO INTEGRATED CIRCUIT	54115	80044	20618	34113
854290 PARTS OF ELEC INTIGRAT CIRCUIT	507	2639	5590	7486
854310 PARTICLES ACCELERATORS	3748	3748		
854320 SIGNAL GENERATORS	5568	6725	4110	6022
854330 MACH APPA EL-PLATNG ELECTROLYS	714	1590	1158	4804
854370 OTHER MACHINE/APPARATUS	175815	882463	123091	173925
854390 PARTS OF THE APPARATUS H-85,43	37310	39948	3110	14014
854411 WINDING WIRE OF COPPER	10728	28152	12350	22283
854419 OTHER WINDING WIRE OF COPPER	78473	188244	38135	69192
854420 CO-AXIAL CABLE & CONDUCTORS	61375	79900	64503	152609
854430 IGNITION & OTHER WRITING SETS	69242	80828	7316	12815
854442 COMPUTER LEADS WITH CONNECTOR	241225	358678	305950	333578
854449 OTH ELECTRIC CONDUCTOR N>1000V	512267	1389337	650774	810807
854460 OTH EL CON FOR VOLTAGE >1000V	101018	171077	5070	7974
854470 OPTICAL FIBRE CABLES	15630	23030	7658	17703
854511 ELECTRODES USED IN FURNACES	18506	21877	10	6864
854519 OTHER ELECTRODES	171	8341	213	391
854520 CARBON BRUSHES	4510	5616	7340	11560
854590 OTH LAMP/BATTERY CARBON,GRAPIT	2912	3484	178	4261
854610 EELECTRICAL INSULATOR OF GLASS				2560
854620 EELECTRICAL INSULATOR CERAMICS	8271	9075	1402	53908
854690 OTH ELE INSU OTH THN GLAS,CERA	7465	16964	10585	27373
854710 INSULATING FITTINGS OF CERMIC			24	24
854720 INSULATING FITTINGS OF PLASTIC	25	934	1278	1715
854790 OTH INSULATIN FITT PLAS/CERMIC	6656	16576	3464	9015
854810 WAST/SCRP PRI BATRY,CEL,ACCUMU			172319	172319
854890 OTH,PARTS ELE MACHINE/APP NES	470	488	66	66
860110 RAIL LOCOMO POWERED ELECTRICIT				44
860210 DIESEL ELECTRIC LOCOMOTIVES		3890551		
860400 RAIL/TRAMWAY MAINTENANCE VEHIC			26373	26373
860719 OTH INCL PARTS AXELS/WHEEL	238596	264731		10255
860721 AIR BRAKES AND PARTS THEREOF	8813	8813		
860729 OTH BRAKES LOCOMO&PATS THEREOF	5085	7780		1184
860730 HOOKS,COUPLIN DEVICES,BUFFERS	2444	2444		

Contd.

10.11 Imports by Economic Categories (Detail)

(In Thousand Rupees)

ITEMS	AUG., 2014	FROM JUL-2014	AUG., 2013	FROM JUL-2013
860791 OTHER PARTS OF LOCOMOTIVES	1245792	1259169		
860799 OTH RAILWAY LOCOMOT STOCK PART	25635	26324	4509	4601
860800 RAIL/TRAMWAY TRACK FIXTURES	186	6320	3026	4915
860900 CONTAINERS SPECIL DESI,EQUIPPED	19882	26992	21214	30801
870120 ROAD TRACTORS FOR SEMI-TRAILER	479333	907912	129826	188140
870190 COMP AG-TRACTORS-ANY KIT FORM	318036	588892	185491	215724
870210 M.VEH 10 OR >PERSON DIESEL ENG	297580	443701	442139	555641
870290 COMP O-M-VEH 10PER&DERIVER AKF	67458	140716	36399	154805
870310 M-CAR FOR TRAVEL ON SNOW/GOLF	1568	1568		
870321 MOTOR VEH CYLNDER CAP-1000CC	3003089	4510742	2018629	3821079
870322 OTH CAR CY CAP>1000CC - 1500CC	2004542	2795105	1783894	3244052
870323 OTH VEH CYL CAP 1500 - 3000CC	1647064	2922719	1439973	1998856
870324 OTH VEH CYL CAPACITY>3000CC	349938	578510	241378	711350
870331 OTH VEH(DIESEL ENG)CYL-C-1500CC			1891	1891
870332 VEH(DIESEL ENG)CY-1500 -2500CC	2241	5295	5689	21458
870333 OTH VEH(DIESEL ENG)CAP>2500CC	15751	15751	13358	46811
870390 OTH M-CAR/M-VEH FOR PERSONS	4211	23148	3806	25926
870410 DUMPERS DESIGN FOR OFF-HIGHWAY	7355	58518	278867	278867
870421 OTH VEH(DIESEL ENG)NOT>5TONNES	832303	1183505	437390	737127
870422 OTH VEH(DIESEL ENG)GVW-5-20TON	560786	700286	265533	293073
870423 OTH VEH(DIESEL)GVW >20 TONNES	6820	9295	96095	96095
870431 OT VEH SPARK-IGNITION NOT>5TON	329954	376194	253826	598195
870510 CRANE LORRIES	115925	119826		
870540 CONCRETE-MIXER LORRIES		6730		42162
870590 OTH SPECIAL PURPOSE MOTOR VEHL	281346	508387	138921	260881
870710 BODIES/CABS FOR VEH-H-87.03	279	2454	718	1172
870790 BODIES OF VEH-H-87042190&.3190	12086	23016	24705	28685
870810 BUMPERS AND PARTS THEREOF	7195	17206	7611	13436
870821 OTH PART ACCE OF BODIES,SEATS	21939	25953	5587	9686
870829 OTH PART ACCE OF BODIES,CABS	498847	780916	967633	1205522
870830 BRAKES&SERVO-BRAKES,PARTS VEH	20101	48956	32169	59385
870840 GEAR BOXES AND PARTS THEREOF	123781	195440	3531	7878
870850 DRIVE-AXLES WITH DIFFERENTIAL	23134	42173	4576	17304
870870 ROAD WHEELS&PARTS&ACCESSO	27826	90221	13249	25338
870880 SUSPENSION SYS,SHOCK-ABSORBERS	174494	211257	29052	102719
870891 RADIATORS & PARTS THEREOF VEH	20786	35904	12369	21521
870892 SILENCERS&EXHAUST PIPES,PARTS	92	1251	165	165
870893 CLUTCHES AND PARTS THEREOF	15735	161638	8581	15716
870894 STEERING WHEELS,CLUMNS,BOXES	42958	53096	30019	89023
870895 SAFETY AIRBAGS INFLATER SYSTEM	70	70		
870899 OTH PARTS FOR VEHICLES H-8701	330411	697285	240420	1050933
870911 WORK TRUCKS SELF-PROPEL ELECTR	1367	1367		
870919 OTH WORK TRUCK SELF PRO N-FITT	3024	3024		
871110 MOTORCYCLE CYL CAP-NOT>50CC	451	690		
871120 M-CYCLE CYL CAPACITY- 50-250CC	734803	1372784	601679	1068200
871130 M-CYCLE CYL CAPACITY-250-500CC				236
871140 M-CYCLE CYL CAP-500-800CC	307	1491	10523	11421
871150 M-CYCLE CYL CAP EXCEEDIN-800CC	7198	16429		2783
871190 OTH M-CYCLE(INCLUDING MOPEDS)	83380	144118	66260	114551
871200 BICYCLES,OTH DELIVERY TRICYCL	42557	76085	37458	60384
871310 INVALID CARRIAG NOT MECH PROPL	13497	21075	11714	19534
871390 OTH INVALID CARRIAG MOTORISED	615	2210	366	441

Contd.

10.11 Imports by Economic Categories (Detail)

(In Thousand Rupees)

ITEMS	AUG., 2014	FROM JUL-2014	AUG., 2013	FROM JUL-2013
871410 SADDLES OF MOTORCYCLES,MOPEDS	452115	882159	402266	685695
871420 PART ACCE INVALID CARRIAGES	33	60	105	105
871491 FRAMES,FORKS & PARTS THEREOF		85	164	443
871492 WHEEL RIMS AND SPOKES	2952	3811	142	917
871493 HUBS,COAST BRAK HUB,FREE WHEL	15770	24079	11265	14317
871494 BRAK,COAST BRAK HUB,HUB BRAK	3131	6163	2381	2381
871495 OTHER, SADDLES	3746	11389	5726	7302
871496 PEDALS,CRANK-GEAR,& PARTS THOF	1543	1543	187	307
871500 BABY CARRIAGES & PARTS THEREOF	8545	13913	2521	5559
871620 SELF LOADING/UNLODING TRAL AGR		886		
871631 TAKER/SEMI TANKER TRAILERS			6680	6680
871639 OTH TRAILER,SEMI TRAI FOR GOOD		5381		14778
871640 OTH TRAILERS & SEMI-TRAILERS	1170	1170		2531
871680 OTH VEH NOT MECHANICALLY PROPL	6979	16374	5253	11144
871690 PARTS,TRAILER SEMI-TRAI H87.16	8759	25029	5436	7999
880100 GLIDERS AND HANG GLIDERS	1254	1254		
880240 AEROPLAN UNLADN WT >15000KG	1725152	1726829		
880310 PROPELLERS,ROTORS & PATS THROF	309	309	7535	7535
880320 UNDER CARRIAGES/PARTS THEREOF	50	670	522	522
880330 OTH PARTS OF AEROPLANE/HELICOP	81260	130453	84707	171270
880400 PARACHUTES AND ROTOCHUTES,PART	110	110		
880521 AIR COMBAT SIMULATORS & PARTS		10199		7066
880529 OTH GROUND FLYING TRAINER PART	435	435	3194	4370
890190 OTH VESSELS FOR PERSONS/GOODS	182836	182836		
890310 INFLATABLE YATCHS,VESL PLE/SPO		69	188	188
890391 SAILBOATS,WITH/W-OUT AUX-MOTOR		792		
890399 OTH INFLTABLE YATCHTS		712		376
890510 DREDGERS	967410	1010559		
890590 OTH LIGHT VESSELS,FLO-CRANES	6432	6432		
890790 OTH FLOATING STRUCTURES,TANKS		419	1190	2651
900490 OTH SPECT,GOGGLE&THE LIKE CORR	8650	12605	1668	4828
900510 BINOCULARS	214	2110	347	393
900580 OTH ASTRONOMICAL INSTRUMENTS	824	1313	257	307
900699 O-PART,AC P-GRAPHIC F-LIGH APP	154	189		329
900720 CINEMATOGRAPH PROJECTOR.S-R/RE	804	3512	913	3082
900791 PAR,ACC-CINEMATOGRAPHIC CAMERA	88	93		
900792 PART,ACCE-CINEMATOGR PROJECTOR	186	523		1153
900850 PROJECTORS,ENLARGERS&REDUCERS		106		1881
900890 PARTS/ACCE OF IMAGE PROJECTORS		77		
901010 APPA,EQUI AUTOMATC DEVELO FILM	12079	15393	19974	21726
901050 OTH APP EQU PHO-GRAPHIC LAB	133	11287	1119	1479
901060 PROJECTION SCREENS	1301	3047	6837	7064
901090 PART ACCE OF APP/EUIP H-90.10	500	4377	373	3509
901110 STEREOSCOPIC MICROSCOPES		40	407	407
901120 OTH MICROSCOPE P-MICROGRAPHY				6416
901180 OTHER MICROSCOPES	14596	16973	6546	15026
901190 PART,ACCE OF OPTCAL MICROSCOPE		1837	1316	2389
901210 M-SCOPE O/THN OPTIC M-SCOP APP	1345	1494	61	61
901290 PART,ACC M-SCOPE O/THN OPTICAL	241	241	283	283
901310 TELESCOPIC SIGHTS FITT TO ARMS		6		50
901320 LASERS OTHER THAN LASER DIODS	1237	1353	249	597
901380 OTH DEVICES APPLI&INSTRUMENTS	20403	39627	40462	53335

Contd.

10.11 Imports by Economic Categories (Detail)

(In Thousand Rupees)				
I T E M S	AUG., 2014	FROM JUL- 2014	AUG., 2013	FROM JUL- 2013
901390 PARTS,ACCE OF SUB GROUP-90.13	377	917	4454	4844
901410 DIRECTION FINDING COMPASSES	119	212		
901420 INST/APPLI AERONAUTIC NAVIGATO			249	249
901480 OTH INS/APPLI(NAVIGATIONAL)	3287	7697		127
901490 PART,ACCE OF SUB GROUP OF90.14			1079	1079
901510 RANGEFINDERS	158	757	31	31
901520 THEODOLITES AND TACHEOMETERS	1271	1610		628
901530 SURVEYING LEVELS	2193	6262	448	2506
901580 OTH INS AND APPLIANC-SURVEYING	624460	932539	108754	1134398
901590 PARTS&ACCE OF SURVEYING INSTRU	24901	57006	82190	91594
901600 BALANCE SENSITIVITY 5CG/BETTER	906	4067	1635	8086
901710 DRAFTING TABLE MACH W/NOT AUTO	737	9278	1457	3429
901720 O-DRAWING MARK/MATH CALC INSTR	1368	3918	425	581
901730 MICROMETERS/CALLIPERS & GUAGES	2701	7094	2381	4184
901780 OTHER INSTRUMENTS	10520	21857	13672	19693
901790 PARTS/ACCE OF MEASURING INSTRU	19	2148	2591	2631
901811 ELECTRO-CARDIOGRAPHS	3443	5545	9793	17182
901812 ULTRASONIC SCANNING APPARATUS	98142	107286	20180	32334
901813 MAGNETC RESONANCE IMAGING APPA	431868	439458	138335	138335
901814 SCINTIGRAPHIC APPARATUS			19974	19974
901819 OTH ELECTRO-DIAGNOSTIC APPARAT	80999	148877	117567	263555
901831 SYRINGES,WITH/WITHOUT NEEDLES	164410	322548	114987	223199
901832 TUBULAR METAL NEEDLE/NEDL SUTU	28087	50670	34820	43378
901839 OTH NEDLES,CATHERS,CANNULA	425748	773693	247487	538936
901841 DENTAL DRILL ENGINES,W/C-D-EQU		632		
901849 OTH;INS/APPLI, DENTAL SCIENCE	7545	15571	3925	9048
901850 OTH,OPHTHALMIC INST&APPLIANCE	44079	85739	4846	26697
901890 OTH INSTRUMENT & APPLIANCE.	580313	1028726	457833	884165
901910 MECHANO-THERPY,MESSAGE/PSY APP	18205	22878	38852	73087
901920 OZONE,OXYGEN ,AEROSOL THERAPY,	38523	90255	39324	100497
902190 OTH;APP,WORN CARY,IMPL IN BODY	20536	21696	102694	147136
902212 COMPUTED TOMOGRAPHY APPARATUS	79720	85145	123795	146075
902213 OTH X-RAY APPA FOR DENTAL USES		9337	200	200
902214 OTH,X-RAY APP FOR MEDICAL SURG	159868	205751	47911	224618
902219 X-RAY APPA FOR OTHER USES	25619	38484	9850	26120
902221 APP BASE ON ALP,BETA GAMA RADI	1509	1529	13699	19674
902229 APP ALPHA-BE-GA RADI-OTHER USE		79916		
902230 X-RAY TUBES	3219	6449		7405
902290 O-APP AL-B-G RADI INCL PA/ACCE	16220	30279	107875	107875
902300 APPA DESIGNED F-DEMANSTRATION	29079	62230	75177	103975
902410 MACH&APPLI FOR TESTING METALS	39476	46231	573	1080
902480 O-MACH-TESTING HARDNESS/STREN	20944	71479	33815	83374
902490 PARTS&ACC-HARD/STREN TEST MACH	7793	10146	8002	13126
902511 LIQUID-FILLED THERMOMETER/PYRO	6923	12089	10876	13427
902519 OTHER THERMOMETERS/PYROMETERS	12195	24269	9068	14693
902580 OTHER INSTRUMENTS	13386	56093	12496	23264
902590 PARTS ACCE INSTRUMENTS H-9025	13824	18445	5631	7898
902610 APP,MEASUR/CHECK FLOW/ LEVEL.	19430	33726	5110	19862
902620 APP, MEASUR/CHECK PRESSURE.	169552	193726	19545	104538
902680 OTH,APP,MEASUR VARIATION LIQ/G	294430	551610	123435	483417
902690 PARTS,ACCE OF SUB GROUP 90.26.	17872	39243	17319	36044
902710 GAS/SMOKE ANALYSIS APPARATUS.	18543	28683	28193	48112

Contd.

10.11 Imports by Economic Categories (Detail)

(In Thousand Rupees)

ITEMS	AUG., 2014	FROM JUL- 2014	AUG., 2013	FROM JUL- 2013
902720 CHROMATOGRAPHS/ELECTROPHOR INS	21549	48277	80179	80179
902730 SPECTRO,SPECTROPHOT-METER RADI	17301	24524	22516	47641
902750 OTH,INS.USING OPTCAL RADIATION	31090	106794	20907	127867
902780 OTH,INST FOR PHYSICAL CHEM ANA	250327	366914	152101	256841
902790 MICROTOMES;PART ACCE APP-90.27	38854	55099	66382	126480
902810 GAS METERS	137253	180512		2405
902820 LIQUID METERS	1428	5582	15857	17226
902830 ELECTRICITY METERS	8619	29200	6367	24329
902890 PART,ACCE OF SUB GROUP 90.26	161908	271793	125928	282636
902910 REVOL/PROD COUNTRS,TAXIMETERS,	1590	4617	865	1039
902920 SPEED INDICATORS/TACHOMETERS	7943	9604	1267	4175
902990 PARTS ACCE OF METERS-H-90.29	20680	28592	10398	18965
903010 INS,MEASUR IONISING RADIATIONS	46965	72050	3443	4674
903020 OSCILLOSCOPE&OSCILLOGRAPHS	6565	12040	4602	6166
903031 O-INSTR MEASUR VOLTAGE,CURRENT	3752	11240	2226	5366
903032 MULTIMETER WITH RECORD DEVICE	8332	8332	2287	2287
903033 O-METER WITH OUT RECOED DEVICE	27131	36041	12967	33948
903039 O-OSCILLOSCOPE W-RECOD DEVICE	2017	2979	6474	29471
903040 OTH,INS,SPE DESI FOR TELECOMMU	2051	41470	2467	6930
903082 OTH,INS,MEASUR SEMICONDUCTOR				5956
903084 OTH,APPA,WITH RECORDING DEVIC	2917	14017	582	582
903089 OTH,INS,MEASUR ELECTRICAL QTY.	83700	99041	18514	59072
903090 PARTS ACCE OF SUB GROUP 90.30	3904	7476	1368	2488
903110 MACH BALANCING MECHANICAL PARTS	12325	12454		
903120 TEST BENCHES			7316	10041
903149 OTH,OPTICAL INS & APPLIACES.	2918	4057	16963	45591
903180 OTH,INS APPLIANCES & MACHINES.	148974	225109	226205	365465
903190 PART,ACCE OF ARTICLE H- 90.31	10880	15631	14728	25543
903210 THERMOSTAT	39954	71498	26890	53597
903220 MANOSTAT(PRESSURE REGULATORS)	663	1447	340	3350
903281 OTH,INS HYDRAULIC OR PNEUMATIC	2449	2863	550	2004
903289 OTH,REGULATING,CONTROLLING INS	97167	304507	83052	217170
903290 PARTS,ACCE OF ARTICLE H- 90.32	37936	48383	48166	53831
940210 DENTISTS,BARBER CHAIRS, PARTS	2454	6389	5660	27555
940290 OTH;OPE TABLES,EXAM TABLE MECH	182188	215021	18283	37692
940560 ILLUMINATED SIGN,NAMPLATES,LIK	7503	45331		222
940591 PARTS OF LAMP LIGHT FIT GLASS.	16506	38165	5823	12317
940599 OTH PARTS H-NO.94.05,N.E.S.	2211	8257	4418	4875

10.12 Exports by Areas and Countries/Territories

(In Thousand Rupees)

COMMODITIES	AUG., 2014	CUMULATIVE FROM JULY,2014	AUG., 2013	CUMULATIVE FROM JULY,2013
GRAND TOTALS	190,351,247	380,107,761	204,136,886	414,602,234
LATIN AMERICA	321,601	766,392	294,321	516,667
Aruba		252		55
Bahamas		231		225
Barbados	1,542	3,411	1,124	1,918
British Virgin Is.			29	29
Cayman Islands	818	1,902	132	269
Cuba	13,241	38,485	36,676	56,262
Dominica	722	1,003		
Dominican Republic	84,524	195,022	109,004	165,933
Grenada		1,561		1,019
Guadeloupe			1,201	1,201
Haiti	65,193	233,504	29,939	39,015
Jamaica	28,407	42,565	11,283	27,056
Martinique	17,217	34,508	7,208	14,206
Puerto Rico	23,404	62,583	54,531	70,554
St.Kitts and Nevis	429	429	247	247
St. Lucia	301	301		8,041
St.Vincent/Grenadine	213	5,581	5,196	5,196
Trinidad and Tobago	85,591	145,054	37,750	125,440
CENTRAL AMERICA	1,113,167	2,742,240	1,300,663	2,678,364
Belize		189		
Costa Rica	10,803	60,046	19,602	45,515
El Salvador	18,233	43,342	350	18,362
Guatemala	40,639	108,065	53,644	129,415
Honduras	52,173	91,376	17,475	36,518
Mexico	918,567	2,221,988	999,191	1,893,515
Nicaragua	27,008	63,622	169,977	442,220
Panama	45,744	153,612	40,423	112,818
SOUTH AMERICA	2,122,273	5,069,814	2,936,226	6,040,679
Argentina	215,558	478,510	332,044	836,573
Bolivia	2,939	6,875	3,217	5,867
Brazil	483,258	1,228,323	883,141	1,634,686
Chile	514,721	1,173,100	716,381	1,348,695
Colombia	330,328	1,050,701	406,522	880,057
Ecuador	68,761	152,816	57,063	190,755
Guyana	4,972	5,877	1,938	5,273
Paraguay	115,714	179,515	9,442	28,660
Peru	248,759	540,672	238,978	541,559
Suriname	6,004	20,140	16,141	16,322
Uruguay	60,868	108,230	141,298	272,397
Venezuela,Bolivar. R	70,391	125,057	130,060	279,835
NORTH AMERICA	28,704,626	65,051,136	31,380,377	70,828,862
Bermuda	1,427	1,850	1,334	1,334
Canada	1,573,289	3,616,817	1,945,514	3,970,270
U.S.America	27,129,910	61,432,469	29,433,530	66,857,259
EASTERN EUROPE	2,738,011	6,647,616	3,254,609	6,702,510
Belarus	5,259	5,259	18,870	19,587
Bulgaria	177,666	406,447	106,265	209,200
Czech Republic	210,405	525,785	206,503	478,205
Hungary	88,840	220,124	93,103	179,144
Poland	889,015	2,165,213	892,844	2,186,535
Republic of Moldova	836	1,339	541	541

Contd.

10.12 Exports by Areas and Countries/Territories

(In Thousand Rupees)

COMMODITIES	AUG., 2014	CUMULATIVE FROM JULY,2014	AUG., 2013	CUMULATIVE FROM JULY,2013
Romania	245,000	457,355	239,089	460,821
Russian Federation	864,164	2,290,555	1,078,919	2,161,634
Slovakia/Slovak R.	22,458	38,015	38,806	55,851
Ukraine	234,368	537,523	579,670	950,992
NORTHERN EUROPE	14,392,624	33,644,768	16,298,724	32,831,061
Denmark	801,823	1,709,522	871,633	1,571,897
Estonia	176,787	344,664	185,887	542,888
Finland	446,994	1,001,904	667,633	1,406,760
Iceland	970	1,343	1,130	1,765
Ireland	512,711	950,538	421,159	830,479
Latvia	161,759	351,599	184,375	371,672
Lithuania	251,793	666,773	421,543	875,726
Norway	333,424	849,068	490,172	911,668
Sweden	892,997	2,075,812	821,138	1,735,206
United Kingdom	10,813,364	25,693,545	12,234,055	24,582,999
SOUTHERN EUROPE	13,425,926	27,918,358	12,739,774	24,332,728
Albania	16,178	47,328	30,587	40,449
Bosnia & Herzegovina		1,948		198
Croatia	51,407	186,885	56,034	96,753
Greece	474,843	1,007,117	558,416	968,910
Italy	5,116,276	10,417,190	5,429,757	9,711,964
Malta	12,197	75,042	52,755	110,227
Portugal	1,011,407	2,137,553	1,365,237	2,281,249
Slovenia	662,869	1,187,353	321,430	680,149
Spain	6,055,601	12,809,691	4,900,637	10,384,008
Serbia	25,148	48,252	24,921	58,820
WESTERN EUROPE	20,553,284	47,447,143	22,185,897	45,909,998
Austria	184,598	358,769	134,381	309,123
Belgium	4,522,191	10,225,317	4,852,772	9,534,028
France	2,640,008	6,498,917	2,763,375	6,300,845
Germany	8,761,248	18,928,923	9,411,026	18,708,303
Luxembourg	2,796	2,796	634	1,288
Netherlands	4,367,211	11,272,447	4,908,814	10,834,239
Switzerland	75,231	159,975	114,896	222,171
EASTERN AFRICA	4,845,937	9,924,379	4,592,675	9,897,825
Burundi	841	841		
Comoros	250,058	438,576	311,623	478,642
Djibouti	162,806	423,708	228,055	605,087
Eritrea	13,270	23,748	4,601	4,601
Ethiopia	7,497	23,760	58,829	63,958
Kenya	2,263,291	4,193,086	1,368,361	3,172,732
Madagascar	418,715	1,146,580	338,759	900,396
Malawi	19,144	37,334	11,643	27,182
Mauritius	203,008	541,881	293,735	683,735
Mayotte	23,619	23,619		3,074
Mozambique	473,689	865,666	1,190,530	2,099,626
Reunion	37,783	99,582	42,496	145,360
Rwanda	122	1,758	765	12,716
Seychelles	20,527	55,309	9,361	60,949
Somalia	97,868	268,994	146,123	365,931
Uganda	4,800	10,448	20,357	34,493
U.R.of Tanzania	774,618	1,583,242	539,884	1,174,811
Zambia	46,379	52,143	1,527	7,087
Zimbabwe	27,901	134,103	26,026	57,443

Contd.

10.12 Exports by Areas and Countries/Territories

(In Thousand Rupees)				
COMMODITIES	AUG., 2014	CUMULATIVE FROM JULY,2014	AUG., 2013	CUMULATIVE FROM JULY,2013
MIDDLE AFRICA	614,393	1,075,032	653,213	1,185,068
Angola	453,254	687,274	365,430	684,434
Cameroon	95,545	225,969	94,774	200,718
Chad				887
Congo, Republic of	3,604	30,870	9,206	17,775
D.R.of Congo	30,260	60,532	141,503	220,389
Equatorial G.(Ri.Mi)				7,724
Gabon	31,729	70,387	42,299	53,142
NORTHERN AFRICA	1,776,481	4,133,648	2,158,923	4,733,886
Algeria	91,926	429,015	361,355	663,953
Egypt(U.A.R.)	1,053,430	2,293,276	1,107,672	2,281,432
Libya	22,786	81,052	102,788	196,608
Morocco	119,176	271,839	105,928	289,265
South Sudan	229,786	527,585	267,146	805,520
Tunisia	259,378	530,882	214,033	496,817
Western Sahara(Ri.De)				291
SOUTHERN AFRICA	2,036,125	3,656,991	2,327,927	4,734,088
Botswana	31,255	57,241	20,993	76,707
Lesotho	49,594	82,252	104,178	188,267
Namibia	12,170	20,613	2,571	20,788
South Africa	1,943,105	3,496,886	2,200,186	4,448,249
Swaziland				77
WESTERN AFRICA	1,603,643	2,842,886	1,293,171	3,981,552
Benin	206,417	414,489	458,555	1,271,784
Burkina Faso(Fr.Up.V)	961	2,493		
Cape Verde			640	2,181
Co,te d,Ivoire(Fr.Iv)	143,053	219,889	33,569	177,044
Gambia	91,264	288,517	89,214	138,024
Ghana	41,917	108,092	57,449	137,460
Guinea	848	35,440	12,187	453,491
Guinea-Bissau	118,689	170,467		
Liberia	6,417	14,527	3,736	54,640
Mali			39	39
Mauritania	183,842	373,193	211,726	594,150
Niger		483	438	17,016
Nigeria	663,378	875,646	367,995	841,469
Senegal	42,243	122,731	21,365	115,137
Sierra Leone	95,573	197,637	5,844	32,182
Togo	9,041	19,284	30,413	146,936
EASTERN ASIA	32,544,881	54,578,512	32,541,305	66,130,457
China	17,992,619	32,317,548	22,114,609	46,709,323
Hong Kong S.A.Re.Chi	2,500,763	4,790,667	2,979,354	6,584,700
Japan	1,251,506	2,905,974	1,214,154	2,647,542
Korea D.P.Republic	930	1,067	6,249	6,249
Korea, Republic of	5,849,130	9,040,312	2,725,275	5,774,327
Macao.China		1,153	1,159	1,159
Mongolia	7,251	7,251	465	3,806
O.Asia(Tai.For.Pe.Ki)	4,942,682	5,514,539	3,500,039	4,403,351
SOUTH-CENTRAL ASIA	29,857,755	52,226,422	29,375,867	58,942,842
Afghanistan	18,818,415	31,202,991	17,078,315	35,015,894
Bangladesh	5,062,710	10,208,541	6,400,082	11,773,241
India	3,643,796	5,867,947	3,176,187	6,443,939
Iran (Islamic R.)	95,495	409,610	382,999	1,013,322
Kazakstan	46,607	94,956	20,083	60,687

Contd.

10.12 Exports by Areas and Countries/Territories

(In Thousand Rupees)

COMMODITIES	AUG., 2014	CUMULATIVE FROM JULY,2014	AUG., 2013	CUMULATIVE FROM JULY,2013
Kyrgyzstan/Kyrgyz R.	3,102	14,727	3,200	12,671
Maldives	80,030	132,483	118,902	188,787
Nepal	9,982	15,022	7,491	10,627
Sri Lanka	1,886,212	3,894,846	2,121,153	4,192,246
Tajikistan	133,970	278,221	47,443	166,726
Turkmenistan	77,436	84,875	19,953	32,075
Uzbekistan		22,202	58	32,629
SOUTH-EASTERN ASIA	8,198,009	15,118,475	7,446,120	15,153,620
Brunei Darussalam	740	5,039	5,497	5,558
Cambodia Fr.Kampuche	174,331	534,203	462,208	896,589
Indonesia	835,213	1,744,122	971,562	1,544,522
Lao People's D.R.	1,652	12,507	876	4,644
Malaysia	1,151,542	2,292,145	1,291,157	3,461,295
Myanmar	62,860	156,992	123,302	250,102
Philippines	304,945	862,030	1,231,272	2,353,484
Singapore	3,381,209	4,959,150	507,976	1,134,404
Thailand	766,181	1,510,738	871,294	1,696,144
Viet Nam	1,519,336	3,041,550	1,980,977	3,806,879
WESTERN ASIA	24,173,820	44,004,861	31,818,579	56,479,198
Armenia		1,485	1,146	1,399
Azerbaijan	251,310	470,868	374,380	877,474
Bahrain	597,229	1,118,460	677,992	1,754,290
Cyprus	31,980	47,378	15,096	36,744
Georgia	11,274	52,050	54,542	96,023
Iraq	156,416	567,348	152,585	250,126
Jordan	373,602	751,571	314,945	695,090
Kuwait	676,614	1,477,192	689,979	1,521,476
Lebanon	219,009	416,031	185,270	524,949
Oman	774,365	2,188,924	2,081,117	4,318,573
Qatar	540,543	1,329,472	659,035	1,603,463
Saudi Arabia	3,310,304	6,686,150	3,301,194	7,485,961
Syrian Arab Republic	70,328	137,980	32,408	195,580
Turkey	2,655,869	5,956,982	3,288,599	6,716,331
United Arab Emirates	13,896,756	21,677,909	19,399,320	28,991,289
Yemen	608,221	1,125,062	590,970	1,410,430
AUSTRALIA AND NEW ZEALAND	1,314,644	3,202,302	1,508,608	3,476,102
Australia	1,065,226	2,604,168	1,263,720	2,882,796
New Zealand	249,418	598,135	244,888	592,607
Norfolk Island				699
MELANESIA	13,974	51,799	29,780	46,522
Fiji	3,772	38,667	24,099	36,624
New Caledonia				1,557
Papua New Guinea	10,203	13,026	958	3,616
Vanuatu		106	4,724	4,724
MICRONESIA	56	56	127	194
Guam	56	56	127	194
POLYNESIA	17	4,929		10
Cook Islands	17	17		
French Polynesia		4,912		10

10.13 RE-Exports by Areas and Countries/Territories

(In Thousand Rupees)

COMMODITIES	AUG., 2014	CUMULATIVE FROM JULY,2014	AUG., 2013	CUMULATIVE FROM JULY,2013
Egypt(U.A.R.)	79	1,162		
Libya		1,382		
SOUTHERN AFRICA	1,680	15,880	1	1
South Africa	1,670	15,870		
Swaziland	10	10	1	1
WESTERN AFRICA		525		
Guinea		106		
Liberia		302		
Senegal		118		
EASTERN ASIA	102,029	792,467	37,944	37,944
China	55,708	565,786	24,441	24,441
Hong Kong S.A.Re.Chi	14,120	104,226	1,600	1,600
Japan	31,689	59,956	11,890	11,890
Korea, Republic of	112	60,772		
O.Asia(Tai.For.Pe.Ki	400	1,727	13	13
SOUTH-CENTRAL ASIA	12,555	12,778	16,245	25,143
Afghanistan				8,898
Bangladesh			5	5
India	9,305	9,449	16,154	16,154
Iran (Islamic R.)	2,991	2,991		
Kazakstan	98	98	86	86
Sri Lanka	162	240		
SOUTH-EASTERN ASIA	306,886	370,418	139,905	141,502
Indonesia	1,161	1,161	805	805
Malaysia	16,070	41,696	3,118	3,118
Philippines	5,923	6,061	175	175
Singapore	272,382	294,648	135,321	136,918
Thailand	11,349	26,851	485	485
WESTERN ASIA	339,489	874,094	376,434	381,884
Azerbaijan	11,272	11,272	9,329	9,329
Bahrain	6	94	180	180
Iraq	993	1,192		
Jordan			101,600	101,600
Kuwait	12,384	16,719	1,687	1,687
Oman	2,135	6,383	13	13
Qatar	5,261	61,982	2,088	2,088
Saudi Arabia	8,216	14,477	93	93
Turkey	150,307	174,351	7,072	7,072
United Arab Emirates	146,921	579,943	250,912	256,361
Yemen	1,993	7,680	3,461	3,461
AUSTRALIA AND NEW ZEALAND	10	418	4	4
Australia		408	4	4
New Zealand	10	10		

10.14 Imports by Areas and Countries / Territories

(In Thousand Rupees)				
TERRITORIES/COUNTRIES	AUG.,2014	CUMULATIVE FROM JULY,2014	AUG.,2013	CUMULATIVE FROM JULY,2013
GRAND TOTALS	469,537,491	789,207,624	367,645,005	750,889,906
LATIN AMERICA	29,768	93,456	17,366	62,368
Aruba				25
Bahamas	1,570	1,570		
Barbados			449	452
Cayman Islands		10		
Cuba			228	9,217
Dominica		73	42	42
Dominican Republic	5,756	11,212		13,248
Haiti		773		
Jamaica	4,728	9,078	4,939	4,946
Netherlands Antilles	441	39,040		647
Puerto Rico	10,455	24,519		22,083
St.Kitts and Nevis	28	28		
Trinidad and Tobago	6,790	7,153	11,707	11,707
CENTRAL AMERICA	492,060	1,008,929	405,883	760,067
Belize	84,402	84,405	2,565	99,963
Costa Rica	2,498	26,394	2,299	3,131
El Salvador	32	32		
French West Indies		1,058		
Guatemala	33,841	51,997	36,895	66,448
Honduras	3,844	3,855	913	14,809
Mexico	362,937	835,291	363,211	575,707
Nicaragua	4,494	5,882		2
Panama	13	16		7
SOUTH AMERICA	7,195,346	12,382,340	3,368,549	6,001,641
Argentina	6,105,905	10,079,718	1,501,652	3,114,202
Bolivia	4,478	4,478		12
Bouvet Island	987	1,088		25
Brazil	933,323	1,599,407	1,246,312	1,765,081
Chile	35,842	442,978	583,336	1,054,243
Colombia	32,873	32,893	3,756	10,958
Ecuador			37	37
French Guiana		1,877	1	1
Guyana	6,412	6,412		
Paraguay	7,002	83,701		
Peru	36,679	52,482	23,415	34,378
S.Georgia S.Sandw.Is			5,155	5,155
Suriname			3,593	3,593
Uruguay	31,843	77,307	1,292	13,924
Venezuela,Bolivar. R				33
NORTH AMERICA	26,946,136	39,579,606	14,324,147	27,232,539
Bermuda			6	6
Canada	10,343,193	12,078,137	1,109,652	2,303,728
Greenland			225	225
U.S.America	16,602,943	27,501,470	13,214,263	24,928,579
EASTERN EUROPE	11,428,866	14,912,560	7,287,995	9,513,903
Belarus	383,528	727,452	333,929	410,274
Bulgaria	73,659	173,728	51,474	184,793
Czech Republic	404,694	820,327	137,574	385,550
Hungary	197,578	358,898	187,818	319,752
Poland	648,522	1,271,688	565,203	987,879
Romania	3,917,459	4,063,417	117,786	377,431
Russian Federation	2,360,736	3,523,644	2,229,823	2,916,345

Contd.

10.14 Imports by Areas and Countries / Territories

(In Thousand Rupees)

TERRITORIES/COUNTRIES	AUG.,2014	CUMULATIVE FROM JULY,2014	AUG.,2013	CUMULATIVE FROM JULY,2013
Slovakia/Slovak R.	237,439	438,112	222,055	337,024
Ukraine	3,205,250	3,535,295	3,442,332	3,594,856
NORTHERN EUROPE	10,661,588	18,868,413	13,869,587	21,393,070
Denmark	802,226	1,559,347	1,991,038	2,737,664
Estonia	12,446	33,148	17,065	37,011
Faeroe Islands	52	52		828
Finland	838,970	1,692,083	496,642	1,105,033
Iceland	457	2,636	8,917	15,074
Ireland	482,893	781,353	1,452,002	1,628,447
Latvia	211,978	360,277	34,724	60,040
Lithuania	71,284	96,401	2,295,912	2,315,810
Norway	149,058	265,935	94,042	214,964
Sweden	2,451,695	4,305,248	2,140,521	3,472,201
United Kingdom	5,640,528	9,771,934	5,338,724	9,805,997
SOUTHERN EUROPE	6,256,022	10,922,685	6,234,366	12,876,253
Albania		1,057		
Bosnia & Herzegovina	361	391	222	1,027
Croatia	1,095	4,101	139	536
Gibraltar		379		
Greece	94,062	138,246	23,356	74,564
Italy	4,120,446	7,023,334	3,496,877	8,440,783
Malta	1	1	12,700	13,045
Portugal	129,162	191,402	93,739	193,805
San Marino	6,683	7,818		
Slovenia	35,955	76,602	13,403	48,897
Spain	1,511,301	2,759,659	2,010,644	3,167,035
Serbia	356,956	719,695	583,285	936,562
WESTERN EUROPE	24,659,268	42,474,698	26,944,328	51,120,917
Austria	1,190,289	2,074,241	872,080	1,469,975
Belgium	1,718,045	2,987,076	1,138,906	2,943,885
Europien Union	4,445,034	8,205,454	3,916,479	5,949,650
France	3,234,422	5,570,811	2,333,287	5,101,672
Germany	7,611,938	13,935,294	13,899,375	26,282,604
Liechtenstein	8	259		92
Luxembourg	114,270	216,994	13,968	26,971
Monaco		299		
Netherlands	1,980,734	3,330,842	1,461,468	4,260,169
Switzerland	4,364,530	6,153,429	3,308,764	5,085,898
EASTERN AFRICA	4,187,055	7,228,431	2,826,785	6,170,558
Burundi	137,050	204,689	79,100	168,386
Comoros			425	425
Djibouti	12,239	19,091	4,458	13,085
Eritrea				2,769
Ethiopia	182,138	285,213	103,047	444,456
Kenya	2,277,775	4,135,445	1,846,563	3,993,455
Madagascar	71,836	86,243	18,658	34,185
Malawi	28,800	37,480	58,402	137,480
Mauritius	285,771	319,881	2,046	3,377
Mayotte		6		
Mozambique	4,032	10,149	5,213	13,791
Rwanda	186,613	315,068	121,666	220,085
Somalia	72,622	156,610	75,185	127,153
Uganda	69,288	144,438	69,798	94,193
U.R.of Tanzania	258,217	475,027	41,591	112,220
Zambia	572,186	986,167	371,074	735,552

Contd.

10.14 Imports by Areas and Countries / Territories

(In Thousand Rupees)				
TERRITORIES/COUNTRIES	AUG.,2014	CUMULATIVE FROM JULY,2014	AUG.,2013	CUMULATIVE FROM JULY,2013
Zimbabwe	28,489	52,923	29,558	69,946
MIDDLE AFRICA	6,063	22,674	10,559	60,731
Angola		10,761		
Cameroon	3,931	3,931	627	14,318
Central African R.		66		
Chad	50	1,183	5,097	31,439
Congo, Republic of	1,108	2,673	4,835	11,420
D.R.of Congo				1,937
Equatorial G.(Ri.Mi)				82
Gabon	975	4,059	1	1,534
NORTHERN AFRICA	4,977,223	8,391,491	3,173,024	6,590,184
Algeria	2,261	2,261		
Egypt(U.A.R.)	1,485,200	2,669,263	922,868	1,374,094
Libya	43,245	62,821	5,782	5,803
Morocco	3,396,369	5,520,804	2,186,640	4,991,684
Sudan	3,019	10,334	13,605	77,342
Tunisia	47,130	125,948	44,129	141,161
Western Sahara(Ri.De)		61		101
SOUTHERN AFRICA	3,718,758	6,409,252	2,214,832	5,188,817
Botswana		385		
Lesotho				3,211
Namibia	137	6,862	59	10,631
South Africa	3,670,982	6,314,052	2,132,613	5,037,558
Swaziland	47,638	87,954	82,161	137,416
WESTERN AFRICA	444,647	632,837	562,734	834,990
Benin			147	147
Burkina Faso(Fr.Up.V	27,521	27,521		
Co,te d,Ivoire(Fr.Iv	4,677	66,234	92,777	120,785
Gambia	9,958	21,698		
Ghana	39,490	79,217	4,691	41,160
Guinea	8,315	10,428	6,491	11,327
Liberia	1,276	2,098		18
Mali				66,020
Mauritania	18,779	18,784		
Nigeria	122,354	140,956	302,567	342,395
Senegal	51,447	83,646	93,227	190,305
Sierra Leone	1,729	3,405	4,491	4,491
Togo	159,104	178,851	58,343	58,343
EASTERN ASIA	122,368,637	220,004,242	79,959,105	160,783,098
China	96,673,936	173,469,317	50,773,631	103,845,562
Hong Kong S.A.Re.Chi	981,587	1,631,975	767,100	1,552,660
Japan	14,766,122	27,845,329	17,876,042	36,657,828
Korea D.P.Republic	447,708	718,207	375,834	571,261
Korea, Republic of	5,587,212	9,302,968	7,657,398	13,056,962
Macao.China	6,267	6,267		24
Mongolia	1,298	3,088		
O.Asia(Tai.For.Pe.Ki	3,904,507	7,027,091	2,509,100	5,098,800
SOUTH-CENTRAL ASIA	18,116,588	36,380,040	15,173,843	29,322,990
Afghanistan	2,244,463	4,481,908	1,877,955	4,049,730
Bangladesh	583,759	964,551	251,868	1,028,955
Bhutan		3		
India	13,067,700	27,322,861	11,666,232	20,740,364
Iran (Islamic R.)	1,459,927	2,235,562	792,678	2,342,919
Kazakstan	25,861	78,131	31,312	31,312
Kyrgyzstan/Kyrgyz R.	15	3,626	156	159

Contd.

10.14 Imports by Areas and Countries / Territories

TERRITORIES/COUNTRIES	(In Thousand Rupees)			
	AUG.,2014	CUMULATIVE FROM JULY,2014	AUG.,2013	CUMULATIVE FROM JULY,2013
Nepal	11,533	31,984	4,048	8,839
Sri Lanka	500,683	889,907	491,879	917,169
Tajikistan		1,172	478	537
Turkmenistan	208,646	348,446	24,119	169,887
Uzbekistan	14,000	21,888	33,119	33,119
SOUTH-EASTERN ASIA	48,139,024	83,591,548	32,137,107	75,397,552
Cambodia Fr.Kampuche	4,460	5,998	6,118	8,600
Indonesia	17,751,643	33,988,984	9,590,180	17,077,825
Lao People's D.R.	359	359		1,973
Malaysia	9,477,084	19,018,474	12,900,176	34,451,460
Myanmar	11,302	31,545	81,342	151,040
Philippines	322,887	1,083,583	335,915	723,806
Singapore	12,771,894	15,904,065	2,720,667	11,107,107
Thailand	6,696,951	11,396,596	5,739,551	10,117,178
Viet Nam	1,102,443	2,161,943	763,158	1,758,563
WESTERN ASIA	177,466,257	280,790,022	157,324,852	332,284,151
Armenia		1,677		
Bahrain	447,171	1,197,011	152,904	492,385
Cyprus	10,684	41,685	25,762	34,791
Georgia	12,870	14,064		
Iraq	7,494	25,685	2,432	16,880
Jordan	150,970	340,574	129,260	266,136
Kuwait	32,805,050	52,875,969	24,723,109	60,803,643
Lebanon	42,311	65,248	17,031	30,733
Oman	4,577,549	11,978,168	8,017,571	22,233,472
Qatar	798,228	1,968,717	786,496	1,791,466
Saudi Arabia	48,639,823	68,295,909	42,660,501	61,022,152
Syrian Arab Republic	3,888	6,950	8,212	11,306
Turkey	1,433,330	3,405,230	984,215	2,232,167
United Arab Emirates	88,515,160	140,551,406	79,810,417	183,341,058
Yemen	21,729	21,729	6,943	7,961
AUSTRALIA AND NEW ZEALAND	2,420,751	5,490,861	1,806,108	5,267,984
Australia	1,993,965	4,601,612	1,462,813	4,552,104
Christmas Islands	7,471	7,626	2,916	3,557
Cocos (Keeling) Is.			17	3,331
Heard/Mac Donald Is.		321	22	440
New Zealand	419,308	881,118	336,814	704,488
Norfolk Island			2,827	2,827
US.Minor Outlying Is	8	184	698	1,237
MELANESIA	178	178		1,275
New Caledonia	178	178		
Papua New Guinea				1,275
MICRONESIA			2,782	10,868
Kiribati			28	28
Marshall Islands				8,086
Micronesia,F.States			2,754	2,754
POLYNESIA	23,255	23,359	1,053	15,953
American Samoa	23,199	23,286	636	11,940
Cook Islands				635
French Polynesia	4	4	13	13
Johnston Island			27	1,872
Pitcairn		17		1,117
Tokelau			55	55
Tonga			322	322
Wallis & Futuna Is.	52	52		

10.15 Re-imports by Areas and Countries / Territories

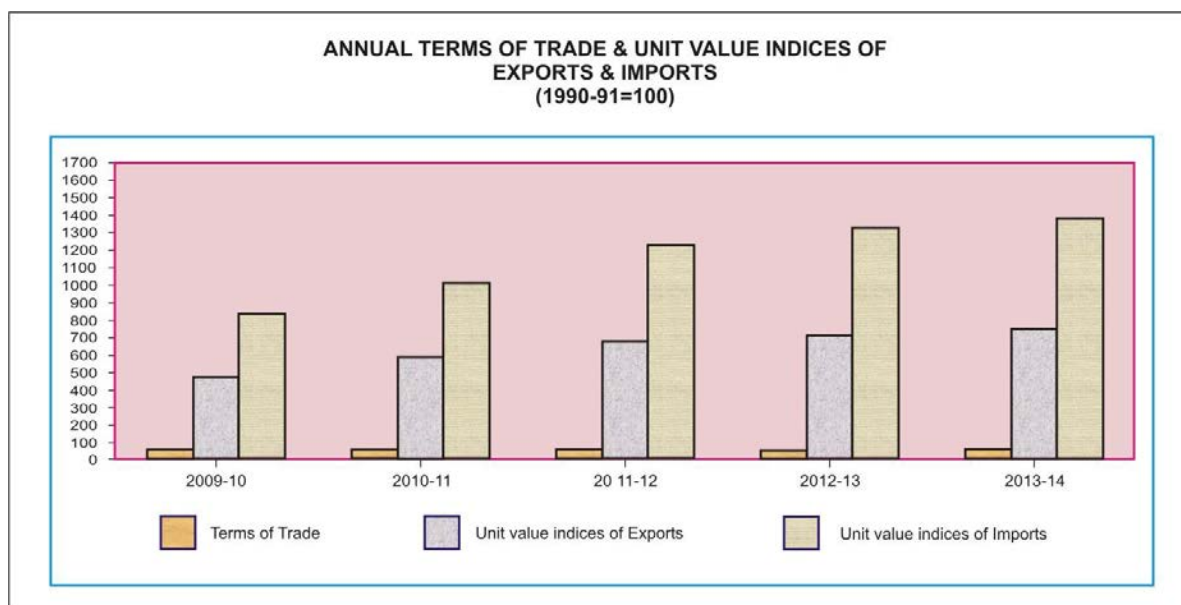
(In Thousand Rupees)

TERRITORIES/COUNTRIES	AUG.,2014	CUMULATIVE FROM JULY,2014	AUG.,2013	CUMULATIVE FROM JULY,2013
GRAND TOTALS	1,999,027	3,826,662		
LATIN AMERICA	5,584	5,584		
British Virgin Is.	5,584	5,584		
SOUTH AMERICA	6,683	7,865		
Brazil	6,683	6,683		
Uruguay		1,183		
NORTH AMERICA	623,046	1,181,970		
Canada	160,261	246,483		
U.S.America	462,785	935,487		
EASTERN EUROPE	16,318	30,763		
Poland	10,273	24,718		
Romania	479	479		
Ukraine	5,566	5,566		
NORTHERN EUROPE	77,271	155,252		
Denmark		3,981		
Finland		877		
Ireland	806	3,269		
Norway	1,426	2,812		
Sweden	24,157	42,807		
United Kingdom	50,883	101,507		
SOUTHERN EUROPE	65,210	105,064		
Italy	57,303	91,607		
Spain	7,907	13,457		
WESTERN EUROPE	112,756	184,801		
Belgium	8,154	10,607		
France	41,703	52,749		
Germany	49,785	96,745		
Netherlands	4,021	15,138		
Switzerland	9,093	9,562		
EASTERN AFRICA	5,706	16,824		
Ethiopia	5,706	16,824		
NORTHERN AFRICA		2,609		
Morocco		718		
Tunisia		1,891		
EASTERN ASIA	624,045	1,197,084		
China	269,653	623,371		
Hong Kong S.A.Re.Chi	32,683	57,775		
Japan	188,228	309,104		
Korea D.P.Republic	39,342	39,342		
Korea, Republic of	24,602	53,355		
O.Asia(Tai.For.Pe.Ki	69,537	114,136		
SOUTH-CENTRAL ASIA	86,950	203,528		
Bangladesh	8,043	9,264		
India	55,161	128,486		
Sri Lanka	23,746	65,779		
SOUTH-EASTERN ASIA	210,445	456,868		
Brunei Darussalam		268		
Indonesia	155,449	360,593		
Malaysia	9,873	34,205		
Philippines		334		
Singapore	19,021	30,645		
Thailand	19,155	21,418		
Viet Nam	6,948	9,405		
WESTERN ASIA	126,883	212,400		
Bahrain	1,344	2,689		
Oman	1,787	2,168		
Saudi Arabia	22,356	28,809		
Syrian Arab Republic		2,354		
Turkey	10,690	20,341		
United Arab Emirates	90,706	156,040		
AUSTRALIA AND NEW ZEALAND	38,130	66,050		
Australia	38,130	66,050		

10.16 Annual and Quarterly Terms of Trade and Unit Value Indices of Exports and Imports (1990-91=100)

Year/ Quarter	Terms of Trade	Unit Value Indices of Exports	Unit Value Indices of Imports
2009-10	56.94	478.07	839.60
2010-11	58.55	593.19	1013.10
2011-12	55.08	679.44	1233.49
2012-13	53.81	715.45	1329.56
2013-14	54.27	752.86	1387.15
2009-10			
Jul-Sep	55.02	443.19	805.47
Oct-Dec	56.94	469.13	823.90
Jan-Mar	55.84	477.73	855.55
Apr-Jun	59.79	522.21	873.47
2010-11			
Jul-Sep	59.91	552.97	923.01
Oct-Dec	60.25	584.51	970.12
Jan-Mar	57.34	596.46	1040.23
Apr-Jun	57.08	638.81	1119.05
2011-12			
Jul-Sep	56.28	653.84	1161.73
Oct-Dec	54.96	673.48	1225.37
Jan-Mar	54.95	680.39	1238.16
Apr-Jun	54.26	710.06	1308.71
2012-13			
Jul-Sep	53.94	684.66	1269.28
Oct-Dec	53.43	709.08	1327.23
Jan-Mar	53.91	728.42	1351.28
Apr-Jun	53.97	739.63	1370.44
2013-14			
Jul-Sep	54.54	745.76	1367.33
Oct-Dec	54.61	745.57	1365.33
Jan-Mar	54.80	771.50	1407.91
Apr-Jun *	53.17	748.62	1408.02

* Provisional



10.17 Index Numbers of Unit Values of Exports by Groups (1990-91=100)

Year /Quarter	All groups	Food and Live animals	Beverages & Tobacco	Crude materials inedible except fuels	Mineral fuels & Lubricants	Chemicals	Manufactured goods	Machinery & Transport equipment	Misc. Manufactured articles
2009-10	478.07	693.35	629.08	573.05	1115.54	534.75	411.00	988.72	498.40
2010-11	593.19	747.72	804.61	647.55	1333.56	620.91	559.56	1286.13	558.25
2011-12	679.44	800.09	935.29	848.74	1500.63	739.66	641.15	1517.96	650.31
2012-13	715.45	884.48	1052.54	958.74	1615.08	876.11	689.62	1603.48	657.15
2013-14	752.86	954.07	1127.89	1009.57	1682.81	939.50	698.49	1650.17	700.75
2009-10 Jul-Sep	443.19	672.35	556.03	486.35	892.44	516.63	376.84	964.28	466.51
Oct-Dec	469.13	661.15	614.82	552.41	1109.46	525.84	405.99	988.25	506.57
Jan-Mar	477.73	743.32	656.33	625.80	1191.09	527.21	398.59	1001.10	507.76
Apr-Jun	522.21	696.57	689.14	627.65	1269.18	569.30	462.58	1004.25	512.74
2010-11 Jul-Sep	552.97	711.81	719.61	634.81	1330.51	571.93	504.00	1168.32	533.66
Oct-Dec	584.51	751.75	790.66	636.36	1351.72	592.57	548.28	1263.12	543.21
Jan-Mar	596.46	755.41	850.66	639.27	1297.10	651.58	575.38	1317.01	545.45
Apr-Jun	638.81	771.90	857.51	679.75	1354.90	667.54	610.58	1396.06	610.67
2011-12 Jul-Sep	653.84	803.38	897.76	758.78	1429.38	678.24	617.90	1431.44	635.65
Oct-Dec	673.48	780.21	923.77	818.80	1492.20	714.47	645.22	1523.11	645.05
Jan-Mar	680.39	787.46	953.20	904.77	1528.82	766.15	648.83	1549.50	652.21
Apr-Jun	710.06	829.32	966.43	912.66	1552.12	799.77	652.65	1567.78	668.31
2012-13 Jul-Sep	684.66	867.43	999.22	924.18	1562.79	809.02	656.98	1584.13	636.74
Oct-Dec	709.08	869.95	1036.60	944.56	1653.04	851.48	685.86	1590.79	658.79
Jan-Mar	728.42	899.09	1086.12	982.32	1620.06	921.14	705.07	1618.96	666.01
Apr-Jun	739.63	901.46	1088.20	983.88	1624.41	922.80	710.57	1620.03	667.06
2013-14 Jul-Sep	745.46	919.57	1098.87	1017.68	1634.63	934.11	713.43	1624.52	674.82
Oct-Dec	745.57	952.49	1154.15	1023.78	1640.93	928.01	698.36	1631.05	723.57
Jan-Mar	771.50	970.48	1164.01	1042.41	1659.59	941.60	719.23	1664.20	729.32
Apr-Jun *	748.62	973.74	1094.54	954.39	1796.09	954.26	659.51	1680.9	675.29

* Provisional

10.18 Index Numbers of Unit Values of Imports by Groups (1990-91=100)

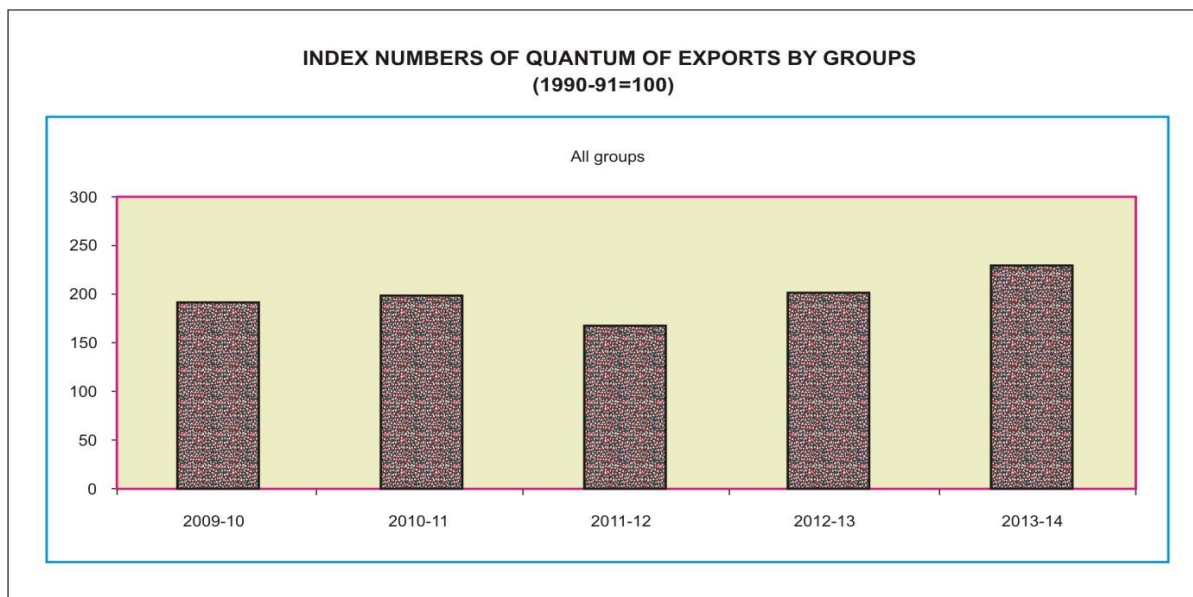
Year/Quarter	All groups	Food and Live animals	Beverages & Tobacco	Crude materials inedible except fuels	Mineral fuels & Lubricants	Animal or Veg. oils & Fats	Chemicals	Manufactured goods	Machinery & Transport equipment	Misc. manufactured articles
2009-10	839.60	689.76	961.43	677.43	975.40	881.02	725.54	612.77	965.15	964.44
2010-11	1013.10	743.82	1060.35	803.59	1255.86	1005.72	796.89	747.32	1183.62	1174.99
2011-12	1233.49	791.79	1230.10	881.00	1651.93	1240.29	897.56	823.33	1407.29	1274.46
2012-13	1329.56	802.28	1339.47	995.65	1720.77	1103.29	994.50	887.02	1738.91	1342.66
2013-14 *	1387.15	838.74	1446.20	1046.35	1757.91	1054.13	1098.60	899.66	1866.32	1458.63
2009-10 Jul-Sep	805.47	744.23	913.57	616.19	892.27	828.13	709.02	587.46	953.80	956.44
Oct-Dec	823.90	654.51	964.37	686.62	941.02	874.59	709.63	615.28	961.91	962.06
Jan-Mar	855.55	673.49	982.36	688.78	1010.89	954.66	732.71	618.73	965.30	966.47
Apr-Jun	873.47	686.80	985.42	718.12	1057.40	866.70	750.79	629.59	979.59	972.77
2010-11 Jul-Sep	923.01	695.80	897.28	759.48	1085.96	867.68	770.08	675.64	1113.89	1097.68
Oct-Dec	970.12	727.87	1026.20	771.05	1128.38	956.15	773.31	727.65	1171.21	1170.63
Jan-Mar	1040.23	792.24	1104.22	841.89	1290.04	1085.82	814.67	791.58	1173.28	1197.23
Apr-Jun	1119.05	759.37	1123.70	841.94	1519.07	1113.24	829.51	794.40	1276.10	1234.40
2011-12 Jul-Sep	1161.73	780.37	1174.28	886.35	1546.57	1209.58	836.74	807.84	1297.42	1248.30
Oct-Dec	1225.37	786.64	1201.86	889.48	1674.49	1185.85	907.70	818.38	1350.77	1264.77
Jan-Mar	1238.16	819.33	1254.74	846.69	1651.53	1277.05	922.54	830.85	1386.86	1282.00
Apr-Jun	1308.71	780.82	1289.52	901.49	1735.14	1288.69	923.26	836.23	1594.10	1302.76
2012-13 Jul-Sep	1269.28	791.42	1310.88	925.57	1623.49	1189.26	939.61	875.46	1610.53	1323.94
Oct-Dec	1327.23	794.08	1328.36	995.64	1764.03	1111.45	1009.58	881.11	1680.20	1327.27
Jan-Mar	1351.28	800.25	1350.09	1017.46	1761.13	1048.35	989.23	877.44	1804.52	1345.00
Apr-Jun	1370.44	823.38	1368.54	1043.92	1734.43	1064.11	1039.59	914.05	1860.39	1374.43
2013-14 Jul-Sep	1367.33	839.00	1390.72	1064.30	1688.69	1075.42	1064.27	859.80	1865.31	1381.34
Oct-Dec	1365.33	840.48	1425.20	1052.01	1711.56	1054.23	1083.40	873.38	1875.71	1391.17
Jan-Mar	1407.91	849.44	1463.98	1072.34	1784.71	1061.03	1104.26	930.61	1937.80	1487.18
Apr-Jun *	1408.02	826.03	1504.91	996.765	1846.69	1025.83	1142.45	934.85	1786.47	1574.82

* Provisional

10.19 Index Numbers of Quantum of Exports by Groups (1990-91=100)

Year/Quarter	All groups	Food and Live animals	Beverages & Tobacco	Crude materials inedible except fuels	Mineral fuels & Lubricants	Chemicals	Manufactured goods	Machinery & Transport equipment	Misc. manufactured articles
2009-10	191.74	259.95	271.16	198.39	348.10	963.70	185.42	1307.03	173.53
2010-11	198.41	286.92	314.18	199.10	333.36	1033.09	180.52	2806.15	198.34
2011-12	167.36	264.12	367.35	282.00	410.62	1301.40	157.00	2077.59	164.87
2012-13	202.86	242.21	238.64	343.79	37.89	992.45	191.87	2014.32	181.50
2013-14	229.80	280.96	175.45	447.47	409.09	1010.41	189.96	2056.66	226.38
2009-10 Jul-Sep	177.95	206.42	266.10	73.63	231.99	1408.70	187.39	1845.47	163.67
Oct-Dec	199.49	249.30	226.00	396.51	365.90	807.47	189.20	1023.80	160.88
Jan-Mar	205.83	308.05	284.12	259.15	372.38	759.76	186.63	917.64	181.75
Apr-Jun	183.69	276.02	308.42	64.25	422.12	878.86	178.45	1441.20	187.80
2010-11 Jul-Sep	171.90	234.32	274.00	48.34	310.57	1052.36	168.17	2713.18	190.87
Oct-Dec	190.23	257.32	182.25	105.16	394.62	1244.86	181.35	2986.54	196.39
Jan-Mar	208.47	300.04	354.70	324.40	309.57	882.63	181.02	3404.45	203.65
Apr-Jun	223.05	356.00	445.76	318.50	318.66	952.51	191.55	2120.43	202.43
Oct-Dec	169.87	245.98	350.96	342.16	405.61	1260.20	146.42	1741.42	145.37
Jan-Mar	181.51	273.36	342.68	403.10	392.32	1443.70	151.76	2986.15	158.70
Apr-Jun	194.44	310.16	437.04	124.69	446.65	1306.54	176.19	1889.30	187.37
2012-13 Jul-Sep	182.10	193.42	203.51	300.83	29.33	962.68	175.53	2240.25	165.88
Oct-Dec	201.62	219.24	268.01	357.97	6.46	948.78	196.72	2835.50	174.64
Jan-Mar	208.98	289.31	307.37	350.05	53.72	840.47	192.71	1390.01	179.90
Apr-Jun	218.73	266.88	175.65	366.29	62.03	1217.85	202.51	1591.51	205.57
2013-14 Jul-Sep	242.65	254.75	215.28	392.89	1298.61	1052.88	213.28	1226.96	241.61
Oct-Dec	220.69	279.96	59.50	463.12	4.22	691.05	190.14	911.18	229.81
Jan-Mar	218.37	336.65	69.11	350.89	247.03	1153.88	186.44	4061.10	208.14
Apr-Jun	237.48	252.47	357.92	582.97	86.50	1143.82	170.28	2027.38	225.97

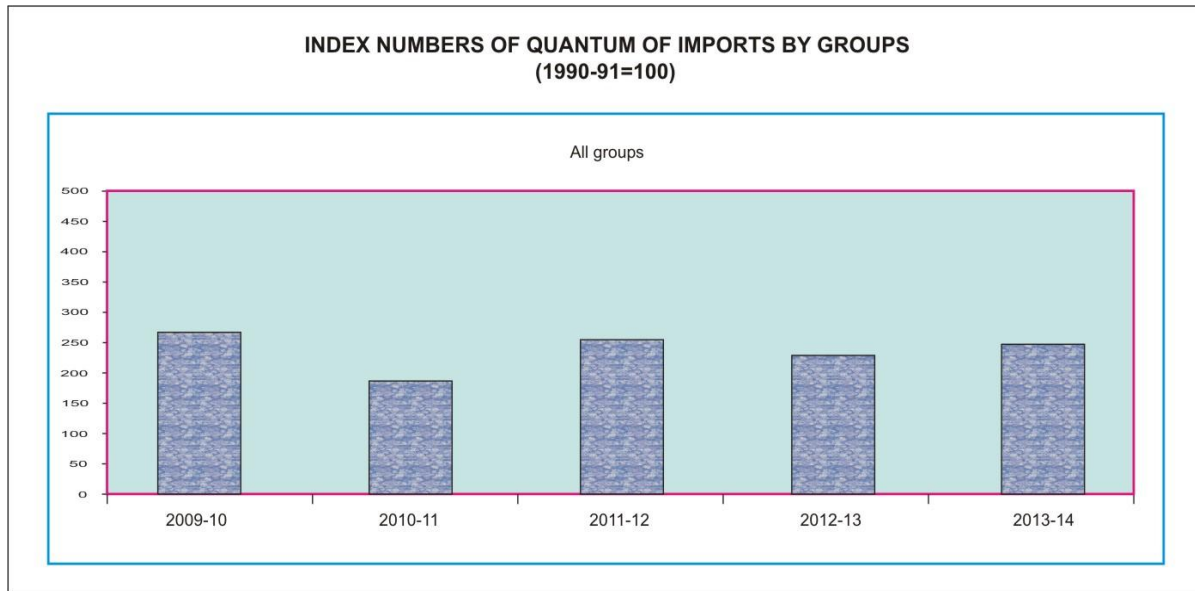
*Provisional



10.20 Index Numbers of Quantum of Imports by Groups (1990-91=100)

Year/Quarter	All groups	Food and Live animals	Beverages & Tobacco	Crude materials inedible except fuels	Mineral fuels & Lubricants	Animal or Veg. oils & Fats	Chemicals	Manufactured goods	Machinery & Transport equipment	Misc. manufactured articles
2009-10	273.50	161.65	372.35	535.52	228.17	154.83	257.08	228.29	363.58	283.04
2010-11	191.60	164.44	279.53	372.91	154.15	90.93	202.59	180.73	232.67	194.23
2011-12	256.47	321.01	371.65	473.88	197.46	121.87	290.92	241.91	280.01	288.73
2012-13	234.02	186.86	275.65	413.29	190.89	141.68	240.54	249.49	266.44	261.26
2013-14 *	249.40	162.10	317.18	491.04	185.66	182.37	253.03	312.32	283.06	286.91
2009-10 Jul-Sep	238.16	154.35	392.05	425.86	213.38	127.36	243.00	212.43	274.82	294.44
Oct-Dec	283.91	155.57	390.51	569.82	235.88	174.91	281.84	217.29	359.87	296.50
Jan-Mar	283.84	148.75	367.15	566.37	227.15	179.70	222.79	215.90	439.70	252.09
Apr-Jun	288.07	187.94	339.70	580.04	236.28	137.33	280.68	267.53	379.91	289.12
2010-11 Jul-Sep	248.97	158.42	296.08	524.15	182.44	144.57	276.67	221.66	312.20	297.65
Oct-Dec	261.69	326.59	310.45	368.01	241.54	118.61	261.06	259.08	299.36	220.06
Jan-Mar	255.72	172.75	511.57	599.46	192.62	100.52	272.62	242.19	319.12	259.22
Apr-Jun	243.83	142.78	560.71	388.27	231.20	127.06	271.01	221.30	290.85	285.27
2011-12 Jul-Sep	240.84	277.16	347.08	300.55	194.84	114.21	304.19	247.39	261.99	225.28
Oct-Dec	265.20	330.05	344.55	647.69	194.63	119.56	315.83	235.90	261.50	260.87
Jan-Mar	246.02	383.47	403.56	497.72	188.47	102.72	277.36	223.66	241.95	398.43
Apr-Jun	273.80	293.36	391.41	449.55	211.89	151.00	266.31	260.67	354.59	270.34
2012-13 Jul-Sep	233.97	153.48	320.06	335.17	199.90	165.49	246.32	226.37	289.12	221.18
Oct-Dec	229.54	203.59	244.78	355.04	192.53	115.62	250.79	260.53	247.53	297.57
Jan-Mar	223.34	205.75	273.94	531.28	168.62	148.57	209.02	245.75	221.78	281.19
Apr-Jun	249.22	184.62	263.80	431.66	202.50	137.03	256.03	265.29	307.32	245.10
2013-14 Jul-Sep	218.67	122.34	261.56	396.94	181.66	174.34	244.11	206.78	263.81	229.50
Oct-Dec	268.58	171.23	341.53	584.51	196.34	167.22	261.77	508.73	227.47	235.11
Jan-Mar	257.81	167.02	354.12	578.98	169.03	175.06	258.74	280.99	321.79	278.09
Apr-Jun *	252.54	187.81	311.51	403.73	195.6	212.84	247.49	252.77	319.16	305.94

*Provisional



10.21 Trade in Services (Summary)

June, 2014

Rs. In Million

Dollars in Thousands

Description	* June, 2014		** May, 2014		% Change in June, 2014 over May, 2014	
	Rs	\$	Rs	\$	Rs	\$
Export of Services (TOTAL)	33,781.37	343,070.00	74,530.88	755,932.00	-54.67	-54.62
A. TRANSPORTATION	9,072.82	92,140.00	9,823.77	99,638.00	-7.64	-7.53
B. TRAVEL	2,009.13	20,404.00	2,312.83	23,458.00	-13.13	-13.02
C. COMMUNICATION SERVICES	3,832.47	38,921.00	3,894.00	39,495.00	-1.58	-1.45
D. CONSTRUCTION SERVICES	670.66	6,811.00	94.36	957.00	610.75	611.70
E. INSURANCE SERVICES	245.68	2,495.00	1,463.93	14,848.00	-83.22	-83.20
F. FINANCIAL SERVICES	510.06	5,180.00	433.62	4,398.00	17.63	17.78
G. COMPUTER AND INFORMATION SERVICES	2,909.33	29,546.00	3,078.43	31,223.00	-5.49	-5.37
H. ROYALTIES AND LICENSE FEES	280.73	2,851.00	246.19	2,497.00	14.03	14.18
I. OTHER BUSINESS SERVICES	7,391.61	75,066.00	9,024.47	91,531.00	-18.09	-17.99
J. PERSONAL, CULTURAL, AND RECREATIONAL SERVICES	49.43	502.00	100.66	1,021.00	-50.89	-50.83
K. GOVERNMENT SERVICES, n.i.e.	6,809.45	69,154.00	44,058.62	446,866.00	-84.54	-84.52
Import of Services (TOTAL)	66,485.05	675,195.00	61,924.84	628,074.00	7.36	7.50
A. TRANSPORTATION	30,488.62	309,630.00	29,602.37	300,243.00	2.99	3.13
B. TRAVEL	8,643.61	87,781.00	9,694.52	98,327.00	-10.84	-10.73
C. COMMUNICATION SERVICES	2,010.02	20,413.00	887.06	8,997.00	126.59	126.89
D. CONSTRUCTION SERVICES	186.50	1,894.00	1,057.13	10,722.00	-82.36	-82.34
E. INSURANCE SERVICES	1,228.89	12,480.00	1,554.40	15,765.00	-20.94	-20.84
F. FINANCIAL SERVICES	838.65	8,517.00	738.67	7,492.00	13.54	13.68
G. COMPUTER AND INFORMATION SERVICES	1,733.42	17,604.00	1,154.15	11,706.00	50.19	50.38
H. ROYALTIES AND LICENSE FEES	2,755.33	27,982.00	2,762.03	28,014.00	-0.24	-0.11
I. OTHER BUSINESS SERVICES	12,350.84	125,430.00	11,907.20	120,769.00	3.73	3.86
J. PERSONAL, CULTURAL, AND RECREATIONAL SERVICES	138.44	1,406.00	91.69	930.00	50.99	51.18
K. GOVERNMENT SERVICES, n.i.e.	6,110.73	62,058.00	2,475.62	25,109.00	146.84	147.15

Description	* July - June 2013 - 2014		July - June 2012 - 2013		% Change in July - June, 2013-2014 over July - June, 2012-2013	
	Rs	\$	Rs	\$	Rs	\$
Export of Services (TOTAL)	540,690.75	5,256,614.00	651,223.52	6,732,579.00	-16.97	-21.92
A. TRANSPORTATION	129,900.80	1,262,900.00	122,764.41	1,269,182.00	5.81	-0.49
B. TRAVEL	29,362.16	285,460.00	28,870.94	298,478.00	1.70	-4.36
C. COMMUNICATION SERVICES	50,156.67	487,625.00	49,219.83	508,852.00	1.90	-4.17
D. CONSTRUCTION SERVICES	3,087.52	30,017.00	2,812.44	29,076.00	9.78	3.24
E. INSURANCE SERVICES	9,167.83	89,130.00	4,050.75	41,878.00	126.32	112.83
F. FINANCIAL SERVICES	7,303.31	71,003.00	5,471.76	56,569.00	33.47	25.52
G. COMPUTER AND INFORMATION SERVICES	34,048.34	331,019.00	28,440.14	294,024.00	19.72	12.58
H. ROYALTIES AND LICENSE FEES	1,321.64	12,849.00	440.88	4,558.00	199.77	181.90
I. OTHER BUSINESS SERVICES	79,815.28	775,967.00	76,969.33	795,736.00	3.70	-2.48
J. PERSONAL, CULTURAL, AND RECREATIONAL SERVICES	925.33	8,996.00	554.34	5,731.00	66.92	56.97
K. GOVERNMENT SERVICES, n.i.e.	195,601.87	1,901,648.00	331,628.70	3,428,495.00	-41.02	-44.53
Import of Services (TOTAL)	801,860.55	7,795,716.00	793,653.06	8,205,065.00	1.03	-4.99
A. TRANSPORTATION	391,603.02	3,807,178.00	318,364.44	3,291,364.00	23.00	15.67
B. TRAVEL	108,938.11	1,059,100.00	119,218.51	1,232,523.00	-8.62	-14.07
C. COMMUNICATION SERVICES	17,890.08	173,928.00	19,881.70	205,544.00	-10.02	-15.38
D. CONSTRUCTION SERVICES	4,176.80	40,607.00	964.85	9,975.00	332.90	307.09
E. INSURANCE SERVICES	22,823.14	221,887.00	25,168.80	260,204.00	-9.32	-14.73
F. FINANCIAL SERVICES	18,832.58	183,091.00	11,602.23	119,948.00	62.32	52.64
G. COMPUTER AND INFORMATION SERVICES	18,295.33	177,868.00	19,611.26	202,748.00	-6.71	-12.27
H. ROYALTIES AND LICENSE FEES	16,151.15	157,022.00	13,766.80	142,326.00	17.32	10.33
I. OTHER BUSINESS SERVICES	152,860.71	1,486,117.00	173,097.12	1,789,539.00	-11.69	-16.96
J. PERSONAL, CULTURAL, AND RECREATIONAL SERVICES	716.41	6,965.00	425.50	4,399.00	68.37	58.33
K. GOVERNMENT SERVICES, n.i.e.	49,573.22	481,953.00	91,551.85	946,495.00	-45.85	-49.08

* Provisional figures based on figures provided by the State Bank of Pakistan.

** Revised by SBP

Note:- Dollar value is converted into Rupees on monthly average exchange rate provided by SBP.

June, 2014 (1\$=Rs. 98.467899), May, 2014 (1\$=Rs. 98.594713) and June, 2013 (1\$=Rs. 98.579647) respectively.

10.22 Export of Services by Sectors (Detail) (Monthly)

SL No.	Description	Rs. in Millions Dollars in Thousands									
		* June, 2014		** May, 2014		June, 2013		% Change in June, 2014 over			
		Rs	\$	Rs	\$	Rs	\$	May, 2014		June, 2013	
							Rs	\$	Rs	\$	
	Export of Services	33,781.37	343,070.00	74,530.88	755,932.00	47,671.51	483,583.00	-54.67	-54.62	-29.14	-29.06
A	Transportation	9,072.82	92,140.00	9,823.77	99,638.00	8,771.53	88,979.00	-7.64	-7.53	3.43	3.55
	i) Charter of Pak ships with crew	0.00	0.00	1.18	12.00	0.99	10.00	-100.00	-100.00	-100.00	-100.00
	ii) Charter of Pak aircrafts with crew	0.39	4.00	0.39	4.00	0.30	3.00	0.00	0.00	30.00	33.33
	iii) Remitt. Rec. by recruit. Agents	6.30	64.00	7.30	74.00	28.49	289.00	-13.70	-13.51	-77.89	-77.85
	iv) Earnings of Pak road transport	16.94	172.00	14.59	148.00	16.96	172.00	16.11	16.22	-0.12	0.00
	v) Passage Earnings of Pak air Cos.	5,021.86	51,000.00	5,915.68	60,000.00	4,436.08	45,000.00	-15.11	-15.00	13.20	13.33
	vi) Freight earnings	787.74	8,000.00	690.16	7,000.00	887.22	9,000.00	14.14	14.29	-11.21	-11.11
	vii) Oth. Local disbursement of foreign Ship/Air cons	3,239.59	32,900.00	3,194.47	32,400.00	3,401.49	34,505.00	1.41	1.54	-4.76	-4.65
B	Travel	2,009.13	20,404.00	2,312.83	23,458.00	1,970.71	19,991.00	-13.13	-13.02	1.95	2.07
	i) Official travel	1.08	11.00	0.00	0.00	0.30	3.00	100.00	100.00	260.00	266.67
	ii) Others official travel	4.43	45.00	92.48	938.00	13.01	132.00	-95.21	-95.20	-65.95	-65.91
	iii) Commercial travel	26.29	267.00	5.52	56.00	7.00	71.00	376.27	376.79	275.57	276.06
	iv) Non official-Delegation	0.30	3.00	1.87	19.00	0.00	0.00	-83.96	-84.21	100.00	100.00
	v) Medical	9.06	92.00	16.47	167.00	6.51	66.00	-44.99	-44.91	39.17	39.39
	vi) Students	26.88	273.00	23.86	242.00	13.31	135.00	12.66	12.81	101.95	102.22
	vii) Trainees	5.51	56.00	2.66	27.00	1.38	14.00	107.14	107.41	299.28	300.00
	viii) Tourists Pak national	90.49	919.00	138.33	1,403.00	279.37	2,834.00	-34.58	-34.50	-67.61	-67.57
	ix) Tourists foreign national	1,571.45	15,959.00	1,702.83	17,271.00	1,499.99	15,216.00	-7.72	-7.60	4.76	4.88
	x) Religious travel	11.72	119.00	0.00	0.00	0.00	0.00	0.00	0.00	0.00	0.00
	xi) Receipts through Exchange Cos	261.92	2,660.00	328.81	3,335.00	149.84	1,520.00	-20.34	-20.24	74.80	75.00
	xi) Others	0.00	0.00	0.00	0.00	0.00	0.00	0.00	0.00	0.00	0.00
C	COMMUNICATION SERVICES	3,832.47	38,921.00	3,894.00	39,495.00	3,385.43	34,342.00	-1.58	-1.45	13.20	13.33
	i) Postal services	0.00	0.00	0.00	0.00	0.00	0.00	0.00	0.00	0.00	0.00
	ii) Courier services	1.08	11.00	1.68	17.00	0.20	2.00	-35.71	-35.29	440.00	450.00
	iii) Telecommunication services	3,364.16	34,165.00	3,516.18	35,663.00	3,120.54	31,655.00	-4.32	-4.20	7.81	7.93
	iv) Call Centres	467.23	4,745.00	376.14	3,815.00	264.69	2,685.00	24.22	24.38	76.52	76.72
D	CONSTRUCTION SERVICES	670.66	6,811.00	94.36	957.00	208.20	2,112.00	610.75	611.70	222.12	222.49
	i) Construction services	670.66	6,811.00	94.36	957.00	208.20	2,112.00	610.75	611.70	222.12	222.49
E	INSURANCE SERVICES	245.68	2,495.00	1,463.93	14,848.00	215.10	2,182.00	-83.22	-83.20	14.22	14.34
	i) Treaties and standing open cover - life	56.62	575.00	6.01	61.00	31.94	324.00	842.10	842.62	77.27	77.47
	ii) Surplus funds rec.by Pak ins.Cos.-abroad	0.20	2.00	0.00	0.00	0.00	0.00	100.00	100.00	100.00	100.00
	iii) Rev. surplus funds of f. ins. cos.-life	5.81	59.00	4.83	49.00	0.20	2.00	20.29	20.41	2805.00	2850.00
	iv) Insurance P & I Club	5.22	53.00	10.35	105.00	4.53	46.00	-49.57	-49.52	15.23	15.22
	v) Treaties and standing open cover-marine	0.00	0.00	0.00	0.00	0.20	2.00	0.00	0.00	-100.00	-100.00
	vi) Refund of Ins. payments-others	0.49	5.00	10.55	107.00	0.00	0.00	-95.36	-95.33	100.00	100.00
	vii) Other miscellaneous insurance	64.30	653.00	167.81	1,702.00	32.53	330.00	-61.68	-61.63	97.66	97.88
	viii) Facultative reinsurance-life	28.36	288.00	654.08	6,634.00	48.60	493.00	-95.66	-95.66	-41.65	-41.58
	ix) Facultative reinsurance-marine	10.73	109.00	8.68	88.00	5.32	54.00	23.62	23.86	101.69	101.85
	x) Other non-life reinsurance services	73.95	751.00	596.99	6,055.00	91.78	931.00	-87.61	-87.60	-19.43	-19.33
	xi) Services auxiliary to insurance	0.00	0.00	4.63	47.00	0.00	0.00	-100.00	-100.00	0.00	0.00

* Provisional

** Revised by SBP

Source:- State Bank of Pakistan

10.22 Export of Services by Sectors (Detail) (Monthly)

SL No.	Description	Rs. in Millions Dollars in Thousands									
		* June, 2014		** May, 2014		June, 2013		% Change in June, 2014 over			
		Rs	\$	Rs	\$	Rs	\$	May, 2014		June, 2013	
						Rs	\$	Rs	\$		
F	FINANCIAL SERVICES	510.06	5,180.00	433.62	4,398.00	467.66	4,744.00	17.63	17.78	9.07	9.19
	i) Bank commission and charges	176.75	1,795.00	167.02	1,694.00	156.54	1,588.00	5.83	5.96	12.91	13.04
	ii) Remittances for guarantees involved	55.14	560.00	47.33	480.00	20.31	206.00	16.50	16.67	171.49	171.84
	iii) Others financial services	278.17	2,825.00	219.27	2,224.00	290.81	2,950.00	26.86	27.02	-4.35	-4.24
G	COMPUTER AND INFORMATION SERVICES	2,909.33	29,546.00	3,078.43	31,223.00	2,553.12	25,899.00	-5.49	-5.37	13.95	14.08
	i) Hardware consultancy services	8.86	90.00	7.30	74.00	4.04	41.00	21.37	21.62	119.31	119.51
	ii) Software consultancy services	562.74	5,715.00	634.16	6,432.00	439.96	4,463.00	-11.26	-11.15	27.91	28.05
	iii) Maintenance & repairs of computer	0.69	7.00	1.18	12.00	0.99	10.00	-41.53	-41.67	-30.30	-30.00
	iv) Export of Computer Software	1,929.18	19,592.00	2,019.42	20,482.00	1,743.97	17,691.00	-4.47	-4.35	10.62	10.75
	v) Other computer services	404.11	4,104.00	409.27	4,151.00	360.80	3,660.00	-1.26	-1.13	12.00	12.13
	vi) Earnings of journalists / authors	2.17	22.00	2.56	26.00	0.99	10.00	-15.23	-15.38	119.19	120.00
	vii) Subscription to news papers/periodicals	1.58	16.00	4.24	43.00	2.07	21.00	-62.74	-62.79	-23.67	-23.81
	viii) News agents and correspondents	0.00	0.00	0.30	3.00	0.30	3.00	-100.00	-100.00	-100.00	-100.00
H	ROYALTIES AND LICENSE FEES	280.73	2,851.00	246.19	2,497.00	22.08	224.00	14.03	14.18	1171.42	1172.77
	i) Royalties, license fees & trade marks	280.73	2,851.00	246.19	2,497.00	22.08	224.00	14.03	14.18	1171.42	1172.77
I	OTHER BUSINESS SERVICES	7,391.61	75,066.00	9,024.47	91,531.00	8,575.26	86,988.00	-18.09	-17.99	-13.80	-13.71
	i) Merchanting. & trade related services	115.01	1,168.00	78.97	801.00	46.83	475.00	45.64	45.82	145.59	145.89
	ii) Charter of ships without crew-op. leasing	6.30	64.00	0.00	0.00	0.00	0.00	100.00	100.00	100.00	100.00
	iii) Charter of aircrafts without crew--op leasing	0.00	0.00	0.89	9.00	0.00	0.00	-100.00	-100.00	0.00	0.00
	iv) Legal services	67.75	688.00	93.17	945.00	122.63	1,244.00	-27.28	-27.20	-44.75	-44.69
	v) A/c, auditing, & tax consulting Services	50.42	512.00	47.82	485.00	75.02	761.00	5.44	5.57	-32.79	-32.72
	vi) Bus. & manag. Consult. & public relations	1,550.87	15,750.00	1,234.11	12,517.00	942.72	9,563.00	25.67	25.83	64.51	64.70
	vii) Agency commission	1,483.42	15,065.00	1,323.24	13,421.00	1,293.36	13,120.00	12.11	12.25	14.70	14.82
	viii) Printing charges of security documents	6.30	64.00	5.23	53.00	3.25	33.00	20.46	20.75	93.85	93.94
	ix) Processing and repair fees	7.98	81.00	5.13	52.00	84.38	856.00	55.56	55.77	-90.54	-90.54
	x) Adv. market research & pub. opinion poll	466.74	4,740.00	245.30	2,488.00	332.02	3,368.00	90.27	90.51	40.58	40.74
	xi) Research and development	55.44	563.00	69.51	705.00	96.51	979.00	-20.24	-20.14	-42.56	-42.49
	xii) Arch., engineering, & technical services	338.24	3,435.00	253.88	2,575.00	291.50	2,957.00	33.23	33.40	16.03	16.17
	xiii) Agri., mining, & on-site proc. services	1.38	14.00	0.59	6.00	0.30	3.00	133.90	133.33	360.00	366.67
	xiv) Receipts of security dep. with tenders	0.00	0.00	0.00	0.00	0.30	3.00	0.00	0.00	-100.00	-100.00
	xv) Services in medicine exports	0.10	1.00	6.11	62.00	14.20	144.00	-98.36	-98.39	-99.30	-99.31
	xvi) Misc. other business services, n.i.e.	3,274.65	33,256.00	5,668.31	57,491.00	5,327.54	54,043.00	-42.23	-42.15	-38.53	-38.46
	xvii) Refund	-32.99	-335.00	-7.79	-79.00	-55.30	-561.00	323.49	324.05	-40.34	-40.29
J	PERSONAL, CULTURAL, AND RECREATIONAL SERV	49.43	502.00	100.66	1,021.00	56.78	576.00	-50.89	-50.83	-12.94	-12.85
	i) Audiovisual and related services	36.73	373.00	9.86	100.00	15.87	161.00	272.52	273.00	131.44	131.68
	ii) Earnings of professional artists	2.46	25.00	6.11	62.00	11.34	115.00	-59.74	-59.68	-78.31	-78.26
	iii) Other personal, cult. & recreation serv.	10.24	104.00	84.69	859.00	29.57	300.00	-87.91	-87.89	-65.37	-65.33
K	GOVERNMENT SERVICES, n.i.e.	6,809.45	69,154.00	44,058.62	446,866.00	21,445.64	217,546.00	-84.54	-84.52	-68.25	-68.21
	i) Remitt. Rec. by foreign Missions in Pak.	1,250.35	12,698.00	2,349.81	23,833.00	2,246.53	22,789.00	-46.79	-46.72	-44.34	-44.28
	ii) Military units and agencies	3,193.90	32,436.00	37,753.59	382,917.00	4,803.49	48,727.00	-91.54	-91.53	-33.51	-33.43
	iii) Other government services	231.50	2,351.00	288.78	2,929.00	867.01	8,795.00	-19.84	-19.73	-73.30	-73.27
	vi) Remittances Received by Int. Org.	1,394.70	14,164.00	2,968.39	30,107.00	1,535.67	15,578.00	-53.01	-52.95	-9.18	-9.08
	v) Receipt through Central govt.	0.00	0.00	0.00	0.00	0.00	0.00	0.00	0.00	0.00	0.00
	iv) Receipts through International bodies	0.00	0.00	0.00	0.00	11,186.92	113,481.00	0.00	0.00	-100.00	-100.00
	iiiv) Earnings of Pak Diplomatic Mission abroad	739.00	7,505.00	698.05	7,080.00	806.02	8,176.00	5.87	6.00	-8.31	-8.21

* Provisional

** Revised by SBP

Source:- State Bank of Pakistan

10.23 Export of Services by Sectors (Detail) (Cumulative)

Rs. in Millions
Dollars in Thousands

SL. No.	Description	* July - June 2013 - 2014		July - June 2012 - 2013		% Change in July - June, 2013 - 2014 over July - June, 2012 - 2013	
		Rs	\$	Rs	\$	Rs	\$
	Export of Services	540,690.75	5,256,614.00	651,223.52	6,732,579.00	-16.97	-21.92
A	Transportation	129,900.80	1,262,900.00	122,764.41	1,269,182.00	5.81	-0.49
	i) Charter of Pak ships with crew	83.62	813.00	43.91	454.00	90.43	79.07
	ii) Charter of Pak aircrafts with crew	3.60	35.00	23.21	240.00	-84.49	-85.42
	iii) Remitt. Rec. by recruit. Agents	225.06	2,188.00	539.74	5,580.00	-58.30	-60.79
	iv) Earnings of Pak road transport	186.07	1,809.00	619.15	6,401.00	-69.95	-71.74
	v) Passage Earnings of Pak air Cos.	67,269.87	654,000.00	65,290.86	675,000.00	3.03	-3.11
	vi) Freight earnings	9,977.34	97,000.00	9,189.08	95,000.00	8.58	2.11
	vii) Oth. Local disbursement of foreign Ship/Air cons.	52,155.24	507,055.00	47,058.46	486,507.00	10.83	4.22
B	Travel	29,362.16	285,460.00	28,870.94	298,478.00	1.70	-4.36
	i) Official travel	1.65	16.00	1.16	12.00	42.24	33.33
	ii) Others official travel	822.98	8,001.00	118.39	1,224.00	595.14	553.68
	iii) Commercial travel	90.82	883.00	110.37	1,141.00	-17.71	-22.61
	iv) Non official-Delegation	2.98	29.00	25.92	268.00	-88.50	-89.18
	v) Medical	105.43	1,025.00	87.54	905.00	20.44	13.26
	vi) Students	306.52	2,980.00	297.34	3,074.00	3.09	-3.06
	vii) Trainees	48.86	475.00	256.23	2,649.00	-80.93	-82.07
	viii) Tourists Pak national	1,283.78	12,481.00	1,655.00	17,110.00	-22.43	-27.05
	ix) Tourists foreign national	23,430.69	227,794.00	23,848.77	246,557.00	-1.75	-7.61
	x) Religious travel	12.24	119.00	0.97	10.00	1161.86	1090.00
	xi) Receipts through Exchange Cos	3,256.21	31,657.00	2,469.25	25,528.00	31.87	24.01
	xi) Others	0.00	0.00	0.00	0.00	0.00	0.00
C	COMMUNICATION SERVICES	50,156.67	487,625.00	49,219.83	508,852.00	1.90	-4.17
	i) Postal services	2.26	22.00	0.39	4.00	479.49	450.00
	ii) Courier services	40.73	396.00	28.82	298.00	41.33	32.89
	iii) Telecommunication services	46,047.56	447,676.00	45,564.80	471,065.00	1.06	-4.97
	iv) Call Centres	4,066.12	39,531.00	3,625.82	37,485.00	12.14	5.46
D	CONSTRUCTION SERVICES	3,087.52	30,017.00	2,812.44	29,076.00	9.78	3.24
	i) Construction services	3,087.52	30,017.00	2,812.44	29,076.00	9.78	3.24
E	INSURANCE SERVICES	9,167.83	89,130.00	4,050.75	41,878.00	126.32	112.83
	i) Treaties and standing open cover - life	210.76	2,049.00	159.89	1,653.00	31.82	23.96
	ii) Surplus funds rec.by Pak ins.Cos.-abroad	36.62	356.00	14.41	149.00	154.13	138.93
	iii) Rev. surplus funds of f. ins. cos.-life	11.11	108.00	0.19	2.00	5747.37	5300.00
	iv) Insurance P & I Club	52.25	508.00	72.26	747.00	-27.69	-31.99
	v) Treaties and standing open cover-marine	149.04	1,449.00	133.58	1,381.00	11.57	4.92
	vi) Refund of Ins. payments-others	1,808.98	17,587.00	26.99	279.00	6602.41	6203.58
	vii) Other miscellaneous insurance	2,607.99	25,355.00	1,347.70	13,933.00	93.51	81.98
	viii) Facultative reinsurance-life	1,340.77	13,035.00	471.06	4,870.00	184.63	167.66
	ix) Facultative reinsurance-marine	87.12	847.00	155.25	1,605.00	-43.88	-47.23
	x) Other non-life reinsurance services	2,850.74	27,715.00	1,646.88	17,026.00	73.10	62.78
	xi) Services auxiliary to insurance	12.45	121.00	22.54	233.00	-44.76	-48.07

* Provisional

** Revised by SBP

Source:- State Bank of Pakistan

10.23 Export of Services by Sectors (Detail) (Cumulative)

		Rs. in Millions Dollars in Thousands					
SL. No.	Description	* July - June 2013 - 2014		July - June 2012 - 2013		% Change in July - June, 2013 - 2014 over July - June, 2012 - 2013	
		Rs	\$	Rs	\$	Rs	\$
F	FINANCIAL SERVICES	7,303.31	71,003.00	5,471.76	56,569.00	33.47	25.52
	i) Bank commission and charges	2,526.43	24,562.00	2,351.05	24,306.00	7.46	1.05
	ii) Remittances for guarantees involved	1,325.03	12,882.00	647.98	6,699.00	104.49	92.30
	iii) Others financial services	3,451.85	33,559.00	2,472.73	25,564.00	39.60	31.27
G	COMPUTER AND INFORMATION SERVICES	34,048.34	331,019.00	28,440.14	294,024.00	19.72	12.58
	i) Hardware consultancy services	139.89	1,360.00	445.82	4,609.00	-68.62	-70.49
	ii) Software consultancy services	6,557.27	63,750.00	4,059.45	41,968.00	61.53	51.90
	iii) Maintenance & repairs of computer	32.30	314.00	15.19	157.00	112.64	100.00
	iv) Export of Computer Software	23,165.93	225,220.00	20,579.00	212,753.00	12.57	5.86
	v) Other computer services	4,060.06	39,472.00	3,210.67	33,193.00	26.46	18.92
	vi) Earnings of journalists / authors	43.10	419.00	36.18	374.00	19.13	12.03
	vii) Subscription to news papers/periodicals	45.16	439.00	72.16	746.00	-37.42	-41.15
	viii) News agents and correspondents	4.63	45.00	21.67	224.00	-78.63	-79.91
H	ROYALTIES AND LICENSE FEES	1,321.64	12,849.00	440.88	4,558.00	199.77	181.90
	i) Royalties, license fees & trade marks	1,321.64	12,849.00	440.88	4,558.00	199.77	181.90
I	OTHER BUSINESS SERVICES	79,815.28	775,967.00	76,969.33	795,736.00	3.70	-2.48
	i) Merchanting. & trade related services	1,545.56	15,026.00	1,517.46	15,688.00	1.85	-4.22
	ii) Charter of ships without crew-op. leasing	20.57	200.00	36.66	379.00	-43.89	-47.23
	iii) Charter of aircrafts without crew-op leasing	4.01	39.00	4.26	44.00	-5.87	-11.36
	iv) Legal services	1,061.40	10,319.00	1,229.40	12,710.00	-13.67	-18.81
	v) A/c, auditing, & tax consulting Services	777.92	7,563.00	583.85	6,036.00	33.24	25.30
	vi) Bus. & manag. Consult. & public relations	13,498.62	131,234.00	12,525.01	129,488.00	7.77	1.35
	vii) Agency commission	16,870.85	164,019.00	14,665.30	151,615.00	15.04	8.18
	viii) Printing charges of security documents	93.50	909.00	74.96	775.00	24.73	17.29
	ix) Processing and repair fees	362.78	3,527.00	297.34	3,074.00	22.01	14.74
	x) Adv. market research & pub. opinion poll	3,488.78	33,918.00	2,581.75	26,691.00	35.13	27.08
	xi) Research and development	781.42	7,597.00	558.99	5,779.00	39.79	31.46
	xii) Arch., engineering, & technical services	3,975.71	38,652.00	4,237.52	43,809.00	-6.18	-11.77
	xiii) Agri., mining, & on-site proc. services	27.67	269.00	31.63	327.00	-12.52	-17.74
	xiv) Receipts of security dep. with tenders	973.56	9,465.00	10.25	106.00	9398.15	8829.25
	xv) Services in medicine exports	93.50	909.00	75.93	785.00	23.14	15.80
	xvi) Misc. other business services, n.i.e.	37,269.26	362,333.00	39,958.20	413,102.00	-6.73	-12.29
	xvii) Refund	-1,029.83	-10,012.00	-1,419.18	-14,672.00	-27.43	-31.76
J	PERSONAL, CULTURAL, AND RECREATIONAL SERV.	925.33	8,996.00	554.34	5,731.00	66.92	56.97
	i) Audiovisual and related services	447.54	4,351.00	348.60	3,604.00	28.38	20.73
	ii) Earnings of professional artists	56.68	551.00	59.68	617.00	-5.03	-10.70
	iii) Other personal, cult. & recreation serv.	421.11	4,094.00	146.06	1,510.00	188.31	171.13
K	GOVERNMENT SERVICES, n.i.e.	195,601.87	1,901,648.00	331,628.70	3,428,495.00	-41.02	-44.53
	i) Remitt. Rec. by foreign Missions in Pak.	31,465.23	305,906.00	26,489.23	273,855.00	18.78	11.70
	ii) Military units and agencies	129,603.43	1,260,009.00	198,395.82	2,051,086.00	-34.67	-38.57
	iii) Other government services	2,817.52	27,392.00	4,101.23	42,400.00	-31.30	-35.40
	vi) Remittances Received by Int. Org.	23,616.87	229,604.00	25,809.82	266,831.00	-8.50	-13.95
	v) Receipt through Central govt.	0.00	0.00	0.00	0.00	0.00	0.00
	iv) Receipts through International bodies	0.00	0.00	69,446.07	717,958.00	-100.00	-100.00
	iv) Earnings of Pak Diplomatic Mission abroad	8,098.82	78,737.00	7,386.53	76,365.00	9.64	3.11

* Provisional

** Revised by SBP

Source:- State Bank of Pakistan

10.24 Import of Services by Sectors (Detail) (Monthly)

SL .N o.	Description	Rs. in Millions Dollars in Thousands									
		* June, 2014		** May, 2014		June, 2013		% Change in June, 2014 over			
		Rs	\$	Rs	\$	Rs	\$	May, 2014		June, 2013	
	Import of Services	66,485.05	675,195.00	61,924.84	628,074.00	62,457.86	633,578.00	7.36	7.50	6.45	6.57
A	Transportation	30,488.62	309,630.00	29,602.37	300,243.00	26,732.93	271,181.00	2.99	3.13	14.05	14.18
	i) Charter of Pak ships with crew	158.53	1,610.00	124.72	1,265.00	183.75	1,864.00	27.11	27.27	-13.73	-13.63
	ii) Freight on commodity imports - sea	280.34	2,847.00	189.30	1,920.00	185.03	1,877.00	48.09	48.28	51.51	51.68
	iii) Charter of Aircrafts with crew	7.88	80.00	0.79	8.00	147.38	1,495.00	897.47	900.00	-94.65	-94.65
	iv) Freight on commodity imports- air	147.41	1,497.00	228.94	2,322.00	97.30	987.00	-35.61	-35.53	51.50	51.67
	v) Oper. Exp. of Pak rail/road transport	0.00	0.00	2.96	30.00	0.00	0.00	-100.00	-100.00	0.00	0.00
	vi) Passage earnings of Foreign air lines	4,037.18	41,000.00	4,042.38	41,000.00	3,154.55	32,000.00	-0.13	0.00	27.98	28.13
	vii) 8 % freight on cash imports	20,626.78	209,477.20	21,765.57	220,758.00	19,580.73	198,628.00	-5.23	-5.11	5.34	5.46
	ix) Freight on Foreign Economic Assistance	1,199.22	12,178.80	0.00	0.00	1,134.41	11,508.00	100.00	100.00	5.71	5.83
	x) Pak air /Shipping Cos expenses	4,031.28	40,940.00	3,247.71	32,940.00	2,249.78	22,822.00	24.13	24.29	79.19	79.39
B	TRAVEL	8,643.61	87,781.00	9,694.52	98,327.00	7,105.61	72,080.00	-10.84	-10.73	21.64	21.78
	i) Official travel -Business	90.39	918.00	135.07	1,370.00	93.35	947.00	-33.08	-32.99	-3.17	-3.06
	ii) Commercial Travel-Business	1.67	17.00	70.50	715.00	1.77	18.00	-97.63	-97.62	-5.65	-5.56
	iii) Non-official-Business	13.19	134.00	4.73	48.00	25.73	261.00	178.86	179.17	-48.74	-48.66
	iv) Medical - Personal Travel	13.98	142.00	11.93	121.00	4.34	44.00	17.18	17.36	222.12	222.73
	v) Students and trainees	1,495.73	15,190.00	1,615.77	16,388.00	700.11	7,102.00	-7.43	-7.31	113.64	113.88
	vi) Holiday (on recreational tours abroad)	1,629.45	16,548.00	2,285.43	23,180.00	1,222.29	12,399.00	-28.70	-28.61	33.31	33.46
	vii) Religious travel - Hajj	341.78	3,471.00	0.00	0.00	0.00	0.00	100.00	100.00	100.00	100.00
	viii) Religious travel - other - By air	0.00	0.00	0.00	0.00	0.00	0.00	0.00	0.00	0.00	0.00
	ix) Religious travel - other - By land	0.00	0.00	0.00	0.00	0.00	0.00	0.00	0.00	0.00	0.00
	x) Salary of officials on leave abroad	0.89	9.00	0.30	3.00	0.00	0.00	196.67	200.00	100.00	100.00
	xi) Payments through Exchange Cos.	4,824.93	49,000.00	5,521.30	56,000.00	5,027.56	51,000.00	-12.61	-12.50	-4.03	-3.92
	xii) Others	231.60	2,352.00	49.49	502.00	30.46	309.00	367.97	368.53	660.34	661.17
C	COMMUNICATION SERVICES	2,010.02	20,413.00	887.06	8,997.00	2,455.92	24,913.00	126.59	126.89	-18.16	-18.06
	i) Postal and courier services	17.23	175.00	15.38	156.00	50.87	516.00	12.03	12.18	-66.13	-66.09
	ii) Telecommunication services	1,992.79	20,238.00	871.68	8,841.00	2,405.05	24,397.00	128.61	128.91	-17.14	-17.05
D	CONSTRUCTION SERVICES	186.50	1,894.00	1,057.13	10,722.00	12.91	131.00	-82.36	-82.34	1344.62	1345.80
	i) Construction services	186.50	1,894.00	1,057.13	10,722.00	12.91	131.00	-82.36	-82.34	1344.62	1345.80
E	INSURANCE SERVICES	1,228.89	12,480.00	1,554.40	15,765.00	1,262.28	12,805.00	-20.94	-20.84	-2.65	-2.54
	i) Treaties and standing open cover-life	15.26	155.00	10.75	109.00	4.93	50.00	41.95	42.20	209.53	210.00
	ii) Surplus funds of foreign insurance cos.	0.00	0.00	0.00	0.00	0.00	0.00	0.00	0.00	0.00	0.00
	iii) Rev. surplus funds of f. Ins. Cos. -life	0.00	0.00	0.00	0.00	0.00	0.00	0.00	0.00	0.00	0.00
	iv) Insurance P & I Club	408.04	4,144.00	432.19	4,383.00	337.24	3,421.00	-5.59	-5.45	20.99	21.13
	v) Treaties and standing open cover-marine	14.08	143.00	80.75	819.00	24.84	252.00	-82.56	-82.54	-43.32	-43.25
	vi) Accidental and health insurance services	0.00	0.00	0.00	0.00	85.37	866.00	0.00	0.00	-100.00	-100.00
	vii) Motor vehicle insurance	26.09	265.00	0.00	0.00	0.00	0.00	100.00	100.00	100.00	100.00
	viii) Surplus fund of foreign insurance Cos- Marine	0.00	0.00	0.00	0.00	0.00	0.00	0.00	0.00	0.00	0.00
	ix) Marine, aviation & other transport ins.	11.82	120.00	0.00	0.00	0.00	0.00	100.00	100.00	100.00	100.00
	x) Facultative reinsurance-life	159.62	1,621.00	109.93	1,115.00	141.56	1,436.00	45.20	45.38	12.76	12.88
	xi) Facultative reinsurance-marine	219.29	2,227.00	713.14	7,233.00	240.73	2,442.00	-69.25	-69.21	-8.91	-8.80
	xii) Other non-life reinsurance services	235.63	2,393.00	202.22	2,051.00	301.56	3,059.00	16.52	16.67	-21.86	-21.77
	xiii) Auxiliary services	5.81	59.00	5.42	55.00	0.00	0.00	7.20	7.27	100.00	100.00
	xiv) Insurance under Foreign Economic Assistance	133.25	1,353.00	0.00	0.00	126.05	1,279.00	#DIV/0!	#DIV/0!	5.71	5.79

* Provisional

Source:- State Bank of Pakistan

** Revised by SBP

10.24 Import of Services by Sectors (Detail) (Monthly)

SL N o.	Description	Rs. in Millions Dollars in Thousands									
		* June, 2014		** May, 2014		June, 2013		% Change in June, 2014 over			
		Rs	\$	Rs	\$	Rs	\$	May, 2014		June, 2013	
						Rs	\$	Rs	\$		
F	FINANCIAL SERVICES	838.65	8,517.00	738.67	7,492.00	660.49	6,700.00	13.54	13.68	26.97	27.12
	i) Bank commission and charges	796.11	8,085.00	659.40	6,688.00	569.00	5,772.00	20.73	20.89	39.91	40.07
	ii) Remittances for guarantees involved	18.61	189.00	56.40	572.00	21.10	214.00	-67.00	-66.96	-11.80	-11.68
	iii) Others financial services	23.93	243.00	22.87	232.00	70.39	714.00	4.63	4.74	-66.00	-65.97
G	COMPUTER AND INFORMATION SERVICES	1,733.42	17,604.00	1,154.15	11,706.00	1,381.89	14,018.00	50.19	50.38	25.44	25.58
	i) Hardware consultancy services	0.00	0.00	0.59	6.00	5.03	51.00	-100.00	-100.00	-100.00	-100.00
	ii) Software consultancy services	1,287.17	13,072.00	791.32	8,026.00	895.00	9,079.00	62.66	62.87	43.82	43.98
	iii) Maintenance & repairs of computer	40.86	415.00	33.92	344.00	19.81	201.00	20.46	20.64	106.26	106.47
	iv) Export of Computer Software	145.83	1,481.00	84.79	860.00	79.36	805.00	71.99	72.21	83.76	83.98
	v) Other computer services	120.62	1,225.00	140.30	1,423.00	183.56	1,862.00	-14.03	-13.91	-34.29	-34.21
	vi) Earnings of journalists / authors	53.07	539.00	30.27	307.00	77.98	791.00	75.32	75.57	-31.94	-31.86
	vii) Subscription to news papers/periodicals	81.73	830.00	70.50	715.00	115.73	1,174.00	15.93	16.08	-29.38	-29.30
	viii) News agents and correspondents	4.14	42.00	2.46	25.00	5.42	55.00	68.29	68.00	-23.62	-23.64
H	ROYALTIES AND LICENSE FEES	2,755.33	27,982.00	2,762.03	28,014.00	1,072.94	10,884.00	-0.24	-0.11	156.80	157.09
	i) Royalties and trade marks	2,755.33	27,982.00	2,762.03	28,014.00	1,072.94	10,884.00	-0.24	-0.11	156.80	157.09
	ii) Exchange cos.	0.00	0.00	0.00	0.00	0.00	0.00	0.00	0.00	0.00	0.00
I	OTHER BUSINESS SERVICES	12,350.84	125,430.00	11,907.20	120,769.00	12,035.28	122,087.00	3.73	3.86	2.62	2.74
	i) Merchanting services	19.69	200.00	14.30	145.00	19.22	195.00	37.69	37.93	2.45	2.56
	ii) Charter of ships without crew-op. leasing	462.11	4,693.00	244.12	2,476.00	85.57	868.00	89.30	89.54	440.04	440.67
	iii) Charter of air crafts without crew - op. leasing	382.45	3,884.00	299.93	3,042.00	110.01	1,116.00	27.51	27.68	247.65	248.03
	iv) Legal services	95.51	970.00	172.74	1,752.00	62.40	633.00	-44.71	-44.63	53.06	53.24
	v) A/c, audit, bookkeeping, tax cons. Ser.	3.25	33.00	0.79	8.00	0.39	4.00	311.39	312.50	733.33	725.00
	vi) Buss. & Mang. consult., and public rel.	294.32	2,989.00	371.41	3,767.00	510.64	5,180.00	-20.76	-20.65	-42.36	-42.30
	vii) Agency commission	1,247.10	12,665.00	1,266.65	12,847.00	1,693.89	17,183.00	-1.54	-1.42	-26.38	-26.29
	viii) Printing charges of security documents	190.04	1,930.00	523.44	5,309.00	0.89	9.00	-63.69	-63.65	21252.81	21344.44
	ix) Processing and repair fees	1.58	16.00	3.45	35.00	8.87	90.00	-54.20	-54.29	-82.19	-82.22
	x) Adv., market res., & public opin. Poll.	249.62	2,535.00	393.20	3,988.00	370.17	3,755.00	-36.52	-36.43	-32.57	-32.49
	xi) Research and development Services	18.02	183.00	13.11	133.00	7.79	79.00	37.45	37.59	131.32	131.65
	xii) Architect., eng., and technical services	2,156.55	21,901.00	867.24	8,796.00	1,277.79	12,962.00	148.67	148.99	68.77	68.96
	xiii) Agri., mining, & on-site proc. services	4.53	46.00	0.00	0.00	0.10	1.00	100.00	100.00	4430.00	4500.00
	xiv) Receipt of sec. Deposits with tenders	0.00	0.00	0.00	0.00	0.00	0.00	0.00	0.00	0.00	0.00
	xv) Payments to journalists	11.03	112.00	1.97	20.00	1.18	12.00	459.90	460.00	834.75	833.33
	xvi) Technical fees to foreigners	3,789.93	38,489.00	2,031.84	20,608.00	4,125.36	41,848.00	86.53	86.77	-8.13	-8.03
	xvii) Miscellaneous services, n.s.e.	749.34	7,610.00	2,818.13	28,583.00	1,339.70	13,590.00	-73.41	-73.38	-44.07	-44.00
	xviii) Exchange Cos	2,757.10	28,000.00	2,859.25	29,000.00	2,760.23	28,000.00	-3.57	-3.45	-0.11	0.00
	xix) Refund	-81.33	-826.00	25.63	260.00	-338.92	-3,438.00	-417.32	-417.69	-76.00	-75.97
J	PERSONAL, CULTURAL, AND RECREATIONAL SER	138.44	1,406.00	91.69	930.00	16.96	172.00	50.99	51.18	716.27	717.44
	i) Audiovisual & related serv.-P.C.R serv.	116.19	1,180.00	78.97	801.00	8.08	82.00	47.13	47.32	1338.00	1339.02
	ii) Payment to professional artists	0.00	0.00	0.00	0.00	2.37	24.00	0.00	0.00	-100.00	-100.00
	iii) Other personal, cult., & rec. services	22.25	226.00	12.72	129.00	6.51	66.00	74.92	75.19	241.78	242.42
K	GOVERNMENT SERVICES, n.i.e.	6,110.73	62,058.00	2,475.62	25,109.00	9,720.65	98,607.00	146.84	147.15	-37.14	-37.07
	i) Foreign Missions	467.33	4,746.00	8.77	89.00	24.25	246.00	5228.73	5232.58	1827.13	1829.27
	ii) Military units and agencies	0.00	0.00	46.64	473.00	16.56	168.00	-100.00	-100.00	-100.00	-100.00
	iii) Govt. remitt. not specified elsewhere.	1,882.71	19,120.00	864.68	8,770.00	602.32	6,110.00	117.73	118.02	212.58	212.93
	iv) Remittances to Int. Organizations.	162.18	1,647.00	306.83	3,112.00	514.78	5,222.00	-47.14	-47.08	-68.50	-68.46
	v) Payment through int. bodies (Rs. A/c)	0.00	0.00	0.00	0.00	5,584.83	56,653.00	0.00	0.00	-100.00	-100.00
	vi) Expenditure of Pak Diplomatic Mission abroad	1,247.10	12,665.00	1,248.70	12,665.00	1,075.94	10,914.00	-0.13	0.00	15.91	16.04
	vii) Technical Assistance	2,351.41	23,880.00	0.00	0.00	1,901.97	19,294.00	100.00	100.00	23.63	23.77

* Provisional

Source:- State Bank of Pakistan

** Revised by SBP

10.25 Import of Services by Sectors (Detail) (Cumulative)

Rs. in Millions
Dollars in Thousands

SL. No.	Description	* July - June 2013 - 2014		July - June 2012 - 2013		% Change in July - June, 2013 - 2014 over July - June, 2012 - 2013	
		Rs	\$	Rs	\$	Rs	\$
	<u>Import of Services</u>	801,860.55	7,795,716.00	793,653.06	8,205,065.00	1.03	-4.99
A	Transportation	391,603.02	3,807,178.00	318,364.44	3,291,364.00	23.00	15.67
	i) Charter of Pak ships with crew	2,878.10	27,981.00	1,352.92	13,987.00	112.73	100.05
	ii) Freight on commodity imports - sea	3,577.03	34,776.00	1,274.57	13,177.00	180.65	163.91
	iii) Charter of Aircrafts with crew	37.34	363.00	830.11	8,582.00	-95.50	-95.77
	iv) Freight on commodity imports- air	2,053.89	19,968.00	1,423.73	14,719.00	44.26	35.66
	v) Oper. Exp. of Pak rail/road transport	23.04	224.00	21.86	226.00	5.40	-0.88
	vi) Passage earnings of Foreign air lines	76,424.33	743,000.00	41,109.06	425,000.00	85.91	74.82
	vii) 8 % freight on cash imports	258,792.01	2,515,985.00	227,964.34	2,356,776.00	13.52	6.76
	ix) Freight on Foreign Economic Assistance	8,359.49	81,271.00	16,959.01	175,328.00	-50.71	-53.65
	x) Pak air /Shipping Cos expenses	39,457.79	383,610.00	27,428.84	283,569.00	43.86	35.28
B	TRAVEL	108,938.11	1,059,100.00	119,218.51	1,232,523.00	-8.62	-14.07
	i) Official travel -Business	1,345.91	13,085.00	1,388.62	14,356.00	-3.08	-8.85
	ii) Commercial Travel-Business	92.26	897.00	36.66	379.00	151.66	136.68
	iii) Non-official-Business	92.98	904.00	971.43	10,043.00	-90.43	-91.00
	iv) Medical - Personal Travel	107.80	1,048.00	175.08	1,810.00	-38.43	-42.10
	v) Students and trainees	8,968.60	87,193.00	6,112.29	63,191.00	46.73	37.98
	vi) Holiday (on recreational tours abroad)	20,357.78	197,919.00	17,974.53	185,827.00	13.26	6.51
	vii) Religious travel - Hajj	13,020.22	126,583.00	17,091.12	176,694.00	-23.82	-28.36
	viii)Religious travel - other - By air	0.00	0.00	0.19	2.00	-100.00	-100.00
	ix) Religious travel - other - By land	0.62	6.00	0.00	0.00	100.00	100.00
	x) Salary of officials on leave abroad	1.23	12.00	1.64	17.00	-25.00	-29.41
	xi)Payments through Exchange Cos.	62,538.35	608,000.00	73,706.13	762,000.00	-15.15	-20.21
	xii)Others	2,412.36	23,453.00	1,760.82	18,204.00	37.00	28.83
C	COMMUNICATION SERVICES	17,890.08	173,928.00	19,881.70	205,544.00	-10.02	-15.38
	i) Postal and courier services	526.43	5,118.00	601.55	6,219.00	-12.49	-17.70
	ii) Telecommunication services	17,363.65	168,810.00	19,280.15	199,325.00	-9.94	-15.31
D	CONSTRUCTION SERVICES	4,176.80	40,607.00	964.85	9,975.00	332.90	307.09
	i) Construction services	4,176.80	40,607.00	964.85	9,975.00	332.90	307.09
E	INSURANCE SERVICES	22,823.14	221,887.00	25,168.80	260,204.00	-9.32	-14.73
	i) Treaties and standing open cover-life	466.05	4,531.00	589.75	6,097.00	-20.97	-25.68
	ii) Surplus funds of foreign insurance cos.	6.07	59.00	0.00	0.00	100.00	100.00
	iii) Rev. surplus funds of f. Ins. Cos. -life	7.51	73.00	9.48	98.00	-20.78	-25.51
	iv) Insurance P & I Club	5,158.73	50,153.00	4,380.58	45,288.00	17.76	10.74
	v) Treaties and standing open cover-marine	1,365.66	13,277.00	1,324.39	13,692.00	3.12	-3.03
	vi) Accidental and health insurance services	985.29	9,579.00	976.94	10,100.00	0.85	-5.16
	vii) Motor vehicle insurance	29.52	287.00	9.38	97.00	214.71	195.88
	viii)Surplus fund of foreign insurance Cos- Marine	26.33	256.00	220.34	2,278.00	-88.05	-88.76
	ix) Marine,aviation & other transport ins.	104.81	1,019.00	26.12	270.00	301.26	277.41
	x) Facultative reinsurance-life	3,693.36	35,907.00	2,193.87	22,681.00	68.35	58.31
	xi)Facultative reinsurance-marine	5,150.05	50,069.00	5,113.97	52,870.00	0.71	-5.30
	xii)Other non-life reinsurance services	4,263.61	41,451.00	8,397.86	86,820.00	-49.23	-52.26
	xiii) Auxiliary services	637.32	6,196.00	66.45	687.00	859.10	801.89
	xiv)Insurance under Foreign Economic Assistance	928.83	9,030.00	1,859.67	19,226.00	-50.05	-53.03

* Provisional

Source:- State Bank of Pakistan

** Revised by SBP

10.25 Import of Services by Sectors (Detail) (Cumulative)

Rs. in Millions
Dollars in Thousands

SL. No.	Description	* July - June 2013 - 2014		July - June 2012 - 2013		% Change in July - June, 2013 - 2014 over July - June, 2012 - 2013	
		Rs	\$	Rs	\$	Rs	\$
F	FINANCIAL SERVICES	18,832.58	183,091.00	11,602.23	119,948.00	62.32	52.64
	i) Bank commission and charges	17,458.90	169,736.00	10,967.80	113,389.00	59.18	49.69
	ii) Remittances for guarantees involved	589.69	5,733.00	82.31	851.00	616.43	573.68
	iii) Others financial services	783.99	7,622.00	552.12	5,708.00	42.00	33.53
G	COMPUTER AND INFORMATION SERVICES	18,295.33	177,868.00	19,611.26	202,748.00	-6.71	-12.27
	i) Hardware consultancy services	146.06	1,420.00	352.09	3,640.00	-58.52	-60.99
	ii) Software consultancy services	12,559.51	122,104.00	13,217.39	136,646.00	-4.98	-10.64
	iii) Maintenance & repairs of computer	666.22	6,477.00	595.07	6,152.00	11.96	5.28
	iv) Export of Computer Software	1,705.71	16,583.00	2,010.09	20,781.00	-15.14	-20.20
	v) Other computer services	1,380.88	13,425.00	1,849.33	19,119.00	-25.33	-29.78
	vi) Earnings of journalists / authors	818.96	7,962.00	759.21	7,849.00	7.87	1.44
	vii) Subscription to news papers/periodicals	962.14	9,354.00	785.42	8,120.00	22.50	15.20
	viii) News agents and correspondents	55.85	543.00	42.66	441.00	30.92	23.13
H	ROYALTIES AND LICENSE FEES	16,151.15	157,022.00	13,766.80	142,326.00	17.32	10.33
	i) Royalties and trade marks	16,151.15	157,022.00	13,766.80	142,326.00	17.32	10.33
	ii) Exchange cos.	0.00	0.00	0.00	0.00	0.00	0.00
I	OTHER BUSINESS SERVICES	152,860.71	1,486,117.00	173,097.12	1,789,539.00	-11.69	-16.96
	i) Merchanting services	191.11	1,858.00	112.49	1,163.00	69.89	59.76
	ii) Charter of ships without crew-op. leasing	4,022.00	39,102.00	3,723.13	38,491.00	8.03	1.59
	iii) Charter of air crafts without crew - op. leasing	4,610.25	44,821.00	2,719.68	28,117.00	69.51	59.41
	iv) Legal services	1,085.68	10,555.00	316.10	3,268.00	243.46	222.98
	v) A/c, audit, bookkeeping, tax cons. Ser.	119.83	1,165.00	76.32	789.00	57.01	47.66
	vi) Buss. & Mang. consult., and public rel.	2,624.66	25,517.00	2,515.29	26,004.00	4.35	-1.87
	vii) Agency commission	19,150.52	186,182.00	18,789.07	194,248.00	1.92	-4.15
	viii) Printing charges of security documents	752.52	7,316.00	11.12	115.00	6667.27	6261.74
	ix) Processing and repair fees	80.74	785.00	185.43	1,917.00	-56.46	-59.05
	x) Adv., market res., & public opin. Poll.	4,082.79	39,693.00	2,791.74	28,862.00	46.25	37.53
	xi) Research and development Services	145.44	1,414.00	406.74	4,205.00	-64.24	-66.37
	xii) Architect., eng., and technical services	30,425.11	295,794.00	21,520.55	222,487.00	41.38	32.95
	xiii) Agri., mining, & on-site proc. services	173.73	1,689.00	9.00	93.00	1830.33	1716.13
	xiv) Receipt of sec. Deposits with tenders	1.85	18.00	3.29	34.00	-43.77	-47.06
	xv) Payments to journalists	52.56	511.00	23.70	245.00	121.77	108.57
	xvi) Technical fees to foreigners	29,706.54	288,808.00	46,016.23	475,732.00	-35.44	-39.29
	xvii) Miscellaneous services, n.s.e.	24,406.83	237,284.00	45,399.69	469,358.00	-46.24	-49.44
	xviii) Exchange Cos	34,354.95	334,000.00	30,469.07	315,000.00	12.75	6.03
	xix) Refund	-3,126.40	-30,395.00	-1,991.52	-20,589.00	56.99	47.63
J	PERSONAL, CULTURAL, AND RECREATIONAL SERV	716.41	6,965.00	425.50	4,399.00	68.37	58.33
	i) Audiovisual & related serv.-P.C.R serv.	448.36	4,359.00	231.37	2,392.00	93.78	82.23
	ii) Payment to professional artists	0.00	0.00	2.32	24.00	0.00	0.00
	iii) Other personal, cult., & rec. services	268.05	2,606.00	191.81	1,983.00	39.75	31.42
K	GOVERNMENT SERVICES, n.i.e.	49,573.22	481,953.00	91,551.85	946,495.00	-45.85	-49.08
	i) Foreign Missions	5,588.85	54,335.00	6,445.71	66,638.00	-13.29	-18.46
	ii) Military units and agencies	338.61	3,292.00	355.76	3,678.00	-4.82	-10.49
	iii) Govt. remitt. not specified elsewhere.	12,000.88	116,673.00	10,915.08	112,844.00	9.95	3.39
	iv) Remittances to Int. Organizations.	3,731.63	36,279.00	5,147.34	53,215.00	-27.50	-31.83
	v) Payment through int. bodies (Rs. A/c)	0.00	0.00	34,703.59	358,778.00	-100.00	-100.00
	vi) Expenditure of Pak Diplomatic Mission abroad	12,664.74	123,127.00	10,681.63	110,430.00	18.57	11.50
	vii) Technical Assistance	15,248.51	148,247.00	23,302.74	240,912.00	-34.56	-38.46

* Provisional

Source:- State Bank of Pakistan

** Revised by SBP

REGIONAL AND FIELD OFFICES OF PAKISTAN BUREAU OF STATISTICS

PUNJAB

Chief Statistical Officer,

Regional Office,
Pakistan Bureau of Statistics,
Gul Plaza, (1st & 2nd Floor),
I.J. Principal Road,
Near Pindora Chungi,
Rawalpindi

Phone: 051- 4411528

Fax 051 - 4410474

Statistical Officer (I/C),

Regional Office,
Pakistan Bureau of Statistics,
USAID Building,
Gurumangat Road,
Gulberg-III,
Lahore.

Phone & Fax:042-99263266

Email:lhrfbs@lhr.comsats.net.pk

Statistical Officer (I/C),

Regional Office,
Pakistan Bureau of Statistics,
House # 20, Block-T,
New Multan Colony, Rahim Chowk,
Masoom Shah Road,
Multan.

Phone & Fax:061-9220177

E-mail:muxfbs@brain.net.pk

Chief Statistical Officer,

Regional Office,
Pakistan Bureau of Statistics,
51-A, Satellite Town,
Gujranwala.

Phone & Fax: 055-9200418

Chief Statistical Officer,

Regional Office,
Pakistan Bureau of Statistics,
House # 04, Rehman Town,
Satyana Road,
Faisalabad.

Phone & Fax: 041-9220049

E-mail:fsdfbs@fsd.comsats.net.pk

Chief Statistical Officer,

Regional Office,
Pakistan Bureau of Statistics,
House # 100/27-C, Zaidi Road,
Satellite Town,
Sargodha

Phone & Fax:048-3220004

Chief Statistical Officer,

Regional Office,
Pakistan Bureau of Statistics,
House # 25/B.K.,
Satellite Town,
Bahawalpur.

Phone & Fax: 062-9250026

Statistical Officer(I/C),

Field Office,
Pakistan Bureau of Statistics,
Capital Road,
Near Masjid Abdur Rashid
Jinnah Town,
Sialkot.

Phone & Fax: 052 - 4262644

E-mail:sktfbs@skt.comsats.net.pk

Statistical Officer(I/C),

Field Office,
Pakistan Bureau of Statistics,
Building # 09-D-3(X)
Amar Colony,
Jhang Saddar.

Phone & Fax: 047-9200194

Statistical Officer(I/C),

Field Office.
Pakistan Bureau of Statistics,
House at Khasra #51/11/1/3/2
(G.F), Chak#9/W.B.(Behind
Cooperative Workshop),
Burawala Road,
Vehari.

Phone & Fax: 067-3364219

Statistical Officer (I/C),

Field Office,
Pakistan Bureau of Statistics,
House # 213/ D,
Mohallah Mir Abdullah Khan Rokri,
Mianwali.

Phone: 045-9231626

Fax: 045-9233700

Statistical Officer (I/C),

Field Office,
Pakistan Bureau of Statistics,
House # 79(GF), Block#C,
Street # 2, Khyaban-e-Sarwar,
Dera Ghazi Khan.

Phone: 064-9239056

Statistical Officer(I/C),

Field Office,
Pakistan Bureau of Statistics,
House # 7, (G.F.), Street #1,
Azam Town, Mud Darbari,
Rahim Yar Khan.

Phone & Fax: 068-5871754

Statistical Officer (I/C),

Field Office,
Pakistan Bureau of Statistics,
House # 43 B-7, Gulistan Colony,
Near Govt. Girls College
Sahiwal.

Phone: 040-9200242

Statistical Officer(I/C),

Field Office,
Pakistan Bureau of Statistics,
Building # 192, Khan Baba Road,
Bahawalnagar.

Phone & Fax: 063-9240049

SINDH:**Chief Statistical Officer,**

Regional Office,
Pakistan Bureau of Statistics,
1-B, S.M.C.H. Society
Karachi.

Phone & Fax: 021- 34557933

Email:khifbs@khi.comsats.net.pk

Chief Statistical Officer,

Regional Office,
Pakistan Bureau of Statistics,
Bungalow # A-46, G.O.R. Colony,
Unit # 1, Latifabad,
Hyderabad.

Fax & Phone: 022-9200641

Chief Statistical Officer,

Regional Office,
Pakistan Bureau of Statistics,
Bungalow # 10-A,
Professor Housing Society,
Shikarpur Road,
Sukkur.

Phone & Fax: 071-5807132

Chief Statistical Officer,
Regional Office,
Pakistan Bureau of Statistics,
Building # 45/17, Ward "C",
Near Shah Latif Market,
Lohari Mohallah,
Larkana.
(Phone: 074-9410010)
Fax:074-4054438

Statistical Officer(I/C),
Field Office,
Pakistan Bureau of Statistics,
House # 180,
Um-e-Hain, Near satari
Cotton Factory, Ring Road
Mirpur Khas.
Phone & Fax: -0233-923096

Statistical Officer(I/C),
Field Office,
Pakistan Bureau of Statistics,
House # 68, Mubariak Colony,
Jam sahib Road,
Nawabshah.
Phone & Fax: 0244-9370311

Statistical Officer(I/C),
Field Office,
Pakistan Bureau of Statistics,
House # 199 Marakhpur,
Opp. DHO Office,
Sehwan Road, Dadu Town,
Dadu.
Phone & Fax: 025-9200345

Statistical Officer(I/C),
Field Office,
Pakistan Bureau of Statistics,
House # 292-I, 1st Family line,
Shah Abdul Latif Road,
Near Rifil Naka,
Jacobabad.
Phone : 0722-653403

KHYBER PAKHTOON KHWA

Chief Statistical Officer,
Regional Office,
Pakistan Bureau of Statistics,
State Life Insurance Building,
2nd Floor, 34-The Mall,
Peshawar Cantt.
Phone: 091-9213097
Fax – 091-9213098
E-mail: pshfbs@pes.comsats.net.pk

Chief Statistical Officer,
Regional Office,
Pakistan Bureau of Statistics,
Building #558-D,
Mohallah Ghazni Khel,
Bannu.
Phone & Fax: 0928-9270191

Statistical Officer (I/C),
Regional Office,
Pakistan Bureau of Statistics,
Shams-ur-Rehman Building,
Near Nadra Office, Rahimabad,
G.T. Road,
Mingora/Swat.
Phone: 0946-9240283

Chief Statistical Officer,
Regional Office,
Pakistan Bureau of Statistics,
Bungalow # 896, Mansehra Road,
Post office Jhangi,
Abbottabad.
Phone & Fax: 0992-9310231

Chief Statistical Officer,
Regional Office,
Pakistan Bureau of Statistics,
House # A-3,
Shah Jhan Sheed Town,
Near Coach Adda of Bannu
Dera Ismail Khan.
Phone:0966-9280279

BALOCHISTAN:

Chief Statistical Officer,
Regional Office,
Pakistan Bureau of Statistics,
Chandio House No.2,
Arbab Karam Khan Road,
Near Elementary College,
Quetta.
Phone: 081-9239804
Fax:081-2471126

Statistical Officer(I/C),
Field Office,
Pakistan Bureau of Statistics,
Dak Khana Road, Near Civil Hospital,
Singani Sar,
Turbat.
Phone: 0852-412267
Fax:0852-413383

Statistical Officer (I/C),
Field Office,
Pakistan Bureau of Statistics,
Haroon Market,
Opp: Girls High School,
Hospital Road,
Khuzdar.
Phone & Fax: 0848-412760

Statistical Officer (I/C),
Field Office,
Pakistan Bureau of Statistics,
Building # 2-II/E,
Hazara Mohallah,
Loralai.
Phone & Fax: 0824-660560

NORTHERN AREAS:

Statistical Officer (I/C),
Field Office,
Pakistan Bureau of Statistics,
Madina Supper Market,
Near Taj Hotel,
Gilgit.
Phone & Fax: 05811-920762

AZAD KASHMIR:

Chief Statistical officer,
Regional Office,
Pakistan Bureau of Statistics,
Street # 13, D-38,
Upper Chattar Housing Scheme
Muzaffarabad.
Phone & Fax: 05822-921113

SYMBOLS, ABBREVIATIONS AND CONVERSION

E	Estimated	LTR.	Litre	One Metric Ton	2004	Lbs.
P/*	Provisional, Preliminary	LUNGI	A kind of cloth		1000	Kgs
R/r	Revised	MALTA &		One Ton	1.0160	M.Tons
-	Nil	MOSAMBI	A variety of Orange	(2240 Lbs.)	27.22	Maunds
..	Negligible	MED.	Medium		1016.04	Kgs.
...	Not available	MG.	Milligram		1.0610	M. Tons
%	Percentage	MMCFT.	Million cubic feet	One Pound	0.4536	Hundred weight
Admn	Administration	MN.	Million		16	Kg.
ALOOCHA	A kind of fruit	M/o.	Ministry of	One Ounce	0.4861	Oz.
ARVI	A type of root vegetable	MTR.	Meter		28.35	Seer
AV.	Average	MT.	Metric Ton	One Kilogram	2.2046	Lbs.
BABUL	A kind of fire wood	ML.	Milliliter		0.0197	Hundred weight
BBLS.	Barrels	NES.	Not else where specified		0.0268	Maund
BIRYANI	A dish of rice prepared	NO.	Number	One Hundred weight	1.0717	Seers
BOT.	Bottle	NR.	Not reported	(112 Lbs.)	50.8932	Kgs.
CAP.	Capsule	N.S.	Not specified	One Gram	1.3610	Maunds
CFT.	Cubic feet	PKT.	Packet	One Tonne	0.0857	Tola
CH.	Charge	PC.	Piece		0.9842	Long Ton
CHAPATI	A kind of bread	QLTY.	Quality	One Bale (Cotton)	1.1023	Short Ton
CIG.	Cigarette	QTY.	Quantity	(375 Lbs.)	170.0971	Kilograms
Comm.	Communication	RASGULLA	A form of sweetmeat		4.5571	Maunds
CRT.	Carton / Crate	R.P.M.	Revolution per minute			
CUM./CM.	Cubic meter	RS.	Rupees	One Imperial (Gallon)	4.5435	Ltrs.
DESI.	Indigenous	SAMOSA	A form of patty	One Litre	0.2199	Imperial Gallon
Distt.	Distribution	SHAL.	Shalwar			
DOZ	Dozen	SHEESHAM	A variety of sup. Qty. Wood.			
ENG.	English	Sq.	Square	One Mile	1.6093	Kms.
EX.	Exercise	SQM.	Square meter		1760	Yards
GLS.	Glass	SUP.	Superior	One Yard	0.9144	Meter
GM.	Gram	STND.	Standard	One Foot	0.3048	Meter
H.OP.	Hand operated	SQFT.	Square feet	One Kilometer	0.6214	mile
HP.	Horse power	SYN.	Synthetic	One Meter	1.0936	Yards
INJ.	Injection	THNO.	Thousand number	One Square Mile	2.5899	Sq. Kilometer
KHADDI	Hand-loom	TAB.	Table		640	Acres
KIKAR	A kind of fire wood	TANDOORI	Oven-Baked	One Acre	258.9984	Hectares
KG.	Kilogram	TKT.	Ticket		.4074	Hectare
KM.	Kilometer	TL.	Tube light		4840	Sq. Yards.
KORMA	A variety of meat curry	TOTA.	Broken rice	One Square Kilometer	0.3861	Sq. Mile
KWH.	Kilowatt / hour	UNI.	Uniform		100	Hectares
LB.	Pound	Urd.	Urdu	One Hectare	2.4711	Acres
		VEG.	Vegetable	One Square Yards	0.8361	Sq. meter.
		W.	Watt	One Cubic Meter	35.3147	Cubic feet

LIQUID

LENGTH

SELECTED PUBLICATIONS OF PAKISTAN BUREAU OF STATISTICS

01. Monthly Bulletin of Statistics
 02. Review of Foreign Trade
 03. Pakistan Statistical Pocket Book
 04. Pakistan Statistical Yearbook
 05. Foreign Trade Statistics of Pakistan Imports (two volumes)
 06. Foreign Trade Statistics of Pakistan Exports (one volume)
 07. Labour Force Survey
 08. Brochure of National Accounts
 09. Pakistan Demographic Survey
 10. Census of Manufacturing Industries
 11. Survey of Small Household Manufacturing Industries
 12. Rent Survey of Dwellings
 13. Socio Economic Indicators at District Level
(Punjab, Sindh, Khyber Pakhtoon Khwa & Balochistan)
 14. Census of Private Educational Institutions in Pakistan
 15. Census of Software Industry and related services of Pakistan
 16. Supply & Use Table of Pakistan
 17. Mechanized Road Transport Survey
 18. Survey of Private Recreational, Cultural & Entertainment Services
 19. Survey of Private Laundry, Dry Cleaning & Dyeing Services
 20. Survey of Private Medical, Dental & Other Health Services
 21. Survey of Private Educational Services
 22. Pakistan, 2000 – An Official Hand Book on Statistics
 23. 50 Years of Pakistan in Statistics (Four Volumes)
 24. Pakistan Social & Living Standard Measurement Survey National/Provincial
 25. Household Integrated Economic Survey (HIES) National/Provincial
-

SALE CENTERS WHERE PAKISTAN BUREAU OF STATISTICS PUBLICATIONS ARE AVAILABLE

ISLAMABAD

6 – Mauve Area, G-8/4.
Taleemi Chowk
Phone # 051 - 926 11 25
051 - 226 13 72

RAWALPINDI

NBF Book Shop
178-B, Sarwar Road,
Rawalpindi Cantt.
Phone # 051 – 927 25 30

WAH CANTT

NBF Book Shop
Central Library Premises
Phone # 051- 931 40 04

LAHORE

NBF Book Shop
56/57 Shadman Colony,
Shadman Market,
Phone # 042 – 755 01 61 &
753 03 29
Fax # 042 – 758 77 35

FAISALABAD

NBF Book Shop
Shop No.10,
Hashmi Hall Shopping Centre,
University of Agriculture,
Phone # 041 – 264 81 79

MULTAN

NBF Book Shop
Plot # 4-5-6, M.D.A. Road,
Near Multan Art Council
Phone # 061 – 920 12 81

BAHAWALPUR

NBF Book Shop
Quaid-e-Azam Medical College,
Near Library.
Cell # 0301 – 724 76 13

PESHAWAR

NBF Book Shop
Phase-V, Sector B-2,
Plot No.36-37,
Hayatabad.
Phone # 091 – 589 27 44
921 72 73
Fax # 091 921 72 73

NBF Book Shop

48/D, F-6, Jamrud Road,
University Town,
Phone # 091 – 921 69 03
Fax # 091 – 921 69 04

BANNU

Old Municipal Library Premises,
Near to Qazi Muhib Stadium,
Cell # 0346 – 915 50 18

KOHAT

3rd Block, 1st Floor,
Distt. Govt. Complex

D.I. KHAN

NBF Book Shop
C/o. Executive Distt. Officer,
Literacy, Sports and Education,
Phone # 0961 – 928 01 29

ABBOTABAD

Public Library
1st Floor, Jalal Baba Auditorium,
Phone # 0992 – 931 02 91

KARACHI

National Book Foundation
(Regional Office)
Liaquat Memorial Library Premises,
Ground Floor, Stadium Road,
Phone # 021– 923 18 06 & 923 10 88
Fax # 923 10 89

HYDERABAD

NBF Book Shop
GOR Colony,
C-22, Latifabad No.1,
Phone # 022 – 931 08 92

JAMSHORO

Shop No.14, Liaquat University of
Medical & Health Science

NAWABSHAH

M.H. Khawaja DC High School,
Opp. NMC Hospital Road
Cell # 0301 – 389 58 46

SUKKUR

Public Library
Old Sukkur,
Phone # 071 – 562 51 03

LARKANA

NBF Book Shop
Chandka Medical College
Main Gate
Phone # 0741-941 02 29

JACOBABAD

Red Crescent Building,
Near T.B. Hospital
Phone # 0722 – 65 08 17

QUETTA

NBF Book Shop
3-7/5, Faiz Muhammad Road,
Phone # 081 - 920 15 70
Fax # 081 - 920 18 69

**PUBLISHED ON BEHALF OF NATIONAL BOOK FOUNDATION
PRINTED AT REPRODUCTION & PRINTING UNIT, PBS, KARACHI**