



MONTHLY BULLETIN OF STATISTICS

November

2
0
1
4

Government of Pakistan
Statistics Division
Pakistan Bureau of Statistics



MONTHLY BULLETIN OF STATISTICS

November

2
0
1
4

Government of Pakistan
Statistics Division
Pakistan Bureau of Statistics

Price Rs. 600.00

P R E F A C E

The Bulletin of Statistics, Monthly Publication of the Pakistan Bureau of Statistics provide important statistics in respect of social, economic and financial sectors of the economy at aggregate as well as sectoral levels. The Bulletin contains data relating to Population, National Accounts, Agriculture, Manufacturing, Prices, Balance of Payments, Public Finance, Education, Energy & Mining, Foreign Economic Assistance, Foreign Trade, Health, Insurance, Labour, Transport & Communication, Social & Culture ect. It also provides different types of indices on agriculture, manufacturing, prices, trade and labour productivity. Charts and graphs have also been provided to selected tables to make the data readily intelligible.

2. The Bulletin contains data on monthly and in some instances on annual basis. The annual data series are on fiscal year basis i.e. from July to June unless otherwise specified. Monthly data series of trade and industry are published with a time lag of 45 days required for data collection, compilation, cleaning, processing, tabulating and printing. Figures may not add up to the totals owing to rounding. Statistics that are compiled in the Pakistan Bureau of Statistics are presented without citation whereas those compiled by other agencies carry a source note below the tables.

3. Efforts have been made to produce this Bulletin as a comprehensive, informative and useful document for decision makers, researchers, planners, economists and other groups of beneficiaries. It is hoped that the users will find this Bulletin useful.

4. Suggestions for further improvement will be highly appreciated and welcomed.

ASIF BAJWA
Chief Statistician

Syed Khurshid Alam Bokhari

Secretary

Government of Pakistan
Ministry of Finance, Economic Affairs, Revenue,
Statistics & Privatization,
Statistics Division

Statistics House
21-Mauve Area,
G-9/1, Islamabad.

Tel : 051-9106500
Fax: 051-9106502
E-mail: secretary@pbs.gov.pk

Asif Bajwa

Chief Statistician
Government of Pakistan
Pakistan Bureau of Statistics

Statistics House
21-Mauve Area,
G-9/1, Islamabad.

Tel : 051-9106514 - 051-9106515
Fax: 051-9106561
E-mail: pbs@pbs.gov.pk

**PAKISTAN BUREAU OF STATISTICS
STATISTICS HOUSE, 21-MAUVE AREA
G-9/1 - ISLAMABAD
Website: www.pbs.gov.pk**

		<u>Office</u>	<u>Residence</u>
Mr. Munir Ahmed Aslam	Deputy Director General	051-9106555 Fax:051-9106556	051-4447403 051-2275892
Dr. Bahrawar Jan	Deputy Director General	051-9106550 051-2304728	051-2255105
Mr. Ayazuddin	Deputy Director General	051-9106552	051-9242232
Mr. Ismail Khan	Deputy Director General	051-9106558	051-9101009
Mr. Mumtaz-ud-Din	Director	051-9106570	051-2822630
Mr. Ghulam Muhammad	Director	051-9106554	--
Mr. Muhammad Akram Assi	Director	051-9106573	051-2101198
Mr. Fazil Mehmood Baig	Director	051-9106575	0333-5159850
Mr. Shuakat Ali Khan	Director	051-9106557	--
Mr. Attiq-ur-Rehman	Director	051-9106553	0346-9579700
Mr. Munwar Ali Ghanghro	Director	051-9106554	0333-7145366
Mrs. Rabia Awan	Director	051-9106581	051-4444696

TRAINING WING

Mr. Innocent Dilbar Feroz	Director	051-9205390 Fax:051-9205390	--
---------------------------	----------	--------------------------------	----

**PAKISTAN BUREAU OF STATISTICS
1-B, SINDHI MUSLIM COOPERATIVE HOUSING SOCIETY
KARACHI – 74400
E-mail: khifbs@khi.comsats.net.pk**

Mr. Iqbal Ahmed Bablani	Provincial Census Commissioner	Ph: 021-34523819 021-34526500 Fax:021-34523004	021-99250900
Mr. Farooq Ahmed	Joint Census Commissioner	Ph:021-34559615 Fax:021-34545031	--
Mr. Muhammad Ali Shaikh	Director	021-34384281	021-35486845
Mrs. Farhat Moosa	Director	021-34554436	021-34984687
Syed Muhammad Shafay	Director	021-34550257	--
Ms. Rana Sami	Director	--	021-36672794 0333-2826376

**PAKISTAN BUREAU OF STATISTICS
USAID BUILDING GURU MANGAT ROAD
GULBERG-III, LAHORE
E-mail: lhrfbs@lhr.comsats.net.pk**

Mr. Rana Iqbal	Director	042-99263267 Fax:042-99263267	--
----------------	----------	----------------------------------	----

(Regional Office) LAHORE

Mr. Javed Iqbal	Chief Statistical Officer	042-99263266 Fax:042-99263266	-- --
-----------------	---------------------------	----------------------------------	----------

(Regional Office) KARACHI

Mr. Khalid Rauf Shaikh	Chief Statistical Officer	021-34557933 Fax:021-34557933	0308-2768316
------------------------	---------------------------	----------------------------------	--------------

(Regional Office) PESHAWAR

Mr. Sher Rahman	Chief Statistical Officer	091-9213097 Fax:091-9213098	0333-9365032
-----------------	---------------------------	--------------------------------	--------------

(Regional Office) QUETTA

Mr. Anwar Ahmed	Statistical Officer (Incharge)	081-9239804 Fax:081-9239804	0300-2528713
-----------------	--------------------------------	--------------------------------	--------------

(Presentation, Reproduction & Printing) KARACHI

E-mail: pbskarachipp@gmail.com

Mr. Shakeel Qadeer	Chief System Analyst (R.P. Unit)	021-34388435	021-35836029
Ms. Azra Khatoon	Deputy Census Commissioner (P.P. Section)	021-34384296	--

CONTENTS

**	KEY INDICATORS	III
1.	BALANCE OF PAYMENT	
1.1	Country wise Workers Remittances	01
1.2	Month wise Workers Remittances	04
1.3	Exchange Rates Pak. Rupees in Terms of one Unit of Foreign Currency	05
2.	CLIMATE	
2.1	Temperature at Selected Stations	07
2.2	Rainfall at Selected Stations	09
3.	ENERGY & MINING	
3.1	Production of Crude Oil	11
3.2	Production of Natural Gas	14
3.3	Production of Crude Oil, Natural Gas and Electricity	17
3.4	Mineral Production	18
4.	HEALTH	
4.1(a)	Monthly Immunization Coverage Number of Doses Administered (0-11 month) Children	21
4.1(b)	Monthly Immunization Coverage Number of Doses Administered (12-23 months) Children	22
4.1(c)	Monthly Immunization Coverage Number of T.T Doses Administered to Women	23
4.2	Monthly Report of HIV Treatment Centre	24
4.3(a)	Registered Veterinary Medical Practitioner with PVMC	25
4.3(b)	Registered Animal Husbandry Graduate with PVMC	25
4.4	Tuberculosis Report (FTI)	26
5.	MANUFACTURING	
5.1	Quantum Index Numbers of Large-scale Manufacturing Industries	27
5.2	Production of Manufacturing Items	29
6.	MONEY & CREDIT	
6.1	Reserve Money	43
7.	PRICE	
7.1	Price Indices (General) with Percentage Change	47
7.2	Combined Sensitive Price Indicator (SPI) by Quantile	48
7.3	Combined Consumer Price Index Numbers by Commodity Groups	49
7.4	Consumer Price Index Numbers by Major Groups and Selected Commodities	50
7.5	Combined Consumer Price Index Numbers by Quantile and Major Commodity Groups	52
7.6	Combined Consumer Price Index Numbers by Quantile, Major Commodity Group for Selected Cities	53
7.7	Combined Consumer Price Index Numbers by Income Group/City and Commodity Group for all Centres Covered in CPI	56
7.8	Index Numbers of Wholesale Prices by Commodity Groups	57
7.9	Index Numbers of Wholesale Prices by Commodities	58
7.10	Intercity Wholesale Prices of Selected Commodities	68
7.11	Intercity Consumer Prices	110

Contd.

8.	PUBLIC FINANCE	
8.1	Customs Revenue Receipts	159
9.	SOCIAL	
9.1	Data on Traffic Accidents	163
9.2	Data on Telecommunication	166
9.3	Visitors at Archaeological Museums in Pakistan	167
9.4	Visitors at Heritage Sites in Pakistan	168
10.	TRADE	
10.1	Value of Foreign Trade	169
10.2	Exports by Commodity/Group	170
10.3	Imports by Commodity/Group	172
10.4	Exports of Selected Commodities in Dollars	173
10.5	Exports of Selected Commodities in Rupees	175
10.6	Imports of Selected Commodities in Dollars	177
10.7	Imports of Selected Commodities in Rupees	179
10.8	Exports by Economic Categories (Summary)	181
10.9	Exports by Economic Categories (Details)	182
10.10	Imports by Economic Categories (Summary)	183
10.11	Imports by Economic Categories (Details)	184
10.12	Exports by Areas and Countries/Territories	254
10.13	Re-exports by Areas and Countries/Territories	258
10.14	Imports by Areas and Countries/Territories	259
10.15	Re-imports by Areas and Countries/Territories	263
10.16	Annual and Quarterly Terms of Trade and Unit Value Indices of Exports and Imports (1990-91=100)	264
10.17	Index Numbers of Unit Value of Exports by Groups (1990-91=100)	265
10.18	Index numbers of unit value of imports by groups (1990-91=100)	266
10.19	Index Numbers of Quantum of Exports by Groups (1990-91=100)	267
10.20	Index Numbers of Quantum of Imports by Groups (1990-91=100)	268
10.21	Trade in Services (Summary)	269
10.22	Export of Services by Sector (Detail) Monthly	270
10.24	Import of Services by Sector (Detail) Monthly	272

Regional and Field Offices of Pakistan Bureau of Statistics

Symbols, Abbreviations and Conversions

Selected Publications of Pakistan Bureau of Statistics

Sale Centres where PBS Publications are available

KEY INDICATORS

YEARLY

ECONOMIC INDICATORS

(2013- 2014)

1	Inflation	8.66%
2	Balance of Trade	(-) \$ 19.963 billion
3	Value of Exports	\$ 25.110 billion
4	Value of Imports	\$ 45.073 billion
5	Total Workers Remittances	Rs.15832.25 million
6	Reserve Money	Rs.2861256 million
7	Currency in Circulation	Rs.2177873 million
8	Consumer Price Index (CPI with Base 2007-2008)	189.58%
9	Agricultural Sector Growth	2.12%
10	Industrial Sector Growth	5.84%
11	Services Sector Growth	4.29%
12	GDP Growth Rate at Constant Basic Prices (Real)	4.14%
13	GNI Growth Rate at Constnt Basic Prices	5.78%
14	Per Capita Income	\$ 1387
15	Large Scale Manufacturing Sector (LSMI) Growth	3.92%
16	Quantum Index Number (LSMI with Base 2005-2006)	121.60
17	Imports Duty	Rs.233783.87 million
18	Exports Duty	Rs.475.78 million
19	Foreign Exchange Reserves	\$ 10047 million
20 *	Overall Balance of Payment Surplus/Deficit	\$ -3843 million

SOCIAL INDICATORS

1 **	Population (2014)	188.02 million
	Male	97.16 million
	Female	90.86 million
2	Natural Growth Rate (PDS- 2007)	1.88%
3 **	Population Growth Rate (2014)	1.95%
4	Dependency Ratio (PDS-2007)	81.5
5 ***	Mean Size of Household (2012-13)	6.3

* BOP as per BPM6 in million USD.

** Economic Survey

*** PSLM Survey

IV

MONTHLY

ECONOMIC INDICATORS

September, 2014

1	Value of Exports	\$ 2175.184 million
2	Value of Imports	\$ 4542.358 million
3	Balance of Trade	(-)\$ 2367.174 million

October, 2014

1	Growth in Quantum Index Manufacturing (LSMI)	1.82%
2	Quantum Index of Manufacturing (LSMI with Base 2005-2006)	114.92
3	Consumer Price Index (CPI with Base 2007-08)	199.81
4	Wholesale Price Index (WPI with Base 2007-08)	214.39
5	Sensitive Price Indicator (SPI with Base 2007-08)	209.21
6	Growth Rate	
	A. CPI	0.21%
	B. WPI	-0.31%
	C. SPI	-0.03%
7	Reserve Money	Rs.2991180 million
8	Currency in Circulation	Rs.2328532 million
9	Exchange Rate of Pak Rupees in terms of one unit US Dollar	1 \$ =Rs.102.7536
10	Total Workers Remittances (Including Hajj & War compensation)	\$ 1383.13 million
11	Imports Duty	Rs.21263.33 million
12	Exports Duty	Rs.67.32 million

Source: i) Pakistan Bureau of Statistics.
ii) State Bank of Pakistan.
iii) Economic Survey of Pakistan.

1. BALANCE OF PAYMENT

1.1 Country Wise Workers Remittances (Including Hajj and War Compensation)

(Provisional)
(Million US Dollars)

Item	Oct, 2013	Nov, 2013	Dec, 2013	Jan, 2014
I. Cash	1347.67	1129.70	1384.71	1245.97
1 USA	225.25	174.40	223.96	193.09
2 UK	197.08	155.13	177.09	169.67
3 Saudi Arabia	353.46	334.10	410.01	393.27
4 UAE	276.48	236.29	275.12	214.21
Dubai	143.37	121.02	139.92	95.14
Abu Dhabi	127.63	111.67	131.24	115.94
Sharjah	5.24	3.50	3.87	3.01
Other	0.24	0.10	0.09	0.12
5 Other GCC Countries	157.32	128.18	165.05	151.09
Bahrain	26.18	20.78	24.86	25.18
Kwait	57.99	47.89	61.72	54.54
Qatar	27.93	23.40	29.80	25.73
Oman	45.22	36.11	48.67	45.64
6 EU Countries	40.11	29.84	37.43	34.65
Germany	7.71	5.99	8.28	7.28
France	3.59	2.45	2.71	2.49
Netherland	0.40	0.34	0.27	0.39
Spain	7.51	5.51	7.09	6.58
Italy	3.25	2.06	2.85	2.22
Greece	1.56	0.98	1.08	1.03
Sweden	1.58	0.89	1.39	1.40
Denmark	2.24	1.80	1.89	1.76
Ireland	11.89	9.61	11.64	11.24
Belgium	0.38	0.23	0.23	0.26
7 Norway	3.02	2.07	2.50	2.54
8 Switzerland	2.68	2.11	2.62	2.17
9 Australia	17.22	11.64	12.54	11.77
10 Canada	16.05	12.00	12.15	12.49
11 Japan	0.44	0.36	0.53	0.79
12 Other Countries	58.56	43.58	65.71	60.23
II. Encashment and Profit in Pak. Rs. Of Foreign Exchange Bearer Certificates(FEBCs) and Foreign Currency Bearer Certificate(FCBCs)	0.00	0.00	0.00	0.00
TOTAL (I + II)	1347.67	1129.70	1384.71	1245.97

Contd.

1.1 Country Wise Workers Remittances (Including Hajj and War Compensation)

(Provisional)
(Million US Dollars)

Item	Feb, 2014	Mar, 2014	Apr, 2014	May, 2014
I. Cash	1209.54	1337.25	1311.83	1438.36
1 USA	184.59	194.82	206.15	214.74
2 UK	156.23	166.46	166.07	181.04
3 Saudi Arabia	368.73	425.53	415.09	451.14
4 UAE	240.37	262.00	233.97	290.91
Dubai	117.39	132.08	107.00	148.90
Abu Dhabi	120.00	126.44	124.17	138.79
Sharjah	2.81	3.35	2.68	3.07
Other	0.17	0.13	0.12	0.15
5 Other GCC Countries	144.92	164.03	169.67	164.01
Bahrain	23.22	30.33	35.60	28.79
Kawait	52.40	58.95	56.57	58.02
Qatar	25.96	27.76	28.50	26.80
Oman	43.34	46.99	49.00	50.40
6 EU Countries	32.79	34.93	36.37	39.06
Germany	6.20	7.40	7.03	8.55
France	2.67	2.68	2.83	2.74
Netherland	0.28	0.40	0.42	0.33
Spain	5.80	5.60	5.74	6.60
Italy	2.48	2.57	2.66	2.83
Greece	1.04	1.17	1.27	1.37
Sweden	0.95	1.17	1.14	1.12
Denmark	1.66	1.62	1.89	1.79
Ireland	11.46	12.05	13.09	13.34
Belgium	0.25	0.27	0.30	0.39
7 Norway	2.25	2.22	2.07	2.49
8 Switzerland	2.41	1.98	2.29	2.59
9 Australia	12.39	11.47	14.18	14.66
10 Canada	11.37	10.91	11.72	12.53
11 Japan	0.61	0.75	0.65	0.74
12 Other Countries	52.88	62.15	53.60	64.45
II. Encashment and Profit in Pak. Rs. Of Foreign Exchange Bearer Certificates(FEBCs) and Foreign Currency Bearer Certificate(FCBCs)	0.00	0.00	0.00	0.00
TOTAL (I + II)	1209.54	1337.25	1311.83	1438.36

Contd

1.1 Country Wise Workers Remittances (Including Hajj and War Compensation)

(Provisional)
(Million US Dollars)

Item	Jun, 2014	Jul, 2014	Aug, 2014	Sep, 2014	Oct, 2014
I. Cash	1499.28	1649.39	1328.71	1716.59	1383.13
1 USA	222.34	257.08	199.01	235.99	213.39
2 UK	200.82	247.96	172.71	218.38	185.55
3 Saudi Arabia	471.88	454.47	396.90	495.63	374.65
4 UAE	295.63	352.89	284.90	394.10	318.59
Dubai	153.31	174.65	150.91	210.42	174.40
Abu Dhabi	138.66	174.57	129.35	175.10	138.42
Sharjah	3.57	3.56	4.35	8.47	5.68
Other	0.09	0.11	0.11	0.11	0.09
5 Other GCC Countries	168.62	179.76	152.17	213.11	153.09
Bahrain	23.83	30.00	25.63	34.87	28.61
Kwait	65.12	65.83	57.89	76.88	54.58
Qatar	27.84	29.28	21.97	37.08	23.23
Oman	51.83	54.65	46.68	64.28	46.67
6 EU Countries	37.42	44.32	33.14	34.05	30.28
Germany	6.45	7.69	6.44	7.53	6.70
France	2.62	3.09	2.54	2.71	2.86
Netherland	0.31	0.39	0.28	0.31	0.27
Spain	7.36	8.47	5.93	3.90	3.23
Italy	3.08	3.80	3.19	3.02	2.51
Greece	1.46	1.70	1.27	1.51	1.25
Sweden	1.10	1.36	1.09	1.20	1.10
Denmark	1.81	2.17	1.77	1.65	0.84
Ireland	12.86	15.17	10.20	11.83	11.03
Belgium	0.37	0.48	0.43	0.39	0.49
7 Norway	3.12	3.47	2.41	3.18	2.49
8 Switzerland	1.92	2.47	2.13	2.63	4.11
9 Australia	14.84	17.58	14.63	15.86	14.32
10 Canada	12.64	18.00	11.52	24.38	14.94
11 Japan	1.02	0.73	0.57	0.83	0.63
12 Other Countries	69.03	70.66	58.62	78.45	71.09
II. Encashment and Profit in Pak. Rs. of Foreign Exchange Bearer Certificates(FEBCs) and Foreign Currency Bearer Certificate(FCBCs)	0.00	0.00	0.00	0.00	0.00
TOTAL (I + II)	1499.28	1328.71	1328.71	1716.59	1383.13

Note: Item has been revised / extended by the State Bank of Pakistan.

Source: State Bank of Pakistan.

1.2 Month Wise Workers Remittances

(Million US \$)

Monthly Cash Inflow (Including Foreign Exchange Bearer Certificates & Foreign Currency Bearer Certificates)	2013-2014	2012-2013	YOY growth (percent)	
			2013-14	2012-13
Jul, 2013	1404.39	1204.71	16.57	9.89
Aug, 2013	1240.14	1258.98	-1.50	-3.93
Sep, 2013	1283.41	1135.42	13.03	27.52
Oct, 2013	1347.67	1365.10	-1.28	34.11
Nov, 2013	1129.70	1017.83	10.99	10.05
Dec, 2013	1384.71	1134.70	22.03	4.55
Jan, 2014	1245.97	1089.64	14.35	-1.89
Feb, 2014	1209.54	1028.38	17.62	-11.10
Mar, 2014	1337.25	1119.15	19.49	-2.10
Apr, 2014	1311.83	1215.90	7.89	6.56
May, 2014	1438.36	1185.65	21.31	-0.54
Jun, 2014	1499.28	1166.19	28.56	4.36
Monthly average for period Jul, 2013-Jun, 2014	1319.35	1160.14	13.72	5.57
Monthly Cash Inflow (Including Foreign Exchange Bearer Certificates & Foreign Currency Bearer Certificates)	2014-2015	2013-2014	YOY growth (percent)	
			2014-15	2013-14
July, 2014	1649.39	1404.69	17.42	16.60
Aug, 2014	1328.71	1240.14	7.14	-1.50
Sep, 2014	1716.59	1284.22	33.67	13.11
October, 2014	1383.13	1348.03	2.60	-1.25
July- October, 2014	6,077.82	5,277.08	15.17	6.30
Monthly average for period July -October, 2014	1,519.46	1,319.27	15.17	6.30

Source: State Bank of Pakistan.

1.3 Exchange Rates Pak. Rupees in Terms of One Unit of Foreign Currency

S. No	Country/ Organization	Currency	Oct. 2013	Nov. 2013	Dec. 2013	Jan. 2014	Feb. 2014	Mar. 2014	Apr. 2014
1	Australia	Dollar	100.9097	100.2731	96.0729	93.2613	94.2009	90.6857	90.7979
2	Bahrain	Dinar	281.9690	285.4606	283.8701	279.7241	278.7992	265.1355	258.9241
3	Canada	Dollar	102.4311	102.5316	100.5681	96.4223	95.0596	90.0225	88.6796
4	China	Yuan	17.3915	17.6324	17.6120	17.4108	17.2685	16.1882	15.6531
5	Denmark	Krone	19.4385	19.4547	19.6377	19.2378	19.2317	18.5207	18.0304
6	E.M.U.	Euro	144.8968	145.0361	146.4302	143.4783	143.4432	138.1241	134.5193
7	Hong Kong	Dollar	13.6985	13.8688	13.8002	13.5863	13.5414	12.8843	12.5762
8	I.M.F.	SDR	163.6346	164.5673	164.8406	162.0227	161.9983	154.9027	151.1245
9	India	Rupee	1.7240	1.7177	1.7310	1.6999	1.6901	1.6407	1.6179
10	Japan	Yen	1.0862	1.0750	1.0336	1.0130	1.0286	0.9772	0.9507
11	Kuwait	Dinar	376.3454	380.1142	378.7035	373.1346	372.4646	355.1901	346.7845
12	Malaysia	Ringgit	33.3907	33.5868	32.9218	31.8574	31.7290	30.4454	29.9075
13	Newzeland	Dollar	88.3773	88.8548	87.9384	87.1359	87.0799	85.1932	83.9800
14	Norway	Krone	17.8483	17.7019	17.4305	17.1153	17.1654	16.6606	16.3013
15	Oman	Riyal	276.1051	279.5254	277.9719	273.9097	273.0035	259.6259	253.5559
16	Qatar	Riyal	29.2071	29.5723	29.4071	28.9746	28.8794	27.4690	26.8231
17	Singapore	Dollar	85.3342	86.1643	84.9709	82.7815	82.9418	78.8879	77.6694
18	Sweden	Krona	16.5989	16.3547	16.3485	16.2610	16.1716	15.6037	14.9075
19	Switzerland	Franc	117.7568	117.7631	119.5790	116.5401	117.4797	113.5311	110.3955
20	Saudi Arabia	Riyal	28.3231	28.6692	28.5333	28.1060	28.0151	26.6656	26.0031
21	U.A.E.	Dirham	28.9166	29.2714	29.1336	28.6979	28.6036	27.2225	26.5481
22	U.K.	Sterling (Pound)	171.0463	173.0049	175.0838	173.5253	173.9179	166.1010	163.0982
23	U.S.A.	Dollar	106.1966	107.5054	106.9710	105.3857	105.0605	99.9777	97.4928

Contd.

1.3 Exchange Rates Pak. Rupees in Terms of One Unit of Foreign Currency

S. No	Country/ Organization	Currency	May 2014	Jun. 2014	Jul. 2014	Aug. 2014	Sep. 2014	oct, 2014
1	Australia	Dollar	91.7598	92.1739	92.6105	93.1544	92.7943	90.2264
2	Bahrain	Dinar	261.7292	261.2900	261.8930	266.0866	271.8155	272.8432
3	Canada	Dollar	90.5474	90.8801	92.0946	91.6475	93.0727	91.6443
4	China	Yuan	15.7929	15.7856	15.8840	16.2515	16.6639	16.7696
5	Denmark	Krone	18.1428	17.9406	17.9355	17.8815	17.7605	17.5258
6	E.M.U.	Euro	145.3693	133.7878	133.7113	133.2126	132.1073	130.4007
7	Hong Kong	Dollar	12.7174	12.6985	12.7245	12.9217	13.2087	13.2472
8	I.M.F.	SDR	152.7428	151.9282	152.2646	153.0040	153.7461	152.8985
9	India	Rupee	1.6618	1.6505	1.6447	1.6466	1.6844	1.6755
10	Japan	Yen	0.9682	0.9645	0.9704	0.9720	0.9549	0.9531
11	Kuwait	Dinar	350.5609	349.5088	349.9097	353.6401	357.7824	356.2795
12	Malaysia	Ringgit	30.5113	30.5613	30.9624	31.5156	31.8403	31.4291
13	Newzeland	Dollar	84.8648	84.8537	85.9952	84.3928	83.5295	81.0694
14	Norway	Krone	16.5906	16.3080	15.9290	16.1499	16.1540	15.6933
15	Oman	Riyal	256.3050	255.8793	256.4505	260.5614	266.1697	267.1820
16	Qatar	Riyal	27.1080	27.0735	27.1242	27.5627	28.1551	28.2558
17	Singapore	Dollar	78.7566	78.6521	79.3490	80.1959	81.0648	80.7105
18	Sweden	Krona	15.0044	14.7260	14.4839	14.5123	14.3815	14.2137
19	Switzerland	Franc	110.9855	109.8656	110.0846	109.9802	109.4509	108.0606
20	Saudi Arabia	Riyal	26.2872	26.2470	26.2976	26.7017	27.2987	27.3946
21	U.A.E.	Dirham	26.8420	26.8017	26.8516	27.2560	27.8701	27.9786
22	U.K.	Sterling (Pound)	166.0195	166.2752	168.5664	167.0683	166.9160	165.2493
23	U.S.A.	Dollar	98.5947	98.4679	98.6543	100.0897	102.3424	102.7536

Note: Euro, a common currency of the 11 member countries of European Economic and Monetary Union (EMU) was introduced with effect from 1st January, 1999.

Source: State Bank of Pakistan.

2. CLIMATE

2.1 Temperature at Selected Stations

(In centigrade)

Stations	Murree		Rawalpindi/Islamabad		Jhelum		Lahore		Sargodha	
	2167		507		232		213		187	
	Max.	Min.	Max.	Min.	Max.	Min.	Max.	Min.	Max.	Min.

Month:

May 2013	24.1	14.5	36.1	18.7	40.4	23.2	43.3	25.1	40.3	24.7
Jun. 2013	25.6	16.9	37.9	23.3	40.7	27.0	38.7	26.5	40.7	27.9
Jul. 2013	N.R	N.R	N.R	N.R	N.R	N.R	N.R	N.R	N.R	N.R
Aug. 2013	22.2	16.00	31.8	23.7	33.4	25.5	32.9	24.8	35.5	27.7
Sep. 2013	21.7	14.3	32.1	21.6	35.0	23.5	35.1	24.4	36.8	25.7
Oct. 2013	20.2	11.7	30.5	17.0	32.9	19.8	32.1	20.5	33.4	22.0
May 2014	21.5	11.8	40.0	25.0	35.9	21.6	32.1	17.9	42.0	28.3
Jun. 2014	26.7	16.9	38.8	22.7	41.8	25.8	41.2	27.3	43.3	29.0
Jul. 2014	23.6	16.8	34.9	24.9	36.4	26.6	36.5	26.4	37.3	28.0
Aug. 2014	23.8	15.6	33.9	23.2	35.9	25.1	36.2	25.9	36.7	27.1
Sep. 2014	22.0	13.1	31.6	21.1	33.4	23.8	32.9	25.2	31.3	18.9
Oct. 2014	19.4	10.4	28.7	15.9	31.4	18.1	31.8	19.4	32.5	20.2

Stations	Faisalabad		Multan		Bahawalpur		Hyderabad		Nawabshah	
	183		122		116		40		37	
	Max.	Min.	Max.	Min.	Max.	Min.	Max.	Min.	Max.	Min.

Month:

May 2013	40.4	24.2	41.4	26.1	41.9	24.7	41.8	24.7	45.0	25.7
Jun. 2013	40.1	27.5	41.4	29.3	40.8	28.5	39.4	27.2	45.0	25.0
Jul. 2013	N.R	N.R	N.R	N.R	N.R	N.R	37.6	27.0	41.1	28.3
Aug. 2013	35.9	27.3	37.1	28.1	37.3	27.6	34.9	25.6	38.6	26.8
Sep. 2013	36.9	25.3	37.1	26.8	37.2	25.5	37.0	25.7	39.8	25.3
Oct. 2013	33.8	21.1	34.5	22.9	35.3	21.7	29.5	24.5	38.5	22.7
May 2014	37.1	23.6	38.3	24.7	39.0	25.0	41.0	25.5	43.0	25.0
Jun. 2014	41.8	28.1	41.8	30.3	43.2	29.5	40.8	27.7	45.4	28.9
Jul. 2014	38.0	27.7	38.9	29.4	39.6	29.4	37.6	27.3	41.8	28.0
Aug. 2014	37.8	27.1	38.3	28.2	32.8	27.0	36.2	26.1	39.5	27.1
Sep. 2014	34.1	24.5	36.3	26.1	36.1	25.6	36.4	25.0	39.4	25.2
Oct. 2014	31.8	19.4	32.7	21.3	33.8	20.1	36.6	22.2	38.1	19.9

Contd.

2.1 Temperature at Selected Stations

(In centigrade)

Stations	Jacobabad		Karachi A.P.		Peshawar		D.I.Khan		Saidu Sharif		Gilgit	
Height in meters above sea level	55		21		359		173		961		1459	
	Max.	Min.	Max.	Min.	Max.	Min.	Max.	Min.	Max.	Min.	Max.	Min.

Month:

May 2013	44.4	26.8	35.1	27.1	29.7	16.8	40.2	22.5	32.2	17.6	28.0	12.1
Jun. 2013	43.4	29.5	36.5	29.3	38.7	26.1	41.0	25.6	35.4	21.2	36.4	16.7
Jul. 2013	40.9	30.0	33.5	28.1	N.R	N.R	N.R	N.R	N.R	N.R	N.R	N.R
Aug. 2013	36.2	28.4	32.1	26.7	26.2	34.7	37.5	25.6	31.5	21.6	33.9	18.4
Sep. 2013	36.4	24.8	33.0	25.5	34.6	24.7	37.8	23.5	31.5	18.8	31.6	12.5
Oct. 2013	35.7	23.2	34.5	24.7	31.0	20.0	33.8	19.2	27.8	14.8	28.4	7.8
May 2014	41.9	25.9	35.9	27.0	33.9	21.3	37.6	21.7	29.8	15.9	35.2	14.1
Jun. 2014	45.4	28.8	36.5	29.2	33.9	21.3	42.6	25.5	43.0	29.0	34.5	14.5
Jul. 2014	41.1	29.1	34.0	28.3	36.7	27.3	38.8	25.6	35.6	23.8	35.7	18.3
Aug. 2014	38.0	26.9	33.7	27.0	36.2	25.6	38.4	25.1	33.5	21.6	34.1	16.9
Sep. 2014	36.9	25.4	33.8	26.8	34.8	29.4	37.1	23.3	32.4	19.0	29.9	12.7
Oct. 2014	34.9	20.0	33.6	23.3	28.9	18.1	32.8	17.9	26.5	13.3	24.6	8.7

Stations	Quetta (Samungli)		Zhub (Fortsandeman)		Khuzdar		Punjur		Dalbadin	
Height in meters above sea level	1600		1405		1231		980		848	
	Max.	Min.	Max.	Min.	Max.	Min.	Max.	Min.	Max.	Min.

Month:

May 2013	31.0	11.9	N.R	N.R	35.3	23.0	37.8	21.9	N.R	N.R
Jun. 2013	N.R	N.R	37.2	21.4	38.1	24.0	40.0	26.0	N.R	N.R
Jul. 2013	N.R	N.R	N.R	N.R	N.R	N.R	41.0	26.0	N.R	N.R
Aug. 2013	34.2	18.4	34.6	22.3	33.6	20.1	38.0	23.2	N.R	N.R
Oct. 2013	N.R	N.R	28.6	15.5	31.4	19.3	34.0	18.0	N.R	N.R
Sep. 2013	N.R	N.R	N.R	N.R	N.R	N.R	N.R	N.R	N.R	N.R
May 2014	36.0	18.6	38.0	23.3	40.0	26.4	37.1	21.7	44.0	26.8
Jun. 2014	36.0	18.6	38.0	23.3	40.0	26.4	41.0	27.1	44.0	26.8
Jul. 2014	37.5	22.0	38.0	25.1	39.2	26.2	40.0	27.0	44.0	24.1
Aug. 2014	35.7	20.1	36.0	22.5	36.0	23.7	38.3	25.2	42.8	23.6
Sep. 2014	33.0	16.1	36.1	21.1	32.7	20.6	36.0	22.0	41.0	20.5
Oct. 2014	27.1	10.2	28.6	13.8	31.0	17.3	36.0	17.1	35.0	16.0

N.R = Not received

Source: Pakistan Meteorological Department, Karachi.

2.2 Rainfall at Selected Stations

Stations	(In millimeters)										
	Murree	Rawalpindi/ Islamabad	Jhelum	Lahore	Sargodha	Faisal- abad	Multan	Bahawal- pur	Hyder- abad	Nawab- shah	Jaco- abad
Height in meters above sea level	2167	507	232	213	187	183	122	116	40	37	55
Year/month											
2010	1681.6	849.0	771.0	541.0	602.0	545.0	285.0	226.0	214.0	343.0	152.0
2011	1442.2	1079.0	748.0	903.0	710.0	544.0	180.0	164.0	404.1	309.0	293.3
2012	1515.0	1076.0	717.0	527.0	368.0	366.0	239.0	183.0	121.0	182.0	486.0
2013	1451.0	1732.0	924.0	1109.0	362.0	378.0	157.0	148.0	74.0	86.0	345.0
2014	1509.2	1139.8	939.3	800.6	401.3	401.8	247.3	67.9	25.4	69.7	21.3
May 2013	39.5	13.8	14.0	1.2	27.4	7.0	3.8	1.2	Tr.	0.0	0.0
Jun. 2013	303.2	94.0	83.0	136.0	59.8	98.6	33.3	55.5	Tr.	0.0	52.0
Jul. 2013	N.R	N.R	N.R	N.R	N.R	N.R	N.R	N.R	2.5	7.5	0.0
Aug. 2013	437.7	664.0	241.9	352.3	75.0	159.0	37.4	31.0	27.0	39.0	241.2
Sep. 2013	200.5	176.6	87.6	30.7	39.9	2.0	0.0	0.0	12.0	3.5	0.0
Oct. 2013	33.7	38.6	1.8	18.4	21.9	13.0	4.7	0.0	Nil	2.3	Nil
May 2014	151.1	31.0	73.5	50.1	31.0	5.0	66.7	21.6	0.0	31.6	1.0
Jun. 2014	103.8	32.0	25.1	50.1	38.2	3.0	0.0	0.0	0.0	0.0	3.2
Jul. 2014	288.3	73.0	123.3	43.4	120.7	52.0	71.0	18.3	14.0	1.3	0.0
Aug. 2014	140.2	208.4	158.4	56.7	97.8	15.0	26.0	4.0	1.2	11.4	4.0
Sep. 2014	301.6	444.0	240.0	451.2	12.0	234.5	3.0	4.7	0.0	0.0	0.0
Oct. 2014	41.0	23.0	54.8	0.8	25.6	6.8	23.0	4.0	3.2	Tr.	0.0

Contd.

2.2 Rainfall at Selected Stations

(In millimeters)										
Stations	Karachi Airport	Pesha- war	D.I. Khan	Saidu Sharif	Gilgit	Quetta (Samungli)	Zhob (Fortsandeman)	Khuzdar	Punj- goor	Dalbadin
Height in meters above sea level	21	359	173	961	1459	1600	1405	1231	980	848
Year/month										
2010	373.0	839.0	756.0	1465.1	214.6	102.0	279.0	159.0	54.0	20.0
2011	290.6	568.0	281.0	853.7	158.7	246.5	40.5	286.6	138.0	64.9
2012	152.0	480.0	450.0	803.0	110.0	410.0	47.0	167.0	33.0	160.0
2013	169.0	551.0	327.0	954.0	153.0	53.0	66.0	479.0	101.0	23.0
2014	30.7	326.3	249.7	658.1	78.2	97.0	173.7	201.9	61.8	17.3
May 2013	0.0	0.0	Tr.	38.0	50.0	2.0	N.R	0.2	0.0	N.R
Jun. 2013	Tr.	18.0	100.4	192.5	7.1	N.R	20.0	16.9	0.0	N.R
Jul. 2013	5.1	N.R	N.R	N.R	N.R	N.R	N.R	N.R	0.0	N.R
Aug. 2013	105.4	63.0	5.7	314.1	47.6	29.0	38.0	187.5	26.0	N.R
Sep. 2013	4.0	1.0	26.0	56.6	14.4	N.R	N.R	N.R	N.R	N.R
Oct. 2013	1.2	48.0	28.5	45.7	1.5	N.R	Nil	Nil	Nil	N.R
May 2014	1.3	20.0	8.0	95.1	40.0	0.0	0.0	0.0	0.0	44.0
Jun. 2014	Tr.	33.3	33.5	2.5	4.5	0.0	0.0	0.0	0.0	Tr.
Jul. 2014	1.1	54.0	59.0	69.1	21.1	0.0	15.2	44.7	0.8	1.3
Aug. 2014	9.9	54.0	2.7	94.4	17.0	0.0	8.0	21.8	0.0	0.0
Sep. 2014	1.4	4.0	4.2	71.9	22.4	0.0	22.0	0.0	0.0	0.0
Oct. 2014	0.0	46.0	8.0	96.2	33.7	0.0	2.5	0.0	0.0	0.0

Source: Pakistan Meteorological Department, Karachi.

N.R = Not received
Tr. = Trace (Rainfall less than 0.1 mm)
0.0 = No rainfall

3. ENERGY & MINING

3.1 Production of Crude Oil

							(Barrels)
S.NO	Field	Jul,14	Aug,14	Sep ,14	Oct,14	Cummulative Total From July 2014	
PUNJAB							
1	ADHI	205611	201552	136735	202257	746155	
2	BALKASSAR	9960	10709	11178	11252	43099	
3	BELA	0	1011	85	0	1096	
4	BHALSYEDAN	352	337	308	347	1344	
5	BHANGALI	0	0	0	0	0	
6	CHAK NAURANG	8215	8710	9040	8884	34849	
7	DAKHNI	27185	22015	12110	7220	68530	
8	DHODAK	1136	54	412	1201	2803	
9	DHULIAN	4916	4800	4330	4922	18968	
10	DHURNAL	3075	3093	3201	3281	12650	
11	Dommaill	0	0	0	0	0	
12	FIMKASSAR	3379	3379	3270	3379	13407	
13	HALINI	0	24914	28267	35269	88450	
14	JOYAMIR	1135	1267	766	0	3168	
15	KAL	8041	7595	7581	3420	26637	
16	KHAUR	158	149	152	159	618	
17	MEYAL	9501	9877	9079	10190	38647	
18	MINWAL	0	0	0	2037	2037	
19	MISSAKISWAL	666	926	940	1447	3979	
20	PARIWALI	15863	15830	15105	15861	62659	
21	PINDORI	8111	7598	7126	9059	31894	
22	RAJIAN	64350	55770	47265	60390	227775	
23	RATANA	18761	18131	16880	16809	70581	
24	RODHO SALSABIL	3645	3572	3396	3512	14125	
25	SADKAL	1358	1449	1400	1415	5622	
26	TOOT	10634	10288	9945	10330	41197	
27	TURKWAL	976	870	799	849	3494	
28	GHAURI	40905	26035	11992	36500	115432	
TOTAL		447933	439931	341362	449990	1679216	
SINDH							
1	AASSU	137074	129259	135284	140418	542035	
2	ADAM	5077	5329	4032	4867	19305	
3	ALI	433	635	195	212	1475	
4	ALI ZAUR	0	0	0	0	0	
5	BALUCH	11171	10920	3121	7060	32272	
6	BAQAR DEEP	0	0	0	0	0	
7	BHATI / NAKURJI	11	2	77	3	93	
8	BHIT	9087	9739	7624	10246	36696	
9	BIJORO	12118	9725	7833	6702	36378	
10	BILAL 1	0	0	0	0	0	
11	BILAL NORTH	0	0	0	0	0	
12	BOBI	37865	37670	28910	29615	134060	
13	BUKHARI	0	0	0	0	0	
14	BUKHARI DEEP	70	39	0	0	109	
15	BUZDAR UNIT	0	0	0	0	0	
16	CHAK 2	8710	9560	5690	10280	34240	
17	CHAK 7A	1240	1240	1767	1895	6142	
18	DABHI (South)	2240	1943	1823	1977	7983	
19	DABHI (North)	4351	4069	3602	3865	15887	
20	DUPHRI	273	618	301	155	1347	
21	FATEH SHAH	0	0	0	0	0	
22	FATEH SHAH DEEP	0	0	0	0	0	
23	FATEH SHAH NORTH	0	0	0	0	0	
24	GHARO	4931	7371	5643	5364	23309	
25	GHUNGRO	2605	1715	3670	3951	11941	
26	GOLARCHI	0	0	0	0	0	
27	GOPANG	0	0	0	0	0	
28	HALIPOTA	5278	4880	5080	4964	20202	
29	HASEEB	0	0	0	0	0	
30	JABO	6215	6629	6437	6579	25860	
31	JABO NORTH	0	0	0	0	0	
32	JAGIR	1856	2359	2388	1980	8583	
33	JALAL	0	0	0	4748	4748	
34	JARAR DEEP	6112	7171	8391	0	21674	

Contd.

3.1 Production of Crude Oil

S.NO	Field	(Barrels)				Cumulative Total From July 2014
		Jul,14	Aug,14	Sep ,14	Oct,14	
35	JHABERI SOUTH	2093	1445	1697	1269	6504
36	JOGWANI	70	147	44	389	650
37	KADANWARI	932	912	438	1079	3361
38	KAKJANI	0	0	0	0	0
39	KAMAL NORTH 1	7414	8211	8092	8310	32027
40	KANDH KOT	221	268	246	598	1333
41	KATO	0	0	0	0	0
42	KEYHOLE G	0	0	0	0	0
43	KHASKELI	6634	6152	5856	5416	24058
44	KHASKELI DOWN THROWN	709	776	743	667	2895
45	KHASKELI NORTH	0	0	0	0	0
46	KHOREWAH	2584	2865	2886	2920	11255
47	KHOREWAH DEEP	0	0	0	0	0
48	KOLI	3612	3341	2913	3619	13485
49	KUNNAR	100885	93765	95052	101315	391017
50	KUNNAR PASAKHI DEEP	35085	33973	29250	30483	128791
51	LAGHARI	3292	3371	3350	3451	13464
52	LASHARI CENTRE	18295	18370	18005	19285	73955
53	LIARI	0	0	0	0	0
54	LIARI DEEP	0	0	0	0	0
55	LODANO	6412	6194	4806	2929	20341
56	LODANO DEEP	20312	16492	13228	12697	62729
57	MAKDUMPUR	3307	1847	1660	821	7635
58	MALAH	174	0	64	0	238
59	MARI	2261	2110	1572	1530	7473
60	MATLI	0	0	0	0	0
61	MAZARANI	369	626	452	459	1906
62	MAZARI	9485	9439	8851	8630	36405
63	MEWA	0	0	0	0	0
64	MEYUN ISMAIL DEEP	200	265	156	195	816
65	MEYUN ISMAIL	1070	894	832	828	3624
66	MIANO	902	923	482	758	3065
67	MISSAN	4530	4610	4420	4570	18130
68	MISSRI	1873	1949	2090	1481	7393
69	MOHANO	2559	2360	2256	2100	9275
70	MOLLAN N	2460	2440	2380	2440	9720
71	MUBAN	9031	8920	8501	8380	34832
72	MULAKI	0	0	0	0	0
73	NAIMAT BASAL	0	0	0	0	0
74	NAIMAT WEST	14177	16146	13627	10752	54702
75	NOORAI JAGIR	0	0	0	0	0
76	NORTH AKRI	2273	2533	2610	4177	11593
77	NUR BAGHLA	2880	2986	2690	2717	11273
78	PAKHRO	0	0	0	0	0
79	PANIRO	3489	4915	3718	2468	14590
80	PASAKI	104390	104245	97570	86460	392665
81	PASAKI N	23440	8935	21675	20740	74790
82	PASAKI NORTH EAST	9085	24485	8785	8985	51340
83	PIARO DEEP	185	129	129	128	571
84	PIR APAN	0	0	0	0	0
85	PIR AMAN	0	0	0	0	0
86	QABUL	0	0	0	0	0
87	QADIR PUR	21100	21390	21310	16745	80545
88	RAHIM NORTH	41984	32337	25934	26124	126379
89	RAJO	0	0	0	0	0
90	REHMAT	0	0	0	0	0
91	RIND	0	0	0	0	0
92	SAKHI	3729	4380	3919	4136	16164
93	SAKHI DEEP	152	149	293	216	810
94	SAKHI SOUTH DEEP	143	199	81	47	470
95	SAQIB	377	441	361	412	1591

Contd.

3.1 Production of Crude Oil

						(Barrels)
S.NO	Field	Jul,14	Aug,14	Sep ,14	Oct,14	Cummulative Total From July 2014
96	SHAH DINO	0	0	0	0	0
97	SHEIKHANO	7515	6337	5629	5352	24833
98	SHEIKHANO DEEP	4710	4220	4255	3708	16893
99	SINJHORO	0	0	0	0	0
100	SONO	31770	31665	29580	29100	122115
101	SONRO	43656	40833	46131	70492	201112
102	SOUTH BUZDAR	507	578	563	439	2087
103	SOUTH BUZDAR DEEP	13705	17736	19183	17146	67770
104	SOUTH MAZARI	10403	10979	10304	10204	41890
105	SOUTH MAZARI DEEP	17035	17104	14976	15661	64776
106	SUJAWAL	2173	1966	2070	2063	8272
107	TAJEDI	2609	2884	2289	27	7809
108	TANDO ALAM	21305	21345	20675	19080	82405
109	TANDO GHULAM ALI	644	598	512	617	2371
110	TANGRI	2798	2712	2722	2762	10994
111	TANGRI DEEP	283	387	407	297	1374
112	THORA	21515	21410	19745	19255	81925
113	TURK	2936	2251	2376	2750	10313
114	TURK DEEP	1408	1414	1065	1470	5357
115	UMER	0	0	0	0	0
116	ZAMZAMA	30692	29742	26757	29759	116950
117	ZAUR	6327	6385	5024	5430	23166
118	ZAUR DEEP	0	0	0	0	0
119	ZAUR SOUTH	0	0	0	0	0
120	BACHAL	2376	1792	1858	1452	7478
121	SUMAR DEEP	14162	19518	24562	23465	81707
122	JAKHRO	7800	8960	4325	7185	28270
123	GAGANI	0	0	0	0	0
124	THEBO	13805	10721	8696	6879	40101
125	MEHAR	86320	84790	90348	90077	351535
126	BAKSH DEEP	3788	3780	2744	2638	12950
127	SOHRAB DEEP	3929	7753	11691	12560	35933
128	LATIF	956	1125	1235	1287	4603
129	LUNDALI	0	0	0	0	0
130	MURID	60722	57562	57544	47040	222868
131	SUTIARI DEEP	4170	1573	220	430	6393
132	SUHRAT	0	0	481	320	801
133	SALEH	0	0	0	33900	33900
134	KORAI	0	0	0	0	0
134	JARWAR	0	0	0	0	0
135	BADHRA	0	0	0	0	0
136	MANSOORA DEEP	0	0	0	0	0
137	NIM	0	0	0	0	0
138	CHAK 66 NE	0	0	0	0	0
139	DHANI	0	0	810	7378	8188
TOTAL		1150911	1124928	1073669	1125830	4475338
KHYBER .P.K						
1	CHANDA	62695	61510	57835	54550	236590
2	MAKORI	2674	2182	2100	1960	8916
3	MAKORI EAST	456767	470596	470281	384830	1782474
4	MAMIKHEL	43649	44032	37361	36904	161946
5	MANZALAI	25135	25437	22549	28256	101377
6	MARAMZAI	117298	118933	116146	116435	468812
7	MELA	55340	59875	59865	66075	241155
8	NASPHA	600701	598222	586779	661265	2446967
9	SHEKHAN	0	0	0	0	0
10	TOLANG	0	0	0	0	0
TOTAL		1364259	1380787	1352916	1350275	5448237
BALOCHISTAN						
1	ZARGHUN SOUTH	0	0	0	325	325
2	SUI	595	744	1194	1602	4135
3	UCH	1349	1069	970	791	4179
TOTAL		1944	1813	2164	2718	8639
GRAND TOTAL		2965047	2947459	2770111	2928813	11611430

3.2 Production of Natural Gas (MCFT)

(MCFT)

S.NO	Field	Jul,14	Aug,14	Sep ,14	Oct,14	Cummulative Total from July 2014
PUNJAB						
1	ADHI	1291.49	1293.51	934.35	1315.00	4834.35
2	BAHU	652.20	601.63	486.97	447.12	2187.92
3	BALKASSAR	1.42	1.75	1.86	1.95	6.98
4	BELA	39.66	13.70	9.23	0.00	62.59
5	BHANGALI	0.00	0.00	0.00	0.00	0.00
6	DAKHNI	1252.09	1202.51	677.66	597.15	3729.41
7	DHODAK	125.70	118.50	105.00	114.30	463.50
8	DHULIAN	72.85	72.85	61.86	72.85	280.41
9	DHURNAL	16.36	14.07	14.37	14.03	58.83
10	DOMAIL	0.00	0.00	0.00	0.00	0.00
11	FIMKASSAR	3.41	3.41	3.30	3.41	13.53
12	KAL	2.26	2.10	2.10	1.00	7.46
13	MEYAL	83.68	83.76	71.82	84.66	323.92
14	MISSAKISWAL	3.62	3.61	3.38	4.85	15.46
15	NANDPUR/PANJPIR	267.62	260.55	255.97	262.16	1046.30
16	PARIWALI	202.49	202.66	187.46	203.32	795.93
17	PINDORI	20.96	19.96	18.44	24.10	83.46
18	RAJIN	23.98	23.10	19.67	20.16	86.91
19	RATANA	297.91	284.38	264.00	258.79	1105.08
20	RODHO(SALSABIL)	517.79	503.01	485.77	487.84	1994.41
21	SADKAL	52.62	53.68	50.22	45.17	201.69
22	TOOT	25.13	24.11	23.53	23.85	96.62
23	TURKWAL	1.55	1.55	1.50	1.55	6.15
23	HALINI	0.00	21.97	27.10	32.95	82.02
TOTAL		4954.79	4806.37	3705.56	4016.21	17482.93
SINDH						
1	ADAM	357.00	361.82	282.00	348.00	1348.82
2	ALI	86.53	87.62	82.92	85.28	342.35
3	ALI ZAUR	0.00	0.00	0.00	0.00	0.00
4	BADAR	384.85	383.93	345.94	382.46	1497.18
5	BALUCH	48.45	42.23	23.01	43.56	157.25
6	BAQAR DEEP	0.31	0.00	0.00	0.00	0.31
7	BHATTI/NAKURJI	24.22	22.44	22.11	22.18	90.95
8	BHIT	10068.00	9765.00	9366.00	9223.00	38422.00
9	BIJORO	1.89	1.89	1.52	1.39	6.69
10	BILAL	0.00	0.00	0.00	0.00	0.00
11	BILAL NORTH	0.00	0.00	0.00	0.00	0.00
12	BLOCK-22	187.58	187.84	152.25	130.42	658.09
13	BOBI	534.30	524.10	389.50	410.93	1858.83
14	BUKHARI	0.00	0.00	0.00	0.00	0.00
15	BUKHARI DEEP	60.64	56.61	40.51	42.77	200.53
16	BUZDAR SOUTH	6.54	6.64	6.99	8.01	28.18
17	BUZDAR SOUTH DEEP	344.82	396.79	388.14	375.71	1505.46
18	BUZDAR UNIT	0.00	0.00	0.00	0.00	0.00
19	CHACHAR	27.00	26.93	17.00	10.00	80.93
20	CHAK 2	258.29	263.90	168.73	251.10	942.02
21	CHAK 7A	18.60	18.60	37.91	37.82	112.93
22	DABHI NORTH	2.07	2.28	1.95	0.89	7.19
23	DABHI SOUTH	8.82	11.35	15.74	18.23	54.14
24	DUPHRI	57.05	69.03	62.91	60.80	249.79
25	FATEH SHAH	0.00	0.00	0.00	0.00	0.00
26	FATEH SHAH NORTH	40.38	35.15	30.64	27.17	133.34
27	GHARO	0.75	0.98	0.75	0.84	3.32
28	GHUNGRO	2.41	1.29	3.05	3.29	10.04
29	GOLARCHI	12.46	12.67	12.26	13.09	50.48
30	GOPANG	12.00	12.00	8.00	4.00	36.00
31	HAIDER DEEP	3.19	0.65	8.19	0.00	12.03
32	HALIPOTA	19.87	16.53	19.96	21.67	78.03
33	HASEEB	359.11	270.37	141.25	94.19	864.92
34	JABO	11.67	11.34	12.78	11.01	46.80
35	JABO NORTH	0.00	0.00	0.00	0.00	0.00
36	JAGIR	1.18	1.10	0.96	1.45	4.69
37	JALAL	0.00	0.04	0.00	0.00	0.04
38	JARAR DEEP	290.90	290.04	280.81	288.27	1150.02
39	JHABERI SOUTH	1.83	1.70	1.32	1.25	6.10

Contd.

3.2 Production of Natural Gas (MCFT)

(MCFT)

S.NO	Field	Jul,14	Aug,14	Sep ,14	Oct,14	Cummulative Total from July 2014
40	JOGWANI	50.67	41.58	33.99	32.54	158.78
41	KADANWARI	4837.00	4478.00	3923.00	4484.00	17722.00
42	KAMAL NORTH -1	38.34	32.83	27.96	31.45	130.58
43	KANDHKOT	5423.00	5226.81	4526.00	4304.00	19479.81
44	KATO	2.53	1.87	0.91	0.82	6.13
45	KAUSAR	80.31	75.01	75.29	75.50	306.11
46	KEYHOLE G	0.00	0.00	0.00	0.00	0.00
47	KHASKHELI	6.60	6.20	5.98	6.58	25.36
48	KHASKHELI NORTH	0.00	0.00	0.00	0.00	0.00
49	KHASKHELI DOWN THROWN	0.66	0.65	0.46	0.45	2.22
50	KHOREWAH	212.78	214.17	186.69	204.58	818.22
51	KHOREWAH DEEP	24.66	14.30	22.57	29.07	90.60
52	KOLI	5.33	0.64	6.11	8.32	20.40
53	KOONJ-1A	47.58	47.39	43.98	43.35	182.30
54	KUNNAR	453.13	442.99	454.47	528.51	1879.10
55	KUNNAR PASAKHI DEEP	3769.72	3735.71	3096.36	3512.55	14114.34
56	LAGHARI	5.02	5.28	5.07	5.16	20.53
57	LATIF	3006.00	3150.00	2979.20	2896.00	12031.20
58	LIARI	3619.00	0.00	0.00	0.00	3619.00
59	LIARI DEEP	0.00	1.04	0.00	0.00	1.04
60	LODANO	53.75	52.33	40.92	35.47	182.47
61	LODANO DEEP	41.64	27.19	23.19	25.83	117.85
62	MAKHDUM PUR	24.93	26.94	26.24	34.36	112.47
63	MAKHDUM PUR DEEP	7.75	8.28	6.88	5.57	28.48
64	MALAH	0.30	0.02	0.00	0.00	0.32
65	MARI	18989.32	18991.40	17100.53	18361.90	73443.15
66	MATLI	3.18	3.21	0.00	0.00	6.39
67	MAZARI	5.26	7.77	6.32	3.24	22.59
68	MAZRANI	158.00	155.71	150.00	151.00	614.71
69	MEWA	11.47	11.35	6.18	8.13	37.13
70	MEYUN ISMAIL	0.00	0.00	0.00	0.00	0.00
71	MEYUN ISMAIL DEEP	25.24	24.10	22.15	22.80	94.29
72	MIANO	2089.00	2056.00	1927.53	2079.00	8151.53
73	MISSRI	3.72	3.65	3.35	3.64	14.36
74	MOHANO	1.27	1.23	1.23	1.27	5.00
75	MUBAN	1.89	2.48	2.48	3.26	10.11
76	MULAKI	0.00	0.00	0.00	0.00	0.00
77	NAIMAT BASAL	157.45	133.85	132.76	122.95	547.01
78	NAIMAT WEST	1416.54	1746.97	1464.45	1218.48	5846.44
79	NANDO	33.63	31.48	17.31	15.13	97.55
80	NOORAI JAGIR	0.00	0.00	31.47	0.00	31.47
81	NORTH AKRI	0.83	0.80	0.79	0.87	3.29
82	NUR BAGHLA	196.58	198.48	180.50	176.88	752.44
83	NURPUR DEEP	36.98	34.76	0.00	36.14	107.88
84	PAKHRO	4.59	0.00	2.96	20.72	28.27
85	PANIRO	4.45	3.72	3.82	3.42	15.41
86	PASAKHI	20.62	20.62	19.95	20.62	81.81
87	PIARO DEEP	26.50	24.93	21.73	21.68	94.84
88	PIR	0.00	0.03	0.06	0.08	0.17
89	PIR APAN	0.00	0.00	0.00	0.00	0.00
90	QABUL	0.00	0.00	0.00	0.00	0.00
91	QADIRPUR	14425.66	14151.23	13679.33	11355.94	53612.16
92	QASIM DEEP	145.03	147.30	154.66	147.14	594.13
93	RAHIM NORTH	108.77	108.34	120.62	124.41	462.14
94	RAJO	0.00	0.00	0.00	0.00	0.00
95	RAJPAN	0.00	0.00	0.00	0.00	0.00
96	REHMAN	313.24	312.12	300.66	317.84	1243.86
97	REHMAT	0.00	0.00	0.00	0.00	0.00
98	RIND	0.00	0.00	0.00	0.00	0.00
99	SAKHI	0.00	0.00	0.00	0.00	0.00
100	SAKHI DEEP	31.61	31.80	29.70	31.53	124.64
101	SAKHI SOUTH DEEP	26.00	22.16	12.95	9.67	70.78
102	SAQIB	157.98	152.45	139.42	135.88	585.73
103	SARA/SURI	0.00	0.00	0.00	0.00	0.00
104	SARI HUNDI	56.82	51.31	36.23	44.59	188.95
105	SAWAN	0.00	3395.00	3210.10	3465.00	10070.10

Contd.

3.2 Production of Natural Gas (MCFT)

(MCFT)

S.NO	Field	Jul,14	Aug,14	Sep ,14	Oct,14	Cummulative Total from July 2014
106	SHAH DINO	0.00	0.00	0.00	0.00	0.00
107	SHEIKHANO	8.47	5.09	6.65	8.61	28.82
108	SHEIKHANO DEEP	3.45	2.15	1.40	1.75	8.75
109	SINJHORO	0.00	0.00	0.00	0.00	0.00
110	SONRO	33.02	25.97	27.25	36.35	122.59
111	SOUTH MAZARI	6.46	9.01	6.70	3.34	25.51
112	SOUTH MAZARI DEEP	114.18	85.09	36.50	8.85	244.62
113	SUJAWAL	304.85	308.39	287.98	289.57	1190.79
114	TAJEDI	0.41	0.37	0.36	0.17	1.31
115	TAJJAL	224.00	224.00	207.60	208.00	863.60
116	TANDO GHULAM ALI	61.48	65.97	62.65	62.18	252.28
117	TANGRI	2.55	2.45	2.26	2.33	9.59
118	TANGRI DEEP	55.64	52.29	32.53	45.58	186.04
119	TURK	54.39	51.47	52.45	49.38	207.69
120	TURK DEEP	307.89	292.44	270.46	287.09	1157.88
121	UMER	0.00	0.00	0.00	0.00	0.00
122	USMAN	114.13	111.13	110.99	116.32	452.57
123	ZAMZAMA	6423.00	6209.00	5550.00	6229.00	24411.00
124	ZAUR	17.90	19.59	18.82	17.55	73.86
125	ZAUR DEEP	5.19	6.44	6.13	5.39	23.15
126	ZAUR SOUTH	0.00	0.00	0.00	0.00	0.00
127	ZAUR WEST	0.00	0.00	0.00	0.00	0.00
128	SUMAR DEEP	684.03	636.07	508.11	407.32	2235.53
129	BACHAL	9.93	5.31	6.71	7.75	29.70
130	JAKHRO	136.79	141.20	77.40	137.50	492.89
131	GAGANI	0.00	0.00	0.00	0.00	0.00
132	AASSU	14.66	13.28	13.62	12.88	54.44
133	AMDANI	0.00	0.00	0.00	0.00	0.00
134	LUNDALI	45.00	0.00	0.00	0.00	45.00
135	MARU-RETI	383.13	371.05	349.00	352.23	1455.41
136	MEHAR	970.91	1009.04	1067.59	1119.87	4167.41
137	BAKSH DEEP	638.68	687.12	550.56	447.44	2323.80
138	SOHRAB DEEP	1197.01	1680.71	3641.68	4484.43	11003.83
139	THEBO	129.85	101.82	106.97	118.58	457.22
140	DACHRAPUR	357.89	358.80	347.14	360.38	1424.21
141	JHOK	0.00	0.00	0.00	0.00	0.00
142	RAGNI DEEP	18.07	18.80	18.96	19.83	75.66
143	MURID	28.79	22.30	15.00	11.97	78.06
144	SUTIARI DEEP	1134.77	797.19	131.45	358.61	2422.02
145	DHANI	0.00	0.00	0.84	12.52	13.36
146	KORAI	0.00	0.00	0.00	0.00	0.00
147	RAJANI	0.00	0.00	0.00	0.00	0.00
148	SALEH	0.00	0.00	0.00	32.25	32.25
149	BADHRA	0.00	0.00	0.00	0.00	0.00
150	CHAK 66NE	0.00	0.00	0.00	0.00	0.00
151	NIM	0.00	0.00	0.00	0.00	0.00
152	ZARGHUN SOUTH	0.00	0.00	0.00	167.72	167.72
153	SUHRAT	0.00	15.35	61.90	11.21	88.46
TOTAL		86881.56	85625.23	79767.27	81520.05	333794.11
KHYBER .P.K						0.00
1	CHANDA	127.65	127.98	115.28	121.40	492.31
2	MAKORI	86.60	86.23	69.58	62.75	305.16
3	MAKORI EAST	1817.07	1700.48	1959.65	1662.00	7139.20
4	MAMIKHEL	1089.01	1091.44	1160.20	989.46	4330.11
5	MANZALAI	1964.34	1957.21	1792.75	2263.49	7977.79
6	MARAMZAI	3170.23	3212.94	3049.18	3046.82	12479.17
7	MELA	314.14	317.23	327.09	323.53	1281.99
8	NASHPA	2253.35	2225.12	2200.60	2472.40	9151.47
9	SHEKHAN	0.00	0.00	0.00	0.00	0.00
10	TOLANJ X	0.00	0.00	0.00	0.00	0.00
TOTAL		10822.39	10718.63	10674.33	10941.85	43157.20
BALOCHISTAN						0.00
1	LOTI	714.37	715.75	675.61	688.58	2794.31
2	PIRKOH	443.20	424.14	438.95	423.25	1729.54
3	SUI	13105.00	13081.27	12639.00	13057.00	51882.27
4	UCH	11912.40	11435.00	11720.50	7748.60	42816.50
5	ZARGHUM SOUTH	0.00	0.00	0.00	0.00	0.00
TOTAL		26174.97	25656.16	25474.06	21917.43	99222.62
GRAND TOTAL		128833.71	126806.39	119621.22	118395.54	493656.86

3.3 Production of Crude Oil, Natural Gas and Electricity

Year / Month	Crude Oil (000 Barrels)	Natural Gas(MCFT)	Total (Mn. Kwh)	Hydel	Thermal	Nuclear
2009-10	23706	1482846	94222	27927	63504	2791
2010-11	24041	1471590	86873	31781	52376	2716
2011-12	24573	1558960	67272	28431	53571	5270
2012-13	27841	1505839	86190	29687	51950	4553
2013-14	31585	149368	89883	31698	53283	4902
2013 Sep	2489	124690	8205	2924	4748	533
Nov	2473	121995	7565	2473	4533	559
Dec	2614	129113	6848	1885	4457	506
2014 Jan	2687	128611	6286	867	4877	542
Feb	2448	114115	6129	1997	3705	427
Mar	2865	127962	6254	1589	4288	377
Apr	2779	121018	6225	1766	4078	381
May	2981	124753	6603	2755	3681	167
Jun	2873	122914	5208	3346	1841	21
Jul	2965	128833	8594*	3800	4374	420
Aug	2947	126806	8846*	4187	4148	511
Sep	2770	119621	8223*	3469	4261	493
Oct	2929	118396	8225*	3151	4585	489

* Provisional
r revised

Source: i) Directorate General of Petroleum concession
M/O Petroleum & Natural Resources Islamabad
ii) Electricity Generating Establishment.

3.4 Mineral Production

(Thousand Tonnes)

Year / Month	Oil (000)	Arg Clay	Silica Sand	Gypsum	Lime Stone	Ordinary Stone(MT)	Rock Salt	Coal	Copper	Copper Blister (MT)**
2009-10	1065	4304	411	854	37137	6715	1944	3536	-	18121
2010-11	1133	4484	301	885	32021	6685	1954	3292	-	15672
2011-12	1751	4562	270	1260	35016	6540	2136	3179	-	17931
2012-13	2360	4513	356	1250	38932	4890	2160	2813	-	12285
2013-14	2057	4933	268	1322	36462	2695	2220	3141	-	8864
2013 Oct	124	485	19	90	3230	305	147	233	-	2133
Nov	244	432	29	135	2701	150	220	290	-	-
Dec	218	369	31	108	2896	150	208	255	-	-
2014 Jan	254	345	27	122	2902	155	206	312	-	-
Feb	108	239	20	99	2268	255	196	298	-	-
Mar	220	435	18	150	2851	260	218	312	-	-
Apr	164	487	16	117	3519	205	139	462	-	-
May	97	567	20	108	3979	260	204	447	-	-
Jun	185	517	32	145	4238	50	187	273	-	2331
Jul*	141	229	17	146	3013	155	195	217	-	-
Aug*	187	297	11	113	2773	102	142	162	-	-
Sep*	164	480	12	141	2868	126	202	261	-	-
Oct*	189*	487	15	103	3216	114	144	184	-	-

* Provisional

Contd.

3.4 Mineral Production

(Tonnes)

Year / Month	Oil (000 B)	Bauxite	Barytes	Bentonite	Celestite	China Clay	Chalk	Chromite	Dolomite	Laterite
2009-10	447541	9031	57166	34596	160	22769	2939	257148	130408	181046
2010-11	329100	9033	31836	30840	-	16055	1100	148034	240111	298994
2011-12	384893	30223	48510	16520	-	21555	2749	179203	198392	293625
2012-13	408604	25288	118471	26077	-	22917	810	136443	335819	328067
2013-14	176290	31156	132379	40650	-	16191	1005	68094	673042	380166
2013 Oct	22557r	2110	2048	1691	-	759	135	5109	23387	113021
Nov	11624	2218	14278	2162	-	846	123	5783	33384	31614
Dec	21386	3537	9183	4011	-	1151	141	5475	26868	20123
2014 Jan	26534	2772	4494	2374	-	636	65	7074	33570	26454
Feb	10979	2162	7555	4074	-	1627	-	3759	27659	18507
Mar	11710	2765	28300	1489	-	1046	74	3125	41993	23593
Apr	16567	4187	17063	4118	-	1178	10	5141	195146	17173
May	7658	4588	19040	8222	-	1025	15	6830	92335	27063
Jun	8257	2125	10707	9055	-	1522	10	5572	110814	33580
Jul*	21978	1303	2655	2208	-	772	-	5780	75113	27199
Aug*	9117	636	3500	2648	-	911	-	6486	8559	55673
Sep*	19318	1139	4000	3204	-	863	200	6547	32069	18807
Oct*	9130	4671	2622	3523	-	660	100	4627	13125	24774

* Provisional

Contd.

3.4 Mineral Production

(Tonnes)

Year / Month	Oil (000 B	Fire Clay	Flourite	Fullers Earth	Magnesite	Magnese	Ocher	Ord Sand/Bajri Sand	Soap Stone	Sulphur
2009-10	54198	329055	290	11219	5159	1655	55352	--	53991	26641
2010-11	23254	274042	3156	4180	4908	785	36078	--	47561	27645
2011-12	53235	408187	6859	6906	5444	345	42107	--	55515	25560
2012-13	38218	454645	13344	4259	6705	290	37769	2141	93214	20610
2013-14	81858	458037	7469	6397	3725	3945	32634	3500	72234	35672
2013 Oct	11715	48226	316	432	450	685r	2624	250	5468	2923
Nov	15343	40046	609	606	336	680	2677	600	10476	2750
Dec	6448	45651	657	380	448	600	2476	50	8363	3174
2014 Jan	1660	33765	853	906	380	--	2753	--	10331	3160
Feb	--	26862	799	938	--	--	1732	--	--	2874
Mar	--	34414	964	606	--	--	1772	--	436	3168
Apr	5628	44047	957	458	350	510	2089	--	8213	2968
May	8410	52713	576	338	378	360	3025	--	8661	3103
Jun	1215	47193	1088	457	406	560	4546	--	3043	2951
Jul*	3834	34394	515	1966	224	--	2036	--	11214	3125
Aug*	3048	21740	625	2326	210	400	403	--	7955	3018
Sep*	2348	32292	780	442	266	780	402	--	7552	1723
Oct*	6092	29342	420	311	1024	320	3424	--	4974	81

* Provisional

4. HEALTH

4.1(a) Monthly Immunization Coverage Number of doses administered (0-11 months)children during 2014

Month(s)	BCG	OPV-0	OPV-1	OPV-2	OPV-3	Pentava- lent-1	Pentava- lent-2	Pentava- lent-3	Pneumo- 1	Pneumo- 2	Pneumo- 3	Measles- 1
Jan	525198	405746	497271	475564	456038	496598	472501	454779	475363	448038	430709	424624
Feb	503120	385213	482021	454397	440269	480933	451873	439446	448297	422985	409269	416515
Mar	514655	382458	510467	475154	460467	510264	474701	460935	480788	445640	432791	451966
Apr	487535	357367	493367	480592	470418	497255	479967	470089	463280	451386	442319	479451
May	458787	348140	452260	448345	445106	449792	447608	444123	417859	417049	414166	431932
Jun	462981	353342	431425	424896	432300	434424	427945	435313	405970	401532	411336	428978
Jul	480073	383700	430021	414551	418244	429940	414472	418136	408789	392877	397170	430867
Aug	539767	444242	491876	438896	437476	492088	439040	437708	469737	415834	415311	469963
Sep	540621	430256	508604	455405	435076	508866	455576	435305	487273	437025	416347	474108
Oct	517057	406705	498151	456987	433802	498146	456982	433808	484208	442485	417281	447536
Nov												
Dec												
Total	5029794	3897169	4795463	4524787	4429196	4798306	4520665	4429642	4541564	4274851	4186699	4455940

Source : National Institute of Health, Islamabad.

4.1(b) Monthly Immunization Coverage
Number of doses administered (12-23 Months) children during 2014

MONTH	BCG	OPV-1	OPV-2	OPV-3	Pentavalent-1	Pentavalent-2	Pentavalent-3	Measles-2
Jan	937	1731	1329	2294	1775	1399	1097	343066
Feb	2463	1713	1233	3196	1712	1233	3191	343434
Mar	2594	2836	2077	1871	2783	2045	1835	370358
Apr	15914	4597	3817	3485	4592	3813	3459	399776
May	2078	1689	1403	1319	1685	1400	1253	339376
Jun	4393	1314	864	3022	3370	1208	1306	343568
Jul	1427	713	533	479	802	533	479	340692
Aug	3875	1048	510	574	1016	501	576	362174
Sep	3750	2142	1316	818	2137	1301	822	377989
Oct	3228	1557	832	688	1553	831	687	352631
Nov								
Dec								
Total	40659	19340	13914	17746	21425	14264	14705	3573064

BCG = Bacillus of Chalmette and Guerin
 OPV = Oral Polio Vaccine

Source : National Institute of Health, Islamabad.

**4.1(c) Monthly Immunization Coverage
Number of TT doses administered to women during 2014**

MONTH	Pregnant Women					Childbearing age women				
	TT1	TT2	TT3	TT4	TT5	TT1	TT2	TT3	TT4	TT5
Jan	348508	302479	40183	12529	7776	43448	32770	18221	6293	3011
Feb	358886	296457	39583	12422	7052	46802	34019	18123	8487	3460
Mar	381528	313968	38741	12567	7206	47167	34609	18031	9089	4040
Apr	406729	328086	40546	11976	6498	46936	32837	17722	5806	3396
May	401078	324784	41523	12600	8195	39794	27087	18009	4880	2782
Jun	371594	325646	33212	10815	6801	34649	24673	13328	4907	2726
Jul	346746	311628	31189	9909	5898	35676	24698	13489	4471	2931
Aug	376260	299857	29227	9872	6489	35469	26227	14109	4312	2217
Sep	370078	310332	32998	10064	5953	38630	28060	15594	4962	2774
Oct	230560	199841	25676	7649	4133	32257	21522	13425	3625	2000
Nov										
Dec										
Total	3591967	3013078	352878	110403	66001	400828	286502	160051	56832	29337

TT = Tetanus Toxioid

Source : National Institute of Health, Islamabad.

4.2 Monthly Report on HIV Treatment Centres July, 2014

S. No	Centre Name	Male		Female		Children		Transgender		Total	Total on ART
		Total	On ART	Total	On ART	Total	On ART	Total	On ART		
Federal											
1	PIMS, Islamabad	1529	617	290	152	30	11	2	4	1851	784
Punjab											
2	Mayo Hospital, Lahore	362	163	56	32	6	1	11	1	435	197
3	Services Hospital, Lahore	231	143	77	57	32	8	1	1	341	209
4	Peaditric Unit, Services Hospital, Lahore	0	0	0	0	161	75	0	0	161	75
5	Shaukat Khanum Hospital, Lahore	213	200	162	139	16	1	0	0	391	340
6	Jinnah Hospital, Lahore	671	394	211	114	0	0	25	26	907	534
7	DHQ Hospital, Sargodha	356	69	36	12	5	1	0	0	397	82
8	DHQ Hospital, D.G Khan	568	338	180	116	21	7	1	1	770	462
9	Allied Hospital, Faisalabad	296	180	28	17	0	0	0	0	324	197
10	Aziz Bhatti Hospital, Gujrat	343	212	219	156	0	0	0	0	562	368
Sindh											
11	Civil Hospital, Karachi	1985	602	203	135	27	0	29	10	2244	747
12	Peaditric Unit, Civil Hospital, Karachi	0	0	0	0	32	19	0	0	32	19
13	Indus Hospital, Karachi	264	127	69	33	0	0	0	0	333	160
14	Aga Khan Hospital, Karachi	0	0	0	0	26	15	0	0	26	15
15	Chandka Medical College Hospital, Larkana	456	258	103	60	14	2	0	0	573	320
Khyber Pakhtunkhwa											
16	Hayatabad Medical Complex, Peshawar	1002	710	333	237	68	27	0	0	1403	974
17	KDA Hospital, Kohat	161	115	79	57	13	9	0	0	253	181
Balochistan											
18	Bolan Medical Complex, Quetta	176	88	34	19	10	3	0	0	220	110
Total		8613	4216	2080	1336	461	179	69	43	11223	5774

Source:- National Aids Control Programme, NIH, Islamabad.

4.3(a) Register Veterinary Medical Practitioner With PVMC- 2014

RVMP Registration for the year of 2014	Male	Female	D.V.M	M.Sc	M.Phil	Ph.D	Total
Jan	28	1	29	Nil	Nil	Nil	29
Feb	129	7	136	Nil	Nil	Nil	136
Mar	49	1	48	2	Nil	Nil	50
Apr	9	2	11	Nil	Nil	Nil	11
May	31	4	34	Nil	1	Nil	35
Jun	22	3	23	1	1	Nil	25
Jul	97	20	117	Nil	Nil	Nil	117
Aug	73	13	86	Nil	Nil	Nil	86
Sep	196	41	233	2	1	1	237
Oct	58	5	63	Nil	Nil	Nil	63
Nov							
Dec							
Total	692	97	780	5	3	1	789

Total RVMP Registered since 1st January 2014 to 31st October 2014= 789
 Total RVMP Registered since 30th May 2000 to 31st October 2014= 8685

Source:- Pakistan Veterinary Medical Council, Islamabad.

4.3(b) Registered Animal Husbandry Graduate With PVMC- 2014

RVMP Registration for the year of 2014	Male	Female	B.Sc. (Hons) A.H	M.Sc.	Ph.D	Total
Jan	Nil	Nil	Nil	Nil	Nil	Nil
Feb	Nil	Nil	Nil	Nil	Nil	Nil
Mar	3	Nil	Nil	3	Nil	3
Apr	2	Nil	2	Nil	Nil	2
May	1	Nil	Nil	1	NIL	1
Jun	1	Nil	1	Nil	Nil	1
Jul	2	Nil	Nil	2	Nil	2
Aug	Nil	Nil	Nil	Nil	Nil	Nil
Sep	Nil	Nil	Nil	Nil	Nil	Nil
Oct	Nil	Nil	Nil	Nil	Nil	Nil
Nov						
Dec						
Total	9	Nil	3	6	Nil	9

Total RAHG Registered since 1st January 2013 to 31st October 2014=09
 Total RAHG Registered since 30th May 2000 31st October 2014= 475

Source:- Pakistan Veterinary Medical Council, Islamabad.

4.4 Tuberculosis Report (FTI) (Jul - Sep, 2014)

Provinces/Regions	TB Cases NSS+	CDR SS+**	TB All Types			CDR Total	% Treatment Success Rate* (TSR)
			Male	Female	Total		
Punjab	19722	55	23348	23537	46885	69	NA
Sindh	6588	44	6898	6570	13468	51	NA
K.P.K	3880	44	5113	5313	10426	61	NA
Balochistan	823	26	765	1041	1806	30	NA
F.A.T.A	269	17	405	453	858	30	NA
Gilgit Baltistan	53	12	173	258	431	50	NA
AJK	437	28	618	648	1266	44	NA
ICT	92	23	170	165	335	44	NA
Pakistan	31864	48	37490	37985	75475	61	NA

CDR : Case Deduction Rate

SS+ Sputum Smear Positive

* Available One Year Lag

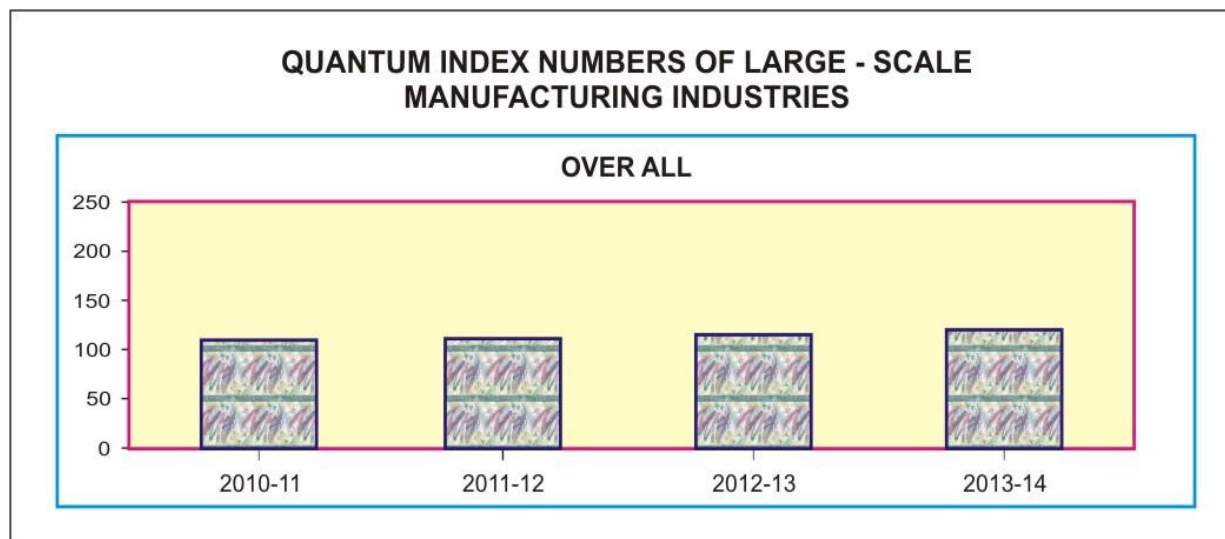
** Based on revised WHO estimates.

Source: National TB Control Programme NIH, Islamabad.

5. MANUFACTURING

5.1 Quantum Index Numbers of Large-Scale Manufacturing Industries

Year/month	Manufacturing (Over all)	Selected Items						
		Vegetable Ghee	Tea Blended	Cigarettes	Cotton Yarn	Cotton Cloth	Jute Goods	Paper & Board
(2005-06=100)								
2010-11	111.14	94.81	103.43	101.97	115.43	112.89	89.16	95.79
2011-12	112.44	95.76	118.91	96.60	116.03	113.23	90.03	116.64
2012-13	117.04	98.88	141.83	105.05	118.51	113.86	98.39	135.35
2013-14	121.66	102.52	160.93	100.54	120.40	114.64	97.34	150.24
2013 Oct	111.88	97.80	152.91	98.15	120.21	114.71	91.45	168.41
Nov	138.40	105.29	172.19	96.36	119.55	114.05	104.05	153.92
Dec	134.08	101.91	182.11	97.31	120.16	114.32	112.15	128.22
2014 Jan	138.47	105.64	184.55	95.59	120.35	114.98	108.86	104.73
Feb	137.26	105.92	170.89	103.05	119.81	114.18	96.57	134.62
Mar	135.35	105.64	183.64	126.27	121.20	114.85	103.91	152.84
Apr	124.13	100.71	153.53	128.44	121.15	114.45	95.46	159.52
May	118.43	104.44	147.02	134.21	121.57	115.25	87.29	165.69
Jun	115.18	102.09	148.13	62.30	121.43	114.95	81.80	157.26
Jul	110.78	103.48	171.74	81.18	121.48	115.05	81.22	172.90
Aug	113.54	102.39	177.06	84.83	121.34	114.71	85.23	185.03
Sep	116.75	108.73	184.98	90.31	120.96	114.45	93.31	183.60
Oct	114.92	100.50	179.13	85.26	120.02	114.18	83.25	173.71



Contd.

5.1 Quantum Index Numbers of Large-Scale Manufacturing Industries

Year/month	Selected Items				
	Cement	Auto Mobile	Fertilizers		
			Nit Fertilizer	Phos Fertilizer	Total
(2005-2006=100)					
2010-11	154.69	103.80	126.93	93.26	96.29
2011-12	159.22	107.31	121.21	93.91	96.37
2012-13	167.29	93.54	133.94	88.40	92.49
2013-14	168.62	91.15	137.52	104.81	107.75
2013 Oct	163.54	91.42	117.30	164.10	121.51
Nov	158.50	83.83	105.93	148.26	109.74
Dec	176.15	85.16	105.78	151.01	109.85
2014 Jan	161.99	96.02	101.55	36.39	95.69
Feb	158.11	90.71	91.81	74.85	90.29
Mar	190.11	104.11	101.32	168.11	107.33
Apr	183.90	96.27	97.74	136.83	101.26
May	178.09	99.76	95.53	159.01	101.25
Jun	188.49	89.15	101.84	149.22	106.10
Jul	113.16	76.41	107.43	147.60	111.04
Aug	154.62	100.73	112.84	155.77	116.70
Sep	180.74	115.30	103.18	156.67	108.00
Oct	167.29	99.28	111.65	158.41	

5.2 Production of Manufacturing Items

Year/month	Vegetable Ghee (i)		Sugar (i)		Tea Blended (ii)	
	No. of reporting factories	Production (Tonnes)	No. of reporting factories	Production (Tonnes)	No. of reporting factories	Production (Tonnes)
(2005-06=100)						
2010-11	87	1091810	78	4168721	5	65782
2011-12	87	1102861	78	4634093	5	75628
2012-13	87	1138754	78	5073501	5	90201
2013-14	87	1180619	78	5582353	5	102352
2013 Oct	87	93859	78	0	5	7785
Nov	87	101049	78	61050	5	9126
Dec	87	97806	78	1244932	5	9652
2014 Jan	87	101386	78	1495573	5	9781
Feb	87	101649	78	1418391	5	9057
Mar	87	101386	78	904594	5	9733
Apr	87	96650	78	398546	5	8137
May	87	100232	78	27388	5	7792
Jun	87	97978	78	31879	5	7851
Jul	87	97996	78	0	5	8816
Aug	87	90903	78	0	5	9384
Sep	87	104347	78	0	5	9957
Oct	87	96449	78	0	5	9494

Contd.

5.2 Production of Manufacturing Items

Year/month	Beverages (iii) *		Cigarettes (ii)	
	No. of reporting factories	Production (000 litres)	No. of reporting factories	Production (Million Nos.)
(2005-2006=100)				
2010-11	...	1490983	14	65403
2011-12	...	1812430	14	61954
2012-13	...	2077729	14	67377
2013-14	...	2510288	14	64482
2013 Oct	...	188662	14	5246
Nov	...	174745	14	5150
Dec	...	110677	14	5201
2014 Jan	...	126472	14	5109
Feb	...	172437	14	5508
Mar	...	227109	14	6749
Apr	...	233995	14	6865
May	...	262614	14	7173
Jun	...	252283	14	3330
Jul	...	274080	14	4339
Aug	...	326267	14	4534
Sep	...	296258	14	4827
Oct	...	287898	14	4557

*** Not available

* In the new base 2005-06 Beverages has been replaced by soft drinks, juices, syrups and squashes and liquors.

Source: (i) Ministry of Industries & Production.

(ii) Provincial Bureaus of Statistics.

(iii) Central Board of Revenue.

Contd.

5.2 Production of Manufacturing Items

Year/ month	No. of reporting factories	Cotton Textiles (Mills sector)												
		Capacity installed			Capacity worked			Spindle hours worked (Mn. No.)	Looms hours worked (Mn.No.)	Rotors hours worked (Mn.No.)	Consum- ption of Raw Cotton (Tonnes)	Total Yarn Produ- ction (Tonnes)	Surplus Yarn (Tonnes)	Total Prod- uction of Cloth(000) (Sq.m)
		No. of Spindles (000)	No. of Looms (000)	No. of Rotors (000)	No. of Spindles (000)	No. of Looms (000)	No. of Rotors (000)							
2007-08	427	11834	8	203	9960	4	124	76400	21	512	3159170	2809383	2700283	1016390
2008-09	369	10514	9	153	9406	4	71	75408	24	485	2638235	2274347	2327217	1019183
2009-10	439	11392	7	195	10632	5	140	6221	2	40	3372364	2880970	2768071	1004587
2010-11	433	11421	7	195	10757	5	143	6903	2	40	3405727	2956972	1006567	1029672
2011-12		10994	7	161	9885		100							
2012 Jan	373	10994	7	161	9963	5	103	6498	2	40	231500	201000	82283	85250
Feb	373	10994	7	161	9925	5	103	6300	2	40	230575	200500	88197	85000
Mar	373	10994	7	161	9887	5	103	6382	2	40	231380	201200	88304	85350
Apr	373	10994	7	161	9906	5	104	6400	2	41	228850	199000	89483	85050
May	373	10994	7	161	9806	5	104	6491	2	41	222080	198000	89766	84500
Jun	373	10994	7	161	9893	5	103	6401	2	40	223070	198200	88626	84200
Jul	373	10994	7	161	9906	5	104	6301	2	42	236841	217900	82358	85520
Aug	373	10994	7	161	9893	5	104	6398	2	41	236640	218263	81553	85500
Sep	373	10994	7	161	9809	5	104	6400	2	40	238548	156904	81600	85600
Oct	373	10994	7	161	9893	5	109	6491	2	41	238290	219111	85590	85750
Nov	373	10994	7	161	9886	5	111	6401	2	40	237899	218935	83431	85500
Dec	373	10995	8	171	9892	5	120	6491	2	41	238456	219669	82792	85458

Contd.

5.2 Production of Manufacturing Items

Year / month	Cotton Cloth (Mills Sector) (Thousand square metres)															Grand Total
	Fine					Medium					Coarse					
	Grey	Bleached	Dyed & Printed	Blended	Total	Grey	Bleached	Dyed & Printed	Blended	Total	Grey	Bleached	Dyed & Printed	Blended	Total	
2007-08	318397	17800	80925	41347	458469	97785	38207	212153	6803	354948	130590	18053	47859	6588	193090	1006507
2008-09	323350	20706	80446	42402	466904	101250	38695	204411	6839	351195	130882	17981	45775	6946	201584	1019683
2009-10	323595	31995	61290	44402	451282	101895	39541	204656	7839	353931	131728	18826	46620	7200	204374	1009587
2010-11	324931	23331	62626	45202	491745	103231	40877	205992	8239	351655	133064	20162	47956	7228	186272	1029672
2011-12	28205	2966	6454	4228	431006	9729	3341	14382	580	343794	19832	822	7292	686	183902	1018702
2012 Jan	--	--	--	--	40810	--	--	--	--	28843	--	--	--	--	15597	85250
Feb	--	--	--	--	40710	--	--	--	--	28768	--	--	--	--	15522	85000
Mar	--	--	--	--	10860	--	--	--	--	28868	--	--	--	--	15622	85350
Apr	--	--	--	--	40760	--	--	--	--	28768	--	--	--	--	15522	85050
May	--	--	--	--	40510	--	--	--	--	28618	--	--	--	--	15372	84500
Jun	28205	2966	6454	4228	41853	9729	3341	14382	580	28032	9916	411	3646	343	14316	84201
Jul	--	--	--	--	40920	--	--	--	--	28923	--	--	--	--	15677	85520
Aug	--	--	--	--	40710	--	--	--	--	28768	--	--	--	--	15522	85000
Sep	--	--	--	--	40895	--	--	--	--	29475	--	--	--	--	12530	85600
Oct	--	--	--	--	40926	--	--	--	--	28985	--	--	--	--	15839	85750
Nov	--	--	--	--	40910	--	--	--	--	28918	--	--	--	--	15672	85500
Dec	--	--	--	--	43110	--	--	--	--	28032	--	--	--	--	14316	85458

Source: Textile Commissioner's Organization.

Contd.

5.2 Production of Manufacturing Items

Year / month	No. of reporting factories	Jute Textiles									
		Capacity installed		Capacity worked		Production (Tonnes)				Raw Jute consumed (Bales)	
		No. of Spindles	No. of Looms	No. of Spindles	No. of Looms	Total	Hessian	Sacking	Others		
(2005-2006=100)											
2010-11	10	36076	1851	25327	1044	93174	18218	62630	12326	571874	
2011-12	94087	15960	67138	10989	...	
2012-13	102820	12748	77188	12884	...	
2013-14	101722	15142	71339	15241	...	
2013 Oct	10	36392	1735	23507	969	7964	1178	5599	1187	47352	
Nov	10	36392	1755	23354	971	9061	1354	6329	1378	21961	
Dec	10	36392	1755	23476	1021	9767	1450	6967	1350	54772	
2014 Jan	10	36392	1755	23476	1021	9482	1467	6644	1371	...	
Feb	10	36392	1755	23476	1021	8410	1349	5953	1108	...	
Mar	10	36392	1755	23476	1021	9049	1421	6206	1422	...	
Apr	10	36392	1755	23476	1021	8313	1047	6077	1189	...	
May	10	36392	1755	23476	1021	7602	992	5225	1385	...	
Jun	10	36392	1755	23476	1021	7124	987	4876	1261	...	
Jul	10	36392	1755	23476	1021	7073	968	4883	1222	...	
Aug	10	36392	1755	23476	1021	7422	1044	5200	1178	...	
Sep	10	36392	1755	23476	1021	7422	1043	5619	1464	...	
Oct	10	36392	1755	23476	1021	7422	871	4697	1682	...	

Contd.

5.2 Production of Manufacturing Items

Year/month	Paper		Paper Board	
	No. of reporting factories	Production (Tonnes)	No. of reporting factories	Production (Tonnes)
(2005-2006=100)				
2010-11	19	228675	26	206065
2011-12	19	246342	26	283025
2012-13	19	232361	26	381938
2013-14	19	214298	26	467541
2013 Oct	19	24219	26	39473
Nov	19	15798	26	42416
Dec	19	15559	26	32933
2014 Jan	19	15079	26	24532
Feb	19	15616	26	35296
Mar	19	18042	26	39764
Apr	19	19918	26	40414
May	19	17600	26	45065
Jun	19	16596	26	42882
Jul	19	20490	26	41221
Aug	19	16782	26	43092
Sep	19	18398	26	43773
Oct	19	18796	26	41415

Contd.

5.2 Production of Manufacturing Items

Year / month	Chemicals (Tonnes)				
	No. of reporting factories	Soda Ash (i)	Caustic Soda (i)	Sulphuric Acid (ii)	Chlorine Gas (ii)
(2005-2006=100)					
2010-11	12	378048	172031	114773	15157
2011-12	12	370743	179097	100403	15770
2012-13	12	366238	182869	89431	15495
2013-14	12	409148	167465	85773	14902
2013 Oct	12	32890	17952	7050	1243
Nov	12	32182	15324	7223	1256
Dec	12	34394	13758	10286	1202
2014 Jan	12	34048	11554	7153	1080
Feb	12	31205	11352	3555	1287
Mar	12	35034	14068	7868	1291
Apr	12	38225	13995	6362	1302
May	12	40138	15087	6176	1110
Jun	12	33788	13613	6171	1099
Jul	12	37942	14146	6491	1176
Aug	12	37603	15203	6143	1052
Sep	12	37030	15033	10997	1154
Oct	12	37988	15214	7021	1199

Contd.

5.2 Production of Manufacturing Items

Year/month	Chemical Fertilizers (Tonnes) (i)						Paints & Varnishes Solid(iii)		Paints & Varnishes Liquid (iii)	
	No. of reporting factories	Urea	Super Phosphate	Ammonium Nitrate	Nitro Phosphate	DI.Amm. Phosphate	No. of reporting factories	Production (Tonnes)	No. of reporting factories	Production (000 Ltrs.)
(2005-2006=100)										
2010-11	11	4552068	173250	275061	252335	663782	102	25673	169	48924
2011-12	11	4470662	114727	432290	337624	622649	102	23026	169	38371
2012-13	11	4215088	79304	401270	291922	729917	102	28048	169	40528
2013-14	11	4930283	87754	519104	447168	693142	102	36714	169	43908
2013 Oct	11	447093	10184	56367	55425	63623	102	3137	169	3276
Nov	11	423461	126634	40477	30840	66748	102	2899	169	3258
Dec	11	420412	4487	40345	32682	68824	102	3197	169	3359
2014 Jan	11	399378	3220	40155	33340	3332	102	3066	169	3345
Feb	11	361536	7530	36243	28658	25371	102	2933	169	3324
Mar	11	384791	9283	54016	43333	70699	102	3003	169	3449
Apr	11	382988	8557	45422	28230	60142	102	3805	169	3636
May	11	375283	8805	37416	37673	70514	102	3428	169	4124
Jun	11	404825	6006	35530	31123	66555	102	3485	169	3705
Jul	11	428831	6384	36104	33064	65480	102	3618	169	4391
Aug	11	451284	6050	35857	34109	69156	102	3476	169	3652
Sep	11	406817	5829	35302	34704	67786	102	3441	169	4705
Oct	11	438275	5136	43575	37856	68333	102	3610	169	4833

Source: (i) M/o. Industries & Production.
(ii) Provincial Bureau of Statistics.

Contd.

5.2 Production of Manufacturing Items

Year/ Month	No. of Reporting Refineries	Petroleum Products (000 Ltrs.)											Total Petroleum Products
		Jet Fuel	Kerosene	Motor Spirit	High Speed Diesel	Diesel Oil N.O.S.	Furnace Oil	Lubri- cating Oil	Jute Batching Oil	Solvent- Neptha	L.P.G.	Petroleum Products N.O.S.	
(2005-2006=100)													
2010-11	4	1054216	143637	1695852	3851414	51700	2566930	221456	3356	1052751	343250	289826	11274387
2011-12	4	890346	156877	1687118	3828574	30230	2282991	234177	3526	923630	341611	264025	10643104
2012-13	4	936028	179871	2056737	4583975	40041	2777820	224823	3489	898671	420457	272492	12394404
2013-14	4	995514	175699	2171499	5088237	60893	3041178	224608	2789	1008195	380597	279584	13428792
2013 Oct	4	86145	15789	175327	433481	3985	257260	20552	140	75858	30824	21331	1120693
Nov	4	70876	13110	181655	422551	5665	261431	18230	331	60423	34178	23960	1092413
Dec	4	91056	13059	187469	387624	5466	254891	17784	282	70176	31413	24899	1084125
2014 Jan	4	87709	6447	168542	405360	3932	253617	17693	276	86247	31512	17646	1079062
Feb	4	91912	8094	173268	417692	6812	282719	18261	315	90241	29481	18979	1138133
Mar	4	91623	24148	18569	418888	7283	256768	18947	219	90270	33236	22323	1150274
Apr	4	85369	14765	178814	397713	3229	219221	14657	161	80408	33942	23429	1050707
May	4	89272	14103	185150	463937	5423	262438	18825	210	102845	28378	26641	1197222
Jun	4	83665	13610	176693	447409	6833	255248	18448	219	111836	30599	29835	1184394
Jul	4	83904	14512	192238	440777	3302	256875	18337	175	91045	33593	21029	1155787
Aug	4	81008	15494	193424	424952	5136	248923	15888	144	84769	28993	19408	1118140
Sep	4	84429	17143	168826	391629	6281	235241	19587	255	84411	28699	22454	1058959
Oct	4	88180	17121	199730	457889	4630	273367	18668	44	92582	33054	15504	1200768

Source: Oil companies advisory committee (OCAC)

Contd.

5.2 Production of Manufacturing Items

Year/month	Manufacture/Assembly of Automobiles (Nos.) (i)							Bicycles (ii)	
	Cars	Jeeps (4x4)	Light commercial vehicles	Trucks	Buses	Motor Cycles	Tractors	No. of reporting factories	Production (Nos.)
(2005-2006=100)									
2010-11	133972	883	19142	2810	490	1638457	70855	5	345272
2011-12	154255	451	20929	2597	568	1649532	48152	5	262096
2012-13	120332	1475	14517	1923	522	1675071	50871	5	232979
2013-14	116281	1217	17477	2674	559	1728137	34524	5	205448
2013 Oct	9152	92	2047	189	92	140004	3302	5	16194
Nov	8072	87	3191	206	22	141038	3816	5	21094
Dec	7982	61	1121	217	30	138820	4850	5	19224
2014 Jan	10808	123	1429	203	54	156803	1651	5	17692
Feb	10318	71	1504	237	60	143195	1275	5	19080
Mar	11480	112	1628	303	35	156607	3401	5	16436
Apr	10726	79	1349	256	26	138110	4007	5	16018
May	10561	181	1308	253	30	155374	4025	5	18012
Jun	9637	127	1465	358	57	137521	1775	5	17881
Jul	7056	70	1257	216	45	144011	2062	5	12226
Aug	11170	120	1441	374	51	146905	3204	5	18178
Sep	12464	143	1671	430	49	140955	6630	5	20912
Oct	11155	117	1476	246	26	144541	3721	5	21064

Contd.

5.2 Production of Manufacturing Items

Year/month	Steel Products (Tonnes) (i)					
	Coke	Pig iron	Billets	H.R. sheets/ strips/plates/ coils	C.R. sheets/ strips/plates/ coils	Galvanized sheets
(2005-2006=100)						
2010-11	301701	433104	3913	358597	87946	5440
2011-12	192876	249135	1403	180087	25910	0
2012-13	203359	201489	0	14969	2383	0
2013-14	31924	89433	0	11605	2484	0
2013 Oct	0	5144	0	8069	0	0
Nov	0	3904	0	0	0	0
Dec	0	4027	0	3551	0	0
2014 Jan	0	4240	0	2784	0	0
Feb	0	7755	0	8159	0	0
Mar	0	4800	0	2440	898	0
Apr	0	2176	0	0	0	0
May	0	9420	0	8388	0	0
Jun	0	9676	0	2086	1155	0
Jul	15930	10398	36	7675	0	0
Aug	14345	14191	0	9269	1427	0
Sep	23090	25486	1113	17876	0	0
Oct	17977	3333	76	620	0	0

Contd.

5.2 Production of Manufacturing Items

Year/month	Cycle Tyres (i)		Cycle Tubes (i)		Motor tyres (ii)		Motor tubes (ii)		Cement (ii)	
	No. of reporting factories	Production (000 Nos.)	No. of reporting factories	Production (000 Nos.)	No. of reporting factories	Production (000 Nos.)	No. of reporting factories	Production (000 Nos.)	No. of reporting factories	Production (000 MT)

(2005-2006=100)

2010-11	9	2879	9	6534	4	9222	4	19108	21	28716
2011-12	9	3431	9	6846	4	7011	4	20338	21	29557
2012-13	--	3429	9	7746	4	7864	4	20269	21	31055
2013-14	--	4067	9	8033	4	8770	4	20837	21	31303
2013 Oct	9	345	9	669	4	717	4	1717	21	2530
Nov	9	349	9	709	4	765	4	1809	21	2440
Dec	9	338	9	715	4	806	4	1729	21	2711
2014 Jan	9	340	9	668	4	741	4	1736	21	2506
Feb	9	345	9	673	4	739	4	1738	21	2446
Mar	9	338	9	675	4	748	4	1739	21	2941
Apr	9	343	9	655	4	730	4	1738	21	2845
May	9	327	9	679	4	771	4	1763	21	2755
Jun	9	352	9	641	4	715	4	1755	21	2916
Jul	9	339	9	684	4	772	4	1766	21	2060
Aug	9	380	9	752	4	709	4	1730	21	2392
Sep	9	326	9	706	4	722	4	1731	21	2792
Oct	9	406	9	753	4	726	4	1747	21	2588

Source:(i) Provincial Bureaus' of Statistics.
(ii) M/o. Industries & Production.

Contd.

5.2 Production of Manufacturing Items

Year/month	No. of reporting factories	Electric Bulbs (iii) Production (000 Nos.)	No. of reporting factories	Electric Tubes (iii) Production (000 Metres)
2010-11	6	79610	2	1180
2011-12	6	78981	2	1266
2012-13	6	79743	2	0
2013-14	6	75528	2	0
2013 Oct	6	7440	2	0
Nov	6	7495	2	0
Dec	6	6670	2	0
2014 Jan	6	5661	2	0
Feb	6	5330	2	0
Mar	6	6053	2	0
Apr	6	5777	2	0
May	6	5254	2	0
Jun	6	5311	2	0
Jul	6	4353	2	3
Aug	6	5344	2	4
Sep	6	5825	2	5
Oct	6	7850	2	6

Contd.

5.2 Production of Manufacturing Items

Year/month	Sewing Machines (ii)		Electric Motors (ii)		Electric Transformers (ii)		T.V. Sets (iii)	
	No. of reporting factories	Production (Nos.)	No. of reporting factories	Production (Nos.)	No. of reporting factories	Production (Nos.)	No. of reporting factories	Production (Nos.)
(2005-2006=100)								
2010-11	7	47026	23	10469	10	13691	14	425592
2011-12	7	39603	23	9126	10	23683	14	268801
2012-13	7	32876	23	7539	10	26411	14	462938
2013-14	7	19845	23	9891	10	11363	14	426374
2013 Oct	7	1211	23	945	10	155	14	34706
Nov	7	1718	23	841	10	717	14	35393
Dec	7	1685	23	747	10	822	14	35100
2014 Jan	7	1999	23	781	10	783	14	37597
Feb	7	1869	23	782	10	694	14	36951
Mar	7	1600	23	874	10	772	14	39931
Apr	7	707	23	877	10	1106	14	34491
May	7	2692	23	879	10	1247	14	34997
Jun	7	2595	23	847	10	1366	14	34718
Jul	7	2032	23	752	10	1939	14	34375
Aug	7	1551	23	814	10	2548	14	36024
Sep	7	583	23	807	10	2822	14	36447
Oct	7	1377	23	810	10	2800	14	37869

Source: (i) M/o. Industries & Production
(ii) Provincial Bureaus of Statistics
(iii) Pakistan Electronic Manufacturer Association(PEMA)

6. MONEY & CREDIT

6.1 Reserve Money

(Million Rupees)

Components	2009-10	2010-11	2011-12	2012-13	2013-14
A. Currency in Circulation	1295385	1501411	1673746	1939267	2177873
B. Cash in Tills	87673	104852	110055	110867	139490
C. Other Deposits with SBP	6663	10145	8899	10523	13147
D. Bank Deposits	289566	349434	396172	475648	530746
Reserve Money (A+B+C+D)	1679287	1965842	2188872	2536305	2861256
Factor affecting Reserve Money (RM)					
A. Government Sector(1+2)	1224942	1222060	1727905	2235863	2432250
1. Budgetary Borrowings	1208651	1200660	1706008	2212823	2409794
2. Others	16291	21400	21897	23040	22456
B. Non-Govt. Sector (1+2+3)	306625	309342	284061	295111	494563
1. Claims on Scheduled Banks (a+b+c+d+e)	312680	315182	288789	300649	500041
a. Agriculture Sector	55483	53228	52131	52278	51923
b. Industrial Sector	42107	41943	42336	41057	42833
c. Export Sector	185541	190460	164768	177756	160553
d. Housing Sector	--	--	--	--	--
e. Others	29549	29551	29554	29557	244731
2. Claims on NBFIs	17628	18075	19187	18537	18597
3. Special a/c debt Repayment	-23683	-23915	-23915	-24075	-24075
C. Other Items (Net)	-231152	-179695	-211666	-128620	-555023
D. Net Domestic Assets (A+B+C)	1300415	1351707	1800300	2402354	2371790
E. Net Foreign Assets	378872	614134	388572	133951	489467
F. Reserve Money (D+E)	1679287	1965841	2188872	2536305	2861256

Contd.

6.1 Reserve Money

(Million Rupees)

Components	2013			2014
	Oct.	Nov.	Dec.	Jan.
A. Currency in Circulation	2150646	2134640	2086655	2137754
B. Cash in Tills	130325	122083	133340	117581
C. Other Deposits with SBP1	11052	11433	10866	10600
D. Bank Deposits	455404	475335	493540	478681
Reserve Money (A+B+C+D)	2747428	2743491	2724402	2744617
Factor Affecting Reserve Money (RM)				
A. Government Sector(1+2)	2818921	2690959	2696919	2667073
1. Budgetary Borrowings	2797466	2669686	2675725	2644162
2. Others	21455	21272	21194	22911
B. Non-Govt. Sector (1+2+3)	472033	492666	526057	526883
1. Claims on Scheduled Banks(a+b+c+d+e)	477474	498320	531811	532546
a. Agriculture Sector	52139	52161	52118	52013
b. Industrial Sector	38055	39357	39715	40496
c. Export Sector	172235	191756	201904	201962
d. Housing Sector	-	-	-	-
e. Others	215045	215045	238075	238075
2. Claims on NBFIs	18635	18421	18320	18412
3. Special a/c debt Repayment	-24075	-24075	-24075	-24075
C. Other Items (Net)	-493663	-326272	-401713	-325965
D. Net Domestic Assets (A+B+C)	2797292	2857353	2821262	2867992
E. Net Foreign Assets	-49863	-113862	-96861	-123375
F. Reserve Money (D+E)	2747428	2743491	2724402	2744617

Contd.

6.1 Reserve Money

(Million Rupees)

Components	2014			
	Feb.	Mar.	Apr.	May
A. Currency in Circulation	2137141	2116884	2125530	2158947
B. Cash in Tills	120244	137143	116883	119786
C. Other Deposits with SBP1	10661	10726	12839	13623
D. Bank Deposits	480763	472541	466687	439916
Reserve Money (A+B+C+D)	2748809	2737295	2721939	2732272
Factor Affecting Reserve Money (RM)				
A. Government Sector(1+2)	2421784	2300997	2189790	2298976
1. Budgetary Borrowings	2398626	2277916	2175773	2276278
2. Others	23159	23081	23017	22699
B. Non-Govt. Sector (1+2+3)	516695	525673	521265	510926
1. Claims on Scheduled Banks(a+b+c+d+e)	522285	531310	526799	516432
a. Agriculture Sector	52007	51977	51935	51974
b. Industrial Sector	41884	44146	43802	43544
c. Export Sector	190321	181190	177065	166915
d. Housing Sector	-	-	-	-
e. Others	238074	253998	253998	253998
2. Claims on NBFIs	18484	18438	18541	18569
3. Special a/c debt Repayment	-24075	-24075	-24075	-24075
C. Other Items (Net)	-163988	-163359	-250992	-507600
D. Net Domestic Assets (A+B+C)	2774492	2663312	2469064	2302303
E. Net Foreign Assets	-25683	73983	252875	429969
F. Reserve Money (D+E)	2748809	2737295	2721939	2732272

Contd.

6.1 Reserve Money

(Million Rupees)

Components	2014				
	Jun.	Jul.	Aug.	Sep.	Oct.
A. Currency in Circulation	2177873	2312992	2205677	2261802	2328532
B. Cash in Tills	139490	163246	129155	135383	134652
C. Other Deposits with SBP1	13147	13198	13316	13851	13078
D. Bank Deposits	530746	449947	514821	380463	514917
Reserve Money (A+B+C+D)	2861256	2939383	2862969	2791499	2991180
Factor Affecting Reserve Money (RM)					
A. Government Sector(1+2)	2432250	2559021	2539392	2358827	2503978
1. Budgetary Borrowings	2409794	2537861	2520413	2338664	2483292
2. Others	22456	21160	18979	20163	20686
B. Non-Govt. Sector (1+2+3)	494563	501903	465227	499753	531869
1. Claims on Scheduled Banks(a+b+c+d+e)	500041	507774	471067	505393	537484
a. Agriculture Sector	51923	51820	51792	51752	51709
b. Industrial Sector	42833	42733	42109	42260	43819
c. Export Sector	160553	168491	132434	163057	193633
d. Housing Sector	--	--	--	--	--
e. Others	244731	244731	244731	248324	248324
2. Claims on NBFIs	18597	18204	18235	18436	18460
3. Special a/c debt Repayment	-24075	-24075	-24075	-24075	-24075
C. Other Items (Net)	-555023	-576268	-575867	-548711	-496969
D. Net Domestic Assets (A+B+C)	2371790	2484656	2428751	2309869	2538878
E. Net Foreign Assets	489467	454727	434217	481629	452302
F. Reserve Money (D+E)	2861256	2939383	2862969	2791499	2991180

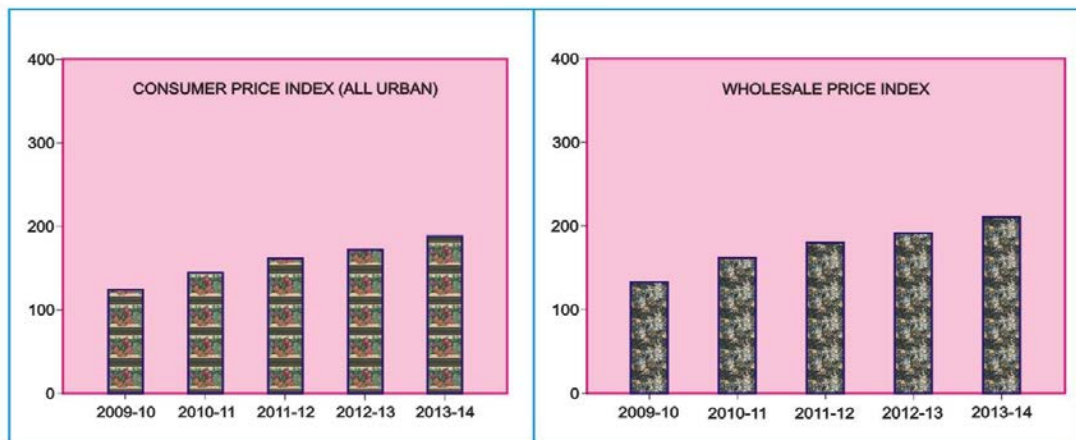
Note: 1) Excluding IMP A/c Nos. 1,2 & SAF A/c loan, counterpart funds and deposits of foreign, government, Central Bank, international organizations and deposit money banks
2) Source agency has made some changes in table Monetary Statistics and renamed as Reserve Money
3) P = Provisional

7. PRICE

7.1 Price Indices (General) with Percentage Change

Year / month	Consumer price index (all urban)		Wholesale Price Index	
	index	Annual/monthly rate of change (%)	index	Annual/monthly rate of change (%)
(2007-08 = 100)				
2009-10	128.85	10.10	135.40	13.85
2010-11	146.45	13.66	164.17	21.25
2011-12	162.57	11.01	181.29	10.42
2012-13	174.53	7.36	194.61	7.35
2013-14	189.58	8.62	210.48	8.15
2013 Oct	188.82	1.97	211.70	1.13
Nov	191.21	1.27	212.22	0.25
Dec	188.68	-1.32	210.11	-0.99
2014 Jan	189.60	0.49	211.23	0.53
Feb	189.00	-0.32	210.94	-0.14
Mar	190.82	0.96	211.66	0.34
Apr	194.06	1.70	211.88	0.10
May	193.55	-0.26	211.71	-0.08
Jun	194.74	0.61	214.60	1.37
Jul	198.05	1.70	215.76	0.54
Aug	198.70	0.33	214.73	-0.48
Sep	199.40	0.35	215.06	0.15
Oct	199.81	0.21	214.39	-0.31

PRICE INDICES (GENERAL)
(2007-08=100)



7.2 Combined Sensitive Price Indicator (SPI) by Quintile

Year/Month	Quintile						
	Q.1	Q.2	Q.3	Q.4	Q.5	Q.6	
(2007-08=100)							
2009 - 10	136.80	138.05	140.26	140.03	142.54	139.84	
2010 - 11	159.47	161.21	160.54	166.27	168.82	164.03	
2011 - 12	170.77	174.11	173.67	181.09	185.59	178.67	
2012 - 13	184.04	190.29	189.05	190.39	190.78	189.61	
2013 - 14	201.15	206.95	208.93	210.70	209.74	208.66	
2013	Oct	200.93	206.51	207.95	209.53	208.61	207.69
	Nov	207.40	212.58	215.92	217.42	215.13	214.76
	Dec	202.14	207.70	211.31	213.30	212.02	210.78
2014	Jan	199.67	205.44	209.20	211.43	210.68	208.99
	Feb	199.49	205.12	208.79	210.92	210.16	208.55
	Mar	203.77	209.24	212.77	214.60	213.12	212.08
	Apr	203.91	209.58	212.44	214.15	212.68	211.78
	May	200.84	207.07	209.95	212.12	211.34	209.80
	Jun	203.07	209.47	212.49	214.79	214.05	212.40
	Jul	207.04	213.40	216.40	218.64	217.57	216.14
	Aug	208.76	214.85	217.62	219.57	218.08	217.08
	Sep	209.27	215.18	217.82	219.55	217.76	217.06
	Oct	209.21	215.07	217.61	219.21	217.14	216.67

7.3 Combined Consumer Price Index Numbers by Commodity Groups

Year/month	General	Food & Non - Alcoholic Beverages	Alcoholic Beverages Tobacco	Clothing & Footwear	Housing water, Elec, Gas Fuels	H.hold Equip & Repair, Maintainance	Health	Transport	Communi- cation	Recreation & Culture	Education	Restau & Hotels	Miscellaneous goods & services
(2007-08=100)													
2009-10	128.85	139.10	136.71	119.22	122.14	123.93	114.33	132.79	109.65	127.87	119.39	140.36	133.63
2010-11	146.45	164.61	151.64	133.35	135.27	135.59	123.79	149.01	122.47	134.62	128.17	164.04	152.45
2011-12	162.57	182.77	165.01	153.45	146.17	160.28	137.97	171.39	122.94	145.35	143.83	185.82	181.47
2012-13	174.53	195.05	191.02	175.58	151.34	179.87	156.56	186.43	126.16	169.07	156.69	203.63	199.49
2013-14	189.58	211.75	223.38	198.01	164.60	195.85	167.15	195.15	129.76	183.77	172.57	228.61	210.15
2013 Oct	188.82	211.99	218.25	194.51	164.17	192.39	165.15	197.06	129.68	182.19	167.91	223.77	208.36
Nov	191.21	217.89	218.24	196.25	164.33	194.16	165.73	197.04	129.71	182.66	167.91	225.76	209.61
Dec	188.68	209.87	220.96	196.57	164.44	195.84	166.84	197.03	129.79	183.14	168.34	228.16	210.34
2014 Jan	189.60	209.65	221.80	198.27	166.94	196.75	166.85	197.19	129.79	183.35	168.48	231.12	211.23
Feb	189.00	207.34	221.77	199.16	166.96	197.91	167.50	197.33	129.82	183.42	168.48	233.32	212.47
Mar	190.82	211.97	221.82	200.29	166.99	198.85	169.93	196.22	129.85	183.72	168.53	235.52	214.42
Apr	194.06	216.45	221.91	202.73	169.46	200.99	170.58	195.61	129.80	187.95	184.84	236.98	213.15
May	193.55	213.57	223.66	205.01	169.51	202.02	172.45	195.03	129.81	188.47	188.73	238.05	215.29
Jun	194.74	214.50	259.28	206.96	169.53	204.09	172.75	195.27	129.88	188.74	190.90	238.76	215.12
Jul	198.05	220.48	265.82	209.51	171.62	204.42	173.40	198.38	129.85	188.76	191.33	239.23	216.98
Aug	198.70	221.77	266.59	210.19	171.65	205.48	173.42	198.70	129.83	189.02	191.45	239.85	218.63
Sep	199.40	221.77	266.59	210.97	171.70	207.21	174.47	205.10	129.85	189.34	191.93	242.00	219.39
Oct	199.81	221.33	266.62	211.10	173.39	207.48	174.95	204.84	129.85	189.39	192.41	242.78	220.36

**7.4: Consumer Price Index Numbers by Major Groups
and Selected Commodities
(2007-2008=100)**

Item and Specification	Weight	Index Numbers			% Change in Oct., 2014 over	
		Oct., 2014	Sept., 2014	Oct., 2013	Sept., 2014	Oct., 2013
<i>General</i>	100.0000	199.81	199.40	188.82	+	0.21 + 5.82
<i>Food and non-alcoholic Beverages</i>	34.8343	221.33	221.77	211.99	-	0.20 + 4.41
1 Wheat	0.3477	210.63	209.37	212.47	+	0.60 - 0.87
2 Wheat Flour	4.1648	222.81	222.34	221.49	+	0.21 + 0.60
3 Wheat Product	0.0959	220.03	218.67	203.19	+	0.62 + 8.29
4 Besan	0.1500	171.46	170.88	171.16	+	0.34 + 0.18
5 Rice	1.5821	196.10	195.91	192.27	+	0.10 + 1.99
6 Cereals	0.1563	238.48	238.08	227.50	+	0.17 + 4.83
7 Bakery & Confectionary	1.1550	206.17	206.01	193.77	+	0.08 + 6.40
8 Nimco	0.4574	237.62	235.78	213.57	+	0.78 + 11.26
9 Meat	2.4303	243.17	242.68	228.63	+	0.20 + 6.36
10 Chicken	1.3596	171.55	179.10	172.68	-	4.22 - 0.65
11 Fish	0.2970	213.95	215.15	208.46	-	0.56 + 2.63
12 Milk Fresh	6.6800	247.00	245.51	230.76	+	0.61 + 7.04
13 Milk Products	0.6338	241.78	241.27	225.47	+	0.21 + 7.23
14 Milk Powder	0.1129	225.13	224.30	197.75	+	0.37 + 13.85
15 Eggs	0.4555	215.84	214.36	198.88	+	0.69 + 8.53
16 Mustard Oil	0.0952	158.89	159.12	157.41	-	0.14 + 0.94
17 Cooking Oil	1.7538	161.97	161.97	161.21	+	0.00 + 0.47
18 Vegetable Ghee	2.0714	156.90	156.72	156.04	+	0.11 + 0.55
19 Dry Fruits	0.2543	241.48	237.15	221.30	+	1.83 + 9.12
20 Fresh Fruits	1.8649	224.17	216.18	195.24	+	3.70 + 14.82
21 Pulse Masoor	0.2712	182.76	181.03	159.87	+	0.96 + 14.32
22 Pulse Moong	0.2336	280.50	279.56	232.81	+	0.34 + 20.48
23 Pulse Mash (Washed)	0.2098	226.52	222.97	187.13	+	1.59 + 21.05
24 Pulse Gram	0.2361	169.05	167.35	163.71	+	1.02 + 3.26
25 Gram Whole	0.1616	178.73	179.24	174.43	-	0.28 + 2.47
26 Beans	0.0269	244.36	242.22	234.82	+	0.88 + 4.06
27 Potatoes	0.4452	466.16	473.29	295.14	-	1.51 + 57.95
28 Onion	0.5093	250.25	256.60	322.63	-	2.47 - 22.43
29 Tomatoes	0.4172	198.97	226.41	234.89	-	12.12 - 15.29
30 Fresh Vegetables	1.7543	242.35	250.69	253.79	-	3.33 - 4.51
31 Sugar	1.0445	212.99	218.34	200.64	-	2.45 + 6.16
32 Gur	0.0220	268.19	267.14	276.11	+	0.39 - 2.87
33 Honey	0.0446	299.70	299.51	260.63	+	0.06 + 14.99
34 SweetMeat	0.2483	230.79	229.84	218.95	+	0.41 + 5.41
35 Beverages	1.1990	207.93	209.36	188.18	-	0.68 + 10.50
36 Jam, Tomato Ketchup & Pickles	0.2454	198.66	198.62	188.91	+	0.02 + 5.16
37 Condiments	0.2656	251.20	250.05	220.82	+	0.46 + 13.76
38 Spices	0.5441	232.46	230.32	214.81	+	0.93 + 8.22
39 Tea	0.8377	212.06	209.82	253.90	+	1.07 - 16.48
<i>Alcoholic Beverages, Tobacco</i>	1.4135	266.62	266.59	218.25	+	0.01 + 22.16
40 Cigarettes	1.3906	267.63	267.63	218.68	+	0.00 + 22.38
41 Betel Leaves & Nuts	0.0229	205.62	203.45	192.62	+	1.07 + 6.75
<i>Clothing and footwear</i>	7.5708	211.10	210.97	194.51	+	0.06 + 8.53
42 Cotton Cloth	1.7286	206.89	206.89	181.33	+	0.00 + 14.10
43 Woolen Cloth	0.8759	229.10	228.99	211.03	+	0.05 + 8.56
44 Readymade Garments	0.9739	212.38	212.38	192.61	+	0.00 + 10.26
45 Woolen Readymade Garments	0.3964	219.58	218.60	196.12	+	0.45 + 11.96
46 Hosiery	0.5094	222.29	222.19	201.09	+	0.05 + 10.54
47 Dopatta	0.4412	226.62	226.62	210.56	+	0.00 + 7.63
48 Cleaning and Laundry	0.2110	234.46	233.42	213.08	+	0.45 + 10.03
49 Tailoring	0.8840	258.78	258.78	233.15	+	0.00 + 10.99
50 Footwear	1.5504	164.18	164.05	169.38	+	0.08 - 3.07

Contd.

**7.4: Consumer Price Index Numbers by Major Groups
and Selected Commodities
(2007-2008=100)**

Item and Specification	Weight	Index Numbers			% Change in Oct., 2014 over			
		Oct., 2014	Sept., 2014	Oct., 2013	Sept., 2014	Oct., 2013		
<u>Housing, water, Elec., Gas and other fuels</u>	29.4149	173.39	171.70	164.17	+	0.98	+	5.62
51 House Rent	21.8149	162.06	159.82	150.59	+	1.40	+	7.62
52 Construction Input Items	0.5623	236.73	236.34	218.32	+	0.17	+	8.43
53 Construction Wage Rates	0.3331	204.03	202.74	188.80	+	0.64	+	8.07
54 Water Supply	0.4971	149.92	149.92	145.80	+	0.00	+	2.83
55 Electricity	4.3985	227.44	227.44	227.44	+	0.00	+	0.00
56 Gas	1.5756	143.81	143.81	143.81	+	0.00	+	0.00
57 Kerosene Oil	0.0057	274.86	278.65	293.68	-	1.36	-	6.41
58 Firewood Whole	0.2277	266.60	265.66	250.91	+	0.35	+	6.25
<u>Furnishing and household equipment maintenance</u>	4.2082	207.48	207.21	192.39	+	0.13	+	7.84
59 Furniture	0.3315	198.76	198.64	182.22	+	0.06	+	9.08
60 Household Textiles	0.6489	203.12	202.95	188.19	+	0.08	+	7.93
61 Household Equipment	0.5936	171.71	171.62	164.21	+	0.05	+	4.57
62 Utensils	0.3212	209.01	208.66	190.82	+	0.17	+	9.53
63 Plastic Products	0.2547	198.24	197.49	187.78	+	0.38	+	5.57
64 Washing Soaps & Detergents	0.7893	222.35	221.85	211.38	+	0.23	+	5.19
65 Sewing Needle & Dr Cell	0.1496	183.04	182.30	170.32	+	0.41	+	7.47
66 Household Servant	1.0432	225.87	225.81	203.63	+	0.03	+	10.92
67 Marriage Hall Charges	0.0762	227.81	226.93	206.52	+	0.39	+	10.31
<u>Health</u>	2.1868	174.95	174.47	165.15	+	0.28	+	5.93
68 Drugs & Medicines	1.2667	146.84	146.53	142.10	+	0.21	+	3.34
69 Medical Equipments	0.0080	221.31	221.31	208.73	+	0.00	+	6.03
70 Doctor (MBBS) Clinic Fee	0.5904	236.75	235.89	214.87	+	0.36	+	10.18
71 Medical Tests	0.3217	171.03	170.57	163.57	+	0.27	+	4.56
<u>Transport</u>	7.2023	204.84	205.10	197.06	-	0.13	+	3.95
72 Motor Vehicles	0.6630	163.73	163.72	160.39	+	0.01	+	2.08
73 Motor Vehicle Accessories	0.2439	229.28	229.28	220.01	+	0.00	+	4.21
74 Motor Fuel	3.0269	187.14	189.43	195.25	-	1.21	-	4.15
75 Mechanical Service	0.4552	207.30	207.03	196.39	+	0.13	+	5.56
76 Motor Vehicle Tax	0.1099	210.18	210.18	153.74	+	0.00	+	36.71
77 Transport Services	2.7034	231.90	230.09	207.87	+	0.79	+	11.56
<u>Communication</u>	3.2198	129.85	129.85	129.68	+	0.00	+	0.13
78 Postal Services	0.0662	216.26	216.26	215.89	+	0.00	+	0.17
79 Communication & Apparatus	3.1536	128.04	128.03	127.87	+	0.01	+	0.13
<u>Recreation and culture</u>	2.0227	189.39	189.34	182.19	+	0.03	+	3.95
80 Recreation & Culture	0.8634	127.84	127.81	125.46	+	0.02	+	1.90
81 Text Books	0.5706	280.89	280.89	267.10	+	0.00	+	5.16
82 Newspapers	0.1934	175.42	175.42	170.49	+	0.00	+	2.89
83 Stationery	0.3953	198.56	198.41	189.24	+	0.08	+	4.92
<u>Education</u>	3.9431	192.41	191.93	167.91	+	0.25	+	14.59
84 Education	3.9431	192.41	191.93	167.91	+	0.25	+	14.59
<u>Restaurants and hotels</u>	1.2286	242.78	242.00	223.77	+	0.32	+	8.50
85 Readymade Food	1.2286	242.78	242.00	223.77	+	0.32	+	8.50
<u>Misc. goods and services</u>	2.7550	220.36	219.39	208.36	+	0.44	+	5.76
86 Personal Care	1.4935	204.03	203.47	190.82	+	0.28	+	6.92
87 Cosmetics	0.3853	183.89	183.51	174.26	+	0.21	+	5.53
88 Blades	0.0322	184.82	184.82	180.16	+	0.00	+	2.59
89 Personal Equipments	0.8440	267.26	265.25	256.05	+	0.76	+	4.38

**7.5 Combined Consumer Price Index Numbers by Quintiles
and Major Commodity Groups
October, 2014
(2007-2008=100)**

Income Quintiles	General	Food and non-alcoholic Beverages	Alcoholic Beverages, Tobacco	Clothing and footwear	Housing, water, Elec., Gas and other fuels	Furnishing and household equipment maintenance	Health	Transport	Communication	Recreation and culture	Education	Restaurants and hotels	Misc. goods and services
------------------	---------	----------------------------------	------------------------------	-----------------------	--	--	--------	-----------	---------------	------------------------	-----------	------------------------	--------------------------

All Urban Combined

Aggregate	199.81	221.33	266.62	211.10	173.39	207.48	174.95	204.84	129.85	189.39	192.41	242.78	220.36
Income Quintile 1	202.07	221.39	275.18	209.22	161.97	209.34	168.15	215.69	118.01	202.87	201.07	242.37	217.72
Income Quintile 2	203.28	221.60	274.74	209.39	171.94	207.82	170.63	211.66	118.20	200.59	199.13	243.14	216.69
Income Quintile 3	203.13	221.44	273.63	209.86	175.30	205.60	172.44	209.88	120.25	197.18	195.31	242.89	217.54
Income Quintile 4	202.48	221.36	272.62	210.64	177.35	203.93	175.05	206.38	124.63	192.03	195.52	242.71	217.88
Income Quintile 5	197.19	221.16	257.31	212.48	173.84	208.47	177.46	203.05	135.23	183.33	190.55	242.78	223.05

**7.6 Combined Consumer Price Index Numbers by Quintile,
Major Commodity Groups for Selected Cities
October, 2014
(2007-2008=100)**

Cities	General	Food and non-alcoholic Beverages	Alcoholic Beverages, Tobacco	Clothing and footwear	Housing, water, Elec., Gas and other fuels	Furnishing and household equipment maintenance	Health	Transport	Communication	Recreation and culture	Education	Restaurants and hotels	Misc. goods and services
<u>Income Quintile 1</u>													
Rawalpindi	209.53	229.30	281.25	222.63	177.89	218.93	194.97	234.99	103.92	216.90	246.99	234.29	215.03
Islamabad	213.99	227.08	275.37	220.29	165.92	222.48	196.36	236.06	111.29	303.20	654.39	216.56	219.97
Lahore	196.19	230.45	270.11	194.19	143.80	225.46	177.36	210.96	104.42	214.42	187.24	233.61	253.62
Gujranwala	196.22	219.38	272.76	202.84	156.94	218.63	153.91	192.00	111.41	220.70	157.20	220.50	207.29
Sialkot	192.98	218.89	286.78	170.86	159.02	175.06	137.67	204.29	115.79	302.05	157.25	201.55	191.51
Faisalabad	195.98	211.46	272.08	191.20	170.87	190.65	160.37	204.44	121.80	235.63	147.70	258.87	202.31
Multan	198.59	215.17	264.16	194.31	170.27	202.08	160.11	196.98	134.10	224.74	156.28	237.82	200.06
Sargodha	211.44	216.44	278.73	201.68	203.03	246.65	168.78	237.54	111.66	248.02	158.84	300.18	216.54
Bahawalpur	210.83	214.71	278.76	240.67	193.95	223.06	157.92	197.57	175.75	261.99	208.59	190.97	204.48
Karachi	191.29	214.39	271.72	204.74	145.30	222.20	159.73	162.97	117.30	183.69	158.95	227.34	247.86
Hyderabad	189.34	217.92	276.02	179.48	143.37	183.77	160.28	186.43	112.36	163.01	198.01	203.07	190.24
Sukkur	202.39	220.20	256.90	227.31	152.96	211.14	151.26	172.67	110.90	165.71	223.15	262.34	199.81
Larkana	211.65	220.69	282.82	209.96	194.63	213.35	258.98	181.97	125.14	177.91	164.18	257.02	251.98
Peshawar	206.58	213.42	271.53	246.50	165.76	234.29	190.68	210.65	112.69	260.71	277.77	254.04	292.78
Bannu	212.18	225.77	277.56	190.49	199.18	233.83	152.12	230.58	108.68	232.57	181.03	287.57	216.36
Quetta	195.74	215.70	291.91	171.82	168.08	179.77	164.02	216.46	124.60	176.72	243.72	235.73	196.75
Khuzdar	204.62	223.56	280.32	197.28	163.48	197.49	172.43	206.97	131.00	165.64	183.07	352.50	189.29
<u>Income Quintile 2</u>													
Rawalpindi	211.18	230.35	279.69	221.73	181.95	218.42	196.59	247.43	106.03	250.72	256.99	234.68	214.49
Islamabad	209.58	226.40	282.08	227.63	161.49	217.02	185.83	224.20	108.11	227.53	547.22	222.25	212.05
Lahore	195.01	230.13	274.28	193.70	145.31	230.02	172.33	202.30	104.02	214.31	192.75	235.07	247.99
Gujranwala	195.60	219.56	275.38	199.35	159.56	212.35	152.98	188.94	112.28	235.96	146.54	231.91	207.06
Sialkot	190.53	216.41	286.46	174.58	161.73	172.80	141.25	194.54	121.61	329.59	155.96	202.46	177.59
Faisalabad	194.09	210.39	274.16	192.63	173.11	196.53	159.10	201.16	117.51	228.77	138.83	248.05	202.07
Multan	197.91	216.24	263.93	193.64	173.03	198.64	156.75	193.45	128.92	231.07	156.16	232.49	198.66
Sargodha	210.75	214.98	274.26	200.56	206.29	248.19	173.65	227.64	105.15	258.75	169.15	294.08	219.79
Bahawalpur	208.86	213.85	277.58	235.26	195.78	227.88	163.22	181.75	175.12	253.10	184.62	201.58	204.58
Karachi	192.11	216.02	270.16	201.66	148.92	214.68	158.53	166.61	121.15	180.89	165.13	227.18	233.30
Hyderabad	189.18	217.95	274.98	179.85	146.63	186.04	164.84	187.71	113.66	159.42	226.74	198.35	192.21
Sukkur	200.63	219.14	249.72	226.75	156.41	206.35	154.11	175.48	108.54	167.17	218.01	261.36	198.35
Larkana	214.58	224.59	281.90	212.56	197.92	208.85	268.30	186.15	131.44	176.81	166.06	257.63	248.63
Peshawar	205.14	213.05	276.97	247.34	168.07	230.25	185.34	206.85	120.08	239.72	253.56	253.57	286.40
Bannu	209.11	224.48	270.71	189.27	195.66	227.84	152.07	230.29	114.31	219.40	191.38	277.78	227.22
Quetta	195.27	216.42	285.81	172.29	171.54	181.07	164.95	205.64	119.60	178.95	219.37	235.24	196.08
Khuzdar	204.11	224.25	273.77	195.51	156.67	209.53	179.73	201.43	134.07	176.56	178.97	347.50	185.89

Contd.

**7.6 Combined Consumer Price Index Numbers by Quintile,
Major Commodity Groups for Selected Cities
October, 2014
(2007-2008=100)**

Cities	General	Food and non-alcoholic Beverages	Alcoholic Beverages, Tobacco	Clothing and footwear	Housing, water, Elec., Gas and other fuels	Furnishing and household equipment maintenance	Health	Transport	Communication	Recreation and culture	Education	Restaurants and hotels	Misc. goods and services
--------	---------	----------------------------------	------------------------------	-----------------------	--	--	--------	-----------	---------------	------------------------	-----------	------------------------	--------------------------

Income Quintile 3

Rawalpindi	210.63	228.72	275.28	224.99	178.78	215.82	205.20	228.59	110.08	236.71	255.09	235.91	218.26
Islamabad	209.90	226.63	262.66	221.57	155.53	215.09	179.92	220.87	112.86	216.22	707.37	218.08	226.61
Lahore	193.68	230.80	272.22	194.66	136.34	229.65	171.98	199.95	107.06	214.83	183.93	232.88	248.89
Gujranwala	193.08	218.33	274.02	202.82	149.64	207.62	152.02	182.98	116.83	211.78	146.91	220.86	207.29
Sialkot	190.55	217.23	266.84	175.39	155.80	178.75	141.16	188.93	128.70	303.27	150.38	198.92	180.01
Faisalabad	191.72	210.48	270.12	192.24	166.09	196.56	158.85	191.71	119.31	226.86	141.39	236.88	202.59
Multan	196.11	215.84	263.00	192.19	167.12	191.16	158.29	193.66	132.37	221.55	151.19	226.26	198.34
Sargodha	209.27	213.20	272.47	200.97	208.00	247.34	167.26	221.35	110.44	251.48	154.55	301.91	218.11
Bahawalpur	208.63	213.52	283.36	238.61	192.76	231.55	156.97	188.24	175.56	239.54	188.58	203.29	207.12
Karachi	191.77	216.62	272.24	199.24	140.95	209.27	156.80	169.37	123.00	180.02	170.36	229.99	231.09
Hyderabad	186.98	217.86	274.49	180.90	135.66	187.09	163.85	188.00	123.08	162.93	222.19	195.79	196.28
Sukkur	197.31	218.40	249.65	227.21	143.14	208.27	147.09	177.58	110.22	168.65	223.86	256.36	198.63
Larkana	213.93	225.86	272.57	210.48	196.67	206.83	255.05	187.88	132.81	175.33	161.82	254.08	262.80
Peshawar	202.45	212.50	267.85	247.22	160.49	230.47	182.91	207.89	118.45	221.64	266.09	254.60	277.14
Bannu	207.94	226.00	276.64	195.86	190.59	214.74	154.24	209.88	116.77	209.15	176.67	277.71	226.05
Quetta	192.85	215.46	272.81	172.09	166.93	180.93	165.45	196.80	118.98	176.01	232.66	229.31	192.75
Khuzdar	201.02	224.64	268.98	191.20	148.03	209.07	186.77	197.31	136.24	172.28	177.92	340.18	187.51

Income Quintile 4

Rawalpindi	210.45	227.07	272.83	228.35	185.41	218.80	208.14	226.39	112.05	214.80	233.04	239.84	223.47
Islamabad	211.26	226.72	260.15	221.46	161.70	214.54	189.31	224.70	123.10	203.30	628.66	219.32	223.12
Lahore	192.98	230.75	268.76	194.15	149.91	228.87	169.41	194.98	111.81	205.42	182.53	230.62	246.63
Gujranwala	193.02	217.17	267.44	204.96	161.72	196.67	156.44	178.78	122.28	210.34	147.14	220.73	201.69
Sialkot	191.17	217.01	270.26	176.17	169.66	173.32	141.88	188.27	136.17	271.47	150.14	196.78	176.65
Faisalabad	190.76	210.67	268.91	192.93	175.03	196.81	157.36	189.06	122.71	209.96	135.27	238.80	206.61
Multan	196.58	215.83	259.44	193.28	180.26	191.38	154.10	189.89	135.38	210.51	153.34	220.00	202.80
Sargodha	209.59	213.35	267.87	202.48	210.78	253.30	168.52	219.03	116.17	279.35	148.67	300.66	220.06
Bahawalpur	206.85	212.82	276.47	236.71	199.54	225.30	159.81	178.15	175.30	232.42	190.78	195.46	211.00
Karachi	192.44	217.43	272.91	199.57	153.79	213.20	156.52	172.99	127.08	178.23	175.26	231.63	231.01
Hyderabad	188.10	218.68	272.94	180.91	150.46	184.71	164.77	186.51	129.09	163.01	221.17	197.32	199.97
Sukkur	198.76	218.90	241.96	227.30	159.98	208.10	150.67	178.90	116.72	165.95	222.63	254.54	203.30
Larkana	216.48	230.05	249.23	209.48	203.18	206.11	266.66	183.63	140.25	174.07	181.65	255.36	272.51
Peshawar	203.21	213.37	262.62	246.72	171.38	223.51	192.98	197.11	123.94	224.48	251.74	257.22	273.83
Bannu	208.08	226.54	281.62	199.99	190.42	224.50	150.48	226.86	117.42	198.03	175.48	278.69	232.19
Quetta	193.55	214.48	265.25	176.12	174.65	179.65	164.64	199.28	121.79	172.30	241.74	228.83	192.82
Khuzdar	203.17	225.37	275.58	192.16	165.05	216.03	185.72	196.15	139.02	173.17	175.87	328.51	198.64

Contd.

**7.6 Combined Consumer Price Index Numbers by Quintile,
Major Commodity Groups for Selected Cities
October, 2014
(2007-2008=100)**

Cities	General	Food and non-alcoholic Beverages	Alcoholic Beverages, Tobacco	Clothing and footwear	Housing, water, Elec., Gas and other fuels	Furnishing and household equipment maintenance	Health	Transport	Communication	Recreation and culture	Education	Restaurants and hotels	Misc. goods and services
--------	---------	----------------------------------	------------------------------	-----------------------	--	--	--------	-----------	---------------	------------------------	-----------	------------------------	--------------------------

Income Quintile 5

Rawalpindi	209.32	228.62	250.51	228.18	186.39	215.84	199.05	215.79	124.76	199.43	249.96	235.36	249.14
Islamabad	201.93	225.38	241.17	223.08	160.08	222.16	190.71	209.20	127.74	197.93	384.37	220.38	241.19
Lahore	187.64	230.71	242.88	196.96	149.74	224.01	169.77	192.28	125.15	198.03	175.98	236.74	246.41
Gujranwala	188.23	216.69	251.97	207.18	162.19	180.20	153.94	178.17	133.76	191.30	143.54	218.62	209.72
Sialkot	187.14	216.38	247.88	178.75	168.52	172.01	147.40	189.06	137.99	248.40	146.39	199.34	183.63
Faisalabad	188.26	211.41	249.29	191.85	174.93	206.32	152.36	190.15	129.64	200.63	153.66	224.79	214.49
Multan	192.28	216.38	233.64	192.29	180.52	185.09	152.45	194.20	138.37	204.40	154.12	220.97	205.35
Sargodha	212.68	214.31	271.65	211.28	209.17	336.39	163.75	208.94	125.15	239.53	146.12	305.65	233.80
Bahawalpur	205.29	214.22	238.52	237.71	200.41	226.41	154.01	178.51	175.84	228.33	193.04	193.39	219.08
Karachi	190.93	219.73	260.34	202.18	152.29	257.12	157.39	188.80	138.37	172.30	182.39	234.78	233.81
Hyderabad	185.15	219.74	256.92	183.60	151.28	168.36	163.78	187.36	137.96	157.83	215.49	198.40	213.55
Sukkur	196.11	218.88	227.86	227.74	160.80	200.41	145.81	182.60	127.64	166.62	250.72	251.07	208.02
Larkana	214.39	229.19	237.19	208.93	204.71	202.12	278.51	182.09	143.95	165.60	234.96	254.28	262.27
Peshawar	199.81	214.22	242.92	244.57	169.43	218.86	177.53	200.98	129.50	187.71	252.73	253.93	262.67
Bannu	202.60	223.68	283.75	191.74	190.56	195.90	148.86	186.05	120.39	203.24	203.71	294.21	228.77
Quetta	192.59	214.09	232.08	176.65	177.38	166.39	159.11	196.09	129.25	169.68	242.79	234.93	200.40
Khuzdar	198.98	223.14	234.92	198.34	157.61	215.70	173.67	190.77	146.68	177.90	169.37	345.27	223.51

Aggregate

Rawalpindi	209.22	228.35	262.46	227.55	183.96	216.37	201.34	218.80	120.58	207.57	247.74	236.29	240.46
Islamabad	202.26	225.62	245.70	222.95	158.58	221.61	190.08	209.97	127.00	199.80	396.87	220.34	239.37
Lahore	190.12	230.67	260.34	195.49	147.10	225.53	170.45	194.17	118.63	204.22	178.84	234.90	247.16
Gujranwala	192.02	217.86	265.82	204.16	160.01	193.48	154.38	180.04	124.93	207.66	146.10	220.38	206.83
Sialkot	189.04	216.85	265.60	176.55	165.48	173.50	143.61	189.30	134.92	271.60	148.99	198.95	180.89
Faisalabad	191.11	210.87	266.51	192.24	173.34	201.69	156.76	191.60	124.79	215.42	146.22	237.78	207.59
Multan	194.67	216.02	254.46	192.84	176.55	188.66	154.81	193.53	136.15	211.64	153.87	223.18	202.64
Sargodha	210.53	214.11	271.97	203.50	208.11	282.62	168.02	216.64	116.89	255.87	152.01	301.88	223.32
Bahawalpur	207.35	213.95	269.40	237.80	197.54	226.51	157.20	180.81	175.64	238.23	192.43	195.03	211.44
Karachi	190.65	218.29	266.26	201.21	149.20	245.63	157.20	184.05	134.14	175.13	179.88	233.11	233.12
Hyderabad	187.00	218.61	269.99	181.51	148.13	176.61	163.90	187.25	130.43	160.52	218.01	197.77	204.26
Sukkur	198.39	218.99	242.49	227.29	156.97	205.83	149.66	179.45	118.03	166.84	232.55	255.80	202.63
Larkana	214.40	225.93	267.38	210.34	200.38	207.03	265.83	184.03	135.84	173.87	196.01	255.61	260.49
Peshawar	201.92	213.44	264.01	245.99	168.31	222.72	182.53	201.68	125.68	209.35	253.99	254.59	271.96
Bannu	207.71	225.55	277.60	194.43	192.75	216.00	151.55	209.14	116.82	207.60	186.81	283.10	227.77
Quetta	193.51	214.98	256.17	174.64	174.11	175.27	162.99	197.96	123.95	173.32	238.43	232.03	195.99
Khuzdar	203.20	224.23	271.19	194.79	161.55	208.51	180.10	199.06	136.04	172.68	177.29	343.32	195.88

**7.7 Combined Consumer Price Index Numbers by Income Groups/City
and Commodity Groups for all Centers Covered in CPI
October, 2014
(2007-2008=100)**

Cities	General	Food and non-alcoholic Beverages	Alcoholic Beverages, Tobacco	Clothing and footwear	Housing, water, Elec., Gas and other fuels	Furnishing and household equipment maintenance	Health	Transport	Communication	Recreation and culture	Education	Restaurants and hotels	Misc. goods and services	
Rawalpindi	01	209.22	228.35	262.46	227.55	183.96	216.37	201.34	218.80	120.58	207.57	247.74	236.29	240.46
Islamabad	02	202.26	225.62	245.70	222.95	158.58	221.61	190.08	209.97	127.00	199.80	396.87	220.34	239.37
Attock	03	194.14	215.82	255.19	211.72	150.99	206.31	162.69	203.21	118.66	187.90	204.70	240.72	263.21
Jhelum	04	198.60	218.01	263.58	219.82	163.58	207.48	165.20	213.55	125.61	216.00	282.78	225.23	202.30
Lahore	05	190.12	230.67	260.34	195.49	147.10	225.53	170.45	194.17	118.63	204.22	178.84	234.90	247.16
Sahiwal	06	220.35	227.83	266.78	260.34	206.11	221.57	192.99	199.05	135.48	212.70	257.34	283.66	239.41
Gujranwala	07	192.02	217.86	265.82	204.16	160.01	193.48	154.38	180.04	124.93	207.66	146.10	220.38	206.83
Wazirabad	08	200.14	220.61	273.50	202.02	180.09	193.92	146.57	187.44	128.18	215.37	145.18	198.99	205.10
Sialkot	09	189.04	216.85	265.60	176.55	165.48	173.50	143.61	189.30	134.92	271.60	148.99	198.95	180.89
Faisalabad	10	191.11	210.87	266.51	192.24	173.34	201.69	156.76	191.60	124.79	215.42	146.22	237.78	207.59
Jhang	11	210.90	215.21	268.96	261.55	194.83	198.92	225.28	213.21	133.43	218.00	161.32	233.22	203.26
Multan	12	194.67	216.02	254.46	192.84	176.55	188.66	154.81	193.53	136.15	211.64	153.87	223.18	202.64
Muzaffargarh	13	203.27	226.22	257.55	215.86	168.71	195.10	164.77	190.93	140.48	222.15	162.90	255.97	200.16
D. G. Khan	14	210.39	228.14	251.13	234.60	205.91	201.03	151.13	184.39	122.18	195.62	114.17	221.96	183.24
Vehari	15	196.02	214.97	269.26	180.01	173.40	197.23	126.63	210.96	131.83	210.95	167.27	217.17	214.73
Sargodha	16	210.53	214.11	271.97	203.50	208.11	282.62	168.02	216.64	116.89	255.87	152.01	301.88	223.32
Mianwali	17	216.92	230.17	281.86	188.27	227.40	208.51	157.23	193.00	108.19	257.31	137.84	217.91	240.48
Bahawalpur	18	207.35	213.95	269.40	237.80	197.54	226.51	157.20	180.81	175.64	238.23	192.43	195.03	211.44
Bahawalnagar	19	209.35	218.22	259.22	234.62	197.09	240.76	152.47	208.64	124.48	226.15	179.89	314.83	216.67
R. Y. Khan	20	204.66	223.18	266.78	248.47	175.50	211.09	152.91	184.97	125.99	215.18	213.65	272.47	215.13
Karachi	21	190.65	218.29	266.26	201.21	149.20	245.63	157.20	184.05	134.14	175.13	179.88	233.11	233.12
Hyderabad	22	187.00	218.61	269.99	181.51	148.13	176.61	163.90	187.25	130.43	160.52	218.01	197.77	204.26
Nawabshah	23	231.70	240.34	254.56	275.81	181.05	228.95	222.44	190.21	135.40	160.28	475.17	282.45	400.09
Mirpukhas	24	202.00	222.61	276.45	186.81	177.22	181.00	162.21	194.98	114.67	155.09	231.11	282.58	221.98
Mithi	25	215.24	222.27	280.00	190.38	225.26	178.80	154.15	194.32	112.59	132.54	279.07	288.05	250.03
Sukkur	26	198.39	218.99	242.49	227.29	156.97	205.83	149.66	179.45	118.03	166.84	232.55	255.80	202.63
Larkana	27	214.40	225.93	267.38	210.34	200.38	207.03	265.83	184.03	135.84	173.87	196.01	255.61	260.49
Dadu	28	206.15	229.25	265.25	211.34	167.06	210.10	148.53	196.39	119.98	163.15	390.87	255.06	199.48
Peshawar	29	201.92	213.44	264.01	245.99	168.31	222.72	182.53	201.68	125.68	209.35	253.99	254.59	271.96
Mardan	30	231.27	220.16	267.23	265.14	229.24	222.79	172.73	217.76	123.88	238.93	416.37	274.48	301.80
Abbottabad	31	198.83	209.72	263.04	215.27	165.93	272.38	157.13	209.64	148.61	219.04	192.52	284.13	226.02
Bannu	32	207.71	225.55	277.60	194.43	192.75	216.00	151.55	209.14	116.82	207.60	186.81	283.10	227.77
D. I. Khan	33	206.57	220.44	283.73	200.01	200.97	194.09	156.93	211.24	112.29	168.81	206.63	258.55	207.35
Mingora	34	217.89	223.32	278.20	258.36	180.80	224.25	192.66	221.35	130.35	224.15	205.98	297.70	348.59
Quetta	35	193.51	214.98	256.17	174.64	174.11	175.27	162.99	197.96	123.95	173.32	238.43	232.03	195.99
Turbat	36	204.66	213.71	299.10	189.39	204.26	216.07	174.09	183.83	118.43	146.41	174.67	214.90	206.04
Gawadar	37	201.75	225.23	248.63	196.38	171.47	209.09	162.94	178.75	108.49	119.08	206.81	214.56	204.09
Loralai	38	209.27	220.42	268.77	205.88	198.16	183.02	196.24	200.23	114.25	186.98	187.33	285.97	251.51
Khuzdar	39	203.20	224.23	271.19	194.79	161.55	208.51	180.10	199.06	136.04	172.68	177.29	343.32	195.88
D. M. Jamali	40	206.96	228.20	275.14	195.56	177.47	194.75	163.27	200.46	122.49	155.04	224.35	279.92	198.70

7.8 Index Numbers of Wholesale Prices by Commodity Groups

Year / month	General	Agriculture Forestry & Fishery Product	Ores & Minerals electricity gas & water	Food product Beverages & tobacco Textile Apparel & Leather Product	Other transportable Goods	Metal product Machinery & Equipment
(2007-08=100)						
2009-10	135.40	142.02	139.76	135.02	135.41	111.10
2010-11	164.17	183.20	159.13	166.49	155.77	128.10
2011-12	181.29	185.04	182.74	176.07	194.64	152.55
2012-13	194.61	198.23	211.17	188.39	203.93	159.29
2013-14	158.88	165.52	163.62	156.11	162.99	132.02
2013 Oct	211.70	220.96	243.64	200.96	216.28	166.77
Nov	212.22	220.76	243.77	201.99	216.87	168.01
Dec	210.11	212.36	243.89	200.91	218.3	168.65
2014 Jan	211.23	216.41	243.69	201.47	217.85	168.90
Feb	210.94	214.62	243.36	201.73	218.22	169.45
Mar	211.66	217.63	243.45	201.93	217.63	169.53
Apr	211.88	221.91	243.12	202.07	213.45	170.06
May	211.71	223.55	242.36	201.29	212.29	170.11
Jun	214.60	228.53	242.45	204.31	214.75	171.26
Jul	215.76	230.64	242.67	205.5	215.63	171.57
Aug	214.72	224.73	242.91	207.15	215.14	172.17
Sep	215.06	225.47	242.99	207.86	214.53	172.76
Oct	214.39	222.72	244.75	208.83	212.36	172.85

7.9 Index Numbers of Wholesale Prices by Commodities

AGRICULTURE FORESTRY & FISHERY											
Year/month	Wheat	Maize	Rice	Sorghum/ Jowar	Millet/ Bajra	Vege- tables	Fresh Fruits	Dry Fruits	Cotton Seeds	Other oil Seeds	Edible Roots Potatoes

(2007-08=100)

2009-10	157.54	115.02	111.40	158.39	107.75	151.74	106.02	137.88	144.08	122.94	162.12
2010-11	159.53	150.61	123.39	195.10	127.61	173.43	129.19	161.97	171.48	141.73	201.45
2011-12	163.44	159.77	149.45	191.12	153.77	211.52	175.48	181.96	189.55	166.98	175.20
2012-13	188.52	174.74	165.42	211.29	177.02	216.66	216.05	181.47	168.92	177.67	162.82
2013-14	227.13	185.28	177.67	279.98	179.06	254.41	226.73	201.66	185.58	178.30	314.12
2013 Oct	222.41	182.03	174.66	263.80	185.50	333.60	221.48	192.11	168.29	175.89	308.49
Nov	231.90	178.94	176.47	263.55	179.40	367.68	194.51	197.11	168.77	178.95	472.04
Dec	244.00	175.94	176.55	248.44	175.79	220.02	183.06	201.08	168.48	182.45	296.10
2014 Jan	243.48	176.18	177.05	276.14	174.47	215.08	187.74	203.14	188.10	184.14	217.35
Feb	246.93	178.62	177.64	277.39	171.25	183.62	195.94	205.28	191.11	183.54	227.80
Mar	250.86	180.57	178.17	289.35	174.91	195.18	213.00	207.33	197.27	183.71	288.60
Apr	232.52	188.84	179.08	304.45	173.13	236.30	258.23	208.07	209.33	172.46	400.84
May	204.31	190.14	179.49	317.54	169.81	211.50	264.24	213.82	220.44	177.64	447.26
Jun	205.99	189.74	180.08	316.79	173.02	205.05	283.76	219.20	219.90	182.36	472.92
Jul	207.97	191.76	179.66	323.08	174.47	247.48	321.25	217.95	231.50	190.46	543.47
Aug	214.37	193.63	180.50	328.11	174.19	304.25	256.65	217.97	216.43	189.39	550.88
Sep	214.19	195.66	181.27	307.35	173.72	322.71	244.99	218.98	192.17	190.46	504.54
Oct	215.03	193.55	182.99	286.45	177.35	302.11	250.21	220.55	186.82	186.54	535.17

Contd.

7.9 Index Numbers of Wholesale Prices by Commodities

Year/month	AGRICULTURE FORESTRY & FISHERY											
	Stimulant & spice crops	Pulses	Sugar crops	Fibre crops	Unmanufactured tobacco	Poultry	Milk from bovine animals	Eggs	Raw animal material / wool	Hides&fur skins wool	Fuel wood in logs	Fishes fresh or chilled
(2007-08=100)												
2009-10	159.91	144.32	208.66	162.63	142.50	156.00	135.32	153.07	88.65	99.97	129.86	137.63
2010-11	212.69	169.24	287.34	280.76	156.10	163.53	157.40	148.79	113.86	106.92	151.43	136.35
2011-12	187.89	212.28	273.92	195.07	167.72	186.89	190.29	180.67	134.34	131.07	190.47	144.71
2012-13	184.68	204.81	267.92	193.56	171.49	178.40	213.81	191.02	138.84	139.08	215.48	191.11
2013-14	316.66	186.74	267.92	217.41	186.62	202.88	225.98	200.17	155.22	145.20	238.11	247.73
2013 Oct	261.90	175.64	267.92	225.78	181.07	173.31	223.35	203.29	153.55	144.43	232.88	248.24
Nov	275.65	178.53	267.92	212.61	181.11	159.59	223.35	230.34	153.55	145.71	236.04	249.22
Dec	289.64	186.65	267.92	210.20	187.30	185.85	224.04	245.62	153.55	147.61	238.23	249.61
2014 Jan	329.72	187.07	267.92	226.32	188.70	238.28	224.04	218.04	156.85	147.80	239.54	243.95
Feb	343.03	189.21	267.92	224.80	189.53	193.61	224.56	207.17	158.40	146.68	241.73	244.62
Mar	355.25	191.54	267.92	217.76	190.00	210.42	226.49	246.39	157.45	147.11	242.82	244.62
Apr	371.86	190.93	267.92	209.71	195.81	219.86	230.05	173.18	157.45	145.57	242.38	244.31
May	372.30	198.71	267.92	217.38	196.08	215.25	230.92	158.06	156.33	145.23	243.47	249.76
Jun	472.58	200.37	267.92	220.08	196.08	207.92	240.49	166.88	157.03	145.85	243.47	250.37
Jul	460.25	198.96	267.92	201.65	204.74	206.33	242.57	176.03	164.70	146.12	243.47	246.21
Aug	429.22	194.38	267.92	175.37	206.81	212.06	243.95	218.87	161.50	145.14	243.47	243.89
Sep	404.43	193.89	267.92	182.68	207.00	180.11	248.75	217.31	162.90	145.38	243.47	244.41
Oct	397.61	193.91	267.92	170.48	208.01	172.75	248.92	218.07	173.82	154.93	246.31	247.49

Contd.

7.9 Index Numbers of Wholesale Prices by Commodities

Year/Month	ORES/MINERALS, GAS & ELECT.				FOOD, BEVERAGES, TOBACCO TEXTILE, APP. LEATHER TEXTILE					
	Coal not Agglomerated	Natural Gas liquified	Salt pure sodium chloride	Electrical Energy	Meat of Animals	Vegetables & fruit Juices	Dried Fruits & Nuts	Fruits & Juices	Vegetable Oil Refined	Vegetable Ghee
(2007-08=100)										
2009-10	109.77	148.27	116.89	135.22	139.74	132.75	152.66	120.39	109.33	94.75
2010-11	120.42	157.03	125.80	166.98	174.86	148.78	170.78	133.20	127.91	118.21
2011-12	149.74	193.29	155.69	176.51	214.40	175.93	197.32	155.58	153.33	141.37
2012-13	209.81	197.43	175.78	226.10	228.80	186.93	219.33	158.67	157.94	141.75
2013-14	223.53	203.85	223.53	281.02	238.93	192.48	221.32	166.33	162.31	141.51
2013 Oct	223.53	204.63	217.04	287.44	239.95	192.05	223.95	165.10	160.07	140.53
Nov	223.53	204.91	217.04	287.44	239.95	192.59	224.54	165.29	160.83	141.61
Dec	223.53	205.11	220.90	287.44	239.95	193.79	223.51	166.02	161.60	142.45
2014 Jan	223.53	204.61	228.23	287.44	239.95	193.91	222.32	166.02	161.86	142.28
Feb	223.53	203.90	231.42	287.44	240.41	193.91	218.89	166.02	161.68	140.94
Mar	223.53	204.10	231.42	287.44	240.41	191.62	218.74	166.09	164.69	144.11
Apr	223.53	203.39	231.42	287.44	241.31	191.62	218.45	166.33	164.58	142.54
May	223.53	201.77	234.11	287.44	241.31	192.16	218.45	169.52	165.54	141.65
Jun	223.53	201.86	243.18	287.44	243.10	194.02	217.80	170.89	165.47	140.01
Jul	223.53	202.34	243.18	287.44	246.01	194.12	217.80	171.20	164.33	140.35
Aug	223.53	202.79	248.50	287.44	252.65	194.12	219.98	171.34	163.56	139.94
Sep	223.53	202.94	248.50	287.44	256.74	194.12	219.98	171.34	162.58	139.10
Oct	223.53	206.65	247.16	287.44	257.41	196.79	222.26	171.93	163.22	137.60

Contd.

7.9 Index Numbers of Wholesale Prices by Commodities

FOOD, BEVERAGES, TOBACCO TEXTILE, APP. LEATHER TEXTILE													
Year / month	Oil cakes	Processed Liquid Milk	Milk & cream in solid form	Ice cream	Dairy Product N.E.C	Wheat Flour	Other cereal Flour	Sugar Refined	Choco late	Sugar Confectionary	Coffee & Tea	Spices	Other Food Product
(2007-08=100)													
2009-10	133.50	131.72	143.69	133.53	126.71	146.16	102.24	209.80	98.94	101.73	151.22	116.98	186.48
2010-11	150.73	154.76	190.61	139.71	141.43	146.53	135.02	251.13	99.77	101.52	165.31	162.42	244.90
2011-12	149.51	182.39	170.43	155.81	184.52	151.98	163.80	229.24	100.35	100.56	192.23	267.98	301.28
2012-13	166.19	207.70	171.54	172.43	207.02	172.24	194.72	201.93	99.19	101.34	203.24	279.84	319.16
2013-14	191.83	211.76	196.23	210.37	220.93	205.78	139.04	206.98	99.19	102.28	215.49	193.08	308.00
2013 Oct	181.08	205.54	188.09	209.79	217.26	205.40	134.55	218.48	99.19	102.28	230.00	191.28	308.23
Nov	181.80	205.54	190.96	209.79	217.26	209.15	132.04	229.71	99.19	102.28	229.47	194.28	308.23
Dec	183.79	210.94	193.72	209.79	217.26	214.45	136.20	202.31	99.19	102.28	226.18	194.39	308.23
2014 Jan	191.76	210.94	202.00	209.79	217.62	214.41	133.04	196.44	99.19	102.28	214.63	190.97	308.48
Feb	193.86	210.94	207.03	209.79	218.81	214.84	141.77	192.80	99.19	102.28	213.04	191.33	308.48
Mar	198.60	215.66	207.17	209.79	223.27	217.42	138.58	201.11	99.19	102.28	208.86	191.41	308.40
Apr	207.80	219.13	207.76	209.79	228.17	211.80	140.44	201.00	99.19	102.28	198.66	191.57	308.98
May	219.35	222.76	209.55	218.66	230.41	197.22	139.33	196.99	99.19	102.28	188.38	191.30	293.22
Jun	217.25	223.02	211.32	214.21	235.64	196.01	139.38	208.70	99.19	102.28	185.89	191.67	293.72
Jul	232.05	223.02	212.82	219.91	235.94	195.47	138.16	216.56	99.19	102.28	184.43	191.70	293.72
Aug	212.95	231.82	214.15	219.91	235.94	201.98	136.37	220.01	99.19	102.28	181.34	191.50	294.38
Sep	208.10	234.27	219.41	219.91	235.94	200.80	137.97	231.31	99.19	102.28	183.60	191.60	296.10
Oct	203.69	242.78	221.48	219.91	237.45	202.07	138.03	224.22	99.19	102.28	186.74	188.66	296.60

Contd.

7.9 Index number of wholesale prices by commodities

Year/month	FOOD, BEVERAGES, TOBACCO TEXTILE, APP. LEATHER TEXTILE									
	Mineral Water	Beverages	Tobacco Product	Cotton Yarn	Nylon Yarn	Blended Yarn	Woven Fabrics	Cotton Fabrics	Other Fabrics	Silk & Rayon Fabrics
(2007-08=100)										
2009-10	114.20	111.17	131.16	150.86	131.65	157.00	121.53	120.46	115.78	116.19
2010-11	127.10	120.80	168.69	182.87	174.17	195.31	129.39	137.84	126.16	125.75
2011-12	163.62	133.28	175.62	196.06	190.80	194.74	163.54	167.42	154.74	139.06
2012-13	168.78	137.45	208.80	208.38	181.46	193.63	196.76	175.90	166.96	152.04
2013-14	182.07	151.87	246.42	213.03	178.22	198.57	222.82	189.15	182.16	161.87
2013 Oct	181.84	148.83	242.41	223.38	183.61	202.06	218.12	187.77	178.98	160.48
Nov	181.84	150.11	242.41	221.66	181.73	201.89	224.64	187.77	179.06	161.09
Dec	181.84	152.77	242.41	215.52	181.73	201.89	226.82	187.77	179.06	161.09
2014 Jan	181.84	152.12	242.41	217.06	180.95	201.89	226.82	187.77	179.06	161.09
Feb	181.84	152.12	242.41	218.02	179.07	201.29	226.82	187.77	179.06	161.09
Mar	183.04	155.31	242.41	207.32	177.75	199.15	226.82	189.65	179.75	161.09
Apr	184.22	161.66	242.41	201.07	167.97	193.66	226.82	193.10	192.36	165.36
May	185.23	164.58	242.41	200.83	165.10	191.86	226.82	193.10	194.43	165.85
Jun	185.23	166.38	290.52	200.42	162.34	192.59	226.82	196.81	197.56	165.85
Jul	185.63	167.46	290.52	200.42	161.40	193.60	226.82	196.81	197.56	165.85
Aug	185.63	169.18	290.52	195.72	163.67	193.92	226.82	196.81	203.01	175.35
Sep	185.63	169.40	290.52	192.90	164.84	193.92	226.82	196.81	203.01	175.35
Oct	185.63	171.52	290.52	190.52	164.37	193.92	237.79	200.51	206.11	176.47

Contd.

7.9 Index numbers of wholesale prices by commodities

Year / month	FOOD, BEVERAGES, TOBACCO TEXTILE, APP. LEATHER TEXTILE										
	Towels	Blankets	Bedsheet	Quilt	Woolen Carpets	Synthetic Carpets	Hosiery Product	Ready made Garments	Leather without Hairs	Other Leather N.E.C	Foot wears
(2007-08=100)											
2009-10	124.68	112.40	123.12	108.77	103.57	134.23	111.76	109.52	104.89	107.27	101.48
2010-11	141.55	123.47	132.06	128.15	104.56	143.26	126.73	114.24	107.07	112.02	101.48
2011-12	181.78	150.59	165.52	144.49	105.11	147.81	155.38	125.21	109.08	120.09	110.49
2012-13	202.34	179.22	201.81	150.78	106.55	116.43	176.65	137.23	111.60	130.47	134.42
2013-14	231.49	205.36	230.69	166.21	110.96	115.50	191.70	156.73	168.48	288.58	134.22
2013 Oct	231.87	189.62	223.74	160.74	106.55	114.41	185.37	153.12	140.50	263.79	139.49
Nov	233.85	196.10	227.19	160.74	109.52	115.69	187.81	153.12	144.55	276.28	139.49
Dec	234.25	204.97	236.05	169.53	113.69	116.10	187.81	153.12	149.13	297.73	134.22
2014 Jan	234.25	219.66	236.05	172.42	113.69	116.10	195.18	153.12	161.61	341.85	134.22
Feb	234.25	219.66	236.05	172.42	113.69	116.10	195.18	153.12	167.71	370.13	134.22
Mar	234.25	219.66	236.05	172.42	113.69	116.10	195.50	153.12	209.40	339.91	134.22
Apr	242.19	219.66	242.12	172.42	113.69	116.10	196.90	169.94	203.40	314.19	134.22
May	242.19	219.66	242.12	172.42	113.69	116.10	198.64	168.50	212.68	276.72	134.22
Jun	242.19	219.66	242.12	172.42	113.69	116.10	202.13	169.33	223.51	276.72	134.22
Jul	242.19	219.66	242.12	172.42	132.14	116.10	204.27	175.43	223.51	249.44	134.22
Aug	244.18	219.66	242.12	172.42	132.14	125.42	206.13	180.12	216.45	230.78	134.22
Sep	246.16	223.55	242.12	177.63	132.14	126.27	208.91	183.14	212.86	210.44	134.22
Oct	250.33	230.00	247.46	179.47	132.14	126.27	210.35	186.77	212.86	214.36	134.22

Contd.

7.9 Index numbers of wholesale prices by commodities

Year/month	OTHER TRANSPORTABLE GOODS												
	Timber	Printing Paper	Hard Board	Coke	Motor Sprit	Diesel Oil	Kerosine Oil	Furnace Oil	Mobile Oil	Chemicals	Dying Materials	Fertilizers	Pesticides
(2007-08=100)													
2009-10	118.75	110.69	97.22	116.57	119.93	167.91	167.68	130.09	138.19	107.72	102.23	143.70	124.59
2010-11	127.27	106.84	110.16	139.84	126.84	194.78	196.30	154.78	150.55	123.06	106.61	174.65	135.09
2011-12	139.00	127.83	150.70	159.41	155.00	240.05	241.84	200.78	173.18	144.52	105.67	258.65	164.20
2012-13	149.51	158.66	193.63	163.45	168.70	257.74	260.42	177.08	183.78	154.14	105.42	261.38	195.99
2013-14	170.36	169.84	220.14	163.45	184.99	271.23	283.49	176.90	194.20	171.90	115.91	266.33	227.17
2013 Oct	163.35	167.02	214.58	163.45	191.35	279.68	288.36	182.48	193.09	165.70	104.26	264.71	222.93
Nov	166.37	167.02	214.58	163.45	190.50	279.46	288.01	184.52	193.09	169.65	106.46	263.88	224.99
Dec	173.24	169.75	229.17	163.45	190.50	279.46	288.01	184.93	193.09	172.77	107.55	266.56	225.48
2014 Jan	174.55	169.75	229.17	163.45	190.50	279.46	288.01	183.45	193.09	171.72	107.55	264.18	225.48
Feb	174.55	169.75	229.17	163.45	190.50	279.46	288.01	182.18	193.09	171.72	107.55	267.25	225.62
Mar	174.55	176.01	229.17	163.45	185.89	279.46	288.01	177.75	194.41	175.87	107.55	264.50	237.58
Apr	178.07	177.81	229.17	163.45	182.98	267.04	288.01	165.65	197.73	176.47	143.77	264.50	237.58
May	178.07	174.58	229.17	163.45	182.40	260.69	288.01	166.52	197.73	176.24	143.77	265.61	237.58
Jun	182.14	172.62	229.17	163.45	182.40	260.69	288.01	172.01	200.28	189.08	143.77	267.48	254.27
Jul	184.69	172.62	229.17	163.45	182.40	260.69	288.01	173.10	201.17	193.10	143.77	268.66	262.86
Aug	184.69	169.34	229.17	163.45	182.40	260.69	288.01	169.47	201.17	194.21	143.77	270.28	270.02
Sep	188.95	169.34	229.17	163.45	180.02	256.53	281.74	171.21	201.17	195.25	143.77	271.20	266.71
Oct	189.35	169.34	229.17	163.45	175.05	254.48	277.92	159.86	201.53	196.00	143.77	270.24	266.71

Contd.

7.9 Index Numbers of Wholesale Prices by Commodities

Year / month	OTHER TRANSPORTABLE GOODS												
	Insecticides	Paints & Varnishes	Medicines	Soaps & Detergent	Auto Tyers	Plastic Products	Glass Sheets	Other Glass Articles	Ceramics & Sanitary	Bricks Blocks & Tiles	Cement	Bed Foams	Matches
(2007-08=100)													
2009-10	112.11	135.74	108.01	117.69	136.43	123.66	146.16	156.19	126.75	129.58	117.30	105.04	108.52
2010-11	125.88	151.75	115.64	130.52	147.14	135.05	152.83	175.04	129.49	140.85	140.80	113.46	111.73
2011-12	125.90	187.97	117.18	151.04	171.17	179.77	168.41	206.10	136.90	165.89	162.19	126.38	118.84
2012-13	120.85	237.85	138.59	167.01	180.56	193.02	192.56	199.82	158.32	176.20	185.77	141.29	132.57
2013-14	143.37	260.43	139.76	180.26	185.96	201.16	207.04	212.10	182.46	193.91	203.42	148.32	143.20
2013 Oct	131.09	249.49	138.77	178.79	185.57	199.24	205.47	206.09	170.85	192.69	200.39	147.67	143.20
Nov	131.04	249.49	138.77	178.85	185.73	200.86	206.90	213.87	171.02	194.89	200.84	149.33	143.20
Dec	133.78	265.56	138.77	181.19	185.73	201.76	207.75	214.09	171.05	196.76	204.86	149.67	143.20
2014 Jan	133.78	267.31	139.69	181.22	185.73	202.31	207.75	214.09	192.64	197.12	205.56	149.67	143.20
Feb	136.69	268.31	139.69	181.22	185.73	202.33	207.75	214.09	192.64	195.96	207.30	149.67	143.20
Mar	136.47	268.31	140.31	181.82	185.73	202.33	207.75	214.09	194.56	195.96	207.69	149.67	143.20
Apr	177.92	268.31	140.59	181.82	185.73	202.70	209.86	214.09	199.50	197.05	207.45	149.67	143.20
May	178.94	269.84	141.80	182.20	186.63	203.08	209.86	218.27	199.50	196.15	207.98	149.67	143.20
Jun	181.89	275.71	142.22	183.11	188.21	203.08	209.86	218.27	201.75	200.57	207.76	150.83	143.20
Jul	181.89	275.71	144.21	183.11	188.21	203.08	209.86	218.27	200.07	201.73	207.76	150.83	143.20
Aug	181.05	276.16	144.21	175.81	188.21	205.01	209.86	218.27	200.91	202.38	207.44	150.83	143.20
Sep	178.63	279.37	145.03	176.33	188.28	206.32	209.86	218.27	207.26	203.25	207.79	150.83	143.20
Oct	179.64	280.05	144.59	177.77	188.28	210.90	209.86	227.13	212.17	204.18	210.17	150.83	143.20

Contd.

7.9 Index Numbers of Wholesale Prices by Commodities

Year/month	METAL PRODUCT MACHINERY & EQUIP									
	Pig Iron	Steel Bars & Sheets	Pipe Fittings	Steel Products	Engine & Motors	Vacuum Pumps	Air Conditioners	Cultivators	Chuff Cutter	Tractors
(2007-08=100)										
2009-10	129.91	102.51	124.35	117.63	105.29	111.45	143.04	145.95	121.31	137.08
2010-11	128.97	116.14	129.52	125.59	106.23	112.44	147.52	172.18	127.89	152.78
2011-12	128.97	133.06	140.66	152.22	109.07	115.39	165.34	184.47	131.97	177.34
2012-13	128.97	134.92	143.38	162.79	109.07	115.39	174.17	187.71	140.67	161.96
2013-14	128.97	140.15	163.38	169.47	109.07	115.39	180.79	215.46	146.36	188.81
2013 Oct	128.97	141.14	160.63	168.46	109.07	115.39	181.12	200.36	144.94	169.82
Nov	128.97	140.55	166.34	170.08	109.07	115.39	181.12	226.90	144.94	193.29
Dec	128.97	140.33	168.00	170.12	109.07	115.39	181.12	226.90	144.94	193.29
2014 Jan	128.97	140.23	168.33	170.19	109.07	115.39	181.12	226.90	144.94	193.29
Feb	128.97	139.12	168.33	170.19	109.07	115.39	181.12	226.90	144.94	193.29
Mar	128.97	138.60	168.33	170.24	109.07	115.39	181.12	226.90	149.20	193.29
Apr	128.97	138.13	168.33	170.24	109.07	115.39	181.12	226.9	149.2	214.54
May	128.97	139.53	168.33	170.24	109.07	115.39	181.12	226.9	149.2	214.54
Jun	128.97	144.3	175.34	170.24	109.07	115.39	181.12	226.9	149.2	214.54
Jul	128.97	146.08	175.34	170.24	109.07	115.39	181.12	226.9	149.2	214.54
Aug	128.97	149.75	175.34	170.24	109.07	115.39	195.53	226.9	149.2	214.54
Sep	128.97	151.35	191.63	172.77	109.07	115.39	195.53	226.9	149.2	214.54
Oct	128.97	150.97	191.94	173.74	109.07	115.39	195.53	226.9	149.2	214.54

Contd.

7.9 Index Numbers of Wholesale Prices by Commodities

METAL PRODUCT MACHINERY & EQUIP									
Year / month	Lathe Machine	Concrete Mixer	Refrige Wash & Sew mach Iron	Electrical Wires	Lighting Equipments	Radio & Television	Motor Vehicles	Motor Cycles	Bicycles

(2007-08=100)

2009-10	140.74	132.73	119.22	131.12	108.05	119.91	130.55	113.20	108.90
2010-11	142.43	135.46	138.87	142.63	115.71	122.93	142.13	116.77	134.71
2011-12	147.58	138.83	162.92	160.69	141.05	130.71	155.07	122.52	166.65
2012-13	147.68	138.83	167.54	160.01	147.57	127.52	170.90	125.06	177.20
2013-14	186.40	138.83	188.44	173.65	163.03	126.49	179.74	125.61	181.58
2013 Oct	155.90	138.83	181.62	168.13	162.52	126.49	174.21	124.80	180.99
Nov	174.96	138.83	186.98	169.09	163.43	126.49	181.77	125.41	180.99
Dec	208.81	138.83	191.24	169.55	162.71	126.49	181.93	125.41	180.99
2014 Jan	208.81	138.83	192.24	178.73	162.86	126.49	182.16	125.58	180.99
Feb	208.81	138.83	192.33	178.73	162.86	126.49	182.16	125.69	182.84
Mar	208.81	138.83	192.37	178.73	163.27	126.49	184.47	126.15	182.84
Apr	208.81	138.83	195.02	178.73	164.75	126.49	182.75	126.48	182.84
May	208.81	138.83	193.39	179.18	164.95	126.49	182.59	126.7	182.84
Jun	208.81	138.83	195.75	179.18	164.95	126.49	182.59	126.7	182.84
Jul	208.81	138.83	195.93	179.18	164.95	126.49	182.59	126.7	182.84
Aug	208.81	138.83	195.93	179.18	164.95	126.49	182.59	126.92	182.84
Sep	208.81	138.83	196.04	184.79	164.95	126.49	182.59	126.92	182.84
Oct	208.81	138.83	196.81	184.79	164.95	126.49	183.03	126.92	182.84

7.10 Intercity Wholesale Prices of Selected Commodities

Group/Commodity/Item Specification	Unit	City	Prices (Rs.)			% Change in Oct.,2014	
						Over	
			Oct., 2014	Sept., 2014	Oct., 2013	Sept., 2014	Oct., 2013
1. Agriculture Forestry & Fishery							
001. Wheat							
0111201. WHEAT AVG. QLTY.	100 KG.	LAH	3437.50	3437.50	3587.50	0.00	-4.18
		FAS	3331.00	3331.00	3550.00	0.00	-6.17
		RAW	3650.00	3650.00	3575.00	0.00	2.10
		MUL	3400.00	3500.00	3550.00	-2.86	-4.23
		GUJ	3250.00	3250.00	3450.00	0.00	-5.80
		SAH	3281.50	3281.50	3437.50	0.00	-4.54
		SAR	3175.00	3050.00	3375.00	4.10	-5.93
		SKT	3425.00	3425.00	3525.00	0.00	-2.84
		BPR	3337.50	3362.50	3512.50	-0.74	-4.98
		GJT	3300.00	3300.00	3450.00	0.00	-4.35
		KSR	3412.50	3412.50	3512.50	0.00	-2.85
		KAR	3400.00	3400.00	3700.00	0.00	-8.11
		HYD	3400.00	3280.00	3550.00	3.66	-4.23
		SKR	3400.00	3400.00	3500.00	0.00	-2.86
		LRK	3125.00	3125.00	3500.00	0.00	-10.71
		MPK	3300.00	3250.00	2975.00	1.54	10.92
		NWB	3550.00	3500.00	3600.00	1.43	-1.39
		PSH	3400.00	3469.00	3375.00	-1.99	0.74
		BNU	3500.00	3400.00	3550.00	2.94	-1.41
002. Maize							
0112201. MAIZE AVG. QLTY.	40 KG.	LAH	1150.00	1150.00	1150.00	0.00	0.00
		FAS	1000.00	1050.00	1000.00	-4.76	0.00
		RAW	1175.00	1175.00	1175.00	0.00	0.00
		SAR	1000.00	1075.00	1000.00	-6.98	0.00
		KSR	1150.00	1150.00	1150.00	0.00	0.00
		KAR	1460.00	1420.00	1055.00	2.82	38.39
		HYD	1275.00	1275.00	1275.00	0.00	0.00
		PSH	975.00	1020.00	1080.00	-4.41	-9.72
		BNU	1350.00	1350.00	1120.00	0.00	20.54
		QTA	1390.00	1390.00	1210.00	0.00	14.88
003. Rice							
0113201. RICE BASMATI SUP. QLTY.	40 KG.	LAH	4900.00	4900.00	4900.00	0.00	0.00
		FAS	4250.00	4250.00	4125.00	0.00	3.03
		RAW	5150.00	5050.00	5050.00	1.98	1.98
		MUL	4250.00	4450.00	4500.00	-4.49	-5.56
		GUJ	4750.00	4750.00	4550.00	0.00	4.40
		SKT	4800.00	4800.00	4760.00	0.00	0.84
		KAR	5000.00	5000.00	4490.00	0.00	11.36
		HYD	4725.00	4725.00	4500.00	0.00	5.00
		MPK	4600.00	4600.00	4800.00	0.00	-4.17
		PSH	4875.00	4875.00	4850.00	0.00	0.52
		MNG	4400.00	4400.00	4825.00	0.00	-8.81
		QTA	5200.00	5200.00	4600.00	0.00	13.04
0113202. RICE BASMATI BROKEN AVG. QLTY.	40 KG.	LAH	2875.00	2875.00	2760.00	0.00	4.17
		RAW	3275.00	3262.50	3275.00	0.38	0.00
		GUJ	2600.00	2600.00	2350.00	0.00	10.64
		SAH	2200.00	2200.00	2700.00	0.00	-18.52
		SKT	2550.00	2550.00	2720.00	0.00	-6.25
		BPR	2100.00	2100.00	2100.00	0.00	0.00
		GJT	2600.00	2600.00	2505.00	0.00	3.79
		KSR	2825.00	2825.00	2775.00	0.00	1.80
		KAR	2840.00	2840.00	2560.00	0.00	10.94
		HYD	2450.00	2450.00	2325.00	0.00	5.38
		SKR	2500.00	2500.00	2200.00	0.00	13.64
		LRK	3200.00	3200.00	3200.00	0.00	0.00

Contd.

7.10 Intercity Wholesale Prices of Selected Commodities

Group/Commodity/Item Specification	Unit	City	Prices (Rs.)			% Change in Oct.,2014	
						Over	
			Oct., 2014	Sept., 2014	Oct., 2013	Sept., 2014	Oct., 2013
0113203. RICE IRRI-9 PUNJAB	40 KG.	MPK	1900.00	1900.00	1830.00	0.00	3.83
		PSH	2600.00	2600.00	2600.00	0.00	0.00
		BNU	1650.00	1700.00	1780.00	-2.94	-7.30
		QTA	3300.00	3300.00	2800.00	0.00	17.86
		LAH	2325.00	2325.00	2325.00	0.00	0.00
		FAS	2750.00	2750.00	2475.00	0.00	11.11
		RAW	2425.00	2425.00	2425.00	0.00	0.00
		SAR	1800.00	1800.00	1475.00	0.00	22.03
		SKT	1600.00	1210.00	1210.00	32.23	32.23
0113204. RICE IRRI-6 SINDH	40 KG.	QTA	1560.00	1460.00	1425.00	6.85	9.47
		KAR	1860.00	1960.00	1770.00	-5.10	5.08
		HYD	1625.00	1625.00	1650.00	0.00	-1.52
		SKR	1600.00	1600.00	1340.00	0.00	19.40
		LRK	1400.00	1400.00	1350.00	0.00	3.70
		NWB	1630.00	1630.00	1600.00	0.00	1.88
		PSH	1600.00	1600.00	1620.00	0.00	-1.23
		QTA	1520.00	1420.00	1425.00	7.04	6.67
		004. Sorghum / Jowar					
0114201. JOWAR AVG. QLTY.	40 KG.	LAH	1900.00	1900.00	1400.00	0.00	35.71
		FAS	1250.00	1450.00	1325.00	-13.79	-5.66
		SAR	2150.00	2650.00	2250.00	-18.87	-4.44
		GJT	1800.00	1900.00	1700.00	-5.26	5.88
		KAR	1100.00	1060.00	1050.00	3.77	4.76
		HYD	1750.00	1750.00	1475.00	0.00	18.64
		PSH	1430.00	1500.00	1280.00	-4.67	11.72
005. Millet / Bajra							
0118201. BAJRA AVG. QLTY.	40 KG.	LAH	1125.00	1125.00	1175.00	0.00	-4.26
		FAS	1085.00	1025.00	1097.50	5.85	-1.14
		SAR	1225.00	1200.00	1175.00	2.08	4.26
		GJT	1000.00	1000.00	1200.00	0.00	-16.67
		KAR	1220.00	1170.00	1240.00	4.27	-1.61
		HYD	1150.00	1150.00	1175.00	0.00	-2.13
		PSH	1190.00	1161.50	1300.00	2.45	-8.46
006. Vegetables							
0121301. CAULIFLOWER AVG. QLTY.	100 KG.	LAH	2550.00	0.00	5100.00	-----	-50.00
		FAS	1400.00	0.00	3750.00	-----	-62.67
		MUL	3450.00	0.00	4250.00	-----	-18.82
		SKT	4450.00	0.00	6000.00	-----	-25.83
		KAR	2900.00	0.00	3100.00	-----	-6.45
		SKR	3000.00	0.00	3000.00	-----	0.00
		MPK	2200.00	0.00	3100.00	-----	-29.03
		PSH	4550.00	0.00	4000.00	-----	13.75
		QTA	2200.00	0.00	5000.00	-----	-56.00
0122201. CUCUMBER (KHEERA) AVG. QLTY.	100 KG.	LAH	4250.00	3900.00	6750.00	8.97	-37.04
		FAS	4500.00	4500.00	3500.00	0.00	28.57
		RAW	5100.00	4450.00	5100.00	14.61	0.00
		MUL	6750.00	5750.00	3750.00	17.39	80.00
		GUJ	4500.00	5250.00	5100.00	-14.29	-11.76
		SAR	6725.00	4725.00	4750.00	42.33	41.58
		SKT	6750.00	7750.00	6000.00	-12.90	12.50
		KAR	3100.00	3500.00	3000.00	-11.43	3.33
		HYD	6750.00	6000.00	6100.00	12.50	10.66
		SKR	4000.00	4000.00	3600.00	0.00	11.11
		PSH	4850.00	2750.00	4500.00	76.36	7.78
		BNU	4500.00	2000.00	4200.00	125.00	7.14
		QTA	4200.00	4200.00	7250.00	0.00	-42.07

Contd.

7.10 Intercity Wholesale Prices of Selected Commodities

Group/Commodity/Item Specification	Unit	City	Prices (Rs.)			% Change in Oct.,2014	
						Over	
			Oct., 2014	Sept., 2014	Oct., 2013	Sept., 2014	Oct., 2013
0122401. TOMATOES AVG. QLTY.	40 KG.	LAH	2550.00	2730.00	1625.00	-6.59	56.92
		FAS	1900.00	1900.00	1900.00	0.00	0.00
		RAW	1975.00	2425.00	2187.50	-18.56	-9.71
		MUL	1700.00	1900.00	2500.00	-10.53	-32.00
		GUJ	1900.00	2750.00	2400.00	-30.91	-20.83
		SAH	1625.00	2400.00	2500.00	-32.29	-35.00
		SAR	1835.00	2185.00	2500.00	-16.02	-26.60
		SKT	2800.00	2800.00	2400.00	0.00	16.67
		BPR	1680.00	2840.00	2500.00	-40.85	-32.80
		GJT	2000.00	2650.00	2400.00	-24.53	-16.67
		KAR	1560.00	1900.00	2040.00	-17.89	-23.53
		HYD	2400.00	1600.00	1800.00	50.00	33.33
		SKR	2087.00	1800.00	2769.00	15.94	-24.63
		LRK	3000.00	2400.00	3200.00	25.00	-6.25
		MPK	1400.00	1400.00	1750.00	0.00	-20.00
		PSH	1550.00	1720.00	2000.00	-9.88	-22.50
		BNU	1700.00	1600.00	1950.00	6.25	-12.82
		MNG	1350.00	1500.00	1400.00	-10.00	-3.57
QTA	2100.00	1250.00	2000.00	68.00	5.00		
0124101. TURNIP AVG. QLTY.	100 KG.	LAH	3950.00	0.00	4250.00	-----	-7.06
		FAS	1800.00	0.00	2500.00	-----	-28.00
		RAW	3950.00	0.00	3350.00	-----	17.91
		MUL	1300.00	0.00	2750.00	-----	-52.73
		SKT	5000.00	0.00	5000.00	-----	0.00
		KAR	2100.00	0.00	3900.00	-----	-46.15
		SKR	2200.00	0.00	3200.00	-----	-31.25
		PSH	4650.00	0.00	3000.00	-----	55.00
		MNG	3500.00	0.00	3225.00	-----	8.53
		QTA	2200.00	0.00	2500.00	-----	-12.00
0124201. GARLIC	40 KG.	LAH	4475.00	4187.50	4300.00	6.87	4.07
		FAS	3400.00	3000.00	3000.00	13.33	13.33
		RAW	3550.00	3550.00	3950.00	0.00	-10.13
		SAR	4235.00	4800.00	3350.00	-11.77	26.42
		SKT	4000.00	4000.00	4000.00	0.00	0.00
		GJT	4000.00	3850.00	3500.00	3.90	14.29
		KAR	3700.00	3800.00	3500.00	-2.63	5.71
		HYD	3600.00	3600.00	3225.00	0.00	11.63
		SKR	3700.00	3400.00	2500.00	8.82	48.00
		PSH	5200.00	3900.00	3200.00	33.33	62.50
MNG	3975.00	4800.00	3200.00	-17.19	24.22		
QTA	4200.00	5000.00	3900.00	-16.00	7.69		
0124301. ONIONS DRY AVG. QLTY.	40 KG.	LAH	1410.00	1535.00	1525.00	-8.14	-7.54
		FAS	1500.00	1500.00	1350.00	0.00	11.11
		RAW	1625.00	1430.00	1975.00	13.64	-17.72
		MUL	1300.00	1450.00	1325.00	-10.34	-1.89
		GUJ	1300.00	1550.00	1825.00	-16.13	-28.77
		SAH	1200.00	1400.00	2000.00	-14.29	-40.00
		SAR	1260.00	1275.00	1850.00	-1.18	-31.89
		SKT	1600.00	1500.00	2000.00	6.67	-20.00
		BPR	1520.00	1160.00	1960.00	31.03	-22.45
		GJT	1440.00	2000.00	1600.00	-28.00	-10.00
		KSR	1150.00	1575.00	1775.00	-26.98	-35.21
		KAR	1020.00	920.00	1160.00	10.87	-12.07
		HYD	1350.00	1200.00	1400.00	12.50	-3.57
		SKR	925.00	1050.00	1493.34	-11.90	-38.06
LRK	1400.00	1150.00	2000.00	21.74	-30.00		
MPK	1000.00	1100.00	1360.00	-9.09	-26.47		

Contd.

7.10 Intercity Wholesale Prices of Selected Commodities

Group/Commodity/Item Specification	Unit	City	Prices (Rs.)			% Change in Oct.,2014	
						Over	
			Oct., 2014	Sept., 2014	Oct., 2013	Sept., 2014	Oct., 2013
0124901. RADDISH AVG. QLTY.	100 KG.	NWB	1600.00	1600.00	1600.00	0.00	0.00
		PSH	1300.00	1360.00	1425.00	-4.41	-8.77
		BNU	1300.00	1250.00	1550.00	4.00	-16.13
		MNG	1050.00	1050.00	1637.50	0.00	-35.88
		QTA	850.00	850.00	1200.00	0.00	-29.17
		RAW	1900.00	3350.00	4025.00	-43.28	-52.80
		MUL	3100.00	0.00	1900.00	-----	63.16
		GUJ	1700.00	4250.00	3000.00	-60.00	-43.33
		SAR	2295.00	1295.00	1850.00	77.22	24.05
		SKT	3200.00	3200.00	4000.00	0.00	-20.00
0124902. LADY FINGER AVG. QLTY.	100 KG.	KAR	2100.00	3900.00	3300.00	-46.15	-36.36
		MPK	3000.00	3800.00	3800.00	-21.05	-21.05
		PSH	3750.00	4000.00	4100.00	-6.25	-8.54
		LAH	3850.00	4300.00	5150.00	-10.47	-25.24
		FAS	2500.00	4250.00	2750.00	-41.18	-9.09
		RAW	3450.00	3450.00	4325.00	0.00	-20.23
		MUL	4750.00	5750.00	4750.00	-17.39	0.00
		SKT	8000.00	8000.00	6000.00	0.00	33.33
		KAR	4100.00	4900.00	2100.00	-16.33	95.24
		SKR	4000.00	4000.00	3800.00	0.00	5.26
0124903. TINDA AVG. QLTY.	100 KG.	PSH	5200.00	3200.00	4000.00	62.50	30.00
		BNU	5000.00	4500.00	5000.00	11.11	0.00
		QTA	6200.00	5500.00	6500.00	12.73	-4.62
		LAH	5050.00	4900.00	8250.00	3.06	-38.79
		FAS	6500.00	6500.00	4750.00	0.00	36.84
		RAW	4550.00	4550.00	2775.00	0.00	63.96
		MUL	7250.00	6100.00	6250.00	18.85	16.00
		SKT	8000.00	10750.00	7250.00	-25.58	10.34
		KAR	3900.00	3700.00	1710.00	5.41	128.07
		SKR	3000.00	4000.00	3100.00	-25.00	-3.23
0124904. BRINJAL AVG. QLTY.	100 KG.	MPK	6500.00	4600.00	2700.00	41.30	140.74
		PSH	6100.00	5000.00	4000.00	22.00	52.50
		MNG	4750.00	5000.00	3250.00	-5.00	46.15
		LAH	2950.00	3350.00	2450.00	-11.94	20.41
		FAS	1100.00	1800.00	1250.00	-38.89	-12.00
		MUL	2250.00	2900.00	2250.00	-22.41	0.00
		SAR	1660.00	2575.00	2750.00	-35.53	-39.64
		SKT	2750.00	2200.00	3500.00	25.00	-21.43
		KAR	1450.00	1700.00	2265.00	-14.71	-35.98
		SKR	1250.00	1250.00	1400.00	0.00	-10.71
0124905. BOTTLE GOURD (LOKI)	100 KG.	MPK	1100.00	1700.00	2000.00	-35.29	-45.00
		PSH	2550.00	1225.00	2500.00	108.16	2.00
		BNU	1950.00	1700.00	2100.00	14.71	-7.14
		QTA	1800.00	3200.00	3500.00	-43.75	-48.57
		LAH	3250.00	4300.00	3300.00	-24.42	-1.52
		FAS	900.00	2500.00	1400.00	-64.00	-35.71
		RAW	4350.00	4350.00	3350.00	0.00	29.85
		KAR	1300.00	3900.00	2000.00	-66.67	-35.00
		HYD	3500.00	4000.00	2900.00	-12.50	20.69
		SKR	2900.00	3500.00	2000.00	-17.14	45.00
0124906. KARELLA	100 KG.	PSH	3350.00	2025.00	3000.00	65.43	11.67
		BNU	2500.00	2500.00	2150.00	0.00	16.28
		LAH	5550.00	6550.00	6100.00	-15.27	-9.02
		FAS	4500.00	4500.00	5500.00	0.00	-18.18
		RAW	4450.00	4450.00	4050.00	0.00	9.88
		SAR	7365.00	5235.00	4250.00	40.69	73.29
KAR	1700.00	3800.00	5100.00	-55.26	-66.67		

Contd.

7.10 Intercity Wholesale Prices of Selected Commodities

Group/Commodity/Item Specification	Unit	City	Prices (Rs.)			% Change in Oct.,2014	
						Over	
			Oct., 2014	Sept., 2014	Oct., 2013	Sept., 2014	Oct., 2013
		HYD	4500.00	5000.00	6750.00	-10.00	-33.33
		SKR	2400.00	3600.00	2900.00	-33.33	-17.24
		PSH	3250.00	3450.00	2750.00	-5.80	18.18
		BNU	3600.00	3000.00	3650.00	20.00	-1.37
007. Fresh Fruits							
0131201. BANANA AVG. QLTY.	DOZ.	LAH	61.00	67.50	42.50	-9.63	43.53
		FAS	55.00	55.00	47.50	0.00	15.79
		RAW	55.00	107.50	49.00	-48.84	12.24
		MUL	62.50	72.50	42.50	-13.79	47.06
		GUJ	50.00	57.50	30.00	-13.04	66.67
		SKT	60.00	60.00	37.50	0.00	60.00
		BPR	52.50	42.50	52.50	23.53	0.00
		GJT	50.00	62.50	30.00	-20.00	66.67
		KAR	31.00	43.50	33.00	-28.74	-6.06
		HYD	46.50	47.50	35.00	-2.11	32.86
		SKR	32.50	45.00	30.00	-27.78	8.33
		MPK	25.00	25.00	15.00	0.00	66.67
		PSH	52.50	52.50	50.00	0.00	5.00
		MNG	75.00	85.00	50.00	-11.76	50.00
0131701. PAPAYA (PAPETA)	40 KG.	LAH	3350.00	3350.00	2875.00	0.00	16.52
		KAR	3300.00	1900.00	2100.00	73.68	57.14
		HYD	2100.00	2100.00	1850.00	0.00	13.51
		MPK	1500.00	1400.00	1800.00	7.14	-16.67
0133001. GRAPES (ANGOOR) AVG. QLTY.	40 KG.	LAH	8250.00	6950.00	7000.00	18.71	17.86
		RAW	4050.00	4550.00	4750.00	-10.99	-14.74
		KAR	4100.00	3300.00	4100.00	24.24	0.00
		HYD	6800.00	5600.00	4800.00	21.43	41.67
		SKR	3142.00	3800.00	5333.33	-17.32	-41.09
		PSH	3200.00	2172.00	3200.00	47.33	0.00
		QTA	4000.00	3500.00	3800.00	14.29	5.26
0134401. STRAWBURY	40 KG.	LAH	2900.00	2900.00	2100.00	0.00	38.10
		RAW	4650.00	4650.00	3425.00	0.00	35.77
		KAR	3800.00	3800.00	2900.00	0.00	31.03
		SKR	3500.00	3500.00	3200.00	0.00	9.38
0135101. APPLE AVG. QLTY.	40 KG.	LAH	2850.00	3350.00	3650.00	-14.93	-21.92
		RAW	2350.00	2350.00	1975.00	0.00	18.99
		MUL	3100.00	2300.00	2500.00	34.78	24.00
		KAR	1160.00	1560.00	2490.00	-25.64	-53.41
		HYD	2000.00	1600.00	1425.00	25.00	40.35
		SKR	1060.00	1400.00	1764.71	-24.29	-39.93
		PSH	2550.00	2250.00	1600.00	13.33	59.38
		MNG	2900.00	2900.00	2900.00	0.00	0.00
		QTA	3800.00	2000.00	3000.00	90.00	26.67
0135102. APPLE SUP. QLTY.	40 KG.	LAH	5050.00	5250.00	6650.00	-3.81	-24.06
		RAW	5350.00	5350.00	5125.00	0.00	4.39
		GJT	4550.00	5400.00	4000.00	-15.74	13.75
		KAR	1900.00	2100.00	4240.00	-9.52	-55.19
		PSH	3100.00	2933.00	2400.00	5.69	29.17
		MNG	3600.00	3600.00	3800.00	0.00	-5.26
		QTA	4800.00	3000.00	4000.00	60.00	20.00
0135501. PEACH(AROO) AVG. QLTY.	40 KG.	LAH	2650.00	2650.00	2650.00	0.00	0.00
		RAW	1825.00	1825.00	3175.00	0.00	-42.52
		KAR	3300.00	2900.00	3800.00	13.79	-13.16
		PSH	2333.00	2333.00	1200.00	0.00	94.42
		QTA	4000.00	4000.00	3400.00	0.00	17.65
0135901. GUAVA AVG. QLTY.	40 KG.	LAH	4250.00	1850.00	3450.00	129.73	23.19
		RAW	1850.00	1850.00	3025.00	0.00	-38.84

Contd.

7.10 Intercity Wholesale Prices of Selected Commodities

Group/Commodity/Item Specification	Unit	City	Prices (Rs.)			% Change in Oct.,2014			
					Over				
			Oct., 2014	Sept., 2014	Oct., 2013	Sept., 2014	Oct., 2013		
0136101. WATER MELON	40 KG.	MUL	1100.00	1100.00	3100.00	0.00	-64.52		
		KAR	2100.00	1900.00	2640.00	10.53	-20.45		
		HYD	1750.00	1750.00	800.00	0.00	118.75		
		PSH	2200.00	1660.00	1700.00	32.53	29.41		
		LAH	1050.00	1050.00	475.00	0.00	121.05		
		FAS	700.00	700.00	450.00	0.00	55.56		
		RAW	1375.00	1375.00	1235.00	0.00	11.34		
		MUL	750.00	750.00	750.00	0.00	0.00		
		KSR	925.00	925.00	475.00	0.00	94.74		
		KAR	1240.00	760.00	645.00	63.16	92.25		
		HYD	1400.00	1400.00	1100.00	0.00	27.27		
		SKR	580.00	580.00	625.00	0.00	-7.20		
PSH	1100.00	780.00	750.00	41.03	46.67				
0136102. MUSK MELON (SARDA/GARMA)	40 KG.	QTA	760.00	760.00	750.00	0.00	1.33		
		LAH	1550.00	1550.00	1125.00	0.00	37.78		
		RAW	1275.00	1275.00	1275.00	0.00	0.00		
		SKT	1200.00	1200.00	1400.00	0.00	-14.29		
0136103. SWEET MELON (KHURBOZA)	40 KG.	KAR	2100.00	1100.00	1220.00	90.91	72.13		
		PSH	1640.00	1640.00	1000.00	0.00	64.00		
		LAH	1750.00	2175.00	1550.00	-19.54	12.90		
		RAW	2125.00	1775.00	1675.00	19.72	26.87		
		KAR	2100.00	1160.00	1040.00	81.03	101.92		
		HYD	2500.00	2400.00	1600.00	4.17	56.25		
008. Dry Fruits									
0138101. ALMOND KAGZI(IN SHELL)AVG. QLTY.	40 KG.	LAH	20500.00	19000.00	19000.00	7.89	7.89		
		RAW	11750.00	11750.00	9475.00	0.00	24.01		
		MUL	21000.00	17000.00	15000.00	23.53	40.00		
		KAR	17200.00	17200.00	15300.00	0.00	12.42		
		HYD	19000.00	19000.00	13650.00	0.00	39.19		
		MPK	16000.00	16000.00	14000.00	0.00	14.29		
		PSH	24500.00	22500.00	17500.00	8.89	40.00		
		MNG	26400.00	26400.00	20000.00	0.00	32.00		
		QTA	13200.00	12600.00	12600.00	4.76	4.76		
		0138401. CHHOARA (DRY DATES) AVG. QLTY.	40 KG.	LAH	2900.00	2900.00	2900.00	0.00	0.00
				FAS	1950.00	1950.00	1825.00	0.00	6.85
				RAW	3775.00	3775.00	3325.00	0.00	13.53
MUL	3100.00			3100.00	3100.00	0.00	0.00		
KAR	3685.00			3685.00	3650.00	0.00	0.96		
HYD	2950.00			2950.00	2650.00	0.00	11.32		
MPK	1700.00			1700.00	1800.00	0.00	-5.56		
PSH	3000.00			3000.00	3000.00	0.00	0.00		
0138501. PISTACHIO(WITHOUT SHELL)AVG. QLTY	40 KG.	BNU	3700.00	3700.00	4200.00	0.00	-11.90		
		LAH	67000.00	67000.00	67000.00	0.00	0.00		
		RAW	81500.00	81500.00	53750.00	0.00	51.63		
		MUL	83000.00	83000.00	71000.00	0.00	16.90		
		KAR	75000.00	73000.00	62400.00	2.74	20.19		
		HYD	84000.00	84000.00	65500.00	0.00	28.24		
		SKR	80000.00	80000.00	80000.00	0.00	0.00		
		PSH	76000.00	76000.00	52000.00	0.00	46.15		
0138901. COCONUT DRY AVG. QLTY.	40 KG.	QTA	58000.00	58000.00	58000.00	0.00	0.00		
		LAH	10250.00	10250.00	5700.00	0.00	79.82		
		MUL	9750.00	9750.00	6300.00	0.00	54.76		
		GJT	10600.00	10600.00	7000.00	0.00	51.43		
		KAR	10200.00	10200.00	6600.00	0.00	54.55		
		HYD	9600.00	9500.00	6225.00	1.05	54.22		
		SKR	10400.00	10200.00	6800.00	1.96	52.94		
		MPK	10400.00	10400.00	6000.00	0.00	73.33		

Contd.

7.10 Intercity Wholesale Prices of Selected Commodities

Group/Commodity/Item Specification	Unit	City	Prices (Rs.)			% Change in Oct.,2014	
						Over	
			Oct., 2014	Sept., 2014	Oct., 2013	Sept., 2014	Oct., 2013
		PSH	10600.00	10600.00	5000.00	0.00	112.00
		MNG	10400.00	10400.00	7600.00	0.00	36.84
009. Cotton Seeds							
0143101. COTTON SEEDS	40 KG.	FAS	925.00	975.00	950.00	-5.13	-2.63
		MUL	1100.00	1275.00	930.00	-13.73	18.28
		SAH	912.50	970.00	780.00	-5.93	16.99
		SAR	1150.00	1250.00	925.00	-8.00	24.32
		SKT	1300.00	1200.00	1200.00	8.33	8.33
		KSR	1425.00	1425.00	1150.00	0.00	23.91
		KAR	1920.00	1920.00	1920.00	0.00	0.00
		HYD	1125.00	1125.00	1025.00	0.00	9.76
010. Other Oil Seeds							
0144201. MUSTARD SEEDS	40 KG.	FAS	2650.00	2750.00	2500.00	-3.64	6.00
		MUL	2450.00	2550.00	2300.00	-3.92	6.52
		SAH	2550.00	2750.00	2200.00	-7.27	15.91
		BPR	2650.00	2650.00	2350.00	0.00	12.77
		KSR	2750.00	2750.00	2750.00	0.00	0.00
		KAR	2465.00	2465.00	2275.00	0.00	8.35
		HYD	2500.00	2550.00	2150.00	-1.96	16.28
		MPK	2500.00	2600.00	2300.00	-3.85	8.70
		NWB	2800.00	2800.00	2600.00	0.00	7.69
		PSH	2800.00	2800.00	3200.00	0.00	-12.50
011. Edible Roots / Potatoes							
0151001. POTATOES WHITE AVG. QLTY.	40 KG.	KAR	1560.00	1480.00	1000.00	5.41	56.00
		HYD	2200.00	2000.00	837.50	10.00	162.69
		SKR	1904.00	1800.00	1420.00	5.78	34.08
		MPK	2000.00	1500.00	600.00	33.33	233.33
		QTA	1650.00	1650.00	1000.00	0.00	65.00
0151002. POTATOES RED AVG. QLTY.	40 KG.	LAH	2425.00	2425.00	1825.00	0.00	32.88
		FAS	2200.00	2200.00	1300.00	0.00	69.23
		RAW	2875.00	2625.00	1200.00	9.52	139.58
		MUL	2300.00	2100.00	1700.00	9.52	35.29
		GUJ	2350.00	2350.00	2000.00	0.00	17.50
		SAH	2700.00	2700.00	2000.00	0.00	35.00
		SAR	2275.00	2325.00	1050.00	-2.15	116.67
		SKT	2500.00	2500.00	1300.00	0.00	92.31
		BPR	2040.00	2070.00	1600.00	-1.45	27.50
		PSH	2700.00	2600.00	1600.00	3.85	68.75
		MNG	2400.00	2400.00	1400.00	0.00	71.43
012. Stimulant & Spice Crops							
0165201. RED CHILLIES DRY(WHOLE)	40 KG.	LAH	8650.00	8650.00	5100.00	0.00	69.61
		FAS	7800.00	7800.00	5050.00	0.00	54.46
		RAW	8850.00	8850.00	6175.00	0.00	43.32
		MUL	8250.00	8250.00	5100.00	0.00	61.76
		KAR	9000.00	9000.00	3650.00	0.00	146.58
		HYD	7250.00	7000.00	5000.00	3.57	45.00
		MPK	7000.00	11000.00	5500.00	-36.36	27.27
		PSH	8979.00	8979.00	5000.00	0.00	79.58
		QTA	10600.00	10600.00	11200.00	0.00	-5.36
0165401. CUMINSEED WHITE 50 G.PKT.NAT.	EACH	LAH	46.80	46.80	46.80	0.00	0.00
		FAS	48.28	48.28	48.28	0.00	0.00
		RAW	46.00	46.00	46.00	0.00	0.00
		MUL	48.67	48.67	48.67	0.00	0.00
		KAR	50.00	50.00	42.00	0.00	19.05
		HYD	52.00	52.00	50.00	0.00	4.00
		MPK	40.45	40.45	40.45	0.00	0.00
		PSH	51.00	51.00	47.00	0.00	8.51

Contd.

7.10 Intercity Wholesale Prices of Selected Commodities

Group/Commodity/Item Specification	Unit	City	Prices (Rs.)			% Change in Oct.,2014			
						Over			
			Oct., 2014	Sept., 2014	Oct., 2013	Sept., 2014	Oct., 2013		
0165402. CARDAMOM LARGE	40 KG.	MNG	50.00	50.00	50.00	0.00	0.00		
		QTA	46.00	42.00	46.00	9.52	0.00		
		LAH	90500.00	90500.00	78500.00	0.00	15.29		
		RAW	70500.00	67500.00	65250.00	4.44	8.05		
		MUL	107000.00	107000.00	73000.00	0.00	46.58		
		KAR	87000.00	87000.00	69500.00	0.00	25.18		
		HYD	95000.00	90000.00	73500.00	5.56	29.25		
		MPK	100000.00	100000.00	78000.00	0.00	28.21		
0165403. CARDAMOM SMALL	KG.	PSH	106000.00	106000.00	76500.00	0.00	38.56		
		QTA	104000.00	104000.00	77500.00	0.00	34.19		
		LAH	1090.00	1090.00	1125.00	0.00	-3.11		
		RAW	1800.00	1775.00	1625.00	1.41	10.77		
		MUL	1300.00	1300.00	1100.00	0.00	18.18		
		KAR	1225.00	1225.00	1370.00	0.00	-10.58		
		HYD	1400.00	1400.00	1400.00	0.00	0.00		
		MPK	900.00	900.00	800.00	0.00	12.50		
0165501. CINNAMON	40 KG.	PSH	1200.00	1200.00	1150.00	0.00	4.35		
		QTA	925.00	925.00	2750.00	0.00	-66.36		
		RAW	8250.00	8100.00	5825.00	1.85	41.63		
		MUL	10300.00	10300.00	7700.00	0.00	33.77		
		KAR	9000.00	9000.00	7100.00	0.00	26.76		
		PSH	10200.00	10200.00	7900.00	0.00	29.11		
		QTA	5100.00	5100.00	5100.00	0.00	0.00		
		LAH	9200.00	9175.00	5550.00	0.27	65.77		
0165701. GINGER GREEN	40 KG.	FAS	6500.00	6500.00	3400.00	0.00	91.18		
		RAW	9750.00	9750.00	7100.00	0.00	37.32		
		SAR	8260.00	7755.00	5800.00	6.51	42.41		
		SKT	6500.00	6500.00	6000.00	0.00	8.33		
		KAR	9000.00	7000.00	3800.00	28.57	136.84		
		HYD	8800.00	8800.00	6550.00	0.00	34.35		
		SKR	7200.00	10600.00	6000.00	-32.08	20.00		
		PSH	11600.00	11600.00	3600.00	0.00	222.22		
		MNG	12000.00	12000.00	7200.00	0.00	66.67		
		QTA	4200.00	5000.00	3900.00	-16.00	7.69		
		013. Pulses							
		0170101. KIDNEY BEANS DRY WHOLE (LOBIA)	40 KG.	LAH	5450.00	5450.00	4550.00	0.00	19.78
RAW	4375.00			4375.00	4375.00	0.00	0.00		
MUL	4100.00			4100.00	4100.00	0.00	0.00		
KSR	5650.00			5900.00	5700.00	-4.24	-0.88		
KAR	4300.00			4300.00	3920.00	0.00	9.69		
HYD	3200.00			3300.00	3400.00	-3.03	-5.88		
PSH	4000.00			4000.00	5300.00	0.00	-24.53		
BNU	4500.00			4500.00	4960.00	0.00	-9.27		
0170401. MASOOR WHOLE AVG. QLT.	100 KG.	QTA	3000.00	3300.00	3300.00	-9.09	-9.09		
		LAH	10250.00	10750.00	7450.00	-4.65	37.58		
		FAS	8800.00	8800.00	7975.00	0.00	10.34		
		RAW	11250.00	11250.00	8050.00	0.00	39.75		
		MUL	9900.00	9900.00	8100.00	0.00	22.22		
		SAR	9750.00	9975.00	8500.00	-2.26	14.71		
		SKT	11000.00	11000.00	7500.00	0.00	46.67		
		BPR	10200.00	10200.00	8600.00	0.00	18.60		
		GJT	10375.00	10200.00	8600.00	1.72	20.64		
		KSR	10250.00	11250.00	8325.00	-8.89	23.12		
		KAR	9850.00	9750.00	8800.00	1.03	11.93		
		HYD	9500.00	9000.00	8200.00	5.56	15.85		
SKR	9500.00	9500.00	8500.00	0.00	11.76				
LRK	11500.00	11000.00	0.00	4.55	-----				
MPK	10000.00	10000.00	9000.00	0.00	11.11				

Contd.

7.10 Intercity Wholesale Prices of Selected Commodities

Group/Commodity/Item Specification	Unit	City	Prices (Rs.)			% Change in Oct.,2014			
						Over			
			Oct., 2014	Sept., 2014	Oct., 2013	Sept., 2014	Oct., 2013		
0170402. MASOOR SPLIT AVG. QLTY.	100 KG.	PSH	10900.00	10900.00	9600.00	0.00	13.54		
		QTA	13100.00	13100.00	12500.00	0.00	4.80		
		LAH	11000.00	11250.00	8700.00	-2.22	26.44		
		FAS	9525.00	9525.00	8600.00	0.00	10.76		
		RAW	12650.00	12650.00	9325.00	0.00	35.66		
		MUL	11100.00	10125.00	8900.00	9.63	24.72		
		SAR	11875.00	12000.00	9750.00	-1.04	21.79		
		SKT	12250.00	12250.00	9250.00	0.00	32.43		
		BPR	11250.00	11750.00	9800.00	-4.26	14.80		
		GJT	12500.00	12500.00	9250.00	0.00	35.14		
		KAR	10850.00	10600.00	9200.00	2.36	17.93		
		HYD	10600.00	10400.00	9250.00	1.92	14.59		
		SKR	10000.00	10000.00	10750.00	0.00	-6.98		
		LRK	11800.00	11400.00	9000.00	3.51	31.11		
0170901. GRAM WHOLE YELLOW AVG. QLTY.	100 KG.	MPK	11100.00	11100.00	9700.00	0.00	14.43		
		PSH	10900.00	10900.00	9600.00	0.00	13.54		
		QTA	12450.00	12450.00	12700.00	0.00	-1.97		
		LAH	5000.00	5000.00	6750.00	0.00	-25.93		
		FAS	5400.00	5400.00	8100.00	0.00	-33.33		
		RAW	8900.00	8900.00	8750.00	0.00	1.71		
		MUL	8450.00	8225.00	7300.00	2.74	15.75		
		SAR	7500.00	8100.00	7900.00	-7.41	-5.06		
		BPR	9250.00	9250.00	7700.00	0.00	20.13		
		GJT	8500.00	8500.00	8000.00	0.00	6.25		
		KAR	8500.00	8700.00	7900.00	-2.30	7.59		
		HYD	9000.00	9000.00	8750.00	0.00	2.86		
		SKR	8400.00	8400.00	8500.00	0.00	-1.18		
		MPK	8600.00	8500.00	7200.00	1.18	19.44		
0170902. GRAM SPLIT AVG. QLTY.	100 KG.	PSH	8550.00	8550.00	7600.00	0.00	12.50		
		BNU	9375.00	9375.00	9000.00	0.00	4.17		
		QTA	9500.00	9500.00	14000.00	0.00	-32.14		
		LAH	5350.00	5250.00	4650.00	1.90	15.05		
		FAS	5300.00	5300.00	3750.00	0.00	41.33		
		RAW	6425.00	6100.00	6350.00	5.33	1.18		
		MUL	5775.00	5775.00	4700.00	0.00	22.87		
		GUJ	5850.00	5850.00	4550.00	0.00	28.57		
		SAR	6500.00	5700.00	5250.00	14.04	23.81		
		SKT	6000.00	6000.00	6200.00	0.00	-3.23		
		BPR	6000.00	6200.00	4800.00	-3.23	25.00		
		GJT	5800.00	5500.00	4800.00	5.45	20.83		
		KAR	5900.00	6100.00	5300.00	-3.28	11.32		
		HYD	6000.00	5950.00	6100.00	0.84	-1.64		
0170903. MASH WHOLE AVG. QLTY.	100 KG.	SKR	6000.00	6000.00	5125.00	0.00	17.07		
		MPK	6600.00	6400.00	5000.00	3.13	32.00		
		PSH	6200.00	6200.00	5450.00	0.00	13.76		
		BNU	6200.00	6200.00	6000.00	0.00	3.33		
		QTA	9150.00	9150.00	8500.00	0.00	7.65		
		LAH	12650.00	12650.00	8750.00	0.00	44.57		
		FAS	9750.00	9750.00	8300.00	0.00	17.47		
		RAW	12750.00	12750.00	9550.00	0.00	33.51		
		MUL	11375.00	11375.00	9300.00	0.00	22.31		
		SKT	13000.00	13000.00	11500.00	0.00	13.04		
		KSR	13000.00	13000.00	8750.00	0.00	48.57		
		KAR	12250.00	11750.00	8950.00	4.26	36.87		
		0170904. MASH SPLIT AVG. QLTY.	100 KG.	LAH	14750.00	14750.00	10650.00	0.00	38.50
				FAS	11500.00	11500.00	11000.00	0.00	4.55
RAW	15100.00			14900.00	12150.00	1.34	24.28		
		MUL	13750.00	14500.00	9600.00	-5.17	43.23		

Contd.

7.10 Intercity Wholesale Prices of Selected Commodities

Group/Commodity/Item Specification	Unit	City	Prices (Rs.)			% Change in Oct.,2014	
						Over	
			Oct., 2014	Sept., 2014	Oct., 2013	Sept., 2014	Oct., 2013
		SKT	14250.00	14250.00	12500.00	0.00	14.00
		KSR	15250.00	15250.00	10750.00	0.00	41.86
		KAR	13250.00	12750.00	9650.00	3.92	37.31
		HYD	12200.00	12200.00	8850.00	0.00	37.85
		SKR	10500.00	10500.00	10000.00	0.00	5.00
		MPK	13400.00	13000.00	9300.00	3.08	44.09
		PSH	13500.00	14600.00	10600.00	-7.53	27.36
		MNG	14500.00	14500.00	9200.00	0.00	57.61
		QTA	16200.00	16200.00	13800.00	0.00	17.39
0170905. MOONG WHOLE AVG. QLTY.	100 KG.	LAH	12250.00	12250.00	9700.00	0.00	26.29
		FAS	10500.00	12250.00	8375.00	-14.29	25.37
		RAW	13900.00	14750.00	8450.00	-5.76	64.50
		MUL	10500.00	10750.00	7900.00	-2.33	32.91
		SKT	11000.00	11000.00	10500.00	0.00	4.76
		GJT	10250.00	9750.00	8200.00	5.13	25.00
		KSR	13250.00	12250.00	9000.00	8.16	47.22
		KAR	13250.00	13250.00	9100.00	0.00	45.60
		SKR	10500.00	10500.00	9500.00	0.00	10.53
		PSH	10200.00	10200.00	8400.00	0.00	21.43
		MNG	9800.00	9400.00	8400.00	4.26	16.67
		QTA	15200.00	14600.00	12600.00	4.11	20.63
0170906. MOONG SPLIT AVG. QLTY.	100 KG.	LAH	13350.00	13350.00	10750.00	0.00	24.19
		FAS	11375.00	12750.00	8850.00	-10.78	28.53
		RAW	14400.00	15100.00	10550.00	-4.64	36.49
		MUL	11750.00	11750.00	9900.00	0.00	18.69
		SKT	11500.00	11500.00	12500.00	0.00	-8.00
		GJT	12000.00	10850.00	9250.00	10.60	29.73
		KAR	14250.00	14250.00	11400.00	0.00	25.00
		HYD	12500.00	13250.00	11000.00	-5.66	13.64
		SKR	11500.00	11500.00	12000.00	0.00	-4.17
		MPK	12800.00	12000.00	11000.00	6.67	16.36
		PSH	11000.00	11000.00	9200.00	0.00	19.57
		MNG	11600.00	11000.00	9000.00	5.45	28.89
		QTA	14700.00	14200.00	13200.00	3.52	11.36
014. Sugar Crops							
0180206. SUGAR CANE (OPEN MARKET)	40 KG.	FAS	177.50	177.50	177.50	0.00	0.00
		HYD	175.00	175.00	175.00	0.00	0.00
		PSH	180.00	180.00	180.00	0.00	0.00
015. Fibre Crops							
0192101. COTTON SPOT RATE EX-KAR.	40 KG.	KAR	5706.25	6135.00	7657.00	-6.99	-25.48
0192201. JUTE BAGS LOCAL	100	LAH	12250.00	12250.00	11250.00	0.00	8.89
		FAS	9000.00	9000.00	9000.00	0.00	0.00
		KAR	10750.00	10250.00	8400.00	4.88	27.98
		PSH	9500.00	9500.00	9500.00	0.00	0.00
016. Unmanufactured Tobacco							
0197001. TOBACCO SIND KARO	40 KG.	SAR	5000.00	5000.00	4200.00	0.00	19.05
		SKR	2200.00	2200.00	2200.00	0.00	0.00
		LRK	2000.00	2000.00	1880.00	0.00	6.38
0197002. TOBACCO DESI(MITHA)	40 KG.	LAH	5250.00	5250.00	4900.00	0.00	7.14
		SAR	6500.00	6500.00	5850.00	0.00	11.11
		HYD	5000.00	5000.00	4000.00	0.00	25.00
		QTA	2545.00	2545.00	2545.00	0.00	0.00
0197003. TOBACCO SUFAID PATHA	40 KG.	MUL	6900.00	6900.00	6400.00	0.00	7.81
		SAR	4750.00	4750.00	3250.00	0.00	46.15
		KAR	2690.00	2690.00	2680.00	0.00	0.37
		HYD	4500.00	4500.00	3250.00	0.00	38.46
		QTA	5415.00	5415.00	5415.00	0.00	0.00

Contd.

7.10 Intercity Wholesale Prices of Selected Commodities

Group/Commodity/Item Specification	Unit	City	Prices (Rs.)			% Change in Oct.,2014			
						Over			
			Oct., 2014	Sept., 2014	Oct., 2013	Sept., 2014	Oct., 2013		
0197004. TOBACCO HUKKA TWISTED	40 KG.	LAH	4300.00	4300.00	3900.00	0.00	10.26		
		RAW	2500.00	2375.00	2175.00	5.26	14.94		
		MUL	4700.00	4700.00	4300.00	0.00	9.30		
		KSR	4550.00	4550.00	3775.00	0.00	20.53		
		HYD	5000.00	5000.00	4100.00	0.00	21.95		
		SKR	3600.00	2800.00	2800.00	28.57	28.57		
		QTA	2970.00	2970.00	2970.00	0.00	0.00		
		0197005. TOBACCO HUKKA PREPARED	40 KG.	LAH	3700.00	3700.00	3000.00	0.00	23.33
				RAW	1275.00	1275.00	1125.00	0.00	13.33
MUL	1300.00			1300.00	1000.00	0.00	30.00		
KSR	3450.00			3450.00	2850.00	0.00	21.05		
LRK	1500.00			1500.00	1400.00	0.00	7.14		
QTA	1530.00			1530.00	1530.00	0.00	0.00		
017. Poultry									
0215101. CHICKEN FARM(LIVE)	1 KG.	LAH	106.50	106.50	108.50	0.00	-1.84		
		FAS	120.00	132.50	125.00	-9.43	-4.00		
		RAW	119.00	135.50	122.50	-12.18	-2.86		
		MUL	151.00	151.00	116.00	0.00	30.17		
		GUJ	114.00	130.00	113.50	-12.31	0.44		
		SKT	128.00	128.00	112.00	0.00	14.29		
		BPR	116.00	147.00	127.00	-21.09	-8.66		
		KAR	134.00	142.50	132.00	-5.96	1.52		
		HYD	130.00	130.00	140.00	0.00	-7.14		
		SKR	125.00	120.00	128.00	4.17	-2.34		
		MPK	118.00	112.00	132.00	5.36	-10.61		
		PSH	132.00	132.00	136.00	0.00	-2.94		
		MNG	159.00	157.00	161.00	1.27	-1.24		
		QTA	140.00	145.00	145.00	-3.45	-3.45		
		018. Raw Milk from Bovine Animals							
0221101. FRESH MILK	40 LTR.	LAH	3000.00	3000.00	2020.00	0.00	48.51		
		FAS	2200.00	2200.00	2000.00	0.00	10.00		
		RAW	2975.00	2975.00	2475.00	0.00	20.20		
		MUL	2300.00	2300.00	2300.00	0.00	0.00		
		SAH	2000.00	2000.00	1650.00	0.00	21.21		
		SKT	2600.00	2600.00	2200.00	0.00	18.18		
		KSR	2175.00	2175.00	2000.00	0.00	8.75		
		KAR	3000.00	3000.00	2480.00	0.00	20.97		
		HYD	2800.00	2800.00	2650.00	0.00	5.66		
		SKR	2800.00	2775.00	2775.00	0.90	0.90		
		MPK	2560.00	2560.00	2560.00	0.00	0.00		
		PSH	2200.00	2200.00	2200.00	0.00	0.00		
		BNU	2600.00	2600.00	2200.00	0.00	18.18		
		QTA	2800.00	2800.00	2800.00	0.00	0.00		
		019. Eggs							
0231001. EGGS FARM CRATE OF 30 DOZ.	EACH	LAH	2910.00	2940.00	2820.00	-1.02	3.19		
		FAS	2970.00	3000.00	2820.00	-1.00	5.32		
		RAW	2975.00	3025.00	2835.00	-1.65	4.94		
		MUL	2950.00	2950.00	2525.00	0.00	16.83		
		GUJ	3000.00	3120.00	2850.00	-3.85	5.26		
		SKT	3100.00	2500.00	2800.00	24.00	10.71		
		BPR	2970.00	2940.00	2820.00	1.02	5.32		
		KAR	3090.00	3150.00	2755.00	-1.90	12.16		
		HYD	3200.00	3200.00	2700.00	0.00	18.52		
		SKR	2750.00	2950.00	2525.00	-6.78	8.91		
		MPK	2790.00	2850.00	2560.00	-2.11	8.98		
		PSH	2625.00	2550.00	2350.00	2.94	11.70		
		MNG	2950.00	2962.50	2900.00	-0.42	1.72		
		QTA	2600.00	2600.00	2850.00	0.00	-8.77		

Contd.

7.10 Intercity Wholesale Prices of Selected Commodities

Group/Commodity/Item Specification	Unit	City	Prices (Rs.)			% Change in Oct.,2014			
						Over			
			Oct., 2014	Sept., 2014	Oct., 2013	Sept., 2014	Oct., 2013		
020. Raw Animal Materials / Wool									
0294201. WOOL PAK. SUPERIOR WHITE	40 KG.	LAH	1575.00	1575.00	775.00	0.00	103.23		
		MUL	2550.00	2550.00	2300.00	0.00	10.87		
		KAR	3500.00	2820.00	2820.00	24.11	24.11		
0294202. WOOL PAK. SUPERIOR YELLOW	40 KG.	BNU	2500.00	2500.00	2500.00	0.00	0.00		
		LAH	1375.00	1375.00	862.50	0.00	59.42		
		MUL	1900.00	1900.00	1900.00	0.00	0.00		
0294203. WOOL PAK MEDIUM WHITE	40 KG.	KAR	3500.00	2820.00	2820.00	24.11	24.11		
		BNU	2250.00	2250.00	2250.00	0.00	0.00		
		LAH	1300.00	1300.00	740.00	0.00	75.68		
0294204. WOOL PAK.MEDIUM YELLOW	40 KG.	MUL	2050.00	2050.00	2100.00	0.00	-2.38		
		KAR	3000.00	2410.00	2410.00	24.48	24.48		
		BNU	2100.00	2100.00	2100.00	0.00	0.00		
0294205. WOOL COLOURED LIGHT	40 KG.	LAH	1175.00	1175.00	640.00	0.00	83.59		
		MUL	1650.00	1650.00	1500.00	0.00	10.00		
		KAR	2800.00	2270.00	2270.00	23.35	23.35		
0294206. WOOL COLOURED DARK	40 KG.	BNU	1850.00	1850.00	1850.00	0.00	0.00		
		LAH	925.00	925.00	825.00	0.00	12.12		
		MUL	1050.00	1050.00	1100.00	0.00	-4.55		
0294206. WOOL COLOURED DARK	40 KG.	KAR	2100.00	1900.00	1900.00	10.53	10.53		
		BNU	1600.00	1450.00	1450.00	10.34	10.34		
		LAH	825.00	825.00	800.00	0.00	3.13		
0294206. WOOL COLOURED DARK	40 KG.	MUL	850.00	850.00	900.00	0.00	-5.56		
		KAR	2000.00	1835.00	1835.00	8.99	8.99		
		BNU	1500.00	1500.00	1450.00	0.00	3.45		
021. Hides & Fur Skins, Raw									
0295101. HIDES WET SALTED COW MEDIUM	EACH	LAH	1975.00	1975.00	1975.00	0.00	0.00		
		RAW	2250.00	1975.00	1975.00	13.92	13.92		
		MUL	3250.00	2650.00	2700.00	22.64	20.37		
		SKT	3000.00	2950.00	2800.00	1.69	7.14		
		KSR	1925.00	1925.00	1925.00	0.00	0.00		
		KAR	3900.00	3900.00	3900.00	0.00	0.00		
		HYD	3000.00	2000.00	1850.00	50.00	62.16		
		BNU	1700.00	1450.00	1450.00	17.24	17.24		
		QTA	3500.00	3000.00	3000.00	16.67	16.67		
		0295102. HIDES WET SALTED BUFFALO MEDIUM	EACH	LAH	1675.00	1675.00	1675.00	0.00	0.00
0295102. HIDES WET SALTED BUFFALO MEDIUM	EACH	RAW	2450.00	1975.00	1975.00	24.05	24.05		
		MUL	2950.00	2950.00	2900.00	0.00	1.72		
		SKT	3000.00	2950.00	3100.00	1.69	-3.23		
		KSR	1625.00	1625.00	1625.00	0.00	0.00		
		KAR	2700.00	2650.00	2650.00	1.89	1.89		
		HYD	1850.00	1850.00	1750.00	0.00	5.71		
		BNU	1900.00	1825.00	1825.00	4.11	4.11		
		QTA	2400.00	2400.00	2400.00	0.00	0.00		
		0295103. HIDES WET SALTED CALF MEDIUM	EACH	LAH	1225.00	1225.00	1225.00	0.00	0.00
		0295103. HIDES WET SALTED CALF MEDIUM	EACH	RAW	1950.00	1075.00	1075.00	81.40	81.40
MUL	1250.00			1250.00	1300.00	0.00	-3.85		
SKT	700.00			650.00	600.00	7.69	16.67		
KSR	975.00			975.00	975.00	0.00	0.00		
KAR	4100.00			1700.00	1700.00	141.18	141.18		
HYD	2050.00			2050.00	2050.00	0.00	0.00		
BNU	900.00			750.00	750.00	20.00	20.00		
QTA	2300.00			2300.00	2300.00	0.00	0.00		
0295301. SHEEP SKIN MEDIUM	100			RAW	28500.00	23500.00	23500.00	21.28	21.28
0295301. SHEEP SKIN MEDIUM	100			MUL	27500.00	33000.00	37500.00	-16.67	-26.67
		KSR	22000.00	22000.00	22000.00	0.00	0.00		
		KAR	45600.00	48750.00	48750.00	-6.46	-6.46		
		HYD	20500.00	20500.00	20500.00	0.00	0.00		

Contd.

7.10 Intercity Wholesale Prices of Selected Commodities

Group/Commodity/Item Specification	Unit	City	Prices (Rs.)			% Change in Oct.,2014	
						Over	
			Oct., 2014	Sept., 2014	Oct., 2013	Sept., 2014	Oct., 2013
0295302. SHEEP SKIN LARGE	100	PSH	35000.00	35000.00	30000.00	0.00	16.67
		QTA	46500.00	50000.00	50000.00	-7.00	-7.00
		LAH	39000.00	39000.00	39000.00	0.00	0.00
		RAW	34500.00	29500.00	29500.00	16.95	16.95
		MUL	31000.00	42500.00	52500.00	-27.06	-40.95
		KSR	30500.00	30500.00	30500.00	0.00	0.00
		KAR	60000.00	63750.00	63750.00	-5.88	-5.88
		HYD	31500.00	31500.00	31500.00	0.00	0.00
0295401. GOAT SKIN LARGE	100	PSH	52000.00	52000.00	50000.00	0.00	4.00
		QTA	55000.00	60000.00	60000.00	-8.33	-8.33
		LAH	31000.00	31000.00	31000.00	0.00	0.00
		RAW	33250.00	28250.00	28250.00	17.70	17.70
		KSR	27500.00	27500.00	27500.00	0.00	0.00
		KAR	40000.00	52750.00	52750.00	-24.17	-24.17
		HYD	36500.00	36500.00	36500.00	0.00	0.00
		PSH	32000.00	32000.00	27500.00	0.00	16.36
0295402. GOAT SKIN EXTRA LARGE	100	QTA	43500.00	46500.00	46500.00	-6.45	-6.45
		LAH	41000.00	41000.00	41000.00	0.00	0.00
		RAW	34750.00	29750.00	29750.00	16.81	16.81
		MUL	47500.00	57500.00	47500.00	-17.39	0.00
		KSR	39500.00	39500.00	39500.00	0.00	0.00
		KAR	47000.00	64500.00	64500.00	-27.13	-27.13
		HYD	36750.00	36750.00	36750.00	0.00	0.00
		PSH	35000.00	35000.00	33500.00	0.00	4.48
0295403. GOAT SKIN MEDIUM	100	QTA	52500.00	52500.00	52500.00	0.00	0.00
		LAH	29000.00	29000.00	29000.00	0.00	0.00
		RAW	29750.00	24750.00	24750.00	20.20	20.20
		MUL	31000.00	31000.00	32500.00	0.00	-4.62
		SKT	35000.00	42500.00	40000.00	-17.65	-12.50
		KSR	24500.00	24500.00	24500.00	0.00	0.00
		KAR	23000.00	46000.00	46000.00	-50.00	-50.00
		PSH	25000.00	25000.00	22000.00	0.00	13.64
0295404. GOAT SKIN SMALL	100	QTA	37500.00	37500.00	37500.00	0.00	0.00
		LAH	21000.00	21000.00	21000.00	0.00	0.00
		RAW	27250.00	23750.00	23750.00	14.74	14.74
		SKT	15000.00	15000.00	15000.00	0.00	0.00
		KSR	18500.00	18500.00	18500.00	0.00	0.00
		KAR	30000.00	33875.00	33875.00	-11.44	-11.44
		PSH	18000.00	18000.00	16000.00	0.00	12.50
		QTA	27000.00	27000.00	27000.00	0.00	0.00
022. Fuel Wood in Logs							
0313001. FIRE WOOD MIXED DRY	40 KG.	LAH	590.00	590.00	540.00	0.00	9.26
		FAS	380.00	380.00	380.00	0.00	0.00
		RAW	562.50	537.50	490.00	4.65	14.80
		MUL	450.00	450.00	360.00	0.00	25.00
		GJT	470.00	470.00	470.00	0.00	0.00
		KAR	455.00	455.00	400.00	0.00	13.75
		HYD	350.00	350.00	350.00	0.00	0.00
		SKR	375.00	375.00	350.00	0.00	7.14
		LRK	390.00	390.00	450.00	0.00	-13.33
		PSH	650.00	610.00	575.00	6.56	13.04
		MNG	500.00	500.00	500.00	0.00	0.00
		QTA	465.00	465.00	465.00	0.00	0.00
023. Fish Live Fresh or Chilled							
0411901. FISH RAHU RIVER	40 KG.	LAH	9100.00	9100.00	9100.00	0.00	0.00
		RAW	6475.00	6350.00	5850.00	1.97	10.68
		MUL	8600.00	6800.00	9300.00	26.47	-7.53
		HYD	8000.00	8000.00	8000.00	0.00	0.00

Contd.

7.10 Intercity Wholesale Prices of Selected Commodities

Group/Commodity/Item Specification	Unit	City	Prices (Rs.)			% Change in Oct.,2014	
						Over	
			Oct., 2014	Sept., 2014	Oct., 2013	Sept., 2014	Oct., 2013
		SKR	10500.00	10500.00	8800.00	0.00	19.32
		PSH	9000.00	8400.00	6400.00	7.14	40.63
0411902. FISH RAHU SEA	40 KG.	KAR	3100.00	3100.00	3610.00	0.00	-14.13
0411903. FISH SURMAI (SEA)	40 KG.	KAR	7600.00	7600.00	7500.00	0.00	1.33
<u>2. Ores/Minerals, Elec., Gas & Water</u>							
024. Coal not Agglomerated							
1101001. COAL	MT.	LAH	14250.00	14250.00	14250.00	0.00	0.00
025. Natural Gas Liquified							
1202001. SUI GAS GENERAL INDUSRIAL USE	MMBTU	KAR	571.23	571.23	571.23	0.00	0.00
1202002. LPG	KG.	LAH	164.60	114.00	124.00	44.39	32.74
		RAW	155.00	117.00	132.00	32.48	17.42
		KAR	150.00	110.00	130.00	36.36	15.38
		PSH	160.00	130.00	160.00	23.08	0.00
		QTA	125.00	125.00	124.00	0.00	0.81
1202003. CNG	KG.	KAR	73.93	73.93	71.12	0.00	3.95
026. Salt & Pure Sodium Chloride							
1620001. SALT CRUSHED LAHORI	40 KG.	LAH	195.00	195.00	147.50	0.00	32.20
		RAW	345.00	345.00	282.50	0.00	22.12
		MUL	280.00	280.00	280.00	0.00	0.00
		GJT	240.00	260.00	125.00	-7.69	92.00
		KAR	325.00	325.00	325.00	0.00	0.00
		SKR	275.00	275.00	275.00	0.00	0.00
		PSH	200.00	200.00	155.00	0.00	29.03
1620002. SEA SALT	40 KG.	LAH	195.00	195.00	132.50	0.00	47.17
		FAS	400.00	400.00	400.00	0.00	0.00
		KAR	122.50	122.50	122.50	0.00	0.00
		HYD	130.00	130.00	130.00	0.00	0.00
		NWB	300.00	300.00	250.00	0.00	20.00
027. Electrical Energy							
1710011. ELECTRICITY TARRIF B1	KWH.	KAR	14.75	14.75	14.75	0.00	0.00
1710012. ELECTRICITY TARRIF B2	KWH.	KAR	14.77	14.77	14.77	0.00	0.00
1710013. ELECTRICITY TARRIF B3	KWH.	KAR	15.15	15.15	15.15	0.00	0.00
1710014. ELECTRICITY TARRIF B4	KWH.	KAR	14.96	14.96	14.96	0.00	0.00
1710021. ELECTRICITY TARRIF-D1	KWH.	KAR	10.66	10.66	10.66	0.00	0.00
1710022. ELECTRICITY TARRIF-D2	KWH.	KAR	11.89	11.89	11.89	0.00	0.00
<u>3. Food,Beverages,Tobacco,Textiles,Leather</u>							
3a) Food Products, Beverages & Tobacco							
028. Meat of Animals							
2111101. BEEF	40 KG.	LAH	11200.00	11200.00	10700.00	0.00	4.67
		FAS	9300.00	9300.00	8500.00	0.00	9.41
		RAW	8550.00	8550.00	8550.00	0.00	0.00
		MUL	8800.00	8800.00	8800.00	0.00	0.00
		SAR	10150.00	10150.00	10000.00	0.00	1.50
		GJT	10000.00	10000.00	10000.00	0.00	0.00
		KAR	10800.00	10800.00	8300.00	0.00	30.12
		HYD	9550.00	9550.00	9550.00	0.00	0.00
		PSH	9950.00	9950.00	9900.00	0.00	0.51
		MNG	10000.00	10000.00	10000.00	0.00	0.00
		QTA	15000.00	15000.00	11500.00	0.00	30.43
2111601. MUTTON	40 KG.	LAH	25250.00	23800.00	23600.00	6.09	6.99
		FAS	19750.00	19750.00	18000.00	0.00	9.72
		RAW	24250.00	24250.00	22650.00	0.00	7.06
		MUL	20200.00	20200.00	20200.00	0.00	0.00
		KAR	21600.00	21600.00	16800.00	0.00	28.57
		HYD	19600.00	19600.00	19250.00	0.00	1.82
		PSH	22500.00	22500.00	21000.00	0.00	7.14
		MNG	16000.00	16000.00	16000.00	0.00	0.00
		QTA	23200.00	23200.00	21200.00	0.00	9.43

Contd.

7.10 Intercity Wholesale Prices of Selected Commodities

Group/Commodity/Item Specification	Unit	City	Prices (Rs.)			% Change in Oct.,2014	
						Over	
			Oct., 2014	Sept., 2014	Oct., 2013	Sept., 2014	Oct., 2013
029. Vegetables & Fruit Juice							
2133101. TOMATO KETCHUP 300 GM.	DOZ.	LAH	815.00	815.00	815.00	0.00	0.00
		FAS	892.20	892.20	865.20	0.00	3.12
		RAW	1010.00	915.00	862.50	10.38	17.10
		MUL	960.00	919.00	924.00	4.46	3.90
		GJT	900.00	900.00	840.00	0.00	7.14
		KAR	780.00	780.00	780.00	0.00	0.00
		HYD	724.00	724.00	724.00	0.00	0.00
		SKR	936.72	936.72	1052.90	0.00	-11.03
		MPK	772.00	772.00	772.00	0.00	0.00
		PSH	1050.00	900.00	800.00	16.67	31.25
		MNG	920.00	920.00	816.00	0.00	12.75
		QTA	828.00	828.00	828.00	0.00	0.00
2133901. CHILLES & LIME PKL.IN OIL 340 G.	DOZ.	LAH	1017.00	1017.00	1017.00	0.00	0.00
		RAW	1137.50	1137.50	1137.50	0.00	0.00
		KAR	960.00	960.00	960.00	0.00	0.00
		MPK	992.76	992.76	992.76	0.00	0.00
		PSH	1080.00	1080.00	1080.00	0.00	0.00
		QTA	938.00	938.00	938.00	0.00	0.00
030. Dried Fruits & Nuts							
2141101. KISHMISH(RAISIN) AVG. QLTY.	40 KG.	LAH	9000.00	9000.00	9000.00	0.00	0.00
		RAW	8100.00	8100.00	7250.00	0.00	11.72
		MUL	11250.00	11250.00	7700.00	0.00	46.10
		KAR	9000.00	9000.00	8950.00	0.00	0.56
		HYD	9000.00	8550.00	8400.00	5.26	7.14
		MPK	11500.00	11500.00	11500.00	0.00	0.00
		PSH	7600.00	7200.00	7100.00	5.56	7.04
		BNU	8650.00	8650.00	7800.00	0.00	10.90
		QTA	5100.00	5100.00	5100.00	0.00	0.00
2141301. GROUND NUT WITH SHELL AVG. QLTY.	40 KG.	LAH	4450.00	4450.00	4550.00	0.00	-2.20
		RAW	3975.00	3975.00	5250.00	0.00	-24.29
		MUL	4100.00	4100.00	5100.00	0.00	-19.61
		KAR	6875.00	6875.00	6700.00	0.00	2.61
		HYD	4500.00	4500.00	4900.00	0.00	-8.16
		MPK	3000.00	3000.00	3500.00	0.00	-14.29
		PSH	5200.00	4850.00	5800.00	7.22	-10.34
		QTA	3850.00	3850.00	3850.00	0.00	0.00
031. Fruit Juices							
2142901. ROOHAFZA(SHARBAT)	DOZ.	LAH	1512.00	1512.00	1480.00	0.00	2.16
		FAS	1560.00	1560.00	1500.00	0.00	4.00
		RAW	1575.00	1575.00	1532.50	0.00	2.77
		MUL	1540.00	1540.00	1500.00	0.00	2.67
		GUJ	1600.00	1600.00	1520.00	0.00	5.26
		BPR	1560.00	1560.00	1500.00	0.00	4.00
		GJT	1650.00	1600.00	1520.00	3.13	8.55
		KAR	1560.00	1560.00	1500.00	0.00	4.00
		HYD	1560.00	1560.00	1510.00	0.00	3.31
		SKR	1590.00	1590.00	1500.00	0.00	6.00
		LRK	1550.00	1550.00	1560.00	0.00	-0.64
		PSH	1560.00	1520.00	1430.00	2.63	9.09
		BNU	1570.00	1470.00	1470.00	6.80	6.80
		MNG	1560.00	1560.00	1520.00	0.00	2.63
		QTA	1596.00	1596.00	1596.00	0.00	0.00
2142902. JAM-E-SHREEN	DOZ.	LAH	1550.00	1550.00	1440.00	0.00	7.64
		FAS	1550.00	1550.00	1500.00	0.00	3.33
		RAW	1610.00	1610.00	1595.00	0.00	0.94
		MUL	1545.00	1545.00	1520.00	0.00	1.64
		GUJ	1560.00	1560.00	1520.00	0.00	2.63

Contd.

7.10 Intercity Wholesale Prices of Selected Commodities

Group/Commodity/Item Specification	Unit	City	Prices (Rs.)			% Change in Oct.,2014	
						Over	
			Oct., 2014	Sept., 2014	Oct., 2013	Sept., 2014	Oct., 2013
		BPR	1560.00	1560.00	1520.00	0.00	2.63
		KAR	1560.00	1560.00	1500.00	0.00	4.00
		HYD	1560.00	1560.00	1510.00	0.00	3.31
		SKR	1550.00	1550.00	1500.00	0.00	3.33
		PSH	1560.00	1520.00	1430.00	2.63	9.09
		BNU	1550.00	1470.00	1470.00	5.44	5.44
		MNG	1560.00	1560.00	1520.00	0.00	2.63
2142903. FRUIT JUICE TETRA PACK	DOZ.	LAH	190.00	190.00	138.00	0.00	37.68
		FAS	157.50	157.50	144.00	0.00	9.38
		RAW	157.50	157.50	137.50	0.00	14.55
		MUL	135.00	135.00	135.00	0.00	0.00
		KAR	136.00	136.00	136.00	0.00	0.00
		HYD	130.00	130.00	130.00	0.00	0.00
		SKR	180.00	180.00	180.00	0.00	0.00
		PSH	129.00	129.00	129.00	0.00	0.00
		QTA	110.00	110.00	110.00	0.00	0.00
2142904. LEMON/ORANGE SQUASH MITCHELS(730ML)	DOZ.	LAH	1540.00	1540.00	1540.00	0.00	0.00
		FAS	1560.00	1560.00	1560.00	0.00	0.00
		RAW	1615.00	1615.00	1615.00	0.00	0.00
		MUL	1612.00	1612.00	1612.00	0.00	0.00
		KAR	1560.00	1400.00	1400.00	11.43	11.43
		HYD	1620.00	1620.00	1620.00	0.00	0.00
		PSH	1500.00	1500.00	1410.00	0.00	6.38
2142905. MUREEY BREWERY (TOPS)	DOZ.	LAH	495.00	495.00	495.00	0.00	0.00
		RAW	1055.00	1055.00	1055.00	0.00	0.00
		KSR	435.00	435.00	435.00	0.00	0.00
2149201. APL/MNG/ORG/MIX. FRUIT JAM 450 G.	DOZ.	LAH	1455.00	1455.00	1455.00	0.00	0.00
		RAW	1405.00	1405.00	1337.50	0.00	5.05
		KAR	1184.00	1184.00	1184.00	0.00	0.00
		MPK	1183.00	1183.00	1183.00	0.00	0.00
		PSH	1520.00	1400.00	1308.00	8.57	16.21
		QTA	1320.00	1320.00	1320.00	0.00	0.00
2149202. MANGO/MIXED PICKLE IN OIL 340 G.	DOZ.	LAH	1080.00	1080.00	1080.00	0.00	0.00
		RAW	1137.50	1137.50	1137.50	0.00	0.00
		KAR	960.00	960.00	960.00	0.00	0.00
		MPK	992.76	992.76	992.76	0.00	0.00
		PSH	1080.00	1080.00	1080.00	0.00	0.00
		QTA	936.00	936.00	936.00	0.00	0.00
032. Vegetable Oils Refined							
2154101. SOYABEAN COOKING OIL TIN	5 LTR.	LAH	940.00	940.00	940.00	0.00	0.00
		FAS	940.00	940.00	960.00	0.00	-2.08
		RAW	965.00	965.00	965.00	0.00	0.00
		MUL	986.00	1024.00	982.00	-3.71	0.41
		KAR	985.00	985.00	985.00	0.00	0.00
		HYD	1024.00	1024.00	1024.00	0.00	0.00
		SKR	980.00	980.00	960.00	0.00	2.08
		MPK	970.00	970.00	970.00	0.00	0.00
		PSH	1050.00	1050.00	975.00	0.00	7.69
		BNU	1000.00	1000.00	1250.00	0.00	-20.00
		QTA	915.00	915.00	915.00	0.00	0.00
2154301. SUN FLOWER COOKING OIL	5 LTR.	LAH	940.00	940.00	940.00	0.00	0.00
		FAS	820.00	800.00	860.00	2.50	-4.65
		RAW	965.00	965.00	965.00	0.00	0.00
		MUL	908.55	1045.00	1045.00	-13.06	-13.06
		GJT	1045.00	1045.00	1045.00	0.00	0.00
		KAR	985.00	985.00	985.00	0.00	0.00
		HYD	880.00	880.00	880.00	0.00	0.00
		SKR	880.00	880.00	870.00	0.00	1.15

Contd.

7.10 Intercity Wholesale Prices of Selected Commodities

Group/Commodity/Item Specification	Unit	City	Prices (Rs.)			% Change in Oct.,2014		
						Over		
			Oct., 2014	Sept., 2014	Oct., 2013	Sept., 2014	Oct., 2013	
2154401. MUSTARD & RAPE SEED OIL.	40 KG.	PSH	990.00	990.00	1050.00	0.00	-5.71	
		MNG	900.00	920.00	915.00	-2.17	-1.64	
		QTA	900.00	900.00	900.00	0.00	0.00	
		LAH	5850.00	5850.00	5350.00	0.00	9.35	
		RAW	7275.00	7275.00	7275.00	0.00	0.00	
		MUL	5550.00	5550.00	5300.00	0.00	4.72	
		KSR	5750.00	5750.00	5250.00	0.00	9.52	
		KAR	6700.00	6700.00	6500.00	0.00	3.08	
		HYD	5500.00	5500.00	5450.00	0.00	0.92	
		MPK	5400.00	5600.00	5200.00	-3.57	3.85	
2154801. COTTON SEED OIL	40 KG.	PSH	6588.00	6875.00	7250.00	-4.17	-9.13	
		BNU	6200.00	6200.00	6700.00	0.00	-7.46	
		QTA	6000.00	6000.00	5800.00	0.00	3.45	
		LAH	5625.00	5625.00	5250.00	0.00	7.14	
		MUL	4550.00	5300.00	4900.00	-14.15	-7.14	
		GUJ	5200.00	5200.00	7000.00	0.00	-25.71	
		SAR	5400.00	5350.00	5081.00	0.93	6.28	
		KAR	5850.00	5850.00	5850.00	0.00	0.00	
		HYD	5000.00	5000.00	4600.00	0.00	8.70	
		SKR	5240.00	5240.00	4325.00	0.00	21.16	
2154901. RAFHAN CORN OIL	2.00 LT	NWB	6000.00	5400.00	6000.00	11.11	0.00	
		PSH	5600.00	6150.00	5800.00	-8.94	-3.45	
		LAH	650.00	650.00	585.00	0.00	11.11	
		FAS	710.00	710.00	615.00	0.00	15.45	
		RAW	537.50	537.50	537.50	0.00	0.00	
		MUL	703.00	703.00	606.00	0.00	16.01	
		KAR	685.00	547.50	535.00	25.11	28.04	
		HYD	705.00	686.40	617.01	2.71	14.26	
		MPK	630.00	630.00	607.00	0.00	3.79	
		PSH	680.00	700.00	600.00	-2.86	13.33	
033. Vegetable Ghee	EACH	MNG	630.00	630.00	590.00	0.00	6.78	
		QTA	730.00	535.00	535.00	36.45	36.45	
		2159001. VEGETABLE GHEE(16 KG TIN)	LAH	2430.00	2430.00	2350.00	0.00	3.40
		RAW	2415.00	2435.00	2412.50	-0.82	0.10	
		MUL	2450.00	2520.00	2465.00	-2.78	-0.61	
		SKT	2570.00	2570.00	2325.00	0.00	10.54	
		KAR	2455.00	2455.00	2450.00	0.00	0.20	
		SKR	2340.00	2340.00	2285.00	0.00	2.41	
		MPK	2040.00	2050.00	2200.00	-0.49	-7.27	
		PSH	2480.00	2475.00	2520.00	0.20	-1.59	
2159002. VEGETABLE GHEE(DALDA/TULO/HABIB/SHA	05 KG.	MNG	2470.00	2430.00	2510.00	1.65	-1.59	
		QTA	2450.00	2765.00	2775.00	-11.39	-11.71	
		LAH	995.00	995.00	995.00	0.00	0.00	
		FAS	902.50	902.50	925.00	0.00	-2.43	
		RAW	965.00	965.00	965.00	0.00	0.00	
		MUL	966.79	976.00	995.00	-0.94	-2.84	
		SAR	952.00	952.00	1200.00	0.00	-20.67	
		GJT	950.00	950.00	970.00	0.00	-2.06	
		KAR	982.50	982.50	982.50	0.00	0.00	
		HYD	966.00	966.00	966.00	0.00	0.00	
034. Oil Cakes	40 KG.	SKR	970.00	970.00	950.00	0.00	2.11	
		PSH	965.00	970.00	970.00	-0.52	-0.52	
		QTA	956.00	1010.00	1015.00	-5.35	-5.81	
		2171001. COTTON SEED OIL CAKES	LAH	1525.00	1525.00	1125.00	0.00	35.56
FAS	1150.00	1250.00	975.00	-8.00	17.95			
MUL	1125.00	1325.00	975.00	-15.09	15.38			

Contd.

7.10 Intercity Wholesale Prices of Selected Commodities

Group/Commodity/Item Specification	Unit	City	Prices (Rs.)			% Change in Oct.,2014	
						Over	
			Oct., 2014	Sept., 2014	Oct., 2013	Sept., 2014	Oct., 2013
		SAR	1390.00	1575.00	1075.00	-11.75	29.30
		BPR	1225.00	1175.00	1025.00	4.26	19.51
		HYD	1250.00	1250.00	945.00	0.00	32.28
		SKR	1368.00	1368.00	968.42	0.00	41.26
		MPK	1006.00	964.00	860.00	4.36	16.98
		PSH	1257.00	1232.50	1075.00	1.99	16.93
		QTA	925.00	925.00	925.00	0.00	0.00
2171002. MUSTARD & RAPSEED OIL CAKES	40 KG.	LAH	1250.00	1250.00	1075.00	0.00	16.28
		FAS	1315.00	1350.00	1275.00	-2.59	3.14
		MUL	1370.00	1375.00	1470.00	-0.36	-6.80
		SAR	1415.00	1625.00	1150.00	-12.92	23.04
		BPR	1425.00	1325.00	1475.00	7.55	-3.39
		HYD	1350.00	1450.00	1250.00	-6.90	8.00
		SKR	1497.00	1497.00	1538.46	0.00	-2.69
		MPK	1250.00	1200.00	1200.00	4.17	4.17
		PSH	1420.00	1420.00	1200.00	0.00	18.33
		QTA	950.00	950.00	900.00	0.00	5.56
035. Processed Liquid Milk							
2211002. MILK PAK/HALEEB/NESTLE (LITRE)	DOZ.	LAH	1200.00	1200.00	1019.00	0.00	17.76
		FAS	1125.00	1125.00	972.50	0.00	15.68
		RAW	1195.00	1195.00	1019.00	0.00	17.27
		KAR	1250.00	1080.00	1080.00	15.74	15.74
		HYD	1125.00	1125.00	960.00	0.00	17.19
		SKR	1140.00	1140.00	970.00	0.00	17.53
		PSH	1240.00	1076.00	1019.00	15.24	21.69
		MNG	1245.00	1245.00	1020.00	0.00	22.06
036. Milk & Cream in Solid Form							
2221101. POWD.MILK EVERYDAY(NESTLE)1KG.	EACH	LAH	620.00	620.00	590.00	0.00	5.08
		RAW	620.00	620.00	555.00	0.00	11.71
		MUL	620.33	620.33	555.58	0.00	11.65
		KAR	620.00	620.00	550.00	0.00	12.73
		HYD	621.00	621.00	555.00	0.00	11.89
		SKR	620.00	620.00	540.00	0.00	14.81
		PSH	620.00	620.00	565.00	0.00	9.73
		BNU	630.00	600.00	550.00	5.00	14.55
		QTA	682.00	620.00	465.00	10.00	46.67
2221201. POWDERED MILK(SKIMMED)/BAG 25 KG.	EACH	LAH	11750.00	11200.00	8500.00	4.91	38.24
		RAW	11775.00	11637.50	10750.00	1.18	9.53
		MUL	10900.00	10900.00	11250.00	0.00	-3.11
		KAR	15900.00	15900.00	13000.00	0.00	22.31
		PSH	11400.00	11750.00	12000.00	-2.98	-5.00
		QTA	12500.00	12000.00	7000.00	4.17	78.57
2221202. POWDERED MILK NIDO (1 KG. POLY BA	EACH	LAH	692.00	692.00	590.00	0.00	17.29
		RAW	738.00	738.00	636.00	0.00	16.04
		GUJ	738.00	796.70	578.00	-7.37	27.68
		KAR	620.00	620.00	570.00	0.00	8.77
		HYD	737.74	671.35	580.00	9.89	27.20
		PSH	670.00	670.00	565.00	0.00	18.58
037. Ice Cream							
2227001. ICE CREAM POLKA/WALLS	DOZ.	LAH	324.00	324.00	324.00	0.00	0.00
		RAW	442.50	442.50	442.50	0.00	0.00
		KAR	264.00	264.00	264.00	0.00	0.00
		HYD	432.00	432.00	378.00	0.00	14.29
		SKR	240.00	240.00	198.00	0.00	21.21
		QTA	384.00	384.00	384.00	0.00	0.00
038. Dairy Products N.E.C							
2229001. MILO(200 GM. PACK) NESTLE	EACH	LAH	198.00	198.00	177.00	0.00	11.86
		FAS	185.00	185.00	160.00	0.00	15.63

Contd.

7.10 Intercity Wholesale Prices of Selected Commodities

Group/Commodity/Item Specification	Unit	City	Prices (Rs.)			% Change in Oct.,2014	
						Over	
			Oct., 2014	Sept., 2014	Oct., 2013	Sept., 2014	Oct., 2013
		RAW	162.50	143.50	139.00	13.24	16.91
		MUL	140.00	140.00	140.00	0.00	0.00
		KAR	174.00	174.00	174.00	0.00	0.00
		HYD	134.50	134.50	134.50	0.00	0.00
		MPK	180.00	180.00	180.00	0.00	0.00
		PSH	155.00	155.00	150.00	0.00	3.33
		MNG	182.00	182.00	140.00	0.00	30.00
		QTA	150.00	150.00	150.00	0.00	0.00
2229002. LACTOGEN(SOFT PACK 400 GM)	EACH	LAH	380.00	380.00	350.00	0.00	8.57
		FAS	395.00	395.00	350.00	0.00	12.86
		RAW	395.00	395.00	355.00	0.00	11.27
		MUL	393.50	393.50	347.00	0.00	13.40
		KAR	394.00	394.00	348.00	0.00	13.22
		HYD	394.00	394.00	350.00	0.00	12.57
		MPK	400.00	400.00	350.00	0.00	14.29
		PSH	380.00	380.00	341.00	0.00	11.44
		QTA	395.00	395.00	370.00	0.00	6.76
039. Wheat Flour							
2311001. WHEAT FLOUR SUP. QLTY.	80 KG.	LAH	3375.00	3375.00	3714.00	0.00	-9.13
		FAS	3080.00	3080.00	3200.00	0.00	-3.75
		RAW	3725.00	3725.00	3612.50	0.00	3.11
		MUL	3175.00	3125.00	3450.00	1.60	-7.97
		GUJ	3225.00	3225.00	3225.00	0.00	0.00
		SAR	3000.00	2920.00	3600.00	2.74	-16.67
		SKT	3850.00	3850.00	3360.00	0.00	14.58
		GJT	3050.00	3050.00	3225.00	0.00	-5.43
		KAR	3100.00	3100.00	3262.50	0.00	-4.98
		HYD	3525.00	3525.00	3400.00	0.00	3.68
		SKR	2970.00	2970.00	3320.00	0.00	-10.54
		LRK	3150.00	3150.00	3280.00	0.00	-3.96
		PSH	3420.00	3325.00	3400.00	2.86	0.59
		QTA	3200.00	3200.00	3200.00	0.00	0.00
2311002. WHEAT FLOUR AVG. QLTY	80 KG.	LAH	3175.00	3175.00	3140.00	0.00	1.11
		FAS	2780.00	2800.00	2960.00	-0.71	-6.08
		RAW	3162.50	3162.50	3112.50	0.00	1.61
		MUL	2975.00	2975.00	3130.00	0.00	-4.95
		SAH	3080.00	3080.00	2640.00	0.00	16.67
		SAR	2800.00	2750.00	2880.00	1.82	-2.78
		BPR	3152.00	3152.00	3240.00	0.00	-2.72
		GJT	2940.00	2940.00	3120.00	0.00	-5.77
		KAR	2900.00	2900.00	3137.50	0.00	-7.57
		HYD	3240.00	3240.00	3350.00	0.00	-3.28
		SKR	3040.00	3040.00	3200.00	0.00	-5.00
		LRK	3020.00	3020.00	3120.00	0.00	-3.21
		MPK	2900.00	2900.00	3000.00	0.00	-3.33
		PSH	3180.00	3150.00	3200.00	0.95	-0.63
		MNG	3160.00	3160.00	3200.00	0.00	-1.25
		QTA	2950.00	2950.00	2800.00	0.00	5.36
2311003. WHEAT FLOUR/BAG OF 10 KG.	EACH	LAH	390.00	390.00	392.00	0.00	-0.51
		FAS	370.00	370.00	410.00	0.00	-9.76
		RAW	380.00	380.00	390.00	0.00	-2.56
		MUL	380.00	370.00	390.00	2.70	-2.56
		GUJ	390.00	347.50	390.00	12.23	0.00
		SKT	350.00	350.00	395.00	0.00	-11.39
		BPR	394.00	394.00	405.00	0.00	-2.72
		GJT	370.00	330.00	385.00	12.12	-3.90
		KAR	419.00	419.00	416.50	0.00	0.60
		HYD	405.00	405.00	425.00	0.00	-4.71

Contd.

7.10 Intercity Wholesale Prices of Selected Commodities

Group/Commodity/Item Specification	Unit	City	Prices (Rs.)			% Change in Oct.,2014	
						Over	
			Oct., 2014	Sept., 2014	Oct., 2013	Sept., 2014	Oct., 2013
2311004. MAIDA AVG. QLTY.	80 KG.	SKR	375.00	382.50	405.00	-1.96	-7.41
		LRK	375.00	375.00	405.00	0.00	-7.41
		MPK	380.00	380.00	390.00	0.00	-2.56
		NWB	415.00	415.00	390.00	0.00	6.41
		PSH	390.00	387.50	410.00	0.65	-4.88
		QTA	370.00	370.00	400.00	0.00	-7.50
		LAH	3460.00	3460.00	3700.00	0.00	-6.49
		FAS	3475.00	3450.00	3300.00	0.72	5.30
		RAW	3787.50	3737.50	3587.50	1.34	5.57
		MUL	3485.00	3485.00	3490.00	0.00	-0.14
		SAR	3600.00	3852.50	3700.00	-6.55	-2.70
		BPR	3650.00	3650.00	3580.00	0.00	1.96
		GJT	3600.00	3360.00	3500.00	7.14	2.86
		KAR	3460.00	3460.00	3575.00	0.00	-3.22
		HYD	3625.00	3625.00	3425.00	0.00	5.84
		SKR	3460.00	3460.00	3350.00	0.00	3.28
		MPK	3650.00	3650.00	3440.00	0.00	6.10
PSH	3740.00	3720.00	3750.00	0.54	-0.27		
MNG	3770.00	3770.00	3670.00	0.00	2.72		
QTA	5200.00	5200.00	3000.00	0.00	73.33		
2311005. SUJI	85 KG.	LAH	3777.50	3777.50	3987.50	0.00	-5.27
		FAS	3650.00	3625.00	3500.00	0.69	4.29
		RAW	3837.50	3787.50	3587.50	1.32	6.97
		MUL	3575.00	3575.00	3525.00	0.00	1.42
		SAH	3600.00	3600.00	3700.00	0.00	-2.70
		BPR	3835.00	3835.00	3850.00	0.00	-0.39
		GJT	3825.00	3570.00	3570.00	7.14	7.14
		KAR	3591.00	3591.00	3575.00	0.00	0.45
		HYD	3750.00	3750.00	3570.00	0.00	5.04
		SKR	3850.00	3850.00	3655.00	0.00	5.34
		MPK	3950.00	3900.00	3700.00	1.28	6.76
		PSH	3720.00	3710.00	3550.00	0.27	4.79
		QTA	4600.00	4600.00	3650.00	0.00	26.03
		LAH	260.00	197.33	197.33	31.76	31.76
		FAS	240.00	240.00	220.00	0.00	9.09
		RAW	251.43	251.43	251.43	0.00	0.00
		MUL	243.50	243.50	206.75	0.00	17.78
KAR	198.00	198.00	198.00	0.00	0.00		
HYD	220.00	220.00	210.00	0.00	4.76		
MPK	210.00	210.00	210.00	0.00	0.00		
PSH	243.00	243.00	206.00	0.00	17.96		
MNG	243.00	243.00	240.00	0.00	1.25		
QTA	245.00	180.00	180.00	36.11	36.11		
040. Other Cereal Flour							
2312001. BESAN	85 KG.	LAH	5255.00	5255.00	4475.00	0.00	17.43
		FAS	5100.00	5206.00	3995.00	-2.04	27.66
		RAW	5362.50	5362.50	5900.00	0.00	-9.11
		MUL	5050.00	4900.00	4900.00	3.06	3.06
		GUJ	5525.00	5525.00	5000.00	0.00	10.50
		SAR	5312.00	5315.00	4700.00	-0.06	13.02
		SKT	5200.00	5200.00	5200.00	0.00	0.00
		GJT	5300.00	5300.00	5100.00	0.00	3.92
		KSR	5300.00	5300.00	4250.00	0.00	24.71
		KAR	5865.00	5865.00	6481.50	0.00	-9.51
		HYD	5150.00	5150.00	5250.00	0.00	-1.90
		SKR	5060.00	5060.00	4675.00	0.00	8.24

Contd.

7.10 Intercity Wholesale Prices of Selected Commodities

Group/Commodity/Item Specification	Unit	City	Prices (Rs.)			% Change in Oct.,2014	
						Over	
			Oct., 2014	Sept., 2014	Oct., 2013	Sept., 2014	Oct., 2013
		MPK	5525.00	5525.00	5525.00	0.00	0.00
		PSH	5500.00	5500.00	6600.00	0.00	-16.67
		QTA	6800.00	6800.00	7200.00	0.00	-5.56
041. Sugar Refined							
2352001. SUGAR REFINED(BAG)	50 KG.	LAH	2950.00	2950.00	2675.00	0.00	10.28
		FAS	2805.00	2915.00	2660.00	-3.77	5.45
		RAW	2862.50	2937.50	2787.50	-2.55	2.69
		MUL	2750.00	2847.50	2617.50	-3.42	5.06
		GUJ	2815.00	2925.00	2730.00	-3.76	3.11
		SKT	2840.00	2850.00	2690.00	-0.35	5.58
		GJT	2830.00	2960.00	2730.00	-4.39	3.66
		KAR	2735.00	2955.00	2556.00	-7.45	7.00
		HYD	2720.00	2800.00	2600.00	-2.86	4.62
		MPK	2700.00	2860.00	2630.00	-5.59	2.66
		PSH	2830.00	2930.00	2710.00	-3.41	4.43
		MNG	2875.00	2977.50	2750.00	-3.44	4.55
		QTA	2780.00	2900.00	2680.00	-4.14	3.73
2352002. GUR AVG. QLTY.	40 KG.	LAH	2950.00	2825.00	3175.00	4.42	-7.09
		MUL	2575.00	2550.00	2900.00	0.98	-11.21
		SAR	2300.00	2400.00	2600.00	-4.17	-11.54
		SKT	2650.00	2650.00	3600.00	0.00	-26.39
		KSR	2900.00	2825.00	3075.00	2.65	-5.69
		KAR	2640.00	2640.00	3190.00	0.00	-17.24
		HYD	2500.00	2450.00	2650.00	2.04	-5.66
		SKR	2700.00	2650.00	2800.00	1.89	-3.57
		PSH	3100.00	3100.00	3200.00	0.00	-3.13
		MNG	3240.00	3240.00	3420.00	0.00	-5.26
		QTA	3000.00	3400.00	2850.00	-11.76	5.26
042. Chocolate							
2366001. CHOCLATE CANDY (NOW)	DOZ.	LAH	52.00	52.00	52.00	0.00	0.00
		RAW	54.50	54.50	54.50	0.00	0.00
		BPR	55.00	55.00	55.00	0.00	0.00
		KSR	52.00	52.00	52.00	0.00	0.00
		KAR	52.00	52.00	52.00	0.00	0.00
		PSH	51.00	51.00	51.00	0.00	0.00
		QTA	54.00	54.00	54.00	0.00	0.00
043. Sugar Confectionary							
2367001. TOFFEE (HILAL)	DOZ.	LAH	10.00	10.00	10.00	0.00	0.00
		RAW	10.00	10.00	10.00	0.00	0.00
		GUJ	10.00	10.00	10.00	0.00	0.00
		SKT	10.00	10.00	10.00	0.00	0.00
		BPR	10.97	10.97	10.97	0.00	0.00
		KSR	10.00	10.00	10.00	0.00	0.00
		KAR	10.00	10.00	10.00	0.00	0.00
		HYD	10.00	10.00	10.00	0.00	0.00
		LRK	10.50	10.50	10.50	0.00	0.00
		PSH	12.00	12.00	12.00	0.00	0.00
		QTA	10.00	10.00	10.00	0.00	0.00
044. Coffee & Tea							
2391301. TEA LIPTON YELLOW LABEL 200 G.PKT	06 PKT.	LAH	725.00	700.50	948.00	3.50	-23.52
		FAS	700.00	694.73	894.73	0.76	-21.76
		RAW	717.50	717.50	921.00	0.00	-22.10
		MUL	696.27	696.27	941.70	0.00	-26.06
		SKT	736.00	705.00	989.00	4.40	-25.58
		KAR	726.31	726.31	1008.00	0.00	-27.95
		HYD	697.50	697.50	985.58	0.00	-29.23
		SKR	708.88	708.88	991.26	0.00	-28.49
		PSH	730.00	730.00	1000.00	0.00	-27.00

Contd.

7.10 Intercity Wholesale Prices of Selected Commodities

Group/Commodity/Item Specification	Unit	City	Prices (Rs.)			% Change in Oct.,2014			
						Over			
			Oct., 2014	Sept., 2014	Oct., 2013	Sept., 2014	Oct., 2013		
2391302. TEA SUPREME 200 G. PKT.	06 PKT.	MNG	673.50	673.50	960.00	0.00	-29.84		
		QTA	720.00	720.00	1020.00	0.00	-29.41		
		LAH	682.74	682.74	880.00	0.00	-22.42		
		FAS	605.30	600.00	789.47	0.88	-23.33		
		RAW	662.50	662.50	781.00	0.00	-15.17		
		MUL	599.25	599.25	827.58	0.00	-27.59		
		SKT	699.00	720.00	720.00	-2.92	-2.92		
		KAR	618.95	618.95	1008.00	0.00	-38.60		
		HYD	599.28	599.28	827.52	0.00	-27.58		
		SKR	600.75	600.75	871.58	0.00	-31.07		
2391303. TEA LOOSE	KG.	PSH	588.00	588.00	840.00	0.00	-30.00		
		MNG	570.78	570.78	878.94	0.00	-35.06		
		QTA	746.00	697.00	697.00	7.03	7.03		
		LAH	422.50	422.50	535.00	0.00	-21.03		
		FAS	515.00	515.00	515.00	0.00	0.00		
		RAW	477.50	477.50	492.50	0.00	-3.05		
		MUL	475.00	475.00	475.00	0.00	0.00		
		SKT	380.00	330.00	350.00	15.15	8.57		
		GJT	440.00	440.00	500.00	0.00	-12.00		
		KAR	450.00	450.00	490.00	0.00	-8.16		
2391304. TEA TAPAL MIXTURE (200 G) PKT.	06 PKT	HYD	440.00	440.00	480.00	0.00	-8.33		
		SKR	465.00	465.00	480.00	0.00	-3.13		
		MPK	240.00	240.00	335.00	0.00	-28.36		
		PSH	440.00	440.00	520.00	0.00	-15.38		
		MNG	450.00	450.00	490.00	0.00	-8.16		
		QTA	410.00	410.00	400.00	0.00	2.50		
		LAH	713.00	642.00	880.00	11.06	-18.98		
		FAS	694.73	631.57	894.73	10.00	-22.35		
		RAW	682.50	682.50	815.00	0.00	-16.26		
		MUL	621.60	588.00	846.00	5.71	-26.52		
045. Spices	EACH	KAR	732.63	663.16	882.50	10.48	-16.98		
		HYD	679.20	679.20	870.00	0.00	-21.93		
		PSH	618.00	618.00	840.00	0.00	-26.43		
		MNG	690.00	690.00	730.00	0.00	-5.48		
		QTA	644.00	618.00	860.00	4.21	-25.12		
		2392101. BLACK PEPPER 50 G.PKT.(NATIONAL)	EACH	LAH	90.24	90.24	72.88	0.00	23.82
				RAW	88.00	88.00	75.00	0.00	17.33
				MUL	86.89	86.89	67.89	0.00	27.99
				SKT	86.89	86.89	67.00	0.00	29.69
				KAR	92.00	92.00	78.00	0.00	17.95
HYD	96.00			96.00	75.00	0.00	28.00		
MPK	69.25			69.25	69.25	0.00	0.00		
PSH	87.00			87.00	72.00	0.00	20.83		
MNG	90.00			90.00	65.00	0.00	38.46		
QTA	86.00			74.00	69.00	16.22	24.64		
2392201. RED CHILLIES(200 G PKT.NATIONAL)	EACH	LAH	95.00	95.00	95.00	0.00	0.00		
		FAS	96.32	96.32	96.32	0.00	0.00		
		RAW	96.50	96.50	96.50	0.00	0.00		
		MUL	95.52	95.52	95.52	0.00	0.00		
		SKT	95.52	115.00	115.00	-16.94	-16.94		
		KAR	100.00	100.00	100.00	0.00	0.00		
		HYD	105.00	105.00	105.00	0.00	0.00		
		MPK	96.50	96.50	96.50	0.00	0.00		
		PSH	96.00	96.00	96.00	0.00	0.00		
		MNG	105.00	105.00	105.00	0.00	0.00		
QTA	92.00	92.00	97.00	0.00	-5.15				

Contd.

7.10 Intercity Wholesale Prices of Selected Commodities

Group/Commodity/Item Specification	Unit	City	Prices (Rs.)			% Change in Oct.,2014			
						Over			
			Oct., 2014	Sept., 2014	Oct., 2013	Sept., 2014	Oct., 2013		
2392402. CORRIANDER PWD.200 G. PKT.NAT.	EACH	LAH	70.93	70.93	70.93	0.00	0.00		
		FAS	70.78	70.78	70.78	0.00	0.00		
		RAW	77.50	77.50	67.50	0.00	14.81		
		MUL	67.02	67.02	67.60	0.00	-0.86		
		SKT	70.78	70.78	70.00	0.00	1.11		
		KAR	84.00	84.00	75.00	0.00	12.00		
		HYD	77.00	77.00	77.00	0.00	0.00		
		MPK	68.41	68.41	68.41	0.00	0.00		
		PSH	70.00	70.00	66.54	0.00	5.20		
		MNG	70.00	70.00	70.00	0.00	0.00		
2392601. CLOVES	40 KG.	QTA	81.60	81.60	69.00	0.00	18.26		
		LAH	50500.00	50500.00	55500.00	0.00	-9.01		
		RAW	44250.00	44250.00	41250.00	0.00	7.27		
		MUL	52500.00	52500.00	51000.00	0.00	2.94		
		KAR	59000.00	59000.00	61000.00	0.00	-3.28		
		HYD	55500.00	55500.00	53500.00	0.00	3.74		
		MPK	52000.00	52000.00	54000.00	0.00	-3.70		
		PSH	49500.00	49500.00	51000.00	0.00	-2.94		
		QTA	51000.00	51000.00	46000.00	0.00	10.87		
		046. Other Food Products	DOZ.	LAH	720.00	720.00	660.00	0.00	9.09
RAW	835.00			835.00	735.00	0.00	13.61		
KAR	490.00			430.00	430.00	13.95	13.95		
PSH	560.00			560.00	570.00	0.00	-1.75		
QTA	786.00			786.00	786.00	0.00	0.00		
2399901. TURMERIC POWDER(50 G.PKT.NATIONAL)	EACH			LAH	31.50	31.50	31.50	0.00	0.00
				FAS	31.96	31.96	31.96	0.00	0.00
				RAW	30.00	30.00	30.00	0.00	0.00
				MUL	31.69	31.69	31.69	0.00	0.00
				SKT	35.00	35.00	35.00	0.00	0.00
		KAR	34.00	34.00	52.00	0.00	-34.62		
		HYD	35.00	35.00	39.00	0.00	-10.26		
		SKR	31.69	31.69	31.69	0.00	0.00		
		MPK	32.00	32.00	32.00	0.00	0.00		
		PSH	31.20	31.20	31.20	0.00	0.00		
047. Mineral Water	DOZ.	MNG	32.50	32.50	30.00	0.00	8.33		
		QTA	36.00	36.00	36.00	0.00	0.00		
		LAH	480.00	480.00	480.00	0.00	0.00		
		FAS	440.00	440.00	405.00	0.00	8.64		
		RAW	467.50	467.50	467.50	0.00	0.00		
		MUL	472.00	472.00	460.00	0.00	2.61		
		GUJ	450.00	450.00	450.00	0.00	0.00		
		SKT	419.00	419.00	419.00	0.00	0.00		
		KAR	456.00	456.00	420.00	0.00	8.57		
		HYD	470.00	470.00	470.00	0.00	0.00		
048. Beverages	EACH	SKR	480.00	480.00	450.00	0.00	6.67		
		MPK	418.00	418.00	418.00	0.00	0.00		
		PSH	443.00	443.00	443.00	0.00	0.00		
		QTA	528.00	528.00	528.00	0.00	0.00		
		LAH	442.00	442.00	394.00	0.00	12.18		
		FAS	445.00	445.00	324.00	0.00	37.35		
		RAW	382.50	382.50	432.50	0.00	-11.56		
		MUL	403.00	403.00	354.00	0.00	13.84		
		SKT	444.00	323.00	323.00	37.46	37.46		
		GJT	444.00	444.00	322.00	0.00	37.89		
KAR	444.00	444.00	327.50	0.00	35.57				

Contd.

7.10 Intercity Wholesale Prices of Selected Commodities

Group/Commodity/Item Specification	Unit	City	Prices (Rs.)			% Change in Oct., 2014			
						Over			
			Oct., 2014	Sept., 2014	Oct., 2013	Sept., 2014	Oct., 2013		
2449002. SEVEN UP (CRATE OF 24 BOTTLES)	EACH	HYD	444.00	444.00	480.00	0.00	-7.50		
		SKR	432.00	432.00	325.00	0.00	32.92		
		MPK	390.00	390.00	330.00	0.00	18.18		
		PSH	430.00	430.00	325.00	0.00	32.31		
		BNU	475.00	475.00	405.00	0.00	17.28		
		MNG	430.00	430.00	395.00	0.00	8.86		
		QTA	480.00	480.00	360.00	0.00	33.33		
		LAH	442.00	442.00	394.00	0.00	12.18		
		FAS	445.00	445.00	325.00	0.00	36.92		
		RAW	382.50	382.50	432.50	0.00	-11.56		
		MUL	403.00	403.00	354.00	0.00	13.84		
		SKT	444.00	323.00	323.00	37.46	37.46		
		GJT	444.00	444.00	323.00	0.00	37.46		
		KAR	444.00	444.00	327.50	0.00	35.57		
2449003. MAKKA COLA (CRATE OF 24 BOTTLES)	EACH	HYD	444.00	444.00	324.00	0.00	37.04		
		SKR	432.00	432.00	325.00	0.00	32.92		
		MPK	390.00	390.00	330.00	0.00	18.18		
		PSH	445.00	445.00	325.00	0.00	36.92		
		BNU	475.00	475.00	405.00	0.00	17.28		
		MNG	420.00	420.00	395.00	0.00	6.33		
		QTA	480.00	480.00	360.00	0.00	33.33		
		MUL	280.00	280.00	280.00	0.00	0.00		
		GUJ	280.00	280.00	280.00	0.00	0.00		
		SKT	270.00	270.00	270.00	0.00	0.00		
		PSH	410.00	410.00	410.00	0.00	0.00		
		BNU	322.00	322.00	322.00	0.00	0.00		
		MNG	322.00	322.00	322.00	0.00	0.00		
		LAH	442.00	442.00	394.00	0.00	12.18		
2449004. PEPSI COLA (CRATE OF 24 BOTTLES)	EACH	FAS	445.00	445.00	325.00	0.00	36.92		
		RAW	382.50	382.50	432.50	0.00	-11.56		
		MUL	403.00	403.00	354.00	0.00	13.84		
		SKT	444.00	394.00	323.00	12.69	37.46		
		GJT	444.00	444.00	322.00	0.00	37.89		
		KAR	444.00	444.00	330.00	0.00	34.55		
		HYD	444.00	444.00	324.00	0.00	37.04		
		SKR	432.00	432.00	325.00	0.00	32.92		
		PSH	445.00	445.00	325.00	0.00	36.92		
		BNU	475.00	475.00	405.00	0.00	17.28		
		MNG	420.00	420.00	395.00	0.00	6.33		
		QTA	408.00	408.00	408.00	0.00	0.00		
		049. Tobacco Products							
		2502001. CIGARETTES K-2 10'S (FILTER)	1000	KAR	2125.00	2125.00	1790.00	0.00	18.72
2502002. CIGARETTES MELBOURNE	1000	KAR	2300.00	2300.00	1892.45	0.00	21.54		
2502003. CIGARETTES CAPSTAN LSFT 10 SS	1000	KAR	2300.00	2300.00	1892.45	0.00	21.54		
2502004. CIGARETTES GOLD LEAF (KSFT) 20	1000	KAR	4750.00	4750.00	4184.95	0.00	13.50		
3b) Textiles & Apparels									
050. Cotton Yarn									
2636001. COTTON YARN 10/1 POPULAR FIBER	10 LB.	KAR	812.50	850.00	1130.00	-4.41	-28.10		
2636002. COTTON YARN 16/1 MGM	10 LB.	KAR	1117.50	1135.00	1310.00	-1.54	-14.69		
2636003. COTTON YARN 21/1 SURIYA TEXTILE	10 LB.	KAR	1200.00	1200.00	1400.00	0.00	-14.29		
2636004. COTTON YARN 42/1 ABDULLAH TEXTILE	10 LB.	KAR	1600.00	1600.00	1650.00	0.00	-3.03		
2636005. COTTON YARN 20/2 BAJWA	10 LB.	KAR	1280.00	1280.00	1380.00	0.00	-7.25		
051. Nylon Yarn									
2643001. NYLON YARN RUPALI(PAK)50/72/00	LB.	KAR	107.00	107.75	118.00	-0.70	-9.32		
2643002. NYLON YARN GRATON 50/36/00FLAT	LB.	KAR	92.00	92.00	105.00	0.00	-12.38		
2643003. NYLON YARN GRATON 75/48/0 DTY	LB.	KAR	103.00	103.00	115.00	0.00	-10.43		

Contd.

7.10 Intercity Wholesale Prices of Selected Commodities

Group/Commodity/Item Specification	Unit	City	Prices (Rs.)			% Change in Oct.,2014			
						Over			
			Oct., 2014	Sept., 2014	Oct., 2013	Sept., 2014	Oct., 2013		
052. Blended Yarn									
2645001. BLND.YARN 30/1 A.A TEX.Z.TW PVC	LB.	KAR	141.00	141.00	144.50	0.00	-2.42		
2645002. BLND.YARN 40/1 SANA	LB.	KAR	151.00	151.00	160.00	0.00	-5.63		
2645003. BLND.YARN 60/1 PP AGAR	LB.	KAR	124.00	124.00	124.00	0.00	0.00		
2645004. BLND.YARN 30/1 A.A TEX.COMBED	LB.	KAR	142.00	142.00	158.00	0.00	-10.13		
2645005. BLND.YARN 40/1 A.A. TEXTILE	LB.	KAR	143.00	143.00	143.00	0.00	0.00		
053. Woven Fabrics									
2654001. LIGHT WEIGHT WORSTED (L.PUR)	MTR.	LAH	555.00	555.00	555.00	0.00	0.00		
		RAW	1037.50	1037.50	925.00	0.00	12.16		
		KAR	1475.00	1380.00	1370.00	6.88	7.66		
2654002. HEAVY WEIGHT SUITING (L.PUR)	MTR.	LAH	875.00	875.00	875.00	0.00	0.00		
		RAW	1325.00	1325.00	1175.00	0.00	12.77		
		KAR	2250.00	1930.00	1900.00	16.58	18.42		
2654003. TWEED (LAWRENCEPUR)	MTR.	LAH	777.50	777.50	777.50	0.00	0.00		
		RAW	1125.00	1125.00	1025.00	0.00	9.76		
		KAR	1800.00	1610.00	1590.00	11.80	13.21		
2654004. WORSTED (LAWRENCEPUR)	MTR.	LAH	790.00	790.00	790.00	0.00	0.00		
		RAW	1175.00	1175.00	1075.00	0.00	9.30		
		KAR	1750.00	1620.00	1590.00	8.02	10.06		
054. Cotton Fabrics									
2662001. LATHA GUL AHMED 90000 SUP. QLTY.	40 MTR.	LAH	7900.00	7900.00	7500.00	0.00	5.33		
		FAS	8550.00	8550.00	8400.00	0.00	1.79		
		RAW	5225.00	5225.00	4975.00	0.00	5.03		
		MUL	8095.00	8095.00	8095.00	0.00	0.00		
		KAR	8300.00	8300.00	7082.50	0.00	17.19		
		HYD	7000.00	7000.00	7000.00	0.00	0.00		
2662002. LATHA PRESIDENT SUP. QLTY.	40 MTR.	LAH	3450.00	3450.00	3450.00	0.00	0.00		
		MUL	7140.00	7140.00	6000.00	0.00	19.00		
		KAR	3682.50	3682.50	3682.50	0.00	0.00		
2662003. LATHA MAST QALANDER SUP. QLTY.	40 MTR.	MUL	4920.00	4920.00	4800.00	0.00	2.50		
		KAR	2810.00	2810.00	2810.00	0.00	0.00		
2662004. LATHA MUGHAL-E-AZAM SUP. QLTY.	40 MTR.	LAH	3650.00	3650.00	3650.00	0.00	0.00		
		FAS	5650.00	5650.00	5500.00	0.00	2.73		
		RAW	5150.00	5150.00	4775.00	0.00	7.85		
		MUL	5880.00	5880.00	5680.00	0.00	3.52		
		KAR	5100.00	4100.00	2620.00	24.39	94.66		
		HYD	6000.00	4500.00	4500.00	33.33	33.33		
055. Other Fabrics									
2669001. LAWN AVG. QLTY.	MTR.	LAH	75.50	75.50	75.50	0.00	0.00		
		FAS	92.50	92.50	91.00	0.00	1.65		
		RAW	117.50	117.50	102.50	0.00	14.63		
		MUL	125.00	125.00	115.00	0.00	8.70		
		KAR	115.00	115.00	95.00	0.00	21.05		
		HYD	100.00	100.00	100.00	0.00	0.00		
		SKR	70.00	70.00	45.00	0.00	55.56		
		QTA	130.00	130.00	110.00	0.00	18.18		
		2669002. LAWN SUP. QLTY.	MTR.	LAH	177.50	177.50	177.50	0.00	0.00
				FAS	230.00	230.00	230.00	0.00	0.00
RAW	195.00			195.00	172.50	0.00	13.04		
MUL	190.00			190.00	190.00	0.00	0.00		
KAR	225.00			225.00	207.50	0.00	8.43		
2669003. GREY CLOTH 52"	MTR.	QTA	152.50	152.50	132.50	0.00	15.09		
		LAH	45.00	45.00	39.50	0.00	13.92		
		FAS	62.50	58.50	58.50	6.84	6.84		
		RAW	41.00	41.00	41.00	0.00	0.00		
		MUL	90.00	90.00	90.00	0.00	0.00		
		KAR	67.50	67.50	67.50	0.00	0.00		
		LRK	105.00	105.00	105.00	0.00	0.00		

Contd.

7.10 Intercity Wholesale Prices of Selected Commodities

Group/Commodity/Item Specification	Unit	City	Prices (Rs.)			% Change in Oct., 2014	
						Over	
			Oct., 2014	Sept., 2014	Oct., 2013	Sept., 2014	Oct., 2013
2669004. GREY CLOTH 98"	MTR.	LAH	76.50	76.50	59.50	0.00	28.57
		FAS	122.50	115.00	115.00	6.52	6.52
		KAR	125.00	125.00	80.00	0.00	56.25
2669005. DRILL DYED	MTR.	LAH	75.50	75.50	54.50	0.00	38.53
		FAS	105.00	105.00	85.00	0.00	23.53
		RAW	32.50	32.50	32.50	0.00	0.00
		KAR	105.00	105.00	67.50	0.00	55.56
		QTA	68.00	55.00	55.00	23.64	23.64
056. Silk & Reyon Fabrics							
2679001. KT. SHIRTING AL-KARAM SUP. QLTY.	MTR.	LAH	82.50	82.50	64.50	0.00	27.91
		RAW	117.50	117.50	102.50	0.00	14.63
		KAR	105.00	105.00	82.50	0.00	27.27
2679002. KT. SHIRTING TOYOBO SUP. QLTY.	MTR.	FAS	212.50	212.50	212.50	0.00	0.00
		RAW	117.50	117.50	102.50	0.00	14.63
		MUL	85.00	85.00	85.00	0.00	0.00
		KAR	72.50	72.50	72.50	0.00	0.00
		QTA	73.00	73.00	73.00	0.00	0.00
2679003. WOOLY FLAT	MTR.	LAH	47.50	47.50	30.50	0.00	55.74
		KAR	39.00	39.00	39.00	0.00	0.00
		QTA	62.50	62.50	62.50	0.00	0.00
2679004. SILK AVG. QLTY.	MTR.	LAH	59.00	59.00	49.00	0.00	20.41
		RAW	47.50	47.50	47.50	0.00	0.00
		MUL	95.00	95.00	95.00	0.00	0.00
		KAR	41.00	41.00	41.00	0.00	0.00
		SKR	35.00	35.00	30.00	0.00	16.67
		QTA	55.00	55.00	55.00	0.00	0.00
2679005. SILK SUP. QLTY.	MTR.	LAH	85.50	85.50	74.50	0.00	14.77
		FAS	237.50	237.50	237.50	0.00	0.00
		RAW	77.50	77.50	77.50	0.00	0.00
		QTA	75.00	75.00	75.00	0.00	0.00
2679006. LINEN STAR MILL KARACHI	MTR.	LAH	116.50	116.50	97.50	0.00	19.49
		KAR	97.50	97.50	90.00	0.00	8.33
		QTA	92.00	78.00	78.00	17.95	17.95
057. Towels							
2684001. TOWEL MED SIZE AVG. QLTY.	DOZ.	LAH	1550.00	1550.00	1550.00	0.00	0.00
		FAS	1650.00	1650.00	1650.00	0.00	0.00
		KSR	1550.00	1550.00	1550.00	0.00	0.00
		KAR	2040.00	2040.00	1620.00	0.00	25.93
		SKR	1800.00	1800.00	1800.00	0.00	0.00
		PSH	2400.00	2400.00	2100.00	0.00	14.29
		QTA	1620.00	1410.00	1410.00	14.89	14.89
058. Blankets							
2711001. BLANKET MOONLITE SINGLE	EACH	LAH	2400.00	2400.00	1900.00	0.00	26.32
		RAW	2875.00	2875.00	2425.00	0.00	18.56
		KAR	2050.00	1830.00	1590.00	12.02	28.93
2711002. BLANKET MOONLITE DOUBLE	EACH	LAH	3000.00	3000.00	2500.00	0.00	20.00
		RAW	3225.00	3225.00	2825.00	0.00	14.16
		KAR	2550.00	2335.00	2150.00	9.21	18.60
059. Bed Sheets							
2712001. BED SHEET COTTON SINGLE AVG. QLTY.	DOZ.	LAH	3250.00	3250.00	3250.00	0.00	0.00
		FAS	4300.00	4300.00	4300.00	0.00	0.00
		KAR	3750.00	3750.00	3210.00	0.00	16.82
		SKR	3600.00	3600.00	3600.00	0.00	0.00
		PSH	4800.00	4800.00	3600.00	0.00	33.33
		QTA	3600.00	2750.00	2750.00	30.91	30.91
2712002. BED SHEET COTTON DOUBLE AVG. QLTY.	DOZ.	LAH	5650.00	5650.00	5650.00	0.00	0.00
		FAS	4900.00	4900.00	4900.00	0.00	0.00
		KAR	5700.00	5700.00	4110.00	0.00	38.69

Contd.

7.10 Intercity Wholesale Prices of Selected Commodities

Group/Commodity/Item Specification	Unit	City	Prices (Rs.)			% Change in Oct.,2014	
						Over	
			Oct., 2014	Sept., 2014	Oct., 2013	Sept., 2014	Oct., 2013
		SKR	7800.00	7800.00	7800.00	0.00	0.00
		PSH	9600.00	9600.00	8400.00	0.00	14.29
		QTA	4250.00	4250.00	4250.00	0.00	0.00
060. Quilts							
2718001. READY MADE QUILT	EACH	LAH	750.00	750.00	687.50	0.00	9.09
		RAW	775.00	775.00	687.50	0.00	12.73
		KAR	825.00	760.00	720.00	8.55	14.58
		PSH	925.00	950.00	775.00	-2.63	19.35
		QTA	600.00	600.00	600.00	0.00	0.00
061. Woolen Carpets							
2721001. WOOLEN CARPET	SQ.FT.	LAH	60.00	60.00	42.00	0.00	42.86
		KAR	51.00	51.00	47.50	0.00	7.37
062. Synthetic Carpets							
2729001. SYNTHETIC CARPET	SQ.FT.	LAH	32.50	32.50	20.00	0.00	62.50
		RAW	24.50	24.50	23.50	0.00	4.26
		KAR	45.50	45.50	45.00	0.00	1.11
		QTA	46.50	46.50	46.50	0.00	0.00
063. Hosiery Products							
2821001. UNDER WEAR MED. SIZE AVG. QLTY.	DOZ.	LAH	1125.00	1125.00	780.00	0.00	44.23
		FAS	780.00	780.00	780.00	0.00	0.00
		RAW	1712.50	1712.50	1325.00	0.00	29.25
		KAR	870.00	870.00	775.00	0.00	12.26
		SKR	780.00	780.00	780.00	0.00	0.00
		PSH	1440.00	1440.00	850.00	0.00	69.41
		QTA	420.00	420.00	420.00	0.00	0.00
2821002. VEST (BANYAN)MED. SIZE AVG. QLTY.	DOZ.	LAH	1175.00	1175.00	780.00	0.00	50.64
		FAS	900.00	900.00	900.00	0.00	0.00
		RAW	1712.50	1712.50	1325.00	0.00	29.25
		KAR	888.00	888.00	775.00	0.00	14.58
		SKR	1322.50	1322.50	1322.50	0.00	0.00
		PSH	1190.00	1190.00	1020.00	0.00	16.67
		QTA	720.00	720.00	720.00	0.00	0.00
2821003. SOCKS NYLON MIXED GENTS SUP. QLTY.	DOZ.	LAH	1125.00	1075.00	1032.50	4.65	8.96
		FAS	710.00	710.00	710.00	0.00	0.00
		RAW	812.50	812.50	762.50	0.00	6.56
		KAR	720.00	720.00	635.00	0.00	13.39
		SKR	860.00	860.00	860.00	0.00	0.00
		PSH	840.00	840.00	800.00	0.00	5.00
		QTA	620.00	620.00	620.00	0.00	0.00
2821004. SOCKS COTTON GENTS AVG. QLTY.	DOZ.	LAH	650.00	625.00	527.50	4.00	23.22
		FAS	510.00	510.00	510.00	0.00	0.00
		KAR	630.00	630.00	580.00	0.00	8.62
064. Readymade Garments							
2823101. PANTS GENTS (W&W) AVG. QLTY.	DOZ.	LAH	4250.00	3575.00	3575.00	18.88	18.88
		RAW	6950.00	6950.00	6250.00	0.00	11.20
		KAR	5100.00	5100.00	4900.00	0.00	4.08
2823102. SHORT	DOZ.	LAH	1250.00	955.00	955.00	30.89	30.89
		KAR	1260.00	1260.00	1122.00	0.00	12.30
		HYD	2000.00	2000.00	2000.00	0.00	0.00
2823103. AWAMI SUIT(W&W) AVG. QLTY.	DOZ.	LAH	9000.00	9000.00	4525.00	0.00	98.90
		RAW	11250.00	11250.00	7950.00	0.00	41.51
		KAR	8100.00	8100.00	4985.00	0.00	62.49
		QTA	5400.00	4800.00	4800.00	12.50	12.50
2823201. SHIRT GENTS (W&W) AVG. QLTY.	DOZ.	LAH	3225.00	3225.00	3225.00	0.00	0.00
		RAW	4125.00	4125.00	3725.00	0.00	10.74
		KAR	4050.00	4050.00	3060.00	0.00	32.35

Contd.

7.10 Intercity Wholesale Prices of Selected Commodities

Group/Commodity/Item Specification	Unit	City	Prices (Rs.)			% Change in Oct.,2014	
						Over	
			Oct., 2014	Sept., 2014	Oct., 2013	Sept., 2014	Oct., 2013
2823301. GIRL'S FROCK (W&W)	DOZ.	LAH	8750.00	8750.00	6650.00	0.00	31.58
		RAW	9350.00	9350.00	7100.00	0.00	31.69
		KAR	6450.00	6450.00	4560.00	0.00	41.45
3c) Leather Products							
065. Leather Without Hair							
2912001. SOLE LEATHER 5 MM GR-1	KG.	SAH	640.00	640.00	400.00	0.00	60.00
		KSR	425.00	425.00	340.00	0.00	25.00
2912002. SOLE LEATHER 4.5 MM GR-1	KG.	SAH	680.00	680.00	410.00	0.00	65.85
		KSR	490.00	490.00	335.00	0.00	46.27
2912003. SOLE LEATHER 4 MM GR-1	KG.	SAH	710.00	710.00	415.00	0.00	71.08
		KSR	510.00	510.00	375.00	0.00	36.00
066. Other Leather N.E.C							
2913001. CHROME LEATHER COW ANALINE GR-I	DM.	SAH	26.90	23.03	34.00	16.80	-20.88
		KSR	20.00	20.00	22.00	0.00	-9.09
2913002. CHROME LEATHER COW ANALINE GR-II	DM.	SAH	23.14	20.98	32.00	10.30	-27.69
		KSR	19.00	19.00	23.00	0.00	-17.39
2913003. CHROME LEATHER BUFF CALF (SUP)	DM.	SAH	17.22	17.22	29.00	0.00	-40.62
		KSR	17.00	17.00	19.00	0.00	-10.53
2913004. CHROME LEATHER BUFF CALF (B)	DM.	SAH	15.60	15.60	18.00	0.00	-13.33
		KSR	15.00	15.00	17.00	0.00	-11.76
067. Footwears							
2933001. GENTS SHOES PAUL BATA	PAIR	LAH	818.23	818.23	772.97	0.00	5.86
2933002. GENTS SANDAL BATA	PAIR	LAH	572.51	572.51	601.40	0.00	-4.80
2933003. GENTS SLATE CHAPPAL BATA	PAIR	LAH	110.08	110.08	110.08	0.00	0.00
2933004. LADIES SANDAL BATA (EMOZIAN)	PAIR	LAH	490.61	490.61	514.71	0.00	-4.68
2933005. LADIES SPOUNG CHAPPAL BATA(TROPICAL)	PAIR	LAH	109.52	109.52	128.23	0.00	-14.59
2933006. CHILD SHOE POWER LIFE BATA	PAIR	LAH	285.85	285.85	257.36	0.00	11.07
2933007. GENTS SHOES ART 1109 SERVIS	PAIR	LAH	477.00	477.00	477.00	0.00	0.00
2933008. CHEETAH 50 SIZE 3.5	PAIR	LAH	679.00	679.00	679.00	0.00	0.00
2933009. SERVIS SHOES WOMEN	PAIR	LAH	370.00	370.00	370.00	0.00	0.00
2933010. SERVIS SHOES CHILDREN	PAIR	LAH	257.00	257.00	257.00	0.00	0.00
4. Other Transportable Goods							
068. Timber							
3131001. TIMBER SHEESHAM	CMT.	LAH	55618.00	55618.00	40964.50	0.00	35.77
		RAW	59152.00	59152.00	55620.50	0.00	6.35
		KAR	45425.00	45425.00	45200.00	0.00	0.50
		PSH	42378.00	42378.00	36189.00	0.00	17.10
		QTA	55582.00	55582.00	43200.00	0.00	28.66
3131002. TIMBER KERUING PINE WOOD	CMT.	RAW	62683.50	62683.50	55620.50	0.00	12.70
		KAR	46900.00	46900.00	46650.00	0.00	0.54
		PSH	52372.00	52372.00	35349.00	0.00	48.16
3131003. TIMBER PERTAL	CMT.	LAH	35947.00	35947.00	24366.50	0.00	47.53
		RAW	48558.00	48558.00	41495.00	0.00	17.02
		KAR	34700.00	34700.00	34460.00	0.00	0.70
		PSH	52372.00	52372.00	35349.00	0.00	48.16
		QTA	31050.00	31050.00	31050.00	0.00	0.00
3131004. TIMBER CHIR	CMT.	LAH	25602.50	25602.50	18098.50	0.00	41.46
		RAW	43260.50	43260.50	36197.50	0.00	19.51
		KAR	26350.00	26350.00	26100.00	0.00	0.96
3131005. TIMBER DEODAR	CMT.	RAW	97998.00	97998.00	90052.50	0.00	8.82
		KAR	90950.00	90950.00	90500.00	0.00	0.50
		PSH	95358.00	95358.00	91818.00	0.00	3.86
		QTA	88000.00	76950.00	76950.00	14.36	14.36
3131006. TIMBER TEAK WOOD	CMT.	LAH	125364.50	125364.50	97997.50	0.00	27.93
		KAR	108300.00	108300.00	108300.00	0.00	0.00

Contd.

7.10 Intercity Wholesale Prices of Selected Commodities

Group/Commodity/Item Specification	Unit	City	Prices (Rs.)			% Change in Oct.,2014	
						Over	
			Oct., 2014	Sept., 2014	Oct., 2013	Sept., 2014	Oct., 2013
069. Printing Paper							
3212901. OFFSET PAPER FLYING FINISH	KG.	KAR	85.00	85.00	85.33	0.00	-0.39
3212902. ART PAPER "LEYKAM"/CHINA	KG.	KAR	115.00	115.00	119.00	0.00	-3.36
3212903. PRINTING PAPER ROYAL CENTURY	KG.	KAR	90.00	90.00	86.00	0.00	4.65
3212904. PHOTOSTAT PAPER 210X297 A-4(80GM)	KG.	KAR	370.00	370.00	360.00	0.00	2.78
070. Hard Board							
3213301. KRAFT LINES BOARD (BRAZIL-125)	KG.	KAR	110.00	110.00	103.00	0.00	6.80
071. Coke							
3310001. COKE	MT.	KAR	60000.00	60000.00	60000.00	0.00	0.00
072. Motor Spirit							
3331001. MOTOR SPRIT 87 RON	LTR.	KAR	103.56	106.50	113.20	-2.76	-8.52
073. Diesel Oil							
3333001. DIESEL OIL LIGHT SPEED (BULK)	LTR.	KAR	91.34	92.01	101.17	-0.73	-9.72
3333002. DIESEL OIL HIGH SPEED(BULK)	LTR.	KAR	107.33	108.28	116.89	-0.88	-8.18
074. Kerosine Oil							
3334001. KEROSENE OIL	LTR.	KAR	104.08	105.51	107.99	-1.36	-3.62
075. Furnace Oil							
3337001. HIGH SULPHER FURNACE OIL(HSFO)	MT.	KAR	58088.00	62213.00	66309.00	-6.63	-12.40
076. Mobil Oil							
3338001. HAVOLINE MOBIL OIL PETROL ENGN.	4 LTR.	FAS	1950.00	1950.00	1950.00	0.00	0.00
		RAW	1987.50	1987.50	1912.50	0.00	3.92
		MUL	1780.00	1780.00	1660.00	0.00	7.23
		GJT	1790.00	1790.00	1660.00	0.00	7.83
		KAR	2157.00	2157.00	2000.00	0.00	7.85
		PSH	1640.00	1640.00	1540.00	0.00	6.49
		QTA	1670.00	1670.00	1670.00	0.00	0.00
3338002. HAVOLINE MOBIL OIL CNG ENGN.	4 LTR.	FAS	1600.00	1600.00	1600.00	0.00	0.00
		RAW	1962.50	1962.50	1887.50	0.00	3.97
		MUL	1830.00	1830.00	1720.00	0.00	6.40
		GJT	1835.00	1835.00	1720.00	0.00	6.69
		KAR	1833.00	1833.00	1720.00	0.00	6.57
		PSH	1680.00	1680.00	1640.00	0.00	2.44
		QTA	1725.00	1685.00	1685.00	2.37	2.37
077. Chemicals							
3414001. STEARIC ACID	LB.	LAH	110.00	110.00	95.00	0.00	15.79
		KAR	102.50	102.50	104.50	0.00	-1.91
3414002. ACETIC ACID	LB.	LAH	80.00	80.00	46.00	0.00	73.91
		KAR	55.50	55.50	45.50	0.00	21.98
		PSH	59.00	59.00	50.00	0.00	18.00
3414003. TARTARIC POWDER	50 KG.	LAH	18000.00	18000.00	16000.00	0.00	12.50
		KAR	10500.00	10000.00	8980.00	5.00	16.93
3414004. CITRIC ACID	50 KG.	LAH	6500.00	6500.00	5550.00	0.00	17.12
		KAR	6250.00	6250.00	6500.00	0.00	-3.85
		PSH	6500.00	6500.00	5600.00	0.00	16.07
3414005. CHINA CLAY	M.T.	KAR	52000.00	50000.00	42000.00	4.00	23.81
3414006. BLEACHING POWDER	50 KG.	LAH	2500.00	2500.00	1700.00	0.00	47.06
		KSR	2900.00	2900.00	1650.00	0.00	75.76
		KAR	1975.00	1550.00	1660.00	27.42	18.98
		PSH	2600.00	2600.00	2000.00	0.00	30.00
3414007. GLUCOSE POWDER	50 KG.	LAH	5200.00	5200.00	5000.00	0.00	4.00
		KAR	5200.00	5200.00	5200.00	0.00	0.00
		PSH	5300.00	5300.00	5000.00	0.00	6.00
3422001. ZINC OXIDE	50 KG.	LAH	19000.00	19000.00	19000.00	0.00	0.00
		PSH	16500.00	16500.00	16000.00	0.00	3.13
3423101. CAUSTIC SODA	50 KG.	LAH	3900.00	3900.00	3900.00	0.00	0.00
		KSR	3900.00	3900.00	3900.00	0.00	0.00
		KAR	4000.00	4000.00	3675.00	0.00	8.84
		PSH	3800.00	3800.00	4000.00	0.00	-5.00

Contd.

7.10 Intercity Wholesale Prices of Selected Commodities

Group/Commodity/Item Specification	Unit	City	Prices (Rs.)			% Change in Oct.,2014	
						Over	
			Oct., 2014	Sept., 2014	Oct., 2013	Sept., 2014	Oct., 2013
3423102. SULPHURIC ACID	100 KG.	LAH	2500.00	2500.00	2200.00	0.00	13.64
		KAR	2400.00	2400.00	2150.00	0.00	11.63
		PSH	2000.00	2000.00	2000.00	0.00	0.00
3423103. MERCURY	KG.	LAH	14000.00	14000.00	16000.00	0.00	-12.50
		KAR	14000.00	16000.00	15000.00	-12.50	-6.67
		PSH	13000.00	13000.00	15000.00	0.00	-13.33
3424001. SODA ASH LIGHT 80 KG. BAG	BAG	LAH	3800.00	3800.00	3800.00	0.00	0.00
		KSR	3725.00	3725.00	3725.00	0.00	0.00
		KAR	3360.00	3360.00	1880.00	0.00	78.72
3424002. SODIUM BI- CARBONATE.	50 KG.	LAH	2500.00	2500.00	2100.00	0.00	19.05
		KAR	2750.00	2750.00	2050.00	0.00	34.15
		PSH	2400.00	2400.00	2120.00	0.00	13.21
3424003. SALT EPSUM	100 KG.	LAH	1600.00	1600.00	1600.00	0.00	0.00
		KAR	1800.00	1900.00	1245.00	-5.26	44.58
		PSH	2600.00	2600.00	1800.00	0.00	44.44
078. Dyeing Material							
3431001. DYES RED B-BASE	LB.	KAR	250.00	250.00	250.00	0.00	0.00
3431002. DYES ORITEX JAPAN RED HR-2.	LB.	KAR	225.00	225.00	225.00	0.00	0.00
3431003. DYED REACTIVE VIOLET H-3R	LB.	KAR	250.00	250.00	130.00	0.00	92.31
079. Fertilizers							
3461101. SONA UREA	MT.	LAH	36500.00	36500.00	34600.00	0.00	5.49
		FAS	38000.00	38800.00	37000.00	-2.06	2.70
		MUL	37000.00	38000.00	35000.00	-2.63	5.71
		PSH	38000.00	38400.00	37000.00	-1.04	2.70
3461102. KISAN UREA	MT.	LAH	36500.00	36500.00	34600.00	0.00	5.49
		FAS	37400.00	37600.00	36600.00	-0.53	2.19
		MUL	36200.00	36400.00	32600.00	-0.55	11.04
		GUJ	35000.00	36500.00	34000.00	-4.11	2.94
3461401. CALCIUM AMMONIUM NITRATE	MT.	PSH	37600.00	37600.00	35800.00	0.00	5.03
		LAH	32500.00	32500.00	29400.00	0.00	10.54
		FAS	33000.00	31600.00	32000.00	4.43	3.13
		MUL	30400.00	31600.00	28600.00	-3.80	6.29
3462101. SINGLE SUPPER PHOSPHATE (GR) 18PC	MT.	GUJ	30000.00	30000.00	30000.00	0.00	0.00
		PSH	31000.00	31000.00	31000.00	0.00	0.00
		LAH	20000.00	20000.00	25400.00	0.00	-21.26
		FAS	19000.00	20000.00	20000.00	-5.00	-5.00
3462102. SINGLE SUPER PHOSPHATE (PD) 18PC	MT.	MUL	17600.00	17400.00	18600.00	1.15	-5.38
		GUJ	18000.00	18000.00	18000.00	0.00	0.00
		PSH	20000.00	20000.00	21000.00	0.00	-4.76
		FAS	21950.00	21950.00	21950.00	0.00	0.00
3462103. TRIPLE SUPER PHOSPHATE (GR)	MT.	MUL	21900.00	21900.00	21900.00	0.00	0.00
		GUJ	22000.00	22000.00	22000.00	0.00	0.00
		PSH	25100.00	25100.00	25100.00	0.00	0.00
		FAS	61750.00	61750.00	61750.00	0.00	0.00
3463201. SULPHATE OF POTASH	MT.	LAH	61850.00	61850.00	61850.00	0.00	0.00
		MUL	62050.00	62050.00	62050.00	0.00	0.00
		GUJ	66000.00	66000.00	68000.00	0.00	-2.94
		PSH	60000.00	60000.00	60000.00	0.00	0.00
3464101. NITRO PHOSPHATE	MT.	LAH	97000.00	97000.00	78400.00	0.00	23.72
		MUL	83600.00	83600.00	82600.00	0.00	1.21
		KSR	97000.00	97000.00	82000.00	0.00	18.29
		LAH	50000.00	50000.00	50000.00	0.00	0.00
		FAS	52000.00	51600.00	50000.00	0.78	4.00
		MUL	49600.00	49600.00	47200.00	0.00	5.08
		GUJ	49000.00	50000.00	51000.00	-2.00	-3.92
		PSH	52400.00	51000.00	52000.00	2.75	0.77

Contd.

7.10 Intercity Wholesale Prices of Selected Commodities

Group/Commodity/Item Specification	Unit	City	Prices (Rs.)			% Change in Oct.,2014		
						Over		
			Oct., 2014	Sept., 2014	Oct., 2013	Sept., 2014	Oct., 2013	
3464201. DIA-AMMONIUM PHOSPHATE	MT.	LAH	73000.00	73000.00	80000.00	0.00	-8.75	
		FAS	73000.00	72600.00	73000.00	0.55	0.00	
		MUL	71600.00	71600.00	71000.00	0.00	0.85	
		GUJ	70000.00	70000.00	68000.00	0.00	2.94	
		PSH	74000.00	70000.00	72000.00	5.71	2.78	
3464401. NITROGEN PHOSPHATE AND POTACIUM(NPK)	MT.	LAH	63000.00	63000.00	64000.00	0.00	-1.56	
		GUJ	60000.00	59000.00	62000.00	1.69	-3.23	
		SAR	59700.00	58875.00	62920.00	1.40	-5.12	
		HYD	61680.00	61680.00	61760.00	0.00	-0.13	
080. Pesticides								
3466101. THIODAN 35 EC(AGRICULTURE) 1 LTR	BOTTLE	LAH	580.00	580.00	580.00	0.00	0.00	
		FAS	1050.00	1050.00	960.00	0.00	9.38	
		MUL	1150.00	1150.00	850.00	0.00	35.29	
		SAR	875.00	875.00	850.00	0.00	2.94	
		GJT	500.00	500.00	500.00	0.00	0.00	
		KAR	96.85	96.85	0.00	0.00	-----	
		HYD	750.00	750.00	750.00	0.00	0.00	
		MPK	600.00	600.00	600.00	0.00	0.00	
3466102. DURSABAN TC(TERMICIDE CONC.)	BOTTLE	LAH	1050.00	1050.00	1050.00	0.00	0.00	
		FAS	1265.00	1265.00	1265.00	0.00	0.00	
		MUL	1550.00	1550.00	1450.00	0.00	6.90	
		SAR	1000.00	1000.00	1000.00	0.00	0.00	
3466103. SARSABZ (VEGETABLES) 1 LTR.	BOTTLE	LAH	210.00	210.00	210.00	0.00	0.00	
		FAS	360.00	360.00	360.00	0.00	0.00	
		MUL	600.00	600.00	230.00	0.00	160.87	
		SAR	250.00	250.00	250.00	0.00	0.00	
3466104. MALATHION (ALL ANIMALS) 1 LTR.	BOTTLE	LAH	400.00	400.00	400.00	0.00	0.00	
		LAH	800.00	800.00	470.00	0.00	70.21	
		FAS	1300.00	1300.00	980.00	0.00	32.65	
		GUJ	800.00	800.00	800.00	0.00	0.00	
GJT	800.00	800.00	800.00	0.00	0.00			
	081. Insecticides							
	3471001. L-D POLYTHYLENE	LB.	KAR	101.44	100.00	96.31	1.44	5.33
3473001. POLYSTRENE GP.	55 LB.	KAR	6318.00	6318.00	3691.00	0.00	71.17	
082. Paints & Varnishes								
3511001. SYN CLEAR VARNISH (BUXLYS)	3 LTR.	LAH	1050.00	1050.00	850.00	0.00	23.53	
		KAR	1020.00	1020.00	1020.00	0.00	0.00	
3511002. SYN CLEAR VARNISH (BERGER)	3 LTR.	LAH	1150.00	1150.00	890.00	0.00	29.21	
		KAR	1210.00	1210.00	1210.00	0.00	0.00	
3511003. SYN ENAMEL VIP (BERGER)	3.6 LTR	LAH	1700.00	1700.00	1575.00	0.00	7.94	
		RAW	1355.00	1355.00	1155.00	0.00	17.32	
		KAR	1440.00	1440.00	1440.00	0.00	0.00	
3511004. SYN ENAMEL 413 (BUXLYS)	3.6 LTR	LAH	1370.00	1370.00	1260.00	0.00	8.73	
		RAW	1345.00	1345.00	1162.50	0.00	15.70	
		KAR	1440.00	1440.00	1440.00	0.00	0.00	
3511005. VIP PLASTIC EMULSION (BERGER)	4 LTR.	LAH	1750.00	1750.00	1425.00	0.00	22.81	
		RAW	1575.00	1575.00	1372.50	0.00	14.75	
		KAR	1250.00	1100.00	850.00	13.64	47.06	
3511006. PLASTIC BOUND DISTEMPER(BUXLYS)	6 KG.	LAH	1210.00	1210.00	1210.00	0.00	0.00	
		RAW	1025.00	1025.00	845.00	0.00	21.30	
		KAR	950.00	950.00	760.00	0.00	25.00	
3511007. ICI PLASTIC EMULSION	4 LTR	LAH	1800.00	1800.00	1460.00	0.00	23.29	
		RAW	1725.00	1725.00	1540.00	0.00	12.01	
		KAR	1620.00	1620.00	1620.00	0.00	0.00	
083. Medicines								
3526001. PANADOL TAB. (200)	PACKET	LAH	153.00	153.00	153.00	0.00	0.00	
		RAW	165.00	165.00	165.00	0.00	0.00	
		MUL	153.00	153.00	153.00	0.00	0.00	

Contd.

7.10 Intercity Wholesale Prices of Selected Commodities

Group/Commodity/Item Specification	Unit	City	Prices (Rs.)			% Change in Oct.,2014	
						Over	
			Oct., 2014	Sept., 2014	Oct., 2013	Sept., 2014	Oct., 2013
3526002. DISPRIN TAB. (600)	PACKET	KAR	165.00	165.00	187.20	0.00	-11.86
		MPK	153.00	153.00	153.00	0.00	0.00
		PSH	160.00	160.00	155.00	0.00	3.23
		QTA	180.00	180.00	180.00	0.00	0.00
		LAH	525.00	525.00	525.00	0.00	0.00
		RAW	372.50	372.50	372.50	0.00	0.00
		MUL	510.00	510.00	510.00	0.00	0.00
		KAR	459.00	459.00	459.00	0.00	0.00
3526003. FLAGYL TAB. (200)	PACKET	MPK	360.00	360.00	360.00	0.00	0.00
		PSH	516.00	516.00	516.00	0.00	0.00
		QTA	440.00	440.00	440.00	0.00	0.00
		LAH	170.00	170.00	170.00	0.00	0.00
		RAW	255.00	255.00	255.00	0.00	0.00
		MUL	270.00	270.00	255.00	0.00	5.88
		KAR	260.00	260.00	260.00	0.00	0.00
		MPK	260.00	260.00	260.00	0.00	0.00
3526004. VENTOLIN TAB.(100)	PACKET	PSH	283.00	283.00	172.00	0.00	64.53
		QTA	180.00	180.00	170.00	0.00	5.88
		LAH	82.00	82.00	73.10	0.00	12.18
		RAW	73.00	73.00	73.00	0.00	0.00
		MUL	121.00	121.00	105.20	0.00	15.02
		KAR	86.53	86.53	86.53	0.00	0.00
		MPK	73.20	73.20	73.20	0.00	0.00
		PSH	72.00	72.00	74.00	0.00	-2.70
3526005. DAONIL TAB. (60)	PACKET	QTA	80.00	80.00	73.20	0.00	9.29
		LAH	75.12	75.12	75.12	0.00	0.00
		RAW	86.50	86.50	75.00	0.00	15.33
		MUL	86.31	86.31	75.05	0.00	15.00
		KAR	88.00	88.00	88.00	0.00	0.00
		MPK	76.00	76.00	76.00	0.00	0.00
		PSH	90.00	90.00	78.00	0.00	15.38
		QTA	90.00	90.00	88.00	0.00	2.27
3526006. ENTOX TAB. (100)	PACKET	LAH	87.50	87.50	87.50	0.00	0.00
		RAW	73.00	73.00	73.00	0.00	0.00
		MUL	85.00	85.00	85.00	0.00	0.00
		KAR	100.00	100.00	100.00	0.00	0.00
		MPK	85.00	85.00	85.00	0.00	0.00
		PSH	100.00	100.00	86.00	0.00	16.28
		QTA	85.00	85.00	85.00	0.00	0.00
		LAH	622.00	622.00	622.00	0.00	0.00
3526007. CALCIUM TAB. 1000 SANDOZ	06 BOTT	RAW	620.00	620.00	620.00	0.00	0.00
		MUL	622.20	622.20	622.20	0.00	0.00
		KAR	732.00	732.00	732.00	0.00	0.00
		MPK	520.00	520.00	520.00	0.00	0.00
		PSH	630.00	630.00	630.00	0.00	0.00
		QTA	636.00	425.00	425.00	49.65	49.65
		LAH	87.56	87.56	87.56	0.00	0.00
		RAW	99.50	99.50	90.00	0.00	10.56
3526008. RENITEC TAB. 5 MG. (20)	PACKET	MUL	99.45	99.45	87.50	0.00	13.66
		KAR	100.00	100.00	100.00	0.00	0.00
		MPK	88.00	88.00	88.00	0.00	0.00
		PSH	105.30	105.30	87.30	0.00	20.62
		QTA	102.00	112.00	87.00	-8.93	17.24
		LAH	150.00	150.00	150.00	0.00	0.00
		RAW	120.00	120.00	120.00	0.00	0.00
		MUL	153.00	153.00	150.00	0.00	2.00
3526009. CARMINA (150 TABLETS)	06 BOTT	KAR	180.00	180.00	156.00	0.00	15.38
		PSH	170.00	170.00	120.00	0.00	41.67

Contd.

7.10 Intercity Wholesale Prices of Selected Commodities

Group/Commodity/Item Specification	Unit	City	Prices (Rs.)			% Change in Oct.,2014	
						Over	
			Oct., 2014	Sept., 2014	Oct., 2013	Sept., 2014	Oct., 2013
3526010. SUALIN (250 TAB.) STRIP	EACH	LAH	68.75	68.75	68.75	0.00	0.00
		RAW	78.00	78.00	78.00	0.00	0.00
		KAR	132.00	132.00	132.00	0.00	0.00
3526011. SANCOS SYRUP 60 MG.	06 BOTT	PSH	150.00	150.00	150.00	0.00	0.00
		LAH	331.50	331.50	331.50	0.00	0.00
		RAW	142.50	137.00	137.00	4.01	4.01
		MUL	280.50	280.50	280.50	0.00	0.00
		KAR	160.00	156.00	156.00	2.56	2.56
		MPK	285.00	285.00	285.00	0.00	0.00
3526012. PHENRGONE SYRUP 120 MG	06 BOTT	PSH	300.00	300.00	300.00	0.00	0.00
		QTA	287.00	275.00	275.00	4.36	4.36
		LAH	179.66	179.66	179.66	0.00	0.00
		RAW	168.00	168.00	142.00	0.00	18.31
		MUL	168.30	168.30	153.00	0.00	10.00
		KAR	198.00	198.00	198.00	0.00	0.00
3526013. CALPOL SYRUP	06 BOTT	MPK	170.00	170.00	170.00	0.00	0.00
		PSH	170.28	170.28	170.00	0.00	0.16
		QTA	195.00	195.00	195.00	0.00	0.00
		LAH	135.00	135.00	135.00	0.00	0.00
		RAW	143.00	143.00	132.00	0.00	8.33
		MUL	127.50	127.50	127.50	0.00	0.00
3526014. HYDERLIN SYRUP	06 BOTT	KAR	150.00	150.00	150.00	0.00	0.00
		MPK	214.20	214.20	129.00	0.00	66.05
		PSH	144.48	144.48	129.00	0.00	12.00
		QTA	125.00	125.00	125.00	0.00	0.00
		LAH	300.90	300.90	300.90	0.00	0.00
		RAW	327.50	327.50	158.00	0.00	107.28
3526015. SAFI HAMDARD 100 ML	06 BOTT	MUL	316.20	316.20	300.90	0.00	5.08
		KAR	312.00	312.00	312.00	0.00	0.00
		MPK	312.00	312.00	312.00	0.00	0.00
		PSH	342.00	342.00	305.00	0.00	12.13
		QTA	378.00	378.00	300.90	0.00	25.62
		LAH	228.00	228.00	228.00	0.00	0.00
3526016. HONEY TUBE (HAMDARD)	06 TUBE	RAW	216.00	216.00	216.00	0.00	0.00
		MUL	210.00	210.00	210.00	0.00	0.00
		KAR	276.00	276.00	255.00	0.00	8.24
		PSH	240.00	240.00	240.00	0.00	0.00
		QTA	193.00	193.00	193.00	0.00	0.00
		LAH	300.00	204.00	204.00	47.06	47.06
3526017. BETNOVATE-N OINTMENT	06 TUBE	KAR	552.00	552.00	510.00	0.00	8.24
		MPK	516.00	516.00	516.00	0.00	0.00
		PSH	480.00	480.00	480.00	0.00	0.00
		QTA	534.00	534.00	185.00	0.00	188.65
		LAH	153.12	153.12	153.12	0.00	0.00
		RAW	148.00	148.00	148.00	0.00	0.00
3526018. BURNOL	06 TUBE	MUL	170.04	170.04	147.90	0.00	14.97
		KAR	168.00	168.00	148.00	0.00	13.51
		MPK	156.00	156.00	156.00	0.00	0.00
		PSH	150.00	150.00	150.00	0.00	0.00
		QTA	162.00	162.00	162.00	0.00	0.00
		LAH	85.08	85.08	85.08	0.00	0.00
	06 TUBE	RAW	82.00	82.00	82.00	0.00	0.00
		MUL	82.00	82.00	81.60	0.00	0.49
		KAR	96.00	96.00	96.00	0.00	0.00
		MPK	81.60	81.60	81.60	0.00	0.00
		PSH	87.00	87.00	87.00	0.00	0.00
		QTA	81.00	81.00	81.00	0.00	0.00

Contd.

7.10 Intercity Wholesale Prices of Selected Commodities

Group/Commodity/Item Specification	Unit	City	Prices (Rs.)			% Change in Oct.,2014	
						Over	
			Oct., 2014	Sept., 2014	Oct., 2013	Sept., 2014	Oct., 2013
3526019. O.R.S.FLAVOURED (SEARLE)	DOZEN	LAH	110.00	110.00	108.00	0.00	1.85
		RAW	163.50	163.50	163.50	0.00	0.00
		MUL	173.40	173.40	153.80	0.00	12.74
		KAR	174.00	174.00	137.70	0.00	26.36
		PSH	154.80	154.80	154.80	0.00	0.00
		QTA	156.00	350.00	350.00	-55.43	-55.43
3526020. JOSHANDA HAMDARD	DOZEN	LAH	276.00	276.00	59.00	0.00	367.80
		MUL	216.00	216.00	62.40	0.00	246.15
		KAR	264.00	264.00	220.00	0.00	20.00
		MPK	123.84	123.84	123.84	0.00	0.00
		PSH	82.00	60.00	48.00	36.67	70.83
		QTA	221.00	221.00	85.00	0.00	160.00
3526021. COTTON BANDAGE 2" SIZE	06 NO.S	LAH	39.00	39.00	39.00	0.00	0.00
		RAW	48.00	48.00	48.00	0.00	0.00
		MUL	24.00	24.00	24.00	0.00	0.00
		KAR	30.00	30.00	28.50	0.00	5.26
		MPK	54.00	54.00	54.00	0.00	0.00
		PSH	22.00	22.00	22.00	0.00	0.00
084. Soaps & Detergents							
3532101. LIFE BOUY SOAP (125 GM.)	DOZ.	LAH	401.00	401.00	401.00	0.00	0.00
		RAW	377.50	377.50	377.50	0.00	0.00
		KSR	401.00	401.00	401.00	0.00	0.00
		KAR	396.00	396.00	396.00	0.00	0.00
		PSH	420.00	420.00	400.00	0.00	5.00
		QTA	370.00	370.00	360.00	0.00	2.78
3532102. LUX-STD. (70 GM.)	DOZ.	LAH	383.00	383.00	383.00	0.00	0.00
		RAW	361.00	361.00	361.00	0.00	0.00
		KAR	384.00	384.00	360.00	0.00	6.67
		PSH	380.00	380.00	342.50	0.00	10.95
		QTA	360.00	360.00	330.00	0.00	9.09
3532201. SUPER ACTIVE SURF (130 GM.)	DOZ.	LAH	230.00	230.00	228.00	0.00	0.88
		MUL	229.16	229.16	229.16	0.00	0.00
		KAR	232.00	232.00	232.00	0.00	0.00
		SKR	248.88	248.88	229.20	0.00	8.59
3532202. ARIEL (100 GM)	DOZ.	LAH	230.00	230.00	300.00	0.00	-23.33
		GUJ	228.00	228.00	228.00	0.00	0.00
		KAR	163.00	156.00	156.00	4.49	4.49
		MPK	180.00	180.00	180.00	0.00	0.00
3532203. VIM DETERGENT POLY BAG (1000 G.)	DOZ.	LAH	750.00	750.00	630.00	0.00	19.05
		RAW	715.00	715.00	595.00	0.00	20.17
		KAR	640.00	540.00	540.00	18.52	18.52
		SKR	720.00	840.00	630.67	-14.29	14.16
		PSH	680.00	680.00	648.00	0.00	4.94
		MNG	516.00	516.00	516.00	0.00	0.00
3532204. MAXIMUM POWER BRITE POLYBAG(400GM)	DOZ.	QTA	624.00	486.00	486.00	28.40	28.40
		LAH	1404.00	1404.00	1020.00	0.00	37.65
		RAW	862.50	862.50	862.50	0.00	0.00
		KAR	1060.00	1020.00	1020.00	3.92	3.92
		MPK	1416.00	1416.00	1250.00	0.00	13.28
3532205. EXPRESS DETERGENT(1000GM)	DOZ.	PSH	1325.00	1325.00	1325.00	0.00	0.00
		KAR	1328.00	1128.00	1128.00	17.73	17.73
3532206. WASHING SOAP BETA/SUFI/GUY	DOZ.	LAH	5720.00	5720.00	5580.00	0.00	2.51
		RAW	3825.00	3825.00	3625.00	0.00	5.52
		KSR	5580.00	5580.00	5580.00	0.00	0.00
		SKR	3440.00	3440.00	5332.80	0.00	-35.49
		PSH	6100.00	6100.00	5500.00	0.00	10.91

Contd.

7.10 Intercity Wholesale Prices of Selected Commodities

Group/Commodity/Item Specification	Unit	City	Prices (Rs.)			% Change in Oct.,2014	
						Over	
			Oct., 2014	Sept., 2014	Oct., 2013	Sept., 2014	Oct., 2013
3532207. WASHING SOAP NYLON 101 CAKE	DOZ.	LAH	269.00	269.00	269.00	0.00	0.00
		RAW	237.50	237.50	227.50	0.00	4.40
		SAR	320.00	320.00	432.00	0.00	-25.93
		BNU	190.00	190.00	180.00	0.00	5.56
		QTA	300.00	300.00	300.00	0.00	0.00
3532301. TOOTHPASTE MACLEAN'S (LARGE SIZE)	DOZ.	RAW	575.00	575.00	575.00	0.00	0.00
		KAR	1080.00	1080.00	1080.00	0.00	0.00
3532302. TOOTHPASTE FARHAN'S (STD. SIZE)	DOZ.	KAR	492.00	492.00	492.00	0.00	0.00
3532303. TALC SAMSOL/SWISS MISS (STD.SIZE)	DOZ.	RAW	565.00	565.00	565.00	0.00	0.00
		KAR	1092.00	1092.00	1092.00	0.00	0.00
3532304. PONDS COLD CREAM (MED SIZE.)	DOZ.	LAH	1200.00	1200.00	1200.00	0.00	0.00
		RAW	1127.50	1127.50	1067.50	0.00	5.62
		KAR	1109.00	1109.00	1105.00	0.00	0.36
3532305. PONDS VANISHING CREAM (MED SIZE)	DOZ.	LAH	2450.00	2450.00	2450.00	0.00	0.00
		RAW	1127.50	1127.50	1067.50	0.00	5.62
		KAR	1009.00	1009.00	1004.00	0.00	0.50
3532306. ADMIRAL SHAVING CREAM (MED.SIZE)	DOZ.	LAH	600.00	564.00	564.00	6.38	6.38
		RAW	625.00	625.00	605.00	0.00	3.31
		KAR	600.00	600.00	600.00	0.00	0.00
3532307. HAIR BRYL CREAM (MED. SIZE).	DOZ.	RAW	1125.00	1125.00	1125.00	0.00	0.00
		KAR	940.00	940.00	940.00	0.00	0.00
3532308. JOHNSON'S BABY POWDER/MOTHER CARE	DOZ.	KAR	730.00	730.00	730.00	0.00	0.00
3532309. SUN SILK SHAMPOO LOCAL 10 ML.	DOZ.	RAW	51.00	51.00	51.00	0.00	0.00
		KAR	55.00	55.00	58.00	0.00	-5.17
085. Auto Tyres							
3611101. AUTO TYRE GEN/SUZ/ALTO/MEHRAN	EACH	LAH	2700.00	2700.00	2700.00	0.00	0.00
		RAW	3075.00	3075.00	2975.00	0.00	3.36
		KAR	2850.00	2850.00	1650.00	0.00	72.73
3611201. MOTOR CYCLE TYRE YAMAHA-100	EACH	LAH	1280.00	1280.00	1280.00	0.00	0.00
		RAW	962.50	962.50	962.50	0.00	0.00
		KAR	1200.00	1200.00	1200.00	0.00	0.00
3611202. MOTOR CYCLE TYRE HONDA CD-70	EACH	LAH	860.00	860.00	860.00	0.00	0.00
		RAW	962.50	962.50	962.50	0.00	0.00
		KAR	1200.00	1200.00	1200.00	0.00	0.00
3611203. MOTOR CYCLE TYRE SUZUKI 80 CC.	EACH	LAH	960.00	960.00	960.00	0.00	0.00
		RAW	937.50	937.50	937.50	0.00	0.00
		KAR	1200.00	1200.00	1200.00	0.00	0.00
3611204. CYCLE TYRE SERVIS (28x1/2")	EACH	LAH	250.00	250.00	250.00	0.00	0.00
		KAR	200.00	200.00	200.00	0.00	0.00
3611205. CYCLE TYRE DIAMOND (28x1/2")	EACH	LAH	300.00	300.00	300.00	0.00	0.00
		RAW	287.50	287.50	265.00	0.00	8.49
		KAR	200.00	200.00	200.00	0.00	0.00
3611401. AUTO TUBE GEN/SUZ/ALTO/MEHRAN	EACH	LAH	270.00	270.00	270.00	0.00	0.00
		RAW	295.00	295.00	295.00	0.00	0.00
		KAR	322.50	322.50	322.50	0.00	0.00
3611402. MOTOR CYCLE TUBE YAMAHA-100	EACH	LAH	185.00	185.00	185.00	0.00	0.00
		RAW	192.50	192.50	192.50	0.00	0.00
		KAR	257.50	257.50	247.50	0.00	4.04
3611403. MOTOR CYCLE TUBE HONDA CD-70	EACH	LAH	175.00	175.00	175.00	0.00	0.00
		RAW	192.50	192.50	192.50	0.00	0.00
		KAR	257.50	257.50	247.50	0.00	4.04
3611404. MOTOR CYCLE TUBE SUZUKI 80 CC.	EACH	LAH	195.00	195.00	195.00	0.00	0.00
		KAR	252.50	252.50	247.50	0.00	2.02
3611405. CYCLE TUBES SERVIS (28x1/2)	EACH	LAH	105.00	105.00	105.00	0.00	0.00
		KAR	130.00	130.00	130.00	0.00	0.00
3611406. CYCLE TUBES DIAMOND (28x1/2)	EACH	LAH	115.00	115.00	115.00	0.00	0.00
		RAW	92.50	92.50	92.50	0.00	0.00
		KAR	125.00	125.00	125.00	0.00	0.00

Contd.

7.10 Intercity Wholesale Prices of Selected Commodities

Group/Commodity/Item Specification	Unit	City	Prices (Rs.)			% Change in Oct.,2014	
						Over	
			Oct., 2014	Sept., 2014	Oct., 2013	Sept., 2014	Oct., 2013
086. Plastic Products							
3694001. WATER COOLER 9 LTR.	EACH	LAH	400.00	400.00	360.00	0.00	11.11
		KAR	465.00	465.00	380.00	0.00	22.37
		PSH	450.00	450.00	450.00	0.00	0.00
		QTA	410.00	410.00	410.00	0.00	0.00
3694002. BUCKET MED. SIZE	EACH	LAH	245.00	245.00	245.00	0.00	0.00
		GUJ	225.00	225.00	225.00	0.00	0.00
		GJT	220.00	220.00	220.00	0.00	0.00
		KAR	270.00	270.00	270.00	0.00	0.00
		PSH	355.00	355.00	320.00	0.00	10.94
		QTA	235.00	235.00	235.00	0.00	0.00
3694003. DINNER SET PLASTIC 42/48/52 PIECES	EACH	LAH	1975.00	1975.00	1625.00	0.00	21.54
		RAW	4600.00	4600.00	3550.00	0.00	29.58
		MUL	2450.00	2450.00	2450.00	0.00	0.00
		KAR	1925.00	1925.00	1925.00	0.00	0.00
		PSH	2100.00	2100.00	1300.00	0.00	61.54
		MNG	3000.00	3000.00	3000.00	0.00	0.00
3694004. HOT POT PLASTIC 3 PIECES	EACH	LAH	1225.00	1225.00	1125.00	0.00	8.89
		SKT	1000.00	660.00	660.00	51.52	51.52
		KAR	875.00	772.50	772.50	13.27	13.27
		PSH	1350.00	975.00	875.00	38.46	54.29
		QTA	1050.00	830.00	830.00	26.51	26.51
3694005. THERMOS STARVAC 1 LTR.	EACH	LAH	350.00	350.00	315.00	0.00	11.11
		GUJ	400.00	400.00	400.00	0.00	0.00
		KAR	420.00	420.00	420.00	0.00	0.00
		QTA	300.00	300.00	300.00	0.00	0.00
		087. Glass sheets					
3711401. PL. GLASS SHEET 3 MM ABOVE 1 SQ.M	SQ.MTR.	LAH	335.00	335.00	335.00	0.00	0.00
		RAW	325.00	325.00	295.00	0.00	10.17
		KAR	435.00	435.00	435.00	0.00	0.00
		PSH	425.00	425.00	425.00	0.00	0.00
3711402. FIG.GLASS SHEET ABOVE 1 SQ.M	SQ.MTR.	LAH	247.50	247.50	247.50	0.00	0.00
		RAW	285.00	285.00	242.50	0.00	17.53
		KAR	465.00	465.00	465.00	0.00	0.00
		PSH	968.00	968.00	968.00	0.00	0.00
088. Other Glass Articles							
3719101. JAR 4 LTR. LOCAL/FANCY/SILKY	DOZ.	RAW	887.50	887.50	737.50	0.00	20.34
		KAR	710.00	710.00	710.00	0.00	0.00
3719301. TUMBLER 200 ML. FANCY (OMROC)	DOZ.	RAW	310.00	310.00	282.50	0.00	9.73
		KAR	575.00	575.00	575.00	0.00	0.00
3719302. JUG DIAMOND 1.2 LTR. FANCY (OMROC)	DOZ.	LAH	1775.00	1450.00	1320.00	22.41	34.47
		RAW	1337.50	1337.50	1175.00	0.00	13.83
		KAR	1730.00	1730.00	1730.00	0.00	0.00
3719303. TEA CUP SAUCER WHITE	DOZ.	LAH	600.00	450.00	380.00	33.33	57.89
		RAW	887.50	887.50	787.50	0.00	12.70
		KAR	662.50	535.00	535.00	23.83	23.83
089. Ceramics & Sanitary Fixture							
3721001. EUROPEAN W/C (02/03) STD WHITE	EACH	LAH	1400.00	1400.00	1400.00	0.00	0.00
		RAW	1175.00	1175.00	1025.00	0.00	14.63
		GJT	1400.00	1400.00	1850.00	0.00	-24.32
		KAR	1450.00	1250.00	800.00	16.00	81.25
		PSH	4100.00	4100.00	3000.00	0.00	36.67
3721002. EUROPEAN W.C. (02/03)STD COLOUR	EACH	LAH	1500.00	1500.00	1500.00	0.00	0.00
		RAW	1275.00	1275.00	1125.00	0.00	13.33
		GJT	1600.00	1600.00	1950.00	0.00	-17.95
		KAR	1550.00	1350.00	820.00	14.81	89.02
3721003. ASIAN W.C. WHITE 18/22"	EACH	LAH	1250.00	1250.00	1250.00	0.00	0.00
		RAW	1275.00	1275.00	1125.00	0.00	13.33

Contd.

7.10 Intercity Wholesale Prices of Selected Commodities

Group/Commodity/Item Specification	Unit	City	Prices (Rs.)			% Change in Oct.,2014	
						Over	
			Oct., 2014	Sept., 2014	Oct., 2013	Sept., 2014	Oct., 2013
		GJT	1250.00	1250.00	825.00	0.00	51.52
		KAR	875.00	725.00	360.00	20.69	143.06
		PSH	1050.00	1050.00	880.00	0.00	19.32
3721004. ASIAN W.C. WHITE 15/22"	EACH	LAH	1150.00	1150.00	925.00	0.00	24.32
		RAW	1187.50	1187.50	1025.00	0.00	15.85
		GJT	1050.00	1050.00	675.00	0.00	55.56
		KAR	825.00	662.50	400.00	24.53	106.25
		PSH	900.00	900.00	850.00	0.00	5.88
3721005. ASIAN W.C. COLOURED 18/22"	EACH	LAH	1700.00	1700.00	1100.00	0.00	54.55
		RAW	1475.00	1475.00	1325.00	0.00	11.32
		GUJ	1800.00	1800.00	1350.00	0.00	33.33
		GJT	1450.00	1450.00	875.00	0.00	65.71
		KAR	975.00	875.00	420.00	11.43	132.14
		PSH	980.00	980.00	950.00	0.00	3.16
3721006. ASIAN W.C. COLOURED 15/22"	EACH	LAH	1250.00	1250.00	950.00	0.00	31.58
		RAW	1275.00	1275.00	1125.00	0.00	13.33
		GUJ	1700.00	1700.00	1200.00	0.00	41.67
		GJT	1250.00	1250.00	725.00	0.00	72.41
		KAR	925.00	812.50	550.00	13.85	68.18
		PSH	870.00	870.00	820.00	0.00	6.10
3721007. WASH BASIN 50 CM WHITE STD.	EACH	LAH	1300.00	1300.00	1050.00	0.00	23.81
		RAW	1275.00	1275.00	1125.00	0.00	13.33
		GJT	1350.00	1350.00	850.00	0.00	58.82
		KAR	1050.00	950.00	770.00	10.53	36.36
		PSH	1480.00	1480.00	1400.00	0.00	5.71
3721008. WASH BASIN 50 CM LIGHT COLOUR	EACH	LAH	1300.00	1300.00	1050.00	0.00	23.81
		RAW	1375.00	1375.00	1175.00	0.00	17.02
		GJT	1150.00	1150.00	750.00	0.00	53.33
		KAR	1200.00	1025.00	880.00	17.07	36.36
		PSH	1550.00	1550.00	1550.00	0.00	0.00
3721009. SINK STAINLESS STEEL(KIT.)MED.SIZE	EACH	LAH	1250.00	1250.00	1100.00	0.00	13.64
		RAW	2475.00	2475.00	2175.00	0.00	13.79
		GUJ	1400.00	1400.00	1400.00	0.00	0.00
		KAR	1265.00	1265.00	1265.00	0.00	0.00
		PSH	1700.00	1400.00	1400.00	21.43	21.43
090. Bricks, Blocks & Tiles							
3732001. BRICKS	1000	LAH	8150.00	8150.00	7250.00	0.00	12.41
		RAW	7450.00	7450.00	6150.00	0.00	21.14
		GJT	7000.00	7000.00	6000.00	0.00	16.67
		KSR	8050.00	8050.00	7050.00	0.00	14.18
		HYD	4800.00	4800.00	4800.00	0.00	0.00
		SKR	5000.00	5000.00	5500.00	0.00	-9.09
		PSH	7500.00	7500.00	7100.00	0.00	5.63
		BNU	6000.00	6000.00	6000.00	0.00	0.00
		QTA	6250.00	6250.00	6250.00	0.00	0.00
3732002. CEMENT BLOCKS	1000	KAR	19600.00	19600.00	19600.00	0.00	0.00
3732003. TILES PLAIN WHITE 8 X 10"	SQ.MTR	LAH	525.00	525.00	500.00	0.00	5.00
		RAW	490.00	490.00	455.00	0.00	7.69
		MUL	800.00	750.00	650.00	6.67	23.08
		KAR	492.50	492.50	492.50	0.00	0.00
3732004. TILES PLAIN COLOURED 8 X 10"	SQ.MTR	LAH	555.00	555.00	555.00	0.00	0.00
		RAW	590.00	590.00	555.00	0.00	6.31
		MUL	825.00	825.00	700.00	0.00	17.86
		KAR	552.50	552.50	552.50	0.00	0.00
091. Cement							
3744001. CEMENT JAVEDAN (EX-FACTORY)	MT.	KAR	8460.00	8460.00	8460.00	0.00	0.00
3744002. CEMENT WHITE	MT.	LAH	18350.00	18350.00	18250.00	0.00	0.55
		RAW	18100.00	18100.00	18100.00	0.00	0.00

Contd.

7.10 Intercity Wholesale Prices of Selected Commodities

Group/Commodity/Item Specification	Unit	City	Prices (Rs.)			% Change in Oct.,2014	
						Over	
			Oct., 2014	Sept., 2014	Oct., 2013	Sept., 2014	Oct., 2013
		KAR	18500.00	18500.00	18500.00	0.00	0.00
		SKR	20000.00	20000.00	19125.00	0.00	4.58
3744003. SULP. RESISTING CEMENT(JAVEDAN)	MT.	KAR	9158.00	9158.00	9158.00	0.00	0.00
3744004. D.G. CEMENT (EX-FACTORY)	MT	LAH	9223.00	9043.00	8783.00	1.99	5.01
3744005. LUCKY CEMENT (EX-FACTORY)	MT	KAR	10110.00	10110.00	9010.00	0.00	12.21
3744006. FAUJI CEMENT(EX-FACTORY)	MT	RAW	9100.00	8815.00	8420.00	3.23	8.08
092. Bed Foam							
3815001. BED FOAM	EACH	LAH	3500.00	3500.00	3300.00	0.00	6.06
		RAW	4225.00	4225.00	3975.00	0.00	6.29
		GUJ	3000.00	3000.00	3000.00	0.00	0.00
		KAR	2600.00	2600.00	2600.00	0.00	0.00
		QTA	3200.00	3200.00	3200.00	0.00	0.00
3815002. BED FOAM COMMANDER 6.5" X 6" X5"	EACH	LAH	5200.00	5200.00	5200.00	0.00	0.00
		FAS	6900.00	6900.00	6900.00	0.00	0.00
		RAW	6225.00	6225.00	5975.00	0.00	4.18
		GJT	7600.00	7600.00	7600.00	0.00	0.00
		KAR	6000.00	6000.00	6000.00	0.00	0.00
		HYD	5950.00	5950.00	5950.00	0.00	0.00
093. Matches							
3899801. MATCHES (70-75 STICKS) 10 BOXES	PACKET	LAH	9.60	9.60	9.60	0.00	0.00
		RAW	9.40	9.40	9.40	0.00	0.00
		KAR	15.00	15.00	15.00	0.00	0.00
		SKR	15.00	15.00	15.00	0.00	0.00
		PSH	10.00	10.00	10.00	0.00	0.00
5. Metal Product, Machinery & Equipment							
094. Pig Iron							
4111101. PIG IRON	MT.	KAR	40000.00	40000.00	40000.00	0.00	0.00
095. Steel Bar & Sheets							
4126101. M.S. ROUND BAR 1/4"	MT.	LAH	80500.00	80500.00	75000.00	0.00	7.33
		RAW	83000.00	84000.00	79250.00	-1.19	4.73
		KAR	83500.00	81000.00	71000.00	3.09	17.61
		HYD	77800.00	81800.00	71800.00	-4.89	8.36
		PSH	80000.00	79000.00	78000.00	1.27	2.56
		QTA	82000.00	82000.00	75000.00	0.00	9.33
4126102. M.S. ROUND BAR 3/8"	MT.	LAH	80500.00	80500.00	75000.00	0.00	7.33
		RAW	83000.00	84000.00	78750.00	-1.19	5.40
		KAR	81500.00	80000.00	70000.00	1.88	16.43
		HYD	77800.00	81800.00	71800.00	-4.89	8.36
		PSH	81000.00	82000.00	78000.00	-1.22	3.85
		QTA	86000.00	86000.00	79000.00	0.00	8.86
4126103. M.S.ROUND BAR 1/2"	MT.	LAH	79500.00	79500.00	73500.00	0.00	8.16
		RAW	81750.00	82750.00	77750.00	-1.21	5.14
		KAR	81500.00	80000.00	69000.00	1.88	18.12
		HYD	77800.00	81800.00	71800.00	-4.89	8.36
		PSH	79900.00	81000.00	77000.00	-1.36	3.77
		QTA	85000.00	85000.00	78000.00	0.00	8.97
4126104. M.S. ROUND BAR 1"	MT.	LAH	79500.00	79500.00	73500.00	0.00	8.16
		RAW	81750.00	82750.00	77750.00	-1.21	5.14
		KAR	82500.00	81000.00	72000.00	1.85	14.58
		PSH	85000.00	85000.00	78000.00	0.00	8.97
4126105. M.S.RIBBED BAR 1/2" TO 1"	MT.	LAH	81750.00	81750.00	73000.00	0.00	11.99
		RAW	82750.00	83750.00	78750.00	-1.19	5.08
		KAR	83500.00	82000.00	71000.00	1.83	17.61
4126106. M.S.RIBBED BAR 3/8"	MT.	LAH	81750.00	81750.00	75000.00	0.00	9.00
		RAW	81750.00	82750.00	77750.00	-1.21	5.14
		KAR	84500.00	83000.00	72000.00	1.81	17.36
4126107. G.P.SHEET CUTTING JAPAN 24-30 BG	MT.	LAH	120000.00	120000.00	115000.00	0.00	4.35
		RAW	91500.00	92250.00	92750.00	-0.81	-1.35

Contd.

7.10 Intercity Wholesale Prices of Selected Commodities

Group/Commodity/Item Specification	Unit	City	Prices (Rs.)			% Change in Oct.,2014	
						Over	
			Oct., 2014	Sept., 2014	Oct., 2013	Sept., 2014	Oct., 2013
4126108. G.S.SHEET 24 G.GALV.	MT.	KAR	89000.00	89000.00	90000.00	0.00	-1.11
		PSH	112000.00	112000.00	122000.00	0.00	-8.20
		LAH	130000.00	130000.00	125000.00	0.00	4.00
		RAW	91500.00	92250.00	92750.00	-0.81	-1.35
		KAR	90000.00	90000.00	90000.00	0.00	0.00
		PSH	115000.00	115000.00	122000.00	0.00	-5.74
096. Pipe Fittings							
4129201. TEE 1/2"	DOZ.	LAH	410.00	410.00	300.00	0.00	36.67
		RAW	387.50	387.50	305.00	0.00	27.05
		KAR	372.00	372.00	300.00	0.00	24.00
		QTA	180.00	180.00	180.00	0.00	0.00
		LAH	475.00	475.00	400.00	0.00	18.75
4129202. TEE 3/4"	DOZ.	RAW	512.50	512.50	427.50	0.00	19.88
		KAR	516.00	516.00	440.00	0.00	17.27
		QTA	360.00	320.00	320.00	12.50	12.50
		LAH	275.00	275.00	200.00	0.00	37.50
		RAW	337.50	337.50	262.50	0.00	28.57
4129203. SOCKET 1/2"	DOZ.	KAR	234.00	234.00	212.50	0.00	10.12
		QTA	120.00	120.00	120.00	0.00	0.00
		LAH	365.00	365.00	300.00	0.00	21.67
		RAW	412.50	412.50	315.00	0.00	30.95
		KAR	348.00	348.00	265.00	0.00	31.32
4129204. SOCKET 3/4"	DOZ.	QTA	165.00	165.00	165.00	0.00	0.00
		LAH	660.00	660.00	605.00	0.00	9.09
		RAW	712.50	712.50	590.00	0.00	20.76
		KAR	804.00	804.00	732.50	0.00	9.76
		QTA	360.00	360.00	360.00	0.00	0.00
4129205. UNION 1/2"	DOZ.	LAH	755.00	755.00	705.00	0.00	7.09
		RAW	787.50	787.50	690.00	0.00	14.13
		KAR	1020.00	1020.00	927.50	0.00	9.97
		LAH	455.00	455.00	410.00	0.00	10.98
		RAW	687.50	687.50	562.50	0.00	22.22
4129206. UNION 3/4"	DOZ.	KAR	636.00	636.00	545.00	0.00	16.70
		QTA	300.00	300.00	300.00	0.00	0.00
		LAH	560.00	560.00	510.00	0.00	9.80
		RAW	712.50	712.50	587.50	0.00	21.28
		KAR	972.00	972.00	640.00	0.00	51.88
4129207. BAND 1/2"	DOZ.	QTA	480.00	480.00	480.00	0.00	0.00
		LAH	310.00	310.00	235.00	0.00	31.91
		RAW	412.50	412.50	322.50	0.00	27.91
		KAR	258.00	258.00	232.50	0.00	10.97
		QTA	165.00	165.00	165.00	0.00	0.00
4129208. BAND 3/4"	DOZ.	LAH	365.00	365.00	305.00	0.00	19.67
		RAW	462.50	462.50	375.00	0.00	23.33
		KAR	372.00	372.00	327.50	0.00	13.59
		QTA	192.00	192.00	192.00	0.00	0.00
097. Steel Products							
4291201. STAINLESS STEEL DEGCHI MED. SIZE	EACH	LAH	600.00	600.00	475.00	0.00	26.32
		GJT	455.00	455.00	455.00	0.00	0.00
		KAR	625.00	512.50	430.00	21.95	45.35
4291202. STAINLESS STEEL TABLE SPOON SUP.	EACH	LAH	350.00	350.00	285.00	0.00	22.81
		GJT	175.00	175.00	175.00	0.00	0.00
		KAR	260.00	260.00	260.00	0.00	0.00
4291203. STAINLESS STEEL PLATE LIGHT	DOZ.	LAH	700.00	700.00	670.00	0.00	4.48
		GJT	500.00	500.00	500.00	0.00	0.00
		KAR	780.00	780.00	772.00	0.00	1.04
4291204. PRESSURE COOKER 4 LTR.	EACH	LAH	1380.00	1380.00	1125.00	0.00	22.67
		GUJ	1000.00	1000.00	950.00	0.00	5.26

Contd.

7.10 Intercity Wholesale Prices of Selected Commodities

Group/Commodity/Item Specification	Unit	City	Prices (Rs.)			% Change in Oct.,2014	
						Over	
			Oct., 2014	Sept., 2014	Oct., 2013	Sept., 2014	Oct., 2013
		SKT	1200.00	850.00	850.00	41.18	41.18
		KAR	1625.00	1450.00	975.00	12.07	66.67
4291401. NEW TREET BLADE ORDINARY	1000	RAW	2375.00	2375.00	2375.00	0.00	0.00
		KAR	2900.00	2900.00	2900.00	0.00	0.00
4291402. TREET SAFETY RAZOR	DOZ.	LAH	1550.00	1550.00	1550.00	0.00	0.00
		KAR	1185.00	1185.00	1185.00	0.00	0.00
4291403. GILLET SAFETY RAZOR	DOZ.	LAH	342.00	342.00	342.00	0.00	0.00
		RAW	391.00	391.00	391.00	0.00	0.00
		KAR	280.00	280.00	350.00	0.00	-20.00
098. Engines & Motors							
4321901. HOLLOW S.MOTOR 326 UP-4.40 HP 46	EACH	LAH	144500.00	144500.00	144500.00	0.00	0.00
099. Vacuum Pumps							
4323001. MULTISTAGE C.PUMPS(PCM 80-3 15 H)	EACH	LAH	77500.00	77500.00	77500.00	0.00	0.00
4323002. MULTISTAGE C.PUMPS PCM 80-5 25 H)	EACH	LAH	109000.00	109000.00	109000.00	0.00	0.00
100. Air Conditioners							
4391201. PEL AIR CONDITONER 1.5 TON	EACH	LAH	38000.00	38000.00	27500.00	0.00	38.18
		RAW	36250.00	36250.00	36250.00	0.00	0.00
		KAR	42000.00	42000.00	42000.00	0.00	0.00
4391202. WAVES AIR CONDITIONER 1.5 TON.	EACH	LAH	42000.00	42000.00	30500.00	0.00	37.70
		RAW	37750.00	37750.00	37750.00	0.00	0.00
		GJT	35000.00	35000.00	35000.00	0.00	0.00
		KAR	41000.00	41000.00	41000.00	0.00	0.00
		HYD	40000.00	40000.00	40000.00	0.00	0.00
		QTA	39200.00	39200.00	39200.00	0.00	0.00
101. Cultivators							
4411201. CULTIVATOR (ORDINARY) 9 TIMES	EACH	GUJ	45000.00	45000.00	40125.00	0.00	12.15
4411202. CULTIVATOR (SPECIAL) 11 TIMES	EACH	GUJ	60000.00	60000.00	52125.00	0.00	15.11
102. Chuff Cutter							
4412301. CHUFF CUTTER	EACH	FAS	7000.00	7000.00	6800.00	0.00	2.94
103. Tractors							
4414101. TRACTOR MF-240	EACH	LAH	754000.00	754000.00	594462.50	0.00	26.84
4414102. TRACTOR MF-385	EACH	LAH	1223800.00	1223800.00	975741.50	0.00	25.42
104. Lathe Machines							
4421301. LATHE MACHINE 3' (PAK MADINA)	EACH	LAH	72500.00	72500.00	51750.00	0.00	40.10
4421302. LATHE MACHINE 4.5' (PAK MADINA)	EACH	LAH	100000.00	100000.00	74500.00	0.00	34.23
4421303. LATHE MACHINE 6.5' (PAK MADINA)	EACH	LAH	119000.00	119000.00	92500.00	0.00	28.65
4421304. LATHE MACHINE 10' (PAK MADINA)	EACH	LAH	222500.00	222500.00	187500.00	0.00	18.67
105. Concrete Mixture							
4444001. CONC.MIXER 7 NTR. 12HP. STAR.ENG	EACH	LAH	140000.00	140000.00	140000.00	0.00	0.00
4444002. CONC.MIXER 17 NTR. 24HP. STAR.ENG	EACH	LAH	210000.00	210000.00	210000.00	0.00	0.00
106. Fridge,WashM,SewM,Fans,Iron							
4481101. DAWLANCE 10 CFT. DOUBLE DOOR	EACH	LAH	28000.00	28000.00	24500.00	0.00	14.29
		RAW	23750.00	23750.00	23750.00	0.00	0.00
		KAR	31100.00	31100.00	25200.00	0.00	23.41
4481201. WASHING MACHINE NAT. PAK S.F.	EACH	LAH	5000.00	5000.00	4875.00	0.00	2.56
		GUJ	5550.00	5550.00	5550.00	0.00	0.00
		KAR	5000.00	5000.00	4800.00	0.00	4.17
		QTA	5500.00	5500.00	5500.00	0.00	0.00
4481202. WASHING MACHINE SINGER S.F.	EACH	LAH	9500.00	9500.00	8000.00	0.00	18.75
		RAW	9550.00	9550.00	8650.00	0.00	10.40
		KAR	10600.00	10600.00	10600.00	0.00	0.00
4481203. WASHING MACHINE DAWLANCE	EACH	LAH	9000.00	9000.00	7800.00	0.00	15.38
		FAS	8700.00	8700.00	8700.00	0.00	0.00
		GUJ	9400.00	9400.00	8000.00	0.00	17.50
		GJT	9400.00	9400.00	7800.00	0.00	20.51
		KAR	5400.00	5400.00	5200.00	0.00	3.85
		HYD	9000.00	9000.00	9000.00	0.00	0.00

Contd.

7.10 Intercity Wholesale Prices of Selected Commodities

Group/Commodity/Item Specification	Unit	City	Prices (Rs.)			% Change in Oct.,2014	
						Over	
			Oct., 2014	Sept., 2014	Oct., 2013	Sept., 2014	Oct., 2013
4481204. WASHING MACHINE SUPER ASIA	EACH	LAH	8000.00	8000.00	6500.00	0.00	23.08
		FAS	8800.00	8800.00	8200.00	0.00	7.32
		KAR	5000.00	5000.00	4900.00	0.00	2.04
		HYD	6500.00	6500.00	6500.00	0.00	0.00
4481401. SEWING MACHINE SINGER B.B. H.O	EACH	LAH	5691.00	5691.00	5300.00	0.00	7.38
		KAR	6200.00	5860.00	5375.00	5.80	15.35
4481402. SINGER ZIG ZAG MACHINE	EACH	LAH	13500.00	13500.00	12700.00	0.00	6.30
		KAR	11900.00	11900.00	11900.00	0.00	0.00
4481403. SEWING MACHINE SALIKA	EACH	LAH	4500.00	4500.00	4200.00	0.00	7.14
		KAR	5600.00	5600.00	5000.00	0.00	12.00
4481501. CEILING FAN MILLAT 48"	EACH	LAH	2300.00	2300.00	2300.00	0.00	0.00
		KAR	2400.00	2400.00	2400.00	0.00	0.00
4481502. CEILING FAN PAK 48"	EACH	LAH	2200.00	2200.00	2200.00	0.00	0.00
		GUJ	2400.00	2400.00	2400.00	0.00	0.00
		KAR	2400.00	2400.00	2400.00	0.00	0.00
4481503. CEILING FAN NATIONAL 56"	EACH	LAH	2200.00	2200.00	2000.00	0.00	10.00
		GUJ	2150.00	2150.00	2150.00	0.00	0.00
		GJT	2300.00	2300.00	2300.00	0.00	0.00
		KAR	2300.00	2300.00	2300.00	0.00	0.00
4481504. CEILING FAN YOUNIS 56"	EACH	LAH	2300.00	2300.00	2300.00	0.00	0.00
		FAS	2350.00	2350.00	2250.00	0.00	4.44
		GUJ	2350.00	2350.00	2350.00	0.00	0.00
		KAR	2400.00	2400.00	2400.00	0.00	0.00
		PSH	2550.00	2550.00	2450.00	0.00	4.08
4481505. PADESTAL FAN MILLAT 20"	EACH	KAR	3200.00	3200.00	3200.00	0.00	0.00
		LAH	3300.00	3300.00	2900.00	0.00	13.79
4481506. PADESTAL FAN PAK 20"	EACH	GJT	3400.00	3400.00	3400.00	0.00	0.00
		KAR	3200.00	3200.00	3200.00	0.00	0.00
		PSH	3550.00	3550.00	3350.00	0.00	5.97
		LAH	1600.00	1600.00	1500.00	0.00	6.67
4481507. EXHAUST FAN CLIMAX 12"	EACH	GUJ	1700.00	1700.00	1700.00	0.00	0.00
		KAR	1600.00	1600.00	1600.00	0.00	0.00
4481508. EXHAUST FAN MILLAT 12"	EACH	LAH	1500.00	1500.00	1400.00	0.00	7.14
4481509. EXHAUST FAN PAK. NATIONAL 12"	EACH	GUJ	1900.00	1900.00	1900.00	0.00	0.00
		GJT	1800.00	1800.00	1800.00	0.00	0.00
		KAR	1600.00	1600.00	1600.00	0.00	0.00
4481601. IRON NATIONAL PAK AUTOMATIC	EACH	LAH	400.00	400.00	350.00	0.00	14.29
		GUJ	850.00	850.00	850.00	0.00	0.00
		KAR	525.00	525.00	525.00	0.00	0.00
		PSH	800.00	800.00	500.00	0.00	60.00
4481602. IRON PHILIPS HD 1120/R	EACH	LAH	1250.00	1250.00	1250.00	0.00	0.00
		GUJ	2100.00	2100.00	2100.00	0.00	0.00
		KAR	1100.00	1100.00	850.00	0.00	29.41
107. Electric Wires							
4634001. FLEXIBLE WIRE 2999-14 0076	90 MTR.	LAH	525.00	525.00	462.50	0.00	13.51
		MUL	900.00	900.00	750.00	0.00	20.00
		KAR	890.00	890.00	865.00	0.00	2.89
		PSH	800.00	800.00	700.00	0.00	14.29
		QTA	505.00	505.00	505.00	0.00	0.00
4634002. PVC WIRE SINGLE CORE	90 MTR.	LAH	850.00	850.00	762.50	0.00	11.48
		MUL	1400.00	1400.00	1250.00	0.00	12.00
		KAR	890.00	890.00	850.00	0.00	4.71
		PSH	925.00	925.00	800.00	0.00	15.63
		QTA	600.00	600.00	600.00	0.00	0.00

Contd.

7.10 Intercity Wholesale Prices of Selected Commodities

Group/Commodity/Item Specification	Unit	City	Prices (Rs.)			% Change in Oct.,2014	
						Over	
			Oct., 2014	Sept., 2014	Oct., 2013	Sept., 2014	Oct., 2013
108. Lighting Equipments							
4653101. PHILIPS TL. LAMP 40 W.	EACH	GUJ	96.00	96.00	96.00	0.00	0.00
		GJT	96.00	96.00	96.00	0.00	0.00
		KAR	85.00	85.00	85.00	0.00	0.00
		PSH	97.50	97.50	95.00	0.00	2.63
		QTA	90.00	90.00	90.00	0.00	0.00
4653102. PHILIPS ELECTRIC BULB 100W(GLS)	100 BUL	LAH	2000.00	2000.00	1750.00	0.00	14.29
		RAW	2525.00	2525.00	2350.00	0.00	7.45
		KAR	2800.00	2800.00	2100.00	0.00	33.33
		PSH	2900.00	2900.00	2400.00	0.00	20.83
4653103. PHILIPS ENERGY SAVER 14 W (GLS)	EACH	LAH	110.00	110.00	110.00	0.00	0.00
		RAW	139.00	139.00	134.00	0.00	3.73
		KAR	155.00	155.00	142.50	0.00	8.77
		PSH	170.00	170.00	180.00	0.00	-5.56
		QTA	172.00	172.00	172.00	0.00	0.00
109. Radio & Television							
4731201. RADIO 3-5 BAND (CHINA BRAND)	EACH	LAH	175.00	175.00	175.00	0.00	0.00
		RAW	287.50	287.50	287.50	0.00	0.00
		KAR	325.00	325.00	325.00	0.00	0.00
4731301. PHILIPS COLOUR TV. 14"	EACH	LAH	8150.00	8150.00	8150.00	0.00	0.00
		RAW	8250.00	8250.00	8250.00	0.00	0.00
		KAR	8400.00	8400.00	8400.00	0.00	0.00
4731302. L.G.COLOUR TV. 14"	EACH	LAH	8100.00	8100.00	8100.00	0.00	0.00
		RAW	7900.00	7900.00	7900.00	0.00	0.00
		KAR	8150.00	8150.00	8150.00	0.00	0.00
4731303. SONY COLOUR TV 14"	EACH	LAH	13000.00	13000.00	13000.00	0.00	0.00
		RAW	10250.00	10250.00	10250.00	0.00	0.00
		KAR	8000.00	8000.00	8000.00	0.00	0.00
4731304. PANASONIC COLOUR TV 14"	EACH	RAW	9250.00	9250.00	9250.00	0.00	0.00
		KAR	7750.00	7750.00	7750.00	0.00	0.00
4731305. PHILIPS COLOUR TV. 20"	EACH	LAH	11000.00	11000.00	11000.00	0.00	0.00
		RAW	13900.00	13900.00	13900.00	0.00	0.00
		KAR	12750.00	12750.00	12750.00	0.00	0.00
4731306. L.G.COLOUR TV. 20"	EACH	LAH	13400.00	13400.00	13400.00	0.00	0.00
		RAW	12250.00	12250.00	12250.00	0.00	0.00
		KAR	13000.00	13000.00	13000.00	0.00	0.00
4731307. L.G. COLOUR TV. 21"	EACH	LAH	14700.00	14700.00	14700.00	0.00	0.00
		RAW	12250.00	12250.00	12250.00	0.00	0.00
		KAR	16100.00	16100.00	16100.00	0.00	0.00
4731308. SONY COLOUR TV 20"	EACH	LAH	18800.00	18800.00	18800.00	0.00	0.00
		RAW	17100.00	17100.00	17100.00	0.00	0.00
		KAR	17200.00	17200.00	17200.00	0.00	0.00
110. Motor Vehicles							
4911301. CAR SUZUKI MEHRAN 800CC SB308R VX	EACH	KAR	625000.00	620000.00	575000.00	0.81	8.70
4911302. SUZUKI CULTUS 1000CC SF410 VXR M PE	EACH	KAR	1039000.00	1039000.00	985000.00	0.00	5.48
4911303. SUZUKI RAVI 800 CC PICKUP(ST 308R)	EACH	KAR	637000.00	637000.00	602000.00	0.00	5.81
4911304. CAR TOYOTA 1300 CC XLI	EACH	KAR	1539000.00	1539000.00	1568000.00	0.00	-1.85
4911305. CAR HONDA CIVIC 1800CC(IVTEC MANUAL)	EACH	LAH	2021000.00	2021000.00	1986000.00	0.00	1.76
4911306. ISUZU BUS CHASIS MT 112 K	EACH	KAR	3325000.00	3325000.00	3325000.00	0.00	0.00
4911401. ISUZU TRUCK CHASIS FTR 12 K	EACH	KAR	3850000.00	3850000.00	3850000.00	0.00	0.00
111. Motorcycles							
4991201. MOTOR CYCLE YB-100ROYAL YAMAHA	EACH	KAR	75375.00	75375.00	75375.00	0.00	0.00
4991202. MOTOR CYCLE CD-70 HONDA	EACH	KAR	66350.00	66350.00	64480.00	0.00	2.90
4991203. MOTOR CYCLE PAK HERO 70 CC.	EACH	LAH	42000.00	42000.00	41500.00	0.00	1.20
		MUL	42000.00	42000.00	42000.00	0.00	0.00
		KAR	46000.00	46000.00	42500.00	0.00	8.24
4991204. MOTOR CYCLE SUPER ASIA 70 CC.	EACH	LAH	42500.00	42500.00	42500.00	0.00	0.00
		MUL	45000.00	45000.00	41500.00	0.00	8.43
		KAR	42500.00	42500.00	42500.00	0.00	0.00
		HYD	42000.00	42000.00	42000.00	0.00	0.00
4991205. MOTOR CYCLE SUZUKI STD 110CC.	EACH	KAR	71300.00	71300.00	71300.00	0.00	0.00
112. Bicycles							
4992101. BICYCLE PECO FOR GENTS POPULAR	EACH	LAH	5000.00	5000.00	5000.00	0.00	0.00
4992102. BICYCLE PECO FOR BMX SHAHEEN	EACH	LAH	3500.00	3500.00	3500.00	0.00	0.00
4992103. BICYCLE SOHRAB SUPER	EACH	LAH	5950.00	5950.00	5850.00	0.00	1.71
		KAR	6450.00	6450.00	6250.00	0.00	3.20
4992104. BICYCLE SOHRAB VIP STUDENT	EACH	LAH	5900.00	5900.00	5800.00	0.00	1.72
		KAR	5700.00	5700.00	5500.00	0.00	3.64

7.11 Intercity Consumer Prices October, 2014

Description	Unit	Rawal- pindi	Islama- bad	Attock	Jehlum	Lahore	Sahiwal	Gujran- wala	Wazira- bad
WHEAT	10 KG.	365.00	365.00	347.50	350.00	348.75	340.75	337.50	336.50
WHEAT FLOUR FINE/SUPERIOR.	KG.	55.58	58.63	45.50	47.00	48.00	45.00	42.00	42.00
WHEAT FLOUR AVG. QLTY	KG.	40.81	40.84	39.44	41.50	42.50	40.00	40.00	40.00
WHEAT FLOUR BAG	10 KG.	408.13	408.44	394.38	415.00	399.00	392.50	400.00	400.00
MAIDA	KG.	56.50	58.50	51.00	60.00	59.29	50.00	50.00	50.00
SUJI	KG.	57.42	59.00	51.00	60.00	63.04	50.00	55.00	55.00
BESAN AV. QLTY.	KG.	78.75	87.50	72.50	72.50	78.57	70.00	70.00	70.00
RICE BASMATI SUP. QLTY.	KG.	153.75	158.75	160.00	145.00	144.64	155.00	127.50	127.50
RICE BASMATI 385/386	KG.	136.25	145.00	125.00	95.00	118.57	100.00	72.50	70.00
RICE BASMATI BROKEN AV.QLTY	KG.	80.83	86.25	92.50	80.00	79.29	77.50	72.50	70.00
RICE IRR1-6 (SINDH/PUNJAB)	KG.	60.83	62.50	50.00	60.00	65.32	45.00	52.50	52.50
VERMICELLI	KG.	91.25	96.25	92.50	80.00	101.07	70.00	75.00	80.00
BREAD PLAIN MEDIUM SIZE	EACH	40.00	40.00	40.00	37.50	40.00	40.00	40.00	40.00
RUSK (PAPAY)	KG.	240.00	261.25	160.00	230.00	198.75	225.00	160.00	160.00
BISCUITS-PACKED	PKT	35.00	35.00	35.00	35.00	35.00	35.00	35.00	35.00
BISCUIT-BAKERY (LOOSE)	250 GM	100.42	110.00	72.50	95.00	92.50	110.00	110.00	100.00
CORNFLAKS FAUJI 225 GM.	PKT	176.40	176.40	176.40	176.40	176.40	176.40	180.00	180.00
SAMOSAS (VEGATABLE)	EACH	13.25	14.25	11.00	12.50	15.18	15.00	15.00	10.00
PASTRY AV.QLTY.	EACH	32.92	33.44	37.50	30.00	30.18	30.00	35.00	30.00
PATTIES (VEGATABLES)	EACH	25.42	27.00	21.00	25.00	30.18	30.00	20.00	15.00
NIMCO	250 GM	80.00	79.38	57.50	65.00	65.00	90.00	50.00	50.00
CHIPS	250 GM	93.33	95.00	72.50	82.50	77.32	90.00	65.00	62.50
BEEF WITH BONE AV.QLTY.	KG	317.50	321.25	255.00	290.00	328.57	250.00	280.00	280.00
MUTTON AV.QLTY.	KG	658.33	658.75	575.00	600.00	654.46	500.00	600.00	550.00
CHICKEN FARM BROILER (LIVE)	KG	125.42	146.50	133.00	135.00	112.36	110.00	123.00	123.00
FISH-RAHU MEDIUM SIZE	KG	290.83	330.00	310.00	265.00	300.00	250.00	280.00	250.00
MILK FRESH (UNBOILED)	LTR.	83.33	87.50	72.50	67.50	77.21	60.00	77.50	70.00
CURD	KG.	93.75	103.75	77.50	72.50	83.04	70.00	87.50	80.00
MILK TETRA PACK 1/2 LTR.	PKT.	60.00	60.00	60.00	60.00	60.00	60.00	60.00	60.00
LACTOGEN 400 GRAMS	PKT.	425.00	425.00	425.00	425.00	425.00	425.00	420.00	420.00
POWDER MILK NIDO 400GM.	PKT	350.00	350.00	350.00	350.00	350.00	350.00	350.00	350.00
MILK POWDER LOOSE/PACKED	KG.	526.67	552.50	510.00	500.00	504.29	470.00	480.00	480.00
BUTTER LOCAL PACKED	50 GM.	27.00	27.00	27.00	35.00	32.00	25.00	30.00	30.00
EGGS FARM	DOZ	101.50	107.75	105.00	102.50	101.29	100.00	105.00	103.00
MUSTARD OIL AV.QLTY.	KG.	232.50	240.00	245.00	210.00	183.21	170.00	155.00	170.00
COOKING OIL (DALDA)	2.5LTR	540.00	540.00	540.00	520.00	535.00	510.00	545.00	545.00
COOKING OIL (PAKWAN) OTHER BRAND SPECIFY	2.5 LTR	443.33	452.50	445.00	450.00	545.00	510.00	530.00	530.00
VEGETABLE GHEE TIN	2.5KG.	510.00	510.00	510.00	505.00	505.00	510.00	505.00	505.00
VEGETABLE GHEE (LOOSE)	KG.	160.25	165.00	146.50	170.00	158.21	190.00	145.00	145.00
DATES AV.QLTY.	KG.	205.00	228.75	210.00	205.00	188.57	200.00	152.50	160.00
PISTACHIO AV.QLTY.	50 GM.	121.67	128.75	122.50	125.00	107.86	135.00	120.00	130.00
ALMONDS WHOLE AV.QLTY.	KG.	527.92	548.75	465.00	490.00	643.57	600.00	275.00	300.00
COCONUT DRY AV.QLTY.	KG.	315.83	341.25	290.00	345.00	322.50	310.00	320.00	300.00
RAISINS AV.QLTY.	50 GM.	21.00	23.25	21.00	22.50	30.43	20.00	20.00	20.00
GROUNDNUTS (WITH SHELL)	KG.	173.33	190.00	155.00	210.00	196.43	245.00	180.00	180.00
MALTA/MOSAMBI	DOZ	100.00	120.00	90.00	85.00	96.07	110.00	70.00	70.00
KINNU	DOZ	0.00	0.00	0.00	0.00	0.00	0.00	0.00	0.00
APPLE	KG	100.83	145.00	110.00	105.00	137.86	110.00	95.00	95.00
ALOO BUKHARA	KG	0.00	0.00	0.00	0.00	0.00	0.00	0.00	0.00
POMEGRANATE (ANNAR)	KG	188.33	201.25	155.00	160.00	283.93	165.00	125.00	150.00
GRAPES	KG	198.33	226.25	210.00	190.00	223.57	225.00	120.00	120.00
BANANAS	DOZ	102.50	125.63	75.00	90.00	78.57	70.00	62.50	60.00
MANGO KALMI	KG	0.00	0.00	0.00	0.00	0.00	0.00	0.00	0.00
GUAVA	KG	97.08	132.50	95.00	85.00	67.50	50.00	60.00	50.00
WATERMELON (TURBOOZ)	KG	0.00	0.00	0.00	0.00	0.00	0.00	0.00	0.00
MUSKMELON (KHARBOOZA)	KG	0.00	0.00	0.00	0.00	0.00	0.00	0.00	0.00
SWEETMELON (GARMA)	KG	88.75	130.00	65.00	90.00	65.00	0.00	85.00	70.00
PULSE MASOOR (WHOLE)	KG.	129.58	143.13	125.00	115.00	139.46	130.00	112.50	115.00
PULSE MASOOR (WASHED)	KG.	128.54	141.25	125.00	128.00	149.46	135.00	152.50	160.00
PULSE MOONG (WASHED)	KG.	159.17	164.38	137.50	150.00	155.71	155.00	160.00	150.00

Contd.

7.11 Intercity Consumer Prices October, 2014

Description	Unit	Rawal- pindi	Islama- bad	Attock	Jehlum	Lahore	Sahiwal	Gujran- wala	Wazira- bad
PULSE MASH (WASHED)	KG.	167.08	180.63	165.00	180.00	176.96	170.00	170.00	170.00
PULSE GRAM	KG.	78.75	87.50	70.00	70.00	67.32	70.00	67.50	70.00
GRAM WHOLE BLACK AV.QLTY.	KG.	76.25	85.00	67.00	71.00	62.32	70.00	65.00	65.00
GRAM WHOLE YELLOW AV.QLTY	KG.	113.75	123.75	102.50	105.00	68.21	110.00	97.50	100.00
BEANS (LAL LOBIA)	KG.	164.58	172.50	155.00	160.00	196.43	160.00	142.50	130.00
POTATOES	KG	86.25	86.88	67.50	80.00	75.00	70.00	72.50	80.00
ONION	KG	52.08	56.88	40.00	40.00	40.54	35.00	40.00	40.00
TURNIP	KG	59.58	66.88	37.50	37.50	56.07	70.00	50.00	50.00
RADISH	KG	43.33	51.25	30.00	42.50	45.00	30.00	27.50	50.00
TOMATOES	KG	61.67	66.25	35.00	43.75	53.57	55.00	70.00	50.00
CABBAGE	KG	0.00	0.00	0.00	0.00	0.00	0.00	0.00	0.00
CAULIFLOWER	KG	61.67	70.63	30.00	45.00	50.36	35.00	37.50	37.50
BRINJAL	KG	48.75	60.00	35.00	35.00	43.21	17.50	30.00	30.00
PUMPKIN	KG	0.00	0.00	0.00	0.00	0.00	0.00	0.00	0.00
BOTTLEGOURD	KG	65.83	72.50	25.00	35.00	62.14	40.00	50.00	50.00
LADY FINGER	KG	66.25	70.00	67.50	55.00	70.71	65.00	62.50	60.00
PEAS	KG	0.00	0.00	0.00	0.00	0.00	0.00	0.00	0.00
SPINACH	KG	28.33	33.13	32.50	35.00	31.07	17.50	30.00	30.00
TINDA	KG	93.33	107.50	85.00	55.00	73.93	80.00	80.00	80.00
TURAI	KG	78.33	81.25	27.50	75.00	76.79	55.00	45.00	42.50
KARAILA	KG	60.00	71.25	35.00	75.00	80.36	80.00	60.00	60.00
ARVI	KG	54.17	70.00	50.00	75.00	68.21	30.00	50.00	60.00
CHILLIES GREEN	KG	75.00	92.50	90.00	62.50	83.93	50.00	70.00	70.00
CARROT	KG	0.00	0.00	0.00	0.00	0.00	0.00	0.00	0.00
CUCUMBER (KHEERA)	KG	85.42	96.25	80.00	75.00	82.50	100.00	72.50	80.00
LEMON	250GM	42.50	50.00	27.50	35.00	43.21	30.00	40.00	40.00
SUGAR REFINED	KG.	62.46	64.50	59.50	60.00	61.79	58.00	60.00	60.00
GUR AV.QLTY	KG.	90.83	105.00	92.50	100.00	90.71	80.00	87.50	80.00
HONEY LANGANESE 500 GM.	BOTTLE	862.92	870.00	830.00	830.00	860.00	680.00	780.00	780.00
MILO 200 GM.	BOTTLE	199.17	203.75	195.00	190.00	218.18	220.00	173.33	173.33
CUSTARD POWDER RAFHAN 300 GM.	PKT	75.00	75.00	75.00	75.00	75.00	75.00	75.00	75.00
TOFFEE (HILAL)	EACH	1.00	1.00	1.00	1.00	1.00	2.00	1.00	1.00
CHOWKELATE CANDY (SMALL SIZE)	EACH	5.00	5.00	5.00	5.00	5.00	5.00	5.00	5.00
SWEETMEAT (MIXED)	KG	340.00	360.63	270.00	350.00	261.43	370.00	360.00	270.00
ICE CREAM WALLS	CUP.	40.00	40.00	40.00	40.00	40.00	40.00	40.00	40.00
ICE	KG	15.00	15.00	16.50	15.00	15.00	10.00	9.00	9.00
JAM AHMED/MITCHELLES	BOTTLE	140.00	140.00	140.00	140.00	135.00	130.00	130.00	130.00
SQUASH-MITCHELLES	BOTTLE	150.00	150.00	150.00	150.00	150.00	150.00	145.00	145.00
ROOH AFZA	BOTTLE	140.00	140.00	140.00	140.00	140.00	140.00	140.00	140.00
JAM-E-SHIREEN	BOTTLE	150.00	150.00	150.00	150.00	150.00	150.00	150.00	145.00
SAUNF	50 GM	19.00	19.00	15.50	17.50	20.00	15.00	20.00	20.00
CINAMON LOOSE AV. QLTY	50 GM.	20.58	21.00	21.00	35.00	29.29	20.00	21.00	25.00
CUMINSEED WHITE NATIONAL	50 GM.	52.00	52.00	52.00	52.00	50.00	50.00	52.00	52.00
PEPPER BLACK NATIONAL	50 GM.	96.00	96.00	96.00	96.00	96.00	96.00	96.00	96.00
CLOVES LOOSE AV.QLTY	50 GM.	94.58	97.50	105.00	95.00	93.21	115.00	100.00	100.00
CARDAMOM LARGE LOOSE AV.QLTY	50 GM.	138.75	141.88	145.00	145.00	172.14	180.00	150.00	150.00
CARDAMOM SMALL AV.QLTY	50 GM.	117.50	127.50	125.00	107.50	74.14	140.00	100.00	100.00
SALT-POWDERED (LAHORI) LOOSE	KG.	10.83	11.00	9.00	12.00	10.00	10.00	10.00	10.00
SALT POWDERED (NATIONAL/SHAN)	PKT	25.00	25.00	25.00	25.00	25.00	25.00	25.00	25.00
CHILLIES POWD.NATIONAL 200GM	PKT	105.00	105.00	105.00	105.00	105.00	105.00	105.00	105.00
CHILLIES POWDER LOOS	KG.	279.17	296.25	210.00	250.00	260.71	235.00	280.00	280.00
CORRIANDER SEED POWD.NATIONAL	PKT	88.00	88.00	88.00	88.00	90.00	78.00	88.00	88.00
CORRIANDER SEED (LOOSE)	KG.	232.92	248.75	250.00	275.00	295.36	320.00	260.00	280.00
TURMERIC POWD.NATIONAL 50GM	PKT.	35.00	35.00	35.00	35.00	35.00	35.00	35.00	35.00
CURRY POWD. NATIONAL 200 GM	PKT.	87.00	87.00	87.00	87.00	87.00	86.00	87.00	87.00
TOMATO KETCHUP AHMED/MITCHL	BOTTLE	85.00	85.00	85.00	85.00	85.00	85.00	80.00	80.00
PICKLES AHMED/MITCHELLES	BOTTLE	105.00	105.00	105.00	105.00	100.00	95.00	90.00	90.00
VINEGAR SYNTHETIC (SIRKA)	BOTTLE	85.00	85.00	77.50	75.00	80.00	80.00	70.00	70.00
GARLIC	KG	152.50	173.75	85.00	120.00	167.14	125.00	130.00	110.00
GINGER	KG	303.33	352.50	412.50	330.00	277.86	235.00	300.00	300.00

Contd.

7.11 Intercity Consumer Prices October, 2014

Description	Unit	Rawal- pindi	Islama- bad	Attock	Jehlum	Lahore	Sahiwal	Gujran- wala	Wazira- bad
TAPAL DANEDAR TEA 200GM PACKET	PKT	126.32	126.32	126.32	126.32	126.32	126.32	113.68	113.68
TEA LIPTON YELLOW LABEL 200GM.	PKT.	128.42	128.42	124.21	128.42	128.42	128.42	128.42	128.42
TEA LOOSE KENYA AV.QLTY 250GM.	PKT.	131.79	132.50	147.50	135.00	116.07	132.50	160.00	125.00
COFFEE-NESCAFE 75 GM. **	BOTTLE	335.00	335.00	325.00	332.50	300.00	330.00	280.00	280.00
COLD DRINK (STANDARD SIZ)	BOTTLE	25.00	25.00	20.00	25.00	21.00	25.00	20.00	20.00
FRUIT JUICE TETRA PACK	PKT.	17.50	17.50	15.00	17.50	20.00	18.00	25.00	25.00
MINERAL WATER NESTLE 1.5 LTR	BOTTLE	45.00	45.00	45.00	45.00	45.00	50.00	45.00	45.00
CIGARETTES K-2 10'S **	PKT	45.00	45.00	45.00	44.00	45.00	46.00	45.00	45.00
CIGARETTES CAPSTAN 10'S **	PKT	50.00	50.00	50.00	48.50	50.00	50.00	50.00	50.00
CIGARETTES GOLD LEAF 20'S	PKT	100.00	100.00	100.00	98.00	100.00	100.00	100.00	100.00
CIGARETTES MORVEN GOLD 20'S	PKT	50.00	50.00	50.00	48.50	50.00	50.00	50.00	50.00
BETEL LEAVES	50GM.	88.33	90.63	70.00	65.00	73.39	60.00	60.00	60.00
BETEL NUTS	KG.	455.00	485.00	410.00	305.00	322.86	280.00	280.00	280.00
LONG CLOTH 57" GUL AHMED/AL-KARAM	METER	175.00	185.00	175.00	255.00	247.14	222.50	137.50	150.00
SHIRTING AV.QLTY.	METER	165.00	172.50	165.00	165.00	118.57	245.00	175.00	140.00
PANT CLOTH W & WEAR AV.QLTY	METER	387.50	377.50	390.00	385.00	277.14	425.00	355.00	312.50
LAWN PRINTED GUL AHMED/AL-KARAM	METER	252.50	265.00	250.00	235.00	261.07	387.50	205.00	197.50
GEORGETTE AV.QLTY	METER	152.50	155.00	152.50	145.00	110.54	110.00	132.50	115.00
LINEN AV.QLTY ***	METER	144.17	151.25	142.50	145.00	160.18	215.00	112.50	100.00
HEAVY WT SUITING LAWERNCPUR AVG QLTY	METER	1425.00	1425.00	1425.00	1425.00	1175.00	1050.00	1050.00	1050.00
HEAVY WT SUITING LAWERNCPUR SUP QLTY	METER	1825.00	1825.00	1825.00	1825.00	1475.00	1200.00	2350.00	2350.00
TROPICAL SUITING LAW.PUR	METER	1325.00	1325.00	1325.00	1325.00	825.00	950.00	925.00	925.00
PANT BOY 24"/26" LENGTH.	EACH	525.00	550.00	537.50	512.50	350.71	562.50	625.00	625.00
SHIRT BOY 24"/26" LENGTH	EACH	359.58	375.00	362.50	375.00	331.79	425.00	425.00	425.00
SCHOOL UNI. PANT,SHIRT BOYS	SUIT	510.00	545.63	525.00	540.00	523.21	700.00	975.00	1000.00
SCHOOL UNI. KAMEEZ,SHAL.BOYS	SUIT	507.92	550.00	512.50	482.50	448.21	475.00	925.00	1000.00
SCHOOL UNI. KAMEEZ,SHAL.GIRL	SUIT	475.00	471.88	485.00	455.00	471.43	437.50	925.00	900.00
FROCK W/WEAR GIRLS	EACH	1837.50	1868.75	1825.00	1162.50	1078.57	1100.00	925.00	875.00
AWAMI-SUIT W & W(BOY) 24"/26	SUIT	1783.33	1825.00	1675.00	1275.00	939.29	1550.00	1125.00	1050.00
AWAMI-SUIT W&W (GENTS)AV.QLTY	SUIT	1854.17	1893.75	1750.00	1600.00	1060.71	1550.00	1125.00	1050.00
PULLOVER GENTS OXFORD/BON.	EACH	2850.00	2850.00	2650.00	2835.00	2890.00	2820.00	3050.00	3050.00
PULLOVER LADIES OXFORD/BON.	EACH	2850.00	2850.00	2650.00	2575.00	2970.00	2540.00	2850.00	2850.00
PULLOVER (GENTS) OTHERS A.QTY	EACH	1141.67	1156.25	1100.00	875.00	967.86	850.00	525.00	550.00
SECOND-HAND COAT FOR MEN	EACH	460.42	500.00	375.00	412.50	576.79	300.00	500.00	400.00
SECONDHAND SWEETER FOR MEN DUP QLTY	EACH	270.83	0.00	210.00	162.50	467.86	250.00	575.00	475.00
SECONDHAND WINTER JACKET	EACH	525.00	0.00	425.00	450.00	617.86	350.00	600.00	525.00
UNDERWEAR AV.QLTY MEDIUM SIZE	EACH	191.67	195.00	165.00	182.50	140.54	150.00	125.00	150.00
VEST FOR MEN AV.QLTY.	EACH	194.17	195.00	155.00	182.50	146.07	160.00	125.00	105.00
VEST/SHAMEEZ (WOMEN) AVG. QLTY	EACH	213.33	220.00	205.00	145.00	198.21	150.00	142.50	130.00
SOCKS NYLON (PAKISTANI)	PAIR	89.58	102.50	77.50	87.50	90.71	115.00	110.00	80.00
BRASSIER AV.QLTY.	EACH	234.17	240.00	190.00	105.00	125.36	210.00	172.50	127.50
BRASSIER SUP QLTY	EACH	536.25	579.38	500.00	305.00	607.14	542.50	335.00	270.00
DOPATTA GEORGETTE AV.QLTY.	EACH	350.00	362.50	327.50	325.00	317.86	275.00	275.00	235.00
DOPATTA COTTON AV GLTY	EACH	316.25	337.50	290.00	225.00	158.57	190.00	185.00	180.00
CHADDAR (W/WEAR) (2x2.5 MTR)	EACH	363.33	393.75	362.50	395.00	329.46	375.00	275.00	270.00
LUNGI/DHOTI(COTTON) AVG. QLTY	EACH	406.67	420.63	375.00	205.00	231.07	375.00	205.00	250.00
HANDKERCHIEF AVG. QLTY PAK	EACH	25.83	27.50	27.50	22.50	25.71	50.00	50.00	40.00
HANDKERCHIEF SUP. QLTY PAK	EACH	37.08	37.50	32.50	32.50	37.50	75.00	75.00	60.00
GLOVES AV QLTY	PAIR	142.50	147.50	145.00	110.00	73.21	105.00	105.00	70.00
AZARBAND COTTON AVG. QLTY	EACH	15.00	15.00	17.50	22.50	15.36	15.00	25.00	25.00
SEWING THREAD/REEL(ASLI PARI)	EACH	9.00	9.00	7.50	9.00	6.00	6.00	6.00	6.00
WASHING CHARGES PAINT & SHIRT	SUIT	90.00	90.00	90.00	175.00	53.21	130.00	175.00	150.00
DRY CLEANING SUIT COAT PANT	SUIT	533.33	575.00	280.00	475.00	370.00	337.50	400.00	350.00
WASHING CH. (KAMIZ-SHALWAR)	PAIR	90.00	90.00	60.00	90.00	51.07	80.00	120.00	90.00
TAILORING SHIRT	EACH	366.67	387.50	275.00	475.00	333.04	400.00	300.00	375.00
TAILORING CHARGES PANT (MEN)	EACH	762.50	812.50	475.00	700.00	478.57	675.00	425.00	600.00
TAILORING COAT-PANT SUIT	SUIT	3466.67	3562.50	2900.00	3150.00	4360.71	4250.00	3050.00	3200.00
TAILORING AWAMI-SUIT (MALE)	SUIT	570.83	643.75	475.00	562.50	462.50	575.00	475.00	500.00
TAILORING SUIT FEMALE	SUIT	479.17	550.00	375.00	475.00	439.29	400.00	425.00	400.00
GENTS SHOES PAUL BATA	PAIR	1199.00	1199.00	1199.00	1199.00	1199.00	1199.00	1199.00	1199.00

Contd.

7.11 Intercity Consumer Prices October, 2014

Description	Unit	Rawal- pindi	Islama- bad	Attock	Jehlum	Lahore	Sahiwal	Gujran- wala	Wazira- bad
GENTS SANDAL BATA	PAIR	699.00	699.00	699.00	699.00	699.00	699.00	699.00	699.00
GENTS SPOUNG CHAPPAL BATA	PAIR	179.00	179.00	179.00	179.00	179.00	179.00	179.00	179.00
LADIES SANDAL BATA	PAIR	499.00	499.00	499.00	499.00	499.00	499.00	499.00	499.00
LADIES SPOUNG CHAPPAL BATA	PAIR	179.00	179.00	179.00	179.00	179.00	179.00	179.00	179.00
CHILD SHOE POWER LITE BATA	PAIR	599.00	599.00	599.00	599.00	599.00	599.00	599.00	599.00
GENTS SHOE, ART 1109 SERVICE	PAIR	999.00	999.00	999.00	999.00	999.00	999.00	999.00	999.00
NYLON JOGGER 27 SIZE 2-5 ***	PAIR	1299.00	1299.00	1299.00	1299.00	1299.00	1299.00	1299.00	1299.00
CHINA FOOT WEAR AV. QLTY (MALE) *	PAIR	925.00	975.00	825.00	825.00	744.64	450.00	450.00	600.00
CHINA FOOT WEAR AV. QLTY (FEMALE) *	PAIR	825.00	875.00	825.00	675.00	637.50	500.00	350.00	450.00
CHINA FOOT WEAR AV. QLTY (CHILDREN) *	PAIR	783.33	825.00	625.00	675.00	483.93	450.00	320.00	350.00
SHOE REPAIR HALF SOLE	PAIR	121.67	125.00	105.00	115.00	105.00	100.00	95.00	100.00
SHOES POLISH CHARGES AVERAGE SHOP	PAIR	20.00	20.00	20.00	20.00	15.00	15.00	15.00	15.00
HOUSE RENT (combined)	MONTH	12257.00	44382.00	4038.00	5586.00	12336.00	7127.00	4718.00	3027.00
rent 2	pm	12257.00	44382.00	4038.00	5586.00	12336.00	7127.00	4718.00	3027.00
RENT3	PM	12257.00	44382.00	4038.00	5586.00	12336.00	7127.00	4718.00	3027.00
RENT4	PM	12257.00	44382.00	4038.00	5586.00	12336.00	7127.00	4718.00	3027.00
RENT5	PM	12257.00	44382.00	4038.00	5586.00	12336.00	7127.00	4718.00	3027.00
RENT6	PM	12257.00	44382.00	4038.00	5586.00	12336.00	7127.00	4718.00	3027.00
SYNTHETIC ENEMAL ROBIALAC BALTI 3.64 LTR.	EACH	1770.00	1770.00	1830.00	1825.00	1935.00	1650.00	1790.00	1790.00
SYNTHETIC ENEMAL ICI BALTI 3.64 LTR.	EACH	1810.00	1810.00	1850.00	1900.00	1935.00	2050.00	1800.00	1815.00
CEMENT (LOCAL) SPECIFY BRAND NAME	BAG	525.00	530.00	502.50	510.00	512.50	510.00	515.00	500.00
BRICKS (NEW) IST CLASS	P/1000	8900.00	8900.00	7750.00	7000.00	8650.00	6000.00	8500.00	8000.00
CEMENT BLOCKS (6"x8"x12")	P/100	0.00	0.00	0.00	0.00	0.00	0.00	0.00	0.00
BAJREE	100CFT	3650.00	3650.00	3525.00	3450.00	5750.00	5000.00	5500.00	5500.00
SAND (BLACK PIT SAND)	K100CFT	2950.00	2950.00	1475.00	2295.00	2557.14	3200.00	3000.00	2000.00
TIMBER SHESHAM LOG IST QUALITY	cubmt.	62683.00	62683.00	62683.00	62650.00	64547.50	60027.00	50323.50	52111.00
IRON BAR (M.S. BAR) 1/2"	P/TON	83500.00	83500.00	79500.00	80500.00	82500.00	83500.00	80000.00	80000.00
CARPANTER WAGE RATE	P/DAY	983.33	1000.00	725.00	775.00	780.36	675.00	737.50	650.00
MASON (RAJ) WAGE RATE	P/DAY	983.33	1000.00	750.00	775.00	826.79	675.00	825.00	750.00
UNSKILLED LABOUR WAGE RATE	P/DAY	600.00	600.00	450.00	450.00	600.00	400.00	475.00	400.00
PLUMBER WAGE RSTE	P/DAY	983.33	1000.00	725.00	775.00	776.79	0.00	675.00	600.00
ELECTICIAN WAGE RATE PER DAY **	P/DAY	0.00	0.00	0.00	0.00	778.57	100.00	700.00	600.00
ELECTICIAN WAGE RATE PER POINT **	P/PNT	175.00	190.00	135.00	145.00	142.50	100.00	127.50	130.00
WATER CHARGES PER HOUSE	P/MONTH	139.00	96.00	80.00	80.00	300.00	30.00	100.00	70.00
ELECT.CHARGES UPTO 50 UNITS	P/UNIT	2.00	2.00	2.00	2.00	2.00	2.00	2.00	2.00
ELECT.CHARGES 01 - 100 UNIT	P/UNIT	5.79	5.79	5.79	5.79	5.79	5.79	5.79	5.79
ELECT.CHARGES 101 - 300 UNIT	P/UNIT	9.70	9.70	9.70	9.70	9.70	9.70	9.70	9.70
ELECT.CHARGES 301 - 1000 UNIT	P/UNIT	15.27	15.27	15.27	15.27	15.27	15.27	15.27	15.27
ELECT.CHARGES ABOVE 1000 UNIT	P/UNIT	17.41	17.41	17.41	17.41	17.41	17.41	17.41	17.41
ELEC	PM	10.03	10.03	10.03	10.03	10.03	10.03	10.03	10.03
GAS CHRg upto 3.3719 MMBUT	MMBTU	124.18	124.18	124.18	124.18	124.18	124.18	124.18	124.18
GAS CHRg 3.3719 - 6.7438 MMBUT	MMBTU	248.37	248.37	248.37	248.37	248.37	248.37	248.37	248.37
GAS CHRg 6.7438 - 10.1157 MMBUT	MMBTU	248.37	248.37	248.37	248.37	248.37	248.37	248.37	248.37
GAS CHRg10.1157 - 13.4876 MMBUT	MMBTU	620.91	620.91	620.91	620.91	620.91	620.91	620.91	620.91
GAS	PM	620.91	620.91	620.91	620.91	620.91	620.91	620.91	620.91
GAS	PM	372.55	372.55	372.55	372.55	372.55	372.55	372.55	372.55
KEROSENE OIL	LTR	126.25	126.25	117.50	112.50	108.50	120.00	113.50	113.50
FIREWOOD WHOLE	40 KG.	683.33	760.00	510.00	600.00	703.21	450.00	700.00	550.00
CHAIR SHESHAM WOOD WITH ARMS **	EACH	3258.33	3387.50	2600.00	2750.00	1471.43	3250.00	2250.00	2200.00
CHAIR PLASTIC (CHAIRMAN) AVERAGE QUALITY	EACH	725.00	725.00	725.00	825.00	725.00	775.00	525.00	500.00
TABLE SHESHAM WOOD (4X2X5") ***	EACH	5250.00	5250.00	4650.00	3750.00	8785.71	6500.00	10250.00	10250.00
SOFASET WOODEN WITH FOAM SEAT **	SET	19500.00	20750.00	19000.00	15750.00	15482.14	23000.00	17750.00	20000.00
COT IRON (WITH NIWAR)AV.QLTY.	EACH	1966.67	2087.50	1800.00	1550.00	2500.00	2200.00	1650.00	1700.00
ALMIRAH (STEEL) 6'X3' 20 GUAGE	EACH	8558.33	8750.00	8200.00	7750.00	9964.29	12000.00	9300.00	9000.00
DINNING TABLE 6 CHAIRS A.QLTY	SET	20666.67	23125.00	19000.00	19500.00	17357.14	27000.00	25000.00	24000.00
SINGLE BED WITHOUT FOAM MED.	EACH	4900.00	4900.00	4750.00	4750.00	7928.57	10500.00	10500.00	9000.00
MATRESS SINGLE(4"THICK)	EACH	4900.00	4900.00	4900.00	4800.00	4600.00	4875.00	5000.00	5200.00
FARSHI DARI 12'X9' AV.QLTY	EACH	1766.67	1793.75	1550.00	1025.00	1607.14	1200.00	925.00	925.00
DARI COTTON (6'x2 1/2') AV.QL	EACH	831.67	846.88	687.50	350.00	459.64	1000.00	450.00	450.00
CARPET PLAIN AV. QLTY	SQFT.	28.92	29.00	25.50	32.50	37.50	35.00	37.50	41.00

Contd.

7.11 Intercity Consumer Prices October, 2014

Description	Unit	Rawal-pindi	Islama-bad	Attock	Jehlum	Lahore	Sahiwal	Gujran-wala	Wazira-bad
QUILT (LIHAF) 3 KG. COTTON	EACH	975.00	1031.25	875.00	625.00	1039.29	1200.00	1025.00	1050.00
BLANKET (90" x 54")	EACH	3591.67	3650.00	3100.00	2750.00	5000.00	3500.00	2900.00	2500.00
BEDSHEET SINGLE BED SUP.QLTY	EACH	514.58	546.88	475.00	475.00	546.43	550.00	475.00	375.00
BED SHEET DOUBLE WITH TWO PILLOW COVERS SUP QLTY	SET	1135.42	1225.00	1225.00	1025.00	932.14	1000.00	1150.00	800.00
TOWEL(3'x2') AV. QALTY	EACH	346.67	348.75	265.00	262.50	215.00	300.00	175.00	175.00
CEILING FAN 48" SUPER QLTY **	EACH	3175.00	3175.00	3275.00	2800.00	2750.00	3495.00	2700.00	2400.00
PEDESTAL FAN 22" SUPER QLTY	EACH	3475.00	3475.00	3700.00	3525.00	4000.00	5260.00	4100.00	3500.00
REFG. DAWLENCE 10 CFT. D.DOOR	EACH	30500.00	30500.00	29900.00	30000.00	35000.00	29900.00	29500.00	29500.00
D-FREEZER WAVES 8 CFT.	EACH	29900.00	29900.00	29650.00	29900.00	28000.00	28500.00	29200.00	29200.00
AIRCONDITIONER 1.5 TON PEL	EACH	41000.00	41000.00	41000.00	42400.00	40000.00	42000.00	40000.00	40000.00
SPLIT AIR CONDITIONER 1.5 TON (SPECIFY BRAND NAME)	EACH	41500.00	41500.00	41000.00	42500.00	48000.00	46000.00	41000.00	41000.00
AIRCOOLER SUPER ASIA	EACH	8500.00	8500.00	11600.00	12250.00	13500.00	10000.00	12000.00	11500.00
WASHING MACHINE SINGER	EACH	15450.00	15450.00	16100.00	15450.00	15600.00	15600.00	15600.00	15600.00
SEWING MACHINE(SINGER)	EACH	5860.00	5860.00	5860.00	5860.00	6260.00	6260.00	5710.00	5710.00
GIZER LARGE SIZE 30 GALLON CAPACITY SUP QLTY	EACH	20900.00	20900.00	19900.00	13750.00	20900.00	19900.00	13200.00	19400.00
GAS BURNER DOUBLE SPFY.BRAND	EACH	1920.83	2050.00	1750.00	1850.00	1550.00	1250.00	1300.00	1350.00
ELECT. IRON PHILIPS MDL.1120	EACH	1900.00	1900.00	1900.00	1775.00	1300.00	2750.00	2200.00	2200.00
ELECTRIC JUICER FOR APPLE	EACH	7458.33	7462.50	7100.00	7350.00	9500.00	9250.00	4200.00	4200.00
S.STEEL DEGHCHI MEDIUM SIZE ***	EACH	641.67	650.00	515.00	612.50	735.71	475.00	1185.00	650.00
ALUMINIUM COOKING PAN (DEGCHI) MED SIZE	EACH	577.08	612.50	490.00	575.00	664.29	450.00	928.00	480.00
NON STICK COOKING PAN (DEGCHI) SUP. QLTY	EACH	985.42	1012.50	725.00	925.00	1085.71	1050.00	1550.00	1500.00
FRYING PAN STEEL AVG. QLTY MED. SIZE	EACH	462.50	487.50	375.00	375.00	630.36	390.00	575.00	500.00
TAWA IORN (MEDIUM SIZE) AVG. QLTY	EACH	290.00	323.75	240.00	255.00	482.14	475.00	412.50	275.00
S.STEEL PLATE A.QLTY.(M.SIZE)	EACH	85.83	82.50	72.50	55.00	78.93	60.00	110.00	82.50
TABLE SPOON S.STEEL SUP.QLTY.	DOZEN	386.25	384.38	290.00	375.00	366.07	450.00	575.00	350.00
WATER SET JUG+6 GLASSES (OMROC)	SET	406.67	410.00	362.50	385.00	528.57	400.00	350.00	350.00
TEA SET PAK. CHINAWARE 21 PCS.	SET	2229.17	2250.00	1900.00	1825.00	1557.14	2200.00	1550.00	1425.00
DINNER SET PLASTIC 72 PIECES SUPERIOR QLTY	SET	7408.33	7650.00	6650.00	4250.00	5785.71	6000.00	5900.00	5500.00
HOTPOT SET PLASTIC 3 PCS.	SET	1616.67	1625.00	1450.00	1375.00	1510.71	1275.00	1150.00	825.00
BUCKET(BALTI) PLASTIC MED.SIZ	EACH	257.50	273.75	245.00	315.00	478.57	300.00	300.00	250.00
LOTA PLASTIC (MED SIZE) AVERAGE QUALITY	EACH	62.92	73.13	42.50	37.50	49.64	75.00	40.00	30.00
PRESURE COOKER 4 LTR.	EACH	1675.00	1675.00	1575.00	1675.00	1540.00	1200.00	1750.00	1750.00
WATER COOLER 9/10 LTR.PLASTIC ***	EACH	605.42	625.00	475.00	512.50	512.50	650.00	700.00	612.50
THERMOS STARVAC 1 LTR	EACH	437.50	487.50	410.00	425.00	400.00	450.00	500.00	410.00
BULB PHILIPS 100-WATTS	EACH	35.00	35.00	27.50	35.00	35.00	33.50	30.00	30.00
TUBE LIGHT PHILIPS 40 WATTS	EACH	100.00	100.00	110.00	110.00	100.00	95.00	100.00	100.00
ELECTRIC BLUBS "0" WATTE LOCAL	EACH	27.50	27.50	27.50	25.00	15.00	25.00	18.00	18.00
ELECTRIC BLUB ENERGY SAVER 14 WATTS	EACH	167.50	167.50	165.00	167.50	165.00	160.00	160.00	160.00
WASHING SOAP 250 GMS SPECIFY BRAND NAME	EACH	40.00	40.00	40.00	40.00	40.00	40.00	30.00	38.00
SURF EXCEL 400 GMS POLY BAG	EACH	125.00	125.00	125.00	125.00	125.00	125.00	125.00	125.00
WASHING POWDER 1000 GRM	EACH	185.00	185.00	185.00	185.00	185.00	185.00	185.00	185.00
WASHING POWDER (WHEEL/ BONUS) 100 GRAMS	EACH	125.00	125.00	125.00	125.00	95.00	95.00	95.00	95.00
CLEANSER POWDER VIM 1000 GM	PKT.	77.78	77.78	77.78	77.78	77.78	66.67	66.67	66.67
FINIS 500 ML	BOTTLE	237.50	237.50	237.50	237.50	218.75	162.05	193.75	193.75
PHNYLE TYPHONE/FINIS/CARRANITE 3 LITRES	BOTTLE	169.09	169.09	169.09	169.09	145.00	135.00	130.00	130.00
HARPIC	BOTTLE	135.00	135.00	135.00	135.00	135.00	135.00	135.00	135.00
BOOT POLISH CHERRY/KIWI 50ML	EACH	100.00	100.00	100.00	100.00	100.00	90.00	100.00	100.00
ROBIN BLUE (35 GRAMS)	PKT.	45.00	45.00	45.00	45.00	45.00	45.00	45.00	45.00
TISSU PAPER PERFUMED 100 PCS.	PKT	100.00	100.00	100.00	100.00	115.00	90.00	95.00	95.00
TOILET PAPER ROLL (R.PETEL)	P/ROLL	38.00	38.00	38.00	38.00	38.00	35.00	38.00	38.00
BOOT POLISH LIQUID CHEERY BLOSSOM KIWI 75 ML	BOTTLE	140.00	140.00	140.00	140.00	140.00	140.00	140.00	140.00
MATCH BOX SMALL	EACH	1.00	1.00	1.00	1.00	1.00	2.00	2.00	1.00
DRY CELL 1.5 VOLT(LOCAL)	EACH	30.00	30.00	30.00	22.50	25.00	30.00	15.00	15.00
HAND STITCHING NEEDLE M.SIZE	PACKET	10.00	10.00	7.75	9.00	7.50	10.00	5.00	5.00
SEWING MACHINE NEEDLE (SINGER)	EACH	5.00	5.00	5.00	5.00	10.00	5.00	6.00	6.00
HOUSEHOLD SERVANT FEMALE P/T	P/MNTH	1666.67	1900.00	1300.00	1600.00	1792.86	1500.00	1550.00	1500.00
MARRIAGE HALL WITH FURNITURE	P/HEAD	146.25	155.00	125.00	125.00	132.50	150.00	105.00	105.00
SEPTRAN TABLETS	10TAB.	16.00	16.00	16.00	16.00	16.10	16.50	15.00	15.00
BRUFEN TABS 200-MG.	10TAB.	10.00	10.00	10.00	10.00	10.00	10.00	10.00	10.00
PANADOL TAB. EXTRA/PLAIN	10TAB.	10.00	10.00	10.00	10.00	10.00	10.00	10.00	10.00

Contd.

7.11 Intercity Consumer Prices October, 2014

Description	Unit	Rawal- pindi	Islama- bad	Attock	Jehlum	Lahore	Sahiwal	Gujran- wala	Wazira- bad
DISPRIN TAB.	10TAB.	10.00	10.00	10.00	10.00	10.00	10.00	10.00	10.00
TRISIL TAB.	10 TAB	10.00	10.00	10.00	10.00	10.00	10.00	10.00	10.00
FLAGYL TAB. 200 MG.	10TAB.	10.00	10.00	10.00	10.00	10.00	10.00	10.00	10.00
VENTOLIN TAB. 2MG.	10TAB.	9.00	9.00	9.00	9.00	9.00	9.00	9.00	9.00
DAONIL TAB. 5 MG.	10TAB.	17.00	17.00	17.00	17.00	17.00	17.00	17.00	17.00
ENTOX TAB.	10TAB.	10.00	10.00	10.00	10.00	10.00	10.00	10.00	10.00
RENITEC TAB. 5 MG.	10TAB.	59.00	59.00	59.00	59.00	59.00	59.00	59.00	59.00
CAC. 1000 TAB	BOTTLE	122.00	122.00	122.00	122.00	122.00	122.00	122.00	122.00
AMOXIL CAPSOLE 250 MG.S	10CAP.	36.00	36.00	36.00	36.00	36.00	36.00	36.00	36.00
CALCIUM SYRUP SANDOZ	BOTTLE	64.00	64.00	64.00	64.00	64.00	64.00	64.00	64.00
LEDERPLEX SYRUP	BOTTLE	35.00	35.00	35.00	35.00	35.00	35.00	35.00	35.00
SANCOS SYRUP (50 ML.)	BOTTLE	30.00	30.00	30.00	30.00	30.00	30.00	30.00	30.00
PHENERGAN SYRUP 120 ML.	BOTTLE	33.00	33.00	33.00	33.00	33.00	33.00	33.00	33.00
CALPOL SYRUP 60 ML.	BOTTLE	28.00	28.00	28.00	28.00	28.00	28.00	28.00	28.00
HYDRYLLIN SYRUP 120 ML.	BOTTLE	65.00	65.00	65.00	65.00	65.00	65.00	65.00	65.00
POLYFAX EYE OINTMENT	TUBE	21.00	21.00	21.00	21.00	21.00	21.00	21.00	21.00
BETNESOL EYE DROPS	BOTTLE	33.89	33.89	33.89	33.89	33.89	33.89	33.89	33.89
EAR DROPS (CARDISPORINE) ***	BOTTLE	21.00	21.00	21.00	21.00	21.00	21.00	21.00	21.00
BETNOVATE-N OINTMENT 5 GMS	TUBE	16.00	16.00	16.00	16.00	16.00	16.00	16.00	16.00
BURNOL CREAM 30 GRM	TUBE	16.00	16.00	16.00	16.00	16.00	16.00	16.00	16.00
VICKS VAPORUB/BALM	BOTTLE	36.00	36.00	36.00	36.00	36.00	36.00	36.00	36.00
GLYCRINE SMALL BOTTLE	BOTTLE	28.00	28.00	22.50	25.00	35.00	25.00	17.00	17.00
JOUHAR JOSHANDA	PKT.	8.00	8.00	8.00	8.00	6.00	6.00	7.00	7.00
GALXOS-D (450 GRMS)	PKT.	168.75	168.75	168.75	168.75	157.50	157.50	157.50	157.50
GRIPE-WATER WOODWARDS	BOTTLE	50.00	50.00	50.00	50.00	50.00	50.00	50.00	50.00
SANIPLAST ONE PUTTY	EACH	2.00	2.00	2.00	2.00	2.00	2.00	1.50	1.40
O.R.S. (NIMCOL)	PKT.	15.00	15.00	15.00	15.00	17.00	15.00	15.00	15.00
DETTOL (MEDIUM)	BOTTLE	46.80	46.80	46.80	46.80	46.80	46.80	46.80	46.80
COTTON BANDAGE 2" - 4"	EACH	9.00	9.00	8.00	9.00	8.00	9.00	5.00	5.00
THERMOMETER CHINA	EACH	40.00	40.00	40.00	42.50	42.50	45.00	30.00	30.00
DOCTOR (MBBS) CLINIC FEE	P/PAT.	166.67	175.00	110.00	125.00	100.00	250.00	75.00	100.00
URINE TEST (DR) CHARGES	P/TEST	100.00	108.75	80.00	90.00	130.00	100.00	100.00	100.00
BLOOD TEST (CP) CHARGES	P/TEST	265.00	270.00	200.00	250.00	425.00	225.00	300.00	300.00
SUGAR TEST (RANDOM/FASTING BOTH) CHARGES	P/TEST	155.00	200.00	170.00	197.50	150.00	110.00	200.00	200.00
ECG CHARGES	P/TEST	204.17	266.25	150.00	250.00	275.00	225.00	200.00	200.00
X-RAY (CHEST) CHARGES	P/X-RAY	275.00	312.50	275.00	375.00	375.00	300.00	400.00	300.00
CAR SUZUKI 800 CC (W/O. A/C)	EACH	659800.00	659800.00	659800.00	659800.00	637000.00	625000.00	645000.00	0.00
CAR SUZUKI 1000 CC	EACH	1081300.00	1081300.00	1081300.00	1081300.00	1065000.00	1034000.00	1060000.00	0.00
CAR TOYOTA 1300 CC	EACH	1682000.00	1682000.00	1677000.00	1682000.00	1790500.00	1645500.00	1570000.00	0.00
CAR HONDA CIVIC	EACH	2145500.00	2145500.00	2145500.00	2145500.00	2147000.00	1662000.00	2027500.00	0.00
MOTORCYCLE HONDA CD-70.	EACH	69900.00	69900.00	69900.00	69900.00	69900.00	69900.00	69900.00	69900.00
MOTORCYCLE YAMAHA 100CC.	EACH	79300.00	79300.00	79300.00	79300.00	79300.00	79300.00	79300.00	79300.00
MOTOR CYCLE HERO 70 CC	EACH	44500.00	45000.00	46750.00	48000.00	49000.00	47500.00	42500.00	42500.00
BICYCLE WITH TYRES & TUBES	EACH	7900.00	7900.00	7900.00	7200.00	7000.00	7100.00	7200.00	7000.00
TYRE CAR WITH TUBE GENERAL	EACH	3375.00	3375.00	3375.00	3450.00	3000.00	3100.00	3300.00	3000.00
TYRE MOTOR CYCLE WITHOUT TUBE	EACH	1137.50	1137.50	1250.00	1135.00	1420.00	1215.00	1250.00	1200.00
TYRE CYCLE SPECIFY BRAND NAME	EACH	345.83	355.00	370.00	387.50	330.00	350.00	330.00	330.00
TYRE CAR W/O TUBE	EACH	3275.00	3275.00	3275.00	3275.00	2700.00	3200.00	3000.00	2700.00
PETROL SUPER	LITRE	103.62	103.62	103.62	103.62	103.62	103.62	103.62	103.62
HIGH SPEED DIESEL HSD	LITRE	107.39	107.39	107.39	107.39	107.39	107.39	107.39	107.39
CNG	K.G.	76.35	76.35	76.35	0.00	71.50	71.50	71.50	71.50
GAS CYLINDER STAND. SIZE	EACH	1830.00	1840.00	1320.00	1760.00	1870.00	1700.00	1760.00	1760.00
MOTOR CYCLE SERVICE CHARGES	EACH	290.00	290.00	290.00	250.00	200.00	150.00	280.00	280.00
CAR SERVICE CHARGES	EACH	312.50	325.00	325.00	275.00	300.00	300.00	250.00	250.00
TYRE PUNCTURE CHARGES	EACH	50.00	50.00	40.00	55.00	62.50	50.00	50.00	50.00
CYCLE OVERHAULING CHARGES	EACH	716.67	725.00	290.00	375.00	319.64	300.00	160.00	200.00
CAR TAX FOR 800CC TO 1300CC	YEARLY	2650.00	432.00	2650.00	2650.00	2650.00	2650.00	2650.00	2650.00
TRAIN FARE ECO. 1-100 KM.	P/KM.	0.71	0.71	0.71	0.71	0.71	0.71	0.71	0.71
TRAIN FARE ECO. 101-500 KM.	P/KM.	1.02	1.02	1.02	1.02	1.02	1.02	1.02	1.02
TRAIN FARE ECO. > 500 KM.	P/KM.	0.93	0.93	0.93	0.93	0.93	0.93	0.93	0.93

Contd.

7.11 Intercity Consumer Prices October, 2014

Description	Unit	Rawal- pindi	Islama- bad	Attock	Jehlum	Lahore	Sahiwal	Gujran- wala	Wazira- bad
TRAIN FARE IST SLP. 1-100KM	P/KM.	2.18	2.18	2.18	2.18	2.18	2.18	2.18	2.18
TRAIN FARE IST SLP.101-500 KM	P/KM.	2.69	2.69	2.69	2.69	2.69	2.69	2.69	2.69
TRAIN FARE IST SLP. > 500 KM	P/KM.	2.07	2.07	2.07	2.07	2.07	2.07	2.07	2.07
TRAIN FARE A/C SLP. 1-100KM.	P/KM	5.99	5.99	5.99	5.99	5.99	5.99	5.99	5.99
TRAIN FARE A/C SLP.101-500KM	P/KM.	4.77	4.77	4.77	4.77	4.77	4.77	4.77	4.77
TRAIN FARE A/C SLP > 500KM.	P/KM	4.32	4.32	4.32	4.32	4.32	4.32	4.32	4.32
PLATEFORM TICKET	EACH	10.00	10.00	10.00	10.00	10.00	10.00	10.00	10.00
AUTO RICKSHAW FARES	KM/MIN	75.00	0.00	45.00	75.00	50.00	70.00	60.00	60.00
FULL TONGA CHARGES	KM/MIN	0.00	0.00	0.00	0.00	65.00	90.00	50.00	60.00
TAXI 4 SEATER FARE	KM/MIN	110.00	110.00	75.00	0.00	100.00	100.00	100.00	100.00
BUS FARE MIN (WITHIN CITY)	TICKET	15.50	15.50	0.00	15.50	13.00	0.00	10.00	10.00
BUS FARE MAX (WITHIN CIT	TICKET	29.00	29.00	0.00	29.00	26.00	0.00	20.00	15.00
BUS FARE OUTSIDE CITY	P/KM.	1.00	1.00	1.00	1.00	1.00	1.00	1.00	1.00
A/C BUS FARE OUTSIDE CITY	P/KM.	1.64	1.64	1.64	1.64	2.50	2.00	1.45	1.45
MINIBUS FARE MIN.WITH IN CITY	TICKET	15.50	15.50	0.00	0.00	16.00	0.00	10.00	10.00
MINIBUS FARE MAX.WITH IN CITY	TICKET	29.00	29.00	0.00	0.00	43.00	0.00	20.00	10.00
SUZUKI FARE MIN.WITH IN CITY	TICKET	15.00	15.00	10.00	0.00	15.00	0.00	10.00	0.00
SUZUKI FARE MAXIMUM W.IN CITY	TICKET	22.00	22.00	10.00	10.00	27.00	0.00	20.00	0.00
AIR FARE ECONOMY CLASS.	P/KM.	18.20	18.20	0.00	0.00	18.20	0.00	0.00	0.00
POSTAL ENVELOPE DOMESTIC	EACH	8.00	8.00	8.00	8.00	8.00	8.00	8.00	8.00
ENVELOPE FOR SAUDI ARABIA	EACH	50.00	50.00	50.00	50.00	50.00	50.00	50.00	50.00
POSTAL REGISTRATION CHARGES	EACH	28.00	28.00	28.00	28.00	28.00	28.00	28.00	28.00
U.M.S. REG CHARGES MIN.	EACH	58.00	58.00	58.00	58.00	58.00	58.00	59.00	59.00
T.C.S. CH. MIN.WITH IN ZONE	EACH	110.00	110.00	110.00	110.00	110.00	110.00	110.00	110.00
TELEPHONE CHARGES LOCAL CALL	P/CALL	3.94	3.94	3.94	3.94	3.94	3.94	3.94	3.94
TEL CHARGES OUT SIDE CITY	P/CALL	3.94	3.94	3.94	3.94	3.94	3.94	3.94	3.94
INTERNET CHARGES	P/HOUR	27.50	27.50	27.50	50.00	15.00	12.00	20.00	20.00
MOBILE CELL CHARGES	P/UNIT	3.00	3.00	3.00	3.00	2.50	3.00	3.00	3.00
FAX CHARGES (LOCAL)	P/PAGE	12.50	12.50	12.50	12.50	10.00	20.00	30.00	30.00
TELEPHONE SET AV. QLTY	EACH	625.00	725.00	550.00	812.50	775.00	650.00	450.00	475.00
MOBILE SET NOKIA/SONY/ERICSON/SAMSUNG WITHOUT CAMERA	EACH	2133.33	2175.00	2125.00	2450.00	2700.00	2200.00	2825.00	4250.00
T.V. 20" COLORED WEGA H-A21.	EACH	18108.33	18200.00	18100.00	18100.00	20500.00	18900.00	15000.00	18500.00
T.V 20" COLOR CHINA/KORIA)	EACH	14250.00	14250.00	14250.00	14250.00	6500.00	13500.00	7000.00	7000.00
V.C.P. PANASONIC/LG/NAT	EACH	5900.00	5900.00	5550.00	5750.00	4200.00	0.00	0.00	0.00
DVD/VCD PLAYER PANASONIC/LG	EACH	3750.00	3750.00	3550.00	3750.00	6542.86	4500.00	4600.00	4100.00
RADIO WITH C.PLAYER NATIONAL	EACH	2150.00	2150.00	2150.00	2050.00	1825.00	1800.00	2262.50	2500.00
PERSONNEL COMPUTER (BRANDED)	EACH	69250.00	69250.00	69250.00	69500.00	53000.00	37000.00	37400.00	37500.00
VID. CASSETTE BLK. TDK/SONY	EACH	144.17	145.00	135.00	175.00	122.50	155.00	0.00	0.00
COM. C.D. (TDK/IMATION)	EACH	56.67	59.38	75.00	75.00	37.14	60.00	35.00	35.00
TAPE RECORDER CASSETTE BLANK	EACH	42.50	47.50	42.50	47.50	40.00	65.00	35.00	35.00
VIDEO GAME SEGA 16 BYTE	EACH	1150.00	1150.00	1175.00	1050.00	950.00	1650.00	1050.00	0.00
CINEMA A/C. HIGH CLASS	TICKET	100.00	0.00	0.00	0.00	115.71	0.00	80.00	0.00
CINEMA NON-A/C HIGH CLASS	TICKET	50.00	0.00	0.00	0.00	72.86	50.00	60.00	0.00
CABLE CHARGES	PER MONT	325.00	325.00	275.00	300.00	275.00	200.00	300.00	300.00
TV.LICENCE FEE DOMESTIC	YEARLY	420.00	420.00	420.00	420.00	420.00	420.00	420.00	420.00
ENGLISH BOOK CLASS V1	EACH	77.00	77.00	77.00	77.00	77.00	77.00	77.00	77.00
ENGLISH BOOK CLASS IX OR X	EACH	129.00	129.00	129.00	129.00	129.00	129.00	129.00	129.00
ENG. BOOK IST.YR COMPLETE SET	EACH	82.00	82.00	82.00	82.00	82.00	82.00	82.00	82.00
ENGLISH BOOK BA/B.SC	EACH	178.00	178.00	178.00	178.00	178.00	178.00	178.00	178.00
URDU BOOK CLASS V (T.B.BORD)	EACH	70.00	70.00	70.00	70.00	70.00	70.00	70.00	70.00
URDU BOOK CLASS IX/X(T.B.B)	EACH	137.00	137.00	137.00	137.00	137.00	137.00	137.00	137.00
URDU BOOK IST.YEAR/INTER	EACH	51.00	51.00	51.00	51.00	51.00	51.00	51.00	51.00
URDU BOOK BA/B.SC	EACH	140.00	140.00	140.00	140.00	140.00	140.00	140.00	140.00
MATHS BOOK CALSS V (T.B.B)	EACH	84.00	84.00	84.00	84.00	84.00	84.00	84.00	84.00
MATHS BOOK CLASS IX OR X	EACH	236.00	236.00	236.00	236.00	236.00	236.00	236.00	236.00
MATHS BOOK IST.YEAR (T.B.B)	EACH	156.00	156.00	150.00	156.00	156.00	156.00	156.00	156.00
PAKISTAN STUDIES BOOK BA/B.SC	EACH	125.00	125.00	125.00	125.00	125.00	125.00	125.00	125.00
DAILY "DAWN"	P/COPY	19.00	19.00	19.00	19.00	19.00	19.00	19.00	19.00
DAILY "JANG"	P/COPY	12.00	12.00	12.00	12.00	12.00	12.00	12.00	12.00
DAILY "NAWA-E-WAQT"	P/COPY	12.00	12.00	12.00	12.00	12.00	12.00	12.00	12.00

Contd.

7.11 Intercity Consumer Prices October, 2014

Description	Unit	Rawalpindi	Islamabad	Attock	Jehlum	Lahore	Sahiwal	Gujranwala	Wazirabad
WEEKLY "AKHBAR-E-JAHAN"	P/COPY	55.00	55.00	55.00	55.00	55.00	55.00	55.00	55.00
WEEKLY "MAG"	P/COPY	45.00	45.00	45.00	45.00	45.00	45.00	45.00	45.00
MONTHLY "NAUNEHAL DIGEST"	P/COPY	35.00	35.00	35.00	35.00	35.00	35.00	35.00	35.00
PAPER FOOLSCAPE (27"x17")	QUIRE	57.50	57.50	57.50	55.00	25.00	25.00	30.00	30.00
EXERCISE.BOOK LINED 80/100 PGS	EACH	57.50	62.50	57.50	52.50	30.00	35.00	32.50	40.00
PENCILGOLDFISH/DEER	EACH	8.00	8.00	8.00	8.00	6.00	6.00	5.00	5.00
PEN INK DOLLOR 57 ML BOTTLE	EACH	25.00	25.00	25.00	20.00	20.00	20.00	20.00	20.00
PHOTOSTATE PAPER 70 GM	PRT	365.00	365.00	365.00	305.00	350.00	330.00	285.00	280.00
BALL PEN (local)	EACH	8.00	8.00	8.00	8.00	6.00	6.00	5.00	5.00
FOUNTAIN PEN HERO/WINGS/CHINA	EACH	47.50	47.50	47.50	46.25	45.00	50.00	40.00	40.00
PRIVATE SCHOOL FEE ENGLISH MED. AVG. STAND. (CLASS I)	P/ MONTH	2854.17	2618.75	712.50	1852.50	1378.57	1800.00	1550.00	1100.00
PRIVATE SCHOOL FEE ENGLISH MED. AVG. STAND. (CLASS V)	P/ MONTH	2833.33	2650.00	787.50	1802.50	1571.43	1800.00	1650.00	1300.00
PRIVATE SCHOOL FEE ENGLISH MED. AVG. STAND. (CLASS VI)	P/ MONTH	2850.00	2925.00	812.50	1822.50	1787.50	1875.00	1800.00	1400.00
PRIVATE SCHOOL FEE ENGLISH MED. AVG. STAND. (CLASS X)	P/ MONTH	3070.83	3275.00	962.50	1927.50	2157.14	2050.00	1850.00	1500.00
PRIVATE MEDICLE COLLEGE FEE MBBS (IST YEAR)	P/ MONTH	50468.75	50468.75	50468.75	0.00	30208.00	0.00	0.00	0.00
PRIVATE ENGINEERING COLLEGE FEE (ISTR YEAR)	P/ MONTH	14975.25	14975.25	11011.50	0.00	19550.00	0.00	0.00	0.00
GOVT. COLLEGE FEE IST. YEAR	MONTH	50.00	195.00	50.00	50.00	60.00	50.00	50.00	50.00
GOVT. COLLEGE FEE 4TH. YEAR	MONTH	60.00	225.00	60.00	60.00	70.00	60.00	60.00	60.00
GOVT. UNIVERSITY FEE MSC.	MONTH	77.50	1000.00	77.50	80.00	97.79	80.00	115.00	77.50
GOVT. MED. COLLEGE FEE MBBS	MONTH	873.00	873.00	873.00	0.00	1250.00	1250.00	0.00	873.00
GOVT. ENGG. COLL. FEE I YEAR	MONTH	600.00	600.00	600.00	0.00	750.00	500.00	0.00	1558.00
COACHING FEE FOR CLASS IX/X	P/ MONTH	2750.00	2987.50	1550.00	3000.00	1828.57	1400.00	600.00	500.00
COACHING CHARGES FOR CLASS IST YEAR/INTER (SCIENCE)	P/ MONTH	3250.00	3450.00	2200.00	3500.00	2821.43	2300.00	1200.00	800.00
COACHING CHARGES FOR CLASS IST YEAR/INTER (COMMERCE)	P/ MONTH	2691.67	3062.50	1900.00	3500.00	2792.86	1300.00	1200.00	800.00
I.T. TUITION FEES	P/ MONTH	2100.00	2100.00	1450.00	3231.25	6066.80	1500.00	4500.00	3900.00
MBA TUITION FEES	P/ MONTH	13955.00	13955.00	7667.00	4500.00	15687.50	0.00	7000.00	2000.00
BREAD TANDOORI ST. SIZE	EACH	7.50	7.50	6.50	6.00	6.00	6.00	6.00	6.00
COOKED MUTTON (AV. HOTEL)	PLATE	145.83	150.00	190.00	145.00	200.71	150.00	120.00	120.00
COOKED BEEF (AV. HOTEL)	PLATE	81.25	83.75	75.00	80.00	78.21	80.00	60.00	60.00
COOKED DAL (AV. HOTEL)	PLATE	50.83	56.25	47.50	47.50	50.71	40.00	35.00	35.00
CHICKEN BIRYANI FULL/DOUBLE	PLATE	115.00	125.00	145.00	100.00	128.93	130.00	110.00	110.00
TEA PREPARED (ORDINARY)	CUP	20.00	20.00	20.00	17.50	19.21	20.00	17.50	15.00
HAIRCUT CHARGES FOR MEN	P/CUT	86.25	102.50	75.00	55.00	96.43	80.00	60.00	60.00
BEAUTY PORL HAIR STYL CHARGE	P/STY.	341.67	425.00	275.00	425.00	228.57	250.00	350.00	300.00
SHAVING CHARGES	PER SHV	49.58	60.00	55.00	40.00	46.43	40.00	40.00	40.00
LIPSTICK S.MISS/MEDORA	EACH	110.00	110.00	110.00	110.00	120.00	100.00	110.00	110.00
NAIL POLISH S.MISS/MEDORA	EACH	105.00	105.00	105.00	105.00	110.00	95.00	60.00	60.00
PERFUME MED.SIZE MEDORA/BROACH	EACH	180.00	180.00	180.00	180.00	180.00	170.00	110.00	110.00
HAIR-OIL AMLA/CHAMBELI	BOTTLE	100.00	100.00	110.00	100.00	130.00	110.00	110.00	110.00
TOILET SOAP LUX 95 GRAMS	EACH	40.38	40.38	40.38	40.38	40.38	40.38	40.38	40.38
TOILET SOAP LIFEBOUY 140 GRM	EACH	36.00	36.00	36.00	36.00	36.00	36.00	36.00	36.00
TOILET SOAP SAFEGUARD BATH SIZE	EACH	48.00	48.00	48.00	48.00	48.00	48.00	48.00	48.00
TOOTHPASTE MACKLINES 70 GRM	EACH	50.00	50.00	50.00	50.00	50.00	50.00	50.00	50.00
TOOTHPAST MED SIZE CLGATE 70 GMS	EACH	60.67	60.67	60.67	60.67	60.67	60.67	60.67	60.67
TOOTHBRUSH SHEILD A/PLAUQUE	EACH	22.00	22.00	22.00	22.00	35.00	55.00	50.00	45.00
TOOTHPOWDER DENTONIC 90 GRM	EACH	28.00	28.00	28.00	28.00	28.00	25.00	25.00	25.00
HAIR-COLOUR BEGIN (6 GMS)	EACH	95.00	95.00	95.00	95.00	95.00	95.00	95.00	95.00
HAIR COLOUR (KALAKOLA)	BOTTLE	130.00	130.00	120.00	130.00	120.00	120.00	130.00	130.00
FACECREAM PONDS (MEDIUM)	EACH	110.00	110.00	110.00	110.00	110.00	110.00	110.00	110.00
TALC POWDER VICE ROAY,B.CAT	EACH	135.00	135.00	135.00	135.00	130.00	130.00	135.00	135.00
BLADE TREET ORDINARY 10'S	PKT.	30.00	30.00	30.00	30.00	35.00	32.00	40.00	40.00
BLADE 7-O-CLOCK STAIN. 5'S	PKT.	35.00	35.00	35.00	35.00	32.00	30.00	35.00	35.00
SHAMPOO SUNSILK/PAINTIN 100 ML	BOTTLE	110.00	110.00	110.00	110.00	110.00	110.00	110.00	110.00
BEAUTY CREAM (FAIR & LOVELY)	EACH	65.00	65.00	65.00	65.00	99.00	155.00	155.00	155.00
HAIR REMOVING CREAM (EU-CREAM)	TUBE	65.00	65.00	65.00	65.00	65.00	65.00	65.00	65.00
GEL MEDIUM SIZE	BOTTLE	102.50	107.50	100.00	127.50	65.00	120.00	65.00	60.00
DISPOSABLE RAZOR GILLET-II	EACH	35.00	35.00	35.00	40.00	35.00	40.00	43.00	35.00
SHAVING CREAM TOUCH-ME/ADM.	EACH	65.00	65.00	65.00	65.00	60.00	60.00	60.00	60.00
GOLD TEZABI 24 CT	10 GM.	41400.00	41400.00	41200.00	41150.00	41150.00	40295.00	41000.00	41400.00
SILVER TEZABI 24 CT	10 GM.	662.50	662.50	690.00	700.00	620.00	600.00	628.00	667.00
ARTIFICIAL JEWELLARY SET	SET	1225.00	1275.00	850.00	650.00	957.14	500.00	800.00	700.00
WRIST WATCH GENTS CITIZEN (ORIGINAL) ***	EACH	4900.00	4900.00	4900.00	3750.00	6535.71	4250.00	2500.00	2500.00
WRIST WATCH LADIES CITIZEN (ORIGINAL) ***	EACH	4900.00	4900.00	4900.00	3750.00	6750.00	4250.00	2500.00	2400.00
WALL CLOCK QUARTZ AV.QLTY	EACH	520.83	550.00	550.00	310.00	600.00	600.00	487.50	425.00
SUITCASE REXIN (24"x16"x6")	EACH	1583.33	1587.50	1425.00	775.00	932.14	1050.00	725.00	775.00
TRUNK MEDIUM SIZE ***	EACH	2250.00	2243.75	1975.00	1950.00	2246.43	2000.00	1525.00	1500.00
PURSE LADIES (LEATHER) AVERAGE QUALITY	EACH	529.17	612.50	525.00	437.50	1021.43	712.50	712.50	700.00

7.11 Intercity Consumer Prices October, 2014

Description	Unit	Sialkot	Faisalabad	Jhang	Multan	Muzaffar- garh	D.G. Khan	Vehari	Sargo- dha
WHEAT	10 KG.	357.50	335.00	345.00	335.00	335.00	337.50	332.50	335.00
WHEAT FLOUR FINE/SUPERIOR.	KG.	50.00	41.00	40.00	42.00	42.00	42.00	42.00	39.50
WHEAT FLOUR AVG. QLTY	KG.	42.00	37.00	39.00	39.00	39.00	38.25	40.00	36.00
WHEAT FLOUR BAG	10 KG.	400.00	370.00	380.00	390.00	390.00	382.50	390.00	392.50
MAIDA	KG.	55.00	51.25	48.00	50.00	50.00	50.00	50.00	51.00
SUJI	KG.	55.00	51.25	50.00	50.00	50.00	50.00	50.00	51.00
BESAN AV. QLTY.	KG.	70.00	80.00	68.00	72.50	72.50	80.00	80.00	70.00
RICE BASMATI SUP. QLTY.	KG.	130.00	137.50	130.00	139.17	137.50	120.00	135.00	135.00
RICE BASMATI 385/386	KG.	105.00	95.00	85.00	82.50	87.50	80.00	87.50	77.50
RICE BASMATI BROKEN AV.QLTY	KG.	70.00	83.75	75.00	77.50	67.50	75.00	75.00	67.50
RICE IRRI-6 (SINDH/PUNJAB)	KG.	52.50	65.00	45.00	41.00	41.00	40.00	45.00	52.50
VERMICELLI	KG.	65.00	90.00	70.00	80.00	80.00	80.00	80.00	70.00
BREAD PLAIN MEDIUM SIZE	EACH	40.00	40.00	40.00	45.00	45.00	45.00	40.00	40.00
RUSK (PAPAY)	KG.	140.00	195.00	150.00	208.33	200.00	180.00	190.00	180.00
BISCUITS-PACKED	PKT	35.00	35.00	35.00	35.00	35.00	35.00	35.00	35.00
BISCUIT-BAKERY (LOOSE)	250 GM	80.00	73.75	65.00	90.00	70.00	80.00	75.00	75.00
CORNFLAKS FAUJI 225 GM.	PKT	166.50	171.00	166.50	175.50	175.50	166.50	176.40	166.50
SAMOSA (VEGATABLE)	EACH	15.00	19.00	15.00	14.33	13.50	10.00	15.00	17.50
PASTRY AV.QLTY.	EACH	25.00	23.75	30.00	35.00	22.50	30.00	30.00	30.00
PATTIES (VEGATABLES)	EACH	20.00	23.75	30.00	26.67	25.00	20.00	15.00	30.00
NIMCO	250 GM	50.00	67.50	65.00	67.50	67.50	60.00	70.00	65.00
CHIPS	250 GM	65.00	66.25	100.00	83.33	82.50	65.00	60.00	90.00
BEEF WITH BONE AV.QLTY.	KG	280.00	275.00	260.00	290.00	255.00	275.00	250.00	275.00
MUTTON AV.QLTY.	KG	600.00	600.00	550.00	590.00	475.00	575.00	450.00	550.00
CHICKEN FARM BROILER (LIVE)	KG	121.00	116.50	140.00	134.17	132.50	120.00	107.50	125.00
FISH-RAHU MEDIUM SIZE	KG	250.00	265.00	300.00	255.00	245.00	260.00	290.00	225.00
MILK FRESH (UNBOILED)	LTR.	70.00	70.00	60.00	75.00	70.00	70.00	65.00	60.00
CURD	KG.	80.00	80.00	70.00	85.00	80.00	85.00	71.25	70.00
MILK TETRA PACK 1/2 LTR.	PKT.	60.00	60.00	60.00	60.00	60.00	60.00	60.00	60.00
LACTOGEN 400 GRAMS	PKT.	425.00	425.00	425.00	425.00	425.00	425.00	425.00	425.00
POWDER MILK NIDO 400GM.	PKT	350.00	350.00	350.00	350.00	350.00	350.00	350.00	350.00
MILK POWDER LOOSE/PACKED	KG.	420.00	525.00	400.00	512.50	530.00	640.00	590.00	525.00
BUTTER LOCAL PACKED	50 GM.	25.00	32.00	30.00	27.00	27.00	30.00	25.00	30.00
EGGS FARM	DOZ	110.00	107.50	100.00	102.50	105.00	100.00	100.00	104.00
MUSTARD OIL AV.QLTY.	KG.	160.00	195.00	170.00	172.50	180.00	170.00	175.00	190.00
COOKING OIL (DALDA)	2.5LTR	545.00	545.00	530.00	540.00	540.00	545.00	540.00	520.00
COOKING OIL (PAKWAN) OTHER BRAND SPECIFY	2.5 LTR	505.00	525.00	530.00	545.00	545.00	545.00	540.00	445.00
VEGETABLE GHEE TIN	2.5KG.	505.00	510.00	510.00	510.00	510.00	510.00	510.00	505.00
VEGETABLE GHEE (LOOSE)	KG.	150.00	146.25	165.00	157.50	158.00	155.00	194.00	145.00
DATES AV.QLTY.	KG.	200.00	177.50	200.00	188.33	180.00	180.00	190.00	130.00
PISTACHIO AV.QLTY.	50 GM.	150.00	77.50	80.00	124.17	125.00	120.00	150.00	145.00
ALMONDS WHOLE AV.QLTY.	KG.	500.00	475.00	480.00	356.67	335.00	550.00	512.50	450.00
COCONUT DRY AV.QLTY.	KG.	270.00	250.00	280.00	290.00	290.00	280.00	290.00	290.00
RAISINS AV.QLTY.	50 GM.	20.00	21.25	20.00	19.00	19.50	15.00	21.00	17.50
GROUNDNUTS (WITH SHELL)	KG.	190.00	200.00	160.00	161.67	165.00	120.00	135.00	160.00
MALTA/MOSAMBI	DOZ	100.00	80.00	50.00	100.00	90.00	100.00	85.00	55.00
KINNU	DOZ	0.00	0.00	0.00	0.00	0.00	0.00	0.00	0.00
APPLE	KG	65.00	100.00	110.00	110.00	120.00	80.00	135.00	65.00
ALOO BUKHARA	KG	0.00	0.00	0.00	0.00	0.00	0.00	0.00	0.00
POMEGRANATE (ANNAR)	KG	120.00	135.00	180.00	155.00	155.00	140.00	190.00	135.00
GRAPES	KG	190.00	110.00	120.00	160.00	145.00	200.00	190.00	140.00
BANANAS	DOZ	75.00	55.00	70.00	72.50	80.00	60.00	65.00	55.00
MANGO KALMI	KG	0.00	0.00	0.00	0.00	0.00	0.00	0.00	0.00
GUAVA	KG	80.00	45.00	90.00	69.17	60.00	60.00	45.00	70.00
WATERMELON (TURBOOZ)	KG	0.00	0.00	0.00	0.00	0.00	0.00	0.00	0.00
MUSKMELON (KHARBOOZA)	KG	0.00	0.00	0.00	0.00	0.00	0.00	0.00	0.00
SWEETMELON (GARMA)	KG	60.00	72.50	55.00	65.00	50.00	80.00	100.00	75.00
PULSE MASOOR (WHOLE)	KG.	115.00	122.50	110.00	114.17	117.50	110.00	125.00	105.00
PULSE MASOOR (WASHED)	KG.	120.00	135.00	140.00	128.33	130.00	120.00	135.00	150.00
PULSE MOONG (WASHED)	KG.	160.00	155.00	140.00	132.50	132.50	140.00	175.00	135.00

Contd.

7.11 Intercity Consumer Prices October, 2014

Description	Unit	Sialkot	Faisalabad	Jhang	Multan	Muzaffargarh	D.G. Khan	Vehari	Sargodha
PULSE MASH (WASHED)	KG.	175.00	172.50	145.00	157.50	157.50	160.00	165.00	160.00
PULSE GRAM	KG.	67.50	68.50	64.00	68.33	67.50	70.00	72.50	65.00
GRAM WHOLE BLACK AV.QLTY.	KG.	65.00	75.00	64.00	67.50	67.50	65.00	62.50	65.00
GRAM WHOLE YELLOW AV.QLTY	KG.	110.00	120.00	72.00	104.17	115.00	100.00	125.00	110.00
BEANS (LAL LOBIA)	KG.	150.00	140.00	130.00	180.00	190.00	180.00	190.00	170.00
POTATOES	KG	75.00	68.75	70.00	77.50	77.50	70.00	70.00	65.00
ONION	KG	50.00	37.50	37.50	42.50	42.50	40.00	35.00	37.50
TURNIP	KG	56.25	48.75	50.00	44.17	42.50	40.00	45.00	55.00
RADISH	KG	40.00	18.75	30.00	40.63	40.00	40.00	30.00	27.50
TOMATOES	KG	80.00	53.75	45.00	55.83	52.50	60.00	45.00	55.00
CABBAGE	KG	0.00	0.00	0.00	0.00	0.00	0.00	0.00	0.00
CAULIFLOWER	KG	65.00	33.75	45.00	42.50	42.50	40.00	35.00	75.00
BRINJAL	KG	30.00	21.25	27.50	29.17	22.50	30.00	27.50	25.00
PUMPKIN	KG	0.00	0.00	0.00	0.00	0.00	0.00	0.00	0.00
BOTTLEGOURD	KG	80.00	31.25	27.50	42.50	32.50	40.00	30.00	55.00
LADY FINGER	KG	90.00	40.00	55.00	57.50	57.50	60.00	35.00	75.00
PEAS	KG	0.00	0.00	0.00	0.00	0.00	0.00	0.00	0.00
SPINACH	KG	30.00	18.75	17.50	20.17	22.50	20.00	15.00	22.50
TINDA	KG	100.00	87.50	75.00	95.00	60.00	60.00	75.00	110.00
TURAI	KG	80.00	70.00	45.00	57.50	42.50	30.00	30.00	45.00
KARAILA	KG	95.00	77.50	45.00	62.50	60.00	60.00	60.00	75.00
ARVI	KG	50.00	45.00	45.00	54.17	47.50	60.00	40.00	65.00
CHILLIES GREEN	KG	75.00	51.25	35.00	56.67	52.50	60.00	55.00	45.00
CARROT	KG	0.00	0.00	0.00	0.00	0.00	0.00	0.00	0.00
COCUMBER (KHEERA)	KG	75.00	61.25	45.00	75.00	80.00	80.00	60.00	75.00
LEMON	250GM	30.00	23.00	30.00	32.50	32.50	40.00	27.50	30.00
SUGAR REFINED	KG.	60.00	59.00	60.00	57.50	58.00	60.00	58.00	58.00
GUR AV.QLTY	KG.	92.50	83.75	80.00	78.33	80.00	75.00	77.50	75.00
HONEY LANGANESE 500 GM.	BOTTLE	692.00	790.00	840.00	850.00	850.00	925.00	867.50	875.00
MILO 200 GM.	BOTTLE	222.00	210.00	167.00	200.00	200.00	265.00	200.00	200.00
CUSTARD POWDER RAFHAN 300 GM.	PKT	72.50	75.00	75.00	75.00	75.00	75.00	75.00	75.00
TOFFEE (HILAL)	EACH	1.00	2.00	2.00	1.00	1.00	1.00	2.00	2.00
CHOWKELATE CANDY (SMALL SIZE)	EACH	5.00	5.00	5.00	5.00	5.00	5.00	5.00	5.00
SWEETMEAT (MIXED)	KG	250.00	250.00	240.00	291.67	280.00	280.00	260.00	250.00
ICE CREAM WALLS	CUP.	40.00	40.00	40.00	40.00	40.00	40.00	40.00	40.00
ICE	KG	10.00	10.00	4.00	5.00	5.00	6.00	7.50	10.00
JAM AHMED/MITCHELLES	BOTTLE	120.00	130.00	120.00	120.00	120.00	130.00	135.00	130.00
SQUASH-MITCHELLES	BOTTLE	135.00	150.00	140.00	150.00	150.00	150.00	135.00	150.00
ROOH AFZA	BOTTLE	150.00	150.00	140.00	140.00	140.00	145.00	140.00	140.00
JAM-E-SHIREEN	BOTTLE	150.00	150.00	145.00	150.00	150.00	150.00	150.00	150.00
SAUNF	50 GM	17.50	15.75	15.00	15.67	19.00	10.00	19.00	15.00
CINAMON LOOSE AV. QLTY	50 GM.	20.00	25.00	30.00	15.17	19.00	15.00	20.00	27.50
CUMINSEED WHITE NATIONAL	50 GM.	52.00	54.00	55.00	52.00	52.00	52.00	52.00	50.00
PEPPER BLACK NATIONAL	50 GM.	96.00	96.00	96.00	96.00	96.00	96.00	96.00	96.00
CLOVES LOOSE AV.QLTY	50 GM.	95.00	98.25	80.00	97.50	97.50	80.00	95.00	135.00
CARDAMOM LARGE LOOSE AV.QLTY	50 GM.	105.00	102.50	140.00	153.33	152.50	150.00	155.00	170.00
CARDAMOM SMALL AV.QLTY	50 GM.	95.00	77.50	100.00	96.67	105.00	70.00	110.00	125.00
SALT-POWDERED (LAHORI) LOOSE	KG.	10.00	9.00	6.00	9.00	9.00	10.00	11.00	9.00
SALT POWDERED (NATIONAL/SHAN)	PKT	25.00	25.00	25.00	25.00	25.00	25.00	25.00	25.00
CHILLIES POWD.NATIONAL 200GM	PKT	105.00	105.00	105.00	105.00	105.00	105.00	105.00	105.00
CHILLIES POWDER LOOS	KG.	260.00	240.00	230.00	255.00	245.00	240.00	230.00	280.00
CORRIANDER SEED POWD.NATIONAL	PKT	78.00	88.00	78.00	88.00	88.00	78.00	78.00	78.00
CORRIANDER SEED (LOOSE)	KG.	200.00	230.00	280.00	275.00	270.00	240.00	265.00	275.00
TURMERIC POWD.NATIONAL 50GM	PKT.	35.00	35.00	35.00	35.00	35.00	35.00	35.00	35.00
CURRY POWD. NATIONAL 200 GM	PKT.	87.00	87.00	87.00	86.00	86.00	86.00	87.00	87.00
TOMATO KETCHUP AHMED/MITCHL	BOTTLE	85.00	85.00	80.00	80.00	80.00	80.00	85.00	75.00
PICKLES AHMED/MITCHELLES	BOTTLE	100.00	110.00	90.00	95.00	95.00	90.00	120.00	110.00
VINEGAR SYNTHETIC (SIRKA)	BOTTLE	80.00	95.00	80.00	75.00	75.00	80.00	80.00	50.00
GARLIC	KG	120.00	110.00	120.00	117.50	115.00	150.00	115.00	115.00
GINGER	KG	200.00	217.50	175.00	208.33	215.00	300.00	240.00	220.00
TAPAL DANEDAR TEA 200GM PACKET	PKT	126.32	113.68	126.32	126.32	126.32	113.68	108.42	126.32

Contd.

7.11 Intercity Consumer Prices October, 2014

Description	Unit	Sialkot	Faisalabad	Jhang	Multan	Muzaffargarh	D.G. Khan	Vehari	Sargodha
TEA LIPTON YELLOW LABEL 200GM.	PKT.	128.42	128.42	128.42	128.42	128.42	128.42	128.42	128.42
TEA LOOSE KENYA AV.QLTY 250GM.	PKT.	115.00	145.75	115.00	115.83	120.00	122.50	120.00	130.00
COFFEE-NESCAFE 75 GM. **	BOTTLE	275.00	360.00	330.00	320.00	320.00	330.00	300.00	325.00
COLD DRINK (STANDARD SIZ)	BOTTLE	20.00	25.00	22.00	20.00	20.00	25.00	22.00	23.50
FRUIT JUICE TETRA PACK	PKT.	15.00	20.00	18.00	18.00	18.00	15.00	15.00	20.00
MINERAL WATER NESTLE 1.5 LTR	BOTTLE	45.00	45.00	50.00	45.00	45.00	45.00	50.00	45.00
CIGARETTES K-2 10'S **	PKT	50.00	45.00	50.00	43.00	43.00	43.00	48.00	48.00
CIGARETTES CAPSTAN 10'S **	PKT	50.00	50.00	50.00	47.00	47.00	47.00	50.00	50.00
CIGARETTES GOLD LEAF 20'S	PKT	100.00	100.00	100.00	96.00	96.00	96.00	100.00	100.00
CIGARETTES MORVEN GOLD 20'S	PKT	50.00	50.00	50.00	47.00	47.00	47.00	50.00	50.00
BETEL LEAVES	50GM.	65.00	76.25	60.00	50.00	55.00	60.00	52.50	70.00
BETEL NUTS	KG.	400.00	330.00	420.00	290.00	275.00	225.00	387.50	290.00
LONG CLOTH 57" GUL AHMED/AL-KARAM	METER	135.00	237.50	360.00	250.00	250.00	237.50	165.00	225.00
SHIRTING AV.QLTY.	METER	175.00	125.00	300.00	210.00	190.00	175.00	155.00	140.00
PANT CLOTH W & WEAR AV.QLTY	METER	215.00	475.00	400.00	342.50	342.50	325.00	412.50	425.00
LAWN PRINTED GUL AHMED/AL-KARAM	METER	177.50	240.00	360.00	290.00	270.00	237.50	175.00	360.00
GEORGETTE AV.QLTY	METER	130.00	160.00	350.00	108.00	115.00	125.00	145.00	162.50
LINEN AV.QLTY ***	METER	140.00	140.00	250.00	230.00	210.00	137.50	160.00	135.00
HEAVY WT SUITING LAWERNCPUR AVG QLTY	METER	925.00	1375.00	1600.00	1200.00	1200.00	1200.00	1200.00	950.00
HEAVY WT SUITING LAWERNCPUR SUP QLTY	METER	950.00	1525.00	1800.00	1950.00	1950.00	1950.00	1950.00	1200.00
TROPICAL SUITING LAW.PUR	METER	800.00	1100.00	1600.00	1200.00	1200.00	700.00	1000.00	950.00
PANT BOY 24"/26" LENGTH.	EACH	380.00	400.00	550.00	380.00	365.00	550.00	525.00	400.00
SHIRT BOY 24"/26" LENGTH	EACH	355.00	277.50	450.00	310.00	290.00	350.00	275.00	275.00
SCHOOL UNI. PANT,SHIRT BOYS	SUIT	625.00	475.00	700.00	573.33	525.00	650.00	412.50	462.50
SCHOOL UNI. KAMEEZ,SHAL.BOYS	SUIT	625.00	475.00	750.00	518.00	675.00	750.00	412.50	550.00
SCHOOL UNI. KAMEEZ,SHAL.GIRL	SUIT	575.00	562.50	700.00	516.67	675.00	750.00	412.50	530.00
FROCK W/WEAR GIRLS	EACH	625.00	675.00	1200.00	1325.00	1650.00	900.00	625.00	925.00
AWAMI-SUIT W & W(BOY) 24"/26	SUIT	825.00	556.25	1100.00	775.00	775.00	950.00	587.50	750.00
AWAMI-SUIT W&W (GENTS)AV.QLTY	SUIT	950.00	837.50	1350.00	985.00	1275.00	1450.00	1150.00	1750.00
PULLOVER GENTS OXFORD/BON.	EACH	2780.00	3100.00	3280.00	2830.00	2830.00	2600.00	3275.00	3400.00
PULLOVER LADIES OXFORD/BON.	EACH	2780.00	2500.00	2300.00	2450.00	2450.00	2500.00	3275.00	2500.00
PULLOVER (GENTS) OTHERS A.QTY	EACH	650.00	687.50	600.00	950.00	825.00	500.00	575.00	875.00
SECOND-HAND COAT FOR MEN	EACH	475.00	390.00	500.00	375.00	375.00	200.00	200.00	150.00
SECONDHAND SWEETER FOR MEN DUP QLTY	EACH	287.50	212.50	150.00	212.50	175.00	50.00	95.00	150.00
SECONDHAND WINTER JACKET	EACH	325.00	375.00	500.00	280.00	262.50	150.00	212.50	250.00
UNDERWEAR AV.QLTY MEDIUM SIZE	EACH	100.00	75.00	120.00	148.33	145.00	135.00	87.50	120.00
VEST FOR MEN AV.QLTY.	EACH	112.50	110.00	130.00	126.67	145.00	110.00	115.00	110.00
VEST/SHAMEEZ (WOMEN) AVG. QLTY	EACH	125.00	112.50	180.00	159.17	135.00	155.00	95.00	90.00
SOCKS NYLON (PAKISTANI)	PAIR	65.00	65.00	70.00	92.50	82.50	90.00	77.50	110.00
BRASSIER AV.QLTY.	EACH	175.00	112.50	220.00	149.17	87.50	135.00	95.00	110.00
BRASSIER SUP QLTY	EACH	462.50	340.00	595.00	336.67	210.00	350.00	225.00	425.00
DOPATTA GEORGETTE AV.QLTY.	EACH	275.00	231.25	400.00	216.67	210.00	250.00	325.00	225.00
DOPATTA COTTON AV GLTY	EACH	225.00	171.25	220.00	210.00	205.00	250.00	195.00	250.00
CHADDAR (W/WEAR) (2x2.5 MTR)	EACH	275.00	331.25	500.00	375.00	475.00	375.00	375.00	350.00
LUNGI/DHOTI(COTTON) AVG. QLTY	EACH	195.00	262.50	350.00	228.33	265.00	325.00	287.50	275.00
HANDKERCHIEF AVG. QLTY PAK	EACH	30.00	32.50	50.00	40.00	42.50	50.00	30.00	35.00
HANDKERCHIEF SUP. QLTY PAK	EACH	42.50	55.00	80.00	52.50	57.50	72.50	60.00	50.00
GLOVES AV QLTY	PAIR	75.00	70.00	80.00	96.67	95.00	160.00	72.50	90.00
AZARBAND COTTON AVG. QLTY	EACH	10.00	13.50	15.00	13.00	13.50	20.00	15.00	17.50
SEWING THREAD/REEL(ASLI PARI)	EACH	5.00	5.50	7.00	7.00	10.00	5.00	12.00	6.50
WASHING CHARGES PAINT & SHIRT	SUIT	150.00	65.00	100.00	106.67	105.00	60.00	100.00	135.00
DRY CLEANING SUIT COAT PANT	SUIT	350.00	307.50	300.00	278.00	262.50	250.00	325.00	325.00
WASHING CH. (KAMIZ-SHALWAR)	PAIR	90.00	65.00	70.00	73.33	70.00	60.00	80.00	80.00
TAILORING SHIRT	EACH	325.00	275.00	300.00	358.33	275.00	325.00	325.00	375.00
TAILORING CHARGES PANT (MEN)	EACH	625.00	450.00	500.00	470.00	425.00	750.00	512.50	600.00
TAILORING COAT-PANT SUIT	SUIT	3250.00	3250.00	3500.00	3450.00	3350.00	3250.00	3650.00	3000.00
TAILORING AWAMI-SUIT (MALE)	SUIT	475.00	550.00	475.00	516.67	425.00	550.00	425.00	475.00
TAILORING SUIT FEMALE	SUIT	500.00	375.00	475.00	335.00	325.00	500.00	387.50	550.00
GENTS SHOES PAUL BATA	PAIR	1199.00	1199.00	1199.00	1199.00	1199.00	1199.00	1199.00	1199.00
GENTS SANDAL BATA	PAIR	699.00	699.00	699.00	699.00	699.00	699.00	699.00	699.00
GENTS SPOUNG CHAPPAL BATA	PAIR	179.00	179.00	179.00	179.00	179.00	179.00	179.00	179.00

Contd.

7.11 Intercity Consumer Prices October, 2014

Description	Unit	Sialkot	Faisalabad	Jhang	Multan	Muzaffargarh	D.G. Khan	Vehari	Sargodha
LADIES SANDAL BATA	PAIR	499.00	499.00	499.00	499.00	499.00	499.00	499.00	499.00
LADIES SPOUNG CHAPPAL BATA	PAIR	179.00	179.00	179.00	179.00	179.00	179.00	179.00	179.00
CHILD SHOE POWER LITE BATA	PAIR	599.00	599.00	599.00	599.00	599.00	599.00	599.00	599.00
GENTS SHOE, ART 1109 SERVICE	PAIR	999.00	999.00	999.00	999.00	999.00	999.00	999.00	999.00
NYLON JOGGER 27 SIZE 2-5 ***	PAIR	1299.00	1299.00	1299.00	1299.00	1299.00	1299.00	1299.00	1299.00
CHINA FOOT WEAR AV. QLTY (MALE) *	PAIR	475.00	512.50	800.00	516.67	525.00	450.00	675.00	550.00
CHINA FOOT WEAR AV. QLTY (FEMALE) *	PAIR	325.00	287.50	700.00	325.00	325.00	325.00	325.00	550.00
CHINA FOOT WEAR AV. QLTY (CHILDREN) *	PAIR	325.00	243.75	500.00	275.00	225.00	275.00	262.50	400.00
SHOE REPAIR HALF SOLE	PAIR	60.00	130.00	125.00	126.67	72.50	75.00	55.00	150.00
SHOES POLISH CHARGES AVERAGE SHOP	PAIR	10.00	17.50	20.00	17.50	17.50	20.00	15.00	20.00
HOUSE RENT (combined)	MONTH	5746.00	5276.00	4260.00	6242.00	4417.00	3793.00	4498.00	5649.00
rent 2	pm	5746.00	5276.00	4260.00	6242.00	4417.00	3793.00	4498.00	5649.00
RENT3	PM	5746.00	5276.00	4260.00	6242.00	4417.00	3793.00	4498.00	5649.00
RENT4	PM	5746.00	5276.00	4260.00	6242.00	4417.00	3793.00	4498.00	5649.00
RENT5	PM	5746.00	5276.00	4260.00	6242.00	4417.00	3793.00	4498.00	5649.00
RENT6	PM	5746.00	5276.00	4260.00	6242.00	4417.00	3793.00	4498.00	5649.00
SYNTHETIC ENEMAL ROBIALAC BALTI 3.64 LTR.	EACH	2093.00	1720.00	1900.00	2083.00	2083.00	1600.00	2087.00	1947.74
SYNTHETIC ENEMAL ICI BALTI 3.64 LTR.	EACH	2080.00	1785.00	1900.00	2077.00	2077.00	1749.00	2077.00	1938.84
CEMENT (LOCAL) SPECIFY BRAND NAME	BAG	510.00	510.00	520.00	505.00	505.00	505.00	515.00	502.50
BRICKS (NEW) 1ST CLASS	P/1000	8000.00	6250.00	6000.00	5800.00	5000.00	4550.00	4825.00	6100.00
CEMENT BLOCKS (6"x8"x12")	P/100	0.00	0.00	0.00	0.00	0.00	0.00	0.00	0.00
BAJREE	100CFT	5200.00	5000.00	3600.00	4866.67	3100.00	2500.00	5100.00	2900.00
SAND (BLACK PIT SAND)	K100CFT	3500.00	2500.00	2300.00	2000.00	1600.00	1800.00	1400.00	1450.00
TIMBER SHESHAM LOG 1ST QUALITY	cubmt.	39500.00	63558.00	38846.00	71000.00	52965.00	52900.00	42377.00	63566.00
IRON BAR (M.S. BAR) 1/2"	P/TON	80000.00	83000.00	78000.00	81500.00	80000.00	81000.00	87500.00	85000.00
CARPANTER WAGE RATE	P/DAY	700.00	600.00	800.00	775.00	625.00	750.00	575.00	650.00
MASON (RAJ) WAGE RATE	P/DAY	825.00	800.00	800.00	725.00	700.00	775.00	600.00	700.00
UNSKILLED LABOUR WAGE RATE	P/DAY	475.00	475.00	400.00	425.00	400.00	400.00	350.00	450.00
PLUMBER WAGE RSTE	P/DAY	0.00	625.00	800.00	775.00	700.00	750.00	575.00	625.00
ELECTICIAN WAGE RATE PER DAY **	P/DAY	0.00	0.00	800.00	0.00	0.00	0.00	575.00	600.00
ELECTICIAN WAGE RATE PER POINT **	P/PNT	127.50	115.00	85.00	95.00	80.00	70.00	70.00	110.00
WATER CHARGES PER HOUSE	P/MONTH	100.00	128.75	60.00	100.00	0.00	75.00	50.00	25.00
ELECT.CHARGES UPTO 50 UNITS	P/UNIT	2.00	2.00	2.00	2.00	2.00	2.00	2.00	2.00
ELECT.CHARGES 01 - 100 UNIT	P/UNIT	5.79	5.79	5.79	5.79	5.79	5.79	5.79	5.79
ELECT.CHARGES 101 - 300 UNIT	P/UNIT	9.70	9.70	9.70	9.70	9.70	9.70	9.70	9.70
ELECT.CHARGES 301 - 1000 UNIT	P/UNIT	15.27	15.27	15.27	15.27	15.27	15.27	15.27	15.27
ELECT.CHARGES ABOVE 1000 UNIT	P/UNIT	17.41	17.41	17.41	17.41	17.41	17.41	17.41	17.41
ELEC	PM	10.03	10.03	10.03	10.03	10.03	10.03	10.03	10.03
GAS CHRNG upto 3.3719 MMBUT	MMBTU	124.18	124.18	124.18	124.18	124.18	124.18	0.00	124.18
GAS CHRNG 3.3719 - 6.7438 MMBUT	MMBTU	248.37	248.37	248.37	248.37	248.37	248.37	0.00	248.37
GAS CHRNG 6.7438 - 10.1157 MMBUT	MMBTU	248.37	248.37	248.37	248.37	248.37	248.37	0.00	248.37
GAS CHRNG10.1157 - 13.4876 MMBUT	MMBTU	620.91	620.91	620.91	620.91	620.91	620.91	0.00	620.91
GAS	PM	620.91	620.91	620.91	620.91	620.91	620.91	0.00	620.91
GAS	PM	372.55	372.55	372.55	372.55	372.55	372.55	0.00	372.55
KEROSENE OIL	LTR	120.00	100.00	109.00	113.00	117.00	110.00	120.00	109.00
FIREWOOD WHOLE	40 KG.	600.00	600.00	500.00	545.00	525.00	450.00	490.00	475.00
CHAIR SHESHAM WOOD WITH ARMS **	EACH	1850.00	1450.00	2000.00	1450.00	1450.00	1500.00	1900.00	2000.00
CHAIR PLASTIC (CHAIRMAN) AVERAGE QUALITY	EACH	500.00	725.00	725.00	675.00	650.00	575.00	650.00	850.00
TABLE SHESHAM WOOD (4X2X5") ***	EACH	6500.00	4750.00	3500.00	4020.00	4250.00	3000.00	3000.00	3750.00
SOFASET WOODEN WITH FOAM SEAT **	SET	12500.00	17500.00	18000.00	13500.00	12250.00	16000.00	14500.00	18000.00
COT IRON (WITH NIWAR)AV.QLTY.	EACH	1550.00	1550.00	2200.00	1850.00	1750.00	1550.00	1450.00	1900.00
ALMIRAH (STEEL) 6'X3' 20 GUAGE	EACH	7900.00	9550.00	8000.00	6700.00	6750.00	9000.00	12000.00	10750.00
DINNING TABLE 6 CHAIRS A.QLTY	SET	13100.00	17500.00	25000.00	18250.00	16500.00	19500.00	21000.00	23500.00
SINGLE BED WITHOUT FOAM MED.	EACH	5500.00	4350.00	8000.00	5625.00	4900.00	4750.00	5000.00	5500.00
MATRESS SINGLE(4"THICK)	EACH	3250.00	4970.00	5240.00	5000.00	5050.00	5100.00	5100.00	4900.00
FARSHI DARI 12'X9' AV.QLTY	EACH	925.00	1125.00	2500.00	1200.00	1300.00	1000.00	1175.00	1250.00
DARI COTTON (6'x2 1/2') AV.QL	EACH	387.50	512.50	475.00	450.00	600.00	400.00	325.00	550.00
CARPET PLAIN AV. QLTY	SQFT.	35.00	57.50	35.00	31.83	30.00	25.00	29.00	37.50
QUILT (LIHAF) 3 KG. COTTON	EACH	725.00	1000.00	1200.00	956.25	725.00	500.00	775.00	1400.00
BLANKET (90" x 54")	EACH	2300.00	4750.00	4000.00	3750.00	3750.00	1800.00	3750.00	4500.00
BEDSHEET SINGLE BED SUP.QLTY	EACH	360.00	825.00	700.00	633.33	525.00	550.00	625.00	700.00

Contd.

7.11 Intercity Consumer Prices October, 2014

Description	Unit	Sialkot	Faisalabad	Jhang	Multan	Muzaffar- garh	D.G. Khan	Vehari	Sargo- dha
BED SHEET DOUBLE WITH TWO PILLOW COVERS SUP QLTY	SET	1100.00	1625.00	1200.00	1258.33	1150.00	900.00	1225.00	1350.00
TOWEL(3'x2') AV. QALTY	EACH	105.00	180.00	250.00	242.00	235.00	200.00	275.00	190.00
CEILING FAN 48" SUPER QLTY **	EACH	2400.00	2895.00	2850.00	3095.00	3095.00	3095.00	3095.00	3400.00
PEDESTAL FAN 22" SUPER QLTY	EACH	3300.00	4500.00	4200.00	4870.00	4750.00	4600.00	4750.00	4000.00
REFG. DAWLENCE 10 CFT. D.DOOR	EACH	34500.00	29400.00	29800.00	29700.00	29400.00	31500.00	29200.00	33000.00
D-FREEZER WAVES 8 CFT.	EACH	28400.00	28000.00	30800.00	30400.00	30400.00	27000.00	30200.00	28500.00
AIRCONDITIONER 1.5 TON PEL	EACH	30000.00	41000.00	41500.00	40000.00	40000.00	42000.00	35000.00	35000.00
SPLIT AIR CONDITIONER 1.5 TON (SPECIFY BRAND NAME)	EACH	41000.00	44000.00	48000.00	48400.00	48400.00	49500.00	42500.00	42250.00
AIRCOOLER SUPER ASIA	EACH	10000.00	12000.00	13500.00	13000.00	13000.00	14500.00	14400.00	13250.00
WASHING MACHINE SINGER	EACH	15600.00	15900.00	15450.00	15600.00	15600.00	15650.00	15500.00	15900.00
SEWING MACHINE(SINGER)	EACH	5860.00	5830.00	5800.00	5860.00	6400.00	6400.00	6210.00	5810.00
GIZER LARGE SIZE 30 GALLON CAPACITY SUP QLTY	EACH	13750.00	19500.00	19500.00	19600.00	19400.00	20900.00	19400.00	19000.00
GAS BURNER DOUBLE SPFY.BRAND	EACH	1250.00	1550.00	2000.00	1475.00	1500.00	1300.00	1250.00	1800.00
ELECT. IRON PHILIPS MDL.1120	EACH	1450.00	1780.00	1500.00	2100.00	1600.00	2100.00	1500.00	2500.00
ELECTRIC JUICER FOR APPLE	EACH	6000.00	5750.00	7875.00	8400.00	8200.00	3600.00	8250.00	4250.00
S.STEEL DEGHCHI MEDIUM SIZE ***	EACH	430.00	575.00	400.00	767.50	400.00	350.00	737.50	425.00
ALUMINIUM COOKING PAN (DEGCHI) MED SIZE	EACH	460.00	475.00	550.00	296.25	285.00	350.00	565.00	475.00
NON STICK COOKING PAN (DEGCHI) SUP. QLTY	EACH	675.00	1075.00	800.00	765.71	650.00	800.00	765.00	725.00
FRYING PAN STEEL AVG. QLTY MED. SIZE	EACH	310.00	312.50	400.00	295.00	195.00	300.00	255.00	225.00
TAWA IORN (MEDIUM SIZE) AVG. QLTY	EACH	275.00	225.00	275.00	192.50	190.00	200.00	210.00	237.50
S.STEEL PLATE A.QLTY.(M.SIZE)	EACH	67.50	57.50	80.00	75.00	55.00	60.00	72.50	65.00
TABLE SPOON S.STEEL SUP.QLTY.	DOZEN	305.00	325.00	350.00	275.83	245.00	350.00	390.00	400.00
WATER SET JUG+6 GLASSES (OMROC)	SET	737.50	725.00	450.00	431.25	475.00	350.00	390.00	800.00
TEA SET PAK. CHINAWARE 21 PCS.	SET	1025.00	1500.00	2000.00	1637.50	1825.00	2000.00	2050.00	1900.00
DINNER SET PLASTIC 72 PIECES SUPERIOR QLTY	SET	2750.00	8250.00	4500.00	4675.00	4750.00	5250.00	5500.00	5250.00
HOTPOT SET PLASTIC 3 PCS.	SET	825.00	1212.50	1350.00	1275.00	1050.00	1600.00	1425.00	1350.00
BUCKET(BALTI) PLASTIC MED.SIZ	EACH	205.00	325.00	300.00	290.00	255.00	350.00	312.50	375.00
LOTA PLASTIC (MED SIZE) AVERAGE QUALITY	EACH	35.00	40.00	50.00	46.67	55.00	50.00	52.50	45.00
PRESURE COOKER 4 LTR.	EACH	912.50	1250.00	1620.00	1650.00	1650.00	1000.00	1575.00	1250.00
WATER COOLER 9/10 LTR.PLASTIC ***	EACH	400.00	675.00	900.00	513.00	525.00	600.00	575.00	675.00
THERMOS STARVAC 1 LTR	EACH	600.00	431.25	450.00	425.00	425.00	370.00	462.50	450.00
BULB PHILIPS 100-WATTS	EACH	25.00	25.00	30.00	30.00	30.00	30.00	30.00	27.50
TUBE LIGHT PHILIPS 40 WATTS	EACH	95.00	97.50	95.00	100.00	100.00	95.00	99.00	100.00
ELECTRIC BLUBS "0" WATTE LOCAL	EACH	20.00	20.00	20.00	20.00	20.00	20.00	20.00	20.00
ELECTRIC BLUB ENERGY SAVER 14 WATTS	EACH	155.00	162.50	140.00	165.00	165.00	165.00	170.00	165.00
WASHING SOAP 250 GMS SPECIFY BRAND NAME	EACH	20.00	25.00	20.00	22.00	20.00	25.00	40.00	40.00
SURF EXCEL 400 GMS POLY BAG	EACH	125.00	125.00	125.00	125.00	125.00	125.00	125.00	125.00
WASHING POWDER 1000 GRM	EACH	185.00	185.00	185.00	185.00	185.00	185.00	185.00	185.00
WASHING POWDER (WHEEL/ BONUS) 100 GRAMS	EACH	85.00	95.00	95.00	95.00	95.00	90.00	95.00	95.00
CLEANSER POWDER VIM 1000 GM	PKT.	66.67	72.22	72.22	72.22	72.22	72.22	72.22	77.78
FINIS 500 ML	BOTTLE	193.75	185.00	185.00	185.00	185.00	195.00	150.00	225.00
PHNYLE TYPHONE/FINIS/CARRANITE 3 LITRES	BOTTLE	120.00	145.00	130.00	150.00	150.00	150.00	145.00	145.00
HARPIC	BOTTLE	130.00	130.00	130.00	135.00	135.00	135.00	135.00	135.00
BOOT POLISH CHERRY/KIWI 50ML	EACH	100.00	100.00	100.00	100.00	100.00	100.00	100.00	100.00
ROBIN BLUE (35 GRAMS)	PKT.	40.00	45.00	45.00	45.00	45.00	45.00	45.00	45.00
TISSU PAPER PERFUMED 100 PCS.	PKT	90.00	90.00	90.00	95.00	95.00	95.00	95.00	95.00
TOILET PAPER ROLL (R.PETEL)	P/ROLL	35.00	38.00	38.00	38.00	38.00	38.00	38.00	38.00
BOOT POLISH LIQUID CHEERY BLOSSOM KIWI 75 ML	BOTTLE	120.00	140.00	140.00	140.00	140.00	140.00	140.00	130.00
MATCH BOX SMALL	EACH	2.00	1.50	2.00	1.50	1.50	2.00	2.00	2.00
DRY CELL 1.5 VOLT(LOCAL)	EACH	15.00	25.00	25.00	25.00	25.00	25.00	25.00	22.50
HAND STITCHING NEEDLE M.SIZE	PACKET	10.00	9.00	10.00	10.00	10.00	5.00	10.00	10.00
SEWING MACHINE NEEDLE (SINGER)	EACH	8.00	7.00	6.00	8.60	8.60	5.00	5.00	5.00
HOUSEHOLD SERVANT FEMALE P/T	P/MNTH	1050.00	2250.00	2200.00	1500.00	1200.00	1350.00	1500.00	3250.00
MARRIAGE HALL WITH FURNITURE	P/HEAD	77.50	130.00	150.00	84.17	72.50	110.00	95.00	150.00
SEPTRAN TABLETS	10TAB.	15.00	15.00	15.00	16.00	16.00	16.10	15.00	15.00
BRUFEN TABS 200-MG.	10TAB.	10.00	10.00	10.00	10.00	10.00	10.00	10.00	10.00
PANADOL TAB. EXTRA/PLAIN	10TAB.	10.00	10.00	10.00	10.00	10.00	10.00	10.00	10.00
DISPRIN TAB.	10TAB.	10.00	10.00	10.00	10.00	10.00	10.00	10.00	10.00
TRISIL TAB.	10 TAB	10.00	10.00	10.00	10.00	10.00	10.00	10.00	10.00
FLAGYL TAB. 200 MG.	10TAB.	10.00	10.00	10.00	10.00	10.00	10.00	10.00	10.00
VENTOLIN TAB. 2MG.	10TAB.	9.00	9.00	9.00	9.00	9.00	9.00	9.00	9.00

Contd.

7.11 Intercity Consumer Prices October, 2014

Description	Unit	Sialkot	Faisalabad	Jhang	Multan	Muzaffargarh	D.G. Khan	Vehari	Sargodha
DAONIL TAB. 5 MG.	10TAB.	17.00	17.00	17.00	17.00	17.00	17.00	17.00	17.00
ENTOX TAB.	10TAB.	10.00	10.00	10.00	10.00	10.00	10.00	10.00	10.00
RENITEC TAB. 5 MG.	10TAB.	59.00	59.00	59.00	59.00	59.00	59.00	59.00	59.00
CAC. 1000 TAB	BOTTLE	122.00	122.00	122.00	122.00	122.00	122.00	122.00	122.00
AMOXIL CAPSOLE 250 MG.S	10CAP.	36.00	36.00	36.00	36.00	36.00	36.00	36.00	36.00
CALCIUM SYRUP SANDOZ	BOTTLE	64.00	64.00	64.00	64.00	64.00	64.00	64.00	64.00
LEDERPLEX SYRUP	BOTTLE	35.00	35.00	35.00	35.00	35.00	35.00	35.00	35.00
SANCOS SYRUP (50 ML.)	BOTTLE	30.00	30.00	30.00	30.00	30.00	30.00	30.00	30.00
PHENERGAN SYRUP 120 ML.	BOTTLE	33.00	33.00	33.00	33.00	33.00	33.00	33.00	33.00
CALPOL SYRUP 60 ML.	BOTTLE	28.00	28.00	28.00	28.00	28.00	28.00	28.00	28.00
HYDRYLLIN SYRUP 120 ML.	BOTTLE	59.00	59.00	65.00	65.00	65.00	65.00	65.00	65.00
POLYFAX EYE OINTMENT	TUBE	21.00	21.00	21.00	21.00	21.00	21.00	21.00	21.00
BETNESOL EYE DROPS	BOTTLE	33.89	33.89	33.89	33.89	33.89	33.89	33.89	33.89
EAR DROPS (CARDISPORINE) ***	BOTTLE	21.00	21.00	21.00	21.00	21.00	21.00	21.00	21.00
BETNOVATE-N OINTMENT 5 GMS	TUBE	16.00	16.00	16.00	16.00	16.00	16.00	16.00	16.00
BURNOL CREAM 30 GRM	TUBE	16.00	16.00	16.00	16.00	16.00	16.00	16.00	16.00
VICKS VAPORUB/BALM	BOTTLE	36.00	36.00	36.00	36.00	36.00	36.00	36.00	36.00
GLYCRINE SMALL BOTTLE	BOTTLE	17.50	20.00	30.00	18.00	18.00	20.00	15.00	20.00
JOUHAR JOSHANDA	PKT.	6.00	6.00	6.00	8.00	8.00	6.00	7.00	8.00
GALXOS-D (450 GRMS)	PKT.	151.88	168.75	168.75	168.75	168.75	157.50	157.50	157.50
GRIPE-WATER WOODWARDS	BOTTLE	50.00	50.00	50.00	50.00	50.00	50.00	50.00	50.00
SANIPLAST ONE PUTTY	EACH	1.40	2.00	2.00	1.40	1.40	1.40	2.00	2.00
O.R.S. (NIMCOL)	PKT.	15.00	17.00	15.00	17.00	17.00	17.00	15.00	15.00
DETTOL (MEDIUM)	BOTTLE	46.80	46.80	46.80	46.80	46.80	46.80	46.80	46.80
COTTON BANDAGE 2" - 4"	EACH	5.00	7.50	8.25	7.00	10.00	7.00	8.00	5.00
THERMOMETER CHINA	EACH	40.00	42.50	35.00	42.50	57.50	40.00	45.00	45.00
DOCTOR (MBBS) CLINIC FEE	P/PAT.	100.00	90.00	300.00	100.00	100.00	100.00	100.00	175.00
URINE TEST (DR) CHARGES	P/TEST	150.00	55.00	60.00	68.75	55.00	70.00	50.00	50.00
BLOOD TEST (CP) CHARGES	P/TEST	350.00	225.00	200.00	290.00	225.00	200.00	237.50	225.00
SUGAR TEST (RANDOM/FASTING BOTH) CHARGES	P/TEST	200.00	180.00	120.00	122.50	100.00	100.00	60.00	90.00
ECG CHARGES	P/TEST	150.00	200.00	200.00	300.00	110.00	275.00	150.00	225.00
X-RAY (CHEST) CHARGES	P/X-RAY	200.00	350.00	350.00	250.00	185.00	300.00	200.00	350.00
CAR SUZUKI 800 CC (W/O. A/C)	EACH	625000.00	652800.00	640000.00	655400.00	0.00	651800.00	651800.00	625000.00
CAR SUZUKI 1000 CC	EACH	1078300.00	1092800.00	1059000.00	1082800.00	0.00	1077300.00	1076800.00	1050000.00
CAR TOYOTA 1300 CC	EACH	1561500.00	1520500.00	1770500.00	1645500.00	0.00	1686000.00	0.00	1589500.00
CAR HONDA CIVIC	EACH	2027500.00	0.00	1700000.00	2072000.00	0.00	0.00	0.00	2142000.00
MOTORCYCLE HONDA CD-70.	EACH	69900.00	69900.00	69900.00	69900.00	69900.00	69900.00	69900.00	69900.00
MOTORCYCLE YAMAHA 100CC.	EACH	79300.00	79300.00	79300.00	80000.00	80000.00	79300.00	79500.00	79500.00
MOTOR CYCLE HERO 70 CC	EACH	45000.00	47500.00	44500.00	47500.00	0.00	45000.00	43000.00	42500.00
BICYCLE WITH TYRES & TUBES	EACH	6900.00	7600.00	8200.00	7500.00	7500.00	7750.00	7550.00	7350.00
TYRE CAR WITH TUBE GENERAL	EACH	3000.00	3650.00	4300.00	2800.00	2900.00	2800.00	3800.00	3750.00
TYRE MOTOR CYCLE WITHOUT TUBE	EACH	1120.00	1250.00	1250.00	970.00	990.00	850.00	1165.00	1150.00
TYRE CYCLE SPECIFY BRAND NAME	EACH	337.50	425.00	360.00	365.00	370.00	320.00	372.50	400.00
TYRE CAR W/O TUBE	EACH	2900.00	3600.00	4000.00	2800.00	0.00	2800.00	2965.00	3250.00
PETROL SUPER	LITRE	103.62	103.62	103.62	103.62	103.62	103.62	103.62	103.62
HIGH SPEED DIESEL HSD	LITRE	107.39	107.39	107.39	107.39	107.39	107.39	107.39	107.39
CNG	K.G.	71.50	71.50	0.00	71.50	71.50	0.00	0.00	0.00
GAS CYLINDER STAND. SIZE	EACH	1815.00	1775.00	1800.00	1870.00	1870.00	1400.00	1700.00	1700.00
MOTOR CYCLE SERVICE CHARGES	EACH	175.00	225.00	270.00	230.00	240.00	200.00	190.00	275.00
CAR SERVICE CHARGES	EACH	375.00	300.00	250.00	275.00	225.00	225.00	250.00	325.00
TYRE PUNCTURE CHARGES	EACH	75.00	70.00	50.00	70.00	65.00	30.00	45.00	50.00
CYCLE OVERHAULING CHARGES	EACH	337.50	275.00	400.00	281.00	290.00	275.00	195.00	325.00
CAR TAX FOR 800CC TO 1300CC	YEARLY	2650.00	2650.00	2650.00	2650.00	2650.00	2650.00	2650.00	2650.00
TRAIN FARE ECO. 1-100 KM.	P/KM.	0.71	0.71	0.71	0.71	0.71	0.71	0.71	0.71
TRAIN FARE ECO. 101-500 KM.	P/KM.	1.02	1.02	1.02	1.02	1.02	1.02	1.02	1.02
TRAIN FARE ECO. > 500 KM.	P/KM.	0.93	0.93	0.93	0.93	0.93	0.93	0.93	0.93
TRAIN FARE IST SLP. 1-100KM	P/KM.	2.18	2.18	2.18	2.18	2.18	2.18	2.18	2.18
TRAIN FARE IST SLP. 101-500 KM	P/KM.	2.69	2.69	2.69	2.69	2.69	2.69	2.69	2.69
TRAIN FARE IST SLP. > 500 KM	P/KM.	2.07	2.07	2.07	2.07	2.07	2.07	2.07	2.07
TRAIN FARE A/C SLP. 1-100KM.	P/KM.	5.99	5.99	5.99	5.99	5.99	5.99	5.99	5.99
TRAIN FARE A/C SLP.101-500KM	P/KM.	4.77	4.77	4.77	4.77	4.77	4.77	4.77	4.77

Contd.

7.11 Intercity Consumer Prices October, 2014

Description	Unit	Sialkot	Faisalabad	Jhang	Multan	Muzaffar- garh	D.G. Khan	Vehari	Sargo- dha
TRAIN FARE A/C SLP > 500KM.	P/KM	4.32	4.32	4.32	4.32	4.32	4.32	4.32	4.32
PLATEFORM TICKET	EACH	10.00	10.00	10.00	10.00	10.00	10.00	10.00	10.00
AUTO RICKSHAW FARES	KM/MIN	60.00	65.00	50.00	30.00	30.00	80.00	35.00	60.00
FULL TONGA CHARGES	KM/MIN	60.00	75.00	80.00	49.38	50.00	56.00	0.00	0.00
TAXI 4 SEATER FARE	KM/MIN	100.00	60.00	100.00	100.00	100.00	50.00	50.00	50.00
BUS FARE MIN (WITHIN CITY)	TICKET	0.00	15.00	0.00	13.00	0.00	0.00	0.00	15.00
BUS FARE MAX (WITHIN CIT	TICKET	0.00	30.00	0.00	26.00	0.00	0.00	0.00	27.50
BUS FARE OUTSIDE CITY	P/KM.	1.00	1.00	1.00	1.00	1.00	1.00	1.00	1.00
A/C BUS FARE OUTSIDE CITY	P/KM.	1.11	1.74	1.63	1.40	1.40	1.40	1.45	2.00
MINIBUS FARE MIN.WITH IN CITY	TICKET	0.00	0.00	0.00	16.00	0.00	0.00	0.00	0.00
MINIBUS FARE MAX.WITH IN CITY	TICKET	0.00	0.00	0.00	31.00	0.00	0.00	0.00	0.00
SUZUKI FARE MIN.WITH IN CITY	TICKET	15.00	15.00	15.00	13.00	0.00	8.00	0.00	15.00
SUZUKI FARE MAXIMUM W.IN CITY	TICKET	20.00	27.50	20.00	26.00	0.00	8.00	0.00	20.00
AIR FARE ECONOMY CLASS.	P/KM.	0.00	18.20	0.00	18.20	0.00	0.00	0.00	0.00
POSTAL ENVELOPE DOMESTIC	EACH	8.00	8.00	8.00	8.00	8.00	8.00	8.00	8.00
ENVELOPE FOR SAUDI ARABIA	EACH	50.00	50.00	50.00	50.00	50.00	50.00	50.00	50.00
POSTAL REGISTRATION CHARGES	EACH	28.00	28.00	28.00	28.00	28.00	28.00	28.00	28.00
U.M.S. REG CHARGES MIN.	EACH	58.00	58.00	58.00	58.00	58.00	58.00	59.00	58.00
T.C.S. CH. MIN.WITH IN ZONE	EACH	110.00	110.00	110.00	110.00	110.00	110.00	110.00	110.00
TELEPHONE CHARGES LOCAL CALL	P/CALL	3.94	3.94	3.94	3.94	3.94	3.94	3.94	3.94
TEL CHARGES OUT SIDE CITY	P/CALL	3.94	3.94	3.94	3.94	3.94	3.94	3.94	3.94
INTERNET CHARGES	P/HOUR	25.00	22.50	40.00	17.50	17.50	20.00	50.00	50.00
MOBILE CELL CHARGES	P/UNIT	3.06	3.00	3.00	3.00	4.00	3.00	3.00	3.00
FAX CHARGES (LOCAL)	P/PAGE	10.00	12.50	30.00	10.00	15.00	15.00	20.00	20.00
TELEPHONE SET AV. QLTY	EACH	300.00	475.00	900.00	775.00	450.00	900.00	975.00	825.00
MOBILE SET NOKIA/SONY/ERICSON/SAMSUNG WITHOUT CAMERA	EACH	2600.00	2200.00	2600.00	3200.00	3200.00	2600.00	3200.00	2150.00
T.V. 20" COLORED WEGA H-A21.	EACH	20000.00	24500.00	16500.00	23500.00	23500.00	23500.00	19000.00	22000.00
T.V 20" COLOR CHINA/KORIA)	EACH	13500.00	16350.00	11900.00	14500.00	15000.00	14900.00	6650.00	6850.00
V.C.P. PANASONIC/LG/NAT	EACH	5450.00	5750.00	0.00	5000.00	0.00	5000.00	0.00	0.00
DVD/VCD PLAYER PANASONIC/LG	EACH	4500.00	4000.00	4000.00	4420.00	4200.00	4000.00	4100.00	5500.00
RADIO WITH C.PLAYER NATIONAL	EACH	2250.00	2175.00	1650.00	3333.33	0.00	3000.00	1500.00	4500.00
PERSONNEL COMPUTER (BRANDED)	EACH	35000.00	38820.00	45000.00	48200.00	48200.00	35000.00	40000.00	25000.00
VID. CASSETTE BLK. TDK/SONY	EACH	100.00	150.00	0.00	180.00	170.00	150.00	190.00	165.00
COM. C.D. (TDK/IMATION)	EACH	42.50	67.50	40.00	60.00	50.00	60.00	95.00	45.00
TAPE RECORDER CASSETTE BLANK	EACH	30.00	65.00	60.00	50.00	42.50	40.00	75.00	50.00
VIDEO GAME SEGA 16 BYTE	EACH	1250.00	1500.00	1150.00	1300.00	0.00	1600.00	1050.00	0.00
CINEMA A/C. HIGH CLASS	TICKET	40.00	150.00	0.00	150.00	0.00	0.00	0.00	100.00
CINEMA NON-A/C HIGH CLASS	TICKET	40.00	100.00	50.00	80.00	40.00	35.00	0.00	0.00
CABLE CHARGES	PER MONT	250.00	300.00	300.00	300.00	250.00	350.00	300.00	250.00
TV.LICENCE FEE DOMESTIC	YEARLY	420.00	420.00	420.00	420.00	420.00	420.00	420.00	420.00
ENGLISH BOOK CLASS V1	EACH	77.00	77.00	77.00	77.00	77.00	77.00	77.00	77.00
ENGLISH BOOK CLASS IX OR X	EACH	129.00	129.00	129.00	129.00	129.00	129.00	129.00	129.00
ENG. BOOK IST.YR COMPLETE SET	EACH	82.00	82.00	82.00	82.00	82.00	82.00	82.00	82.00
ENGLISH BOOK BA/B.SC	EACH	178.00	178.00	178.00	178.00	178.00	178.00	178.00	178.00
URDU BOOK CLASS V (T.B.BORD)	EACH	70.00	70.00	70.00	70.00	70.00	70.00	70.00	70.00
URDU BOOK CLASS IX/X(T.B.B)	EACH	137.00	137.00	137.00	137.00	137.00	137.00	137.00	137.00
URDU BOOK IST.YEAR/INTER	EACH	51.00	51.00	51.00	51.00	51.00	51.00	51.00	51.00
URDU BOOK BA/B.SC	EACH	140.00	140.00	140.00	140.00	140.00	140.00	140.00	140.00
MATHS BOOK CALSS V (T.B.B)	EACH	84.00	84.00	84.00	84.00	84.00	84.00	84.00	84.00
MATHS BOOK CLASS IX OR X	EACH	236.00	236.00	236.00	236.00	236.00	236.00	236.00	236.00
MATHS BOOK IST.YEAR (T.B.B)	EACH	156.00	156.00	156.00	156.00	156.00	156.00	156.00	156.00
PAKISTAN STUDIES BOOK BA/B.SC	EACH	125.00	125.00	125.00	125.00	125.00	125.00	125.00	125.00
DAILY "DAWN"	P/COPY	19.00	19.00	19.00	19.00	19.00	19.00	19.00	19.00
DAILY "JANG"	P/COPY	12.00	12.00	12.00	12.00	12.00	12.00	12.00	12.00
DAILY "NAWA-E-WAQT"	P/COPY	12.00	12.00	12.00	12.00	12.00	12.00	12.00	12.00
WEEKLY "AKHBAR-E-JAHAN"	P/COPY	55.00	55.00	55.00	55.00	55.00	55.00	55.00	55.00
WEEKLY "MAG"	P/COPY	45.00	45.00	45.00	45.00	45.00	45.00	45.00	45.00
MONTHLY "NAUNEHAL DIGEST"	P/COPY	35.00	35.00	35.00	35.00	35.00	35.00	35.00	35.00
PAPER FOOLSCAPE (27"x17")	QUIRE	30.00	45.00	55.00	37.50	32.50	27.50	47.50	55.00
EXERCISE.BOOK LINED 80/100 PGS	EACH	80.00	57.50	60.00	32.50	27.50	27.50	42.50	60.00
PENCILGOLDFISH/DEER	EACH	7.00	6.00	6.00	6.50	6.00	6.00	6.00	6.00

Contd.

7.11 Intercity Consumer Prices October, 2014

Description	Unit	Sialkot	Faisalabad	Jhang	Multan	Muzaffargarh	D.G. Khan	Vehari	Sargodha
PEN INK DOLLOR 57 ML BOTTLE	EACH	25.00	20.00	20.00	20.00	20.00	20.00	20.00	20.00
PHOTOSTATE PAPER 70 GM	PRT	275.00	345.00	325.00	267.50	330.00	360.00	285.00	365.00
BALL PEN (local)	EACH	5.00	5.00	6.00	5.50	6.00	6.00	5.00	7.00
FOUNTAIN PEN HERO/WINGS/CHINA	EACH	40.00	50.00	50.00	45.00	45.00	35.00	50.00	47.50
PRIVATE SCHOOL FEE ENGLISH MED. AVG. STAND. (CLASS I)	P/ MONTH	700.00	1600.00	1275.00	1733.33	687.50	1300.00	1125.00	900.00
PRIVATE SCHOOL FEE ENGLISH MED. AVG. STAND. (CLASS V)	P/ MONTH	800.00	1800.00	1275.00	1808.33	812.50	1350.00	1125.00	1250.00
PRIVATE SCHOOL FEE ENGLISH MED. AVG. STAND. (CLASS VI)	P/ MONTH	900.00	1800.00	1400.00	1866.67	900.00	1400.00	1350.00	1350.00
PRIVATE SCHOOL FEE ENGLISH MED. AVG. STAND. (CLASS X)	P/ MONTH	1000.00	2000.00	1500.00	2200.00	1150.00	2250.00	1425.00	1750.00
PRIVATE MEDICLE COLLEGE FEE MBBS (1ST YEAR)	P/ MONTH	0.00	25000.00	0.00	48750.00	0.00	0.00	0.00	0.00
PRIVATE ENGINEERING COLLEGE FEE (ISTR YEAR)	P/ MONTH	0.00	32000.00	0.00	0.00	0.00	0.00	0.00	0.00
GOVT. COLLEGE FEE 1ST. YEAR	MONTH	50.00	50.00	50.00	50.00	50.00	50.00	50.00	50.00
GOVT. COLLEGE FEE 4TH. YEAR	MONTH	60.00	60.00	60.00	60.00	60.00	60.00	60.00	60.00
GOVT. UNIVERSITY FEE MSC.	MONTH	0.00	70.00	115.00	217.00	217.00	330.00	183.33	80.00
GOVT. MED. COLLEGE FEE MBBS	MONTH	0.00	1250.00	0.00	1250.00	873.00	1250.00	0.00	0.00
GOVT. ENGG. COLL. FEE I YEAR	MONTH	0.00	3200.00	0.00	1666.67	500.00	0.00	0.00	600.00
COACHING FEE FOR CLASS IX/X	P/ MONTH	550.00	1200.00	1200.00	800.00	500.00	500.00	1200.00	400.00
COACHING CHARGES FOR CLASS 1ST YEAR/INTER (SCIENCE)	P/ MONTH	1900.00	1700.00	1800.00	1200.00	900.00	1500.00	1800.00	900.00
COACHING CHARGES FOR CLASS 1ST YEAR/INTER (COMMERCIAL)	P/ MONTH	2400.00	1375.00	1800.00	1133.33	900.00	1000.00	1500.00	600.00
I.T. TUITION FEES	P/ MONTH	0.00	1550.00	1000.00	1133.00	0.00	2000.00	2583.00	1500.00
MBA TUITION FEES	P/ MONTH	0.00	15000.00	0.00	6666.67	0.00	2000.00	2583.00	0.00
BREAD TANDOORI ST. SIZE	EACH	7.00	6.00	6.00	6.00	6.00	5.00	5.00	6.50
COOKED MUTTON (AV. HOTEL)	PLATE	125.00	135.00	140.00	105.00	110.00	95.00	120.00	200.00
COOKED BEEF (AV. HOTEL)	PLATE	62.50	72.50	70.00	70.00	80.00	65.00	70.00	95.00
COOKED DAL (AV. HOTEL)	PLATE	32.50	42.50	60.00	32.50	45.00	35.00	40.00	40.00
CHICKEN BIRYANI FULL/DOUBLE	PLATE	120.00	120.00	180.00	122.50	80.00	85.00	145.00	120.00
TEA PREPARED (ORDINARY)	CUP	15.00	20.00	15.00	20.00	17.50	20.00	15.00	18.50
HAIRCUT CHARGES FOR MEN	P/CUT	50.00	62.50	50.00	58.33	47.50	50.00	65.00	70.00
BEAUTY PORL HAIR STYL CHARGE	P/STY.	160.00	212.50	120.00	192.50	190.00	175.00	262.50	200.00
SHAVING CHARGES	PER SHV	30.00	32.50	25.00	30.00	27.50	30.00	30.00	50.00
LIPSTICK S.MISS/MEDORA	EACH	90.00	110.00	110.00	110.00	110.00	110.00	110.00	110.00
NAIL POLISH S.MISS/MEDORA	EACH	52.50	105.00	100.00	95.00	95.00	55.00	60.00	110.00
PERFUME MED.SIZE MEDORA/BROACH	EACH	180.00	180.00	180.00	110.00	110.00	180.00	180.00	180.00
HAIR-OIL AMLA/CHAMBELI	BOTTLE	100.00	120.00	110.00	110.00	110.00	100.00	110.00	110.00
TOILET SOAP LUX 95 GRAMS	EACH	40.38	40.38	40.38	40.38	40.38	40.38	40.38	40.38
TOILET SOAP LIFEBOUY 140 GRM	EACH	36.00	36.00	36.00	36.00	36.00	36.00	36.00	36.00
TOILET SOAP SAFEGUARD BATH SIZE	EACH	46.00	48.00	48.00	48.00	48.00	48.00	48.00	48.00
TOOTHPASTE MACKLINES 70 GRM	EACH	50.00	50.00	50.00	50.00	50.00	50.00	50.00	50.00
TOOTHPAST MED SIZE CLGATE 70 GMS	EACH	60.67	60.67	60.67	60.67	60.67	60.67	60.67	60.67
TOOTHBRUSH SHEILD A/PLAUQUE	EACH	40.00	60.00	55.00	30.00	25.00	35.00	35.00	37.50
TOOTHPOWDER DENTONIC 90 GRM	EACH	25.00	25.00	25.00	28.00	28.00	28.00	25.00	25.00
HAIR-COLOUR BEGIN (6 GMS)	EACH	90.00	90.00	95.00	95.00	95.00	95.00	95.00	95.00
HAIR COLOUR (KALAKOLA)	BOTTLE	120.00	120.00	120.00	120.00	120.00	120.00	120.00	120.00
FACECREAM PONDS (MEDIUM)	EACH	105.00	105.00	110.00	110.00	110.00	110.00	105.00	110.00
TALC POWDER VICE ROAY,B.CAT	EACH	120.00	150.00	130.00	135.00	135.00	135.00	140.00	150.00
BLADE TREET ORDINARY 10'S	PKT.	30.00	30.00	30.00	29.67	30.00	35.00	35.00	40.00
BLADE 7-O-CLOCK STAIN. 5'S	PKT.	30.00	30.00	35.00	30.00	30.00	35.00	30.00	30.00
SHAMPOO SUNSILK/PAINTIN 100 ML	BOTTLE	110.00	110.00	110.00	110.00	110.00	110.00	110.00	110.00
BEAUTY CREAM (FAIR & LOVELY)	EACH	85.00	65.00	155.00	155.00	155.00	115.00	155.00	155.00
HAIR REMOVING CREAM (EU-CREAM)	TUBE	60.00	55.00	60.00	60.00	60.00	60.00	60.00	60.00
GEL MEDIUM SIZE	BOTTLE	65.00	95.00	60.00	90.00	90.00	130.00	60.00	85.00
DISPOSABLE RAZOR GILLET-II	EACH	35.00	37.50	40.00	35.00	35.00	35.00	40.00	40.00
SHAVING CREAM TOUCH-ME/ADM.	EACH	50.00	55.00	60.00	60.00	60.00	60.00	60.00	60.00
GOLD TEZABI 24 CT	10 GM.	40290.00	41750.00	41150.00	40724.00	40724.00	40723.00	40550.00	40466.39
SILVER TEZABI 24 CT	10 GM.	666.00	608.00	643.00	634.00	634.00	626.00	610.00	643.00
ARTIFICIAL JEWELLARY SET	SET	187.50	575.00	350.00	631.25	525.00	450.00	525.00	550.00
WRIST WATCH GENTS CITIZEN (ORIGINAL) ***	EACH	2450.00	4750.00	5000.00	2500.00	2600.00	2500.00	3500.00	7000.00
WRIST WATCH LADIES CITIZEN (ORIGINAL) ***	EACH	2450.00	4750.00	5000.00	2500.00	2500.00	2500.00	3500.00	7000.00
WALL CLOCK QUARTZ AV.QLTY	EACH	310.00	450.00	1000.00	400.00	325.00	450.00	525.00	550.00
SUITCASE REXIN (24"x16"x6")	EACH	692.50	1050.00	800.00	775.00	725.00	1200.00	810.00	1750.00
TRUNK MEDIUM SIZE ***	EACH	1325.00	1350.00	1000.00	1191.67	1225.00	1500.00	962.50	1800.00
PURSE LADIES (LEATHER) AVERAGE QUALITY	EACH	450.00	475.00	900.00	1200.00	1050.00	450.00	512.50	550.00

7.11 Intercity Consumer Prices October, 2014

Description	Unit	Mianwali	Bahawal- pur	Bahawal- nagar	R.Y. Khan	Karachi	Hyder- abad	Nawab- shah	Mirpur- khas
WHEAT	10 KG.	355.00	336.25	332.25	340.00	340.00	360.00	370.00	340.00
WHEAT FLOUR FINE/SUPERIOR.	KG.	45.00	41.50	40.00	40.00	46.62	49.00	42.00	48.00
WHEAT FLOUR AVG. QLTY	KG.	40.00	40.00	39.00	39.00	40.62	42.00	40.00	40.00
WHEAT FLOUR BAG	10 KG.	410.00	400.00	390.00	380.00	433.08	420.00	420.00	400.00
MAIDA	KG.	52.00	50.00	52.50	50.00	53.08	49.25	50.00	48.00
SUJI	KG.	55.00	50.00	52.50	50.00	53.08	50.63	60.00	50.00
BESAN AV. QLTY.	KG.	70.00	80.00	77.50	70.00	83.08	80.00	80.00	70.00
RICE BASMATI SUP. QLTY.	KG.	145.00	135.00	140.00	150.00	173.08	130.00	140.00	125.00
RICE BASMATI 385/386	KG.	100.00	120.00	77.50	90.00	103.08	76.88	80.00	75.00
RICE BASMATI BROKEN AV.QLTY	KG.	80.00	62.50	60.00	80.00	81.54	77.50	75.00	50.00
RICE IRRI-6 (SINDH/PUNJAB)	KG.	60.00	52.50	50.00	40.00	61.54	50.00	43.00	40.00
VERMICELLI	KG.	100.00	75.00	80.00	80.00	81.54	80.00	80.00	85.00
BREAD PLAIN MEDIUM SIZE	EACH	40.00	45.00	40.00	35.00	45.00	44.00	48.00	45.00
RUSK (PAPAY)	KG.	200.00	190.00	190.00	200.00	186.15	160.00	200.00	140.00
BISCUITS-PACKED	PKT	35.00	35.00	35.00	35.00	35.00	35.00	35.00	35.00
BISCUIT-BAKERY (LOOSE)	250 GM	80.00	85.00	70.00	75.00	71.54	63.75	90.00	50.00
CORNFLAKS FAUJI 225 GM.	PKT	166.50	175.50	171.00	176.40	162.00	166.50	166.50	160.00
SAMOSAS (VEGATABLE)	EACH	20.00	10.00	20.00	15.00	12.92	10.00	6.00	10.00
PASTRY AV.QLTY.	EACH	30.00	30.00	30.00	30.00	18.62	18.00	20.00	15.00
PATTIES (VEGATABLES)	EACH	30.00	20.00	25.00	25.00	14.62	10.50	6.00	15.00
NIMCO	250 GM	80.00	60.00	80.00	80.00	81.54	52.50	90.00	60.00
CHIPS	250 GM	80.00	70.00	140.00	128.00	96.54	70.00	90.00	60.00
BEEF WITH BONE AV.QLTY.	KG	280.00	265.00	260.00	250.00	346.15	300.00	350.00	240.00
MUTTON AV.QLTY.	KG	500.00	562.50	500.00	500.00	659.23	575.00	550.00	550.00
CHICKEN FARM BROILER (LIVE)	KG	130.00	120.00	128.00	136.00	143.08	140.00	200.00	130.00
FISH-RAHU MEDIUM SIZE	KG	300.00	275.00	300.00	275.00	265.38	300.00	350.00	275.00
MILK FRESH (UNBOILED)	LTR.	60.00	60.00	60.00	60.00	84.00	80.00	80.00	70.00
CURD	KG.	80.00	70.00	75.00	80.00	120.00	106.00	100.00	80.00
MILK TETRA PACK 1/2 LTR.	PKT.	60.00	60.00	60.00	60.00	60.00	50.00	60.00	50.00
LACTOGEN 400 GRAMS	PKT.	425.00	425.00	425.00	425.00	425.00	425.00	415.00	400.00
POWDER MILK NIDO 400GM.	PKT	345.00	350.00	350.00	350.00	350.00	350.00	340.00	325.00
MILK POWDER LOOSE/PACKED	KG.	425.00	475.00	550.00	550.00	540.00	562.50	550.00	480.00
BUTTER LOCAL PACKED	50 GM.	40.00	35.00	15.00	27.00	24.00	27.00	40.00	25.00
EGGS FARM	DOZ	104.00	101.00	100.00	102.00	108.62	110.25	100.00	95.00
MUSTARD OIL AV.QLTY.	KG.	180.00	160.00	180.00	180.00	176.54	160.00	170.00	140.00
COOKING OIL (DALDA)	2.5LTR	540.00	540.00	530.00	530.00	545.00	545.00	540.00	550.00
COOKING OIL (PAKWAN) OTHER BRAND SPECIFY	2.5 LTR	540.00	535.00	530.00	530.00	525.00	545.00	500.00	540.00
VEGETABLE GHEE TIN	2.5KG.	510.00	510.00	510.00	510.00	505.00	505.00	520.00	530.00
VEGETABLE GHEE (LOOSE)	KG.	180.00	160.00	150.00	154.00	161.54	160.00	150.00	180.00
DATES AV.QLTY.	KG.	160.00	190.00	215.00	160.00	232.31	152.50	200.00	90.00
PISTACHIO AV.QLTY.	50 GM.	90.00	105.00	150.00	110.00	146.15	130.00	100.00	90.00
ALMONDS WHOLE AV.QLTY.	KG.	400.00	425.00	600.00	600.00	896.15	525.00	600.00	480.00
COCONUT DRY AV.QLTY.	KG.	360.00	272.50	300.00	280.00	375.38	292.50	220.00	260.00
RAISINS AV.QLTY.	50 GM.	20.00	23.00	17.50	16.00	26.54	20.00	20.00	20.00
GROUNDNUTS (WITH SHELL)	KG.	200.00	230.00	160.00	170.00	252.31	160.00	130.00	100.00
MALTA/MOSAMBI	DOZ	60.00	110.00	100.00	100.00	120.00	120.00	200.00	200.00
KINNU	DOZ	0.00	0.00	0.00	0.00	0.00	0.00	0.00	0.00
APPLE	KG	120.00	105.00	110.00	120.00	106.15	60.00	250.00	80.00
ALOO BUKHARA	KG	0.00	0.00	0.00	0.00	0.00	0.00	0.00	0.00
POMEGRANATE (ANNAR)	KG	160.00	160.00	160.00	140.00	136.15	138.75	200.00	200.00
GRAPES	KG	120.00	245.00	120.00	130.00	192.31	200.00	240.00	200.00
BANANAS	DOZ	50.00	65.00	47.50	62.50	66.15	50.63	50.00	50.00
MANGO KALMI	KG	0.00	0.00	0.00	0.00	0.00	0.00	0.00	0.00
GUAVA	KG	60.00	80.00	50.00	40.00	71.15	50.00	50.00	65.00
WATERMELON (TURBOOZ)	KG	0.00	0.00	0.00	0.00	0.00	0.00	0.00	0.00
MUSKMELON (KHARBOOZA)	KG	0.00	0.00	0.00	0.00	0.00	0.00	0.00	0.00
SWEETMELON (GARMA)	KG	40.00	85.00	75.00	50.00	86.15	80.00	120.00	80.00
PULSE MASOOR (WHOLE)	KG.	130.00	110.00	120.00	110.00	115.85	98.75	100.00	110.00
PULSE MASOOR (WASHED)	KG.	160.00	120.00	117.50	115.00	123.08	117.50	120.00	120.00
PULSE MOONG (WASHED)	KG.	140.00	150.00	127.50	140.00	163.08	157.50	140.00	145.00
PULSE MASH (WASHED)	KG.	165.00	160.00	147.50	160.00	153.08	142.50	140.00	148.00
PULSE GRAM	KG.	75.00	70.00	65.00	65.00	78.08	72.50	80.00	72.00
GRAM WHOLE BLACK AV QLTY.	KG.	65.00	65.00	70.00	65.00	73.08	72.50	70.00	65.00
GRAM WHOLE YELLOW AV.QLTY	KG.	100.00	130.00	115.00	110.00	126.15	112.50	100.00	95.00
BEANS (LAL LOBIA)	KG.	200.00	150.00	152.50	160.00	146.15	132.50	0.00	120.00

Contd.

7.11 Intercity Consumer Prices October, 2014

Description	Unit	Mianwali	Bahawal- pur	Bahawal- nagar	R.Y. Khan	Karachi	Hyder- abad	Nawab- shah	Mirpur- khas
WHEAT	10 KG.	355.00	336.25	332.25	340.00	340.00	360.00	370.00	340.00
POTATOES	KG	60.00	60.00	70.00	70.00	56.54	60.00	50.00	60.00
ONION	KG	40.00	42.50	40.00	30.00	43.08	42.50	40.00	40.00
TURNIP	KG	0.00	50.00	50.00	22.00	53.08	42.50	45.00	55.00
RADISH	KG	20.00	22.50	30.00	40.00	43.08	40.00	40.00	40.00
TOMATOES	KG	80.00	72.50	55.00	50.00	53.08	77.50	60.00	80.00
CABBAGE	KG	0.00	0.00	0.00	0.00	0.00	0.00	0.00	0.00
CAULIFLOWER	KG	60.00	37.50	35.00	30.00	53.08	67.50	60.00	40.00
BRINJAL	KG	25.00	32.50	40.00	20.00	33.08	40.00	40.00	20.00
PUMPKIN	KG	0.00	0.00	0.00	0.00	0.00	0.00	0.00	0.00
BOTTLEGOURD	KG	30.00	37.50	27.50	20.00	33.08	42.50	38.00	30.00
LADY FINGER	KG	25.00	55.00	40.00	40.00	83.08	65.00	100.00	80.00
PEAS	KG	0.00	0.00	0.00	0.00	0.00	0.00	0.00	0.00
SPINACH	KG	20.00	15.00	20.00	20.00	33.08	32.50	35.00	20.00
TINDA	KG	30.00	52.50	80.00	50.00	66.15	55.00	30.00	80.00
TURAI	KG	30.00	52.50	60.00	50.00	66.15	43.75	40.00	80.00
KARAILA	KG	30.00	47.50	80.00	35.00	53.08	52.50	60.00	50.00
ARVI	KG	40.00	55.00	30.00	60.00	53.08	60.00	70.00	80.00
CHILLIES GREEN	KG	50.00	45.00	70.00	32.00	66.15	40.00	100.00	50.00
CARROT	KG	0.00	0.00	0.00	0.00	0.00	0.00	0.00	0.00
COCUMBER (KHEERA)	KG	30.00	75.00	80.00	60.00	53.08	80.00	60.00	80.00
LEMON	250GM	30.00	30.00	30.00	30.00	53.08	80.00	40.00	40.00
SUGAR REFINED	KG.	58.00	60.00	58.00	57.00	58.62	56.00	56.00	55.00
GUR AV.QLTY	KG.	100.00	77.50	75.00	70.00	96.54	82.50	80.00	75.00
HONEY LANGANESE 500 GM.	BOTTLE	880.00	850.00	900.00	750.00	800.00	700.00	800.00	740.00
MILO 200 GM.	BOTTLE	220.00	220.00	220.00	190.00	210.00	150.00	170.00	209.00
CUSTARD POWDER RAFHAN 300 GM.	PKT	75.00	75.00	75.00	75.00	75.00	70.00	70.00	75.00
TOFFEE (HILAL)	EACH	1.00	1.00	2.00	2.00	1.00	1.00	1.00	1.00
CHOWKELATE CANDY (SMALL SIZE)	EACH	5.00	5.00	5.00	5.00	5.00	5.00	5.00	5.00
SWEETMEAT (MIXED)	KG	300.00	335.00	280.00	330.00	459.23	312.50	350.00	300.00
ICE CREAM WALLS	CUP.	40.00	40.00	40.00	40.00	40.00	40.00	40.00	40.00
ICE	KG	3.00	7.50	10.00	8.00	10.00	10.00	8.00	10.00
JAM AHMED/MITCHELLES	BOTTLE	140.00	130.00	130.00	130.00	131.54	130.00	120.00	120.00
SQUASH-MITCHELLES	BOTTLE	150.00	150.00	150.00	150.00	140.00	150.00	140.00	135.00
ROOH AFZA	BOTTLE	150.00	140.00	140.00	145.00	140.00	140.00	150.00	140.00
JAM-E-SHIREEN	BOTTLE	150.00	150.00	150.00	145.00	145.00	150.00	150.00	145.00
SAUNF	50 GM	15.00	22.00	15.00	14.00	21.54	20.00	20.00	12.00
CINAMON LOOSE AV. QLTY	50 GM.	20.00	20.00	25.00	25.00	26.54	20.50	35.00	20.00
CUMINSEED WHITE NATIONAL	50 GM.	52.00	52.00	54.00	54.00	52.00	52.00	50.00	50.00
PEPPER BLACK NATIONAL	50 GM.	100.00	96.00	96.00	96.00	96.00	96.00	96.00	96.00
CLOVES LOOSE AV.QLTY	50 GM.	94.75	105.00	100.00	90.00	85.00	89.38	90.00	75.00
CARDAMOM LARGE LOOSE AV.QLTY	50 GM.	120.00	127.50	180.00	150.00	166.15	138.13	100.00	150.00
CARDAMOM SMALL AV.QLTY	50 GM.	120.00	115.00	110.00	100.00	156.15	97.50	100.00	60.00
SALT-POWDERED (LAHORI) LOOSE	KG.	10.00	10.00	10.00	10.00	12.00	10.00	8.00	8.00
SALT POWDERED (NATIONAL/SHAN)	PKT	25.00	25.00	25.00	25.00	25.00	25.00	25.00	20.00
CHILLIES POWD.NATIONAL 200GM	PKT	105.00	105.00	105.00	105.00	105.00	105.00	105.00	105.00
CHILLIES POWDER LOOS	KG.	320.00	210.00	245.00	265.00	307.69	280.00	200.00	200.00
CORRIANDER SEED POWD.NATIONAL	PKT	78.00	88.00	78.00	78.00	88.00	88.00	88.00	78.00
CORRIANDER SEED (LOOSE)	KG.	280.00	300.00	240.00	280.00	236.15	210.00	200.00	220.00
TURMERIC POWD.NATIONAL 50GM	PKT.	35.00	35.00	35.00	35.00	35.00	35.00	35.00	35.00
CURRY POWD. NATIONAL 200 GM	PKT.	87.00	87.00	86.00	87.00	86.00	87.00	86.00	86.00
TOMATO KETCHUP AHMED/MITCHL	BOTTLE	80.00	70.00	80.00	110.00	80.00	75.00	100.00	85.00
PICKLES AHMED/MITCHELLES	BOTTLE	100.00	105.00	105.00	110.00	100.00	105.00	95.00	90.00
VINEGAR SYNTHETIC (SIRKA)	BOTTLE	60.00	50.00	80.00	80.00	60.00	50.00	80.00	50.00
GARLIC	KG	125.00	120.00	120.00	110.00	146.15	125.00	130.00	120.00
GINGER	KG	300.00	200.00	240.00	240.00	243.08	275.00	230.00	320.00
TAPAL DANEDAR TEA 200GM PACKET	PKT	113.68	126.32	113.68	113.68	126.32	126.32	126.32	126.32
TEA LIPTON YELLOW LABEL 200GM.	PKT.	128.42	128.42	128.42	128.42	124.21	128.42	128.42	128.42
TEA LOOSE KENYA AV.QLTY 250GM.	PKT.	150.00	142.50	125.00	127.50	126.54	110.00	160.00	140.00
COFFEE-NESCAFE 75 GM. **	BOTTLE	320.00	360.00	355.00	355.00	300.00	300.00	300.00	300.00
COLD DRINK (STANDARD SIZ)	BOTTLE	25.00	22.00	25.00	25.00	25.00	25.00	20.00	25.00
FRUIT JUICE TETRA PACK	PKT.	20.00	15.00	15.00	15.00	18.00	18.00	15.00	15.00
MINERAL WATER NESTLE 1.5 LTR	BOTTLE	50.00	45.00	50.00	50.00	50.00	45.00	50.00	45.00
CIGARETTES K-2 10'S **	PKT	47.00	45.00	45.00	45.00	45.00	46.00	46.00	50.00
CIGARETTES CAPSTAN 10'S **	PKT	50.00	50.00	50.00	50.00	50.00	50.00	50.00	50.00

Contd.

7.11 Intercity Consumer Prices October, 2014

Description	Unit	Mianwali	Bahawal- pur	Bahawal- nagar	R.Y. Khan	Karachi	Hyder- abad	Nawab- shah	Mirpur- khas
WHEAT	10 KG.	355.00	336.25	332.25	340.00	340.00	360.00	370.00	340.00
CIGARETTES GOLD LEAF 20'S	PKT	100.00	98.00	100.00	100.00	100.00	105.00	100.00	100.00
CIGARETTES MORVEN GOLD 20'S	PKT	50.00	50.00	50.00	50.00	50.00	50.00	50.00	50.00
BETEL LEAVES	50GM.	75.00	105.00	50.00	60.00	80.00	62.50	70.00	60.00
BETEL NUTS	KG.	290.00	320.00	250.00	250.00	266.15	260.00	240.00	260.00
LONG CLOTH 57" GUL AHMED/AL-KARAM	METER	200.00	180.00	270.00	270.00	170.00	210.00	300.00	170.00
SHIRTING AV.QLTY.	METER	150.00	115.00	175.00	175.00	138.08	130.00	200.00	100.00
PANT CLOTH W & WEAR AV.QLTY	METER	400.00	525.00	550.00	475.00	379.62	387.50	450.00	300.00
LAWN PRINTED GUL AHMED/AL-KARAM	METER	200.00	366.00	360.00	360.00	360.00	215.00	360.00	215.00
GEORGETTE AV.QLTY	METER	105.00	110.00	225.00	225.00	114.62	110.00	225.00	130.00
LINEN AV.QLTY ***	METER	140.00	125.00	240.00	240.00	116.15	130.00	150.00	140.00
HEAVY WT SUITING LAWERNCPUR AVG QLTY	METER	950.00	1425.00	1500.00	1300.00	1415.38	1250.00	1400.00	1400.00
HEAVY WT SUITING LAWERNCPUR SUP QLTY	METER	1200.00	2050.00	2000.00	1600.00	1815.38	2250.00	1500.00	1500.00
TROPICAL SUITING LAW.PUR	METER	950.00	1250.00	1400.00	1100.00	1200.00	1100.00	925.00	900.00
PANT BOY 24"/26" LENGTH.	EACH	350.00	462.50	550.00	400.00	424.62	343.75	900.00	300.00
SHIRT BOY 24"/26" LENGTH	EACH	255.00	387.50	400.00	400.00	330.77	300.00	800.00	250.00
SCHOOL UNI. PANT,SHIRT BOYS	SUIT	600.00	725.00	800.00	800.00	496.15	583.33	900.00	600.00
SCHOOL UNI. KAMEEZ,SHAL.BOYS	SUIT	600.00	725.00	800.00	700.00	450.00	583.33	800.00	500.00
SCHOOL UNI. KAMEEZ,SHAL.GIRL	SUIT	650.00	687.50	800.00	750.00	500.00	500.00	900.00	650.00
FROCK W/WEAR GIRLS	EACH	1000.00	2100.00	1300.00	990.00	773.08	983.33	850.00	550.00
AWAMI-SUIT W & W(BOY) 24"/26	SUIT	1200.00	775.00	1400.00	1000.00	796.15	600.00	850.00	700.00
AWAMI-SUIT W&W (GENTS)AV.QLTY	SUIT	1300.00	1150.00	1500.00	1385.00	1292.31	1000.00	1200.00	1000.00
PULLOVER GENTS OXFORD/BON.	EACH	2300.00	2550.00	2880.00	2880.00	2661.54	2410.00	2800.00	2000.00
PULLOVER LADIES OXFORD/BON.	EACH	2300.00	2380.00	2795.00	2795.00	2800.00	2310.00	2200.00	1800.00
PULLOVER (GENTS) OTHERS A.QTY	EACH	800.00	950.00	1400.00	800.00	861.54	900.00	1300.00	600.00
SECOND-HAND COAT FOR MEN	EACH	420.00	1350.00	500.00	425.00	400.00	300.00	350.00	400.00
SECONDHAND SWEETER FOR MEN DUP QLTY	EACH	150.00	425.00	200.00	175.00	250.00	140.00	250.00	300.00
SECONDHAND WINTER JACKET	EACH	300.00	650.00	400.00	325.00	475.00	225.00	400.00	280.00
UNDERWEAR AV.QLTY MEDIUM SIZE	EACH	150.00	110.00	200.00	200.00	159.23	76.88	150.00	70.00
VEST FOR MEN AV.QLTY.	EACH	150.00	182.50	200.00	200.00	166.15	95.00	100.00	60.00
VEST/SHAMEEZ (WOMEN) AVG. QLTY	EACH	150.00	162.50	200.00	150.00	140.00	80.00	225.00	60.00
SOCKS NYLON (PAKISTANI)	PAIR	100.00	115.00	100.00	95.00	76.15	60.00	100.00	50.00
BRASSIER AV.QLTY.	EACH	200.00	160.00	230.00	210.00	179.23	106.25	250.00	125.00
BRASSIER SUP QLTY	EACH	400.00	387.50	595.00	595.00	306.15	195.00	400.00	300.00
DOPATTA GEORGETTE AV.QLTY.	EACH	200.00	337.50	410.00	412.50	243.08	200.00	350.00	300.00
DOPATTA COTTON AV GLTY	EACH	180.00	337.50	400.00	250.00	226.15	150.00	300.00	190.00
CHADDAR (W/WEAR) (2x2.5 MTR)	EACH	300.00	425.00	650.00	450.00	480.77	312.50	1000.00	350.00
LUNGI/DHOTI(COTTON) AVG. QLTY	EACH	295.00	287.50	400.00	300.00	315.38	287.50	300.00	350.00
HANDKERCHIEF AVG. QLTY PAK	EACH	40.00	32.50	50.00	35.00	53.08	25.00	60.00	40.00
HANDKERCHIEF SUP. QLTY PAK	EACH	60.00	77.50	70.00	60.00	86.15	60.00	100.00	65.00
GLOVES AV QLTY	PAIR	115.00	115.00	100.00	95.00	53.08	60.00	80.00	70.00
AZARBAND COTTON AVG. QLTY	EACH	15.00	13.50	15.00	15.00	15.00	11.00	25.00	10.00
SEWING THREAD/REEL(ASLI PARI)	EACH	6.00	5.00	6.00	6.00	7.00	6.00	7.00	5.00
WASHING CHARGES PAINT & SHIRT	SUIT	140.00	125.00	70.00	70.00	63.08	90.00	50.00	60.00
DRY CLEANING SUIT COAT PANT	SUIT	390.00	487.50	350.00	350.00	286.15	246.67	150.00	200.00
WASHING CH. (KAMIZ-SHALWAR)	PAIR	70.00	95.00	60.00	60.00	60.00	56.25	80.00	50.00
TAILORING SHIRT	EACH	300.00	425.00	300.00	400.00	350.00	325.00	350.00	200.00
TAILORING CHARGES PANT (MEN)	EACH	400.00	500.00	500.00	450.00	661.54	525.00	500.00	250.00
TAILORING COAT-PANT SUIT	SUIT	3050.00	5250.00	4000.00	4000.00	4592.31	3450.00	4000.00	3000.00
TAILORING AWAMI-SUIT (MALE)	SUIT	450.00	525.00	400.00	500.00	526.92	475.00	600.00	350.00
TAILORING SUIT FEMALE	SUIT	300.00	500.00	350.00	500.00	480.77	287.50	500.00	350.00
GENTS SHOES PAUL BATA	PAIR	1199.00	1199.00	1199.00	1199.00	1199.00	1199.00	1199.00	1199.00
GENTS SANDAL BATA	PAIR	699.00	699.00	699.00	699.00	699.00	699.00	699.00	699.00
GENTS SPOUNG CHAPPAL BATA	PAIR	179.00	179.00	179.00	179.00	179.00	179.00	179.00	179.00
LADIES SANDAL BATA	PAIR	499.00	499.00	499.00	499.00	499.00	499.00	499.00	499.00
LADIES SPOUNG CHAPPAL BATA	PAIR	179.00	179.00	179.00	179.00	179.00	179.00	179.00	179.00
CHILD SHOE POWER LITE BATA	PAIR	599.00	599.00	599.00	599.00	599.00	599.00	599.00	599.00
GENTS SHOE, ART 1109 SERVICE	PAIR	999.00	999.00	999.00	999.00	999.00	999.00	999.00	999.00
NYLON JOGGER 27 SIZE 2-5 ***	PAIR	1299.00	1299.00	1299.00	1299.00	1299.00	1299.00	1299.00	1299.00
CHINA FOOT WEAR AV. QLTY (MALE) *	PAIR	400.00	1150.00	500.00	500.00	730.77	550.00	600.00	450.00
CHINA FOOT WEAR AV. QLTY (FEMALE) *	PAIR	400.00	1150.00	400.00	400.00	630.77	400.00	400.00	250.00
CHINA FOOT WEAR AV. QLTY (CHILDREN) *	PAIR	400.00	875.00	400.00	400.00	565.38	400.00	380.00	200.00
SHOE REPAIR HALF SOLE	PAIR	80.00	110.00	100.00	80.00	106.15	80.00	80.00	70.00
SHOES POLISH CHARGES AVERAGE SHOP	PAIR	15.00	20.00	20.00	20.00	20.00	11.00	20.00	12.50
HOUSE RENT (combined)	MONTH	3494.00	6967.00	4238.00	3741.00	9976.00	5475.00	3061.00	4556.00

Contd.

7.11 Intercity Consumer Prices October, 2014

Description	Unit	Mianwali	Bahawal- pur	Bahawal- nagar	R.Y. Khan	Karachi	Hyder- abad	Nawab- shah	Mirpur- khas
WHEAT	10 KG.	355.00	336.25	332.25	340.00	340.00	360.00	370.00	340.00
rent 2	pm	3494.00	6967.00	4238.00	3741.00	9976.00	5475.00	3061.00	4556.00
RENT3	PM	3494.00	6967.00	4238.00	3741.00	9976.00	5475.00	3061.00	4556.00
RENT4	PM	3494.00	6967.00	4238.00	3741.00	9976.00	5475.00	3061.00	4556.00
RENT5	PM	3494.00	6967.00	4238.00	3741.00	9976.00	5475.00	3061.00	4556.00
RENT6	PM	3494.00	6967.00	4238.00	3741.00	9976.00	5475.00	3061.00	4556.00
SYNTHETIC ENEMAL ROBIALAC BALTI 3.64 LTR.	EACH	1700.00	2087.00	2083.00	2083.00	1750.00	1609.50	1580.00	1850.00
SYNTHETIC ENEMAL ICI BALTI 3.64 LTR.	EACH	1950.00	2080.00	2076.00	2076.00	1730.00	2070.00	1890.00	1850.00
CEMENT (LOCAL) SPECIFY BRAND NAME	BAG	500.00	520.00	530.00	510.00	543.08	535.00	545.00	550.00
BRICKS (NEW) IST CLASS	P/1000	4800.00	4900.00	4550.00	5500.00	0.00	5000.00	5500.00	4300.00
CEMENT BLOCKS (6"x8"x12")	P/100	0.00	0.00	0.00	0.00	2861.54	0.00	0.00	0.00
BAJREE	100CFT	2500.00	5000.00	5000.00	5500.00	3061.54	2862.50	2200.00	3200.00
SAND (BLACK PIT SAND)	K100CFT	2500.00	2000.00	2100.00	1600.00	0.00	0.00	2000.00	0.00
TIMBER SHESHAM LOG IST QUALITY	cubmt.	44000.00	45909.50	56496.00	56494.00	49261.54	38845.00	0.00	0.00
IRON BAR (M.S. BAR) 1/2"	P/TON	82000.00	87250.00	81500.00	79000.00	81461.54	78000.00	75500.00	78000.00
CARPENTER WAGE RATE	P/DAY	800.00	600.00	675.00	700.00	792.31	800.00	850.00	700.00
MASON (RAJ) WAGE RATE	P/DAY	800.00	650.00	675.00	700.00	861.54	800.00	1000.00	700.00
UNSKILLED LABOUR WAGE RATE	P/DAY	400.00	400.00	375.00	400.00	530.77	500.00	450.00	400.00
PLUMBER WAGE RSTE	P/DAY	800.00	600.00	700.00	700.00	761.54	800.00	800.00	700.00
ELECTICIAN WAGE RATE PER DAY	P/DAY	800.00	0.00	600.00	0.00	700.00	700.00	700.00	0.00
ELECTICIAN WAGE RATE PER POINT	P/PNT	100.00	95.00	100.00	70.00	159.23	90.00	160.00	100.00
WATER CHARGES PER HOUSE	P/MONTH	65.00	60.00	50.00	50.00	117.50	191.00	40.00	40.00
ELECT.CHARGES UPTO 50 UNITS	P/UNIT	2.00	2.00	2.00	2.00	2.00	2.00	2.00	2.00
ELECT.CHARGES 01 - 100 UNIT	P/UNIT	5.79	5.79	5.79	5.79	5.79	5.79	5.79	5.79
ELECT.CHARGES 101 - 300 UNIT	P/UNIT	9.70	9.70	9.70	9.70	9.70	9.70	9.70	9.70
ELECT.CHARGES 301 - 1000 UNIT	P/UNIT	15.27	15.27	15.27	15.27	15.27	15.27	15.27	15.27
ELECT.CHARGES ABOVE 1000 UNIT	P/UNIT	17.41	17.41	17.41	17.41	17.41	17.41	17.41	17.41
ELEC	PM	10.03	10.03	10.03	10.03	10.03	10.03	10.03	10.03
GAS CHRNG upto 3.3719 MMBUT	MMBTU	0.00	124.18	0.00	124.18	124.18	124.18	124.18	124.18
GAS CHRNG 3.3719 - 6.7438 MMBUT	MMBTU	0.00	248.37	0.00	248.37	248.37	248.37	248.37	248.37
GAS CHRNG 6.7438 - 10.1157 MMBUT	MMBTU	0.00	248.37	0.00	248.37	248.37	248.37	248.37	248.37
GAS CHRNG10.1157 - 13.4876 MMBUT	MMBTU	0.00	620.91	0.00	620.91	620.91	620.91	620.91	620.91
GAS	PM	0.00	620.91	0.00	620.91	620.91	620.91	620.91	620.91
GAS	PM	0.00	372.55	0.00	372.55	372.55	372.55	372.55	372.55
KEROSENE OIL	LTR	125.00	117.50	115.00	115.00	122.54	125.00	135.00	118.00
FIREWOOD WHOLE	40 KG.	300.00	565.00	600.00	550.00	506.15	400.00	450.00	400.00
CHAIR SHESHAM WOOD WITH ARMS	EACH	1800.00	2900.00	2500.00	1400.00	1300.00	900.00	2000.00	1000.00
CHAIR PLASTIC (CHAIRMAN) AVERAGE QUALITY	EACH	800.00	1150.00	800.00	850.00	780.77	650.00	800.00	500.00
TABLE SHESHAM WOOD (4X2X5")	EACH	3600.00	7550.00	10000.00	6000.00	6000.00	3616.67	5400.00	2600.00
SOFASET WOODEN WITH FOAM SEAT	SET	15000.00	26750.00	18000.00	20000.00	16000.00	11166.67	18000.00	12000.00
COT IRON (WITH NIWAR)AV.QLTY.	EACH	1700.00	3750.00	2200.00	2000.00	2000.00	1500.00	2400.00	2000.00
ALMIRAH (STEEL) 6'X3' 20 GUAGE	EACH	8300.00	14500.00	12000.00	7500.00	9307.69	6416.67	10000.00	6500.00
DINNING TABLE 6 CHAIRS A.QLTY	SET	12000.00	29500.00	25000.00	30000.00	14615.38	11500.00	21000.00	11000.00
SINGLE BED WITHOUT FOAM MED.	EACH	4000.00	9250.00	6500.00	5000.00	4500.00	5250.00	6500.00	3500.00
MATRESS SINGLE(4"THICK)	EACH	4500.00	5700.00	5700.00	5700.00	4600.00	4750.00	4700.00	6100.00
FARSHI DARI 12'X9' AV.QLTY	EACH	1500.00	1950.00	1300.00	1300.00	1361.54	866.67	1350.00	800.00
DARI COTTON (6'x2 1/2') AV.QL	EACH	725.00	1550.00	1200.00	450.00	495.00	323.33	700.00	400.00
CARPET PLAIN AV. QLTY	SQFT.	55.00	27.50	42.00	35.00	60.00	36.00	35.00	35.00
QUILT (LIHAF) 3 KG. COTTON	EACH	1000.00	1250.00	1200.00	600.00	1261.54	512.50	850.00	550.00
BLANKET (90" x 54")	EACH	3200.00	4900.00	4000.00	3500.00	2592.31	2400.00	4000.00	1800.00
BEDSHEET SINGLE BED SUP.QLTY	EACH	500.00	1350.00	800.00	450.00	615.38	316.67	700.00	400.00
BED SHEET DOUBLE WITH TWO PILLOW COVERS SUP QLTY	SET	850.00	2150.00	2000.00	1800.00	1292.31	525.00	1300.00	600.00
TOWEL(3'x2') AV. QALTY	EACH	280.00	187.50	300.00	300.00	200.00	180.00	300.00	100.00
CEILING FAN 48" SUPER QLTY	EACH	3350.00	2550.00	3095.00	2800.00	3400.00	2480.00	3000.00	2500.00
PEDESTAL FAN 22" SUPER QLTY	EACH	3500.00	3775.00	4720.00	3850.00	4400.00	3700.00	3800.00	4000.00
REFG. DAWLENCE 10 CFT. D.DOOR	EACH	28000.00	30500.00	32000.00	30500.00	31100.00	30400.00	27500.00	27000.00
D-FREEZER WAVES 8 CFT.	EACH	25000.00	30500.00	30500.00	31000.00	28100.00	27900.00	28000.00	28900.00
AIRCONDITIONER 1.5 TON PEL	EACH	41000.00	38500.00	38500.00	41000.00	40000.00	41800.00	41000.00	41800.00
SPLIT AIR CONDITIONER 1.5 TON (SPECIFY BRAND NAME)	EACH	41000.00	45000.00	47000.00	43000.00	44000.00	40000.00	45000.00	46000.00
AIRCOOLER SUPER ASIA	EACH	10000.00	14600.00	14500.00	11000.00	9200.00	8500.00	9000.00	10000.00
WASHING MACHINE SINGER	EACH	15000.00	15700.00	15575.00	14700.00	15600.00	15600.00	14700.00	15600.00
SEWING MACHINE(SINGER)	EACH	5210.00	5250.00	5750.00	6000.00	5860.00	5860.00	5200.00	5860.00
GIZER LARGE SIZE 30 GALLON CAPACITY SUP QLTY	EACH	12500.00	14025.00	15500.00	20900.00	18800.00	19900.00	20000.00	15500.00
GAS BURNER DOUBLE SPFY.BRAND	EACH	1550.00	1750.00	2200.00	1500.00	1861.54	1500.00	1800.00	1400.00
ELECT. IRON PHILIPS MDL.1120	EACH	1600.00	1300.00	2000.00	2100.00	1200.00	1700.00	1600.00	1200.00

Contd.

7.11 Intercity Consumer Prices October, 2014

Description	Unit	Mianwali	Bahawal- pur	Bahawal- nagar	R.Y. Khan	Karachi	Hyder- abad	Nawab- shah	Mirpur- khas
WHEAT	10 KG.	355.00	336.25	332.25	340.00	340.00	360.00	370.00	340.00
ELECTRIC JUICER FOR APPLE	EACH	6375.00	4700.00	6000.00	4500.00	3930.77	3600.00	6000.00	3000.00
S.STEEL DEGHCHI MEDIUM SIZE ***	EACH	525.00	1150.00	570.00	570.00	582.69	450.00	700.00	480.00
ALUMINIUM COOKING PAN (DEGCHI) MED SIZE	EACH	500.00	1050.00	1500.00	1500.00	553.08	450.00	360.00	370.00
NON STICK COOKING PAN (DEGCHI) SUP. QLTY	EACH	800.00	2000.00	1400.00	1450.00	886.15	500.00	1000.00	550.00
FRYING PAN STEEL AVG. QLTY MED. SIZE	EACH	350.00	700.00	570.00	570.00	306.15	200.00	350.00	260.00
TAWA IORN (MEDIUM SIZE) AVG. QLTY	EACH	350.00	325.00	350.00	235.00	265.38	200.00	350.00	250.00
S.STEEL PLATE A.QLTY.(M.SIZE)	EACH	90.00	95.00	70.00	75.00	83.08	40.63	80.00	55.00
TABLE SPOON S.STEEL SUP.QLTY.	DOZEN	300.00	587.50	450.00	360.00	270.00	250.00	320.00	250.00
WATER SET JUG+6 GLASSES (OMROC)	SET	400.00	675.00	400.00	456.00	615.38	331.88	500.00	350.00
TEA SET PAK. CHINAWARE 21 PCS.	SET	1500.00	2300.00	2000.00	2000.00	1624.62	950.00	1700.00	1250.00
DINNER SET PLASTIC 72 PIECES SUPERIOR QLTY	SET	3550.00	7250.00	7800.00	7800.00	5153.85	3000.00	5000.00	2600.00
HOTPOT SET PLASTIC 3 PCS.	SET	1200.00	2050.00	1250.00	1250.00	1261.54	1000.00	1200.00	1000.00
BUCKET(BALTI) PLASTIC MED.SIZ	EACH	250.00	462.50	370.00	220.00	336.15	270.00	400.00	280.00
LOTA PLASTIC (MED SIZE) AVERAGE QUALITY	EACH	60.00	55.00	80.00	50.00	73.08	50.00	60.00	50.00
PRESURE COOKER 4 LTR.	EACH	1225.00	2100.00	1550.00	1580.00	1330.77	900.00	1500.00	850.00
WATER COOLER 9/10 LTR.PLASTIC ***	EACH	750.00	925.00	600.00	480.00	615.38	400.00	800.00	500.00
THERMOS STARVAC 1 LTR	EACH	400.00	600.00	450.00	250.00	365.38	300.00	450.00	350.00
BULB PHILIPS 100-WATTS	EACH	25.00	30.00	28.00	30.00	35.00	30.00	32.00	30.00
TUBE LIGHT PHILIPS 40 WATTS	EACH	100.00	100.00	100.00	100.00	100.00	100.00	110.00	110.00
ELECTRIC BLUBS "0" WATTE LOCAL	EACH	20.00	20.00	25.00	25.00	25.00	25.00	25.00	20.00
ELECTRIC BLUB ENERGY SAVER 14 WATTS	EACH	150.00	175.00	170.00	170.00	170.00	160.00	160.00	110.00
WASHING SOAP 250 GMS SPECIFY BRAND NAME	EACH	35.00	40.00	40.00	40.00	20.00	30.00	35.00	27.00
SURF EXCEL 400 GMS POLY BAG	EACH	125.00	125.00	125.00	125.00	125.00	125.00	125.00	125.00
WASHING POWDER 1000 GRM	EACH	185.00	185.00	185.00	185.00	185.00	185.00	175.00	175.00
WASHING POWDER (WHEEL/ BONUS) 100 GRAMS	EACH	95.00	95.00	95.00	95.00	95.00	95.00	90.00	85.00
CLEANSER POWDER VIM 1000 GM	PKT.	72.22	77.78	72.22	72.22	72.22	72.22	72.22	66.67
FINIS 500 ML	BOTTLE	155.00	237.50	180.00	175.00	160.00	225.00	200.00	125.00
PHNYLE TYPHONE/FINIS/CARRANITE 3 LITRES	BOTTLE	165.00	165.00	150.00	155.00	120.00	120.00	150.00	110.00
HARPIC	BOTTLE	135.00	135.00	135.00	135.00	135.00	130.00	125.00	125.00
BOOT POLISH CHERRY/KIWI 50ML	EACH	100.00	100.00	100.00	100.00	100.00	100.00	100.00	80.00
ROBIN BLUE (35 GRAMS)	PKT.	45.00	45.00	40.00	45.00	35.00	25.67	35.00	30.00
TISSU PAPER PERFUMED 100 PCS.	PKT	110.00	100.00	115.00	95.00	123.08	100.00	100.00	90.00
TOILET PAPER ROLL (R.PETEL)	P/ROLL	35.00	38.00	38.00	38.00	35.00	32.00	40.00	35.00
BOOT POLISH LIQUID CHEERY BLOSSOM KIWI 75 ML	BOTTLE	120.00	120.00	140.00	140.00	130.00	135.00	120.00	120.00
MATCH BOX SMALL	EACH	2.00	2.50	2.00	2.00	2.00	2.00	2.00	2.00
DRY CELL 1.5 VOLT(LOCAL)	EACH	25.00	20.00	25.00	25.00	15.00	15.00	22.00	20.00
HAND STITCHING NEEDLE M.SIZE	PACKET	9.00	10.00	6.00	6.00	6.00	6.00	8.00	5.00
SEWING MACHINE NEEDLE (SINGER)	EACH	5.00	5.00	8.50	8.50	5.00	6.00	8.00	5.00
HOUSEHOLD SERVANT FEMALE P/T	P/MNTH	2000.00	1900.00	1800.00	1000.00	1861.54	950.00	2000.00	600.00
MARRIAGE HALL WITH FURNITURE	P/HEAD	60.00	95.00	105.00	70.00	301.54	95.63	70.00	90.00
SEPTRAN TABLETS	10TAB.	16.07	16.00	16.00	16.00	15.00	15.00	15.00	15.00
BRUFEN TABS 200-MG.	10TAB.	10.00	10.00	10.00	10.00	10.00	10.00	10.00	10.00
PANADOL TAB. EXTRA/PLAIN	10TAB.	10.00	10.00	10.00	10.00	10.00	10.00	10.00	10.00
DISPRIN TAB.	10TAB.	10.00	10.00	10.00	10.00	10.00	10.00	10.00	10.00
TRISIL TAB.	10 TAB	10.00	10.00	10.00	10.00	10.00	10.00	10.00	10.00
FLAGYL TAB. 200 MG.	10TAB.	10.00	10.00	10.00	10.00	10.00	10.00	10.00	10.00
VENTOLIN TAB. 2MG.	10TAB.	9.00	9.00	9.00	9.00	9.00	9.00	9.00	9.00
DAONIL TAB. 5 MG.	10TAB.	17.00	17.00	17.00	17.00	17.00	17.00	17.00	17.00
ENTOX TAB.	10TAB.	10.00	10.00	10.00	10.00	10.00	10.00	10.00	10.00
RENITEC TAB. 5 MG.	10TAB.	59.00	59.00	59.00	59.00	59.00	59.00	59.00	59.00
CAC. 1000 TAB	BOTTLE	122.00	122.00	122.00	122.00	122.00	122.00	122.00	122.00
AMOXIL CAPSOLE 250 MG.S	10CAP.	36.00	36.00	36.00	36.00	36.00	36.00	36.00	36.00
CALCIUM SYRUP SANDOZ	BOTTLE	64.00	64.00	64.00	64.00	64.00	64.00	64.00	64.00
LEDERPLEX SYRUP	BOTTLE	35.00	35.00	35.00	35.00	35.00	35.00	35.00	35.00
SANCOS SYRUP (50 ML.)	BOTTLE	30.00	30.00	30.00	30.00	30.00	30.00	30.00	30.00
PHENERGAN SYRUP 120 ML.	BOTTLE	33.00	33.00	33.00	33.00	33.00	33.00	33.00	33.00
CALPOL SYRUP 60 ML.	BOTTLE	28.00	28.00	28.00	28.00	28.00	28.00	28.00	28.00
HYDRYLLIN SYRUP 120 ML.	BOTTLE	59.00	65.00	65.00	65.00	65.00	65.00	65.00	65.00
POLYFAX EYE OINTMENT	TUBE	21.00	21.00	21.00	21.00	21.00	21.00	21.00	21.00
BETNESOL EYE DROPS	BOTTLE	33.89	33.89	33.89	33.89	33.89	33.89	33.89	33.89
EAR DROPS (CARDISPORINE) ***	BOTTLE	21.00	21.00	21.00	21.00	21.00	21.00	21.00	21.00
BETNOVATE-N OINTMENT 5 GMS	TUBE	16.00	16.00	16.00	16.00	16.00	16.00	16.00	16.00
BURNOL CREAM 30 GRM	TUBE	16.00	16.00	16.00	16.00	16.00	16.00	16.00	16.00
VICKS VAPORUB/BALM	BOTTLE	36.00	36.00	36.00	36.00	36.00	36.00	36.00	36.00

Contd.

7.11 Intercity Consumer Prices October, 2014

Description	Unit	Mianwali	Bahawal- pur	Bahawal- nagar	R.Y. Khan	Karachi	Hyder- abad	Nawab- shah	Mirpur- khas
WHEAT	10 KG.	355.00	336.25	332.25	340.00	340.00	360.00	370.00	340.00
GLYCERINE SMALL BOTTLE	BOTTLE	25.00	20.00	25.00	20.00	20.00	25.00	25.00	20.00
JOUHAR JOSHANDA	PKT.	6.00	8.00	6.00	6.00	7.00	6.00	6.00	6.00
GALXOS-D (450 GRMS)	PKT.	151.88	168.75	157.50	157.50	157.50	157.50	151.88	151.88
GRIPE-WATER WOODWARDS	BOTTLE	50.00	50.00	50.00	50.00	50.00	50.00	50.00	50.00
SANIPLAST ONE PUTTY	EACH	2.00	2.00	1.50	1.50	2.00	2.00	2.00	1.00
O.R.S. (NIMCOL)	PKT.	15.00	17.00	15.00	15.00	15.00	15.00	15.00	15.00
DETTOL (MEDIUM)	BOTTLE	46.80	46.80	46.80	46.80	46.80	46.80	46.80	46.80
COTTON BANDAGE 2" - 4"	EACH	10.00	7.00	8.00	8.00	8.62	6.00	8.00	15.00
THERMOMETER CHINA	EACH	50.00	45.00	40.00	40.00	40.00	30.00	40.00	40.00
DOCTOR (MBBS) CLINIC FEE	P/PAT.	300.00	200.00	200.00	300.00	100.00	100.00	200.00	100.00
URINE TEST (DR) CHARGES	P/TEST	60.00	90.00	50.00	60.00	100.00	90.00	140.00	70.00
BLOOD TEST (CP) CHARGES	P/TEST	210.00	225.00	120.00	100.00	230.00	212.50	300.00	200.00
SUGAR TEST (RANDOM/FASTING BOTH) CHARGES	P/TEST	120.00	120.00	100.00	150.00	256.15	160.00	240.00	200.00
ECG CHARGES	P/TEST	225.00	175.00	150.00	150.00	265.38	213.13	350.00	200.00
X-RAY (CHEST) CHARGES	P/X-RAY	300.00	200.00	200.00	250.00	300.00	209.38	400.00	200.00
CAR SUZUKI 800 CC (W/O. A/C)	EACH	625000.00	650800.00	645000.00	640000.00	625000.00	625000.00	625000.00	625000.00
CAR SUZUKI 1000 CC	EACH	1050000.00	1075800.00	1040000.00	1070000.00	1034000.00	1034000.00	1044000.00	1044000.00
CAR TOYOTA 1300 CC	EACH	1441000.00	1643000.00	1570000.00	1620000.00	1682500.00	1561500.00	1568000.00	0.00
CAR HONDA CIVIC	EACH	0.00	0.00	2125000.00	2150000.00	2035000.00	0.00	2033000.00	0.00
MOTORCYCLE HONDA CD-70.	EACH	68500.00	69900.00	69900.00	69900.00	69900.00	69900.00	69000.00	68000.00
MOTORCYCLE YAMAHA 100CC.	EACH	79500.00	80500.00	84500.00	85000.00	78600.00	79300.00	79300.00	0.00
MOTOR CYCLE HERO 70 CC	EACH	44500.00	47500.00	50000.00	48500.00	46000.00	43000.00	44000.00	44500.00
BICYCLE WITH TYRES & TUBES	EACH	7500.00	7350.00	7700.00	7500.00	6000.00	7550.00	9300.00	7500.00
TYRE CAR WITH TUBE GENERAL	EACH	3200.00	3800.00	3000.00	2950.00	3500.00	2800.00	3800.00	3300.00
TYRE MOTOR CYCLE WITHOUT TUBE	EACH	1250.00	1283.00	1300.00	1230.00	1357.69	950.00	1210.00	1250.00
TYRE CYCLE SPECIFY BRAND NAME	EACH	350.00	350.00	350.00	360.00	300.00	325.00	400.00	400.00
TYRE CAR W/O TUBE	EACH	2800.00	4200.00	2800.00	2950.00	2730.77	2700.00	3200.00	3200.00
PETROL SUPER	LITRE	103.62	103.62	103.62	103.62	103.62	103.62	103.62	103.62
HIGH SPEED DIESEL HSD	LITRE	107.39	107.39	107.39	107.39	107.39	107.39	107.39	107.39
CNG	K.G.	0.00	0.00	0.00	71.50	71.50	71.50	0.00	71.50
GAS CYLINDER STAND. SIZE	EACH	1500.00	1980.00	1780.00	1875.00	1650.00	1650.00	1430.00	1400.00
MOTOR CYCLE SERVICE CHARGES	EACH	300.00	225.00	250.00	250.00	350.00	250.00	250.00	250.00
CAR SERVICE CHARGES	EACH	400.00	275.00	250.00	250.00	365.38	350.00	500.00	300.00
TYRE PUNCTURE CHARGES	EACH	50.00	55.00	80.00	50.00	50.00	60.00	60.00	60.00
CYCLE OVERHAULING CHARGES	EACH	350.00	200.00	300.00	150.00	200.00	250.00	275.00	200.00
CAR TAX FOR 800CC TO 1300CC	YEARLY	2650.00	2650.00	2650.00	2650.00	1750.00	1750.00	1750.00	1750.00
TRAIN FARE ECO. 1-100 KM.	P/KM.	0.71	0.71	0.00	0.71	0.71	0.71	0.71	0.71
TRAIN FARE ECO. 101-500 KM.	P/KM.	1.02	1.02	0.00	1.02	1.02	1.02	1.02	1.02
TRAIN FARE ECO. > 500 KM.	P/KM.	0.93	0.93	0.00	0.93	0.93	0.93	0.93	0.93
TRAIN FARE IST SLP. 1-100KM	P/KM.	2.18	2.18	0.00	2.18	2.18	2.18	2.18	2.18
TRAIN FARE IST SLP.101-500 KM	P/KM.	2.69	2.69	0.00	2.69	2.69	2.69	2.69	2.69
TRAIN FARE IST SLP. > 500 KM	P/KM.	2.07	2.07	0.00	2.07	2.07	2.07	2.07	2.07
TRAIN FARE A/C SLP. 1-100KM.	P/KM.	5.99	5.99	0.00	5.99	5.99	5.99	5.99	5.99
TRAIN FARE A/C SLP.101-500KM	P/KM.	4.77	4.77	0.00	4.77	4.77	4.77	4.77	4.77
TRAIN FARE A/C SLP > 500KM.	P/KM.	4.32	4.32	0.00	4.32	4.32	4.32	4.32	4.32
PLATFORM TICKET	EACH	10.00	10.00	0.00	10.00	10.00	10.00	10.00	10.00
AUTO RICKSHAW FARES	KM/MIN	75.00	80.00	50.00	50.00	75.00	40.00	80.00	60.00
FULL TONGA CHARGES	KM/MIN	75.00	70.00	0.00	0.00	70.00	60.00	35.00	40.00
TAXI 4 SEATER FARE	KM/MIN	50.00	60.00	100.00	100.00	75.00	60.00	100.00	90.00
BUS FARE MIN (WITHIN CITY)	TICKET	0.00	0.00	0.00	0.00	10.00	10.00	0.00	10.00
BUS FARE MAX (WITHIN CIT	TICKET	0.00	0.00	0.00	25.00	16.00	17.00	0.00	16.00
BUS FARE OUTSIDE CITY	P/KM.	1.00	1.00	1.00	1.00	0.95	0.95	0.95	0.95
A/C BUS FARE OUTSIDE CITY	P/KM.	1.30	1.62	1.80	1.80	1.60	1.60	1.70	1.70
MINIBUS FARE MIN.WITH IN CITY	TICKET	0.00	0.00	0.00	0.00	10.00	10.00	0.00	0.00
MINIBUS FARE MAX.WITH IN CITY	TICKET	0.00	0.00	0.00	0.00	17.00	17.00	0.00	0.00
SUZUKI FARE MIN.WITH IN CITY	TICKET	15.00	10.00	15.00	0.00	10.00	10.00	0.00	10.00
SUZUKI FARE MAXIMUM W.IN CITY	TICKET	25.00	20.00	30.00	0.00	16.54	15.00	0.00	10.00
AIR FARE ECONOMY CLASS.	P/KM.	0.00	0.00	0.00	0.00	18.20	18.20	18.20	0.00
POSTAL ENVELOPE DOMESTIC	EACH	8.00	8.00	8.00	8.00	8.00	8.00	8.00	8.00
ENVELOPE FOR SAUDI ARABIA	EACH	50.00	50.00	50.00	50.00	50.00	50.00	50.00	50.00
POSTAL REGISTRATION CHARGES	EACH	28.00	28.00	28.00	28.00	28.00	28.00	28.00	28.00
U.M.S. REG CHARGES MIN.	EACH	58.00	59.00	58.00	58.00	58.00	59.00	58.00	58.00
T.C.S. CH. MIN.WITH IN ZONE	EACH	110.00	110.00	110.00	110.00	110.00	110.00	110.00	110.00
TELEPHONE CHARGES LOCAL CALL	P/CALL	3.94	3.94	3.94	3.94	3.94	3.94	3.94	3.94

Contd.

7.11 Intercity Consumer Prices October, 2014

Description	Unit	Mianwali	Bahawal- pur	Bahawal- nagar	R.Y. Khan	Karachi	Hyder- abad	Nawab- shah	Mirpur- khas
WHEAT	10 KG.	355.00	336.25	332.25	340.00	340.00	360.00	370.00	340.00
TEL CHARGES OUT SIDE CITY	P/CALL	3.94	3.94	3.94	3.94	3.94	3.94	3.94	3.94
INTERNET CHARGES	P/HOUR	45.00	40.00	27.50	27.50	20.00	25.00	30.00	20.00
MOBILE CELL CHARGES	P/UNIT	3.00	4.50	2.50	3.06	3.00	3.00	3.06	3.00
FAX CHARGES (LOCAL)	P/PAGE	15.00	10.00	17.50	17.50	15.00	20.00	15.00	15.00
TELEPHONE SET AV. QLTY	EACH	525.00	1150.00	825.00	650.00	815.38	500.00	500.00	600.00
MOBILE SET NOKIA/SONY/ERICSON/SAMSUNG WITHOUT CAMERA	EACH	3000.00	5200.00	3650.00	3650.00	2600.00	2200.00	2400.00	2250.00
T.V. 20" COLORED WEGA H-A21.	EACH	23250.00	23800.00	18000.00	17500.00	19500.00	17300.00	18000.00	18000.00
T.V 20" COLOR CHINA/KORIA)	EACH	14250.00	15300.00	13000.00	12000.00	12000.00	10750.00	11000.00	10000.00
V.C.P. PANASONIC/LG/NAT	EACH	6500.00	5500.00	5000.00	0.00	4000.00	5000.00	5000.00	6000.00
DVD/VCD PLAYER PANASONIC/LG	EACH	4500.00	4950.00	5000.00	5500.00	4500.00	3500.00	5000.00	3500.00
RADIO WITH C.PLAYER NATIONAL	EACH	3000.00	2100.00	1800.00	1250.00	2000.00	3500.00	3500.00	1500.00
PERSONNEL COMPUTER (BRANDED)	EACH	43250.00	35000.00	66000.00	50000.00	40000.00	31200.00	58000.00	46000.00
VID. CASSETTE BLK. TDK/SONY	EACH	150.00	200.00	180.00	100.00	140.00	120.00	200.00	120.00
COM. C.D. (TDK/IMATION)	EACH	30.00	45.00	50.00	35.00	50.00	80.00	60.00	50.00
TAPE RECORDER CASSETTE BLANK	EACH	50.00	55.00	50.00	40.00	50.00	60.00	50.00	50.00
VIDEO GAME SEGA 16 BYTE	EACH	1500.00	1650.00	1150.00	1150.00	1400.00	1000.00	1100.00	1800.00
CINEMA A/C. HIGH CLASS	TICKET	0.00	0.00	0.00	0.00	100.00	60.00	0.00	30.00
CINEMA NON-A/C HIGH CLASS	TICKET	0.00	35.00	0.00	30.00	70.00	40.00	50.00	20.00
CABLE CHARGES	P/MONT	250.00	275.00	300.00	250.00	400.00	300.00	250.00	300.00
TV.LICENCE FEE DOMESTIC	YEARLY	420.00	420.00	420.00	420.00	420.00	420.00	420.00	420.00
ENGLISH BOOK CLASS V1	EACH	77.00	77.00	77.00	77.00	35.10	35.10	35.10	35.10
ENGLISH BOOK CLASS IX OR X	EACH	129.00	129.00	129.00	129.00	40.30	40.30	40.30	40.30
ENG. BOOK IST.YR COMPLETE SET	EACH	82.00	82.00	82.00	82.00	118.15	118.15	118.15	118.15
ENGLISH BOOK BA/B.SC	EACH	178.00	178.00	178.00	178.00	150.00	150.00	150.00	150.00
URDU BOOK CLASS V (T.B.BORD)	EACH	70.00	70.00	70.00	70.00	54.10	54.10	54.10	54.10
URDU BOOK CLASS IX/(T.B.B)	EACH	137.00	137.00	137.00	137.00	50.55	50.55	50.55	50.55
URDU BOOK IST.YEAR/INTER	EACH	51.00	51.00	51.00	51.00	43.30	43.30	43.30	43.30
URDU BOOK BA/B.SC	EACH	140.00	140.00	140.00	140.00	120.00	120.00	120.00	120.00
MATHS BOOK CALSS V (T.B.B)	EACH	84.00	84.00	84.00	84.00	50.90	50.90	50.90	50.90
MATHS BOOK CLASS IX OR X	EACH	236.00	236.00	236.00	236.00	187.20	187.20	187.20	187.20
MATHS BOOK IST.YEAR (T.B.B)	EACH	156.00	156.00	156.00	156.00	112.45	112.45	112.45	112.45
PAKISTAN STUDIES BOOK BA/B.SC	EACH	125.00	125.00	125.00	125.00	125.00	125.00	125.00	125.00
DAILY "DAWN"	P/COPY	19.00	19.00	19.00	19.00	19.00	19.00	19.00	19.00
DAILY "JANG"	P/COPY	12.00	12.00	12.00	12.00	12.00	12.00	12.00	12.00
DAILY "NAWA-E-WAQT"	P/COPY	12.00	12.00	12.00	12.00	12.00	12.00	12.00	12.00
WEEKLY "AKHBAR-E-JAHAN"	P/COPY	55.00	55.00	55.00	55.00	55.00	55.00	55.00	55.00
WEEKLY "MAG"	P/COPY	45.00	45.00	45.00	45.00	45.00	45.00	45.00	45.00
MONTHLY "NAUNEHAL DIGEST"	P/COPY	35.00	35.00	35.00	35.00	35.00	35.00	35.00	35.00
PAPER FOOLSCAPE (27"x17")	QUIRE	45.00	27.50	40.00	50.00	46.54	30.00	27.00	30.00
EXERCISE.BOOK LINED 80/100 PGS	EACH	45.00	70.00	70.00	70.00	31.54	18.00	30.00	15.00
PENCILGOLDFISH/DEER	EACH	6.00	5.00	7.00	7.00	6.00	6.00	6.00	5.00
PEN INK DOLLOR 57 ML BOTTLE	EACH	20.00	20.00	25.00	25.00	20.00	20.00	20.00	25.00
PHOTOSTATE PAPER 70 GM	PRT	310.00	280.00	350.00	350.00	460.00	225.00	360.00	300.00
BALL PEN (local)	EACH	6.00	5.00	8.00	7.00	8.00	6.00	7.00	5.00
FOUNTAIN PEN HERO/WINGS/CHINA	EACH	40.00	45.00	50.00	50.00	40.00	25.00	50.00	20.00
PRIVATE SCHOOL FEE ENGLISH MED. AVG. STAND. (CLASS I)	P/ MONTH	800.00	2920.00	875.00	1000.00	761.54	912.50	1550.00	500.00
PRIVATE SCHOOL FEE ENGLISH MED. AVG. STAND. (CLASS V)	P/ MONTH	1000.00	2945.00	1087.50	1400.00	861.54	918.75	1550.00	700.00
PRIVATE SCHOOL FEE ENGLISH MED. AVG. STAND. (CLASS VI)	P/ MONTH	1300.00	2995.00	1125.00	1500.00	1261.54	862.50	1550.00	800.00
PRIVATE SCHOOL FEE ENGLISH MED. AVG. STAND. (CLASS X)	P/ MONTH	1800.00	3150.00	1650.00	1700.00	1723.08	1162.50	2000.00	1000.00
PRIVATE MEDICLE COLLEGE FEE MBBS (IST YEAR)	P/ MONTH	0.00	0.00	0.00	0.00	54166.66	50000.00	0.00	29166.00
PRIVATE ENGINEERING COLLEGE FEE (ISTR YEAR)	P/ MONTH	0.00	0.00	0.00	0.00	8333.33	0.00	0.00	0.00
GOVT. COLLEGE FEE IST. YEAR	MONTH	50.00	50.00	50.00	50.00	45.00	35.00	40.00	35.00
GOVT. COLLEGE FEE 4TH. YEAR	MONTH	60.00	60.00	60.00	60.00	75.00	75.00	67.50	67.50
GOVT. UNIVERSITY FEE MSC.	MONTH	100.00	110.00	110.00	110.00	1300.00	385.00	1550.00	354.17
GOVT. MED. COLLEGE FEE MBBS	MONTH	0.00	1289.00	0.00	1050.00	2417.00	2200.00	2000.00	0.00
GOVT. ENGG. COLL. FEE I YEAR	MONTH	0.00	2000.00	0.00	500.00	1480.00	1000.00	333.33	0.00
COACHING FEE FOR CLASS IX/X	P/ MONTH	1500.00	1500.00	1100.00	500.00	1800.00	500.00	1200.00	500.00
COACHING CHARGES FOR CLASS IST YEAR/INTER (SCIENCE)	P/ MONTH	2500.00	1750.00	1500.00	700.00	2000.00	1000.00	1200.00	800.00
COACHING CHARGES FOR CLASS IST YEAR/INTER (COMMERCE)	P/ MONTH	1000.00	1500.00	1500.00	600.00	1800.00	600.00	1200.00	600.00
I.T. TUITION FEES	P/ MONTH	0.00	2417.00	0.00	2000.00	3000.00	2000.00	1600.00	0.00
MBA TUITION FEES	P/ MONTH	0.00	2750.00	0.00	4585.00	8153.85	2500.00	0.00	0.00
BREAD TANDOORI ST. SIZE	EACH	6.00	5.00	7.00	6.00	8.00	10.00	7.00	7.00
COOKED MUTTON (AV. HOTEL)	PLATE	140.00	95.00	150.00	150.00	126.15	123.75	150.00	100.00
COOKED BEEF (AV. HOTEL)	PLATE	100.00	65.00	120.00	70.00	71.54	65.00	70.00	70.00

Contd.

7.11 Intercity Consumer Prices October, 2014

Description	Unit	Mianwali	Bahawal-pur	Bahawal-nagar	R.Y. Khan	Karachi	Hyder-abad	Nawab-shah	Mirpur-khas
WHEAT	10 KG.	355.00	336.25	332.25	340.00	340.00	360.00	370.00	340.00
COOKED DAL (AV. HOTEL)	PLATE	40.00	37.50	50.00	52.50	50.00	41.25	60.00	50.00
CHICKEN BIRYANI FULL/DOUBLE	PLATE	140.00	110.00	150.00	120.00	133.08	90.00	100.00	90.00
TEA PREPARED (ORDINARY)	CUP	15.00	15.00	20.00	20.00	15.00	15.00	20.00	25.00
HAIRCUT CHARGES FOR MEN	P/CUT	50.00	95.00	60.00	60.00	66.15	57.50	100.00	50.00
BEAUTY PORL HAIR STYL CHARGE	P/STY.	250.00	390.00	300.00	300.00	380.77	193.75	250.00	150.00
SHAVING CHARGES	PER SHV	30.00	35.00	30.00	30.00	43.08	21.25	50.00	20.00
LIPSTICK S.MISS/MEDORA	EACH	110.00	90.00	120.00	120.00	90.00	110.00	120.00	110.00
NAIL POLISH S.MISS/MEDORA	EACH	95.00	95.00	60.00	60.00	90.00	60.00	95.00	80.00
PERFUME MED.SIZE MEDORA/BROACH	EACH	110.00	180.00	180.00	180.00	186.15	120.00	175.00	190.00
HAIR-OIL AMLA/CHAMBELI	BOTTLE	110.00	110.00	110.00	110.00	115.00	110.00	100.00	110.00
TOILET SOAP LUX 95 GRAMS	EACH	40.38	40.38	40.38	40.38	40.38	40.38	40.38	40.38
TOILET SOAP LIFEBOUY 140 GRM	EACH	36.00	36.00	36.00	36.00	36.00	36.00	36.00	36.00
TOILET SOAP SAFEGUARD BATH SIZE	EACH	48.00	48.00	48.00	48.00	46.00	48.00	48.00	48.00
TOOTHPASTE MACKLINES 70 GRM	EACH	50.00	50.00	50.00	50.00	50.00	50.00	50.00	50.00
TOOTHPAST MED SIZE CLGATE 70 GMS	EACH	60.67	60.67	60.67	60.67	60.67	60.67	60.67	60.67
TOOTHBRUSH SHEILD A/PLAQUE	EACH	50.00	25.00	30.00	25.00	35.00	35.00	40.00	35.00
TOOTHPOWDER DENTONIC 90 GRM	EACH	25.00	28.00	28.00	28.00	25.00	25.00	25.00	25.00
HAIR-COLOUR BEGIN (6 GMS)	EACH	95.00	95.00	95.00	95.00	95.00	95.00	90.00	96.00
HAIR COLOUR (KALAKOLA)	BOTTLE	120.00	130.00	120.00	120.00	120.00	120.00	120.00	120.00
FACECREAM PONDS (MEDIUM)	EACH	105.00	110.00	110.00	110.00	110.00	110.00	110.00	110.00
TALC POWDER VICE ROAY,B.CAT	EACH	120.00	135.00	135.00	135.00	120.00	130.00	130.00	130.00
BLADE TREET ORDINARY 10'S	PKT.	30.00	30.00	35.00	30.00	38.00	35.00	40.00	35.00
BLADE 7-O-CLOCK STAIN. 5'S	PKT.	35.00	30.00	35.00	30.00	35.00	30.00	40.00	30.00
SHAMPOO SUNSILK/PAINTIN 100 ML	BOTTLE	110.00	110.00	110.00	110.00	110.00	110.00	110.00	110.00
BEAUTY CREAM (FAIR & LOVELY)	EACH	155.00	155.00	155.00	155.00	99.00	155.00	155.00	155.00
HAIR REMOVING CREAM (EU-CREAM)	TUBE	65.00	60.00	65.00	60.00	60.00	60.00	60.00	60.00
GEL MEDIUM SIZE	BOTTLE	85.00	100.00	130.00	100.00	60.00	55.00	67.50	55.00
DISPOSABLE RAZOR Gillet-II	EACH	40.00	40.00	45.00	40.00	35.00	40.00	35.00	35.00
SHAVING CREAM TOUCH-ME/ADM.	EACH	60.00	60.00	65.00	60.00	60.00	55.00	55.00	55.00
GOLD TEZABI 24 CT	10 GM.	41600.00	40965.00	40852.00	41822.00	41409.46	41667.00	41580.00	41148.00
SILVER TEZABI 24 CT	10 GM.	700.00	621.00	634.00	630.00	720.00	650.00	711.00	625.00
ARTIFICIAL JEWELLARY SET	SET	900.00	725.00	1000.00	300.00	1261.54	400.00	1700.00	350.00
WRIST WATCH GENTS CITIZEN (ORIGINAL) ***	EACH	4100.00	7200.00	3200.00	3000.00	2000.00	3100.00	3750.00	2500.00
WRIST WATCH LADIES CITIZEN (ORIGINAL) ***	EACH	4100.00	7000.00	3200.00	3000.00	2000.00	3050.00	3750.00	2500.00
WALL CLOCK QUARTZ AV.QLTY	EACH	600.00	1100.00	600.00	500.00	400.00	312.50	500.00	350.00
SUITCASE REXIN (24"x16"x6")	EACH	1000.00	1600.00	1500.00	1150.00	1061.54	750.00	1500.00	800.00
TRUNK MEDIUM SIZE ***	EACH	1990.00	1800.00	1400.00	1200.00	1592.31	1050.00	1600.00	1000.00
PURSE LADIES (LEATHER) AVERAGE QUALITY	EACH	700.00	1100.00	1200.00	1100.00	761.54	375.00	800.00	500.00

7.11 Intercity Consumer Prices October, 2014

Description	Unit	Mithi	Sukkar	Larkana	Dadu	Peshawar	Mardan	Abbotta- bad	Bannu
WHEAT	10 KG.	340.00	340.00	312.50	340.00	360.00	370.00	425.00	355.00
WHEAT FLOUR FINE/SUPERIOR.	KG.	47.25	41.00	40.00	45.00	45.83	44.00	50.00	44.50
WHEAT FLOUR AVG. QLTY	KG.	40.00	39.50	38.00	40.00	40.50	42.00	45.00	41.50
WHEAT FLOUR BAG	10 KG.	400.00	385.00	390.00	400.00	402.50	410.00	427.50	420.00
MAIDA	KG.	55.00	50.00	47.50	50.00	54.08	55.00	56.25	61.75
SUJI	KG.	58.00	55.00	50.00	50.00	55.83	55.00	56.25	51.00
BESAN AV. QLTY.	KG.	72.00	85.00	80.00	80.00	81.25	85.00	80.00	80.00
RICE BASMATI SUP. QLTY.	KG.	130.00	150.00	140.00	140.00	140.00	145.00	150.00	127.50
RICE BASMATI 385/386	KG.	75.00	85.00	75.00	90.00	120.00	120.00	120.00	122.50
RICE BASMATI BROKEN AV.QLTY	KG.	65.00	75.00	80.00	60.00	78.33	85.00	88.75	51.00
RICE IRRI-6 (SINDH/PUNJAB)	KG.	42.00	52.50	35.00	40.00	49.17	51.25	52.50	52.50
VERMICELLI	KG.	85.00	80.00	70.00	70.00	74.17	80.00	85.00	70.00
BREAD PLAIN MEDIUM SIZE	EACH	45.00	50.00	40.00	45.00	35.00	35.00	35.00	35.00
RUSK (PAPAY)	KG.	150.00	230.00	200.00	200.00	160.00	200.00	150.00	140.00
BISCUITS-PACKED	PKT	35.00	35.00	35.00	35.00	35.00	35.00	35.00	35.00
BISCUIT-BAKERY (LOOSE)	250 GM	50.00	60.00	100.00	50.00	64.17	57.50	50.00	52.50
CORNFLAKS FAUJI 225 GM.	PKT	160.00	176.40	166.50	166.50	153.00	153.00	166.50	165.00
SAMOSAS (VEGATABLE)	EACH	8.00	11.00	12.00	15.00	6.67	8.00	9.00	17.50
PASTRY AV.QLTY.	EACH	10.00	12.50	37.50	20.00	24.17	30.00	17.50	20.00
PATTIES (VEGATABLES)	EACH	10.00	12.50	18.00	10.00	23.33	22.50	20.00	30.00
NIMCO	250 GM	60.00	70.00	60.00	50.00	53.33	60.00	60.00	50.00
CHIPS	250 GM	60.00	75.00	80.00	60.00	56.67	50.00	80.00	85.00
BEEF WITH BONE AV.QLTY.	KG	0.00	290.00	290.00	280.00	273.33	270.00	257.50	270.00
MUTTON AV.QLTY.	KG	500.00	522.50	600.00	560.00	584.17	495.00	500.00	480.00
CHICKEN FARM BROILER (LIVE)	KG	140.00	135.00	145.00	160.00	136.00	150.00	132.50	145.00
FISH-RAHU MEDIUM SIZE	KG	300.00	330.00	275.00	340.00	241.67	230.00	200.00	290.00
MILK FRESH (UNBOILED)	LTR.	60.00	75.00	80.00	70.00	72.50	72.50	70.00	72.50
CURD	KG.	78.00	90.00	95.00	100.00	79.58	82.50	80.00	82.50
MILK TETRA PACK 1/2 LTR.	PKT.	50.00	60.00	60.00	60.00	50.00	50.00	60.00	56.00
LACTOGEN 400 GRAMS	PKT.	400.00	425.00	425.00	425.00	425.00	425.00	425.00	425.00
POWDER MILK NIDO 400GM.	PKT	325.00	350.00	350.00	350.00	350.00	350.00	350.00	350.00
MILK POWDER LOOSE/PACKED	KG.	480.00	480.00	450.00	365.00	590.00	560.00	516.67	540.00
BUTTER LOCAL PACKED	50 GM.	25.00	27.50	27.00	30.00	25.00	25.00	25.00	40.00
EGGS FARM	DOZ	105.00	112.00	100.00	100.00	100.00	100.00	105.00	110.00
MUSTARD OIL AV.QLTY.	KG.	150.00	147.50	200.00	160.00	221.67	210.00	250.00	180.00
COOKING OIL (DALDA)	2.5LTR	550.00	545.00	530.00	520.00	540.00	540.00	535.00	540.00
COOKING OIL (PAKWAN) OTHER BRAND SPECIFY	2.5 LTR	540.00	545.00	500.00	520.00	440.00	436.00	420.00	470.00
VEGETABLE GHEE TIN	2.5KG.	530.00	525.00	520.00	520.00	510.00	510.00	510.00	510.00
VEGETABLE GHEE (LOOSE)	KG.	180.00	160.00	145.00	140.00	160.83	165.00	170.00	167.50
DATES AV.QLTY.	KG.	80.00	230.00	170.00	200.00	188.33	135.00	220.00	207.50
PISTACHIO AV.QLTY.	50 GM.	95.00	120.00	135.00	100.00	77.50	90.00	100.00	75.00
ALMONDS WHOLE AV.QLTY.	KG.	495.00	800.00	1050.00	610.00	675.00	650.00	400.00	462.50
COCONUT DRY AV.QLTY.	KG.	260.00	300.00	270.00	340.00	296.67	290.00	300.00	240.00
RAISINS AV.QLTY.	50 GM.	15.00	27.50	20.00	25.00	23.33	17.50	19.00	12.50
GROUNDNUTS (WITH SHELL)	KG.	105.00	240.00	170.00	150.00	165.00	145.00	200.00	127.50
MALTA/MOSAMBI	DOZ	200.00	150.00	80.00	160.00	140.00	140.00	140.00	140.00
KINNU	DOZ	0.00	0.00	0.00	0.00	0.00	0.00	0.00	0.00
APPLE	KG	80.00	100.00	100.00	100.00	115.00	77.50	95.00	115.00
ALOO BUKHARA	KG	0.00	0.00	0.00	0.00	0.00	0.00	0.00	0.00
POMEGRANATE (ANNAR)	KG	225.00	125.00	165.00	200.00	165.00	120.00	125.00	200.00
GRAPES	KG	215.00	157.50	200.00	200.00	139.17	115.00	110.00	100.00
BANANAS	DOZ	50.00	65.00	55.00	50.00	70.00	70.00	55.00	62.50
MANGO KALMI	KG	0.00	0.00	0.00	0.00	0.00	0.00	0.00	0.00
GUAVA	KG	60.00	30.00	60.00	50.00	96.67	75.00	55.00	60.00
WATERMELON (TURBOOZ)	KG	0.00	0.00	0.00	0.00	0.00	0.00	0.00	0.00
MUSKMELON (KHARBOOZA)	KG	0.00	0.00	0.00	0.00	0.00	0.00	0.00	0.00
SWEETMELON (GARMA)	KG	90.00	50.00	45.00	80.00	55.00	80.00	55.00	65.00
PULSE MASOOR (WHOLE)	KG.	120.00	110.00	112.50	120.00	120.00	120.00	120.00	130.00
PULSE MASOOR (WASHED)	KG.	120.00	130.00	115.00	120.00	120.00	135.00	120.00	130.00
PULSE MOONG (WASHED)	KG.	150.00	155.00	145.00	160.00	135.00	135.00	172.50	140.00

Contd.

7.11 Intercity Consumer Prices October, 2014

Description	Unit	Mithi	Sukkar	Larkana	Dadu	Peshawar	Mardan	Abbotta- bad	Bannu
PULSE MASH (WASHED)	KG.	150.00	150.00	145.00	160.00	155.00	165.00	165.00	150.00
PULSE GRAM	KG.	70.00	75.00	82.50	80.00	76.67	72.50	75.00	70.00
GRAM WHOLE BLACK AV.QLTY.	KG.	60.00	82.50	95.00	80.00	91.67	90.00	75.00	52.50
GRAM WHOLE YELLOW AV.QLTY	KG.	105.00	120.00	115.00	100.00	104.17	97.50	100.00	95.00
BEANS (LAL LOBIA)	KG.	125.00	150.00	137.50	140.00	121.67	115.00	155.00	107.50
POTATOES	KG	60.00	60.00	55.00	60.00	69.17	70.00	62.50	62.50
ONION	KG	40.00	35.00	37.50	37.50	43.33	40.00	40.00	40.00
TURNIP	KG	45.00	30.00	35.00	30.00	55.00	60.00	20.00	37.50
RADISH	KG	40.00	50.00	30.00	35.00	65.00	52.50	21.25	30.00
TOMATOES	KG	90.00	65.00	80.00	65.00	49.17	50.00	42.50	55.00
CABBAGE	KG	0.00	0.00	0.00	0.00	0.00	0.00	0.00	0.00
CAULIFLOWER	KG	45.00	50.00	50.00	60.00	50.00	62.50	26.25	40.00
BRINJAL	KG	25.00	20.00	22.50	10.00	38.33	22.50	27.50	37.50
PUMPKIN	KG	0.00	0.00	0.00	0.00	0.00	0.00	0.00	0.00
BOTTLEGOURD	KG	30.00	30.00	35.00	35.00	45.00	40.00	36.25	30.00
LADY FINGER	KG	80.00	60.00	50.00	60.00	66.67	65.00	46.25	100.00
PEAS	KG	0.00	0.00	0.00	0.00	0.00	0.00	0.00	0.00
SPINACH	KG	20.00	20.00	17.50	10.00	29.17	25.00	19.00	25.00
TINDA	KG	75.00	55.00	40.00	40.00	71.67	70.00	55.00	57.50
TURAI	KG	80.00	40.00	30.00	20.00	48.33	40.00	40.00	40.00
KARAILA	KG	50.00	40.00	50.00	40.00	53.33	60.00	47.50	67.50
ARVI	KG	80.00	45.00	60.00	60.00	50.00	50.00	46.67	40.00
CHILLIES GREEN	KG	50.00	45.00	60.00	40.00	70.00	45.00	48.75	80.00
CARROT	KG	0.00	0.00	0.00	0.00	0.00	0.00	0.00	0.00
CUCUMBER (KHEERA)	KG	80.00	70.00	45.00	60.00	56.67	50.00	55.00	70.00
LEMON	250GM	45.00	35.00	22.50	40.00	28.33	20.00	35.00	30.00
SUGAR REFINED	KG.	55.00	56.00	58.00	60.00	60.00	60.00	62.00	60.00
GUR AV.QLTY	KG.	78.00	75.00	75.00	80.00	95.00	82.50	100.00	97.50
HONEY LANGANESE 500 GM.	BOTTLE	740.00	750.00	820.00	720.00	860.00	860.00	850.00	350.00
MILO 200 GM.	BOTTLE	190.00	206.00	200.00	200.00	170.00	170.00	200.00	200.00
CUSTARD POWDER RAFHAN 300 GM.	PKT	75.00	75.00	70.00	75.00	75.00	75.00	75.00	75.00
TOFFEE (HILAL)	EACH	1.00	1.00	2.00	1.00	1.50	1.50	1.00	1.00
CHOWKELATE CANDY (SMALL SIZE)	EACH	5.00	5.00	5.00	5.00	5.00	5.00	5.00	5.00
SWEETMEAT (MIXED)	KG	300.00	380.00	440.00	350.00	271.67	250.00	230.00	180.00
ICE CREAM WALLS	CUP.	40.00	40.00	40.00	40.00	40.00	40.00	40.00	40.00
ICE	KG	10.00	8.00	15.00	10.00	15.00	15.00	9.00	12.00
JAM AHMED/MITCHELLES	BOTTLE	120.00	130.00	120.00	125.00	133.33	140.00	130.00	110.00
SQUASH-MITCHELLES	BOTTLE	135.00	150.00	135.00	135.00	150.00	150.00	150.00	140.00
ROOH AFZA	BOTTLE	140.00	140.00	140.00	140.00	140.00	140.00	140.00	145.00
JAM-E-SHIREEN	BOTTLE	145.00	145.00	140.00	140.00	145.00	145.00	145.00	145.00
SAUNF	50 GM	16.00	20.00	20.00	20.00	20.00	17.50	20.00	15.00
CINAMON LOOSE AV. QLTY	50 GM.	20.00	20.00	20.00	20.00	20.00	20.00	27.50	30.00
CUMINSEED WHITE NATIONAL	50 GM.	50.00	52.00	50.00	54.00	54.00	54.00	52.00	52.00
PEPPER BLACK NATIONAL	50 GM.	96.00	96.00	96.00	96.00	96.00	96.00	96.00	96.00
CLOVES LOOSE AV.QLTY	50 GM.	85.00	90.00	90.00	90.00	113.33	120.00	125.00	100.00
CARDAMOM LARGE LOOSE AV.QLTY	50 GM.	150.00	130.00	145.00	160.00	185.00	150.00	140.00	90.00
CARDAMOM SMALL AV.QLTY	50 GM.	65.00	80.00	100.00	80.00	125.00	110.00	115.00	120.00
SALT-POWDERED (LAHORI) LOOSE	KG.	10.00	9.00	10.00	8.00	10.00	10.00	10.00	8.00
SALT POWDERED (NATIONAL/SHAN)	PKT	20.00	25.00	25.00	25.00	25.00	25.00	25.00	20.00
CHILLIES POWD.NATIONAL 200GM	PKT	105.00	105.00	105.00	105.00	105.00	105.00	105.00	105.00
CHILLIES POWDER LOOS	KG.	200.00	250.00	240.00	280.00	233.33	240.00	290.00	280.00
CORRIANDER SEED POWD.NATIONAL	PKT	78.00	88.00	78.00	88.00	78.00	78.00	88.00	77.00
CORRIANDER SEED (LOOSE)	KG.	220.00	190.00	220.00	240.00	226.67	280.00	280.00	280.00
TURMERIC POWD.NATIONAL 50GM	PKT.	35.00	35.00	35.00	35.00	35.00	35.00	35.00	35.00
CURRY POWD. NATIONAL 200 GM	PKT.	86.00	86.00	86.00	86.00	87.00	87.00	87.00	86.00
TOMATO KETCHUP AHMED/MITCHL	BOTTLE	85.00	80.00	80.00	90.00	91.67	90.00	80.00	70.00
PICKLES AHMED/MITCHELLES	BOTTLE	90.00	110.00	110.00	115.00	110.00	120.00	100.00	100.00
VINEGAR SYNTHETIC (SIRKA)	BOTTLE	55.00	75.00	85.00	75.00	78.33	60.00	75.00	40.00
GARLIC	KG	130.00	115.00	100.00	120.00	145.00	140.00	105.00	147.50
GINGER	KG	350.00	240.00	300.00	280.00	304.17	180.00	210.00	380.00

Contd.

7.11 Intercity Consumer Prices October, 2014

Description	Unit	Mithi	Sukkar	Larkana	Dadu	Peshawar	Mardan	Abbotta- bad	Bannu
TAPAL DANEDAR TEA 200GM PACKET	PKT	126.32	126.32	126.32	126.32	126.32	126.32	126.32	126.32
TEA LIPTON YELLOW LABEL 200GM.	PKT.	128.42	124.21	128.42	124.21	128.42	128.42	124.21	124.21
TEA LOOSE KENYA AV.QLTY 250GM.	PKT.	140.00	120.00	125.00	135.00	127.50	120.00	150.00	122.50
COFFEE-NESCAFE 75 GM. **	BOTTLE	300.00	320.00	317.50	300.00	300.00	300.00	330.00	280.00
COLD DRINK (STANDARD SIZ)	BOTTLE	25.00	25.00	25.00	20.00	25.00	25.00	21.25	25.00
FRUIT JUICE TETRA PACK	PKT.	15.00	15.00	15.00	15.00	15.00	15.00	17.50	17.50
MINERAL WATER NESTLE 1.5 LTR	BOTTLE	45.00	45.00	45.00	45.00	45.00	45.00	46.25	47.50
CIGARETTES K-2 10'S **	PKT	50.00	45.00	45.00	46.00	45.00	45.00	45.00	45.00
CIGARETTES CAPSTAN 10'S **	PKT	50.00	45.00	50.00	48.00	50.00	50.00	50.00	50.00
CIGARETTES GOLD LEAF 20'S	PKT	100.00	96.00	97.50	100.00	100.00	100.00	100.00	100.00
CIGARETTES MORVEN GOLD 20'S	PKT	50.00	45.00	50.00	48.00	50.00	50.00	50.00	50.00
BETEL LEAVES	50GM.	65.00	65.00	65.00	100.00	70.00	90.00	60.00	72.50
BETEL NUTS	KG.	265.00	300.00	220.00	300.00	391.67	425.00	270.00	290.00
LONG CLOTH 57" GUL AHMED/AL-KARAM	METER	170.00	230.00	195.00	230.00	300.00	300.00	195.00	165.00
SHIRTING AV.QLTY.	METER	100.00	120.00	130.00	130.00	283.33	287.50	150.00	140.00
PANT CLOTH W & WEAR AV.QLTY	METER	300.00	450.00	350.00	300.00	375.00	350.00	375.00	595.00
LAWN PRINTED GUL AHMED/AL-KARAM	METER	220.00	375.00	333.00	230.00	340.00	290.00	300.00	177.50
GEORGETTE AV.QLTY	METER	140.00	150.00	130.00	100.00	110.00	110.00	80.00	97.50
LINEN AV.QLTY ***	METER	150.00	140.00	175.00	120.00	155.00	165.00	125.00	141.25
HEAVY WT SUITING LAWERNCPUR AVG QLTY	METER	1400.00	1250.00	1100.00	900.00	2250.00	2050.00	1200.00	850.00
HEAVY WT SUITING LAWERNCPUR SUP QLTY	METER	1500.00	1500.00	1300.00	1300.00	2500.00	2500.00	1650.00	950.00
TROPICAL SUITING LAW.PUR	METER	900.00	1000.00	900.00	750.00	1400.00	1400.00	1100.00	680.00
PANT BOY 24"/26" LENGTH.	EACH	325.00	400.00	325.00	500.00	483.33	550.00	625.00	675.00
SHIRT BOY 24"/26" LENGTH	EACH	250.00	400.00	320.00	400.00	341.67	335.00	625.00	315.00
SCHOOL UNI. PANT,SHIRT BOYS	SUIT	650.00	600.00	500.00	540.00	737.50	750.00	630.00	700.00
SCHOOL UNI. KAMEEZ,SHAL.BOYS	SUIT	500.00	600.00	520.00	475.00	666.67	650.00	800.00	650.00
SCHOOL UNI. KAMEEZ,SHAL.GIRL	SUIT	680.00	600.00	520.00	540.00	816.67	850.00	670.00	650.00
FROCK W/WEAR GIRLS	EACH	400.00	900.00	480.00	630.00	841.67	750.00	1050.00	725.00
AWAMI-SUIT W & W(BOY) 24"/26	SUIT	700.00	900.00	570.00	685.00	960.00	875.00	1050.00	750.00
AWAMI-SUIT W&W (GENTS)AV.QLTY	SUIT	800.00	1000.00	820.00	960.00	1616.67	1450.00	1875.00	1700.00
PULLOVER GENTS OXFORD/BON.	EACH	2000.00	2100.00	2085.00	2700.00	3187.50	3187.50	2895.00	2600.00
PULLOVER LADIES OXFORD/BON.	EACH	1800.00	1800.00	1800.00	2300.00	2763.33	2840.00	2895.00	2600.00
PULLOVER (GENTS) OTHERS A.QTY	EACH	700.00	800.00	700.00	600.00	900.00	925.00	1955.00	1250.00
SECOND-HAND COAT FOR MEN	EACH	525.00	400.00	375.00	300.00	570.83	475.00	525.00	275.00
SECONDHAND SWEETER FOR MEN DUP QLTY	EACH	325.00	225.00	275.00	200.00	466.67	550.00	375.00	175.00
SECONDHAND WINTER JACKET	EACH	260.00	400.00	425.00	250.00	658.33	900.00	500.00	175.00
UNDERWEAR AV.QLTY MEDIUM SIZE	EACH	70.00	90.00	140.00	60.00	115.00	90.00	150.00	77.50
VEST FOR MEN AV.QLTY.	EACH	60.00	100.00	95.00	100.00	132.50	110.00	150.00	77.50
VEST/SHAMEEZ (WOMEN) AVG. QLTY	EACH	65.00	120.00	140.00	140.00	162.50	110.00	200.00	127.50
SOCKS NYLON (PAKISTANI)	PAIR	50.00	90.00	82.50	50.00	97.50	85.00	77.50	62.50
BRASSIER AV.QLTY.	EACH	80.00	120.00	180.00	100.00	121.67	110.00	85.00	150.00
BRASSIER SUP QLTY	EACH	300.00	300.00	280.00	200.00	236.67	190.00	185.00	220.00
DOPATTA GEORGETTE AV.QLTY.	EACH	300.00	225.00	300.00	250.00	251.67	260.00	387.50	235.00
DOPATTA COTTON AV GLTY	EACH	200.00	175.00	220.00	200.00	222.50	235.00	250.00	265.00
CHADDAR (W/WEAR) (2x2.5 MTR)	EACH	300.00	275.00	500.00	350.00	883.33	725.00	487.50	450.00
LUNGI/DHOTI(COTTON) AVG. QLTY	EACH	310.00	250.00	470.00	250.00	275.00	300.00	350.00	340.00
HANDKERCHIEF AVG. QLTY PAK	EACH	40.00	50.00	50.00	45.00	27.50	27.50	30.00	20.00
HANDKERCHIEF SUP. QLTY PAK	EACH	60.00	77.50	75.00	120.00	51.67	45.00	45.00	37.50
GLOVES AV QLTY	PAIR	60.00	70.00	55.00	50.00	110.00	110.00	80.00	52.50
AZARBAND COTTON AVG. QLTY	EACH	8.00	20.00	22.50	15.00	26.67	25.00	11.00	15.00
SEWING THREAD/REEL(ASLI PARI)	EACH	5.00	7.00	7.00	7.00	8.50	8.50	6.00	5.00
WASHING CHARGES PAINT & SHIRT	SUIT	50.00	55.00	60.00	40.00	200.00	100.00	50.00	70.00
DRY CLEANING SUIT COAT PANT	SUIT	200.00	250.00	270.00	160.00	383.33	325.00	350.00	250.00
WASHING CH. (KAMIZ-SHALWAR)	PAIR	50.00	50.00	50.00	30.00	76.67	65.00	50.00	60.00
TAILORING SHIRT	EACH	250.00	400.00	350.00	200.00	466.67	425.00	300.00	275.00
TAILORING CHARGES PANT (MEN)	EACH	250.00	600.00	500.00	300.00	1250.00	775.00	675.00	900.00
TAILORING COAT-PANT SUIT	SUIT	3000.00	4000.00	3200.00	3200.00	5000.00	4000.00	4000.00	2750.00
TAILORING AWAMI-SUIT (MALE)	SUIT	300.00	475.00	575.00	475.00	608.33	550.00	475.00	500.00
TAILORING SUIT FEMALE	SUIT	300.00	450.00	575.00	250.00	525.00	475.00	293.75	400.00
GENTS SHOES PAUL BATA	PAIR	1199.00	1199.00	1199.00	1199.00	1199.00	1199.00	1199.00	1199.00

Contd.

7.11 Intercity Consumer Prices October, 2014

Description	Unit	Mithi	Sukkar	Larkana	Dadu	Peshawar	Mardan	Abbotta- bad	Bannu
GENTS SANDAL BATA	PAIR	699.00	699.00	699.00	699.00	699.00	699.00	699.00	699.00
GENTS SPOUNG CHAPPAL BATA	PAIR	179.00	179.00	179.00	179.00	179.00	179.00	179.00	179.00
LADIES SANDAL BATA	PAIR	499.00	499.00	499.00	499.00	499.00	499.00	499.00	499.00
LADIES SPOUNG CHAPPAL BATA	PAIR	179.00	179.00	179.00	179.00	179.00	179.00	179.00	179.00
CHILD SHOE POWER LITE BATA	PAIR	599.00	599.00	599.00	599.00	599.00	599.00	599.00	599.00
GENTS SHOE, ART 1109 SERVICE	PAIR	999.00	999.00	999.00	999.00	999.00	999.00	999.00	999.00
NYLON JOGGER 27 SIZE 2-5 ***	PAIR	1299.00	1299.00	1299.00	1299.00	1299.00	1299.00	1299.00	1299.00
CHINA FOOT WEAR AV. QLTY (MALE) *	PAIR	400.00	500.00	750.00	800.00	920.83	900.00	875.00	850.00
CHINA FOOT WEAR AV. QLTY (FEMALE) *	PAIR	240.00	425.00	300.00	350.00	825.00	800.00	837.50	700.00
CHINA FOOT WEAR AV. QLTY (CHILDREN) *	PAIR	220.00	425.00	300.00	500.00	508.33	500.00	500.00	450.00
SHOE REPAIR HALF SOLE	PAIR	50.00	65.00	150.00	50.00	131.67	110.00	100.00	80.00
SHOES POLISH CHARGES AVERAGE SHOP	PAIR	10.00	15.00	20.00	10.00	20.00	20.00	20.00	17.50
HOUSE RENT (combined)	MONTH	3095.00	4900.00	3915.00	3174.00	7119.00	3102.00	8441.00	3321.00
rent 2	pm	3095.00	4900.00	3915.00	3174.00	7119.00	3102.00	8441.00	3321.00
RENT3	PM	3095.00	4900.00	3915.00	3174.00	7119.00	3102.00	8441.00	3321.00
RENT4	PM	3095.00	4900.00	3915.00	3174.00	7119.00	3102.00	8441.00	3321.00
RENT5	PM	3095.00	4900.00	3915.00	3174.00	7119.00	3102.00	8441.00	3321.00
RENT6	PM	3095.00	4900.00	3915.00	3174.00	7119.00	3102.00	8441.00	3321.00
SYNTHETIC ENEMAL ROBIALAC BALTI 3.64 LTR.	EACH	1850.00	1900.00	2100.00	1450.00	1800.00	1800.00	1950.00	1775.00
SYNTHETIC ENEMAL ICI BALTI 3.64 LTR.	EACH	1850.00	1900.00	2100.00	1450.00	1850.00	1900.00	1950.00	1825.00
CEMENT (LOCAL) SPECIFY BRAND NAME	BAG	550.00	550.00	540.00	540.00	500.00	500.00	515.00	510.00
BRICKS (NEW) IST CLASS	P/1000	5500.00	5000.00	4700.00	3940.00	7916.67	7250.00	8300.00	6000.00
CEMENT BLOCKS (6"x8"x12")	P/100	0.00	0.00	0.00	0.00	0.00	0.00	0.00	0.00
BAJREE	100CFT	5100.00	2650.00	3750.00	2600.00	3500.00	3350.00	3200.00	1800.00
SAND (BLACK PIT SAND)	K100CFT	2000.00	1500.00	1450.00	2000.00	1983.33	1600.00	2800.00	1400.00
TIMBER SHESHAM LOG IST QUALITY	cubmt.	0.00	37044.00	42377.00	55500.00	42378.00	42378.00	0.00	35000.00
IRON BAR (M.S. BAR) 1/2"	P/TON	80000.00	83000.00	80000.00	79000.00	81166.67	81000.00	82500.00	79000.00
CARPANTER WAGE RATE	P/DAY	600.00	750.00	800.00	600.00	741.67	750.00	800.00	850.00
MASON (RAJ) WAGE RATE	P/DAY	600.00	750.00	800.00	800.00	900.00	750.00	800.00	1150.00
UNSKILLED LABOUR WAGE RATE	P/DAY	400.00	375.00	350.00	350.00	483.33	400.00	400.00	450.00
PLUMBER WAGE RSTE	P/DAY	600.00	750.00	600.00	450.00	900.00	800.00	0.00	800.00
ELECTICIAN WAGE RATE PER DAY **	P/DAY	0.00	0.00	600.00	400.00	933.33	800.00	0.00	700.00
ELECTICIAN WAGE RATE PER POINT **	P/PNT	75.00	87.50	120.00	60.00	100.00	100.00	122.50	90.00
WATER CHARGES PER HOUSE	P/MONTH	200.00	57.50	150.00	35.00	150.00	120.00	175.00	200.00
ELECT.CHARGES UPTO 50 UNITS	P/UNIT	2.00	2.00	2.00	2.00	2.00	2.00	2.00	2.00
ELECT.CHARGES 01 - 100 UNIT	P/UNIT	5.79	5.79	5.79	5.79	5.79	5.79	5.79	5.79
ELECT.CHARGES 101 - 300 UNIT	P/UNIT	9.70	9.70	9.70	9.70	9.70	9.70	9.70	9.70
ELECT.CHARGES 301 - 1000 UNIT	P/UNIT	15.27	15.27	15.27	15.27	15.27	15.27	15.27	15.27
ELECT.CHARGES ABOVE 1000 UNIT	P/UNIT	17.41	17.41	17.41	17.41	17.41	17.41	17.41	17.41
ELEC	PM	10.03	10.03	10.03	10.03	10.03	10.03	10.03	10.03
GAS CHRg upto 3.3719 MMBUT	MMBTU	0.00	124.18	124.18	124.18	124.18	124.18	124.18	124.18
GAS CHRg 3.3719 - 6.7438 MMBUT	MMBTU	0.00	248.37	248.37	248.37	248.37	248.37	248.37	248.37
GAS CHRg 6.7438 - 10.1157 MMBUT	MMBTU	0.00	248.37	248.37	248.37	248.37	248.37	248.37	248.37
GAS CHRg10.1157 - 13.4876 MMBUT	MMBTU	0.00	620.91	620.91	620.91	620.91	620.91	620.91	620.91
GAS	PM	0.00	620.91	620.91	620.91	620.91	620.91	620.91	620.91
GAS	PM	0.00	372.55	372.55	372.55	372.55	372.55	372.55	372.55
KEROSENE OIL	LTR	119.00	108.50	130.00	130.00	117.00	120.00	119.50	120.00
FIREWOOD WHOLE	40 KG.	350.00	400.00	400.00	400.00	666.67	550.00	387.50	490.00
CHAIR SHESHAM WOOD WITH ARMS **	EACH	1100.00	1750.00	2450.00	1200.00	1833.33	1800.00	1600.00	1025.00
CHAIR PLASTIC (CHAIRMAN) AVERAGE QUALITY	EACH	650.00	700.00	850.00	800.00	1033.33	1000.00	915.00	650.00
TABLE SHESHAM WOOD (4X2X5") ***	EACH	2800.00	4500.00	7700.00	5000.00	5500.00	5250.00	6000.00	5500.00
SOFASET WOODEN WITH FOAM SEAT **	SET	12000.00	12500.00	14600.00	20000.00	22166.67	19000.00	16500.00	14500.00
COT IRON (WITH NIWAR)AV.QLTY.	EACH	2000.00	2250.00	3000.00	2600.00	2100.00	2100.00	2200.00	1737.50
ALMIRAH (STEEL) 6'X3' 20 GUAGE	EACH	7000.00	12000.00	9600.00	14000.00	9000.00	8500.00	14500.00	8900.00
DINNING TABLE 6 CHAIRS A.QLTY	SET	11000.00	19500.00	16000.00	25000.00	26500.00	23500.00	17000.00	11500.00
SINGLE BED WITHOUT FOAM MED.	EACH	3800.00	8000.00	4800.00	5500.00	6000.00	5250.00	3750.00	3500.00
MATRESS SINGLE(4"THICK)	EACH	6100.00	4500.00	4900.00	6100.00	4733.33	4625.00	4700.00	4200.00
FARSHI DARI 12'X9' AV.QLTY	EACH	800.00	900.00	1300.00	800.00	1366.67	1150.00	1400.00	1400.00
DARI COTTON (6'x2 1/2') AV.QL	EACH	500.00	350.00	575.00	300.00	350.00	375.00	300.00	400.00
CARPET PLAIN AV. QLTY	SQFT.	40.00	32.50	90.00	22.00	38.83	41.50	47.50	44.50

Contd.

7.11 Intercity Consumer Prices October, 2014

Description	Unit	Mithi	Sukkar	Larkana	Dadu	Peshawar	Mardan	Abbotta- bad	Bannu
QUILT (LIHAF) 3 KG. COTTON	EACH	600.00	900.00	780.00	600.00	1075.00	1125.00	850.00	900.00
BLANKET (90" x 54")	EACH	2000.00	3000.00	3000.00	3500.00	2466.67	2500.00	3000.00	2800.00
BEDSHEET SINGLE BED SUP.QLTY	EACH	400.00	425.00	850.00	600.00	816.67	825.00	575.00	425.00
BED SHEET DOUBLE WITH TWO PILLOW COVERS SUP QLTY	SET	600.00	800.00	1200.00	1100.00	1583.33	1650.00	2200.00	1275.00
TOWEL(3'x2') AV. QALTY	EACH	110.00	237.50	235.00	150.00	300.00	225.00	475.00	250.00
CEILING FAN 48" SUPER QLTY **	EACH	2500.00	2850.00	3600.00	2500.00	2925.00	3000.00	2895.00	3500.00
PEDESTAL FAN 22" SUPER QLTY	EACH	4000.00	3850.00	4600.00	3600.00	4700.00	4350.00	4390.00	4200.00
REFG. DAWLENCE 10 CFT. D.DOOR	EACH	27300.00	32500.00	32000.00	28500.00	30000.00	30000.00	30400.00	30000.00
D-FREEZER WAVES 8 CFT.	EACH	29000.00	30000.00	33000.00	25000.00	30000.00	30500.00	28900.00	30500.00
AIRCONDITIONER 1.5 TON PEL	EACH	41800.00	52000.00	47000.00	55000.00	40000.00	41000.00	40000.00	45000.00
SPLIT AIR CONDITIONER 1.5 TON (SPECIFY BRAND NAME)	EACH	46500.00	41000.00	43500.00	43000.00	42500.00	45000.00	44000.00	45000.00
AIRCOOLER SUPER ASIA	EACH	9000.00	12300.00	12000.00	11000.00	14500.00	14500.00	10500.00	10500.00
WASHING MACHINE SINGER	EACH	15600.00	15900.00	14700.00	14700.00	15500.00	15600.00	15600.00	14700.00
SEWING MACHINE(SINGER)	EACH	5860.00	5860.00	5210.00	5200.00	5860.00	5860.00	5860.00	5910.00
GIZER LARGE SIZE 30 GALLON CAPACITY SUP QLTY	EACH	15600.00	16000.00	15500.00	14000.00	20800.00	20450.00	20500.00	15200.00
GAS BURNER DOUBLE SPFY.BRAND	EACH	1500.00	1900.00	1625.00	2000.00	3406.67	2500.00	1725.00	2500.00
ELECT. IRON PHILIPS MDL.1120	EACH	1500.00	1700.00	2100.00	2000.00	2733.33	1600.00	1650.00	1500.00
ELECTRIC JUICER FOR APPLE	EACH	3000.00	2725.00	5000.00	3500.00	4533.33	4500.00	4000.00	4700.00
S.STEEL DEGHCHI MEDIUM SIZE ***	EACH	490.00	600.00	500.00	500.00	743.33	650.00	475.00	530.00
ALUMINIUM COOKING PAN (DEGCHI) MED SIZE	EACH	380.00	450.00	460.00	450.00	675.00	650.00	350.00	565.00
NON STICK COOKING PAN (DEGCHI) SUP. QLTY	EACH	560.00	550.00	495.00	787.50	1016.67	625.00	600.00	562.50
FRYING PAN STEEL AVG. QLTY MED. SIZE	EACH	260.00	300.00	440.00	190.00	416.67	375.00	325.00	460.00
TAWA IORN (MEDIUM SIZE) AVG. QLTY	EACH	250.00	300.00	400.00	190.00	383.33	425.00	350.00	560.00
S.STEEL PLATE A.QLTY.(M.SIZE)	EACH	60.00	70.00	120.00	60.00	71.67	67.50	75.00	65.00
TABLE SPOON S.STEEL SUP.QLTY.	DOZEN	280.00	350.00	355.00	250.00	483.33	425.00	305.00	470.00
WATER SET JUG+6 GLASSES (OMROC)	SET	370.00	550.00	370.00	600.00	458.33	450.00	450.00	450.00
TEA SET PAK. CHINAWARE 21 PCS.	SET	1450.00	1750.00	1000.00	2000.00	2466.67	2200.00	2000.00	1225.00
DINNER SET PLASTIC 72 PIECES SUPERIOR QLTY	SET	2500.00	6250.00	4000.00	6200.00	8666.67	8000.00	5250.00	3625.00
HOTPOT SET PLASTIC 3 PCS.	SET	1000.00	1500.00	1450.00	1200.00	1200.00	1100.00	1500.00	1487.50
BUCKET(BALTI) PLASTIC MED.SIZ	EACH	275.00	400.00	260.00	300.00	350.00	400.00	375.00	405.00
LOTA PLASTIC (MED SIZE) AVERAGE QUALITY	EACH	50.00	70.00	55.00	50.00	53.33	47.50	47.50	31.25
PRESURE COOKER 4 LTR.	EACH	900.00	1500.00	1000.00	1300.00	1300.00	1150.00	900.00	1400.00
WATER COOLER 9/10 LTR.PLASTIC ***	EACH	525.00	600.00	600.00	400.00	516.67	475.00	575.00	450.00
THERMOS STARVAC 1 LTR	EACH	350.00	650.00	460.00	500.00	475.00	425.00	450.00	450.00
BULB PHILIPS 100-WATTS	EACH	30.00	30.00	30.00	35.00	40.00	40.00	30.00	30.00
TUBE LIGHT PHILIPS 40 WATTS	EACH	110.00	97.50	95.00	120.00	100.00	100.00	110.00	95.00
ELECTRIC BLUBS "0" WATTE LOCAL	EACH	20.00	22.00	20.00	20.00	21.67	25.00	20.00	20.00
ELECTRIC BLUB ENERGY SAVER 14 WATTS	EACH	110.00	155.00	175.00	160.00	180.00	180.00	160.00	160.00
WASHING SOAP 250 GMS SPECIFY BRAND NAME	EACH	25.00	30.00	35.00	30.00	40.00	40.00	40.00	37.00
SURF EXCEL 400 GMS POLY BAG	EACH	125.00	125.00	125.00	125.00	125.00	125.00	125.00	125.00
WASHING POWDER 1000 GRM	EACH	175.00	185.00	185.00	185.00	185.00	185.00	185.00	175.00
WASHING POWDER (WHEEL/ BONUS) 100 GRAMS	EACH	85.00	95.00	85.00	90.00	95.00	95.00	95.00	95.00
CLEANSER POWDER VIM 1000 GM	PKT.	66.67	72.22	66.67	66.67	72.22	72.22	72.22	72.22
FINIS 500 ML	BOTTLE	125.00	180.00	165.00	180.00	138.33	125.00	180.00	120.00
PHNYLE TYPHONE/FINIS/CARRANITE 3 LITRES	BOTTLE	110.00	130.00	120.00	140.00	130.00	120.00	125.00	115.00
HARPIC	BOTTLE	125.00	135.00	135.00	125.00	135.00	135.00	125.00	130.00
BOOT POLISH CHERRY/KIWI 50ML	EACH	80.00	100.00	100.00	100.00	90.00	90.00	100.00	100.00
ROBIN BLUE (35 GRAMS)	PKT.	30.00	30.00	30.00	45.00	45.00	45.00	30.00	40.00
TISSU PAPER PERFUMED 100 PCS.	PKT	90.00	100.00	100.00	95.00	110.00	115.00	110.00	80.00
TOILET PAPER ROLL (R.PETEL)	P/ROLL	35.00	35.00	35.00	30.00	38.00	38.00	35.00	35.00
BOOT POLISH LIQUID CHEERY BLOSSOM KIWI 75 ML	BOTTLE	120.00	120.00	120.00	130.00	135.00	135.00	120.00	120.00
MATCH BOX SMALL	EACH	2.00	2.00	2.00	2.00	1.67	1.50	1.00	1.50
DRY CELL 1.5 VOLT(LOCAL)	EACH	20.00	25.00	20.00	25.00	25.00	25.00	20.00	23.50
HAND STITCHING NEEDLE M.SIZE	PACKET	5.00	10.00	9.00	6.00	5.83	6.00	9.00	6.00
SEWING MACHINE NEEDLE (SINGER)	EACH	5.00	8.00	7.00	5.00	5.83	6.00	7.50	5.00
HOUSEHOLD SERVANT FEMALE P/T	P/MNTH	800.00	1500.00	1250.00	1500.00	1516.67	1100.00	2500.00	1500.00
MARRIAGE HALL WITH FURNITURE	P/HEAD	60.00	100.00	150.00	60.00	233.33	250.00	105.00	80.00
SEPTRAN TABLETS	10TAB.	15.00	15.00	15.00	15.00	15.00	15.00	15.00	15.00
BRUFEN TABS 200-MG.	10TAB.	10.00	10.00	10.00	10.00	10.00	10.00	10.00	10.00
PANADOL TAB. EXTRA/PLAIN	10TAB.	10.00	10.00	10.00	10.00	10.00	10.00	10.00	10.00

Contd.

7.11 Intercity Consumer Prices October, 2014

Description	Unit	Mithi	Sukkar	Larkana	Dadu	Peshawar	Mardan	Abbotta- bad	Bannu
DISPRIN TAB.	10TAB.	10.00	10.00	10.00	10.00	10.00	10.00	10.00	10.00
TRISIL TAB.	10 TAB	10.00	10.00	10.00	10.00	10.00	10.00	10.00	10.00
FLAGYL TAB. 200 MG.	10TAB.	10.00	10.00	10.00	10.00	10.00	10.00	10.00	10.00
VENTOLIN TAB. 2MG.	10TAB.	9.00	9.00	9.00	9.00	9.00	9.00	9.00	9.00
DAONIL TAB. 5 MG.	10TAB.	17.00	17.00	17.00	17.00	17.00	17.00	17.00	17.00
ENTOX TAB.	10TAB.	10.00	10.00	10.00	10.00	10.00	10.00	10.00	10.00
RENITEC TAB. 5 MG.	10TAB.	59.00	59.00	59.00	59.00	59.00	59.00	59.00	59.00
CAC. 1000 TAB	BOTTLE	122.00	122.00	122.00	122.00	122.00	122.00	122.00	122.00
AMOXIL CAPSOLE 250 MG.S	10CAP.	36.00	36.00	36.00	36.00	36.00	36.00	36.00	36.00
CALCIUM SYRUP SANDOZ	BOTTLE	64.00	64.00	64.00	64.00	64.00	64.00	64.00	64.00
LEDERPLEX SYRUP	BOTTLE	35.00	35.00	35.00	35.00	35.00	35.00	35.00	35.00
SANCOS SYRUP (50 ML.)	BOTTLE	30.00	30.00	30.00	30.00	30.00	30.00	30.00	30.00
PHENERGAN SYRUP 120 ML.	BOTTLE	33.00	33.00	33.00	33.00	33.00	33.00	33.00	33.00
CALPOL SYRUP 60 ML.	BOTTLE	28.00	28.00	28.00	28.00	28.00	28.00	28.00	28.00
HYDRYLLIN SYRUP 120 ML.	BOTTLE	65.00	65.00	65.00	65.00	65.00	65.00	65.00	65.00
POLYFAX EYE OINTMENT	TUBE	21.00	21.00	21.00	21.00	21.00	21.00	21.00	21.00
BETNESOL EYE DROPS	BOTTLE	33.89	33.89	33.89	33.89	33.89	33.89	33.89	33.89
EAR DROPS (CARDISPORINE) ***	BOTTLE	21.00	21.00	21.00	21.00	21.00	21.00	21.00	21.00
BETNOVATE-N OINTMENT 5 GMS	TUBE	16.00	16.00	16.00	16.00	16.00	16.00	16.00	16.00
BURNOL CREAM 30 GRM	TUBE	16.00	16.00	16.00	16.00	16.00	16.00	16.00	16.00
VICKS VAPORUB/BALM	BOTTLE	36.00	36.00	36.00	36.00	36.00	36.00	36.00	36.00
GLYCRINE SMALL BOTTLE	BOTTLE	15.00	15.00	15.00	27.50	20.00	20.00	35.00	25.00
JOUHAR JOSHANDA	PKT.	6.00	6.00	6.00	6.00	8.00	8.00	6.00	6.00
GALXOS-D (450 GRMS)	PKT.	151.88	157.50	157.50	151.88	157.50	157.50	151.88	157.50
GRIPE-WATER WOODWARDS	BOTTLE	50.00	50.00	50.00	50.00	50.00	50.00	50.00	50.00
SANIPLAST ONE PUTTY	EACH	1.00	2.00	2.00	2.00	2.00	2.00	2.00	2.00
O.R.S. (NIMCOL)	PKT.	15.00	15.00	15.00	15.00	15.00	15.00	15.00	15.00
DETTOL (MEDIUM)	BOTTLE	46.80	46.80	46.80	46.80	46.80	46.80	46.80	46.80
COTTON BANDAGE 2" - 4"	EACH	15.00	12.50	15.00	10.00	9.00	9.00	10.50	10.00
THERMOMETER CHINA	EACH	35.00	40.00	35.00	50.00	41.50	42.00	47.50	40.00
DOCTOR (MBBS) CLINIC FEE	P/PAT.	100.00	100.00	300.00	150.00	220.83	225.00	150.00	150.00
URINE TEST (DR) CHARGES	P/TEST	70.00	170.00	100.00	50.00	100.00	100.00	60.00	100.00
BLOOD TEST (CP) CHARGES	P/TEST	200.00	290.00	200.00	200.00	200.00	200.00	100.00	175.00
SUGAR TEST (RANDOM/FASTING BOTH) CHARGES	P/TEST	200.00	200.00	240.00	120.00	200.00	200.00	140.00	90.00
ECG CHARGES	P/TEST	200.00	350.00	200.00	200.00	200.00	200.00	200.00	243.75
X-RAY (CHEST) CHARGES	P/X-RAY	200.00	300.00	350.00	170.00	200.00	180.00	200.00	180.00
CAR SUZUKI 800 CC (W/O. A/C)	EACH	0.00	625000.00	632000.00	0.00	708800.00	708800.00	645000.00	0.00
CAR SUZUKI 1000 CC	EACH	0.00	0.00	0.00	0.00	1083000.00	1085800.00	1105000.00	0.00
CAR TOYOTA 1300 CC	EACH	0.00	0.00	0.00	0.00	1648000.00	1648000.00	1590000.00	0.00
CAR HONDA CIVIC	EACH	0.00	0.00	0.00	0.00	2475000.00	2475000.00	2180000.00	0.00
MOTORCYCLE HONDA CD-70.	EACH	68500.00	70000.00	70000.00	69000.00	69900.00	69900.00	69900.00	69000.00
MOTORCYCLE YAMAHA 100CC.	EACH	0.00	78500.00	79300.00	0.00	80000.00	80000.00	79300.00	84000.00
MOTOR CYCLE HERO 70 CC	EACH	0.00	43000.00	42500.00	0.00	44000.00	43000.00	46000.00	43000.00
BICYCLE WITH TYRES & TUBES	EACH	7900.00	7600.00	7700.00	7000.00	8000.00	7600.00	9500.00	8900.00
TYRE CAR WITH TUBE GENERAL	EACH	3400.00	3200.00	3800.00	4000.00	3623.33	3550.00	3350.00	4800.00
TYRE MOTOR CYCLE WITHOUT TUBE	EACH	1280.00	1200.00	1300.00	1300.00	1296.67	1275.00	1500.00	1325.00
TYRE CYCLE SPECIFY BRAND NAME	EACH	415.00	350.00	370.00	420.00	381.67	370.00	450.00	545.00
TYRE CAR W/O TUBE	EACH	3200.00	2700.00	2700.00	3600.00	3380.00	3250.00	3300.00	4400.00
PETROL SUPER	LITRE	103.62	103.62	103.62	103.62	103.62	103.62	103.62	103.62
HIGH SPEED DIESEL HSD	LITRE	107.39	107.39	107.39	107.39	107.39	107.39	107.39	107.39
CNG	K.G.	0.00	71.50	71.50	71.50	76.35	0.00	0.00	0.00
GAS CYLINDER STAND. SIZE	EACH	1450.00	1870.00	1573.00	1980.00	1870.00	1760.00	1700.00	1720.00
MOTOR CYCLE SERVICE CHARGES	EACH	250.00	250.00	350.00	250.00	293.33	280.00	325.00	325.00
CAR SERVICE CHARGES	EACH	300.00	350.00	500.00	400.00	300.00	300.00	400.00	0.00
TYRE PUNCTURE CHARGES	EACH	50.00	60.00	75.00	80.00	50.00	50.00	75.00	70.00
CYCLE OVERHAULING CHARGES	EACH	200.00	200.00	300.00	200.00	350.00	350.00	275.00	550.00
CAR TAX FOR 800CC TO 1300CC	YEARLY	1750.00	1750.00	1750.00	1750.00	1075.00	1075.00	1075.00	1075.00
TRAIN FARE ECO. 1-100 KM.	P/KM.	0.00	0.71	0.71	0.71	0.71	0.00	0.71	0.71
TRAIN FARE ECO. 101-500 KM.	P/KM.	0.00	1.02	1.02	1.02	1.02	0.00	1.02	1.02
TRAIN FARE ECO. > 500 KM.	P/KM.	0.00	0.93	0.93	0.93	0.93	0.00	0.93	0.93

Contd.

7.11 Intercity Consumer Prices October, 2014

Description	Unit	Mithi	Sukkar	Larkana	Dadu	Peshawar	Mardan	Abbotta- bad	Bannu
TRAIN FARE IST SLP. 1-100KM	P/KM.	0.00	2.18	2.18	2.18	2.18	0.00	2.18	2.18
TRAIN FARE IST SLP.101-500 KM	P/KM.	0.00	2.69	2.69	2.69	2.69	0.00	2.69	2.69
TRAIN FARE IST SLP. > 500 KM	P/KM.	0.00	2.07	2.07	2.07	2.07	0.00	2.07	2.07
TRAIN FARE A/C SLP. 1-100KM.	P/KM	0.00	5.99	5.99	5.99	5.99	0.00	5.99	5.99
TRAIN FARE A/C SLP.101-500KM	P/KM.	0.00	4.77	4.77	4.77	4.77	0.00	4.77	4.77
TRAIN FARE A/C SLP > 500KM.	P/KM	0.00	4.32	4.32	4.32	4.32	0.00	4.32	4.32
PLATEFORM TICKET	EACH	0.00	10.00	10.00	10.00	10.00	0.00	10.00	10.00
AUTO RICKSHAW FARES	KM/MIN	90.00	80.00	50.00	40.00	51.67	60.00	50.00	45.00
FULL TONGA CHARGES	KM/MIN	0.00	80.00	65.00	0.00	60.00	60.00	60.00	40.00
TAXI 4 SEATER FARE	KM/MIN	90.00	80.00	60.00	60.00	100.00	100.00	65.00	50.00
BUS FARE MIN (WITHIN CITY)	TICKET	0.00	0.00	0.00	0.00	12.00	12.00	10.00	12.00
BUS FARE MAX (WITHIN CIT	TICKET	0.00	0.00	0.00	0.00	20.00	19.00	10.00	25.00
BUS FARE OUTSIDE CITY	P/KM.	0.95	0.95	0.95	0.95	0.93	0.93	0.93	0.93
A/C BUS FARE OUTSIDE CITY	P/KM.	1.70	1.60	1.60	1.50	1.28	1.28	1.60	1.45
MINIBUS FARE MIN.WITH IN CITY	TICKET	0.00	0.00	0.00	0.00	12.00	0.00	0.00	0.00
MINIBUS FARE MAX.WITH IN CITY	TICKET	0.00	0.00	0.00	0.00	20.00	0.00	0.00	0.00
SUZUKI FARE MIN.WITH IN CITY	TICKET	0.00	7.00	10.00	0.00	10.00	10.00	10.00	0.00
SUZUKI FARE MAXIMUM W.IN CITY	TICKET	0.00	15.00	10.00	0.00	20.00	15.00	13.00	0.00
AIR FARE ECONOMY CLASS.	P/KM.	0.00	18.20	18.20	0.00	18.20	0.00	0.00	0.00
POSTAL ENVELOPE DOMESTIC	EACH	8.00	8.00	8.00	8.00	8.00	8.00	8.00	8.00
ENVELOPE FOR SAUDI ARABIA	EACH	50.00	50.00	50.00	45.00	50.00	50.00	50.00	50.00
POSTAL REGISTRATION CHARGES	EACH	28.00	28.00	28.00	28.00	28.00	28.00	28.00	28.00
U.M.S. REG CHARGES MIN.	EACH	58.00	59.00	58.00	58.00	58.00	58.00	58.00	58.00
T.C.S. CH. MIN.WITH IN ZONE	EACH	110.00	110.00	110.00	110.00	110.00	110.00	110.00	110.00
TELEPHONE CHARGES LOCAL CALL	P/CALL	3.94	3.94	3.94	3.94	3.94	3.94	3.94	3.94
TEL CHARGES OUT SIDE CITY	P/CALL	3.94	3.94	3.94	3.94	3.94	3.94	3.94	3.94
INTERNET CHARGES	P/HOUR	20.00	20.00	15.00	30.00	30.00	30.00	30.00	25.00
MOBILE CELL CHARGES	P/UNIT	3.00	3.00	3.50	3.06	2.88	2.88	4.00	2.88
FAX CHARGES (LOCAL)	P/PAGE	20.00	15.00	15.00	20.00	20.00	20.00	17.50	15.00
TELEPHONE SET AV. QLTY	EACH	650.00	575.00	875.00	550.00	1200.00	1250.00	1400.00	1012.50
MOBILE SET NOKIA/SONY/ERICSON/SAMSUNG WITHOUT CAMERA	EACH	2300.00	2700.00	3200.00	2400.00	2700.00	2650.00	3550.00	2500.00
T.V. 20" COLORED WEGA H-A21.	EACH	18000.00	17500.00	20500.00	17000.00	18600.00	19000.00	20000.00	22000.00
T.V 20" COLOR CHINA/KORIA)	EACH	10000.00	12000.00	9000.00	11000.00	8083.33	9000.00	10500.00	9000.00
V.C.P. PANASONIC/LG/NAT	EACH	6000.00	5600.00	4800.00	4500.00	3916.67	0.00	6500.00	6500.00
DVD/VCD PLAYER PANASONIC/LG	EACH	3000.00	4500.00	3000.00	2750.00	3066.67	4000.00	4600.00	2500.00
RADIO WITH C.PLAYER NATIONAL	EACH	1500.00	2000.00	2900.00	2000.00	2616.67	2600.00	2800.00	2175.00
PERSONNEL COMPUTER (BRANDED)	EACH	46000.00	45000.00	45000.00	27000.00	50000.00	48800.00	35000.00	52000.00
VID. CASSETTE BLK. TDK/SONY	EACH	120.00	140.00	170.00	160.00	100.00	100.00	150.00	110.00
COM. C.D. (TDK/IMATION)	EACH	55.00	50.00	50.00	40.00	40.00	40.00	50.00	65.00
TAPE RECORDER CASSETTE BLANK	EACH	55.00	50.00	50.00	50.00	33.33	30.00	60.00	25.00
VIDEO GAME SEGA 16 BYTE	EACH	0.00	1200.00	1500.00	1150.00	1250.00	1250.00	1800.00	1450.00
CINEMA A/C. HIGH CLASS	TICKET	0.00	0.00	0.00	0.00	40.00	30.00	0.00	0.00
CINEMA NON-A/C HIGH CLASS	TICKET	0.00	0.00	60.00	20.00	40.00	30.00	30.00	40.00
CABLE CHARGES	P/ MONT	200.00	300.00	375.00	300.00	200.00	300.00	250.00	300.00
TV.LICENCE FEE DOMESTIC	YEARLY	420.00	420.00	420.00	420.00	420.00	420.00	420.00	420.00
ENGLISH BOOK CLASS V1	EACH	35.10	35.10	35.10	35.10	78.00	78.00	78.00	78.00
ENGLISH BOOK CLASS IX OR X	EACH	40.30	40.30	40.30	40.30	76.00	76.00	76.00	76.00
ENG. BOOK IST.YR COMPLETE SET	EACH	118.15	118.15	118.15	118.15	80.00	80.00	80.00	80.00
ENGLISH BOOK BA/B.SC	EACH	150.00	150.00	150.00	150.00	120.00	120.00	120.00	120.00
URDU BOOK CLASS V (T.B.BORD)	EACH	54.10	54.10	54.10	54.10	76.00	76.00	76.00	76.00
URDU BOOK CLASS IX/X(T.B.B)	EACH	50.55	50.55	50.55	50.55	65.50	65.50	65.50	65.50
URDU BOOK IST.YEAR/INTER	EACH	43.30	43.30	43.30	43.30	76.00	76.00	76.00	76.00
URDU BOOK BA/B.SC	EACH	120.00	120.00	120.00	120.00	170.00	160.00	160.00	160.00
MATHS BOOK CALSS V (T.B.B)	EACH	50.90	50.90	50.90	50.90	77.00	77.00	77.00	77.00
MATHS BOOK CLASS IX OR X	EACH	187.20	187.20	187.20	187.20	133.00	133.00	133.00	133.00
MATHS BOOK IST.YEAR (T.B.B)	EACH	112.45	112.45	112.45	112.45	160.00	160.00	160.00	160.00
PAKISTAN STUDIES BOOK BA/B.SC	EACH	125.00	125.00	125.00	125.00	120.00	120.00	120.00	120.00
DAILY "DAWN"	P/COPY	19.00	19.00	19.00	19.00	19.00	19.00	19.00	19.00
DAILY "JANG"	P/COPY	12.00	12.00	12.00	12.00	12.00	12.00	12.00	12.00
DAILY "NAWA-E-WAQT"	P/COPY	12.00	12.00	12.00	12.00	12.00	12.00	12.00	12.00

Contd.

7.11 Intercity Consumer Prices October, 2014

Description	Unit	Mithi	Sukkar	Larkana	Dadu	Peshawar	Mardan	Abbotta- bad	Bannu
WEEKLY "AKHBAR-E-JAHAN"	P/COPY	55.00	55.00	55.00	55.00	55.00	55.00	55.00	55.00
WEEKLY "MAG"	P/COPY	45.00	45.00	45.00	45.00	45.00	45.00	45.00	45.00
MONTHLY "NAUNEHAL DIGEST"	P/COPY	35.00	35.00	35.00	35.00	35.00	35.00	35.00	35.00
PAPER FOOLSCAPE (27"x17")	QUIRE	25.00	45.00	50.00	35.00	20.00	20.00	37.50	32.50
EXERCISE.BOOK LINED 80/100 PGS	EACH	15.00	40.00	20.00	20.00	65.00	65.00	60.00	55.00
PENCILGOLDFISH/DEER	EACH	5.00	6.00	6.00	5.00	5.00	5.00	5.50	5.00
PEN INK DOLLOR 57 ML BOTTLE	EACH	25.00	25.00	25.00	20.00	20.00	20.00	20.00	20.00
PHOTOSTATE PAPER 70 GM	PRT	325.00	400.00	340.00	340.00	313.33	330.00	320.00	282.50
BALL PEN (local)	EACH	5.00	7.00	5.50	6.00	5.50	6.00	7.00	5.00
FOUNTAIN PEN HERO/WINGS/CHINA	EACH	25.00	40.00	42.50	30.00	41.67	50.00	55.00	35.00
PRIVATE SCHOOL FEE ENGLISH MED. AVG. STAND. (CLASS I)	P/ MONTH	350.00	700.00	775.00	1665.00	1916.67	1800.00	1587.50	550.00
PRIVATE SCHOOL FEE ENGLISH MED. AVG. STAND. (CLASS V)	P/ MONTH	450.00	900.00	775.00	1665.00	2016.67	2000.00	1797.50	650.00
PRIVATE SCHOOL FEE ENGLISH MED. AVG. STAND. (CLASS VI)	P/ MONTH	500.00	900.00	775.00	1965.00	2033.33	2150.00	1847.50	750.00
PRIVATE SCHOOL FEE ENGLISH MED. AVG. STAND. (CLASS X)	P/ MONTH	500.00	1100.00	775.00	2100.00	2125.00	2600.00	2287.50	850.00
PRIVATE MEDICLE COLLEGE FEE MBBS (1ST YEAR)	P/ MONTH	0.00	0.00	0.00	0.00	50000.00	0.00	50000.00	0.00
PRIVATE ENGINEERING COLLEGE FEE (ISTR YEAR)	P/ MONTH	0.00	0.00	0.00	0.00	15000.00	15000.00	0.00	0.00
GOVT. COLLEGE FEE IST. YEAR	MONTH	35.00	35.00	35.00	35.00	42.09	42.09	42.09	42.09
GOVT. COLLEGE FEE 4TH. YEAR	MONTH	70.00	67.50	75.00	75.00	54.90	54.79	50.00	50.00
GOVT. UNIVERSITY FEE MSC.	MONTH	354.17	0.00	0.00	354.17	1487.93	1487.93	539.58	620.00
GOVT. MED. COLLEGE FEE MBBS	MONTH	2000.00	2000.00	4200.00	2000.00	641.67	641.66	641.66	642.00
GOVT. ENGG. COLL. FEE I YEAR	MONTH	0.00	0.00	1500.00	0.00	595.83	595.83	0.00	404.17
COACHING FEE FOR CLASS IX/X	P/ MONTH	600.00	1000.00	600.00	500.00	2500.00	2500.00	1200.00	700.00
COACHING CHARGES FOR CLASS IST YEAR/INTER (SCIENCE)	P/ MONTH	700.00	2000.00	700.00	500.00	3000.00	3000.00	1500.00	700.00
COACHING CHARGES FOR CLASS IST YEAR/INTER (COMMERCE)	P/ MONTH	600.00	1080.00	600.00	500.00	3000.00	3000.00	1000.00	750.00
I.T. TUITION FEES	P/ MONTH	0.00	1500.00	1500.00	600.00	5277.83	5000.00	4166.00	2500.00
MBA TUITION FEES	P/ MONTH	0.00	6300.00	2500.00	0.00	6369.50	6000.00	3000.00	3000.00
BREAD TANDOORI ST. SIZE	EACH	7.00	8.00	6.00	6.00	10.00	10.00	10.00	10.00
COOKED MUTTON (AV. HOTEL)	PLATE	100.00	115.00	100.00	70.00	150.00	120.00	150.00	140.00
COOKED BEEF (AV. HOTEL)	PLATE	50.00	100.00	70.00	50.00	120.00	100.00	90.00	90.00
COOKED DAL (AV. HOTEL)	PLATE	50.00	50.00	60.00	40.00	60.00	60.00	57.50	47.50
CHICKEN BIRYANI FULL/DOUBLE	PLATE	90.00	150.00	190.00	120.00	133.33	120.00	140.00	120.00
TEA PREPARED (ORDINARY)	CUP	25.00	20.00	22.50	20.00	15.00	20.00	17.50	15.00
HAIRCUT CHARGES FOR MEN	P/CUT	50.00	60.00	95.00	50.00	141.67	120.00	85.00	60.00
BEAUTY PORL HAIR STYL CHARGE	P/STY.	100.00	175.00	325.00	250.00	250.00	225.00	375.00	155.00
SHAVING CHARGES	PER SHV	20.00	35.00	50.00	30.00	76.67	60.00	25.00	37.50
LIPSTICK S.MISS/MEDORA	EACH	110.00	100.00	105.00	90.00	110.00	120.00	100.00	95.00
NAIL POLISH S.MISS/MEDORA	EACH	80.00	85.00	60.00	50.00	100.00	100.00	105.00	90.00
PERFUME MED.SIZE MEDORA/BROACH	EACH	210.00	120.00	180.00	185.00	186.67	190.00	110.00	120.00
HAIR-OIL AMLA/CHAMBELI	BOTTLE	110.00	120.00	110.00	110.00	115.00	115.00	120.00	100.00
TOILET SOAP LUX 95 GRAMS	EACH	40.38	40.38	40.38	40.38	40.38	40.38	40.38	40.38
TOILET SOAP LIFEBOUY 140 GRM	EACH	36.00	36.00	36.00	36.00	36.00	36.00	36.00	36.00
TOILET SOAP SAFEGUARD BATH SIZE	EACH	48.00	48.00	48.00	48.00	48.00	48.00	48.00	48.00
TOOTHPASTE MACKLINES 70 GRM	EACH	50.00	50.00	50.00	50.00	50.00	50.00	50.00	50.00
TOOTHPAST MED SIZE CLGATE 70 GMS	EACH	60.67	60.67	60.67	60.67	60.67	60.67	60.67	60.67
TOOTHBRUSH SHEILD A/PLAUQUE	EACH	40.00	40.00	40.00	35.00	45.00	45.00	42.50	32.50
TOOTHPOWDER DENTONIC 90 GRM	EACH	25.00	28.00	25.00	25.00	25.00	25.00	25.00	25.00
HAIR-COLOUR BEGIN (6 GMS)	EACH	96.00	100.00	95.00	90.00	95.00	95.00	90.00	95.00
HAIR COLOUR (KALAKOLA)	BOTTLE	120.00	130.00	120.00	120.00	130.00	120.00	120.00	120.00
FACECREAM PONDS (MEDIUM)	EACH	110.00	120.00	105.00	110.00	110.00	110.00	110.00	120.00
TALC POWDER VICE ROAY,B.CAT	EACH	135.00	130.00	150.00	140.00	120.00	145.00	120.00	120.00
BLADE TREET ORDINARY 10'S	PKT.	30.00	45.00	45.00	35.00	30.83	35.00	30.00	30.00
BLADE 7-O-CLOCK STAIN. 5'S	PKT.	32.00	30.00	35.00	35.00	35.00	30.00	30.00	30.00
SHAMPOO SUNSILK/PAINTIN 100 ML	BOTTLE	110.00	95.00	110.00	110.00	100.00	100.00	100.00	100.00
BEAUTY CREAM (FAIR & LOVELY)	EACH	155.00	155.00	155.00	155.00	85.00	85.00	155.00	85.00
HAIR REMOVING CREAM (EU-CREAM)	TUBE	60.00	65.00	60.00	60.00	60.00	55.00	60.00	55.00
GEL MEDIUM SIZE	BOTTLE	75.00	70.00	70.00	120.00	120.00	120.00	120.00	65.00
DISPOSABLE RAZOR GILLET-II	EACH	35.00	40.00	37.50	35.00	45.00	45.00	35.00	35.00
SHAVING CREAM TOUCH-ME/ADM.	EACH	60.00	55.00	60.00	55.00	60.00	60.00	60.00	55.00
GOLD TEZABI 24 CT	10 GM.	41148.00	39416.66	41148.00	40858.00	43440.00	41990.00	41323.00	40900.00
SILVER TEZABI 24 CT	10 GM.	625.00	616.66	668.00	630.00	712.00	712.00	645.33	730.00
ARTIFICIAL JEWELLARY SET	SET	500.00	600.00	900.00	250.00	950.00	850.00	725.00	650.00
WRIST WATCH GENTS CITIZEN (ORIGINAL) ***	EACH	2600.00	2600.00	3000.00	2500.00	4000.00	4000.00	2000.00	2500.00
WRIST WATCH LADIES CITIZEN (ORIGINAL) ***	EACH	2600.00	2500.00	2500.00	2500.00	4000.00	4000.00	1800.00	2500.00
WALL CLOCK QUARTZ AV.QLTY	EACH	300.00	475.00	450.00	200.00	1350.00	1350.00	525.00	425.00
SUITCASE REXIN (24"x16"x6")	EACH	850.00	1350.00	1050.00	900.00	775.00	900.00	1000.00	675.00
TRUNK MEDIUM SIZE ***	EACH	950.00	2000.00	1000.00	1150.00	4250.00	3800.00	1150.00	1625.00
PURSE LADIES (LEATHER) AVERAGE QUALITY	EACH	450.00	600.00	925.00	300.00	1266.67	975.00	700.00	650.00

7.11 Intercity Consumer Prices October, 2014

Description	Unit	D.I. Khan	Mingora	Quetta	Turbat	Gawadar	Loralai	Khuzdar	D.M. Jamali
WHEAT	10 KG.	340.00	345.00	385.00	470.00	465.00	380.00	450.00	315.00
WHEAT FLOUR FINE/SUPERIOR.	KG.	41.00	50.00	43.00	56.00	56.00	40.00	50.00	43.00
WHEAT FLOUR AVG. QLTY	KG.	37.00	45.00	41.00	50.00	50.00	39.00	48.00	40.00
WHEAT FLOUR BAG	10 KG.	410.00	395.00	410.00	490.00	515.00	390.00	480.00	425.00
MAIDA	KG.	50.00	55.00	60.00	75.00	80.00	60.00	52.00	50.00
SUJI	KG.	50.00	57.50	60.00	80.00	80.00	60.00	70.00	52.50
BESAN AV. QLTY.	KG.	80.00	80.00	90.00	110.00	120.00	100.00	110.00	90.00
RICE BASMATI SUP. QLTY.	KG.	130.00	127.50	160.00	159.00	160.00	145.00	110.00	125.00
RICE BASMATI 385/386	KG.	107.50	77.50	95.00	90.00	105.00	120.00	75.00	100.00
RICE BASMATI BROKEN AV.QLTY	KG.	65.00	60.00	90.00	67.50	70.00	100.00	60.00	55.00
RICE IRRI-6 (SINDH/PUNJAB)	KG.	65.00	50.00	50.00	55.00	56.00	50.00	50.00	42.50
VERMICELLI	KG.	70.00	80.00	75.00	80.00	70.00	70.00	70.00	70.00
BREAD PLAIN MEDIUM SIZE	EACH	30.00	35.00	40.00	30.00	30.00	35.00	40.00	30.00
RUSK (PAPAY)	KG.	140.00	300.00	135.00	160.00	160.00	160.00	150.00	120.00
BISCUITS-PACKED	PKT	35.00	35.00	35.00	35.00	35.00	35.00	35.00	35.00
BISCUIT-BAKERY (LOOSE)	250 GM	55.00	65.00	55.00	56.00	60.00	55.00	80.00	70.00
CORNFLAKS FAUJI 225 GM.	PKT	165.00	170.00	162.00	153.00	154.00	162.00	153.00	162.00
SAMOSA (VEGATABLE)	EACH	10.00	10.00	12.00	7.00	6.00	15.00	6.00	10.00
PASTRY AV.QLTY.	EACH	25.00	20.00	22.50	20.00	20.00	22.50	15.00	20.00
PATTIES (VEGATABLES)	EACH	20.00	15.00	25.00	20.00	20.00	20.00	15.00	17.00
NIMCO	250 GM	50.00	50.00	45.00	70.00	65.00	75.00	80.00	65.00
CHIPS	250 GM	55.00	60.00	50.00	65.00	80.00	60.00	80.00	65.00
BEEF WITH BONE AV.QLTY.	KG	270.00	265.00	400.00	350.00	360.00	300.00	320.00	260.00
MUTTON AV.QLTY.	KG	550.00	400.00	600.00	650.00	600.00	560.00	520.00	540.00
CHICKEN FARM BROILER (LIVE)	KG	113.00	159.00	145.00	270.00	280.00	200.00	220.00	160.00
FISH-RAHU MEDIUM SIZE	KG	250.00	250.00	320.00	360.00	350.00	260.00	250.00	275.00
MILK FRESH (UNBOILED)	LTR.	60.00	80.00	85.00	110.00	110.00	85.00	80.00	80.00
CURD	KG.	80.00	90.00	100.00	120.00	120.00	90.00	90.00	120.00
MILK TETRA PACK 1/2 LTR.	PKT.	60.00	55.00	60.00	60.00	60.00	60.00	50.00	50.00
LACTOGEN 400 GRAMS	PKT.	425.00	425.00	425.00	425.00	425.00	425.00	395.00	425.00
POWDER MILK NIDO 400GM.	PKT	350.00	350.00	350.00	350.00	350.00	350.00	350.00	345.00
MILK POWDER LOOSE/PACKED	KG.	430.00	625.00	400.00	500.00	490.00	480.00	675.00	475.00
BUTTER LOCAL PACKED	50 GM.	35.00	25.00	24.00	30.00	30.00	25.00	30.00	30.00
EGGS FARM	DOZ	100.00	110.00	115.00	140.00	145.00	130.00	95.00	115.00
MUSTARD OIL AV.QLTY.	KG.	160.00	220.00	190.00	200.00	215.00	200.00	190.00	190.00
COOKING OIL (DALDA)	2.5LTR	540.00	531.25	540.00	520.00	550.00	520.00	550.00	530.00
COOKING OIL (PAKWAN) OTHER BRAND SPECIFY	2.5 LTR	530.00	440.00	515.00	520.00	540.00	500.00	550.00	460.00
VEGETABLE GHEE TIN	2.5KG.	500.00	505.00	510.00	540.00	530.00	510.00	550.00	500.00
VEGETABLE GHEE (LOOSE)	KG.	160.00	140.00	190.00	185.00	182.00	176.25	170.00	170.00
DATES AV.QLTY.	KG.	190.00	185.00	135.00	65.00	90.00	205.00	95.00	200.00
PISTACHIO AV.QLTY.	50 GM.	60.00	110.00	60.00	60.00	65.00	60.00	130.00	55.00
ALMONDS WHOLE AV.QLTY.	KG.	400.00	660.00	445.00	480.00	450.00	400.00	800.00	725.00
COCONUT DRY AV.QLTY.	KG.	300.00	270.00	240.00	200.00	200.00	200.00	400.00	350.00
RAISINS AV.QLTY.	50 GM.	14.50	25.00	22.50	20.00	20.00	20.00	50.00	27.50
GROUNDNUTS (WITH SHELL)	KG.	130.00	132.50	140.00	145.00	145.00	180.00	180.00	240.00
MALTA/MOSAMBI	DOZ	135.00	135.00	150.00	150.00	150.00	150.00	150.00	150.00
KINNU	DOZ	0.00	0.00	0.00	0.00	0.00	0.00	0.00	0.00
APPLE	KG	110.00	87.50	90.00	130.00	150.00	65.00	70.00	70.00
ALOO BUKHARA	KG	0.00	0.00	0.00	0.00	0.00	0.00	0.00	0.00
POMEGRANATE (ANNAR)	KG	140.00	0.00	140.00	150.00	165.00	160.00	100.00	155.00
GRAPES	KG	135.00	102.50	120.00	155.00	170.00	140.00	120.00	190.00
BANANAS	DOZ	55.00	75.00	60.00	70.00	75.00	70.00	100.00	60.00
MANGO KALMI	KG	0.00	0.00	0.00	0.00	0.00	0.00	0.00	0.00
GUAVA	KG	70.00	120.00	60.00	80.00	80.00	50.00	55.00	80.00
WATERMELON (TURBOOZ)	KG	0.00	0.00	0.00	0.00	0.00	0.00	0.00	0.00
MUSKMELON (KHARBOOZA)	KG	0.00	0.00	0.00	0.00	0.00	0.00	0.00	0.00

Contd.

7.11 Intercity Consumer Prices October, 2014

Description	Unit	D.I. Khan	Mingora	Quetta	Turbat	Gawadar	Loralai	Khuzdar	D.M. Jamali
SWEETMELON (GARMA)	KG	60.00	75.00	50.00	55.00	80.00	50.00	60.00	25.00
PULSE MASOOR (WHOLE)	KG.	110.00	110.00	140.00	120.00	120.00	120.00	100.00	140.00
PULSE MASOOR (WASHED)	KG.	120.00	120.00	135.00	127.50	125.00	125.00	110.00	155.00
PULSE MOONG (WASHED)	KG.	140.00	120.00	155.00	135.00	135.00	140.00	140.00	162.50
PULSE MASH (WASHED)	KG.	140.00	150.00	170.00	150.00	152.50	160.00	135.00	145.00
PULSE GRAM	KG.	70.00	70.00	100.00	100.00	100.00	121.25	85.00	80.00
GRAM WHOLE BLACK AV.QLTY.	KG.	46.00	60.00	100.00	120.00	120.00	120.00	150.00	110.00
GRAM WHOLE YELLOW AV.QLTY	KG.	110.00	105.00	145.00	160.00	160.00	120.00	180.00	160.00
BEANS (LAL LOBIA)	KG.	140.00	130.00	125.00	90.00	90.00	140.00	140.00	125.00
POTATOES	KG	55.00	70.00	50.00	75.00	100.00	80.00	55.00	60.00
ONION	KG	40.00	40.00	30.00	55.00	60.00	40.00	30.00	30.00
TURNIP	KG	30.00	40.00	25.00	45.00	60.00	65.00	25.00	35.00
RADISH	KG	45.00	27.50	27.50	35.00	35.00	40.00	30.00	45.00
TOMATOES	KG	50.00	40.00	60.00	95.00	120.00	40.00	55.00	35.00
CABBAGE	KG	0.00	0.00	0.00	0.00	0.00	0.00	0.00	0.00
CAULIFLOWER	KG	60.00	40.00	27.50	75.00	80.00	30.00	25.00	40.00
BRINJAL	KG	30.00	28.75	25.00	55.00	60.00	30.00	30.00	20.00
PUMPKIN	KG	0.00	0.00	0.00	0.00	0.00	0.00	0.00	0.00
BOTTLEGOURD	KG	45.00	40.00	47.50	45.00	50.00	20.00	30.00	50.00
LADY FINGER	KG	55.00	50.00	67.50	95.00	105.00	60.00	85.00	55.00
PEAS	KG	0.00	0.00	0.00	0.00	0.00	0.00	0.00	0.00
SPINACH	KG	30.00	37.50	27.50	30.00	30.00	20.00	10.00	30.00
TINDA	KG	40.00	60.00	27.50	70.00	75.00	15.00	40.00	45.00
TURAI	KG	30.00	40.00	57.50	50.00	70.00	60.00	50.00	55.00
KARAILA	KG	50.00	50.00	117.50	100.00	100.00	80.00	50.00	25.00
ARVI	KG	40.00	50.00	77.50	56.00	70.00	80.00	60.00	75.00
CHILLIES GREEN	KG	50.00	80.00	97.50	100.00	120.00	30.00	65.00	45.00
CARROT	KG	0.00	0.00	0.00	0.00	0.00	0.00	0.00	0.00
COCUMBER (KHEERA)	KG	30.00	50.00	47.50	75.00	85.00	60.00	45.00	45.00
LEMON	250GM	20.00	40.00	47.50	70.00	60.00	50.00	80.00	40.00
SUGAR REFINED	KG.	60.00	64.00	59.00	70.00	70.00	60.00	58.00	60.00
GUR AV.QLTY	KG.	90.00	87.50	85.00	95.00	90.00	80.00	80.00	70.00
HONEY LANGANESE 500 GM.	BOTTLE	860.00	500.00	740.00	650.00	700.00	610.00	500.00	800.00
MILO 200 GM.	BOTTLE	220.00	200.00	185.00	150.00	150.00	200.00	200.00	220.00
CUSTARD POWDER RAFHAN 300 GM.	PKT	75.00	75.00	70.00	80.00	80.00	80.00	70.00	75.00
TOFFEE (HILAL)	EACH	1.00	1.00	1.00	2.00	2.50	1.00	1.00	2.00
CHOWKELATE CANDY (SMALL SIZE)	EACH	5.00	5.00	5.00	5.00	5.00	5.00	5.00	5.00
SWEETMEAT (MIXED)	KG	242.50	250.00	250.00	350.00	350.00	250.00	300.00	285.00
ICE CREAM WALLS	CUP.	40.00	40.00	40.00	40.00	40.00	40.00	40.00	40.00
ICE	KG	9.00	15.00	15.00	10.00	15.00	12.00	20.00	12.50
JAM AHMED/MITCHELLES	BOTTLE	130.00	120.00	135.00	115.00	115.00	140.00	120.00	125.00
SQUASH-MITCHELLES	BOTTLE	150.00	150.00	135.00	142.50	150.00	150.00	160.00	150.00
ROOH AFZA	BOTTLE	130.00	145.00	145.00	150.00	155.00	140.00	145.00	150.00
JAM-E-SHIREEN	BOTTLE	145.00	145.00	145.00	150.00	150.00	145.00	150.00	150.00
SAUNF	50 GM	12.00	10.00	13.50	14.50	14.00	15.00	30.00	15.00
CINAMON LOOSE AV. QLTY	50 GM.	20.00	20.00	22.50	30.00	40.00	25.00	30.00	22.50
CUMINSEED WHITE NATIONAL	50 GM.	52.00	50.00	50.00	50.00	50.00	50.00	50.00	54.00
PEPPER BLACK NATIONAL	50 GM.	96.00	96.00	96.00	75.00	80.00	96.00	80.00	96.00
CLOVES LOOSE AV.QLTY	50 GM.	60.00	85.00	86.00	50.00	50.00	100.00	80.00	120.00
CARDAMOM LARGE LOOSE AV.QLTY	50 GM.	90.00	85.00	145.00	60.00	70.00	150.00	160.00	105.00
CARDAMOM SMALL AV.QLTY	50 GM.	75.00	85.00	180.00	150.00	150.00	150.00	180.00	95.00
SALT-POWDERED (LAHORI) LOOSE	KG.	5.00	15.00	10.00	10.00	10.00	12.00	10.00	10.00
SALT POWDERED (NATIONAL/SHAN)	PKT	25.00	20.00	25.00	20.00	20.00	25.00	25.00	25.00
CHILLIES POWD.NATIONAL 200GM	PKT	105.00	105.00	105.00	105.00	105.00	105.00	105.00	105.00
CHILLIES POWDER LOOS	KG.	220.00	220.00	290.00	350.00	375.00	300.00	200.00	255.00
CORRIANDER SEED POWD.NATIONAL	PKT	88.00	77.00	80.00	80.00	80.00	78.00	78.00	87.00
CORRIANDER SEED (LOOSE)	KG.	200.00	230.00	230.00	150.00	290.00	240.00	300.00	245.00

Contd.

7.11 Intercity Consumer Prices October, 2014

Description	Unit	D.I. Khan	Mingora	Quetta	Turbat	Gawadar	Loralai	Khuzdar	D.M. Jamali
TURMERIC POWD.NATIONAL 50GM	PKT.	35.00	35.00	35.00	35.00	35.00	35.00	35.00	35.00
CURRY POWD. NATIONAL 200 GM	PKT.	86.00	86.00	87.00	86.00	86.00	86.00	86.00	86.00
TOMATO KETCHUP AHMED/MITCHL	BOTTLE	100.00	105.00	80.00	80.00	77.50	90.00	90.00	95.00
PICKLES AHMED/MITCHELLES	BOTTLE	95.00	102.50	90.00	100.00	100.00	100.00	110.00	92.50
VINEGAR SYNTHETIC (SIRKA)	BOTTLE	47.50	85.00	75.00	50.00	60.00	80.00	50.00	75.00
GARLIC	KG	130.00	120.00	120.00	175.00	175.00	90.00	160.00	120.00
GINGER	KG	120.00	350.00	120.00	190.00	200.00	200.00	180.00	200.00
TAPAL DANEDAR TEA 200GM PACKET	PKT	126.32	126.32	113.68	126.32	126.32	126.32	126.32	126.32
TEA LIPTON YELLOW LABEL 200GM.	PKT.	128.42	128.42	124.21	147.37	147.37	147.37	124.21	124.21
TEA LOOSE KENYA AV.QLTY 250GM.	PKT.	115.00	127.50	112.50	160.00	170.00	120.00	140.00	160.00
COFFEE-NESCAFE 75 GM. **	BOTTLE	320.00	330.00	300.00	290.00	300.00	300.00	270.00	275.00
COLD DRINK (STANDARD SIZ)	BOTTLE	25.00	25.00	25.00	30.00	30.00	25.00	25.00	25.00
FRUIT JUICE TETRA PACK	PKT.	20.00	27.50	15.00	20.00	20.00	16.50	20.00	15.00
MINERAL WATER NESTLE 1.5 LTR	BOTTLE	42.50	45.00	45.00	45.00	50.00	45.00	45.00	50.00
CIGARETTES K-2 10'S **	PKT	50.00	50.00	50.00	45.00	45.00	45.00	45.00	45.00
CIGARETTES CAPSTAN 10'S **	PKT	50.00	50.00	50.00	62.50	60.00	50.00	50.00	50.00
CIGARETTES GOLD LEAF 20'S	PKT	100.00	100.00	100.00	105.00	105.00	100.00	100.00	102.50
CIGARETTES MORVEN GOLD 20'S	PKT	50.00	50.00	50.00	60.00	60.00	50.00	50.00	50.00
BETEL LEAVES	50GM.	50.00	60.00	40.00	40.00	40.00	35.00	50.00	55.00
BETEL NUTS	KG.	280.00	400.00	235.00	240.00	240.00	240.00	350.00	200.00
LONG CLOTH 57" GUL AHMED/AL-KARAM	METER	220.00	185.00	170.00	180.00	180.00	171.25	190.00	225.00
SHIRTING AV.QLTY.	METER	150.00	175.00	150.00	150.00	150.00	135.00	160.00	155.00
PANT CLOTH W & WEAR AV.QLTY	METER	265.00	650.00	300.00	270.00	300.00	370.00	180.00	200.00
LAWN PRINTED GUL AHMED/AL-KARAM	METER	260.00	181.25	180.00	150.00	150.00	190.00	180.00	205.00
GEORGETTE AV.QLTY	METER	90.00	110.00	105.00	80.00	80.00	145.00	95.00	70.00
LINEN AV.QLTY ***	METER	80.00	145.00	85.00	70.00	75.00	130.00	140.00	100.00
HEAVY WT SUITING LAWERNCPUR AVG QLTY	METER	750.00	1537.50	1100.00	1100.00	1100.00	1000.00	1100.00	900.00
HEAVY WT SUITING LAWERNCPUR SUP QLTY	METER	1200.00	1650.00	1300.00	1300.00	1300.00	1500.00	1300.00	1300.00
TROPICAL SUITING LAW.PUR	METER	750.00	1250.00	950.00	950.00	950.00	1000.00	950.00	950.00
PANT BOY 24"/26" LENGTH.	EACH	450.00	375.00	375.00	300.00	360.00	500.00	800.00	325.00
SHIRT BOY 24"/26" LENGTH	EACH	240.00	325.00	275.00	300.00	330.00	300.00	800.00	325.00
SCHOOL UNI. PANT,SHIRT BOYS	SUIT	475.00	625.00	475.00	750.00	700.00	550.00	800.00	485.00
SCHOOL UNI. KAMEEZ,SHAL.BOYS	SUIT	450.00	490.00	450.00	700.00	680.00	500.00	450.00	350.00
SCHOOL UNI. KAMEEZ,SHAL.GIRL	SUIT	500.00	625.00	475.00	750.00	800.00	495.00	800.00	500.00
FROCK W/WEAR GIRLS	EACH	650.00	550.00	450.00	200.00	245.00	475.00	700.00	350.00
AWAMI-SUIT W & W(BOY) 24"/26	SUIT	600.00	615.00	475.00	900.00	800.00	500.00	500.00	550.00
AWAMI-SUIT W&W (GENTS)AV.QLTY	SUIT	925.00	1225.00	675.00	850.00	850.00	700.00	700.00	1100.00
PULLOVER GENTS OXFORD/BON.	EACH	2400.00	2950.00	3250.00	2000.00	2000.00	2800.00	2000.00	1400.00
PULLOVER LADIES OXFORD/BON.	EACH	2400.00	2850.00	3350.00	2150.00	2175.00	3000.00	2750.00	1450.00
PULLOVER (GENTS) OTHERS A.QTY	EACH	825.00	1850.00	725.00	500.00	500.00	1100.00	675.00	1300.00
SECOND-HAND COAT FOR MEN	EACH	200.00	650.00	300.00	250.00	250.00	343.75	280.00	225.00
SECONDHAND SWEETER FOR MEN DUP QLTY	EACH	150.00	450.00	350.00	200.00	200.00	350.00	220.00	150.00
SECONDHAND WINTER JACKET	EACH	200.00	937.50	325.00	275.00	275.00	275.00	210.00	275.00
UNDERWEAR AV.QLTY MEDIUM SIZE	EACH	70.00	130.00	65.00	90.00	90.00	70.00	165.00	65.00
VEST FOR MEN AV.QLTY.	EACH	70.00	90.00	75.00	115.00	105.00	86.25	145.00	130.00
VEST/SHAMEEZ (WOMEN) AVG. QLTY	EACH	110.00	65.00	105.00	160.00	170.00	105.00	275.00	100.00
SOCKS NYLON (PAKISTANI)	PAIR	50.00	53.75	67.50	120.00	120.00	75.00	70.00	55.00
BRASSIER AV.QLTY.	EACH	85.00	105.00	100.00	120.00	120.00	107.50	200.00	130.00
BRASSIER SUP QLTY	EACH	110.00	147.50	250.00	190.00	200.00	300.00	250.00	212.50
DOPATTA GEORGETTE AV.QLTY.	EACH	250.00	350.00	210.00	280.00	300.00	210.00	250.00	190.00
DOPATTA COTTON AV GLTY	EACH	230.00	255.00	125.00	150.00	215.00	112.50	225.00	140.00
CHADDAR (W/WEAR) (2x2.5 MTR)	EACH	337.50	750.00	230.00	280.00	300.00	290.00	300.00	525.00
LUNGI/DHOTI(COTTON) AVG. QLTY	EACH	230.00	210.00	240.00	235.00	265.00	450.00	275.00	200.00
HANDKERCHIEF AVG. QLTY PAK	EACH	30.00	25.00	30.00	50.00	45.00	32.50	50.00	45.00
HANDKERCHIEF SUP. QLTY PAK	EACH	40.00	35.00	50.00	65.00	65.00	45.00	70.00	65.00
GLOVES AV QLTY	PAIR	60.00	55.00	55.00	85.00	85.00	60.00	200.00	45.00
AZARBAND COTTON AVG. QLTY	EACH	11.00	10.00	12.50	20.00	20.00	13.50	20.00	30.00

Contd.

7.11 Intercity Consumer Prices October, 2014

Description	Unit	D.I. Khan	Mingora	Quetta	Turbat	Gawadar	Loralai	Khuzdar	D.M. Jamali
SEWING THREAD/REEL(ASLI PARI)	EACH	5.00	5.00	4.00	7.00	7.00	7.00	5.50	5.50
WASHING CHARGES PAINT & SHIRT	SUIT	80.00	100.00	65.00	45.00	50.00	75.00	170.00	55.00
DRY CLEANING SUIT COAT PANT	SUIT	180.00	450.00	150.00	200.00	245.00	150.00	175.00	155.00
WASHING CH. (KAMIZ-SHALWAR)	PAIR	35.00	60.00	40.00	45.00	45.00	45.00	55.00	55.00
TAILORING SHIRT	EACH	265.00	450.00	265.00	250.00	250.00	300.00	250.00	250.00
TAILORING CHARGES PANT (MEN)	EACH	550.00	925.00	425.00	375.00	375.00	400.00	375.00	500.00
TAILORING COAT-PANT SUIT	SUIT	2500.00	4400.00	3250.00	3250.00	3250.00	3500.00	3250.00	3500.00
TAILORING AWAMI-SUIT (MALE)	SUIT	425.00	550.00	475.00	500.00	500.00	500.00	400.00	425.00
TAILORING SUIT FEMALE	SUIT	375.00	550.00	475.00	400.00	400.00	500.00	375.00	300.00
GENTS SHOES PAUL BATA	PAIR	1199.00	1199.00	1199.00	1199.00	1199.00	1199.00	1199.00	1199.00
GENTS SANDAL BATA	PAIR	699.00	699.00	699.00	699.00	699.00	699.00	699.00	699.00
GENTS SPOUNG CHAPPAL BATA	PAIR	179.00	179.00	179.00	179.00	179.00	179.00	179.00	179.00
LADIES SANDAL BATA	PAIR	499.00	499.00	499.00	499.00	499.00	499.00	499.00	499.00
LADIES SPOUNG CHAPPAL BATA	PAIR	179.00	179.00	179.00	179.00	179.00	179.00	179.00	179.00
CHILD SHOE POWER LITE BATA	PAIR	599.00	599.00	599.00	599.00	599.00	599.00	599.00	599.00
GENTS SHOE, ART 1109 SERVICE	PAIR	999.00	999.00	999.00	999.00	999.00	999.00	999.00	999.00
NYLON JOGGER 27 SIZE 2-5 ***	PAIR	1299.00	1299.00	1299.00	1299.00	1299.00	1299.00	1299.00	1299.00
CHINA FOOT WEAR AV. QLTY (MALE) *	PAIR	750.00	1350.00	475.00	750.00	700.00	500.00	200.00	550.00
CHINA FOOT WEAR AV. QLTY (FEMALE) *	PAIR	475.00	500.00	300.00	575.00	600.00	350.00	200.00	425.00
CHINA FOOT WEAR AV. QLTY (CHILDREN) *	PAIR	325.00	475.00	285.00	500.00	500.00	300.00	200.00	275.00
SHOE REPAIR HALF SOLE	PAIR	95.00	156.25	90.00	120.00	100.00	55.00	80.00	85.00
SHOES POLISH CHARGES AVERAGE SHOP	PAIR	10.00	20.00	20.00	30.00	30.00	17.50	20.00	12.50
HOUSE RENT (combined)	MONTH	4509.00	3272.00	9621.00	3569.00	5429.00	3645.00	1997.00	3312.00
rent 2	pm	4509.00	3272.00	9621.00	3569.00	5429.00	3645.00	1997.00	3312.00
RENT3	PM	4509.00	3272.00	9621.00	3569.00	5429.00	3645.00	1997.00	3312.00
RENT4	PM	4509.00	3272.00	9621.00	3569.00	5429.00	3645.00	1997.00	3312.00
RENT5	PM	4509.00	3272.00	9621.00	3569.00	5429.00	3645.00	1997.00	3312.00
RENT6	PM	4509.00	3272.00	9621.00	3569.00	5429.00	3645.00	1997.00	3312.00
SYNTHETIC ENEMAL ROBIALAC BALTI 3.64 LTR.	EACH	1872.50	1912.50	1615.00	1600.00	1600.00	1550.00	1900.00	1700.00
SYNTHETIC ENEMAL ICI BALTI 3.64 LTR.	EACH	1915.00	1887.50	1875.00	1700.00	1700.00	1650.00	1900.00	1450.00
CEMENT (LOCAL) SPECIFY BRAND NAME	BAG	510.00	517.50	580.00	547.50	560.00	470.00	540.00	535.00
BRICKS (NEW) IST CLASS	P/1000	6200.00	9600.00	6250.00	0.00	0.00	6500.00	5000.00	6500.00
CEMENT BLOCKS (6"x8"x12")	P/100	0.00	3025.00	0.00	1900.00	2000.00	0.00	1700.00	0.00
BAJREE	100CFT	3000.00	2450.00	4250.00	3400.00	3900.00	2775.00	5000.00	2400.00
SAND (BLACK PIT SAND)	K100CFT	1500.00	2550.00	3250.00	2500.00	3000.00	2300.00	0.00	2200.00
TIMBER SHESHAM LOG IST QUALITY	cubmt.	32400.00	0.00	55582.00	0.00	0.00	0.00	0.00	0.00
IRON BAR (M.S. BAR) 1/2"	P/TON	74500.00	81500.00	85000.00	76000.00	76000.00	74500.00	90000.00	81000.00
CARPANTER WAGE RATE	P/DAY	950.00	950.00	900.00	1000.00	1000.00	1000.00	1000.00	600.00
MASON (RAJ) WAGE RATE	P/DAY	950.00	1000.00	1100.00	1250.00	1400.00	900.00	950.00	700.00
UNSKILLED LABOUR WAGE RATE	P/DAY	400.00	500.00	550.00	650.00	650.00	550.00	350.00	375.00
PLUMBER WAGE RSTE	P/DAY	800.00	900.00	800.00	1000.00	1000.00	1100.00	1000.00	650.00
ELECTICIAN WAGE RATE PER DAY **	P/DAY	800.00	900.00	750.00	1000.00	1050.00	700.00	0.00	550.00
ELECTICIAN WAGE RATE PER POINT **	P/PNT	70.00	155.00	150.00	100.00	100.00	175.00	100.00	125.00
WATER CHARGES PER HOUSE	P/MONTH	100.00	130.00	125.00	150.00	250.00	0.00	190.00	300.00
ELECT.CHARGES UPTO 50 UNITS	P/UNIT	2.00	2.00	2.00	2.00	2.00	2.00	2.00	2.00
ELECT.CHARGES 01 - 100 UNIT	P/UNIT	5.79	5.79	5.79	5.79	5.79	5.79	5.79	5.79
ELECT.CHARGES 101 - 300 UNIT	P/UNIT	9.70	9.70	9.70	9.70	9.70	9.70	9.70	9.70
ELECT.CHARGES 301 - 1000 UNIT	P/UNIT	15.27	15.27	15.27	15.27	15.27	15.27	15.27	15.27
ELECT.CHARGES ABOVE 1000 UNIT	P/UNIT	17.41	17.41	17.41	17.41	17.41	17.41	17.41	17.41
ELEC	PM	10.03	10.03	10.03	10.03	10.03	10.03	10.03	10.03
GAS CHRg upto 3.3719 MMBUT	MMBTU	0.00	124.18	124.18	0.00	0.00	0.00	0.00	124.18
GAS CHRg 3.3719 - 6.7438 MMBUT	MMBTU	0.00	248.37	248.37	0.00	0.00	0.00	0.00	248.37
GAS CHRg 6.7438 - 10.1157 MMBUT	MMBTU	0.00	248.37	248.37	0.00	0.00	0.00	0.00	248.37
GAS CHRg10.1157 - 13.4876 MMBUT	MMBTU	0.00	620.91	620.91	0.00	0.00	0.00	0.00	620.91
GAS	PM	0.00	620.91	620.91	0.00	0.00	0.00	0.00	620.91
GAS	PM	0.00	372.55	372.55	0.00	0.00	0.00	0.00	372.55
KEROSENE OIL	LTR	110.00	125.00	106.00	115.00	120.00	130.00	120.00	125.00

Contd.

7.11 Intercity Consumer Prices October, 2014

Description	Unit	D.I. Khan	Mingora	Quetta	Turbat	Gawadar	Loralai	Khuzdar	D.M. Jamali
FIREWOOD WHOLE	40 KG.	350.00	475.00	575.00	360.00	400.00	400.00	400.00	350.00
CHAIR SHESHAM WOOD WITH ARMS **	EACH	2250.00	1450.00	1150.00	1900.00	2000.00	1350.00	1400.00	1550.00
CHAIR PLASTIC (CHAIRMAN) AVERAGE QUALITY	EACH	800.00	500.00	550.00	700.00	700.00	587.50	1200.00	750.00
TABLE SHESHAM WOOD (4X2X5") ***	EACH	4100.00	5000.00	5500.00	3900.00	3700.00	4500.00	4500.00	5625.00
SOFASET WOODEN WITH FOAM SEAT **	SET	17200.00	17000.00	28000.00	9000.00	8500.00	10000.00	12000.00	12000.00
COT IRON (WITH NIWAR)AV.QLTY.	EACH	2100.00	1750.00	2600.00	2350.00	2400.00	2550.00	2000.00	2500.00
ALMIRAH (STEEL) 6'X3' 20 GUAGE	EACH	9200.00	8750.00	9000.00	10000.00	10000.00	6750.00	11000.00	13000.00
DINNING TABLE 6 CHAIRS A.QLTY	SET	14600.00	18625.00	13000.00	22000.00	20000.00	11000.00	10500.00	15500.00
SINGLE BED WITHOUT FOAM MED.	EACH	5600.00	4375.00	6500.00	3700.00	3600.00	4500.00	8000.00	5750.00
MATRESS SINGLE(4"THICK)	EACH	3350.00	3800.00	3750.00	3500.00	2950.00	3900.00	4000.00	5000.00
FARSHI DARI 12'X9' AV.QLTY	EACH	1000.00	1450.00	1000.00	500.00	500.00	1000.00	2500.00	1200.00
DARI COTTON (6'x2 1/2') AV.QL	EACH	350.00	1175.00	475.00	383.33	300.00	500.00	1500.00	425.00
CARPET PLAIN AV. QLTY	SQFT.	35.00	45.00	61.25	48.67	50.00	35.00	35.00	45.00
QUILT (LIHAF) 3 KG. COTTON	EACH	600.00	650.00	700.00	550.00	500.00	625.00	1100.00	575.00
BLANKET (90" x 54")	EACH	2900.00	4650.00	2000.00	2450.00	2500.00	2000.00	2800.00	3100.00
BEDSHEET SINGLE BED SUP.QLTY	EACH	500.00	650.00	575.00	370.00	380.00	500.00	1000.00	550.00
BED SHEET DOUBLE WITH TWO PILLOW COVERS SUP QLTY	SET	1075.00	1250.00	575.00	430.00	435.00	550.00	1200.00	800.00
TOWEL(3'x2') AV. QALTY	EACH	275.00	250.00	150.00	200.00	215.00	206.25	300.00	120.00
CEILING FAN 48" SUPER QLTY **	EACH	3250.00	2975.00	2650.00	3700.00	3600.00	2500.00	3000.00	3150.00
PEDESTAL FAN 22" SUPER QLTY	EACH	4730.00	3550.00	3600.00	3500.00	3500.00	3500.00	3500.00	4100.00
REFG. DAWLENCE 10 CFT. D.DOOR	EACH	33500.00	26500.00	29500.00	34000.00	33500.00	26300.00	38000.00	32000.00
D-FREEZER WAVES 8 CFT.	EACH	29000.00	30000.00	25000.00	31000.00	33000.00	25000.00	35000.00	25500.00
AIRCONDITIONER 1.5 TON PEL	EACH	44000.00	44000.00	39500.00	43500.00	43300.00	40000.00	46000.00	44500.00
SPLIT AIR CONDITIONER 1.5 TON (SPECIFY BRAND NAME)	EACH	43000.00	44000.00	40000.00	45000.00	45500.00	43500.00	40000.00	46000.00
AIRCOOLER SUPER ASIA	EACH	14900.00	9750.00	11500.00	9500.00	9500.00	11500.00	10500.00	10000.00
WASHING MACHINE SINGER	EACH	14700.00	14700.00	15200.00	14700.00	14700.00	15000.00	14700.00	14700.00
SEWING MACHINE(SINGER)	EACH	5210.00	5700.00	5210.00	5210.00	5250.00	5400.00	5210.00	5210.00
GIZER LARGE SIZE 30 GALLON CAPACITY SUP QLTY	EACH	18500.00	14750.00	12500.00	10000.00	10000.00	12000.00	17000.00	14750.00
GAS BURNER DOUBLE SPFY.BRAND	EACH	1800.00	1500.00	1250.00	1350.00	1200.00	1700.00	2000.00	1300.00
ELECT. IRON PHILIPS MDL.1120	EACH	1000.00	1500.00	1150.00	1300.00	1200.00	1200.00	1200.00	1450.00
ELECTRIC JUICER FOR APPLE	EACH	3625.00	3375.00	3800.00	3600.00	3600.00	4000.00	2500.00	4000.00
S.STEEL DEGHCHI MEDIUM SIZE ***	EACH	500.00	575.00	500.00	675.00	600.00	500.00	600.00	575.00
ALUMINIUM COOKING PAN (DEGCHI) MED SIZE	EACH	425.00	725.00	425.00	540.00	500.00	400.00	600.00	500.00
NON STICK COOKING PAN (DEGCHI) SUP. QLTY	EACH	525.00	675.00	350.00	600.00	600.00	345.00	400.00	550.00
FRYING PAN STEEL AVG. QLTY MED. SIZE	EACH	352.50	275.00	260.00	250.00	200.00	265.00	400.00	300.00
TAWA IORN (MEDIUM SIZE) AVG. QLTY	EACH	355.00	325.00	200.00	275.00	250.00	200.00	400.00	300.00
S.STEEL PLATE A.QLTY.(M.SIZE)	EACH	55.00	65.00	85.00	90.00	80.00	85.00	120.00	65.00
TABLE SPOON S.STEEL SUP.QLTY.	DOZEN	265.00	550.00	325.00	235.00	250.00	325.00	400.00	420.00
WATER SET JUG+6 GLASSES (OMROC)	SET	500.00	437.50	340.00	380.00	400.00	800.00	900.00	400.00
TEA SET PAK. CHINAWARE 21 PCS.	SET	1550.00	2125.00	1100.00	1150.00	900.00	2500.00	1200.00	1950.00
DINNER SET PLASTIC 72 PIECES SUPERIOR QLTY	SET	3250.00	3625.00	4750.00	2900.00	2050.00	4250.00	1975.00	4450.00
HOTPOT SET PLASTIC 3 PCS.	SET	1025.00	1775.00	1050.00	800.00	800.00	1150.00	1300.00	1900.00
BUCKET(BALTI) PLASTIC MED.SIZ	EACH	290.00	275.00	285.00	370.00	365.00	272.50	300.00	275.00
LOTA PLASTIC (MED SIZE) AVERAGE QUALITY	EACH	35.00	55.00	32.50	60.00	60.00	35.00	50.00	60.00
PRESURE COOKER 4 LTR.	EACH	1100.00	1112.50	1100.00	950.00	900.00	1400.00	1300.00	1225.00
WATER COOLER 9/10 LTR.PLASTIC ***	EACH	600.00	500.00	500.00	435.00	400.00	550.00	600.00	850.00
THERMOS STARVAC 1 LTR	EACH	500.00	650.00	375.00	490.00	510.00	425.00	500.00	350.00
BULB PHILIPS 100-WATTS	EACH	25.00	25.00	30.00	30.00	30.00	30.00	30.00	25.00
TUBE LIGHT PHILIPS 40 WATTS	EACH	95.00	120.00	100.00	135.00	130.00	110.00	100.00	95.00
ELECTRIC BLUBS "0" WATTE LOCAL	EACH	20.00	25.00	20.00	25.00	20.00	20.00	20.00	25.00
ELECTRIC BLUB ENERGY SAVER 14 WATTS	EACH	150.00	175.00	180.00	140.00	130.00	140.00	150.00	180.00
WASHING SOAP 250 GMS SPECIFY BRAND NAME	EACH	30.00	33.75	30.00	24.00	25.00	29.50	30.00	30.00
SURF EXCEL 400 GMS POLY BAG	EACH	125.00	125.00	125.00	125.00	125.00	125.00	125.00	125.00
WASHING POWDER 1000 GRM	EACH	185.00	175.00	175.00	190.00	185.00	175.00	175.00	185.00
WASHING POWDER (WHEEL/ BONUS) 100 GRAMS	EACH	92.50	85.00	85.00	98.00	100.00	90.00	85.00	95.00
CLEANSER POWDER VIM 1000 GM	PKT.	72.22	66.67	72.22	72.22	72.22	66.67	66.67	66.67
FINIS 500 ML	BOTTLE	110.00	110.00	187.50	170.00	180.00	125.00	170.00	165.00

Contd.

7.11 Intercity Consumer Prices October, 2014

Description	Unit	D.I. Khan	Mingora	Quetta	Turbat	Gawadar	Loralai	Khuzdar	D.M. Jamali
PHNYLE TYPHONE/FINIS/CARRANITE 3 LITRES	BOTTLE	130.00	120.00	120.00	125.00	120.00	130.00	150.00	115.00
HARPIC	BOTTLE	130.00	125.00	130.00	130.00	125.00	130.00	125.00	130.00
BOOT POLISH CHERRY/KIWI 50ML	EACH	100.00	100.00	100.00	80.00	80.00	80.00	80.00	100.00
ROBIN BLUE (35 GRAMS)	PKT.	28.00	30.00	35.00	25.00	30.00	35.00	25.00	25.00
TISSU PAPER PERFUMED 100 PCS.	PKT	90.00	90.00	100.00	100.00	95.00	118.75	105.00	90.00
TOILET PAPER ROLL (R.PETEL)	P/ROLL	35.00	27.50	35.00	35.00	40.00	37.50	40.00	40.00
BOOT POLISH LIQUID CHEERY BLOSSOM KIWI 75 ML	BOTTLE	135.00	120.00	120.00	120.00	120.00	120.00	120.00	140.00
MATCH BOX SMALL	EACH	1.00	1.00	1.00	2.00	2.00	2.00	1.50	1.50
DRY CELL 1.5 VOLT(LOCAL)	EACH	20.00	20.00	15.00	15.00	15.00	25.00	22.00	20.00
HAND STITCHING NEEDLE M.SIZE	PACKET	6.00	5.00	5.00	8.00	8.00	6.00	10.00	5.00
SEWING MACHINE NEEDLE (SINGER)	EACH	5.00	5.00	5.00	6.00	6.00	5.00	6.00	5.00
HOUSEHOLD SERVANT FEMALE P/T	P/MNTH	2750.00	2750.00	1350.00	4000.00	4000.00	1500.00	3000.00	900.00
MARRIAGE HALL WITH FURNITURE	P/HEAD	80.00	60.00	80.00	50.00	50.00	50.00	50.00	50.00
SEPTRAN TABLETS	10TAB.	15.00	15.00	15.00	15.00	15.00	15.00	15.00	15.00
BRUFEN TABS 200-MG.	10TAB.	10.00	10.00	10.00	10.00	10.00	10.00	10.00	10.00
PANADOL TAB. EXTRA/PLAIN	10TAB.	10.00	10.00	10.00	10.00	10.00	10.00	10.00	10.00
DISPRIN TAB.	10TAB.	10.00	10.00	10.00	10.00	10.00	10.00	10.00	10.00
TRISIL TAB.	10 TAB	10.00	10.00	10.00	10.00	10.00	10.00	10.00	10.00
FLAGYL TAB. 200 MG.	10TAB.	10.00	10.00	10.00	10.00	10.00	10.00	10.00	10.00
VENTOLIN TAB. 2MG.	10TAB.	9.00	9.00	9.00	9.00	9.00	9.00	9.00	9.00
DAONIL TAB. 5 MG.	10TAB.	17.00	17.00	17.00	17.00	17.00	17.00	17.00	17.00
ENTOX TAB.	10TAB.	10.00	10.00	10.00	10.00	10.00	10.00	10.00	10.00
RENITEC TAB. 5 MG.	10TAB.	59.00	59.00	59.00	59.00	59.00	59.00	59.00	59.00
CAC. 1000 TAB	BOTTLE	122.00	122.00	122.00	122.00	122.00	122.00	122.00	122.00
AMOXIL CAPSOLE 250 MG.S	10CAP.	36.00	36.00	36.00	36.00	36.00	36.00	36.00	36.00
CALCIUM SYRUP SANDOZ	BOTTLE	64.00	64.00	64.00	64.00	64.00	64.00	64.00	64.00
LEDERPLEX SYRUP	BOTTLE	35.00	35.00	35.00	35.00	35.00	35.00	35.00	35.00
SANCOS SYRUP (50 ML.)	BOTTLE	30.00	30.00	30.00	30.00	30.00	30.00	30.00	30.00
PHENERGAN SYRUP 120 ML.	BOTTLE	33.00	33.00	33.00	33.00	33.00	33.00	33.00	33.00
CALPOL SYRUP 60 ML.	BOTTLE	28.00	28.00	28.00	28.00	28.00	28.00	28.00	28.00
HYDRYLLIN SYRUP 120 ML.	BOTTLE	65.00	65.00	65.00	65.00	65.00	65.00	65.00	65.00
POLYFAX EYE OINTMENT	TUBE	21.00	21.00	21.00	21.00	21.00	21.00	21.00	21.00
BETNESOL EYE DROPS	BOTTLE	33.89	33.89	33.89	33.89	33.89	33.89	33.89	33.89
EAR DROPS (CARDISPORINE) ***	BOTTLE	21.00	21.00	21.00	21.00	21.00	21.00	21.00	21.00
BETNOVATE-N OINTMENT 5 GMS	TUBE	16.00	16.00	16.00	16.00	16.00	16.00	16.00	16.00
BURNOL CREAM 30 GRM	TUBE	16.00	16.00	16.00	16.00	16.00	16.00	16.00	16.00
VICKS VAPORUB/BALM	BOTTLE	36.00	36.00	36.00	36.00	36.00	36.00	36.00	36.00
GLYCRINE SMALL BOTTLE	BOTTLE	15.00	25.00	45.00	20.00	20.00	30.00	25.00	15.00
JOUHAR JOSHANDA	PKT.	7.00	6.00	6.00	6.00	6.00	6.00	6.00	6.00
GALXOS-D (450 GRMS)	PKT.	151.88	151.88	151.88	151.88	151.88	151.88	157.50	157.50
GRIPE-WATER WOODWARDS	BOTTLE	50.00	50.00	50.00	50.00	50.00	50.00	50.00	50.00
SANIPLAST ONE PUTTY	EACH	2.00	1.50	1.50	3.00	3.00	2.00	2.00	1.45
O.R.S. (NIMCOL)	PKT.	15.00	15.00	15.00	15.00	15.00	15.00	15.00	15.00
DETTOL (MEDIUM)	BOTTLE	46.80	46.80	46.80	46.80	46.80	46.80	46.80	46.80
COTTON BANDAGE 2" - 4"	EACH	5.50	6.00	10.00	15.00	15.00	13.00	12.00	10.00
THERMOMETER CHINA	EACH	45.00	35.00	35.00	50.00	50.00	35.00	50.00	40.00
DOCTOR (MBBS) CLINIC FEE	P/PAT.	200.00	200.00	200.00	350.00	300.00	200.00	200.00	90.00
URINE TEST (DR) CHARGES	P/TEST	120.00	70.00	80.00	250.00	300.00	100.00	100.00	85.00
BLOOD TEST (CP) CHARGES	P/TEST	130.00	250.00	200.00	350.00	350.00	200.00	125.00	225.00
SUGAR TEST (RANDOM/FASTING BOTH) CHARGES	P/TEST	140.00	90.00	175.00	300.00	300.00	150.00	150.00	200.00
ECG CHARGES	P/TEST	250.00	150.00	175.00	400.00	400.00	200.00	300.00	150.00
X-RAY (CHEST) CHARGES	P/X-RAY	225.00	150.00	300.00	350.00	350.00	250.00	230.00	350.00
CAR SUZUKI 800 CC (W/O. A/C)	EACH	642000.00	0.00	0.00	0.00	0.00	0.00	0.00	0.00
CAR SUZUKI 1000 CC	EACH	1052000.00	0.00	1044000.00	0.00	0.00	0.00	0.00	0.00
CAR TOYOTA 1300 CC	EACH	1700500.00	0.00	1568000.00	0.00	0.00	0.00	0.00	0.00
CAR HONDA CIVIC	EACH	0.00	0.00	2035000.00	0.00	0.00	0.00	0.00	0.00
MOTORCYCLE HONDA CD-70.	EACH	70000.00	68000.00	69500.00	70000.00	69000.00	70000.00	0.00	69750.00

Contd.

7.11 Intercity Consumer Prices October, 2014

Description	Unit	D.I. Khan	Mingora	Quetta	Turbat	Gawadar	Loralai	Khuzdar	D.M. Jamali
MOTORCYCLE YAMAHA 100CC.	EACH	79300.00	0.00	80600.00	81000.00	81750.00	81000.00	0.00	0.00
MOTOR CYCLE HERO 70 CC	EACH	45000.00	45000.00	45000.00	50000.00	0.00	50000.00	0.00	0.00
BICYCLE WITH TYRES & TUBES	EACH	6825.00	6300.00	7062.50	6000.00	5200.00	7000.00	0.00	7000.00
TYRE CAR WITH TUBE GENERAL	EACH	3500.00	3025.00	3250.00	4000.00	4000.00	3300.00	3000.00	3300.00
TYRE MOTOR CYCLE WITHOUT TUBE	EACH	1050.00	1237.50	1050.00	1275.00	1400.00	1100.00	1250.00	1100.00
TYRE CYCLE SPECIFY BRAND NAME	EACH	325.00	475.00	350.00	300.00	300.00	350.00	450.00	475.00
TYRE CAR W/O TUBE	EACH	3600.00	2912.50	3137.50	3500.00	3500.00	2500.00	6000.00	2800.00
PETROL SUPER	LITRE	103.62	103.62	103.62	103.62	103.62	103.62	103.62	103.62
HIGH SPEED DIESEL HSD	LITRE	107.39	107.39	107.39	107.39	107.39	107.39	107.39	107.39
CNG	K.G.	0.00	76.35	76.35	0.00	0.00	0.00	0.00	76.35
GAS CYLINDER STAND. SIZE	EACH	1850.00	1680.00	1500.00	1100.00	1100.00	1612.50	1350.00	1700.00
MOTOR CYCLE SERVICE CHARGES	EACH	275.00	275.00	275.00	200.00	200.00	200.00	300.00	200.00
CAR SERVICE CHARGES	EACH	400.00	282.50	450.00	300.00	500.00	375.00	400.00	300.00
TYRE PUNCTURE CHARGES	EACH	50.00	55.00	45.00	80.00	85.00	50.00	75.00	65.00
CYCLE OVERHAULING CHARGES	EACH	300.00	250.00	190.00	150.00	155.00	190.00	200.00	100.00
CAR TAX FOR 800CC TO 1300CC	YEARLY	1075.00	1075.00	400.00	400.00	400.00	400.00	400.00	400.00
TRAIN FARE ECO. 1-100 KM.	P/KM.	0.00	0.00	0.71	0.00	0.71	0.00	0.00	0.71
TRAIN FARE ECO. 101-500 KM.	P/KM.	0.00	0.00	1.02	0.00	1.02	0.00	0.00	1.02
TRAIN FARE ECO. > 500 KM.	P/KM.	0.00	0.00	0.93	0.93	0.93	0.00	0.00	0.93
TRAIN FARE IST SLP. 1-100KM	P/KM.	0.00	0.00	2.18	2.18	2.18	0.00	0.00	2.18
TRAIN FARE IST SLP.101-500 KM	P/KM.	0.00	0.00	2.69	2.69	2.69	0.00	0.00	2.69
TRAIN FARE IST SLP. > 500 KM	P/KM.	0.00	0.00	2.07	2.07	2.07	0.00	0.00	2.07
TRAIN FARE A/C SLP. 1-100KM.	P/KM	0.00	0.00	5.99	5.99	5.99	0.00	0.00	5.99
TRAIN FARE A/C SLP.101-500KM	P/KM.	0.00	0.00	4.77	4.77	4.77	0.00	0.00	4.77
TRAIN FARE A/C SLP > 500KM.	P/KM	0.00	0.00	4.32	4.32	4.32	0.00	0.00	4.32
PLATEFORM TICKET	EACH	0.00	0.00	10.00	0.00	10.00	0.00	0.00	10.00
AUTO RICKSHAW FARES	KM/MIN	50.00	50.00	65.00	40.00	72.50	50.00	65.00	50.00
FULL TONGA CHARGES	KM/MIN	0.00	0.00	80.00	0.00	0.00	50.00	0.00	0.00
TAXI 4 SEATER FARE	KM/MIN	150.00	75.00	60.00	60.00	60.00	60.00	60.00	60.00
BUS FARE MIN (WITHIN CITY)	TICKET	0.00	0.00	20.00	0.00	0.00	0.00	0.00	0.00
BUS FARE MAX (WITHIN CIT	TICKET	0.00	0.00	20.00	0.00	0.00	0.00	0.00	0.00
BUS FARE OUTSIDE CITY	P/KM.	0.93	0.93	0.90	0.90	0.90	0.90	0.90	0.90
A/C BUS FARE OUTSIDE CITY	P/KM.	1.50	1.50	1.60	1.60	1.60	1.60	1.60	1.60
MINIBUS FARE MIN.WITH IN CITY	TICKET	0.00	0.00	20.00	0.00	35.00	0.00	0.00	0.00
MINIBUS FARE MAX.WITH IN CITY	TICKET	0.00	0.00	20.00	0.00	0.00	0.00	0.00	0.00
SUZUKI FARE MIN.WITH IN CITY	TICKET	10.00	10.00	0.00	0.00	0.00	0.00	10.00	0.00
SUZUKI FARE MAXIMUM W.IN CITY	TICKET	15.00	15.00	0.00	30.00	30.00	0.00	10.00	0.00
AIR FARE ECONOMY CLASS.	P/KM.	0.00	0.00	18.20	18.20	18.20	0.00	18.20	0.00
POSTAL ENVELOPE DOMESTIC	EACH	8.00	8.00	8.00	8.00	8.00	8.00	8.00	8.00
ENVELOPE FOR SAUDI ARABIA	EACH	50.00	50.00	50.00	50.00	50.00	45.00	50.00	45.00
POSTAL REGISTRATION CHARGES	EACH	28.00	28.00	28.00	28.00	28.00	28.00	28.00	28.00
U.M.S. REG CHARGES MIN.	EACH	58.00	58.00	59.00	58.00	58.00	58.00	58.00	58.00
T.C.S. CH. MIN.WITH IN ZONE	EACH	110.00	95.00	110.00	110.00	110.00	110.00	110.00	110.00
TELEPHONE CHARGES LOCAL CALL	P/CALL	3.94	3.94	3.94	3.94	3.94	3.94	3.94	3.94
TEL CHARGES OUT SIDE CITY	P/CALL	3.94	3.94	3.94	3.94	3.94	3.94	3.94	3.94
INTERNET CHARGES	P/HOUR	42.50	30.00	25.00	30.00	30.00	38.75	20.00	20.00
MOBILE CELL CHARGES	P/UNIT	2.50	2.50	3.00	3.00	3.00	3.00	4.00	3.00
FAX CHARGES (LOCAL)	P/PAGE	15.00	10.00	15.00	25.00	25.00	20.00	20.00	15.00
TELEPHONE SET AV. QLTY	EACH	1300.00	1075.00	575.00	750.00	800.00	675.00	500.00	550.00
MOBILE SET NOKIA/SONY/ERICSON/SAMSUNG WITHOUT CAMERA	EACH	2250.00	2487.50	3000.00	2000.00	2100.00	2750.00	3000.00	3750.00
T.V. 20" COLORED WEGA H-A21.	EACH	20000.00	24500.00	18000.00	17000.00	17000.00	18000.00	17500.00	20000.00
T.V 20" COLOR CHINA/KORIA)	EACH	9550.00	8125.00	13000.00	8000.00	8000.00	12000.00	8500.00	16500.00
V.C.P. PANASONIC/LG/NAT	EACH	5000.00	0.00	6900.00	4500.00	0.00	6000.00	0.00	6500.00
DVD/VCD PLAYER PANASONIC/LG	EACH	5500.00	3000.00	5200.00	3000.00	0.00	4800.00	3000.00	4750.00
RADIO WITH C.PLAYER NATIONAL	EACH	1900.00	1450.00	1925.00	1600.00	1675.00	2000.00	1900.00	1650.00
PERSONNEL COMPUTER (BRANDED)	EACH	41500.00	33500.00	42000.00	28000.00	28000.00	28000.00	28000.00	28000.00
VID. CASSETTE BLK. TDK/SONY	EACH	100.00	125.00	155.00	150.00	150.00	150.00	0.00	0.00

Contd.

7.11 Intercity Consumer Prices October, 2014

Description	Unit	D.I. Khan	Mingora	Quetta	Turbat	Gawadar	Loralai	Khuzdar	D.M. Jamali
COM. C.D. (TDK/IMATION)	EACH	50.00	50.00	72.50	60.00	35.00	70.00	50.00	65.00
TAPE RECORDER CASSETTE BLANK	EACH	42.50	70.00	40.00	35.00	37.50	35.00	45.00	30.00
VIDEO GAME SEGA 16 BYTE	EACH	1475.00	0.00	1150.00	900.00	900.00	1250.00	1000.00	0.00
CINEMA A/C. HIGH CLASS	TICKET	0.00	0.00	0.00	0.00	0.00	0.00	0.00	0.00
CINEMA NON-A/C HIGH CLASS	TICKET	50.00	100.00	150.00	0.00	0.00	20.00	0.00	0.00
CABLE CHARGES	P/ MONT	300.00	200.00	400.00	350.00	300.00	300.00	300.00	300.00
TV.LICENCE FEE DOMESTIC	YEARLY	420.00	420.00	420.00	420.00	420.00	420.00	420.00	420.00
ENGLISH BOOK CLASS V1	EACH	78.00	78.00	59.00	59.00	59.00	59.00	59.00	59.00
ENGLISH BOOK CLASS IX OR X	EACH	76.00	76.00	72.00	72.00	72.00	72.00	72.00	72.00
ENG. BOOK IST.YR COMPLETE SET	EACH	80.00	80.00	65.00	65.00	65.00	65.00	65.00	65.00
ENGLISH BOOK BA/B.SC	EACH	120.00	120.00	175.00	175.00	175.00	175.00	175.00	175.00
URDU BOOK CLASS V (T.B.BORD)	EACH	76.00	76.00	82.00	82.00	82.00	82.00	82.00	82.00
URDU BOOK CLASS IX/X(T.B.B)	EACH	65.50	65.50	85.00	85.00	85.00	85.00	85.00	85.00
URDU BOOK IST.YEAR/INTER	EACH	76.00	76.00	85.00	85.00	85.00	85.00	85.00	85.00
URDU BOOK BA/B.SC	EACH	160.00	160.00	175.00	175.00	175.00	175.00	175.00	175.00
MATHS BOOK CALSS V (T.B.B)	EACH	77.00	77.00	55.00	55.00	55.00	55.00	55.00	55.00
MATHS BOOK CLASS IX OR X	EACH	133.00	133.00	130.50	130.50	130.50	130.50	130.50	130.50
MATHS BOOK IST.YEAR (T.B.B)	EACH	160.00	160.00	138.00	138.00	138.00	138.00	138.00	138.00
PAKISTAN STUDIES BOOK BA/B.SC	EACH	120.00	120.00	300.00	300.00	300.00	300.00	300.00	300.00
DAILY "DAWN"	P/COPY	19.00	19.00	19.00	19.00	19.00	19.00	19.00	19.00
DAILY "JANG"	P/COPY	12.00	12.00	12.00	12.00	12.00	12.00	12.00	12.00
DAILY "NAWA-E-WAQT"	P/COPY	12.00	12.00	12.00	12.00	12.00	12.00	12.00	12.00
WEEKLY "AKHBAR-E-JAHAN"	P/COPY	55.00	55.00	55.00	55.00	55.00	55.00	55.00	55.00
WEEKLY "MAG"	P/COPY	45.00	45.00	45.00	45.00	45.00	45.00	45.00	45.00
MONTHLY "NAUNEHAL DIGEST"	P/COPY	35.00	35.00	35.00	35.00	35.00	35.00	35.00	35.00
PAPER FOOLSCAPE (27"x17")	QUIRE	47.50	25.00	27.50	25.00	25.00	35.00	50.00	35.00
EXERCISE.BOOK LINED 80/100 PGS	EACH	45.00	60.00	37.50	40.00	40.00	40.00	50.00	27.50
PENCILGOLDFISH/DEER	EACH	5.00	7.50	5.00	5.00	5.00	5.00	5.00	4.50
PEN INK DOLLOR 57 ML BOTTLE	EACH	20.00	20.00	20.00	20.00	20.00	20.00	20.00	20.00
PHOTOSTATE PAPER 70 GM	PRT	350.00	350.00	355.00	530.00	550.00	400.00	400.00	350.00
BALL PEN (local)	EACH	5.00	5.00	5.00	7.00	7.00	5.00	5.00	5.00
FOUNTAIN PEN HERO/WINGS/CHINA	EACH	40.00	50.00	35.00	40.00	40.00	35.00	40.00	37.50
PRIVATE SCHOOL FEE ENGLISH MED. AVG. STAND. (CLASS I)	P/ MONTH	500.00	700.00	750.00	625.00	700.00	500.00	350.00	375.00
PRIVATE SCHOOL FEE ENGLISH MED. AVG. STAND. (CLASS V)	P/ MONTH	800.00	900.00	1150.00	725.00	800.00	700.00	560.00	550.00
PRIVATE SCHOOL FEE ENGLISH MED. AVG. STAND. (CLASS VI)	P/ MONTH	1000.00	900.00	1200.00	825.00	900.00	1000.00	675.00	700.00
PRIVATE SCHOOL FEE ENGLISH MED. AVG. STAND. (CLASS X)	P/ MONTH	1800.00	1300.00	1400.00	925.00	1000.00	1200.00	635.00	850.00
PRIVATE MEDICLLE COLLEGE FEE MBBS (IST YEAR)	P/ MONTH	0.00	0.00	0.00	0.00	0.00	0.00	0.00	0.00
PRIVATE ENGINEERING COLLEGE FEE (ISTR YEAR)	P/ MONTH	0.00	0.00	5700.00	0.00	0.00	0.00	0.00	0.00
GOVT. COLLEGE FEE IST. YEAR	MONTH	42.09	42.09	60.00	7.50	7.50	7.50	7.50	7.00
GOVT. COLLEGE FEE 4TH. YEAR	MONTH	39.59	39.59	80.00	9.00	9.00	9.00	9.00	9.00
GOVT. UNIVERSITY FEE MSC.	MONTH	540.00	540.00	350.00	350.00	350.00	350.00	350.00	350.00
GOVT. MED. COLLEGE FEE MBBS	MONTH	641.66	641.66	950.00	0.00	950.00	0.00	0.00	950.00
GOVT. ENGG. COLL. FEE I YEAR	MONTH	595.83	0.00	850.00	0.00	3850.00	0.00	850.00	850.00
COACHING FEE FOR CLASS IX/X	P/ MONTH	1000.00	1750.00	500.00	1000.00	1000.00	600.00	600.00	1000.00
COACHING CHARGES FOR CLASS IST YEAR/INTER (SCIENCE)	P/ MONTH	1100.00	2750.00	1000.00	0.00	1000.00	0.00	0.00	1500.00
COACHING CHARGES FOR CLASS IST YEAR/INTER (COMMERCE)	P/ MONTH	1000.00	950.00	1000.00	0.00	1000.00	0.00	0.00	1500.00
I.T. TUITION FEES	P/ MONTH	2100.00	0.00	1800.00	0.00	920.00	0.00	0.00	0.00
MBA TUITION FEES	P/ MONTH	2100.00	0.00	0.00	0.00	0.00	0.00	0.00	0.00
BREAD TANDOORI ST. SIZE	EACH	6.00	10.00	10.00	10.00	10.00	10.00	15.00	10.00
COOKED MUTTON (AV. HOTEL)	PLATE	140.00	145.00	150.00	120.00	155.00	200.00	200.00	115.00
COOKED BEEF (AV. HOTEL)	PLATE	100.00	105.00	80.00	90.00	125.00	120.00	150.00	80.00
COOKED DAL (AV. HOTEL)	PLATE	70.00	45.00	60.00	70.00	75.00	50.00	60.00	40.00
CHICKEN BIRYANI FULL/DOUBLE	PLATE	145.00	190.00	150.00	120.00	130.00	100.00	85.00	90.00
TEA PREPARED (ORDINARY)	CUP	15.00	17.50	21.00	10.00	10.00	20.00	20.00	20.00
HAIRCUT CHARGES FOR MEN	P/CUT	45.00	70.00	80.00	90.00	100.00	60.00	60.00	55.00
BEAUTY PORL HAIR STYL CHARGE	P/STY.	140.00	450.00	350.00	300.00	325.00	250.00	250.00	150.00
SHAVING CHARGES	PER SHV	32.50	45.00	40.00	35.00	35.00	40.00	30.00	25.00

Contd.

7.11 Intercity Consumer Prices October, 2014

Description	Unit	D.I. Khan	Mingora	Quetta	Turbat	Gawadar	Loralai	Khuzdar	D.M. Jamali
LIPSTICK S.MISS/MEDORA	EACH	100.00	90.00	95.00	90.00	100.00	90.00	100.00	90.00
NAIL POLISH S.MISS/MEDORA	EACH	100.00	85.00	95.00	80.00	80.00	80.00	80.00	80.00
PERFUME MED.SIZE MEDORA/BROACH	EACH	100.00	150.00	100.00	100.00	100.00	100.00	150.00	180.00
HAIR-OIL AMLA/CHAMBELI	BOTTLE	85.00	100.00	100.00	90.00	80.00	100.00	100.00	110.00
TOILET SOAP LUX 95 GRAMS	EACH	40.38	40.38	40.38	40.38	40.38	40.38	40.38	40.38
TOILET SOAP LIFEBOUY 140 GRM	EACH	36.00	36.00	36.00	36.00	36.00	36.00	36.00	36.00
TOILET SOAP SAFEGUARD BATH SIZE	EACH	48.00	48.00	48.00	46.00	46.00	48.00	46.00	48.00
TOOTHPASTE MACKLINES 70 GRM	EACH	50.00	50.00	50.00	50.00	50.00	50.00	50.00	50.00
TOOTHPAST MED SIZE CLGATE 70 GMS	EACH	60.67	60.67	56.00	56.00	56.00	56.00	56.00	56.00
TOOTHBRUSH SHEILD A/PLAUQUE	EACH	40.00	46.25	50.00	50.00	50.00	40.00	50.00	47.50
TOOTHPOWDER DENTONIC 90 GRM	EACH	25.00	25.00	25.00	25.00	25.00	25.00	25.00	25.00
HAIR-COLOUR BEGIN (6 GMS)	EACH	90.00	100.00	90.00	90.00	90.00	95.00	90.00	95.00
HAIR COLOUR (KALAKOLA)	BOTTLE	125.00	120.00	120.00	120.00	120.00	120.00	120.00	120.00
FACECREAM PONDS (MEDIUM)	EACH	110.00	120.00	120.00	100.00	100.00	120.00	140.00	110.00
TALC POWDER VICE ROAY,B.CAT	EACH	110.00	110.00	120.00	130.00	120.00	120.00	160.00	120.00
BLADE TREET ORDINARY 10'S	PKT.	30.00	30.00	30.00	30.00	30.00	35.00	45.00	30.00
BLADE 7-O-CLOCK STAIN. 5'S	PKT.	30.00	32.50	35.00	30.00	35.00	35.00	55.00	35.00
SHAMPOO SUNSILK/PAINTIN 100 ML	BOTTLE	110.00	110.00	110.00	115.00	110.00	100.00	100.00	110.00
BEAUTY CREAM (FAIR & LOVELY)	EACH	120.00	115.00	135.00	85.00	115.00	100.00	100.00	155.00
HAIR REMOVING CREAM (EU-CREAM)	TUBE	55.00	65.00	65.00	55.00	55.00	65.00	55.00	57.50
GEL MEDIUM SIZE	BOTTLE	85.00	120.00	80.00	60.00	60.00	80.00	120.00	120.00
DISPOSABLE RAZOR GILLET-II	EACH	40.00	40.00	45.00	45.00	47.50	45.00	45.00	35.00
SHAVING CREAM TOUCH-ME/ADM.	EACH	55.00	60.00	60.00	50.00	60.00	60.00	70.00	55.00
GOLD TEZABI 24 CT	10 GM.	41409.00	41324.00	40400.00	49500.00	49500.00	48000.00	40316.00	41150.00
SILVER TEZABI 24 CT	10 GM.	643.00	643.00	680.00	1000.00	1100.00	0.00	650.00	643.00
ARTIFICIAL JEWELLARY SET	SET	230.00	1425.00	480.00	500.00	525.00	520.00	400.00	425.00
WRIST WATCH GENTS CITIZEN (ORIGINAL) ***	EACH	2500.00	2500.00	2550.00	2550.00	2500.00	2550.00	2500.00	2500.00
WRIST WATCH LADIES CITIZEN (ORIGINAL) ***	EACH	2500.00	2500.00	2550.00	2500.00	2500.00	2500.00	2500.00	2500.00
WALL CLOCK QUARTZ AV.QLTY	EACH	255.00	650.00	475.00	325.00	325.00	500.00	500.00	475.00
SUITCASE REXIN (24"x16"x6")	EACH	725.00	750.00	1500.00	950.00	950.00	1000.00	1950.00	900.00
TRUNK MEDIUM SIZE ***	EACH	1300.00	2200.00	675.00	650.00	700.00	650.00	1500.00	1200.00
PURSE LADIES (LEATHER) AVERAGE QUALITY	EACH	500.00	600.00	400.00	325.00	300.00	330.00	300.00	325.00

7.11 Intercity Consumer Prices October, 2014

Description	Unit	Value in Rupees	
		Average	% Change
FOOD & NON-ALCOHOLIC BEVERAGES			
WHEAT	10 KG.	356.74	0.60
WHEAT FLOUR FINE/SUPERIOR.	KG.	45.27	-0.15
WHEAT FLOUR AVG. QLTY	KG.	40.81	0.12
WHEAT FLOUR BAG	10 KG.	407.89	0.49
MAIDA	KG.	53.92	-0.41
SUJI	KG.	55.5	0.80
BESAN AV. QLTY.	KG.	80.67	0.34
RICE BASMATI SUP. QLTY.	KG.	140.33	-0.14
RICE BASMATI 385/386	KG.	96.56	0.07
RICE BASMATI BROKEN AV.QLTY	KG.	73.68	0.37
RICE IRRI-6 (SINDH/PUNJAB)	KG.	50.53	-1.52
VERMICELLI	KG.	79.04	0.19
BREAD PLAIN MEDIUM SIZE	EACH	39.61	0.00
RUSK (PAPAY)	KG.	182.49	-0.02
BISCUITS-PACKED	PKT	35	0.00
BISCUIT-BAKERY (LOOSE)	250 GM	74.12	0.23
CORNFLAKS FAUJI 225 GM.	PKT	167.88	0.00
SAMOSHA (VEGATABLE)	EACH	12.32	0.90
PASTRY AV.QLTY.	EACH	25.34	0.72
PATTIES (VEGATABLES)	EACH	20.71	1.27
NIMCO	250 GM	64.92	0.59
CHIPS	250 GM	76.16	0.44
BEEF WITH BONE AV.QLTY.	KG	287.93	0.18
MUTTON AV.QLTY.	KG	556.12	0.25
CHICKEN FARM BROILER (LIVE)	KG	145.56	-4.22
FISH-RAHU MEDIUM SIZE	KG	280.7	-0.56
MILK FRESH (UNBOILED)	LTR.	73.8	0.57
CURD	KG.	87.45	0.25
MILK TETRA PACK 1/2 LTR.	PKT.	58.03	1.58
LACTOGEN 400 GRAMS	PKT.	422.5	0.00
POWDER MILK NIDO 400GM.	PKT	348.25	0.43
MILK POWDER LOOSE/PACKED	KG.	508.88	0.30
BUTTER LOCAL PACKED	50 GM.	28.64	0.00
EGGS FARM	DOZ	106.45	0.69
MUSTARD OIL AV.QLTY.	KG.	186.22	-0.14
COOKING OIL (DALDA)	2.5LTR	537.03	0.00
COOKING OIL (PAKWAN) OTHER BRAND SPECIFY	2.5 LTR	506.42	0.00
VEGETABLE GHEE TIN	2.5KG.	512.75	0.05
VEGETABLE GHEE (LOOSE)	KG.	162.7	0.18
DATES AV.QLTY.	KG.	174.78	0.52
PISTACHIO AV.QLTY.	50 GM.	106.9	2.76
ALMONDS WHOLE AV.QLTY.	KG.	538.45	3.15
COCONUT DRY AV.QLTY.	KG.	290.04	0.81
RAISINS AV.QLTY.	50 GM.	21.35	0.85
GROUNDNUTS (WITH SHELL)	KG.	170.47	2.22
MALTA/MOSAMBI	DOZ	118.28	
KINNU	DOZ	0	
APPLE	KG	104.75	16.35
ALOO BUKHARA	KG	0	
POMEGRANATE (ANNAR)	KG	160.73	2.40
GRAPES	KG	164.62	6.73
BANANAS	DOZ	67.02	-12.38
MANGO KALMI	KG	0	
GUAVA	KG	67.6	6.73
WATERMELON (TURBOOZ)	KG	0	
MUSKMELON (KHARBOOZA)	KG	0	
SWEETMELON (GARMA)	KG	70.32	11.69
PULSE MASOOR (WHOLE)	KG.	118.4	0.77
PULSE MASOOR (WASHED)	KG.	129.47	1.04
PULSE MOONG (WASHED)	KG.	147.12	0.33

Contd.

7.11 Intercity Consumer Prices October, 2014

Description	Unit	Value in Rupees	
		Average	% Change
PULSE MASH (WASHED)	KG.	158.27	1.59
PULSE GRAM	KG.	75.75	1.01
GRAM WHOLE BLACK AV.QLTY.	KG.	77.28	-0.74
GRAM WHOLE YELLOW AV.QLTY	KG.	113.56	0.04
BEANS (LAL LOBIN)	KG.	146.25	0.88
POTATOES	KG	68.06	-1.51
ONION	KG	40.59	-2.47
TURNIP	KG	45.24	
RADISH	KG	36.77	-13.13
TOMATOES	KG	60.05	-12.12
CABBAGE	KG	0	
CAULIFLOWER	KG	47.27	
BRINJAL	KG	31.13	-10.24
PUMPKIN	KG	0	
BOTTLEGOURD	KG	40.16	-14.15
LADY FINGER	KG	64.39	-7.45
PEAS	KG	0	
SPINACH	KG	24.51	-9.76
TINDA	KG	64.94	-3.05
TURAI	KG	51.37	-8.28
KARAILA	KG	61.14	-5.65
ARVI	KG	56.31	7.28
CHILLIES GREEN	KG	62.59	0.90
CARROT	KG	0	
COCUMBER (KHEERA)	KG	66.63	-3.96
LEMON	250GM	38.75	6.25
SUGAR REFINED	KG.	59.68	-2.45
GUR AV.QLTY	KG.	84.64	0.39
HONEY LANGANESE 500 GM.	BOTTLE	772.81	0.06
MILO 200 GM.	BOTTLE	197.17	1.16
CUSTARD POWDER RAFHAN 300 GM.	PKT	74.69	0.34
TOFFEE (HILAL)	EACH	1.31	0.00
CHOWKELATE CANDY (SMALL SIZE)	EACH	5	0.00
SWEETMEAT (MIXED)	KG	300.74	0.41
ICE CREAM WALLS	CUP.	40	0.00
ICE	KG	10.78	-8.02
JAM AHMED/MITCHELLES	BOTTLE	128.25	0.00
SQUASH-MITCHELLES	BOTTLE	146.19	0.00
ROOH AFZA	BOTTLE	142.38	0.00
JAM-E-SHIREEN	BOTTLE	147.63	0.00
SAUNF	50 GM	17.12	1.48
CINAMON LOOSE AV. QLTY	50 GM.	23.6	0.25
CUMINSEED WHITE NATIONAL	50 GM.	51.78	0.10
PEPPER BLACK NATIONAL	50 GM.	94.78	0.53
CLOVES LOOSE AV.QLTY	50 GM.	93.8	0.26
CARDAMOM LARGE LOOSE AV.QLTY	50 GM.	137.45	2.69
CARDAMOM SMALL AV.QLTY	50 GM.	109.74	1.53
SALT-POWDERED (LAHORI) LOOSE	KG.	9.77	0.21
SALT POWDERED (NATIONAL/SHAN)	PKT	24.25	0.00
CHILLIES POWD.NATIONAL 200GM	PKT	105	0.00
CHILLIES POWDER LOOS	KG.	258.05	1.54
CORRIANDER SEED POWD.NATIONAL	PKT	82.88	0.06
CORRIANDER SEED (LOOSE)	KG.	249.62	1.00
TURMERIC POWD.NATIONAL 50GM	PKT.	35	0.00
CURRY POWD. NATIONAL 200 GM	PKT.	86.5	0.00
TOMATO KETCHUP AHMED/MITCHL	BOTTLE	84.6	0.07
PICKLES AHMED/MITCHELLES	BOTTLE	101.5	0.00
VINEGAR SYNTHETIC (SIRKA)	BOTTLE	70.33	0.00
GARLIC	KG	127.86	0.42
GINGER	KG	253.48	-0.59
TAPAL DANEDAR TEA 200GM PACKET	PKT	123.34	2.31

Contd.

7.11 Intercity Consumer Prices October, 2014

Description	Unit	Value in Rupees	
		Average	% Change
TEA LIPTON YELLOW LABEL 200GM.	PKT.	128.89	0.41
TEA LOOSE KENYA AV.QLTY 250GM.	PKT.	132.27	0.60
COFFEE-NESCAFE 75 GM. **	BOTTLE	312.5	0.16
COLD DRINK (STANDARD SIZ)	BOTTLE	23.79	1.62
FRUIT JUICE TETRA PACK	PKT.	17.61	0.97
MINERAL WATER NESTLE 1.5 LTR	BOTTLE	46.28	0.00
ALCOHOLIC BEVERAGES & TOBACCO			
CIGARETTES K-2 10'S **	PKT	46	0.00
CIGARETTES CAPSTAN 10'S **	PKT	50.13	0.00
CIGARETTES GOLD LEAF 20'S	PKT	99.88	0.00
CIGARETTES MORVEN GOLD 20'S	PKT	50.06	0.00
BETEL LEAVES	50GM.	64.4	0.69
BETEL NUTS	KG.	305.45	1.57
CLOTHING & FOOTWEAR			
LONG CLOTH 57" GUL AHMED/AL-KARAM	METER	212.08	0.00
SHIRTING AV.QLTY.	METER	164.12	0.00
PANT CLOTH W & WEAR AV.QLTY	METER	373.61	0.00
LAWN PRINTED GUL AHMED/AL-KARAM	METER	259.03	0.00
GEORGETTE AV.QLTY	METER	132.64	0.00
LINEN AV.QLTY ***	METER	146.26	0.08
HEAVY WT SUITING LAWERNCPUR SUP QLTY	METER	1247.57	0.04
HEAVY WT SUITING LAWERNCPUR AV QLTY	METER	1647.88	0.08
TROPICAL SUITING LAW.PUR	METER	1054.5	0.06
PANT BOY 24"/26" LENGTH.	EACH	473.44	0.00
SHIRT BOY 24"/26" LENGTH	EACH	366.66	0.00
SCHOOL UNI. PANT,SHIRT BOYS	SUIT	630.35	0.00
SCHOOL UNI. KAMEEZ,SHAL.BOYS	SUIT	593.67	0.00
SCHOOL UNI. KAMEEZ,SHAL.GIRL	SUIT	626.29	0.00
FROCK W/WEAR GIRLS	EACH	913.51	0.00
AWAMI-SUIT W & W(BOY) 24"/26	SUIT	907.31	0.00
AWAMI-SUIT W&W (GENTS)AV.QLTY	SUIT	1217.63	0.00
PULLOVER GENTS OXFORD/BON.	EACH	2678.16	1.30
PULLOVER LADIES OXFORD/BON.	EACH	2529.83	1.08
PULLOVER (GENTS) OTHERS A.QLTY	EACH	893.62	1.14
SECOND-HAND COAT FOR MEN	EACH	406.98	2.12
SECONDHAND SWEETER FOR MEN DUP QLTY	EACH	263.98	0.00
SECONDHAND WINTER JACKET	EACH	390.86	0.44
UNDERWEAR AV.QLTY MEDIUM SIZE	EACH	122.1	0.00
VEST FOR MEN AV.QLTY.	EACH	125.42	0.00
VEST/SHAMEEZ (WOMEN) AVG. QLTY	EACH	144.46	0.00
SOCKS NYLON (PAKISTANI)	PAIR	82.69	0.00
BRASSIER AV.QLTY.	EACH	146.58	0.00
BRASSIER SUP QLTY	EACH	334.24	0.00
DOPATTA GEORGETTE AV.QLTY.	EACH	282.58	0.00
DOPATTA COTTON AV GLTY	EACH	221.56	0.00
CHADDAR (W/WEAR) (2x2.5 MTR)	EACH	419.3	0.00
LUNGI/DHOTI(COTTON) AVG. QLTY	EACH	296.05	0.00
HANDKERCHIEF AVG. QLTY PAK	EACH	37.8	0.00
HANDKERCHIEF SUP. QLTY PAK	EACH	59.56	0.00
GLOVES AV QLTY	PAIR	88.95	1.08
AZARBAND COTTON AVG. QLTY	EACH	16.69	0.54
SEWING THREAD/REEL(ASLI PARI)	EACH	6.61	0.30
WASHING CHARGES PAINT & SHIRT	SUIT	92.7	1.30
DRY CLEANING SUIT COAT PANT	SUIT	301.81	0.42
WASHING CH. (KAMIZ-SHALWAR)	PAIR	65.06	0.00
TAILORING SHIRT	EACH	326.68	0.00
TAILORING CHARGES PANT (MEN)	EACH	555.57	0.00
TAILORING COAT-PANT SUIT	SUIT	3550.8	0.00
TAILORING AWAMI-SUIT (MALE)	SUIT	494.16	0.00
TAILORING SUIT FEMALE	SUIT	422.57	0.00
GENTS SHOES PAUL BATA	PAIR	1199	0.00

Contd.

7.11 Intercity Consumer Prices October, 2014

Description	Unit	Value in Rupees	
		Average	% Change
GENTS SANDAL BATA	PAIR	699	0.00
GENTS SPOUNG CHAPPAL BATA	PAIR	179	0.00
LADIES SANDAL BATA	PAIR	499	0.00
LADIES SPOUNG CHAPPAL BATA	PAIR	179	0.00
CHILD SHOE POWER LITE BATA	PAIR	599	0.00
GENTS SHOE, ART 1109 SERVICE	PAIR	999	0.00
NYLON JOGGER 27 SIZE 2-5 ***	PAIR	1299	0.00
CHINA FOOT WEAR AV. QLTY (MALE) *	PAIR	661.26	0.28
CHINA FOOT WEAR AV. QLTY (FEMALE) *	PAIR	505.83	0.75
CHINA FOOT WEAR AV. QLTY (CHILDREN) *	PAIR	422.56	0.90
SHOE REPAIR HALF SOLE	PAIR	97.12	0.26
SHOES POLISH CHARGES AVERAGE SHOP	PAIR	17.71	0.68
HOUSING, WATER, ELECT,GAS & OTH FUEL			
HOUSE RENT (combined)	MONTH	6182.03	1.40
rent 2	pm	6182.03	1.40
RENT3	PM	6182.03	1.40
RENT4	PM	6182.03	1.40
RENT5	PM	6182.03	1.40
RENT6	PM	6182.03	1.40
SYNTHETIC ENEMAL ROBIALAC BALTI 3.64 LTR.	EACH	1824.78	0.37
SYNTHETIC ENEMAL ICI BALTI 3.64 LTR.	EACH	1881.96	0.19
CEMENT (LOCAL) SPECIFY BRAND NAME	BAG	521.89	0.43
BRICKS (NEW) IST CLASS	P/1000	6308.96	-0.08
CEMENT BLOCKS (6"x8"x12")	P/100	2297.31	0.00
BAJREE	100CFT	3768.52	-0.46
SAND (BLACK PIT SAND)	K100CFT	2200.29	-0.94
TIMBER SHESHAM LOG IST QUALITY	cubmt.	51202.83	0.00
IRON BAR (M.S. BAR) 1/2"	P/TON	80896.96	-0.30
CARPANTER WAGE RATE	P/DAY	775.25	0.92
MASON (RAJ) WAGE RATE	P/DAY	837.42	0.48
UNSKILLED LABOUR WAGE RATE	P/DAY	450.98	0.70
PLUMBER WAGE RSTE	P/DAY	767.48	0.83
ELECTICIAN WAGE RATE PER DAY **	P/DAY	701.54	0.30
ELECTICIAN WAGE RATE PER POINT **	P/PNT	112.54	0.55
WATER CHARGES PER HOUSE	P/MONTH	115.26	0.00
ELECT.CHARGES UPTO 50 UNITS	P/UNIT	2	0.00
ELECT.CHARGES 01 - 100 UNIT	P/UNIT	5.79	0.00
ELECT.CHARGES 101 - 300 UNIT	P/UNIT	9.7	0.00
ELECT.CHARGES 301 - 1000 UNIT	P/UNIT	15.27	0.00
ELECT.CHARGES ABOVE 1000 UNIT	P/UNIT	17.41	0.00
ELEC	PM	10.03	0.00
GAS CHRg upto 3.3719 MMBTU	MMBTU	124.18	0.00
GAS CHRg 3.3719 - 6.7438 MMBTU	MMBTU	248.37	0.00
GAS CHRg 6.7438 - 10.1157 MMBTU	MMBTU	248.37	0.00
GAS CHRg10.1157 - 13.4876 MMBTU	MMBTU	620.91	0.00
GAS	PM	620.91	0.00
GAS	PM	372.55	0.00
KEROSENE OIL	LTR	118.1	-1.37
FIREWOOD WHOLE	40 KG.	496.67	0.35
FURNISHING HOUSE HOLD EQUIPMENTS			
CHAIR SHESHAM WOOD WITH ARMS **	EACH	1859.39	0.47
CHAIR PLASTIC (CHAIRMAN) AVERAGE QUALITY	EACH	739.79	0.30
TABLE SHESHAM WOOD (4X2X5") ***	EACH	5282.43	0.00
SOFASET WOODEN WITH FOAM SEAT **	SET	16384.14	0.00
COT IRON (WITH NIWAR)AV.QLTY.	EACH	2076.04	0.00
ALMIRAH (STEEL) 6'X3' 20 GUAGE	EACH	9497.42	0.00
DINNING TABLE 6 CHAIRS A.QLTY	SET	18995.98	0.00
SINGLE BED WITHOUT FOAM MED.	EACH	5699.46	0.00
MATRESS SINGLE(4"THICK)	EACH	4741.08	0.00
FARSHI DARI 12'X9' AV.QLTY	EACH	1249.06	0.00
DARI COTTON (6'x2 1/2) AV.QL	EACH	571.93	0.11

Contd.

7.11 Intercity Consumer Prices October, 2014

Description	Unit	Value in Rupees	
		Average	% Change
CARPET PLAIN AV. QLTY	SQFT.	39.63	0.00
QUILT (LIHAF) 3 KG. COTTON	EACH	861.4	0.29
BLANKET (90" x 54")	EACH	3166.27	0.32
BEDSHEET SINGLE BED SUP.QLTY	EACH	586.25	0.00
BED SHEET DOUBLE WITH TWO PILLOW COVERS SUP QLTY	SET	1138.54	0.00
TOWEL(3'x2') AV. QALTY	EACH	232.78	0.00
CEILING FAN 48" SUPER QLTY **	EACH	2986.63	0.00
PEDESTAL FAN 22" SUPER QLTY	EACH	4035.5	0.00
REFG. DAWLENCE 10 CFT. D.DOOR	EACH	30557.5	0.00
D-FREEZER WAVES 8 CFT.	EACH	29206.25	0.00
AIRCONDITIONER 1.5 TON PEL	EACH	41552.5	0.00
SPLIT AIR CONDITIONER 1.5 TON (SPECIFY BRAND NAME)	EACH	43876.25	0.00
AIRCOOLER SUPER ASIA	EACH	11493.75	0.00
WASHING MACHINE SINGER	EACH	15330.63	0.00
SEWING MACHINE(SINGER)	EACH	5714	0.00
GIZER LARGE SIZE 30 GALLON CAPACITY SUP QLTY	EACH	17114.38	0.22
GAS BURNER DOUBLE SPFY.BRAND	EACH	1699.1	0.74
ELECT. IRON PHILIPS MDL.1120	EACH	1698.46	0.30
ELECTRIC JUICER FOR APPLE	EACH	5185.25	0.00
S.STEEL DEGHCHI MEDIUM SIZE ***	EACH	589.77	0.00
ALUMINIUM COOKING PAN (DEGCHI) MED SIZE	EACH	565.28	0.04
NON STICK COOKING PAN (DEGCHI) SUP. QLTY	EACH	822.93	0.22
FRYING PAN STEEL AVG. QLTY MED. SIZE	EACH	361.58	0.00
TAWA IORN (MEDIUM SIZE) AVG. QLTY	EACH	301.18	0.08
S.STEEL PLATE A.QLTY.(M.SIZE)	EACH	74.57	0.00
TABLE SPOON S.STEEL SUP.QLTY.	DOZEN	357.33	0.00
WATER SET JUG+6 GLASSES (OMROC)	SET	478.39	0.67
TEA SET PAK. CHINAWARE 21 PCS.	SET	1719.13	0.10
DINNER SET PLASTIC 72 PIECES SUPERIOR QLTY	SET	5099.11	0.00
HOTPOT SET PLASTIC 3 PCS.	SET	1284.1	0.10
BUCKET(BALTI) PLASTIC MED.SIZ	EACH	315.46	0.00
LOTA PLASTIC (MED SIZE) AVERAGE QUALITY	EACH	51.38	0.14
PRESURE COOKER 4 LTR.	EACH	1333.02	0.09
WATER COOLER 9/10 LTR.PLASTIC ***	EACH	580.07	0.00
THERMOS STARVAC 1 LTR	EACH	446.48	0.25
BULB PHILIPS 100-WATTS	EACH	30.46	1.43
TUBE LIGHT PHILIPS 40 WATTS	EACH	103.23	0.73
ELECTRIC BLUBS "0" WATTE LOCAL	EACH	21.8	0.28
ELECTRIC BLUB ENERGY SAVER 14 WATTS	EACH	159.75	0.00
WASHING SOAP 250 GMS SPECIFY BRAND NAME	EACH	32.41	0.40
SURF EXCEL 400 GMS POLY BAG	EACH	125	0.00
WASHING POWDER 1000 GRM	EACH	183.13	0.14
WASHING POWDER (WHEEL/ BONUS) 100 GRAMS	EACH	95.89	0.40
CLEANSER POWDER VIM 1000 GM	PKT.	71.53	0.20
FINIS 500 ML	BOTTLE	177.76	0.00
PHNYLE TYPHONE/FINIS/CARRANITE 3 LITRES	BOTTLE	137.16	0.00
HARPIC	BOTTLE	131.75	0.28
BOOT POLISH CHERRY/KIWI 50ML	EACH	96.25	0.79
ROBIN BLUE (35 GRAMS)	PKT.	38.59	0.00
TISSU PAPER PERFUMED 100 PCS.	PKT	99.05	0.00
TOILET PAPER ROLL (R.PETEL)	P/ROLL	36.6	0.00
BOOT POLISH LIQUID CHEERY BLOSSOM KIWI 75 ML	BOTTLE	130.75	0.00
MATCH BOX SMALL	EACH	1.67	1.21
DRY CELL 1.5 VOLT(LOCAL)	EACH	22.19	0.23
HAND STITCHING NEEDLE M.SIZE	PACKET	7.6	0.00
SEWING MACHINE NEEDLE (SINGER)	EACH	6.09	0.00
HOUSEHOLD SERVANT FEMALE P/T	P/MNTH	1778.44	0.02
MARRIAGE HALL WITH FURNITURE	P/HEAD	107.71	0.39
HEALTH			
SEPTRAN TABLETS	10TAB.	15.34	0.00
BRUFEN TABS 200-MG.	10TAB.	10	0.00

Contd.

7.11 Intercity Consumer Prices October, 2014

Description	Unit	Value in Rupees	
		Average	% Change
PANADOL TAB. EXTRA/PLAIN	10TAB.	10	0.00
DISPRIN TAB.	10TAB.	10	0.00
TRISIL TAB.	10 TAB	10	0.00
FLAGYL TAB. 200 MG.	10TAB.	10	0.00
VENTOLIN TAB. 2MG.	10TAB.	9	0.00
DAONIL TAB. 5 MG.	10TAB.	17	0.00
ENTOX TAB.	10TAB.	10	0.00
RENITEC TAB. 5 MG.	10TAB.	59	0.00
CAC. 1000 TAB	BOTTLE	122	0.00
AMOXIL CAPSOLE 250 MG.S	10CAP.	36	0.00
CALCIUM SYRUP SANDOZ	BOTTLE	64	0.00
LEDERPLEX SYRUP	BOTTLE	35	0.00
SANCOS SYRUP (50 ML.)	BOTTLE	30	0.00
PHENERGAN SYRUP 120 ML.	BOTTLE	33	0.00
CALPOL SYRUP 60 ML.	BOTTLE	28	0.00
HYDRYLLIN SYRUP 120 ML.	BOTTLE	64.55	0.00
POLYFAX EYE OINTMENT	TUBE	21	0.00
BETNESOL EYE DROPS	BOTTLE	33.89	0.00
EAR DROPS (CARDISPORINE) ***	BOTTLE	21	0.00
BETNOVATE-N OINTMENT 5 GMS	TUBE	16	0.00
BURNOL CREAM 30 GRM	TUBE	16	0.00
VICKS VAPORUB/BALM	BOTTLE	36	0.00
GLYCRINE SMALL BOTTLE	BOTTLE	22.59	0.00
JOUHAR JOSHANDA	PKT.	6.63	3.11
GALXOS-D (450 GRMS)	PKT.	158.2	0.00
GRIPE-WATER WOODWARDS	BOTTLE	50	0.00
SANIPLAST ONE PUTTY	EACH	1.85	0.54
O.R.S. (NIMCOL)	PKT.	15.3	0.00
DETTOL (MEDIUM)	BOTTLE	46.8	0.00
COTTON BANDAGE 2" - 4"	EACH	9.2	0.00
THERMOMETER CHINA	EACH	41.34	0.00
DOCTOR (MBBS) CLINIC FEE	P/PAT.	170.06	0.37
URINE TEST (DR) CHARGES	P/TEST	97.06	0.00
BLOOD TEST (CP) CHARGES	P/TEST	229.5	0.55
SUGAR TEST (RANDOM/FASTING BOTH) CHARGES	P/TEST	164.9	0.00
ECG CHARGES	P/TEST	223.19	0.00
X-RAY (CHEST) CHARGES	P/X-RAY	271.05	0.70
TRANSPORT			
CAR SUZUKI 800 CC (W/O. A/C)	EACH	645371.43	0.00
CAR SUZUKI 1000 CC	EACH	1065288.89	0.00
CAR TOYOTA 1300 CC	EACH	1629720	0.00
CAR HONDA CIVIC	EACH	2098315.79	0.00
MOTORCYCLE HONDA CD-70.	EACH	69637.18	0.00
MOTORCYCLE YAMAHA 100CC.	EACH	80060.29	0.00
MOTOR CYCLE HERO 70 CC	EACH	45448.53	0.00
BICYCLE WITH TYRES & TUBES	EACH	7424.04	0.09
TYRE CAR WITH TUBE GENERAL	EACH	3410.58	0.00
TYRE MOTOR CYCLE WITHOUT TUBE	EACH	1206.5	0.00
TYRE CYCLE SPECIFY BRAND NAME	EACH	372.75	0.00
TYRE CAR W/O TUBE	EACH	3232.71	0.00
PETROL SUPER	LITRE	103.62	-3.07
HIGH SPEED DIESEL HSD	LITRE	107.39	-0.88
CNG	K.G.	73.04	0.00
GAS CYLINDER STAND. SIZE	EACH	1671.26	19.54
MOTOR CYCLE SERVICE CHARGES	EACH	255.21	0.52
CAR SERVICE CHARGES	EACH	328.47	0.00
TYRE PUNCTURE CHARGES	EACH	58.56	0.00
CYCLE OVERHAULING CHARGES	EACH	283.75	0.00
CAR TAX FOR 800CC TO 1300CC	YEARLY	1840.8	0.00
TRAIN FARE ECO. 1-100 KM.	P/KM.	0.71	0.00
TRAIN FARE ECO. 101-500 KM.	P/KM.	1.02	0.00

Contd.

7.11 Intercity Consumer Prices October, 2014

Description	Unit	Value in Rupees	
		Average	% Change
TRAIN FARE ECO. > 500 KM.	P/KM.	0.93	0.00
TRAIN FARE IST SLP. 1-100KM	P/KM.	2.18	0.00
TRAIN FARE IST SLP.101-500 KM	P/KM.	2.69	0.00
TRAIN FARE IST SLP. > 500 KM	P/KM.	2.07	0.00
TRAIN FARE A/C SLP. 1-100KM.	P/KM.	5.99	0.00
TRAIN FARE A/C SLP.101-500KM	P/KM.	4.77	0.00
TRAIN FARE A/C SLP > 500KM.	P/KM.	4.32	0.00
PLATEFORM TICKET	EACH	10	1.52
AUTO RICKSHAW FARES	KM/MIN	58.06	0.00
FULL TONGA CHARGES	KM/MIN	61.68	0.00
TAXI 4 SEATER FARE	KM/MIN	80.26	0.00
BUS FARE MIN (WITHIN CITY)	TICKET	12.85	0.00
BUS FARE MAX (WITHIN CIT	TICKET	22.19	0.00
BUS FARE OUTSIDE CITY	P/KM.	0.96	0.00
A/C BUS FARE OUTSIDE CITY	P/KM.	1.6	0.00
MINIBUS FARE MIN.WITH IN CITY	TICKET	14.25	0.00
MINIBUS FARE MAX.WITH IN CITY	TICKET	23.6	0.00
SUZUKI FARE MIN.WITH IN CITY	TICKET	25.82	3.57
SUZUKI FARE MAXIMUM W.IN CITY	TICKET	18.64	0.00
AIR FARE ECONOMY CLASS.	P/KM.	18.2	5.63
COMMUNICATION			
POSTAL ENVELOPE DOMESTIC	EACH	8.00	0.00
ENVELOPE FOR SAUDI ARABIA	EACH	49.63	0.00
POSTAL REGISTRATION CHARGES	EACH	28.00	0.00
U.M.S. REG CHARGES MIN.	EACH	58.18	0.00
T.C.S. CH. MIN.WITH IN ZONE	EACH	109.63	0.00
TELEPHONE CHARGES LOCAL CALL	P/CALL	3.94	0.00
TEL CHARGES OUT SIDE CITY	P/CALL	3.94	0.00
INTERNET CHARGES	P/HOUR	27.83	0.00
MOBILE CELL CHARGES	P/UNIT	3.07	0.00
FAX CHARGES (LOCAL)	P/PAGE	17.13	0.00
TELEPHONE SET AV. QLTY	EACH	749.13	0.59
MOBILE SET NOKIA/SONY/ERICSON/SAMSUNG WITHOUT CAMERA	EACH	2772.40	0.00
RECREATION AND CULTURE			
T.V. 20" COLORED WEGA H-A21.	EACH	19446.46	0.00
T.V 20" COLOR CHINA/KORIA)	EACH	11280.21	0.33
V.C.P. PANASONIC/LG/NAT	EACH	5436.31	0.00
DVD/VCD PLAYER PANASONIC/LG	EACH	4163.58	0.43
RADIO WITH C.PLAYER NATIONAL	EACH	2221.47	0.00
PERSONNEL COMPUTER (BRANDED)	EACH	43315.5	0.00
VID. CASSETTE BLK. TDK/SONY	EACH	144.9	0.00
COM. C.D. (TDK/IMATION)	EACH	53.39	0.00
TAPE RECORDER CASSETTE BLANK	EACH	46.52	0.00
VIDEO GAME SEGA 16 BYTE	EACH	1266.18	0.35
CINEMA A/C. HIGH CLASS	TICKET	82.98	0.00
CINEMA NON-A/C HIGH CLASS	TICKET	52.42	0.00
CABLE CHARGES	PER MONT	290	0.00
TV.LICENCE FEE DOMESTIC	YEARLY	420	0.00
ENGLISH BOOK CLASS V1	EACH	66.07	0.00
ENGLISH BOOK CLASS IX OR X	EACH	94.76	0.00
ENG. BOOK IST.YR COMPLETE SET	EACH	86.38	0.00
ENGLISH BOOK BA/B.SC	EACH	163.25	0.00
URDU BOOK CLASS V (T.B.BORD)	EACH	69.52	0.00
URDU BOOK CLASS IX/X(T.B.B)	EACH	101.19	0.00
URDU BOOK IST.YEAR/INTER	EACH	58.31	0.00
URDU BOOK BA/B.SC	EACH	144.5	0.00
MATHS BOOK CALSS V (T.B.B)	EACH	71.98	0.00
MATHS BOOK CLASS IX OR X	EACH	194.97	0.00
MATHS BOOK IST.YEAR (T.B.B)	EACH	145.04	0.00
PAKISTAN STUDIES BOOK BA/B.SC	EACH	150.5	0.00
DAILY "DAWN"	P/COPY	19	0.00

Contd.

7.11 Intercity Consumer Prices October, 2014

Description	Unit	Value in Rupees	
		Average	% Change
DAILY "JANG"	P/COPY	12	0.00
DAILY "NAWA-E-WAQT"	P/COPY	12	0.00
WEEKLY "AKHBAR-E-JAHAN"	P/COPY	55	0.00
WEEKLY "MAG"	P/COPY	45	0.00
MONTHLY "NAUNEHAL DIGEST"	P/COPY	35	0.00
PAPER FOOLSCAPE (27"x17")	QUIRE	37.46	0.00
EXERCISE.BOOK LINED 80/100 PGS	EACH	44.61	0.00
PENCILGOLDFISH/DEER	EACH	5.9	0.00
PEN INK DOLLOR 57 ML BOTTLE	EACH	21.25	0.00
PHOTOSTATE PAPER 70 GM	PRT	344.21	0.26
BALL PEN (local)	EACH	6.06	0.00
FOUNTAIN PEN HERO/WINGS/CHINA	EACH	42.07	1.11
EDUCATION			
PRIVATE SCHOOL FEE ENGLISH MEDIUM AVERAGE STANDARD (CLASS I)	PER MONTH	1158.76	0.00
PRIVATE SCHOOL FEE ENGLISH MEDIUM AVERAGE STANDARD (CLASS V)	PER MONTH	1287.94	0.00
PRIVATE SCHOOL FEE ENGLISH MEDIUM AVERAGE STANDARD (CLASS VI)	PER MONTH	1393.85	0.00
PRIVATE SCHOOL FEE ENGLISH MEDIUM AVERAGE STANDARD (CLASS X)	PER MONTH	1642.53	0.00
PRIVATE MEDICL COLLEGE FEE MBBS (1ST YEAR)	PER MONTH	44426.99	0.80
PRIVATE ENGINEERING COLLEGE FEE (ISTR YEAR)	PER MONTH	11971.7	1.57
GOVT. COLLEGE FEE 1ST. YEAR	MONTH	44.99	0.00
GOVT. COLLEGE FEE 4TH. YEAR	MONTH	59.03	0.00
GOVT. UNIVERSITY FEE MSC.	MONTH	401.64	0.00
GOVT. MED. COLLEGE FEE MBBS	MONTH	1302.55	0.00
GOVT. ENGG. COLL. FEE I YEAR	MONTH	1082.49	0.00
COACHING FEE FOR CLASS IX/X	PER MONTH	1165.4	0.00
COACHING CHARGES FOR CLASS 1ST YEAR/INTER (SCIENCE)	PER MONTH	1678.96	0.00
COACHING CHARGES FOR CLASS 1ST YEAR/INTER (COMMERCE)	PER MONTH	1425.28	0.00
I.T. TUITION FEES	PER MONTH	2448.1	0.00
MBA TUITION FEES	PER MONTH	6285.11	10.66
RESTAURANTS AND HOTELS			
BREAD TANDOORI ST. SIZE	EACH	7.58	0.00
COOKED MUTTON (AV. HOTEL)	PLATE	136.41	0.55
COOKED BEEF (AV. HOTEL)	PLATE	83.37	0.80
COOKED DAL (AV. HOTEL)	PLATE	49.16	0.24
CHICKEN BIRYANI FULL/DOUBLE	PLATE	123.57	0.00
TEA PREPARED (ORDINARY)	CUP	18.09	0.50
MISCELLANEOUS GOODS AND SERVICES			
HAIRCUT CHARGES FOR MEN	P/CUT	70.72	0.44
BEAUTY PORL HAIR STYL CHARGE	P/STY.	259.81	0.13
SHAVING CHARGES	PER SHV	37.55	0.00
LIPSTICK S.MISS/MEDORA	EACH	104.88	0.12
NAIL POLISH S.MISS/MEDORA	EACH	85.06	0.00
PERFUME MED.SIZE MEDORA/BROACH	EACH	154.82	0.49
HAIR-OIL AMLA/CHAMBELI	BOTTLE	107	0.71
TOILET SOAP LUX 95 GRAMS	EACH	40.38	0.00
TOILET SOAP LIFEBOUY 140 GRM	EACH	36	0.00
TOILET SOAP SAFEGUARD BATH SIZE	EACH	47.75	0.15
TOOTHPASTE MACKLINES 70 GRM	EACH	50	0.00
TOOTHPAST MED SIZE CLGATE 70 GMS	EACH	59.97	1.18
TOOTHBRUSH SHEILD A/PLAUQUE	EACH	38.98	0.00
TOOTHPOWDER DENTONIC 90 GRM	EACH	25.9	0.58
HAIR-COLOUR BEGIN (6 GMS)	EACH	94.05	0.00
HAIR COLOUR (KALAKOLA)	BOTTLE	122.13	1.24
FACECREAM PONDS (MEDIUM)	EACH	110.88	0.00
TALC POWDER VICE ROAY,B.CAT	EACH	131.25	0.09
BLADE TREET ORDINARY 10'S	PKT.	33.51	0.00
BLADE 7-O-CLOCK STAIN. 5'S	PKT.	33.29	0.00
SHAMPOO SUNSILK/PAINTIN 100 ML	BOTTLE	108.25	0.00
BEAUTY CREAM (FAIR & LOVELY)	EACH	125.08	0.00
HAIR REMOVING CREAM (EU-CREAM)	TUBE	60.81	0.41
GEL MEDIUM SIZE	BOTTLE	89	0.28
DISPOSABLE RAZOR GILLET-II	EACH	38.89	0.36
SHAVING CREAM TOUCH-ME/ADM.	EACH	59.25	0.20
GOLD TEZABI 24 CT	10 GM.	41705.96	0.18
SILVER TEZABI 24 CT	10 GM.	673.92	-2.01
ARTIFICIAL JEWELLARY SET	SET	682.94	1.39
WRIST WATCH GENTS CITIZEN (ORIGINAL) ***	EACH	3418.39	0.36
WRIST WATCH LADIES CITIZEN (ORIGINAL) ***	EACH	3390	0.15
WALL CLOCK QUARTZ AV.QLTY	EACH	524.9	0.48
SUITCASE REXIN (24"x16"x6")	EACH	1056.05	0.86
TRUNK MEDIUM SIZE ***	EACH	1561.92	0.48
PURSE LADIES (LEATHER) AVERAGE QUALITY	EACH	658.03	1.74

8. PUBLIC FINANCE

8.1 Customs Revenue Receipts

(Million Rupees)

S.No.	Description	Annual				
		2009-10	2010-11	2011-12	2012-13	2013-14
1	Meat, fish and their preparations	41.12	54.90	93.75	151.69	253.87
2	Milk, butter, cheese and honey	1370.56	2769.09	2478.59	2235.00	2879.15
3	Fruits, nuts and vegetables	1340.92	1265.68	1427.16	1554.43	2368.46
4	Coffee, nuts and vegetables	2736.07	3542.19	3547.64	3730.56	3713.70
5	Oil-seeds and miscellaneous fruits	100.26	150.60	120.73	146.20	176.67
6	Vegetable plaiting materials	442.08	472.21	616.43	868.55	998.91
7	Animal and vegetable fats and oil	15512.16	17262.76	18417.04	20247.00	20658.72
8	Sugar and confectionery	211.88	285.07	372.89	291.17	383.73
9	Edible, preparation of cereal & vegetables	2452.93	2862.84	2916.04	3099.12	3991.29
10	Beverages, spirits and vinegars	160.84	221.28	192.14	176.65	179.36
11	Residues on waste from the food industries prepared animal fodder	91.93	61.26	53.16	59.44	141.58
12	Tobacco	256.98	494.52	251.94	144.14	213.57
13	Mineral, fuel, oils and products thereof	19021.22	21401.96	19140.05	20398.80	16760.58
14	Chemicals and chemical products	6666.36	6870.42	6798.82	7327.76	8239.32
15	Pharmaceutical products	1429.65	1565.36	1822.78	1893.71	2111.88
16	Dyes, colours, paints and varnishes	2418.02	2681.43	2538.32	2671.14	3611.13
17	Perfumery, soap and toilet preparations	4303.13	4908.71	3912.94	3778.08	4894.55
18	Albuminodal substances modified stareehes gulesenzymes	174.67	196.53	202.99	215.36	287.14
19	Matches and other explosives	34.88	39.84	22.32	22.61	25.30
20	Photographic and cinematographic goods	1250.49	1336.10	1178.39	1254.43	1583.89
22	Rubber and articles thereof	1710.06	2147.93	2352.45	8820.77	2395.14
23	Leather articles and footwear	1139.60	1835.37	1937.81	2143.80	2051.86
24	Wood & articles of wood wood charcoal	481.10	552.34	557.80	2010.44	542.99
25	Wood, paper and stationery	5001.87	7423.54	6730.50	475.48	6085.09
26	Silk yarn and fabrics	146.12	205.57	130.81	5357.43	139.29
27	Fabrics of wool, flax ramle metal vegetable	262.87	394.64	473.08	136.97	706.41
28	Cotton, Textile fabrics, Paper Yarn	91.55	340.77	786.13	490.74	2065.56
29	Yarn and fabrics of man-made fiber	4072.87	7666.13	7616.66	1422.08	8773.16
30	Carpets & other floor covering	289.14	345.04	432.76	6523.28	285.80
31	Special Woven Fabrics and Variety (58)	222.49	388.49	434.56	274.42	352.95
31	Plastic and articles thereof	7219.28	8831.53	8807.12	349.73	11055.67
32	Textile articles including knitted & crocheted goods	1323.39	2142.72	2254.15	1969.33	2627.81
33	Other madeup textile articles, set worm clothing & textile articles rugs	762.91	1255.90	1336.37	1093.49	1375.49
34	Glass and earthen-ware	2794.13	3132.55	3522.41	3198.22	4459.56
35	Precious metal, stones, pearls & imitation jewellery	90.78	95.09	28.71	40.01	65.58
36	Iron and steel manufactures	10920.60	9677.83	10048.48	10545.65	9211.16
37	Metals other than gold,silver,iron & steel	999.53	1386.38	1144.22	1253.23	1866.33
38	Cutlery, tools articles of base metals	847.20	1038.53	1002.80	1015.61	1324.08
39	Machinery and mechanical appliances	10468.17	10928.56	11605.92	12362.55	13742.20
40	Electric machinery and equipment	9442.90	9528.38	9928.03	10396.39	11325.52
41	Railway and tramway plant and rolling stock	29.06	25.04	125.87	393.05	447.75
42	Motor and other vehicles	25234.13	28097.49	43090.45	42305.56	36314.43
43	Ships, boats and aircraft's	60.68	136.17	117.96	108.57	79.44
44	Clocks and watches and parts thereof	56.51	66.18	47.19	60.14	66.04
45	Arms and ammunitions	371.66	498.63	464.96	507.58	317.19
46	Toys, games and sports goods	408.91	416.83	324.33	278.43	346.34
47	Sub-total (1 to 46)	144463.66	167000.38	181405.65	183798.79	191495.64
48	All other articles	22808.02	26179.32	46869.49	66022.29	58234.50
49	Gross Collection (47 to 48)	167271.68	193179.70	228275.14	249821.08	249730.14
50	Refund & Rebates	5782.91	8527.42	8453.67	10362.12	8731.76
51	Net collection (54-55)	161488.77	184652.28	219821.47	239458.96	240998.38
52	Total imports duty	156554.36	179722.75	213285.30	...	233783.87
53	1 % Ware House Charges	995.88	1598.29	1660.09	...	1182.93
54	Miscellaneous	2987.49	3636.25	3870.35	...	4469.01
55	Export duties	862.40	390.71	471.07	...	475.78
56	25% Export Development Charges	3691.55	5174.30	5291.13	...	6119.22
57	Regularity Duty	2179.98	2544.84	2111.14	...	3699.32

Contd.

8.1 Customs Revenue Receipts

(Million Rupees)

S.No.	Description	Monthly			
		Oct, 2013	Nov, 2013	Dec, 2013	Jan,2014
1	Meat, fish and other preparations	21.76	32.52	35.35	32.94
2	Milk, Butter, Cheese and Honey	127.17	379.57	288.16	312.07
3	Fruits, nuts and vegetables	196.76	213.28	148.76	194.20
4	Coffee, nuts and vegetables	234.07	290.14	299.14	385.08
5	Oil-seeds & miscellaneous fruits	10.5	14.76	20.07	22.27
6	Vegetable plaiting Materials	99.32	81.35	88.52	99.57
7	Animal and vegetable fats and oil	1660.22	1700.2	1595.33	1819.06
8	Sugar and confectionery	19.53	22.02	26.43	39.63
9	Edible, preparation of cereals and vegetables	300.57	279.87	295.98	435.62
10	Beverages, spirits and vinegars	13.76	12.97	6.47	24.03
11	Residues an Waste from the food industries, Prepared animal fodder	6.13	9.5	4.2	10.15
12	Tobacco	25.86	6.64	15.07	17.14
13	Minerals, fuel, oils and products thereof	1332.55	1777	1582.01	978.80
14	Chemicals and chemicals products	633.69	630.57	666.24	756.28
15	Pharmaceutical products	190.52	209.33	207.02	173.60
16	Dyes, colours, paints and varnishes	254.33	290.45	315.44	350.96
17	Perfumery, soap and toilet preparations	307.82	425.86	349.31	461.16
18	Albuminoidal substances modified stareches, glues,enzymes	18.61	22.79	21.36	28.41
19	Matches and other explosives	1.39	3.9	0.21	2.51
20	Photographic and cinematographic goods	88.72	140.22	124.81	137.66
21	Plastic and articles thereof	720.55	834.24	890.11	1050.62
22	Rubber and articles thereof	187.23	230.39	225.18	242.94
23	Leather articles and footwear	168.99	181.09	141.43	150.31
24	Wood & articles of wood; wood charcoal	42.63	47.07	60.07	41.45
25	Wood, paper and stationery	391.84	529.92	476.82	500.87
26	Silk yarn and fabrics	12.47	3.86	10.44	9.32
27	Fabrics of Wool, flax, ramle metal, vegetable	43.16	48.98	48.16	72.87
28	Cotton, textile, fibre & other paper & veg yarn	132.46	171.08	165.49	146.52
29	Yarn and fabrics of man-made fiber	612.49	711.39	697.47	946.53
30	Carpets & other floor covering	18.48	21.56	19.07	26.10
31	Special Woven Fabrics and Variety	25.25	31.96	29.07	31.82
32	Textile articles including knitted & crocheted goods	185.69	202.34	251.86	256.56
33	Other made up textile articles;set;worn colothng & textile articles;rugs	109.78	141.53	152.15	148.64
34	Glasses and earthen/ware	276.15	326.11	371.61	465.09
35	Precious metals,stones,pearls & imitation jewellery	3.68	5.05	4.03	4.30
36	Iron & steel manufactures thereof	549	833.05	720.18	855.07
37	Metals other than gold, silver, iron & steel	127.56	147.09	144.23	206.34
38	Cutlery, tools articles of base metals	105.54	103.1	91.37	141.08
39	Machinery and mechanical appliances	925.94	1162.79	1111.75	1277.62
40	Electric machinery and equipment	689.75	904.75	887.17	989.67
41	Railway and tramway plant and rolling stock	4.31	20.23	19.56	53.35
42	Motor and other vehicles	2343.7	3098.45	2443.91	3670.28
43	Ships, boats and Air crafts	0.97	11.03	3.89	3.06
44	Clocks, watches and parts thereof	3.99	6.43	8.57	5.90
45	Arms and ammunitions	17.59	17.37	34.53	23.09
46	Toys, games and sports goods	27.01	25.81	29.49	33.66
47	Sub total (1 to 46)	13269.49	16359.61	15127.49	17634.20
48	All other articles	4352.01	2996.06	8146.06	2214.31
49	Total Import Duty	...	18184.41	22100.53	18631.65
50	Warehouse Charges	...	84.01	113.87	96.82
51	Regularity Duty	...	319.21	188.38	255.12
52	Miscellienous	...	233.84	293.72	273.14
53	0.25 % Export Development Charges	...	519.54	529.47	533.45
54	Export Duties	...	14.65	47.56	58.30
55	Gross	17621.50	19355.64	23273.54	19848.48
56	Refund	230.93	17.48	37.27	19.96
57	Rebate	940.63	603.04	742.89	897.15
58	Refund & Rebate	1171.56	620.52	780.16	917.11
59	Net	16449.94	18735.12	22493.38	18931.37

Contd.

8.1 Customs Revenue Receipts

(Million Rupees)

S.No	Description	Monthly			
		Feb,2014	Mar,2014	Apr,2014	May,2014
1	Meat, fish and other preparations	22.62	16.70	22.21	14.05
2	Milk, Butter, Cheese and Honey	277.82	266.93	133.68	282.79
3	Fruits, nuts and vegetables	193.84	234.99	305.55	194.91
4	Coffee, nuts and vegetables	385.55	358.68	308.61	303.36
5	Oil-seeds & miscellaneous fruits	11.37	10.63	8.11	12.78
6	Vegetable plaiting Materials	92.50	110.75	83.51	46.12
7	Animal and vegetable fats and oil	1449.54	1567.08	1802.42	1344.88
8	Sugar and confectionery	42.82	35.96	36.4	43.77
9	Edible, preparation of cereals and vegetables	319.72	395.18	436.68	310.4
10	Beverages, spirits and vinegars	12.86	14.23	16.83	30.13
11	Residues an Waste from the food industries, Prepared animal fodder	8.58	19.59	16.22	7.27
12	Tobacco	13.29	21.65	15.72	3.74
13	Minerals, fuel, oils and products thereof	2048.10	1258.04	575.51	1854.4
14	Chemicals and chemicals products	703.27	805.69	794.45	757.32
15	Pharmaceutical products	161.30	188.93	201.58	191.63
16	Dyes, colours, paints and varnishes	311.48	308.93	326.89	345.83
17	Perfumery, soap and toilet preparations	450.68	461.02	474.55	536.36
18	Albuminoidal substances modified starches, glues,enzymes	27.11	27.06	34.66	24.68
19	Matches and other explosives	0.22	1.84	12.72	0.07
20	Photographic and cinematographic goods	151.16	130.31	144.13	113.82
21	Plastic and articles thereof	978.07	1004.41	980.76	1103.6
22	Rubber and articles thereof	211.04	179.29	192.31	171.73
23	Leather articles and footwear	223.06	61.62	119.87	190.13
24	Wood & articles of wood; wood charcoal	44.14	46.41	60.84	49.56
25	Wood, paper and stationery	545.86	540.89	555.57	603.56
26	Silk yarn and fabrics	18.38	6.77	12.75	12.36
27	Fabrics of Wool, flax, ramle metal, vegetable	79.65	50.92	73.59	81.25
28	Cotton, textile, fibre & other paper & veg yarn	167.00	108.81	266.55	317.3
29	Yarn and fabrics of man-made fiber	840.26	732.85	854.56	831.16
30	Carpets & other floor covering	22.77	32.97	28.18	30.54
31	Special Woven Fabrics and Variety	25.48	23.82	29.42	36.08
32	Textile articles including knitted & crocheted goods	247.26	179.93	219.66	275.75
33	Other made up textile articles;set;worn colothing & textile articles;rugs	105.74	100.54	95.37	108.31
34	Glasses and earthen/ware	431.32	352.24	428.19	418.61
35	Precious metals,stones,pearls & imitation jewellery	5.50	3.47	5.95	5.57
36	Iron & steel manufactures thereof	634.79	830.21	875.39	1062.45
37	Metals other than gold, silver, iron & steel	224.91	201.53	141.58	172.24
38	Cutlery, tools articles of base metals	124.87	107.49	117.84	131.5
39	Machinery and mechanical appliances	1341.85	1153.93	1197.33	1320.77
40	Electric machinery and equipment	928.40	919.89	938.05	1161.31
41	Railway and tramway plant and rolling stock	5.88	7.52	216.85	2.1
42	Motor and other vehicles	2917.22	3473.89	3010.08	2849.85
43	Ships, boats and Air crafts	1.27	2.21	3.98	4.22
44	Clocks, watches and parts thereof	4.46	6.75	5.7	7.62
45	Arms and ammunitions	36.83	26.03	52.06	16.93
46	Toys, games and sports goods	28.70	17.31	34.19	37.08
47	Sub total (1 to 46)	16878.54	16405.89	16267.05	17419.89
48	All other articles	1811.52	6609.20	6609.31	4302.29
49	Total Import Duty	17053.20	21670.70	17630.14	20353.8
50	Warehouse Charges	101.20	99.04	108.59	97.63
51	Regularity Duty	566.26	160.35	355.07	267.08
52	Miscellienous	394.76	507.01	348.68	439.57
53	0.25 % Export Development Charges	521.79	524.33	489.93	509.18
54	Export Duties	52.83	53.75	41.48	54.93
55	Gross	18690.04	23015.18	18973.89	21722.19
56	Refund	15.34	21.85	15.66	17.99
57	Rebate	799.51	625.33	550.22	535.5
58	Refund & Rebate	814.85	647.18	565.88	553.49
59	Net	17875.19	22368.00	18408.01	21168.70

Contd.

8.1 Customs Revenue Receipts

(Million Rupees)

S.No	Description	Monthly				
		Jun,2014	Jul,2014	Aug,2014	Sep,2014	Oct,2014
1	Meat, fish and other preparations	14.84	12.98	19.81	26.68	30.89
2	Milk, Butter, Cheese and Honey	271.74	427.71	272.58	179.07	345.79
3	Fruits, nuts and vegetables	189.68	262.03	175.33	253.75	298.69
4	Coffee, nuts and vegetables	351.35	283.77	310.15	403.13	370.42
5	Oil-seeds & miscellaneous fruits	28.60	19.74	182.22	171.81	67.77
6	Vegetable plaiting Materials	50.11	58.24	64.24	68.06	76.25
7	Animal and vegetable fats and oil	2585.21	1352.52	1828.05	2104.21	1855.01
8	Sugar and confectionery	39.63	43.18	42.42	39.95	37.47
9	Edible, preparation of cereals and vegetables	360.69	423.37	425.45	407.18	433.37
10	Beverages, spirits and vinegars	17.87	17.77	26.71	27.21	7.07
11	Residues an Waste from the food industries, Prepared animal fodder	42.13	250.55	252.85	384.32	139.78
12	Tobacco	29.26	4.64	10.17	32.90	9.95
13	Minerals, fuel, oils and products thereof	1719.55	404.45	1612.87	1538.05	1554.15
14	Chemicals and chemicals products	666.81	755.49	857.95	867.72	946.05
15	Pharmaceutical products	153.68	190.44	225.55	229.62	210.96
16	Dyes, colours, paints and varnishes	346.80	344.16	399.82	317.39	278.21
17	Perfumery, soap and toilet preparations	449.51	449.21	574.62	539.57	591.89
18	Albuminoidal substances modified starches, glues,enzymes	26.33	43.94	44.39	36.97	45.80
19	Matches and other explosives	0.07	0.34	0.18	0.36	1.86
20	Photographic and cinematographic goods	144.56	146.92	170.59	157.64	154.68
21	Plastic and articles thereof	1136.35	1052.05	1235.66	1035.36	1029.67
22	Rubber and articles thereof	223.08	236.40	306.82	303.35	274.98
23	Leather articles and footwear	248.47	224.64	183.57	339.28	258.17
24	Wood & articles of wood; wood charcoal	55.75	50.18	61.16	64.98	56.27
25	Wood, paper and stationery	603.37	605.24	716.91	806.02	722.50
26	Silk yarn and fabrics	21.48	21.54	19.81	22.04	24.48
27	Fabrics of Wool, flax, ramle metal, vegetable	74.03	74.60	76.38	85.35	91.14
28	Cotton, textile, fibre & other paper & veg yarn	113.25	72.30	56.99	61.44	71.51
29	Yarn and fabrics of man-made fiber	790.60	1090.82	1077.94	1011.16	993.00
30	Carpets & other floor covering	23.80	26.47	24.07	24.61	24.42
31	Special Woven Fabrics and Variety	34.21	41.96	43.70	43.95	37.91
32	Textile articles including knitted & crocheted goods	276.07	246.39	258.34	355.29	368.43
33	Other made up textile articles;set;worn cololthing & textile articles;rugs	110.79	86.55	142.87	147.60	128.63
34	Glasses and earthen/ware	396.39	477.58	474.52	514.30	453.06
35	Precious metals,stones,pearls & imitation jewellery	12.63	9.93	6.06	5.62	10.76
36	Iron & steel manufactures thereof	1009.74	926.77	1198.61	1341.61	1155.63
37	Metals other than gold, silver, iron & steel	161.12	162.86	226.02	201.35	202.87
38	Cutlery, tools articles of base metals	140.52	136.48	126.66	133.03	124.70
39	Machinery and mechanical appliances	1311.33	1290.88	1462.62	1604.48	1530.84
40	Electric machinery and equipment	1616.02	1772.51	2272.13	2327.26	1877.58
41	Railway and tramway plant and rolling stock	102.07	197.67	76.66	18.70	133.19
42	Motor and other vehicles	4154.50	2490.15	3913.49	4299.60	3895.38
43	Ships, boats and Air crafts	33.74	17.44	109.90	125.67	87.13
44	Clocks, watches and parts thereof	4.21	4.33	4.14	5.38	4.29
45	Arms and ammunitions	38.82	12.76	44.37	50.76	25.90
46	Toys, games and sports goods	38.82	41.25	31.84	36.31	31.17
47	Sub total (1 to 46)	20219.58	16861.20	21647.20	22750.09	21069.67
48	All other articles	12152.68	1053.88	1112.05	4378.10	1506.27
49	Total Import Duty	30091.19	16880.19	21536.14	25195.40	21263.33
50	Warehouse Charges	71.64	51.06	60.90	81.84	76.79
51	Regularly Duty	362.43	374.05	409.68	448.88	394.35
52	Miscellienous	1199.07	206.77	234.30	836.78	269.70
53	0.25 % Export Development Charges	557.62	392.42	491.84	537.22	504.42
54	Export Duties	90.28	10.59	26.39	28.06	67.32
55	Gross	3272.23	17915.08	22759.25	27128.18	22575.91
56	Refund	45.48	97.21	23.30	137.90	3.67
57	Rebate	167.88	1038.57	1060.12	922.04	746.40
58	Refund & Rebate	213.36	1135.78	1083.42	1059.94	750.07
59	Net	3058.87	16779.30	21675.83	26068.24	21825.84

Source: Federal Board of Revenue, Islamabad.

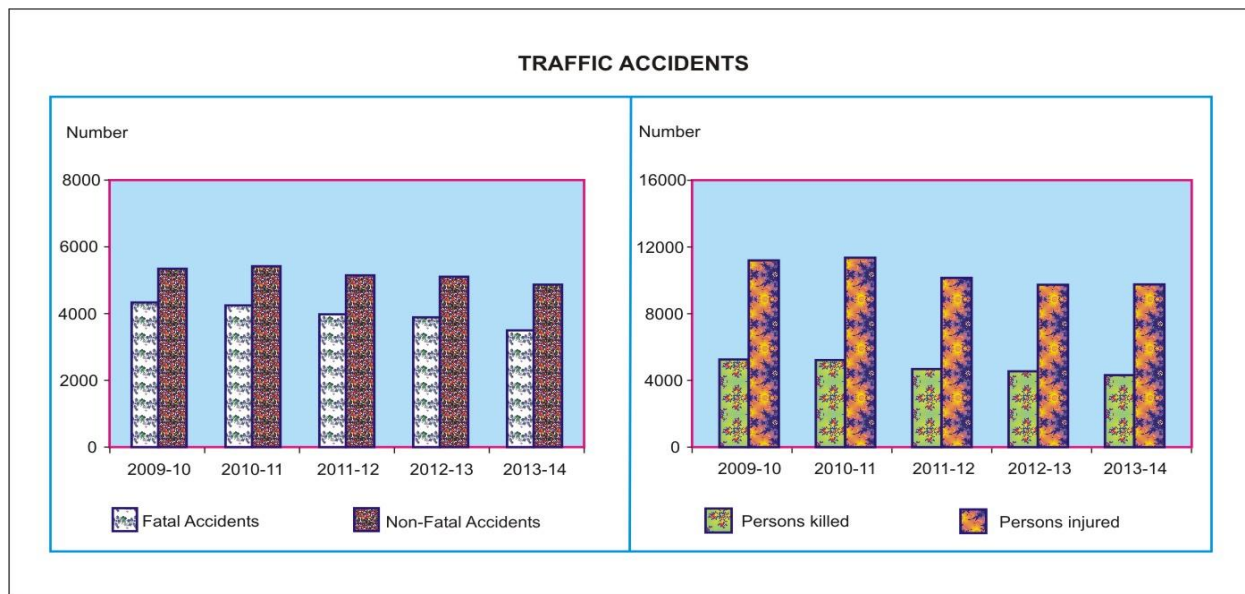
9. SOCIAL

9.1 Data on Traffic Accidents

Year/Month	Total Number of Accidents	Accident		Persons		Total Number of Vehicles Involved
		Fatal	Non - Fatal	Killed	Injured	

PAKISTAN

2009-10	9747	4378	5369	5280	11173	10496
2010-11	9723	4280	5443	5271	11383	10822
2011-12	9140	3966	5174	4758	10145	9986
2012-13*	8988	3884	5104	4719	9710	9876
2013-14	8359	3500	4859	4348	9777	9423
2013 Oct	827	345	482	410	969	906
Nov	704	289	415	356	814	798
Dec	717	326	391	381	810	802
2014 Jan	723	329	394	392	807	791
Feb	504	199	305	258	643	561
Mar	526	217	309	290	654	611
Apr	607	235	372	331	759	705
May	617	231	386	311	773	730
Jun	712	291	421	377	905	821
Jul	674	265	409	336	752	778
Aug	613	246	367	310	855	699
Sep	606	245	361	284	732	695
Oct	771	312	459	376	1012	896



Note: Data from July,2012 onward includes ICTs.

* Included Islamabad

Contd.

9.1 Data on Traffic Accidents

Year/Month	Total Number of Accidents	Accident		Persons		Total Number of Vehicles Involved
		Fatal	Non - Fatal	Killed	Injured	
2012-13	201	107	94	109	180	212
2013-14	256	120	136	132	206	256
ISLAMABAD						
2013 Oct	29	13	16	14	20	29
Nov	16	6	10	6	13	16
Dec	18	9	9	12	16	18
2014 Jan	21	14	7	17	36	21
Feb	16	5	11	5	20	16
Mar	13	5	8	5	13	13
Apr	24	10	14	12	23	24
May	22	8	14	8	18	22
Jun	20	11	9	11	13	20
Jul	17	12	5	13	17	18
Aug	9	5	4	6	6	9
Sep	10	4	6	4	8	10
Oct	22	9	13	10	19	22
PUNJAB						
2009-10	5344	2590	2754	3083	5856	5344
2010-11	5420	2591	2829	3167	5809	5420
2011-12	4990	2361	2629	2888	5071	4990
2012-13	4587	2213	2374	2692	4515	4587
2013-14	3696	1717	1979	2145	3941	3696
2013 Oct	390	167	223	193	391	390
Nov	336	148	188	180	335	336
Dec	327	170	157	207	355	327
2014 Jan	350	178	172	217	394	350
Feb	203	93	110	136	252	203
Mar	233	102	131	123	295	233
Apr	258	106	152	135	232	258
May	235	101	134	145	273	235
Jun	267	118	149	158	290	267
Jul	235	113	122	140	216	235
Aug	229	105	124	126	272	229
Sep	233	112	121	134	306	233
Oct	324	145	179	169	430	324
SINDH						
2009-10	1465	883	582	1031	1261	1580
2010-11	1270	758	512	927	1071	1541
2011-12	1054	681	373	756	681	1121
2012-13	935	582	353	696	637	960
2013-14	945	613	332	791	893	1103
2013 Oct	94	66	28	80	75	95
Nov	72	48	24	66	60	83
Dec	97	59	38	66	59	103
2014 Jan	79	53	26	59	54	92
Feb	66	39	27	50	42	83
Mar	70	43	27	56	62	88
Apr	66	42	24	98	158	92
May	72	45	27	55	83	113
Jun	70	47	23	70	136	91
Jul	72	46	26	60	51	84
Aug	65	44	21	62	48	78
Sep	75	49	26	56	53	94
Oct	55	41	14	54	54	62

Contd.

9.1 Data on Traffic Accidents

Year/Month	Total Number of Accidents	Accident		Persons		Total Number of Vehicles Involved
		Fatal	Non - Fatal	Killed	Injured	
KHYBER P.K.						
2009-10	2559	712	1847	921	3560	3128
2010-11	2722	773	1949	986	4153	3479
2011-12	2772	785	1987	953	3913	3501
2012-13	2968	846	2122	1059	4016	3736
2013-14	3120	877	2243	1033	4257	3934
2013 Oct	286	85	201	94	408	356
Nov	256	75	181	87	373	336
Dec	250	74	176	82	351	322
2014 Jan	252	71	181	83	303	306
Feb	199	50	149	52	292	233
Mar	184	50	134	59	253	239
Apr	230	61	169	70	306	298
May	261	67	194	91	360	328
Jun	320	99	221	114	396	388
Jul	326	83	243	112	444	411
Aug	277	78	199	102	491	345
Sep	257	67	190	75	321	314
Oct	343	103	240	116	449	450
BALUCHISTAN						
2009-10	379	193	186	245	496	444
2010-11	311	158	153	191	350	382
2011-12	324	139	185	161	480	374
2012-13	297	136	161	163	362	381
2013-14	342	173	169	247	480	434
2013 Oct	28	14	14	29	75	36
Nov	24	12	12	17	33	27
Dec	25	14	11	14	29	32
2014 Jan	21	13	8	16	20	22
Feb	20	12	8	15	37	26
Mar	26	17	9	47	31	38
Apr	29	16	13	16	40	33
May	27	10	17	12	39	32
Jun	35	16	19	24	70	55
Jul	24	11	13	11	24	30
Aug	33	14	19	14	38	38
Sep	31	13	18	15	44	44
Oct	27	14	13	27	60	38

Source: Provincial Police Departments & ICT Police.

9.2 Data on Telecommunication 2014

Months	Distribution of Cellular Mobile Subscribers					
	Total	Moblink	Zong	Ufone	Telenor	Warid
Jan	133606004	37617798	24366879	25033285	33748975	12839067
Feb	134609592	37775100	24901387	24557841	34491019	12884245
Mar	136469886	38154534	25594413	24570563	35210948	12939428
Apr	137683211	38300475	25981940	24572998	35876539	12951259
May	139198479	38444357	26736308	24645598	36311451	13060765
Jun	139974754	38768346	27197048	24352717	36571820	13084823
Jul	140022516	38914005	27411737	24176583	36523951	12996240
Aug	138589661	38779034	27186703	23495150	36344492	12784282
Sep	137605819	38700176	26952302	23001127	36325193	12627021
Oct	138166955	39530345	20985261	22554332	36644862	12452155
Nov						
Dec						

Source : Pakistan Telecommunication Authority, Islamabad.

9.3 Visitors at Archaeological Museum in Pakistan

Area/ attraction	August,2014		September,2014		October,2014	
	Foreigner	National	Foreigner	National	Foreigner	National
PAKISTAN	643	165530	849	80814	1330	171124
ISLAMABAD	176	65109	263	30715	383	75544
Pakistan Museum of Natural History	14	12498	20	4420	16	5864
Lok Virsa Heritage Museum	110	13620	128	5708	205	17893
Pakistan Monument Museum	52	38991	115	20587	162	51787
PUNJAB	364	84873	493	38575	743	80417
Lahore Museum Lahore	154	23444	231	13185	282	27698
Allama Iqbal Library & Museum, Sialkot.	4	570	2	550	3	515
Museum, Taxila, Rawalpindi	139	16698	153	6310	167	6870
Museum, Harappa, Sahiwal.	4	8810	5	9300	31	6179
Allama Iqbal Museum, Javaid Manzil, Lahore	2	1129	6	1669	2	2474
PMDC Khewara Mines Museum, Chakwal	61	34222	96	7561	258	36681
SINDH	95	14074	67	10276	178	13691
National Museum of Pakistan, Karachi	13	1403	-	787	3	1874
Sindh Provincial Museum, Hyderabad.	21	2249	14	2172	19	2018
Museum, Banbhore, Thatta.	3	610	-	810	-	1110
Museum, Moenjodaro, Larkana.	1	4781	4	4584	4	6233
Museum Umerkot, Tharparkar.	1	2951	9	1483	2	2186
Quid-e-Azam Birth Place, Karachi.	*	*	*	*	*	*
Quid-e-Azam House Museum, Karachi.	56	2080	40	440	150	270
KHYBER PAKHTUNKHWA	8	1374	26	1213	26	1367
Peshawar Museum, Peshawar.	8	1160	26	1013	26	999
Museum Saidu Sharif, Swat.	Nil	Nil	Nil	Nil	Nil	Nil
Dir Museum, Chakdara	-	214	-	200	-	368
BALUCHISTAN	-	100	-	35	-	105
Museum Balochistan, Quetta.	-	100	-	35	-	105

* = Quaid-e-Azam Birth place is closed for purpose of renovation work therefore no person visited the monument
 .
 NIL = Due to Law and order situation.

Source:-Department of Archaeology and Museum,
 Government of Pakistan & Provincial Government

9.4 Visitors at Heritage Site in Pakistan

Area/ attraction	August,2014		September,2014		October,2014	
	Foreigner	National	Foreigner	National	Foreigner	National
PAKISTAN	466	186318	667	102872	712	166372
PUNJAB	384	166961	339	87800	545	127816
Jahangir's Tomb, Lahore	16	15300	13	3700	35	9600
Shalimar Garden, Lahore	55	26104	98	14604	100	36967
Royal Fort (Shahi Qila), Lahore	170	80000	70	46000	210	60000
Hiran Minar & Tank, Sheikhpura	-	20049	-	7886	2	8200
Harappa, Sahiwal	4	8810	5	9300	31	6179
Taxila, Rawalpindi	139	16698	153	6310	167	6870
SINDH	12	10232	23	8577	6	11029
Banbhore , Thatta.	3	610	-	810	-	1110
Makli Hill Monument, Thatta	7	1890	10	1700	-	1500
Moenjodaro, Larkana.	1	4781	4	4584	4	6233
Umerkot Fort, Tharparkar.	1	2951	9	1483	2	2186
KHYBER PAKHTUNKHWA.	70	9125	305	6495	161	27527
Remains of Takht-i-Bhai, Mardan	5	9000	5	6400	10	26800
Butkara Site Museum, Saidu Sharif, Swat	25	25	-	25	1	27
Julian Site, Haripur	40	100	300	70	150	700
BALUCHISTAN	-	-	-	-	-	-

Source: Department of Archaeology and Museum.
Government of Pakistan & Provincial Government.

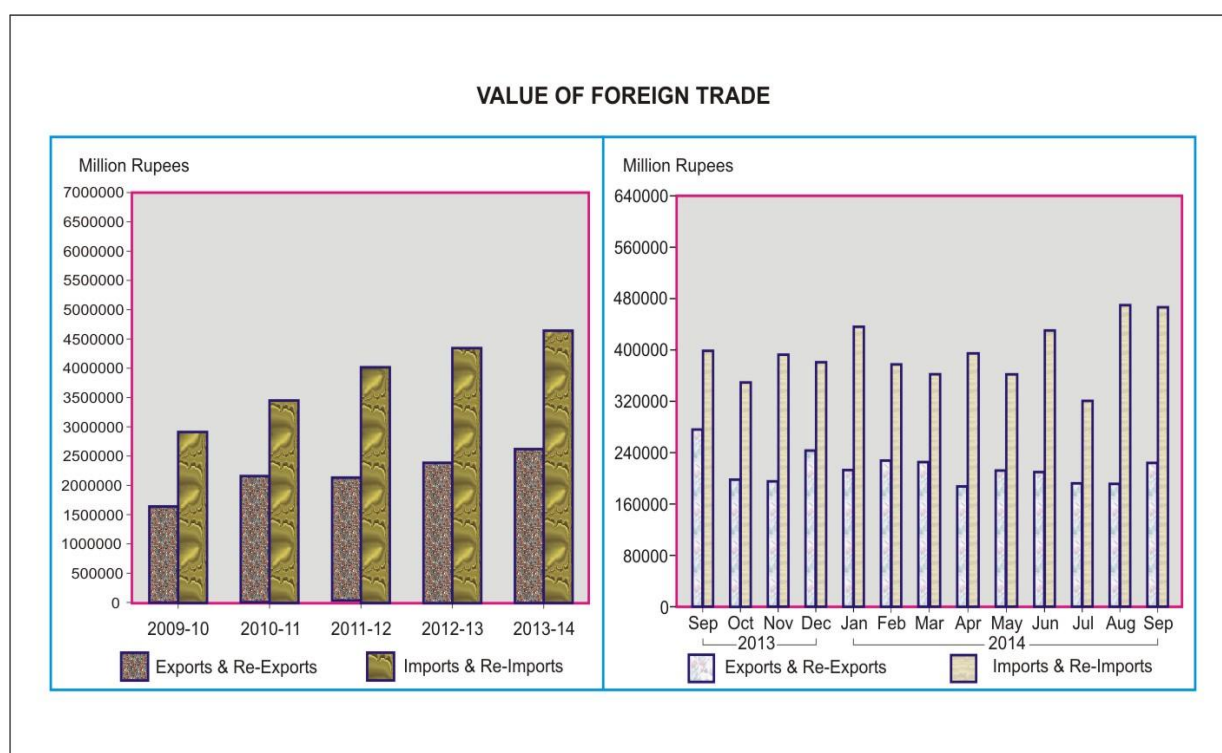
10. TRADE

10.1 Value of Foreign Trade

(Million Rupees)

Year / Month	Exports	Re-Exports	Imports	Re-Imports	Balance of Trade
2009-10	1617457.6	23470.1	2910975.3	14.3	-1270061.9
2010-11	2120846.7	30576.3	3455285.6	2072.6	-1305935.2
2011-12	2110605.5	18570.2	4009093.0	--	-1883049.0
2012-13	2366477.8	9946.3	4349879.5	--	-1973455.4
2013-14	2583463.2	16369.1	4630520.8	1855.7	-2032544.2
2013 Sep	275482.9	433.9	399041.6	--	-123124.8
Oct	197939.6	22.7	348471.0	--	-150508.7
Nov	193132.7	796.3	392509.9	--	-198580.9
Dec	241842.6	1544.2	380944.2	--	-137557.4
2014 Jan	214541.9	2618.4	435970.2	25.0	-218834.9
Feb	227292.7	1226.4	377909.2	22.4	-149412.5
Mar	223104.2	2577.1	362608.8	22.3	-136949.8
Apr	185909.4	2396.8	395104.7	113.5	-206912.0
May	208315.8	3769.7	361817.2	2.1	-149733.8
Jun	198680.7	2303.5	425228.9	1695.5	-225940.2
Jul	189756.5	2293.2	319670.1	1827.6	-129448.0
Aug	190351.2	1903.5	469537.5	1999.0	-279281.8
Sep	222613.8	1243.3	464876.3	1898.8	-242918.0

* Provisional



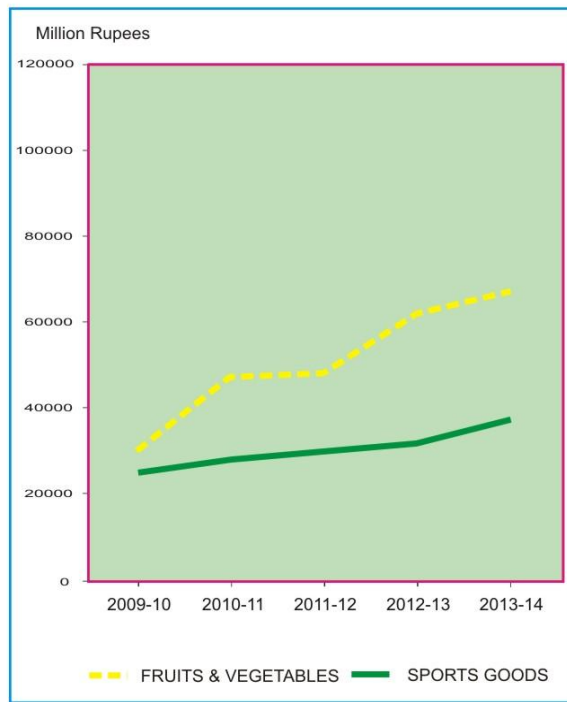
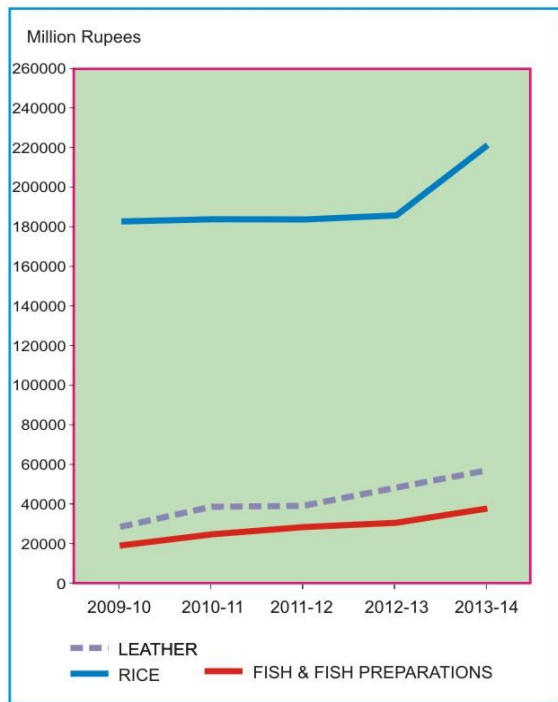
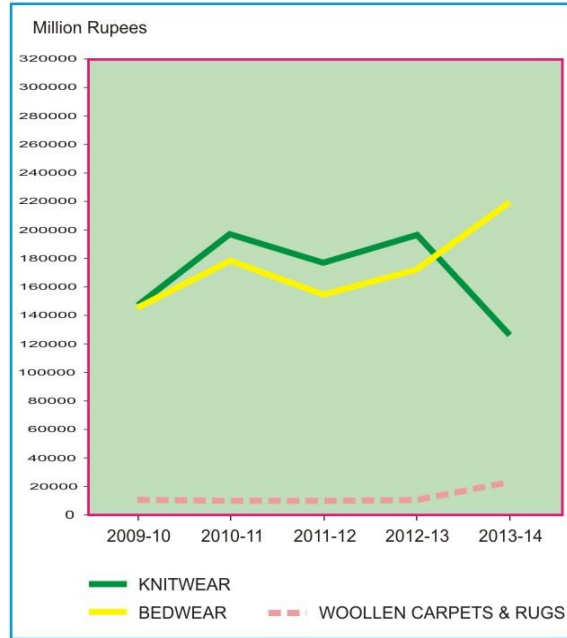
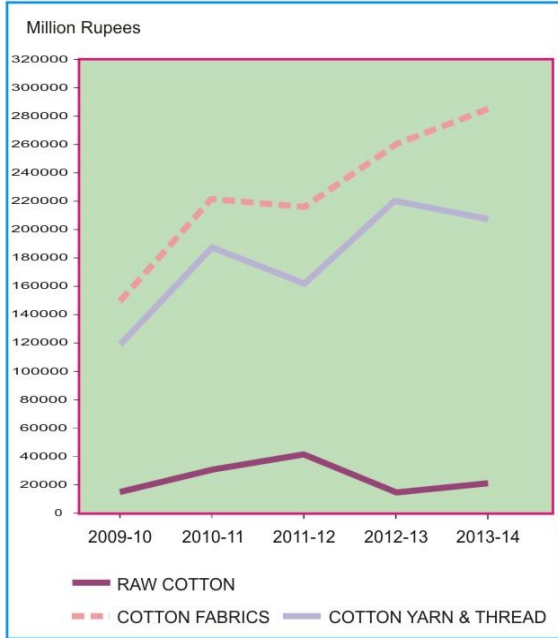
10.2 Exports by Commodity/Group

(Million Rupees)

Year/Month	Raw Cotton	Cotton Fabrics	Cotton Yarn and Thread	Knitwear	Bedwear	Woollen Carpets & Rugs	Leather	Rice	Fish & Fish Preparations	Fruits & Vegetables	Sports goods
2009-10	16365.5	150935.5	120767.9	147864.8	146195.1	11119.1	28698.3	183370.3	19049.8	30243.8	25020.8
2010-11	31168.4	224257.0	188271.8	197144.5	178596.0	11034.4	39744.3	184674.6	25313.9	47895.6	28208.4
2011-12	41392.6	218159.8	163403.5	176652.4	155108.3	10113.5	39841.2	184405.0	28597.6	48321.8	30241.0
2012-13	14888.1	260237.5	219017.0	197434.3	172724.2	11484.6	48455.7	186623.1	30759.1	62126.8	32375.2
2013-14	21352.5	285130.2	207199.9	235564.7	219961.7	12616.2	56496.4	222906.7	37917.6	66703.9	37259.6
2013 Sep	3396.8	27578.8	21064.4	19969.4	26637.1	1021.1	4620.3	14811.3	4409.1	4407.4	3234.5
Oct	1691.8	27969.1	18290.4	20122.3	17387.2	1142.9	4209.0	14828.6	3555.9	3158.4	1919.1
Nov	3269.7	20535.4	14937.1	17068.7	16817.9	1431.7	3887.3	14791.7	3093.1	4893.1	2070.2
Dec	2876.5	26186.3	20046.9	21784.5	20047.3	1632.9	5013.0	28049.8	3760.3	8715.9	3567.5
2014 Jan	1600.4	22358.8	14196.4	19638.3	18468.8	829.0	4012.3	28224.3	1872.6	11006.7	2925.7
Feb	949.8	25195.3	17868.1	18398.4	17692.2	1114.9	4796.9	25052.9	2478.5	8817.7	3570.0
Mar	1885.9	24921.0	18762.0	18398.4	18533.1	913.1	5283.2	21663.6	3069.5	7078.2	3529.0
Apr	1381.7	21209.4	13349.7	16875.5	15509.6	870.4	4988.7	17870.3	3836.9	3777.0	4012.3
May	752.2	22338.1	14704.1	24682.8	18870.4	1051.2	5943.4	16072.9	4180.2	3219.6	3781.1
Jun	135.7	19462.9	13335.5	20095.7	17627.5	739.2	5102.2	14747.0	3247.0	2668.0	3495.5
Jul	329.6	20936.9	13344.6	23137.3	19620.5	962.0	3845.4	12368.3	2091.6	2903.3	3440.3
Aug	1615.0	19224.8	16201.8	17462.7	15357.5	704.7	3762.2	10462.1	1976.3	3268.4	2383.9
Sep	3117.6	23207.9	17870.6	22584.1	20639.1	860.7	4785.7	13596.0	3865.8	3132.6	2853.2

* Provisional

EXPORTS BY COMMODITY/GROUP

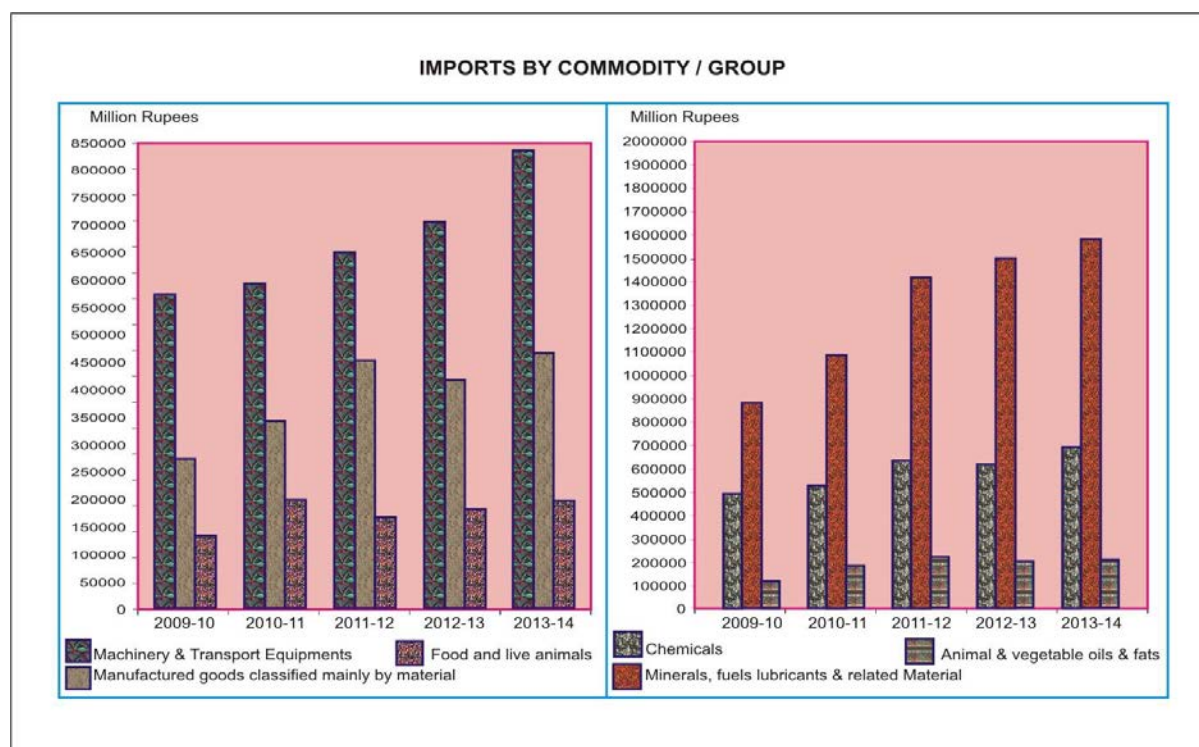


10.3 Imports by Commodity/Group

(Million Rupees)

Year/Month	Machinery and Transport equipment	Manufactured goods classified mainly by material	Food and Live animals	Chemicals	Mineral Fuels, Lubricants and related materials	Animal or Vegetable oils & fats
2009-10	616893.3	294972.2	141005.7	492227.1	883653.4	120975.4
2010-11	639389.0	369322.2	214132.4	528988.9	1084764.7	190133.7
2011-12	699993.9	482498.6	179555.6	637823.7	1420173.6	228731.4
2012-13	783966.3	444919.9	190555.4	621466.0	1504034.0	205311.0
2013-14	886479.3	496850.9	221052.9	691397.7	1570968.0	213427.6
2013 Sep	81804.4	36205.8	20413.5	56663.9	144168.3	14752.8
Oct	68217.6	35722.2	19060.5	52558.6	126158.0	17348.1
Nov	67752.0	43246.2	19899.0	64561.9	143066.2	18397.2
Dec	76466.1	42969.8	21181.1	62938.5	118317.5	13919.8
2014 Jan	94941.2	47693.4	21282.4	69775.1	130415.0	19813.3
Feb	65719.5	41569.2	18029.9	50805.3	132054.1	15645.9
Mar	66202.0	49455.2	22109.7	57946.6	102889.0	16516.7
Apr	80773.6	45007.3	17651.1	56791.1	130314.2	18553.8
May	71020.1	44858.7	14418.7	57466.7	121108.5	14707.6
Jun	84048.6	45276.6	21065.8	58056.7	148501.6	27051.9
Jul	64019.1	41103.5	21926.6	53074.5	94054.8	13988.1
Aug	89770.0	47987.5	21194.0	69577.2	164361.5	18946.4
Sep	84001.0	52860.9	32409.1	64611.4	151853.8	20450.8

* Provisional



10.4 Exports by Selected Commodities in Dollars

(In Thousand Dollar)

GROUPS/COMMODITIES	UNIT	SEPTEMBER, 2014		CUML, FROM JUL., 2014		SEPTEMBER, 2013		CUML, FROM JUL., 2013	
		QUANTITY	VALUE	QUANTITY	VALUE	QUANTITY	VALUE	QUANTITY	VALUE
		GRAND TOTAL							
		2175184		6000440		2617445		6695340	
A.PRIMARY COMMODITIES		324465		821126		325513		875857	
01.RICE	MT	206257	132848	554341	362744	228802	140726	635637	404635
(I) RICE BASMATI	MT	58036	68356	124869	154148	49674	51216	144666	154736
(II) RICE OTHER VARIETIES	MT	148221	64492	429472	208596	179128	89510	490971	249899
02.FISH AND FISH PREPARATIONS	KG	13708063	37773	28720504	78720	16551975	41893	33697250	85258
03.FRUILTS & VEGETABLES INCL.JUICES	KG	45387546	34083	1.86E+08	100709	83511135	44357	285417538	140309
(I) FRUILTS	KG	26252427	24698	1.06E+08	70319	53879958	31323	142016434	87877
(II) VEGETABLES	KG	14208731	5910	69129093	22374	27259596	10553	130464971	42113
(III) FRUIT & VEGETABLE JUICES	KG	4926388	3475	10150397	8017	2371581	2481	12936133	10319
04.WHEAT	MT					6540	2211	11352	3993
05.WHEAT FLOUR	MT	55106	23835	137081	62313	47224	18890	185668	63663
06.SPICES(INCL. CHILLIES)	KG	1224385	4664	2978689	11831	1545785	4611	3844042	11608
07.OIL SEEDS, NUTS AND KERNALS	KG	2156714	4251	3236042	6232	3043753	3942	13414928	10572
08.LEGUMINOUS VEGETABLE	KG					985800	956	3185765	2776
09.FLOWERS	KG	17077	45	84670	198	3674	10	45545	140
10.RAW HIDES AND SKINS	KG	5012	101	5012	101			564	13
11.RAW WOOL AND ANIMAL HAIR	KG	554348	725	2071368	2764	1272300	1627	3163371	3978
(I) RAW WOOL	KG	126924	189	425185	637	221287	377	643290	873
(II) ANIMAL HAIR	KG	427424	536	1646183	2127	1051013	1250	2520081	3105
12.CRUDE ANIMAL MATERIAL	KG	1040555	3041	3573665	10706	808907	3310	2768995	13515
13.CRUDE FERTILIZER	MT	1068	85	3771	300	575	87	2070	312
14.MOLASSES	KG			27607021	3616	89049830	10573	125524350	15381
15.RAW COTTON	MT	17928	30462	28951	49938	17638	32274	36915	65631
16.COTTON WASTE	MT	5707	7108	14092	17927	8812	10369	21797	25264
17.PETROLEUM CRUDE	MT	43837	37214	103177	90939				
18.MARBLES AND STONES	MT	43080	6603	116366	18126	57176	8474	157893	23685
19.TOBACCO	KG	513311	1626	1050232	3961	453240	1203	1714501	5125
(I) UN-MANUFACTURED	KG	492481	1542	1006807	3762	411992	1024	1638487	4822
(II) MANUFACTURED EXCL.CIGARETTE	KG	20830	84	43425	199	41248	179	76014	302
20.COKE	MT								
B.TEXTILES MANUFACTURES		1182414		3272753		1211787		3415183	
01.COTTON YARN	KG	62537230	174409	1.63E+08	467767	64723668	196548	194924750	592185
02.COTTON CLOTH	SQM	1.81E+08	226767	5.12E+08	631068	2.29E+08	262034	677407322	727786
03.ARTICLES OF APPAREL & CLOTHING ACCESSORIES (EXCL. KNITWEARS)	DOZ	2305745	159520	7411736	478173	2038643	151952	7074185	471282
04.ART SILK AND SYNTHETIC TEXTILES	SQM	31600792	35039	75892110	93285	15281534	17769	97963088	87952
05.COTTON THREAD	KG	50671	206	903222	3988	839758	3592	1901320	7753
06.TEXTILE FABRICS WOVEN(OTHER THAN COTTON & ARTIFICIAL FABRICS)	--		229		571		138		1095
07.TULE, LACE, EMBROIDERY ETC	--		1111		3317		977		3454
08.COTTON BAGS/SACKS	MT	528	949	2116	4130	501	837	1802	3329
09.TENTS & OTHER CANVAS GOODS	KG	9484347	24431	16585771	43523	2376658	5800	6572772	16693
10.BED WEAR	KG	30023150	201667	86330557	553985	39413898	253087	87002936	571651
11.TOWELS	KG	14447547	70351	39016142	185029	14724217	66240	38929875	177024
12.TEXTILE MADE UPS (EXCL. TOWELS & BED WEAR)	--		56056		151384		52546		160023
13.KNITWEARS	DOZ	9896113	220672	26710673	629670	9951640	189735	27142800	568747
14.WASTE MATERIAL OF TEXTILE FIBRES/FABRICS	KG	6596930	3400	13401875	7656	3240186	1972	9152204	5573
15.YARN OTHER THAN COTTON YARN	KG	1325568	4231	3469904	11157	1538661	5243	3642322	12418
16.KINTTED OR CROCHATED FABRICS	SQM	728990	3374	1671765	8048	1631733	3317	3393302	8219
C.OTHER MANUFACTURES		420532		1212116		871998		1744617	
01.CIGARETTES	THNO	1340	32	4342	92	10150	192	27609	535
02.LEATHER	SQM	2700104	46762	6179457	123328	2527401	43899	7340801	128914

Contd.

10.4 Exports by Selected Commodities in Dollars

(In Thousand Dollar)

GROUPS/COMMODITIES	UNIT	SEPTEMBER, 2014		CUML, FROM JUL., 2014		SEPTEMBER, 2013		CUML, FROM JUL., 2013	
		QUANTITY	VALUE	QUANTITY	VALUE	QUANTITY	VALUE	QUANTITY	VALUE
03.CARPETS,RUGS AND TAPESTRIES ETC	SQM	188998	8783	654590	26019	362038	10115	865598	28755
(I) WOOLLEN CARPETS AND RUGS	SQM	150713	8410	576534	25202	311137	9702	749234	28107
(II) WOOLLEN CARPET MACHINE MADE	SQM	4		1406	46	620	13	620	13
(III) TAPESTRY CLOTH	SQM								
(IV) CARPETS KNOTTED & OTHER	SQM	38281	373	76650	770	50281	400	115744	635
FLOOR COVERING									
04.PETROLEUM PRODUCTS	MT	97267	90485	241832	231750	417822	347518	563098	474510
05.FEEDING STUFF FOR ANIMALS	KG	31490829	6799	95098394	18884	61810292	19863	129535899	35460
06.CHEMICALS AND PHARMACEUTICAL PRODUCTS	--		79033		263559		203580		399390
(I) PLASTIC MATERIALS	KG	18383444	23282	45774143	61204	18632578	26411	59121638	83868
(II) PHARMACAUTICAL PRODUCTS.	KG	1260235	19651	3734761	49971	1518862	15743	4027484	42148
(III) FERTILIZER MANUFACTURES	MT								
(IV) OTHER CHEMICAL	--		36100		152383		161426		273375
07.RUBBER MANUFACTURES	--		977		2549		989		2740
08.PAPER AND PAPER BOARD	KG	2834531	5228	4476988	10270	743782	2124	3324047	10593
09.GUAR AND GUAR PRODUCTS	KG	2360357	5787	7181466	17354	1332036	4429	4924794	20389
10.CUTLERY	--		8035		21731		7096		21832
11.GOLD	GM								
12.COPPER AND ARTICLES THEREOF	--		16568		40575		14661		29460
13.MACHINERY & TRANSPORT EQUIPMENT (INCL.ENGINEERING ELECTRICAL GOODS)	--		18966		62878		28884		88890
(I) ELECTRIC FANS	NO	84648	1671	406333	7940	85416	1873	408253	8372
(II) TRANSPORT EQUIPMENT	--		822		2215		1039		4241
(III) OTHER ELECTRICAL MACHINERY	--		5577		24465		6569		27863
(IV) MACHINERY SPECIALIZED	--		2890		7070		2825		9889
PARTICULARS INDUSTRIES									
(V) AUTO PARTS	--		2070		4555		1973		5245
(VI) OTHER MACHINERY	--		5936		16634		14605		33280
14.FOOTWEARS	PAIR	1216289	9960	3556784	35785	1417689	9393	3863767	30545
(I) LEATHER FOOTWEAR	PAIR	552722	8228	1887286	31788	514505	7261	1704293	25575
(II) CANVAS FOOTWEAR	PAIR	8400	34	13310	54	1070	10	10211	50
(III) OTHER FOOTWEAR	PAIR	655167	1697	1656188	3943	902114	2122	2149263	4920
15.LEATHER MANUFACTURES(EXCL. LEATHER FOOTWEARS)	--		54383		158440		52392		165553
(I) LEATHER GLOVES	DOZ	614668	18584	1575292	50882	525975	13768	1977556	51036
(II) APPAREL & CLOTHING	DOZ	85814	34815	268406	104182	124595	37538	331951	110955
(III) OTHER LEATHER MANUFACTURES	KG	77702	984	219172	3376	90960	1086	305309	3563
16.HOUSE-HOLD EQUIPMENT	KG	418943	887	1262079	2539	288361	821	656924	1833
17.SPORTS GOODS	--		27879		86569		30732		81527
(I) FOOT BALLS COMPLETE	DOZ	253576	12423	745792	40259	260642	13605	719022	35380
(II) GLOVES (SPORTS)	DOZ	421330	10064	1046120	30068	307308	11874	750946	27776
(III) OTHER	--		5392		16242		5252		18371
18.SURGICAL GOODS,MEDICAL INSTRUMENTS AND APPLIANCES	NO	23138940	31313	60415380	80417	19310573	25415	61752815	81184
19.ONYX MANUFACTURED	KG	232159	547	659477	1987	202162	419	1138600	2181
20.HANDICRAFTS	--		20		2420		13		38
21.TEXTILE PRODUCT & ARTICLE FOR TECHNICAL USE	KG	19732	149	60118	392	6189	36	70565	395
22.BOOKS AND PRINTED MATTERS	--		552		1474		355		1640
23.PIG IRON	MT			45	36	210	160	301	231
24.PRECIOUS/SEMI-PRECIOUS STONE	GM	1433437	808	3757760	2146	1308996	812	2595400	1759
25.JEWELLERY	--		697		1920		57756		112437
26.ARTICLES OF PLASTIC	KG	2089934	4977	7013997	16550	3256631	9834	8031779	22017
27.FURNITURE	NO	18760	733	61023	1890	19037	423	42924	1308
28.PARTS OF FOOTWEAR	--		172		561		86		500
D.OTHERS	--		247773		694445		208146		659683

10.5 Exports by Selected Commodities in Rupees

(In Thousand Rupees)

GROUPS/COMMODITIES	UNIT	SEPTEMBER, 2014		CUMUL, FROM JUL, 2014		SEPTEMBER, 2013		CUMUL, FROM JUL., 2013	
		QUANTITY	VALUE	QUANTITY	VALUE	QUANTITY	VALUE	QUANTITY	VALUE
GRAND TOTAL			222613794		602721555		275482941		690085175
A.PRIMARY COMMODITIES			33206604		82589556		34259923		90191101
01.RICE	MT	206257	13595954	554341	36426297	228802	14811256	635637	41605551
(I) RICE BASMATI	MT	58036	6995691	124869	15512859	49674	5390460	144666	15885527
(II) RICE OTHER VARIETIES	MT	148221	6600263	429472	20913437	179128	9420796	490971	25720024
02.FISH AND FISH PREPARATIONS	KG	13708063	3865798	28720504	7933679	16551975	4409147	33697250	8823476
03.FRUILS & VEGETABLES INCL.JUICES	KG	45387546	3488171	185612814	10111375	83511135	4668577	285417538	14425348
(I) FRUILS	KG	26252427	2527657	106333324	7064549	53879958	3296721	142016434	9043184
(II) VEGETABLES	KG	14208731	604887	69129093	2239718	27259596	1110704	130464971	4326188
(III) FRUIT & VEGETABLE JUICES	KG	4926388	355628	10150397	807108	2371581	261152	12936133	1055976
04.WHEAT	MT					6540	232667	11352	411801
05.WHEAT FLOUR	MT	55106	2439327	137081	6267495	47224	1988149	185668	6542340
06.SPICES(INCL. CHILLIES)	KG	1224385	477371	2978689	1188369	1545785	485352	3844042	1193267
07.OIL SEEDS, NUTS AND KERNALS	KG	2156714	435061	3236042	631014	3043753	414843	13414928	1092197
08.LEGUMINOUS VEGETABLE	KG					985800	100648	3185765	287137
09.FLOWERS	KG	17077	4562	84670	19733	3674	1077	45545	14287
10.RAW HIDES AND SKINS	KG	5012	10348	5012	10348			564	1321
11.RAW WOOL AND ANIMAL HAIR	KG	554348	74156	2071368	276402	1272300	171227	3163371	409765
(I) RAW WOOL	KG	126924	19321	425185	63723	221287	39663	643290	90126
(II) ANIMAL HAIR	KG	427424	54835	1646183	212679	1051013	131564	2520081	319639
12.CRUDE ANIMAL MATERIAL	KG	1040555	311252	3573665	1072685	808907	348371	2768995	1386891
13.CRUDE FERTILIZER	MT	1068	8706	3771	30015	575	9175	2070	31994
14.MOLASSES	KG			27607021	358260	89049830	1112834	125524350	1595930
15.RAW COTTON	MT	17928	3117598	28951	5062123	17638	3396763	36915	6808807
16.COTTON WASTE	MT	5707	727486	14092	1802804	8812	1091308	21797	2603158
17.PETROLEUM CRUDE	MT	43837	3808552	103177	9181358				
18.MARBLES AND STONES	MT	43080	675816	116366	1819010	57176	891906	157893	2435484
19.TOBACCO	KG	513311	166446	1050232	398588	453240	126622	1714501	522348
(I) UN-MANUFACTURED	KG	492481	157803	1006807	378581	411992	107791	1638487	490951
(II) MANUFACTURED EXCL.CIGARETTE	KG	20830	8643	43425	20007	41248	18832	76014	31398
20.COKE	MT								
B.TEXTILES MANUFACTURES			121011195		328606910		127539162		351490630
01.COTTON YARN	KG	62537230	17849456	162599981	47018608	64723668	20686423	194924750	60911716
02.COTTON CLOTH	SQM	180975789	23207947	512407088	63369648	229085112	27578784	677407322	74954030
03.ARTICLES OF APPAREL & CLOTHING ACCESSORIES (EXCL. KNITWEARS)	DOZ	2305745	16325662	7411736	47955506	2038643	15992716	7074185	48421304
04.ART SILK AND SYNTHETIC TEXTILES	SQM	31600792	3586024	75892110	9368921	15281534	1870200	97963088	9002514
05.COTTON THREAD	KG	50671	21126	903222	398450	839758	378010	1901320	797928
06.TEXTILE FABRICS WOVEN(OTHER THAN COTTON & ARTIFICIAL FABRICS)	--		23451		57252		14572		111944
07.TULE, LACE, EMBROIDERY ETC	--		113706		332849		102847		354785
08.COTTON BAGS/SACKS	MT	528	97144	2116	413066	501	88089	1802	342488
09.TENTS & OTHER CANVAS GOODS	KG	9484347	2500310	16585771	4399806	2376658	610433	6572772	1715833
10.BED WEAR	KG	30023150	20639087	86330557	55617074	39413898	26637069	87002936	59007560
11.TOWELS	KG	14447547	7199932	39016142	18585681	14724217	6971731	38929875	18228432
12.TEXTILE MADE UPS (EXCL. TOWELS & BED WEAR)	--		5736941		1520222		5530445		16439076
13.KNITWEARS	DOZ	9896113	22584090	26710673	63184017	9951640	19969352	27142800	58499977
14.WASTE MATERIAL OF TEXTILE	KG	6596930	348002	13401875	770405	3240186	207531	9152204	573129

Contd.

10.5 Exports by Selected Commodities in Rupees

(In Thousand Rupees)

GROUPS/COMMODITIES	UNIT	SEPTEMBER, 2014		CUML, FROM JUL, 2014		SEPTEMBER, 2013		CUML, FROM JUL., 2013	
		QUANTITY	VALUE	QUANTITY	VALUE	QUANTITY	VALUE	QUANTITY	VALUE
FIBRES/FABRICS									
15.YARN OTHER THAN COTTON YARN	KG	1325568	432988	3469904	1122272	1538661	551840	3642322	1282103
16.KINTTED OR CROCHATED FABRICS	SQM	728990	345329	1671765	811133	1631733	349120	3393302	847811
C.OTHER MANUFACTURES			43038278		121738236		91776697		180645170
01.CIGARETTES	THNO	1340	3235	4342	9275	10150	20245	27609	54826
02.LEATHER	SQM	2700104	4785715	6179457	12393305	2527401	4620315	7340801	13260324
03.CARPETS,RUGS AND TAPESTRIES ETC	SQM	188998	898881	654590	2609445	362038	1064587	865598	2958459
(I) WOOLLEN CARPETS AND RUGS	SQM	150713	860713	576534	2527454	311137	1021128	749234	2890928
(II) WOOLLEN CARPET MACHINE MADE	SQM	4	11	1406	4587	620	1336	620	1336
(III) TAPESTRY CLOTH	SQM								
(IV) CARPETS KNOTTED & OTHER FLOOR COVERING	SQM	38281	38158	76650	77403	50281	42122	115744	66195
04.PETROLEUM PRODUCTS	MT	97267	9260509	241832	23372470	417822	36575855	563098	49645728
05.FEEDING STUFF FOR ANIMALS	KG	31490829	695821	95098394	1895411	61810292	2090508	129535899	3679900
06.CHEMICALS AND PHARMACEUTICAL PRODUCTS	--		8088399		26438275		21426588		41325860
(I) PLASTIC MATERIALS	KG	18383444	2382722	45774143	6150093	18632578	2779769	59121638	8620578
(II) PHARMACAUTICAL PRODUCTS.	KG	1260235	2011083	3734761	5019861	1518862	1656944	4027484	4342533
(III) FERTILIZER MANUFACTURES	MT								
(IV) OTHER CHEMICAL	--		3694593		15268321		16989875		28362748
07.RUBBER MANUFACTURES	--		100037		256166		104080		282008
08.PAPER AND PAPER BOARD	KG	2834531	535096	4476988	1032604	743782	223573	3324047	1083623
09.GUAR AND GUAR PRODUCTS	KG	2360357	592244	7181466	1739907	1332036	466167	4924794	2082562
10.CUTLERY	--		822276		2182270		746831		2245504
11.GOLD	GM								
12.COPPER AND ARTICLES THEREOF	--		1695661		4076889		1543039		3047001
13.MACHINERY & TRANSPORT EQUIPMENT (INCL.ENGINEERING ELECTRICAL GOODS)	--		1941028		6300982		3040026		9134468
(I) ELECTRIC FANS	NO	84648	170991	406333	792691	85416	197138	408253	855738
(II) TRANSPORT EQUIPMENT	--		84157		222379		109369		435938
(III) OTHER ELECTRICAL MACHINERY	--		570799		2447875		691376		2849234
(IV) MACHINERY SPECIALIZED	--		295744		710027		297336		1013029
PARTICULARS INDUSTRIES									
(V) AUTO PARTS	--		211853		458991		207658		540587
(VI) OTHER MACHINERY	--		607484		1669019		1537147		3439942
14.FOOTWEARS	PAIR	1216289	1019294	3556784	3581783	1417689	988635	3863767	3140432
(I) LEATHER FOOTWEAR	PAIR	552722	842079	1887286	3179914	514505	764225	1704293	2628640
(II) CANVAS FOOTWEAR	PAIR	8400	3511	13310	5482	1070	1044	10211	5064
(III) OTHER FOOTWEAR	PAIR	655167	173704	1656188	396388	902114	223367	2149263	506728
15.LEATHER MANUFACTURES(EXCL. LEATHER FOOTWEARS)	--		5565676		15892331		5514155		17022153
(I) LEATHER GLOVES	DOZ	614668	1901939	1575292	5106866	525975	1449060	1977556	5239390
(II) APPAREL & CLOTHING	DOZ	85814	3563069	268406	10447553	124595	3950798	331951	11417285
(III) OTHER LEATHER MANUFACTURES	KG	77702	100668	219172	337912	90960	114297	305309	365478
16.HOUSE-HOLD EQUIPMENT	KG	418943	90750	1262079	255001	288361	86366	656924	189575
17.SPORTS GOODS	--		2853218		8677408		3234474		8389025
(I) FOOT BALLS COMPLETE	DOZ	253576	1271448	745792	4032463	260642	1431940	719022	3643830
(II) GLOVES (SPORTS)	DOZ	421330	1029974	1046120	3016520	307308	1249771	750946	2860633
(III) OTHER	--		551795		1628425		552763		1884562
18.SURGICAL GOODS,MEDICAL INSTRUMENTS AND APPLIANCES	NO	23138940	3204670	60415380	8078431	19310573	2674869	61752815	8338823
19.ONYX MANUFACTURED	KG	232159	55935	659477	198626	202162	44089	1138600	223741
20.HANDICRAFTS	--		2017		240485		1383		3916
21.TEXTILE PRODUCT & ARTICLE FOR TECHNICAL USE	KG	19732	15292	60118	39373	6189	3799	70565	40204
22.BOOKS AND PRINTED MATTERS	--		56526		148129		37352		168314
23.PIG IRON	MT			45	3620	210	16871	301	24180
24.PRECIOUS/SEMI-PRECIOUS STONE	GM	1433437	82731	3757760	215706	1308996	85484	2595400	181345
25.JEWELLERY	--		71353		192276		6078797		11669212
26.ARTICLES OF PLASTIC	KG	2089934	509353	7013997	1661720	3256631	1035022	8031779	2268807
27.FURNITURE	NO	18760	74998	61023	189856	19037	44572	42924	133957
28.PARTS OF FOOTWEAR	--		17563		56492		9015		51222
D.OTHERS	--		25357717		69786853		21907158		67758274

10.6 Imports by Selected Commodities in Dollars

(In Thousand Dollar)

GROUPS/COMMODITIES	UNIT	SEPTEMBER, 2014		CUML, FROM JUL, 2014		SEPTEMBER, 2013		CUML, FROM JUL, 2013	
		QUANTITY	VALUE	QUANTITY	VALUE	QUANTITY	VALUE	QUANTITY	VALUE
GRAND TOTAL			4542358		12473829		3791414		1.1E+07
A. FOOD GROUP			353635		873431		237752		745228
1.MILK AND CREAM	KG	2480261	6989	13441212	35571	3266648	7876	9329819	20042
2.WHEAT UNMILLED	MT	230000	61845	274712	74850	109100	30930	138751	40983
3.PULSES	KG	55626945	32955	153127877	93557	31196177	19486	115637476	75128
4.DRY FRUITS	KG	16210795	8742	43927237	25486	6140613	5125	23916322	20079
5.SUGAR REFINED	MT	498	305	1723	1073	1028	625	2201	1376
6.TEA	KG	15191120	32921	39240326	83477	11505234	27857	29306501	71490
7.SPICES	KG	10166741	8166	29525354	23900	6961856	5312	21213767	15761
8.MILK FOOD FOR BABIES,INFT.,INVLD	KG	1108952	7910	2543902	19156	650908	4882	1526080	11533
9.BEVERAGES	LTR	809638	944	2860754	2454	355121	281	1759769	1110
10.PALM OIL	KG	226052509	181926	565509097	481689	165371645	132720	564115324	461451
11.SOYABEAN OIL	KG	11317400	10934	33170799	32218	2430706	2658	24609146	26276
B. MACHINERY GROUP			820783		2366602		777247		2050064
1.POWER GENERATING MACH.	--		119605		278129		61830		189351
2.AGRICULTURE MACHINERY&IMPLEMENTS	--		9215		27030		6860		15323
3.CONSTRUCTION & MINING MACHINERY	--		15133		81673		14138		105093
4.TEXTILE MACHINERY	--		34631		113651		32158		110546
5.METAL WORKING MACHINERY	--		7903		19555		4035		11319
6.GEN INDUSTRIAL MACH & EQU/PARTS NS	--		129022		324309		81422		275440
7.OFFICE MACH.INCL.DATA PROS. EQUIP.	--		37580		138693		16356		46944
8.TELECOM & SOUND RECORDING EQUIP	--		115763		394983		101644		310523
9.ELECTRICAL MACHINERY & APPARATUS	--		101357		295563		142998		294176
10.ROAD MOTOR VEHICLES	--		122215		326367		88044		262516
11.RAILWAY VEHICLES	--		3594		58779		2072		2535
12.AIRCRAFTS,SHIPS AND BOATS	--		100084		211307		190631		342554
13.OTHER MACHINERY	--		24681		96564		35061		83746
C. PETROLEUM GROUP			1415323		3934292		1356945		3999960
1.CRUDE PETROLEUM	MT	747525	600648	1717338	1482131	708986	560719	1998892	1528422
2.PETROLEUM PRODUCTS	MT	1106875	811153	3310808	2445699	1081166	791372	3394633	2456101
3.GAS NATURAL & MANUFACTURED	--		3523		6462		4854		15436
D. TEXTILE GROUP			128235		388701		105359		307121
1.SYNTHETIC AND REGENERATED FIBRE	KG	27271497	52733	84207838	155370	16006831	33598	46936896	94464
2.SYNTHETIC & ARTIFICIAL SILK YARN	KG	23101407	52114	77350864	170557	18296277	47409	52634746	135611
3.WORN CLOTHING	KG	37997705	10107	110374585	30953	35180352	14321	118099800	47395
4.ARTICLES OF APPAREL & CLOTHING	--		9986		22777		7270		18139
5.BAGS & SACKS OF TEX. MATERIALS	MT	367	417	1379	1856	886	888	1671	1729
6.JUTE	MT	5202	2879	13347	7189	3496	1873	18411	9783
E. AGRICULTURE/OTH. CHEMICAL GROUP			631326		1864458		538380		1559465
1.ORGANIC CHEMICALS	--		171581		489462		142945		464706
2.INORGANIC CHEMICALS	--		40121		136132		25137		113399
3.DYEING TANNING & COLOUR MATERIAL	KG	10298765	31478	32867714	105676	7274993	24188	25854853	82222

Contd.

10.6 Imports by Selected Commodities in Dollars

(In Thousand Dollar)

GROUPS/COMMODITIES	UNIT	SEPTEMBER, 2014		CUML, FROM JUL, 2014		SEPTEMBER, 2013		CUML, FROM JUL, 2013	
		QUANTITY	VALUE	QUANTITY	VALUE	QUANTITY	VALUE	QUANTITY	VALUE
4.MEDICINAL PRODUCTS	KG	1788096	68556	5495949	208792	2079111	68029	5536310	185851
5.ESSENTIAL OIL, PERFUMES TOILT ETC	KG	8875472	24782	24021213	69880	5085114	14729	14591407	51095
6.FERTILIZER MANUFACTURED	MT	212714	97558	441007	202969	287210	103825	394887	152580
7.PLASTIC MATERIALS	KG	80514753	137556	264501174	467816	67847742	116443	212851788	367915
8.INSECTICIDES	KG	1562704	8516	5787524	31912	1164945	5256	4837781	22796
9.OTHER.CHEMICAL PRODUCTS	--		51176		151820		37829		118901
F. METAL GROUP			348246		873716		201987		575032
1.IRON ORES AND CONCENTRATES	MT	43541	7298	51102	8583	--	--	65338	9001
2.IRON AND STEEL SCRAP	MT	303532	102985	766343	264830	171321	64474	526640	197849
3.NON FERROUS BASE METAL WASTE & SCR	MT	12014	6345	36631	18944	5109	2435	21389	10996
4.IRON AND STEEL	MT	208992	169064	532218	425937	150704	105982	338814	259677
5.ALUMINIUM WROUGHT & WORKED	--		12112		32668		8177		26402
6.MANUFACTURES OF METAL NES	--		50443		122754		20919		71107
G. MISCELLANEOUS ITEMS			564787		1395475		351364		1118675
1.FEEDING STUFF FOR ANIMALS	KG	139858791	75929	337672613	182848	46408548	23421	79581829	43684
2.HIDES,SKINS AND FURSKINS RAW	KG	1247574	5286	3689765	16154	1481186	5535	3456050	11769
3.OIL SEEDS & OLEAGINOUS FRUITS	KG	262752698	143385	544664027	304398	120838850	71607	198320848	120003
4.RUBBER CRUDE INCL.SYNTH/RECLAIMED	KG	12243713	13123	33128188	38088	9651029	13600	27047531	42424
5.WOOD & CORK	--		6721		22970		5197		14575
6.PULP AND WASTE PAPER	KG	25655017	12530	76176284	38198	25845893	10877	79186634	38630
7.FERTILIZER CRUDE	MT	6876	2971	8321	3548	45279	7960	46810	8287
8.CRUDE ANIMAL&VEGETABLE MATERIALS	KG	9722111	18313	23665672	42272	6463165	11594	18750090	29743
9.COAL, COKE & BRIQUETTES	MT	624570	68457	1293410	145009	104478	12841	565471	63171
10.ANIMAL OILS AND FATS	KG	3208633	2441	6665998	5661	2605296	2255	6213131	5434
11.ANIMAL/VEG, FAT OIL WAX ETC NES	KG	1409206	1755	3749397	4660	2574963	1633	5311144	3962
12.RUBBER TYRES & TUBES	NO	472823	26265	1330345	80068	381727	15515	1088297	50238
13.CORK/WOOD MFG.(EXCL FURNITURE)	KG	9428634	4978	24829390	14009	5790791	2873	20241659	10164
14.PAPER&PAPER BOARD & MANF. THEREOF	KG	49049397	46379	132859616	126525	33779266	30557	98398303	86928
15.CEMENT	MT	4212	1195	12069	3314	2247	446	8304	1669
16.PREFABRICATED BUILDGS,SANITRY,PLG	--		11627		23305		3459		11012
17.FOOTWEAR	PAIR	2613884	12744	5549835	26661	1802864	7537	4827811	20427
18.PROFESSIONAL,SCIENTFIC & CONTROL	--		38411		109567		26744		88560
19.PHOTO EQPT, OPTICAL GOODS N.E.S.	--		5418		16234		3657		12676
20.PRINTED MATTERS	--		4861		54107		74764		264191
21.ARTICLES N.E.S. OF PLASTICS	KG	2684235	9231	8620328	29439	1722918	6378	5794373	20183
22.BABY CARRIAGES, TOYS GAMES ETC.	--		5452		17337		2861		11476
23.OFFICE STATIONERY SUPPLY N.E.S	--		2163		6779		1756		4409
24.JEWELLERY OFGOLD/SILVERSMITH WEAR	--		938		3205		1495		4410
25.MUSICAL INSTRUMENTS AND PARTS	--		33531		61783		5020		12055
26.ARTICLES & MFG. OF CAVING ETC.	--		8187		15479		881		2071
27.GOLD.NON-MENETART NOT ORE/CONCEN	GM	60000	2493	91220	3855	20649	903	3345049	136525
ALL OTHER ITEMS	--		280022		777154		222379		821874

10.7 Imports by Selected Commodities in Rupees

(In Thousand Rupees)

GROUPS/COMMODITIES	UNIT	SEPTEMBER, 2014		CUML, FROM JUL, 2014		SEPTEMBER, 2013		CUML, FROM JUL, 2013	
		QUANTITY	VALUE	QUANTITY	VALUE	QUANTITY	VALUE	QUANTITY	VALUE
GRAND TOTAL			464876264		1254083888		399041611		1149931517
A. FOOD GROUP			36191908		87885358		25023118		76580601
1.MILK AND CREAM	KG	2480261	715227	13441212	3550458	3266648	828891	9329819	2062094
2.WHEAT UNMILLED	MT	230000	6329372	274712	7631085	109100	3255301	138751	4290088
3.PULSES	KG	55626945	3372652	153127877	9397882	31196177	2050897	1.16E+08	7696821
4.DRY FRUITS	KG	16210795	894680	43927237	2556611	6140613	539352	23916322	2059612
5.SUGAR REFINED	MT	498	31235	1723	107654	1028	65801	2201	142414
6.TEA	KG	15191120	3369211	39240326	8396134	11505234	2931915	29306501	7367037
7.SPICES	KG	10166741	835690	29525354	2397845	6961856	559100	21213767	1620349
8.MILK FOOD FOR BABIES,INFT.,INVLD	KG	1108952	809489	2543902	1927091	650908	513873	1526080	1185642
9.BEVERAGES	LTR	809638	96571	2860754	246935	355121	29568	1759769	113884
10.PALM OIL	KG	226052509	18618736	565509097	48432714	1.65E+08	13968622	5.64E+08	47358242
11.SOYABEAN OIL	KG	11317400	1119045	33170799	3240948	2430706	279799	24609146	2684417
B. MACHINERY GROUP			84001002		237790192		81804368		211338495
1.POWER GENERATING MACH.	--		12240672		28005972		6507582		19510928
2.AGRICULTURE MACHINERY&IMPLEMENTS	--		943113		2715377		721962		1584085
3.CONSTRUCTION & MINING MACHINERY	--		1548779		8164834		1487991		10660967
4.TEXTILE MACHINERY	--		3544196		11393177		3384640		11370064
5.METAL WORKING MACHINERY	--		808808		1965053		424677		1167137
6.GEN INDUSTRIAL MACH & EQU/PARTS NS	--		13204446		32622330		8569523		28349294
7.OFFICE MACH.INCL.DATA PROS. EQUIP.	--		3846051		13910473		1721413		4831245
8.TELECOM & SOUND RECORDING EQUIP	--		11847479		39614462		10697901		31946991
9.ELECTRICAL MACHINERY & APPARATUS	--		10373089		29686016		15050344		30437563
10.ROAD MOTOR VEHICLES	--		12507785		32830619		9266500		27038820
11.RAILWAY VEHICLES	--		367843		5833975		218042		265414
12.AIRCRAFTS,SHIPS AND BOATS	--		10242839		21370148		20063714		35531293
13.OTHER MACHINERY	--		2525904		9677755		3690079		8644695
C. PETROLEUM GROUP			144847717		395660608		142816785		411690509
1.CRUDE PETROLEUM	MT	747525	61471770	1717338	149369085	708986	59015031	1998892	157467661
2.PETROLEUM PRODUCTS	MT	1106875	83015387	3310808	245638833	1081166	83290923	3394633	252637335
3.GAS NATURAL & MANUFACTURED	--		360560		652690		510831		1585513
D. TEXTILE GROUP			13123912		39015508		11088885		31602748
1.SYNTHETIC AND REGENERATED FIBRE	KG	27271497	5396779	84207838	15607372	16006831	3536108	46936896	9732561
2.SYNTHETIC & ARTIFICIAL SILK YARN	KG	23101407	5333490	77350864	17100294	18296277	4989731	52634746	13961712
3.WORN CLOTHING	KG	37997705	1034353	110374585	3107296	35180352	1507310	1.18E+08	4865965
4.ARTICLES OF APPAREL & CLOTHING	--		1021987		2293066		765201		1868347
5.BAGS & SACKS OF TEX. MATERIALS	MT	367	42627	1379	185536	886	93450	1671	178718
6.JUTE	MT	5202	294676	13347	721945	3496	197084	18411	995445
E. AGRICULTURE/OTH. CHEMICAL GROUP			64611433		187263095		56663874		160497174
1.ORGANIC CHEMICALS	--		17560006		49162811		15044784		47763726
2.INORGANIC CHEMICALS	--		4106094		13655474		2645612		11616460
3.DYEING TANNING & COLOUR MATERIAL	KG	10298765	3221565	32867714	10598953	7274993	2545761	25854853	8443992
4.MEDICINAL PRODUCTS	KG	1788096	7016220	5495949	20980019	2079111	7159954	5536310	19169831
5.ESSENTIAL OIL, PERFUMES TOILT ETC	KG	8875472	2536282	24021213	7021935	5085114	1550176	14591407	5251867
6.FERTILIZER MANUFACTURED	MT	212714	9984330	441007	20476395	287210	10927467	394887	15894096

Contd.

10.7 Imports by Selected Commodities in Rupees

(In Thousand Rupees)

GROUPS/COMMODITIES	UNIT	SEPTEMBER, 2014		CUML, FROM JUL, 2014		SEPTEMBER, 2013		CUML, FROM JUL, 2013	
		QUANTITY	VALUE	QUANTITY	VALUE	QUANTITY	VALUE	QUANTITY	VALUE
7.PLASTIC MATERIALS	KG	80514753	14077812	264501174	46921713	67847742	12255435	2.13E+08	37797106
8.INSECTICIDES	KG	1562704	871601	5787524	3198699	1164945	553209	4837781	2335107
9.OTHER.CHEMICAL PRODUCTS	--		5237524		15247095		3981476		12224990
F. METAL GROUP			35640426		87900150		21258861		59183161
1.IRON ORES AND CONCENTRATES	MT	43541	746929	51102	875559	--	--	65338	904409
2.IRON AND STEEL SCRAP	MT	303532	10539784	766343	26636299	171321	6785837	526640	20362294
3.NON FERROUS BASE METAL WASTE & SCR	MT	12014	649318	36631	1901660	5109	256257	21389	1126603
4.IRON AND STEEL	MT	208992	17302387	532218	42851386	150704	11154433	338814	26776182
5.ALUMINIUM WROUGHT & WORKED	--		1239538		3282920		860597		2713305
6.MANUFACTURES OF METAL NES	--		5162470		12352326		2201737		7300368
G. MISCELLANEOUS ITEMS			57801679		140513911		36980639		114902424
1.FEEDING STUFF FOR ANIMALS	KG	139858791	7770751	337672613	18394482	46408548	2465054	79581829	4527777
2.HIDES,SKINS AND FURSKINS RAW	KG	1247574	540998	3689765	1622226	1481186	582517	3456050	1216064
3.OIL SEEDS & OLEAGINOUS FRUITS	KG	262752698	14674429	544664027	30782628	1.21E+08	7536502	1.98E+08	12484380
4.RUBBER CRUDE INCL.SYNTH/RECLAIMED	KG	12243713	1343024	33128188	3827704	9651029	1431344	27047531	4361509
5.WOOD & CORK	--		687889		2303968		546958		1501096
6.PULP AND WASTE PAPER	KG	25655017	1282369	76176284	3830454	25845893	1144764	79186634	3966492
7.FERTILIZER CRUDE	MT	6876	304092	8321	361175	45279	837764	46810	871168
8.CRUDE ANIMAL&VEGETABLE MATERIALS	KG	9722111	1874158	23665672	4259315	6463165	1220212	18750090	3066835
9.COAL, COKE & BRIQUETTES	MT	624570	7006108	1293410	14609551	104478	1351546	565471	6453413
10.ANIMAL OILS AND FATS	KG	3208633	249804	6665998	570265	2605296	237314	6213131	561234
11.ANIMAL/VEG, FAT OIL WAX ETC NES	KG	1409206	179620	3749397	468500	2574963	171859	5311144	409378
12.RUBBER TYRES & TUBES	NO	472823	2688056	1330345	8043040	381727	1632954	1088297	5165855
13.CORK/WOOD MFG.(EXCL FURNITURE)	KG	9428634	509481	24829390	1407863	5790791	302410	20241659	1043913
14.PAPER&PAPER BOARD & MANF. THEREOF	KG	49049397	4746576	132859616	12713813	33779266	3216109	98398303	8955935
15.CEMENT	MT	4212	122320	12069	333291	2247	46946	8304	170531
16.PREFABRICATED BUILDGS,SANITRY,PLG	--		1189884		2351431		364036		1132287
17.FOOTWEAR	PAIR	2613884	1304221	5549835	2685997	1802864	793209	4827811	2101149
18.PROFESSIONAL,SCIENTFIC & CONTROL	--		3931095		11010462		2814790		9088057
19.PHOTO EQPT, OPTICAL GOODS N.E.S.	--		554486		1627916		384902		1303701
20.PRINTED MATTERS	--		497471		5420970		7868778		27182852
21.ARTICLES N.E.S. OF PLASTICS	KG	2684235	944731	8620328	2952661	1722918	671248	5794373	2076370
22.BABY CARRIAGES, TOYS GAMES ETC.	--		558007		1737464		301118		1173918
23.OFFICE STATIONERY SUPPLY N.E.S	--		221337		680671		184808		454782
24.JEWELLERY OFGOLD/SILVERSMITH WEAR	--		96048		320855		157376		451593
25.MUSICAL INSTRUMENTS AND PARTS	--		3431693		6238480		528326		1244909
26.ARTICLES & MFG. OF CAVING ETC.	--		837883		1567290		92736		213751
27.GOLD.NON-MENETART NOT ORE/CONCEN	GM	60000	255149	91220	391439	20649	95059	3345049	13723476
ALL OTHER ITEMS	--		28658186		78055066		23405082		84136406

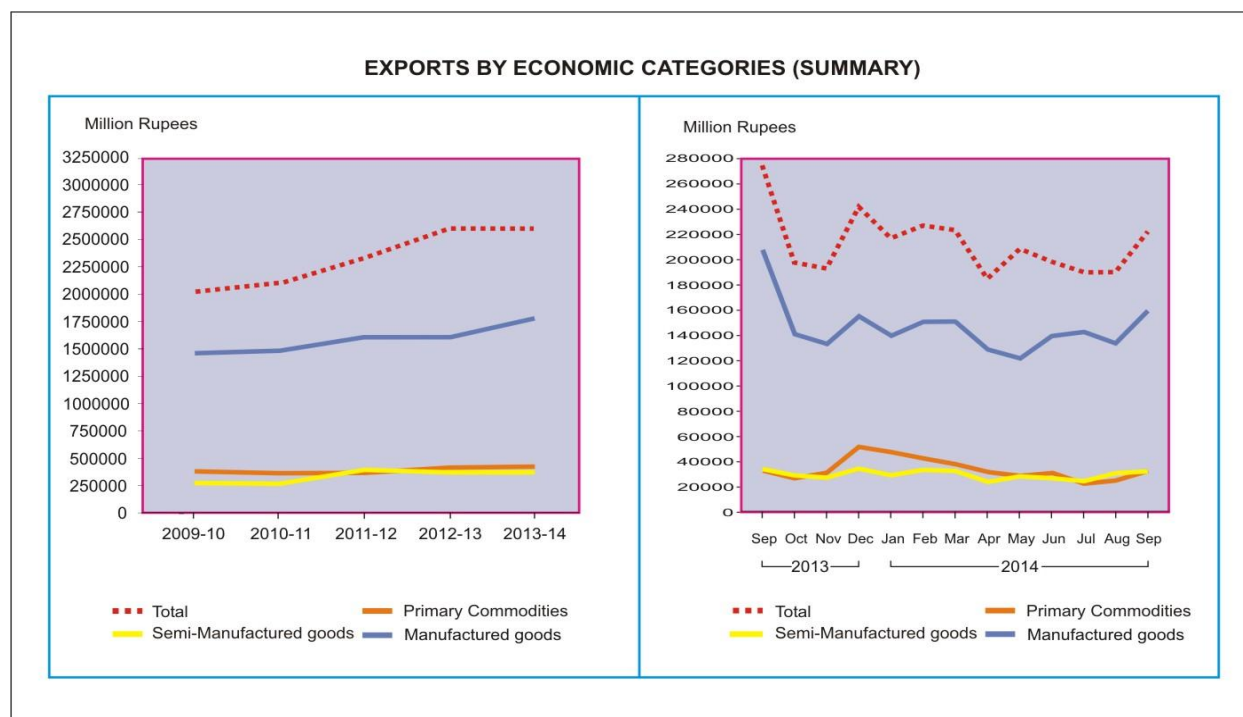
10.8 Exports by Economic Categories (Summary)

(Million Rupees)

Year/Month	Total	Primary commodities	Semi-manufactured goods	Manufactured goods
2009-10	1617457.6	287490.6	170608.5	1159358.5
2010-11	2120846.7	377535.7	274500.4	1468810.5
2011-12	2110605.5	362404.4	261151.3	1486369.7
2012-13	2366477.8	364127.0	391151.3	1611199.5
2013-14	2583463.2	420496.3	369066.1	1793900.8
2013 Sep	275482.9	33398.9	34272.0	207812.0
Oct	197939.6	27225.9	29689.6	141024.1
Nov	193132.7	31550.7	27834.4	133747.6
Dec	241842.6	51907.1	34500.2	155435.3
2014 Jan	217160.3	47913.8	29216.5	140030.0
Feb	227292.7	42828.9	33637.5	150826.3
Mar	223104.2	38377.1	33432.4	151294.7
Apr	185909.4	31936.4	24369.5	129603.5
May	208315.8	28812.4	28424.6	151078.9
Jun	198680.7	31132.4	27268.3	140280.1
Jul	189756.5	22490.4	24718.8	142547.3
Aug	190351.2	25366.2	31020.3	133964.7
Sep	222613.8	32069.5	31648.4	158895.9

Note: Total may not tally due to rounding of figures.

* Provisional



10.9 Export by Economic Categories (Details)

(In Thousand Rupees)

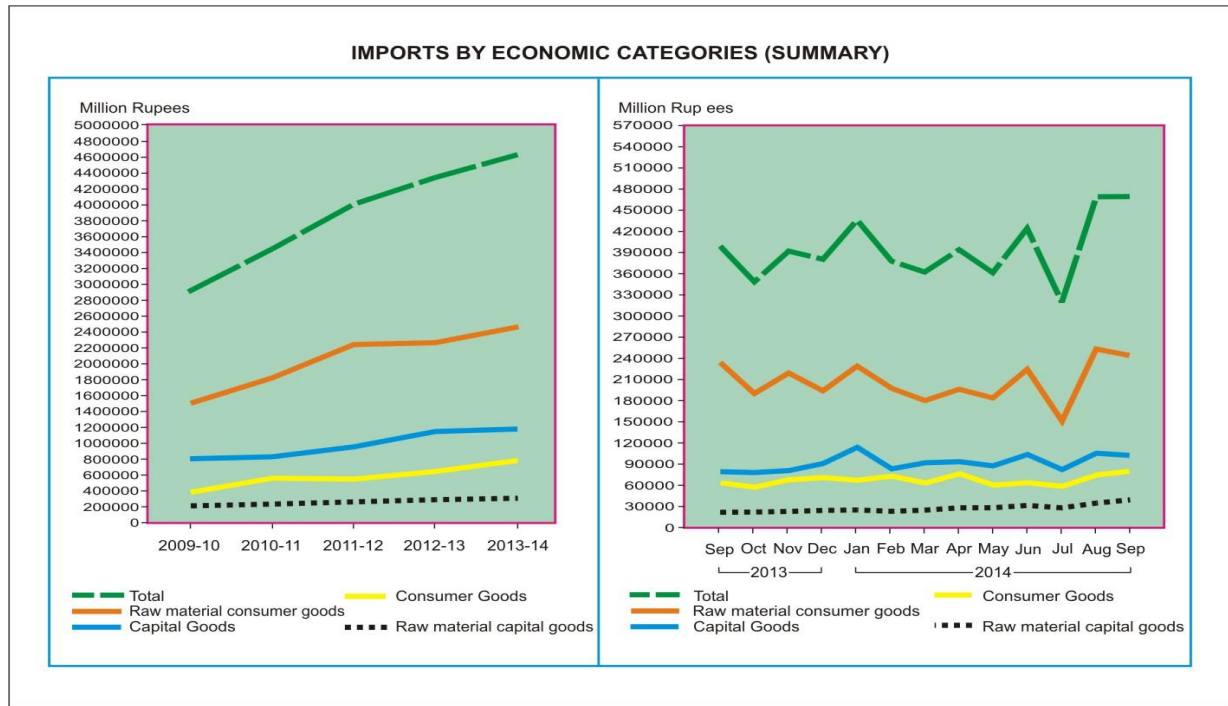
COMMODITIES	SEPTEMBER., 2014	CUML.FROM JULY 2014	SEPTEMBER., 2013	CUML.FROM JULY 2013
GRAND TOTAL	222,613,794	602,721,555	275,482,941	690,085,175
A. PRIMARY COMMODITIES:	32,069,524	79,926,083	33,398,889	88,811,613
RAW COTTON (INCLUDING LINTER & WASTE)	3,462,438	5,737,348	3,816,380	8,002,904
RAW WOOL (INCLUDING ANIMAL HAIR)	74,156	276,402	171,227	409,765
FISH	3,854,783	7,793,709	4,147,575	8,384,887
RICE	13,595,954	36,426,297	14,811,256	41,605,551
HIDES & SKINS (INCLUDING FUR SKINS)	42,840	125,182	46,040	160,516
FRUITS & VEGETABLES	2,791,108	8,219,247	4,370,876	12,756,036
SPICES	477,371	1,188,369	485,352	1,193,267
TOBACCO UN-MANUFACTURED	157,803	378,581	107,791	490,951
OTHER PRIMARY COMMODITIES	7,613,071	19,780,947	5,442,392	15,807,736
B. SEMI-MANUFACTURES:	31,648,360	87,387,461	34,271,984	100,693,233
COTTON YARN	17,849,456	47,018,608	20,686,423	60,911,716
LEATHER	4,785,703	12,393,293	4,620,315	13,260,422
MOLASSES		358,260	1,112,834	1,595,930
OIL CAKES	12,657	519,420	1,404,890	2,037,111
AGAR, AGAR DUST & WOOD				
HENNA LEAVES & POWDER	53,438	2,846,214	15,037	65,087
OTHER SEMI MANUFACTURES	8,947,106	24,251,666	6,432,484	22,822,967
C. MANUFACTURED GOODS:	158,895,909	435,408,011	207,812,068	500,580,330
COTTON THREAD	21,126	398,450	378,010	797,928
COTTON FABRICS WOVEN	22,994,362	62,989,969	27,441,931	74,710,728
TEXTILE FABRICS (OTHER THAN COTTON FABS)	3,641,517	9,565,025	1,988,802	9,440,234
WOOLLEN CARPETS	856,633	2,477,625	1,019,988	3,301,095
TAPESTRIES	730	3,337	4	4
MANUFACTURE OF LEATHER	6,542,602	18,808,598	6,722,863	19,822,521
FOOTWEAR	1,019,294	3,581,783	988,635	3,140,432
SPORTS GOODS (EXCLUDING INDOOR GAMES)	1,432,442	4,555,234	1,615,822	4,200,753
TOBACCO MANUFACTURED	11,878	29,282	39,076	86,224
MEDICAL INSTRUMENT N.E.S.	399,662	758,940	257,164	726,520
FRUIT & VEGETABLE PREPARATIONS	686,636	1,799,458	380,977	1,898,090
FISH PREPARATIONS	11,015	139,970	261,572	438,588
CEREAL PREPARATIONS	530,600	1,385,014	825,058	1,874,255
GUAR PRODUCTS	592,244	1,739,907	466,167	2,082,562
FLOUR & MEAL OF OIL SEEDS	2,592	6,534	2,211	43,321
FISH MEAL & MEAT MEAL	263,300	290,743	264,775	370,283
PETROLEUM PRODUCTS	9,260,509	23,372,470	36,575,855	49,645,728
CHEMICAL & CHEMICAL PREPARATIONS	8,193,489	26,702,314	21,490,361	41,478,837
MACHINERY & TRANSPORT EQUIPMENT	1,947,240	6,321,595	3,045,225	9,152,935
ARTICLES OF APPAREL AND CLOTHING				
ACCESSORIES (INCLUDING HOSIERY)	38,928,620	111,168,463	35,993,353	107,004,865
OTHER MANUFACTURED GOODS	61,559,419	159,313,299	68,054,217	170,364,426

10.10 Imports by Economic Categories (Summary)

(Million rupees)

Year/Month	Total	Consumer goods	Raw material		Capital goods
			Consumer goods	Capital goods	
2009-10	2910975.3	380826.6	1509081.1	209051.4	812016.2
2010-11	3455285.6	560512.2	1826243.4	239525.0	829005.0
2011-12	4009093.0	552018.1	2251624.0	261940.8	943510.1
2012-13	4349879.5	652553.3	2353818.1	293733.6	1049774.5
2013-14	4630520.8	780192.2	2462189.2	306810.4	1081329.0
2013 Sep	399041.6	64145.1	234234.5	21539.6	79122.3
Oct	348471.0	57420.3	190642.1	22097.5	78311.1
Nov	392509.9	68645.2	219302.3	23430.2	81132.2
Dec	380944.2	71020.3	194209.3	24707.2	91007.4
2014 Jan	435995.2	67437.2	228951.9	25427.0	114179.1
Feb	377909.2	72862.9	197700.0	23455.1	83891.2
Mar	362608.8	63065.0	180810.2	26068.0	92665.6
Apr	395104.7	76731.4	196417.9	28438.1	93517.3
May	361817.2	60689.4	183940.7	28892.1	88294.9
Jun	425228.9	63467.4	225864.1	31886.7	104010.7
Jul	319670.1	58685.3	151072.0	27793.8	82119.0
Aug	469537.5	75373.3	253760.6	34750.0	105653.6
Sep	464876.3	79875.0	244592.8	38047.2	102361.3

Note: Total may not tally due to rounding of figures.
* Provisional



10.11 Imports by Economic Categories (Detail)

(In Thousand Rupees)

ITEMS	SEPTEMBER., 2014	CUMULATIVE FROM JULY, 2014	SEPTEMBER., 2013	CUMULATIVE FROM JULY, 2013
GRAND TOTAL	464876264	1254083888	399041611***	1149931517
1. CONSUMER GOODS TOTAL	79875006	213933658	64145134*	178852924
010190 OTHER LIVE ANIMALS		6771		6000
010511 FOWLS OF SPECIES WT UPTO 185G	126158	197145	53949	313929
010599 OTH LIVE POULTRY	35913	175517		154179
020210 CARCASSES OF BOVIN ANIMAL FROZ				6592
020220 OTH CUTS WITH BONE IN,BOV FROZ	657	8344	1053	2795
020230 MEAT BOV ANIMAL FROZE BONELESS	4067	67175	41668	114151
020430 CARCASSES OF LAMB,FROZEN		12		
020610 EDIBLE OFFAL OF BOV ANIMAL F/C	36714	75396	10343	17242
020622 LIVERS OF BOV ANIMALS FROZEN	5090	10359		267
020629 O, EDIBLE OFFAL BOV ANI FROZEN				130
020714 CUTS & OFFAL OF FOWLS FROZEN			650	6245
020727 CUT & OFFAL OF TURKEY,FROZEN		686	1079	2050
020745 OTH DUCK MEAT FROZEN	1963	3918		2282
021020 OTH MEAT BOV ANIM DRIED/SMOKED			181	181
030111 ORNAMENTAL FISH	2443	6168	1810	4840
030119 OTHER ORNAMENTAL FISH	202	202		
030191 TROUT, LIVE	103	103		
030199 OTHER LIVE FISH	214	572	464	864
030219 OTH SALMO FISH,EXCL LIVER F/CH			146	158
030229 O.FLAT FISH,EX.LIVER&ROES.F/CH		65	75	224
030239 OTH TUSAS EXCL LVR/ROES FR/CHL				3
030319 O.SALMONIDAE FROZ,EX.LIVER&ROE		25		
030329 O.TILAPIAS.EX.LIVERS&ROES FROZ			618	618
030339 OTH FLAT FISH,EXCL LIVERS FROZ	117905	217445	43365	87170
030363 COD FISH EXCL LVR/ROES FROZEN	11	33		
030439 OTH FISH FILLET/MEAT FRESH/CHI			2120	4154
030451 OTH FILLETS OF TILAPIAS.FRE/CH			5480	5480
030462 FROZE FILLET/MEAT.CATFISH FISH			10048	29038
030479 FROZ FILLET O.BREGMACER FAMILY				16
030487 FROZEN FILLETS/MEAT OF TUNAS	60	221		
030489 FROZEN FILLET/MEAT OF OTH FISH		15		
030499 OT FISH FILET/MEAT FRE/CH/FROZ	13849	46104	20239	36584
030510 FLOUR, MEALS & PELLETS OF FISH	175	175		
030520 LIVERS&ROES,DRIED,SMOKED,SALT		10		16
030579 OTHER EDIBLE FISH OFFALS				19
030611 ROCK LOBSTER&SEA CRAWFISH FROZ	11	46		
030614 CRABS FROZEN FIT FOR HUMAN CON		16		
030616 COLD WATER SHRIMPS&PRAWNS FROZ		414		890
030799 OTH FLOURS MEAL&PEL FOR HUMAN			253	253
030890 OTHER AQUATIC INVERTEBRATES		10		
040110 MILK&CREAM OF A FAT UPTO 1%	37	71	1720	2085
040120 MILK & CREAM OF A FAT 1% TO 6%	1011	1011	399	702
040150 MILK & CREAM.FAT-EXCEEDING-10%	802	1336		2357
040210 MILK&CREAM IN POWDER FAT 1.5%	514902	2922048	712475	1563795
040221 MILK&CREAM IN POWDER>1.5% FAT	6659	41171	18492	70359
040229 OTH,MILK&CREAM IN POWDER>1.5%	62150	65707	2533	4789
040291 OTH MILK/CREAM NOT SOLID/SWEET		8324	751	1688
040299 OTH MILK/CREAM SOLID,SWEETEND	3432	49171	8324	61768
040310 YOGURT	889	2817	1528	2521
040390 BUTTER MILK,CURDLED MILK/CREAM	62	112	74	274
040410 WHEY AND MODIFIED WHEY CON SUG	36355	341652	80524	332996
040490 OTH PRODUCT CONSIST NATUR MILK	87853	109096		11961
040510 BUTTER	3162	17225	402	4388
040590 OTH FATS&OIL DERIVED FR MILK	83	136	202	85911
040610 FRESH CHEESE INCL WHEY,CURD	11221	42867	4459	36244
040620 GRATED OR POWDER CHEESE	13	103		4

Contd.

10.11 Imports by Economic Categories (Detail)

(In Thousand Rupees)

ITEMS	SEPTEMBER., 2014	CUMULATIVE FROM JULY, 2014	SEPTEMBER., 2013	CUMULATIVE FROM JULY, 2013
040630 PROCESSED CHEESE NOT GRATED	38199	107411	19696	68575
040690 OTHER CHEESE				456
040711 FERTILIZED EGGS FOR INCUBATION	410	776		6837
040719 FERTILIZED EGGS OF OTHER BIRDS		52798		
040790 OTH BIRD EGG IN SHELL FR/COOKED		25		
040811 EGG YOLKS,DRIED	973	2086		
040891 OTH BIRDS,EGG,NOT IN SHELL DRY				260
040900 NATURAL HONEY	12651	27347	2068	5856
070110 POTATO SEEDS				64
070190 POTATOES,FRESH OR CHILLED	1262549	5155417	65514	76860
070200 TOMATOES,FRESH OR CHILLED	1177267	1276637	3061602	4928595
070310 ONIONS AND SHALLOTS	552627	719376	602324	880324
070320 GARLIC	788502	1674137	677577	1379177
070390 LEEK,OTH ALLIACEOUS VEGETABLES		21486	75	75
070410 CAULIFLOWERS & HEADED BROCCOLI	131	722	307	847
070490 OTH;EDIBLE BRASSICAS,FRESH/CHI		7831		88001
070511 CABBAGE LETTUCE(H-LETUC)SALAD	1056	2563	286	1107
070519 OTHER; LETTUCE	39	272	579	1515
070610 CARROTS AND TURNIPS	854	968	2180	2766
070690 OTH SALAD,BEETROOT,RADISH ETC	150	406	245	392
070700 CUCUMBERS&GHERKINS,FRESH/CHL	1104	1289	298	347
070810 PEAS FRESH OR CHILLED	2936	7005	45	2526
070820 BEANS (SAME),FRESH OR CHILLED	87	230		213
070890 OTH LEGUMINOUS VEGETABLE FR/CH				1169
070920 ASPARAGUS,FRESH OR CHILLED	80	171	88	211
070930 AUBERGINES FRESH OR CHILLED		1		38
070951 MUSHROOMS,FRESH OR CHILLED	208	651	144	287
070959 OTH MUSHROOMS&TRUFFL FRESH/CH				39
070960 FRUIT OF GENUS CAPSICUM F/CHLL	398	2561	12526	15078
070970 SPINACH NEWZEALAND SPINACH FRE	33	33		
070993 OTH PUMPKINS SQUASH&GOURDS F/C			168	168
070999 OTH VEGETABLES FRESH/CHILLED	2530	6205	194	459
071010 POTATO, FROZEN.	1040	1040	122	122
071029 OTH LEGUMINOUS VEGETABLES FROZ		95	55	123
071040 SWEET CORN, FROZEN		445		1845
071080 OTHER VEGETABLES,FROZEN		173		
071090 MIXTURE OF VEGETABLES,FROZEN	153	413		
071120 OLIVES PROVISIONALLY PRESERVED	23	23		159
071140 CUCUMBERS & GHERKINS PRESERVED	849	849		
071159 OTH MUSHROOMS & TRUFFLES		34		
071220 ONION; WHOLE DRIED,CUT	270	20027	2887	6061
071231 MUSHROOM GENUS AGARICUS DRIED	79	1886		
071239 OTH TRUFFLE DRYCUT WHOLE SLIC	68	4816	9023	9229
071290 OTH VEGETABLE MIXTURE DRIED	10670	28971	14970	35491
071310 PEAS DRIED SHELLED	1049324	3061247	593549	2308625
071320 CHICK PEAS DRIED SHELLED	195213	617439	147351	757219
071331 BEANS OF SPECIES VIGNA MUNGO	37871	39612		6129
071333 KIDNEY BEANS,INCL WHITE BENAS	830221	1726141	451469	1738930
071339 OTHER BEANS	24057	41426	51639	111955
071340 LENTILES	914337	2748912	501267	1456196
071350 BROAD BEANS & HORSE BEAN	6752	6752	1828	11057
071390 OTH DRIED LEGUMINOUS VEGETABLE	314877	1156353	303794	1306710
071490 OTHER ROOTS AND TUBERS			122	456
080111 DESICCATED, COCONUTS	70019	235964	34500	90754
080119 OTHER COCONUTS	29552	89946	32342	80580
080132 CASHEW NUT SHELLED	29778	43170	22180	42818
080211 ALMOND IN SHELL	72432	195519	43257	114049
080212 ALMOND,SHELLED (GIRI).	19172	35690	48010	194941
080222 HAZEL NUTS,SHELLED			30	30
080231 WALNUTS IN SHELL(AKHROTE)	232	232	38	427

Contd.

10.11 Imports by Economic Categories (Detail)

(In Thousand Rupees)

ITEMS	SEPTEMBER., 2014	CUMULATIVE FROM JULY, 2014	SEPTEMBER., 2013	CUMULATIVE FROM JULY, 2013
080251 PISTACHIO IN SHELL	1320	7753	918	36705
080252 PISTACHIO SHELL				2936
080280 ARECA(BETAL NUTS)	735980	2106875	395333	1580374
080290 OTHER EDIBLE NUTS	215	363	857	1297
080310 PLANTAINS,FRESH OR DRIED		7660		4762
080390 OTHER BANANS FRESH OR DRIED	654	73041	94	94
080410 DATES	398	12468	443	24825
080420 FIGS		660		
080430 PINEAPPLES	62	205	472	773
080450 GUAVAS,MANGOES,MANGOSTEN F/DRY		1195		
080510 ORANGES	2847	9554	3334	5442
080520 MANDARINS,CLEMENTIN ETC FR/DRY				
080540 GRAPEFRUIT,INCLUDING POMELOS	373	810	42	412
080550 LEMONS AND LIMES		77		794
080610 GRAPES, FRESH	1521041	2330293	728696	1142090
080620 GRAPES, DRIED	5333	6924	2347	6277
080711 WATERMELONS	7576	189122	9727	73294
080719 OTHER MELONS		1325	68	6327
080720 PAPAWS;(PAPAYAS/PAPITA)			6	6
080810 APPLE, FRESH	5894	23661	3708	25696
080830 PEARS FRESH	2974	3626	2718	4809
080910 APRICORTS;FRESH(KHUBANI)	2439	630740		287089
080921 SOUR CHERRIES; FRESH		17		
080940 PLUMS AND SLOES	251	251		13
081010 STRAWBERRIES,FRESH				
081050 KIWIFRUIT, FRESH	60	86	76	189
081090 OTHER FRESH FRUITS	63035	63812	50313	52090
081110 STRAWBERRIES,FROZEN	15	106		315
081120 RASBERRY,BL.BERRY MULBERRY FRZ	415	3699	340	340
081190 OTHER FRUITS AND NUTS,FROZEN	13	13		58
081290 OTH FRUIT/NUTS PRESERVED PROVI	204	223		
081310 APRICOTS DRIED	281	461	613	628
081320 PRUNES DRIED		63	1244	1732
081330 APPLES DRIED		5190		
081340 OTHER DRIED FRUITS	29284	72739	24461	72513
081350 MIXTURE OF NUTS,DRIED FRUITS		270		59
090121 COFFEE,ROAST,NOT DECAFFEINATED		1288		431
090122 COFFEE ROASTED,DECAFFEINATED	74	96		
090190 OTH COFFEE HUSKS/SKIN/COFE SUB	5469	10938	4408	4624
090210 GREEN TEA PACK < 3 KG	5116	5930	356	1017
090220 OTHER GREEN TEA(NOT FERMENTED)	70641	208076	20746	92657
090230 BLACK TEA & PARTLY FERMENT TEA	57	933	21	2985
090240 OTH BLACK TEA,OTH PARTLY F.TEA	3293398	8181195	2910791	7270378
090300 MATE		44		31
090411 PEPPER,NEITHER CRUSH NOR GROND	49470	381020	38102	295378
090421 FRUIT OF GENUS CAPSICUM DRIED	77827	173008	3321	4141
090422 FRUIT OF GENUS CRUCHED/GROUND	6870	15114		2048
090611 CINNAMON NOT CRUSHED OR GROUND	3484	4669	1683	3943
090619 OTHER CINNAMON	67612	177018	34794	115103
090620 CINNAMON & TREE FLOWER,CRUSHED				25
090710 CLOVES NEITHER CRUSHED/GROUND	22242	38827	42001	61441
090720 CLOVES CRUSHED & GROUND			230	230
090811 NUTMEG NEITHER CRUSHED/GROUND	17199	29454	11247	23579
090812 NUTMEG CRUSHED & GROUND		151		2074
090821 MACE NEITHER CRUSHED/GROUND	4227	20458	12701	24601
090831 CARDAMOMS NITHER CRUSHED/GRO	73885	139013	57023	142255
090921 SEEDS-CORIANDER NITHER CRU/GRO	29971	79951	16750	43418
090922 SEEDS-CORIANDER CRUSHED/GROUND	2262	3960	4698	5304
090931 SEEDS OF CUMIN (WHITE ZEERA)	31037	143652	57568	103926
090932 SEEDS CUMIN.CRUSH/GRO(W.ZEERA)		806		

Contd.

10.11 Imports by Economic Categories (Detail)

(In Thousand Rupees)

ITEMS	SEPTEMBER., 2014	CUMULATIVE FROM JULY, 2014	SEPTEMBER., 2013	CUMULATIVE FROM JULY, 2013
090961 CARAWAY,ANISE,FENL,JUNI.N-CR/G	12313	40318	1234	13891
091011 GINGER NEITHE CRUSHED/GROUND	433960	1125859	271100	764970
091012 GINGER. CRUSHED OR GROUND	487	1427		
091030 TURMERIC (CURCUMA)	1851	20739	2898	10018
091091 MIXTU OF PROD H-09.04 TO 09.10	151	151	123	252
091099 OTHER SPICES	843	2250	3628	3752
100119 DURUM WHEAT	6329372	7631085	3255301	4290088
100290 OTHER RYE	333	333		
100390 OTHER BARLEY		41		10385
100490 OTHER OATS	1625	88712		
100510 SEED, MAIZE	171839	1125066	128767	383228
100590 OTHER MAIZE (CORN)	3783	5737	3353	14926
100610 RICE IN HUSK (PADDY OR ROUGH)		4084		12087
100630 SEMI/WHOLLY MILLED RICE/POLIS	20608	27104	95175	123852
100640 BROKEN RICE	1645	2337		
100710 SEED GRAIN SORGHUM(JAWAR)		1839	1305	1305
100790 OTHER GRAIN SORGHUM(JAWAR)	737	2318		1194
100810 BUCK WHEAT				103
100821 MILLET (BAJRA)		1851	1785	16249
100829 OTHER MILLET (BAJRA)	3230	17041	3655	12981
100830 CANARY SEED		2655		1924
100890 OTHER CEREALS	1263	1263		1172
110100 WHEAT OR MESLIN FLOUR	146245	185673	158101	187158
110220 MAIZE (CORN) FLOUR		50		
110290 OTHER CEREAL FLOUR	50	577	97	1537
110311 GROATS AND MEAL OF WHEAT		1029		
110313 GROATS&MEAL OF MAIZE (CORN)	2297	4529	1467	2235
110412 ROLLED OR FLAKED, OATS.		135		
110419 ROLLED/FLAKED GRAIN/OTH CEREAL		43		
110422 OTHER WORKED GRAIN OF OATS	5408	12889	2300	5363
110423 OTH WORK GRAIN OF MAIZE (CORN)		29		
110429 OTH WORK GRAIN OF OTH CEREALS		1128	21	3656
110510 FLOUR,MEAL&POWDER OF POTATOES	34645	111081	22201	75422
110520 FLAKE,GRANULE/PELLETS POTATOES	3528	4886		46
110620 FLOUR,MEAL POWDER OF SAGO/ROOT		34		
121120 GINSENG ROOTS	646	984	1889	1889
121229 OTHER SEAWEDS& OTHER ALGAE	100408	100408		4204
121299 OTHER FRUIT STONE&KERNELS/VEG		212	25	25
121300 CEREAL STRAW & HUSKS,IN PELLET	102894	282905	19935	69327
121410 LUCERNE (ALFALFA) MEAL&PELLETS		3910		
121490 OTH SWEDES,MANGOLDS,FODDER,HEY		82		
130120 GUM ARABIC	1639	4217	494	37292
160210 HOMOGENISED PREP MEAT/EDB MEAT		120		
160231 OTH PREP/PRESV MEAT OF TURKEY	259	259		
160232 OTH PREP/PRESV MEAT OF FOWLS	34796	109839	37165	102943
160239 OTH PREP/PRESV,MEAT OTH POLTRY	298	12365	13001	13148
160250 OTH PREP/PRES MEAT BOVIN ANIML	6218	12390	2329	3894
160290 OTH PREP MEA OFL,BLOOD ANIMAL	75	75		
160411 SALMON,FISH,WHOLE/PIE NOT MICE		36		7
160413 SARDINE,BRISL/SPRAT W/P N-MINC		27	8	8
160414 TUNAS,SKIPJACK,BONITO,WHOLE/PC		227	9	28
160419 OTH FISH,WHOLE/PIECE NOT MINCE	2200	4535	1252	4714
160420 OTH FISH PREPARED PRESERVED		1015		634
160510 CRAB,PREPARED OR PRESERVED.	85	227	26	26
170112 BEET SUGAR RAW NOT CONT FLAVOR		76		62
170191 O.CANE/BEET SUGAR CON.FLAV/COL				2852
170199 OTH CANE/BEET SUGAR PURE SUC	31235	107654	65801	139562
170211 LACTOSE & LACTOSE SYRUP WT 99%	144162	324210	29773	241446
170219 OTH,LACTOSE AND LACTOSE SYRUP		9369	7933	15238
170230 GLUS SYP,DRY STAT FRVCT <20%	67651	192225	37693	111838

Contd.

10.11 Imports by Economic Categories (Detail)

(In Thousand Rupees)

ITEMS	SEPTEMBER., 2014	CUMULATIVE FROM JULY, 2014	SEPTEMBER., 2013	CUMULATIVE FROM JULY, 2013
170240 GLUCOSE/GLUCOSE SYRUP<20% FRUC		682		
170250 CHEMICALLY PURE FRUCTOSE	614	614		213
170260 OTH FRUCTOS SYP,50% WT OF FRAC		141		
170290 OTH SUGAR INCL INVERT SUGAR	15808	172972	43948	115967
170310 CANE MOLASSES				290
170410 CHEWING GUM,WH/NOT SUGA COATED	13270	38017	6051	17906
170490 OTH SUGAR CONFECT NOT CON COCA	60396	171951	22686	101886
180100 COCOA BEANS,WHOLE,BROKEN,ROAST				6
180310 COCOA PASTE,NOT DEFATTED(LICOR	73422	150551	7801	42619
180400 COCOA,BUTTER,FAT AND OIL	92507	261476	18536	63925
180500 COCOA POWDER,NOT CON ADDED SUG	110129	250303	98710	266599
180610 COCOA POWDER,CON ADDED SUGAR		53		35
180620 OTH PREPA WT2KG,PAS,BLOCK SLAB	35114	258566	4923	98559
180631 OTH FOOD PREP COCOA BARS FILD	26942	56208	27599	59079
180632 OTH FOOD PREP COC BAR NOT FILD		4194	32	1035
180690 OTH,FOOD PREP CONT COCOA LIQUD	18109	57412	13008	26358
190110 FOOD PREP FOR INFANT USE	809489	1927091	513873	1185642
190120 MIXES&DOUGHS FOR PREP BAKER	2317	15548	19103	25753
190190 OTH FOOD PREP OF FLOUR,MEAL	135684	505344	119253	414948
190211 UNCOOK PASTA,NUT STUFD CON EGG	27	142	29	269
190219 OTHER,UNCOOKED PASTA.	2035	7577	331	2024
190220 STUFFED PASTA,WHETH/NOT COOKED	30	30		
190230 OTHER PASTA	1534	8332	1298	4198
190240 COUSCOUS WHETER OR NOT PREPARE	54	54		3
190300 TAPIOCA&SUBSTI PRE FRM STARCH	4964	25196	11996	24071
190410 PREP FOOD,SWLL/ROAS OF CEREALS	22399	41602	26045	55634
190420 PREP FOOD UNROAST CEREAL FLAKE	6152	9098	3545	3612
190490 OTH PREP FOOD OBTAIN BY CEREAL	1602	40831	14982	23054
190510 CRISPBREAD AND BUNS		80	424	444
190531 SWEET BISCUITS	10205	16591	1297	7431
190532 WAFFELS AND WAFERS	11821	25623	2823	16316
190540 RUSK,TOASTED BREAD & PRODUCTS	220	4214	5298	19095
190590 OTHER BAKERY PRODUCTS	16898	78966	15309	37062
200110 CUCUMBER,GHERKINS PREP/PRESERV	107	130		1204
200190 OTH VEG FRUIT,NUT,PRES VIN/ACE	1212	4648	1438	3972
200210 TOMATOES,WHOLE/PIECE,PREP/PRSV	882	975	54	140
200290 OTH,TOMATO/PRE/PRS O/TH VINGER	45801	92245	18329	73003
200310 MUSHROOM,PREP/PRSV O/TH VINHER	5917	12839	1376	3773
200390 OTH MUSHROOM&TRUFFLE PREPARED	835	1180	806	1454
200410 POTATO,PREP/PRSV,O/TH VINGERS	28803	92212	29372	115912
200490 OTH VEG MIX/VEG PREP O/TH VING	14023	30661	14859	48053
200510 HOMOGENIZED VEGETABLES	38	311	2	4
200520 POTATO PREP O/TH VING NOT FROZ	1666	5082	1351	3575
200540 PEAS PREP O/TH VINGER NOT FROZ	834	1766	40	70
200551 BEAN SHELD PREP O/TH VING N/FZ	68	787	102	121
200559 OTH BEAN PREP O/TH VING NOT FZ	4419	4886	837	1287
200560 ASPARAGUS,PREP O/TH VING N-FZ			92	96
200570 OLIVES PREP O/TH VING NOT FROZ	7270	26963	5129	25832
200580 SWEET CORN,PREP/PRESV NOT FROZ	1869	9816	3506	7229
200591 OTH VEGETABLES& MIXTURE OF VEG		118	19	34
200599 OTH VEGE PREPARED OR PRESERVED	2483	6681	365	2748
200600 VEG,FRUIT,NUTS,PEEL PRE BY SUG	95	751	41	289
200710 HOMOGENENISED PREPARATIONS	16	172	28	204
200791 OTH,CITRUS FRUIT COOKED PREP				129
200799 OTH JAM,FRUIT,JELLY,MARMALADE	5930	12957	962	21201
200811 GROUND NUTS,PREP/PRESERVED	220	287	53	1660
200819 OTH NUTS/SEED INCL MIXTURES	2162	7982	593	2589
200820 PINEAPPLES,PREPARED/PRESERVED	26232	136959	19478	81818
200830 CITRUS FRUIT,PREPARE/PRESERVED		23431		27381
200840 PEARS,PREPARED OR PRESERVED	553	2560	737	2279

Contd.

10.11 Imports by Economic Categories (Detail)

(In Thousand Rupees)

ITEMS	SEPTEMBER., 2014	CUMULATIVE FROM JULY, 2014	SEPTEMBER., 2013	CUMULATIVE FROM JULY, 2013
200860 CHERRIES,PREPARED OR PRESERVED	1304	6160	730	4800
200870 PEACHES,PRPARED OR PRESERVED	32582	45180	19	24699
200880 STRAWBERRIES,PREPARE/PRESERVED		1896	20	1929
200897 MIXTURES OF FRUITS,NUTS&PLANTS	29728	122182	26430	94001
200899 OTH FRUITS,NUT/EDIBLE PLANTS	559	6624	2510	6906
200911 ORANGE JUICE,FROZEN	513	4248	6702	6702
200919 OTHER ORANG JUICE	41243	224544	41806	143102
200921 GRAPEFRUIT JUICE,BRIX VAL=20		2		40
200929 OTHER GRAPE FRUIT,JUICE	42	67	19	429
200931 JUICE OF ANY SINGL CITRUS FRUT			18	522
200939 OTH JUICE OF ANY CITRUS FRUIT		2525		1138
200949 OTHER PINEAPPLE JUICE	5781	31451	3942	19522
200950 TOMATO JUICE			10	74
200961 GRAPE JUICE INCL GRAPE MUST		448		
200969 OTHER GRAPE JUICE	14986	170997	36074	110995
200971 APPLE JUICE ,BRIX VAL=20		1513		
200979 OTHER APPLE JUICE	59896	101880	23564	60868
200989 OTHER JUICE OF FRUIT/VEGETABLE	6104	41142	1002	1646
200990 MIXTURES OF JUICES	3688	16198	2909	21984
210111 EXTRACT,ESSENCE/CONC COFEE/PRE	95035	105688	8335	32950
210112 PREP WITH A BASIS OF EXTRA/COF		402	2104	3480
210120 EXTACT,ESSENCE ETC OF TEA MATE		6860		54
210210 ACTIVE YEASTS	36292	117167	35927	93849
210220 INACTIVE YEASTS,OTH SINGL CELL		5	861	2850
210230 PREPARED BAKING POWDERS	2520	8179		1731
210310 SOYA SAUCE	20396	55891	4115	21704
210320 TOMATO KETCHUP/OTH TOMATOSAUCE	8654	15770	4304	11711
210330 MUSTARD FLOUR/MEAL/PREP MUSTAR	774	2025	920	3074
210390 OTH SAUCES PREP/MIX SEASONING	7653	47782	14005	35749
210410 SOUPS/BROTHS & PREP THEREOF	53	663	17	52
210420 HOMOGENISE COMPOSITE FOOD PREP		18	7	16
210500 ICE CREAM,OTH EDIBLE ICE	1075	7941	2072	6799
210610 PROTEIN CONCENTRATE/TEXT PROTN	4726	9306	3177	9141
210690 OTH FLAVOURING POWDER/CONCT	374787	1148290	337007	1040003
220110 MINERAL WATERS/AERATED WATERS	901	5819	2161	4051
220190 OTH,NATURAL/ARTIFICIAL WATERS	333	1769	66	907
220210 WATER,MINERAL/AERATED WATER	77634	183882	8443	57566
220290 OTH WATER/OTH NON ALCOLIC BEVG	8087	37686	6745	23542
220300 BEER MADE FROM MALT	1308	4366	4014	9603
220410 SPARKLING WINE	2755	3146	2421	4878
220421 OTH WINE OF FRESH GRAPES<2LT		163		
220429 OTH WINE OF FRESH GRAPES>2LT			418	418
220820 SPIRIT OBT BY DISTIL GRAPEWINE	1358	2849		
220830 WHISKIES	3068	5139	2415	6864
220840 RUM&OTH SPIRITS DISTILL SUGAR		46	149	149
220850 GIN AND GENEVA	210	352	921	1508
220860 VODKA	625	1098	132	377
220870 LIQUEURS AND CORDIALS	116	244	243	460
220890 OTH SPIRIT/SPIRITOUS BEVERAGES	175	376	1439	3562
220900 VINEGAR&SUBSTITUTE,ACTIC ACID	1127	4722	66	1548
230110 FLOURS,MEALS,PELLETS,OF MEAT		7		
230120 FLOURS,MEALS,PELLETS,OF FISH	10569	22647	3195	3195
230240 BRAN SHARP RESIDUE OF OTH CERL		854		
230330 BREWING/DISTILLING DREGS/WASTE	1655	26114		
230400 OIL-CAKE/OTH S/RESID SOYABEAN	7216420	15996488	1940840	3324929
230620 OIL CAKE/OTH RESIDUE,LINSEEDS	1252	1252		
230630 OIL CAKE/OTH SUNFLOWER SEEDS	4245	4245		
230641 OIL CAKE/OTH RESID COLZA SEEDS		133065	156536	185199
230649 OIL CAKE/OTH RESID RAPE SEEDS		54645	49838	115975
230650 OIL CAKE/OTH RESIDUES,COCONUT		721		

Contd.

10.11 Imports by Economic Categories (Detail)

(In Thousand Rupees)

ITEMS	SEPTEMBER., 2014	CUMULATIVE FROM JULY, 2014	SEPTEMBER., 2013	CUMULATIVE FROM JULY, 2013
230660 OIL CAKE/OTH RESIDUE,PALM NUTS	65979	476579	33054	85326
230910 DOG/CAT FOOD,PUTUP RETAILSALE	13928	32259	3968	6936
230990 OTH,PREP USED IN ANIMAL FOOD	353809	1358708	257688	736889
240210 CIGAR,CHEROOTS CONTAIN TOBACCO			295	624
240220 CIGARETTES CONTAINING TOBACCO	69292	93098	55254	121808
240290 CIGAR,CHEROOTS/TOBACCO SUBST	206	435		281
240391 HOMOGENISE/RECONSTITUTE TOBACO		3153	2779	2779
240399 OTH MANUFACTURED TOBACCO/EXTR	355	1613	1104	1368
271012 LIGHT OILS AND PREPARATIONS	20570311	61866767	16184975	50202822
271019 KEROSENE,INCL KER.TY. JET FUEL	923562	2962894	1143282	2138937
293500 SULPHONAMIDES	158706	525078	158130	453174
293621 VITAMIN A ITS DERIVATIVE UNMIX	14755	45986	21289	51173
293622 VITAMIN B1/ITS DERIV UNMIXED	7434	37523	7166	28675
293623 VITAMIN B2/ITS DERIV UNMIXED	21068	50092	12419	32740
293624 D-,DL-PANTOTHENIC ACID(VITB3B5	34758	80564	16239	39880
293625 VITAMIN B6/ITS DERIV UNMIXED	14640	63415	10667	57766
293626 VITAMIN B12/ITS DERIV UNMIXED	26349	94646	34171	92053
293627 VITAMIN C/ITS DERIVATIVE UNMIX	45827	99159	24310	89055
293628 VITAMIN D/ITS DERIVATIVE UNMIX	93794	168761	27414	48145
293629 OTH VITAMIN/ITS DERIV UNMIXED	35853	122546	26743	136227
293690 OTH INTER-MIXTURE PROVITAMINS	24508	36576	24463	65790
293712 INSULINE AND ITS SALTS		55346	20946	40718
293719 OTHER POLYPEPTIDE HARMONES		23981	2239	11619
293721 CORTISONE/HYDRO/PREDNISONE ETC	16224	85722	10912	74039
293722 HALOGENATE DERIV ADERNAL HORMN	28176	213523	59199	191989
293723 OESTROGENS AND PROGESTOGENS	113678	338116	65586	134968
293729 OTH,STEROIDAL HARMONES,DERIVAT	118330	93022	25969	72948
293750 PROSTAGLANDINS, THROMBOXANES&DR	19401	17161	16133	29872
293790 OTH HORMONES/ITS DERIVATIVES	8241	102593	33871	135633
293810 RUTOSIDE(RUTIN)/ITS DERIVATIVE	25632	1422	1515	1535
293890 OTHER, GLYCOSIDES	9343	41874	8730	17382
293911 CONCENTRATES OF POPPY STRAW	3094	93898	3052	130513
293919 OTH ALKALOIDS OF OPIUM/DERVATI	5086	50646	1611	14153
293920 ALKALOID CINCHONA/DRV SALT	5707	7036		
293930 CAFFEINE AND ITS SALTS	33142	84872	14387	77901
293949 OTHER,EPHEDRINE AND ITS SALTS		50157	17582	35138
293959 OTH THEOPHYLLINE/AMINOPHLLINE	18464	67689	14208	43732
293969 OTH ALKALOID OF RYE ERGOT/SALT	2991	30908	6147	25809
294000 SUGARD O/T SUCROSE/LACTOSE ETC	44809	166598	16579	66289
294110 PENCILLINE/DERV/ACID/SALT ETC	30991	61359	5682	57633
294120 STREPTROMYCIN/DERIV/SALT THROF	17256	36531	723	23938
294130 TETRACYCLINE/DERIV/SALT THROF	50912	173139	39101	99499
294140 CHLORAMPHENICAL/DERIV/SALT	10546	28829	18895	34489
294150 ERYTHROMYCIN/DERIV/SALT THROF	128290	465312	130281	376045
294200 OTHER ORGANIC COMPOUNDS.	6311	24538	3076	16129
300190 OTH GLAND ORGAN,EXTRACT,HAPRIN	21	36		235
300210 ANTISERA/OTH BLOOD FRAC MODIFY	20399	36898	12565	46218
300220 VACCINES FOR HUMAN MEDICINE	1023897	2511453	3106833	5955819
300230 VACCINE VETERINARY MEDICINE	267369	888618	153050	587355
300290 OTH HUMAN/ANIMAL BLOOD,THERAPC	124988	224731	7001	265665
300310 MEDICAMENT PENCILLIN DERV/ACID		27816		
300320 MEDICAMENT OTH ANTIBIOTICS	17380	19773	12402	32865
300339 OTH,MEDICEMENT HARMONE ANTIBTC	98296	209809	37066	100857
300390 OTH MEDICEMENT NES-NOT-R-SALE	126379	216134	248342	303213
300410 MEDICAMENT,PENCILLIN DERV/ACID	43118	109033	75164	189337
300420 MEDICAMENT OTH ANTIBIOTICS	275991	752456	235223	688855
300431 MEDICAMENT INSULIN NOT ANTIBTC	319513	905769	144722	370003
300432 MEDICIMENT ADERN CORTC HARMONE	20596	29619	11402	19711
300439 OTH MEDICIMENTHARMONE NOT ANT	182624	388520	120112	389919
300440 MEDICAMENT ALKALOID DERV ANTI	55544	121879		

Contd.

10.11 Imports by Economic Categories (Detail)

(In Thousand Rupees)

ITEMS	SEPTEMBER., 2014	CUMULATIVE FROM JULY, 2014	SEPTEMBER., 2013	CUMULATIVE FROM JULY, 2013
300450 OTH MEDICAMENT VITAMIN/OTH PRO	41344	186173	146627	250809
300490 OTH MEDICAMENT THERAPEUTIC USE	2477422	8976791	1726170	6271247
300510 SURGICAL TAP IN JAMBO ROLLS	46983	114159	35872	72089
300590 OTH WADDING,GAUZE,BANDAGE ARTI	6590	26842	15791	67346
300610 STERILE SURGICAL CATGUT, ETC	213560	435958	51132	139504
300620 BLOOD-GROUPING REAGENTS	316	932	131	964
300630 OPACIFY X-RAY EXAM DIAGNOSTIC	716	3725	1448	6248
300640 DENTAL CEMENT/DENTAL FILLING	7975	34182	5972	20917
300650 FIRST AID BOXES AND KITS.	220	420	483	531
300660 CHEMICAL CONTRACEPTIVE HORMONE	177499	238448		22270
300670 GEL PREP HUMAN/VETERINARY USE	1322	20832	435	1655
300691 APPL IDENTIFIABLE, OSTOMY USE		7577		6017
321519 PRINTING INK EXCL. BLACK	123380	345277	122588	325500
321590 OTH WRITING/DRAWING/OTH INK	24301	64300	12456	45940
330112 ESSENTIAL OIL OF ORANGE	27558	32106	7162	16072
330113 ESSENTIAL OIL OF LEMON	4412	11076	2688	9583
330119 OTH ESSENTIAL OIL/CITRUS FRUIT	21087	59738	23	43980
330124 ESSENTIAL OIL OF PEPRAMINT	53	2825	1049	5411
330125 ESSENTIAL OIL OF OTHER MINTS	3659	6952	3604	3688
330129 OTH ESSENTIAL OIL O/T CIT FRUT	3324	12646	6801	10761
330130 RESINOIDS		270		418
330190 OTH,CONCENTRATE ESSENT OIL NS	15543	24210	12949	32984
330210 MIXTURE ODORIFEROUS SUBS&MIXT	195620	589401	120077	645305
330290 OTH,MIXTURE,ODORIFEROUS SUBST	358515	1023559	211020	863188
330300 PERFUMES AND TOILET WATERS	37207	156216	14827	186536
330410 LIP MAKE-UP PREPARATIONS	19544	49194	6394	17415
330420 EYE MAKE-UP PREPARATIONS	16026	47863	5516	23125
330430 MANICURE/PEDICURE PREPARATIONS	6083	17618	2801	8165
330491 POWDER WHETHER/NOT COMPRESSED	38083	97745	11355	42363
330499 OTH,BEAUTY/MAKE-UP PREPARATION	136728	309444	62775	190074
330510 SHAMPOOS	337572	809247	202373	457651
330520 PREP PERMANENT WAVING/STRAIGHT	6040	17554	1859	10703
330530 HAIR LACQUERS	190	366	195	697
330590 OTH PREP USE ON HAIR	54283	196560	50538	131441
330610 DENTIFRICES	27623	61344	15051	36628
330620 YARN,CLEAN TEETH(DENTAL FLOSS)	43	484		419
330690 OTH,PREP ORAL/DENTAL HYGIENE	6729	7460	606	1313
330710 PRE/AFTER SHAVE PREPARATION	15304	82101	6361	25441
330720 PERSONEL DEDORANT&ANTIP RSPRNT	46704	140262	22100	67727
330730 PERFUMED BATH SALT/OTH PREP	216	1720	20	2133
330741 AGARBATTI/OTH ODORIFEROUS PREP	173	632	5	25
330749 OTH PREP PERFUMING ROOM/RELIGS	15568	59934	8855	33802
330790 OTH,DEPILATORY/PERFUM ETCPREP	4397	9968	4330	8920
340111 SOAP&ORGANIC SURFAC-ACTIV PROD	172466	509835	61487	182036
340119 OTH,SOAP ORG-SURFAC-ACT PROD	27170	66904	11297	52523
340120 SOAP IN OTHER FORMS	60265	221017	37583	95727
340130 ORGANIC SURFACE ACTIVE PRODUCT	38256	79532	16070	48799
340211 ORGANIC SURFACE-ACTIVE AGENT	319998	772354	232467	869037
340212 ORGANIC SURFACE ACTIVE CATIONC	9554	25074	90774	119058
340213 ORG SURFACE ACTIVE NON-IONIC	227924	845169	204179	643956
340219 OTH ORG SURFACE ACTIVE AGENT	58828	98616	17742	56935
340220 ORG SURF PREP PUTUP FOR R-SALE	33833	134647	9503	35415
340490 OTH, ART/PREP WAXES	126282	346475	62264	222230
340510 PO/CREAM FOR FOOTWEAR/LEATHER	14481	46868	4676	13693
340520 POL/CREAM/PREP, WOOD FURNITURE	4266	11068	1547	4420
340530 POL/CREAM/PREP,COACHWORK/METAL	913	6074	275	3868
340540 SCOURING/PASTE/POWDER/OTH PREP	163	453	708	758
340590 OTH POL/CREAM/PREP,F-WEAR/LETH	15819	36767	5673	17097
350190 OTH CASEINATE DERIV CASEN GLUE	121	13553	974	8690
350211 EGG ALBUMIN DRIED	10446	10446		

Contd.

10.11 Imports by Economic Categories (Detail)

(In Thousand Rupees)

ITEMS	SEPTEMBER., 2014	CUMULATIVE FROM JULY, 2014	SEPTEMBER., 2013	CUMULATIVE FROM JULY, 2013
360300 SAFETY FUSES DETONATING FUSES	343	9440	34795	45877
360610 LIQUID/LIQUEFIE GAS FUEL			258	378
391740 FITING FOR TUBE ETC OF PLASTIC	31829	95838	11334	71287
391810 FLOOR COVERING OF POLYMERS V-C	20874	99140	17892	42378
392190 OTH PLATE,SHEET ETC OF PLASTIC	136100	398364	105778	349368
392210 BATH,SHOWER WASH BASIN OF PLAS	3647	12777	2067	8830
392220 LAVATORY SEAT/COVER OF PLASTIC	790	4232	1155	5263
392290 OTH FLASH/SIM SANITARY PLASTIC	5357	17454	1274	4296
392310 BOXES,CASES,CRATES PLASTIC	59865	203320	36150	127553
392321 SACK&BAG OF POLYMER OF ETHYL	82578	188056	17594	71894
392329 SACKS & BAG OF OTHER PLASTICS	52036	173026	71727	199331
392330 CARBOYS,BOTTLES,FLASKS ETC	54714	174503	24472	81730
392340 SPOOLS,COPEES,BOBINS ETC PLASTC	15927	67806	26684	73000
392350 STOPPERS,LIDS,CAPS ETC OF PLAS	100232	361347	90486	246733
392390 OTH ARTICLES FOR CONVEYANCE NS	24634	78481	27124	118647
392410 TABLEWARE KITCHENWARE OF PLAST	23430	64701	7112	23074
392490 OTH,HOUSEHOLD/TOILET ARTICLES	18188	58452	9621	27912
392510 RESERVOIRS,TANKS,VATS>300 LTRS	440	777	41574	51141
392520 DOOR,WINDOWS FRAME&H-HOLD PLAS	1691	7683	1690	3186
392530 SHUTTERS,BLINDS&PARTS OF PLAST	1098	2803	778	2141
392590 OTH,BUILDER-WARE OF PLASTIC,NS	46006	162173	16009	72326
392610 OFFICE/SCHOOL SUPPLY PLASTIC	8184	21511	1532	7846
392620 ARTICLE OF APPAR CLOTHING PLAS	10488	41881	17533	44705
392630 FITTING FOR FURNITUR/COACH PLA	972	2870	469	953
392640 ORANMENTAL ARTICLES OF PLASTIC	33906	131666	12843	49950
400942 TUBE,PIPERUB WITH OTH.METL.FIT	2243	18264	6836	17465
401011 CONVEYOR BELTS WITH METALS		4682	1267	1359
401012 CONVEYOR BELTS WITH TEX-METACS	91083	157556	33479	88191
401019 OTH CONVEYOR BELT OR BELTING	29095	90118	26886	72227
401031 TRANSMISSION BELTS 60-180 CM	28670	62457	25787	71344
401032 TRANSMISSION OTH BELT 60-180 CM	28613	80671	12926	37581
401033 TRANSMISSION BELT 180-240 CM	321	6631	223	838
401034 TRANSMISSION BELT OTH 180-240CM	197	1785	200	1083
401035 TRANSMISSION SYN.BELT 60-150CM	362	3086	807	3231
401036 TRANSMISSION SYN.BELT 150-198CM	113	331	186	2022
401390 OTHER INNER TUBES,OF RUBBER	13571	27590	10671	17831
401410 SHEATH CONTRACEPTIVES	158718	398405	92467	205569
401490 OTH HYG/PHARMACEUTICAL ARTL	12539	14827	1524	3404
401511 GLOVES,RUBBER,SURGICAL	37376	110517	23316	95412
401519 OTHER GLOVES,RUBBER	24788	51168	14555	25676
401590 OTH ARTI APPRL/CLOTH ALL PURPS	6380	37198	4216	19014
401610 ARTICLES OF UNHARD CEL VUL RUB	6776	39472	12225	27564
401691 FLOOR COVERING & MATS, RUBBER	10949	15173	421	6319
401692 ERASERS, RUBBER	17329	59665	17922	44544
401693 GASKETS,WASHERS,SEALS,OF RUBB	173100	397796	161256	419624
401694 BOAT/DOCK FENDERS,OF RUBBERS		572	3739	3739
401695 OTH INFLATABLE ARTICLE OF RUBB	694	9042	1648	2571
401699 OTH ARTICAL UNHARD VUL RUBBER	161421	443316	148682	445391
420100 SADDLERY&HARNESS FOR ANIMALS	123	297		80
420211 TRUNKS,SUITCASE,VANITY-CASES	912	9184	1475	8407
420212 TRUNK,SUITCA,SATC ETC PLAS/TEX	89079	236474	42365	136263
420219 OTH TRUNK,SUITCASE,VANITY-CASE	762	4797	5775	10003
420221 HANDBAG,COMP/PATENT LEATHER	46668	175042	36332	74425
420222 HANDBAGS,PLASTIC/TAXT MATERIAL	14974	40033	11775	37888
420229 OTH HANDBAGS,WITHOUT HANDLES	24712	70635	13504	47016
420231 ARTI.CARIED.IN POCKET. LEA/COM	1356	6723	758	3541
420232 ARTIC CARRIED IN POCK TAXT MATE	1036	2640	332	1370
420239 OTH,ARTI CARRIED IN HAND/POCKET	4538	10356	3044	8435
420291 OTH CONTAINER O/S OF LEA/COMPS		1219	86	8691
420292 OTH CONTAINER O/S PLAS/TEXTILE	397	5605	1625	4354

Contd.

10.11 Imports by Economic Categories (Detail)

(In Thousand Rupees)

ITEMS	SEPTEMBER., 2014	CUMULATIVE FROM JULY, 2014	SEPTEMBER., 2013	CUMULATIVE FROM JULY, 2013
420299 OTH CASES VULCANISED FIB/PBOA	3051	5679	603	3408
420310 ARTICLES OF APPAREL	8187	20396	2262	13859
420321 GLOVES,MITTENS & MITTS SPORTS	728	1557		999
420329 OTH LEATHER GLOVES	2754	6750	5773	16450
420330 BELTS AND BANDOLIERS	23558	69860	40825	72967
420500 OTH ART LEA/COMP LEA TECHNICAL	1034	2729	3029	13337
430310 ARTI APPAR CLOTH ACCE FURSKIN		289		528
430390 OTHER, ARTICLES OF FURSKINS	1904	2451		15
430400 ARTICLE OF FUR&ARTICLE THEREOF	1410	7006	1622	10792
440131 WOOD PELLETS		1192		
440139 SAW DUST & WOOD WASTE & SCRAP	1798	3912		2675
440210 WOOD CHARCOAL OF BAMBOO NOT AG	737	1453	200	200
441300 DENSIFIED WOOD,BLOCK,PLATE,ETC	1398	9542		4575
441600 CASK,BARREL,VAT,TUB&OTH PRODC				11
441890 OTH BUILDERS JOINERY/CARP WOOD	28554	97085	11410	46175
441900 TABLEWARE&KITCHENWARE OF WOOD	3360	10233	758	4973
442010 STATUETTES/OTH ORNAMENT WOOD	80	303	128	913
442090 OTH WOOD MARQUETRY&INLAID WOOD	6616	22599	1211	6110
442110 CLOTHES HANGERS OF WOOD	751	3934	2725	3877
450490 OTH, ARTICLES AGLOMERATED CORK		6		2
460121 MATS,MATTING&SCREEN OF BAMBOO	593	1099	1447	2927
460122 MATS,MATTING&SCREEN OF RATTAN				4
460129 OTH MATS,MATTING&SCREN VEG MAT		1	118	118
460192 OTH MATTING&SCREEN OF BAMBOO				379
460199 OTH PLATING MATERIAL N.E.S	457	1757	252	366
460211 BASKETWORK&OTH ARTICL OF BAMBO		1477	1454	1527
460212 BASKETWORK&OTH ARTIC OF RATTAN				4
460219 BASKETWORK&OTH ART OF VEG MATE	268	699	58	262
481200 FILTER BLOCK,SLAB OF PAPERPULP				491
481310 CIGRETTE PAPER IN BOOKLET/TUBE		48		1580
481490 OTHER WALLPAPER & COVERINGS.	32	926	517	694
481690 OTHER COYING PAPER, C/T SIZE.	6	2626		2733
481710 ENVELOPES	1410	4134	759	1549
481720 LETTER CARDS, PLAIN POSTCARDS	6	35	60	89
481730 BOXES,POUCHES,PAPER STATIONERY	553	3133	253	1598
481810 TOILET PAPER	967	12182	2891	11013
481820 HANDKERCHIEFS, TISSUES&TOWELS	9058	24319	4948	17728
481830 TABLE CLOTHS & SERVIETTES	8	2539	858	1699
481850 ARTICLES OF APPAREL&CLOTHING	210	596		44
481890 OTH ARTI LINEN,P&P GARMET/ASSE	3399	10036	3530	10867
481910 CARTON,BOXE&CASES CORRU PAPE	98311	180190	68820	285350
481920 FOLD/CARTO/BOXE&CASE, NON-CURRU	13023	38852	19189	48020
481930 SACKS&BAGS WITH BASE 40CM/MORE	104	8469	57	147
481940 OTH SACKS&BAGS,INCLUDING CONES	971	18282	3809	15696
481950 OTH PACKING CONTAINERS/RE-SLEE	655	16103	602	18717
481960 BOX FILES,LETTER TRAYS,BOX,OFF	4270	17378	4160	8766
482010 REGISTERS,LETTER PADS,DIARIES	6594	18502	4216	8160
482020 EXERCISE BOOKS	244	1204	1548	4389
482030 BINDERS,FOLDERS&FILE COVERS	1477	5303	1792	3984
482040 MANIFOLD BUSINESS FORMS/CARBON	59	126	319	697
482050 ALBUMS FOR SAMPLES/COLLECTIONS	173	570	2091	2351
482090 OTH BOOK COVER,BLOTING PAD,NES	2221	7167	809	5946
482110 P&P.BOARD LABLES PRINTED ALL=K	63432	147321	37037	101996
482190 OTH,P&P/BOARD LABLES NOT PRINT	127198	377676	132912	342117
482210 BOBBINS, SPOOLS, CAPS, PULP.	1373	2131	1716	6918
482290 OTHER,BOBINS,SPOOL,CAPS ETC.PA	9255	19466	4830	16317
482320 FILTER PAPER AND PAPERBOARD	12645	43350	17500	36240
482340 ROLLS,SHEETS AND DIALS,PRINTED	16	1599	286	1732
482361 TRAY,DISHES,PLATES,CUP,P&BORD				11
482369 OTH TRAY,DISH,PLATE,CUP,P&BORD	7241	28183	8554	16068

Contd.

10.11 Imports by Economic Categories (Detail)

(In Thousand Rupees)

ITEMS	SEPTEMBER., 2014	CUMULATIVE FROM JULY, 2014	SEPTEMBER., 2013	CUMULATIVE FROM JULY, 2013
482370 MOULDED/PRESSED ARTICL P-PULP	1467	2069	1904	8296
482390 OTH,ARTICLES OF PAPER PULP,CEL	27990	78858	20044	44257
490110 PRINTED BOOKS IN SINGLE SHEETS	2827	9942	6060	8080
490191 DICTIONARIES AND ENCYCLOPAEDIA	2740	17335	5476	32079
490199 OTHER,PRINTED BOOKS/BROCHURES	220793	532437	117011	378638
490210 NEWSPAPERS,JOURNAL 4-TIME/WEEK	1476	2493		1
490290 OTHER NEWSPAPER,,JOURNALS PERIO	4557	14786	5899	20824
490300 CHILDREN DRAWING/COLOUR BOOKS	127	1857	31783	111438
490510 GLOBES	155	484	10	10
490591 OTH PRNTD MATER BOOK FORM/ATLS	14	14		1
490599 OTH MAPS AND HYDROGRAPHIC/W-PA	17	609	59	760
490600 PLANS/DRAWINGS FOR ARCHITECTS	25846	85321	7203	40658
490700 BANKNOTE,CHEQUE,STAMP,BOND ETC	943	4087142	7432880	25939005
490810 TRANSFERS ,VITRIFIABLE.	962	2165	949	2001
490890 OTH,TRANSFERS(DECALCOMANIAS)	7391	12984	9886	19945
490900 PRINTED/ILLUSTRATED POSTCARDS	3283	12301	4434	12431
491000 CALENDAR OF ANY KIND PRINTED.	451	492	146	164
491110 TRADE ADVERTISING MATERIAL.	9128	34486	29538	48747
491191 PICTURES,DESIGNS&PHOTOGRAPHS	642	1762	687	1801
500600 SILK YARN/ YARN SPUN WASTE NRS				242
500710 FABRICS OF NOIL SILK	1142	1625		
500720 OTH FAB CON>80% WT OF SILK	48630	208287	111200	205855
511111 WOVEN FABRICS CARDED WOOL,85%	27781	64345	33609	33609
511119 OTH WOVEN FABRICS CARDED WOOL		1842	4573	8398
511120 OTH MIXED MAN-MADE FILAMENTS			62	102
511130 OTH MIXED MAINLY/SOLELY M-MADE	152	152		
511190 OTH WOVEN FAB CARDED WOL/HAIR	5822	19246	67	3336
511211 WOVEN FAB.COMBED WOOL 85%/HAIR	34603	49219		5648
511219 OTH WOVEN FAB COMBED WOOL 85%>	15802	33401		2551
511220 OTH WOVEN FAB.COM.WOLL MIX.MMF		179	127	4295
511230 OTH WOV.FAB.COM.WOOL MIX.M/MSF	40844	47995		9069
511290 OTH WOV.FAB.CARDE WOOL/FA-HAIR	900	1251	68	68
520790 OTHER,COTTON YARN PUT UP SALE	242	3921	130	1309
520811 WOV FAB COT WT<100G/SQM UNBLEA		146		
520812 WOV FAB COT WT>100G/SQM UNBLEA	54	18286		62
520819 OTHER WOVEN COTTON FAB UN-BLH	33	6600	2949	57982
520823 WOV FAB COT 3/4 THRD TWIL BLEC		345		
520829 OTH WOVEN FAB OF COTTON BLEACH		1534		
520831 WOV FAB COT WT 100G/SQM DYED		106	119	824
520832 WOV FAB COT WT>100G/SQM DYED	10020	53262		
520839 OTH COTON WOV FAB<2000/SQM DYE	350	6552	21114	82062
520841 WOV FAB COT WT 100G/SQM COLOUR	890	5054	140	693
520842 COTON WOV FAB WT>100G/SQM COLO	35554	81309	1174	11428
520843 COTTON WOV FAB 3/4 THREAD TWIL		814		
520849 OTH WOV FAB WT 200G/SQM		2440	284	1683
520851 COTON WOV FAB 100G/SQM PRINTED	43969	164753	21457	160653
520852 COTON WOV FAB>100G/SQM PRINTED	8153	12372		1897
520859 OTH COT WOV FAB 200G/SQM PRINT		9141	11083	19064
520919 OTH COT WOV FAB>200G/SQM UNBLE		1106		1233
520921 COTTON WOV FAB BLEACH>200G/SQM		24142	3974	8094
520929 OTH COT WOV FAB BLE W>200G/SQM	38	508	46	952
520931 COTTON WOV FAB DYED>200G/SQM	866	1291	54	92
520932 COTTON WOV FAB DYED 3-4 THREAD		585		5338
520939 OTH COT WOV FAB DYED>200G/SQM	223	32991	48	298
520941 COT WOV FAB>200G/SQM 85% COT	107	107		
520942 COTTON WOV FAB DENIM>200G/SQM	11146	120938	37675	116820
520943 WOV FAB 3-4-THREAD TWILL>200G	54	54	2701	23820
520949 OTH WOV FAB CONT 85% COT/YARN		1669		74
520951 COTTON WOV FAB PRINTED>200GSQM	12	12		
520952 WOV FAB 3-4-THREAD TWILL PRINT				12547

Contd.

10.11 Imports by Economic Categories (Detail)

(In Thousand Rupees)

ITEMS	SEPTEMBER., 2014	CUMULATIVE FROM JULY, 2014	SEPTEMBER., 2013	CUMULATIVE FROM JULY, 2013
520959 OTH WOV FAB PRINTED>200G/SQM	1974	23834	2581	12635
521019 OTH W-FAB COT MIX MF200GSQM UB	178	381		919
521029 OTH W-FAB COT 85%,MMF 200G-BL	13	43		
521031 COT WOV FAB MX-MMF200G/SQM DYE	226	226		149
521032 W-FAB3/4THR MX-MMW 200G/MW DYE	452	452		
521039 OTH W-FAD COTMX MF W200G/SQMDY	155	4693	34333	67541
521041 W-FAB COT MX-MMF 200G/SQM		949		2467
521049 OTH W-FAB COT MX-MMF W200G/SQM			2311	2311
521051 W-FAB COT MIX,MF W200G/SQM PRI	3036	3036		
521059 OTH W-FAB COT,MMF W 200G PRINT		16995	623870	1703374
521111 COT W-FAB,MX MF W>200G/SQM UNB			8432	25323
521119 OTH W-FABCOT,MF W>200G/SQM UNB	24517	41292	539583	1766217
521120 W-FAB COT WT<85% MIX MMF-BLEA				165
521131 WW-FAB COT,MMF W>200G/SQM DYED				15947
521132 WOV FAB 3-4THREAD MIX>200GDYED		1275		1593
521139 OTH W-FAB COT,MMF W>200G DYED	228	9460		1157
521142 W-FAB COT DENM,MX MFW>200G/SQM	23625	40266	4109	22019
521149 OTH W-FB COT CLO YRN MMF>200G		2804	1103	1276
521152 WOV FAB 3-4THRD MMF-W>200GPRNT				2179
521159 OTH W-FAB COT,MF,W>200G/SQM PR	464	1518	1107	17313
521211 OTH COT W-FAB UN-BL W 200G/SQM				
521213 OTH COT W-FAB DYED W 200G/SQM	834	1023		430
521215 OTH W-FAB COT PRNTD W 200G/SQM				1606
521222 OTH COT WOV FAB BLEAC>200G/SQM	6095	6095		
521223 OTH COT WOV FAB DYED>200G/SQM	505	672	191	191
530919 OTH WOV FAB OF FLAX 85%OR MORE				698
530929 OTH WOV FAB OF FLAX<85% BY WT			142	293
540600 M-MADE FILAMENT YARN RETAIL-SL	3	3		
540710 WOV FAB HI-TENACI YRN NYLON PO	13060	48141	17640	44281
540720 WOV FAB OBTAIN FROM STRIP,LIKE	11968	54192	20513	47555
540730 FAB PARALLEL SYNTH FILAMENT			7384	14343
540741 FAB 85% OR MORE NYLON FILMENT	628	7092	435	38527
540742 OTH FAB 85% OR MORE DYED	99897	327665	80062	265866
540743 OTH W.FAB NYL FLAMT WT>85% DYE	1611	20087		90
540744 OTH W.FAB FILA DIF COL NYL>85%	3572	7157	3251	3843
540751 OTH W.FAB TEXTURED POLY U-BLEA	136444	327895	47716	103115
540752 OTH W.FAB TEXTUR POLY DYED 85%	438451	1292567	274262	627883
540753 OTH W.FAB DIF COL TEXTUR POLYS	1696	5146	244	244
540754 OTH FAB TEXT POLY FIL PRINTED	8429	66885	35644	70256
540761 OTH FAB,NON-TEXT POLY FILAMENT	91132	232278	17854	63029
540769 OTH FAB POLY FIL TEXTILE MAT	14000	56848	11436	44939
540771 OTH WOV FAB SYNTH FIL BL/UN-BL	4061	4061		3260
540772 OTH WOV FAB SYNTH FIL DYED 85%		887	30	6413
540773 OTH W.FAB DIF COL SYN FILA PRI		1497		
540782 OTH WOV FAB MIXED COTTON DYED	1923	29369	4669	6108
540783 OTH FAB SYN TEXMAT COLOR DYED			3340	4429
540784 OTH FAB SYN TEX SQM MATERUAK	10210	30075	2460	8747
540791 OTH WOV FAB SYN F/L BL/UN-BL		113		
540792 OTH WOV FAB SYN F/L NS DYED	2502	3359	1095	2970
540793 OTH WOV FAB SYN F/L NES COLOUR		317		
540794 OTH WOV FAB SYN FIL NES PRINT	11256	51748	1029	17528
540810 W.FAB HIGH TENCITY YRN VIS,RAY	5405	19531	200	200
540821 OTH WOV FAB ART. FIL BL/UN-BL	2867	5039		
540822 OTH WOV FAB ART. FIL DYED	2946	2946		
540823 OTH WOV FAB DIFFERENT COLOUR	1698	1698		665
540824 OTH WOV FAB ART. FIL PRINTED				508
540833 OTH WOV FAB ART.FIL YARN COLOR				656
551211 WOV FAB OF SYN STAPLE FIBRE	14479	14479		3721
551219 OTH WOV FAB OF SYN STAPLE FIB	6220	35011	2721	13358
551229 O/W-FEB ACR STA FIB>85%WT ACRY	964	1835	163	941

Contd.

10.11 Imports by Economic Categories (Detail)

(In Thousand Rupees)

ITEMS	SEPTEMBER., 2014	CUMULATIVE FROM JULY, 2014	SEPTEMBER., 2013	CUMULATIVE FROM JULY, 2013
551291 WOV FAB SYN STAP FIB BL/UN-BL	441	441		
551299 FAB WOV SYN FIB>85%BY WT SYNTH		231		588
551311 W.FAB SYN STA FIB MX COT 170G	934	934	130	130
551312 W.FAB SYN STA FIB MX COT314THR				121
551321 W-FAB SYN STA FIB MX COT DYED	1128	12082		13832
551323 POLYS,COT,STAP FIB<170G DYED	156	156		2292
551329 OTH FAB SYN STAP FINRE DYED		1558	17305	27358
551331 WOV FAB SYN STAP FIB COLOUR YR	1110	7398		5673
551339 OTH WOV FAB STAP FIB<170G/SQM	219	517		23
551341 WOV FAB POLY STAP FIB PRINTED	230	1062	69	69
551349 O/W-FAB SYN STAP FIB MIX COTON		251	1550	2356
551421 W-F POLY STAP FIB<85% DYED				7552
551422 W-F POLY STAP FIB 3/4THRD DYED		293		1124
551423 OTH FAB POLY FIB MIX COT DYED		846	4	3715
551429 OTH FAB<85% MIX COT SYN FIB				1810
551430 WOV FAB SYN YARN DIFF COLO DYE	421	567		130
551441 W-F SYN FIB<85% MIX COT PRINT	2513	2564		1101
551442 W-F POL FIB MIX COT 3-4T PRINT			55872	212303
551443 O/W-FAB POL FIB MIX COT PRINT		634	336	336
551449 O/W-FAB SYN MIX COT>170G PRINT	6661	9715	717	6768
551511 O/W.FAB POLYS FIB MX VISCO RAY	8827	23108	4533	30690
551512 O/W.FAB POLY FIB MIX M-MAD FIB			54	54
551513 O/W FAB POLY FIB MIX WOL/F-HAI	8924	25826	6155	17354
551519 O/W FAB POLY STAP FIB MIX O/FI	1096	4595		2892
551521 O/W FAB ARCYL FIB MIXED O/FIB		1369	3816	22617
551522 O/W FAB ARCYL FIB MIX WOOL	2885	3906		676
551529 O/W FAB ARCYLIC FIB MIX OT/FIB	11633	54950	5987	7128
551599 O/W FAB SYN MIX OTH FIBRE N.S				15
551611 W-FAB ARTI FIB 85%>BL/UN-BLEA	9457	10576		212
551612 W-FAB ARTI >85% BY WEIGH,DEYED	555046	1225061	2000	2000
551614 W-FAB ARTI FIB>85% WT PRINTED	427765	1211766	17714	17714
551621 W-FAB ART FIB<85%WT MM.FILAM	614	12906		62
551623 W-FAB ART FIB<85%WT D-COL,MM-F	793	6291		
551632 W-FAB ART FIB<85%WT,WOL/HAI DY	623	623		
551641 W-FAB ART FIB<85%WT COT UNBL/B				2695
551642 W-FAB ART FIB<85%WT MX COT DYE				52
551692 W-FAB ART FIB<85%WT MIX O/F DY	2781	4083	82	1051
560130 TEXTILE FLOCK,DUST & MILL NEPS	11173	19043	118	15798
560210 NEEDLELOOM FELT STICH-BOND FIB	10543	44460	6741	20244
560221 FELTS OF WOOL/HAIR,NOT COATED		839	23	275
560229 FELTS OTH TEXT MATE, NOT COATD		52		93
560500 METALLISED YARN,TEXTILE YARN	115104	461474	53585	209651
560900 ARTICLES OF YARN,STRIP ROPE	350	1043	243	1253
570110 CARPT/OTH TEX FLOR COVER KNOTD	44374	76053	24308	42415
570190 CARPETS,KNOT OF OTH TEX MATERL	1228	1336		438
570210 KECHEM,SCHUMACKS,KARAMAE.ETC.	826	2565	522	1772
570231 CARPETS F/COV.PILE CONS,M/MADE				2252
570232 CARPET F/COV.P/LONS NOT TEXMAT		439		227
570239 CARPETS ECT.AOT.MADE O/TEX MAT		141		
570241 CARPET ETC.P/CONS.WOOL WOV.M/M	35026	38230	22	153
570242 CARPETS OTH.P/CONS.M/M/TEXT.	19133	70589	9489	23262
570249 CARPETS ETC.MADE OTH.TEX MATEL	62	62		
570299 OTH CARPETS ETC.MADE O/TEX/MAT		392	10	59
570310 CARPET ETC WOOL/FINE ANIM HAIR	54	54	29	29
570320 CARPETS/TUFTED OF NYLON/POLYA	7893	43375	12932	46012
570330 CARPETS ETC.TUFT MAN/M TEX MAT	30663	109666	27294	71996
570390 CARPET/TUFT CARS/VEH O-TEX MAT	34	342	195	2637
570410 TILES, < 0.3 SQM AREA.		188	278	3304
570490 OTH CARPETS ETC.FELT N/TUFTED	21116	110211	27453	155768
570500 OTH CARPETS&OTH FLOOR COVERING	253	980	307	1128

Contd.

10.11 Imports by Economic Categories (Detail)

(In Thousand Rupees)

ITEMS	SEPTEMBER., 2014	CUMULATIVE FROM JULY, 2014	SEPTEMBER., 2013	CUMULATIVE FROM JULY, 2013
580110 WOV.PILE FAB.CHENILLE FAB.WOOL				65
580122 CUT CORDUROY, OF COTTON		5080	5273	15451
580123 OTH WEFT PILE FAB.OF COTTON.				137
580126 CHENILLE FABRICS, OF COTTON	1693	7529	10495	10495
580132 CUT CORDUROY, MAN-MADE FIBRES.	265	265		
580133 OTH WEFT PILE FAB.M/MADE FIBRE		54		
580136 CHENILLE FAB. MAN-MADE FIBRES.	4329	5769	701	5724
580190 OTH PILE&CHENILLE FAB.TEX.MAT	38113	70417	2711	15549
580219 OTH TERRY TOWEL/FABRICS,OF COT	649	2880	3	103
580220 TERRY TOWEL/FABRICS, TEX.MAT		840	2	1635
580230 OTH TUFTED TEXTILE FABRIC				106
580410 TULLES AND OTHER NET FABRICS	1911	3872	675	1872
580421 LACE MACHINE MADE,M-MADE FIBRE	5039	9811	137	3524
580429 OTH,LACE MACHINE MADE,OTH MAT.	14844	51383	3218	23686
580430 LACE HAND MADE	336	9155	275	2725
580610 WOV.PILE FAB.& CHENILLE FABRIC	59	1573		470
580620 OTH WOV. FAB. ELASTOMERIC YARN	41394	109405	16292	92857
580631 OTH NARROW WOV FAB, OF COTTON.	620	812	793	2476
580632 OTH NARROW WOV FAB,M/MADE FIB.	52771	186108	44254	116817
580639 OTH,NARROW WOV.FAB,TEX.MAT	30010	89285	28737	70729
580640 OTH FABRICS,WARP W/OUT WEFTASM			2804	10702
580710 LABEL,BADGES ETC.TEXTMAT,N/EMB	89761	299488	89790	245327
580790 OTH,LABELS,BADGES&ART.TEX/MAT	111100	354933	142795	398726
580810 BRAIDS IN THE PIECE			1634	1944
580890 OTH,ORNAMENTAL TRIM,TASSEL ETC	3760	15701	5704	13504
580900 WOV FAB.OF METAL TAREAD/YARN.	16	71		
581010 EMBROIDERY W/OUT VISIBLE GROND		65		
581091 OTHER EMBROIDERY,OF COTTON	468	816		
581092 OTH EMBROIDERY,M-MADE FIBRES		261		
590190 OTH TRACING CLOTH,BUCKRAM ETC.	26646	128966	17487	62518
590210 TYRE CORD FAB HIT.YARN NYLPLMD	81430	301129	99383	364637
590220 TYRE CORD FAB H/T YARN POLYSTR	9815	70463	27362	52298
590390 OTH,TEX FAB IMP,LAM, PLASTIC.	70817	184937	39246	104115
590800 TEX WICKS,WOVEN,LAMP,LIGHTERS	293	293		47
590900 TEX HOUSE PIPING/TEX TUBING.	6939	25979	516	9960
591190 OTH, TEX PRODUCTS/ ARTICLES,	22693	78061	11469	60410
600110 LONG PILE, FABRICS	158	18422	6423	25617
600121 LOOPED PILE FABRICS,COTTON	185	262	124	669
600122 LOOPED PILE FAB,MAN-MADE FIBRE	3588	22501		9177
600129 LOOPED PILE FAB,OTH TEX MAT.	5345	13873	7766	76083
600191 OTH PILE FAB,KNIT/CROCH,OF COT			211	211
600192 OTH PILE FAB,KNIT/CROCH,M-MADE	540474	1021187	193168	496356
600199 OTH PILE FAB,KNIT/CROCH,O/TXTM	10615	23095	2441	7843
600240 KNIT CROCH FAB<30CM,ELASTOME5%				1719
600290 OTH,KNIT/CROC FAB<30CM,ELAST5%	1593	7053	810	2423
600310 KNIT/CRO FAB WOL/HAIR WD!>30CM			117	117
600330 KNIT/CRO SYN-FIBRE WD !>30CM		3382		
600390 OTH KNIT/CRO FAB WD !>30CM	184	184	124	276
600410 KNIT/CRO FAB WD>30CM ELASTYR5%	379	14443	951	21363
600490 OTH KNIT/CRO FAB WD>30CM ELAST	1895	16625	576	3128
600522 WRAP KNIT FAB OF COTTON DYED	713	846	1031	5447
600531 WRAP KNIT FAB SYN.FIB UNBL/BLE	1640	1829	1727	4746
600532 WRAP KNIT FAB SYN.FIBRE DYED	66510	184472	24754	61833
600533 WRAP KNIT FAB SYN.FIB DIF COLO	1415	4295		3567
600534 WRAP KNIT FAB SYN.FIB PRINTED	668	2145		
600590 WRAP KNIT FAB O/TH H-6001-6004	772	17970	733	2647
600610 OTH KNIT/CRO FAB OF WOOL/HAIR		94		
600622 OTH KNIT/CRO FAB COTTON DYED				85
600623 OTH KNIT/CRO FAB COTON COLOR		10582		
600624 OTH KNIT/CRO FAB COTON PRINTED	122	226		

Contd.

10.11 Imports by Economic Categories (Detail)

(In Thousand Rupees)

ITEMS	SEPTEMBER., 2014	CUMULATIVE FROM JULY, 2014	SEPTEMBER., 2013	CUMULATIVE FROM JULY, 2013
600631 OTH KNIT/CRO FAB SYN.FIB UNB/B	1758	1758		
600632 OTH KNIT/CRO FAB SYN.FIB DYED	75880	269236	35486	118064
600633 OTH KNIT/CRO FAB SYN.FIB COLOR	3535	3629		2491
600634 OTH KNIT/CRO FAB SYN.FIB PRINT		16029	8505	16939
600642 OTH KNIT/CRO FAB ART FIB DYED		97		
600644 OTH KNIT/CRO FAB ART FIB PRINT	39	39		
600690 OTH KNITTED CROACHED FABRICS	9022	24900	9236	21855
610120 MEN/BOYS OVERCOAT/SIM ARTICLE		1383	8	32
610130 MEN/BOYS WIND JACKET/SIM ART.			200	817
610190 OVERCOAT ETC.MEN OTH TEX KNIT.	1721	11376	3154	6196
610210 APPAREL/CLOTH/ACCESSORIES,WOOL	283	283		
610220 APPAREL/CLOTH ACCES,OF COTTON,			45	45
610230 APPAREL/CLOTH ACCES,M-MADE FIB		94		
610290 APPAREL/CLOTH OF TEX MATEL,	167	670	728	967
610310 SUITS MEN'S/ BOYS KNITTED/CROC	820	4569	5690	7103
610322 MEN/BOYS,ENSEMBLE,COTTON,KN/CR	23	144	760	760
610329 MEN/BOYS,ENSEMBLE OTH TEX MAT,		374	212	435
610331 JACKET/BLAZER MEN/BOY,WOOL F/H		99		
610332 JACKET/BLAZER MEN/BOY COT/KNIY	922	922	72	470
610333 JACKET/BLAZER MEN/BOYS SYN FIB		3	2565	2581
610339 JACKET/BLAZER MEN/BOYS OTH TEX	3604	4777	767	1209
610342 TROUSERS,ETC.MEN/BOYS COT/KNIT	81	268	420	425
610343 TROUSERS, ETC.MEN/BOYS SYN FIB		41	4	4
610349 TROUSERS,ETC.MEN/BOYS TEX MAT	1817	2613	248	1718
610419 WOMEN/GIRLS,SUITS OTH TEX MAT	322	328		3669
610422 WOMEN/GIRLS,ENSUMBLE,COTT/KNIT		37		180
610423 ENSEMBLES W/GRIL SYN KNIT/CROC				52
610429 WOMEN/GIRLS ENSEMBLE,TEX MAT	719	789		
610432 JACKET/BLAZER W/GIRL COT KN/CR	336	769	24	663
610433 JACKE/BLAZER W/GIRL SYN KN/CR			29	29
610439 JACKE/BLAZ W/GIRL OTH TEX K/CR	3087	6822	1150	1277
610442 DRESSES W/GIRL COTTON KNIT/CRO		694	837	837
610444 DRESSES W/GIRL ARTFIB KNIT/CR			105	105
610449 DRES W/GIRL OTH TEX MAT KNT/CR				462
610452 SKIRTS/D-S W/GIRL COT KNIT/CRO		115	29	29
610453 SKIRTS/D-S W/GIRL SYN KNIT/CRO			64	64
610459 SKIRTS/D-S W/GIRL OTH TEX K/CR		302	26	60
610462 TROUSERS ETC OF COTTON KNI/CRO		442	505	1619
610463 TROUSES ETC OF SYN FIB KNITED		751	148	148
610469 TROUSERS ETC OF OTH TEX MAT KN	305	1862	358	1348
610510 MEN/BOYS SHIRTS COTTON KNI/CRO	6829	12621	7406	16860
610520 MEN/BOYS SHIRTS M-MAD FIB K/CR	1151	3359	1814	1834
610590 MEN/BOYS SHIRTS O/TEXTILE K/CR	22298	58247	21610	41370
610610 W/GIRL SHIR/BLOUSES COT KN/CRO	3343	6162	4236	8883
610620 W/GIRL SHIR/BLO M/MADE FIB K/C	133	567	172	895
610690 W/GIRL SHIR/BLOU OTH TEXMATK/C	75	401	591	1611
610711 UNDERPANTS ETC M/BOY COT KN/CR	601	3580	1323	1394
610712 UNDERPANT ETC M/BOYS M/MAD FIB	55	55		12
610719 UNDERPANT ETC M/BOYS OTH T/MAT		36	313	449
610721 NIGHTSHIRTS&PYJAMAS OF COTTON	591	1193	905	3147
610722 NIGHTSHIRTS&PYJAMAS M/MADE FIB	106	109		665
610729 NIGHTSHIRT/PYJAMAS OTH TEX MAT	510	945		
610791 BATHROBES ETC OF COTTON M/BOYS	16	16		1
610799 BATHROBE ETC OF OTH TEX KN/CRO	208	309	80	80
610811 WO/GIRL SLIP,PEITICOAT KNIT/CR	230	230		
610821 W/GIRL BRIE/PANTIES COT KN/CR	1038	2513		493
610829 W/GIRL BRIEF/PANTIES OTH T/MAT	43	350	57	57
610831 W/GIRL N-DRESS/PAJAMA COT KN/CR	1572	2016		19
610832 W/GIRL N-DRESS/PAYJAMS M/M FIB		41		
610839 W/GIRL N-DRESS/PAJAMAS TEX MAT	2412	2870		707

Contd.

10.11 Imports by Economic Categories (Detail)

(In Thousand Rupees)

ITEMS	SEPTEMBER., 2014	CUMULATIVE FROM JULY, 2014	SEPTEMBER., 2013	CUMULATIVE FROM JULY, 2013
610892 BATHROBE W/GRL MAN-MADE KN/CRO				2
610899 BATHROBE W/GRL OTH TEX KNI/CRO	663	1372		
610910 T-SHIRT,SINGLET,VEST COT K/CR	72283	136978	28688	47849
610990 T/SHIRT,OTH TXT KN/CR	44578	75939	29639	73753
611011 JERSEY,PULOVER,CARDIGAN,WOLLEN	15027	15143	1438	2611
611019 OTH JERSEY PULOVER ETC.WOOLEN	27	27	5548	5566
611020 JERSEY, PULOVER ETC.OF COT K/C	19882	24668	7748	17037
611030 JERSEY, PULOVER M/MADE FIB K/C	33737	74057	35999	85467
611090 JERSEY,ETC. OTH TEXT. MATERIAL	72377	112201	35074	78811
611120 BABY GARMENT OF COTTON KNIT/CR	18100	27270	11793	15032
611130 BABY GARMENT OF SYN FIB KNI/CR	2181	4647	6126	17254
611190 BABY GARMENT OF OTH TEX KNI/CR	49914	112589	39492	119085
611211 TRACK SUITS COTTON KNIT/CROCH		2		
611219 TRACK SUITS OTH TEX MAT KNI/CR		81		1264
611239 MEN/BOYS SWIMWEAR OTH TEX K/CR	377	1607		
611300 GARMENT MADE UP KNIT/CROCH FAB	167	208		901
611420 OTH GARMENT COTTON KNIT/CROCH		492	353	2210
611430 OTH GARMENT MAN-MADE FIB KN/CR			658	658
611490 OTH GARMENT,OTH TEX MAT KN/CRO	331	9712	3714	13698
611510 GRADUATE COMPRESS HOSIERY	45821	94636	9764	28133
611521 OTHER PANTY HOSE AND TIGHTS	142	509	161	200
611522 O-PANTY HOSE&TIGHTS S-FIB>67DX				24
611529 O-PANTY HOSE OTH-TEXTILE MATE	350	558	7210	9501
611530 OTH-W-MEN FULL/KNEE LENG HOSIE	5484	7186	6097	10850
611594 OTH HOSIERY WOOL/FINE ANI HAIR			1848	1848
611595 OTH HOSIERY OF COTTON	433	1993	840	1083
611596 OTH HOSIERY OF SYNTHETIC FIBRE	218	218	163	163
611599 OTH HOSIERY OF OTH TEX MATERIL	682	1473	1747	1999
611610 GLOV,MITTEN,ETC PCAS/RUBER K/C	1918	2921	16072	24467
611691 GLOVE,MITTN,MIT KN/CR WOL/HAIR			77	77
611692 GLOVE,MITTENS ETC KN/CROC COTT	80	320	20	20
611693 GLOVE,MITTENS ETC KNIT SYN FIB	150	1044	24041	74357
611699 GLOVE,MITTENS ETC KNIT TEX MAT	3146	5454	4743	17495
611710 SHAWL,SCARVE,MUFFLER,VEILS ETC	9374	15676	5608	14630
611780 OTH MADE UP CLOTHING ACCESRIES	220	2098	107	126
611790 PARTS OF GARMENT OR CLOTH ACSS	104	413	3911	4842
620111 MEN/BOYS OVERCOAT WOOL NOTKNIT	246	320		
620112 MEN/BOYS OVERCOAT COT NOT KN/C	371	391		
620113 OVERCOAT MAN-MADE FIB NOT KNIT	48	48		14
620119 OVERCOAT SIM ART OTH TEX MATER	6483	45699	889	3386
620191 OTH OUTER GARMENT WOOL MEN/BOY	1002	1002		
620192 OTH OUTER GARMENT COT MEN/BOYS	3407	3859	554	744
620193 OTH OUTER GAR M/MADE FIB M/BOY	1051	8068	4250	12417
620199 OTH OUTER GAR OTH TEX MAT M/BY	1966	3223	1153	1421
620212 OVERCOAT ETC W/GRL COT N/KNIT	400	446		
620213 OVERCOAT ETC W/GRL M/MAD N/KNT	49	49	279	279
620219 OVERCOAT ETC W/GRL O/TEX N/KNT	6989	7354	407	433
620292 SKI/JACKET W/GRL COT NOT KNIT	941	953		
620293 SKI/JACKET W/GRL M/MADE N/KNIT	964	974		19
620299 SKI/JACKET W/GRL TEX MAT N/KNT	785	2397	465	1108
620311 SUIT MEN/BOYS OF WOOD NOT KNIT	2939	2939	448	448
620312 SUIT MEN/BOYS SYN FIB NOT KNIT			24	24
620319 SUIT MEN/BOYS TEX MAT NOT KNIT	12575	25756	12437	17073
620322 ENSEMBLE MEN/BOY COT NOT KNIT	1024	1349	7167	7511
620323 ENSEMBLE MEN/BOY SYN FIB N/KNT		727		424
620329 ENSEMBLE MEN/BOY OTH TEX N/KNT	2691	9877	4721	6893
620331 JACKET ETC MEN/BOY WOOL N/KNIT	585	585		
620332 JACKET ETC MEN/BOY COT N/KNIT	506	1193		646
620333 JACKET ETC MEN/BOY SYN FIB N/K	1073	3656	3639	4531
620339 JACKET ETC MEN/BOY OTH TEX N/K	34338	118836	26602	60407

Contd.

10.11 Imports by Economic Categories (Detail)

(In Thousand Rupees)

ITEMS	SEPTEMBER., 2014	CUMULATIVE FROM JULY, 2014	SEPTEMBER., 2013	CUMULATIVE FROM JULY, 2013
620341 TROUSER,BIB,BRES ETC WOL M/BOY	680	2463	6561	10332
620342 OTH TROU BIB M/BOY COTT N/KNIT	5126	17551	13568	36835
620343 OTH TROU BIB M/BOY SYN N/KNIT	1375	3208	1175	2712
620349 OTH TROU BIB M/BOY TEXT N/KNIT	39832	100062	62472	134872
620411 SUIT WOMEN/GRL OF WOOL N/KNT		2		
620412 SUIT WOMEN/GRL OF COT N/KNIT	805	805	112	112
620419 SUIT WOMEN/GRL OF TEX MAT N/K	1236	3080		
620429 ENSEMBLE WOMEN OF TEX FIB N/K	276	295	66	66
620432 JACKET W/GRL OF COT N/KNIT	1361	1394	477	477
620433 JACKET W/GRL OF SYN FIB N/KNIT	2739	12884	10958	10958
620439 JACKET W/GRL OF TEX MAT N/KNIT	264	1921	18	1267
620442 DRESSES W/GRL COTTON NOT KNIT	6001	9260	639	936
620443 DRESSES W/GRL SYN FIB NOT KNIT		29		224
620444 DRESSES W/GRL ART FIB NOT KNIT			633	633
620449 DRESSES W/GRL TEX FIB NOT KNIT	79564	79622	263	263
620452 SKIRTS W/GRL COTTON NOT KNIT	279	561	541	578
620453 SKIRTS W/GRL SYN FIB NOT KNIT	4001	6196		
620459 SKIRTS W/GRL TEX FIB NOT/KN/CR			102	114
620461 TROUSER W/GRL WOOL NOT KNIT/CR				47
620462 TROUSER W/GRL COTTON NOT KNIT	6056	8915	743	5202
620463 TROUSER W/GRL SYN FIB NOT KNIT			51	70
620469 TROUSER W/GRL TEX MAT NOT KNIT	1947	15098	1050	7410
620520 SHIRTS MEN/BOYS OF COT N/KNIT	6989	19464	3995	7474
620530 SHIRTS MEN/BOYS OF M/MAD N/KNIT	41	41	2235	2700
620590 SHIRTS MEN/BOYS OF TEX MAT N/K	1414	9269	2119	11127
620610 BLOUSES W/GRL SILK NOT KNITTED			41	56
620630 BLOUSES W/GRL COT NOT KNITTED	1464	5754	1122	3113
620640 BLOUSES W/GRL M/MADE NOT KNIT		6747	436	616
620690 BLOUSES W/GRL TEX MAT NOT KNIT	735	2005	283	1719
620711 UNEDERPANT ETC MEN/BOY COTTON	80	1551	478	1940
620719 UNDERPANTS ETC MEN TEX MAT NK		371		218
620721 NIGHTSHIRT/PYJAMA MEN COT N/K		85		
620729 NIGHTSHIRT/PYJAMA MEN T/MAT NK	455	2960	85	324
620791 BATHROB ETC MEN COTTON N/KNIT		12		
620799 BATHROB ETC MEN TEX MAT N/KNIT	390	1663	88	88
620811 SLIPS/PETTICOAT W/GRL COT N/NK				19
620819 SLIPS/PETTICOAT W/GRL T/MAT NK		225		
620821 NIGHTDRESS/PYJAMA WOMEN COT NK	201	352		
620822 NIGHTDRESS/PYJAMA WOMEN M/M NK	30	386		220
620829 NIGHTDRESS/PYJAMA WOMEN T/M NK	1638	4102	1374	3777
620891 BATHROB ETC W/GRL COTTON N/NK	73	262		176
620892 BATHROB ETC W/GRL M/MAD FIB NK		1911		
620899 BATHROB ETC W/GRL TEX MAT N/NK	649	3204	552	1274
620920 BABIES GARMENT ETC COT N/KNIT	273	3101	103	220
620930 BABIE GAR&CLOTH SYN FIB N/KNIT	63	225	228	295
620990 BABIE GAR&CLOTH TEX MAT N/KNIT	46823	104156	28651	108414
621010 GAR MADE UP FAB H-56.02/56.03	860	1199	122	2969
621020 OTH GAR MEN/BOY H-6201-11,19		150	578	1554
621040 OTH MEN/BOYS MADE UP FAB		791	3	370
621050 OTH MEN WOMEN/GIRL FAB N/KNIT	316	673	1389	1401
621111 SWIMWEAR MEN/BOYS NOT KNITTED	12	164	12	287
621112 SWIMWEAR WOM/GIRL NOT KNITTED				187
621120 SKI SUITS NOT KNIT/CROCHETED		24		
621132 OTH GAR MEN/BOYS OF COTTON	55	136		
621133 OTH GAR MEN/BOYS OF M/MADE FIB	81	239	368	368
621139 OTH GAR MEN/BOYS OF TEX MATERI	252	1500	144	4634
621142 OTH GAR WOM/GIRL OF COTTON	720	1207		42
621143 OTH GAR WOM/GIRL OF M/MADE FIB		1130		
621149 OTH GAR WOM/GIRL OF TEX MATERI	269	1434	32	227
621210 BRASSIERES	43084	115166	12031	45117

Contd.

10.11 Imports by Economic Categories (Detail)

(In Thousand Rupees)

ITEMS	SEPTEMBER., 2014	CUMULATIVE FROM JULY, 2014	SEPTEMBER., 2013	CUMULATIVE FROM JULY, 2013
621220 GIRDLES AND PANTY-GIRDLES	338	1479	1236	3306
621290 BRACES,SUSPENDERS,GARTER&PARTS	3456	12112	1865	8823
621320 HANDKERCHIEFS OF COTTON	2330	9340	422	2250
621390 HANDKERCHIEFS OF OTH TEX MAT	3665	15596	796	3428
621410 SHAWLS,SCARVES ETC & LIKE SILK		39		
621420 SHAWLS,SCARVES ETC & LIKE WOOL	2661	3305		
621430 SHAWL,SCARVE ETC&LIKE SYN FIB	7938	7959	207	218
621440 SHAWL,SCARVE ETC&LIKE ART MAT			709	2103
621490 SHAWLS OF OTH TEX MATERIALS	10780	26959	3696	12986
621510 TIES,BOW TIES&CRAVATS OF SILK	557	1130	840	951
621520 TIES,BOW TIES&CRAVATS M/M FIB	834	1079	196	693
621590 TIES,BOW TIES&CRAVATS TEX MAT	2686	4210	602	2110
621600 GLOVES, MITTENS AND MITTS.	3981	8274	1737	7828
621710 MADE UP CLOTHING ACCESSORIES	5992	34606	9366	23309
630110 ELECTRIC BLANKETS		132		2263
630120 BLANKET/TRAVEL RUGS OF WOOL/H	466	1140		97
630130 BLANKET/TRAVEL RUGS OF COTTON	208	284	123	508
630140 BLANKET/TRAVEL RUGS OF SYN FIB	325761	672527	140287	413346
630190 BLANKET/TRAVEL RUGS OF TEX MAT	41720	67640	7755	17723
630210 BED LINEN,KNITTED/CROCHETED	9899	29762	6877	15228
630221 OTH BED LINEN,PRINTED,N/KNIT	66	84	4743	4756
630222 OTH BED LINEN,PRINTED M/MADE		24		17
630229 OTH BED LINEN,PRINTED MILL-MAD		1365	51	52
630231 OTH BED LINEN COTTON N/KNIT/CR	143	400	32	1472
630232 OTH BED LINEN OF MAN-MADE FIB	436	436		
630239 BED LINEN OTH TEX MAT NOT KNIT	2120	6204		9760
630240 TABLE LINEN KNITTED/CROCHETED		8		
630251 TABLE LINEN OF COTTON KNITTED		362		43
630259 TABLE LINEN OF OTH TEX MATERIA				94
630260 TOILET & KITCHEN LINEN COTTON	369	1756	700	1386
630291 OTH TOILET/KITCHEN LINEN COTTN	157	231		33
630293 TOILET/KITCHEN LINEN M/MAD FIB				160
630299 TOILET/KITCHEN LINEN TEX MAT		930		28
630312 CURTAINS/BLINDS/VALANCE SYN FIB	287416	288031	7336	7568
630319 CURTAINS/BLINDS/VALANCE TEXMAT		113		277
630391 OTH CURTAN,BLIND,VALANC OF COT	34	44		145
630392 OTH CURTAINS/VALANCE OF SYN FIB	521	11720		3216
630399 OTH CURTAINS/VALANCE OF TEXMAT	275	573	44	433
630411 BED-SPREADS KNITTED/CROCHETED	29	29		83
630419 BED-SPREADS, OTHERS	31	122	42	328
630491 OTH FURNISHING ARTICLES KNITED	580	3570	370	478
630492 OTH FURNISHING ARTICLE COT KNT				18
630493 OTH FURNISHING ARTICLE SYN FIB		66		1406
630499 OTH FURNISHING ARTICLES TEXMAT		69		12746
630510 SACK/BAGS OF JUTE OTH TEX FIB	8430	11279	139	1418
630520 SACKS AND BAGS OF COTTON		142		
630532 SACK/BAGS MAN-MADE TEX MATERIL	473	47104	56709	86292
630533 SACK/BAGS OF POLYETHYLENE/PROP	8402	36039	8121	35759
630539 OTH SACK/BAGS MAN-MADE TEX MAT	24495	75681	21052	46061
630590 SACKS/BAGS OTH TEX MATERIAL	828	15291	7429	9188
630612 TARPULINS,AWNINGS ETC SYN FIB	18399	41794	30884	95613
630619 TARPULINS,AWNINGS OF TEX MAT	585	2593		1866
630622 TENTS OF SYNTHETIC FIBRES	2705	11043	636	2243
630629 TENTS OF OTH TEX MATERIAL	733	5549	1679	2872
630630 SAILS OF OTH TEXTILE MATERIAL		25		
630690 OTH CAMPING GOODS OTH TEX NAT	123	602		4
630710 FLOOR/DISH/CLEANING CLOTH ETC	2024	8896	1171	3537
630720 LIFE-JACKETS AND LIFE-BELTS	377	4554	1197	2305
630790 OTH MADE UP ARTICLE DRESS PTN	27040	78017	21540	64471
631090 USED&NEW RAGS,SCRAP ETC TEXMAT	8761	21064	2613	5892

Contd.

10.11 Imports by Economic Categories (Detail)

(In Thousand Rupees)

ITEMS	SEPTEMBER., 2014	CUMULATIVE FROM JULY, 2014	SEPTEMBER., 2013	CUMULATIVE FROM JULY, 2013
640110 FOOTWEAR INCORPORATPROTE M-TOE		752		2481
640192 OTH FOOTWEAR COVERING ANKLE		35		
640199 OTH FOOTWEAR NES UPPER NOT FXD	468	2073	173	398
640219 OTH SPORTS F-WEAR SOLES RUB/PL	1281	1444	1962	2137
640220 F-WEAR WITH UPPER STRAP ASSEMB	3345	5295		16
640299 OTH F/WEAR SOLE/UPPER RUB/PLAS	8760	23362	10261	67785
640319 OTHER; SPORTS FOOTWEAR	87951	232631	80482	168702
640320 FOOTWEAR OUTER SOLE OF LEATHER	14397	52166	12865	40508
640340 OTH FOOTWEAR WITH METLTOE CAP	1884	7571	2639	8845
640351 OTH FOOTWEAR SOLE COV ANKLE				435
640359 OTH FOOTWEAR OUTERSOLE LEATHE		634	205	280
640391 OTH F-WEAR OUTERSOLE COMP LEA	7118	12288		
640399 OTH F-WEAR O/S RUB, PLAS, LEA	165277	367687	114420	358566
640411 SPORTS FOOTWAR SHOES RUB/PLAS	87402	126567	60467	139990
640419 OTH FOOTWEAR OUTER SOLE RUB/PL	472456	758613	187582	407295
640420 FOOTWEAR OUTERSOLE COMP LEATHR	45	686	1430	16960
640510 FOOTWEAR UPPER/COMP LEATHER	373073	929782	290149	770986
640520 FOOTWEARS UPPER TEX MATERIAL	12129	27791	4233	5043
650400 HATS&OTH HEADGEAR PLAITED	122	186	104	544
650500 OTH HATS AND HEADGEAR KNITTED	2004	4546	1187	2502
650610 SAFETY HEADGEAR	19848	45116	18989	44853
650691 OTH HEADGEAR RUBBER/PLASTICS	56	724	234	324
650699 OTH HEADGEAR OF OTH MATIRIALS	216	1125	198	6799
650700 HEADBAND LINING COVERHAT FOUN	325	2181	755	1484
660110 GARDEN OR SIMILAR UMBRELLAS	891	4128	896	1597
660191 OTH UMB WITH TELESCOPIC SHAFT	21	41		
660199 OTH UMBRELA/SUN UMBRELLAS	1874	8876	1864	5736
660200 WALKING STICKS SEAT STICKS		468	21	725
660390 OTH PATS/FITTING UMBRELLAS	52	52	137	143
670210 ARTICLE MADE ARTIFICIAL FLOWER	1926	5205	810	4218
670290 ARTIFICIAL FLOWER,FOLIAG O/MAT	16736	53598	8266	18016
670411 COMPLETE WIG OF SYN.TEXT MAT.		14		
670419 OTH BEARD, EYE BROW SYN.TEXT MA	11	1133	52	332
670420 WIGS,BEARDS OF HUMAN HAIR				3
691090 OTH CERAMIC SINKS WASHBASIN PE	2987	8150	515	1777
691110 TABLEWARE & KITCHENWARE	169835	416661	80189	206556
691190 OTH HOUSEHOLD ARTICLES OF PORN	19293	55933	6842	19377
691200 CERAMIC TABLEWEAR KITCHENWEAR	7126	14195	236	860
691310 STATUT ORNAMENT PORCELAIN CHI	412	841		
700992 FRAMED GLASS MIRRORS	7468	23163	5074	18852
701010 AMPOULES	20715	62453	16068	56463
701020 STOPPERS,LIDS AND OTH CLOSURES	7687	13779	1500	5580
701190 OTHER, GLASS ENVELOPES	102	389	11	153
701310 INDOOR D?COR OF GLASS CERAMICS	16087	31870	4311	12559
701328 OTH STEMWARE DRINKING GLASS	1304	11885	9	250
701333 O-DRINKING GLASS LEAD CRYSTAL		196		
701337 OTH DRINKING GLASS O/T GL-CEMI	6670	18655	1747	4820
701341 G-WARE TABLE,KICH LEAD CRYSTAL	12	12		
701342 G-WARE LINEAR C-EXPENSION-5x10	16	379		
701349 O-GL-WARE L-C-EX=5x10 T,0-300C	51819	149410	15702	48559
701391 OTH GLASS-WARE OF LEAD CRYSTAL	585	791		82
701590 OTH CLOCK/WATCH/NON-CORRETVE		143	181	318
701690 OTH PAVING BLOCKS/SLABS/BRICKS	1631	4160	360	1645
701710 LAB HYG/PHAR GL-WARE W/N GRADU	4991	15842	3761	13713
701720 LAB HYG/PHAR GLASSWARE L/C=10K	361	697	119	830
701790 OTH LAB GLASSWARE ETC N.S.	11971	28140	7852	26751
701810 GLASS BEADS, S/PERAL/PRE-STON	59003	189553	13780	52189
701820 GLASS MICROSPHERRES=1MM DIA	3832	9914	1175	10022
701939 OTH WEBS,MATTRESSES,BOARD ETC	58327	146667	41930	128682
701940 WOVEN FABRICS OF ROVINGS	626	1185	273	11198

Contd.

10.11 Imports by Economic Categories (Detail)

(In Thousand Rupees)

ITEMS	SEPTEMBER., 2014	CUMULATIVE FROM JULY, 2014	SEPTEMBER., 2013	CUMULATIVE FROM JULY, 2013
701951 OTH WOVEN FABRICS WIDTH=30 CM	375	2379	1302	1666
701952 OTH WOV FAB WID<30CM WT<250G/M			32	32
701990 OTH ARTICLES OF GLASS FIBRES.	30635	89085	9879	48810
711299 OTH WASTE/SCRAP PRECIOUS METAL	19	19		
711311 ARTICLE OF JEWELLERY OF SILVER		280	81	104
711319 ART OF JEWEL OF OTH PRE METAL	20583	21033	43894	59073
711320 ART(JEWELRY)BASE MTL-CLD P-MTL		402	2	407
711411 ART OF SILVER WARES W/N PLATED	266	266	19152	166535
711419 ART OF PRE METALS W/N PLAT	322	322		77
711510 CATALYST INFORM WIRE/GRIL PLAT			62326	62671
711590 OTH ART PREMET/MET CLAD P/MTL	239	25131		5291
711610 ART NATURAL/CULTURED PEARLS				24
711620 ART PRECIOUS/SEMI-PRE STONES	385	385		26
711711 CUFF-LINKS/STUDS-BASE METAL	754	2935	122	1824
711719 OTH IMITATION JEWELLERY B/METL	37914	159883	6262	20986
711790 OTH IMITATION JEWEL B/METL,N.S	35585	110216	25537	134576
731829 OTH COACH SCREW,BOLTS,NUT I/S	19959	45975	15071	47532
731940 SAFETY PINS & OTHER PINS	2443	9055	712	3467
732090 OTHER,SPRING OF IRON AND STEEL	45305	120795	15157	68920
732111 COOKING APPLI&PLATE WARMER GAS	19302	67539	3185	22263
732112 COOK APPLI/PLAT WARMER LIQ FUL				119
732119 O-COKING APPLI INCL SOLID FUEL	5276	10982	2143	6487
732181 OTH APPLI FOR GAS & OTH FUELS	1932	3270	44	1402
732182 OTH APPLI FOR LIQUID FUEL		1947		1581
732189 OTH APPL INCL APPLI SOLID FUEL	157	361		19
732290 OTH AIR HEATER&HOT AIR DUSTRBU	120	22068	38117	99301
732310 IRON/STEEL WOOL,POT SCROEL ETC	21373	73221	9483	29663
732391 OTH BUCKETS OF CAST IRON ENAMA	57	96		76
732392 OTH H-HOLD ART CASTIRON ENAMA	364	518		259
732393 OTH DOMESTIC UTENSILS STA-STEL	2692	14881	686	3015
732394 OTH DOMESTIC UTENSIL IRON/STEL	16143	37424	1978	18687
732399 OTH H-HOLD ARTCL, PART THEREOF	42021	148309	20042	69398
732410 SINK&WASH BASIN STAINLESS STEL	2295	12565	918	4098
732421 BATH TUBS CASTIRON W/N ENAMEL	109	961	55	174
732429 OTH BATH,SINK,W-BASIN ENA IRON	6225	23222	5520	12781
741539 OTH THREAD ARTICLES OF COPPER	2009	14310	4845	13762
741810 TABLE,KITCH/OTH HOUSEHOLD ARTI	32	34		33
741820 OTH SANITARY WARE,PARTS COPPER	40	232	144	175
741991 CAST,MOULDED,STAM,FORGED,COPPE	722	722		1310
750720 TUBE OR PIPE FITTING NICKEL				3469
761490 OTH STRAN WIR,ROP,CABL,PL ALUM	1141	49591	38	900
761510 TABLE,KITCH,POT POLISHPAD ALUM	4570	11890	3413	10461
761520 SANITARY WARE&PATS OFALUMINIU		456	172	172
761610 NAILS,BOLT,NUT,SCREW ETC ALUMI	1124	2373	740	1121
761691 CLOTH,GRIL,FENCING OF ALUM WIR		5400		664
800300 TIN BAR, ROD, PROFILE AND WIRE	52	52		182
810194 OTH UN-WROUGHT TUNGSTEN,BAR RD			226	226
810295 OTH MOLYBEDNUM BAR,ROD,SINTER		404		765
820900 PLATE STICK,TIPS TOOL CERMET	3132	12854	4021	20536
821000 HAND-OPERATE MECHANICAL APPL	186	4698	1971	5656
821110 SETS OF ASSORTED ARTICLES	79	320		16
821191 TABLE KNIVES HAVING FIX BLADE.	2152	5420	1017	2225
821192 OTH KNIVES HAVE FIXED BLADES.	1668	5272	1361	3725
821193 KNIVE OTH THAN FIXE BLADES.	201	344		115
821194 BLADES	222	1339	582	1188
821195 HANDLES OF BASE METAL	17	129		70
821210 RAZORS	72024	210858	111880	193967
821220 SAFETY RAZOR BLADES,	21873	53122		2414
821290 OTHER PARTS	778	6701	476	1625
821300 SCISSORS,TAILORS,SHEARS BLADE	2185	12036	1417	2962

Contd.

10.11 Imports by Economic Categories (Detail)

(In Thousand Rupees)

ITEMS	SEPTEMBER., 2014	CUMULATIVE FROM JULY, 2014	SEPTEMBER., 2013	CUMULATIVE FROM JULY, 2013
821410 PAPER KNIVES,LETTER OPENER,ETC	9521	26952	2615	8931
821420 MANICURE OR PEDICURE SETS.	2721	12649	1663	4394
821490 OTH ARTICLES OF CUTLERY .	1743	8014	477	2988
821510 SET OF ASORTED ARTICLE-PRECMTL	31	36		78
821520 OTH SETS OF ASSORTED ARTICLE.	366	2018	1888	3997
821599 OTHER ARTICLES	2061	10989	4618	7925
830110 PADLOCKS	63659	189056	17037	78898
830120 LOCKS FOR MOTOR VEHICLES.	4960	11753	2402	8141
830130 LOCKS FOR FURNITURE	60161	167330	20315	73016
830140 OTHER LOCKS	23302	84856	20208	53003
830150 CLASPS AND FRAMES WITH CLASPS.		1047	59	92
830160 PARTS OF LOCKS	1841	6629	1022	5358
830170 KEYS PRESENTED SEPARATELY	1180	4327	4008	6002
830210 HINGES	29994	82839	14743	36378
830220 CASTORS	5903	18435	2434	10850
830230 OTH MOUNTING,FITING MOT-VEHICL	145	434	25	393
830241 OTH MOUNTING,FITING BUILDING	438	1756	929	1205
830242 OTH MOUNTING,FITING FURNITURES	32684	141142	22928	77832
830249 OTH FITINGS OF BASE METAL N.S.	11608	53149	7911	25936
830250 HAT-RACKS,HAT-PEGS,BRACKET&FIX	1841	14837	1881	4260
830300 ARMOURED/REINFORCED SAF B-MTL.	3676	10400	179	2070
830400 FILING CARD-INDEX CABINET/TRAY	80	1147	154	356
830510 FITTING FOR LOOSE-LEAF BINDERS	152	2752	2554	5133
830520 STAPLES IN STRIPS	12500	24643	4228	13056
830590 OTH, INCLUDING PARTS	4980	14746	1145	3103
830610 BELLS,GONGS ETC.ELECTRIC METAL	814	2213	157	736
830629 OTH STATUETT OTH ORNAMENT	1190	3043	866	2574
830630 PHOTOGRAPH,PICTURE FRAME MIRROR		815	239	837
830710 FLEXIBLE TUBING OF IRON/STEEL	8751	24457	10634	39262
830790 FLEXIBLE TUBING OF BASE METAL	14349	38234	1701	19995
830810 HOOKS, EYES AND EYELETS	28200	68892	20569	63678
830820 TUBULAR OR BIFURCATED RIVET	50438	150100	71439	187284
830890 OTH ARTICLES B/METAL INC/PARTS	30479	120047	27727	64843
830910 CROWN CORKS OF BASE METAL	1519	4725		
830990 OTH;SCREW CAPS POURING STOPERS	37474	111940	42165	124963
831000 SIGN-NAME PLATE,ETC.BASE METAL	19398	22857	230	1277
831110 COATED ELECTRODE OF BASE METAL	117392	279279	25236	226511
831120 CORED WIRE OF BASE METAL,	3170	8181	5867	26383
831130 COATED RODS&CORED WIRE,B/METAL	6961	26197	582	10209
851290 PARTS OF THE HEADING NO.85.12	255676	263630	837	3236
852290 OTH T/COM EQ/AC HD 85.19-85.21	12672	26482	13269	21995
852321 CARDS INCORPORTAING MAG STRIPE	13062	27561	9875	16100
852329 MAGNETIC DISCS	3158	7522	10762	13258
852341 OTHER OPTICAL MEDIA UNRECORDED	385354	388959	8506	15704
852349 OTHER OPTICAL MEDIA	703814	991873	5741	17656
852351 SOLID STATE NON-VOLATILE STORA	62284	89234	9672	29353
852352 SMART CARDS SEMICONDC MEDIA	118229	456164	247770	758673
852359 PROXIMITY CARDS AND TAGS	7952	57977	38070	68457
870990 PARTS,H-NO.87.09 OF WORK TRUCK		829		346
871499 OTHER,PARTS AND ACCESSORIES	8038	33487	3991	26406
880390 OTH PARTS OF H-88.01 OR 88.02	278339	945875	75567	400628
902000 OTH BREATHING APP & GAS MASK,	6127	50668	6070	38688
902110 ORTHOPAEDIC/FRACTURE APPLIANCE	1438	9561	3042	11885
902121 ARTIFICIAL TEETH	251	866		16
902129 OTHER; DENTAL FITTINGS	1044	4630	2130	4283
902131 ARTIFICIAL JOINTS	23191	87650	18404	55240
902139 OTH ARTIFICIAL PARTS OF BODY	187573	417938	133527	344170
902140 HEARING AIDS,EXCL PART/ACCESSO	7535	25498	4636	9297
902150 PACEMAKER STIMULAT HEART MUSCL	25929	78595	4872	19805
903300 PARTS& ACCE OF HEARING AIDS	26608	58653	17214	64044

Contd.

10.11 Imports by Economic Categories (Detail)

(In Thousand Rupees)

ITEMS	SEPTEMBER., 2014	CUMULATIVE FROM JULY, 2014	SEPTEMBER., 2013	CUMULATIVE FROM JULY, 2013
910111 WRIST WATCH,ELE OPE,MECH DISPL	482	482		
910119 O-W-WATCH ELECTRICALLY OPERATED	2192	38661	162	3121
910129 O-W-WATCH,W/N INCO.STOP WATCH		149	41	41
910191 OTH. POCKET-WATCH ELE OPERATED				12
910199 O-WATCHES INCL STOP WATCHES		289		1277
910211 W-WATCH,MACH DISPL O/TH H-9101	1366	8182		119
910212 W-WATCH,OPTO ELECTRONIC DISPLY				11
910219 O-W-WATCH W/N INCOR STOP WATCH	11872	52880	8706	28770
910229 O-W-WATCH O/THAN H-9101	102212	266589	93773	370435
910299 O-POCKET/STOP WATCH O/T H-9101	36083	42779		9
910310 CLOCK WATCH MOVE ELECT OPERATD				142
910390 OTH,CLOCKS WATCH MOV EX.91.04	1312	2548		
910400 INS PANEL CLOCK-AIR&SPACECRAFT				42
910511 ALARAM CLOCK,ELECTRICALLY OPE.	431	1959	284	1335
910519 OTHER, ALARAM CLOCK	2873	8761	908	4339
910521 WALL CLOCK,ELECTRICALLY OPERAT	274	654	109	744
910529 OTHER WALL CLOCKS	6727	9707	1619	3197
910591 OTH,CLOCK ELECTRICALLY OPERATD	404	1988	203	296
910599 OTHER CLOCKS	1246	1654	160	1539
910610 TIME-REGISTER,TIME RECORDERS	747	2588	356	1011
910690 OTH,TIME OR DAY RECORDING APPA	2343	5799	1815	5270
910700 TIME SWITCHES WITH CLOCK/WATCH	4929	21010	9352	28326
910811 WATCH MOVE ELEC.OPE MACH DISPL	1697	1697		
910819 OTH,WATCH MOVE ELECT.OPERATED				178
910890 OTH,WATCH MOVE COMPLETE ASSEMB		160		139
910910 ELE OPER.CLOCK MOVE COMP/ASSEM		231		
910990 OTH CLOCK MOVEMENT COMP&ASSEMB	1035	3948	175	702
911011 COMP MOVE,UNASSEMBLED WATCH	129	477	1185	2521
911012 INCOM MOVE,ASSEMBLED OF WATCH			103	169
911019 ROUGH MOVEMENTS,OF WATCHES		61		
911090 OTH,COMP MOVE WATCH/CLOCK UN-A	1306	2409	1877	3781
911180 OTHER;WATCH CASES	463	883		178
911190 PARTS OF WATCH CASES	826	3965	2181	4990
911220 CLOCK CASE&CASE OF SIMIL GOODS	279	1939		1187
911290 PART OF CLOCK CASE/SIMILR CASE	25	190	905	1090
911320 WATCH STRAPS,BAND OF BASE METL	124	192		20
911390 OTH,WATCH STRAPS,BANDS PART	1057	1594	2115	2606
911430 DIALS	57	69	23	23
911490 OTH;CLOCKS OR WATCH PARTS,N.S.	1240	3429	756	1955
920190 OTH,HARPSICHORD KEYBOARD STRIN			18	291
920210 OTH STRING PLAYED WITH A BOW		115		
920290 OTH,STRING MUSICAL INSTRUMENTS	672	1729	208	505
920600 PERCUSSION MUSICAL INSTRUMENTS		69		
920790 OTH,MUSICAL INSTRUMENTS	271	1679	108	755
920810 MUSICAL BOXES		295	59	169
920890 OTH;MECHANICAL STRET ORGAN,INS	1523	4944	1366	4785
920930 MUSICAL INSTRUMENT STRINGS				25
920992 PARTS&ACCE MUSICAL INS H-92.02	47	126		
920999 OTH;PARTS&ACCE(CARDS,DISCS)			13	13
930120 GRENADE/ROCKET LAUNCHERS		753		
930190 OTHER MILITARY WAPONS		5268		299
930200 REVOLVERS PISTOLS,O/TH93.3.04	63902	174659	26741	71700
930320 OTH,SPORTING,HUNTING SHOTGUNS	6710	32431	9605	29693
930390 OTH;FIREARMS,DEVIC OPE FIR EXP	218	29530		
930400 OTH,ARMS OF HEADING NO.93.07	3031	5860		1486
930510 PARTS ACCE OF REVOLVERS,PISTOL		423	179	179
930621 SHORTGUN CARTRIDGES		1389		5312
930630 OTH,CARTRIDG & PARTS THEREOF.	16151	69250		13816
940110 SEATS OF A KIND USED,AIRCRAFT.		197		
940120 SEATS FOR MOTOR VEHICLES.	2270	6365	1071	2396

Contd.

10.11 Imports by Economic Categories (Detail)

(In Thousand Rupees)

ITEMS	SEPTEMBER., 2014	CUMULATIVE FROM JULY, 2014	SEPTEMBER., 2013	CUMULATIVE FROM JULY, 2013
940130 SWIVEL SEATS VARIABLE HEIGHT.	9244	21708		237
940140 SEATS O/THN GARDEN SEATS,CAMP	1537	7774	6494	9774
940151 SEATS OF CANE,OSIER,BAMBOO.	792	1789		
940159 OTH SEATS AND PARTS THEREOF	743	775		612
940161 OT,SEATS UPHOLSTERED WOOD FRAM	879	1934	47	922
940169 OTHER SEATS,WITH WOODEN FRAMES	3163	4140	13381	16807
940171 OT-SEATS UPHOLSTERED METALFRAM	3707	8250	4482	9298
940179 OTHER SEATS;WITH METAL FRAMES	12767	37263	6001	14344
940180 OTHER SEATS WITH METSL FRAMES	6972	41366	3197	5721
940190 PART OF THE SEATS OF H-94.01.	191826	499287	45198	191218
940310 METAL FURNITURE USED IN OFFICE	1506	6926	2606	7152
940320 OTH,METAL FURNITURE O/THN OFFI	12304	32250	6733	22849
940330 WOODEN FURNITURE-OFFICE USE	4576	18864	5597	16170
940340 WOODEN FURNITURE-KITCHEN UES	2173	19453	5035	10786
940350 WOODEN FURNITURE FOR BEDROOMS	14071	53611	13998	33069
940360 OTHER WOODEN FURNITURE	10854	59663	15420	49813
940370 FURNITURE OF PLASTICS	5792	19209	8618	11417
940381 FURNITURE OF OTHER MATERIAL	298	298		
940389 OTHER FURNITURE OF CANE, OSIER	2228	5634	412	3657
940390 PARTS FURNITURE H -NO.94.03.	6381	13295	1125	10452
940410 MATTRESS SUPPORTS		1125	38	421
940421 MATTRESS CELLU RUBBER/PLSTIC		858	2563	2563
940429 MATTRESS OF OTHER MATERIALS	57	653	105	105
940430 SLEEPING BAGS	55	227		
940490 OTH,ARTI BEDDING&SIMI FURNISH.	9264	11308	8450	9281
940510 CHANDELIERS & OTH ELE CEILING.	135180	420334	58240	186390
940520 ELECTRIC TABLES,DESK,BEDSIDE	6026	18217	781	3110
940530 LIGHTING SETS CHRISTMASTREES	1794	6221	344	1166
940540 OTH ELE LAMPS,LIGHTING FITTING	89729	296338	26416	113194
940550 NON-ELE LAMPS LIHTING FITTING.	214	14848		285
940592 PARTS OF PLASTIC H-94.05,N.E.S	14	2473	92	92
940600 PREFABRICATED BUILDINGS.	425888	703546	138455	429269
950300 TRICYCLES,SCOOTERS,PADAL CARS	388338	1154824	176684	676665
950420 ARTI&ACCE, BILLIARDS ALL KIND	3630	12742	2426	5685
950430 OTH GAMES OPERATED BY COIN	4783	18494	2556	5596
950440 PLAYING CARDS	3961	13012	2530	8366
950450 VIDEO GAMES CONSOLES&MACHINES	71	424		1539
950490 OTH;ARTICLES FOR FUNFAIR,TABLE	8092	17765	2248	7773
950510 ARTI FOR CHRISTMAS FESTIVITES.	16	92	94	94
950590 OTHER ENTERTAINMENT ARTICLES	16187	37268	11592	33915
950619 OTH;SNOW SKI EQUIPMENT.	12	58		
950629 OTH;WATER SKI,SURF BOARD W-SPO	101	363		176
950631 GOLF CLUBS COMPLE/OTH GOLF EQU		554	229	229
950632 GOLF BALLS	902	2799	92	226
950639 OTHER;GOLF EQUIPMENTS	117	235		849
950640 ARTI,EQUIP FOR TABLE-TENNIS.	886	2768		35
950651 LAWN-TENNIS RACKETS,W/N STRUNG	258	666		269
950659 OTH; BADMINTON,SIMILAR RACKET	7891	22535	4040	14403
950661 LAWN TENNIS BALLS	15217	41473	3969	24414
950662 INFLATABLE BALLS	737	2398	1733	15091
950669 OTH BALL O/THN GOLF,T-TEN BALL	1158	14076	4700	9830
950670 ICE SKATES,ROLLER INCL SKABOOT	146	734	14	198
950691 EQUIP. FOR OTHER PHY EXERCISE	74375	210316	32828	136264
950699 OTHER;SPORTS GOODS N.E.S.	13269	108320	52295	188276
950710 FISHING RODS	17	262	17	17
950720 FISH -HOOKS,W/N SNELLED	1166	1359		
950730 FISHING REELS	10	10		
950790 OTH LINE FISHING TACKLE NETS		492	212	908
950890 SWINGS,SHOOTING GALLERIES ETC.	10582	48173	1161	34024
960110 WORKED IVORY,ARTICLES OF IVORY		398		165

Contd.

10.11 Imports by Economic Categories (Detail)

(In Thousand Rupees)

ITEMS	SEPTEMBER., 2014	CUMULATIVE FROM JULY, 2014	SEPTEMBER., 2013	CUMULATIVE FROM JULY, 2013
960190 OTH,ANIMAL CARVING MATERIL,ART	45	63	773	905
960200 WORKED VEGE,MINERAL MATERIAL	837838	1566829	91963	212681
960310 BROOM,BRUSHE,CONS TWIN,VEG-MAT	415	3547	978	4606
960321 TOOTH BRUSHE,INCL DENT-PLA BRU	34028	149598	48578	106420
960329 OTH;SHAVING,HAIR,NAIL BRUSHES.	8519	20864	5509	24810
960330 ARTST,WRITING,SIMILAR BRUSHES	316	9189	152	1721
960340 PAINT,DISTEPER,VARNISH BRUSHES	2103	7225	2364	3870
960350 OTH BRUSHES CONSTI PART MACHIN	3632	10946	1627	7819
960390 OTH;HAND OPE MECHNICAL F-SWEPR	20345	73810	2822	16580
960400 HAND SIEVES AND HAND RIDDLES.	403	403		
960500 TRAVEL SETS FOR PERSONALTOILE.		973		18
960610 PRESS-FASTENERS,SNAP-FASTENER.	20044	67320	17782	65238
960621 BUTTON OF PLASTICS,NOT COVERED	32417	119025	22868	78355
960622 BUTON OF BASE METAL,COVER TXT	26805	99591	50404	118813
960629 OTHER BUTTONS	113942	339460	153207	427448
960630 BUTTON MOULD,PART,BUTTON BLANK	51	2194	102	1983
960711 SLIDE FASTENER FIT CHAIN SCOP.	36389	118872	35912	95135
960719 OTHER;SLIDE FASTENERS	217854	706724	181885	542617
960720 PARTS; SLIDE FASTENERS	10097	59047	105833	336148
960810 BALL POINT PENS	15524	46822	1495	26580
960820 FELT TIPPED.PORUS TIPPED PEN	5820	55351	3334	11419
960830 FOUNTAIN PEN,STYLOGRADH PEN	7117	26268	6543	14046
960840 PROPELLING OR SLIDING PENCILS				28
960850 SETS OF ARTICLS FROM TWO FOR-H	321	1255	753	866
960860 REFILLS FOR BALL POINT PEN.	7912	27303	16686	26698
960891 PEN NIBS AND NIB POINTS	17084	42036	42832	73718
960899 OTH;PEN,PENCIL,SIMILAR HOLDER	15303	48755	16207	31890
960910 PENCILS&CRAYON W-LEADS ENCASD.	65831	219005	53039	126188
960920 PENCIL LEADS,BLACK OR COLOURED	16541	41217	12755	30775
960990 OTH;PENCIL,DRAWING CHARCOALS.	10164	24158	1892	17472
961000 SLATES&BOARDS,WRITNG/DRAWIN		3891	417	1362
961100 DATE,SEALING OR NUMBERING STAM	1394	4396	60	834
961210 TYPEWRITER OR SIMILAR RIBBONS	16314	32360	8259	25316
961220 INK-PADS		268		
961310 POCKET LIGHTERS,GAS FUELLED	4602	25027	460	32813
961320 POCKET LIGH,GAS FUELL,REFILLAB	579	2777		7691
961380 OTHER LIGHTERS	1534	2472	2769	6516
961390 PARTS OF CIGARETTE LIGHTERS	68	438		1322
961400 SMOKING PIPE&CIGAR OR CIG.HOLD	283	724	598	914
961511 COMBS,HAIR-SLIDES,OF HARD RBER	798	4400	508	5239
961519 OTH;HAIRPINS,CURLING PINS,LIKE	1507	8039	2004	7969
961590 OTH;COMES HAIR-SLIDES,LIKE,PAR	52522	152069	25121	100322
961610 SCENT SPRAY SIMI TOILET SPRAY	21568	38527	3025	9861
961620 POWDER-PUFFS&PADS FOR APPLICA	704	3328	71	731
961700 VACCUM FLASKS&OTH VACUM VESS	42681	106356	34649	68906
961800 TAILORS,DUMMIERS&OTH LAY FING.	5730	16389	440	7589
970110 PAINTING,DRAWING,PASTELS.	902	1696	28	95
970190 OTH COLLAGES&SIMI DECORATIVE	516	2449	224	991
970200 ORIGINAL ENGRAVINGS,PRINTS.			85	85
970300 ORIGINAL SCULPTURES&STATUARY	85	8919	5944	6303
970500 COLLECTIONS&COLLECTORS, PIECS.	51	284		
990900 TRANSACTIONS LESS THAN RS.1000	688	2449	897	18406
991000 SAMPLES HAVING NO-COMMER VALUE	78393	158375	22661	75296
2. RAW MATERIAL TOTAL (A + B)	282639921	750016377	255774136*	716759179
A. CONSUMER GOODS TOTAL	244592770	649425390	234234512*	644350658

Contd.

10.11 Imports by Economic Categories (Detail)

(In Thousand Rupees)

ITEMS	SEPTEMBER., 2014	CUMULATIVE FROM JULY, 2014	SEPTEMBER., 2013	CUMULATIVE FROM JULY, 2013
050400 GUTS,BLADERS,STOMACH OF ANIMAL	841	2264	129	1671
050590 OTH SKINS AND PARTS OF BIRDS	14042	46774	14410	29318
050610 OSSEIN,BONES TREATED WITH ACID	7129	12777	2624	18550
050690 OTH POWDER & WASTE OF BONES	1471	2754	529	1430
050790 OTH TORTOISE-SHELL WHALEBONE		2446	7675	9250
050800 CORAL&SIMILAR MATERIAL/POWDER			1032	10847
051000 AMBERGRIS,CASTOREUM CIVET,MUSK		47		121
051110 BOVINE SEMEN	4918	9226	8509	22217
051199 OTH ANIMAL PRODUCTS NOT ELSWHE				13
060110 BULBS TUBERS,TUBEROU,ROOT,ETC	10124	22399	8487	17449
060210 UN-ROOTED CUTTING AND SLIPS		292	56	536
060220 TREES,SHRUBS,BUSHES,GRAFTED			800	800
060290 OTHER LIVE PLANTS	8452	20527	3751	6275
060311 ROSES FRESH	407	1017		631
060313 ORCHIDS FRESH	13	13	22	268
060314 CHRYSANTHEMUMS FRESH	2152	7982	1947	5786
060315 LILIES FRESH	233	490	18	111
060319 OTH FRESH FLOWER,BUDS FOR BOUQ	498	2694	483	1539
060390 OTH FLOWERS & FLOWERS BUDS	43	91	170	437
060490 O.PARTS OF PLANTS FOR BOUQUETS				93
110812 MAIZE (CORN), STARCH	1176	11929	1194	7576
110813 POTATO, STARCH	45563	136602	22021	83234
110814 MANIOC (CASSAVA) STARCH	961	17516	6718	7679
110819 OTHER STARCHES	81	144		12
110820 INULIN	80	1702	669	3876
110900 WHEAT GLUTEN,WHETHER/NOT DRIED	4464	18927	800	6334
120110 SOYA BEAN SEED	64874	397572		
120190 SOYA BEAN,W.OR-N-BROKEN/SHELED	46	121		
120230 GROUND-NUTS SEED		35		
120241 OTH GROUND NUTS IN SHELL	568	3370	14610	43039
120242 GROUND-NUTS SHELLED BROKEN/N-B	47063	90667	33106	75193
120300 COPRA	150532	447983	166315	407976
120510 LOW ERUCIC ACID RAPE/COLZASEED	14187481	29402785	7247577	11804787
120590 OTHER RAPE/COLZA SEED	12861	74142		
120600 SUNFLOWER SEED,WHETH/NOT BROKE	167336	277530	45637	123696
120740 SESAMUM (SESAME) SEEDS	2148	2148		
120750 MUSTARD SEEDS	37727	51242	17643	17643
120770 MELON SEEDS	340	340		
120799 OTH,OIL SEED/OLEAGINOUS FRUITS	2113	33354	10642	11075
120810 FLOUR AND MEALS OF SOYA BEANS	1341	1341	971	971
120910 SUGAR BEET SEED USE FOR SOWING	61720	61720	49774	49774
120921 LUCERNE (ALFALFA) SEED	14908	46034	45906	215051
120922 CLOVER (TRIFOLIUM) SEED	580994	1114154	362650	512939
120929 OTHER SEEDS OF FORAGE PLANTS	19185	80570	1926	95535
120930 SEED OF HERBACEOUS PLANTS	77	3603	98	98
120991 OTHER; VEGETABLE SEEDS	269522	975840	253770	686669
120999 OTH SEEDS OF FRUIT FOR SOWING	339995	542735	153150	364418
121190 OTH PLANTS AND PARTS OF PLANTS	56869	198560	43233	195238
121221 SEAWEDS/ALGAE FIT FOR HUMAN		553	29	29
130190 OTH;NATURAL GUM,RESIN & BALSAM	28863	66115	28179	48502
130212 SAP AND EXTRACTS OF LIQUORICE		367		
130219 OTH SAPS & EXTRACT OTH VEG SAP	24674	102813	4754	59539
130220 PECTIC SUBSTANCES,PECTINATES	917	12049	584	8278
130231 AGAR-AGAR		19388		10650
130232 MUCILAGES&THICKENERS,LOC SEED	6219	25019		22651
130239 OTHER MUCILAGES AND THICKENERS	67341	103429	5394	19584
140110 BAMBOOS	746	3825	1723	3634
140120 RATTANS	6407	19570	4978	8523
140490 TENDU LEAVES(BIDI LEAVES)	242709	645569	211038	594994
150190 POULTRY FAT OTH THAN H-02.09		4380	5367	10577

Contd.

10.11 Imports by Economic Categories (Detail)

(In Thousand Rupees)

ITEMS	SEPTEMBER., 2014	CUMULATIVE FROM JULY, 2014	SEPTEMBER., 2013	CUMULATIVE FROM JULY, 2013
150210 TALLOW (OTHER THAN OF H-15.03)	245170	550380	225884	529936
150410 FISH-LIVER OILS THEIR FRACTION	1373	1622		
150500 WOOL GREASE,CRUDE,FETTY SUBS	3262	12169	6062	17170
150600 OTH ANIMAL FATS AND OILS/FRACT		1715		3550
150710 SOYABEAN OIL & ITS FRACT CRUDE	1115094	3194848	214798	2601899
150790 OTH SOYABEAN OIL & IT FRACTION	3952	46100	65001	82517
150890 OTH GROUND NUT OIL & ITS FRACT	123	779	448	1736
150910 OLIVE OIL & ITS FRACT (VIRGIN)	6726	23841	3021	7765
150990 OTH OLIVE OIL & ITS FRACTIONS	37983	131495	8981	80413
151000 OTH OIL/FR,INCL BLENDS OF OIL		1757		
151110 PALM OIL & ITS FRACTIONS CRUDE	845018	1888857	1020337	3613468
151190 OTH PALM OIL & ITS FRACTIONS	17773718	46543857	12948284	43744775
151219 OTH SUNFLOWER SEE&SAFLOWER OIL	15012	22514	1568	2750
151311 COCONUT OIL,ITS FRACTION CRUDE	29319	38534		10325
151319 OTH COCONUT OIL,ITS FRACTIONS	46666	136770	29547	103598
151329 OTH PALM KERNEL/BABASSU OIL	142520	300121	42419	235807
151519 OTH LINSEED OIL & ITS FRACTION	341	341		380
151529 OTH MAIZE OIL & ITS FRACTIONS	2341	10507	4684	8651
151530 CASTOR OIL AND ITS FRACTIONS	591	591	608	616
151550 SESAME OIL & ITS FRACTIONS	197	650		3
151590 OTH FIXED VEGETABLE OILS/FRACT	1823	4946	3880	7987
151620 VEG FATS/OILS AND ITS FRACTION	165795	415447	140857	333879
151710 MARGARINE,EXCL LIQUID MARGARIN	12467	36433	16920	45774
151790 OTH MARGARIN,EDIB MIX/PREP ETC	97984	222698	33783	130663
151800 ANIMAL/VEG FAT/OILOXIDISE ETC	4063	26479	3052	22067
152000 GLYSEROL,CRUDE WATER & LYES	4494	5801		16001
152110 VEG WAX WHETHER OR NOT REFINED	505	1200		2010
152190 OTH BEES WAXES,OTH INSECT WAX	7744	18263	8655	14250
152200 DEGRAS,RESIDUES ANIM/VEG WAXES	1513	7110	19295	37173
160100 SAUSE,PROD MEAT-FOOD PREP OFFL	291	1462	1055	1416
220720 ETHYL ALCOHOL/OTH SPIRITS DEN		48		
240120 TOBACO-WHOLY/PARTLY STE/STRIP	100603	325256	72607	223359
240130 TOBACCO REFUSE	405	755	461	3207
251010 AAT,C/PHOS,ALUM/C/PHOS&PH/CUG	286456	286456	812630	824101
270810 PITCH			4268	5442
270900 PETROLEUM OILS FROM BITUMINOUS	61471770	149369085	59015031	157467661
271019 KEROSENE,INCL KER.TY. JET FUEL	60058686	176024049	64751021	196371046
271020 PETROLEUM OILS(OTH THAN CRUDE)	4480	4480	817	817
271099 OTH WASTE OILS	470	1247		347
271112 PROPANE, LIQUIFIED	5664	14583	51	873
271113 BUTANES, LIQUIFIED		356	26	26
271114 ETHYLENE,PROPYLENE,BUTYLENE	335	54746	15539	72605
271119 OTH GAS HYDROCARBONS LIQUIFIED	354309	581679	493960	1509940
271121 NATURAL GAS,IN GASEOUS STATE	169	169		
271290 OTH PETROLEUM WAX ETC	96357	167531	31913	180709
271311 PETROLEUM COKE;NOT CALCINED		207681		
271312 PETROLEUM COKE; CALCINED	5136	7155	2415	3031
271320 PETROLEUM BITUMEN	50358	241951	5663	185873
271490 OTH BITUMEN & ASPHALT NATURAL.	2686	7473		1006
290110 SATURATED ACYCLIC HYDROCARBONS	704	5302	3698	19658
290121 UNSATURATED ETHYLENE.	771500	2843371	670891	2015734
290129 OTH UNSATURATE ACYLIC HYDCARBON	362	2600	264	3199
290211 CYCLOHEXANE		124	18	21
290219 OTH CYCLANES/CYCLOTERPENES	26115	67470	7955	38067
290220 BENZENE, PURE		38		
290230 TOLUENE, PURE	53005	173313	150197	307306
290241 O-XYLENE	254525	750383	52	461663
290242 M-XYLENE		84		
290243 P-XYLENE	4169453	11705856	3220184	12899994
290244 MIXED XYLENE ISOMERS		10641	3	2021

Contd.

10.11 Imports by Economic Categories (Detail)

(In Thousand Rupees)

ITEMS	SEPTEMBER., 2014	CUMULATIVE FROM JULY, 2014	SEPTEMBER., 2013	CUMULATIVE FROM JULY, 2013
290250 STYRENE	530454	1621586	886212	2335985
290290 OTH CYCLEC HYDROCARBONS	43303	89453	32868	44547
290312 DICHLOROMETHANE(METHYLEN CHLRD	35998	78864	40666	53331
290313 CHOLOROFORM(TRICHLOROMETHANE)	20847	68906	26919	55403
290315 ETHYLENE DICHLORIDE(1,2-DI CH)	411432	411432		
290319 OTH SATAR DERIV ACYCL HYDCARBN	2996	8481		1220
290321 UNSATURATED VINYL CHLORIDE			197869	197869
290322 UNSATURATED TRICHLOROETHYLENE	52382	115775	20169	54085
290323 UNSATURATE TETRACHLOROETYLENE	2002	24573	26	15192
290329 OTH UNSATUR DERIV ACYCL H'CARB				5
290339 OTH FLUORINATED,BRO DERIVATIES	19160	204329	30725	120607
290371 CHLORODIFLUOROMETHANE	2226	41399		47734
290373 DICHLOROFLUROETHANES		10467	4019	8305
290377 PENTACHLOROFLURO METHANE	461	2360	710	3331
290379 OTH CHLORODIFLUOROMETHANE	42890	161279	21341	98008
290391 CHLOROBENZENE,O-DI/P-DI CHLORO	12	3146	29	45
290399 OTH HALOGENATED DERIV H.CARBON	10554	13613		10
290410 DERIV SULPHO GRP IT SALT/EYHYL	9584	26399	97	25228
290420 DERIVAT ONLY NITRO/NITRO GROUP	2528	16833	2339	3472
290490 OTH,SUPHO,NITRAT NITROS H'CARB	3971	10702	623	6528
290511 SATURAT METHANOL(METHYL ALCHL)	328640	778818	322895	954446
290512 PROPYL/ISOPROPYL ALCOHOL	156705	406370	111655	325310
290513 SATUR BUTAN-I-01(N-BUTYLALVHL	5486	11748	5551	12439
290514 OTHER SATURATED BUTANOLS	27358	69329	10810	41316
290516 SATUR OCTANOL/ISOMERS THEREOF	309886	692033	638919	1263102
290517 DODECAN-1-01HEXADECAN/OCTADEC	3261	11571	6584	19826
290519 SATUR MONOHYDRIC ALCOHOLS	1677	14050	5419	8361
290522 UNSATUR ACYCLIC TERPENE ALCOHL	4573	21572	1631	9883
290529 OTH UNSATUR MONOHYDRIC ALCOHOL	1380	2707	669	6060
290531 ETHYLENE GLYCOL(ETHANEDIOL)MEG	2400554	5427949	2773849	7972277
290532 PROPYLEN GLYCOL(PROPAN-1,2-DIO	93462	331573	100905	238460
290539 OTHER, DIOLS	8240	10117	1706	4447
290541 2-ETHYL-2(HYDROXYMETHLY-PROPAN	1106	9201		
290542 PENTAERYTHRITOL	62449	136361	81361	152408
290543 MANNITOL	11719	39324	12613	26891
290544 D-GLUCITOL (SORBITOL)	1652	3865	845	2934
290545 GLYCEROL	69468	163059	50209	114440
290549 OTHER,POLUHYDRIC ALCOHOLS	338	7091		925
290559 OTHER HALOGENATED, SULPHONATED	2257	4236		1997
290611 MENTHOL	32173	67130	1850	107612
290612 CYCLOEXANOL,METHYL/DIMETHYL			1465	2762
290613 STEROLS AND INOSITOLS	2589	7912		5454
290619 OTH,CYCLANIC,CYCLENIC CYCLOTOR	12643	27454	2866	24536
290621 BENZYL ALCOHOL	6319	18792	7662	18124
290629 OTH,AROMATIC CYCLIC ALCH HALOG	4730	11103	4161	10106
290711 PHENOL(HYDROXYBENZENE)IT SALT	11475	105714	33782	113037
290712 CRESOLS AND THEIR SALTS	17	1778		89
290713 OCTYLPHENOL,NONYLPHENOL/ISOMER	304	2256		
290715 NAPTHOLS & THEIR SALTS	2750	3990	2558	2650
290719 OTHER MONOPHENOLS	2201	4774	5933	6867
290721 RESORCINAL AND ITS SALTS		883	1945	10749
290722 HYDROQUINONE (QUINOL)ITS SALT	1029	1654	354	2777
290723 4,4-ISOPROPYLDENEDIPHENOL/SALT	9284	17526		
290729 OTHER, POLYPHENOLS	7753	19612	2733	19665
290819 OTH DERI CON ONL HALOGEN SUBST	3418	7456	1312	3293
290891 DINOSEB (ISO)AND ITS SALTS		81		
291511 FORMIC ACID	12513	68824	23434	75083
291512 SALTS OF FORMIC ACID	51265	169294	41663	128207
291513 ESTERS OF FORMIC ACID	746	746	214	640
291521 ACETIC ACID	74681	556193	47679	388432

Contd.

10.11 Imports by Economic Categories (Detail)

(In Thousand Rupees)

ITEMS	SEPTEMBER., 2014	CUMULATIVE FROM JULY, 2014	SEPTEMBER., 2013	CUMULATIVE FROM JULY, 2013
291524 ACETIC ANHYDRIDE				753
291529 OTH,ACETIC ACIDE & ITS SALTS	3598	25848	2407	10829
291531 ETHYL ACETATE	5221	14445	6545	18759
291532 VINYL ACETATE	249459	456190	131784	403927
291539 OTHER,ESTERS OF ACETIC ACID	117918	402677	79484	255551
291540 MONO/DI/TRICHLOROACETIC ACID-S	38	917	862	3158
291550 PROPIONIC ACID,ITS SALT/ESTERS	5507	32603	5900	11414
291560 BUTYRIC/VALERIC ACID/SALT/ESTR	11070	64212	15772	37710
291570 STEARIC ACID	16761	57558	13363	29608
291590 OTH SAT ACYCLIC MONOCARBOXYLIC	109877	222999	68378	149432
291611 UNSATU ACRYLIC ACID/ITS SALTS	18062	58612	33080	79562
291612 UNSATURATE ESTER ACRYLIC ACID	174040	557514	156188	449436
291613 UNSATU METHACRYLIC ACID/SALTS	1320	4125	10868	13338
291614 UNSATU ESTER,METHARYLIC ACID	74490	147672	55165	139768
291615 OLEIC,LINOLEIC/LINOLENIC ACID	111	2789	577	1847
291619 OTH UNSAT ACYCLIC M/CARBOX ACID	12625	34742	8683	33863
291620 CYC-LANIC,LENIC LOTEPHENI ACID	7945	29801	5021	14225
291631 BENZOIC ACID,ITS SALTS/ESTERS	28798	97738	9068	36879
291632 BENZOYL PEROXIDE/BENZYL CHLRID	6011	6027	3293	5161
291634 PHENYLACETIC ACID & ITS SALTS	570	1041		36
291639 OTH,ARMATIC MONOCARBOXYIC ACID	57743	211436	17623	90520
291711 OXALIC ACID/ITS SALTS/ESTERS	3271	37415	7382	20325
291712 ADIPIC ACID,ITS SALTS/ESTERS	30803	90667	8164	8164
291713 AZELAIC/SEBACIC ACID/SALT/ESTR		5141		119
291714 MALEIC ANHYDRIDE	26918	58604	7113	18347
291719 OTH ACYCLIC POLYCARBOXYL ACID	2458	12361	14169	34354
291720 CYC-LANIC,LENIC LOTERPENC ACID	3192	6320	3584	3584
291732 DIOCTYL ORTHOPHTHALATES			514	2451
291733 DINONY/DIDECYL ORTHOPHALATES				98
291734 OTH ESTERS ORTHOPHTHALIC ACID	22214	32849	6995	30398
291735 PHTHALIC ANHYDRIDE	59295	169884	8945	36453
291736 TERPHTHALIC ACID AND ITS SALTS	350694	753502	126173	471358
291739 OTH POLYCARBOXYLIC ACIDS/DERIV	67970	142161	13	89531
291811 LACTIC ACID,ITS SALTS/ESTERS	11963	44143	13077	37304
291812 TARTARIC ACID	2651	15773	15178	22628
291813 SALT & ESTER OF TARTARIC ACID		119	86	630
291814 CITRIC ACID	86948	359635	46667	222477
291815 SALTS & ESTER OF CITRIC ACID	23008	69603	11651	51195
291816 GLUCONIC ACID,SALTS & ESTERS	60500	149415	59099	137769
291819 OTH CARBOXYLIC ACID W/ALCOHOL	122	19459	16434	31187
291821 SALICYLIC ACID AND ITS SALTS	2833	7786	4838	8550
291822 O-ACETYLSALIC ACID/SALT/ESTER	17051	33937		6659
291823 OTH ESTER,SALICYLIC ACID/SALTS	2521	3071		2464
291829 OTH CARBOXYLIC ACID+PHENOL FUN	15763	30443	13034	30835
291830 CARBOXYLIC ACID+ALDEHYDE/KETON	15500	29541	5610	12591
291891 2,4,5-T(ISO)(2,4,5-TRICHLOROPH	1317	2620	717	3425
292990 OTH COMP WITH OTH NITROGN FUNC	17955	63389	16309	51686
293020 THIOCARBAMATE/DITHIOCARBAMATES	49270	529410	29972	154278
293030 THIURAM MONO-,DI-,TETRASULPHID	373	613	53	12690
293040 METHIONINE	231075	959483	193787	505081
293090 OTHER ORGANO-SULPHUR COMPOUNDS	9441	37083	23274	80411
293110 TETRAMETHYL LEAD&T-ETHYL LEAD	3774	7629	5413	9462
293190 OTH O-ALKYL&(O-2-(DIALKYL,COMP	58187	169394	13814	114481
293211 TETRAHYDROFURAN		288	50	78
293212 2-FURALDEHYDE (FURFURALDEHYDE)				37418
293219 OTH COMP UNFUSED FURAN RING	7650	23427	6399	14836
293220 LACTONES	12055	38911	13082	34698
293299 OTH HETEROCYCLIC COMP W/OXYGEN	95898	289495	82700	224974
293311 PHENAZONE & ITS DERIVATIVE	4408	6918	4464	4932
293319 OTH COMP UNFUSE PYRAZOLE RING	4866	13782	1555	13153

Contd.

10.11 Imports by Economic Categories (Detail)

(In Thousand Rupees)

ITEMS	SEPTEMBER., 2014	CUMULATIVE FROM JULY, 2014	SEPTEMBER., 2013	CUMULATIVE FROM JULY, 2013
293321 HYDANTOIN AND ITS DERIVATIVES	518	3406	296	3021
293329 OTH COMP UNFUSE IMIDAZOLE RING	117221	293588	83792	254340
293331 PYRIDINE AND ITS SALTS		1365	133	133
293333 ALFENTANIAL(INN)(ANILERIDINE)	59222	172716	4564	81463
293339 OTH COMP UNFUSE PYRIDINE RING	293568	668655	205359	588692
293349 OTH COMP QUINOLIN/ISO-QUINOLIN	234188	453259	109061	316965
293353 ALLOBARBITAL(INN)(AMBARBITAL)		1288	141	1113
293354 OTH DERIVATIVES OF MALONYLUREA				835
293359 OTH COMP PYRIMIDINE/PIPER RING	247487	616178	247471	697462
293361 MALAMINE	47755	119240	57798	135989
293369 OTH COMP UNFUSE TRIAZINE RING	11912	90453	2343	32571
293371 6-HEXANELACTAM(EPSILON-CAPROL)	1415	2265	1518	2520
293372 CLOBAZAM(INN),METHPRYLON(INN)				34814
293379 OTHER LACTAMS	42157	169319	2416	96650
293391 ALPRAZOLAM(INN) CAMAZEPAM(INN)	425	12564	2996	19688
293399 OTHER HETROCYCLIC COPMOUNDS	334529	785523	284600	512151
293410 COMP UNFUSE THIAZOLE RING	15339	60907	16427	38062
293420 COMP BENZOTHAZOLE RING SYSTEM	15960	31996	6483	15825
293430 COMP PHENOTHIAZINE RING SYSTEM	3035	7826	15887	25425
293491 AMINOREX(INN),BORTIZOLAM(INN)	4114	6756	2142	4202
293499 OTHER NUCLEIC ACIDS&SALTS	453314	1307083	312020	1095545
293999 OTH VEGETABLE ALKALOIDS NATURL	22391	72722	261	27915
294190 OTHER ANTIBIOTICS.	477859	1496306	310097	1061148
300692 WASTE PHARMACEUTICALS				64
310100 ANIMAL/VEG FERTILIZER/PRODUCTS	2296	42730	9900	11195
310210 UREA,WHET OR NOT AQUEOUS SOLUT	121	4436	7710398	9563372
310221 AMMONIUM SULPHATE	66980	192222	21294	131038
310229 MIX AMMONIUM SULPHATE/NITRATE		73252		19647
310230 AMMONIUM NITRAT,WHET/NOT AQUES	52719	105763	12810	44454
310250 SODIUM NITRATE	15341	31989	15234	35872
310260 MIXT,CALCIUM/AMMONIUM NITRATE				1197
310290 OTH,MIN/CHEM NETROG FERTILZER	4598	25389	2871	31759
310310 SUPER-PHOSPHATES		33412	40971	77178
310390 OTH,MIN/CHEM FERTILIZE PHOSPHT		35	732	5328
310420 POTASSIUM CHLORIDE	172785	229206	64451	147700
310430 POTASSIUM SULPHATE	130472	326550	12472	40666
310490 OTH,MIN/CHEM FERTILIZE POTASIC	110459	259137	24526	282477
310510 MIN/CHEM FERTILIZER >10KG	26	2294		440
310520 MIN/CHEM FERTZ ELEM NIT/PHO/PT	20719	83552	46387	106183
310530 DIAMMONIUM HYDROG ORTHO-PHOSPH	9407617	19045825	2902458	5171946
310540 AMMONIUM DIHYDROGEN ORTHO-PHOS	372	17749	4798	18996
310551 CHEM FERTZ CON NITRAT/PHOS		366	80461	199664
310559 OTH MIN/CHEM FERTZ NITRAT/PHOS	5122	17739	2494	24740
310560 MIN/CHEM FERTZ ELEM PHOS/POTAS		3147		
310590 OTH MINER/CHEMICAL FERTILIZER	12341	56320	345	27313
320110 QUEBRACHO EXTRACT	16543	39818	4264	8675
320120 WATTLE EXTRACT	23630	149724	48987	139090
320190 OTH TANNING/EXTRACT VEG/GAMBER	41872	123139	50232	112777
320210 SYN ORGANIC TANNING SUBSTANCE	145440	446099	84847	417614
320290 OTH,INORGANIC TANING SUBSTANCE	67385	246125	71926	254321
320300 COLOUR MATTER,VEG/ANIMAL	2900	14689	5159	16640
320411 DISPERSE DYES/PREP BASE THEROF	185118	530998	148253	370465
320412 ACID DYES PREMETALISE/PREP/DYE	101993	483175	95265	350489
320413 BASIC DYES/PREP BASE THEREON	44826	222563	42361	122763
320414 DIRECT DYES/PREP BASE THEREON	47328	104289	20161	55626
320415 VAT DYES INCL PIGMENT/PREPARAT	218794	732116	184083	765696
320416 REACTIVE DYES PREP BASE THREON	772070	2700516	577851	1802931
320417 PIGMENT PREP BASE THEREON	213521	643545	178475	528227
320419 OTH SYN ORGN COLOURING MATTER	83166	321602	70791	260148
320420 SYN ORGN PROD USE FLUORESCENT	41473	163825	15995	94530

Contd.

10.11 Imports by Economic Categories (Detail)

(In Thousand Rupees)

ITEMS	SEPTEMBER., 2014	CUMULATIVE FROM JULY, 2014	SEPTEMBER., 2013	CUMULATIVE FROM JULY, 2013
320490 OTH,SYN ORGN COLOURING MATTER	777	8519	3832	14956
320500 COLOUR LAKES,PREP AS SPECIFIED	17143	43047	14852	40323
320611 PIGMENT PREP TITANIUM DIOXIDE	424821	1483146	352755	1268827
320619 OTH,PIGMENT/PREP TITANIUM DIOX	12672	30264	6619	20216
320620 PIGMENT/PREP,CHROMIUM COMPOUND	9410	27610	15591	27687
320641 ULTRAMARINE/PEP BASE THEREON	7534	13615	3846	13341
320642 LITHOPONE/OTH PIGMENT/ZINC SUL	304	8785	2721	12856
320649 OTH,COLOURING MATTER PREPARATN	56824	156840	19486	102608
320650 INORGANIC PRO USE LUMINOPHORES			1956	2427
320710 PREP PIGMENT/OPACIFIER/COLOURS	24177	57413	9195	30040
320720 VITRIFIABLE ENAMEL/GLAZE/ENGOB	2229	16969	8071	21766
320730 LIQUID LUSTER/SIMILAR PREPARAT		2318	680	2444
320740 GLASS FRIT/POWDER GRANULE/FLAK	77018	222474	58591	197292
320810 PAINT/VARNISH BASE ON POLYESTER	11403	58022	14680	50008
320820 PAINT/VARNISH,ACRY/VINYL POLYM	19759	66383	15742	62413
320890 OTH PAINT BASED ON POLYAMIDES	153735	434829	118590	363441
320910 PAINT/VARNISH ACRY/VINYL POLYM	2717	15955	7732	10294
320990 PAINT/VARNISH,SYN POLYMER/AQS	25153	58869	50722	106723
321000 OTH PAINT & VARNISH FOR LEATHE	22320	60892	14514	72003
321100 PREPARED DRIERS.	16835	36011	1594	34792
321210 STAMPING FOILS	28061	77607	12878	55179
321290 OTH,PIGMENT DISPERSE NON AQUOS	19636	47868	10154	44424
321310 COLOURS IN SETS	3675	13250	1204	2506
321390 OTH COLOUR ARTIST/PAINTERS	4125	5037	96	317
321410 GLAZIERS/GRAFTING PUTTY,RESIN	38940	93267	11669	70127
321490 NON-REFRACTORY SURFACING PREP	32298	89900	23214	65957
321511 ROLLING COATING PRINT INK BLK	44867	108372	18287	67830
340290 OTH ORG SURFAC ACT,WASH/CLEAN	154066	339062	74860	232578
340311 PREP TEXTILE/LEATHER/OIL MATRL	33971	111277	34922	111079
340319 LUBRICAT PREP CONT PET/MIN OIL	55097	316741	92598	215369
340391 OTH,PREP TEXT/LEATHER/FURSK ML	175698	579262	147673	466870
340399 OTH LUBRICAT PREP OIL/GREASE	48495	153478	30164	107524
340420 ART/PREP WAXES,POLYETHEL GLYCL	14147	56985	21106	75598
340600 CANDLES,TAPERS AND THE LIKE	5057	12745	346	4133
340700 MODELING PASTE ETC RETAIL SALE	1661	15547	3330	6504
350110 CASEIN	2342	5467	2298	9618
350220 MILK ALBUMIN,INCL WHEY PROTEIN				21550
350290 OTH ALBUMIN O/T EGG ALBUMIN			1245	1245
350300 GELATIN&GELATIN DERIVATIVE	12208	28259	13950	26595
350400 PEPTONEDERV,PROTEIN SUBSTANCE	1213	23344	3382	6399
350510 DEXTRIN,OTH MODIFIED STARCHES	43157	142806	39997	112997
350520 GLUES	5202	32121	16523	17249
350610 PROD SUITABLE USE GLUE/ADHESIV	13602	52921	5738	31998
350691 ADHESIVE/RUBBER/PLASTIC/RESIN	103452	338011	62316	209243
350699 OTH PREP GLUE/ADHESIVE	12411	29780	7516	24819
350710 RENNET AND CONCENTRATE THEREOF	25	744		45
360690 OTH FERRO CERIUM/OTH PYROPHORC	66	363		4
370110 X-RAY FILM,PLATE IN FLAT UNEXP	116657	304424	71511	244556
370120 INSTANT PRINT FILM UNEXPOSED	69	163		271
370130 OTH UNEXPOSED PLATE>255MM	27513	189785	66054	120976
370191 O.PL/FILM-COLOUR PHOTOGRAPHY		76		
370199 OTH PHOTOGRAP/PLAT/FILM/UNEXPS		797	8	213
370210 PHOT-FILM ROLL UNEXPOSE,X-RAY		87		4901
370231 OTH PHOT/FILM ROLL<105MM		272		
370239 OTH PHOT FILM ROLL ST/UNEXPOSE		51	21	4605
370243 PHOT FILM W>610MM,L<200M	8057	24500	31	10176
370244 PHOT FILMW>105MM BUT<610MM	46119	166967	50937	150167
370252 PHOT FILM W<16MM-COLOUR				71
370254 PHOT FILM W-16MM-35MM/L<30MM			3	3
370255 PHOT FILM W-16MM-35MM,L>30MC/L				1245

Contd.

10.11 Imports by Economic Categories (Detail)

(In Thousand Rupees)

ITEMS	SEPTEMBER., 2014	CUMULATIVE FROM JULY, 2014	SEPTEMBER., 2013	CUMULATIVE FROM JULY, 2013
370310 PHOT PAPER/BOARD/TEXT W>610MM	957	957		74
370320 PHOT PAPER/BOARD/TEXT UNEX/COL	5412	11217		9893
370390 OTH PHOT PAPER/BOARD TEXT UNEX	8147	24705	4519	22042
370400 PHOT PLAT/FILM PAPER/BOARD EXP	327	1992	578	834
370590 OTH PHOT PLAT/FILM	35	35		60
370610 CINEMAGRAPHIC FILM EXPO/DEVEL	773	2715	3098	8648
370690 OTH CINEMA FILM EXPOSE DEVELOP	694	1935	420	1174
370710 SENSITISING EMULSIONS	6485	28553	2934	15715
370790 OTH CHEM PREP,PHOTOGRAPHIC USE	11606	44482	10526	31751
380110 ARTIFICIAL GRAPHITE	4586	19805	751	1764
380120 COLLOIDAL/SEMI COLOIDL GRAPHITE		3206	236	236
380130 CARBONEOUS PASTE ELECTRODE	2889	2970		12
380190 OTH,PREP GRAPHITE O/T CARBON	951	3997	150	554
380210 ACTIVATED CARBON	16263	39789	12982	33461
380290 OTH ACT CARBON/NAT MINER PROD	6853	22522	8352	31811
380300 TALL OIL WHETHER/NOT REFINED		464		213
380400 RESIDUAL LYE FROM WOOD PULP NS	19928	55993	16936	33259
380590 OTH TERPENIC OIL CONIFER WOOD	8142	20671	34	9752
380610 ROSIN AND ROSIN ACIDS	100730	370623	81353	165676
380620 SALT OF ROSIN/RESIN ACIDS DERV	7073	7073	11113	29728
380630 ESTERS GUMS	13486	35641	4616	11026
380690 OTH,ROSIN,SPIRIT,OIL,RUN GUMS	7184	30485	7602	14627
380850 INSECTICIDE/RODENTICIDE/ETC	74	221	655	689
380891 OTHER INSECTICIDES	345166	1540258	181938	1150171
380892 FUNGICIDES	142459	746143	207545	670942
380893 HERBICID,ANTISPROUTING PRODUCT	345980	794653	145145	441989
380894 DISINFECTANTS	29203	78427	5217	37292
380899 PLANT-GROWTH REGULATORS R.O-71	8719	38997	12710	34025
380910 FINISHING AGENT AMYLACOUS SUBS	568	4874		
380991 OTH FINISHING AGENT ETC TX ETC	245215	792179	224838	655082
380992 OTH FINISHING AGENT DYE CARIER	28602	80731	12021	53049
380993 OTH FINISHING AGENT DYE CARIER	104215	282334	67109	218092
381010 PICKLING PREP METAL SURFACE	28429	115249	45664	167790
381090 OTH PREP FOR METAL SURFACE	56027	94044	9573	30959
381119 OTHER,ANTI-KNOCK PREPARATIONS	3638	8282	616	3384
381121 ADD LUBRICATE,PET OIL BIT MINE	422754	1411259	296963	953769
381129 OTH ADDITIVE LUBRICATING OIL	257035	592346	93493	263784
381190 OTH PREP ADDITIVE FOR LIQU USE	259065	611186	64621	372288
381210 PREPARED RUBBER ACCELERATORS	28215	43116	1947	23067
381220 COMPOUND PLASTICIZER RUB PL	3154	5658	57853	95874
381230 ANTI-OXIDISING PREPAR & COMPOU	84067	207021	89022	175761
381300 PREP/CHARG FIRE-EXTINGUISHERS	233	14982	1073	10944
381400 ORGAN COMP SOLVENT/THINNER NES	35692	94194	25254	57702
381511 SUPORTED CATALYST WITH NI/COMP	14210	24455	10825	29599
381512 SUPORTED CATALYST WITH PR/METL		5907		72959
381519 OTHER,SUPPORTED CATALYSTS	37231	78719	19574	29641
381600 REFRACTORY CEMENT,MORTARS,CONS	48084	111244	45884	97006
381700 MIXE ALKYL-BENZEN&MIX AL-NAPHT	747461	1801750	580871	1225100
381800 CHEM ELEMENT/COMP DOP-ELECTRON			74	99
381900 HYDRALIC BRAKE FLUIDS/LIQUIDS	4104	21819	13936	27221
382000 ANTI-FREEZING PREP/DEICE FLUID	15861	43904	4528	20610
382100 PREP CULTURE MEDIA MICRO-ORGAN	3579	14331	4636	12466
382200 DIAGNOSTIC/LAB REAGENTS/PR-DIA	511352	1373380	445324	1181061
382311 STEARIC ACID	18487	50961	12889	47381
382312 OLEIC (OLIVE) ACID	1226	9175	1291	7485
382313 TALL OIL FATTY ACIDS	741	4253	738	1262
382319 OTH INDUS MONOCARBOXYLIC F.ACI	248086	881557	242678	746568
382370 INDUSTRIAL FATTY ALCOHOLS	4592	28751	13914	25573
382410 PREP BINDER FOUNDRY MOUL CORES	6962	22130	6335	38484
382440 PREPARED ADDITIVES FOR CEMENT	24264	64432	28701	76786

Contd.

10.11 Imports by Economic Categories (Detail)

(In Thousand Rupees)

ITEMS	SEPTEMBER., 2014	CUMULATIVE FROM JULY, 2014	SEPTEMBER., 2013	CUMULATIVE FROM JULY, 2013
382450 NON-REFRACTORY MORTAR CONCRETE	1756	7856	579	2314
382460 SORBITOL O/TH SUB-H-NO.2905.44	39592	124941	24691	87013
382475 MIX CON CARBON TETRACHLORIDE	2	2		
382478 CON (PFCs)/(HFCs)BUT NOT(CFCs)		7958		1405
382479 OTH MIX CON HALOGE DER OF METH	19949	39247	6222	35792
382490 OTH,CHEMICAL PRODUCT/PREPARA	1307716	4159010	1107059	4034537
382590 OTH RESIDUAL OF CEHM.INDUSTRY	67	67		352
390110 POLYETHYLENE SP GRAVITY<0.94	2619189	8446646	2159497	6187847
390120 POLYETHYLENE SP.GRAVITY>0.94	1503526	6719506	1653893	4313265
390130 ETHYLENE-VINYL ACETATE COPLMER	231221	623818	122308	508756
390190 OTH POLYMER OF ETHYLENE P.FORM	201030	534606	105436	325908
390210 POLYPROPYLENE	3133248	11062660	3005763	10438865
390220 POLYISOBUTYLENE	4698	14634	7187	10839
390230 PROPYLENE COPOLYMERS	980717	3046818	732418	2510598
390290 OTHER OLEFINS IN PRIMARY FORMS	40214	82090	22050	67569
390311 POLYSTYRENE EXPANSIBLE	9388	25388		17574
390319 OTHER POLYSTYRENE	61619	199094	50840	155510
390320 STYRENE-ACRYLONITRILE COPOLYMR	32234	80683	41852	69070
390330 ACRYLONITRILE-BUTADINE-STYRENE	129980	576588	202271	633496
390390 OTH POLYMERS OF STYRENE,P-FORM	15168	43071	8522	28152
390410 POLYVINYL CHLORIDE,UNMIX SUBST	553964	1366278	311684	672477
390421 OTH POLYVINYL CHLORIDE,NON-PLA	1797	14723	10124	25248
390422 OTH POLYVINYL CHLORIDE PLASTIC	23312	84241	34410	54699
390430 VINYL CHLORIDE VINYL ACETATE		9699	3647	17504
390440 OTH VINYL CHLORIDE COPOLYMERS	5722	13102	8008	18528
390461 POLYTETRALUOROETHYLENE				269
390469 OTHER, FLUORO-POLYMERS	1656	2016		402
390490 OTH POLYMERS OF VINYL CHLORIDE	3106	5577		1895
390512 POLYVINYL ACETATE AQUE DISPERS		10355	1713	8346
390519 OTH POLYVINYL ACETATE (PVA)	7489	9703	8626	18121
390521 VINYL ACETATE COPOLYMERS AQUEO	37824	102224	13447	81111
390529 OTH VINYL ACETATE COPOLYMERS	19476	51386	8866	31342
390530 POLYVINYL ALCOHOL W/N CON UNHY	110853	502194	113104	527067
390591 COPOLYMERS	3277	3277	2683	4244
390599 POLYMERS OF OTHER VINYL ESTERS	41003	96290	18113	59368
390610 POLYMETHYL METHACRYLATE	12351	35422	15689	48110
390690 OTHER,ACRYLIC POLYMERS P/FORMS	257807	951098	290887	779927
390710 POLYACETALS	18597	43603	9907	36355
390720 OTHER POLYETHERS	695720	2462268	793650	2423483
390730 EPOXIDE RESINS	76482	195365	61616	139791
390740 POLYCARBONATES	69529	243580	41568	160228
390750 ALKYD RESINS	47335	127945	42	718
390760 POLYETHYLENE TEREPTHACATE(PET)	392051	998439	188242	605036
390770 POLY(LACTIC ACID)	12119	16303	4645	4702
390791 OTHER POLYESTERS, UNSATURATED	2306	4667	2844	10819
390799 OTH POLYESTERS IN PRIMARY FORMS	38465	82472	34988	68213
390810 POLYAMIDE-6,-11,-12,-6,6,-6,10	5533	62603	11360	46161
390890 OTH POLYAMIDE IN PRIMAR FORM	40419	116574	13057	79004
390910 UREA RESINS, THIOUREA RESINS	5179	13356	10984	16804
390920 MALAMINE RESINS	15030	37863	10831	36614
390930 OTHER AMINO-RESINS	377	664		859
390940 PHENOLIC RESINS	37347	78542	29192	58995
390950 POLYURETHANES	211161	679394	227530	629512
391000 SILICONES IN PRIMARY FORMS.	263188	776025	232360	647455
391110 PETROL/COUMARONE,INDENE RESINS	17041	38501	3571	20488
391190 OTH,POLYSULPHIDE,SULPHONE/PLAS	9803	36039	16240	29418
391211 CELLULOSE ACETATES,NON-PLASTI				9
391220 CELLULOSE NITRATES(INCL COLLO)	72058	222196	51648	156124
391231 CARBOXYMETHYL CELLULOSE & SALT	144347	513091	39382	256236
391239 OTHER CELLULOSE ETHERS	94332	320204	193249	462645

Contd.

10.11 Imports by Economic Categories (Detail)

(In Thousand Rupees)

ITEMS	SEPTEMBER., 2014	CUMULATIVE FROM JULY, 2014	SEPTEMBER., 2013	CUMULATIVE FROM JULY, 2013
391290 OTH CELLULOSE & CHEM DERIVATIV	17595	95073	10286	96189
391310 ALGINIC ACID,ITS SALTS & ESTER	163439	515321	69570	295115
391390 OTH NATURAL POLYMERS/MODIFI	52275	136104	18256	64078
391400 ION-EXCHANGERS BASED ON POLYMR	19288	59740	27474	72686
391510 WASTE,ETC OF ETHLY/POLYM/PLAST	472	472	2494	3362
391520 WASTE,ETC OF STYRENE/POLY/PLAS		39859		
391530 WASTEETC OF VINYL-CHLORIDE/PL	91188	216409	72539	171918
391590 WASTE,ETC PLASTIC/PARING	59021	162975	44988	102319
391610 MONOFILAMENT D>1MM RD/ST/PROFI	8638	8899	1341	1422
391620 MONOFILAMENT D>1MM-PL PO VICHL	4347	18074	3399	6878
391690 OTH MONOFIL D>1MM PLASTIC-TOH	13663	35086	9258	22980
391710 ARTIFI GUTS OF HARDEN PROTEIN	43	456	720	720
391721 TUBE,PIPE HOSES,RIGID,OF POLYM	4481	19868	4515	11758
391722 TUBE,PIPE HOSES,POLYMER OF PRO	11893	13545	6597	16467
391723 TUBE,PIPE ETC OF POLYMER VINYL	26019	51958	4644	42237
391729 TUBE,PIPE HOSE,RIGID,OTH PLAST	12208	23957	5549	10635
391731 FLEXIBLE TUBE,PIPE B-PRE27.6MP	26458	55928	7269	15326
391732 OTH,TUBE,PIPE HOSE W/OUT FITNG	772	6778	1119	7757
391733 OTH TUBE,PIPE NOT REINFORCED	2780	3662	1237	1871
391739 OTHER TUBES,PIPES AND HOSES,	51888	137335	10398	66588
391890 FLOOR COVERING OF OTH PLASTICS	17092	37454	10488	12333
391910 SELF ADHESIVE PLAT,ETC W<20CM	92299	277053	84006	231039
391990 OTH,SELF-ADHESIV PLATE,W>20CM	232739	762439	184928	581067
392010 OTH PLATES,ETC PLASNON-CELULAR	133594	351239	128272	333994
392020 OTH PLATE,ETC PLAST NOT REINFO	103646	290299	126576	382693
392030 OTH PLATE,SHEET,ETC OF PLASTIC	36466	54758	26815	81541
392043 OTH PLATE,MAT OF VINYL CHLORID	28325	93595	20595	77784
392049 OTH PLAT,ETC VINYL CHLORID FLX	147495	354685	32147	188600
392051 OTH PLATE,ETC ACRYLIC POLYMERS	1768	31465	17024	35142
392059 OTH PLAT,ETC OTH ACRYLPOLYEER	732	6260	6	3199
392061 POLY CARBONATE IN PLATE, ETC	2516	3554	3153	13867
392062 OTH PLATE ETC POLY(ETH TEREPH)	8236	29645	33363	86670
392063 OTH PLATE ETC UNSAT-POLYESTERS	26592	60737	12799	70579
392069 OTH PLATES ETC OF OTH POLYESTR	7842	15415	5036	29805
392071 OTH PLAT ETC PLAS OF REG CELUL	2414	3503	1759	2640
392091 OTH PLATETC PLAS OF PO BUTRAL	3061	3061		6776
392092 OTH PLAT ETC-PLAS OF POLYAMIDE	18	4590	951	4187
392094 OTH PLAT ETC-PLAS OF PHENORESN	6225	11041		1023
392099 OTH PLAT ETC-PLAS OF OTH PLAST	46825	133926	42445	101853
392111 PLATES ETC OF PLAS POLY/STYREN	637	2328		1003
392112 PLAT ETC PLASTIC CEL P-VIN-CHL	23789	126500	11606	74142
392113 PLAT ETC PLA CEL OF POLUURETHA	84589	323136	129648	418466
392114 PLAT ETC PLA CEL OF REGERATED		4550	2430	4633
392119 FLAT SHET ETC PLA CEL OTH PLAS	43327	99349	43168	129668
392690 OTH, ARTICLES OF PLASTICS	373070	1082427	252508	845855
400110 NATURAL RUBBER LATEX	265813	711140	307248	1024449
400121 SMOKED SHEETS	96796	295063	112579	290938
400122 TECH SPECIFIED NATURAL RUBBER	134355	509930	164466	691368
400129 OTHER NATURAL RUBBER	11261	42075	14455	64885
400130 BALATA,GUTTA-PARCHA,CHICLE ETC			404	404
400211 STYRENE-BUTADIENE RUBBER LATEX	98708	332804	109699	262234
400219 STYREN BUTADIEN RUBER CARBXyla	299348	802289	214823	647541
400220 BUTADIENE RUBBER (BR)	18036	71554	16355	174401
400231 ISOBUTENE-ISOPRENE RUBBER(IIR)	136651	270829	218669	480676
400239 OTH,HALO-ISOBUTENE-ISOPRENE RU	22255	47038		40905
400249 CHLOROPRENE RUBBER O/THAN LATX	22164	87057	28219	87194
400251 ACRYL BUTADIENE RUBBER LATEX		6	7030	22043
400259 ACRYL BUTAD RUBBER O/THAN LATEX	39251	147765	44668	71893
400270 ETHYL PROPLENE-NON-CONJUGATED	29470	53181	25777	86347
400291 OTH SYNTHETIC RUBBER FACTICE		144	20538	55564

Contd.

10.11 Imports by Economic Categories (Detail)

(In Thousand Rupees)

ITEMS	SEPTEMBER., 2014	CUMULATIVE FROM JULY, 2014	SEPTEMBER., 2013	CUMULATIVE FROM JULY, 2013
400299 OTH SYN RUBBER FACTICE D/F OIL	14417	40655	15967	29460
400300 RECLAIMED RUBBER PRIMARY FORM	44663	115521	26549	81396
400400 WASTE,PAROMGS&SCRAP O/TH H-RUB	109838	300654	103899	249811
400510 COMP WITH CARBON BLACK OR SILI	24924	50155	25386	43712
400591 PLATE,SHEET STRIP UN-VUL RUBER	1085	2654	79	556
400599 OTHER COMPOUNDED RUBBER	17318	67956	21617	45014
400690 OTH FORM&ARTIC UNVULCANI RUBBER	365	1472	193	325
400700 UNVULCA RUBBER THREAD & CORD	17650	56745	12212	25185
400811 PLATE,SHEET ETC CELLU VULC RUB	8053	21898	3061	32163
400819 RODS&OTH FORMS OF CEL.VULC RUB	1003	5740	1455	4665
400821 PLAT,SHET N-CELU VULCANI RUBER	77449	211868	19407	76344
400829 RODS&OTH FORM OF N/CEL VUL RUB	16253	30429	3004	22641
400911 TUBE,PIPE OF RUBBER W/O.FITING	29240	80996	18872	48708
400912 TUBE,PIPE OF RUBER WITH FITING	1886	7860	3232	5258
400921 TUBE,PIPE OF RUB W/O.METL.FIT	2412	23701	268	107751
400922 TUBE,PIPE OF RUB WITH METL.FIT	306	2905	726	2357
400931 TUBE,PIPE RUB W/O TEX.METL.FIT	10193	25585	5358	12787
400932 TUBE,PIPE RUB W/TEX.METL.FIT	1567	11208	87	520
400941 TUBE,PIPE RUB W/O OTH.METL.FIT	2172	12276	5140	15845
401700 HARD RUBER IN ALL FORMS/ARTICL	1118	3174	1681	4156
410120 W.HID&SKIN BOV.WT8-10KG.UN.SPL		4667	7276	7276
410150 WHOLE,HIDE/SK BOV ANI F>16 KG	81233	215530	46227	113746
410190 OTH HIDES INCL BUTT,BEND&BELIE			506	1271
410210 RAW SKINS OF SHEEP/LAMB W/WOOL	256839	917147	442789	806251
410221 RAW SK SHEP/LAM W-OUT WOOL PKD	61570	92571	34845	91712
410229 OTH RAW SK SHEP/LAM W/OUT WOOL	17925	39666		728
410390 OTH,HID/SK FRE SALTED,DRIED,LA	123196	351977	50875	195044
410411 HIDE/SKIN FULL GRAIN UNSPLIT		8998		7009
410419 OTH HIDE,SKIN WET STATE	31472	54955	20410	48448
410441 HIDE,SKIN FULL GRAIN DRY STATE	23193	23193	11582	12089
410449 OTHER HIDES DRY STATE(CRUST)	6300	10442	3734	4106
410510 WET BLUE LAMB,SHEEP SKIN	120101	345613	162419	474322
410530 SHEEP/LAMB SKIN NO WOOL CRUST		8177	8970	34078
410621 GOAT/KID SKIN WET BLUE	57859	170825	20812	177617
410622 GOAT/KID SKIN CRUST	4375	15292	19760	49155
410691 OTH WET BLUE SKINS		34		988
410711 WHOLE HIDE SKIN FULL GRAIN BOV	3057	3057	1493	1493
410712 WHOLE HIDE/SKIN GRAIN SPLIT BV	586	1919	830	830
410719 OTH WHOLE HIDE/SKIN BOV ANIMAL	88475	305374	98139	189837
410791 OTH HIDE INCL SIDES FULL GRAIN		36		
410792 OTH HIDE INCL SIDE GRAIN SPLIT	765	765		2685
410799 OTH LEATHER FURTHER PREPARED	14240	39142	6003	28412
411200 PREPARED LEATHER SHEEP/LAMB	1764	18478	5434	18281
411310 LEATHER PREP.AFTER TANN GOAT	36746	95378	20082	43302
411390 OTH LEA FURTHER PREP.AFTR TANE	4279	7877	507	4000
411410 CHOMIS LEATHER		164		
411420 PATENT LAMINATED METALIS LEATH	4929	5406		923
411510 COMP. LEATHER WITH BASIS LEATH	11716	61139	2320	16135
411520 PARINGS, OTH WASTE OF LEATHER	234	669		
420600 ARTI OF GUT OF BLADER/ TENDONS				5
430110 MINK SKINS,RAW,WHOLE/W/O HD,TA				36
430219 OTH,FURSKINS,WHOLE,W&W/OUT H&T	472	9897	3322	17016
440110 FUEL WOOD,IN LOGS,BILLETS ETC		193		52
440122 WOOD IN CHIPS OR PART NON-CON				620
440310 WOOD TRET WITH PAINT,STAIN ETC	6865	10292		9547
440320 OTH,CONIFEROUS SPECIES ROUGH	10332	38352	5385	14622
440349 OTH,WOOD,NON-CONF SPECIES ROUG	32172	47918	38507	93754
440399 WOOD OF OTHER NON-CONF SPECIES	59983	140122	35912	141922
440410 CONIFEROUS	4647	12981	4442	9151
440799 OTH WOOD NON-CONF.SPECIES	143316	481169	124686	299376

Contd.

10.11 Imports by Economic Categories (Detail)

(In Thousand Rupees)

ITEMS	SEPTEMBER., 2014	CUMULATIVE FROM JULY, 2014	SEPTEMBER., 2013	CUMULATIVE FROM JULY, 2013
440810 CONIFEROUS SHEET FOR VENEERING	2130	20654	3181	12070
440839 OTH VENEER SHEET/TROPICAL WOOD	3279	13260	1205	7814
440929 OTHER NON-CONIFEROUS WOOD		592		719
441011 PARTICLE BOARD OF WOOD	13469	51928	2636	15821
441012 ORENTED STRAND BOARB UN-WORKED	2389	3694	2376	3816
441019 OTH P-BOARD OF LIGNEOUS MATERI		34		
441090 OTH P-BOARD NOT AGGLOM W-RESIN	733	1691		6
441112 MEDIUM DENSITY BOARD (MDF)	118858	292538	51934	208731
441113 (MDF)THICKNESS 5MM TO 9MM	24448	89861	14640	48279
441114 (MDF)THICKNESS EXCEEDING - 9MM	121448	288397	103509	308662
441193 OTH (MDF)DENSITY 0.5-0.8g/cm3	85582	206714	54191	228412
441194 OTH (MDF)DENSITY NOT> 0.5g/cm3		3038	1077	1989
441210 P-WOOD,VENEER PANELS OF BAMBOO		16		
441231 OTH P-WOOD OF WOOD SHEET -6MM				1080
441232 OT P-W OUTER PLY NON-CONIFE-WD	23490	83692	9237	49879
441239 OTH PW CONSIST OF WD SHEET-6MM	13987	35660	6451	9659
441294 OTH BLOCKBOARD,LAMINATED&BATEN		1160		1947
441299 OTH PW CONSIST OF WOOD SHEET	206	909		1651
441400 WOODEN FRAMES FOR PAINTINGS	480	1911	620	1746
441510 CASES,BOXES,CRATES,SIM/PACKING	489	3326	525	543
441520 BOX PALLETS& OTHER LOAD BOARD	12495	12531	15	37
442190 OTHER,ARTICLES OF WOOD	23872	55864	10142	18988
450110 NATURAL CORK,RAW/SIMPLY PREPAR	293	2605		1056
450190 WASTE CORK,CRUSHED,GRANULATED	1550	2173	589	589
450310 CORKS AND STOPPERS				5
450390 OTHER ARTICLE OF NATURAL CORK		50		43
450410 BLOCK PLATE SHEET,STRIP CORK		5578	1650	2985
460290 OTH BASKET/WICKERWORK/LOOFAH	659	1271	21	644
470100 MECHANICAL WOOD PULP	78519	204697	23342	59491
470200 CHEM WOODPULP,DISSOLVING GRADE	11633	26823		25159
470311 CHEM WOODPULP UNBLECHED CONIFE	114099	283326	104263	251033
470321 CHEM WOODPULPSEMIBLEACH/BLEACH	261225	962022	217220	1173161
470329 OTH CHEMWOODPULP BLE/SEMI-BLEH	494613	1271158	433744	1372405
470429 CHE W-PULP,S-BLE/BLE NON-CONIF	26248	58196	22268	65195
470500 SEMI-CHEMICAL WOOD PULP	80699	420596	98786	360795
470620 PULP OF FIBRES DERI FROM W-SCR			3802	3802
470710 UN-BLEACHED KRAFT PAPER	40022	92159	1194	169134
470720 RECOVERED PAPER/PAPER BOARD BL				3414
470730 PAPER/PAPERBOARD MACHINE PULP	457	457	518	2909
470790 WASTE & SCRAP OF OTHER PAPER	174854	511021	239627	479994
480100 NEWSPRINT,IN ROLLS OR SHEETS	614776	1731905	368122	1473321
480210 HAND-MADE PAPER & PAPERBOARD		287		293
480220 PAPER/P-BOARD PHOTO-SENSITIVE	3257	3257		160
480240 WALL PAPER BASE		14		
480254 OTH PAPER & PAPERBOARD<40G/SQM	5044	17754	5737	21375
480255 OTH PAPER&PAPERBOARD>40-G/SQM	346936	645921	330211	645366
480256 OTH PAPER&PAPERBOARD IN SHEETS	62789	107303		
480257 OTH PAPER WT 40-150 G/M2	136501	203625	19313	58435
480258 PAPER & BOARD WT>150G/M2	57679	143262	15241	59474
480261 OTH PAPER&PAPERBOARD IN ROLLS	100	100	1541	1923
480262 OTH PAPER&PAPER BOARD IN SHEET	197329	535782	241689	628956
480269 OTH U-C CARBONISING BASE PAPER	1853	4495	909	3801
480300 TOILET FACIAC TISSUE/TOWEL ETC	28352	55482	13778	40662
480411 KRAFTINER UN COATED UN-BLEACH	129246	347548	79159	246511
480419 OTH KRAFTLINER UNCOAT ROL/SHET	7262	99380	49718	89566
480421 SACK KRAFT PAPER,UNBLEACHED	481052	1173074	254275	625740
480429 OTH SACK KRAFT PAP UN-COT RISH		2454	27738	36840
480431 OTH KRAFT P1BORD WT150G/SQMUNB	22323	105838	28328	83151
480439 OTH UNC K-P/BORD WT150G/SQMUB	43203	80820	19009	68452
480442 OTH KRAFT 150-225G BLECH	1244	12577		4059

Contd.

10.11 Imports by Economic Categories (Detail)

(In Thousand Rupees)

ITEMS	SEPTEMBER., 2014	CUMULATIVE FROM JULY, 2014	SEPTEMBER., 2013	CUMULATIVE FROM JULY, 2013
480449 OTH KRAFT PAPER IN ROCC/SEETS		1715	2206	8889
480451 OTH KRAFT PAPER 225G ON BLEACH	3132	3822		
480459 OTH KRAFT PAPER IN ROLL 225G	24604	44814	1894	4939
480511 SEMI-CHEMICAL FLOUTING PAPER		15971		11608
480519 OTHER FLUTING PAPER		78575	13	4525
480524 TESTLINER BD WT150G/M2 OR LESS	41365	11898	5928	34429
480525 TESTLINER BOARD WT>150 G/M2	12914	43714	29671	72080
480530 WRAPPING PAPER,UNCOAT	24404	84519	52885	125811
480540 FILTER PAPER/PAPERBOARD,UNCOAT	72	2376	2732	13257
480550 FELT PAPER/PAPERBOARD,UNCOATED			788	788
480591 OTH P&P/ BOARD<150G UNCOATED	31496	81063	26884	73399
480592 OTH P&P/BOARD 150-225G UNCOAT	16030	31871	16929	33143
480593 OTH P & P BOARD<225G UNCOATED	22869	44948	9035	39591
480610 VEGETABLE PARCHMENT PAPER	3590	3590		3124
480620 GREASEPROOF PAPERS	2213	4226	131	2986
480630 TRACING PAPERS	1428	8819		9263
480640 CLASSINE/GLAZED TRANSPA PAPER	14627	56137	1334	12952
480700 COMPOSITE P/BOARD STICKING FLA	213	11078	4317	7170
480810 CORRUGATED P&P/BOARD PERFORMED		264		545
480840 SACK KRAFT PAPER CREPED/EMBOSD	65	725	1371	1371
480890 OTH PAPER,CREPED/EMBOSED/PERF	3847	13477	1182	5081
480920 SELF COPY PAPER	28952	84928	8046	55625
480990 OTH COPYING / TRANSFER PAPERS	4059	11201	3376	7005
481013 P&P/BOARD FOR WRITING/PRINTING	180955	383930	240422	604624
481019 OTH PAPER&PAPERBOARD IN SHEET	45831	210899	174146	395918
481022 LIGHT WEIGHT COATED PAPER	1473	2610	464	3620
481029 OTH LIGHT WEIGHT COATED PAPER	579841	1106187	158	4379
481031 KRAFT PAPER&BOARD WT 150G/M2	1201	1201		
481032 KRAFT PAPER&P/BOARD WT>150G/M2	10235	23022	1457	11843
481039 OTH KRAFT PAPER&P/BOARD BLEACH	2281	2943	681	1638
481092 OTH PAPER&P/BOARD MULTI-PLY	872994	2837368	610328	1579746
481099 OTH PAPER&P/BOARD COATED	32666	86558	26104	61386
481110 P&P/BOARD,TARRED,BITUMINISED				648
481141 GUMMED ADHESIVE PAPER & BOARD	78368	282202	130984	298262
481149 OTH GUMMED/ADHESIVE P&P/BOARD	39998	52929	3629	16926
481159 OTH P&P/BOARD PLASIC COAT.	300158	1067078	260809	837047
481160 P&P/BOARD COATED WAX COVERED.	30442	153526	31451	164199
481190 OTH P&P/B CELLULOSE WADDING	124271	372809	77089	224474
481320 CIGRETTE PAPER IN ROLL WTH SCM	41125	151198	39984	183662
481390 OTH CIGARET PAPER,BOOKLET/TUBE	52201	143406	27796	117229
481420 WALL PAPER COVERD WITH GRANITE	6904	38525	6585	17144
491199 OTHER, PRINTED MATTER	25489	79364	46807	122156
500100 SILK-WORM COCOONS FOR REELING	436	1080		
500200 RAW SILK (NOT THROWN)	11831	19771		12141
500300 SILK WASTE, YARN WASTE&G-STOCK	1439	2595		1490
500400 SILK YARN,NOT RETAIL SALE	19391	109492	2417	27978
500500 YARN SPUN FROM SILK,WASTE NRS	53940	127986	55068	117403
500790 OTHER SILK FABRICS	224547	591192	77393	178161
510111 SHON WOOL GREASY	1811	3318		
510119 OTHER GREASY FLEECE WSHED WOOL	31933	256437	20509	136615
510129 OTHER DEGREASED WOOL NOT CORBO		12586		5060
510130 CARBONISED WOOL	10589	12456	30781	52915
510220 COARSE ANIMAL HAIR	6	6		
510510 CARDED WOOL		415		
510529 OTHER WOOLTOPS&COMBED WOOL	433	8342		9611
510531 FINE ANIMAL HAIR,CARDED/COMBED		4898		2724
510539 OTH F-ANIMAL HAIR,CARD/COMBED	65	65		
510610 YARN OF CARDED WOOL 85% WT WOL	39820	77487	46119	72282
510620 YARN OF CARDED WOOL<85% W WOL	12235	67188	19866	39975
510710 YARN OF COMBED WOOL-WOOL= />85%	7617	13724	377	3770

Contd.

10.11 Imports by Economic Categories (Detail)

(In Thousand Rupees)

ITEMS	SEPTEMBER., 2014	CUMULATIVE FROM JULY, 2014	SEPTEMBER., 2013	CUMULATIVE FROM JULY, 2013
510720 YARN OF COMBED WOOL-WEIGHT<85%	2083	9680		4258
510910 YARN OF WOOL /ANIMAL HAIR 85%>		573		
520100 COTTON, NOT CARDED OR COMBED.	1695212	4791790	2112335	7436784
520210 YARN WASTE(INCL.THREAD WASTE)	6321	6757	2627	5393
520299 OTHER COTTON WASTE	19300	42120	8045	28059
520300 COTTON, CARDED OR COMBED.		1679		
520411 COTTON SEWING THREAD 85%/MORE			1302	1302
520419 OTH COTTON SEWING THREAD 85%>		223	301	301
520420 COTTON SEWING THREAD,RETL SALE		25	1226	1226
520511 SIN.COT.YAR.U.COM.FIB.D-714.29	56006	66554	65775	176501
520512 S-COT.YARN UCF.D-232.56-714.29	68763	162876	64996	143159
520513 S-COT.YARN UCF.D-192.31-232.56		311		20227
520515 S/C YARN UCF.D< 125.00-193.31.	3994	3994		
520521 S/C YARN COM.FIB D-714.29/MORE				8737
520522 S/C YARN LF.DX.232.56-714.29	30234	137325	73263	300419
520523 S/C.YARN LF.DX.192.31-232.56			137649	229406
520524 S/C YARN COM.FIB.125-192.31-DX		30899	10301	75849
520526 S/C YARN LF. DX. 106.30-125.	48396	68981	4484	9057
520527 S/C YARN COM.FIB.106-36-125-DX	144564	478036	230602	733714
520528 S/C YARN COMBED FIB.< 83.33-DX	88286	502189	204988	413978
520531 MUL/CAB.C/Y.ULF.>714.29DECITEX	10723	20605	102190	352635
520532 MUL/CAB C/Y ULF.232.56-714.29D		9816		1267
520535 MUL/CAB.C/Y UN.COM.FIB<125.DX.	10713	45990	45292	97786
520542 MUL/CAB.C/Y CF.232.56-714.29DX	10758	28984		328
520548 MUL/CAB.C/Y COM.FIB.< 83.33.DX	6911	29063	494	4312
520611 S/C YARN UN COM. FIB>714.29 DX	11399	19126	3203	6729
520612 S/C YARN UN.COM. FIB.<71429.DX	2367	9885		
520615 S/C YARN UN.COM. FIB.<125DX.	33	33		
520634 MUL/CAB C/Y UCF <192.31,125DX				252
520635 MUL/CAB C/Y UN-COM F/B<125DX	2490	10290	5879	16163
520710 C/Y CON>85 % WT OF COT PER-SAL	39	64	36	36
521225 OTH W-FAB COT PRINTED>200G/SQM		867		
530121 FLAX,BROKEN OR SCUTCHED N-SPUN	326	3637		4838
530129 OTH, FLAX,HACKLED NOT SPUN	1203	41283	3459	3459
530310 JUTE/OTH TEXT BAST FIB RAW/RET	294676	721945	197084	995445
530390 OTH, WASTE OF JUTE&TEXTILE FIB	21681	22974		
530500 COCONUT,ABACA RAMIE,RAW/PROCE	28829	54656	53291	116597
530610 SINGLE FLAX YARN	8070	46513	31579	44420
530710 SINGLE,YARN OF JUTE OR OTH FIB	3629	14516	4712	15419
530720 MULTIPLE OR CABLED YARN(RAMIE)	5024	8799	1406	10764
530810 COIR YARN	3715	9844	4779	10855
531100 WOV FAB OF OTH VEG TEX FIB	51	1155		
540110 SEWING THREAD SYTHA FILAMENT	53110	160550	115871	260180
540120 SEWING THREAD ARTIFICIAL FILAM	162901	493654	88681	372609
540211 HIGH TENANCITY YARN OF ARAMIDS				4851
540219 OTH HIGH TENANCITY NYLON YARN	11305	11713	576	1008
540220 HIGH TEN YARN OF POLYESTERS	1290	12122	473	5214
540231 FILAMENTS YARN NYLON POLY 50	100319	394458	76700	291992
540232 FILAMENTS YARN NYLON/OTH POLY	29407	64617	17714	69738
540233 FILAMENTS YARN OF POLYESTERS	1236477	4661206	1527182	4457004
540234 TEXTURED YARN OF POLYPROPYLENE	14437	43373	3083	13113
540239 OTH, SYNTHETIC FILAMENTS YARN	58119	158631	12831	59525
540244 OTH YARN SINGLE UN-TWIST/TWIST	413858	1324554	438413	1270261
540245 ELASTOMERIC YARN OF NYLON	47894	166222	27473	128155
540246 ELASTOMERIC YARN,POLY-PARTIALLY	5545	25621	6816	9657
540247 ELASTOMERIC YARN OF POLYESTERS	399918	1402268	549595	1341294
540248 O-ELASTOMERIC OF SPANDEX/LYCRA	12158	25010		1865
540249 OTH,YARN,SINGLE,50 TURNS/MTR	54096	60425	53009	123056
540251 OTH S/Y TWIST>50/M NYLON,POLYA	6283	10898	2827	3900
540252 OTH S/Y TWS>50/M OF POLYESTER	26233	86859	29642	136960

Contd.

10.11 Imports by Economic Categories (Detail)

(In Thousand Rupees)

ITEMS	SEPTEMBER., 2014	CUMULATIVE FROM JULY, 2014	SEPTEMBER., 2013	CUMULATIVE FROM JULY, 2013
540259 OTH S/Y TWS>50M OF OTH POLYEST	129	176	21293	46549
540261 OTH Y-MULTIPLE/CAB NYLON/POLYM	8090	16352	30067	104469
540262 OTH Y-MULTI/CAB OF POLYESTER	93891	316848	32964	136988
540269 OTH Y-MULTI/CAB NOT RETAIL SAL	20223	47086	3	439
540331 OTH Y/S UN-TWST VISCOSE RAYON	834710	2411453	869434	2156750
540332 OTH Y/S VIS RAY >120TURNS/MTRS	497436	1459781	175286	631856
540333 OTH YARN,SINGLE CELLULOSE ACET	10559	20819	4484	4484
540339 OTH ARTIF FILAMENT YARN SINGL	20955	160958	38025	88309
540341 OTHER YARN OF VISCOSE RAYON	11904	24671	13120	28522
540349 OTH ARTI FILAMENT YRN VIS RAYO		3002	574	593
540411 ELASTOMERIC SYN-MONOFILAMENT		6255		1488
540412 OTH MONOFILAMENT OF POLYPROPYL	4893	8051	10425	10425
540419 OTH SYN MONOFILAMENT OF 67-DEX	7831	32539	16095	28473
540490 OTH SYNTH YARN & SYNTH TEX MAT	821	44562	9873	54532
540500 ARTIFICIAL MONOFILAMENT67D/MORE		386		
540834 OTH WOV FAB ART.FIL YARN PRINT		133	8	8
550120 SYN FILAMENT TOW OF POLYESTERS	4412	25420	9136	22988
550130 ACRYLIC OR MODACRYLIC	238415	733645	184343	557614
550190 SYNTHETIC FILAMENT TOW,N.S.		25374	7089	13920
550200 ARTIFICIAL FILAMENT TOW	405341	1034579	481816	1120835
550311 SYN STAPL FIB OF NY OF ARAMIDS		5134	60	7496
550319 OTH SYN STSPL FIB NOT CARD/COM	69208	146218	11033	25169
550320 SYN STA FIB POLYESTER N-CRD/CD	1162686	3887753	750470	2695132
550330 SYN STA FIB ACRYLIC N-CRD/COMD	391283	1089400	266328	871528
550340 SYN STAFIB POLYPROPYLENE N-C/C		5792		
550390 SYN STAPLE FIB NOT CARDED/COMB	1832	3176	3475	15456
550410 ART-STA FIB VIS RAYON N-CRD/CO	2411179	6962347	1361003	3385252
550490 OTH ART STAPLE FIB NOT CARDED	691407	1618408	450356	962127
550510 WASTE SYNTHETIC FIBRES	1512	4318		1773
550520 WASTE ARTIFICIAL FIBRES		1302		
550620 SYN STA FIB CRD,COM SPN POLYES	19505	64057	11000	52774
550630 ACRYLIC FIBRES CARDED/COMBED		347		
550690 SYNTHETI FIB CARDED/COMBED NS		100		
550700 ARTIFI STAPLE FIB CARDED/COM				496
550810 SEWING THREAD SYN STAPLE FIBRE	1322	7912	3626	23994
550820 SEWING THREAD ART STAPLE FIBRE	7959	32037		48
550911 S/Y STA FIB 86% WT NYLON	117540	388699	58311	145582
550912 MULTI CAB YRN SYN FIB NYL 85%W			71453	92248
550921 S/Y SYN STA FIB 85% WT POLYSTR	461570	1662038	499669	1312793
550922 MULTI STA FIB 85% W POLYESTER	97592	258489	98808	177942
550931 SINGLE YARN85% OR MORE ACRYLIC	23514	56356		25015
550932 MUL/CAB YARN 85% ACRYLIC FIB	51403	132510		6547
550941 SINGLE YARN 85% WT SYN STA FIB	9640	17606	4175	28595
550951 O/YRN POLYES STA FIB MIX ARTIF	367404	775553	139027	414392
550952 O/YRN MX WITH WOOL/FINE A-HAIR				1166
550953 OTH YRN OF POLYESTER MIX COTTN	1613	7135		6688
550959 OTH YRN OF POLY STAPLE FIBRE	21680	126139	43495	107553
550961 O/YRN OF ACRYLIC S-FIB MX WOOL	17318	59586		30273
550962 OTH YARN ACRYLIC MIX COTTON	4214	4214		
550969 YARN ACRYLIC FIB NOT FOR R-SAL	36809	133586	20224	94359
550999 OTH YARN SYN FIB NOT FOR R-SAL	5349	10998		18279
551011 S/YRN ART STA FIB>85% STAPLE-F	178858	425489	63228	248684
551012 MUL/CAB YARN ART STA FIB>85%W	6167	17771	6123	14662
551030 O/YRN ART STA FIB MIX COT-NRS		17		
551090 O/YRN ATT STA FIB<85%ART ATA-F	4037	4243	17240	25466
551120 YARN<85% BY WT SYN STAP FIBRE		18946		
560290 OTH FELTS,NOT IMPREGNATE,COAT	10466	33487	15537	28268
560311 N-WOVNS, M-MADE FILA>25G/SQM	48044	132760	27786	72819
560312 N-WOV,M-MAD FIL>25G/SQM>70GSQM	95133	303184	44808	142621
560313 N-WOVNS,M-MAD FIL>70G/SQM>150G	17960	81410	27165	93111

Contd.

10.11 Imports by Economic Categories (Detail)

(In Thousand Rupees)

ITEMS	SEPTEMBER., 2014	CUMULATIVE FROM JULY, 2014	SEPTEMBER., 2013	CUMULATIVE FROM JULY, 2013
560314 N-WOV,M-MAD FLAME WT>150G/SQM	14048	48164	12553	50189
560391 OTH NONWOVENS, WT>25 G/SQM	1825	1839	489	1338
560392 OTH N-WOV,WT>25G/SQM>70 G/SQM	6807	12190	4207	20109
560393 OTH,NON WOVEN>70G/SQM>150G/SQM	1164	7838	5063	11130
560394 OTH,N-WOVEN WEIGHING>150G/SQM	231621	513708	84541	312822
560410 RUBBER THREA AND CORD,TEX COVE	2245	5567	14166	25148
560490 OTHER,TEXTILE COVERED MATERIAL	3914	28409	1441	14570
581099 OTH TEXTILE MATERIAL.	36	285	22078	50166
581100 QUILTED TEXTILE PRODUCT PIECE.	3104	10986	1720	9841
590110 TEX FAB.GUM COATED/AMYLAC,SUBS	7622	12024	5464	14594
590290 OTH,TYRE CORD FAB YARN VIS-RYN		110		
590310 TEX.FAB.IMP,COV/LMTD PICAL.	102608	403473	76159	243582
590320 TEX.FAB IMP,COATED,POLYURETHAN	180270	587907	73958	252876
590500 TEXTILE WALL COVERINGS.	98	98		79
590610 ADHESIVE TAPE < 20 CM	9348	10617	586	4107
590691 RUBBERISED TEX FAB,KNIT/CROCH	526	3943	794	915
590699 OTHER,RUBBERISED TEX FAB,N.S	7458	26068	13217	46653
590700 TEXTILE FABRICS O/W IMPG/COATD	27607	57690	18181	75584
630800 SETS OF WOVEN FABRICS AND YARN	28	28		
630900 WORN CLOTHING&OTH WORN ARTICLE	1034353	3107296	1507310	4865965
631010 USED&NEW RAGS,SCRAP,TWINE,ETC	16	921		29
640590 OTHER FOOTWEAR	10952	41440	17800	68282
640610 OTH PARTS OF FOOTWEAR N.S.	27516	40689	1755	15319
640620 OUTER SOLE/HEEL OF RUB/PLASTIC	19006	35960	4620	14840
640690 PARTS OF FOOTWEAR/OTH MATERIAL	11161	18532	2165	12282
650100 HAT-FORM/BODY,HOODS OF FELT				23
700800 MUL-WALLED INSULATE UNIT GLASS	7364	62374		693
700910 REAR VIEW MIRRORS FOR VEHICLES	4193	15160	2636	11666
700991 UNFRAMED GLASS MIRRORS	35489	157095	26956	111174
701399 O-GLASSWARE INDOOR DECORATION	215871	521902	114908	372171
701890 OTH GLASS ART O/T IMI-JEWELERY	4420	9791	286	20765
701911 SILVER/ROVINGYARN C/STAND=50MM	71	122	164	164
701912 ROVINGS	7662	29746	7705	16436
702000 OTH ARTICLES OF GLASS	4288	10549	2449	6848
710121 CULTURED PEARLS UNWORKED				99
710310 UN-WORKED/SIMPLY SAWN PRE-STON	4441	13809	268	1580
710590 OTH DUST/POWDER NAT SYN PRE ST	10	10	131	131
710610 SILVER POWDER	6	6		
710691 SILVER UNWROUGHT				611240
710692 SEMI-MANUFACTURED SILVER	8060	29348	1791	6841
711019 OTH PLATINUM OTH SEM MFG FORM			17	17
711049 OTH MET-PLAT GRUD/ALOY S-MED F			13	13
730890 OTH STRUCTURE OF IRON OR STEEL	608297	1177927	118325	748582
730900 RESERVATORS,TANKS,VATS SIMICONT	53937	92286	16441	18831
731010 TANKS,CASKS,DRUMS,CANS,BOX>50	292	10004	23137	26256
731021 CAN,CLOSED BY SOLD/CIMP CAP<50	6973	17668	3652	8563
731029 OTH TANK,CASK,DRUM,BOX CAP<50	268744	342900	19518	77504
761090 ALUM STRUCTURE & PARTS N.E.S.	64046	218909	1986	26531
761100 ALUM RESERVOIRS,TANKS VATS ETC			213	213
761210 COLLAPSIBLE TUBULAR CONTA ALUM	3181	6225		9818
761290 OTH CASKS,DRUM,CAN,BOXES ALUMI	78051	617461	184437	429627
890800 VESSELS&F-STRU FOR BREAKING UP	9757276	17145080	19642778	34591318
900110 OPTICAL FIB,OPTI FIB BUNDLES	50067	116580	15029	67415
900120 SHEET,PLATE OF POLARISING MATE	86	397		
900130 CONTACT LENSES.	1209	3523	2116	3924
900140 SPECTACLE LENSES OF GLASS.	3196	12928	1551	8745
900150 SPECTACLE LENSES OTH MATERIAL	2881	5726	26	901
900190 OTH LENSES, PRISMS, MIRRORS	826	3036	111	2669
900211 OBJECTIVE LENSE CAMRA/PROJECTOR	548	1553	251	1330
900219 OTHER OBJECTIVE LENSES.	502	1494	279	508

Contd.

10.11 Imports by Economic Categories (Detail)

(In Thousand Rupees)

ITEMS	SEPTEMBER., 2014	CUMULATIVE FROM JULY, 2014	SEPTEMBER., 2013	CUMULATIVE FROM JULY, 2013
900220 FILTERS FOR OBJECTIVE LENSES		26		
900290 OTH,MOUNTED OPTICAL ELEMENTS	367	6456	150	1683
900311 FRAMS,MOUNTINGS OF PLASTICS	562	2284	427	599
900319 FRAM,MOUNTING OF OTH MATERIAL	4456	9859	1869	4202
900390 PART FOR FRAMES&MOUNT SPECATLE		82		
900410 SPECTACLES,GOGGLES SUNGLASSES	19952	65648	12858	55155
900590 PARTS/ACCESSORIE OF BINOCULARS		189	135	255
900630 CAMERA USED IN UNDERWATE SURVY		15		82
900640 INSTANT PRINT CAMERAS	412	412		329
900651 CAMERA(SLR) FOR FILM WD!>35MM		19		
900653 OTH CAMERA ROLL FILM OF35MM				346
900659 OTH CAMERA PHOTOGRAPHIC		1042		49
900661 DISCHARGE LAM FLASHLIGHT APPAR		40		
900669 OTH PH-GRAPHIC FLASHLIGHT APPA	160	693	21	669
900691 PARTS,ACCE PHOTOGRAPHIC CAMERA	1032	1611	421	751
B. CAPITAL GOODS TOTAL	38047151	100590987	21539625*	72408520
250100 SALT/PURE SODIUM CHLORIDE	894	12206	1077	7168
250300 SULPHUR OF ALL KINDS	90203	207006	85432	462179
250410 NATURAL GRAPHITE OF ALL KINDS	5218	28272	11538	27356
250490 OTHER,NATURAL GRAPHITE	1523	1523	246	246
250510 SILICA SANDS AND QUARTZ SANDS	211	3890	204	5276
250590 OTHER NATURAL SANDS	781	4211	2266	4372
250610 QUARTZ (O/T NATURAL SANDS)	509	997	93	93
250620 QUARTZITE ROUGHLY TRIMMED				2857
250700 KAOLIN & OTH KAOLIN CLAYS	91655	219529	38070	156336
250810 BENTONITE	5392	14674	11527	25096
250830 FIRE-CLAY	327	327		1067
250840 OTHER CLAYS	5191	19464	2166	8646
250900 CHALK	19171	36263	12742	27251
251110 NATURAL BARIUM SULPHATE	85	5255	59453	166081
251200 SILICEOUS FOSSIL MEALS	1659	5598	2703	7487
251310 PUMIC STONE W/NOT HEAT TREATED	684	11413	345	7365
251320 EMERY,NATURAL CORUNDUM,GARNET	6588	17439	592	8777
251511 MARBLE/TRAVERTINE,CRUDE ROUGH	18577	49861	862	1856
251512 MARBLE,TRAVERTINE,MERELY CUT	1170	1736		1452
251611 GRANITE,CRUDE/ROUGHLY TRIMMED	2330	4019	1027	2503
251612 GRANITE,MERELY CUT,BY SAWING		48		668
251620 SANDSTONE,CRUDE/ROUGHLY TRIMED		664	192	1719
251690 OTH MONUMENTAL BUILDING STONE			186	219
251710 PEBBLES,GRAVEL/CRUSH STONE ETC			53	53
251741 GRANULES,CHIP & POWDER,MARBLE	579	1073		
251749 OTH GRANULE,CHIPPING & POWDER		553		
251830 DOLOMITE RAMMING MAX		3255		
251990 OTH FUSED MAGNESIA,DEAD BURNED	10527	31516	3395	11852
252010 GYPSUM; ANHYDRITE	2150	10888	2682	5899
252020 PLASTERS OF CALCINED GYPSUM	1990	2628	92	577
252210 QUICKLIME			35	35
252220 SLAKED LIME	445	1303	1182	1769
252230 HYDRAULIC LIME	29	29	50	50
252310 CEMENT CLINKERS	219	2600		
252321 WHITE PORTLAND CEMENT	59	59		1076
252329 OTHER PORTLAND CEMENT	93653	204250	7847	43989
252330 ALUMINOUS CEMENT(CEMENT FONDU)	618	618	927	3551
252390 OTHER HYDRAULIC CEMENTS	27771	125763	38172	121915
252410 ASBESTOS CROCIDIOLITE		2293		
252490 OTHER ASBESTOS	39372	61589	70734	108849
252520 MICA POWDER		1017	1743	1743

Contd.

10.11 Imports by Economic Categories (Detail)

(In Thousand Rupees)

ITEMS	SEPTEMBER., 2014	CUMULATIVE FROM JULY, 2014	SEPTEMBER., 2013	CUMULATIVE FROM JULY, 2013
252610 NATURAL STEATITE,NOT CRUSHED	342441	769561	384455	719337
252620 NATURAL STEATITE,CRUSH/POWDER	2620	8804	2171	5776
252800 NATURAL BORATES & CONCENTRATES		94		
252910 FELDSPAR				50
252922 FLUORSPAR>97% CALCIUM FLORIDE			102	102
253010 VERMICULITE,PERLITE CHLORITES		1614		
253090 OTHER,MINERAL SUBSTANCES	27563	114598	27778	128517
260111 IRON ORES,CONCEN,NON-AGGLOMERT	746929	875559		904409
260200 MAGANESE ORES & CONCENTRATES		116543		
260400 NICKLE ORES AND CONCENTRATES		111		
260700 LEAD ORES AND CONCENTRATES	2283	3594	107	107
261000 CHROMIUM ORES AND CONCENTRATES	2010	6639	96	382
261400 TITANIUM ORES & CONCENTRATES	8751	11158		3348
261510 ZIRCONIUM ORES AND CONCENTRATE		3660		
261800 GRANULATED SLAG M/G IRON,STEEL	31450	63578	236	236
261900 SLAG,DROSS OTH WASTE,IRN/STL	84	11457	4259	7527
262011 HARD ZINC SPELT MAINLY OF ZINC		647		
262019 OTH,ASH&RESIDUE C/MAINLY ZINC	687	6400	536	4050
262190 OTH SLAG &ASH,RESIDUES M-WAST		1563	11	4696
270111 ANTHRACITE NOT AGGLOMERATED		837		
270112 BITUMINOUS COAL,NOT AGGLOMERAT			124726	124726
270119 OTHER COAL,NOT AGGLOMERATED	6727830	13754653	1189494	5989482
270120 BRIQUETTES SIMILAR SOLID FUEL				564
270210 LIGNITE NOT AGGLOMERATED	409	1623		
270300 PEAT INCLPEAT LITTER	1388	4244	1964	5164
270400 COKE/SEMI OF COAL,RETORT CARBN	276481	848193	35362	333478
270600 TAR FROM COAL/LIGNITE/PEAT ETC				1594
270730 XYLENE (XYLENES)	140062	565759	231846	697084
270740 NAPHTHALENE				601
270750 OTH STOCK FOR CARBON BLACK	67000	71662	20712	86020
270791 CREOSOTE OILS		1611		
270799 OTH OIL /PROD DISTLION COALTAR	76772	135918		84129
271019 KEROSENE,INCL KER.TY. JET FUEL	944973	3174572	801121	2442092
271129 OTH GAS HYDROCARBON GAS STATE	82	1157	1256	2070
271210 PETROLEUM JELLY	33606	77110	17701	50314
271220 PARAFIN/WAX,CONT WT<0.75%OIL	36890	105660	14224	56649
271390 OTH RESIDUE PETROLEUM BITUMEN		13		
271410 BITUMEN OIL SHALE & TAR SANDS				12359
271500 BITUMEN MIXTURES,NATURAL	6725	22773	80965	129827
280110 CHLORINE				1093
280120 IODINE	58052	114958	31098	88642
280200 SULPHUR,SUB/PRE COLLI.SULPHER		797	700	4315
280300 CARBON(INCL CARBON BLACK)NES	77854	179117	114466	326879
280410 HYDROGEN.	1415	1557	79	3021
280421 ARGON	5376	14098	5594	17524
280429 OTHER, RARE GASES.	7417	16301	11415	28874
280430 NITROGEN	51	51	75	265
280440 OXYGEN	459	576		18897
280450 BORON, TELLURIUM		5	61	261
280469 OTHER SILICON	660	1297	901	1941
280470 PHOSPHORUS	64	17338	11682	13002
280480 ARSENIC	7706	11526		3817
280490 SELENIUM	9339	46052	3161	35676
280519 OTHER ALKALI METALS	5246	12230		4475
280540 MERCURY	3622	5875	1291	1291
280610 HYDROGEN CHLORIDE (HCL ACID)	2196	2539		1274
280700 SULPHURIC ACID; OLEUM				1836
280800 NITRIC ACID;SULPHONITRIC ACIDS	12113	30699	6359	25275
280910 DIPHOSPHORUS PENTAOXIDE	2552	3626	178	352
280920 PHOSPHORIC/POLPHOSPHORIC ACIDS	2058335	7628772	1301770	6794662

Contd.

10.11 Imports by Economic Categories (Detail)

(In Thousand Rupees)

ITEMS	SEPTEMBER., 2014	CUMULATIVE FROM JULY, 2014	SEPTEMBER., 2013	CUMULATIVE FROM JULY, 2013
281000 OXIDES OF BORON;BORIC ACIDS	25229	56027	9750	49365
281111 HYDROGEN FLUORIDE	1508	3403	460	897
281119 OTHER INORGANIC ACIDS.	14237	36271	11806	34278
281121 CARBON DIOXIDE	18538	78003	29304	168150
281122 SILICON DIOXIDE (SILICA)	59464	161804	50422	117978
281129 OTH INORGANIC OXYGEN COMPOUNDS	239	2356	2845	6723
281210 CHLORIDES AND CHLORIDE OXIDES	15	62	20	20
281290 OTH HALIDE/HALIDE OXIDES	314	5993	524	8599
281420 AMMONIA IN AQUEOUS SOLUTION		607	1120	1637
281511 SODIUM HYDROXIDE SOLID	11793	15357	2115	15461
281512 SODIUM HYDROXIDE AQUEOUS SOL	22	653		511
281520 POTASSIUM HYDROXIDE (CAUSTIC)	46975	129858	27090	61857
281610 HYDROXIDE/PEROXIDE OF MAGNESUM	1751	15300	3577	9567
281640 STRONTIUM,OXIDE,H-OXIDE,PEROXI	539	816		
281700 ZINC OXIDE;ZINC PEROXIDE	17319	51942	15344	40476
281810 ARTIFICIAL CORUNDUM NOT DEFIN	1318	7202	2107	6121
281820 ALUMINIUM OXIDE O/T ARTIFICIAL	20772	56552	13751	34319
281830 ALUMINIUM HYDROXIDE	20981	98300	58746	126103
281910 CHROMIUM TRIOXIDE	579	31898	16583	26600
281990 OTH,CHROMIUM OXIDES&HYDROXIDE	2702	2883		7795
282010 MANGANESE DIOXIDE	316	316		
282090 OTHER, MANGANESE OXIDES	144	15253		
282110 IRON OXIDES AND HYDROXIDES	48728	153224	38373	90687
282200 COBALT OXIDE & HYDROXIDE	2475	17988	4308	21909
282300 TITANIUM OXIDES.	17114	98597	14243	59963
282410 LEAD MONOXIDE(LITHARGE,MASICOT	373	2541		3601
282490 OTHER, LEAD OXIDES		837		807
282510 HYDRAZINE,YDROXYLAMINE SALT	5222	24085	7147	18420
282520 LITHIUM OXIDE AND HYDROXIDE	789	1282	4480	6304
282530 VANADIUM OXIDES AND HYDROXIDES	63	73		6455
282540 NICKEL OXIDES AND HYDROXIDES			4	1969
282550 COPPER OXIDES AND HYDROXIDES				11615
282560 GERMANIUM OXID/ZIRCONIUMDIOXID		2		
282570 MOLYBDENIUM OXIDES/DIOXIDES		418		
282580 ANTIMONY OXIDES		18862		29450
282590 OTH INORGANIC BASE/METAL OXIDE	85	5864	1433	3303
282619 OTHER, FLOURIDES	1991	8773	1477	2496
282630 SODIUM HEXAFLOROALUMINATE		98		2078
282690 OTHER,COMPLEX FLUORINE SALTS		2756	3247	4408
282710 AMMONIUM CHLORIDE	4066	7117	4802	12621
282720 CALCIUM CHLORIDE	6288	24186	966	7414
282731 CHLORIDES OF MAGNESIUM	1976	6564	1174	4751
282732 CHLORIDES OF ALUMINIUM		1212		7
282735 CHLORIDES OF NICKEL	3073	4168		4743
282739 OTHER CHLORIDES:	26901	51351	1981	7612
282741 CHLORIDE OXIDE/HYDROXIDE COPER		298		
282749 OTH CHLORIDE OXIDE/HYDROXIDES	269	354		
282751 SODIUM POTASIUM BROMOMIDES	872	2059	401	411
282759 OTH BROMIDE/BROMIDE OXIDE	343	7882		611
282760 IODIDES AND IODIDE OXIDES	277	6054	329	4115
282810 COM CAL HYP (BLEACHING POWDER)		2		
282890 OTH HYPOCHLORITES/HYPOBROMITES	7938	12663	132	3174
282911 CHLORATES OF SODIUM	3215	6496	2	2
282919 OTH CHLORATES/PERCHLORATES	51193	146152	23250	162654
282990 OTH BROMATES/PERBROMATE/IODATE	33258	38658	59	976
283010 SODIUM SULPHIDES	233120	328421	64319	183878
283090 OTH, SULPHIDES, POLYSULPHIDES				109
283110 SODIUM DITHIONITE,SULPHOXYLATE	130149	340422	54323	178223
283190 OTH DITHIONITE & SULPHOXYLATE	20810	194635	28614	229588
283210 SODIUM SULPHITES(NEUTRAL)	28284	126745	18639	89077

Contd.

10.11 Imports by Economic Categories (Detail)

(In Thousand Rupees)

ITEMS	SEPTEMBER., 2014	CUMULATIVE FROM JULY, 2014	SEPTEMBER., 2013	CUMULATIVE FROM JULY, 2013
283220 OTHER SULPHITES	705	3777	24	86
283230 THIOSULPHATES	3	5013	820	2963
283311 DISODIUM SULPHATE	121133	358127	63276	220797
283319 OTHER SODIUM SULPHATES	7125	14781	2628	8622
283321 MAGNESIUM SULPHATE(EPSOM SLATE	3519	6444	384	1796
283322 SULPHATES OF ALUMINIUM	10586	23315	8128	15259
283324 SULPHATES OF NICKLE	4615	12247	4442	27571
283325 SULPHATES OF COPPER	9448	38671	7056	34926
283327 SULPHATES OF BARIUM	7375	17128	8669	20119
283329 OTHER SULPHATES	115716	496273	56270	280036
283330 ALUMS	28	343	9	668
283340 PEROXOSULPHATES(PERSULPHATES)	3262	11170	7424	11440
283410 NITRITES	10935	20770	6818	16039
283421 NITRATES OF POTASSIUM	2241	18496	2501	14254
283429 OTHER, NITRATES	3986	11514	8886	12774
283510 PHOSPHINATES & PHOSPHONATES	2281	16388	2608	9537
283522 PHOSPHATES OF MONO-OR DISODIUM	16988	35497	7676	19247
283524 PHOSPHATES OF POTASSIUM	1634	7863	782	5374
283525 CALCIUM HYDROGEN-ORTHOPHOSPHAT	83844	312217	19060	246751
283526 OTH CALCIUM PHOSPHATE (PURE)	27779	145869	34064	37773
283529 OTHER, PHOSPHATES	5306	16675	3827	8823
283531 SODIUM TRIPHOSPHATE	69359	236073	95741	250159
283539 OTHER, POLYPHOSPHATES	31672	93114	16475	28648
283620 DISODIUM CARBONATE NATURAL	165634	330308	56364	331660
283630 SODIUM HYDROGEN CARBONATE	11970	34338	9892	31319
283640 POTASSIUM CARBONATE	11398	105180	2041	46413
283650 CALCIUM CARBONATE	15064	64906	8457	30335
283660 BARIUM CARBONATE	13639	38181	19824	31680
283692 STRONTIUM CARBONATE		74	3	3
283699 OTHER, CARBONATES	28802	90950	30381	78508
283711 CYANIDES OF SODIUM	15201	30817	5699	11191
283719 OTH CYANIDE/OXIDES	2853	3039	2	29
283720 COMPLEX CYANIDES	83	184	69	71
283911 SODIUM METASILICATES		4293		3464
283919 OTHER, SILICATES	1348	5262		3852
283990 OTHER, METAL SILICATE	3359	17460	2323	5785
284011 SODIUM TETRABORATE ANHYDROUS	396	396		
284019 OTH DISODIUM TETRABORAT(REFINE	17368	44252	6343	24310
284020 OTHER, BORATES		412		2846
284030 PEROXOBORATES (PERBORATES)		729	18105	18105
284130 SODIUM DICHROMATE	36716	84935	18004	53283
284150 OTH CHROMATE DI/PER CHROMATES	3760	3850	16	4440
284161 POTASSIUM PERMANGANATE	7	7970	7979	16446
284170 MOLYBDATES	5	1119	530	1967
284180 TUNGSTATES (WOLFRAMATES)		4		
284190 OTH,SALT OXOMETALIC/PEROX ACID	1081	1101		1426
284210 DOUBLE OR COMPLEX SILICATES.	9979	44514	6750	25142
284290 OTHER SALTS OF INORGANIC ACIDS	229	2038	229	3615
284321 SILVER NITRATE.	233	556		219
284329 OTHER,SILVER COMPOUNDS		431	2662	2884
284330 GOLD COMPOUNDS.	68	204		124
284390 OTHER COMPOUNDS,AMALGAMS	44	1293	82	2335
284430 URANIUM DEPLET THORIUM IT COMP				30
284440 RADIOACTIVE EL/ISOTOP COMP ALY	18590	33645	9894	37662
284610 CERIUM COMPOUNDS.	6	6		593
284690 OTH RARE EARTH METAL COMPOUNDS	3	11		308
284700 HYDROGEN PEROXIDE SO-WITH UREA	36695	69172	46717	200836
284800 PHOSPHIDES,CHEMICALLY DEFINED			2194	2194
284910 CALCIUM CARBIDES	58690	269849	36167	149611
284920 SILICON CARBIDE	4554	13011	1575	4005

Contd.

10.11 Imports by Economic Categories (Detail)

(In Thousand Rupees)

ITEMS	SEPTEMBER., 2014	CUMULATIVE FROM JULY, 2014	SEPTEMBER., 2013	CUMULATIVE FROM JULY, 2013
284990 OTHER CARBIDE	84	84	65	65
285000 HYDRIDE,NITRIDE,AZIDE,BRMD ETC	1452	1746		
285210 INORG/ORGANIC COMP OF MERCURY	1919	3437	9	4117
285290 OTH INORG/ORGA COMP-MERCURY	10	908		545
285300 OTH INORGANIC COPM AMALGAMS		492	1322	2446
290899 OTH SULPHONATED DER OF PHENOLS	6484	6484		221
290911 DIETHYL ETHER	77	227	94	185
290919 OTHER, ACYCLIC ETHER	2996	11108	1456	3301
290920 CYCLANIC,CYC ETHER HALOGEN DER		140		
290930 AROMATIC ETHER HALOGEN SULPH'T	6928	27091	232	15503
290941 2,2-OXYDIETHANOL(DIETHYL GLYCL	82753	223271	54211	169744
290943 MONOBUTYL ETHER,ETHYLEN GLYCOL	8488	32240	18509	39526
290944 MONOALKYL ETHER,ETHYLEN, GLYCOL	31434	96898	31582	104805
290949 OTH,ETHERS THEIR DERIVATIVES	18745	81613	33616	57651
290950 ETHER-PHENOLS,ETHERALCH PHENOL	922	6665	280	1669
290960 ALCH PEROXID,ETH PEROXID,KETON	27197	77565	8840	42756
291010 OXIRANE (ETHYLENE OXIDE)	7	2897		
291030 1-CHLORO-2,3-EPOXYPROPANE	2662	12039	5410	8052
291090 OTH,EPOXIDE,EPOXYALCH,EPOXYPHL	1690	2257	1449	2626
291100 ACETAL HEM/ACETAL,OXYFUNC HEL		141		
291211 METHANE WITHOUT OTH OXYGN FUNC	1728	4124	109	109
291212 ETHANE WITHOUT OTH OXYGEN FUNC	75	194	34	734
291219 OTH,ACYCLIC ALDEHYD W/O OTHOXY	9333	47334	7283	32730
291221 BENZALDEHYDE W/O OTH OXY FUNC				411
291229 OTH CYCLIC ALDEHYD W/O OXY FUN	7678	13404	4598	6699
291241 VANILLIN(4-HYDROXY-3-METHOXYBZ	4782	20422	7397	20589
291242 ETHYLVANILIN(3-ETHOXY-4HYDROXY	2639	4104	2646	16741
291249 OTH ALDEHYDE-ETHER/PHENOL/OXYG	92	781	25	26
291250 CYCLIC POLYMERS OF ALDEHYES			98	98
291260 PARAFORMALDEHYDE	9223	17650		6427
291300 HALOGEN,SULPHONAT,NITRAT DERV	6	6		3
291411 ACETONE	10548	28543	5442	27376
291412 BUTANONE(METHYL ETHYL KETONE)	38924	134117	37718	151573
291413 4-METHYLPENTAN-2-ONE	30	1917	373	5959
291419 OTH,ACYCLIC KETONE W-OUT OXY-F	13	33	149	576
291422 CYCLOHEXANONE,METHYLCYCLOHEXON	16829	51017	12512	22956
291423 IONONES AND METHYLIONONES	813	2291		1939
291429 OTH,CYCLANIC ETC W/O OTHOXYGN	339	4815	901	12081
291439 OTH,AROMATIC KETONE W/O OXYGEN	33	599	86	257
291440 KETONE-ALCOHOL KETONE-ALDEHYDE	6111	12465		11323
291450 KETONE-PHENOL/KETONE W/O OXYGN	1909	5845	2725	8638
291461 ANTHRAQUINONE				3551
291469 OTHER QUINONES	6039	11414	1860	14716
291470 HALGENATDED,SULPHONATED,DERIVA	789	2419		6
291899 OTH INDREDIENTS FOR PESTICIDES	43877	128524	47648	119751
291990 OTH PHOSPHORIC ESTER/SALT/DERI	1218	29311	5274	27683
292090 OTH ESTER OTH INORGANIC ACID	6457	15136	12905	41098
292111 METHYLAMINE,DI/TRI & ITS SALT	5567	25969	9643	29715
292119 OTH ACYCLIC MONOAMIN/DERV/SALT	2951	9416	3163	8771
292121 ETHYLENEDIAMINE AND ITS SALTS	3629	15752	1231	12354
292122 HEXAMETHYLENEDIAMINE/ITS SALTS			5497	5497
292129 OTH ACYCLIC POLYAMIN/DERV/SALT	614	11083	887	2455
292130 CY-CLANIC,LENIC LOTERPENI/SALT	3557	10307	9596	17472
292141 ANILINE AND ITS SALTS	3052	11674	1454	2912
292142 ANILINE DERIVATIVES/ITS SALT	51477	109958	7312	66019
292143 TOLUIDINE/ITS DERIVATIV/SALT		4556	2226	9877
292145 1,2-NAPHTHYAMINE/ITS DERIVATE	2100	8277	9375	54955
292149 OTH,AROMATIC MONOAMIN DER/SALT	54386	145011	7128	93123
292151 O,M,P-PHENYLENE,DIAMINE SALT	14083	86539	19741	108392
292159 OTH AROMATIC POLYAMIN DER/SALT	23692	50391	1792	26112

Contd.

10.11 Imports by Economic Categories (Detail)

(In Thousand Rupees)

ITEMS	SEPTEMBER., 2014	CUMULATIVE FROM JULY, 2014	SEPTEMBER., 2013	CUMULATIVE FROM JULY, 2013
292211 MONOETHANOLAMINE AND ITS SALTS		26348	3400	16351
292212 DIETHANOLAMINE AND ITS SALTS	3218	11573	13152	24575
292213 TRIETHANOLAMINE AND ITS SALTS	5683	7181	2804	14303
292219 OTH AMINO-ALCH ETHER/ESTR/SALT	84010	304795	93011	258490
292221 AMINOHYDROXYNEPHLENE ACID/SALT	9030	60881	36658	65316
292229 OTH AMINO NAPHTHOL/PHENOL ETHER	128085	265170	25430	143222
292239 OTH AMINO ALDEHYDES	70	298	457	4649
292241 LYSINE/ITS ESTER SALT THEREOF	443757	833555	264504	1067308
292242 GLUTAMIC ACID AND ITS SALTS	228819	601605	108952	380804
292249 OTH AMINOACID/ESTER O/T OXYFUN	192249	740560	158034	579889
292250 AMINO-ALCHL/ACIDPHENOL/IT COMP	70222	307590	43706	218734
292310 CHOLINE AND ITS SALTS	688	3178	394	8443
292320 LECITHIN/OTH PHOSPHOAMINOLIPID	28395	50375	6286	30276
292390 OTH QU-AMMONIUM SALT/HYDROXID	96653	218356	71673	186787
292412 FLUOROACETAMIDE(ISO)MONOCROTO				340
292419 OTH AMIDE COMP,CARBONIC ACID	81194	256130	83520	180196
292421 UREINES/DERIV/SALT THEREOF	11811	28955	4846	32214
292429 OTH CYCLIC AMIDE DERIV/SALTS	132006	352662	168897	557301
292511 SACCHARIN AND ITS SALTS	5360	43770	9328	60854
292519 OTH IMIDE/DERIV/PREP THROF	841	9309	1990	5221
292529 DIPHENYL-GUANIDINE	32739	113933	57437	140830
292610 ACRYLONITRILE	3316	6342	101	2912
292620 1-CYANOQUANIDINE(DICYANDIAMIDE	8861	24868	7278	18450
292690 OTH,NITRILE-FUNCTION COMPOUNDS	131598	1040527	200604	531859
292700 DIAZO-,AZO-/AZOXY-COMPOUNDS	19001	68319	12969	44378
292800 ORGANIC DERV,HYDRAZIN/HYDOXY	9521	15780	2577	13943
292910 ISOCYANATES W-NITROGEN FUNCTIO	377556	777689	309847	673303
350790 OTH ENZYMES/PREP ENZYMES	165033	538989	160198	526643
360200 PREP EXPLOSIVE O/T POWDER	6475	6475		422
381590 OTHER CATALYTIC PREPARATIONS	85916	131920	7010	162999
401039 TRANS SYS.BELT OTH 150-198 CM	16456	58671	16178	51059
401110 NEW PNEUM TYRES FOR MOTOR CARS	187547	648587	144171	465553
401120 NEW PNEUM TYRES FOR BUS/LORRY	2249161	6672915	1265967	4196005
401130 NEW PNEUM TYRES RUB AIRCRAFTS	11254	49100	2103	11587
401140 NEW PNEUM TYRE RUBB MOTORCYCLE	6328	22817	8675	23545
401150 NEW PNEUM TYRE RUBB BICYCLES	4140	11257	2922	9946
401161 TYRE AGRICULTURE VEH/MACHINE	107838	345789	98897	230536
401162 TYRE INDUSTRIAL VEH=61 CMS		376		
401163 TYRE INDUST/CONS VEH>61 CMS	157	9336	75	75
401169 OTHER TYRE HERRING BONE		33	255	296
401192 OTHER TYRE AGRICULTURE/MACH	35	145	4434	5747
401193 OTH TYRE INDUSTRIAL VEH=61 CM	3186	5795	1817	3278
401194 OTH TYRE INDUSTRIAL VEH>61 CM	955	2655	4556	13809
401199 OTH TYRE NEW PNEUMATIC RUBBER	72573	161403	20699	77467
401212 RETREATED TYRE FOR BUSES/LORRY		159	518	539
401213 RETREATED TYRE FOR AIRCRAFTS	442	4314	29388	36873
401219 OTHER RETREATED TYRE OF RUBBER		19		
401290 OTH USED PNEUMATIC TYRE RUBBER	4077	12495	11040	21843
401310 INNER TUBES,OF MOTOR CAR/BUSES	23810	57448	22237	39373
401320 INNER TUBES FOR BICYCLES	2980	10807	4528	11554
420340 OTHER CLOTHING ACCESSORIES	45106	99506	46645	128435
440290 OTH WOOD CHARCOAL NOT AGGLOMER	30	4033	462	2649
440500 WOOD WOOL;WOOD FLOUR.				2395
440710 CONIFEROUS WOOD SPECI SAW/CHIP				2727
440725 TROPICAL WOOD DARK RED MERANTI	8505	39249	4630	24945
440726 TROPICAL WOOD WHITE LAUAN ECC	9628	50282	13873	39993
440727 SAPELLI			2846	3963
440729 OTH TROPICAL WOOD NON-CONF SAW	312315	1212971	284451	741075
440791 OAK WOOD,SWAN/CHIPPED LEN WISE		13	885	1189
440792 BEECH WOOD SWAN/CHIPPED L/WISE	18577	46303	12670	41418

Contd.

10.11 Imports by Economic Categories (Detail)

(In Thousand Rupees)

ITEMS	SEPTEMBER., 2014	CUMULATIVE FROM JULY, 2014	SEPTEMBER., 2013	CUMULATIVE FROM JULY, 2013
440795 OTH TROPICAL WOOD OF ASH	81093	220436	21862	78005
440890 OTH.LAMINAT WOOD SAWN.SLICED6M	9246	34707	12623	27358
440921 WOOD NON-CONIFEROUS OF BAMBOO	695	709		
441700 TOOLS/BODIES/HANDLE OF WOOD		22		3
441810 WINDOWS FRENCH WINDOWS & FRAME		20		
441820 DOORS FRAMES AND THERSHOLDS	7474	28731	5724	14203
441840 SHUTTERING FOR CONCRETE C/WORK		13693		
441872 OTH MULTILAYER FLOORING PANELS		1382		
441879 OTH ASSEMBLED FLOORING PANELS		119		
551694 W-FAB ART FIB<85%WT O/FIB PTIN	311553	2092427	67142	267128
560121 OTH ARTICLES OF COTTON WADDING	1036	1743	217	1095
560122 OTH WADDING OF MAN-MADE FIBRES	44	1555	1232	18845
560129 OTHER, WADDING ARTICLES	983	12447	2572	12119
560600 GIMPED YARN,AND STRIP AND LIVE	44402	107229	24691	53560
560721 BINDER/BALER TWINE OF SISAL	701	3271		
560729 OTH,TWINE,CORDAGE,ROPE&CABLE	2290	7502	4365	13368
560741 BINDER/BALER TWINE OF POLYTHNE	4538	14608	516	3494
560749 OTH TWINE,CORDAGE,ROP,CAB POLY	10764	19179	13191	16217
560750 TWINE,CORDAGE,ROPE,OTH SYN FIB	5887	17525	3322	9083
560790 OTH,TWINE,CORDAGE,ROPE & CABLE	2020	13167	1109	10756
560811 FISHING NETS MAN-MADE TEX MAT	45909	138276	23889	44389
560819 OTH, MADE UP NETS OF TEX MAT	13396	31260	5101	15375
560890 OTH,NOTTED NETS/NETTING ROPE	7251	15433	578	3942
591000 TRANSMISON CONYOR BELT TEX MAT	13056	29417	12844	45465
591110 TEX FAB,FELT & FELT-LINED FAB.	17536	76840	19966	58799
591120 BOLTING CLOTH,WHET/NOT MADE UP	3223	9609	1824	5701
591131 TEX FAB & FELTS,< 650G/SQM .	3875	14340	18046	39272
591132 TEX FAB & FELTS,>O650G/SQM .	39221	97379	26233	65151
591140 STRAINING CLOTH USEDOIL PRESS	112	173		79
670490 WIGS,BEARD,EYE-BROW OF OTH MAT	61	534		9
680100 ARTICLE OF STONE PLAS CEMET	1333	1811	20	20
680210 TILES CUBES AND SIMILAR ARTICL	365	1520		2
680221 OTH MONUMENTAL BUILD STONE/ART	18162	74121	16226	46248
680223 GRANITE	116205	340288	48937	183609
680229 OTHER STONE		1594	163	163
680291 OTH MARBL TRAVERTIN&ALABASTER	671	3257	886	2293
680293 OTHER GRANITE		9032		3330
680299 OTHER STONE	57	227		2241
680690 OTH ARTICLE OF HEAT INSULATING	4524	9245	5987	8692
680710 ARTICLE OF ASPHALT IN ROLL	1107	3502		18
680790 OTH ARTICLE OF ASPHALT MATERL	1209	2638	362	362
681099 OTH ARTICLE OF CEMENT	1374	3210	30	722
681140 ARTICLES CONTAINING ASBESTOS			22	22
681182 O-SHT,PANEL,TILES,NOT CON ASBE	6532	12463	6208	22557
681599 OTH ARTICLE OF STONE OTH MINRL	6692	24640	3950	11814
690100 BRICK , TILE OF SILI FOSSIL		2292	168	175
690210 REF BRICK,TILE>50%MG,CA	129301	380907	177562	589931
690220 CERAMIC>50%SILICA,ALUM	54934	93369	6104	27910
690390 OTH REFRECTORY CERAMIC GOODS	29884	37416	3925	32298
690490 OTH C/FLOORING BLOCKS F/TILE	1007	2897	768	898
690590 OTH CHIMNEY-POTS,COWLS,ETC.		7095	3	62
690600 CERAMIC PIPES CONDUITS&FITING		3042		1102
690710 TILES CUBES ETC W/N RECT<7CM	12388	28277	18392	90998
690790 OTH,UNGLAZED CERAMICS	531857	1559200	231086	614111
690810 TILES CUBES AND SIMILAR ARTICL	2435	6182	6	3621
691490 OTH CERAMIC ARTICLES O/TH PORN	1378	55585		214
700100 CULLET AND OTH WAST&SCRAP,GLAS				48
700210 BALLS IN GLASS UNWORKED	1321	9350	75	1840
700220 RODS IN GLASS UNWORKED		265		24
700231 TUBE,FUSED QUARTZ/SILICA,UNWOR		140	12	716

Contd.

10.11 Imports by Economic Categories (Detail)

(In Thousand Rupees)

ITEMS	SEPTEMBER., 2014	CUMULATIVE FROM JULY, 2014	SEPTEMBER., 2013	CUMULATIVE FROM JULY, 2013
700232 TUBE OF OTH GLASS UNWORKED	195	414		146
700239 OTHER, TUBES IN GLASS	57425	130431	41862	125232
700312 NON-WIRED SHEETS COLOURED,FLAS	5652	18313	9723	23994
700319 OTH NON WIRED SHEETS OF GLASS	20519	27265	3614	28197
700320 WIRED SHEETS GLASS				3333
700330 PROFILES OF GLASS		28		
700490 OTHER GLASS	15194	44472	23	927
700510 NON-WIRED GLASS HAVE ABSORBENT	4810	39188	15564	123521
700521 NON-WIRED GLASS COLOURED,OP/FE	16937	38553	19982	67248
700529 OTHER, NON-WIRED GLASS	8050	29397	3749	23926
700600 GLASS BENT, EDGE-H-70.03,04,05	161	3486	2554	2725
700711 THOUGHENED SAFTY GLASS FOR VES	31776	70528	31467	73824
700719 OTH THOUGHENED SAFTY GLASS	22683	56174	940	7113
700721 LAMINATED SAFTY GLASS VEH/VESL	7758	28449	29628	64578
700729 OTHER, LIMINATED SAFETY GLASS	50578	61217	16418	56540
701090 OTH CARBOYS BOTT,FLASK,JAR,POT	106843	234796	50615	177317
701110 FOR ELECTRIC LIGHTING	1393	2653	60	574
701400 SIGNALLING GL-WARE,OPTCAL ELEM	1176	1917	106	975
701610 GLASS CUBES/OTH SMALLWARE	7104	19562	9541	14497
701919 OTH YARN OF GLASS FIBRE/THREAD	3670	9004	5182	11967
701931 GLASS MATS	48849	108246	27644	76632
701932 THIN SHEETS (VOILES)	52043	114745	26452	117852
701959 OTH WOVEN FABRICS	18871	25001	6897	14948
710210 UNSORTED, (ROUGH) DIAMONDS	2901	2901		2418
710490 OTH SYN/RECONSTI SEM/PRE STONE		301		
711890 OTHER COIN	4	211		
720110 NON-ALLOY PIG IRON<0.5% PHOSP	63729	144876	61960	220790
720120 NON-ALLOY PIG IRON>0.5% PHOSP		12918		94221
720211 FERRO-MANGANESE CONT 2% CARBON	91946	206644	56969	166263
720219 OTH FERRO-MANGANESE	7202	27215	4870	52768
720221 FERRO-SLICON CONT >55% SILICON	53862	220201	69098	156555
720229 OTH FERRO-SILICON	9852	18337		13328
720230 FERRO-SILICO-MANGANESE	163449	456800	117512	451729
720241 FERRO-CHROMIUM CONT >4% CARBON	777	6019	640	6835
720249 OTH FERRO-CHROMIUM	6605	15561	1715	2552
720270 FERRO-MOLYBDENUM		2995		8019
720280 FERRO-TUNGSTEN&FERRO-SIL-TUNGS	628	1273	482	1206
720293 FERRO-NIOBIUM	478	671		
720299 OTHER FERRO-ALLOYS	5435	5435		1340
720310 FERROUS PROD BY DIR RUD IRONORE			57727	61173
720390 OTH FERROUS PRODUCTS	12	12		
720410 WASTE/SCRAP OF CAST IRON	16335	46099	5207	11978
720421 WASTE/SCRAP OF STAINLESS STEEL	34482	109880	35473	113657
720429 WASTE/SCRAP OF OTH ALLOY STEEL	124	759		2656
720430 WASTE/SCRAP TINNED IRON/STL	425087	1039485	382055	1017662
720441 TURNING,SHAVING,MILLING WASTE	4353388	10856592	2251383	7234487
720449 OTHER FERROUS WASTE AND SCRAP	5710368	14583485	4111718	11981855
720510 GRANULES OF PIG IRON	554	10852	4108	10223
720529 OTH POWDER PIG IRON&SP IRON/ST		15531	3623	7324
720711 CONT 0.25% CARBON,IRON/N-ALY/S	96488	742033		
720712 OTH RECTANGULAR CROSS SECT I/S	1027	1027		
721790 OTH WIRE OF IRON/NON-ALOY-STEL	20292	87180	9902	69740
722300 WIRE OF STAINLESS STEEL	18134	46337	19909	54891
732599 OTH CAST ARTI OF I/S NES	8229	26041	8440	18214
732611 GRIND BALL&SIMI ARTI FOR MILLS				21248
732690 OTH ARTICLES OF IRON & STEEL	403222	944352	259134	536781
740200 UN-REFINED CODDER, COPP ANODES				772
740311 REFINED COPPER,CATHODES&SECTIN	762434	2069111	567006	1790098
740312 REFINED COPPER WIRE-BARS		149		
740319 OTHER, REFINED COPPER	419	6850	5351	9592

Contd.

10.11 Imports by Economic Categories (Detail)

(In Thousand Rupees)

ITEMS	SEPTEMBER., 2014	CUMULATIVE FROM JULY, 2014	SEPTEMBER., 2013	CUMULATIVE FROM JULY, 2013
740321 COPPER-ZINC BASE ALLOYS(BRASS)	15	15	518	5470
740322 COPPER-TIN BASE ALLOY (BRONZE)	2993	5871	55	55
740329 OTH COPPER ALLOYS(O/T H-74.05)	1004	1765	559	966
740400 COPPER WASTE AND SCRAP	75751	234106	27208	105045
741999 OTHER, ARTICLES OF COPPER	5421	8061	4867	6826
750210 NICKEL, NOT ALLOYED	68071	225738	100301	236249
750220 NICKEL ALLOYS		65		293
750890 OTHER, ARTICLES OF NICKLES	52408	170879	36117	159648
760110 ALUMINIUM, NOT ALLOYED	341013	630943	172623	546862
760120 ALUMINIUM ALLOYS	153869	421054	127822	433323
761699 OTHER,ARTICLES OF ALUMINUM	121045	225603	39916	130341
780110 REFINED UN-WROUGHT LEAD	880073	2583714	603920	2176613
780191 OTH UNWROUGHT LEAD CON ANTIMON			46215	195870
780199 OTH UNREFIND LEAD&LEAD ALLOYED	16303	40935	7069	26895
780600 OTHER ARTICLES OF LEAD.	5311	10838	4595	9557
790111 ZINC NOT ALLOYED WT=>99.99%	69962	198556	109953	211614
790112 ZINC NOT ALLOYED WT < 99.99%	106373	393348	157180	264918
790120 ZINC ALLOYS	25335	75002	25907	68629
790700 OTHER ARTICLES OF ZINC.	161	24960	29	14935
800110 TIN, NOT ALLOYED	57597	134374	13143	38403
800120 TIN ALLOYS				594
800700 OTHER ARTICLES OF TIN	96	96	21	21
810196 OTHER WIRE OF TUNGSTEN		5393		26
810199 OTHER ARTICLES OF TUNGSTEN		227		590
810296 OTHER MOLYBDENUM WIRE	24	24		414
810299 OTH MOLYBDENUM AND ARTICLES				253
810411 UNWROUGHT MAGNESIUM BY WT99.8%		4220		7611
810419 OTH ARTICL UNWROUHT MAGNESIUM		446	186	186
810490 OTHER ARTICLE OF MAGNESIUM	496	715		85
810520 COBALT MATTES& OTH PRODUCTS			62	62
810590 OTH INTERMEDIATE PRO OF COBALT	11872	22613	10251	10441
810790 OTH CADMIUM,WROUGHT & ARTICLES		404		
810890 OTH TITANIUM WROUGHT&ARTICLES	385967	394510	3418	359207
810990 OTH ZIRCONIUM AND ARTICLES	217	1435		391
811010 UNWROUGHT ANTIMONY POWDER	77531	223480	55917	143502
811100 MANGANES&ARTCL INC WASTE&SCRAP	999	13043	439	1141
811221 CHROMIUM UNWROUGHT POWDER				384
811229 OTH UNWROUG CHROMIUM INCL WAST		95	101	2186
811259 OTH THALIUM UNWROUGH INCL WAST				150
811299 OTH BASE METAL UNWROUGH&ARTICL		34	42	42
961900 SANITARY TOWEL&TAMPON&SIMILAR	1293323	2542291	666335	1433303
3. CAPITAL GOODS TOTAL	102361337	290133853	79122341*	254319414
010611 MAMMALS				180
010614 RABBITS AND HARES		20		
010619 OTHER MAMMALS	862	1316	20	307
010631 BIRDS OF PREY	66	66	31	237
010632 PSITTACIFORMES(INCL.PARROTS)	10222	28464	5691	18266
010639 OTHER BIRDS	142	270	293	293
010641 INSECTS	3019	3632	2815	3428
010690 OTHER LIVES ANIMALS	1486	3344	1151	2154
621790 PARTS OF GAR/CLOTH ACCESSORI	124	3729	1048	1377
680410 MILL STONE AND GRIND STON MIL	21880	73854	35046	69855
680421 OTH MILLSTONE OF AGGLOMER SYNT	5145	20396	5332	28169
680422 MILL STONE AND GRIND STONE/OTH	100282	222437	81972	178276
680423 OTH MILLSTONE OF NATURAL STONE	1974	10784	713	2254
680430 HAND SHARPENING POLISH STONE	1931	4755	778	3015
680510 BASE OF WOVEN TEXTILE FABRICS	55627	138715	9335	26470
680520 ON BASE OF PAPER OR PAPERBOARD	24851	46977	26828	50305

Contd.

10.11 Imports by Economic Categories (Detail)

(In Thousand Rupees)

ITEMS	SEPTEMBER., 2014	CUMULATIVE FROM JULY, 2014	SEPTEMBER., 2013	CUMULATIVE FROM JULY, 2013
680530 ON BASE OF OTHER MATERIALS	19044	49859	9772	31256
680610 SLAG WOOL ROCKWOOL MINERAL WOL	89992	104997	2442	9209
680620 EXFOLIATED VERMICULITE EXPEND	1231	3020	62	62
680800 PANELS,BOARDS,TILES BLOCKS ETC	351	2211	3073	6867
680911 BOARDS,SHEETS,PANELS,TILES ETC	8116	24217	964	5669
680919 OTH BOARDS,SHEETS,PANELS OF PL	525	2716	1356	4143
680990 OTH ARTICLE OF PLASTICS		1809		115
681011 BUILD BLOCK,BRICK OF CEMENT		50		
681019 OTH ARTICLE TILE,FLAGSTONE ETC	5035	9599	266	1595
681091 PREFABRICAT STRUCTURAL COMPONT	64049	64049		
681189 OTH ARTICLES NOT CON ASBESTOES		2822		
681292 PAPER MILLBOARD FELT ASBET FIBR		67		87
681293 COMPRESSD ASBESTOS FIB JOINING	6669	34492	6569	14893
681299 O-ARTI OF FABRICA ASBESTOS FIB	2964	7642	1553	3466
681320 FRICTION MATERIA CON ASBESTOES	20202	51912	2527	18874
681381 BRAKE LININGS&PADS VEH-H-8711	22001	78454	8148	11823
681389 O-BRAKE LINE&PADS NOT CON ASBE	8946	19926	2584	6925
681410 PLATES,SHEETS STRIPS OF AGLOM	918	2780		445
681490 OTH, ARTICLES OF MICA	2781	3049	18	1069
681510 NON ELETICAL OF GRAPHITE	22085	41856	13575	23707
681520 ARTICLE OF PEAT OTH ARTICLE	25	128		
681591 CONTAIN MAGNESTIC DOLOMITE/CHR				5
690290 OTH REFERECTORY BRIK/BLOK TILE	46	13447	21632	22687
690310 CERAMIC CON>50% GRAPHITE,CARB	13548	21879	6845	17840
690320 COLD TUNDISH LINING SLIDE GATE	32926	84544	13808	47650
690890 OTH GLAZED CERAMICS WALLTILES	493920	1501066	421011	1170586
690911 LAB CERM WARE PORCELAIN/CHINA	338	655	5	1062
690912 LAB CERM WARE HARD>9 MOH.SCALE		98	37	37
690919 LAB CERAMIC WARE CHM/TECH USE	13920	16245	5936	6910
690990 OTH CERAMIC WARES AND SIMILARS	4001	4005	7	169
691010 CERAMIC SINK,ETC.FIXT PORCELIN	41539	135094	40778	126298
691390 OTH STATUTTES, ORNAMENT	287	371	28	82
691410 OTH CERAMIC ARTICLES OF PORCEL		295	13	16
710812 OTH UNWROUGH(GOLD)NON-MONTERY	255149	391439	95059	13723476
710820 MONETARY (GOLD)		10901		19624633
711100 BASE-M-SILVER/GOLD,CLAD PLTNM		226		180
720720 CONT 0.25% MORE OF CARBON I/ST	10580	164842	158200	174298
720810 COILS, I/N-A-STEL-HOT ROLLED	26896	215110	180164	212036
720825 OTH C-HR-I/N-A-STL TH>4.75 MM	5598	26895	13528	21922
720826 OTH C-HR-I/N-A-STLTH=3-4.75MM	2366	5917		5085
720827 OTH C-HR-I/N-A-STL TH<3 MM	24710	209729	19580	39988
720836 OTH C-HR-I/N-A-STL TH>10 MM	182681	206873		754
720837 OTH C-HR-I/N-A-STL TH4.75-10MM	107312	134842		32536
720838 OTH C-HR-I/N-A-STL TH 3-4.75MM	479186	1029835	544308	1052255
720839 OTH C-HR-I/N-A-STL TH<3 MM	1737286	3785890	2328997	3352976
720840 NOT IN COIL I/S H-ROL W/PATERN	13454	15661	14763	14763
720851 OTH N/COIL I/S H-ROL TH>10 MM	170127	500839	146841	165118
720852 OTH N/COIL I/S H-ROLTH>4.75-10	8441	18564	3573	28505
720853 OTH N/COIL I/S H-ROL TH>3-4.75	4072	10344	8273	18206
720854 OTH C-HR-I/N-A-STL TH<3 MM	13178	27053	6738	17644
720890 OTH FLT-ROL PROD IRON WD>600MM	18736	162215	339901	498694
720915 IN COIL I/S C-ROL TH 3MM/MORE	26551	220702	51006	148016
720916 IN COIL I/S C-ROL TH > 1 < 3MM	271112	1026383	222606	591333
720917 IN COIL I/S C-ROL TH>0.5-1MM	179270	303390	55236	166651
720918 IN COIL I/S C-ROL TH > 0.5 MM	263831	569528	153950	319943
720925 NOT IN COIL I/S C-ROL TH 3MM/>	3794	4575	1980	1980
720926 NOT IN COIL I/S C-ROL TH>1M<3M	101973	209450	54883	195009
720927 C-ROL I/S TH 0.5 MM TO 1MM	251169	647198	117633	384806
720928 NOT IN COIL I/S C-ROL TH<0.5MM	17746	40339	8777	14322
720990 OTH FLT ROL PROD I/S WD>600MM	97696	212108	62736	173023

Contd.

10.11 Imports by Economic Categories (Detail)

(In Thousand Rupees)

ITEMS	SEPTEMBER., 2014	CUMULATIVE FROM JULY, 2014	SEPTEMBER., 2013	CUMULATIVE FROM JULY, 2013
721011 I/STL PLAT/COAT TIN TH-0.5MM/>	2587	2789	1618	4683
721012 I/STL PLAT/COAT TIN<0.5MM	245149	998554	145525	427771
721020 IR/STL PLAT/COAT WITH LEAD		2320		
721030 ELECTROLYTICALLY PLAT/COAT ZIN	401434	809014	166730	530715
721041 COR F-R PROD I/S ZINC COAT600		651	4126	19646
721049 OTH F-R PROD I/S COAT ZINC>600	1501945	3815710	1344950	3292255
721050 F-ROL I/ST COAT CHROMIUM OXIDE	136958	361857	84698	218245
721061 I/S PL/COT ALUMINIUM ZINC ALLY	66125	139648	20577	178812
721069 OTH F-ROL PROD I/S PL/COT ALUM	3727	5543		
721070 FR I/S PAINT/VARN, COATED PLAS	235485	523450	112369	485677
721090 OTH F-ROL PRD I/NA-ST CLD,COAT	23740	33038	11842	105619
721114 OTH F-ROLL I/S WD<600MMTH>4.75	5450	62220	5263	39256
721119 OTH F-ROLL I/S WD <600MM-CR	9709	37995	3661	20618
721123 F.ROL I/ST CR WT<0.25% CARBON		4398	2779	2779
721129 OTH F-ROL PROD C/ROL WD<600MM	21170	42264		1972
721190 OTH F-ROL PROD I/STL WD<600MM	100273	194042	35858	116757
721210 F-ROL PROD I/NA STL PLATE/COAT				5041
721220 I/S ELECTROLYTCAL PL/CT W/ZINC	20497	35104	126	43192
721230 I/STEEL OTH WISE PL/CT W/ZINC	1810	12727	805	5673
721240 I/STEEL PAIN/VABNI/COT W/PLAST		3750	1930	5664
721250 I/STEEL OTHWISE PLATED/COATED	9002	16416		22971
721260 CLAD,FLAT ROLLED PRODUCT I/STL				39
721310 BARS/RODS HOT/ROL I/S,CON RIBS	18721	43671	7370	9522
721391 OTH CIRCULAR C/SEC <14 MM DIA	360357	877697	102123	350190
721399 OTH BAR/ROD H-ROL IRR-WND-COIL	10041	126491	8932	51368
721410 BAR/RODS IRON NA STEEL FORGED	11322	55233	11445	31668
721420 BAR/ROD I/S CON RIBS GROOVES	6754	18773	367188	369089
721430 OTH BAR/RODS OT/THAN HEAD72.13	9260	11483		55
721499 OTH BAR/ROD I/S O/THN H-72.13	509	1386	110044	125394
721510 BARS/RODS FREE CUT STEEL COLD	552	15912	4556	8572
721550 OTH BAR,ROD COLD-FORMED OF I/S	3967	11001	859	5574
721590 OTH BAR/RODS,OTH NONALLOY STEL	570	3096	2428	7437
721610 U,I,H SECTIONS H-ROL HIGH<80MM	124	1223		6577
721621 L SEC H/ROL HT<80 MM 1/NA STEL		2134	1877	1877
721622 T SEC H/ROL HT<80 MM 1/NA STEL	446	446		86
721631 U,I OR H SEC H-ROL HT 80M 1/ST	20165	58110	7281	9341
721632 I SECTION	71336	142889		
721633 H SECTION	74586	142136	16430	65583
721640 L&T SEC H-ROL HT 80MM OR MORE		10610		3370
721650 OTH ANGLE/SHAPE SEC HOT H/ROL	5050	5050		
721661 ANGLE/SHAPE SEC COLD/ROLL	150	150		72
721669 OTH ANGLE/SHAPE SEC I/S C-ROLL	1351	1454		9165
721691 OTH C/FORM I/ST FLAT ROL PROD		352		1407
721699 OTH ANGLE/SHAPE SEC IRON/STEEL	2119	7594	2029	17012
721710 WIRE OF I/S NOT PLATED/COATED	33114	54477	7558	26966
721720 WIRE OF I/S PLATED/COAT W/ZINC	47	35757	5571	28173
721730 WIRE I/S PLATED/COAT W/O B-MTL	33749	120694	52204	118383
721899 OTH SEMI-FINISHED PRO ST/STEEL	28	548		280
721911 F/ROL PROD ST/STEEL HR TH>10MM	403	403		
721912 COILS ST/STEL-HR TH>4.75-10MM	17506	17506	2061	2061
721913 COILS ST/STEL-HR TH>3MM-4.75MM	6665	6665		3238
721914 COILS ST/STEL-HR TH>3MM	9476	29403	6749	13270
721921 COILS ST/STEL-HR TH>10MM	816	4897	2677	4283
721922 COILS ST/STEL-HR TH>4.75-10MM			959	1298
721923 COILS ST/STEL-HR TH>3MM<4.75MM	2707	9486	5831	22686
721924 COILS ST/STEL-HR TH>3MM	1236	15002	669	9970
721931 COILS ST/STEL-CR-TH >4.75 MM	5058	6480	6999	15568
721932 COILS ST/STEL-CR-TH>3MM-4.75MM	24288	55013	16134	18308
721933 COILS ST/STEL-CR-TH >1MM <3MM	42745	117117	38821	78331
721934 COILS ST/STEL-CR-TH>0.5MM<1MM	60173	182429	33413	153419

Contd.

10.11 Imports by Economic Categories (Detail)

(In Thousand Rupees)

ITEMS	SEPTEMBER., 2014	CUMULATIVE FROM JULY, 2014	SEPTEMBER., 2013	CUMULATIVE FROM JULY, 2013
721935 COILS ST/STEL-CR-TH >0.5MM	149966	505089	121831	334719
721990 OTH F/ROL PROD ST/ST WD>600 MM	555151	1527277	401708	1208293
722011 F-ROL ST/STEEL H-ROL TH>4.75MM		1166		1664
722012 F-ROL ST/STEEL H-ROL TH<4.75MM	4324	4425	2229	18030
722020 COILS ST/STEEL H.ROLLTH <600MM	54056	180268	16839	118785
722090 OTH F/ROL PROD,ST/ST WD <600MM	12589	40566	5257	14748
722100 BAR/RODS H/ROL IN COIL ST/STEL				237
722211 BAR/ROD ST/ST NFW H/ROL CC/SEC	19047	74499	19795	34686
722219 OTH BAR/ROD ST/ST NFW HOT/DRWN	1354	3179	3919	4914
722220 BAR/ROD ST/ST NFW C/FOR,C/FIN	4194	14273		11603
722230 OTH BAR/ROD OF STAINLESS STEEL	11200	38065	4025	17148
722240 ANGLE/SHAPES&SECTION ST/STEEL	520	10017		1714
722490 OTH SEMI-FIN PROD OTH A/STEEL	319957	629649	109	474
722511 GRAIN-ORIENTED SIL-ELEC-STEEL	213401	563650	66082	257497
722519 OTH F/ROL PROD SIL-ELEC-STEEL	24798	76003	211296	553829
722530 OTH NFW HOT/ROLLED IN COILS	2820275	5343924	171248	607773
722540 OTH NFW HOT/ROLLED NOT IN COIL	147900	432176	22528	64637
722550 OTH ALLOY STEEL NOT WORK(RDUC)	4450	7200	8296	21931
722592 FLATROLLED PROD O/W ZINC PLATE	344	1790		
722599 OTH F/ROL PROD OTH ALLOY STEEL	146008	257881	152946	355933
722611 GRAIN-ORIENTED SILICON ELEC ST	472	6368	24408	65125
722619 OTH FLAT ROLL/PROD SILICON E/S		1046		
722620 FLAT/ROL PROD HIGH SPEED STEL	52	52		
722691 OTH FLATROL PROD NOTWORK HOT/R	146	1498		
722692 OTH F/ROLL PROD NOTWORK COLD/R	27575	43441	12064	40836
722699 OTH F/ROL PROD OTH ALLOY STEEL	2676	2676		11517
722790 OTH BAR/ROD H/ROLL W/COIL A/ST	221462	390524	232466	456196
722810 BAR/RODS OF HIGH SPEED STEEL			3777	3890
722820 BAR/RODS OF SILICO-MAG STEEL	279	492	74	4395
722830 OTH BAR/ROD HOT ROLLED	15393	160938	29857	98986
722840 OTH BAR/ROD NOWORK FORGED	1929	12053	43	9782
722850 OTH BAR/ROD NOWORK C/FOR,C/F	393	911	661	1157
722860 OTH BAR/ROD ALLOY STEEL NES	11010	23341	10388	28059
722870 ANGLES, SHAPES AND SECTIONS				32
722880 HOLLOW DRILL BARS AND RODS		605	317	596
722920 WIRE OTH ALLOY STEL SILICOMANG	4979	16971		5584
722990 OTH,WIRE OF OTHER ALLOY STEEL	20365	66442	12106	42539
730110 SHEET PILING IRON AND STEEL			1173	13892
730120 ANGLE SHAPES & SECTIONS OF I/S	619	1150		450
730210 RAILS OF IRON AND STEEL	863	212676		
730230 SWITCH BLADE, CROSS-FROG P/ROD		100		
730290 OTHER MATERIALS JOINTING RAILS	4970	6589		109
730300 TUBE/PIPE,HOLLOW PROFILE C/IRON	13062	25833	2520	8810
730411 L.P FOR OIL&GAS S-STL SEAMLESS	302	1043	9456	19329
730419 OTH LINE PIPE I/S FOR OIL&GAS	502452	584717	3760	98502
730422 DRILL PIPE S-STL DRILL OIL/GAS	20674	24898		
730423 OTH DRILL PIPE I/S FOR OIL&GAS	1460388	3006301	722404	1496382
730424 OTHER PIPE OF STAINLESS STEEL	16156	1009907		24761
730429 OTH CASING, TUBING I/S-OIL/GAS	171157	1123750	159121	1184150
730431 O- COLD-ROLLRD C.C.SEC I/N.A.S	7601	71397	33190	54111
730439 OTH CROSS SECTION OF N.A-STEEL	114424	657617	396159	860539
730441 COLD ROLD CR-SEC OF STAIN-STL	5050	52514	5625	33354
730449 OTH CROSS SECTION OF STAIN-STL	54040	135590	36806	111963
730451 O-C.C.SEC COLD ROL(ALLOY-STL)	22163	22163		7179
730459 O-CIR CROSS SEC OF (ALLOY-STL)	1403	9651	9841	16090
730490 O-TUBE PIPE/HOLLOW -PRO SEAMLE	12451	31409	48009	401567
730511 LINE PIPE USED OIL/GAS WELDED	18572	63698		
730512 OTH LINE PIPE USED OIL GAS WLD		8431		
730519 OTH LINE PIPE USED OIL/GAS P/L	461852	821093	403	25792
730520 CASING FOR DRILLING,OIL/GAS	34983	34983		

Contd.

10.11 Imports by Economic Categories (Detail)

(In Thousand Rupees)

ITEMS	SEPTEMBER., 2014	CUMULATIVE FROM JULY, 2014	SEPTEMBER., 2013	CUMULATIVE FROM JULY, 2013
730531 OTHER, LONGITUDINALLY WELDED				207
730539 OTHER, WELDED TUBES AND PIPES		143065		49676
730590 OTHER, TUBES AND PIPES	9905	123535		
730611 L.P-WELDED OF STA-STL(OIL/GAS)		12054	1826	1826
730619 OTH-LINE PIPE O/G PIPELINE I/S	18986	182046	3787	139097
730629 O-CASING/TUB LINE PIPE O/G I/S	10953	40663	164	4240
730630 COPPER COAT MILD STL TUB-8.5MM	66059	96610	37363	73858
730640 O-WELDED C.C.SEC OF STAIN-STL	155753	590824	88647	246216
730650 O-WELDED C.C.SEC NON ALLOY-STL	39234	117725	28120	94874
730661 O-TUBE,PIPE WELD SQUARE C-SEC	18544	73677	4133	15140
730669 TUBE/PIPE WELD OF OTH C.C-SEC				791
730690 OTH TUBE PIPE HW-PROFILR I/STL	27263	48495	6102	21699
730711 CAST FIT N-MALLEABLE CAST-IRON	1672	23450	2265	4306
730719 OTHER, CAST FITTINGS	41266	132590	52087	107855
730721 FLANGES, OF STAINLESS STEEL	7297	29601	5735	12705
730722 THREADED ELBO,BEND,SLV S/STEEL	8629	18003	3044	6248
730723 BUTT WELDING FITTING STAINSTEL	764	33750	1789	5273
730729 OTH TUBE,PIP FITTING STAINSTEL	316600	501866	15789	107781
730791 FLANGE AIR-P AGRI-TRACTOR<=80H	18700	57107	11565	94109
730792 THREAD ELBO,BEND/SLV IRN/STEEL	63578	116010	7276	27639
730793 BUTT WLEDING FITTING IRON/STEL	38716	102222	10789	59797
730799 OTH TUBE,PIP FIT IRN/STEL NEC	560334	999669	243960	842759
730810 BRIDGES AND BRIDGE-SECTIONS	32989	32989		41498
730820 TOWERS AND LATTICE MASTS	196764	920929	442	130216
730830 DOR,WIN/FRAMES,TH-HOLD,FORDORS	82753	89018	14156	46362
730840 EQUIP SC-FOLD SHUT PROP PITPRO	2207	66015	2719	4188
731100 CONT COMPRESIED/LIQEID GAS IR/S	34996	91278	24743	85628
731210 STANDARD WIRE ROPES AND CABLES	62797	214919	77218	198697
731290 OTH WIRE,ROPE,CABLE,SLINGS I/S	37340	77096	36201	66518
731300 BRABED WIRE OF I/S TNIS HOOP	3581	15953	5628	9748
731412 ENDLESS BAND MACH STEL W-CLOTH		1005		1397
731414 OTH WOVEN CLOTH OF STAIN STEEL	557	8343	3609	4794
731419 STEEL CORD FABRIC LIN MNF TYRE	6899	10905	408	2435
731420 GRIL NET FENC W/LD D=3MM MS100	12833	25153	52	3009
731439 OTH GRL NET FENCING AT INTSEC	1643	15129		
731441 OTH CLO GRL NET FENC PL/COT ZN	10102	28829	15590	38538
731442 OTH CLO GRL NET FENC PL/COT PL	1282	7098	2068	3013
731449 OTH CLO GRL NET /FENFING	26405	88902	13591	27448
731511 ARTICULATED LINK ROLLER CHAIN	84214	257029	67764	161823
731512 OTHER CHAIN, ARTICULATED LINK	29581	52851	35480	52982
731519 PARTS, ARTICULATED LINK CHAIN	4970	7718	2406	6806
731520 SKID CHAIN		101		
731581 STUD LINK	2987	5874		
731582 OTHER, WELDED LINK	5412	6969		338
731589 OTHER CHAIN,	415	5753	1268	4568
731590 OTHER PARTS OF CHAIN	724	7680	493	6683
731600 ANCHORS,GARPNELS PARTS IRON/ST	4963	6798	9014	13813
731700 NAILS,TAKES,DRAWING PINS IR/ST	24564	71743	9172	44749
731811 COACH SCREW I/S THREADED	224	580	62	480
731812 OTH WOOD SCREW I/S THREADED	3044	6378	531	2635
731813 SCREW HOOKS,SCREW RING RVT I/S	209	742		130
731814 SELF-TAPPING SCEWS, THREADED	15530	41631	11582	36544
731815 OTH SCREW,BOTLS W/N NUT/WASHER	102174	319936	96697	281839
731816 NUTS, THREADED OF IRON/STEEL	100724	195525	22788	68120
731819 OTH BOLT,NUT,WASHER,RVT I/S TH	23517	54755	6688	28188
731821 SPRING WASHER LOCK WASHER N-TH	4429	8161	6254	10054
731822 OTHER WASHERS. NON-THREADED	13862	37956	6351	20186
731823 RIVETS, NON-THREADED	54463	137428	53122	141999
731824 COTTERS/PINS NON THREADED I/S	2634	4662	1475	3738
731990 OTH KNITTING NEDLS,CRO HOOKS	5783	24001	9903	23787

Contd.

10.11 Imports by Economic Categories (Detail)

(In Thousand Rupees)

ITEMS	SEPTEMBER., 2014	CUMULATIVE FROM JULY, 2014	SEPTEMBER., 2013	CUMULATIVE FROM JULY, 2013
732010 LEAF-SPRINGS&LEAVES THEREFOR	4924	14879	9227	24440
732020 HELICAL SPRINGS	1526	7935	1882	3336
732190 PARTS OF I/S,COOK APPLI&PLAT-W	9074	32457	2032	14845
732211 RADIATORS/PARTS CAST IRON E-EL	190	1741	2435	2581
732219 OTH RADIATOR AND PARTS THEREOF	4237	8049	2054	4622
732490 OTHER, INCLUDING PARTS	9722	33535	3433	13393
732510 OTH CAST ARTI I/S N-MEL C-IRON	4250	4250		18
732591 GRINDING BALLS SIMI ARTI MILLS	16353	56746		39764
732619 OTH ATI FORGED/STAMPED N-WORK	38159	125928	57083	159688
732620 ARTICLES OF IRON OR STEEL WIRE	4486	8625	313	5136
740500 MASTER ALLOYS OF COPPER.	906	1284		105
740610 COPER-POW OF NON-LAMELLAR STRU	1707	6778	3413	8491
740620 COPER-LAMELLAR STRUCTURE FLAKE	13617	44702	2558	28865
740710 BAR,RODS OF REFIND COPPER	41424	212377	379385	919276
740721 COPPER BAR,ROD PROFIL ZINC BAS	496	8430	13579	91651
740729 OTH BAR,ROD,PROFIL COPP ALLOYS	946	6494	7341	23421
740811 WIRE REF COPP MAX CR-SEC DI>6M	35852	87639	32336	32528
740819 OTHER, WIRE OF REFINED COPPER	11634	36361	4297	40811
740821 WIRE OF COPPER ALLOY ZINC BASE	5695	7567	2156	4111
740829 OTH WIRE OF COPPER ALLOYS ETC	40	540	956	1012
740911 PLAT,SHEET,STRIP REF COPP COIL	21	18470	592	22489
740919 OTH PLAT SHEET&STRIP REF COPP	2398	5377	1245	2270
740921 PL,SH&STRIP COPP ZINC BAS COIL	10807	35646	9160	46986
740929 OTH PL/SH/STRI COPP ZINC BAS	871	6188		
740931 PL/SH/STRIP COPP TIN BAS COILS	51	51		2523
740939 OTH PL/SH/STRIP COPP TIN BAS-C	142	394		344
740940 PL/SH/STRIP COPP NICKLE BASE		38		
740990 PL/SH/STRIP OTH COPP ALLOYS NS	541	2667	54	54
741011 FOIL REFINED COPP NOT BACKED	67718	205919	55448	135313
741012 FOIL OF COPP ALLOYS,NOT BACKED	36290	130818	53457	113423
741021 FOIL OF REFINED COPPER,BACKED	332	16339	5989	16935
741022 FOIL OF COPPER ALLOYS,BACKED	2316	5125		1939
741110 TUBE & PIPE OF REFINED COPPER	171931	508532	92038	371450
741121 TUB&PIPE COPP ZINC BAS ALLOYS		6583	1047	3321
741129 OTH TUBE&PIPE OF OTH COPP ALLY	383	2533	735	2253
741210 COPP TUBE/PIPE FIT REF COPPER		556	475	512
741220 COPP TUBE/PIPE FIT COPP ALLOYS	2575	14680	589	12174
741300 STANDARD WIRE,CABL PL-BAND-NEI	239	509	17487	21486
741510 NAIL,TACK,DRW-PIN,STAPL,S-ARTI		1295		80
741521 WASHERS/INCL SPRING WASH N-THR	137	214		463
741529 OTH NOT THREADED ARTI COPPER	948	1881	24	1438
741533 OTH THRD SCREW,BOLT,NUT COPPER	542	1854	62	1221
750400 NICKEL POWDERS AND FLAKES.	5521	8574	933	4726
750511 BAR,ROD,PROFILE NICKLE N-ALLOY			214	214
750512 BAR,ROD,PROFILE NICKLE ALLOYED	109	845		511
750521 WIRE OF NICKEL, NOT ALLOYED	2023	2023		1724
750522 WIRE OF NICKEL, ALLOYED	564	5192	7221	7221
750610 PLAT,SHET,STRIP,FOIL NICK N-AL	2249	12634	4597	33137
750620 PLAT,SHET,STRIP FOIL NICK ALOY	349	14064	13479	16944
750711 TUBE&PIPE OF NICKEL NOT ALLOYD		775		
750712 TUBE & PIPE OF NICKEL ALLOYED	4295	6838	1946	11029
760200 ALUMINIUM WASTE AND SCRAP.	572880	1660508	228513	1003668
760310 POWDER OF NON-LAMELLAR STRUCTU	559	14171	746	1010
760320 POWDER OF LAMELLAR STRU FLAKES	6972	8071	633	1679
760410 BAR ROD PROFILE ALUM NOT ALLOY	5483	10240	554	9574
760421 HOLLOW PROFILES OF ALUM ALLOYD	19	2042	1417	2701
760429 OTH BAR,ROD&PROFIL ALUM ALLOYD	5804	22369	1760	11422
760511 ALMU WIRE N-ALLOY MAX DIA>6MM	5630	26463	5766	46989
760519 OTH ALUMINIUM WIRE NOT ALLOYED	8267	27922	280	11852
760521 ALUM WIR ALLOY MAX CRS DIA>7MM		250	10415	10948

Contd.

10.11 Imports by Economic Categories (Detail)

(In Thousand Rupees)

ITEMS	SEPTEMBER., 2014	CUMULATIVE FROM JULY, 2014	SEPTEMBER., 2013	CUMULATIVE FROM JULY, 2013
760529 OTH ALUMINUM WIRE, ALLOYED	6233	8178	6296	8956
760611 RECTANGLE&SQUARE ALUM NOT ALLY	26779	125366	37228	114880
760612 RECTANGULAR/SQ ALUM MOTALLOYED	93818	325678	64407	235147
760691 OTH PL,SHET,STRL ALUM NOT ALOY	798	15172	32	2209
760692 OTH PL,SHET&STRIP ALUM ALLOYED	20874	55361	24974	72217
760711 ALUM FOIL ROLLED N-WORK/BACKED	241253	648853	192420	547256
760719 OTH ALUMINIUM FOIL NOT BACKED	166068	513543	110289	270257
760720 ALUMINUM FOIL, BACKED	148079	388211	93013	362121
760810 TUBE, PIPE OF ALUM NOT ALLOYED	1067	2327	30	1379
760820 TUBE, PIPE OF ALUM ALLOYED	5377	29723	7556	16459
760900 ALUM TUBE,PIPE FIT(COUP/ELBOW)	1577	6982	2336	6062
761010 DOORS,WINDOW, FRAMS,THRESHOLDS	5529	23802	1864	12449
761300 ALUM CONT FOR COMP/LIQUE GAS	745	1790	1697	5536
761410 STAND WIR,CABL PL,ALU S-CORE	65957	65957	2540	2567
780200 LEAD WASTE AND SCRAP.				13762
780419 OTHER , LEAD PLATES			170	868
790310 ZINC DUST(BLUE POWDER)	2895	3054	2352	5343
790390 OTHER ;ZINC POWDER AND FLAKES		1412		
790400 ZINC BARS,RODS,PLPROFILE&WIRE		4723	2079	5811
800200 TIN WASTE AND SCRAP.				79
811300 CERMETS&ARTICLE INCL WAS/SCRIP	44	44		
820110 SPADES AND SHOVELS	561	2119	260	683
820130 MATTOCKS, PICKS, HOES & RAKES		39	128	128
820140 AXES,BILLS HOOKS&SIMI HEW TOOL		41	65	83
820150 SECATEURS&ONE-HAND PRUNERS SHR		19		
820190 OTH HAND TOOL AGRICUL,HORTICUL	19	258	191	383
820210 HAND SAWS	2209	9085	4136	10149
820220 BAND SAW BLADES	862	2499	1718	2577
820231 CIRCULAR SAW BLADE WITH STEEL	3561	11905	1669	5276
820239 OTH CIRCULAR SAW BLADE,O/MATER	2683	3254	49	3832
820240 CHAIN SAW BLADES	353	1813	242	1627
820291 STRAIGHT SAW BLADES,WORK METAL	807	4078	91	949
820299 OTHER SAW BLADES	5784	21172	5810	13464
820310 FILES, RASPS & SIMILAR TOOLS	4896	28821	8176	40978
820320 PILERS,PINCERS,TWEESZERS S-TOL	16021	50383	6126	22696
820330 METAL CUTTING SHEARS&SIM TOOLS	1214	5004	2329	5412
820340 PIPE CUTTERS BOLD CROPPERS,ETC	688	9810	2242	8874
820411 NON-ADJUS H-OPER SPANER,WRENCH	26859	75313	12061	55245
820412 ADJUSTABLE H-OPER SPANER,WRENC	34478	62188	18716	37003
820420 INTERCHAGEABLE SPANNER SOCKETS	3642	10281	5272	10541
820510 DRILLING,THREADING TAPPING TOL	210	3063	2927	6990
820520 HAMMERS AND SLEDGE HAMMERS	1298	4718	1361	5680
820530 PLANES,CHISELS,GOUGE WOOD WORK	1492	3013		344
820540 SCREW DRIVERS	9228	22911	2500	8516
820551 OTHER HAND TOOLS H-HOLD N.E.S.	2131	4332	166	764
820559 OTH HAND TOOL(GLAZZIER DIMOND)	13786	52323	35342	139927
820560 BLOW LAMPS	56	283	91	173
820570 VICES, CLAMPS AND THE LIKE	3464	8228	1414	5709
820590 SETS OF ARTI.TWO/MORE,SUB-HEAD	7436	61322	10455	22171
820600 TOOL TWO/MORE OF H.82.02TO.05	373	1562	16630	21806
820713 ROCK DRILLING,EARTH BORING TOL	1672	13546	228	3289
820719 OTH INC PARTS ROCK DRIL,E-BORI	261730	720688	92282	350999
820720 DIES FOR DRAWING/EXTRUD METAL	5395	14894	5814	43812
820730 TOOL FOR PRESS, STAMPING/PUNCH	15954	28533	6097	101303
820740 TOOLS FOR TAPPING OR THREADING	1856	3946	1333	4718
820750 TOOL FOR DRILLING O/T ROCK DRL	19950	165838	9729	44584
820760 TOOLS FOR BORING OR BROACHING	1496	6121	536	5674
820770 TOOLS FOR MILLING	1439	6038	8218	11679
820780 TOOLS FOR TURNING	12885	22493	3995	10353
820790 OTH INTERCHANGEABLE TOOLS	24747	70858	18957	65032

Contd.

10.11 Imports by Economic Categories (Detail)

(In Thousand Rupees)

ITEMS	SEPTEMBER., 2014	CUMULATIVE FROM JULY, 2014	SEPTEMBER., 2013	CUMULATIVE FROM JULY, 2013
820810 KNIVS&CUTING BLADE METAL WORK	3473	7036	2671	10664
820820 KNIVS CUTING BLADE WOOD WORK.	1784	14585	1873	5219
820830 KNIVS&CUTING BLADE KITCHEN APP	3608	7234	5	279
820840 KNIVS&CUTING BLADE AGRI HORT	3083	5868	263	4447
820890 OTH KNIVES CUTING BLADES F/MAC	32999	146996	89387	156564
830260 AUTOMATIC DOOR CLOSERS	9401	16850	5878	18569
831190 OTH WIRE&RODS AGGLOMTR B/METAL	619723	630253	8476	24806
840140 PARTS OF NUCLEAR REACTORS		987986		67287
840211 WATERTUBE BOIL S/PROD>45T/H	1863	721618	42114	137144
840212 WATERTUBE BOILER S/PROD-45T/H	113953	361755		15269
840219 OTH VAPOUR GENERATING BOILERS,	151863	352039	50347	50347
840220 SUPER-HEATED WATER BOILERS	12968	39138		
840290 PARTS OFSTEAM/OTH VAPOUR G/BOL	16650	48146	11878	46758
840310 BOILERS	5063	10058	3430	7150
840390 PARTS CENTRAL HEATING BOILERS	357279	357802	166	851
840410 AUXILIARY PLANT FOR BOILER	3786753	3795355		10169
840420 CONDENSERS STEAM/VAP POW UNIT		77814	6479	31515
840490 PARTS MASHINE H-8404.1000	26936	74645	20400	207744
840510 PRODUCER WATER GAS GENERATORS	5492	141010	11527	36620
840590 PART PROD GAS WATER GENERATOR	381	42248	13183	14969
840681 OTH TURBINE OUTPUT EXCEED 40MW			34200	34200
840682 O-TURBINE OUTPUT NOT EXC 40MW	276389	575983	135018	193089
840690 PARTS OF STEAM TURBINES	1032083	1095484	189121	493395
840710 AIRCRAFT ENGINES	18839	288340	107444	250121
840721 MARINE PROPULSION ENGINES	24788	112402	70012	119876
840729 OT MARINE SPARK-IGN-ROTRY ENG.		855		2368293
840731 PISTION ENGINE CAPACITY-50CC	6629	42768		34
840732 PISTON ENG CAPACITY 50-250CC	44121	116761	33734	89970
840733 PISTON ENG CAPACITY 250-1000CC	5985	11932	10342	19255
840734 PISTON ENG CAPACITY EX1000CC	27709	46750	12794	26692
840790 OTH ENGINES	17339	93794	28829	139412
840810 MARINE PROPULSION ENG-DIESEL	2959	5759	250	1084
840820 ENGINE FOR VEH CHAPTER-87	37926	108708	33335	87257
840890 OTH ENGINES	53409	189713	80244	237775
840910 PARTS FOR AIRCRAFT ENGINES	17	85	1100	1100
840991 PARTS,SPARK-IGNITON PIST ENGIN	694374	1579147	502852	1755191
840999 OTH PART,COMPRES-IGN PIST ENG	1100976	2515916	601358	1825423
841011 HYD,TURBINE,WATER WHEE-1000KW		124260	6761	15986
841013 HYD TURBINE,W/WHEEL>10,000KW	380983	457712		
841090 PARTS, INCLUDING REGULATORS	1448	25473	756	923
841181 OTH GAS TRBIN NOT EXCD 5,000KW				33074
841182 OTH GAS TURBIN EXCE-5,000KW		130070	941095	1212034
841191 PARTS TURBO-JET /PROPELLERS				1442
841199 OTH, PARTS OF GAS TURBINES	635709	1254474	1811326	2871211
841210 REACTION ENG OTH THAN TURB-JET		287		
841221 LINEAR ACTING,HYD ENGINE&MOTOR	809	24469	1610	3643
841229 OTH, HYDRAULIC POWER ENG&MOTOR	12474	51002	4135	41343
841231 LINERA ACT,PNEUMATIC ENG&MOTOR	6259	13455	1727	9090
841239 OTH, PNEUMATIC ENG & MOTOR	10671	16235	5231	14311
841280 OTH, ENGINES AND MOTOR	2009	225830	294	97377
841290 PARTS OF ENGINES AND MOTOR	24799	53453	6680	21392
841311 PUMPS FOR DISPENSING FUEL/LUB	47259	91220	17391	72962
841319 O-PUMP FITTED MEASURING DEVICE	5508	41265	12803	56157
841320 HAND PUMP O/THN H-841311,19	1091	2534	456	1108
841330 FUEL LUBRICATING/COOLING PUMPS	83225	303522	229974	467381
841340 CONCRETE PUMPS	15690	37769	2999	125878
841350 OTH POSITIVE DISPLACEMENT PUMP	14761	87783	4380	103999
841360 OTH ROTARY PIDISPLACEMENT PUMP	7271	28718	7040	24011
841370 OTH CENTRIFUGAL PUMS	252101	783864	196040	634834
841381 OTH PUMS LIQUID ELEVATORS	47787	316822	362117	558474

Contd.

10.11 Imports by Economic Categories (Detail)

(In Thousand Rupees)

ITEMS	SEPTEMBER., 2014	CUMULATIVE FROM JULY, 2014	SEPTEMBER., 2013	CUMULATIVE FROM JULY, 2013
841382 LIQUID ELEVATORS		177152	1738	4637
841391 PART OF PUMPS	135416	898311	148978	397754
841392 PARTS OF LIQUID ELEVATORS PUMP	181	543	47	709
841410 VACUUM PUMS	38305	58027	7692	27529
841420 HAND/FOOT OPERATED AIR PUMS	1219	6932	1856	7689
841430 COMPRESSOR REFRIGERATOR EQUIP	575386	2442428	727979	2053452
841440 AIR COMPRESSORS MOUNTED W/CHAS	9419	150502	10030	17446
841451 FANS TABLE,FLOOR,WALL,WINDOW	31208	239278	33832	129596
841459 OTH FANS	30209	126781	59604	119668
841460 HOODS MAX-HORIZONTAL SIDE120CM	11938	37628	12850	53708
841480 OTH GAS COMPRESOR&RECYCL RODS	987494	1820316	187659	1261052
841490 PARTS AIR/VACUM PUMPS ETC.	721094	1476564	116232	368183
841510 WINDOW/WALL TYPE AC/SPLIT SYS	122196	509623	106770	552262
841520 A.C.MACHINES FOR MOTOR VEHICLE	14828	15516	600	1205
841581 A.C.MACH COMP MOTOR DRI FAN	3841	19208	29564	48769
841582 O- AC INCOR REFRIGIRATING UNT	23965	49716	51641	180236
841583 OTH A.C. MACH NOT REFRIG UNIT	38724	123336	21229	68262
841590 PARTS OF AIR CONDITION MACHINE	309150	936006	215993	789205
841610 FURNACE BURNERS LIQUID FUEL	180	747	13571	13578
841620 OTH FURNAC BURNER INCL COMBINT	58339	70379	22210	36237
841630 MECHANICAL STOKERS GRATES ETC	93256	251195	29766	60967
841690 PART OF BURNRS OTH ART OF 7412	15296	39041	4158	15000
841710 FURNAC & OVEN F/ROAST/MELTING	8968	43208	26815	26823
841720 BAKERY OVENS INCL BISCUIT OVEN	7820	17101	45250	92733
841780 OTHER FURNANCE AND OVENS INDUS	30006	62269	21634	113494
841790 PART OF INDUSTRIAL LAB FURNACE	94765	134027	15494	96012
841810 COMBINED REFRIG-FREEZE W-DOORS	5879	25883	7634	26226
841821 REFRIGERATORS HOUSEHOLD TYPE	48803	132364	49511	120230
841829 OTH REFRIGERATOR HOUSHOLD TYP	13613	51191	19306	57090
841830 FREEZERS OF CHEST TYPE	3340	3340		2057
841840 FREEZERS OF THE UPRIGHT TYPE	2390	13235	2547	10094
841850 O-FURNI-STORAGE,DISPLY FRZ EQU	8560	33251	11035	18369
841861 OTH REFRIG FREZ EQPT HEAT PUMP	423	423		9755
841869 OTH REFRIG FREZ EQPT HEAT PUMP	182850	660123	121093	519504
841891 FURNITURE REFRIG FREEZING EQPT		4811		
841899 OTH PARTS REFREGERATING EQUIPT	128704	740009	204921	803124
841911 INSTANT GAS WATER HEATERS	34860	70133	8592	11060
841919 OTH INSTANT STRONGWATER HETER	13810	17814	9574	19885
841920 MEDICAL SURGICAL LAB STERILISE	104660	117182	9511	55714
841931 DRYERS AGRICULTUL PRODUCTS	132	5223		
841932 DRYERS WOOD PAPER PULP P/BOARD		406		6868
841939 OTHER DRYERS	62113	112717	319971	614307
841940 DISTILLING RECTIFYING PLANT	4727	103832	2768	15049
841950 HEAT EXCHANGE UNITS	390788	442548	122970	196971
841960 MACHINERY LIQUIFY AIR O/GASES	11924	35764	43093	50740
841981 OTH MACH PLANT EQPT HOT/COL FD	33352	58203	16321	40500
841989 OTH MACHINERY PLANT AND EQPT	552258	1438904	227862	1195153
841990 PARTS MACH PLANT LAB EQPT ETC.	1392748	1661775	15605	405987
842010 CALENDERING OTH ROLL MACHINES	5305	22448	26	12700
842091 CYLINDER(FOR CALENDERING MACH)	2883	13627		145
842099 OTH PART OF CALENDER MACHINE	4070	7843	134	2971
842111 CREAM SEPARATORS	6267	14999		
842112 CLOTHES-DRYERS	19	19	628	628
842119 OTH CENTRIFUGES INCLUDING DRYR	480108	565524	48361	251609
842121 FILTERING PURIFY MACH&APARATUS	50289	440674	242582	919871
842122 FILTERING MACH FOR BEVERAGES	57	13302	5455	6429
842123 OIL&PETROL-FILTER INT.COMBSN	11750	58025	12749	52032
842129 OTH FILTER MACHS APPARATUS NES	41450	182204	26985	152903
842131 INTAKE AIR FILTER COMBTION ENG	64965	372158	63559	204581
842139 OTH FILTERING PURIFY MACH/APPA	194471	699742	112660	453073

Contd.

10.11 Imports by Economic Categories (Detail)

(In Thousand Rupees)

ITEMS	SEPTEMBER., 2014	CUMULATIVE FROM JULY, 2014	SEPTEMBER., 2013	CUMULATIVE FROM JULY, 2013
842191 PARTS CENTRIFUGES INCL DRYER	91301	206341	96326	154705
842199 PARTS OF FILTERING PURIFY MACH	117828	219106	20337	95190
842211 DISH WASHING MACHINE HOUSEHOLD	2691	6250	201	714
842219 OTHER DISH WASHING MACHINE	301	1124	117	1683
842220 MACH CLEANING/DRYING BOTTLE	40107	40193	55	8287
842230 MACH FILLING/CLOSING BOTTLES	548418	758968	53353	488321
842240 OTH PACKING WRAPPING MACHINE	267399	356744	252058	391270
842290 PARTS MACH FIL/CLEAN WRAP PACK	192896	578075	91337	230603
842310 PERSONAL WEIGHING MACHINES	3778	13463	1846	4748
842320 SCALES FOR CONT WEIGHING GOODS	590	7769		
842330 CONSTANT WEIGHT SCALES/HOPER	92	3506	1156	2686
842381 OTH WEIGHT MACHINERY-30KG	3090	13380	1043	2906
842382 OTH WEIGHT MACH CAP-30-5000KG	14087	45407	4206	15495
842389 OTH WEIGHING MACHINERY	5021	29109	3127	34749
842390 WEIGHT MACH WTS ALL KINDS&PART	6406	18052	12104	23375
842410 FIRE EXTINGUISHERS W/N CHARGED	18948	67209	15246	39696
842420 SPRAY GUNS&SIMILAR APPLIANCES	6500	21629	4987	30094
842430 STEAM,SAND BLAST,JET PROJ MACH	2476	9773	59630	61849
842481 AGRICULTURAL OR HORTICULTURAL	25894	96548	36276	58055
842489 OTH APPL PROJ/DISPERS/SPRY LQD	109479	129225	4763	7864
842490 PART MECH APPLIANCE SPRAY ETC.	23819	80264	27334	255484
842511 PULLEY TACKLE HOISTS POWER	5382	31262	6868	17310
842519 O-PULLY/HOISTS/WINCH/CAPSTANS	6161	54611	34078	55840
842531 WINCH CAPSTAN POWER E/MOT	2850	7297		2935
842539 WINCHES CAPSTAN	1476	7301	1702	9524
842541 JACKS,HOISTS-RAISING VEHICLES	3584	11484	11	1753
842542 OTH JACKS AND HOISTS HYDRAULIC	18296	48499	24735	62867
842549 OTH MECHANICAL HANDING EQUIPMT	1328	3222	331	813
842611 OVERHEAD-TRAVELING CRAN F-SUPO	1957	13458	18227	226194
842612 MOBILE LIFTING FRAME ON TYRES	22692	24448	9360	65711
842619 OTH O/HEAD TRAVEL/TRNSPOT CRAN			42695	1572510
842620 TOWER CRANES	31767	53911		110989
842630 PORTAL OR PEDESTAL JIB CRANES		23369		
842641 O-MACHINERY SELF PROP ON TYRES	134114	142346	1020	1734
842649 OTH MACHINERY SELF PROPELLED	295	1621	54558	64947
842691 O-MACH DESIGED MOUNT ROAD VEH	350	1038		3666
842699 OTH MACHINERY NOTSELF PROPELED	1310	10202		64222
842710 SELF PROPELL TRUCK WITH EL MOT	35662	90440	25732	92333
842720 OTHER SELF-PROPELLED TRUCKS	110656	252678	57600	195369
842790 OTH WORK TRUCK LIFT/HAND EQUIP	5685	9547	14800	23620
842810 LIFTS AND SKIP HOISTS	196294	325141	63401	116968
842820 PNEUMATIC ELEVATORS&CONVEYORS	154683	190635	330	4025
842831 ELEVATOR/CONVEYOR,UN/GROND USE		124		201
842832 OTH ELEVATOR/CONVEYOR BUKT TYP	590	8208		12053
842833 OTH ELEVATOR/CONVEYOR BLT TYPE	28552	34542	6762	7497
842839 OTH CONT ACTELEVATOR,CONVEYOR	26490	53697	43122	136563
842840 ESCALATORS & MOVING WALKWAYS	7218	27977	26553	52905
842860 TELEFERICS CHAIR-LIFT,F/FURNIC		1583	11	422
842890 OTH MACHINERY LIFT/HANDLE ETC.	12238	46420	32833	164447
842911 TRACK LAYING BULDOZER/ANGLDOZR	79222	82180	1020	206125
842919 BULDOZRS/ANGLEDRO/TRACK LAYING		98496	40737	42091
842920 GRADERS AND LEVELLERS	5957	28136	4630	47258
842930 SCRAPERS	32	239		
842940 TAMPING MACHINE & ROAD ROLLERS	9886	30823	3517	72347
842951 FRONT-END SHOVEL LOADERS	40316	142989	49279	1596108
842952 MACHINERY 360 REVOLVG S/STRUTE		357		
842959 OTH MECHANICAL SHOVALS EXCAVOR	227873	611740	183597	676455
843010 PILE-DRIVERS /EXTRACTORS	31521	42056	8850	8850
843031 SELF-PROP COAL ROCK CUTTER		221		103
843039 OTH SELFPROP COAL/ ROCK CUTTER			27743	27952

Contd.

10.11 Imports by Economic Categories (Detail)

(In Thousand Rupees)

ITEMS	SEPTEMBER., 2014	CUMULATIVE FROM JULY, 2014	SEPTEMBER., 2013	CUMULATIVE FROM JULY, 2013
843041 OTH BORS SINK MACH SELF-PROPEL		94992		15229
843049 OTH BOR/SINK MACH NOT SELFPROP	248012	3987124	325295	5238190
843050 OTH MACHINERY SELFPROPELLED		51637		235
843061 TAMP COMPACT MACH NOT SELFPROP	643	3891	63221	64223
843069 OTH MACHINERY NOTSELF-PROPELED	169	349	307	15638
843110 PARTS MACHINERY HEADING 84.25	1721	11212	1954	4294
843120 PARTS MACHINERY HEADING 84.27	4926	19068	1780	7207
843131 PARTS OF LIFT SKIPHOIST&ESCALT	25132	70421	9413	28497
843139 OTH PARTSLIFT/HANDLE/LOAD MACH	46185	236518	100168	279424
843141 BUCKETS SHOVELS GRABS & GRIPS	5927	7699	7843	11443
843142 BULDOZER OR ANGLEDZOZER BLADES	102	2872	8677	11450
843143 PARTS BOR/SINK MACHINERY	455205	1174385	555425	1978944
843149 PART MACH HEAD 84.26.84.29-30	414847	1730399	144807	552611
843210 PLOUGHS	95	281	11	11
843221 DISC HARROWS,SCARIFIERS,CULTI				8582
843229 OTH HAROW SCARIFIER WEDER&HOS		159	95	95
843230 SEEDERS PLANERS & TRANSPLANTER		4091		
843280 OTH AGR HERTI, FORESTRY MACHRY	16524	27309	23782	41655
843290 PARTS AGR HERTICULTURAL MACHIN	17438	62262	43723	74355
843311 LAWN MOVER PARKS/SPORTS GROUD	80	181		95
843319 OTH MOVER LAWN PARKS SPORTGOOD	1362	2236	1412	2583
843320 OTH MOWERS INCLUDING CUTER BAR	3530	4683	2641	18850
843330 OTH HAYMAKING MACHINERY		4125	114	7566
843340 STRAW BALER INCL PICK-UP BALER	419	5299	13212	28222
843351 COMBINE HARVESTER-THRESHERS	162957	501392	67741	236088
843352 OTH THRESHING MACHINERY	165	453		
843359 OTH HARVESTING MACHINES	9535	21439	2397	2397
843360 MACH CLEAN SORT EGG FRUT AGPRO	150968	151758	153	153
843390 PARTS MACH CLEAN/SORT EGG ETC	4909	14101	9399	15651
843410 MILKING MACHINES	5616	6847	13629	15486
843420 DAIRY MACHINERY	4744	12323	3304	11048
843490 PART MILKING/DAIRY MACHINERY	5453	14947	6302	16796
843510 MACHINERY (PRESSES,CRUSHES)	73	5248	477	2469
843590 PART OF JUICE EXTRACTING MACHI	15	803	2	2
843610 MACHRY PREP ANIMAL FEED STUFS	46916	210790	2935	62464
843621 POULTRY INCUBATORS & BROODERS	2104	107123	134172	148526
843629 OTH POULTRY KEEPING MACHINERY	83673	316148	86049	248682
843680 OTH MACHINERY	754	1378	435	1694
843691 PARTS POULTRY KEEP MACH BRODER	48309	53184	585	3198
843699 OTH PART OF AGR/HORT MACHINER	16193	78319	36074	57152
843710 MACH CLEAN SORT GRAD GRAIN/VEG	108119	256068	91532	175618
843780 OTH MACHINERY	21776	144334	176568	226363
843790 PARTS MACHINE USE MILLINDUSTRY	37262	90938	18969	57285
843810 BAKERY MACH MFG MACARONI SPGTI	29588	438028	126282	173337
843820 MACH MANU CONFECTIONERY COCA	74876	332779	248060	326909
843830 MACHINERY SUGAR MANUFACTURE	17423	66804	15	15
843850 MACH PREPARATION MEAT/POULTRY	24851	30138	21171	44581
843860 MACH PREP OF FRUITS/NUTS/VEG.	1908	54046		162
843880 OTHER MACHINERY	11166	32142	64192	68180
843890 PARTS MACH/ND MFG FOOD DRINK	24948	75180	13082	40997
843910 MACHINERY M/PULP FIBROUS MATAL	18659	32846	319	1901
843920 MACHINERY MAKE PAPER P/BOARD	10250	235239		140817
843930 MACHINERY FINISH PAPER P/BOARD	9293	25800		16140
843991 PARTS MACHIN PULP FIBROSMATERL	3260	12432		2350
843999 OTH PARTS MACHIN PAPER P/BOAD	50731	80949	13168	53331
844010 BOOK-BIND&BOOK-SEWING MACHIN	1416	20602	8845	26264
844090 PARTS BOOK BINDING MACHINERY	1825	2526		782
844110 CUTTING MACHINES	42107	102838	3729	36187
844120 MACH MAKE BAGS SACKS/ENVELOP	625	1341	14498	14498
844130 MACHI MAKE CARTONS BOX TUBEETC	17723	18444	572	7884

Contd.

10.11 Imports by Economic Categories (Detail)

(In Thousand Rupees)

ITEMS	SEPTEMBER., 2014	CUMULATIVE FROM JULY, 2014	SEPTEMBER., 2013	CUMULATIVE FROM JULY, 2013
844140 MACH MOULDING ARTICLE P/P,PULP		13268	1305	10507
844180 OTH MACH FOR MAKING P&P/BOARD	250	9599		16433
844190 PART MAC H-8441.1000,8441.4000	16798	37872	7211	17104
844230 PRINTING MACH, APATUS&EQUIPMEN	1612	9029	84	27898
844240 PARTS OF THE FOREGOING MACH	1489	3159	4150	6165
844250 PLATE ,CYLINDER/PRINT COMPONE	10172	26034	19363	33421
844311 OFF SET PRINT MACHIN REELFED	15722	24673	13021	34929
844312 SHEET FED,OFFICE TYPE S-22&36	3266	5166	1613	11849
844313 OTH OFFSET PRINTING MACHINERY	62281	156576	62996	112397
844314 LETTERPRESS PRI-MACH REEL FED	1958	5736		1598
844315 LT-PRESS P-MACH O/T R-FED,FLEX		49951		2677
844316 FLEXOGRAPHIC PRINTING MACHIN	21224	31847	5360	19301
844317 GRAVURE PRINTING MACHINERY	23161	46349	11418	42429
844319 HOT STAMPING MACHINES	54500	322778	139883	483934
844331 MACH PERFORM TWO OR MORE FUNCT	5017	29993	4628	23475
844332 PRINTER CONNECT TO AUTOMA DPM	118391	312854	74439	208377
844339 O-MACH REPRODUC ORIGINAL IMAGE	22177	108691	36252	121961
844391 PART/ACCE PRINTING MACH H-8442	48479	89050	19633	49148
844399 PARTS /ACCE OTH PRINTING MACH	63974	206072	50472	132782
844400 MAC EXTRUD CUT M-MADE TEX-MATE		5413		123509
844511 CARDING MACHINES	83535	754148	217158	1074232
844513 DRAWING /ROVING MACHINES	117674	436638	124596	914063
844519 OTH MACH TEXTURE FIBRE ETC	202000	663525	290968	939622
844520 TEXTING SPINNING MACHINES	495105	1394609	70427	1031728
844530 TEXTILE DOUBLING OR TWIST MACH	11647	36663	16299	42429
844540 TEXTILE WINDING MACHINE	271968	716033	610575	1730676
844590 OTH MACH, TEXTILE FIBRE	91774	264474	221705	434986
844621 POWER LOOM WEAV FAB EXCED 30CM		5202		2604
844629 OTH WEAVING MACHINES(LOOMS)	105236	128725	49813	82996
844630 WEAV MACH FAB >30CM SHUTLES	138704	1482120	542644	1088741
844711 CIRCULAR KNITTING MACHINE	64619	148933		65051
844712 CIRCULAR KNIT MACH DIA>165MM	16804	67513	41975	159593
844720 FLAT KNIT MACH STITCH-BONDING	28903	63026	6117	19079
844790 OTH MACH GIMPED YARN TULE LACE	455251	1704895	210658	642333
844811 DOBBIES JACQUARD COPY ETC MACH	58	10399	10080	22351
844819 OTH AUXILARY MACHIN HD84.44-47	123997	513631	108600	267620
844820 PARTS&ACCESSORIES MACH H-84.44	3736	20233	8735	39770
844831 CARD CLOTHING	131152	320049	44072	247609
844832 PART ACCESSORY MACH TEXT FIBRE	12850	31336	5126	9676
844833 SPINDLE SPIND FLYER S/IN RING	105515	297882	80595	294522
844839 OTH PARTS&ACCESSORIES 84.45	130134	422090	146050	400338
844842 REEDS FOR LOOMS HEALDS&H/FRAM	33940	76384	11792	54716
844849 OTH PART ACCESSORIES WEAV MACH	46034	183069	80574	176834
844851 SINKERS NEEDLES & OTH ARTICLES	25964	101086	32223	98638
844859 PART ACCESSORY MACH HEAD 84.47	20366	84513	28377	94411
844900 MACH MFG FINISH NON WOVENS		39507		41278
845011 WASHING MACH FUL-AUTO NOT>10KG	49951	127887	33723	102658
845012 O-MACH BUILT-CENTRIFUGAL DRIER	1230	23225	9875	57648
845019 O-MACH DRY LINE CAPA -NOT>10KG	5352	24164	127	3816
845020 MACHINE DRY LINE CAP EXCE10KG		857		2115
845090 PARTS FOR H/HOLD WASH MACHINE	15900	48116	16023	44405
845110 DRY-CLEANING MACHINES		16378	11	219
845121 DRY MACH OF DRYLINEN CAP<10KG			179	179
845129 OTH DRYING MACHINES	3166	36719	201	7530
845130 IRONING MACHINES & PRESSES	2927	13782	10370	16613
845140 WASHING BLEACH DYE MACHINES	24521	205497	107475	257817
845150 REELING UNREEL FOLDING ETC MAC	30857	48168	2666	71926
845180 OTH MACHINERY	765758	1099679	304758	914438
845190 PARTS FOR DRY CLEAN/DYING MACH	17975	79698	11850	54813
845210 SEWING MACHINE HOUSEHOLD TYPE	2400	18938	215	12291

Contd.

10.11 Imports by Economic Categories (Detail)

(In Thousand Rupees)

ITEMS	SEPTEMBER., 2014	CUMULATIVE FROM JULY, 2014	SEPTEMBER., 2013	CUMULATIVE FROM JULY, 2013
845221 AUTOMATIC UNITS SEWING MACHINE	5730	45773	3016	9992
845229 OTH SWING MACHINES	136183	584831	82749	307741
845230 SEWING MACHINE NEEDLES	7033	19513	3492	23601
845290 OTHER PARTS OF SEWING MACHINE	12814	49307	12476	44524
845310 MACH PREP,TANN HIDE,SKIN LEAT	43536	138302	15210	90997
845320 MACH MAKING/REPARING FOOTWEAR	19756	148742	29445	55348
845380 OTH MACH REPAR H-SKINS/LEATHER	3189	16661		1210
845390 PARTS OF MACH TANNING,FOOTWEAR	9662	27338	2893	25091
845410 CONVERTERS	1	52		300
845420 INGOT MOULDS & LADLES	1359	4921	3164	9384
845430 CASTING MACHINES	41382	75353	14467	135729
845490 PARTS OF CONVERTERS LADLES ETC	4066	18266	14543	22289
845510 TUBE MILLS	4985	25767		74678
845521 HOT/COMBIN HOT&COLD ROLING MIL	32765	182500	13847	13847
845522 COLD, ROLLING MILLS	390	3398		858
845530 ROLLS FOR ROLLING MILLS	4958	148046	33188	73063
845590 OTH PARTS METAL ROLLING MILLS	5297	36334	34648	36007
845610 MACH TOOL WORKING BY LSER ETC	1733	5683	2094	19783
845620 MACH OPERATED ULTRASONIC PROCE		158		
845630 MA-TOOL OPER ELECTRO DISCHARGE	6111	11758	100	3592
845690 O-MAC TOOL FOR REMOVAL OF MAT	654	7739	570	570
845710 MACHING CENT FOR WORKING METAL	95460	137278	9651	55978
845730 MULTI-STATION TRANSFER MACH		53887		
845811 HORIZONT LATH NUMERICL CONTROL	12285	22141	9507	16665
845819 OTHER, HORIZONTAL LATHES	8249	30606	13462	50019
845891 OTH LATHES NUMERICALLY CONTROL	1573	1905		4382
845899 OTH LATHES FOR REMOVING METALS	33933	55370	37242	46331
845910 WAY TYPE UNIT HEAD MACHINES	3454	4757		395
845921 OTH DRILL MACH NUMERICAL CONT		10876		
845929 OTHER DRILLING MACHINES	9206	58246	11996	20609
845939 OTHER BOARING-MILLING MACHINES	1707	2774		2262
845940 OTHER BORING MACHINES	16093	24899	631	6520
845951 MILLING MACH KNEE TYPE N.CONTR			172	172
845959 MILL MACH W TRAVERSER =<300MM	5584	18945	342	7339
845961 OTH MILLING MACH NUMERCAL CONT	7043	20736	3016	3500
845969 OTHER MILLING MACHINES	48221	71363	5531	18569
845970 OTH THREAD/TAPPING MACH	19250	30137	3716	7960
846011 F.SURFACE GRIND MACH NUM CONTR	890	890		
846019 OTH F.SURF GRIND MAC AXIS0.01M	8916	13058	954	3830
846021 OTH GRIND MACH NUMERICAL CONTR		4880		25415
846029 OTH GRIND MACH AXIS 0.01MM	663	10901		935
846031 SHARPENING MACH NUMERCAL CONTR	262	262		
846039 OTH SHARPENING MACH-TOOL	10	552	4484	5362
846040 HONING OR LAPPING MACHINES	328	328		6860
846090 OTHER MACHINE TOOLS	1539	16937	9265	11821
846120 SHAPPING OR SLOTTING MACHINES	489	1611	307	1342
846130 BROACHING MACHINES				475
846140 GEAR CUTTING,GRIND/FINISH MACH	584	10766	7818	14865
846150 SAWING OR CUTTING-OFF MACHINES	8313	26352	6897	39116
846190 OTH MACH TOOL FOR METAL WORK	3236	14137	3768	4804
846210 FORGING/DIE-STAMP MACH&HAMMERS	219619	230746	238	939
846221 BEND,FOLD,ETC MACH NUM CONTROL	5177	5207		
846229 OTH BENDING,FOLDING MACH	24676	35924	10483	19138
846231 SHEARING MACH NUMERICAL CONTRO	4655	28550		
846239 OTH SHEARING MACH	8931	16562	2410	17319
846241 PUNCH/NOTCH MACH NUM CONTROLLED				226
846249 OTH PUNCHING/NOTCHING MACH	15919	67386	4549	17408
846291 HYDRAULIC PRESSES	4684	17837	4284	4979
846299 OTH PRESSES FOR WORK METAL	7579	19225	6120	31026
846310 DRAW-BENCH FOR BARS,TUBES WIRE	747	8146		3144

Contd.

10.11 Imports by Economic Categories (Detail)

(In Thousand Rupees)

ITEMS	SEPTEMBER., 2014	CUMULATIVE FROM JULY, 2014	SEPTEMBER., 2013	CUMULATIVE FROM JULY, 2013
846320 THREAD ROLLING MACHINES	655	2917		1468
846330 MACHINES FOR WORKING WIRE	1031	3561	634	19751
846390 OTH MACH TOOL WORKING METALS	22	2891	846	3443
846410 SAWING MACHINES	3137	8768	5693	5755
846420 GRINDING OR POLISHING MACHINES	8475	15770	1619	6789
846490 OTH MACH TOOL WORK STONE/CER/C	23325	34267	341	18493
846510 MACHINE FOR MECHANIC OPERATION	183	1253	68	49328
846591 SAWING MACHINES	2404	6390	946	3391
846592 PLANING, MILLING, MOULD MACH	2284	3257	4102	4148
846593 GRINDING SANDING POLISHING MAC	6934	11037		37907
846594 BENDING OR ASSEMBLING MACHINES	3707	80665	175	2816
846595 DRILLING OR MORTICING MACHINES	377	1458	556	1424
846596 SPLITTING SLICING PARING MACH	298	6693		2918
846599 OTH MACH TOOL FOR WOOD CORKETC	4212	38833	2901	4929
846610 TOOL HOLDER SELF OPEN DIEHEAD	1109	8861	1240	7799
846620 WORK HOLDERS	3288	4139	26	927
846630 DIVIDING HEAD & ATTACH M-TOOL	693	1447		16
846691 OTH PART FOR MA-TOOL H.84.64	4353	5472	256	2244
846692 OTH PART FOR MA-TOOL H.84.65	3876	13831	1369	7157
846693 PART/ACCES MACH TOOL PLAN ETC	44043	85559	11316	16892
846694 PART/ACCES MACH TOOL FOLD ETC	1743	41411	4092	7516
846711 PNEUMATIC ROTARY TYPE TOOLS	281	1802	161	733
846719 OTH PNEUMATIC TOOLS FOR WORK	5564	13999	2527	6443
846721 DRILL W ELEC MOTOR OF ALL KIND	9999	28675	5033	17999
846722 SAWS SELF CONTAINED ELE-MOTOR	770	2910	324	1509
846729 OTH TOOL WITH ELECTRIC MOTOR	28874	102749	12726	37146
846781 CHAIN SAWS	32	7546	203	692
846789 OTH TOOL WORKING IN HAND	2704	12809	336	4505
846791 PARTS OF CHAIN SAWS		1660	549	1632
846792 PARTS OF PNEUMATIC TOOLS	900	1608	2817	5877
846799 OTH PART TOOL WOR IN THE HAND	8943	29140	7027	13816
846820 OTH GAS-OPERATED MACH APPARATU	1468	4163	125	1127
846880 OTH MACH FOR SOLDER, BRAZING	493	6390	1834	8542
846890 PARTS FOR SOLDERING, BRAZIN MAC	2436	5617	1911	5594
846900 TYPEWRITER, WORD PROCESS MACH	1219	1219	69	157
847010 ELEC CALCULATOR, DATA REC MAC	11496	28919	5813	22004
847029 OTH ELECTRO CALCULATING MACHIN		161		4
847030 OTHER CALCULATING MACHINES	70	105	335	395
847050 CASH REGISTERS	14859	27409	4612	17085
847090 OTH POSTAGE, TICKET ISSUE MACH	1719	7956	1122	6409
847130 PORTABLE AUTOMATIC DP MACHINE	2051054	8625682	521572	1666109
847141 OTH AUTOMATIC DATA PRO MACHINE	309418	916989	39868	93676
847149 OTH PRESENTED IN FORM SYSTEMS	19354	121122	13633	19112
847150 PROCESSI UNIT O/T, H-8471.41, 49	270048	1073813	232204	522732
847160 INPUT, OUTPUT UNIT IN S-HOUSING	55481	254289	26622	91250
847170 STORAGE UNITS	64814	237041	84384	227634
847180 OTH UNITS OF AUTO DAT PRO MACH	2241	11849	6402	24230
847190 OTH LAN, BRIDGES, HUBS EXCL SWIT	225514	304148	38485	355346
847210 DUPLICATING MACHINES		760		
847230 SORTING/FOLDING/AFFIXING MACH	298	298	26	26
847290 OTHER, OFFICE MACHINES	283987	550213	349154	520828
847310 PARTS/ACCESS OF MACH H-84.69	86	462	216	219
847321 PART CALC MACH H-8470.10.21.29		127	55	265
847329 OTH PARTS OF MACH H-84.70	7243	10878	2300	5366
847330 PARTS/ACCESS OF MACHINE 84.71	102913	368675	79898	246282
847340 PARTS/ACCESS MACHINE HEAD 84.72	31574	117095	4844	40777
847350 PARTS/ACCESS MAC HD 84.69-84.72	1869	2664		374
847410 SORTING/SCREENING/WASHING MACH	889	24629	2364	3042
847420 CRUSHING OR GRINDING MACHINES	45437	257928	2424	120011
847431 CONCRETE OR MORTAR MIXERS	109572	250769	9603	37284

Contd.

10.11 Imports by Economic Categories (Detail)

(In Thousand Rupees)

ITEMS	SEPTEMBER., 2014	CUMULATIVE FROM JULY, 2014	SEPTEMBER., 2013	CUMULATIVE FROM JULY, 2013
847432 MACH FOR MIXING MINERAL&BITUME	6813	136466	9309	145437
847439 OTH MACH FOR MIXING MINERALS	4098	5982	531	27406
847480 OTHER MACHINERY	15316	49577	14996	27981
847490 PART OF SORTING,SCREENING MACH	187266	408098	134785	312744
847529 OTH GLASS WORKING MACHINES	24961	36568	46907	51769
847590 PARTS OF MACHINES H-NO.84.75	16073	21677	3815	56399
847621 BEVERAGE/VENDING MA W REFRIG		170		
847629 OTH,AUTOMA BEVERG-VENDING MACH		22		1417
847681 OTH MACH HEATING/REFRIG,DEVICE		158		
847690 PARTS OF MACH HEADING 84.76		20		123
847710 INJECTION-MOULDING MACHINES	167713	421742	349889	686970
847720 EXTRUDERS	79335	191408	8344	34990
847730 BLOW MOULDING MACHINES		101255	10312	93714
847740 VACCUM MOLDING/THERMOFORM MACH	623	8943	657	10680
847751 MACH MOULD PNEUMATIC TYRE,TUBE	2651	144470		35065
847759 OTH MACH FOR MOLDING/FORMING		10298	319	80744
847780 OTH MACH FOR WORKING RUB/PLAST	54404	179933	519317	782477
847790 PARTS OF MACH,WORKING RUB/PLAS	32149	110015	18997	144337
847810 MACH FOR REPAIRING TOBACCO	65640	96718	105569	210520
847890 PARTS OF MACHINES OF H-84.78	12046	98696	25045	69534
847910 MACH FOR PUBLIC WORKS,BUILDING	42356	102218	63042	259015
847920 MACH FOR EXTRACT/PREP FATS/OIL	44798	92957		569
847930 PRESS PARTICAL/FIBRE BOARD ETC	24289	89610	7988	21719
847940 ROPE OR CABLE MAKING MACHINES	2676	4987	3354	12628
847950 INDUSTRIAL ROBOTS(N.E.S.)		42544		
847960 EVAPORATIVE AIR COOLERS	49029	135057	3191	15836
847979 OTH PASSENGER BOARDING BRIDGES		4524		
847981 MA FOR TREATING METAL/FLE WIRE	1340	42180	215	826
847982 MIX/KNEAD/CRUSH/GRIND ETC MACH	216091	1743430	910471	1317261
847989 OTH APPLI IDIVIL FUNCTIO MACH	280442	678687	204989	829679
847990 PART OF MA H- 8479.20.60.82.84	63005	191990	98652	388540
848010 MOULDING BOXES FOR MET FOUNDRY	2383	7084	3535	5206
848020 MOULD BASES	7787	12806	3186	5212
848030 MOULDING PATTERNS	1974	6854		738
848041 INJECTION OR COMPRESSION TYPES	834	17047	4420	5742
848049 OTH, MOULDS FOR METAL/CARBIDES	11506	92697	19756	28676
848050 MOLULDS FOR GLASS	19571	44283	4145	9282
848060 MOULDS FOR MINERAL MATERIALS.	3866	15297	2024	15618
848071 INJECTION OR COMPRESSION TYPES	17820	76672	284188	408878
848079 OTH MOULDS FOR RUBBER/PLASTICS	91536	258501	27873	282119
848110 PRESSURE-REDUCING VALVES	310766	534848	105673	876127
848120 VALVES,OLEOHYD/PNEUMATIC TRANS	172710	415743	11367	26185
848130 CHECK (NONRETURN) VALVES	70478	261001	56418	197239
848140 SAFETY OR RELIEF VALVES	54639	221110	92918	200891
848180 OTH APPLIANCE(TAP,COCKS,VAL)	617045	1571918	659998	1993253
848190 PARTS OF APPLICANCE H-NO.84.81	80931	250177	72170	312865
848210 BALL BEARINGS.	347292	985778	258808	694813
848220 TAPERD ROLLER BEARING INC CONE	72432	190293	55244	136979
848230 SPHERICAL ROLLER BEARINGS	31077	85186	31733	102228
848240 NEEDLE ROLLER BEARINGS	7375	19485	7148	14373
848250 OTH CYCLINRICAL ROLLER BEARING	14996	63197	19733	45391
848280 OTH COMBINED BALL/ROLLER BEAR	34946	102094	20354	107599
848291 BALLS, NEEDLES/ROLLERS PARTS	17937	54739	13911	38856
848299 OTH PARTS OF BALL/ROLLER BEAR	36892	70842	17586	50588
848310 TRANSMISSION/CRANKS/SHAFTS.CAM	210157	608708	224555	443157
848320 BEARING HOUSING-BALL/ROLR BEAR	6813	28694	13333	29044
848330 BEARING HOUSING NOT INCOR BEAR	203005	502678	104991	319490
848340 GEAR,CHAIN SPOK,GEAR BOXES ETC	169271	529326	86373	217689
848350 FLYWHEL/PULEY INCL PULEY BLOCK	8362	30952	7980	26847
848360 CLUTCHES AND SHAFT COUPLING	63813	160114	23042	133861

Contd.

10.11 Imports by Economic Categories (Detail)

(In Thousand Rupees)

ITEMS	SEPTEMBER., 2014	CUMULATIVE FROM JULY, 2014	SEPTEMBER., 2013	CUMULATIVE FROM JULY, 2013
848390 PARTS OF HEADING 84.83	40130	199262	28391	60378
848410 GASKET&SIMILAR JOINT OF MATALS	63223	191364	67040	200078
848420 MECHANICAL SEALS	60947	160018	37591	109119
848490 OTH GASKET&SIMI JOINT DISSIMIL	74330	195301	319282	862046
848610 MACH FOR MANUF BOULES / WAFERS	10	10		105
848620 MAC FOR MANUF S-COND,I-CIRCUIT	871	871		
848630 MACH FOR MANUF FLAT PANEL DISP	44	44		
848690 PARTS&ACCE OF MACH MANU S-COND	372	1007		105
848710 SHIPS/BOATS,PROPELLERS&BLADES	10165	10724	27	74
848790 O-PARTS&ACCE NOT CON ELE-CONNE	26148	64561	22019	82129
850110 ELEC MOTOR OUTPUT NOT>37.5.WAT	26410	140536	41215	118287
850120 UNIVERSAL AC/DC MOTOR >37.5 W	28011	74457	10822	33140
850131 OTH DC MOTOR/GEN 0-P=750 WATT	21638	56941	3653	33063
850132 O-DC MOTOR/GEN 0-P-750W-75KW	9268	61512	6984	29923
850133 OTH DC MOTOR/GEN 0-P-75KW-375KW	3131	24249	1016	5332
850134 OTH DC MOTOR/GEN OUTPUT >375KW				4083
850140 OTH AC MOTORS,SINGLE-PHASE	66724	282371	68796	200375
850151 OTHER AC MOTORS MULTI-PHASE	33549	95334	17919	46617
850152 AC MOTORS,OUTPUT-750W-75KW	251561	567637	217392	388603
850153 AC MOTORS,OUTPUT>75KW	36895	259727	48849	113065
850161 AC GENERATORS OUTPUT NOT>75KVA	38308	175500	51294	151868
850162 AC GENERATORS OUTPUT-75-375KVA	4855	27022	7099	26480
850163 AC GENERATOR 0-P-375KVA-750KVA		6277	8472	10813
850164 AC GENERATORS OUTPUT >750 KVA	122	21019		27811
850211 EL GNERATOR (DIESEL)0-P>75 KVA	358419	1044373	293254	755837
850212 GENER SET(DIESEL)OP- 75-375KVA	101939	450923	123144	549211
850213 GENER SET(DIES ENG)OP>375KVA	1431015	3827143	459004	2203407
850220 GENER SET(SP-ING ENG)OP>375KVA	290977	1742903	208133	1766560
850231 GENERATING SETS,WIND POWERED		11881		42
850239 OTHER GENERATING SETS	752677	2936715	147712	253423
850240 ELECTRIC ROTARY CONVERTERS.				233
850300 PARTS FOR MACHIN H-85.01/85.02	255484	579837	41358	262530
850410 BALLAST FOR DISCHARG LAMP/TUBE	12141	46874	4642	33420
850421 LIQUID DIELECRICT FORMERS	1154	1273		1134
850422 LIQ D-E T/FORMER-650-10000KVA		6532	2224	5968
850423 LIQ DI-ELE T/FORMER >10000KVA		133309		
850431 OTH TRANSFORMER-PHC-NOT>1 KVA	44401	195878	59569	164273
850432 OTH TRANSFORMER-PHC-1KVA-16KVA	1209	10317	4564	410723
850433 OTH TRANSFORMER-PHC-16-500KVA	46389	148789	24712	61111
850434 OTH TRANSFORMER-PHC>500 KVA	669658	699927	552862	554205
850440 STATIC CONVERTERS	816572	2715206	327045	969501
850450 OTHER INDUCTORS	20404	63573	22748	123666
850490 PARTS ELEC POWER MACH H-8504	147864	390569	51376	196212
850511 PERMANENT MAGNETS AND ARTICLES	4417	20493	1338	3110
850519 OTH PERMANENT MAGNETS&ARTICLES	10137	41247	6322	24635
850520 EL-MAGNET COUPLING,CLUTCH ETC	1967	10951	9589	13468
850590 OTH EL-MAGNET INC/PART HD85.05	44765	98076	6438	19088
850610 MANGANESE DIOXIDE P/CELL&BATT	73518	198632	74098	193062
850640 SILVER OXIDE P/CELL&BATTERIES				917
850650 LITHIUM PRIMARY CELL&BATTERIES	24240	96738	34007	57195
850660 AIR ZINC PRIMARY CELL&BATTRIES		257	289	685
850680 OTHER PRIMARY CELL&BATTERIES	31485	98413	19974	74961
850690 PARTS OF PRIMARY CELL&BATTEIES	2148	6478	1826	2399
850710 LEAD-ACID ACCUMULATOR(STARTNG)	6129	22942	4488	14784
850720 OTHER LEAD-ACID ACCUMULATORS	938869	1941264	772637	1507374
850730 NICKEL-CADMIUM ACCUMULATORS	833	3065	564	7140
850750 BATTRIES NICKEL-METAL HYDRIDE	112	438		5
850760 BATTRIES LITHIUM-ION	1856	3546	236	1576
850780 OTHER ACCUMULATORS	11157	67297	10023	42520
850790 PARTS EL-ACCMOLATOR INCL SEPR	7406	90941	9724	89602

Contd.

10.11 Imports by Economic Categories (Detail)

(In Thousand Rupees)

ITEMS	SEPTEMBER., 2014	CUMULATIVE FROM JULY, 2014	SEPTEMBER., 2013	CUMULATIVE FROM JULY, 2013
850811 VACUM CLEANER SE-CONTA E-MOTOR	4320	16685	3915	7587
850819 OTH VACUUM CLEANERS SELF MOTOR	3548	6877	2771	6886
850860 OTHER VACUUM CLEANERS	517	2226		1407
850870 PARTS OF VACCUM CLEARNERS	44	206		90
850940 FOOD GRINDER/MIXERS&JUICE EXT	75399	215414	53457	151679
850980 OTH DOMESTIC APPLIANC	13605	34040	7472	31347
850990 PARTS DOMESTIC APPLIAN	20510	60665	14858	36454
851010 SHAVERS SELF CONTAINED EL-MOTO	5013	10443	2693	9354
851020 HAIR CLIPPERS SELF CON EL-MOTO	2544	15611	2699	5477
851030 HAIR-REMOVING APPLIANCES	6387	38141	111	2242
851090 PART OF SHAVER/CLIPPER/REMOVER	5042	7779		114
851110 SPARKING PLUGS	80180	223487	54135	200236
851120 IGNITION/DYNAMOS MAG-FLYWHEELS	5210	17345	9453	28865
851130 DISTRIBUTORS;IGNITION COILS	15904	55341	11642	52092
851140 STARTERS MOTORS/DUEL PUR GENER	24415	59533	8595	17635
851150 OTHER GENERATORS	802	32722	2339	9358
851180 OTH EL-IGNITION/START EQUIP	1696	4560	3162	8678
851190 PARTS OF THE HEADING NO.85.11	78473	256324	19144	56091
851210 LIGHTS SIG EQUIP BICYCLE USED	31	683	26	360
851220 OTH LIGHTING SIG EQUIPMENT	18397	208294	104546	294071
851230 SOUND SIGNALLING EQUIPMENT	8700	28150	4508	15539
851240 WINDSCREEN WIPER,DEFROST/DEMIS	1994	6410	2922	7092
851310 PORTABLE ELECTRIC LAMPS	82618	221993	45533	132103
851390 PARTS(OF THE HEADING NO.85.12)	264	433		824
851410 RESISTANCE HEATED FURNACE/OVEN	22	1912	832	2134
851420 INDUCTION/DIELECTRIC FUR/OVENS	20781	21272	23281	24693
851430 OTHER FURNACES AND OVENS	38387	107000	44889	50739
851440 OTH IND/DI-EL HEATING EQUIPMNT	440	8006	561	5388
851490 PARTS(OF HEADING NO.85.14)	7957	25422	12976	19948
851511 SOLDERING IRONS AND GUNS	4697	11529	563	4516
851519 OTH BRAZING/SOLDER IRONS&GUNS	4067	19700	2267	4023
851521 MACHINES,RES WELDING OF METAL	2076	2426	1059	1059
851529 OTH MACH RES WELDING OF METAL	7566	17813	7264	24143
851531 MACH ARC WELDING METAL F/AUTO	2867	6688		
851539 OTH MACH/APP ARC WELDING METAL	16446	49233	22042	75164
851580 OTH MACH/APP HOT SPRAYING METL	5231	49064	75575	112702
851590 PARTS(OF HEADING NO.85.15)	25901	47490	20418	32649
851610 ELE INSTANEOUS/IMERSION HEATER	7962	18696	1608	3834
851621 STORAGE HEATING RADIATORS		469		288
851629 OTH ELE SPACE/SOIL HEATNG APPA	15925	23672	27635	35506
851631 HAIR DRYERS	12300	18656	11885	19252
851632 OTHER HAIR DRESSING APPARATUS	6388	15818	1544	6077
851633 HAND DRYING APPARATUS	301	2333	884	1077
851640 ELECTRIC SMOOTHING IRONS	18978	44601	8725	28073
851650 MICROWAVE OVENS	21634	54339	17639	30043
851660 OTH OVEN/COOKER/GRILL/ROASTERS	13282	42547	20297	38754
851671 ELECTRIC COFFEE OR TEA MAKERS	14844	27896	2805	9279
851672 ELECTRIC TOASTERS	16413	39990	4555	20228
851679 OTH ELECTRIC-THERMIC APPLIANCE	18267	32012	27168	64462
851680 ELECTRIC HEATING RESISTORS	12207	34769	12578	30377
851690 PARTS EL-THERMIC APP H-85.16	109149	283302	69830	214197
851711 LINE TELEPHONE CORDLESS H-SETS	5650	14652	1493	4003
851712 TELEPHONE FOR CELLULAR NETWORK	5204176	16665668	6013579	16241120
851718 OTHER TELEPHONES	8888	41548	6755	19892
851761 BASE STATIONS FOR WIRELESS N-W	490497	1357301	701286	1636835
851762 MACH FOR RECEPTION VOICE/IMAGE	2287408	8322987	1703859	5558828
851769 OTHER APPARATUS	1810656	6754563	452169	4324016
851770 PARTS FOR TELEPHONES/WIRELESS	1049430	3862457	600107	1818140
851810 MICROPHONES AND STANDS THEREOF	4824	13865	7386	11556
851821 SINGLE L/SP MOUNTED IN ENCLOUR	13625	43431	10330	20682

Contd.

10.11 Imports by Economic Categories (Detail)

(In Thousand Rupees)

ITEMS	SEPTEMBER., 2014	CUMULATIVE FROM JULY, 2014	SEPTEMBER., 2013	CUMULATIVE FROM JULY, 2013
851822 MULIPLE L/SP MOUNTED IN ENCL	35108	74262	41919	75106
851829 OTH L/SP NOT MOUNTED IN ENCL	31326	82920	16913	39024
851830 HEAD/EAR/MICRO PHONE SPEAK SET	33422	117190	9911	34037
851840 AUDIO FREQUENCY ELEC.AMPLIFIER	11661	23502	2797	15427
851850 ELECTRIC SOUND AMPLIFIER SETS	1457	14533	920	3715
851890 PARTS & ACCESSORIES HEAD 85.18	3168	19027	4480	10794
851930 TURNTABLES (RECORD-DECKS)	3	8	9	35
851981 O-APPA USING MAG/OPTICAL MEDIA	191	266	168	297
851989 OTH COMPACT DISK PLAYERS	2465	7642	3491	8606
852110 MAGNETIC TAPE TYPE	1411	5829	2899	8690
852190 OTH VIDEO REC/REPRODUCING APP	14758	40499	13524	39795
852210 PICK UP CARTRIDGES		6	1180	1265
852380 DATA/SOUND RECORDED AUTO.DPM	2135327	4210232	196157	319164
852550 TRANSMISSION APPA FOR RADIO/TV	39321	41790	647	10111
852560 TRANSMISSION APPARATUS	25112	68893	65264	120823
852580 TV CAMERAS,DIGI/VIDEO CAMERA-R	29675	121479	41321	101930
852610 RADAR APPARATUS			2765	2963
852691 RADIO NAVIGATIONAL AID APPARAT	5816	33251	17009	31137
852692 RADIO REMOTE CONTROL APPARATUS	1262	1339		8
852712 POCKETSIZE RADIOCASSETE PLAYER	361	1299	667	1298
852713 OTH APPA COMB W/SOUND REC/PRO				596
852719 OTH RECORDING/REPRODUCING APPA	949	7276	4295	11235
852721 OTH RADIO BRO-RECEIVER FOR VEH	2900	12665	104	1341
852729 OTH SOUND REC/REPRO APPA VEH	41848	75042	1643	6896
852791 OTH APPA COMB W/SOUND REC/PRO	298	298	16	41
852792 APPA NOT COMB W-S-RECOR/REPROD		40		
852799 MODEMS FOR SUND RECOD APPA		900	17	5080
852841 MONITORS AUTOM DATA PRO SYSTEM	1875	129279	12628	18144
852849 OTH CATHODE-RAY TUBE MONITORS	140	2925	686	2322
852851 OTH MONITOR DATA PROCESSING SY	178708	454402	129550	453917
852859 OTHER MONITORS	511	4383	1144	9985
852861 PROJECTOR FOR AUTO- DPS-H8471	26908	71067	19062	41538
852869 MULTIMEDIA PROJECTOR-FOR DP-SY	1109	1191	54	1060
852871 RECEPTION APPA FOR TV	20732	41717	10	44663
852872 OTH COLOUR TV SETS	109211	263315	12198	48959
852910 AERIALS/REFLECTORS ALL KINDS	28804	141702	11802	52060
852990 OTH PARTS/APP H-85.25-85.28	489877	1242560	912582	1571393
853010 EL-SIGNAL EQP RAILWAY/TRAMWAY		2945	53116	79984
853080 OTH SIGNAL EQP EL TRAFIC CONT	6231	53124	772	55751
853090 PARTS OF EQP HEAD 85.30	261	661	16	10892
853110 BURGLAR/FIRE ALARMS/SIMIL APPT	42170	80414	6071	41753
853120 INDICATOR PANEL INCORP LCD/LED	31830	57350	14120	30500
853180 OTHER APPARATUS	14626	32701	6962	31868
853190 PARTS ELEC SOUND/VIS SIG APPT	6420	68245	7976223	8025951
853210 FIX CAPACITO 50/60HZ CAP.5KVAR	85186	109254	5400	19441
853221 OTHER FIXED CAPACITOR		966	275	307
853222 ALUMINIUM ELECROLYTIC FIX CAP	147	1751	30	658
853223 CERAMIC DIELEC,SIN-LYR FIX CAP	1229	2849	741	867
853224 CERAMIC DIELEC MUL-LYR FIX CAP	1055	4686	1	2897
853225 DIELECTRIC PAPER PLAS FIX CAP	189	1597	6	928
853229 OTHER FIXED CAPACITORS	18162	66046	10819	44954
853230 VARIABLE/ADJUSTABLE CAPACITORS	1662	4310	628	2117
853290 PARTS OF ELECTRICAL CAPACITORS	2975	6394	2402	8367
853310 FIXED CARBON RES COMP/FILMTYPE	1048	12656	3039	4062
853321 OTH FIXED RES CAPACITY < 20 W	334	1302	257	1094
853329 OTHER FIXED RESISTORS	11052	27461	9199	16302
853331 W/WOUND RESISTOR- RHEO&POTEN	1784	5113	1629	4233
853339 OTH W/WOUND VARIABLE RESISTORS	311	3014	4998	11180
853340 OTH VAR RES INCL REHEOSTATS	9121	22970	3305	9825
853390 PARTS FOR ELECTRICAL RESISTERS	678	2861	1511	2694

Contd.

10.11 Imports by Economic Categories (Detail)

(In Thousand Rupees)

ITEMS	SEPTEMBER., 2014	CUMULATIVE FROM JULY, 2014	SEPTEMBER., 2013	CUMULATIVE FROM JULY, 2013
853400 PRINTED CIRCUITS	73075	177043	90669	197456
853510 FUSES FOR VOLTAGE >1000 VOTTS	2329	13535	4281	9869
853521 AUTOMA C-BRAKER VOT <72.5 KV	106012	212405	35348	122402
853529 OTH AUTOMATIC CIRCUIT BRAKER	9378	47600	61547	490732
853530 ISOLATING/MAKE-AND-BREAK SWIT	4794	58010	23058	72186
853540 LIGHT ARRESTER,VOL LIMITER ETC	6974	20985	4409	13707
853590 ELEC APP SWITCHING CIR>1000VOL	34376	85269	132709	1176236
853610 FUSES FOR VOLTAGE <1000 VOLTS	7927	23072	2865	12247
853620 AUTOMATIC CIR BREAKER	202160	593036	181604	446765
853630 OTH APP PROTECTING ELEC CIRCUL	4048	21221	7163	9651
853641 RELAYS FOR VOLTAGE	92488	122927	10215	36635
853649 OTHER, RELAYS	49821	219035	58428	300990
853650 OTHER SWITHCES	73005	228744	47310	161029
853661 LAMP HOLDERS	10968	26137	4009	13364
853669 OTHER,PLUGS AND SOCKETS	69184	236067	32412	135899
853670 CONNECTORS FOR OPTICALFIBRES	3639	6188	3313	8048
853690 OTH ELECTRICAL APPARATUS	169511	350853	94333	221470
853710 BOARD,PANEC ETC VOLTAGE-1000V	356070	1162901	224119	917488
853720 BODIES,CONSOLE ETC VOLT>1000V	105995	254793	11267	46923
853810 BOARD,PANELS GOODS HEAD 85.37	31615	115742	15368	164332
853890 OTH PARTS SUITABLE GOOD H85.37	269986	754570	137989	440788
853910 SEALED BEAM LAMP UNITS	9239	22167	6548	17840
853921 TUNGSTEN HALOGEN LAMPS	25712	53930	19597	43959
853922 OTH LAMPS 200W FOR VOLT>100V	7802	23128	11047	34237
853929 OTH FILAMENT LAMPS EXCL U-VIOL	24453	78398	22805	52173
853931 DISCHARGE LAMP O/TAN U-V-LAMP	11224	22001	4632	23435
853932 MERCURY OR SODIUM VAPOUR LAMPS	5144	11213	1538	5215
853939 OTH DISCHARGE LAMPS,O/TH ULTRA	821013	2326925	581293	2678254
853941 ARC-LAMPS (ELECTRIC)	102	1587		798
853949 OTH ULTRA-VOILET/INFRA-REDLAMP	1452	3000	1897	4855
853990 PARTS ELECTRIC FILAMENT/D-LAMP	34620	79448	20016	54285
854011 CATHODE-RAY TV PICTURE TUBES	6574	10254	8154	29732
854060 OTHER CATHODE-RAY TUBES				62
854071 MAGNETRONS	18234	63022	17997	67652
854079 OTH,MICROWAVE TUBE,CARCINOTR	185	290		
854081 OTHER VALVES AND TUBES:		22		
854089 OTHER VALVES ANA TUBES,N.S.	314	3112	332	1388
854099 OTH PARTS OF HEADING NO.85.40			105	105
854110 DIODES,OTH THAN PHOTSENSITIVE	28558	47482	8359	19737
854121 TRANSISTOR O/THAN PHOTSENSITV	4638	12645	4062	4843
854129 OTH TRANSISTOR O/TH PHOTSEN	7099	17726	4041	30519
854130 THYRISTORS DIACS AND TRIACS	422	12243	877	5490
854140 PHOTSENSITIV SEMICONDUCTOR DE	624313	4240816	856567	2909735
854150 OTH SEMICONDUCTOR DEVICES	9585	20376	8592	47655
854160 MOUNTED PIEZO-ELECTRIC CRYSTAL	703	1780	2292	2317
854190 PARTS OF APPARATUS OF H-85.41	1549	8255	3361	8831
854231 ELECTRONIC INTEGRATED CIRCUIT	34122	92698	144350	182496
854232 MEMORIES	5614	11287	5898	6064
854233 AMPLIFIERS	840	4925	529	5316
854239 OTH ELECTRO INTEGRATED CIRCUIT	43545	123588	32567	66681
854290 PARTS OF ELEC INTIGRAT CIRCUIT	991	3631	48	7534
854310 PARTICLES ACCELERATORS		3748		
854320 SIGNAL GENERATORS	1037	7762	3999	10021
854330 MACH APPA EL-PLATNG ELECTROLYS	626	2216	464	5268
854370 OTHER MACHINE/APPARATUS	94577	977040	185437	359362
854390 PARTS OF THE APPARATUS H-85,43	32321	72269	20025	34039
854411 WINDING WIRE OF COPPER	12023	40175	9642	31925
854419 OTHER WINDING WIRE OF COPPER	58895	247139	23720	92912
854420 CO-AXIAL CABLE & CONDUCTORS	68092	147992	18993	171602
854430 IGNITION & OTHER WRITING SETS	34098	114926	7225	20040

Contd.

10.11 Imports by Economic Categories (Detail)

(In Thousand Rupees)

ITEMS	SEPTEMBER., 2014	CUMULATIVE FROM JULY, 2014	SEPTEMBER., 2013	CUMULATIVE FROM JULY, 2013
854442 COMPUTER LEADS WITH CONNECTOR	508693	867371	113177	446755
854449 OTH ELECTRIC CONDUCTOR N>1000V	1184215	2573552	497295	1308102
854460 OTH EL CON FOR VOLTAGE >1000V	70505	241582	833	8807
854470 OPTICAL FIBRE CABLES	9030	32060	74267	91970
854511 ELECTRODES USED IN FURNACES	11544	33422		6864
854519 OTHER ELECTRODES	21	8362	131	522
854520 CARBON BRUSHES	5323	10939	2805	14365
854590 OTH LAMP/BATTERY CARBON,GRAPIT	4534	8018	4653	8914
854610 EELECTRICAL INSULATOR OF GLASS				2560
854620 EELECTRICAL INSULATOR CERAMICS	2487	11562		53908
854690 OTH ELE INSU OTH THN GLAS,CERA	20616	37580	8521	35894
854710 INSULATING FITTINGS OF CERMIC	117	117		24
854720 INSULATING FITTINGS OF PLASTIC	1647	2581	258	1973
854790 OTH INSULATIN FITT PLAS/CERMIC	33878	50455	3304	12319
854810 WAST/SCRIP PRI BATRY,CEL,ACCUMU			9989	182309
854890 OTH,PARTS ELE MACHINE/APP NES	242	730	2062	2128
860110 RAIL LOCOMO POWERED ELECTRICIT				44
860210 DIESEL ELECTRIC LOCOMOTIVES		3890551		
860400 RAIL/TRAMWAY MAINTENANCE VEHIC				26373
860719 OTH INCL PARTS AXELS/WHEEL	1319	266050	628	10883
860721 AIR BRAKES AND PARTS THEREOF		8813		
860729 OTH BRAKES LOCOMO&PATS THEREOF	377	8157		1184
860730 HOOKS,COUPLIN DEVICES,BUFFERS		2444		
860791 OTHER PARTS OF LOCOMOTIVES	345473	1604642	213604	213604
860799 OTH RAILWAY LOCOMOT STOCK PART	12119	38443		4601
860800 RAIL/TRAMWAY TRACK FIXTURES	8555	14875	3810	8725
860900 CONTINERS SPECIL DESI,EQUIPPED	6321	33313	7136	37937
870110 PEDESTRAIN CONTROLLED TRACTORS			173	173
870120 ROAD TRACTORS FOR SEMI-TRAILER	447989	1355902	62722	250862
870190 COMP AG-TRACTORS-ANY KIT FORM	231701	820593	175594	391317
870210 M.VEH 10 OR >PERSON DIESEL ENG	301395	745095	691688	1247328
870290 COMP O-M-VEH 10PER&DERIVER AKF	31432	172148	104558	259364
870310 M-CAR FOR TRAVEL ON SNOW/GOLF	430	1998		
870321 MOTOR VEH CYLNDER CAP-1000CC	2922759	7433502	1517054	5338133
870322 OTH CAR CY CAP>1000CC - 1500CC	2532772	5327878	1469398	4713450
870323 OTH VEH CYL CAP 1500 - 3000CC	1493720	4416439	1496947	3495803
870324 OTH VEH CYL CAPACITY>3000CC	357556	936067	211325	922675
870331 OTH VEH(DIESEL ENG)CYL-C-1500CC			1965	3856
870332 VEH(DIESEL ENG)CY-1500 -2500CC	5847	11142	19147	40605
870333 OTH VEH(DIESEL ENG)CAP>2500CC	51539	67290	5387	52198
870390 OTH M-CAR/M-VEH FOR PERSONS	25919	49067	13026	38952
870410 DUMPERS DESIGN FOR OFF-HIGHWAY	45268	103786	263635	542502
870421 OTH VEH(DIESEL ENG)NOT>5TONNES	710935	1894440	612438	1349565
870422 OTH VEH(DIESEL ENG)GVW-5-20TON	273629	973915	73374	366447
870423 OTH VEH(DIESEL)GVW >20 TONNES	141577	150872		96095
870431 OT VEH SPARK-IGNITION NOT>5TON	466467	842661	265562	863757
870510 CRANE LORRIES	18932	138758		
870530 FIRE FIGHTING VEHICLES			1529	1529
870540 CONCRETE-MIXER LORRIES	9795	16526		42162
870590 OTH SPECIAL PURPOSE MOTOR VEHL	12909	521296	111103	371983
870710 BODIES/CABS FOR VEH-H-87.03	591	3045	1294	2466
870790 BODIES OF VEH-H-87042190&.3190	16338	39355	6604	35289
870810 BUMPERS AND PARTS THEREOF	7595	24801	4791	18227
870821 OTH PART ACCE OF BODIES,SEATS	9621	35574	3007	12693
870829 OTH PART ACCE OF BODIES,CABS	345566	1126482	670237	1875758
870830 BRAKES&SERVO-BRAKES,PARTS VEH	39502	88458	20712	80096
870840 GEAR BOXES AND PARTS THEREOF	131245	326684	4036	11915
870850 DRIVE-AXLES WITH DIFFERENTIAL	31552	73725	22558	39862
870870 ROAD WHEELS&PARTS&ACCESSO	35445	125666	10753	36091
870880 SUSPENSION SYS,SHOCK-ABSORBERS	97602	308859	60430	163149

Contd.

10.11 Imports by Economic Categories (Detail)

(In Thousand Rupees)

ITEMS	SEPTEMBER., 2014	CUMULATIVE FROM JULY, 2014	SEPTEMBER., 2013	CUMULATIVE FROM JULY, 2013
870891 RADIATORS & PARTS THEREOF VEH	30647	66551	11830	33350
870892 SILENCERS&EXHAUST PIPES,PARTS	126	1377	1374	1540
870893 CLUTCHES AND PARTS THEREOF	17299	178937	16042	31758
870894 STEERING WHEELS,CLUMNS,BOXES	25205	78300	33080	122103
870895 SAFETY AIRBAGS INFLATER SYSTEM	161	231		
870899 OTH PARTS FOR VEHICLES H-8701	412159	1109444	326419	1377351
870911 WORK TRUCKS SELF-PROPEL ELECTR		1367		
870919 OTH WORK TRUCK SELF PRO N-FITT	43178	46201		
871110 MOTORCYCLE CYL CAP-NOT>50CC	763	1453	151	151
871120 M-CYCLE CYL CAPACITY- 50-250CC	779183	2151967	490912	1559112
871130 M-CYCLE CYL CAPACITY-250-500CC	235	235	78253	78490
871140 M-CYCLE CYL CAP-500-800CC	4162	5653		11421
871150 M-CYCLE CYL CAP EXCEEDIN-800CC	13689	30118	1251	4034
871190 OTH M-CYCLE(INCLUDING MOPEDS)	63190	207308	90997	205547
871200 BICYCLES,OTH DELIVERY TRICYCL	36718	112804	18805	79189
871310 INVALID CARRIAG NOT MECH PROPL	20274	41349		19534
871390 OTH INVALID CARRIAG MOTORISED	83	2293		441
871410 SADDLES OF MOTORCYCLES,MOPEDS	478600	1360759	425095	1110790
871420 PART ACCE INVALID CARRIAGES	56	116		105
871491 FRAMES,FORKS & PARTS THEREOF	780	865	401	844
871492 WHEEL RIMS AND SPOKES	393	4205	682	1600
871493 HUBS,COAST BRAK HUB,FREE WHEL	18438	42517		14317
871494 BRAK,COAST BRAK HUB,HUB BRAK	761	6924	1176	3557
871495 OTHER, SADDLES	3502	14891	1056	8358
871496 PEDALS,CRANK-GEAR,& PARTS THOF	820	2363		307
871500 BABY CARRIAGES & PARTS THEREOF	3564	17477	1352	6911
871610 TRAILER,SEMI-TRALER CARVN TYPE			5703	5703
871620 SELF LOADING/UNLODING TRAL AGR		886		
871631 TAKER/SEMI TANKER TRAILERS			33924	40605
871639 OTH TRAILER,SEMI TRAI FOR GOOD	29550	34931		14778
871640 OTH TRAILERS & SEMI-TRAILERS		1170		2531
871680 OTH VEH NOT MECHANICALLY PROPL	9578	25951	5786	16930
871690 PARTS,TRAILER SEMI-TRAI H87.16	8910	33939	315	8313
880100 GLIDERS AND HANG GLIDERS		1254		
880212 HALICOPTER UNLADN WT>2000 KG	9276	9276		
880240 AEROPLAN UNLADN WT >15000KG		1726829	52233	52233
880310 PROPELLERS,ROTORS & PATS THROF		309		7535
880320 UNDER CARRIAGES/PARTS THEREOF		670		522
880330 OTH PARTS OF AEROPLANE/HELICOP	188594	319047	290039	461309
880400 PARACHUTES AND ROTOCHUTES,PART		110		
880521 AIR COMBAT SIMULATORS & PARTS		10199		7066
880529 OTH GROUND FLYING TRAINER PART		435		4370
890190 OTH VESSELS FOR PERSONS/GOODS		182836		
890310 INFLATABLE YATCHS,VESL PLE/SPO		69		188
890391 SAILBOATS,WITH/W-OUT AUX-MOTOR		792		
890392 MOTORBOAT,O/THN OUTBOARD M-BO	5075	5075		
890399 OTH INFLTABLE YACHTS	4280	4992		376
890510 DREDGERS		1010559		
890590 OTH LIGHT VESSELS,FLO-CRANES		6432		
890790 OTH FLOATING STRUCTURES,TANKS		419	3096	5748
900490 OTH SPECT,GOGGLE&THE LIKE CORR	1808	14413	2205	7033
900510 BINOCULARS	340	2450	633	1026
900580 OTH ASTRONOMICAL INSTRUMENTS	57	1370	743	1050
900699 O-PART,AC P-GRAPHIC F-LIGH APP	48	237	15	343
900720 CINEMATOGRAPH PROJECTOR.S-R/RE	1878	5390	2744	5827
900791 PAR,ACC-CINEMATOGRAPHIC CAMERA	68	161		
900792 PART,ACCE-CINEMATOGR PROJECTOR	569	1092	291	1443
900850 PROJECTORS,ENLARGERS&REDUCERS		106	398	2279
900890 PARTS/ACCE OF IMAGE PROJECTORS		77		
901010 APPA,EQUI AUTOMATC DEVELO FILM	5109	20502	5331	27057

Contd.

10.11 Imports by Economic Categories (Detail)

(In Thousand Rupees)

ITEMS	SEPTEMBER., 2014	CUMULATIVE FROM JULY, 2014	SEPTEMBER., 2013	CUMULATIVE FROM JULY, 2013
901050 OTH APP EQU PHO-GRAPHIC LAB	37654	48940		1479
901060 PROJECTION SCREENS	4176	7223	446	7510
901090 PART ACCE OF APP/EUIP H-90.10	339	4716	914	4423
901110 STEREOSCOPIC MICROSCOPES	317	357		407
901120 OTH MICROSCOPE P-MICROGRAPHY				6416
901180 OTHER MICROSCOPES	20209	37182	67716	82742
901190 PART,ACCE OF OPTCAL MICROSCOPE	177	2014	2077	4467
901210 M-SCOPE O/THN OPTIC M-SCOP APP	218	1712		61
901290 PART,ACC M-SCOPE O/THN OPTICAL	32	273		283
901310 TELESCOPIC SIGHTS FITT TO ARMS		6		50
901320 LASERS OTHER THAN LASER DIODS	59	1412		597
901380 OTH DEVICES APPLI&INSTRUMENTS	1357	40985	9836	63170
901390 PARTS,ACCE OF SUB GROUP-90.13	30150	31068	984	5828
901410 DIRECTION FINDING COMPASSES		212		
901420 INST/APPLI AERONAUTIC NAVIGATO				249
901480 OTH INS/APPLI(NAVIGATIONAL)	32	7729		127
901490 PART,ACCE OF SUB GROUP OF90.14	9	9		1079
901510 RANGEFINDERS		757		31
901520 THEODOLITES AND TACHEOMETERS	2084	3694	583	1211
901530 SURVEYING LEVELS	273	6535	884	3390
901580 OTH INS AND APPLIANC-SURVEYING	211850	1144389	11744	1146142
901590 PARTS&ACCE OF SURVEYING INSTRU	89214	146220	5573	97167
901600 BALANCE SENSITIVITY 5CG/BETTER	1952	6019	3882	11967
901710 DRAFTING TABLE MACH W/NOT AUTO	1138	10416	507	3936
901720 O-DRAWING MARK/MATH CALC INSTR	1956	5874	3860	4441
901730 MICROMETERS/CALLIPERS & GUAGES	2634	9728	3424	7608
901780 OTHER INSTRUMENTS	7061	28918	8171	27865
901790 PARTS/ACCE OF MEASURING INSTRU	329	2477	830	3461
901811 ELECTRO-CARDIOGRAPHS	3206	8751	16279	33461
901812 ULTRASONIC SCANNING APPARATUS	59923	167209	898	33232
901813 MAGNETC RESONANCE IMAGING APPA	92207	531665	73541	211876
901814 SCINTIGRAPHIC APPARATUS	588	588		19974
901819 OTH ELECTRO-DIAGNOSTIC APPARAT	146983	295860	186736	450292
901820 ULTRA VOILET/INFRA-RED RAY APP	236	236		
901831 SYRINGES,WITH/WITHOUT NEEDLES	86510	409058	122759	345958
901832 TUBULAR METAL NEEDLE/NEDL SUTU	20873	71543	35244	78622
901839 OTH NEDLES,CATHERS,CANNULA	535234	1308927	324109	863045
901841 DENTAL DRILL ENGINES,W/C-D-EQU		632		
901849 OTH;INS/APPLI, DENTAL SCIENCE	2106	17676	4296	13344
901850 OTH,OPHTHALMIC INST&APPLIANCE	79481	165220	38302	64999
901890 OTH INSTRUMENT & APPLIANCE.	697347	1726073	584374	1468540
901910 MECHANO-THERPY,MESSAGE/PSY APP	15120	37998	29089	102177
901920 OZONE,OXYGEN ,AEROSOL THERAPY,	107289	197544	33423	133920
902190 OTH;APP,WORN CARY,IMPL IN BODY	24134	45830	3636	150772
902212 COMPUTED TOMOGRAPHY APPARATUS	23825	108970	26066	172141
902213 OTH X-RAY APPA FOR DENTAL USES	107	9445		200
902214 OTH,X-RAY APP FOR MEDICAL SURG	39541	245292	44808	269425
902219 X-RAY APPA FOR OTHER USES	146051	184535	1875	27995
902221 APP BASE ON ALP,BETA GAMA RADI	281	1810	5677	25351
902229 APP ALPHA-BE-GA RADI-OTHER USE	3140	83056		
902230 X-RAY TUBES		6449		7405
902290 O-APP AL-B-G RADI INCL PA/ACCE	66826	97105		107875
902300 APPA DESIGNED F-DEMANSTRATION	52521	114751	69512	173486
902410 MACH&APPLI FOR TESTING METALS	5143	51374	43200	44280
902480 O-MACH-TESTING HARDNESS/STREN	29079	100558	30290	113664
902490 PARTS&ACC-HARD/STREN TEST MACH	2628	12774	3838	16965
902511 LIQUID-FILLED THERMOMETER/PYRO	8110	20198	5399	18827
902519 OTHER THERMOMETERS/PYROMETERS	10628	34898	9439	24132
902580 OTHER INSTRUMENTS	9794	65887	12389	35653
902590 PARTS ACCE INSTRUMENTS H-9025	4828	23273	2382	10280

Contd.

10.11 Imports by Economic Categories (Detail)

(In Thousand Rupees)

ITEMS	SEPTEMBER., 2014	CUMULATIVE FROM JULY, 2014	SEPTEMBER., 2013	CUMULATIVE FROM JULY, 2013
902610 APP,MEASUR/CHECK FLOW/ LEVEL.	60625	94351	8383	28244
902620 APP, MEASUR/CHECK PRESSURE.	253060	446786	24654	129192
902680 OTH,APP,MEASUR VARIATION LIQ/G	184771	736381	138088	621505
902690 PARTS,ACCE OF SUB GROUP 90.26.		39243	9073	45117
902710 GAS/SMOKE ANALYSIS APPARATUS.	60757	89440	22105	70216
902720 CHROMATOGRAPHS/ELECTROPHOR INS	40432	88709	54439	134617
902730 SPECTRO,SPECTROPHOT-METER RADI	20345	44868	14534	62175
902750 OTH,INS.USING OPTCAL RADIATION	8374	115168	38918	166785
902780 OTH,INST FOR PHYSICAL CHEM ANA	220115	587029	132075	388916
902790 MICROTOMES;PART ACCE APP-90.27	23837	78936	33669	160149
902810 GAS METERS	299358	479870	11379	13784
902820 LIQUID METERS	1306	6888	35	17261
902830 ELECTRICITY METERS	6528	35728	1374	25703
902890 PART,ACCE OF SUB GROUP 90.26	23034	294827	145327	427963
902910 REVOL/PROD COUNTRS,TAXIMETERS,	749	5366		1039
902920 SPEED INDICATORS/TACHOMETERS	1948	11552	1408	5582
902990 PARTS ACCE OF METERS-H-90.29	13151	41743	11533	30497
903010 INS,MEASUR IONISING RADIATIONS	17090	89140		4674
903020 OSCILLOSCOPE&OSCILLOGRAPHS	1281	13322	3956	10122
903031 O-INSTR MEASUR VOLTAGE,CURRENT	1369	12609	2344	7711
903032 MULTIMETER WITH RECORD DEVICE	456	8788		2287
903033 O-METER WITH OUT RECOED DEVICE	9078	45119	15770	49718
903039 O-OSCILLOSCOPE W-RECOD DEVICE	1656	4635	2589	32060
903040 OTH,INS,SPE DESI FOR TELECOMMU	1418	42887	89788	96718
903082 OTH,INS,MEASUR SEMICONDUCTOR				5956
903084 OTH,APPA,WITH RECORDING DEVIC		14017	169	750
903089 OTH,INS,MEASUR ELECTRICAL QTY.	46861	145902	20403	79474
903090 PARTS ACCE OF SUB GROUP 90.30	4750	12225	3047	5536
903110 MACH BALANCING MECHANICAL PARTS	6705	19158		
903120 TEST BENCHES	37857	37857	68562	78603
903149 OTH,OPTICAL INS & APPLIACES.	4867	8924	815	46406
903180 OTH,INS APPLIANCES & MACHINES.	148083	373193	192869	558333
903190 PART,ACCE OF ARTICLE H- 90.31	10686	26318	12175	37718
903210 THERMOSTAT	46335	117833	20081	73678
903220 MANOSTAT(PRESSURE REGULATORS)	518	1965	3195	6545
903281 OTH,INS HYDRAULIC OR PNEUMATIC	547	3409	3017	5021
903289 OTH,REGULATING,CONTROLLING INS	182381	486888	181897	399066
903290 PARTS,ACCE OF ARTICLE H- 90.32	31527	79909	12970	66801
940210 DENTISTS,BARBER CHAIRS, PARTS	8999	15388	27049	54604
940290 OTH;OPE TABLES,EXAM TABLE MECH	79369	294389	14189	51881
940560 ILLUMINATED SIGN,NAMPLATES,LIK	22283	67614	1628	1850
940591 PARTS OF LAMP LIGHT FIT GLASS.	10901	49066	4375	16691
940599 OTH PARTS H-NO.94.05,N.E.S.	5350	13607	1022	5897

10.12 Exports by Areas and Countries/Territories

(In Thousand Rupees)

COMMODITIES	SEPTEMBER, 2014	CUMULATIVE FROM JULY,2014	SEPTEMBER, 2013	CUMULATIVE FROM JULY,2013
GRAND TOTALS	222,613,794	602,721,555	275,482,941	690,085,175
LATIN AMERICA	251,082	1,017,474	268,986	785,653
Aruba	202	454		55
Bahamas	1,120	1,350	410	635
Barbados	721	4,133	28,345	30,263
British Virgin Is.	357	357		29
Cayman Islands	3,096	4,998		269
Cuba	29,309	67,794	28,116	84,378
Dominica		1,003		
Dominican Republic	104,361	299,383	83,472	249,405
Grenada		1,561	1,842	2,861
Guadeloupe			33,293	34,495
Haiti	18,223	251,727	14,230	53,245
Jamaica	1,580	44,145	16,143	43,200
Martinique		34,508		14,206
Puerto Rico	38,312	100,895	16,569	87,124
St.Kitts and Nevis		429		247
St. Lucia		301	5,424	13,465
St.Vincent/Grenadine	761	6,342	393	5,589
Trinidad and Tobago	53,039	198,093	40,747	166,187
CENTRAL AMERICA	1,231,761	3,974,001	1,345,602	4,023,966
Belize	161	350	588	588
Costa Rica	63,266	123,312	15,309	60,824
El Salvador	6,559	49,901	8,811	27,174
Guatemala	55,825	163,891	89,427	218,842
Honduras	41,082	132,458	22,239	58,757
Mexico	972,469	3,194,457	911,379	2,804,894
Nicaragua	12,317	75,939	158,484	600,704
Panama	80,080	233,692	139,366	252,184
SOUTH AMERICA	2,810,269	7,880,083	3,229,972	9,270,651
Argentina	322,685	801,195	466,450	1,303,023
Bolivia	4,203	11,078	2,561	8,427
Brazil	689,754	1,918,077	896,954	2,531,640
Chile	605,442	1,778,542	777,029	2,125,724
Colombia	453,087	1,503,788	365,015	1,245,073
Ecuador	81,685	234,501	92,190	282,945
Guyana	14,145	20,023	17,156	22,428
Paraguay	142,347	321,862	38,468	67,128
Peru	325,686	866,358	271,805	813,363
Suriname	8,792	28,932	994	17,316
Uruguay	79,101	187,331	203,369	475,766
Venezuela,Bolivar. R	83,341	208,398	97,982	377,817
NORTH AMERICA	36,502,483	101,553,619	36,207,915	107,036,777
Bermuda	421	2,271	57	1,391
Canada	2,488,370	6,105,187	2,256,898	6,227,168
U.S.America	34,013,692	95,446,161	33,950,960	100,808,218
EASTERN EUROPE	3,841,537	10,489,153	3,709,121	10,411,631
Belarus	2,583	7,843	1,320	20,906
Bulgaria	141,674	548,120	116,226	325,427
Czech Republic	287,744	813,529	271,705	749,910
Hungary	111,386	331,510	179,190	358,334
Poland	1,487,524	3,652,737	829,723	3,016,258
Republic of Moldova	6,671	8,011	426	966
Romania	353,504	810,859	263,624	724,445

Contd.

10.12 Exports by Areas and Countries/Territories

(In Thousand Rupees)

COMMODITIES	SEPTEMBER, 2014	CUMULATIVE FROM JULY,2014	SEPTEMBER, 2013	CUMULATIVE FROM JULY,2013
Russian Federation	992,638	3,283,193	1,363,581	3,525,215
Slovakia/Slovak R.	46,666	84,681	17,032	72,883
Ukraine	411,147	948,670	666,294	1,617,286
NORTHERN EUROPE	18,878,480	52,523,248	16,138,267	48,969,328
Denmark	865,932	2,575,453	1,055,968	2,627,864
Estonia	202,030	546,695	275,897	818,785
Finland	541,057	1,542,961	614,278	2,021,038
Iceland		1,343	754	2,519
Ireland	449,275	1,399,813	444,279	1,274,758
Latvia	255,538	607,137	222,421	594,094
Lithuania	466,711	1,133,483	460,835	1,336,561
Norway	620,818	1,469,886	458,574	1,370,242
Sweden	1,063,388	3,139,200	1,023,518	2,758,724
United Kingdom	14,413,732	40,107,277	11,581,745	36,164,744
SOUTHERN EUROPE	14,686,514	42,604,872	14,335,122	38,667,850
Albania	38,092	85,420	31,323	71,772
Bosnia & Herzegovina	1,499	3,447	185	383
Croatia	123,402	310,287	64,057	160,810
Greece	648,236	1,655,353	604,232	1,573,143
Holy See			4,090	4,090
Italy	5,944,786	16,361,976	6,376,009	16,087,974
Malta	95,380	170,422	14,996	125,223
Portugal	1,334,620	3,472,173	1,370,825	3,652,074
Slovenia	266,578	1,453,931	311,875	992,024
Spain	6,210,090	19,019,780	5,497,370	15,881,379
Serbia	23,832	72,084	60,158	118,978
WESTERN EUROPE	26,158,262	73,605,405	26,155,836	72,065,834
Austria	144,469	503,238	192,352	501,475
Belgium	6,301,328	16,526,645	5,305,740	14,839,768
France	4,011,205	10,510,122	3,662,119	9,962,965
Germany	10,104,928	29,033,851	9,214,139	27,922,443
Luxembourg		2,796	2,166	3,454
Netherlands	5,475,803	16,748,250	7,674,011	18,508,250
Switzerland	120,529	280,504	105,310	327,481
EASTERN AFRICA	5,414,011	15,338,390	6,576,390	16,474,215
Burundi	1,224	2,065	1,471	1,471
Comoros	290,603	729,178	511,172	989,815
Djibouti	229,222	652,930	123,557	728,644
Eritrea	15,619	39,367		4,601
Ethiopia	6,920	30,680	3,693	67,652
Kenya	1,841,958	6,035,043	1,858,358	5,031,090
Madagascar	597,805	1,744,386	1,135,963	2,036,358
Malawi	21,042	58,376	22,326	49,508
Mauritius	247,521	789,402	218,168	901,904
Mayotte		23,619		3,074
Mozambique	952,406	1,818,072	1,035,228	3,134,854
Reunion	84,714	184,296	66,375	211,735
Rwanda	1,706	3,464	1,181	13,898
Seychelles	38,001	93,310	12,832	73,781
Somalia	115,030	384,024	503,848	869,779
Uganda	9,313	19,761	8,856	43,349
U.R.of Tanzania	845,092	2,428,334	1,041,923	2,216,734
Zambia	13,371	65,514	9,498	16,584
Zimbabwe	102,466	236,569	21,941	79,385
MIDDLE AFRICA	807,901	1,882,933	667,887	1,852,956

Contd.

10.12 Exports by Areas and Countries/Territories

(In Thousand Rupees)

COMMODITIES	SEPTEMBER, 2014	CUMULATIVE FROM JULY,2014	SEPTEMBER, 2013	CUMULATIVE FROM JULY,2013
Angola	655,340	1,342,614	286,961	971,395
Cameroon	124,432	350,401	172,338	373,056
Chad			2,418	3,305
Congo, Republic of	8,590	39,460		17,775
D.R.of Congo	19,540	80,072	158,671	379,061
Equatorial G.(Ri.Mi)				7,724
Gabon		70,387	47,499	100,641
NORTHERN AFRICA	2,189,094	6,322,742	2,028,588	6,762,475
Algeria	236,442	665,457	240,915	904,868
Egypt(U.A.R.)	1,292,490	3,585,766	1,089,284	3,370,716
Libya	54,271	135,323	74,738	271,346
Morocco	81,920	353,759	144,533	433,797
Sudan	319,029	846,614	330,056	1,135,577
Tunisia	204,942	735,823	148,625	645,442
Western Sahara(Ri.De)			437	729
SOUTHERN AFRICA	3,172,729	6,829,720	3,047,562	7,781,650
Botswana	47,441	104,681	49,531	126,239
Lesotho	42,566	124,818	112,260	300,527
Namibia	2,108	22,721	7,001	27,789
South Africa	3,080,614	6,577,500	2,878,712	7,326,961
Swaziland			58	134
WESTERN AFRICA	2,385,367	5,228,253	1,779,648	5,761,200
Benin	171,859	586,348	548,113	1,819,897
Burkina Faso(Fr.Up.V)		2,493		
Cape Verde			1,528	3,709
Co,te d,Ivoire(Fr.Iv)	149,088	368,978	233,398	410,442
Gambia	90,451	378,967	90,431	228,455
Ghana	369,096	477,188	90,484	227,944
Guinea	9,303	44,743	10,186	463,676
Guinea-Bissau	82,310	252,777	1,591	1,591
Liberia	8,506	23,033	8,932	63,572
Mali			1,165	1,203
Mauritania	185,635	558,828	106,471	700,621
Niger	496	979		17,016
Nigeria	704,433	1,580,079	575,092	1,416,561
Senegal	508,994	631,725	63,284	178,421
Sierra Leone	83,778	281,414	20,407	52,589
Togo	21,418	40,702	28,564	175,500
EASTERN ASIA	29,389,635	83,968,146	48,561,679	114,692,136
China	20,076,279	52,393,827	25,525,012	72,234,336
Hong Kong S.A.Re.Chi	2,907,578	7,698,245	3,692,198	10,276,899
Japan	1,561,341	4,467,314	3,241,791	5,889,332
Korea D.P.Republic	401	1,467		6,249
Korea, Republic of	2,851,707	11,892,018	10,898,299	16,672,626
Macao.China	746	1,899	546	1,705
Mongolia	809	8,061		3,806
O.Asia(Tai.For.Pe.Ki)	1,990,775	7,505,315	5,203,833	9,607,184
SOUTH-CENTRAL ASIA	34,751,737	86,978,159	32,789,385	91,732,227
Afghanistan	19,466,645	50,669,636	16,970,623	51,986,518
Bangladesh	7,226,408	17,434,949	6,403,757	18,176,998
India	4,729,255	10,597,202	6,407,164	12,851,103
Iran (Islamic R.)	269,952	679,562	300,312	1,313,635
Kazakstan	58,170	153,126	15,777	76,464
Kyrgyzstan/Kyrgyz R.	14,574	29,301	1,411	14,082
Maldives	63,336	195,819	107,975	296,762

Contd.

10.12 Exports by Areas and Countries/Territories

(In Thousand Rupees)

COMMODITIES	SEPTEMBER, 2014	CUMULATIVE FROM JULY,2014	SEPTEMBER, 2013	CUMULATIVE FROM JULY,2013
Nepal	8,518	23,540	10,859	21,486
Sri Lanka	2,651,197	6,546,043	2,459,838	6,652,084
Tajikistan	109,356	387,577	29,499	196,225
Turkmenistan	154,326	239,202	11,472	43,547
Uzbekistan		22,202	70,697	103,326
SOUTH-EASTERN ASIA	11,121,750	26,240,225	9,647,243	24,800,863
Brunei Darussalam	6,760	11,799	4,989	10,547
Cambodia Fr.Kampuche	266,475	800,677	476,903	1,373,491
Indonesia	1,432,530	3,176,652	1,790,742	3,335,264
Lao People's D.R.	12,263	24,769	9,719	14,363
Malaysia	1,003,664	3,295,808	1,223,889	4,685,184
Myanmar	178,887	335,879	124,947	375,049
Philippines	376,299	1,238,330	1,302,954	3,656,438
Singapore	3,689,957	8,649,107	795,183	1,929,586
Thailand	1,246,901	2,757,639	828,566	2,524,711
Viet Nam	2,908,014	5,949,564	3,089,350	6,896,229
WESTERN ASIA	27,077,703	71,082,564	58,183,521	114,662,719
Armenia		1,485	67	1,467
Azerbaijan	415,263	886,132	823,866	1,701,340
Bahrain	704,811	1,823,271	1,033,188	2,787,479
Cyprus	38,080	85,459	48,347	85,091
Georgia	37,129	89,179	58,001	154,024
Iraq	214,358	781,706	210,236	460,362
Jordan	507,860	1,259,431	332,264	1,027,354
Kuwait	707,957	2,185,149	983,285	2,504,761
Lebanon	265,503	681,534	307,896	832,845
Oman	1,383,617	3,572,540	1,662,895	5,981,467
Qatar	540,671	1,870,143	658,475	2,261,938
Saudi Arabia	4,001,979	10,688,128	3,680,042	11,166,003
Syrian Arab Republic	231,375	369,355	179,849	375,428
Turkey	2,938,357	8,895,339	4,082,913	10,799,243
United Arab Emirates	14,231,391	35,909,300	43,518,919	72,510,208
Yemen	859,351	1,984,414	603,278	2,013,709
AUSTRALIA AND NEW ZEALAND	1,896,595	5,098,897	10,771,724	14,247,826
Australia	1,455,900	4,060,068	10,413,532	13,296,328
New Zealand	440,695	1,038,829	358,192	950,799
Norfolk Island				699
MELANESIA	46,885	98,684	35,880	82,402
Fiji	34,520	73,187	33,968	70,592
New Caledonia	1,971	1,971		1,557
Papua New Guinea	10,394	23,420	1,516	5,133
Vanuatu		106	395	5,120
MICRONESIA		56	1,255	1,450
Guam		56	1,255	1,450
POLYNESIA		4,929	1,358	1,368
Cook Islands		17	703	703
French Polynesia		4,912	656	666

10.13 Re-Exports by Areas and Countries/Territories

(In Thousand Rupees)

COMMODITIES	SEPTEMBER, 2014	CUMULATIVE FROM JULY, 2014	SEPTEMBER, 2013	CUMULATIVE FROM JULY, 2013
NORTHERN AFRICA	152	2,696		
Egypt(U.A.R.)	152	1,314		
Libya		1,382		
SOUTHERN AFRICA		15,880		1
South Africa		15,870		
Swaziland		10		1
WESTERN AFRICA	3,884	4,409		
Guinea		106		
Liberia		302		
Nigeria	3,884	3,884		
Senegal		118		
EASTERN ASIA	131,374	923,841	47,747	85,691
China	45,836	611,623	11,931	36,372
Hong Kong S.A.Re.Chi	36,005	140,231	18,756	20,355
Japan	33,717	93,672	14,271	26,162
Korea, Republic of	15,277	76,048	186	186
O.Asia(Tai.For.Pe.Ki	540	2,267	2,603	2,616
SOUTH-CENTRAL ASIA	19,958	32,736	31,578	56,721
Afghanistan				8,898
Bangladesh			4,965	4,970
India	16,372	25,822	26,613	42,767
Iran (Islamic R.)		2,991		
Kazakstan		98		86
Sri Lanka	3,586	3,826		
SOUTH-EASTERN ASIA	141,256	511,674	83,017	224,519
Indonesia		1,161		805
Malaysia	21,698	63,394	15,565	18,683
Philippines	627	6,689		175
Singapore	71,891	366,540	65,028	201,946
Thailand	47,039	73,891	2,424	2,909
WESTERN ASIA	409,176	1,283,270	195,863	577,746
Azerbaijan		11,272		9,329
Bahrain		94		180
Iraq		1,192		
Jordan				101,600
Kuwait	146	16,864		1,687
Oman		6,383		13
Qatar	38,402	100,385	1,568	3,656
Saudi Arabia	8,343	22,820		93
Turkey	205	174,556		7,072
United Arab Emirates	355,033	934,976	192,302	448,663
Yemen	7,048	14,727	1,993	5,454
AUSTRALIA AND NEW ZEALAND	35	453		4
Australia	35	443		4
New Zealand		10		

10.14 Imports by Areas and Countries / Territories

(In Thousand Rupees)

TERRITORIES/COUNTRIES	SEPTEMBER,2014	CUMULATIVE FROM JULY,2014	SEPTEMBER,2013	CUMULATIVE FROM JULY,2013
GRAND TOTALS	464,876,264	1,254,083,888	399,041,611	1,149,931,517
LATIN AMERICA	65,355	158,811	17,020	79,388
Anguilla	854	854		
Aruba				25
Bahamas	2,235	3,806		
Barbados	1,082	1,082		452
Cayman Islands		10		
Cuba				9,217
Dominica		73	3,435	3,478
Dominican Republic	4,366	15,579		13,248
Haiti	5,237	6,010		
Jamaica	3,215	12,293	627	5,574
Montserrat	746	746		
Netherlands Antilles	3,374	42,414	5,484	6,130
Puerto Rico	24,771	49,290	2,697	24,780
St.Kitts and Nevis		28	98	98
Trinidad and Tobago	19,473	26,626	4,679	16,385
CENTRAL AMERICA	356,448	1,365,377	494,479	1,254,546
Belize	816	85,222	4	99,967
Costa Rica	3,703	30,097	579	3,710
El Salvador	14	46	2,490	2,490
French West Indies		1,058	1,120	1,120
Guatemala	67,998	119,995	37,136	103,584
Honduras	3,586	7,441	141	14,950
Mexico	280,330	1,115,621	449,240	1,024,947
Nicaragua		5,882	490	493
Panama		16	3,277	3,284
SOUTH AMERICA	9,983,990	22,366,330	2,874,818	8,876,459
Argentina	5,723,057	15,802,775	1,744,372	4,858,574
Bolivia	6,752	11,230	587	599
Bouvet Island		1,088		25
Brazil	3,569,875	5,169,282	898,551	2,663,632
Chile	565,257	1,008,235	183,956	1,238,199
Colombia	19,524	52,417	11,829	22,787
Ecuador	10,842	10,842		37
French Guiana	4,389	6,266		1
Guyana		6,412	265	265
Paraguay	8,695	92,396	3,195	3,195
Peru	10,873	63,355	13,285	47,663
S.Georgia S.Sandw.Is				5,155
Suriname				3,593
Uruguay	64,725	142,032	18,779	32,702
Venezuela,Bolivar. R				33
NORTH AMERICA	15,035,283	54,614,889	20,361,282	47,593,821
Bermuda				6
Canada	2,123,054	14,201,190	1,181,156	3,484,884
Greenland				225
U.S.America	12,912,229	40,413,699	19,180,127	44,108,706
EASTERN EUROPE	24,189,523	39,102,083	14,206,852	23,720,756
Belarus	425,553	1,153,005	243,759	654,033
Bulgaria	158,837	332,565	38,005	222,798
Czech Republic	127,551	947,878	217,863	603,413
Hungary	247,643	606,541	174,707	494,459
Poland	746,614	2,018,302	469,514	1,457,393
Republic of Moldova	407,569	407,569		
Romania	4,082,442	8,145,859	158,294	535,725
Russian Federation	3,576,098	7,099,742	4,293,214	7,209,559
Slovakia/Slovak R.	162,287	600,399	363,928	700,953
Ukraine	14,254,930	17,790,225	8,247,569	11,842,425
NORTHERN EUROPE	11,343,479	30,211,893	10,190,909	31,583,979

Contd.

10.14 Imports by Areas and Countries / Territories

(In Thousand Rupees)

TERRITORIES/COUNTRIES	SEPTEMBER,2014	CUMULATIVE FROM JULY,2014	SEPTEMBER,2013	CUMULATIVE FROM JULY,2013
Denmark	647,812	2,207,159	2,817,721	5,555,386
Estonia	41,590	74,739	9,079	46,091
Faeroe Islands		52		828
Finland	602,647	2,294,730	281,098	1,386,131
Iceland	2,241	4,877		15,074
Ireland	542,393	1,323,747	246,310	1,874,757
Latvia	329,821	690,098	107,300	167,340
Lithuania	16,318	112,718	29,223	2,345,033
Norway	110,468	376,403	90,689	305,653
Sweden	3,515,966	7,821,214	1,219,728	4,691,929
United Kingdom	5,534,223	15,306,157	5,389,760	15,195,758
SOUTHERN EUROPE	4,911,041	15,833,726	4,711,290	17,587,543
Albania		1,057	10	10
Bosnia & Herzegovina	3,695	4,086	838	1,864
Croatia	1,478	5,579	5,394	5,930
Fr.Yugoslav R.Macedo	59	59		
Gibraltar	934	1,313	1,736	1,736
Greece	77,803	216,048	73,829	148,393
Holy See			926	926
Italy	3,390,874	10,414,209	3,438,009	11,878,792
Malta	605	607	6	13,050
Portugal	69,199	260,601	129,548	323,353
San Marino		7,818		
Slovenia	11,907	88,509	32,215	81,112
Spain	1,056,325	3,815,984	669,552	3,836,587
Serbia	298,162	1,017,857	359,228	1,295,790
WESTERN EUROPE	23,590,019	66,064,717	27,690,126	78,811,044
Austria	1,067,869	3,142,109	783,539	2,253,514
Belgium	2,017,687	5,004,763	1,254,522	4,198,407
Europien Union	4,412,629	12,618,083	3,980,378	9,930,029
France	3,355,746	8,926,557	4,099,716	9,201,388
Germany	8,436,994	22,372,288	14,289,602	40,572,206
Liechtenstein	133	391		92
Luxembourg	10,365	227,359	32,108	59,079
Monaco		299		
Netherlands	2,164,457	5,495,299	1,462,281	5,722,450
Switzerland	2,124,140	8,277,568	1,787,979	6,873,878
EASTERN AFRICA	4,523,247	11,751,678	3,418,211	9,588,768
Burundi	146,867	351,556	99,025	267,411
Comoros	18,495	18,495	14,003	14,428
Djibouti	8,571	27,663	1,092	14,177
Eritrea	1,741	1,741	3,144	5,913
Ethiopia	384,950	670,163	256,648	701,103
Kenya	2,826,738	6,962,183	2,358,796	6,352,250
Madagascar	77,738	163,981	33,118	67,303
Malawi	82,554	120,034	11,028	148,508
Mauritius	24,023	343,904	5,371	8,748
Mayotte	1	8		
Mozambique	21,632	31,781	7,458	21,250
Reunion	354	354	121	121
Rwanda	217,603	532,671	129,725	349,810
Somalia	49,986	206,595	44,687	171,840
Uganda	87,987	232,425	86,582	180,775
U.R.of Tanzania	190,154	665,181	52,020	164,240
Zambia	369,321	1,355,488	299,977	1,035,530
Zimbabwe	14,531	67,455	15,416	85,362
MIDDLE AFRICA	28,926	51,599	9,096	69,826
Angola		10,761		
Cameroon	21,940	25,871	2,846	17,164
Central African R.		66	123	123
Chad	1,710	2,894	24	31,463
Congo, Republic of	184	2,857	3,646	15,067

Contd.

10.14 Imports by Areas and Countries / Territories

(In Thousand Rupees)

TERRITORIES/COUNTRIES	SEPTEMBER,2014	CUMULATIVE FROM JULY,2014	SEPTEMBER,2013	CUMULATIVE FROM JULY,2013
D.R.of Congo	361	361		1,937
Equatorial G.(Ri.Mi)	515	515		82
Gabon	4,216	8,275	1,456	2,990
Sao Tome & Principe			1,000	1,000
NORTHERN AFRICA	4,776,832	13,168,323	3,252,909	9,843,093
Algeria	5,872	8,133		
Egypt(U.A.R.)	2,398,033	5,067,296	1,104,310	2,478,404
Libya	41,175	103,996	17	5,820
Morocco	2,264,730	7,785,534	2,040,869	7,032,553
Sudan	663	10,997	8,254	85,596
Tunisia	66,358	192,306	99,459	240,619
Western Sahara(Ri.De)		61		101
SOUTHERN AFRICA	5,433,719	11,842,970	2,724,227	7,913,044
Botswana	19	403	50	50
Canary Islands	7,095	7,095		
Lesotho				3,211
Namibia		6,862	10,872	21,504
South Africa	5,351,592	11,665,644	2,540,256	7,577,814
Swaziland	75,013	162,967	173,049	310,465
WESTERN AFRICA	1,385,856	2,018,693	207,709	1,042,699
Benin	9,212	9,212	2,449	2,596
Burkina Faso(Fr.Up.V)		27,521	13	13
Co,te d,Ivoire(Fr.Iv)	17,690	83,924	4,223	125,008
Gambia	13,770	35,468	196	196
Ghana	73,354	152,571	14,825	55,985
Guinea	10,898	21,326	181	11,509
Guinea-Bissau			4,097	4,097
Liberia		2,098		18
Mali			22,053	88,073
Mauritania	589,383	608,167		
Nigeria	482,958	623,914	79,950	422,344
Senegal	67,579	151,225	23,258	213,564
Sierra Leone	7,352	10,758		4,491
St. Helena	6	6		
Togo	113,652	292,503	56,463	114,806
EASTERN ASIA	115,478,221	335,482,464	90,270,657	251,053,755
China	88,052,708	261,522,025	60,079,399	163,924,961
Hong Kong S.A.Re.Chi	885,797	2,517,772	1,076,721	2,629,381
Japan	15,392,633	43,237,963	18,576,974	55,234,802
Korea D.P.Republic	266,134	984,341	213,914	785,175
Korea, Republic of	6,817,843	16,120,811	6,789,608	19,846,570
Macao.China	130	6,397	34	58
Mongolia		3,088		
O.Asia(Tai.For.Pe.Ki)	4,062,976	11,090,067	3,534,009	8,632,808
SOUTH-CENTRAL ASIA	23,055,199	59,435,239	20,142,605	49,465,595
Afghanistan	4,467,100	8,949,009	3,443,464	7,493,194
Bangladesh	459,605	1,424,156	231,772	1,260,726
Bhutan	9	12		
India	14,974,776	42,297,638	15,045,551	35,785,915
Iran (Islamic R.)	2,440,204	4,675,765	763,463	3,106,381
Kazakstan	71,465	149,596		31,312
Kyrgyzstan/Kyrgyz R.	3,029	6,655		159
Maldives			1,153	1,153
Nepal	6,105	38,089	185	9,024
Sri Lanka	519,950	1,409,857	508,440	1,425,609
Tajikistan	8	1,180	788	1,325
Turkmenistan	100,032	448,478	147,786	317,674
Uzbekistan	12,916	34,804	4	33,123
SOUTH-EASTERN ASIA	48,820,959	132,412,507	34,646,563	110,044,115
Brunei Darussalam			129	129
Cambodia Fr.Kampuche	888	6,886	1,907	10,507
Indonesia	20,367,471	54,356,455	7,794,063	24,871,888

Contd.

10.14 Imports by Areas and Countries / Territories

(In Thousand Rupees)

TERRITORIES/COUNTRIES	SEPTEMBER,2014	CUMULATIVE FROM JULY,2014	SEPTEMBER,2013	CUMULATIVE FROM JULY,2013
Lao People's D.R.		359		1,973
Malaysia	10,527,178	29,545,653	16,278,791	50,730,251
Myanmar	15,726	47,272	53,613	204,653
Philippines	405,477	1,489,060	276,974	1,000,779
Singapore	9,107,914	25,011,979	3,612,708	14,719,815
Thailand	7,286,729	18,683,325	5,782,146	15,899,323
Viet Nam	1,109,575	3,271,519	846,234	2,604,797
WESTERN ASIA	167,807,172	448,597,195	161,719,053	494,003,203
Armenia	700	2,377		
Bahrain	501,880	1,698,891	638,998	1,131,383
Cyprus	7,153	48,838	3,090	37,881
Georgia	1,872	15,936	775	775
Iraq	41,293	66,979	274	17,154
Jordan	243,870	584,443	104,357	370,493
Kuwait	26,481,898	79,357,867	29,689,416	90,493,058
Lebanon	97,980	163,229	38,945	69,678
Oman	10,461,865	22,440,034	9,865,423	32,098,895
Qatar	1,878,369	3,847,086	1,580,948	3,372,414
Saudi Arabia	42,283,222	110,579,130	45,327,961	106,350,113
Syrian Arab Republic	26,619	33,569	995	12,301
Turkey	1,280,557	4,685,786	1,785,784	4,017,951
United Arab Emirates	83,843,428	224,394,834	72,681,074	256,022,132
Yemen	656,467	678,196	1,013	8,974
AUSTRALIA AND NEW ZEALAND	4,090,754	9,581,615	2,090,051	7,358,035
Australia	3,690,363	8,291,975	1,813,687	6,365,790
Christmas Islands	2,584	10,211		3,557
Cocos (Keeling) Is.	1,319	1,319	38	3,370
Heard/Mac Donald Is.		321	839	1,279
New Zealand	392,814	1,273,931	270,441	974,929
Norfolk Island	3,008	3,008	4,473	7,300
US.Minor Outlying Is	667	850	573	1,810
MELANESIA	48	226	768	2,042
New Caledonia	2	179		
Papua New Guinea				1,275
Solomon Islands	47	47		
Vanuatu			768	768
MICRONESIA	5	5		10,868
Kiribati				28
Marshall Islands				8,086
Micronesia,F.States				2,754
Palau(Fr.pacific Is)	5	5		
POLYNESIA	189	23,548	12,985	28,938
American Samoa		23,286	12,807	24,746
Cook Islands			178	812
French Polynesia		4		13
Johnston Island				1,872
Pitcairn	171	188		1,117
Tokelau				55
Tonga				322
Tuvalu	18	18		
Wallis & Futuna Is.		52		

10.15 Re-imports by Areas and Countries / Territories

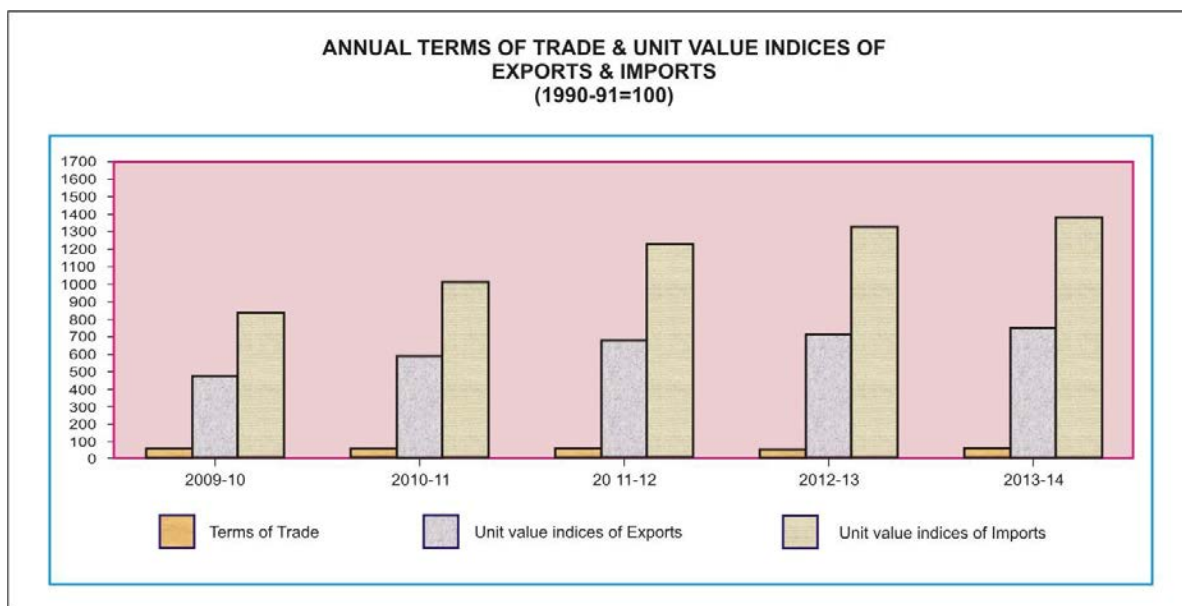
(In Thousand Rupees)

TERRITORIES/COUNTRIES	SEPTEMBER,2014	CUMULATIVE FROM JULY,2014	SEPTEMBER,2013	CUMULATIVE FROM JULY,2013
G R A N D T O T A L S	1,898,836	5,725,498		
LATIN AMERICA		5,584		
British Virgin Is.		5,584		
CENTRAL AMERICA	18,671	18,671		
Guatemala	18,671	18,671		
SOUTH AMERICA		7,865		
Brazil		6,683		
Uruguay		1,183		
NORTH AMERICA	703,005	1,884,975		
Canada	191,104	437,587		
U.S.America	511,901	1,447,388		
EASTERN EUROPE	6,073	36,836		
Hungary	205	205		
Poland	5,867	30,586		
Romania		479		
Ukraine		5,566		
NORTHERN EUROPE	51,369	206,621		
Denmark	2,021	6,002		
Finland	350	1,227		
Ireland		3,269		
Norway		2,812		
Sweden	7,126	49,933		
United Kingdom	41,872	143,378		
SOUTHERN EUROPE	31,930	136,994		
Italy	29,848	121,455		
Spain	2,083	15,539		
WESTERN EUROPE	80,131	264,932		
Belgium	13,041	23,648		
France	9,020	61,769		
Germany	39,789	136,534		
Netherlands	8,209	23,347		
Switzerland	10,072	19,634		
EASTERN AFRICA	5,903	22,726		
Ethiopia	5,903	22,726		
NORTHERN AFRICA	1,334	3,943		
Morocco	1,334	2,052		
Tunisia		1,891		
SOUTHERN AFRICA	98	98		
South Africa	98	98		
EASTERN ASIA	566,914	1,763,998		
China	253,614	876,985		
Hong Kong S.A.Re.Chi	23,630	81,406		
Japan	142,869	451,973		
Korea D.P.Republic	19,301	58,644		
Korea, Republic of	43,739	97,094		
O.Asia(Tai.For.Pe.Ki	83,761	197,897		
SOUTH-CENTRAL ASIA	115,540	319,068		
Bangladesh	3,078	12,341		
India	95,885	224,371		
Iran (Islamic R.)	1,445	1,445		
Sri Lanka	15,132	80,911		
SOUTH-EASTERN ASIA	174,951	631,818		
Brunei Darussalam		268		
Indonesia	117,604	478,197		
Malaysia	11,293	45,498		
Philippines		334		
Singapore	18,972	49,616		
Thailand	24,173	45,591		
Viet Nam	2,910	12,315		
WESTERN ASIA	94,138	306,539		
Bahrain	409	3,098		
Oman	1,008	3,177		
Saudi Arabia	28,457	57,266		
Syrian Arab Republic		2,354		
Turkey	6,233	26,574		
United Arab Emirates	58,030	214,071		
AUSTRALIA AND NEW ZEALAND	48,779	114,829		
Australia	48,779	114,829		

10.16 Annual and Quarterly Terms of Trade and Unit Value Indices of Exports and Imports (1990-91=100)

Year/ Quarter	Terms of Trade	Unit Value Indices of Exports	Unit Value Indices of Imports
2009-10	56.94	478.07	839.60
2010-11	58.55	593.19	1013.10
2011-12	55.08	679.44	1233.49
2012-13	53.81	715.45	1329.56
2013-14	54.27	752.86	1387.15
2010-11 Jul-Sep	59.91	552.97	923.01
Oct-Dec	60.25	584.51	970.12
Jan-Mar	57.34	596.46	1040.23
Apr-Jun	57.08	638.81	1119.05
2011-12 Jul-Sep	56.28	653.84	1161.73
Oct-Dec	54.96	673.48	1225.37
Jan-Mar	54.95	680.39	1238.16
Apr-Jun	54.26	710.06	1308.71
2012-13 Jul-Sep	53.94	684.66	1269.28
Oct-Dec	53.43	709.08	1327.23
Jan-Mar	53.91	728.42	1351.28
Apr-Jun	53.97	739.63	1370.44
2013-14 Jul-Sep	54.54	745.76	1367.33
Oct-Dec	54.61	745.57	1365.33
Jan-Mar	54.80	771.50	1407.91
Apr-Jun	53.17	748.62	1408.02
2014-15 Jul-Sep*	52.24	753.27	1441.98

* Provisional



10.17 Index Numbers of Unit Values of Exports by Groups (1990-91=100)

Year /Quarter	All groups	Food and Live animals	Beverages & Tobacco	Crude materials inedible except fuels	Mineral fuels & Lubricants	Chemicals	Manufactured goods	Machinery & Transport equipment	Misc. Manufactured articles
2009-10	478.07	693.35	629.08	573.05	1115.54	534.75	411.00	988.72	498.40
2010-11	593.19	747.72	804.61	647.55	1333.56	620.91	559.56	1286.13	558.25
2011-12	679.44	800.09	935.29	848.74	1500.63	739.66	641.15	1517.96	650.31
2012-13	715.45	884.48	1052.54	958.74	1615.08	876.11	689.62	1603.48	657.15
2013-14	752.86	954.07	1127.89	1009.57	1682.81	939.50	698.49	1650.17	700.75
2010-11 Jul-Sep	552.97	711.81	719.61	634.81	1330.51	571.93	504.00	1168.32	533.66
Oct-Dec	584.51	751.75	790.66	636.36	1351.72	592.57	548.28	1263.12	543.21
Jan-Mar	596.46	755.41	850.66	639.27	1297.10	651.58	575.38	1317.01	545.45
Apr-Jun	638.81	771.90	857.51	679.75	1354.90	667.54	610.58	1396.06	610.67
2011-12 Jul-Sep	653.84	803.38	897.76	758.78	1429.38	678.24	617.90	1431.44	635.65
Oct-Dec	673.48	780.21	923.77	818.80	1492.20	714.47	645.22	1523.11	645.05
Jan-Mar	680.39	787.46	953.20	904.77	1528.82	766.15	648.83	1549.50	652.21
Apr-Jun	710.06	829.32	966.43	912.66	1552.12	799.77	652.65	1567.78	668.31
2012-13 Jul-Sep	684.66	867.43	999.22	924.18	1562.79	809.02	656.98	1584.13	636.74
Oct-Dec	709.08	869.95	1036.60	944.56	1653.04	851.48	685.86	1590.79	658.79
Jan-Mar	728.42	899.09	1086.12	982.32	1620.06	921.14	705.07	1618.96	666.01
Apr-Jun	739.63	901.46	1088.20	983.88	1624.41	922.80	710.57	1620.03	667.06
2013-14 Jul-Sep	745.46	919.57	1098.87	1017.68	1634.63	934.11	713.43	1624.52	674.82
Oct-Dec	745.57	952.49	1154.15	1023.78	1640.93	928.01	698.36	1631.05	723.57
Jan-Mar	771.50	970.48	1164.01	1042.41	1659.59	941.60	719.23	1664.20	729.32
Apr-Jun	748.62	973.74	1094.54	954.39	1796.09	954.26	659.51	1680.9	675.29
2014-15 Jul-Sep*	753.27	1028	1123.85	928.05	1853.14	929.85	676.38	1722.41	692.43

* Provisional

10.18 Index Numbers of Unit Values of Imports by Groups (1990-91=100)

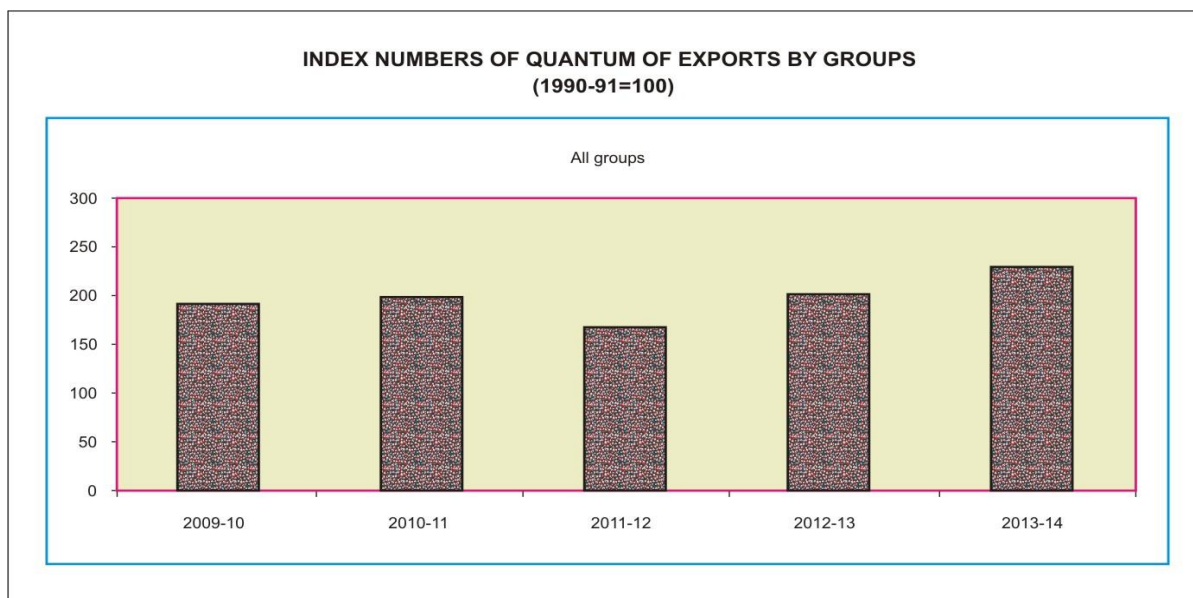
Year/Quarter	All groups	Food and Live animals	Beverages & Tobacco	Crude materials inedible except fuels	Mineral fuels & Lubricants	Animal or Veg. oils & Fats	Chemicals	Manufactured goods	Machinery & Transport equipment	Misc. manufactured articles
2009-10	839.60	689.76	961.43	677.43	975.40	881.02	725.54	612.77	965.15	964.44
2010-11	1013.10	743.82	1060.35	803.59	1255.86	1005.72	796.89	747.32	1183.62	1174.99
2011-12	1233.49	791.79	1230.10	881.00	1651.93	1240.29	897.56	823.33	1407.29	1274.46
2012-13	1329.56	802.28	1339.47	995.65	1720.77	1103.29	994.50	887.02	1738.91	1342.66
2013-14	1387.15	838.74	1446.20	1046.35	1757.91	1054.13	1098.60	899.66	1866.32	1458.63
2010-11 Jul-Sep	923.01	695.80	897.28	759.48	1085.96	867.68	770.08	675.64	1113.89	1097.68
Oct-Dec	970.12	727.87	1026.20	771.05	1128.38	956.15	773.31	727.65	1171.21	1170.63
Jan-Mar	1040.23	792.24	1104.22	841.89	1290.04	1085.82	814.67	791.58	1173.28	1197.23
Apr-Jun	1119.05	759.37	1123.70	841.94	1519.07	1113.24	829.51	794.40	1276.10	1234.40
2011-12 Jul-Sep	1161.73	780.37	1174.28	886.35	1546.57	1209.58	836.74	807.84	1297.42	1248.30
Oct-Dec	1225.37	786.64	1201.86	889.48	1674.49	1185.85	907.70	818.38	1350.77	1264.77
Jan-Mar	1238.16	819.33	1254.74	846.69	1651.53	1277.05	922.54	830.85	1386.86	1282.00
Apr-Jun	1308.71	780.82	1289.52	901.49	1735.14	1288.69	923.26	836.23	1594.10	1302.76
2012-13 Jul-Sep	1269.28	791.42	1310.88	925.57	1623.49	1189.26	939.61	875.46	1610.53	1323.94
Oct-Dec	1327.23	794.08	1328.36	995.64	1764.03	1111.45	1009.58	881.11	1680.20	1327.27
Jan-Mar	1351.28	800.25	1350.09	1017.46	1761.13	1048.35	989.23	877.44	1804.52	1345.00
Apr-Jun	1370.44	823.38	1368.54	1043.92	1734.43	1064.11	1039.59	914.05	1860.39	1374.43
2013-14 Jul-Sep	1367.33	839.00	1390.72	1064.30	1688.69	1075.42	1064.27	859.80	1865.31	1381.34
Oct-Dec	1365.33	840.48	1425.20	1052.01	1711.56	1054.23	1083.40	873.38	1875.71	1391.17
Jan-Mar	1407.91	849.44	1463.98	1072.34	1784.71	1061.03	1104.26	930.61	1937.80	1487.18
Apr-Jun	1408.02	826.03	1504.91	996.765	1846.69	1025.83	1142.45	934.85	1786.47	1574.82
2014-15 Jul-Sep*	1441.98	882.91	1551.52	1050.88	1810.84	1040.06	1218.48	993.38	1889.96	1701.41

* Provisional

10.19 Index Numbers of Quantum of Exports by Groups (1990-91=100)

Year/Quarter	All groups	Food and Live animals	Beverages & Tobacco	Crude materials inedible except fuels	Mineral fuels & Lubricants	Chemicals	Manufactured goods	Machinery & Transport equipment	Misc. manufactured articles
2009-10	191.74	259.95	271.16	198.39	348.10	963.70	185.42	1307.03	173.53
2010-11	198.41	286.92	314.18	199.10	333.36	1033.09	180.52	2806.15	198.34
2011-12	167.36	264.12	367.35	282.00	410.62	1301.40	157.00	2077.59	164.87
2012-13	202.86	242.21	238.64	343.79	37.89	992.45	191.87	2014.32	181.50
2013-14	229.80	280.96	175.45	447.47	409.09	1010.41	189.96	2056.66	226.38
2010-11 Jul-Sep	171.90	234.32	274.00	48.34	310.57	1052.36	168.17	2713.18	190.87
Oct-Dec	190.23	257.32	182.25	105.16	394.62	1244.86	181.35	2986.54	196.39
Jan-Mar	208.47	300.04	354.70	324.40	309.57	882.63	181.02	3404.45	203.65
Apr-Jun	223.05	356.00	445.76	318.50	318.66	952.51	191.55	2120.43	202.43
2011-12 Oct-Dec	169.87	245.98	350.96	342.16	405.61	1260.20	146.42	1741.42	145.37
Jan-Mar	181.51	273.36	342.68	403.10	392.32	1443.70	151.76	2986.15	158.70
Apr-Jun	194.44	310.16	437.04	124.69	446.65	1306.54	176.19	1889.30	187.37
2012-13 Jul-Sep	182.10	193.42	203.51	300.83	29.33	962.68	175.53	2240.25	165.88
Oct-Dec	201.62	219.24	268.01	357.97	6.46	948.78	196.72	2835.50	174.64
Jan-Mar	208.98	289.31	307.37	350.05	53.72	840.47	192.71	1390.01	179.90
Apr-Jun	218.73	266.88	175.65	366.29	62.03	1217.85	202.51	1591.51	205.57
2013-14 Jul-Sep	242.65	254.75	215.28	392.89	1298.61	1052.88	213.28	1226.96	241.61
Oct-Dec	220.69	279.96	59.50	463.12	4.22	691.05	190.14	911.18	229.81
Jan-Mar	218.37	336.65	69.11	350.89	247.03	1153.88	186.44	4061.10	208.14
Apr-Jun	237.48	252.47	357.92	582.97	86.50	1143.82	170.28	2027.38	225.97
2014-15 Jul-Sep*	201.64	189.93	90.87	389.05	361.14	952.31	183.05	4343.64	202.72

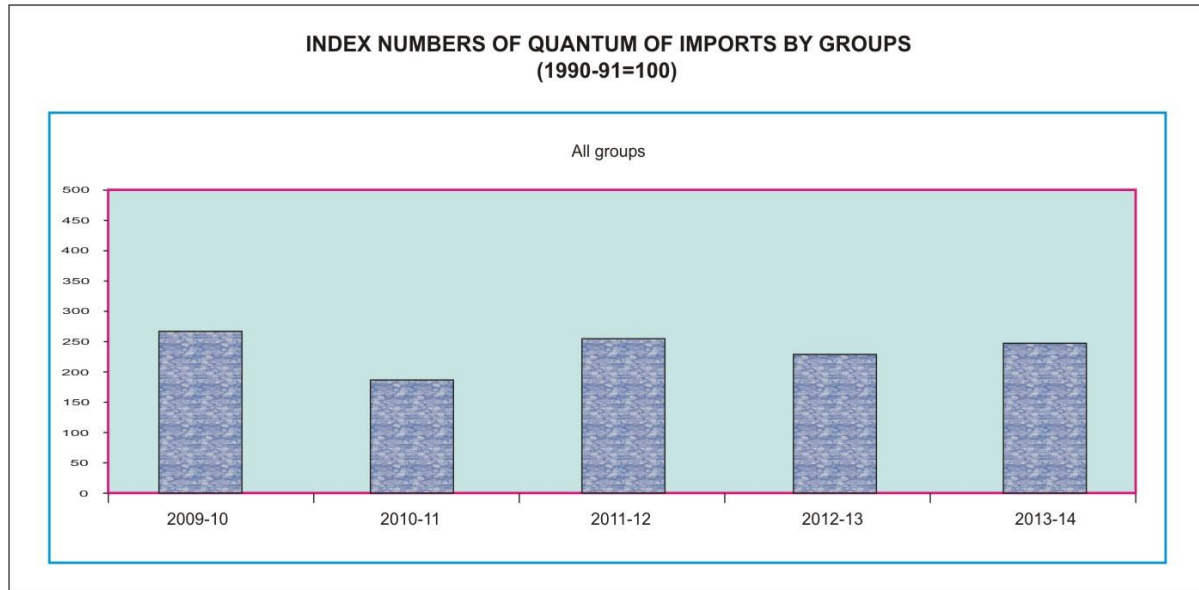
*Provisional



10.20 Index Numbers of Quantum of Imports by Groups (1990-91=100)

Year/Quarter	All groups	Food and Live animals	Beverages & Tobacco	Crude materials inedible except fuels	Mineral fuels & Lubricants	Animal or Veg. oils & Fats	Chemicals	Manufactured goods	Machinery & Transport equipment	Misc. manufactured articles
2009-10	273.50	161.65	372.35	535.52	228.17	154.83	257.08	228.29	363.58	283.04
2010-11	191.60	164.44	279.53	372.91	154.15	90.93	202.59	180.73	232.67	194.23
2011-12	256.47	321.01	371.65	473.88	197.46	121.87	290.92	241.91	280.01	288.73
2012-13	234.02	186.86	275.65	413.29	190.89	141.68	240.54	249.49	266.44	261.26
2013-14	249.40	162.10	317.18	491.04	185.66	182.37	253.03	312.32	283.06	286.91
2010-11 Jul-Sep	248.97	158.42	296.08	524.15	182.44	144.57	276.67	221.66	312.20	297.65
Oct-Dec	261.69	326.59	310.45	368.01	241.54	118.61	261.06	259.08	299.36	220.06
Jan-Mar	255.72	172.75	511.57	599.46	192.62	100.52	272.62	242.19	319.12	259.22
Apr-Jun	243.83	142.78	560.71	388.27	231.20	127.06	271.01	221.30	290.85	285.27
2011-12 Jul-Sep	240.84	277.16	347.08	300.55	194.84	114.21	304.19	247.39	261.99	225.28
Oct-Dec	265.20	330.05	344.55	647.69	194.63	119.56	315.83	235.90	261.50	260.87
Jan-Mar	246.02	383.47	403.56	497.72	188.47	102.72	277.36	223.66	241.95	398.43
Apr-Jun	273.80	293.36	391.41	449.55	211.89	151.00	266.31	260.67	354.59	270.34
2012-13 Jul-Sep	233.97	153.48	320.06	335.17	199.90	165.49	246.32	226.37	289.12	221.18
Oct-Dec	229.54	203.59	244.78	355.04	192.53	115.62	250.79	260.53	247.53	297.57
Jan-Mar	223.34	205.75	273.94	531.28	168.62	148.57	209.02	245.75	221.78	281.19
Apr-Jun	249.22	184.62	263.80	431.66	202.50	137.03	256.03	265.29	307.32	245.10
2013-14 Jul-Sep	218.67	122.34	261.56	396.94	181.66	174.34	244.11	206.78	263.81	229.50
Oct-Dec	268.58	171.23	341.53	584.51	196.34	167.22	261.77	508.73	227.47	235.11
Jan-Mar	257.81	167.02	354.12	578.98	169.03	175.06	258.74	280.99	321.79	278.09
Apr-Jun *	252.54	187.81	311.51	403.73	195.6	212.84	247.49	252.77	319.16	305.94
2014-15 Jul-Sep*	302.77	322.99	416.31	354.13	197.29	189.47	275.38	273.72	521.40	302.25

*Provisional



10.21 Trade in Services (Summary)

July, 2014

Description	Rs. In Million Dollars in Thousands					
	* July, 2014		** June, 2014		% Change in July, 2014 over June, 2014	
	Rs	\$	Rs	\$	Rs	\$
Export of Services (TOTAL)	32,342.54	327,837.00	33,679.29	342,033.00	-3.97	-4.15
1. Manufacturing services on physical inputs owned by others	0.00	0.00	0.00	0.00	0.00	0.00
2. Maintenance and repair services n.i.e.	55.74	565.00	35.05	356.00	59.03	58.71
3. Transport	9,308.93	94,359.00	9,282.47	94,269.00	0.29	0.10
4. Travel	1,777.94	18,022.00	1,985.22	20,161.00	-10.44	-10.61
5. Construction services	176.89	1,793.00	696.27	7,071.00	-74.59	-74.64
6. Insurance and Pension services	220.59	2,236.00	216.04	2,194.00	2.11	1.91
7. Financial services	413.07	4,187.00	505.34	5,132.00	-18.26	-18.41
8. Charges for the use of intellectual services	94.71	960.00	280.83	2,852.00	-66.27	-66.34
9. Telecommunication, Computer and information services	6,706.12	67,976.00	6,774.98	68,804.00	-1.02	-1.20
10. Other business services	8,965.51	90,878.00	7,267.53	73,806.00	23.36	23.13
11. Personal, cultural, and recreational services	82.18	833.00	67.16	682.00	22.36	22.14
12. Government services, n.i.e.	4,540.86	46,028.00	6,568.40	66,706.00	-30.87	-31.00
Import of Services (TOTAL)	59,513.81	603,256.00	66,855.67	678,959.00	-10.98	-11.15
1. Manufacturing services on physical inputs owned by others	0.00	0.00	0.00	0.00	0.00	0.00
2. Maintenance and repair services n.i.e.	903.97	9,163.00	902.26	9,163.00	0.19	0.00
3. Transport	32,755.32	332,021.00	30,333.91	308,059.00	7.98	7.78
4. Travel	11,122.69	112,744.00	8,649.13	87,837.00	28.60	28.36
5. Construction services	2.76	28.00	157.06	1,595.00	-98.24	-98.24
6. Insurance and Pension services	1,617.54	16,396.00	1,326.07	13,467.00	21.98	21.75
7. Financial services	985.75	9,992.00	777.50	7,896.00	26.78	26.55
8. Charges for the use of intellectual services	512.31	5,193.00	2,755.43	27,983.00	-81.41	-81.44
9. Telecommunication, Computer and information services	2,419.10	24,521.00	3,743.55	38,018.00	-35.38	-35.50
10. Other business services	6,593.85	66,838.00	12,314.60	125,062.00	-46.46	-46.56
11. Personal, cultural, and recreational services	36.40	369.00	95.41	969.00	-61.85	-61.92
12. Government services, n.i.e.	2,564.12	25,991.00	5,800.75	58,910.00	-55.80	-55.88

* Provisional figures based on figures provided by the State Bank of Pakistan.

Source: State Bank of Pakistan.

** Revised by SBP

Note:- SBP has switched over from BPM- to BPM 6th addition from July, 2014.

Note:- Dollar value is converted into Rupees on monthly average exchange rate provided by SBP.

July, 2014 (1\$=Rs. 98.654342), June, 2014 (1\$=Rs. 98.467899) and July, 2013 (1\$=Rs. 100.475364) respectively.

10.22 Export of Services by Sectors (Detail) (Monthly)

Description	Rs. in Millions Dollars in Thousands									
	* July, 2014		June, 2014		July, 2013		% Change in July, 2014 over			
							June, 2014		July, 2013	
	Rs	\$	Rs	\$	Rs	\$	Rs	\$	Rs	\$
Services	32342.54	327837.00	33679.29	342033.00	34260.53	340984.00	-3.97	-4.15	-1.70	0.31
1.Manufacturing services on physical inputs owned by others	0.00	0.00	0.00	0.00	0.00	0.00	0.00	0.00	0.00	0.00
1.1 Goods for processing in reporting economy	0.00	0.00	0.00	0.00	0.00	0.00	0.00	0.00	0.00	0.00
1.2 Goods for processing abroad	0.00	0.00	0.00	0.00	0.00	0.00	0.00	0.00	0.00	0.00
2.Maintenance and repair services n.i.e.	55.74	565.00	35.05	356.00	22.81	227.00	59.03	58.71	53.66	56.83
3. Transport	9308.93	94359.00	9282.47	94269.00	10330.08	102812.00	0.29	0.10	-10.14	-8.31
3.1 Sea transport	2162.21	21917.00	2189.43	22235.00	1548.33	15410.00	-1.24	-1.43	41.41	44.29
3.1.1 Passenger	0.00	0.00	0.00	0.00	0.00	0.00	0.00	0.00	0.00	0.00
3.1.2 Freight	271.60	2753.00	271.08	2753.00	293.69	2923.00	0.19	0.00	-7.70	-5.82
3.1.3 Other	1890.61	19164.00	1918.35	19482.00	1254.64	12487.00	-1.45	-1.63	52.90	56.02
3.2 Air transport	7118.21	72153.00	7062.91	71728.00	8678.26	86372.00	0.78	0.59	-18.61	-16.95
3.1.1 Passenger	5050.41	51193.00	5038.11	51165.00	4911.94	48887.00	0.24	0.05	2.57	4.66
3.1.2 Freight	525.73	5329.00	524.74	5329.00	685.95	6827.00	0.19	0.00	-23.50	-21.94
3.1.3 Other	1542.07	15631.00	1500.06	15234.00	3080.37	30658.00	2.80	2.61	-51.30	-50.31
3.3 Road transport	23.28	236.00	16.94	172.00	2.71	27.00	37.43	37.21	525.09	537.04
3.3.1 Passenger	0.00	0.00	0.00	0.00	0.00	0.00	0.00	0.00	0.00	0.00
3.3.2 Freight	23.28	236.00	16.94	172.00	2.71	27.00	37.43	37.21	525.09	537.04
3.3.3 Other	0.00	0.00	0.00	0.00	0.00	0.00	0.00	0.00	0.00	0.00
3.4 Rail transport	0.00	0.00	12.01	122.00	0.00	0.00	-100.00	-100.00	0.00	0.00
3.4.1 Passenger	0.00	0.00	0.00	0.00	0.00	0.00	0.00	0.00	0.00	0.00
3.4.2 Freight	0.00	0.00	0.00	0.00	0.00	0.00	0.00	0.00	0.00	0.00
3.4.3 Other	0.00	0.00	12.01	122.00	0.00	0.00	-100.00	-100.00	0.00	0.00
3.5 Postal and courier services	5.23	53.00	1.18	12.00	100.78	1003.00	343.22	341.67	-98.83	-98.80
3.6 Electricity transmission	0.00	0.00	0.00	0.00	0.00	0.00	0.00	0.00	0.00	0.00
3.7 Other supporting and auxiliary transport service	0.00	0.00	0.00	0.00	0.00	0.00	0.00	0.00	0.00	0.00
4. Travel	1777.94	18022.00	1985.22	20161.00	2232.06	22215.00	-10.44	-10.61	-11.06	-9.25
4.1 Business	31.17	316.00	0.00	0.00	77.67	773.00	100.00	100.00	-100.00	-100.00
4.1.1 Acquisition of goods and services by border, seasonal, and other short-term workers	0.00	0.00	0.00	0.00	0.00	0.00	0.00	0.00	0.00	0.00
4.1.2 Other	31.17	316.00	0.00	0.00	77.67	773.00	100.00	100.00	-100.00	-100.00
4.2 Personal	1746.77	17706.00	1985.22	20161.00	2154.39	21442.00	-12.01	-12.18	-7.85	-5.97
4.2.1 Health-related expenditure	6.41	65.00	9.16	93.00	3.62	36.00	-30.02	-30.11	153.04	158.33
4.2.2 Education-related expenditure	18.84	191.00	29.84	303.00	13.56	135.00	-36.86	-36.96	120.06	124.44
4.2.3 Other	1721.52	17450.00	1946.22	19765.00	2137.21	21271.00	-11.55	-11.71	-8.94	-7.08
4.2.3.1 Religious travel	0.00	0.00	11.72	119.00	0.00	0.00	-100.00	-100.00	0.00	0.00
4.2.3.2 Other	1721.52	17450.00	1934.50	19646.00	2137.21	21271.00	-11.01	-11.18	-9.48	-7.64
5.Construction services	176.89	1793.00	696.27	7071.00	290.78	2894.00	-74.59	-74.64	139.45	144.33
5.1 Construction abroad	176.89	1793.00	696.27	7071.00	290.78	2894.00	-74.59	-74.64	139.45	144.33
5.2 Construction in the compiling economy	0.00	0.00	0.00	0.00	0.00	0.00	0.00	0.00	0.00	0.00
6. Insurance and Pension services	220.59	2236.00	216.04	2194.00	980.24	9756.00	2.11	1.91	-77.96	-77.51
6.1 Direct Insurance	46.37	470.00	18.12	184.00	228.68	2276.00	155.91	155.43	-92.08	-91.92
6.1.1 Life insurance	0.20	2.00	0.00	0.00	0.10	1.00	100.00	100.00	-100.00	-100.00
6.1.2 Freight insurance	2.27	23.00	5.22	53.00	5.73	57.00	-56.51	-56.60	-8.90	-7.02
6.1.3 Other direct insurance	43.90	445.00	12.90	131.00	222.85	2218.00	240.31	239.69	-94.21	-94.09
6.2 Reinsurance	174.22	1766.00	197.92	2010.00	751.56	7480.00	-11.97	-12.14	-73.67	-73.13
6.3 Auxiliary insurance services	0.00	0.00	0.00	0.00	0.00	0.00	0.00	0.00	0.00	0.00
6.4 Pension and standardized guarantee services	0.00	0.00	0.00	0.00	0.00	0.00	0.00	0.00	0.00	0.00

Contd.

10.22 Export of Services by Sectors (Detail) (Monthly)

Description	Rs. in Millions Dollars in Thousands									
	* July, 2014		June, 2014		July, 2013		% Change in July, 2014 over			
	Rs	\$	Rs	\$	Rs	\$	June, 2014		July, 2013	
							Rs	\$	Rs	\$
7. Financial services	413.07	4187.00	505.34	5132.00	615.92	6130.00	-18.26	-18.41	-17.95	-16.28
7.1 Explicitly charged and other financial services	413.07	4187.00	505.34	5132.00	443.00	4409.00	-18.26	-18.41	14.07	16.40
7.2 Financial intermediation service charges indirectly measured (FISIM)	0.00	0.00	0.00	0.00	172.92	1721.00	0.00	0.00	-100.00	-100.00
8. Charges for the use of intellectual services	94.71	960.00	280.83	2852.00	15.57	155.00	-66.27	-66.34	1703.66	1740.00
9. Telecommunication, Computer and information services	6706.12	67976.00	6774.98	68804.00	6234.91	62054.00	-1.02	-1.20	8.66	10.88
9.1 Telecommunications services	3610.74	36600.00	3861.02	39211.00	3012.26	29980.00	-6.48	-6.66	28.18	30.79
9.1.1 Call centres	293.69	2977.00	467.23	4745.00	299.12	2977.00	-37.14	-37.26	56.20	59.39
9.1.2 Telecommunication services	3317.05	33623.00	3393.79	34466.00	2713.14	27003.00	-2.26	-2.45	25.09	27.64
9.2 Computer services	3091.53	31337.00	2910.02	29553.00	3214.21	31990.00	6.24	6.04	-9.46	-7.62
9.2.1 Hardware consultancy services	43.01	436.00	8.86	90.00	43.81	436.00	385.44	384.44	-79.78	-79.36
9.2.2 Software consultancy services	469.89	4763.00	567.18	5760.00	478.56	4763.00	-17.15	-17.31	18.52	20.93
9.2.3 Maintenance & repairs of computer	4.74	48.00	0.69	7.00	4.82	48.00	586.96	585.71	-85.68	-85.42
9.2.4 Export / Import of Computer Software	2292.53	23238.00	1929.18	19592.00	2334.85	23238.00	18.83	18.61	-17.37	-15.69
9.2.5 Other Computer services	281.36	2852.00	404.11	4104.00	352.17	3505.00	-30.38	-30.51	14.75	17.09
9.3 Information services	3.85	39.00	3.94	40.00	8.44	84.00	-2.28	-2.50	-53.32	-52.38
9.3.1 News agency services	3.85	39.00	1.58	16.00	4.92	49.00	143.67	143.75	-67.89	-67.35
9.3.2 Other information services	0.00	0.00	2.36	24.00	3.52	35.00	-100.00	-100.00	-32.95	-31.43
10. Other business services	8965.51	90878.00	7267.53	73806.00	6614.59	65833.00	23.36	23.13	9.87	12.11
10.1 Research and development services	50.31	510.00	55.54	564.00	26.12	260.00	-9.42	-9.57	112.63	116.92
10.2 Professional and management consulting services	2592.04	26274.00	2127.50	21606.00	1362.45	13560.00	21.84	21.61	56.15	59.34
10.2.1 Legal, accounting, management consulting, and public relations	2444.26	24776.00	1660.76	16866.00	1168.03	11625.00	47.18	46.90	42.18	45.08
10.2.1.1 Legal services	204.02	2068.00	67.55	686.00	94.25	938.00	202.03	201.46	-28.33	-26.87
10.2.1.2 Accounting, auditing, bookkeeping, and tax consulting services	60.97	618.00	43.42	441.00	38.78	386.00	40.42	40.14	11.96	14.25
10.2.1.3 Business and management consulting and public relations services	2179.27	22090.00	1549.79	15739.00	1035.00	10301.00	40.62	40.35	49.74	52.79
10.2.2 Advertising, market research, and public opinion polling	147.78	1498.00	466.74	4740.00	194.42	1935.00	-68.34	-68.40	140.07	144.96
10.3 Technical, trade-related and other business services	6323.16	64094.00	5084.49	51636.00	5226.02	52013.00	24.36	24.13	-2.71	-0.72
10.3.1 Architectural, engineering, scientific and other technical services	389.39	3947.00	337.35	3426.00	736.48	7330.00	15.43	15.21	-54.19	-53.26
10.3.2 Waste treatment and de-pollution, agricultural and mining services	10.95	111.00	1.48	15.00	0.10	1.00	639.86	640.00	1380.00	1400.00
10.3.3 Operating leasing services	0.30	3.00	6.40	65.00	0.00	0.00	-95.31	-95.38	100.00	100.00
10.3.4 Trade-related services	23.68	240.00	8.07	82.00	24.11	240.00	193.43	192.68	-66.53	-65.83
10.3.5 Other business services n.i.e.	5898.84	59793.00	4731.19	48048.00	4465.33	44442.00	24.68	24.44	5.95	8.11
11. Personal, cultural, and recreational services	82.18	833.00	67.16	682.00	184.68	1838.00	22.36	22.14	-63.63	-62.89
11.1 Audiovisual and related services	77.25	783.00	36.73	373.00	52.25	520.00	110.32	109.92	-29.70	-28.27
11.1.1 Audiovisual services	47.65	483.00	36.73	373.00	52.25	520.00	29.73	29.49	-29.70	-28.27
11.1.2 Artistic related services	29.60	300.00	0.00	0.00	0.00	0.00	100.00	100.00	100.00	100.00
11.2 Other personal, cultural, and recreational services	4.93	50.00	30.43	309.00	132.43	1318.00	-83.80	-83.82	-77.02	-76.56
12. Government services, n.i.e.	4540.86	46028.00	6568.40	66706.00	6738.89	67070.00	-30.87	-31.00	-2.53	-0.54
12.1 Embassies and consulates	2247.25	22779.00	1728.90	17558.00	3818.47	38004.00	29.98	29.74	-54.72	-53.80
12.2 Military units and agencies	121.64	1233.00	3193.90	32436.00	414.56	4126.00	-96.19	-96.20	670.43	686.14
12.3 Other	2171.97	22016.00	1645.60	16712.00	2505.86	24940.00	31.99	31.74	-34.33	-32.99

* Provisional ** Revised

Source: State Bank of Pakistan.

Note: 1. The data are presented as per 6(EBOPS0.002010) classification aligned with MSITS0.00 2010 classification

10.24 Import of Services by Sectors (Detail) (Monthly)

Description	Rs. in Millions Dollars in Thousands									
	* July, 2014		June, 2014		July, 2013		% Change in July, 2014 over			
	Rs	\$	Rs	\$	Rs	\$	June, 2014		July, 2013	
Services	59513.81	603256.00	66855.67	678959.00	56765.38	564968.00	-10.98	-11.15	17.78	20.18
1.Manufacturing services on physical inputs owned by others	0.00	0.00	0.00	0.00	0.00	0.00	0.00	0.00	0.00	0.00
1.1 Goods for processing in reporting economy	0.00	0.00	0.00	0.00	0.00	0.00	0.00	0.00	0.00	0.00
1.2 Goods for processing abroad	0.00	0.00	0.00	0.00	0.00	0.00	0.00	0.00	0.00	0.00
2.Maintenance and repair services n.i.e.	903.97	9163.00	902.26	9163.00	264.25	2630.00	0.19	0.00	241.44	248.40
3. Transport	32755.32	332021.00	30333.91	308059.00	31488.88	313399.00	7.98	7.78	-3.67	-1.70
3.1 Sea transport	22527.03	228343.00	20919.11	212446.00	20166.91	200715.00	7.69	7.48	3.73	5.84
3.1.1 Passenger	0.00	0.00	0.00	0.00	0.00	0.00	0.00	0.00	0.00	0.00
3.1.2 Freight	21161.36	214500.00	19920.15	202301.00	19405.21	193134.00	6.23	6.03	2.65	4.75
3.1.3 Other	1365.67	13843.00	998.96	10145.00	761.70	7581.00	36.71	36.45	31.15	33.82
3.2 Air transport	9853.21	99876.00	9045.84	91866.00	10965.28	109134.00	8.93	8.72	-17.50	-15.82
3.1.1 Passenger	3964.92	40190.00	3957.42	40190.00	7450.35	74151.00	0.19	0.00	-46.88	-45.80
3.1.2 Freight	2783.93	28219.00	1978.71	20095.00	2039.55	20299.00	40.69	40.43	-2.98	-1.00
3.1.3 Other	3104.36	31467.00	3109.71	31581.00	1475.38	14684.00	-0.17	-0.36	110.77	115.07
3.3 Road transport	227.59	2307.00	245.38	2492.00	166.49	1657.00	-7.25	-7.42	47.38	50.39
3.3.1 Passenger	0.00	0.00	0.00	0.00	0.00	0.00	0.00	0.00	0.00	0.00
3.3.2 Freight	221.77	2248.00	197.13	2002.00	166.49	1657.00	12.50	12.29	18.40	20.82
3.3.3 Other	5.82	59.00	48.25	490.00	0.00	0.00	-87.94	-87.96	100.00	100.00
3.4 Rail transport	119.37	1210.00	106.15	1078.00	89.62	892.00	12.45	12.24	18.44	20.85
3.4.1 Passenger	119.37	1210.00	106.15	1078.00	89.62	892.00	12.45	12.24	18.44	20.85
3.4.2 Freight	0.00	0.00	0.00	0.00	0.00	0.00	0.00	0.00	0.00	0.00
3.4.3 Other	0.00	0.00	0.00	0.00	0.00	0.00	0.00	0.00	0.00	0.00
3.5 Postal and courier services	28.12	285.00	17.43	177.00	100.58	1001.00	61.33	61.02	-82.67	-82.32
3.6 Electricity transmission	0.00	0.00	0.00	0.00	0.00	0.00	0.00	0.00	0.00	0.00
3.7 Other supporting and auxiliary transport service	0.00	0.00	0.00	0.00	0.00	0.00	0.00	0.00	0.00	0.00
4. Travel	11122.69	112744.00	8649.13	87837.00	7141.69	71079.00	28.60	28.36	21.11	23.58
4.1 Business	255.91	2594.00	285.36	2898.00	58.98	587.00	-10.32	-10.49	383.83	393.70
4.1.1 Acquisition of goods and services by border, seasonal, and other short-term workers	0.00	0.00	0.00	0.00	0.00	0.00	0.00	0.00	0.00	0.00
4.1.2 Other	255.91	2594.00	285.36	2898.00	58.98	587.00	-10.32	-10.49	383.83	393.70
4.2 Personal	10866.78	110150.00	8363.77	84939.00	7082.71	70492.00	29.93	29.68	18.09	20.49
4.2.1 Health-related expenditure	5.13	52.00	24.62	250.00	9.75	97.00	-79.16	-79.20	152.51	157.73
4.2.2 Education-related expenditure	2382.90	24154.00	2338.12	23745.00	1073.18	10681.00	1.92	1.72	117.87	122.31
4.2.3 Other	8478.75	85944.00	6001.03	60944.00	5999.78	59714.00	41.29	41.02	0.02	2.06
4.2.3.1 Religious travel	189.42	1920.00	341.78	3471.00	192.91	1920.00	-44.58	-44.68	77.17	80.78
4.2.3.2 Other	8289.33	84024.00	5659.25	57473.00	5806.87	57794.00	46.47	46.20	-2.54	-0.56
5.Construction services	2.76	28.00	157.06	1595.00	1.41	14.00	-98.24	-98.24	11039.01	11292.86
5.1 Construction abroad	0.00	0.00	0.00	0.00	0.00	0.00	0.00	0.00	0.00	0.00
5.2 Construction in the compiling economy	2.76	28.00	157.06	1595.00	1.41	14.00	-98.24	-98.24	11039.01	11292.86
6. Insurance and Pension services	1617.54	16396.00	1326.07	13467.00	2168.56	21583.00	21.98	21.75	-38.85	-37.60
6.1 Direct Insurance	758.85	7692.00	625.67	6354.00	632.69	6297.00	21.29	21.06	-1.11	0.91
6.1.1 Life insurance	90.37	916.00	0.00	0.00	4.72	47.00	100.00	100.00	-100.00	-100.00
6.1.2 Freight insurance	476.40	4829.00	567.77	5766.00	453.65	4515.00	-16.09	-16.25	25.16	27.71
6.1.3 Other direct insurance	192.08	1947.00	57.90	588.00	174.32	1735.00	231.74	231.12	-66.79	-66.11
6.2 Reinsurance	858.69	8704.00	694.59	7054.00	1535.87	15286.00	23.63	23.39	-54.78	-53.85
6.3 Auxiliary insurance services	0.00	0.00	5.81	59.00	0.00	0.00	-100.00	-100.00	0.00	0.00
6.4 Pension and standardized guarantee services	0.00	0.00	0.00	0.00	0.00	0.00	0.00	0.00	0.00	0.00

Contd.

10.24 Import of Services by Sectors (Detail) (Monthly)

Description	Rs. in Millions Dollars in Thousands									
	* July, 2014		June, 2014		July, 2013		% Change in July, 2014 over			
	Rs	\$	Rs	\$	Rs	\$	June, 2014		July, 2013	
							Rs	\$	Rs	\$
7. Financial services	985.75	9992.00	777.50	7896.00	836.16	8322.00	26.78	26.55	-7.02	-5.12
7.1 Explicitly charged and other financial services	985.75	9992.00	777.50	7896.00	736.79	7333.00	26.78	26.55	5.53	7.68
7.2 Financial intermediation service charges indirectly measured (FISIM)	0.00	0.00	0.00	0.00	99.37	989.00	0.00	0.00	-100.00	-100.00
8. Charges for the use of intellectual services	512.31	5193.00	2755.43	27983.00	421.29	4193.00	-81.41	-81.44	554.05	567.37
9. Telecommunication, Computer and information services	2419.10	24521.00	3743.55	38018.00	2318.37	23074.00	-35.38	-35.50	61.47	64.77
9.1 Telecommunications services	932.38	9451.00	1983.05	20139.00	1106.13	11009.00	-52.98	-53.07	79.28	82.93
9.1.1 Call centres	0.00	0.00	0.00	0.00	0.00	0.00	0.00	0.00	0.00	0.00
9.1.2 Telecommunication services	932.38	9451.00	1983.05	20139.00	1106.13	11009.00	-52.98	-53.07	79.28	82.93
9.2 Computer services	1307.56	13254.00	1610.34	16354.00	1072.78	10677.00	-18.80	-18.96	50.11	53.17
9.2.1 Hardware consultancy services	18.25	185.00	0.00	0.00	18.59	185.00	100.00	100.00	-100.00	-100.00
9.2.2 Software consultancy services	813.50	8246.00	1287.17	13072.00	828.52	8246.00	-36.80	-36.92	55.36	58.53
9.2.3 Maintenance & repairs of computer	34.92	354.00	40.86	415.00	35.57	354.00	-14.54	-14.70	14.87	17.23
9.2.4 Export / Import of Computer Software	114.64	1162.00	145.83	1481.00	116.75	1162.00	-21.39	-21.54	24.91	27.45
9.2.5 Other Computer services	326.25	3307.00	136.48	1386.00	73.35	730.00	139.05	138.60	86.07	89.86
9.3 Information services	179.16	1816.00	150.16	1525.00	139.46	1388.00	19.31	19.08	7.67	9.87
9.3.1 News agency services	110.30	1118.00	85.86	872.00	112.33	1118.00	28.46	28.21	-23.56	-22.00
9.3.2 Other information services	68.86	698.00	64.30	653.00	27.13	270.00	7.09	6.89	137.01	141.85
10. Other business services	6593.85	66838.00	12314.60	125062.00	9132.72	90895.00	-46.46	-46.56	34.84	37.59
10.1 Research and development services	5.62	57.00	18.02	183.00	3.42	34.00	-68.81	-68.85	426.90	438.24
10.2 Professional and management consulting services	560.55	5682.00	641.82	6518.00	674.59	6714.00	-12.66	-12.83	-4.86	-2.92
10.2.1 Legal, accounting, management consulting, and public relations	229.76	2329.00	392.20	3983.00	258.92	2577.00	-41.42	-41.53	51.48	54.56
10.2.1.1 Legal services	69.45	704.00	95.61	971.00	13.56	135.00	-27.36	-27.50	605.09	619.26
10.2.1.2 Accounting, auditing, bookkeeping, and tax consulting services	0.10	1.00	3.35	34.00	0.10	1.00	-97.01	-97.06	3250.00	3300.00
10.2.1.3 Business and management consulting and public relations services	160.21	1624.00	293.24	2978.00	245.26	2441.00	-45.37	-45.47	19.56	22.00
10.2.2 Advertising, market research, and public opinion polling	330.79	3353.00	249.62	2535.00	415.67	4137.00	32.52	32.27	-39.95	-38.72
10.3 Technical, trade-related and other business services	6027.68	61099.00	11654.76	118361.00	8454.71	84147.00	-48.28	-48.38	37.85	40.66
10.3.1 Architectural, engineering, scientific and other technical services	318.95	3233.00	2156.64	21902.00	2578.40	25662.00	-85.21	-85.24	-16.36	-14.65
10.3.2 Waste treatment and de-pollution, agricultural and mining services	0.00	0.00	4.63	47.00	0.00	0.00	-100.00	-100.00	0.00	0.00
10.3.3 Operating leasing services	472.36	4788.00	904.03	9181.00	961.25	9567.00	-47.75	-47.85	-5.95	-4.03
10.3.4 Trade-related services	5.82	59.00	1.58	16.00	5.93	59.00	268.35	268.75	-73.36	-72.88
10.3.5 Other business services n.i.e.	5230.55	53019.00	8587.88	87215.00	4909.13	48859.00	-39.09	-39.21	74.94	78.50
11. Personal, cultural, and recreational services	36.40	369.00	95.41	969.00	58.47	582.00	-61.85	-61.92	63.18	66.49
11.1 Audiovisual and related services	27.92	283.00	78.77	800.00	32.65	325.00	-64.56	-64.63	141.26	146.15
11.1.1 Audiovisual services	27.92	283.00	78.77	800.00	32.65	325.00	-64.56	-64.63	141.26	146.15
11.1.2 Artistic related services	0.00	0.00	0.00	0.00	0.00	0.00	0.00	0.00	0.00	0.00
11.2 Other personal, cultural, and recreational services	8.48	86.00	16.64	169.00	25.82	257.00	-49.04	-49.11	-35.55	-34.24
12. Government services, n.i.e.	2564.12	25991.00	5800.75	58910.00	2933.58	29197.00	-55.80	-55.88	97.74	101.77
12.1 Embassies and consulates	2188.45	22183.00	1382.69	14042.00	1362.45	13560.00	58.27	57.98	1.49	3.55
12.2 Military units and agencies	54.85	556.00	0.00	0.00	0.00	0.00	100.00	100.00	100.00	100.00
12.3 Other	320.82	3252.00	4418.06	44868.00	1571.13	15637.00	-92.74	-92.75	181.20	186.93

* Provisional ** Revised

Source: State Bank of Pakistan.

Note: 1. The data are presented as per 6(EBOPS0.002010) classification aligned with MSITS0.00 2010 classification

REGIONAL AND FIELD OFFICES OF PAKISTAN BUREAU OF STATISTICS

PUNJAB

Chief Statistical Officer,
Regional Office,
Pakistan Bureau of Statistics,
Gul Plaza, (1st & 2nd Floor),
I.J. Principal Road,
Near Pindora Chungi,
Rawalpindi
Phone: 051- 4411528
Fax 051 - 4410474

Statistical Officer (I/C),
Regional Office,
Pakistan Bureau of Statistics,
USAID Building,
Gurumangat Road,
Gulberg-III,
Lahore.
Phone & Fax:042-99263266
Email:lhrfbs@lhr.comsats.net.pk

Statistical Officer (I/C),
Regional Office,
Pakistan Bureau of Statistics,
House # 20, Block-T,
New Multan Colony, Rahim Chowk,
Masoom Shah Road,
Multan.
Phone & Fax:061-9220177
E-mail:muxfbs@brain.net.pk

Chief Statistical Officer,
Regional Office,
Pakistan Bureau of Statistics,
51-A, Satellite Town,
Gujranwala.
Phone & Fax: 055-9200418

Chief Statistical Officer,
Regional Office,
Pakistan Bureau of Statistics,
House # 04, Rehman Town,
Satyana Road,
Faisalabad.
Phone & Fax: 041-9220049
E-mail:fsdfbs@fsd.comsats.net.pk

Chief Statistical Officer,
Regional Office,
Pakistan Bureau of Statistics,
House # 100/27-C, Zaidi Road,
Satellite Town,
Sargodha
Phone & Fax:048-3220004

Chief Statistical Officer,
Regional Office,
Pakistan Bureau of Statistics,
House # 25/B.K.,
Satellite Town,
Bahawalpur.
Phone & Fax: 062-9250026

Statistical Officer(I/C),
Field Office,
Pakistan Bureau of Statistics,
Capital Road,
Near Masjid Abdur Rashid
Jinnah Town,
Sialkot.
Phone & Fax: 052 - 4262644
E-mail:sktfbs@skt.comsats.net.pk

Statistical Officer(I/C),
Field Office,
Pakistan Bureau of Statistics,
Building # 09-D-3(X)
Amar Colony,
Jhang Saddar.
Phone & Fax: 047-9200194

Statistical Officer(I/C),
Field Office.
Pakistan Bureau of Statistics,
House at Khasra #51/11/1/3/2
(G.F), Chak#9/W.B.(Behind
Cooperative Workshop),
Burawala Road,
Vehari.
Phone & Fax: 067-3364219

Statistical Officer (I/C),
Field Office,
Pakistan Bureau of Statistics,
House # 213/ D,
Mohallah Mir Abdullah Khan Rokri,
Mianwali.
Phone: 045-9231626
Fax: 045-9233700

Statistical Officer (I/C),
Field Office,
Pakistan Bureau of Statistics,
House # 79(GF), Block#C,
Street # 2, Khyaban-e-Sarwar,
Dera Ghazi Khan.
Phone: 064-9239056

Statistical Officer(I/C),
Field Office,
Pakistan Bureau of Statistics,
House # 7, (G.F.), Street #1,
Azam Town, Mud Darbari,
Rahim Yar Khan.
Phone & Fax: 068-5871754

Statistical Officer (I/C),
Field Office,
Pakistan Bureau of Statistics,
House # 43 B-7, Gulistan Colony,
Near Govt. Girls College
Sahiwal.
Phone: 040-9200242

Statistical Officer(I/C),
Field Office,
Pakistan Bureau of Statistics,
Building # 192, Khan Baba Road,
Bahawalnagar.
Phone & Fax: 063-9240049

SINDH:

Chief Statistical Officer,
Regional Office,
Pakistan Bureau of Statistics,
1-B, S.M.C.H. Society
Karachi.
Phone & Fax: 021- 34557933
Email:khifbs@khi.comsats.net.pk

Chief Statistical Officer,
Regional Office,
Pakistan Bureau of Statistics,
Bungalow # A-46, G.O.R. Colony,
Unit # 1, Latifabad,
Hyderabad.
Fax & Phone: 022-9200641

Chief Statistical Officer,
Regional Office,
Pakistan Bureau of Statistics,
Bungalow # 10-A,
Professor Housing Society,
Shikarpur Road,
Sukkur.
Phone & Fax: 071-5807132

Chief Statistical Officer,
Regional Office,
Pakistan Bureau of Statistics,
Building # 45/17, Ward "C",
Near Shah Latif Market,
Lohari Mohallah,
Larkana.
(Phone: 074-9410010)
Fax:074-4054438

Statistical Officer(I/C),
Field Office,
Pakistan Bureau of Statistics,
House # 180,
Um-e-Hain, Near satari
Cotton Factory, Ring Road
Mirpur Khas.
Phone & Fax: -0233-923096

Statistical Officer(I/C),
Field Office,
Pakistan Bureau of Statistics,
House # 68, Mubariak Colony,
Jam sahib Road,
Nawabshah.
Phone & Fax: 0244-9370311

Statistical Officer(I/C),
Field Office,
Pakistan Bureau of Statistics,
House # 199 Marakhpur,
Opp. DHO Office,
Sehwan Road, Dadu Town,
Dadu.
Phone & Fax: 025-9200345

Statistical Officer(I/C),
Field Office,
Pakistan Bureau of Statistics,
House # 292-I, 1st Family line,
Shah Abdul Latif Road,
Near Rifil Naka,
Jacobabad.
Phone : 0722-653403

KHYBER PAKHTOON KHWA

Chief Statistical Officer,
Regional Office,
Pakistan Bureau of Statistics,
State Life Insurance Building,
2nd Floor, 34-The Mall,
Peshawar Cantt.
Phone: 091-9213097
Fax – 091-9213098
E-mail: pshfbs@pes.comsats.net.pk

Chief Statistical Officer,
Regional Office,
Pakistan Bureau of Statistics,
Building #558-D,
Mohallah Ghazni Khel,
Bannu.
Phone & Fax: 0928-9270191

Statistical Officer (I/C),
Regional Office,
Pakistan Bureau of Statistics,
Shams-ur-Rehman Building,
Near Nadra Office, Rahimabad,
G.T. Road,
Mingora/Swat.
Phone: 0946-9240283

Chief Statistical Officer,
Regional Office,
Pakistan Bureau of Statistics,
Bungalow # 896, Mansehra Road,
Post office Jhangi,
Abbottabad.
Phone & Fax: 0992-9310231

Chief Statistical Officer,
Regional Office,
Pakistan Bureau of Statistics,
House # A-3,
Shah Jhan Sheed Town,
Near Coach Adda of Bannu
Dera Ismail Khan.
Phone:0966-9280279

BALOCHISTAN:

Chief Statistical Officer,
Regional Office,
Pakistan Bureau of Statistics,
Chandio House No.2,
Arbab Karam Khan Road,
Near Elementary College,
Quetta.
Phone: 081-9239804
Fax:081-2471126

Statistical Officer(I/C),
Field Office,
Pakistan Bureau of Statistics,
Dak Khana Road, Near Civil Hospital,
Singani Sar,
Turbat.
Phone: 0852-412267
Fax:0852-413383

Statistical Officer (I/C),
Field Office,
Pakistan Bureau of Statistics,
Haroon Market,
Opp:Girls High School,
Hospital Road,
Khuzdar.
Phone & Fax: 0848-412760

Statistical Officer (I/C),
Field Office,
Pakistan Bureau of Statistics,
Building # 2-II/E,
Hazara Mohallah,
Loralai.
Phone & Fax: 0824-660560

NORTHERN AREAS:

Statistical Officer (I/C),
Field Office,
Pakistan Bureau of Statistics,
Madina Supper Market,
Near Taj Hotel,
Gilgit.
Phone & Fax: 05811-920762

AZAD KASHMIR:

Chief Statistical officer,
Regional Office,
Pakistan Bureau of Statistics,
Street # 13, D-38,
Upper Chattar Housing Scheme
Muzaffarabad.
Phone & Fax: 05822-921113

SYMBOLS, ABBREVIATIONS AND CONVERSION

E	Estimated	LTR.	Litre	One Metric Ton	2004	Lbs.
P/*	Provisional, Preliminary	LUNGI	A kind of cloth		1000	Kgs
R/r	Revised	MALTA &		One Ton	1.0160	M.Tons
-	Nil	MOSAMBI	A variety of Orange	(2240 Lbs.)	27.22	Maunds
..	Negligible	MED.	Medium		1016.04	Kgs.
...	Not available	MG.	Milligram		1.0610	M. Tons
%	Percentage	MMCFT.	Million cubic feet	One Pound	0.4536	Hundred weight
Admn	Administration	MN.	Million		16	Kg.
ALOOCHA	A kind of fruit	M/o.	Ministry of	One Ounce	0.4861	Oz.
ARVI	A type of root vegetable	MTR.	Meter		28.35	Seer
AV.	Average	MT.	Metric Ton	One Kilogram	2.2046	Lbs.
BABUL	A kind of fire wood	ML.	Milliliter		0.0197	Hundred weight
BBLS.	Barrels	NES.	Not else where specified		0.0268	Maund
BIRYANI	A dish of rice prepared	NO.	Number	One Hundred weight	1.0717	Seers
BOT.	Bottle	NR.	Not reported	(112 Lbs.)	50.8932	Kgs.
CAP.	Capsule	N.S.	Not specified	One Gram	1.3610	Maunds
CFT.	Cubic feet	PKT.	Packet	One Tonne	0.0857	Tola
CH.	Charge	PC.	Piece		0.9842	Long Ton
CHAPATI	A kind of bread	QLTY.	Quality	One Bale (Cotton)	1.1023	Short Ton
CIG.	Cigarette	QTY.	Quantity	(375 Lbs.)	170.0971	Kilograms
Comm.	Communication	RASGULLA	A form of sweetmeat		4.5571	Maunds
CRT.	Carton / Crate	R.P.M.	Revolution per minute			
CUM./CM.	Cubic meter	RS.	Rupees	One Imperial (Gallon)	4.5435	Ltrs.
DESI.	Indigenous	SAMOSA	A form of patty	One Litre	0.2199	Imperial Gallon
Distt.	Distribution	SHAL.	Shalwar			
DOZ	Dozen	SHEESHAM	A variety of sup. Qty. Wood.			
ENG.	English	Sq.	Square			
EX.	Exercise	SQM.	Square meter	One Mile	1.6093	Kms.
GLS.	Glass	SUP.	Superior		1760	Yards
GM.	Gram	STND.	Standard	One Yard	0.9144	Meter
H.OP.	Hand operated	SQFT.	Square feet	One Foot	0.3048	Meter
HP.	Horse power	SYN.	Synthetic	One Kilometer	0.6214	mile
INJ.	Injection	THNO.	Thousand number	One Meter	1.0936	Yards
KHADDI	Hand-loom	TAB.	Table	One Square Mile	2.5899	Sq. Kilometer
KIKAR	A kind of fire wood	TANDOORI	Oven-Baked		640	Acres
KG.	Kilogram	TKT.	Ticket		258.9984	Hectares
KM.	Kilometer	TL.	Tube light	One Acre	.4074	Hectare
KORMA	A variety of meat curry	TOTA.	Broken rice		4840	Sq. Yards.
KWH.	Kilowatt / hour	UNI.	Uniform	One Square Kilometer	0.3861	Sq. Mile
LB.	Pound	Urd.	Urdu		100	Hectares
		VEG.	Vegetable	One Hectare	2.4711	Acres
		W.	Watt	One Square Yards	0.8361	Sq. meter.
				One Cubic Meter	35.3147	Cubic feet

LIQUID

LENGTH

SELECTED PUBLICATIONS OF PAKISTAN BUREAU OF STATISTICS

01. Monthly Bulletin of Statistics
 02. Review of Foreign Trade
 03. Pakistan Statistical Pocket Book
 04. Pakistan Statistical Yearbook
 05. Foreign Trade Statistics of Pakistan Imports (two volumes)
 06. Foreign Trade Statistics of Pakistan Exports (one volume)
 07. Labour Force Survey
 08. Brochure of National Accounts
 09. Pakistan Demographic Survey
 10. Census of Manufacturing Industries
 11. Survey of Small Household Manufacturing Industries
 12. Rent Survey of Dwellings
 13. Socio Economic Indicators at District Level
(Punjab, Sindh, Khyber Pakhtoon Khwa & Balochistan)
 14. Census of Private Educational Institutions in Pakistan
 15. Census of Software Industry and related services of Pakistan
 16. Supply & Use Table of Pakistan
 17. Mechanized Road Transport Survey
 18. Survey of Private Recreational, Cultural & Entertainment Services
 19. Survey of Private Laundry, Dry Cleaning & Dyeing Services
 20. Survey of Private Medical, Dental & Other Health Services
 21. Survey of Private Educational Services
 22. Pakistan, 2000 – An Official Hand Book on Statistics
 23. 50 Years of Pakistan in Statistics (Four Volumes)
 24. Pakistan Social & Living Standard Measurement Survey National/Provincial
 25. Household Integrated Economic Survey (HIES) National/Provincial
-

**SALE CENTERS WHERE PAKISTAN BUREAU OF STATISTICS
PUBLICATIONS ARE AVAILABLE**

ISLAMABAD

6 – Mauve Area, G-8/4.
Taleemi Chowk
Phone # 051 - 926 11 25
051 - 226 13 72

RAWALPINDI

NBF Book Shop
178-B, Sarwar Road,
Rawalpindi Cantt.
Phone # 051 – 927 25 30

WAH CANTT

NBF Book Shop
Central Library Premises
Phone # 051- 931 40 04

LAHORE

NBF Book Shop
56/57 Shadman Colony,
Shadman Market,
Phone # 042 – 755 01 61 &
753 03 29
Fax # 042 – 758 77 35

FAISALABAD

NBF Book Shop
Shop No.10,
Hashmi Hall Shopping Centre,
University of Agriculture,
Phone # 041 – 264 81 79

MULTAN

NBF Book Shop
Plot # 4-5-6, M.D.A. Road,
Near Multan Art Council
Phone # 061 – 920 12 81

BAHAWALPUR

NBF Book Shop
Quaid-e-Azam Medical College,
Near Library.
Cell # 0301 – 724 76 13

PESHAWAR

NBF Book Shop
Phase-V, Sector B-2,
Plot No.36-37,
Hayatabad.
Phone # 091 – 589 27 44
921 72 73
Fax # 091 921 72 73

NBF Book Shop

48/D, F-6, Jamrud Road,
University Town,
Phone # 091 – 921 69 03
Fax # 091 – 921 69 04

BANNU

Old Municipal Library Premises,
Near to Qazi Muhib Stadium,
Cell # 0346 – 915 50 18

KOHAT

3rd Block, 1st Floor,
Distt. Govt. Complex

D.I. KHAN

NBF Book Shop
C/o. Executive Distt. Officer,
Literacy, Sports and Education,
Phone # 0961 – 928 01 29

ABBOTABAD

Public Library
1st Floor, Jalal Baba Auditorium,
Phone # 0992 – 931 02 91

KARACHI

National Book Foundation
(Regional Office)
Liaquat Memorial Library Premises,
Ground Floor, Stadium Road,
Phone # 021– 923 18 06 & 923 10 88
Fax # 923 10 89

HYDERABAD

NBF Book Shop
GOR Colony,
C-22, Latifabad No.1,
Phone # 022 – 931 08 92

JAMSHORO

Shop No.14, Liaquat University of
Medical & Health Science

NAWABSHAH

M.H. Khawaja DC High School,
Opp. NMC Hospital Road
Cell # 0301 – 389 58 46

SUKKUR

Public Library
Old Sukkur,
Phone # 071 – 562 51 03

LARKANA

NBF Book Shop
Chandka Medical College
Main Gate
Phone # 0741-941 02 29

JACOBABAD

Red Crescent Building,
Near T.B. Hospital
Phone # 0722 – 65 08 17

QUETTA

NBF Book Shop
3-7/5, Faiz Muhammad Road,
Phone # 081 - 920 15 70
Fax # 081 - 920 18 69

**PUBLISHED ON BEHALF OF NATIONAL BOOK FOUNDATION
PRINTED AT REPRODUCTION & PRINTING UNIT, PBS, KARACHI**