



# MONTHLY BULLETIN OF STATISTICS 2016

**January**

*Government of Pakistan  
Statistics Division  
Pakistan Bureau of Statistics*



PBS-22(01/2016) Vol. 64  
100



# MONTHLY BULLETIN OF STATISTICS 2016

**January**

*Government of Pakistan  
Statistics Division  
Pakistan Bureau of Statistics*

**Price Rs. 600.00**

# P R E F A C E

The Bulletin of Statistics, Monthly Publication of the Pakistan Bureau of Statistics provide important statistics in respect of social, economic and financial sectors of the economy at aggregate as well as sectoral levels. The Bulletin contains data relating to Population, National Accounts, Agriculture, Manufacturing, Prices, Balance of Payments, Public Finance, Education, Energy & Mining, Foreign Economic Assistance, Foreign Trade, Health, Insurance, Labour, Transport & Communication, Social & Culture ect. It also provides different types of indices on agriculture, manufacturing, prices, trade and labour productivity. Charts and graphs have also been provided to selected tables to make the data readily intelligible.

2. The Bulletin contains data on monthly and in some instances on annual basis. The annual data series are on fiscal year basis i.e. from July to June unless otherwise specified. Monthly data series of trade and industry are published with a time lag of 45 days required for data collection, compilation, cleaning, processing, tabulating and printing. Figures may not add up to the totals owing to rounding. Statistics that are compiled in the Pakistan Bureau of Statistics are presented without citation whereas those compiled by other agencies carry a source note below the tables.

3. Efforts have been made to produce this Bulletin as a comprehensive, informative and useful document for decision makers, researchers, planners, economists and other groups of beneficiaries. It is hoped that the users will find this Bulletin useful.

4. Suggestions for further improvement will be highly appreciated and welcomed.

**ASIF BAJWA**  
Chief Statistician

## **Tariq Mahmood Pasha**

### **Secretary**

Government of Pakistan  
Ministry of Finance, Economic Affairs, Revenue,  
Statistics & Privatization,  
Statistics Division

Statistics House  
21-Mauve Area,  
G-9/1, Islamabad.

Tel : 051-9106500  
Fax: 051-9106502  
E-mail: [secretary@pbs.gov.pk](mailto:secretary@pbs.gov.pk)

## **Asif Bajwa**

Chief Statistician  
Government of Pakistan  
Pakistan Bureau of Statistics

Statistics House  
21-Mauve Area,  
G-9/1, Islamabad.

Tel : 051-9106514 - 051-9106515  
Fax: 051-9106561  
E-mail: [pbs@pbs.gov.pk](mailto:pbs@pbs.gov.pk)

**PAKISTAN BUREAU OF STATISTICS  
STATISTICS HOUSE, 21-MAUVE AREA  
G-9/1 - ISLAMABAD  
Website: [www.pbs.gov.pk](http://www.pbs.gov.pk)**

		<u>Office</u>	<u>Residence</u>
Mr. Munir Ahmed Aslam	Deputy Director General	051-9106555 Fax:051-9106556	051-4447403 051-2275892
Dr. Bahrawar Jan	Deputy Director General	051-9106550 Fax:051-9106577	051-9101294
Mr. Ayazuddin	Deputy Director General	051-9106552	051-9242232
Mr. Ismail Khan	Deputy Director General	051-9106558 Fax:051-9106556	051-9101162
Mr. Muhammad Akram Assi	Deputy Director General	051-9106573	051-2101198
Mr. Ghulam Muhammad	Director	051-9106559	051-4448702
Mr. Fazil Mehmood Baig	Director	051-9106575	0333-5159850
Mr. Shuakat Ali Khan	Director	051-9106557	--
Mr. Attiq-ur-Rehman	Director	051-9106553	0346-9579700
Mr. Munwar Ali Ghanghro	Director	051-9106554	0333-7145366
Mrs. Rabia Awan	Director	051-9106581	051-4444696
Syed Hasan Sabeeh	Director(Admn)	051-9106551	--

**TRAINING WING**

Mr. Innocent Dilbar Feroz	Director	051-9205390 Fax:051-9205390	--
---------------------------	----------	--------------------------------	----

**PAKISTAN BUREAU OF STATISTICS  
1-B, SINDHI MUSLIM COOPERATIVE HOUSING SOCIETY  
KARACHI – 74400  
E-mail: [khifbs@khi.comsats.net.pk](mailto:khifbs@khi.comsats.net.pk)**

Mr. Abdul Aleem Memon	Provincial Census Commissioner	Ph: 021-99225201 Fax:021-99225202	0300-2742061
Mr. Farooq Ahmed	Joint Census Commissioner	Ph:021-99225203 Fax:021-99225223	--
Mr. Muhammad Ali Shaikh	Director	021-99225205	--
Mr. Shuakat Zaman	Director	021-99225209 Fax:021-99225202	0300-5052450
Mr.Abrar Hussain	Director	021-99225217	--

**PAKISTAN BUREAU OF STATISTICS  
USAID BUILDING GURU MANGAT ROAD  
GULBERG-III, LAHORE  
E-mail: [lhrfbs@lhr.comsats.net.pk](mailto:lhrfbs@lhr.comsats.net.pk)**

Mr. Rana Iqbal	Director	042-99263267 Fax:042-99263267	--
----------------	----------	----------------------------------	----

**(Regional Office) LAHORE**

Mr. Muhammad Shahid	Chief Statistical Officer	042-99263266 Fax:042-99263266	0345-4169987
---------------------	---------------------------	----------------------------------	--------------

**(Regional Office) KARACHI**

Mr. Inayatullah Baloch	Chief Statistical Officer	021-99225214 Fax:021-99225214	--
------------------------	---------------------------	----------------------------------	----

**(Regional Office) PESHAWAR**

Mr. Sher Rahman	Chief Statistical Officer	091-9213097 Fax:091-9213098	0333-9365032
-----------------	---------------------------	--------------------------------	--------------

**(Regional Office) QUETTA**

Mr. Ghulam Rasool	Chief Statistical Officer	081-9239804 Fax:081-9239804	--
-------------------	---------------------------	--------------------------------	----

**(Presentation, Reproduction & Printing) KARACHI**

Mr. Shakeel Qadeer	Chief System Analyst	021-99225220	021-35836029
Mr. Naushad Ahmed Malik	Statistical Officer	021-99225215	--

# CONTENTS

<b>**</b>	<b>KEY INDICATORS</b>	<b>III</b>
<b>1.</b>	<b>BALANCE OF PAYMENT</b>	
	1.1 Country wise Workers Remittances	01
	1.2 Month wise Workers Remittances	04
	1.3 Exchange Rates Pak. Rupees in Terms of one Unit of Foreign Currency	05
<b>2.</b>	<b>CLIMATE</b>	
	2.1 Temperature at Selected Stations	07
	2.2 Rainfall at Selected Stations	09
<b>3.</b>	<b>ENERGY &amp; MINING</b>	
	3.1 Production of Crude Oil	11
	3.2 Production of Natural Gas	14
	3.3 Company Wise Production of Crude Oil and Natural Gas	18
	3.4 Province Wise Production of Crude Oil and Natural Gas	18
	3.5 Production of Crude Oil, Natural Gas and Electricity	19
	3.6 Mineral Production	20
<b>4.</b>	<b>HEALTH</b>	
	4.1(a) Monthly Immunization Coverage Number of Doses Administered (0-11 month) Children	23
	4.1(b) Monthly Immunization Coverage Number of Doses Administered (12-23 months) Children	25
	4.1(c) Monthly Immunization Coverage Number of T.T Doses Administered to Women	26
	4.2 Monthly Report of HIV Treatment Centre	27
	4.3(a) Registered Veterinary Medical Practitioner with PVMC	28
	4.3(b) Registered Animal Husbandry Graduate with PVMC	29
	4.4 Tuberculosis Report (FTI)	30
<b>5.</b>	<b>MANUFACTURING</b>	
	5.1 Quantum Index Numbers of Large-scale Manufacturing Industries	31
	5.2 Production of Manufacturing Items	33
<b>6.</b>	<b>MONEY &amp; CREDIT</b>	
	6.1 Reserve Money	47
<b>7.</b>	<b>PRICE</b>	
	7.1 Price Indices (General) with Percentage Change	51
	7.2 Combined Sensitive Price Indicator (SPI) by Quantile	52
	7.3 Combined Consumer Price Index Numbers by Commodity Groups	53
	7.4 Consumer Price Index Numbers by Major Groups and Selected Commodities	54
	7.5 Combined Consumer Price Index Numbers by Quantile and Major Commodity Groups	56
	7.6 Combined Consumer Price Index Numbers by Quantile, Major Commodity Group for Selected Cities	57
	7.7 Combined Consumer Price Index Numbers by Income Group/City and Commodity Group for all Centres Covered in CPI	60
	7.8 Index Numbers of Wholesale Prices by Commodity Groups	61
	7.9 Index Numbers of Wholesale Prices by Commodities	62
	7.10 Intercity Wholesale Prices of Selected Commodities	72
	7.11 Intercity Consumer Prices	113

Contd.

<b>8.</b>	<b>PUBLIC FINANCE</b>	
8.1	Customs Revenue Receipts	169
<b>9.</b>	<b>SOCIAL</b>	
9.1	Data on Traffic Accidents	173
9.2	Data on Telecommunication	176
9.3	Visitors at Archaeological Museums in Pakistan	177
9.4	Visitors at Heritage Sites in Pakistan	178
<b>10.</b>	<b>TRADE</b>	
10.1	Value of Foreign Trade	179
10.2	Exports by Commodity/Group	180
10.3	Imports by Commodity/Group	182
10.4	Exports of Selected Commodities in Dollars	183
10.5	Exports of Selected Commodities in Rupees	185
10.6	Imports of Selected Commodities in Dollars	187
10.7	Imports of Selected Commodities in Rupees	189
10.8	Exports by Economic Categories (Summary)	191
10.9	Exports by Economic Categories (Details)	192
10.10	Imports by Economic Categories (Summary)	193
10.11	Imports by Economic Categories (Details)	194
10.12	Exports by Areas and Countries/Territories	269
10.13	Re-exports by Areas and Countries/Territories	273
10.14	Imports by Areas and Countries/Territories	275
10.15	Re-imports by Areas and Countries/Territories	279
10.16	Annual and Quarterly Terms of Trade and Unit Value Indices of Exports and Imports (1990-91=100)	281
10.17	Index Numbers of Unit Value of Exports by Groups (1990-91=100)	282
10.18	Index numbers of unit value of imports by groups (1990-91=100)	283
10.19	Index Numbers of Quantum of Exports by Groups (1990-91=100)	284
10.20	Index Numbers of Quantum of Imports by Groups (1990-91=100)	285
10.21	Trade in Services (Summary)	286
10.22	Export of Services by Sector (Detail) Monthly	287
10.23	Export of Services by Sector (Detail) (Cumulative)	289
10.24	Import of Services by Sector (Detailed) Monthly	291
10.25	Import of Services by Sector (Detail) (Cumulative)	293

**Regional and Field Offices of Pakistan Bureau of Statistics**

**Symbols, Abbreviations and Conversions**

**Selected Publications of Pakistan Bureau of Statistics**

**Sale Centres where PBS Publications are available**

---

# KEY INDICATORS

## YEARLY

### ECONOMIC INDICATORS

(2014- 2015)

1	Inflation	4.53%
2	Balance of Trade	(-) \$ 22.159 billion
3	Value of Exports	\$ 23.667 billion
4	Value of Imports	\$ 45.826 billion
5	Total Workers Remittances	Rs.18454.04 million
6	Reserve Money	Rs.3143436(P) million
7	Currency in Circulation	Rs.2554749(P) million
8	Consumer Price Index (CPI with Base 2007-2008)	198.16%
9	Agricultural Sector Growth	2.88%
10	Industrial Sector Growth	3.62%
11	Services Sector Growth	4.95%
12	GDP Growth Rate at Constant Basic Prices (Real)	4.24%
13	GNI Growth Rate at Constant Prices	5.99%
14	Per Capita Income	\$ 1512
15	Large Scale Manufacturing Sector (LSMI) Growth	3.38%
16	Quantum Index Number (LSMI with Base 2005-2006) (2013-14)	127.87
17	Imports Duty	Rs.283865.95 million
18	Exports Duty	Rs.495.05 million
19	Foreign Exchange Reserves	\$ 14837 million
20	* Overall Balance of Payment Surplus/Deficit	\$ -2636 million

### SOCIAL INDICATORS

1	** Population (2015)	191.71 million
	Male	99.06 million
	Female	92.65 million
2	Natural Growth Rate (PDS- 2007)	1.88%
3	** Population Growth Rate (2015)	1.92%
4	Dependency Ratio (PDS-2007)	81.5
5	*** Mean Size of Household (2012-13)	6.3

\* BOP as per BPM6 in million USD.

\*\* Economic Survey

\*\*\* PSLM Survey

Contd.



IV  
**MONTHLY**  
**ECONOMIC INDICATORS**

**November, 2015**

1	Value of Exports	\$ 1658.700 million
2	Value of Imports	\$ 3840.339 million
3	Balance of Trade	(-)\$ 2181.639 million

**December, 2015**

1	Growth in Quantum Index Manufacturing (LSMI)	1.97%
2	Quantum Index of Manufacturing (LSMI with Base 2005-2006)	140.04
3	Consumer Price Index (CPI with Base 2007-08)	203.06
4	Wholesale Price Index (WPI with Base 2007-08)	207.37
5	Sensitive Price Indicator (SPI with Base 2007-08)	209.62
6	Growth Rate	
	A. CPI	-0.57%
	B. WPI	-0.65%
	C. SPI	-0.71%
7	Exports Duty	Rs.53.62 million
8	Imports Duty	Rs.35964.59 million
9	Reserve Money	Rs.3476332 million
10	Currency in Circulation	Rs.2880189 million
11	Exchange Rate of Pak Rupees in terms of one unit US Dollar	1 \$ =Rs.104.6578
12	Country Wise Workers Remittances(including Hajj & War Compensation)	\$1637.06 million

---

Source: i) Pakistan Bureau of Statistics.  
ii) State Bank of Pakistan.  
iii) Economic Survey of Pakistan.

# 1. BALANCE OF PAYMENT

## 1.1 Country Wise Workers Remittances (Including Hajj and War Compensation)

(Provisional)  
(Million US Dollars)

Item	Dec, 2014	Jan, 2015	Feb, 2015	Mar, 2015
I. Cash	1583.23	1377.14	1391.69	1576.97
1 USA	222.45	186.15	179.03	199.24
2 UK	188.34	169.44	167.42	164.28
3 Saudi Arabia	499.08	452.81	453.40	489.70
4 UAE	352.37	246.79	316.51	411.24
Dubai	176.55	161.89	189.15	228.04
Abu Dhabi	169.90	78.86	121.38	177.03
Sharjah	5.84	5.84	5.90	6.09
Other	0.08	0.20	0.08	0.08
5 Other GCC Countries	189.22	160.44	166.26	196.07
Bahrain	32.48	29.27	29.18	36.59
Kawait	67.68	56.80	56.20	62.17
Qatar	28.93	22.22	29.62	36.05
Oman	60.13	52.15	51.26	61.26
6 EU Countries	30.34	65.45	23.99	25.96
Germany	8.02	5.29	6.07	4.92
France	2.00	1.02	1.42	1.60
Netherland	0.25	0.22	0.24	0.27
Spain	3.27	3.18	2.43	2.79
Italy	2.40	2.37	1.99	2.18
Greece	1.24	1.07	0.85	0.82
Sweden	0.94	0.99	0.62	0.77
Denmark	0.86	40.50	0.50	1.16
Ireland	11.02	10.39	9.62	11.07
Belgium	0.34	0.42	0.25	0.38
7 Norway	2.16	1.85	1.78	1.66
8 Switzerland	2.69	3.66	2.27	1.91
9 Australia	15.68	14.11	12.79	13.31
10 Canada	12.93	10.25	8.65	10.49
11 Japan	0.60	0.41	0.57	0.71
12 Other Countries	67.37	65.78	59.02	62.40
II. Encashment and Profit in Pak. Rs. Of Foreign Exchange Bearer Certificates(FEBCs) and Foreign Currency Bearer Certificate(FCBCs)	0.00	0.00	0.00	0.00
<b>TOTAL ( I + II )</b>	<b>1583.23</b>	<b>1377.14</b>	<b>1391.69</b>	<b>1576.97</b>

Contd.

**1.1 Country Wise Workers Remittances  
(Including Hajj and War Compensation)**

(Provisional)  
(Million US Dollars)

Item	Apr, 2015	May, 2015	Jun, 2015	Jul, 2015
I. Cash	1640.58	1663.10	1821.28	1663.61
1 USA	233.85	221.10	258.94	255.32
2 UK	174.47	194.15	247.96	232.33
3 Saudi Arabia	519.68	528.34	536.68	474.42
4 UAE	395.69	399.35	423.24	367.51
Dubai	245.95	255.80	293.57	255.28
Abu Dhabi	144.44	137.68	122.99	106.44
Sharjah	5.16	5.62	6.49	5.68
Other	0.14	0.25	0.19	0.11
5 Other GCC Countries	190.59	190.66	209.66	197.86
Bahrain	35.98	37.89	42.78	40.06
Kawait	63.76	61.21	69.56	62.89
Qatar	32.68	31.77	32.74	28.98
Oman	58.17	59.79	64.58	65.93
6 EU Countries	26.87	28.50	34.27	32.50
Germany	6.03	5.55	7.82	6.43
France	1.74	1.87	2.14	2.23
Netherland	0.42	0.33	0.48	0.33
Spain	3.08	3.60	4.47	4.26
Italy	2.30	2.34	2.73	3.24
Greece	0.95	1.05	1.06	0.07
Sweden	0.98	0.78	0.96	1.06
Denmark	0.65	1.62	0.76	0.67
Ireland	10.40	11.03	13.27	13.69
Belgium	0.32	0.33	0.58	0.52
7 Norway	2.02	2.02	2.58	2.41
8 Switzerland	1.86	2.04	2.24	1.91
9 Australia	14.72	14.56	14.46	14.77
10 Canada	10.98	11.65	15.01	14.94
11 Japan	0.75	0.50	0.98	0.91
12 Other Countries	69.10	70.23	75.26	68.73
II. Encashment and Profit in Pak. Rs. Of Foreign Exchange Bearer Certificates(FEBCs) and Foreign Currency Bearer Certificate(FCBCs)	0.00	0.00	0.00	0.00
<b>TOTAL ( I + II )</b>	<b>1640.58</b>	<b>1663.10</b>	<b>1821.28</b>	<b>1663.61</b>

Contd.

### 1.1 Country Wise Workers Remittances (Including Hajj and War Compensation)

(Provisional)  
(Million US Dollars)

Item	Aug, 2015	Sept, 2015	Oct, 2015	Nov, 2015	Dec, 2015
I. Cash	1527.06	1775.87	1539.96	1591.75	1637.06
1 USA	199.57	260.97	188.26	231.28	212.10
2 UK	206.29	233.27	197.56	188.88	193.72
3 Saudi Arabia	483.29	483.21	464.53	487.28	503.20
4 UAE	319.15	428.13	367.37	349.83	341.55
Dubai	223.20	284.75	256.13	228.06	219.86
Abu Dhabi	88.87	136.97	105.49	116.25	116.20
Sharjah	6.90	6.30	5.63	5.40	5.26
Other	0.18	0.11	0.12	0.12	0.23
5 Other GCC Countries	193.75	201.34	178.09	189.43	213.29
Bahrain	38.90	43.31	35.91	37.27	41.07
Kwait	62.73	51.45	57.07	61.18	70.27
Qatar	29.62	32.15	27.90	27.86	33.68
Oman	62.50	74.43	57.21	63.12	68.27
6 EU Countries	27.75	33.30	31.56	29.42	37.14
Germany	5.65	6.55	6.84	6.51	8.24
France	1.97	2.31	2.71	2.11	3.03
Netherland	0.36	0.30	0.38	0.39	0.48
Spain	4.45	4.45	4.13	3.44	4.36
Italy	2.82	3.14	3.57	2.26	3.63
Greece	0.04	0.21	0.62	0.52	0.84
Sweden	0.85	1.16	0.99	0.98	1.67
Denmark	0.64	0.67	0.93	0.96	0.75
Ireland	10.33	14.01	10.72	11.88	13.53
Belgium	0.64	0.50	0.67	0.37	0.61
7 Norway	1.73	2.29	2.19	2.39	3.55
8 Switzerland	1.53	1.86	2.33	1.42	2.32
9 Australia	13.37	15.93	14.47	15.73	17.63
10 Canada	10.49	12.89	12.64	13.11	15.20
11 Japan	0.83	0.87	0.86	0.72	1.24
12 Other Countries	69.31	101.81	80.10	82.26	96.12
II. Encashment and Profit in Pak. Rs. of Foreign Exchange Bearer Certificates(FEBCs) and Foreign Currency Bearer Certificate(FCBCs)	0.00	0.00	0.00	0.00	0.00
<b>TOTAL ( I + II )</b>	<b>1527.06</b>	<b>1775.87</b>	<b>1539.96</b>	<b>1591.75</b>	<b>1637.06</b>

Note: Item has been revised / extended by the State Bank of Pakistan.

Source: State Bank of Pakistan.

## 1.2 Month Wise Workers Remittances

(Million US \$)

Monthly Cash Inflow (Including Foreign Exchange Bearer Certificates & Foreign Currency Bearer Certificates)	2014-2015	2013-2014	YOY growth (percent)	
			2014-15	2013-14
Jul.	1649.39	1404.69	17.42	16.60
Aug.	1328.71	1240.14	7.14	-1.50
Sep.	1716.59	1284.22	33.67	13.11
Oct.	1383.13	1348.03	2.60	-1.25
Nov.	1,320.62	1,130.41	16.83	11.06
Dec.	1,583.23	1,384.94	14.32	22.05
Jan.	1,378.19	1,245.97	10.61	14.35
Feb.	1,391.76	1,209.77	15.04	17.64
Mar.	1,577.46	1,337.89	17.91	19.55
Apr.	1640.58	1311.85	25.06	7.89
May.	1663.10	1440.47	15.46	21.49
Jun.	1821.28	1499.33	21.47	28.57
Jul.- Jun.	18,454.04	15,837.71	16.52	13.76
Monthly average for period Jul.-Jun.	1,537.84	1,319.81	16.52	13.76

Monthly Cash Inflow (Including Foreign Exchange Bearer Certificates & Foreign Currency Bearer Certificates)	2015-2016	2014-2015	YOY growth (percent)	
			2015-16	2014-15
July	1663.61	1675.77	-0.73	19.30
August	1527.06	1350.86	13.04	8.93
September	1775.87	1748.49	1.57	36.15
October	1540.39	1409.22	9.31	4.54
November	1566.04	1343.76	16.54	18.87
December	1,614.14	1,634.06	-1.22	17.99
July-December	9687.11	9162.16	5.73	2.01
Monthly average for period Jul.-Dec.	1,614.52	1,527.03	5.73	2.01

Source: State Bank of Pakistan.

### 1.3 Exchange Rates Pak. Rupees in Terms of One Unit of Foreign Currency

S. No.	Country/ Organization	Currency	Dec, 2014	Jan, 2015	Feb, 2015	Mar, 2015	Apr, 2015	May, 2015	Jun, 2015
1	Australia	Dollar	83.1334	81.3465	78.9003	78.5801	78.5158	80.4124	78.4474
2	Bahrain	Dinar	267.5589	267.3446	269.1468	270.1113	269.8818	269.0697	268.9782
3	Canada	Dollar	87.4636	83.4048	81.0219	80.6988	82.2890	83.7223	82.3169
4	China	Yuan	16.2792	16.1850	16.1915	16.3008	16.4115	16.4169	16.4085
5	Denmark	Krone	16.7028	15.7483	15.4500	14.7874	14.7088	15.2381	15.2938
6	E.M.U.	Euro	124.2046	117.0922	115.047	110.1936	109.6853	113.5369	113.9604
7	Hong Kong	Dollar	13.0020	12.9880	13.0605	13.1185	13.1275	13.1382	13.1327
8	I.M.F.	SDR	147.0766	143.2795	143.3639	141.0700	140.8527	143.0753	143.0595
9	India	Rupee	1.6101	1.6242	1.6362	1.6309	1.6239	1.5966	1.5947
10	Japan	Yen	0.8449	0.8507	0.8539	0.8454	0.8511	0.8437	0.8237
11	Kuwait	Dinar	345.5934	342.6563	343.6149	341.0843	337.7510	337.733	337.2913
12	Malaysia	Ringgit	28.9648	28.0866	28.1219	27.6728	28.0235	28.3095	27.2521
13	Newzeland	Dollar	78.2086	76.9837	75.5010	75.8800	77.0460	75.2487	71.1702
14	Norway	Krone	13.8512	13.1036	13.3432	12.7618	12.8813	13.5006	13.0415
15	Oman	Riyal	262.0115	261.8129	263.5757	264.5088	264.3049	264.5546	264.4459
16	Qatar	Riyal	27.7192	27.6921	27.8779	27.9761	27.9565	27.9845	27.9726
17	Singapore	Dollar	76.6558	75.2834	74.7578	73.9032	75.3753	76.2984	75.5913
18	Sweden	Krona	13.2260	12.4218	12.141	11.9339	11.762	12.2198	12.2935
19	Switzerland	Franc	103.3284	106.9918	108.3337	103.8239	105.7196	109.2059	109.1109
20	Saudi Arabia	Riyal	26.8668	26.8142	26.9963	27.1305	27.1209	27.1498	27.1439
21	Thailand	Bhath	--	--	--	--	--	--	--
22	Turkey	Lira	--	--	--	--	--	--	--
23	U.A.E.	Dirham	27.4498	27.4116	27.5806	27.705	27.6929	27.72	27.7146
24	U.K.	Sterling (Pound)	157.5266	152.5333	155.2163	152.4451	151.7945	157.4125	158.1071
25	U.S.A.	Dollar	100.8234	100.6834	101.3651	101.7597	101.7004	101.8042	101.7725

Contd.

### 1.3 Exchange Rates Pak. Rupees in Terms of One Unit of Foreign Currency

S. No.	Country/ Organization	Currency	Jul, 2015	Aug, 2015	Sep, 2015	Oct, 2015	Nov, 2015	Dec, 2015
1	Australia	Dollar	75.3497	74.5567	73.5458	75.2072	75.3531	75.8220
2	Bahrain	Dinar	268.8307	270.4709	275.3801	276.0645	278.5366	276.5499
3	Canada	Dollar	79.3220	77.8318	78.6856	79.9284	79.4943	76.5397
4	China	Yuan	16.3725	16.1577	16.3868	16.4706	16.5623	16.246
5	Denmark	Krone	15.0137	15.2775	15.7101	15.7405	15.1900	15.2608
6	E.M.U.	Euro	111.9731	113.8981	117.0996	117.3259	113.2076	113.7523
7	Hong Kong	Dollar	13.1171	13.2092	13.4571	13.4881	13.6024	13.5075
8	I.M.F.	SDR	142.1030	143.6329	146.7608	147.1387	145.8444	145.1964
9	India	Rupee	1.5993	1.5738	1.5765	1.6073	1.5960	1.5740
10	Japan	Yen	0.8264	0.8322	0.8673	0.8700	0.8604	0.8590
11	Kuwait	Dinar	336.4957	338.9668	345.7616	346.5136	347.0888	344.8850
12	Malaysia	Ringgit	26.7317	25.2515	24.2486	24.5486	24.4603	24.4736
13	Newzeland	Dollar	67.7339	67.0588	65.9923	69.6809	69.2130	70.4574
14	Norway	Krone	12.5236	12.4233	12.6208	12.6440	12.2271	12.0534
15	Oman	Riyal	264.2858	266.0499	270.9656	271.6041	273.9502	272.0167
16	Qatar	Riyal	27.9515	28.1373	28.6579	28.7295	28.9795	28.7732
17	Singapore	Dollar	74.7397	73.1858	73.6843	74.4872	74.5746	74.2939
18	Sweden	Krona	11.9411	11.9719	12.4695	12.5597	12.1609	12.3048
19	Switzerland	Franc	106.6831	105.7546	107.3086	107.8491	104.5417	105.1064
20	Saudi Arabia	Riyal	27.1128	27.2949	27.8030	27.8691	28.1001	27.9036
21	Thailand	Bhath	--	--	--	--	--	--
22	Turkey	Lira	--	--	--	--	--	--
23	U.A.E.	Dirham	27.6844	27.8723	28.3880	28.4528	28.6979	28.5017
24	U.K.	Sterling (Pound)	158.0080	159.4853	159.9411	160.0182	160.2156	156.9256
25	U.S.A.	Dollar	101.7194	102.3361	104.2068	104.4806	105.3726	104.6578

Note: Euro, a common currency of the 11 member countries of European Economic and Monetary Union (EMU) was introduced with effect from 1st January, 1999.

Source: State Bank of Pakistan.

## 2. CLIMATE

### 2.1 Temperature at Selected Stations

(In centigrade)

Stations	Murree		Rawalpindi/Islamabad		Jhelum		Lahore		Sargodha	
Height in meters above sea level	2167		507		232		213		187	
	Max.	Min.	Max.	Min.	Max.	Min.	Max.	Min.	Max.	Min.

Month:

Jul. 2014	23.6	16.8	34.9	24.9	36.4	26.6	36.5	26.4	37.3	28.0
Aug. 2014	23.8	15.6	33.9	23.2	35.9	25.1	36.2	25.9	36.7	27.1
Sep. 2014	22.0	13.1	31.6	21.1	33.4	23.8	32.9	25.2	31.1	18.9
Oct. 2014	19.4	10.4	28.7	15.9	21.4	18.1	31.8	19.4	32.5	20.2
Nov. 2014	17.1	6.9	25.0	7.1	27.1	9.8	26.5	13.0	27.0	12.4
Dec. 2014	12.9	0.8	20.8	3.8	20.8	-4.9	18.6	7.5	18.6	5.5

Jul. 2015	22.0	16.4	33.0	24.2	35.6	26.3	34.2	25.4	36.0	27.7
Aug. 2015	23.2	15.9	33.6	23.9	35.5	26.0	34.6	26.6	35.8	27.0
Sep. 2015	22.6	13.1	33.4	19.8	35.5	22.8	34.5	25.1	36.2	25.4
Oct. 2015	19.7	10.1	32.9	18.3	31.9	18.0	32.0	20.2	32.3	20.6
Nov. 2015	15.3	6.4	23.6	8.7	25.8	11.5	26.6	13.5	26.1	12.9
Dec. 2015	12.5	1.2	19.8	3.8	21.9	6.1	21.4	7.0	22.3	8.1

Stations	Faisalabad		Multan		Bahawalpur		Hyderabad		Nawabshah	
Height in meters above sea level	183		122		116		40		37	
	Max.	Min.	Max.	Min.	Max.	Min.	Max.	Min.	Max.	Min.

Month:

Jul. 2014	38.0	27.7	38.9	29.4	39.6	29.4	37.6	27.3	41.8	28.0
Aug. 2014	37.8	27.1	38.3	28.2	32.8	27.0	36.2	26.1	39.5	27.1
Sep. 2014	34.1	24.5	36.3	26.1	36.1	25.6	36.4	25.0	39.4	25.2
Oct. 2014	31.8	19.4	32.7	21.3	33.8	20.1	36.6	22.2	38.1	19.9
Nov. 2014	26.5	10.8	27.7	12.7	29.4	12.7	32.0	18.4	32.4	14.5
Dec. 2014	18.7	5.4	19.4	6.9	21.1	7.2	25.4	12.1	25.7	8.3
Jul. 2015	36.0	27.2	36.7	27.7	36.6	27.0	37.1	27.4	40.6	27.8
Aug. 2015	35.7	27.1	36.1	27.6	36.7	26.8	35.0	26.3	39.2	26.4
Sep. 2015	35.6	24.6	36.5	25.6	36.0	24.3	36.3	24.9	39.1	24.5
Oct. 2015	32.7	19.8	34.0	20.9	34.0	20.0	36.0	23.0	38.5	21.5
Nov. 2015	26.4	12.1	27.7	13.6	28.6	13.5	30.3	17.9	31.3	14.7
Dec. 2015	22.1	6.7	22.6	7.9	23.6	7.6	25.8	10.7	26.2	7.2

Contd.



## 2.1 Temperature at Selected Stations

(In centigrade)

Stations	Jacobabad		Karachi A.P.		Peshawar		D.I.Khan		Saidu Sharif		Gilgit	
Height in meters above sea level	55		21		359		173		961		1459	
	Max.	Min.	Max.	Min.	Max.	Min.	Max.	Min.	Max.	Min.	Max.	Min.

### Month:

Jul. 2014	41.1	29.1	34.0	28.3	36.7	27.3	38.8	25.6	35.6	23.8	35.7	18.3
Aug. 2014	38.0	26.9	33.7	27.0	36.2	25.6	38.4	25.1	33.5	21.6	34.1	16.9
Sep. 2014	36.9	25.4	33.8	26.8	34.8	29.4	37.1	23.3	32.4	19.0	29.9	12.7
Oct. 2014	34.9	20.0	33.6	23.3	28.9	18.1	32.8	17.9	26.5	13.3	24.6	8.7
Nov. 2014	30.1	12.9	32.9	19.5	N.R	N.R	27.8	8.7	21.2	6.2	18.5	0.7
Dec. 2014	23.5	7.4	28.5	13.3	20.8	4.9	19.5	3.0	17.0	2.1	12.6	-3.8

Jul. 2015	38.4	26.5	34.0	28.4	35.0	26.1	38.1	25.2	32.6	23.0	35.4	19.8
Aug. 2015	36.7	27.0	32.3	26.9	34.5	24.2	36.1	24.1	33.1	22.2	34.3	18.1
Sep. 2015	37.7	24.4	34.6	26.3	27.9	22.0	36.8	22.4	32.6	17.2	29.0	12.7
Oct. 2015	32.5	20.4	35.8	24.9	31.1	17.8	33.2	17.1	27.6	13.2	25.3	7.7
Nov. 2015	28.4	13.6	33.0	18.6	23.8	11.2	27.4	10.0	18.8	7.3	16.3	2.7
Dec. 2015	23.8	7.5	28.5	12.6	19.6	6.3	22.7	4.6	15.9	3.0	12.1	-2.5

Stations	Quetta (Samungli)		Zhub (Fortsandeman)		Khuzdar		Punjabur		Dalbadin	
Height in meters above sea level	1600		1405		1231		980		848	
	Max.	Min.	Max.	Min.	Max.	Min.	Max.	Min.	Max.	Min.

### Month:

Jul. 2014	37.5	22.0	38.0	25.1	39.2	26.2	40.0	27.0	44.0	24.1
Aug. 2014	35.7	20.1	26.0	22.5	36.0	23.7	38.3	25.2	42.8	23.6
Sep. 2014	33.0	16.1	36.1	21.1	32.7	20.6	36.0	22.0	41.0	20.5
Oct. 2014	27.1	10.2	28.6	13.8	31.0	17.3	36.0	17.1	35.0	16.0
Nov. 2014	19.1	5.0	21.8	4.9	24.9	12.0	22.2	12.0	26.4	7.4
Dec. 2014	14.8	-2.5	18.1	0.5	21.5	5.1	18.2	3.4	21.5	0.0

Jul. 2015	36.1	22.1	35.6	20.6	35.6	26.0	40.0	26.0	43.8	27.0
Aug. 2015	36.1	19.0	36.0	23.2	36.7	23.6	36.7	23.6	42.5	24.0
Sep. 2015	30.6	12.8	32.9	18.7	34.6	21.2	33.8	18.5	37.5	17.8
Oct. 2015	27.8	9.4	29.1	12.2	30.1	18.1	32.4	15.4	35.5	10.5
Nov. 2015	18.6	3.9	21.0	6.8	25.5	10.7	25.0	9.1	26.0	2.9
Dec. 2015	14.5	-1.5	17.5	0.4	22.7	10.3	20.0	3.7	20.0	-2.0

N.R = Not received

Source: Pakistan Meteorological Department, Karachi.

## 2.2 Rainfall at Selected Stations

(In millimeters)

Stations	Murree	Rawalpindi/ Islamabad	Jhelum	Lahore	Sargodha	Faisal- abad	Multan	Bahawal- pur	Hyder- abad	Nawab- shah	Jaco- abad
Height in meters above sea level	2167	507	232	213	187	183	122	116	40	37	55

### Year/month

2010	1681.6	849.0	771.0	541.0	602.0	545.0	285.0	226.0	214.0	343.0	152.0
2011	1442.2	1079.0	748.0	903.0	710.0	544.0	180.0	164.0	404.1	309.0	293.3
2012	1515.0	1076.0	717.0	527.0	368.0	366.0	239.0	183.0	121.0	182.0	486.0
2013	1451.0	1732.0	924.0	1109.0	362.0	378.0	157.0	148.0	74.0	86.0	345.0
2014	1509.2	1139.8	939.3	800.6	401.3	401.8	247.3	67.9	25.4	69.7	21.3
Jul. 2014	288.3	73.0	123.3	43.4	120.7	52.0	71.0	18.3	14.0	1.3	0.0
Aug. 2014	140.2	208.4	158.4	56.7	97.8	15.0	26.0	4.0	1.2	11.4	4.0
Sep. 2014	301.6	444.0	240.0	451.2	12.0	234.5	3.0	4.7	0.0	0.0	0.0
Oct. 2014	41.0	23.0	54.8	0.8	25.6	6.8	23.0	4.0	3.2	Tr.	0.0
Nov. 2014	18.0	9.0	1.5	29.2	7.8	17.4	0.1	0.0	0.0	0.0	0.0
Dec. 2014	0.0	0.0	0.0	0.0	0.0	0.0	0.0	0.0	0.0	0.0	0.0
Jul. 2015	532.4	380.1	178.5	328.0	64.2	96.4	138.9	133.7	114.3	83.1	52.0
Aug. 2015	223.7	198.0	19.6	92.7	112.1	132.3	87.4	86.4	0.0	0.0	0.0
Sep. 2015	249.8	133.4	137.5	126.8	70.8	57.8	10.2	66.3	0.0	0.0	0.0
Oct. 2015	243.3	46.7	72.1	3.8	40.0	14.4	11.7	2.0	Tr.	0.0	0.0
Nov. 2015	107.3	18.5	10.6	0.4	3.3	0.0	0.1	0.0	0.0	0.0	Tr.
Dec. 2015	42.2	25.8	31.3	6.0	TR	2.0	TR	0.0	0.0	0.0	0.0

Contd.

## 2.2 Rainfall at Selected Stations

(In millimeters)

Stations	Karachi Airport	Pesha- war	D.I. Khan	Saidu Sharif	Gilgit	Quetta (Samungli)	Zhob (Fortsand- man)	Khuzdar	Punj- goor	Dalbadin
Height in meters above sea level	21	359	173	961	1459	1600	1405	1231	980	848

## Year/month

2010	373.0	839.0	756.0	1465.1	214.6	102.0	279.0	159.0	54.0	20.0
2011	290.6	568.0	281.0	853.7	158.7	246.5	40.5	286.6	138.0	64.9
2012	152.0	480.0	450.0	803.0	110.0	410.0	47.0	167.0	33.0	160.0
2013	169.0	551.0	327.0	954.0	153.0	53.0	66.0	479.0	101.0	23.0
2014	30.7	326.3	249.7	658.1	78.2	97.0	173.7	201.9	61.8	17.3
Jul. 2014	1.1	54.0	59.0	69.1	21.1	0.0	15.2	44.7	0.8	1.3
Aug. 2014	9.9	54.0	2.7	94.4	17.0	0.0	8.0	21.8	0.0	0.0
Sep. 2014	1.4	4.0	4.2	71.9	22.4	0.0	22.0	0.0	0.0	0.0
Oct. 2014	0.0	46.0	8.0	96.2	33.7	0.0	2.5	0.0	0.0	0.0
Nov. 2014	4.6	1.0	6.0	4.0	3.8	6.0	9.5	0.0	0.0	0.0
Dec. 2014	0.0	0.0	0.0	0.0	0.0	0.0	0.0	0.0	0.0	0.0
Jul. 2015	46.6	187.0	26.0	120.3	9.3	TR	117.0	45.6	0.0	TR
Aug. 2015	1.4	162.3	200.0	81.2	16.3	0.0	40.0	15.2	0.0	0.0
Sep. 2015	TR	25.0	0.0	38.5	28.1	0.0	54.0	0.0	0.0	0.0
Oct. 2015	0.0	55.0	78.0	83.0	6.8	3.0	5.0	13.4	0.0	7.0
Nov. 2015	0.0	55.0	1.0	78.9	12.8	20.2	9.0	0.0	0.0	TR
Dec. 2015	0.0	8.0	2.5	38.1	1.9	4.0	5.0	0.0	0.0	0.0

N.R = Not received

TR = Trace (Rainfall less than 0.1 mm)

Source: Pakistan Meteorological Department, Karachi.

## 3. ENERGY & MINING

### 3.1 Production of Crude Oil

Unit: Barrels

S.No	Company	Field	Jul,15	Aug,15	Sep,15	Oct,15	Nov,15	Dec,15	Cummulative Total from July-December 2015
<b>PUNJAB</b>									
1	OGDCL	BHALSYEDAN	4193	10	48	97	64	45	4457
2		CHAK NAURANG	12389	5975	11960	13110	14580	13315	71329
3		DAKHNI	23190	24820	23305	7810	15945	26895	121965
4		DHODAK	1223	1183	1122	1098	1036	1030	6692
5		FIMKASSAR	3193	3193	3090	3193	3090	3193	18952
6		KAL	11839	11464	11273	14500	14458	14949	78483
7		MISSAKISWAL	782	3129	1098	652	609	620	6890
8		RAJIAN	45565	45210	42695	51030	59170	49493	293163
9		SOGHRI	3040	2960	3000	800	1595	2890	14285
10		SADKAL	1166	1078	1522	1357	1436	1132	7691
11		TOOT	10098	9838	9467	9864	9484	9755	58506
		Sub Total	116678	108860	108580	103511	121467	123317	682413
12	OPL	DHURNAL	2238	19573	20189	23813	9495	12377	87685
		BHANGALI	0	0	0	0	0	150	150
13		RATANA	19664	24116	16388	19264	21627	22489	123548
		Sub Total	21902	43689	36577	43077	31122	35016	211383
14	POL	BALKASSAR	11759	11422	7611	5999	5133	5502	47426
15		BELA	0	0	0	0	0	0	0
16		DHULIAN	4855	4674	4686	4891	4946	4755	28807
17		KHAUR	136	167	190	190	223	170	1076
18		JOYAMIR	710	762	744	769	743	769	4497
19		MINWAL	0	329	0	0	0	0	329
20		MEYAL	9558	9398	9124	9472	9238	9800	56590
21		PARIWALI	13259	12521	11950	12567	12219	12632	75148
22		PINDORI	9249	8651	9280	8299	7235	7041	49755
23		TURKWAL	768	742	743	768	722	731	4474
		Sub Total	50294	48666	44328	42955	40459	41400	268102
24	MPCL	GHAURI	20578	26348	26594	27712	26523	25304	153059
25		HALINI	39291	34510	37431	38875	37404	37977	225488
		Sub Total	59869	60858	64025	66587	63927	63281	378547
26	PPL	ADHI	188866	186161	178143	178378	180560	198810	1110918
		Sub Total	188866	186161	178143	178378	180560	198810	1110918
27	Dewan	RODHO SALSABIL	2886	2691	2528	2461	2731	2787	16084
		Sub Total	2886	2691	2528	2461	2731	2787	16084
		TOTAL	440495	450925	434181	436969	440266	464611	2667447
<b>SINDH</b>									
1	BHP	ZAMZAMA	20467	19205	16938	16678	15455	16351	105094
		Sub Total	20467	19205	16938	16678	15455	16351	105094
2	UEPL	AASSU	113821	95927	88016	69802	56349	52856	476771
3		ALI	73	0	103	735	394	335	1640
4		BACHAL	498	446	282	0	0	0	1226
5		BAKSH DEEP	2490	2391	1988	1953	1790	1627	12239
6		BUKHARI DEEP	0	19	21	2745	6359	2466	11610
7		BIJORO	3796	2850	3149	2721	1235	456	14207
8		DABHI ( South)	2948	2787	2695	2497	2431	2367	15725
9		DABHI (North)	1548	1795	1849	1782	1701	1710	10385
10		DHANI	690	65	0	0	0	0	755
11		GHARO	2340	1924	2670	2026	2552	2645	14157
12		GHUNGRO	3180	2797	2706	2546	2728	2783	16740
13		HALIPOTA	4293	4497	4506	4376	4607	3614	25893
14		JABO	3865	3345	4813	4462	4544	4702	25731
15		JAGIR	251	672	775	1370	1265	1228	5561
16		JAN	0	0	0	224	2461	3776	6461
17		JARAR DEEP	58	192	187	0	185	0	622
18		JHABERI SOUTH	41	117	62	0	0	0	220
19		JOGWANI	721	678	459	351	319	341	2869
20		KATO	0	17	45	0	0	0	62
21		KAMAL NORTH	16103	16029	11188	11792	9179	12053	76344
22		KHASKELI	5924	5288	5657	5774	4750	5337	32730

Contd.

## 3.1 Production of Crude Oil

Unit: Barrels

S.No	Company	Field	Jul,15	Aug,15	Sep,15	Oct,15	Nov,15	Dec,15	Cummulative Total from July-December 2015
23		KHASKELI DOWN THROWN	793	649	689	637	507	611	3886
24		KHOREWAH	2414	2564	2978	3039	2496	2503	15994
25		KOLI	716	729	811	185	0	0	2441
26		KORAI	23605	18740	3862	14857	13831	13739	88634
27		KUMBH	0	0	0	3044	2066	1513	6623
28		LIMU	0	0	0	10744	4293	1255	16292
29		LAGHARI	167	451	378	0	251	269	1516
30		LIARI DEEP	94	6	0	0	0	0	100
31		LODANO	3012	2311	2172	11106	9467	6187	34255
32		LODANO DEEP	5722	7082	4532	3766	4417	3933	29452
33		MAKDUMPUR	1893	1604	241	1011	951	888	6588
34		MAZARI	8093	7355	8113	7766	7515	7710	46552
35		MEYUN ISMAIL DEEP	184	210	174	181	217	229	1195
36		MEYUN ISMAIL	835	1080	927	913	880	923	5558
37		MISSRI	1711	1231	2037	1546	1579	1425	9529
38		MOHANO	1591	1460	1485	1392	1251	1475	8654
39		MUBAN	6497	7435	6715	6751	6034	6659	40091
40		MURID	16073	14961	13064	12343	11912	11287	79640
41		NAIMAT BASAL 2X	2543	1269	1439	1613	1719	1277	9860
42		NAIMAT WEST	10890	16005	16775	17196	11351	13777	85994
43		NORTH AKRI	1286	1174	853	1080	1389	1447	7229
44		PANIRO	2203	2313	1981	1870	1854	2094	12315
45		PIARO DEEP	1271	1471	1163	440	642	708	5695
46		PIARO DEEP BASAL	0	194	958	561	640	683	3036
47		QABUL	0	0	0	10	0	0	10
48		RAJANI	0	0	253	0	0	0	253
49		RAHIM 1 X	10288	10638	9765	7978	9778	10131	58578
50		RAHIM 2X	6931	7456	7218	7913	8346	6252	44116
51		RAHIM NORTH	1220	473	0	0	0	0	1693
52		SAJAN	321	1258	716	1188	789	810	5082
53		SAKHI	2628	3006	2546	2825	1785	2822	15612
54		SAKHI DEEP	185	140	151	146	46	30	698
55		SALEH	31254	35509	50797	51006	45803	43608	257977
56		SAMAN	184	108	110	0	0	290	692
57		SALAMAT	0	0	72	0	0	0	72
58		SHEIKHANO	2754	3059	2840	2742	2305	2397	16097
59		SHEIKHANO DEEP	1488	755	358	351	843	209	4004
60		SOHRAB DEEP	7114	7589	6362	7459	8063	8629	45216
61		SONRO	27649	25407	25086	22890	21216	20221	142469
62		SOUTH BUZDAR DEEP	12950	12148	11012	12073	10795	10719	69697
63		SOUTH MAZARI	8835	8803	8571	8373	7876	8225	50683
64		SOUTH MAZARI DEEP	14804	15545	15653	16533	16374	16180	95089
65		SUHRAT	44	93	136	15	0	0	288
66		SUMAR DEEP	20584	21453	21337	11012	11647	10817	96850
67		SUTIARI DEEP	3130	5525	5614	5802	4944	5718	30733
68		TAJEDI	2352	2002	2450	2334	2324	2512	13974
69		TANDO GHULAM ALI	347	264	382	390	277	324	1984
70		TANGRI	1789	2048	1889	2028	1692	2379	11825
71		TANGRI DEEP	406	396	424	360	341	344	2271
72		THARO	1334	1182	2036	209	544	431	5736
73		THEBO	2061	1099	1393	3326	3181	2967	14027
74		TURK	1968	1756	1670	1165	1145	1322	9026
75		TURK DEEP	1037	1124	1115	1138	1456	1716	7586
76		UMER	12837	11475	3541	5047	3111	1945	37956
77		WASAYO	0	0	0	0	0	0	0
78		ZAUR	5765	6436	5352	7205	10704	9855	45317
		Sub Total	436492	418877	391367	398715	363496	349741	2358688
79	OGDCL	BOBI	17175	11060	13650	13490	12090	12315	79780
80		BALUCH	0	0	0	1380	3715	4865	9960
81		CHAK 2	2885	6876	8164	8405	10175	16860	53365
82		CHAK 7A	825	1025	1050	1020	900	990	5810
83		CHAK 66 NE	1445	640	0	0	0	0	2085
84		CHAK 63	4370	38008	44167	33306	38390	32695	190936

Contd.

## 3.1 Production of Crude Oil

Unit: Barrels

S.No	Company	Field	Jul,15	Aug,15	Sep,15	Oct,15	Nov,15	Dec,15	Cummulative Total from July-December 2015
85		CHAK 63 SOUTH EAST	5960	8099	8590	8850	10930	11140	53569
86		HAKEEM DAHO	15295	23052	20174	15032	18160	17815	109528
87		NIM	1705	1705	1505	1645	1300	1290	9150
88		NUR BAGHLA	1885	1875	1690	1720	1635	1725	10530
89		NOORAI JAGR	0	0	365	1435	5500	10745	18045
90		JAKHRO	5105	9390	9895	7415	9138	7235	48178
91		JARWAR	8365	7945	7060	7470	6870	6770	44480
92		KUNNAR	100710	96986	66780	84111	81450	84165	514202
93		KUNNAR PASAKHI DEEP	30845	30905	22882	28962	28895	29085	171574
94		LASHARI CENTRE	19950	17160	16805	17160	16695	17405	105175
95		MISSAN	3505	3505	3390	3505	3425	3505	20835
96		MOLLAN N	2440	2460	2360	2460	2380	2440	14540
97		PALI DEEP	16210	14210	12510	12190	11670	11250	78040
98		PASAKI	104740	103750	102500	105885	101040	106865	624780
99		PASAKI N	14070	13875	13660	14165	13720	14300	83790
100		PASAKI NORTH EAST	9125	8935	8625	9075	8685	9150	53595
101		QADIR PUR	18405	15248	15365	18781	18781	19720	106300
102		SONO	20080	15155	14530	15150	14640	16870	96425
103		TANDO ALAM	19595	20040	19435	20235	19585	20210	119100
104		THORA	12200	12310	12055	12425	12130	12530	73650
		Sub Total	436890	464214	427207	445272	451899	471940	2697422
105	PPL	ADAM	2857	2627	3748	3818	3127	1139	17316
106		ADAM WEST	0	0	0	0	496	1083	1579
107		KANDH KOT	236	346	265	295	410	602	2154
108		KINZA	119	362	139	0	0	0	620
109		SHAHADAD	0	0	1708	2390	2493	3048	9639
110		MAZARANI	318	312	282	291	263	394	1860
		Sub Total	3530	3647	6142	6794	6789	6266	33168
111	OMV	LATIF	2088	2710	2400	2099	2422	2155	13874
112		MIANO	1507	2137	1168	1359	985	1607	8763
		Sub Total	3595	4847	3568	3458	3407	3762	22637
113	MPCL	MARI	2528	2261	2163	1556	1256	1000	10764
114		SUJJAL	4091	4003	4003	3886	3857	3276	23116
115		SUJAWAL	1272	1402	1402	1387	1311	1501	8275
		Sub Total	7891	7666	7568	6829	6424	5777	42155
116	Eni(Pak)	BHIT	9693	8942	8201	9082	8424	8368	52710
117		BADHRA	1614	1396	1256	1398	1441	1622	8727
118		KADANWARI	927	775	662	825	750	1162	5101
		Sub Total	12234	11113	10119	11305	10615	11152	66538
119	OMV Maurice	MEHAR	45444	39177	35770	38257	35322	32090	226060
120		SAQIB	0	0	0	0	0	0	0
		Sub Total	45444	39177	35770	38257	35322	32090	226060
		TOTAL	966543	968746	898679	927308	893407	897079	5551762
		KHYBER .P.K							
1	OGDCL	CHANDA	47510	44520	52110	42955	54625	50230	291950
2		NASPHA	622640	578348	598410	609451	582183	591862	3582894
3		MELA	61610	60970	57945	61130	59570	102262	403487
		Sub Total	731760	683838	708465	713536	696378	744354	4278331
4	MOL	MANZALAI	24844	24365	22223	20411	16782	17774	126399
5		MANIKHEL	22847	23590	21573	22607	19533	20395	130545
6		MARAMZAI	101525	137845	138726	146102	144193	152975	821366
7		MAKORI	1036	758	893	1414	1182	1052	6335
8		MAKORI EAST	438633	268518	374750	453665	484339	485740	2505645
		Sub Total	588885	455076	558165	644199	666029	677936	3590290
		TOTAL	1320645	1138914	1266630	1357735	1362407	1422290	7868621
		BALOCHISTAN							
1	OGDCL	UCH	1463	1343	1108	794	987	1092	6787
		Sub Total	1463	1343	1108	794	987	1092	6787
2	MPCL	ZARGHUN SOUTH	337	325	311	329	269	296	1867
		Sub Total	337	325	311	329	269	296	1867
3	PPL	SUI	981	1024	1468	1296	2125	3143	10037
		Sub Total	981	1024	1468	1296	2125	3143	10037
		TOTAL	2781	2692	2887	2419	3381	4531	18691
		GRAND TOTAL	2730464.00	2561277	2602377	2724431	2699461	2788511	16106521

## 3.2 Production of Natural Gas

(MCFT)

S.No.	Company	Field	Jul,15	Aug,15	Sep,15	Oct,15	Nov,15	Dec,15	Cummulative Total from July-December 2015
<b>PUNJAB</b>									
1	OGDCL	DAKHNI	861.38	867.23	834.57	305.46	653.44	839.93	4362.01
2		BAHU	265.47	250.01	228.88	222.27	194.58	182.59	1343.80
3		FIMKASSAR	3.26	3.26	3.15	3.26	3.15	3.26	19.34
4		DHODAK	109.70	103.50	94.50	93.90	93.10	101.50	596.20
5		KAL	2.18	2.26	2.06	2.21	2.16	2.22	13.09
6		MISSAKISWAL	3.10	6.77	2.88	2.40	2.03	1.70	18.88
7		NANDPUR/PANJPIR	296.21	305.88	299.71	313.48	241.73	343.53	1800.54
8		RAJIN	21.74	21.10	20.56	21.05	20.08	20.10	124.63
9		SOGHRI	352.86	350.34	345.27	84.55	212.84	240.18	1586.04
10		TOOT	25.89	25.60	24.88	24.95	24.39	24.15	149.86
11		SADKAL	37.15	31.22	49.88	47.96	42.68	40.80	249.69
		SUB TOTAL	1978.94	1967.17	1906.34	1121.49	1490.18	1799.96	10264.08
12	OPL	DHURNAL	7.94	52.13	59.50	69.48	27.69	32.31	249.05
		BHANGALI	0.00	0.00	0.00	0.00	0.00	0.00	0.00
13		RATANA	371.46	465.45	356.36	420.36	465.23	476.17	2555.03
		SUB TOTAL	379.40	517.58	415.86	489.84	492.92	508.48	2804.08
14	POL	BALKASSAR	1.99	1.95	1.39	1.18	1.74	0.98	9.23
15		BELA	0.00	0.00	0.00	0.00	0.00	0.00	0.00
16		DHULIAN	72.85	72.85	70.46	72.85	70.50	72.85	432.36
17		MEYAL	80.40	80.23	77.39	80.62	77.93	78.89	475.46
18		PARIWALI	201.24	202.83	192.48	191.16	176.27	163.69	1127.67
19		PINDORI	27.90	27.10	30.18	29.05	23.14	19.40	156.77
20		TURKWAL	1.55	1.55	1.49	1.53	1.50	1.54	9.16
		SUB TOTAL	385.93	386.51	373.39	376.39	351.08	337.35	2210.65
21	PPL	ADHI	1265.00	1227.20	1274.46	1389.00	1453.00	1626.00	8234.66
		SUB TOTAL	1265.00	1227.20	1274.46	1389.00	1453.00	1626.00	8234.66
22	MPCL	HALINI	31.07	26.33	28.73	32.35	33.34	28.40	180.22
		SUB TOTAL	31.07	26.33	28.73	32.35	33.34	28.40	180.22
23	DEWAN	RODHO(SALSABIL)	415.69	409.79	392.24	400.57	385.50	392.65	2396.44
		SUB TOTAL	415.69	409.79	392.24	400.57	385.50	392.65	2396.44
		TOTAL	4456.03	4534.58	4391.02	3809.64	4206.02	4692.84	26090.13
<b>SINDH</b>									
1	BHP	ZAMZAMA	4219.96	3978.43	3643.89	3574.55	3237.51	3624.43	22278.77
		SUB TOTAL	4219.96	3978.43	3643.89	3574.55	3237.51	3624.43	22278.77
2	UEPL	ALI	75.21	0.00	44.55	133.00	96.04	90.20	439.00
3		AASSU	21.04	19.78	18.85	15.17	10.57	10.51	95.92
4		BHATTI/NAKURJI	20.32	19.71	20.10	20.99	19.67	20.12	120.91
5		BAQAR DEEP	0.00	0.00	0.00	0.00	0.00	0.00	0.00
6		BUKHARI DEEP	13.95	30.58	30.76	20.26	17.84	10.49	123.88
7		BACHAL	2.55	2.67	0.79	0.00	0.00	0.00	6.01
8		BAKSH DEEP	327.13	257.82	254.07	243.98	214.17	227.21	1524.38
9		BIJORO	1.10	1.08	0.98	0.77	0.70	0.80	5.43
10		DABHI SOUTH	14.37	12.15	8.21	8.88	9.87	10.91	64.39
11		DABHI NORTH	1.19	2.43	1.44	1.08	1.28	2.88	10.30
12		DHANI	2.98	0.33	0.00	0.00	0.00	0.00	3.31
13		DUPHRI	13.30	13.31	12.32	11.71	11.70	8.10	70.44
14		FATEH SHAH NORTH	11.15	9.63	7.74	2.97	0.92	0.00	32.41
15		GHUNGRO	2.28	2.04	1.91	1.59	1.62	1.62	11.06
16		GHARO	0.69	0.64	0.66	0.55	0.62	0.69	3.85
17		GOLARCHI	3.12	16.71	9.96	7.01	10.70	11.50	59.00
18		HALIPOTA	12.22	16.06	11.81	10.74	10.83	6.27	67.93
19		HAIDER DEEP	4.45	2.94	3.34	0.00	2.87	0.00	13.60
20		JABO	6.78	6.89	6.67	7.00	6.84	5.35	39.53
21		JARAR DEEP	16.38	18.69	20.27	23.82	18.91	18.76	116.83
22		JHABERI SOUTH	0.18	0.49	0.14	0.00	0.00	0.00	0.81

Contd.

## 3.2 Production of Natural Gas

(MCFT)

S.No.	Company	Field	Jul,15	Aug,15	Sep,15	Oct,15	Nov,15	Dec,15	Cummulative Total from July- December 2015
23		JOGWANI	12.83	13.99	12.05	12.03	9.03	7.33	67.26
24		JAGIR	0.16	0.58	0.86	0.99	0.82	0.82	4.23
25		JALAL	0.00	0.00	0.00	0.00	0.00	0.00	0.00
26		JAN						0.78	0.78
27		KATO	1.14	0.70	1.09	0.95	0.97	0.89	5.74
28		KAMAL NORTH -1	87.28	78.60	54.79	55.16	49.21	31.81	356.85
29		KAUSAR	58.73	69.63	57.77	48.02	47.33	47.95	329.43
30		KHASKHELI	6.20	6.47	6.26	6.47	6.23	6.78	38.41
31		KHASKHELI DOWN THROWN	0.72	0.67	0.68	0.69	0.57	0.66	3.99
32		KHOREWAH	161.52	146.96	141.55	139.86	127.54	115.22	832.65
33		KHOREWAH DEEP	7.24	4.83	4.65	5.74	5.85	0.79	29.10
34		KOLI	11.06	17.70	16.62	5.06	0.00	0.00	50.44
35		KORAI	734.79	600.78	110.98	458.93	460.21	432.87	2798.56
36		KORAI NORTH	0.00	0.00	0.00	0.10	0.00	0.23	0.33
37		KUMBH	0.00	0.00	0.00	157.05	100.89	77.27	335.21
38		LAGHARI	0.31	0.68	0.44	0.00	0.00	0.35	1.78
39		LODANO	146.62	98.81	43.52	63.54	29.10	23.26	404.85
40		LODANO DEEP	10.50	34.27	19.81	29.46	24.27	19.07	137.38
41		LIARI	0.00	0.00	0.00	0.00	0.00	0.00	0.00
42		LIARI DEEP	9.44	0.38	0.00	0.00	0.00	0.00	9.82
43		LIMU	0.00	0.97	0.00	5.64	7.96	4.29	18.86
44		MAKHDUM PUR	0.00	38.40	32.15	37.07	31.38	27.08	166.08
45		MAKHDUM PUR DEEP	6.82	6.71	6.21	5.72	4.67	4.43	34.56
46		MAZARI	5.66	7.34	5.03	5.19	4.44	7.35	35.01
47		MATLI	1.95	3.26	2.44	0.06	0.40	0.82	8.93
48		MALAH	0.00	0.00	0.00	0.00	0.00	0.00	0.00
49		MEWA	0.00	0.00	0.00	0.00	0.00	0.00	0.00
50		MEYUN ISMAIL DEEP	21.62	22.47	21.70	26.04	55.54	54.42	201.79
51		MISSRI	2.50	2.24	2.37	2.39	2.38	2.61	14.49
52		MOHANO	1.05	1.19	1.12	1.12	1.05	0.97	6.50
53		MUBAN	1.30	1.25	0.94	1.53	2.06	1.93	9.01
54		MURID	6.14	5.50	4.75	5.17	4.24	4.19	29.99
55		NAIMAT BASAL	48.31	81.66	126.53	92.20	116.43	71.37	536.50
56		NAIMAT BASAL 2X	15.13	13.12	10.96	8.01	11.13	8.14	66.49
57		NAIMAT WEST	1995.64	2717.84	3751.78	3577.36	3421.29	3166.49	18630.40
58		NANDO	0.77	3.53	3.68	4.55	3.69	3.62	19.84
59		NURPUR DEEP	28.56	27.39	25.92	25.56	22.74	23.65	153.82
60		NORTH AKRI	0.27	0.28	0.21	0.20	0.22	0.12	1.30
61		PANIRO	0.70	0.77	0.62	1.88	2.08	2.15	8.20
62		PIARO DEEP	35.22	31.05	25.63	21.94	19.82	18.49	152.15
63		PIARO DEEP BASAL	15.44	48.10	172.28	143.54	127.78	111.74	618.88
64		PIR	0.00	0.00	0.00	0.00	0.00	0.00	0.00
65		QASIM DEEP	102.77	98.63	99.70	103.72	95.05	97.23	597.10
66		RAHIM NORTH	25.64	10.95	1.42	0.00	0.00	0.00	38.01
67		RAHIM 1X	70.83	63.32	51.32	45.67	51.32	51.40	333.86
68		RAHIM 2X	9.84	10.44	10.08	12.32	13.20	11.80	67.68
69		RAJANI	2784.89	3281.22	2995.10	3684.56	4259.50	5189.40	22194.67
70		RAGNI DEEP	19.85	19.93	16.23	16.85	16.73	12.27	101.86
71		SALEH	95.72	83.17	139.56	149.02	120.84	159.80	748.11
72		SAKHI DEEP	31.21	32.97	32.54	31.92	30.19	31.90	190.73
73		SAKHI SOUTH DEEP	1.19	1.17	1.11	1.10	1.15	1.16	6.88
74		SAMAN	2.04	1.59	2.59	2.11	2.81	2.75	13.89
75		SALAMAT	991.81	1050.23	922.52	1033.39	1011.51	1030.22	6039.68
76		SAJAN	92.08	129.06	112.40	133.69	130.21	144.79	742.23
77		SONRO	59.17	53.16	77.88	262.29	155.39	58.84	666.73
78		SOUTH MAZARI	6.38	9.42	6.67	7.08	4.89	11.39	45.83

Contd.



## 3.2 Production of Natural Gas

(MCFT)

S.No.	Company	Field	Jul,15	Aug,15	Sep,15	Oct,15	Nov,15	Dec,15	Cummulative Total from July-December 2015
79		SOUTH MAZARI DEEP	19.12	19.16	18.42	22.54	27.15	20.13	126.52
80		SOHRAB DEEP	2570.83	2637.75	2085.11	2292.33	2066.89	2103.88	13756.79
81		SUMAR DEEP	156.39	145.53	112.99	144.69	135.81	185.36	880.77
82		SOUTH BUZDAR	0.00	0.00	0.00	0.00	0.00	0.00	0.00
83		SOUTH BUZDAR DEEP	250.15	223.20	204.74	179.38	161.68	161.12	1180.27
84		SHEIKHANO	3.38	4.42	1.64	3.68	0.37	3.42	16.91
85		SHEIKHANO DEEP	0.39	0.27	0.15	0.23	3.29	0.33	4.66
86		SUTIARI DEEP	1541.34	1612.32	1649.46	1683.79	1599.92	1570.43	9657.26
87		SUHRAT	32.76	42.87	34.61	32.48	30.61	31.27	204.60
88		TANDO GHULAM ALI	50.87	49.58	48.59	48.84	46.41	43.39	287.68
89		TANGRI	1.59	2.58	2.51	2.42	2.22	2.33	13.65
90		TANGRI DEEP	35.62	32.41	43.28	34.50	21.79	32.22	199.82
91		TAJEDI	0.21	0.14	0.15	0.18	0.17	0.10	0.95
92		THEBO	104.22	100.94	96.09	72.42	55.47	56.05	485.19
93		THARO	390.44	354.46	312.32	149.18	148.95	80.50	1435.85
94		TURK	54.03	54.57	52.56	51.25	46.10	53.81	312.32
95		TURK DEEP	223.91	207.54	213.35	215.02	198.98	200.27	1259.07
96		UMER	253.51	244.58	241.08	234.61	151.84	93.90	1219.52
97		USMAN	99.62	82.06	72.82	89.56	86.99	83.82	514.87
98		WASAYO						0.00	0.00
99		ZAUR	9.43	7.00	6.71	7.49	26.73	22.38	79.74
100		ZAUR WEST	0.00	4.58	2.92	1.59	1.41	0.43	10.93
101		ZAUR DEEP	2.65	1.43	2.43	1.15	0.00	1.29	8.95
		SUB TOTAL	14079.89	15194.72	14791.01	16209.79	15842.04	16254.73	92372.18
102	ENI(PAK)	BHIT	6577.41	6372.22	5977.36	6055.45	5851.85	5828.58	36662.87
103		BADHRA	4388.44	4266.28	4024.21	4052.38	3839.24	3848.79	24419.34
104		LUNDALI	0.00	0.00	0.00	0.00	0.00	0.00	0.00
105		KADANWARI	2511.47	2497.47	2196.06	2325.33	2165.90	2165.90	13862.13
		SUB TOTAL	13477.32	13135.97	12197.63	12433.16	11856.99	11843.27	74944.34
106	MPCL	KOONJ-1A	34.85	36.05	35.24	35.47	34.46	35.07	211.14
107		SUJJAL	397.38	395.46	329.55	390.77	385.08	326.65	2224.89
108		SUJAWAL	169.38	157.73	169.95	167.98	161.03	179.50	1005.57
109		MARI	19380.13	19204.45	18662.86	17849.43	16082.84	18091.64	109271.35
		SUB TOTAL	19981.74	19793.69	19197.60	18443.65	16663.41	18632.86	112712.95
110	OGDCL	BOBI	264.66	157.52	173.40	175.50	166.50	172.05	1109.63
111		BALUCH	0.00	0.00	0.00	11.10	30.50	44.90	86.50
112		CHAK 2	55.51	86.65	97.50	121.75	162.65	285.07	809.13
113		CHAK 7A	6.99	7.13	12.71	17.91	19.55	19.70	83.99
114		CHAK 63	56.61	148.08	185.45	173.18	167.73	131.78	862.83
115		CHAK 63 SOUTH EAST	34.95	62.37	81.64	68.75	78.52	71.86	398.09
116		CHAK 66NE	13.72	5.94	0.00	0.00	0.00	0.00	19.66
117		HAKEEM DAHO	392.27	474.70	429.65	312.05	379.24	424.68	2412.59
118		DACHRAPUR	286.09	284.67	274.28	282.09	271.81	245.81	1644.75
119		JAKHRO	175.58	233.75	221.73	163.70	208.89	160.68	1164.33
120		NUR BAGHLA	141.28	134.28	124.20	119.28	108.40	108.38	735.82
121		NOORAI JAGIR	0.00	0.00	18.35	42.01	103.34	183.21	346.91
122		NIM	44.67	43.73	41.67	42.65	37.35	33.42	243.49
123		KUNNAR	567.15	560.85	377.55	399.75	387.60	400.52	2693.42
124		KUNNAR PASAKHI DEEP	3251.56	3517.67	2793.32	3469.61	3364.26	3205.64	19602.06
125		SARI HUNDI	51.85	49.62	50.94	52.50	45.34	39.85	290.10
126		PAKHRO	0.00	0.00	0.00	0.00	0.00	0.00	0.00
127		QADIRPUR	11840.73	11047.91	11445.88	11702.44	11302.25	11541.45	68880.66
128		PASAKHI	20.62	20.62	19.95	20.62	19.95	20.62	122.38
129		MARU-RETI	459.68	459.55	445.59	415.14	435.77	440.33	2656.06
		SUB TOTAL	17663.92	17295.04	16793.81	17590.03	17289.65	17529.95	104162.40
130	OMV	MIANO	2805.00	3070.00	2697.00	2789.00	2714.00	2757.00	16832.00

Contd.

## 3.2 Production of Natural Gas

(MCFT)

S.No.	Company	Field	Jul,15	Aug,15	Sep,15	Oct,15	Nov,15	Dec,15	Cummulative Total from July-December 2015
131		LATIF	2599.00	3396.00	3182.00	3234.00	3042.00	2849.00	18302.00
132		SAWAN	2843.00	2827.00	2651.00	2671.00	2553.00	2596.00	16141.00
133		TAJJAL	177.00	178.00	175.00	160.00	132.00	45.00	867.00
		SUB TOTAL	8424.00	9471.00	8705.00	8854.00	8441.00	8247.00	52142.00
134	PPL	CHACHAR	106.00	93.86	99.72	105.00	79.00	74.00	557.58
135		ADAM	537.00	433.43	547.29	528.00	199.00	70.00	2314.72
136		ADAM WEST	0.00	0.00	0.00	0.00	340.00	506.00	846.00
137		KANDHKOT	5803.00	5555.00	5377.71	5597.00	4505.00	2811.00	29648.71
138		KINZA	74.00	70.38	30.45	0.00	0.00	0.00	174.83
139		SHAHDAD	0.00	0.00	139.36	226.00	211.00	239.00	815.36
140		MAZRANI	137.00	116.77	128.00	131.00	126.00	128.00	766.77
		SUB TOTAL	6657.00	6269.44	6322.53	6587.00	5460.00	3828.00	35123.97
141	PEL	BADAR	370.61	376.37	358.35	369.42	352.38	356.88	2184.01
142		BLOCK-22	241.35	251.75	236.43	266.68	259.48	254.27	1509.96
		SUB TOTAL	611.96	628.12	594.78	636.10	611.86	611.15	3693.97
143	HYCARBEX	HASEEB	0.00	0.00	0.00	0.00	0.00	0.00	0.00
		SUB TOTAL	0.00	0.00	0.00	0.00	0.00	0.00	0.00
144	POGC	REHMAN	287.75	173.27	289.09	285.72	272.72	277.75	1586.30
		SUB TOTAL	287.75	173.27	289.09	285.72	272.72	277.75	1586.30
145	OMV MAURICE	SAQIB	0.00	0.00	0.00	0.00	0.00	0.00	0.00
146		MEHAR	741.99	628.63	560.46	570.55	531.80	447.35	3480.78
		SUB TOTAL	741.99	628.63	560.46	570.55	531.80	447.35	3480.78
		TOTAL	86145.53	86568.31	83095.80	85184.55	80206.98	81296.49	502497.66
		<b>K.P.K</b>							
1	OGDCL	CHANDA	95.74	91.27	111.20	91.57	90.37	92.71	572.86
2		NASHPA	2579.36	2428.11	2576.93	2658.68	2572.61	2624.74	15440.43
3		MELA	327.39	320.36	296.26	311.88	304.84	504.13	2064.86
		SUB TOTAL	3002.49	2839.74	2984.39	3062.13	2967.82	3221.58	18078.15
4	MOL	MAKORI	27.90	23.11	27.00	31.89	29.10	28.58	167.58
5		MAKORI EAST	2254.21	1390.29	1968.48	2396.25	2556.10	2624.15	13189.48
6		MAMIKHEL	973.80	971.44	949.00	1002.16	949.93	969.54	5815.87
7		MANZALAI	1951.11	1778.91	1523.77	1492.55	1352.48	1376.76	9475.58
8		MARAMZAI	3050.07	3717.23	3898.00	4014.69	3920.06	4052.62	22652.67
		SUB TOTAL	8257.09	7880.98	8366.25	8937.54	8807.67	9051.65	51301.18
		TOTAL	11259.58	10720.72	11350.64	11999.67	11775.49	12273.23	69379.33
		<b>BALUCHISTAN</b>							
1	OGDCL	LOTI	568.89	550.63	563.92	684.95	744.70	755.24	3868.33
2		PIRKOH	410.35	400.28	388.30	391.02	356.80	361.40	2308.15
3		UCH	12377.80	12699.30	11666.20	8914.60	11618.80	12990.40	70267.10
		SUB TOTAL	13357.04	13650.21	12618.42	9990.57	12720.30	14107.04	76443.58
4	MPCL	ZARGHUM SOUTH	437.14	420.94	379.94	408.57	337.07	372.82	2356.48
		SUB TOTAL	437.14	420.94	379.94	408.57	337.07	372.82	2356.48
5	PPL	SUI	13328.00	13437.48	12839.10	13350.00	13244.00	13826.00	80024.58
		SUB TOTAL	13328.00	13437.48	12839.10	13350.00	13244.00	13826.00	80024.58
		TOTAL	27122.18	27508.63	25837.46	23749.14	26301.37	28305.86	158824.64
		GRAND TOTAL	128983.32	129332.24	124674.92	124743.00	122489.86	126568.42	756791.76

### 3.3 Company wise Production of Crude Oil and Natural Gas for the month of December, 2015

Name of Company	Crude Oil (US Barrel)	Number of Oil Fields	% Share in Total Production	Natural Gas (MCFt)	Number of Gas Fields	% Share in Total Production
OGDCL	1340703	40	48.08	36658.53	35	28.96
PPL	208219	7	7.47	19280	8	15.23
MPCL	69354	6	2.49	19034.08	6	15.04
UEPL	349741	64	12.54	16254.73	84	12.84
OMV	3762	2	0.13	8247.00	4	6.52
BHP	16351	1	0.59	3624.43	1	2.86
Eni(Pak)	11152	3	0.40	11843.27	3	9.36
OMV Maurice	32090	1	1.15	447.35	1	0.35
OPL	35016	3	1.26	508.48	2	0.40
POL	41400	8	1.48	337.35	6	0.27
Dewan	2787	1	0.10	392.65	1	0.31
MOL	677936	5	24.31	9051.65	5	7.15
Hycarbex	-	-	-	0	1	0.00
POGC	-	-	-	277.75	1	0.22
PEL	-	-	-	611.15	2	0.48
<b>Total</b>	<b>2788511</b>	<b>141</b>	<b>100</b>	<b>126568.42</b>	<b>160</b>	<b>100</b>

### 3.4 Province wise Production of Crude Oil and Natural Gas for the month of December, 2015

Province	Crude Oil (US Barrel)	Number of Oil Fields	% Share in Total Production	Natural Gas (MCFt)	Number of Gas Fields	% Share in Total Production
Punjab	464611.0	26	16.7	4692.8	22	3.7
Sindh	897079.0	104	32.2	81296.5	125	64.2
KPK	1422290.0	8	51.0	12273.2	8	9.7
Balochistan	4531.0	3	0.2	28305.9	5	22.4
<b>Total</b>	<b>2788511.0</b>	<b>141</b>	<b>100.0</b>	<b>126568.42</b>	<b>160</b>	<b>100.0</b>

Source: Directorate General of Petroleum concession  
M/O Petroleum & Natural Resources Islamabad.

## 3.5 Production of Crude Oil, Natural Gas and Electricity

Year / Month	Crude Oil (000 Barrels)	Natural Gas (MCFT)	Total ( Elec. Gen. Mn.Kwh)	Hydel	Thermal	Renewable	Nuclear	
2010-11	24041	1471590	86873	31781	52376	----	2716	
2011-12	24573	1558960	67272	28431	53571	----	5270	
2012-13	27841	1505839	86190	29687	51950	----	4553	
2013-14	31585	1493686	101524	31698	64924	----	4902	
2014-15	34490	1465758	100318	32286	62415	802**	5617	
2014	Dec	3017	125043	6823	1894	4484	445	
2015	Jan	2952	125583	5969	804	4762	403	
	Feb	2674	109684	6229	1935	3815	479	
	Mar	2945	123283	6765	1336	4895	534	
	Apr	2839	119037	7242	1457	5277	508	
	May	2799	125035	9680	3347	5799	534	
	Jun	2682	122819	10345	3937	5920	488	
	Jul	2730	129017	9677*	4497	4649	23	508
	Aug	2561	129332	9280*	4353	4636	34	257
	Sep	2602	124675	8788*	4112	4427	26	223
	Oct	2724	124743	7010*	2467	4281	14	248
	Nov	2699	122489	5790*	2266	3242	11	271
	Dec	2788	126568	5454*	1755	3428	11	260

\* = Provisional

\*\* = Figure taken from Hydrocarbon Development Institute of Pakistan

Source i) Directorate General of Petroleum concession  
M/O Petroleum & Natural Resources Islamabad  
ii) Electricity Generating Establishments

## 3.6 Mineral Production

(Thousand Tonnes)

Year / Month	Marble	Arg Clay	Silica Sand	Gypsum	Lime Stone	Ordinary Stone(MT)	Rock Salt	Coal	Copper (MT)	Copper Blister (MT)	
2010-11	1133	4484	301	885	32021	6685	1954	3292	-	15672	
2011-12	1751	4562	270	1260	35016	6540	2136	3179	-	17931	
2012-13	2360	4513	356	1250	38932	4890	2160	2813	-	12285	
2013-14	2591	4935	268	1322	36463	2895	2220	3311	500	6538	
2014-15	2462	5097	269	1417	39819	2155	2136	3407	149	282161	
2014	Dec	205	326	28	112	3198	160	214	353	-	-
2015	Jan	120	283	27	105	3172	150	208	323	52	-
	Feb	111	330	39	118	3157	160	139	295	-	-
	Mar	295	633	27	86	3479	150	119	296	-	-
	Apr	314	507	20	117	3793	150	151	301	-	-
	May	284	564	24	148	3734	200	202	306	-	-
	Jun	209	425	28	118	3452	-	224	244	-	-
	Jul	190	300	20	156	4202	250	307	216	-	2389
	Aug	318	449	35	137	3189	300	309	237	-	0
	Sep	295	481	32	177	3836	80	304	269	-	0
	Oct	292	442	37	155	4011	0	278	299	-	0
	Nov	397	499	34	165	3809	0	295	201	-	0
	Dec	394	444	36	178	4418	0	263	288	-	0

\* = Provisional  
r = Revised

Source: Provincial Directorates of Mines & Minerals Punjab,  
Sindh, KPK, Balochistan & FATA.

## 3.6 Mineral Production

(Tonnes)

Year / Month	Iron ore	Bauxite	Barytes	Bentonite	Celestite	China Clay	Chalk	Chromite	Dolomite	Laterite	
2010-11	329100	9033	31836	30840	607	16055	1100	148034	240111	298994	
2011-12	384893	30223	48510	16520	170	21555	2749	179203	198392	293625	
2012-13	408604	25288	118471	26077	550	22917	810	136443	335819	328067	
2013-14	192749	31156	132433	40650	436	16191	1005	83447	592918	380166	
2014-15	328915	24689	204735	22703	1694	18956	515	100516	223117	392347	
2014	Dec	22057	1060	22583	1585	-	973	106	3481	26521	36880
2015	Jan	37690	2603	28134	1437	-	2348	-	10768	6882	26340
	Feb	32358	1930	9784	1286	-	3088	-	6585	7289	27368
	Mar	26611	2605	3840	1753	-	773	-	8969	7660	30460
	Apr	22979	2362	3765	1799	-	1518	-	9377	8215	38430
	May	18785	1826	3456	1132	-	2435	-	10987	10570	41134
	Jun	16851	1787	2940	513	-	2025	0	7993	8218	30837
	Jul	25846	2350	1603	2577	280	720	40	4737	27452	27843
	Aug	17416	3019	3665	2461	56	3383	60	5127	27729	66634
	Sep	25757	1076	779	2903	70	2077	0	6086	23641	49643
	Oct	141766	1225	22529	13862	42	1054	0	9632	37895	61156
	Nov	34923	2713	16138	1358	98	1527	0	10454	73280	51601
	Dec	37849	7596	24942	2531	112	2116	0	9440	29184	89473

\*= Provisional  
r= Revised

Source: Provincial Directorates of Mines & Minerals Punjab,  
Sindh, KPK, Balochistan & FATA.

## 3.6 Mineral Production

Year / Month	Feldspar	Fire Clay	Flourite	Fullers Earth	Magnesite	Magnese	Ocher	Ord Sand/Bajri Sand	Soap Stone	Sulphur	
2010-11	23254	274042	3156	4180	4908	785	36078	-	47561	27645	
2011-12	53235	408187	6859	6906	5444	345	42107	-	55515	25560	
2012-13	38218	454645	13344	4259	6705	290	37769	2141	93214	20610	
2013-14	81858	458037	7500	6397	3770	3945	32634	3500	72234	35672	
2014-15	38568	405565	5917	8005	4611	4790	33909	2490	100724	19730	
2014	Dec	1692	31665	545	675	160	950	2482	745	8091	2137
2015	Jan	3254	30851	805	767	240	680	2938	-	6899	2265
	Feb	2500	33344	652	821	256	300	5985	-	8592	2157
	Mar	1159	27704	98	897	320	200	3143	-	3917	2356
	Apr	2680	41274	275	968	272	320	5173	-	12140	2200
	May	2492	42765	234	857	96	340	3891	-	12158	148
	Jun	5270	40267	174	808	304	120	1189	-	7413	269
	Jul	12552	46039	150	253	0	64	1906	0	9682	1071
	Aug	22459	53471	290	523	3914	112	3002	0	8563	840
	Sep	19833	40893	1180	2171	4955	-	4285	0	9413	1100
	Oct	16955	37189	1972	498	5275	-	10260	0	9659	327
	Nov	17791	42638	1032	1177	5629	-	7053	3205	11361	623
	Dec	34637	37471	830	656	3010	-	2709	3305	13712	1532

\* = Provisional

Source: Provincial Directorates of Mines &amp; Minerals Punjab, Sindh, KPK, Balochistan &amp; FATA.

## 4. HEALTH

### 4.1(a) Monthly Immunization Coverage Number of doses administered ( 0-11 months )children during 2015

Month(s)	BCG	OPV-0	OPV-1	OPV-2	OPV-3
Jan	492,088	399,360	497,739	462,067	450,975
Feb	310,388	351,434	482,887	448,436	438,317
Mar	494,778	397,446	492,141	463,689	448,364
Apr	517,809	383,349	500,987	481,867	472,835
May	478,750	367,367	467,061	463,536	463,257
Jun	470,756	378,665	446,123	433,321	441,343
Jul	440,796	373,860	417,095	398,680	400,440
Aug	554,923	459,807	505,364	437,201	432,102
Sep	484,016	405,933	452,041	414,900	388,119
Oct	514,203	427,233	507,028	459,639	432,885
Nov	543,772	442,599	495,051	467,974	440,915
Dec	530,330	409,625	466,890	447,038	438,272
<b>Total</b>	<b>5,832,609</b>	<b>4,796,678</b>	<b>5,730,407</b>	<b>5,378,348</b>	<b>5,247,824</b>

---

 Contd.



**4.1(a) Monthly Immunization Coverage**  
**Number of doses administered ( 0-11 months )children during 2015**

Month(s)	Pentava- lent-1	Pentava- lent-2	Pentava- lent-3	Pneumo-1	Pneumo-2	Pneumo-3	Measles-1
Jan	496,658	461,981	450,849	483,497	450,312	439,866	403,269
Feb	482,851	448,352	437,700	473,429	439,296	429,179	316,723
Mar	491,239	463,038	448,222	482,756	457,041	444,869	448,543
Apr	501,055	481,805	472,995	491,429	564,851	466,485	469,804
May	467,037	458,121	463,135	458,300	456,213	455,728	472,514
Jun	445,159	433,285	441,350	439,487	423,929	432,900	456,675
Jul	417,313	398,894	400,758	411,732	392,864	392,641	409,895
Aug	505,283	437,223	432,159	497,621	429,526	420,985	480,547
Sep	427,293	391,010	363,250	451,079	413,839	386,591	416,396
Oct	506,391	458,383	432,483	499,367	449,205	423,214	455,058
Nov	493,285	466,463	439,235	492,376	468,687	448,516	451,920
Dec	465,709	445,824	435,818	460,717	442,862	434,927	410,749
<b>Total</b>	<b>5,699,273</b>	<b>5,344,379</b>	<b>5,217,954</b>	<b>5,641,790</b>	<b>5,388,625</b>	<b>5,175,901</b>	<b>5,192,093</b>

Source : National Institute of Health, Islamabad.

**4.1(b) Monthly Immunization Coverage**  
**Number of doses administered (12-23 Months ) children during 2015**

Month	BCG	OPV-1	OPV-2	OPV-3	Pentava- lent-1	Pentava- lent-2	Pentava- lent-3	Pneumo-1	Pneumo-2	Pneumo- 3	Measles- 2
Jan	1,152	933	824	709	1,786	790	673	345	265	234	340,590
Feb	578	1,726	999	833	1,726	999	833	263	172	195	253,539
Mar	2,212	1,148	899	872	1,146	899	785	54	49	33	388,593
Apr	3,097	1,176	899	783	1,176	899	783	1171	887	764	379,337
May	1,554	566	477	497	566	477	450	214	28	42	377,890
Jun	530	373	404	248	1,360	396	256	33	32	24	350,108
Jul	718	277	335	318	277	335	318	15	10	3	322,752
Aug	1,238	2,476	2,040	2,871	2,476	2,040	1,970	42	24	48	362,779
Sep	920	1,423	1,478	1,387	839	901	824	4	5	8	321,453
Oct	1,498	1,860	176	119	1,860	176	119				360,282
Nov	1,839	532	280	166	518	280	166				378,099
Dec	533	657	646	730	657	646	730				358,112
<b>Total</b>	<b>15,869</b>	<b>13,147</b>	<b>9,457</b>	<b>9,533</b>	<b>14,387</b>	<b>8,838</b>	<b>7,907</b>	<b>2,141</b>	<b>1,472</b>	<b>1,351</b>	<b>4,193,534</b>

BCG = Bacillus of Chalmette and Guerin  
 OPV = Oral Polio Vaccine

Source : National Institute of Health, Islamabad.

**4.1( c ) Monthly Immunization Coverage  
Number of TT doses administered to women during 2015**

MONTH	Pregnant Women					Childbearing age women				
	TT1	TT2	TT3	TT4	TT5	TT1	TT2	TT3	TT4	TT5
Jan	348,520	248,486	25,180	6,731	3,945	26,610	20,013	13,693	4,122	2,028
Feb	350,683	275,745	27,661	7,704	4,601	31,755	21,598	13,373	4,218	2,038
Mar	376,362	307,591	28,381	7,924	5,444	31,565	22,615	12,969	4,213	2,150
Apr	420,407	333,154	38,518	10,385	6,053	39,674	24,282	13,419	5,072	2,797
May	409,715	340,916	37,132	10,240	5,287	56,908	38,891	27,053	7,369	2,787
Jun	385,903	329,698	32,296	9,277	5,016	61,713	46,771	12,926	4,597	2,657
Jul	350,183	308,286	27,841	8,342	4,336	56,523	40,956	9,865	3,208	1,888
Aug	421,583	265,918	30,376	7,883	4,470	32,168	21,075	13,725	4,642	2,621
Sep	354,372	317,201	28,438	7,689	4,515	22,379	18,206	10,756	3,499	1,952
Oct	381,216	328,025	29,056	7,548	4,233	81,104	57,324	30,298	7,513	4,028
Nov	390,368	329,969	32,921	9,230	5,469	34,282	21,018	13,879	4,094	2,068
Dec	355,579	323,356	67,320	8,422	4,340	28,648	22,040	9,631	3,950	1,927
<b>Total</b>	<b>4,544,891</b>	<b>3,708,345</b>	<b>405,120</b>	<b>101,375</b>	<b>57,709</b>	<b>503,329</b>	<b>354,789</b>	<b>181,587</b>	<b>56,497</b>	<b>28,941</b>

TT = Tetanus Toxioid

Source : National Institute of Health, Islamabad.

### 4.2 Monthly Report on HIV Treatment Centres August, 2015

S. No	Centre Name	Male		Female		Children		Transgender		Total	Total on ART
		Total	On ART	Total	On ART	Total	On ART	Total	On ART		
<b>Federal</b>											
1	PIMS, Islamabad	1801	815	338	185	38	17	7	4	2184	1021
<b>Punjab</b>											
2	Mayo Hospital, Lahore	481	216	60	38	6	1	15	3	562	258
3	Services Hospital, Lahore	279	180	99	74	32	8	1	1	411	263
4	Peaditric Unit, Services Hospital, Lahore	0	0	0	0	221	136	0	0	221	136
5	Shaukat Khanum Hospital, Lahore	236	220	167	145	16	1	0	0	419	366
6	Jinnah Hospital, Lahore	966	478	236	148	0	0	40	21	1242	647
7	DHQ Hospital, Sargodha	413	141	45	20	8	2	0	0	466	163
8	DHQ Hospital, D.G Khan	1054	756	266	186	28	7	4	3	1352	952
9	Allied Hospital, Faisalabad	702	513	57	46	0	0	0	0	759	559
10	Aziz Bhatti Hospital, Gujrat	525	348	265	199	0	0	0	0	790	547
<b>Sindh</b>											
11	Civil Hospital, Karachi	2864	1084	257	170	27	0	44	16	3192	1270
12	Peaditric Unit, Civil Hospital, Karachi	0	0	0	0	57	28	0	0	57	28
13	Indus Hospital, Karachi	353	185	84	45	0	0	0	0	437	230
14	Aga Khan Hospital, Karachi	0	0	0		36	27	0	0	36	27
15	Chanka Medical College Hospital, Larkana	766	401	161	89	16	4	0	0	943	494
<b>Khyber Pakhtunkhwa</b>											
16	Hayatabad Medical Complex, Peshawar	1324	966	429	323	76	37	0	0	1829	1326
17	KDA Hospital, Kohat	181	124	88	66	15	10	0	0	284	200
<b>Balochistan</b>											
18	Bolan Medical Complex, Quetta	251	140	46	34	18	9	0	0	315	183
<b>Total</b>		<b>12196</b>	<b>6567</b>	<b>2598</b>	<b>1768</b>	<b>594</b>	<b>287</b>	<b>111</b>	<b>48</b>	<b>15499</b>	<b>8670</b>

Source:- National Aids Control Programme, NIH, Islamabad.

## 4.3(a) Register Veterinary Medical Practitioner With PVMC- 2015

RVMP Registration for the year of 2015	Male	Female	D.V.M	M.Sc	M.Phil	Ph.D	Total
Jan	185	17	202	Nil	Nil	Nil	202
Feb	311	6	317	Nil	Nil	Nil	317
Mar	59	5	64	Nil	Nil	Nil	64
Apr	101	5	106	Nil	Nil	Nil	106
May	72	6	77	1	Nil	Nil	78
Jun	34	3	35	Nil	Nil	2	37
Jul	96	12	106	2	Nil	Nil	108
Aug	91	10	101	Nil	Nil	Nil	101
Sep	24	5	29	Nil	Nil	Nil	29
Oct	15	1	16	Nil	Nil	Nil	16
Nov	119	26	145	Nil	Nil	Nil	145
Dec	92	16	18	Nil	Nil	Nil	108
<b>Total</b>	<b>1199</b>	<b>112</b>	<b>1306</b>	<b>3</b>	<b>Nil</b>	<b>2</b>	<b>1311</b>

Total RVMP Registered since 1<sup>st</sup> January 2015 to 31<sup>st</sup> December 2015=1311  
Total RVMP Registered since 30<sup>th</sup> May 2000 to 31<sup>st</sup> December 2015= 10122

Source:- Pakistan Veterinary Medical Council, Islamabad.

## 4.3(b) Registered Animal Husbandry Graduate With PVMC- 2015

RVMP Registration for the year of 2015	Male	Female	B.Sc. (Hons) A.H	M.Sc.	Ph.D	Total
Jan	Nil	Nil	Nil	Nil	Nil	Nil
Feb	2	Nil	1	1	Nil	2
Mar	Nil	Nil	Nil	Nil	Nil	Nil
Apr	2	Nil	1	1	Nil	2
May	Nil	Nil	Nil	Nil	Nil	Nil
Jun	1	Nil	1	Nil	Nil	1
Jul	Nil	Nil	Nil	Nil	Nil	Nil
Aug	1	Nil	1	Nil	Nil	1
Sep	Nil	Nil	Nil	Nil	Nil	Nil
Oct	4	Nil	2	2	Nil	4
Nov	1	Nil	1	Nil	Nil	1
Dec	Nil	Nil	Nil	Nil	Nil	Nil
<b>Total</b>	<b>11</b>	<b>Nil</b>	<b>7</b>	<b>4</b>	<b>Nil</b>	<b>11</b>

Total RAHG Registered since 1<sup>st</sup> January 2015 to 31<sup>st</sup> December 2015=11  
Total RAHG Registered since 30<sup>th</sup> May 2000 31<sup>st</sup> December 2015= 486

Source:- Pakistan Veterinary Medical Council, Islamabad.

#### 4.4 Tuberculosis Report (FTI) (Oct- Dec, 2015)

Provinces/Regions	TB Cases NSS+	CDR SS+**	TB All Types			CDR Total	% Treatment Success Rate* (TSR)
			Male	Female	Total		
Punjab	19753	81	23574	23033	46607	70	NA
Sindh	6109	56	6859	6622	13481	46	NA
K.P.K	3229	52	4773	4960	9733	58	NA
Balochistan	868	36	954	1186	2140	33	NA
F.A.T.A	274	25	453	404	857	29	NA
Gilgit Baltistan	32	10	135	201	336	40	NA
AJK	410	38	600	608	1208	41	NA
ICT	96	34	176	189	365	47	NA
<b>Pakistan</b>	<b>30771</b>	<b>66</b>	<b>37524</b>	<b>37203</b>	<b>74727</b>	<b>59</b>	<b>NA</b>

CDR : Case Deduction Rate  
SS+ Sputum Smear Positive

\* Available One Year Lag

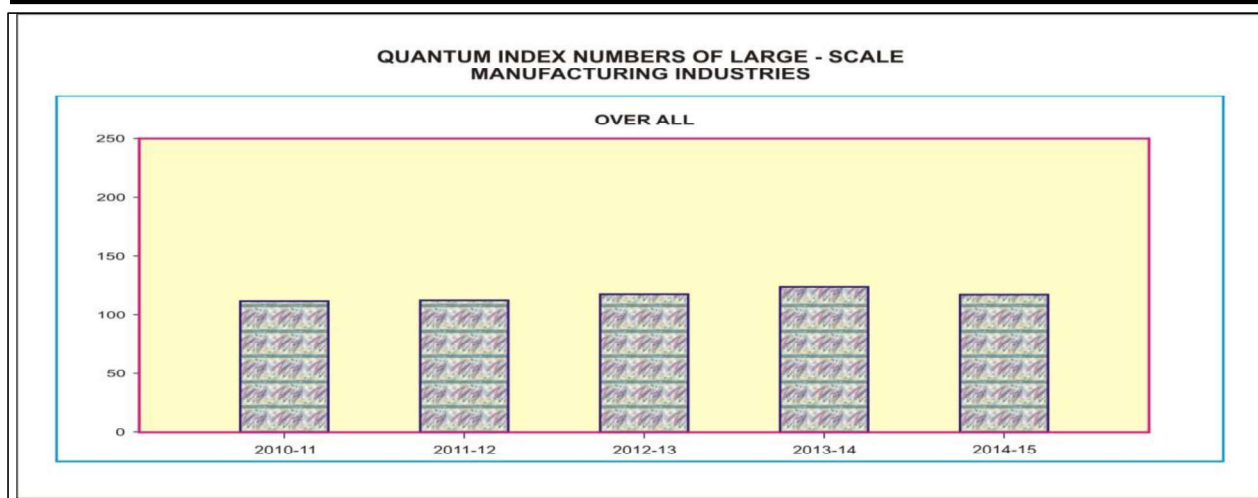
\*\* Based on revised WHO estimates.

Source: National TB Control Programme NIH, Islamabad.

## 5. MANUFACTURING

### 5.1 Quantum Index Numbers of Large-Scale Manufacturing Industries

Year/month	Manufacturing (Over all)	Selected Items						
		Vegetable Ghee	Tea Blended	Cigarettes	Cotton Yarn	Cotton Cloth	Jute Goods	Paper & Board
(2005-06=100)								
2010-11	111.14	94.81	103.43	101.97	115.43	112.89	89.16	95.79
2011-12	112.44	95.76	118.91	96.60	116.03	113.23	90.03	116.64
2012-13	117.35	98.88	141.83	105.05	120.16	113.86	98.39	135.35
2013-14	123.68	102.92	160.00	100.54	130.52	114.64	97.34	150.82
2014-15	117.04	102.75	184.39	97.71	131.94	114.73	90.32	145.25
2014 Dec	137.32	103.66	212.06	92.69	131.74	114.51	96.70	108.70
2015 Jan	142.42	101.87	214.91	119.84	131.34	115.05	99.84	95.08
Feb	141.61	98.71	196.11	111.04	131.53	114.25	95.59	111.81
Mar	145.28	99.51	200.92	126.72	132.47	114.98	97.41	122.90
Apr	133.93	102.74	149.83	138.60	132.71	115.05	94.87	144.23
May	127.22	105.70	163.04	127.58	132.97	115.25	86.37	137.11
Jun	122.60	109.36	161.49	30.87	133.06	114.98	79.67	141.28
Jul	115.74	105.14	185.89	61.44	133.73	115.55	60.46	88.85
Aug	123.94	108.31	207.58	100.75	133.58	115.51	81.67	148.32
Sep	122.38	102.36	200.28	83.35	133.92	115.38	67.23	136.55
Oct	124.33	109.49	213.53	75.23	134.15	115.44	70.53	147.61
Nov	123.42	105.39	213.75	72.93	133.89	114.85	69.39	127.76
Dec	140.04	108.96	238.40	69.36	133.92	114.98	61.24	112.40





### 5.1 Quantum Index Numbers of Large-Scale Manufacturing Industries

Year/month	Selected Items				
	Cement	Auto Mobile	Fertilizers		
			Nit Fertilizer	Phos Fertilizer	Total
	(2005-2006=100)				
2010-11	154.69	103.80	93.26	126.93	96.29
2011-12	159.22	107.31	93.91	121.21	96.37
2012-13	167.29	93.54	88.40	133.94	92.49
2013-14	169.24	91.15	104.81	137.52	107.75
2014-15	173.37	112.59	108.90	150.60	112.66
2014 Dec	180.22	95.47	108.88	163.94	113.83
2015 Jan	168.97	113.96	106.65	80.65	104.31
Feb	168.20	108.33	94.26	106.71	95.38
Mar	173.76	136.06	109.29	159.16	113.78
Apr	189.66	138.45	111.63	165.89	116.51
May	187.91	136.57	108.77	183.03	115.45
Jun	186.49	129.48	121.11	178.15	126.24
Jul	136.91	115.12	128.20	173.22	132.25
Aug	177.44	142.50	123.63	182.68	128.95
Sep	183.58	127.92	120.87	169.45	125.24
Oct	171.82	133.96	133.38	179.99	137.57
Nov	200.65	134.21	125.39	162.70	128.75
Dec	202.78	126.77	125.59	170.03	129.59

Source:- Ministry of industries.

Contd.

## 5.2 Production of Manufacturing Items

Year/month	Vegetable Ghee (i)		Sugar (i)		Tea Blended (ii)	
	No. of reporting factories	Production (Tonnes)	No. of reporting factories	Production (Tonnes)	No. of reporting factories	Production (Tonnes)

(2005-06=100)

2011-12	87	1102861	78	4634093	5	75628
2012-13	87	1138754	78	5073501	5	90201
2013-14	87	1185215	78	5582353	5	101758
2014-15	87	1182971	84	5149776	10	117270
2014 Dec	94	99481	84	1066293	10	11239
2015 Jan	94	97763	84	1330881	10	11390
Feb	94	94729	84	1329408	10	10394
Mar	94	95498	84	1074206	10	10649
Apr	94	98599	84	312672	10	7941
May	94	101438	84	24696	10	8641
Jun	94	104948	84	0	10	8559
Jul	94	100903	84	0	10	9852
Aug	94	103947	84	0	10	11002
Sep	94	100153	84	0	10	10615
Oct	94	105079	84	0	10	12271
Nov	94	101141	84	8148	10	12326
Dec	94	104568	84	916583	10	12635

Contd.

## 5.2 Production of Manufacturing Items

Year/month	Beverages (i)		Cigarettes (ii)	
	No. of reporting factories	Production (000 litres)	No. of reporting factories	Production (Million Nos.)
2010-11	53	1491978	14	65403
2011-12	53	1813294	14	61954
2012-13	53	2078683	14	67377
2013-14	53	2551646	14	64482
2014-15	48	2955748	7	62667
2014 Dec	48	163474	7	4954
2015 Jan	48	159905	7	6405
Feb	48	204038	7	5935
Mar	48	228860	7	6773
Apr	48	298195	7	7408
May	48	317731	7	6819
Jun	48	297302	7	1650
Jul	48	338848	7	3284
Aug	48	289213	7	5385
Sep	48	297891	7	4455
Oct	48	269117	7	4021
Nov	48	184941	7	3898
Dec	48	159004	7	3707

\* In the new base 2005-06 Beverages has been replaced by soft drinks, juices, syrups and squashes and liquors.

Source: (i) Provincial Bureaux of Statistics  
(ii) Ministry of Industries

## 5.2 Production of Manufacturing Items

Year/ month	No. of reporting factories	Cotton Textiles (Mills sector)													
		Capacity installed			Capacity worked				Spindle hours worked (Mn. No.)	Looms hours worked (Mn.No.)	Rotors hours worked (Mn.No.)	Consum- ption of Raw Cotton (Tonnes)	Total Yarn Produ- ction (Tonnes)	Surplus Yarn (Tonnes)	Total Prod- uction of Cloth(000) (Sq.m)
		No. of Spindles (000)	No. of Looms (000)	No. of Rotors (000)	No. of Spindles (000)	No. of Looms (000)	No. of Rotors (000)								
2011-2012	433	11762392	7170	196514	10660925	4900	138775	6401	2	40		2964350	286	1024259	
2012-13	447	11945958	7723	213892	10871886	4899	150034	6425	2	41		3069696	296	1029090	
2013-14	411	13184340	7934	185387	10998890	5890	125420	6602	2	41		3333375	322	1036100	
2014-15	411	13184340	7934	185387	11057945	5234	113323	6559	2	41		336998	336	1036950	
2014 Dec	411	13184340	7934	185387	10165604	4997	112798	6511	2	41	231500	258625	249.64	86250	
2015 Jan	411	13184340	7934	185387	10175814	4930	105961	6527	2	42	230575	258875	249.93	86650	
Feb	411	13184340	7934	185387	10167787	4893	105905	6484	2	40	231380	259025	250.16	86050	
Mar	411	13184340	7934	185387	10169981	4920	106296	6584	2	41	228850	261024	252.02	86600	
Apr	411	13184340	7934	185387	10218429	4903	107277	6574	2	41	222080	261525	251.57	86650	
May	411	13184340	7934	185387	10308707	5607	113966	6610	2	41	223070	262075	252.27	86800	
Jun	411	13184340	7934	185387	11037945	5234	113323	6559	2	41	236841	262275	252.28	86600	
Jul	411	13184340	7934	185387	9896753	4840	102256	6383	2	40	-	284595	275.1	87033	
Aug	411	13184340	7934	185387	9897873	4785	103179	6384	2	41	-	284294	274.79	87000	
Sep	411	13184340	7934	185387	9893706	4755	104647	6381	2	41	-	285000	275.5	86900	
Oct	411	13184340	7934	185387	10001567	4826	108009	6451	2	41	-	285000	276	86950	
Nov	411	13184340	7934	185387	10085159	4910	108230	6504	2	41	-	284950	275.45	86500	
Dec	411	13184340	7934	185387	10169735	4940	108221	6559	2	41		285000	275.5	86600	

## 5.2 Production of Manufacturing Items

Year / month	Cotton Cloth (Mills Sector) (Thousand square metres)															Grand Total
	Fine					Medium					Coarse					
	Grey	Blea- ched	Dyed & Printed	Blen- ded	Total	Grey	Blea- ched	Dyed & Printed	Blended	Total	Grey	Blea- ched	Dyed & Printed	Blended	Total	
2011-12	332778	34566	80544	43324	491212	115062	51629	180058	4842	351591	116798	21582	37534	5542	181456	1024259
2012-13	330442	41820	85695	40890	498847	119658	53870	173116	4551	351195	115010	34699	23524	5815	179048	1029090
2013-14	331866	42582	88206	41322	503976	122718	55810	172038	6834	357400	116574	30150	18442	9558	174724	1036100
2014-15	331986	42702	88326	41442	504456	122838	55834	172146	7266	358084	116706	29154	18058	10492	174410	1036950
2014 Dec	27652	3545	7347	3440	41984	10223	4639	14333	592	29787	9712	2417	1487	863	14479	86250
2015- Jan	27685	3578	7380	3473	42116	10256	4672	14366	625	29919	9745	2450	1524	896	14615	86650
Feb	27635	3528	7330	3423	41916	10206	4622	14316	575	29719	9695	2400	1474	846	14415	86050
Mar	27681	3574	7376	3469	42100	10252	4668	14362	621	29903	9741	2446	1518	892	14597	86600
Apr	27685	3578	7380	3473	42116	10256	4672	14366	625	29919	9745	2450	1524	896	14615	86650
May	27698	3591	7393	3486	42168	10269	4685	14373	638	29965	9758	2463	1537	909	14667	86800
jun	27681	3574	7376	3469	42100	10252	4672	14356	621	29901	9741	2446	1520	892	14599	86600
Jul	27717	3610	7412	3505	42244	10288	4708	14392	657	30045	9777	2482	1556	929	14744	87033
Aug	27714	3607	7409	3502	42232	10285	4705	14389	654	30033	9774	2479	1556	926	14735	87000
Sep	27706	3599	7401	3494	42200	10277	4697	14381	646	33301	9766	2471	1548	922	14707	86908
Oct	27710	3603	7405	3498	42216	10285	4701	14385	650	30021	9770	2475	1552	926	14723	86960
Nov	27672	3565	7367	3460	42064	10247	4663	14347	612	29869	9732	2433	1514	888	14567	86500
Dec	27678	3577	7379	3472	42106	10262	4669	14353	618	29902	9739	2439	1520	894	14592	86600

Source: Textile Commissioner's Organization.

Contd.

## 5.2 Production of Manufacturing Items

Year / month	No. of reporting factories	Jute Textiles								
		Capacity installed		Capacity worked		Production (Tonnes)				Raw Jute consumed (Bales)
		No. of Spindles	No. of Looms	No. of Spindles	No. of Looms	Total	Hessian	Sacking	Others	
(2005-2006=100)										
2011-12	8	36172	1851	25085	972	94087	796	5459	716	44661
2012-13	8	36392	1755	23759	974	102820	1261	7066	1165	57118
2013-14	5	24200	1091	20185	880	101722	987	4876	1261	41582
2014-15	5	24544	1092	20607	847	94392	1189	4667	1087	40107
2014 Dec	5	24544	1092	22377	948	29584	1337	5689	1395	48437
2015 Jan	5	24544	1092	22448	944	32474	1314	5848	1533	49290
Feb	5	24544	1092	22563	934	34117	1206	5855	1264	46891
Mar	5	24544	1092	22305	871	35639	1210	5789	1484	47695
Apr	5	24544	1092	21505	884	31598	943	5907	1412	47436
May	5	24544	1092	21505	884	15113	890	5432	1200	47436
jun	5	24544	1092	20607	847	13110	1189	4662	1087	40107
jul	5	24472	1091	21401	965	11906	1051	3356	858	32743
Aug	5	24272	1108	21535	866	15641	1408	4509	1195	32676
Sep	5	24272	1108	22661	892	16452	1073	3713	1069	32676
Oct	5	24272	1108	20521	800	18466	1285	3331	1526	37681
Nov	5	24272	1108	20205	799	19327	1248	3296	1499	37185
Dec	5	24272	1134	20202	816	35750	7447	21034	7268	37158

Contd.

## 5.2 Production of Manufacturing Items

Year/month	Paper		Paper Board	
	No. of reporting factories	Production (Tonnes)	No. of reporting factories	Production (Tonnes)
2010-11	19	228675	12	206065
2011-12	19	246342	12	283025
2012-13	19	232361	12	381938
2013-14	19	218655	12	465845
2014-15	36	203994	21	515657
2014 Dec	36	13933	21	27178
2015 Jan	36	14437	21	21522
Feb	36	16564	21	25723
Mar	36	22031	21	29300
Apr	36	14826	21	34387
May	36	15743	21	32688
Jun	36	17621	21	33684
Jul	36	13993	21	19612
Aug	36	22269	21	33826
Sep	36	19002	21	32642
Oct	36	21161	21	34667
Nov	36	17462	21	30859
Dec	36	19698	21	22811

---

 Contd.

## 5.2 Production of Manufacturing Items

Year / month	Chemicals (Tonnes)				
	No. of reporting factories	Soda Ash (i)	Caustic Soda (i)	Sulphuric Acid (ii)	Chlorine Gas (ii)
(2005-2006=100)					
2010-11	2	378048	172031	114773	15157
2011-12	2	370743	179097	100403	15770
2012-13	2	366238	182869	89431	15495
2013-14	2	409148	167465	85348	14960
2014-15	2	437106	183952	70229	17355
2014 Dec	2	36446	12184	8912	1354
2015 Jan	2	32396	9778	3507	3143
Feb	2	29797	12713	3217	1386
Mar	2	39366	17633	4094	1392
Apr	2	38229	19809	4945	1237
May	2	37384	18661	7673	1337
Jun	2	35870	17796	7135	1337
Jul	2	38794	21353	4953	1289
Aug	2	36553	20356	10680	1381
Sep	2	37488	18968	11726	1402
Oct	2	39541	17631	6004	1427
Nov	2	40898	18118	6117	1421
Dec		42260	14014	12608	1518

Contd.



## 5.2 Production of Manufacturing Items

Year/ month	Chemical Fertilizers (Tonnes) (i)						Paints & Varnishes Solid(ii)		Paints & Varnishes Liquid (ii)	
	No. of reporting factories	Urea	Super Phosphate	Ammonium Nitrate	Nitro Phosphate	DI.Amm. Phosphate	No. of reporting factories	Production (Tonnes)	No. of reporting factories	Production (000 Ltrs.)

(2005-2006=100)

2010-11	11	4552068	173250	275061	252335	663782	-	25673	-	48924
2011-12	11	4470662	114727	432290	337624	622649	-	23026	-	38371
2012-13	11	4215088	79304	401270	291922	729917	-	28048	-	40528
2013-14	11	4930283	87754	519104	447168	693142	-	37236	-	43077
2014-15	11	5073083	63583	569182	501901	754853	22	48631	20	54028
2014 Dec	14	429939	9040	40666	33517	71846	22	3153	20	4345
2015 Jan	14	420147	3900	40475	35873	26818	22	3771	20	4481
Feb	14	368407	930	39387	32009	43511	22	4082	20	4308
Mar	14	430642	1580	42453	34228	71277	22	4655	20	4614
Apr	14	418000	1213	64587	55520	67473	22	5094	20	4723
May	14	395415	7208	74246	65555	71840	22	5063	20	4640
june	14	453729	7903	68445	63076	69757	22	5332	20	4944
july	14	496092	4792	55730	56682	71024	22	4505	20	4606
Aug	14	467534	5322	62107	65076	72436	22	4526	20	4817
Sep	14	461709	7819	58728	59165	67549	22	4527	20	4747
Oct	14	506885	7281	66803	61677	69942	22	4323	20	4847
Nov	14	498904	7712	45114	33691	71054	22	4628	20	4851
Dec	14	469338	3218	72452	65810	65323	22	4055	20	4750

Source: (i) M/o. Industries & Production.  
(ii) Provincial Bureau of Statistics.

Contd.

## 5.2 Production of Manufacturing Items

Year/ Month	No. of Reporting Refineries	Petroleum Products (000 Ltrs.)											
		Jet Fuel	Kerosene	Motor Spirit	High Speed Diesel	Diesel Oil N.O.S.	Furnace Oil	Lubri- cating Oil	Jute Batching Oil	Solvent- Neptha	L.P.G.	Petroleum Products N.O.S.	Total Petroleum Products
(2005-2006=100)													
2010-11	4	1054216	143637	1695852	3851414	51700	2566930	221456	3356	1052751	343250	289826	11274387
2011-12	4	890346	156877	1687118	3828574	30230	2282991	234177	3526	923630	341611	264025	10643104
2012-13	4	936028	179871	2056737	4583975	40041	2777820	224823	3489	898671	420457	272492	12394404
2013-14	4	995514	175699	2171499	5088237	60893	3041178	224608	2789	1008195	380597	279584	13428792
2014-15	7	1032079	218450	2195500	5327291	56827	3121192	209475	2666	1382571	382403	296135	1422589
2014 Dec	4	86471	17248	163166	371841	4984	214426	16339	207	100578	28576	22636	1026471
2015 Jan	4	75438	13303	179911	424553	3047	257822	13546	196	111543	32202	20723	1132284
Feb	4	74965	13931	162833	400250	3146	246058	13062	293	95310	30355	21258	1061461
Mar	4	106019	16010	190592	446868	5992	283817	15864	219	130218	33547	30251	1259397
Apr	4	89118	21748	186913	501255	5770	277082	20076	267	143880	33687	33912	1313709
May	4	91225	21471	192192	502998	5580	281958	20020	287	132841	35058	31700	1315330
Jun	4	87368	18573	185827	489073	3535	273027	19360	255	134963	32924	32977	1277881
Jul	4	79807	23758	189988	461112	6744	271578	20683	125	108261	28356	23816	1214228
Aug	4	89442	23341	194340	451601	3959	262688	17677	266	114278	33458	36078	1227127
Sep	4	92197	13729	201743	484759	2673	284669	18455	124	107141	36241	40783	1282515
Oct	4	88841	9855	198946	454435	3628	304349	20081	219	105934	34386	37307	1257982
Nov	4	88147	12836	195155	433872	3036	249841	20455	123	97235	35582	36623	1172904
Dec	4	99518	16616	194290	464865	2717	288771	19738	163	103605	43794	34505	1268583

Source:- Oil Companies Advisory Committee.

Contd.

## 5.2 Production of Manufacturing Items

Year/month	Manufacture/Assembly of Automobiles (Nos.) (i)							Bicycles (ii)	
	Cars	Jeeps (4x4)	Light commercial vehicles	Trucks	Buses	Motor Cycles	Tractors	No. of reporting factories	Production (Nos.)
(2005-2006=100)									
2010-11	133972	883	19142	2810	490	1638457	70855	5	345272
2011-12	154255	451	20929	2597	568	1649532	48152	5	262096
2012-13	120332	1475	14517	1923	522	1675071	50871	5	232979
2013-14	116281	1217	17477	2674	559	1728137	34524	5	203669
2014-15	152524	1109	28189	4039	575	1777251	48883	3	210931
2014 Dec	10252	105	1563	272	70	134230	3575	3	14723
2015 Jan	13971	64	2082	333	37	145752	3152	3	15089
Feb	11980	75	2589	269	36	142267	4512	3	14840
Mar	16826	78	4091	414	36	147736	3946	3	17881
Apr	16378	87	3674	372	65	152013	5438	3	18173
May	15783	107	3599	541	60	162868	4141	3	18409
Jun	15096	47	3395	345	40	171176	3551	3	18909
Jul	12994	82	3070	323	62	157373	2721	3	15464
Aug	16802	130	3840	426	94	181990	2573	3	16020
Sep	15337	75	3568	378	66	165302	2022	3	15419
Oct	15615	54	3587	353	109	174378	2418	3	16002
Nov	15879	69	3780	399	94	166827	2517	3	17039
Dec	15887	44	3578	447	74	156930	813	3	12668

Source:- (i) Ministry of Industries  
(ii) provincial Bureau of Statistics

Contd.

## 5.2 Production of Manufacturing Items

Year/month	Steel Products (Tonnes) (i)					
	Coke	Pig iron	Billets	H.R. sheets/ strips/plates/ coils	C.R. sheets/ strips/plates/ coils	Galvanized sheets
(2005-2006=100)						
2010-11	301701	433104	1628913	358597	87946	2720
2011-12	192876	249135	1616403	180087	25910	0
2012-13	203359	201489	1638501	136823	14885	0
2013-14	31924	89433	2128300	57114	4131	0
2014-15	275777	265478	2730992	127028	2848	0
2014 Dec	26169	29960	234493	20388	0	0
2015 Jan	29979	26756	200911	3846	0	0
Feb	14450	20455	250678	10937	1421	0
Mar	32974	44320	240464	11124	0	0
Apr	31204	32345	251471	15457	0	0
May	26776	27306	262017	18045	0	0
Jun	27003	10086	251112	0	0	0
Jul	22646	1509	204258	0	0	0
Aug	13351	0	250000	0	0	0
Sep	10028	0	230000	0	0	0
Oct	11369	0	236000	0	0	0
Nov	0	0	260000	0	0	0
Dec	0	0	255000	0	0	0

Source: Ministry of Industries.

Contd.

## 5.2 Production of Manufacturing Items

Year/month	Cycle Tyres (i)		Cycle Tubes (i)		Motor tyres (i)		Motor tubes (i)		Cement (ii)	
	No. of reporting factories	Production (000 Nos.)	No. of reporting factories	Production (000 Nos.)	No. of reporting factories	Production (000 Nos.)	No. of reporting factories	Production (000 Nos.)	No. of reporting factories	Production (000 MT)

(2005-2006=100)

2010-11	9	2879	9	6534	4	9222	4	19108	21	28716
2011-12	9	3431	9	6846	4	7011	4	20338	21	29557
2012-13	9	3429	9	7746	4	7864	4	20269	21	31055
2013-14	9	4038	9	8061	4	8802	4	20825	21	31418
2014-15	10	4633	10	8391	8	9058	8	22001	23	32185
2014 Dec	10	413	10	745	8	729	8	1753	23	2788
2015 Jan	10	417	10	743	8	730	8	1773	23	2614
Feb	10	423	10	745	8	727	8	1778	23	2602
Mar	10	377	10	666	8	775	8	1841	23	2688
Apr	10	365	10	622	8	804	8	1921	23	2934
May	10	349	10	581	8	801	8	2035	23	2907
Jun	10	333	10	552	8	792	8	2060	23	2885
Jul	10	328	10	549	8	772	8	2069	23	2118
Aug	10	338	10	553	8	862	8	2119	23	2745
Sep	10	338	10	573	8	856	8	2117	23	2840
Oct	10	381	10	633	8	786	8	1985	23	2658
Nov	10	378	10	630	8	807	8	2016	23	3104
Dec	10	372	10	585	8	793	8	2051	23	3137

Source:(i) Provincial Bureaus' of Statistics.  
(ii) M/o. Industries & Production.

Contd.

## 5.2 Production of Manufacturing Items

Year/month	No. of reporting factories	Electric Bulbs (iii) Production (000 Nos.)	No. of reporting factories	Electric Tubes (iii) Production (000 Metres)
2010-11	6	79610	2	1180
2011-12	6	78981	2	1266
2012-13	6	79743	0	0
2013-14	6	75106	0	0
2014-15	7	64753	0	0
2014 Dec	7	6867	0	0
2015 Jan	7	4938	0	0
Feb	7	4681	0	0
Mar	7	4371	0	0
Apr	7	3880	0	0
May	7	4298	0	0
Jun	7	5591	0	0
Jul	7	4580	0	0
Aug	7	4823	0	0
Sep	7	4646	0	0
Oct	7	4498	0	0
Nov	7	5257	0	0
Dec	7	5132	0	0

Source: Provincial Bureaux of Statistics.

Contd.

## 5.2 Production of Manufacturing Items

Year/month	Sewing Machines		Electric Motors		Electric Transformers		T.V. Sets	
	No. of reporting factories	Production (Nos.)	No. of reporting factories	Production (Nos.)	No. of reporting factories	Production (Nos.)	No. of reporting factories	Production (Nos.)
<b>(2005-2006=100)</b>								
2010-11	8	47026	19	10469	7	13691	9	425592
2011-12	8	39603	19	9126	7	23683	9	268801
2012-13	8	32876	19	7539	7	26411	9	462938
2013-14	8	19834	19	9906	7	12175	9	42600
2014-15	8	19272	19	9013	7	24993	9	42455
2014 Dec	8	1536	19	767	7	2164	9	37927
2015 Jan	8	1881	19	766	7	1440	9	36948
Feb	8	1839	19	755	7	1461	9	36093
Mar	8	827	19	725	7	1510	9	34805
Apr	8	1783	19	749	7	1893	9	33608
May	8	1886	19	731	7	1839	9	35278
Jun	8	2694	19	632	7	1660	9	33558
Jul	8	2274	19	695	7	2333	9	34453
Aug	8	1279	19	737	7	1937	9	35668
Sep	8	1098	19	485	7	2254	9	31905
Oct	8	1379	19	665	7	2199	9	31754
Nov	8	1313	19	705	7	2302	9	41137
Dec	8	1569	19	648	7	1834	9	37120

Source: (i) M/o. Industries & Production  
(ii) Provincial Bureaus of Statistics  
(iii) Pakistan Electronic Manufacturer Association(PEMA)

## 6. MONEY & CREDIT

### 6.1 Reserve Money

(Million Rupees)

Components	2010-11	2011-12	2012-13	2013-14	2014-15
A. Currency in Circulation	1501411	1673746	1,939,267	2177873	2554749
B. Cash in Tills	104852	110055	110,867	139490	160299
C. Other Deposits with SBP	10145	8899	10,523	13147	15153
D. Bank Deposits	349434	396172	475,648	530746	413234
<b>Reserve Money (A+B+C+D)</b>	<b>1965842</b>	<b>2188872</b>	<b>2,536,305</b>	<b>2861256</b>	<b>3143436</b>
<b>Factor affecting Reserve Money (RM)</b>					
A. Government Sector(1+2)	1222060	1727905	2235863	2432250	1958090
1. Budgetary Borrowings	1200660	1706008	2,212,823	2409794	1935691
2. Others	21400	21897	23,040	22456	22399
B. Non-Govt. Sector (1+2+3)	309342	284061	295,111	494563	397849
1. Claims on Scheduled Banks					
(a+b+c+d+e)	315182	288789	300,649	500041	403671
a. Agriculture Sector	53228	52131	52,278	51923	52026
b. Industrial Sector	41943	42336	41,057	42833	39405
c. Export Sector	190460	164768	177,756	160553	193124
d. Housing Sector	--	--	--	--	--
e. Others	29551	29554	29,557	244731	119116
2. Claims on NBFIs	18075	19187	18,537	18597	18252
3. Special a/c debt Repayment	-23915	-23915	-24,075	-24075	-24075
C. Other Items (Net)	-179695	-211666	-128,620	-555023	58546
D. Net Domestic Assets (A+B+C)	1351707	1800300	2,402,354	2371790	2414485
E. Net Foreign Assets	614134	388572	133,951	489467	728951
F. Reserve Money (D+E)	1965841	2188872	2,536,305	2861256	3143436

Contd.



## 6.1 Reserve Money

(Million Rupees)

Components	2014	2015		
	Dec.	Jan.	Feb.	Mar.
A. Currency in Circulation	2301599	2370898	2404755	2411394
B. Cash in Tills	137995	120390	126356	145140
C. Other Deposits with SBP1	12904	11553 r	11656 r	11602 r
D. Bank Deposits	328786	541019	483713	430530
Reserve Money (A+B+C+D)	2781284	3043859 r	3026479 r	2998666 r
Factor Affecting Reserve Money (RM)				
A. Government Sector(1+2)	2008988	1980173 r	1821978 r	1678805 r
1. Budgetary Borrowings	1988544	1990485 r	1832482 r	1689019 r
2. Others	20444	-10312 r	-10504	-10214
B. Non-Govt. Sector (1+2+3)	555116	556558	551848	493378 r
1. Claims on Scheduled Banks(a+b+c+d+e)	560850	562193	557418	499065
a. Agriculture Sector	51597	51500	51495	51467
b. Industrial Sector	43143	43140	41976	42451
c. Export Sector	212267	213710	210103	204373
d. Housing Sector	--	--	--	--
e. Others	253843	253843	253843	200774
2. Claims on NBFIs	18340	18440	18505	18387
3. Special a/c debt Repayment	-24075	-24075	-24075	-24075
C. Other Items (Net)	-337829	-37140	6241	182382 r
D. Net Domestic Assets (A+B+C)	2226275	2499592 r	2380068 r	2354565 r
E. Net Foreign Assets	555009	544268 r	646412 r	644101 r
F. Reserve Money (D+E)	2781284	3043859 r	3026479 r	2998666 r

Contd.

## 6.1 Reserve Money

(Million Rupees)

Components	2015			
	Apr.	May	Jun.	Jul.
A. Currency in Circulation	2449972	2489368	2554749	2728926
B. Cash in Tills	130645	136966	160299	166501
C. Other Deposits with SBP1	14185 r	14235 r	13747 r	13673
D. Bank Deposits	534926	579565	413234	533083
Reserve Money (A+B+C+D)	3129729 r	3220133 r	3142030 r	3442183
Factor Affecting Reserve Money (RM)				
A. Government Sector(1+2)	1681963 r	2120749 r	1919064 r	2014613
1. Budgetary Borrowings	1692251 r	2130215 r	1928868 r	2027843
2. Others	-10288	-9466	-9803	-13230
B. Non-Govt. Sector (1+2+3)	387836	397807	394911 r	391103
1. Claims on Scheduled Banks(a+b+c+d+e)	393511	403448	400734 r	397372
a. Agriculture Sector	51456	51472	52026	52077
b. Industrial Sector	42171	42449	39405	35889
c. Export Sector	205043	199651	193124	193168
d. Housing Sector	--	--	--	--
e. Others	94841	109876	116178 r	116238
2. Claims on NBFIs	18399	18434	18252	17887
3. Special a/c debt Repayment	-24075	-24075	-24075	-24156
C. Other Items (Net)	319046 r	18277 r	105639 r	283461
D. Net Domestic Assets (A+B+C)	2388845 r	2536833 r	2419615 r	2689177
E. Net Foreign Assets	740884 r	683301 r	722415 r	753006
F. Reserve Money (D+E)	3129729 r	3220133 r	3142030 r	3442183

Contd.

## 6.1 Reserve Money

(Million Rupees)

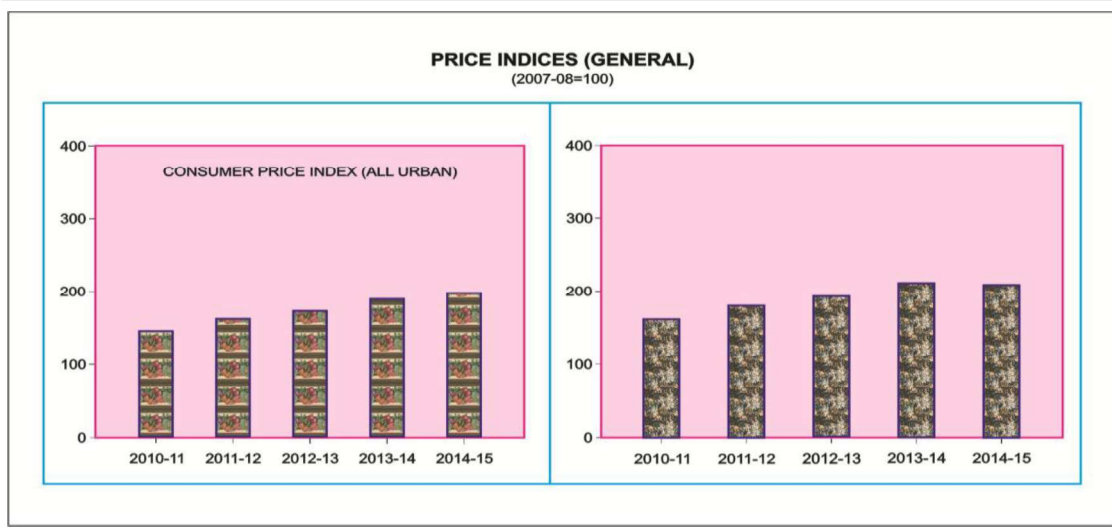
Components	2015				
	Aug.	Sep.	Oct.	Nov.	Dec.
A. Currency in Circulation	2702297	2970420	2864132	2888151	2880189
B. Cash in Tills	145992	164913	153566	153860	162846
C. Other Deposits with SBP1	13696	13594	13567	13615	14543
D. Bank Deposits	530203	335204	531694	526649	418754
Reserve Money (A+B+C+D)	3392188	3484130	3562658	3582275	3476332
Factor Affecting Reserve Money (RM)					
A. Government Sector(1+2)	1779814	1610543	1614683	1593800	1480722
1. Budgetary Borrowings	1793385	1622508	1626689	1605888	1492849
2. Others	-13571	-11965	-12006	-12088	-12127
B. Non-Govt. Sector (1+2+3)	370347	380338	391345	391705	415632
1. Claims on Scheduled Banks(a+b+c+d+e)	376689	386733	397821	397945	421729
a. Agriculture Sector	52073	52030	51968	51965	51928
b. Industrial Sector	34658	37137	36614	38053	37817
c. Export Sector	173661	184426	196039	210062	229446
d. Housing Sector	--	--	--	--	--
e. Others	116296	113140	113200	97865	102539
2. Claims on NBFIs	17902	17848	17768	18005	18147
3. Special a/c debt Repayment	-24244	-24244	-24244	-24244	-24244
C. Other Items (Net)	491000	619963	715348	752698	677884
D. Net Domestic Assets (A+B+C)	2641161	2610844	2721376	2738204	2574238
E. Net Foreign Assets	751027	873286	841282	844072	902094
F. Reserve Money (D+E)	3392188	3484130	3562658	3582275	3476332

Note: 1) Excluding IMP A/c Nos. 1,2 & SAF A/c loan, counterpart funds and deposits of foreign, government, Central Bank, international organizations and deposit money banks  
2) Source agency has made some changes in table Monetary Statistics and renamed as Reserve Money  
3) P = Provisional

## 7. PRICE

### 7.1 Price Indices (General) with Percentage Change

Year / month	Consumer price index (all urban)		Wholesale Price Index	
	index	Annual/monthly rate of change (%)	index	Annual/monthly rate of change (%)
(2007-08 = 100)				
2010-11	146.45	13.66	164.17	21.25
2011-12	162.57	11.01	181.29	10.42
2012-13	174.53	7.36	194.61	7.35
2013-14	189.58	8.62	210.48	8.15
2014-15	198.16	4.53	209.85	-0.30
2014 Dec	196.79	-1.01	208.25	-1.89
2015 Jan	196.95	0.08	206.11	-1.03
Feb	195.13	-0.92	203.86	-1.09
Mar	195.57	0.23	203.89	0.01
Apr	198.16	1.32	205.65	0.86
May	199.66	0.76	207.92	1.10
Jun	200.89	0.62	210.37	1.18
Jul	201.76	0.43	209.53	-0.40
Aug	202.25	0.68	208.42	-0.93
Sep	202.04	-0.10	207.60	-0.46
Oct	203.03	0.49	208.69	0.53
Nov	204.22	0.59	204.22	-2.14
Dec	203.06	-0.57	207.37	1.54



## 7.2 Combined Sensitive Price Indicator (SPI) by Quantile

Year/Month	Quantile					
	Q.1	Q.2	Q.3	Q.4	Q.5	Q.6
(2007-08=100)						
2010 - 11	159.47	161.21	160.54	166.27	168.82	164.03
2011 - 12	170.77	174.11	173.67	181.09	185.59	178.67
2012 - 13	184.04	190.29	189.05	190.39	190.78	189.61
2013 - 14	201.15	206.95	208.93	210.70	209.74	208.66
2014 - 15	204.66	210.75	213.79	215.40	212.95	212.61
2014 Dec	203.70	209.85	213.06	214.64	212.03	211.76
2015 Jan	201.92	208.09	211.30	212.83	210.03	209.89
Feb	199.92	205.79	208.78	209.92	206.59	206.98
Mar	199.92	205.81	208.83	209.99	206.70	207.05
Apr	200.70	206.77	209.95	211.37	208.40	208.42
May	203.33	209.62	212.99	214.56	211.53	211.48
Jun	205.34	211.83	215.43	217.37	214.82	214.29
Jul	206.04	212.55	216.19	218.21	215.76	215.13
Aug	205.65	211.92	215.53	217.42	214.77	214.33
Sep	206.58	213.25	215.45	219.00	215.80	215.23
Oct	209.02	216.02	216.72	220.94	217.31	217.02
Nov	211.11	218.16	218.97	223.31	219.81	219.37
Dec	209.62	216.87	217.86	222.48	219.50	218.60

---

### 7.3 Combined Consumer Price Index Numbers by Commodity Groups

Year/ month	General	Food & Non - Alcoholic Beverages	Alcoholic Beverages Tobacco	Clothing & Footwea r	Housing water, Elec, Gas Fuels	H.hold Equip & Repair, Maintai- nance	Health	Trans- port	Commun i-cation	Recre- ation & Culture	Educa- tion	Restau & Hotels	Miscellne- ous goods & services
(2007-08=100)													
2010-11	146.45	164.61	151.64	133.35	135.27	135.59	123.79	149.01	122.47	134.62	128.17	164.04	152.45
2011-12	162.57	182.77	165.01	153.45	146.17	160.28	137.97	171.39	122.94	145.35	143.83	185.82	181.47
2012-13	174.53	195.05	191.02	175.58	151.34	179.87	156.56	186.43	126.16	169.07	156.69	203.63	199.49
2013-14	189.58	211.75	223.38	198.01	164.60	195.85	167.15	195.15	129.76	183.77	172.57	228.61	210.15
2014-15	198.16	217.32	269.93	213.82	174.93	208.68	176.19	187.22	130.09	190.29	196.40	244.58	221.13
2014 Dec	196.79	215.18	266.63	213.88	174.04	208.8	176.31	185.17	130.13	189.6	192.41	244.59	220.73
2015 Jan	196.95	214.11	266.62	214.32	176.51	209.37	176.97	181.22	130.13	189.63	192.41	244.90	221.30
Feb	195.13	209.81	266.63	214.49	176.51	209.72	177.16	175.39	130.27	189.67	192.41	246.22	222.81
Mar	195.57	210.96	266.63	215.06	176.51	209.89	177.26	175.14	130.27	189.80	192.50	247.22	222.57
Apr	198.16	214.18	266.65	217.17	177.73	211.06	178.21	176.70	130.29	192.74	209.17	247.73	223.99
May	199.66	218.32	268.97	217.58	177.75	210.84	178.22	176.82	130.29	192.98	209.17	248.45	223.08
Jun	200.89	219.66	304.76	218.56	177.76	211.59	178.55	178.59	130.30	192.98	209.17	249.24	223.37
Jul	201.76	219.76	309.83	219.65	179.77	213.53	178.91	178.62	130.35	193.01	209.17	249.70	223.13
Aug	202.25	220.51	309.90	220.27	180.31	214.22	179.01	178.02	130.36	193.03	209.23	250.26	223.88
Sep	202.04	219.41	309.97	220.68	181.10	214.88	179.51	175.60	130.36	193.41	209.22	251.29	224.64
Oct	203.03	220.40	309.96	221.89	182.62	215.49	179.67	175.80	130.36	193.55	209.25	253.30	225.79
Nov	204.22	223.17	312.26	222.75	182.66	215.78	180.59	177.09	130.39	193.66	209.25	254.36	225.02
Dec	203.06	218.28	334.66	223.65	182.69	216.78	180.83	177.69	130.56	193.66	209.31	255.77	226.28

**7.4: Consumer Price Index Numbers by Major Groups  
and Selected Commodities  
(2007-2008=100)**

Item and Specification	Weight	Index Numbers			% Change in Dec., 2015 over			
		Dec., 2015	Nov., 2015	Dec., 2014	Nov., 2015	Dec., 2014		
<b><u>General</u></b>	<b>100.0000</b>	<b>203.06</b>	<b>204.22</b>	<b>196.79</b>	-	<b>0.57</b>	+	<b>3.19</b>
<b><u>Food and non-alcoholic Beverages</u></b>	<b>34.8343</b>	<b>218.28</b>	<b>223.17</b>	<b>215.18</b>	-	<b>2.19</b>	+	<b>1.44</b>
1 Wheat	0.3477	206.87	202.99	207.94	+	1.91	-	0.51
2 Wheat Flour	4.1648	217.09	216.28	221.32	+	0.37	-	1.91
3 Wheat Product	0.0959	216.90	216.05	220.09	+	0.39	-	1.45
4 Besan	0.1500	263.29	259.87	173.03	+	1.32	+	<u>52.16</u>
5 Rice	1.5821	156.85	158.55	190.01	-	1.07	-	17.45
6 Cereals	0.1563	244.30	244.41	239.36	-	0.05	+	2.06
7 Bakery & Confectionary	1.1550	210.23	210.04	206.84	+	0.09	+	1.64
8 Nimco	0.4574	243.73	242.93	238.29	+	0.33	+	2.28
9 Meat	2.4303	257.73	255.84	244.09	+	0.74	+	5.59
10 Chicken	1.3596	179.49	174.41	193.92	+	2.91	-	7.44
11 Fish	0.2970	221.24	219.78	222.61	+	0.66	-	0.62
12 Milk Fresh	6.6800	258.64	257.02	249.48	+	0.63	+	3.67
13 Milk Products	0.6338	250.23	249.39	242.58	+	0.34	+	3.15
14 Milk Powder	0.1129	232.01	231.58	225.97	+	0.19	+	2.67
15 Eggs	0.4555	208.94	201.40	229.54	+	3.74	-	8.97
16 Mustard Oil	0.0952	154.57	155.03	158.68	-	0.30	-	2.59
17 Cooking Oil	1.7538	133.55	133.44	158.40	+	0.08	-	15.69
18 Vegetable Ghee	2.0714	136.07	135.99	153.52	+	0.06	-	11.37
19 Dry Fruits	0.2543	258.78	255.10	249.19	+	1.44	+	3.85
20 Fresh Fruits	1.8649	193.24	200.95	205.42	-	3.84	-	5.93
21 Pulse Masoor	0.2712	203.16	201.38	189.08	+	0.88	+	7.45
22 Pulse Moong	0.2336	303.32	300.34	306.98	+	0.99	-	1.19
23 Pulse Mash (Washed)	0.2098	336.48	317.19	227.22	+	6.08	+	48.09
24 Pulse Gram	0.2361	271.32	269.43	173.09	+	0.70	+	<u>56.75</u>
25 Gram Whole	0.1616	221.50	217.36	178.80	+	1.90	+	23.88
26 Beans	0.0269	233.87	233.73	243.06	+	0.06	-	3.78
27 Potatoes	0.4671	198.29	234.45	264.59	-	15.42	-	25.06
28 Onion	0.5312	312.02	373.92	146.98	-	16.55	+	<u>112.29</u>
29 Tomatoes	0.4391	200.23	275.88	158.75	-	27.42	+	26.13
30 Fresh Vegetables	1.6886	202.07	265.60	216.00	-	23.92	-	6.45
31 Sugar	1.0445	202.21	213.03	196.68	-	5.08	+	2.81
32 Gur	0.0220	266.16	278.99	253.17	-	4.60	+	5.13
33 Honey	0.0446	306.28	305.40	302.49	+	0.29	+	1.25
34 SweetMeat	0.2483	239.13	238.79	232.52	+	0.14	+	2.84
35 Beverages	1.1990	217.44	217.39	206.55	+	0.02	+	5.27
36 Jam, Tomato Ketchup & Pickles	0.2454	211.62	211.59	203.75	+	0.01	+	3.86
37 Condiments	0.2656	260.42	259.27	252.97	+	0.44	+	2.95
38 Spices	0.5441	238.38	237.23	234.25	+	0.48	+	1.76
39 Tea	0.8377	279.35	273.45	215.38	+	2.16	+	29.70
<b><u>Alcoholic Beverages, Tobacco</u></b>	<b>1.4135</b>	<b>334.66</b>	<b>312.26</b>	<b>266.63</b>	+	<b>7.17</b>	+	<b>25.51</b>
40 Cigarettes	1.3906	336.44	313.74	267.63	+	7.24	+	25.71
41 Betel Leaves & Nuts	0.0229	226.79	222.55	206.01	+	1.91	+	10.09
<b><u>Clothing and footwear</u></b>	<b>7.5708</b>	<b>223.65</b>	<b>222.75</b>	<b>213.88</b>	+	<b>0.40</b>	+	<b>4.57</b>
42 Cotton Cloth	1.7286	215.47	215.40	207.60	+	0.03	+	3.79
43 Woolen Cloth	0.8759	239.67	237.76	232.70	+	0.80	+	3.00
44 Readymade Garments	0.9739	227.80	227.22	213.12	+	0.26	+	6.89
45 Woolen Readymade Garments	0.3964	258.26	252.19	239.99	+	2.41	+	7.61
46 Hosiery	0.5094	237.01	236.08	225.57	+	0.39	+	5.07
47 Dopatta	0.4412	235.93	235.00	230.50	+	0.40	+	2.36
48 Cleaning and Laundry	0.2110	248.98	246.39	235.55	+	1.05	+	5.70
49 Tailoring	0.8840	286.25	285.69	263.37	+	0.20	+	8.69
50 Footwear	1.5504	165.24	165.14	164.29	+	0.06	+	0.58

Contd.

**7.4: Consumer Price Index Numbers by Major Groups  
and Selected Commodities  
(2007-2008=100)**

Item and Specification	Weight	Index Numbers			% Change in Dec.,2015 over			
		Dec., 2015	Nov., 2015	Dec., 2014	Nov., 2015	Dec., 2014		
<b><u>Housing, water, Elec., Gas and other fuels</u></b>	<b>29.4149</b>	<b>182.69</b>	<b>182.66</b>	<b>174.04</b>	+	<b>0.02</b>	+	<b>4.97</b>
51 House Rent	21.8149	170.85	170.85	162.06	+	0.00	+	5.42
52 Construction Input Items	0.5623	242.37	241.85	237.53	+	0.22	+	2.04
53 Construction Wage Rates	0.3331	223.74	223.39	204.99	+	0.16	+	9.15
54 Water Supply	0.4971	149.92	149.92	149.92	+	0.00	+	0.00
55 Electricity	4.3985	238.10	238.10	231.52	+	0.00	+	2.84
56 Gas	1.5756	158.08	158.08	143.81	+	0.00	+	9.92
57 Kerosene Oil	0.0057	210.91	211.04	243.33	-	0.06	-	13.32
58 Firewood Whole	0.2277	281.03	279.21	269.83	+	0.65	+	4.15
<b><u>Furnishing and household equipment maintenance</u></b>	<b>4.2082</b>	<b>216.78</b>	<b>215.78</b>	<b>208.80</b>	+	<b>0.46</b>	+	<b>3.82</b>
59 Furniture	0.3315	207.57	207.09	200.42	+	0.23	+	3.57
60 Household Textiles	0.6489	215.47	214.08	206.70	+	0.65	+	4.24
61 Household Equipment	0.5936	176.33	175.89	172.19	+	0.25	+	2.40
62 Utensils	0.3212	219.05	218.40	210.77	+	0.30	+	3.93
63 Plastic Products	0.2547	205.82	204.88	200.35	+	0.46	+	2.73
64 Washing Soaps & Detergents	0.7893	226.72	225.85	223.15	+	0.39	+	1.60
65 Sewing Needle & Dr Cell	0.1496	202.24	201.89	183.97	+	0.17	+	9.93
66 Household Servant	1.0432	238.79	237.20	226.18	+	0.67	+	5.58
67 Marriage Hall Charges	0.0762	234.48	234.20	230.52	+	0.12	+	1.72
<b><u>Health</u></b>	<b>2.1868</b>	<b>180.83</b>	<b>180.59</b>	<b>176.31</b>	+	<b>0.13</b>	+	<b>2.56</b>
68 Drugs & Medicines	1.2667	149.14	149.14	147.65	+	0.00	+	1.01
69 Medical Equipments	0.0080	226.66	226.66	222.46	+	0.00	+	1.89
70 Doctor (MBBS) Clinic Fee	0.5904	248.27	247.40	238.49	+	0.35	+	4.10
71 Medical Tests	0.3217	180.72	180.65	173.89	+	0.04	+	3.93
<b><u>Transport</u></b>	<b>7.2023</b>	<b>177.69</b>	<b>177.09</b>	<b>185.17</b>	+	<b>0.34</b>	-	<b>4.04</b>
72 Motor Vehicles	0.6630	163.01	163.03	163.77	-	0.01	-	0.46
73 Motor Vehicle Accessories	0.2439	227.45	227.45	230.12	+	0.00	-	1.16
74 Motor Fuel	3.0269	150.77	150.43	164.04	+	0.23	-	8.09
75 Mechanical Service	0.4552	221.05	219.41	210.62	+	0.75	+	4.95
76 Motor Vehicle Tax	0.1099	210.18	210.18	210.18	+	0.00	+	0.00
77 Transport Services	2.7034	198.32	197.38	204.73	+	0.48	-	3.13
<b><u>Communication</u></b>	<b>3.2198</b>	<b>130.56</b>	<b>130.39</b>	<b>130.13</b>	+	<b>0.13</b>	+	<b>0.33</b>
78 Postal Services	0.0662	234.78	229.93	226.10	+	2.11	+	3.84
79 Communication & Apparatus	3.1536	128.38	128.31	128.11	+	0.05	+	0.21
<b><u>Recreation and culture</u></b>	<b>2.0227</b>	<b>193.66</b>	<b>193.66</b>	<b>189.60</b>	+	<b>0.00</b>	+	<b>2.14</b>
80 Recreation & Culture	0.8634	128.29	128.29	128.06	+	0.00	+	0.18
81 Text Books	0.5706	290.62	290.62	280.89	+	0.00	+	3.46
82 Newspapers	0.1934	175.42	175.42	175.42	+	0.00	+	0.00
83 Stationery	0.3953	205.42	205.39	199.16	+	0.01	+	3.14
<b><u>Education</u></b>	<b>3.9431</b>	<b>209.31</b>	<b>209.25</b>	<b>192.41</b>	+	<b>0.03</b>	+	<b>8.78</b>
84 Education	3.9431	209.31	209.25	192.41	+	0.03	+	8.78
<b><u>Restaurants and hotels</u></b>	<b>1.2286</b>	<b>255.77</b>	<b>254.36</b>	<b>244.59</b>	+	<b>0.55</b>	+	<b>4.57</b>
85 Readymade Food	1.2286	255.77	254.36	244.59	+	0.55	+	4.57
<b><u>Misc. goods and services</u></b>	<b>2.7550</b>	<b>226.28</b>	<b>225.02</b>	<b>220.73</b>	+	<b>0.56</b>	+	<b>2.51</b>
86 Personal Care	1.4935	210.48	209.48	204.68	+	0.48	+	2.83
87 Cosmetics	0.3853	196.47	193.11	187.35	+	1.74	+	4.87
88 Blades	0.0322	194.65	190.75	185.42	+	2.04	+	4.98
89 Personal Equipments	0.8440	269.04	268.39	265.72	+	0.24	+	1.25



**7.5 Combined Consumer Price Index Numbers by Quintiles  
and Major Commodity Groups  
Dec, 2015  
(2007-2008=100)**

Income Quintiles	General	Food & non-alcoholic Beverages	Alcoholic Beverages, Tobacco	Clothing & footwear	Housing, water, Elec., Gas & other fuels	Furnishing & household equipment maintenance	Health	Transport	Communication	Recreation & culture	Education	Restaurants & hotels	Misc. goods & services
------------------	---------	--------------------------------	------------------------------	---------------------	--	--	--------	-----------	---------------	----------------------	-----------	----------------------	------------------------

**All Urban Combined**

Aggregate	203.06	218.28	334.66	223.65	182.69	216.78	180.83	177.69	130.56	193.66	209.31	255.77	226.28
Income Quintile 1	204.05	216.83	346.54	221.35	168.89	217.66	173.56	189.04	118.76	208.43	221.46	255.11	226.44
Income Quintile 2	206.23	217.53	345.86	221.67	181.38	216.30	176.23	182.93	118.78	205.96	219.09	256.10	225.41
Income Quintile 3	205.42	217.82	344.33	222.24	181.42	214.04	178.09	180.12	120.76	202.17	213.99	255.81	225.65
Income Quintile 4	206.20	218.16	342.97	223.18	188.34	212.45	180.84	176.14	125.12	196.58	213.77	255.57	225.42
Income Quintile 5	200.79	219.07	321.78	225.24	183.69	218.20	183.58	177.15	136.07	187.02	206.57	255.86	226.93

---

**7.6 Combined Consumer Price Index Numbers by Quintile,  
Major Commodity Groups for Selected Cities  
Dec., 2015  
(2007-2008=100)**

Cities	General	Food & non-alcoholic Beverages	Alcoholic Beverages, Tobacco	Clothing & footwear	Housing, water, Elec., Gas & other fuels	Furnishing & household equipment maintenance	Health	Transport	Communication	Recreation & culture	Education	Restaurants & hotels	Misc. goods & services
--------	---------	--------------------------------	------------------------------	---------------------	--	--	--------	-----------	---------------	----------------------	-----------	----------------------	------------------------

**Income Quintile 1**

Rawalpindi	214.54	227.63	364.47	239.42	190.66	228.14	199.87	199.78	104.56	221.57	276.77	247.82	218.28
Islamabad	218.43	228.90	355.80	232.04	169.25	234.03	200.14	202.51	111.29	309.01	675.44	233.27	225.49
Lahore	194.69	219.81	347.77	205.57	145.54	235.23	188.84	176.63	104.52	217.34	203.77	233.81	280.45
Gujranwala	196.09	208.69	353.04	209.12	168.40	235.14	155.62	173.95	111.41	226.35	162.24	243.33	207.22
Sialkot	191.65	208.81	365.08	174.68	163.28	179.85	142.62	191.05	115.82	305.07	187.03	210.00	198.05
Faisalabad	197.58	205.85	355.29	193.44	178.67	194.86	174.44	187.05	124.07	237.51	159.63	258.87	205.47
Multan	200.55	210.74	360.75	203.79	175.62	208.34	161.51	177.00	137.94	227.06	179.95	248.60	207.16
Sargodha	217.26	213.70	334.92	213.13	222.90	252.87	168.92	231.85	112.02	250.84	184.56	317.39	219.57
Bahawalpur	213.71	210.53	357.63	250.09	204.72	222.64	158.01	183.49	176.02	264.24	217.98	220.90	209.35
Karachi	198.70	213.62	353.01	234.03	150.97	249.13	162.46	155.88	117.43	203.51	173.86	269.15	269.76
Hyderabad	191.23	213.29	353.90	193.59	146.54	185.08	164.15	176.73	112.63	172.97	222.50	236.42	201.51
Sukkur	204.02	214.28	332.64	234.02	164.30	211.89	152.63	168.25	111.36	170.52	320.08	272.08	208.66
Larkana	208.56	208.29	367.82	217.06	198.35	227.28	258.98	166.70	125.51	180.58	180.73	270.49	270.78
Peshawar	213.80	218.11	326.06	268.12	175.15	243.14	209.07	197.76	113.16	274.99	277.77	256.29	294.07
Bannu	213.75	221.53	371.94	204.35	208.94	240.65	156.15	172.58	110.02	231.80	189.50	332.47	246.80
Quetta	197.44	207.06	374.95	186.27	181.31	178.71	166.69	211.39	124.60	176.72	243.72	235.73	211.70
Khuzdar	203.42	214.30	366.46	211.56	169.23	223.68	174.43	187.18	131.06	166.91	183.07	352.51	198.83

**Income Quintile 2**

Rawalpindi	217.65	228.58	363.40	238.71	196.22	227.65	202.84	218.35	106.25	255.82	288.23	247.41	219.16
Islamabad	214.04	229.07	365.30	239.89	165.89	229.17	188.09	182.85	108.91	232.90	578.02	240.46	217.06
Lahore	193.87	219.26	354.06	204.38	148.09	239.87	181.63	167.51	104.17	217.53	210.94	235.33	273.89
Gujranwala	195.74	209.08	357.07	205.30	172.43	227.51	154.40	169.93	112.28	241.94	150.79	258.02	207.35
Sialkot	189.53	206.69	361.62	179.01	166.97	178.80	147.42	178.11	121.63	333.76	184.88	209.76	187.33
Faisalabad	195.54	205.08	357.82	195.19	182.41	200.69	170.54	177.10	118.84	230.64	149.60	248.05	206.15
Multan	199.97	211.92	360.53	203.18	180.16	205.85	158.08	169.22	130.98	234.12	179.17	245.22	206.16
Sargodha	217.96	213.89	328.90	213.10	228.14	254.26	173.78	206.53	105.37	261.81	199.08	307.04	223.85
Bahawalpur	211.83	210.93	356.79	242.70	207.33	228.30	163.42	165.64	175.33	255.30	191.73	222.72	208.17
Karachi	199.57	214.91	350.81	227.88	155.21	238.80	161.68	158.28	121.29	198.77	178.73	271.81	257.63
Hyderabad	191.98	213.42	352.26	194.49	150.97	187.32	168.32	177.64	113.84	167.21	262.71	238.19	200.98
Sukkur	203.15	213.21	320.66	233.55	169.20	207.08	155.40	171.08	108.78	172.08	309.03	273.45	207.46
Larkana	212.18	212.44	366.12	219.57	202.59	221.41	268.30	171.29	131.90	180.85	182.55	271.11	267.18
Peshawar	213.66	219.03	332.26	270.98	179.52	240.57	203.24	188.86	120.61	250.40	253.56	256.59	288.00
Bannu	211.04	220.19	364.82	204.47	206.83	234.40	156.25	172.48	115.07	219.28	197.97	310.92	261.15
Quetta	197.96	209.03	366.33	188.15	185.74	180.62	167.54	185.83	119.60	178.95	219.37	235.24	210.24
Khuzdar	202.16	216.00	358.11	210.37	160.11	236.52	181.35	171.02	134.13	177.72	178.97	348.52	194.84

Contd.

**7.6 Combined Consumer Price Index Numbers by Quintile,  
Major Commodity Groups for Selected Cities  
Dec., 2015  
(2007-2008=100)**

Cities	General	Food & non-alcoholic Beverages	Alcoholic Beverages, Tobacco	Clothing & footwear	Housing, water, Elec., Gas & other fuels	Furnishing & household equipment maintenance	Health	Transport	Communication	Recreation & culture	Education	Restaurants & hotels	Misc. goods & services
--------	---------	--------------------------------	------------------------------	---------------------	--	--	--------	-----------	---------------	----------------------	-----------	----------------------	------------------------

**Income Quintile 3**

Rawalpindi	216.87	226.69	355.08	241.49	194.31	225.61	212.00	195.05	110.66	242.03	284.34	250.22	224.33
Islamabad	213.56	229.20	336.06	233.38	159.71	226.70	182.40	183.66	113.03	221.18	729.12	228.59	232.71
Lahore	192.20	220.50	350.75	205.64	138.32	240.58	182.49	165.00	107.23	218.33	199.41	233.28	274.55
Gujranwala	193.35	209.30	354.78	209.50	163.77	221.55	153.57	161.03	116.83	216.47	151.17	242.27	206.00
Sialkot	188.55	206.59	340.66	180.54	160.64	184.78	146.17	166.11	128.72	307.01	176.52	204.26	188.32
Faisalabad	193.28	205.35	351.13	195.03	175.99	200.55	169.52	170.68	120.17	228.83	151.63	236.88	206.90
Multan	197.89	211.61	359.21	201.88	174.29	196.98	159.60	167.78	133.99	224.30	171.06	240.96	206.34
Sargodha	215.97	211.50	325.92	213.85	233.81	253.83	167.35	191.35	111.20	254.61	178.19	315.07	222.83
Bahawalpur	211.55	210.78	362.81	246.39	204.72	230.16	157.26	165.51	175.83	241.67	196.69	219.93	210.69
Karachi	199.59	215.50	353.39	224.88	147.14	232.56	160.73	159.21	123.18	196.00	183.30	273.19	253.75
Hyderabad	189.02	212.57	351.42	196.21	139.27	188.49	167.35	175.29	123.27	172.14	256.30	239.63	203.15
Sukkur	199.88	212.39	320.18	234.33	157.41	208.70	148.75	165.45	110.30	172.84	311.31	268.20	205.92
Larkana	212.36	214.83	352.57	217.63	200.87	219.26	255.05	170.45	133.09	180.10	181.96	268.98	288.13
Peshawar	210.58	217.71	320.69	271.71	172.82	241.17	200.25	192.43	119.21	230.24	266.09	256.91	276.67
Bannu	209.55	220.86	375.13	211.42	203.33	222.57	157.92	162.11	117.69	207.50	184.01	318.73	259.74
Quetta	195.32	208.24	351.02	188.45	181.93	180.50	168.51	171.17	118.98	176.01	232.66	229.31	205.27
Khuzdar	199.12	217.58	351.34	206.03	149.59	232.16	188.08	165.01	136.42	173.65	177.92	342.36	196.14

**Income Quintile 4**

Rawalpindi	216.88	225.56	350.21	245.26	200.37	230.68	214.02	193.84	112.93	219.68	258.08	251.94	230.00
Islamabad	215.08	229.29	331.77	233.55	166.51	226.59	193.45	186.66	124.06	208.31	645.38	231.32	228.30
Lahore	192.05	221.09	345.11	205.45	153.02	239.17	179.05	160.61	111.99	208.58	197.55	231.02	272.63
Gujranwala	193.93	209.39	344.56	211.93	175.43	207.00	157.56	156.51	122.28	215.04	151.44	242.13	201.29
Sialkot	190.73	208.45	347.49	182.69	175.65	179.87	145.46	165.77	136.20	274.50	175.59	201.72	186.89
Faisalabad	192.25	205.73	350.79	195.98	185.16	200.28	168.76	161.84	123.02	211.87	143.43	238.80	208.91
Multan	198.70	211.77	352.99	203.55	187.92	196.91	155.51	164.07	136.67	213.03	173.44	235.87	209.64
Sargodha	216.67	213.12	319.50	215.78	234.31	262.73	168.55	184.29	117.37	283.51	169.46	313.59	224.09
Bahawalpur	209.75	210.80	355.85	244.18	210.52	225.17	159.89	160.59	175.54	234.36	196.82	216.14	212.25
Karachi	200.38	216.18	353.74	225.63	160.39	240.82	160.90	159.65	127.30	193.33	187.96	272.83	251.38
Hyderabad	190.41	213.45	348.72	196.57	154.95	187.19	168.08	170.94	129.35	173.06	253.80	239.58	205.65
Sukkur	201.75	213.22	308.02	234.15	173.49	209.84	152.29	160.20	116.83	171.74	310.09	268.51	208.80
Larkana	216.16	219.96	320.08	217.30	208.07	218.53	266.66	167.04	140.90	179.68	199.71	269.43	301.85
Peshawar	211.43	219.43	313.74	271.69	183.42	233.65	212.87	184.57	124.38	229.64	251.74	262.21	271.76
Bannu	211.81	222.86	384.88	216.37	202.97	231.80	157.53	169.82	118.32	196.88	182.90	314.82	263.69
Quetta	196.60	207.85	340.43	191.69	189.65	179.37	167.89	173.31	121.79	172.30	241.74	228.83	200.08
Khuzdar	203.18	219.54	359.87	206.59	167.59	244.13	187.13	164.35	139.23	174.51	175.87	331.95	205.04

Contd.

**7.6 Combined Consumer Price Index Numbers by Quintile,  
Major Commodity Groups for Selected Cities  
Dec., 2015  
(2007-2008=100)**

Cities	General	Food & non-alcoholic Beverages	Alcoholic Beverages, Tobacco	Clothing & footwear	Housing, water, Elec., Gas & other fuels	Furnishing & household equipment maintenance	Health	Transport	Communication	Recreation & culture	Education	Restaurants & hotels	Misc. goods & services
<b><u>Income Quintile 5</u></b>													
Rawalpindi	217.57	228.55	315.08	244.53	202.10	229.92	205.04	198.06	125.50	203.38	273.12	248.44	255.58
Islamabad	207.26	228.68	301.40	236.65	165.04	233.81	195.89	200.12	128.53	201.67	404.30	235.14	244.69
Lahore	188.49	223.00	304.33	209.33	153.31	235.60	179.28	168.86	125.67	200.87	189.98	237.33	270.16
Gujranwala	190.73	210.85	320.72	215.18	176.69	186.85	155.10	159.13	133.76	194.91	147.55	238.84	204.39
Sialkot	187.80	209.88	319.09	185.33	174.71	177.73	150.67	168.41	138.04	250.85	169.65	204.99	190.77
Faisalabad	190.01	206.94	325.05	195.48	185.61	207.83	163.24	166.68	129.99	202.37	161.90	224.79	211.30
Multan	194.95	215.42	308.51	202.40	188.74	189.35	154.02	171.63	138.84	206.79	172.15	236.17	208.72
Sargodha	221.67	215.47	324.28	227.34	234.52	364.57	163.79	180.40	126.08	242.27	165.63	318.15	235.33
Bahawalpur	208.78	212.79	298.84	243.85	211.13	227.71	154.14	167.25	176.37	230.52	199.95	218.31	216.69
Karachi	200.27	218.30	334.90	228.69	159.24	326.31	161.74	173.94	138.81	184.73	193.03	274.49	251.13
Hyderabad	187.62	215.13	322.63	198.81	156.16	174.59	166.75	175.49	138.48	163.98	243.97	241.21	211.32
Sukkur	200.11	213.93	284.99	234.01	174.71	202.78	147.64	164.02	127.76	170.21	336.95	267.13	210.73
Larkana	214.33	218.24	303.19	217.32	209.19	213.26	278.51	168.71	144.73	169.08	255.29	267.35	283.75
Peshawar	206.49	220.43	287.81	268.64	182.20	227.07	193.08	190.22	130.22	190.01	252.73	258.63	255.79
Bannu	203.54	218.32	389.80	208.14	204.12	203.95	152.33	149.17	121.24	202.24	210.03	320.65	232.08
Quetta	196.73	209.51	300.14	191.19	192.50	166.42	161.82	174.50	129.25	169.68	242.79	234.93	202.65
Khuzdar	200.34	220.37	305.99	214.07	160.55	238.83	175.56	161.09	146.98	179.23	169.37	346.19	221.94
<b><u>Aggregate</u></b>													
Rawalpindi	216.78	227.57	334.15	244.08	199.29	229.81	207.37	197.62	121.32	211.88	271.65	249.26	246.79
Islamabad	207.37	228.78	308.63	236.29	163.36	233.28	195.01	199.35	127.78	203.70	416.80	235.03	243.07
Lahore	190.06	221.57	331.94	207.16	150.40	236.77	180.20	166.92	119.01	207.27	193.39	235.41	271.99
Gujranwala	193.29	209.67	342.16	211.17	173.89	203.47	155.66	159.85	124.93	212.19	150.31	241.55	204.58
Sialkot	188.82	208.47	340.07	182.49	171.45	179.49	147.69	168.20	134.97	274.57	173.85	204.70	189.31
Faisalabad	192.85	205.85	347.48	195.22	183.55	204.23	168.17	167.78	125.43	217.27	155.18	237.78	208.63
Multan	197.06	212.94	344.33	202.78	184.44	193.63	156.26	170.14	137.18	214.17	172.89	238.01	208.16
Sargodha	218.02	213.39	325.24	216.97	231.85	297.98	168.10	187.30	117.76	259.11	174.30	314.84	226.69
Bahawalpur	210.62	211.33	344.00	245.18	208.86	227.10	157.34	166.98	176.04	240.38	199.41	218.92	212.60
Karachi	199.37	216.99	343.93	227.55	155.90	303.66	161.42	169.99	134.51	188.95	191.10	273.77	252.08
Hyderabad	189.47	213.70	344.00	196.70	152.87	180.73	167.19	174.58	130.80	168.59	248.71	239.96	207.14
Sukkur	201.46	213.33	308.82	234.04	170.61	207.26	151.24	163.89	118.16	171.46	320.12	269.10	208.55
Larkana	213.09	214.58	345.67	217.82	205.39	219.44	265.83	168.76	136.38	178.09	215.02	269.47	283.67
Peshawar	209.42	219.20	315.59	269.95	180.65	231.71	199.49	189.96	126.33	214.78	253.99	258.59	268.50
Bannu	209.98	221.06	376.50	210.00	205.08	223.49	156.39	161.24	117.73	206.54	193.85	317.37	249.38
Quetta	196.78	208.54	329.88	190.03	189.05	175.02	165.90	174.81	123.95	173.32	238.43	232.03	203.84
Khuzdar	202.26	216.70	354.36	209.48	165.70	234.17	181.73	169.62	136.18	173.97	177.29	344.81	202.61

**7.7 Combined Consumer Price Index Numbers by Income Groups/City  
and Commodity Groups for all Centers Covered in CPI  
December, 2015  
(2007-2008=100)**

Cities		General	Food & non-alcoholic Beverages	Alcoholic Beverages, Tobacco	Clothing & footwear	Housing, water, Elec., Gas & other fuels	Furnishing & household equipment maintenance	Health	Transport	Communication	Recreation & culture	Education	Restaurants & hotels	Misc. goods & services
Rawalpindi	01	216.78	227.57	334.15	244.08	199.29	229.81	207.37	197.62	121.32	211.88	271.65	249.26	246.79
Islamabad	02	207.37	228.78	308.63	236.29	163.36	233.28	195.01	199.35	127.78	203.70	416.80	235.03	243.07
Attock	03	199.00	208.71	323.18	231.99	156.23	220.60	162.73	193.33	119.38	191.62	295.70	255.34	261.37
Jhelum	04	200.70	212.47	347.90	232.68	171.95	215.22	165.97	185.67	125.95	221.73	293.78	244.62	210.95
Lahore	05	190.06	221.57	331.94	207.16	150.40	236.77	180.20	166.92	119.01	207.27	193.39	235.41	271.99
Sahiwal	06	223.44	219.73	340.52	274.81	219.12	227.16	196.86	175.97	135.64	214.80	281.88	283.66	247.66
Gujranwala	07	193.29	209.67	342.16	211.17	173.89	203.47	155.66	159.85	124.93	212.19	150.31	241.55	204.58
Wazirabad	08	204.49	223.48	354.57	210.73	186.93	198.27	148.55	162.11	128.18	219.85	149.63	230.48	205.78
Sialkot	09	188.82	208.47	340.07	182.49	171.45	179.49	147.69	168.20	134.97	274.57	173.85	204.70	189.31
Faisalabad	10	192.85	205.85	347.48	195.22	183.55	204.23	168.17	167.78	125.43	217.27	155.18	237.78	208.63
Jhang	11	218.03	222.20	337.92	284.29	200.66	212.89	229.62	175.46	135.92	220.37	174.35	248.62	215.40
Multan	12	197.06	212.94	344.33	202.78	184.44	193.63	156.26	170.14	137.18	214.17	172.89	238.01	208.16
Muzaffargarh	13	205.42	221.82	350.05	229.62	175.86	198.66	166.43	167.56	141.99	226.82	173.52	267.97	207.07
D. G. Khan	14	214.35	224.06	339.76	253.98	219.61	208.65	170.39	162.42	122.78	197.37	114.17	223.35	183.99
Vehari	15	195.75	213.74	337.67	193.89	180.34	206.81	134.63	155.80	132.07	217.76	168.13	246.06	230.73
Sargodha	16	218.02	213.39	325.24	216.97	231.85	297.98	168.10	187.30	117.76	259.11	174.30	314.84	226.69
Mianwali	17	222.84	229.35	352.85	192.41	247.59	215.54	161.95	165.00	108.40	260.99	178.96	239.38	246.59
Bahawalpur	18	210.62	211.33	344.00	245.18	208.86	227.10	157.34	166.98	176.04	240.38	199.41	218.92	212.60
Bahawalnagar	19	211.28	217.79	298.96	255.99	203.05	249.79	174.22	163.03	124.71	228.28	179.89	314.83	213.54
R. Y. Khan	20	208.33	220.26	344.97	263.74	189.79	224.42	155.18	165.97	126.34	217.87	213.65	272.47	215.77
Karachi	21	199.37	216.99	343.93	227.55	155.90	303.66	161.42	169.99	134.51	188.95	191.10	273.77	252.08
Hyderabad	22	189.47	213.70	344.00	196.70	152.87	180.73	167.19	174.58	130.80	168.59	248.71	239.96	207.14
Nawabshah	23	240.15	239.56	295.27	294.61	200.89	238.37	222.44	170.57	135.75	165.29	553.68	309.73	399.87
Mirpukhas	24	204.25	219.55	324.08	202.16	183.89	187.77	162.21	173.55	114.67	163.46	232.49	293.33	226.07
Mithi	25	220.20	222.25	329.13	200.51	237.96	183.68	154.15	169.10	112.59	144.54	281.14	290.51	248.70
Sukkur	26	201.46	213.33	308.82	234.04	170.61	207.26	151.24	163.89	118.16	171.46	320.12	269.10	208.55
Larkana	27	213.09	214.58	345.67	217.82	205.39	219.44	265.83	168.76	136.38	178.09	215.02	269.47	283.67
Dadu	28	205.00	220.42	348.71	212.75	172.48	213.67	149.89	175.33	119.98	170.65	439.70	255.06	199.70
Peshawar	29	209.42	219.20	315.59	269.95	180.65	231.71	199.49	189.96	126.33	214.78	253.99	258.59	268.50
Mardan	30	238.99	216.35	321.59	309.15	248.21	230.06	184.24	204.70	124.55	242.21	446.96	276.49	312.54
Abbottabad	31	203.77	215.95	321.28	230.74	169.73	275.98	157.29	202.70	148.71	215.97	190.45	284.13	226.84
Bannu	32	209.98	221.06	376.50	210.00	205.08	223.49	156.39	161.24	117.73	206.54	193.85	317.37	249.38
D. I. Khan	33	208.74	227.47	317.55	205.39	210.16	202.14	158.77	158.75	112.43	168.15	206.63	258.55	206.40
Mingora	34	227.10	226.05	357.26	270.54	194.42	238.60	217.60	195.35	130.74	229.54	248.65	320.62	412.17
Quetta	35	196.78	208.54	329.88	190.03	189.05	175.02	165.90	174.81	123.95	173.32	238.43	232.03	203.84
Turbat	36	203.05	199.88	336.54	198.49	222.89	210.61	176.17	150.15	118.80	146.68	216.73	269.98	212.66
Gawadar	37	194.04	205.04	267.66	202.18	177.20	200.75	165.52	152.76	109.25	119.08	243.51	292.32	208.38
Loralai	38	211.75	219.64	317.14	207.29	212.98	178.73	198.08	172.78	115.09	197.72	200.45	285.97	236.58
Khuzdar	39	202.26	216.70	354.36	209.48	165.70	234.17	181.73	169.62	136.18	173.97	177.29	344.81	202.61
D. M. Jamali	40	207.36	218.28	363.38	203.98	186.75	207.89	163.85	181.76	123.60	155.41	229.42	279.92	203.39

## 7.8 Index Numbers of Wholesale Prices by Commodity Groups

Year / month	General	Agriculture Forestry & Fishery Product	Others & Minerals electricity gas & water	Food product Beverages & tobacco Textile Apparel & Leather Product	Other transport-able Goods	Metal product Machinery & Equipment
--------------	---------	---	--	--	----------------------------------	---

(2007-08=100)

2010-11	164.17	183.20	159.13	166.49	155.77	128.10
2011-12	181.29	185.04	182.74	176.07	194.64	152.55
2012-13	194.61	198.23	211.17	188.39	203.93	159.29
2013-14	158.88	165.52	163.62	156.11	162.99	132.02
2014-15	209.85	220.56	245.47	206.76	197.12	172.72
2014 Dec	208.25	213.09	247.2	205.77	199.17	172.37
2015 Jan	206.11	214.90	248.30	204.71	187.85	173.68
Feb	203.86	212.18	246.75	205.52	180.79	173.23
Mar	203.89	212.84	246.08	205.27	180.97	173.00
Apr	205.65	219.00	245.66	205.98	181.06	172.88
May	207.92	224.47	245.36	206.76	184.03	172.74
Jun	210.37	227.46	245.32	209.87	187.23	172.71
Jul	209.53	224.93	224.93	210.44	185.86	172.57
Aug	208.42	225.90	244.06	210.52	180.27	172.29
Sep	207.60	223.92	249.12	210.64	176.38	171.25
Oct	208.69	228.36	246.91	211.04	176.74	171.31
Nov	208.72	226.06	246.98	212.98	176.87	171.09
Dec	207.37	221.68	247.36	213.69	174.69	171.11

## 7.9 Index Numbers of Wholesale Prices by Commodities

AGRICULTURE FORESTRY & FISHERY											
Year/month	Wheat	Maize	Rice	Sorghum/ Jowar	Millet/ Bajra	Vegetables	Fresh Fruits	Dry Fruits	Cotton Seeds	Other oil Seeds	Edible Roots Potatoes

(2007-08=100)

2010-11	159.53	150.61	123.39	195.10	127.61	173.43	129.19	161.97	171.48	141.73	201.45
2011-12	163.44	159.77	149.45	191.12	153.77	211.52	175.48	181.96	189.55	166.98	175.20
2012-13	188.52	174.74	165.42	211.29	177.02	216.66	216.05	181.47	168.92	177.67	162.82
2013-14	227.13	185.28	177.67	279.98	179.06	254.41	226.73	201.66	185.58	178.30	314.12
2014-15	209.29	191.65	172.20	300.13	173.82	255.40	245.60	227.30	208.86	179.03	314.37
2014 Dec	210.79	186.45	172.32	280.16	167.42	213.83	215.51	224.99	192.60	187.36	275.99
2015 Jan	210.71	186.33	168.68	287.71	162.43	199.24	211.03	227.77	199.35	186.61	199.26
Feb	210.66	189.01	166.83	289.98	162.93	180.66	217.00	229.16	208.28	177.61	161.82
Mar	210.62	187.54	162.53	289.73	159.44	188.58	226.58	232.48	203.39	172.36	150.80
Apr	206.14	188.60	163.71	292.62	172.47	262.99	242.95	237.25	215.48	157.14	115.50
May	199.19	198.78	163.53	321.25	189.44	289.71	262.42	238.89	231.37	161.07	106.40
Jun	194.99	196.59	163.26	314.96	200.42	267.36	287.79	240.69	240.08	161.27	144.68
Jul	199.02	194.73	161.31	336.99	203.58	246.36	313.83	241.48	236.29	160.55	152.85
Aug	198.78	197.89	157.78	340.07	207.85	315.25	279.94	238.67	230.46	162.61	150.28
Sep	202.23	197.73	154.60	334.15	204.45	330.75	249.04	236.68	228.37	159.36	172.56
Oct	209.37	191.32	150.22	293.25	200.68	331.56	253.8	238.92	243.34	162.75	184.04
Nov	215.84	185.64	143.04	271.60	188.77	320.31	206.96	243.32	251.49	164.88	204.98
Dec	218.20	182.47	142.70	258.26	181.34	219.72	207.01	242.59	253.39	162.29	193.69

Contd.

## 7.9 Index Numbers of Wholesale Prices by Commodities

Year/month	AGRICULTURE FORESTRY & FISHERY											
	Stimulant & spice crops	Pulses	Sugar crops	Fibre crops	Unmanufactured tobacco	Poultry	Milk from bovine animals	Eggs	Raw animal material / wool	Hides&fur skins wool	Fuel wood in logs	Fishes fresh or chilled
(2007-08=100)												
2010-11	212.69	169.24	287.34	280.76	156.10	163.53	157.40	148.79	113.86	106.92	151.43	136.35
2011-12	187.89	212.28	273.92	195.07	167.72	186.89	190.29	180.67	134.34	131.07	190.47	144.71
2012-13	184.68	204.81	267.92	193.56	171.49	178.40	213.81	191.02	138.84	139.08	215.48	191.11
2013-14	316.66	186.74	267.92	217.41	186.62	202.88	225.98	200.17	155.22	145.20	238.11	247.73
2014-15	350.96	207.90	277.32	172.23	213.88	193.98	249.87	204.51	173.19	155.20	252.59	270.19
2014 Dec	354.12	204.27	267.92	155.90	217.23	192.50	251.69	232.79	178.68	157.14	250.46	274.05
2015 Jan	301.52	212.26	287.55	161.74	217.23	209.94	251.69	245.22	181.52	162.19	256.69	288.90
Feb	281.50	212.31	287.55	161.34	217.23	163.19	251.69	205.24	178.52	159.76	259.53	288.48
Mar	281.74	209.71	286.29	165.63	217.50	167.92	251.69	189.76	177.10	159.92	259.53	286.70
Apr	286.93	209.56	286.29	172.53	217.50	189.61	251.69	170.54	177.10	159.72	259.53	283.89
May	299.29	229.44	286.29	178.69	219.79	214.91	252.55	163.42	174.38	158.90	259.09	282.30
Jun	352.58	233.89	286.29	177.20	220.89	243.62	252.90	175.64	174.22	156.85	259.09	296.17
Jul	348.00	235.73	286.29	159.33	221.18	237.79	252.90	184.87	174.22	155.92	259.53	308.06
Aug	325.37	235.92	286.29	152.62	226.94	199.19	252.90	206.09	173.66	156.45	261.39	339.60
Sep	318.19	234.67	286.29	154.16	227.46	160.74	253.18	194.92	173.66	156.45	262.48	338.86
Oct	306.38	243.87	286.29	172.23	228.38	146.78	254.04	193.56	173.66	155.85	263.57	339.32
Nov	269.27	245.62	286.29	173.76	229.69	181.52	254.04	205.67	179.16	153.62	263.57	339.32
Dec	258.33	250.31	286.29	172.25	229.69	192.50	255.42	214.79	179.16	153.22	263.57	340.91

Contd.



## 7.9 Index Numbers of Wholesale Prices by Commodities

Year/Month	ORES/MINERALS, GAS & ELECT.				FOOD, BEVERAGES, TOBACCO TEXTILE, APP. LEATHER TEXTILE					
	Coal not Agglomerated	Natural Gas liquified	Salt pure sodium chloride	Electrical Energy	Meat of Animals	Vegetables & fruit Juices	Dried Fruits & Nuts	Fruits & Juices	Vegetable Oil Refined	Vegetable Ghee

(2007-08=100)

2010-11	120.42	157.03	125.80	166.98	174.86	148.78	170.78	133.20	127.91	118.21
2011-12	149.74	193.29	155.69	176.51	214.40	175.93	197.32	155.58	153.33	141.37
2012-13	209.81	197.43	175.78	226.10	228.80	186.93	219.33	158.67	157.94	141.75
2013-14	223.53	203.85	223.53	281.02	238.93	192.48	221.32	166.33	162.31	141.51
2014-15	223.53	202.94	247.76	292.89	257.56	197.17	226.22	172.75	159.75	132.06
2014 Dec	223.53	203.99	247.16	295.61	257.59	197.07	229.74	171.93	161.32	132.27
2015 Jan	223.53	206.29	247.16	295.61	257.79	198.31	232.57	172.22	159.94	130.81
Feb	223.53	203.03	247.16	295.61	259.95	198.31	228.83	173.27	158.19	129.25
Mar	223.53	201.62	247.16	295.61	260.18	198.31	229.85	173.34	158.10	128.57
Apr	223.53	200.74	248.84	295.61	260.64	199.28	228.25	174.06	155.23	124.33
May	223.53	200.10	248.84	295.61	262.20	199.38	229.34	174.61	153.75	122.65
Jun	223.53	199.99	252.31	295.61	262.20	199.38	228.54	175.80	153.66	122.48
Jul	223.53	200.06	252.31	294.68	262.35	200.07	228.54	177.53	153.56	122.09
Aug	223.53	199.75	252.31	293.09	263.70	200.95	229.85	177.53	152.52	120.70
Sep	235.29	208.83	252.31	293.09	265.13	200.95	230.91	177.53	149.26	119.21
Oct	192.16	209.82	252.31	293.09	266.98	200.95	230.84	177.53	150.19	118.43
Nov	192.16	209.99	252.31	293.09	266.98	201.03	232.47	177.53	149.09	118.02
Dec	192.16	210.78	252.31	293.09	267.04	201.36	240.13	177.53	149.34	118.09

Contd.

## 7.9 Index Numbers of Wholesale Prices by Commodities

Year / month	FOOD, BEVERAGES, TOBACCO TEXTILE, APP. LEATHER TEXTILE												
	Oil cakes	Processed Liquid Milk	Milk & cream in solid form	Ice cream	Dairy Product N.E.C	Wheat Flour	Other cereal Flour	Sugar Refined	Chocolates	Sugar Confectionary	Coffee & Tea	SPICES	Other Food Product

(2007-08=100)

2010-11	150.73	154.76	190.61	139.71	141.43	146.53	135.02	251.13	99.77	101.52	165.31	162.42	244.90
2011-12	149.51	182.39	170.43	155.81	184.52	151.98	163.80	229.24	100.35	100.56	192.23	267.98	301.28
2012-13	166.19	207.70	171.54	172.43	207.02	172.24	194.72	201.93	99.19	101.34	203.24	279.84	319.16
2013-14	191.83	211.76	196.23	210.37	220.93	205.78	139.04	206.98	99.19	102.28	215.49	193.08	308.00
2014-15	203.54	243.81	219.96	219.91	239.23	198.20	149.19	217.88	99.19	103.59	192.27	189.96	295.24
2014 Dec	200.15	245.21	222.24	219.91	238.90	202.20	142.81	204.57	99.19	102.28	188.37	188.69	296.60
2015 Jan	198.84	245.21	222.86	219.91	238.90	200.35	148.21	206.01	99.19	102.28	189.39	189.65	298.01
Feb	197.37	252.28	220.24	219.91	239.22	198.41	148.22	205.44	99.19	102.28	194.48	189.66	298.34
Mar	186.18	253.81	221.70	219.91	239.38	198.06	144.94	204.82	99.19	102.28	195.98	189.66	294.23
Apr	200.07	251.52	221.70	219.91	243.80	194.97	146.98	220.03	99.19	102.28	203.67	189.90	294.23
May	206.29	251.52	220.36	219.91	243.80	192.24	173.87	226.96	99.19	102.28	204.59	189.82	292.02
Jun	198.51	251.52	220.46	219.91	243.80	189.05	194.60	235.88	99.19	118.04	206.65	189.97	292.02
Jul	194.96	248.71	220.46	219.91	243.80	190.27	210.16	249.40	99.19	118.04	210.96	189.84	292.02
Aug	199.15	248.71	219.44	219.91	244.55	191.08	214.97	249.46	99.19	118.04	233.14	188.81	292.02
Sep	193.65	248.71	216.31	219.91	244.55	192.14	214.96	246.52	101.06	118.83	240.86	188.73	292.02
Oct	202.18	247.18	216.39	219.91	244.60	197.66	220.69	233.67	101.06	118.83	246.32	188.53	292.02
Nov	212.90	247.18	216.50	219.91	244.60	202.06	224.57	224.95	101.06	118.83	259.94	188.29	292.02
Dec	218.03	247.57	217.97	219.91	244.60	202.13	229.87	210.55	101.06	118.83	261.86	188.33	292.02

Contd.

## 7.9 Index number of wholesale prices by commodities

Year/month	FOOD, BEVERAGES, TOBACCO TEXTILE, APP. LEATHER TEXTILE									
	Mineral Water	Beverages	Tobacco Product	Cotton Yarn	Nylon Yarn	Blended Yarn	Woven Fabrics	Cotton Fabrics	Other Fabrics	Silk & Reyon Fabrics

(2007-08=100)

2010-11	127.10	120.80	168.69	182.87	174.17	195.31	129.39	137.84	126.16	125.75
2011-12	163.62	133.28	175.62	196.06	190.80	194.74	163.54	167.42	154.74	139.06
2012-13	168.78	137.45	208.80	208.38	181.46	193.63	196.76	175.90	166.96	152.04
2013-14	182.07	151.87	246.42	213.03	178.22	198.57	222.82	189.15	182.16	161.87
2014-15	186.75	170.90	296.01	180.86	157.07	189.75	247.06	199.86	207.66	177.39
2014 Dec	185.63	171.52	290.52	177.90	158.14	191.73	258.39	200.51	206.11	177.28
2015 Jan	187.86	171.52	290.52	172.44	156.04	190.28	258.39	200.51	207.48	177.28
Feb	187.86	171.52	290.52	171.00	154.23	185.12	258.39	200.51	209.87	179.89
Mar	187.86	171.62	290.52	170.43	150.22	182.56	258.39	201.34	212.61	179.89
Apr	187.86	171.62	290.52	170.12	150.22	182.72	258.39	201.34	212.61	181.33
May	187.86	171.95	290.52	170.81	150.22	184.93	258.39	201.34	213.71	181.33
Jun	187.86	171.95	356.45	171.27	150.22	189.54	258.39	201.34	213.71	181.33
Jul	188.22	171.95	356.45	171.27	150.22	188.86	258.39	201.65	214.27	183.23
Aug	188.22	171.95	356.45	167.45	150.22	185.58	258.39	201.65	214.27	183.23
Sep	188.35	171.95	356.45	167.64	147.08	184.15	265.37	201.65	217.95	186.80
Oct	188.35	171.95	356.45	169.21	147.08	183.55	265.37	201.65	217.95	186.80
Nov	188.35	171.95	356.45	178.19	147.08	183.29	265.37	201.65	217.81	186.80
Dec	188.35	171.95	387.30	177.62	147.08	180.89	275.66	201.65	217.81	186.80

Contd.

## 7.9 Index number of wholesale prices by commodities

Year / month	FOOD, BEVERAGES, TOBACCO TEXTILE, APP. LEATHER TEXTILE										
	Towels	Blankets	Bedsheet	Quilt	Woolen Carpets	Synthetic Carpets	Hosiery Product	Ready made Garments	Leather without Hairs	Other Leather N.E.C	Foot wears

(2007-08=100)

2010-11	141.55	123.47	132.06	128.15	104.56	143.26	126.73	114.24	107.07	112.02	101.48
2011-12	181.78	150.59	165.52	144.49	105.11	147.81	155.38	125.21	109.08	120.09	110.49
2012-13	202.34	179.22	201.81	150.78	106.55	116.43	176.65	137.23	111.60	130.47	134.42
2013-14	231.49	205.36	230.69	166.21	110.96	115.50	191.70	156.73	168.48	288.58	134.22
2014-15	257.45	230.50	249.94	187.32	130.72	124.64	212.44	184.42	215.90	221.91	134.22
2014 Dec	265.62	235.86	253.21	191.05	132.14	126.27	215.35	186.77	215.02	215.39	134.22
2015 Jan	265.62	235.86	253.21	196.84	132.14	126.27	215.35	186.77	215.02	215.39	134.22
Feb	265.62	235.86	253.21	196.84	132.14	126.27	216.06	186.77	215.02	213.42	134.22
Mar	265.62	235.86	255.40	196.84	132.14	126.27	216.06	186.77	207.72	212.39	134.22
Apr	265.62	235.86	256.29	196.84	132.14	126.27	218.08	186.77	215.06	212.39	134.22
May	265.62	235.86	256.29	196.84	132.14	126.27	218.08	188.82	221.97	212.39	134.22
Jun	267.20	235.86	256.29	196.84	132.14	126.27	220.66	193.27	212.68	206.27	134.22
Jul	267.20	235.86	256.29	196.84	132.14	126.27	220.66	193.27	212.68	206.27	134.22
Aug	267.20	235.86	256.29	196.84	132.14	126.27	220.66	193.27	212.68	206.27	134.22
Sep	267.20	235.86	256.29	196.84	132.14	126.27	220.66	193.27	221.97	206.27	134.22
Oct	267.20	235.86	256.29	196.84	132.14	126.27	222.88	193.27	221.97	206.27	134.22
Nov	267.20	243.93	256.29	196.84	142.86	129.25	222.88	193.27	221.97	206.27	137.38
Dec	267.20	243.93	256.29	198.00	142.86	129.25	222.88	193.27	221.97	207.64	137.38

Contd.

## 7.9 Index number of wholesale prices by commodities

Year/month	OTHER TRANSPORTABLE GOODS												
	Timber	Printing Paper	Hard Board	Coke	Motor Sprit	Diesel Oil	Kerosine Oil	Furnace Oil	Mobile Oil	Chemicals	Dying Materials	Fertilizers	Pesticides
(2007-08=100)													
2010-11	127.27	106.84	110.16	139.84	126.84	194.78	196.30	154.78	150.55	123.06	106.61	174.65	135.09
2011-12	139.00	127.83	150.70	159.41	155.00	240.05	241.84	200.78	173.18	144.52	105.67	258.65	164.20
2012-13	149.51	158.66	193.63	163.45	168.70	257.74	260.42	177.08	183.78	154.14	105.42	261.38	195.99
2013-14	170.36	169.84	220.14	163.45	184.99	271.23	283.49	176.90	194.20	171.90	115.91	266.33	227.17
2014-15	195.72	167.58	218.10	163.45	147.81	214.81	228.04	132.51	201.20	196.13	145.04	272.04	281.42
2014 Dec	196.61	169.34	229.17	163.45	142.78	219.90	242.40	134.79	201.53	198.36	143.77	272.69	283.64
2015 Jan	202.05	169.34	229.17	163.45	132.22	195.49	209.53	101.36	201.53	199.84	145.16	274.54	290.15
Feb	202.05	167.70	221.35	163.45	118.71	175.03	178.93	95.56	201.53	197.65	146.55	275.65	290.39
Mar	202.05	162.79	197.92	163.45	118.71	175.03	178.93	100.86	200.74	196.79	146.55	273.84	290.39
Apr	202.05	162.72	197.92	163.45	125.47	178.33	178.93	94.70	200.74	195.03	146.55	272.54	293.74
May	202.05	164.56	197.92	163.45	125.47	178.33	178.93	114.06	200.65	194.51	146.55	272.00	293.74
Jun	203.35	164.56	197.92	163.45	131.39	187.52	178.93	117.51	201.05	194.51	146.55	272.17	301.98
Jul	204.34	164.56	197.92	163.45	131.39	187.52	178.93	107.57	201.05	192.95	146.55	272.80	306.30
Aug	204.34	164.56	197.92	163.45	129.65	177.90	165.55	90.81	199.10	187.61	146.55	271.71	306.30
Sep	208.04	164.56	197.92	163.45	124.58	170.11	152.12	76.67	199.10	187.25	146.55	275.23	306.30
Oct	213.18	164.56	197.92	163.45	124.58	170.11	152.12	79.32	199.78	186.09	146.55	274.03	312.37
Nov	214.43	164.56	197.92	163.45	128.80	172.03	152.12	75.72	199.78	185.92	146.55	273.25	312.37
Dec	214.43	161.82	197.92	163.45	128.80	171.49	150.01	65.28	199.78	182.83	146.55	271.62	312.37

Contd.

## 7.9 Index number of wholesale prices by commodities

Year / month	OTHER TRANSPORTABLE GOODS												
	Insecti- cides	Paints & Varnishes	Medicines	Soaps & Detergent	Auto Tyers	Plastic Products	Glass Sheets	Other Glass Articles	Ceramics & Sanitary	Bricks Blocks & Tiles	Cement	Bed Foams	Matches

(2007-08=100)

2010-11	125.88	151.75	115.64	130.52	147.14	135.05	152.83	175.04	129.49	140.85	140.80	113.46	111.73
2011-12	125.90	187.97	117.18	151.04	171.17	179.77	168.41	206.10	136.90	165.89	162.19	126.38	118.84
2012-13	120.85	237.85	138.59	167.01	180.56	193.02	192.56	199.82	158.32	176.20	185.77	141.29	132.57
2013-14	143.37	260.43	139.76	180.26	185.96	201.16	207.04	212.10	182.46	193.91	203.42	148.32	143.20
2014-15	160.37	285.05	144.94	178.53	190.42	216.58	220.72	234.52	213.29	206.14	208.01	154.60	146.44
2014 Dec	172.37	285.78	145.19	178.23	192.43	218.51	226.39	242.20	216.53	206.80	208.92	156.67	143.20
2015 Jan	149.54	288.63	145.19	178.31	192.43	221.88	226.39	242.20	216.53	204.99	208.27	156.67	143.20
Feb	134.91	288.63	145.19	178.31	192.43	222.47	228.76	242.89	216.99	206.92	207.84	156.67	143.20
Mar	142.24	291.17	145.19	178.14	192.43	222.47	228.76	243.63	218.62	208.60	206.83	156.67	143.20
Apr	143.34	291.69	145.19	178.14	191.36	222.47	228.76	243.63	219.25	209.76	206.86	156.67	143.20
May	141.69	291.69	145.19	180.40	191.36	225.35	230.11	243.63	219.45	210.12	207.25	156.67	162.62
Jun	141.69	291.69	145.19	180.02	191.36	225.60	230.11	243.63	219.58	209.47	207.25	156.67	162.62
Jul	140.84	291.69	145.20	180.02	191.78	228.67	231.30	243.63	221.02	209.47	207.29	156.67	162.62
Aug	138.59	295.36	145.20	180.05	191.78	228.34	231.30	243.63	221.62	209.99	206.97	156.67	162.62
Sep	138.59	295.36	145.71	180.67	192.83	228.35	231.30	243.63	227.13	209.99	206.87	156.67	162.62
Oct	138.59	295.36	146.38	180.67	192.83	231.05	231.30	243.63	227.13	216.83	206.70	156.67	162.62
Nov	134.66	295.36	146.67	121.33	192.83	231.05	231.30	243.63	227.13	217.09	206.79	156.67	162.62
Dec	134.66	295.36	146.89	181.28	192.83	231.05	231.30	243.63	227.13	217.47	206.53	157.17	162.62

Contd.

## 7.9 Index number of wholesale prices by commodities

Year/month	METAL PRODUCT MACHINERY & EQUIP									
	Pig Iron	Steel Bars & Sheets	Pipe Fittings	Steel Products	Engine & Motors	Vacuum Pumps	Air Conditioners	Cultivators	Chuff Cutter	Tractors
(2007-08=100)										
2010-11	128.97	116.14	129.52	125.59	106.23	112.44	147.52	172.18	127.89	152.78
2011-12	128.97	133.06	140.66	152.22	109.07	115.39	165.34	184.47	131.97	177.34
2012-13	128.97	134.92	143.38	162.79	109.07	115.39	174.17	187.71	140.67	161.96
2013-14	128.97	140.15	163.38	169.47	109.07	115.39	180.79	215.46	146.36	188.81
2014-15	128.97	144.81	189.28	173.11	109.07	115.39	195.28	224.52	149.20	214.54
2014 Dec	128.97	145.97	191.94	173.80	109.07	115.39	195.53	226.90	149.20	214.54
2015 Jan	128.97	144.48	191.94	173.80	109.07	115.39	195.53	226.90	149.20	214.54
Feb	128.97	141.59	191.94	173.80	109.07	115.39	196.18	226.90	149.20	214.54
Mar	128.97	140.43	191.94	173.80	109.07	115.39	196.18	219.76	149.20	214.54
Apr	128.97	140.03	191.94	173.88	109.07	115.39	197.69	219.76	149.20	214.54
May	128.97	139.25	191.94	173.88	109.07	115.39	199.53	219.76	149.20	214.54
Jun	128.97	138.84	193.53	173.54	109.07	115.39	199.53	219.76	149.20	214.54
Jul	128.97	138.82	193.53	173.54	109.07	115.39	199.53	219.76	149.20	214.54
Aug	128.97	136.92	192.08	173.54	109.07	115.39	199.53	219.76	149.20	214.54
Sep	128.97	130.45	192.08	173.54	109.07	115.39	200.18	219.76	149.20	214.54
Oct	128.97	129.32	192.08	173.54	109.07	115.39	200.18	219.76	149.20	205.43
Nov	128.97	127.63	195.10	173.54	109.07	115.39	200.18	219.76	149.20	205.43
Dec	128.97	127.00	194.96	176.27	109.07	115.39	200.18	219.76	149.20	205.43

Contd.

## 7.9 Index number of wholesale prices by commodities

Year / month	METAL PRODUCT MACHINERY & EQUIP								
	Lathe Machine	Concrete Mixer	Refrige Wash & Sew mach Iron	Electrical Wires	Lighting Equip-ments	Radio & Television	Motor Vehicles	Motor Cycles	Bicycles

(2007-08=100)

2010-11	142.43	135.46	138.87	142.63	115.71	122.93	142.13	116.77	134.71
2011-12	147.58	138.83	162.92	160.69	141.05	130.71	155.07	122.52	166.65
2012-13	147.68	138.83	167.54	160.01	147.57	127.52	170.90	125.06	177.20
2013-14	186.40	138.83	188.44	173.65	163.03	126.49	179.74	125.61	181.58
2014-15	208.81	138.83	197.51	186.83	166.63	126.49	182.92	127.07	184.24
2014 Dec	208.81	138.83	198.06	190.43	165.30	126.49	183.03	128.20	182.84
2015 Jan	208.81	138.83	198.06	190.43	168.19	126.49	183.03	128.20	185.63
Feb	208.81	138.83	198.16	190.87	168.19	126.49	183.03	128.20	185.63
Mar	208.81	138.83	198.16	190.87	168.19	126.49	183.03	128.20	185.63
Apr	208.81	138.83	198.20	190.87	168.19	126.49	183.03	125.89	185.63
May	208.81	138.83	198.30	187.86	168.19	126.49	183.03	125.89	185.63
Jun	208.81	138.83	198.62	187.86	168.19	126.49	183.03	125.89	185.63
Jul	208.81	138.83	198.62	187.86	167.30	126.49	183.03	125.89	185.63
Aug	208.81	138.83	198.62	192.45	167.30	126.49	183.03	125.89	185.63
Sep	208.81	138.83	198.62	192.45	167.30	126.49	183.03	125.89	185.63
Oct	208.81	138.83	200.43	195.19	167.30	126.49	183.03	125.89	185.63
Nov	208.81	138.83	200.43	195.19	167.30	126.49	183.03	125.89	185.63
Dec	208.81	138.83	200.43	195.19	167.30	126.49	183.03	125.89	185.63

Contd.



## 7.10 Intercity Wholesale Prices of Selected Commodities

Group/Commodity/Item Specification	Unit	City	Prices (Rs.)			% Change in Dec., 2015 Over	
			Dec., 2015	Nov., 2015	Dec., 2014	Nov., 2015	Dec., 2014
<b>1. Agriculture Forestry &amp; Fishery</b>							
<b>001. Wheat</b>							
0111201. WHEAT AVG. QLTY.	100 KG.	LAH	3512.50	3462.50	3475.00	1.44	1.08
		FAS	3400.00	3400.00	3337.50	0.00	1.87
		RAW	3550.00	3525.00	3650.00	0.71	-2.74
		MUL	3350.00	3350.00	1703.50	0.00	96.65
		GUJ	3700.00	3600.00	3325.00	2.78	11.28
		SAH	3312.50	3312.50	3281.50	0.00	0.94
		SAR	3225.00	3175.00	3175.00	1.57	1.57
		SKT	3750.00	3400.00	3425.00	10.29	9.49
		BPR	3387.50	3337.50	3462.50	1.50	-2.17
		GJT	3700.00	3800.00	3325.00	-2.63	11.28
		KSR	3487.50	3425.00	3437.50	1.82	1.45
		KAR	3700.00	3700.00	3450.00	0.00	7.25
		HYD	3445.00	3430.00	3390.00	0.44	1.62
		SKR	3400.00	3400.00	3400.00	0.00	0.00
		LRK	3125.00	3000.00	3125.00	4.17	0.00
		MPK	3200.00	3200.00	3300.00	0.00	-3.03
		NWB	3250.00	3200.00	3550.00	1.56	-8.45
		PSH	3100.00	3100.00	3400.00	0.00	-8.82
		BNU	3425.00	3500.00	3600.00	-2.14	-4.86
<b>002. Maize</b>							
0112201. MAIZE AVG. QLTY.	40 KG.	LAH	950.00	950.00	1150.00	0.00	-17.39
		FAS	950.00	875.00	850.00	8.57	11.76
		RAW	1187.50	1187.50	1175.00	0.00	1.06
		SAR	1150.00	1250.00	962.50	-8.00	19.48
		KSR	950.00	950.00	1150.00	0.00	-17.39
		KAR	1325.00	1520.00	1420.00	-12.83	-6.69
		HYD	1050.00	1025.00	1200.00	2.44	-12.50
		PSH	890.00	890.00	840.00	0.00	5.95
		BNU	1400.00	1400.00	1350.00	0.00	3.70
		QTA	1390.00	1390.00	1390.00	0.00	0.00
<b>003. Rice</b>							
0113201. RICE BASMATI SUP. QLTY.	40 KG.	LAH	3350.00	3350.00	4650.00	0.00	-27.96
		FAS	2700.00	2500.00	4250.00	8.00	-36.47
		RAW	4450.00	4450.00	5050.00	0.00	-11.88
		MUL	3350.00	3250.00	4100.00	3.08	-18.29
		GUJ	2450.00	2450.00	3050.00	0.00	-19.67
		SKT	2650.00	2350.00	3200.00	12.77	-17.19
		KAR	3960.00	3960.00	4700.00	0.00	-15.74
		HYD	3775.00	3775.00	4625.00	0.00	-18.38
		MPK	3600.00	3600.00	4600.00	0.00	-21.74
		PSH	3450.00	3450.00	3500.00	0.00	-1.43
		MNG	3050.00	2950.00	3550.00	3.39	-14.08
		QTA	4800.00	4800.00	5000.00	0.00	-4.00
0113202. RICE BASMATI BROKEN AVG. QLTY.	40 KG.	LAH	1730.00	1935.00	2675.00	-10.59	-35.33
		RAW	2650.00	2650.00	3150.00	0.00	-15.87
		GUJ	1900.00	1900.00	2100.00	0.00	-9.52
		SAH	1625.00	1625.00	2000.00	0.00	-18.75
		SKT	1750.00	1800.00	2550.00	-2.78	-31.37
		BPR	1750.00	1750.00	2100.00	0.00	-16.67
		GJT	1850.00	1850.00	2100.00	0.00	-11.90
		KSR	1790.00	1900.00	2625.00	-5.79	-31.81
		KAR	1950.00	1950.00	2760.00	0.00	-29.35
		HYD	1775.00	1775.00	2450.00	0.00	-27.55
		SKR	1600.00	1600.00	2500.00	0.00	-36.00
		LRK	2400.00	2400.00	3200.00	0.00	-25.00
		MPK	1300.00	1300.00	1600.00	0.00	-18.75
		PSH	1700.00	1700.00	1850.00	0.00	-8.11

Contd.

## 7.10 Intercity Wholesale Prices of Selected Commodities

Group/Commodity/Item Specification	Unit	City	Prices (Rs.)			% Change in Dec., 2015 Over	
			Dec., 2015	Nov., 2015	Dec., 2014	Nov., 2015	Dec., 2014
0113203. RICE IRRI-9 PUNJAB	40 KG.	BNU	1650.00	1650.00	1650.00	0.00	0.00
		QTA	2900.00	2900.00	3300.00	0.00	-12.12
		LAH	1600.00	1765.00	2175.00	-9.35	-26.44
		FAS	1400.00	1200.00	2750.00	16.67	-49.09
		RAW	1975.00	1975.00	2325.00	0.00	-15.05
		SAR	1675.00	1675.00	1750.00	0.00	-4.29
		SKT	1600.00	1600.00	1600.00	0.00	0.00
0113204. RICE IRRI-6 SINDH	40 KG.	QTA	1360.00	1360.00	1560.00	0.00	-12.82
		KAR	1320.00	1320.00	1800.00	0.00	-26.67
		HYD	1400.00	1400.00	1600.00	0.00	-12.50
		SKR	1250.00	1320.00	1450.00	-5.30	-13.79
		LRK	1040.00	1040.00	1200.00	0.00	-13.33
		NWB	1630.00	1630.00	1630.00	0.00	0.00
		PSH	1325.00	1325.00	1490.00	0.00	-11.07
		QTA	1600.00	1600.00	1520.00	0.00	5.26
<b>004. Sorghum / Jowar</b>							
0114201. JOWAR AVG. QLTY.	40 KG.	LAH	1550.00	1550.00	1750.00	0.00	-11.43
		FAS	1100.00	1100.00	1250.00	0.00	-12.00
		SAR	2050.00	2400.00	1850.00	-14.58	10.81
		GJT	1450.00	1550.00	2000.00	-6.45	-27.50
		KAR	1430.00	1510.00	1100.00	-5.30	30.00
		HYD	1200.00	1200.00	1750.00	0.00	-31.43
		PSH	1480.00	1480.00	1430.00	0.00	3.50
<b>005. Millet / Bajra</b>							
0118201. BAJRA AVG. QLTY.	40 KG.	LAH	1225.00	1225.00	1175.00	0.00	4.26
		FAS	975.00	1300.00	880.00	-25.00	10.80
		SAR	1075.00	1150.00	1125.00	-6.52	-4.44
		GJT	1160.00	950.00	932.50	22.11	24.40
		KAR	1230.00	1290.00	1160.00	-4.65	6.03
		HYD	1090.00	1175.00	1062.50	-7.23	2.59
		PSH	1420.00	1420.00	1212.50	0.00	17.11
<b>006. Vegetables</b>							
0121201. CABBAGE AVG. QLTY.	100 KG.	LAH	1225.00	0.00	2050.00	-----	-40.24
		FAS	700.00	0.00	1300.00	-----	-46.15
		RAW	1875.00	0.00	2025.00	-----	-7.41
		MUL	2600.00	0.00	2250.00	-----	15.56
		SAR	2450.00	0.00	4100.00	-----	-40.24
		SKT	1550.00	0.00	3000.00	-----	-48.33
		KAR	1575.00	0.00	1900.00	-----	-17.11
		SKR	1600.00	0.00	2000.00	-----	-20.00
		PSH	825.00	0.00	1550.00	-----	-46.77
0121301. CAULIFLOWER AVG. QLTY.	100 KG.	LAH	1025.00	3100.00	2200.00	-66.94	-53.41
		FAS	800.00	2200.00	2750.00	-63.64	-70.91
		MUL	1650.00	2250.00	2300.00	-26.67	-28.26
		SKT	1850.00	3000.00	4000.00	-38.33	-53.75
		KAR	1360.00	1775.00	2550.00	-23.38	-46.67
		SKR	1200.00	3000.00	2750.00	-60.00	-56.36
		MPK	1500.00	2200.00	1100.00	-31.82	36.36
		PSH	825.00	1600.00	1550.00	-48.44	-46.77
		QTA	1800.00	2800.00	4200.00	-35.71	-57.14
0122201. CUCUMBER (KHEERA) AVG. QLTY.	100 KG.	LAH	3050.00	3250.00	5100.00	-6.15	-40.20
		FAS	3000.00	3000.00	3750.00	0.00	-20.00
		RAW	3525.00	3750.00	4250.00	-6.00	-17.06
		MUL	2750.00	3250.00	4750.00	-15.38	-42.11
		GUJ	3000.00	4400.00	5000.00	-31.82	-40.00
		SAR	4550.00	4425.00	4750.00	2.82	-4.21
		SKT	4000.00	4000.00	4000.00	0.00	0.00
		KAR	1100.00	2100.00	2550.00	-47.62	-56.86
		HYD	2500.00	2900.00	4250.00	-13.79	-41.18

Contd.

## 7.10 Intercity Wholesale Prices of Selected Commodities

Group/Commodity/Item Specification	Unit	City	Prices (Rs.)			% Change in	
						Dec., 2015 Over	
			Dec., 2015	Nov., 2015	Dec., 2014	Nov., 2015	Dec., 2014
0122401. TOMATOES AVG. QLTY.	40 KG.	SKR	2600.00	2800.00	3800.00	-7.14	-31.58
		PSH	3900.00	3900.00	3625.00	0.00	7.59
		BNU	3200.00	2800.00	4500.00	14.29	-28.89
		QTA	3000.00	4600.00	5200.00	-34.78	-42.31
		LAH	1690.00	2375.00	1325.00	-28.84	27.55
		FAS	1500.00	3000.00	1800.00	-50.00	-16.67
		RAW	1950.00	3575.00	1875.00	-45.45	4.00
		MUL	1700.00	2450.00	1300.00	-30.61	30.77
		GUJ	1900.00	3550.00	1625.00	-46.48	16.92
		SAH	2250.00	2250.00	1460.00	0.00	54.11
		SAR	2025.00	2850.00	1550.00	-28.95	30.65
		SKT	1900.00	2800.00	2000.00	-32.14	-5.00
		BPR	1960.00	2360.00	1700.00	-16.95	15.29
		GJT	1900.00	3550.00	1600.00	-46.48	18.75
		KAR	840.00	2187.50	1320.00	-61.60	-36.36
		HYD	1250.00	2000.00	1600.00	-37.50	-21.88
SKR	1600.00	2000.00	1000.00	-20.00	60.00		
LRK	3200.00	3600.00	2000.00	-11.11	60.00		
MPK	1100.00	2200.00	720.00	-50.00	52.78		
PSH	1900.00	2800.00	1550.00	-32.14	22.58		
BNU	1800.00	2200.00	1600.00	-18.18	12.50		
MNG	1825.00	2800.00	1325.00	-34.82	37.74		
QTA	1880.00	2080.00	1680.00	-9.62	11.90		
0123201. PEAS (MATAR) AVG. QLTY.	100 KG.	LAH	3750.00	11750.00	4300.00	-68.09	-12.79
		FAS	2800.00	10500.00	5500.00	-73.33	-49.09
		RAW	3025.00	11675.00	4250.00	-74.09	-28.82
		GUJ	3100.00	12500.00	5250.00	-75.20	-40.95
		SKT	2500.00	14000.00	5000.00	-82.14	-50.00
		KAR	3600.00	8000.00	6250.00	-55.00	-42.40
		SKR	4400.00	15000.00	6500.00	-70.67	-32.31
		MPK	4000.00	15000.00	6500.00	-73.33	-38.46
		PSH	3100.00	8500.00	4500.00	-63.53	-31.11
		BNU	3000.00	3600.00	6000.00	-16.67	-50.00
		QTA	7000.00	16600.00	5600.00	-57.83	25.00
0124101. TURNIP AVG. QLTY.	100 KG.	LAH	950.00	1350.00	1550.00	-29.63	-38.71
		FAS	700.00	1500.00	1100.00	-53.33	-36.36
		RAW	1725.00	1850.00	1750.00	-6.76	-1.43
		MUL	1100.00	1750.00	1300.00	-37.14	-15.38
		SKT	1500.00	1750.00	1500.00	-14.29	0.00
		KAR	1250.00	1440.00	1550.00	-13.19	-19.35
		SKR	1000.00	1000.00	1000.00	0.00	0.00
		PSH	800.00	1100.00	1100.00	-27.27	-27.27
		MNG	1825.00	2375.00	1775.00	-23.16	2.82
		QTA	1600.00	2200.00	2000.00	-27.27	-20.00
0124102. CARROT AVG. QLTY.	100 KG.	LAH	1350.00	2250.00	3250.00	-40.00	-58.46
		FAS	1100.00	2200.00	2500.00	-50.00	-56.00
		RAW	2075.00	3750.00	2750.00	-44.67	-24.55
		MUL	1900.00	2250.00	2750.00	-15.56	-30.91
		GUJ	1050.00	4600.00	3050.00	-77.17	-65.57
		SAR	1450.00	2550.00	1080.00	-43.14	34.26
		SKT	1500.00	4000.00	3500.00	-62.50	-57.14
		KAR	1300.00	1990.00	2600.00	-34.67	-50.00
		SKR	1500.00	2500.00	3250.00	-40.00	-53.85
		MPK	1000.00	3900.00	2500.00	-74.36	-60.00
		PSH	2100.00	4000.00	3100.00	-47.50	-32.26
		MNG	2950.00	4750.00	4000.00	-37.89	-26.25
		QTA	1800.00	1800.00	3200.00	0.00	-43.75
0124201. GARLIC	40 KG.	LAH	5690.00	5460.00	4475.00	4.21	27.15
		FAS	4250.00	4250.00	3800.00	0.00	11.84

Contd.

## 7.10 Intercity Wholesale Prices of Selected Commodities

Group/Commodity/Item Specification	Unit	City	Prices (Rs.)			% Change in	
						Dec., 2015 Over	
			Dec., 2015	Nov., 2015	Dec., 2014	Nov., 2015	Dec., 2014
		RAW	5600.00	5400.00	3650.00	3.70	53.42
		SAR	7250.00	6025.00	4140.00	20.33	75.12
		SKT	6000.00	6800.00	4400.00	-11.76	36.36
		GJT	7750.00	6200.00	4000.00	25.00	93.75
		KAR	7600.00	5500.00	4200.00	38.18	80.95
		HYD	7100.00	5450.00	3650.00	30.28	94.52
		SKR	5680.00	5800.00	3800.00	-2.07	49.47
		PSH	6375.00	6400.00	5550.00	-0.39	14.86
		MNG	6800.00	6400.00	4600.00	6.25	47.83
		QTA	5400.00	5800.00	4200.00	-6.90	28.57
0124301. ONIONS DRY AVG. QLTY.	40 KG.	LAH	1590.00	2175.00	570.00	-26.90	178.95
		FAS	1500.00	1500.00	560.00	0.00	167.86
		RAW	1775.00	2375.00	625.00	-25.26	184.00
		MUL	1550.00	1700.00	530.00	-8.82	192.45
		GUJ	1600.00	2150.00	600.00	-25.58	166.67
		SAH	1560.00	1950.00	720.00	-20.00	116.67
		SAR	1750.00	1950.00	580.00	-10.26	201.72
		SKT	1650.00	1900.00	600.00	-13.16	175.00
		BPR	1680.00	2200.00	680.00	-23.64	147.06
		GJT	1750.00	2150.00	525.00	-18.60	233.33
		KSR	1640.00	2275.00	540.00	-27.91	203.70
		KAR	1200.00	1700.00	380.00	-29.41	215.79
		HYD	1200.00	1600.00	425.00	-25.00	182.35
		SKR	1440.00	1800.00	400.00	-20.00	260.00
		LRK	1600.00	2000.00	800.00	-20.00	100.00
		MPK	1280.00	2000.00	320.00	-36.00	300.00
		NWB	1850.00	2250.00	600.00	-17.78	208.33
		PSH	1900.00	1900.00	710.00	0.00	167.61
		BNU	1520.00	1700.00	1000.00	-10.59	52.00
		MNG	2000.00	2400.00	1050.00	-16.67	90.48
		QTA	1600.00	1600.00	850.00	0.00	88.24
0124901. RADDISH AVG. QLTY.	100 KG.	RAW	1650.00	1750.00	1725.00	-5.71	-4.35
		MUL	850.00	1250.00	1450.00	-32.00	-41.38
		GUJ	1000.00	1050.00	1850.00	-4.76	-45.95
		SAR	1350.00	1225.00	1820.00	10.20	-25.82
		SKT	1900.00	1000.00	1200.00	90.00	58.33
		KAR	775.00	825.00	900.00	-6.06	-13.89
		MPK	1000.00	2500.00	1000.00	-60.00	0.00
		PSH	800.00	1750.00	900.00	-54.29	-11.11
0124904. BRINJAL AVG. QLTY.	100 KG.	LAH	1550.00	2350.00	2950.00	-34.04	-47.46
		FAS	1100.00	2375.00	2200.00	-53.68	-50.00
		MUL	2100.00	2250.00	2250.00	-6.67	-6.67
		SAR	1575.00	2425.00	2715.00	-35.05	-41.99
		SKT	2250.00	4000.00	3000.00	-43.75	-25.00
		KAR	1200.00	1497.50	1550.00	-19.87	-22.58
		SKR	1200.00	2000.00	1250.00	-40.00	-4.00
		MPK	900.00	1800.00	1100.00	-50.00	-18.18
		PSH	2750.00	2750.00	2600.00	0.00	5.77
		BNU	1800.00	2000.00	2000.00	-10.00	-10.00
		QTA	1600.00	2600.00	3200.00	-38.46	-50.00
<b>007. Fresh Fruits</b>							
0131201. BANANA AVG. QLTY.	DOZ.	LAH	34.50	33.50	45.25	2.99	-23.76
		FAS	43.75	43.75	42.50	0.00	2.94
		RAW	52.50	42.50	52.50	23.53	0.00
		MUL	47.50	42.50	47.50	11.76	0.00
		GUJ	50.00	45.00	47.50	11.11	5.26
		SKT	37.50	45.00	50.00	-16.67	-25.00
		BPR	52.50	52.50	47.50	0.00	10.53
		GJT	57.50	45.00	45.50	27.78	26.37

Contd.

## 7.10 Intercity Wholesale Prices of Selected Commodities

Group/Commodity/Item Specification	Unit	City	Prices (Rs.)			% Change in	
						Dec., 2015 Over	
			Dec., 2015	Nov., 2015	Dec., 2014	Nov., 2015	Dec., 2014
		KAR	24.00	24.00	37.00	0.00	-35.14
		HYD	45.00	45.00	39.00	0.00	15.38
		SKR	35.00	30.00	27.50	16.67	27.27
		MPK	15.00	18.00	25.00	-16.67	-40.00
		PSH	45.00	35.00	52.50	28.57	-14.29
		MNG	70.00	65.00	70.00	7.69	0.00
0131701. PAPAYA (PAPETA)	40 KG.	LAH	4650.00	4650.00	3350.00	0.00	38.81
		KAR	3000.00	5240.00	4200.00	-42.75	-28.57
		HYD	4000.00	4100.00	3200.00	-2.44	25.00
		MPK	3000.00	2800.00	2800.00	7.14	7.14
0132301. MALTA AVG. QLTY.	100	LAH	537.50	537.50	735.00	0.00	-26.87
		FAS	350.00	350.00	375.00	0.00	-6.67
		RAW	685.00	712.50	687.50	-3.86	-0.36
		SAR	412.50	425.00	350.00	-2.94	17.86
		KAR	400.00	400.00	1050.00	0.00	-61.90
		HYD	700.00	775.00	900.00	-9.68	-22.22
		PSH	800.00	0.00	750.00	-----	6.67
		QTA	580.00	580.00	380.00	0.00	52.63
0132302. KINO AVG. QLTY.	100	LAH	490.00	0.00	775.00	-----	-36.77
		FAS	225.00	0.00	275.00	-----	-18.18
		RAW	645.00	0.00	475.00	-----	35.79
		SAR	310.00	0.00	310.00	-----	0.00
		KAR	425.00	425.00	475.00	0.00	-10.53
		HYD	412.50	0.00	600.00	-----	-31.25
		PSH	550.00	0.00	550.00	-----	0.00
		QTA	580.00	580.00	380.00	0.00	52.63
0134401. STRAWBURY	40 KG.	LAH	3350.00	3350.00	2900.00	0.00	15.52
		RAW	5450.00	5450.00	4650.00	0.00	17.20
		KAR	5000.00	5000.00	3800.00	0.00	31.58
		SKR	2500.00	2500.00	3500.00	0.00	-28.57
0135101. APPLE AVG. QLTY.	40 KG.	LAH	2250.00	2750.00	2850.00	-18.18	-21.05
		RAW	2525.00	2525.00	2350.00	0.00	7.45
		MUL	3100.00	3100.00	3300.00	0.00	-6.06
		KAR	1199.50	1560.00	1640.00	-23.11	-26.86
		HYD	2250.00	2250.00	2200.00	0.00	2.27
		SKR	1840.00	1200.00	1540.00	53.33	19.48
		PSH	2400.00	2400.00	2550.00	0.00	-5.88
		MNG	3250.00	3300.00	3400.00	-1.52	-4.41
		QTA	2240.00	2240.00	3800.00	0.00	-41.05
0135102. APPLE SUP. QLTY.	40 KG.	LAH	3550.00	4375.00	5050.00	-18.86	-29.70
		RAW	6050.00	6050.00	5350.00	0.00	13.08
		GJT	3900.00	3900.00	4550.00	0.00	-14.29
		KAR	2240.00	2440.00	2500.00	-8.20	-10.40
		PSH	3000.00	3000.00	3100.00	0.00	-3.23
		MNG	4100.00	4100.00	4000.00	0.00	2.50
		QTA	3240.00	3240.00	4800.00	0.00	-32.50
0135901. GUAVA AVG. QLTY.	40 KG.	LAH	1575.00	2450.00	2020.00	-35.71	-22.03
		RAW	1625.00	1950.00	2425.00	-16.67	-32.99
		MUL	2100.00	2300.00	2300.00	-8.70	-8.70
		KAR	840.00	940.00	1520.00	-10.64	-44.74
		HYD	1250.00	800.00	1600.00	56.25	-21.88
		PSH	1100.00	1100.00	2100.00	0.00	-47.62
		QTA	1440.00	1840.00	1880.00	-21.74	-23.40
0136101. WATER MELON	40 KG.	LAH	690.00	690.00	1050.00	0.00	-34.29
		FAS	2600.00	3000.00	700.00	-13.33	271.43
		RAW	775.00	775.00	1375.00	0.00	-43.64
		MUL	735.00	735.00	750.00	0.00	-2.00
		KSR	745.00	745.00	925.00	0.00	-19.46
		KAR	1200.00	1200.00	1240.00	0.00	-3.23

Contd.

## 7.10 Intercity Wholesale Prices of Selected Commodities

Group/Commodity/Item Specification	Unit	City	Prices (Rs.)			% Change in Dec., 2015 Over	
			Dec., 2015	Nov., 2015	Dec., 2014	Nov., 2015	Dec., 2014
		HYD	2500.00	2500.00	1400.00	0.00	78.57
		SKR	1000.00	1000.00	1000.00	0.00	0.00
		PSH	1000.00	1000.00	1100.00	0.00	-9.09
		QTA	640.00	640.00	760.00	0.00	-15.79
0136102. MUSK MELON (SARDA/GARMA)	40 KG.	LAH	2050.00	2500.00	1550.00	-18.00	32.26
		RAW	4100.00	1475.00	1275.00	177.97	221.57
		SKT	2000.00	2000.00	1200.00	0.00	66.67
		KAR	575.00	1640.00	1500.00	-64.94	-61.67
		PSH	1750.00	1750.00	1640.00	0.00	6.71
0136103. SWEET MELON (KHURBOZA)	40 KG.	LAH	1690.00	1690.00	1750.00	0.00	-3.43
		RAW	1775.00	1775.00	3050.00	0.00	-41.80
		KAR	1240.00	1240.00	2100.00	0.00	-40.95
		HYD	2400.00	2400.00	2500.00	0.00	-4.00
<b>008. Dry Fruits</b>							
0138101. ALMOND KAGZI(IN SHELL)AVG. QLTY.	40 KG.	LAH	21800.00	21800.00	21800.00	0.00	0.00
		RAW	16250.00	16250.00	14250.00	0.00	14.04
		MUL	20650.00	26500.00	25000.00	-22.08	-17.40
		KAR	26500.00	26500.00	18800.00	0.00	40.96
		HYD	21000.00	21000.00	19000.00	0.00	10.53
		MPK	28500.00	28500.00	20000.00	0.00	42.50
		PSH	39200.00	31000.00	24500.00	26.45	60.00
		MNG	30000.00	30000.00	26400.00	0.00	13.64
		QTA	20000.00	13200.00	13200.00	51.52	51.52
0138401. CHHOARA (DRY DATES) AVG. QLTY.	40 KG.	LAH	3500.00	3500.00	3100.00	0.00	12.90
		FAS	2750.00	2750.00	2300.00	0.00	19.57
		RAW	3950.00	3950.00	4100.00	0.00	-3.66
		MUL	4100.00	3900.00	3100.00	5.13	32.26
		KAR	4400.00	4400.00	3740.00	0.00	17.65
		HYD	3100.00	3300.00	3000.00	-6.06	3.33
		MPK	2500.00	2500.00	1800.00	0.00	38.89
		PSH	3400.00	3920.00	2300.00	-13.27	47.83
		BNU	3700.00	3700.00	3700.00	0.00	0.00
0138501. PISTACHIO(WITHOUT SHELL)AVG. QLTY	40 KG.	LAH	83500.00	83500.00	74500.00	0.00	12.08
		RAW	72500.00	72500.00	82750.00	0.00	-12.39
		MUL	78500.00	78500.00	81000.00	0.00	-3.09
		KAR	95000.00	91200.00	82000.00	4.17	15.85
		HYD	86000.00	86000.00	84000.00	0.00	2.38
		SKR	83500.00	83500.00	83500.00	0.00	0.00
		PSH	76000.00	76000.00	76000.00	0.00	0.00
		QTA	58000.00	58000.00	58000.00	0.00	0.00
0138901. COCONUT DRY AVG. QLTY.	40 KG.	LAH	8450.00	8450.00	10250.00	0.00	-17.56
		MUL	7650.00	7650.00	9500.00	0.00	-19.47
		GJT	8450.00	8450.00	10600.00	0.00	-20.28
		KAR	7550.00	7550.00	10200.00	0.00	-25.98
		HYD	8500.00	8500.00	10000.00	0.00	-15.00
		SKR	8800.00	8800.00	10400.00	0.00	-15.38
		MPK	8000.00	8000.00	10000.00	0.00	-20.00
		PSH	8800.00	8800.00	10550.00	0.00	-16.59
		MNG	8000.00	8000.00	10400.00	0.00	-23.08
<b>009. Cotton Seeds</b>							
0143101. COTTON SEEDS	40 KG.	FAS	1700.00	1700.00	1050.00	0.00	61.90
		MUL	1425.00	1350.00	1125.00	5.56	26.67
		SAH	1350.00	1575.00	985.00	-14.29	37.06
		SAR	1525.00	1475.00	1200.00	3.39	27.08
		SKT	1700.00	1700.00	1300.00	0.00	30.77
		KSR	1425.00	1425.00	1425.00	0.00	0.00
		KAR	2845.00	2845.00	1940.00	0.00	46.65
		HYD	1400.00	1200.00	1137.50	16.67	23.08

Contd.

## 7.10 Intercity Wholesale Prices of Selected Commodities

Group/Commodity/Item Specification	Unit	City	Prices (Rs.)			% Change in Dec., 2015 Over	
			Dec., 2015	Nov., 2015	Dec., 2014	Nov., 2015	Dec., 2014
<b>010. Other Oil Seeds</b>							
0144201. MUSTARD SEEDS	40 KG.	FAS	2250.00	2250.00	2650.00	0.00	-15.09
		MUL	2050.00	2050.00	2350.00	0.00	-12.77
		SAH	1900.00	2162.50	2550.00	-12.14	-25.49
		BPR	2250.00	2250.00	2650.00	0.00	-15.09
		KSR	2750.00	2750.00	2750.00	0.00	0.00
		KAR	2520.00	2520.00	2480.00	0.00	1.61
		HYD	2200.00	2200.00	2400.00	0.00	-8.33
		MPK	2100.00	2200.00	2500.00	-4.55	-16.00
		NWB	1500.00	1500.00	2800.00	0.00	-46.43
		PSH	3200.00	3200.00	3100.00	0.00	3.23
<b>011. Edible Roots / Potatoes</b>							
0151001. POTATOES WHITE AVG. QLTY.	40 KG.	KAR	840.00	475.00	760.00	76.84	10.53
		HYD	600.00	440.00	1000.00	36.36	-40.00
		SKR	480.00	480.00	1000.00	0.00	-52.00
		MPK	480.00	520.00	800.00	-7.69	-40.00
		QTA	760.00	760.00	1240.00	0.00	-38.71
0151002. POTATOES RED AVG. QLTY.	40 KG.	LAH	1025.00	1245.00	1300.00	-17.67	-21.15
		FAS	880.00	1100.00	1050.00	-20.00	-16.19
		RAW	1025.00	1112.50	1375.00	-7.87	-25.45
		MUL	925.00	925.00	1100.00	0.00	-15.91
		GUJ	750.00	1450.00	1100.00	-48.28	-31.82
		SAH	840.00	1640.00	1100.00	-48.78	-23.64
		SAR	1050.00	1335.00	1097.50	-21.35	-4.33
		SKT	950.00	1550.00	1280.00	-38.71	-25.78
		BPR	1000.00	712.50	1160.00	40.35	-13.79
		PSH	880.00	880.00	1450.00	0.00	-39.31
		MNG	1000.00	1000.00	1800.00	0.00	-44.44
<b>012. Stimulant &amp; Spice Crops</b>							
0165201. RED CHILLIES DRY(WHOLE)	40 KG.	LAH	8850.00	8850.00	9425.00	0.00	-6.10
		FAS	7500.00	6100.00	7800.00	22.95	-3.85
		RAW	9100.00	9100.00	9250.00	0.00	-1.62
		MUL	7300.00	7700.00	7900.00	-5.19	-7.59
		KAR	7000.00	6200.00	9000.00	12.90	-22.22
		HYD	8000.00	7500.00	7500.00	6.67	6.67
		MPK	6500.00	7000.00	7500.00	-7.14	-13.33
		PSH	8800.00	8800.00	8650.00	0.00	1.73
		QTA	11600.00	11600.00	10600.00	0.00	9.43
0165401. CUMINSEED WHITE 50 G.PKT.NAT.	EACH	LAH	49.50	49.50	46.80	0.00	5.77
		FAS	48.28	48.28	48.28	0.00	0.00
		RAW	46.00	46.00	46.00	0.00	0.00
		MUL	48.67	48.67	48.67	0.00	0.00
		KAR	50.00	50.00	50.00	0.00	0.00
		HYD	52.00	52.00	52.00	0.00	0.00
		MPK	40.45	40.45	40.45	0.00	0.00
		PSH	51.00	51.00	51.00	0.00	0.00
		MNG	45.00	45.00	50.00	0.00	-10.00
		QTA	46.00	46.00	46.00	0.00	0.00
0165402. CARDAMOM LARGE	40 KG.	LAH	112500.00	112500.00	90500.00	0.00	24.31
		RAW	75500.00	81000.00	70500.00	-6.79	7.09
		MUL	125500.00	126500.00	107500.00	-0.79	16.74
		KAR	122000.00	121500.00	102000.00	0.41	19.61
		HYD	100000.00	100000.00	107500.00	0.00	-6.98
		MPK	110000.00	110000.00	105000.00	0.00	4.76
		PSH	108000.00	108000.00	109000.00	0.00	-0.92
		QTA	104000.00	104000.00	104000.00	0.00	0.00
0165403. CARDAMOM SMALL	KG.	LAH	1262.50	1262.50	1090.00	0.00	15.83
		RAW	1325.00	1325.00	1725.00	0.00	-23.19
		MUL	1150.00	1150.00	1300.00	0.00	-11.54

Contd.

## 7.10 Intercity Wholesale Prices of Selected Commodities

Group/Commodity/Item Specification	Unit	City	Prices (Rs.)			% Change in	
						Dec., 2015 Over	
			Dec., 2015	Nov., 2015	Dec., 2014	Nov., 2015	Dec., 2014
		KAR	1325.00	1275.00	1225.00	3.92	8.16
		HYD	1350.00	1350.00	1400.00	0.00	-3.57
		MPK	1000.00	1000.00	900.00	0.00	11.11
		PSH	1375.00	1375.00	1150.00	0.00	19.57
		QTA	925.00	925.00	925.00	0.00	0.00
0165501. CINNAMON	40 KG.	RAW	9250.00	9250.00	8450.00	0.00	9.47
		MUL	9900.00	9700.00	12250.00	2.06	-19.18
		KAR	9500.00	9500.00	9800.00	0.00	-3.06
		PSH	10000.00	10000.00	10000.00	0.00	0.00
		QTA	5100.00	5100.00	5100.00	0.00	0.00
0165701. GINGER GREEN	40 KG.	LAH	3225.00	3700.00	7380.00	-12.84	-56.30
		FAS	2750.00	3200.00	5400.00	-14.06	-49.07
		RAW	3950.00	4525.00	7650.00	-12.71	-48.37
		SAR	7250.00	6600.00	8320.00	9.85	-12.86
		SKT	5600.00	5600.00	5600.00	0.00	0.00
		KAR	3300.00	4200.00	5400.00	-21.43	-38.89
		HYD	5600.00	6000.00	8800.00	-6.67	-36.36
		SKR	3600.00	3600.00	7143.00	0.00	-49.60
		PSH	6400.00	7200.00	10900.00	-11.11	-41.28
		MNG	4800.00	4800.00	8800.00	0.00	-45.45
		QTA	5400.00	5800.00	4200.00	-6.90	28.57
<b>013. Pulses</b>							
0170101. KIDNEY BEANS DRY WHOLE (LOBIA)	40 KG.	LAH	5250.00	5250.00	5450.00	0.00	-3.67
		RAW	4725.00	4725.00	4825.00	0.00	-2.07
		MUL	4300.00	4300.00	4100.00	0.00	4.88
		KSR	5250.00	5250.00	5650.00	0.00	-7.08
		KAR	4330.00	4330.00	4300.00	0.00	0.70
		HYD	3400.00	3400.00	3200.00	0.00	6.25
		PSH	3750.00	3750.00	3650.00	0.00	2.74
		BNU	4500.00	4500.00	4500.00	0.00	0.00
		QTA	5600.00	5000.00	3000.00	12.00	86.67
0170401. MASOOR WHOLE AVG. QLTY.	100 KG.	LAH	11250.00	11250.00	9950.00	0.00	13.07
		FAS	9875.00	9875.00	9250.00	0.00	6.76
		RAW	12550.00	12550.00	11250.00	0.00	11.56
		MUL	10250.00	10000.00	10350.00	2.50	-0.97
		SAR	10250.00	9750.00	10550.00	5.13	-2.84
		SKT	12000.00	11000.00	11000.00	9.09	9.09
		BPR	11250.00	10650.00	11750.00	5.63	-4.26
		GJT	11000.00	11000.00	10500.00	0.00	4.76
		KSR	11750.00	11750.00	10200.00	0.00	15.20
		KAR	10550.00	10550.00	10100.00	0.00	4.46
		HYD	9400.00	9400.00	9800.00	0.00	-4.08
		SKR	11800.00	11500.00	9500.00	2.61	24.21
		LRK	11000.00	11000.00	10500.00	0.00	4.76
		MPK	10500.00	10500.00	10300.00	0.00	1.94
		PSH	12000.00	12000.00	12050.00	0.00	-0.41
		QTA	13100.00	13100.00	13000.00	0.00	0.77
0170402. MASOOR SPLIT AVG. QLTY.	100 KG.	LAH	13250.00	13250.00	10800.00	0.00	22.69
		FAS	11250.00	11250.00	9900.00	0.00	13.64
		RAW	13600.00	13600.00	12900.00	0.00	5.43
		MUL	11750.00	11500.00	11550.00	2.17	1.73
		SAR	12250.00	11250.00	12250.00	8.89	0.00
		SKT	12800.00	12800.00	12250.00	0.00	4.49
		BPR	12250.00	11500.00	12750.00	6.52	-3.92
		GJT	14000.00	14000.00	12500.00	0.00	12.00
		KAR	12350.00	12350.00	11100.00	0.00	11.26
		HYD	10800.00	10800.00	11500.00	0.00	-6.09
		SKR	12500.00	11800.00	12000.00	5.93	4.17
		LRK	12000.00	11750.00	11750.00	2.13	2.13

Contd.



## 7.10 Intercity Wholesale Prices of Selected Commodities

Group/Commodity/Item Specification	Unit	City	Prices (Rs.)			% Change in			
						Dec., 2015 Over			
			Dec., 2015	Nov., 2015	Dec., 2014	Nov., 2015	Dec., 2014		
0170901. GRAM WHOLE YELLOW AVG. QLTY.	100 KG.	MPK	11500.00	11500.00	11600.00	0.00	-0.86		
		PSH	12000.00	12000.00	12050.00	0.00	-0.41		
		QTA	12100.00	12100.00	13600.00	0.00	-11.03		
		LAH	10250.00	10250.00	5000.00	0.00	105.00		
		FAS	8250.00	8250.00	5400.00	0.00	52.78		
		RAW	8950.00	8750.00	9050.00	2.29	-1.10		
		MUL	11250.00	10500.00	8100.00	7.14	38.89		
		SAR	9250.00	9050.00	6750.00	2.21	37.04		
		BPR	11000.00	11000.00	9250.00	0.00	18.92		
		GJT	9000.00	9000.00	8500.00	0.00	5.88		
		KAR	10300.00	9950.00	8300.00	3.52	24.10		
		HYD	8600.00	8600.00	9000.00	0.00	-4.44		
		SKR	10400.00	10400.00	9000.00	0.00	15.56		
		MPK	11000.00	11000.00	8000.00	0.00	37.50		
0170902. GRAM SPLIT AVG. QLTY.	100 KG.	PSH	10250.00	10250.00	8350.00	0.00	22.75		
		BNU	8200.00	8200.00	9375.00	0.00	-12.53		
		QTA	14500.00	13500.00	13500.00	7.41	7.41		
		LAH	10650.00	10650.00	5450.00	0.00	95.41		
		FAS	8750.00	8750.00	5300.00	0.00	65.09		
		RAW	11550.00	11250.00	6550.00	2.67	76.34		
		MUL	10250.00	10250.00	6450.00	0.00	58.91		
		GUJ	11250.00	11250.00	6400.00	0.00	75.78		
		SAR	10250.00	9850.00	6475.00	4.06	58.30		
		SKT	10800.00	10800.00	6100.00	0.00	77.05		
		BPR	11000.00	11000.00	6450.00	0.00	70.54		
		GJT	11250.00	11250.00	6500.00	0.00	73.08		
		KAR	10400.00	10300.00	6100.00	0.97	70.49		
		HYD	10200.00	10200.00	6200.00	0.00	64.52		
0170903. MASH WHOLE AVG. QLTY.	100 KG.	SKR	11000.00	10000.00	6000.00	10.00	83.33		
		MPK	11000.00	11000.00	6500.00	0.00	69.23		
		PSH	11750.00	11750.00	7100.00	0.00	65.49		
		BNU	11500.00	10500.00	6700.00	9.52	71.64		
		QTA	12600.00	13000.00	8000.00	-3.08	57.50		
		LAH	20250.00	17250.00	12650.00	17.39	60.08		
		FAS	15250.00	14500.00	10500.00	5.17	45.24		
		RAW	22050.00	20900.00	13000.00	5.50	69.62		
		MUL	13000.00	13000.00	11375.00	0.00	14.29		
		SKT	21000.00	20000.00	13000.00	5.00	61.54		
		KSR	20750.00	17500.00	13000.00	18.57	59.62		
		KAR	13900.00	13900.00	12250.00	0.00	13.47		
		0170904. MASH SPLIT AVG. QLTY.	100 KG.	LAH	22250.00	18250.00	14750.00	21.92	50.85
				FAS	17500.00	17250.00	12000.00	1.45	45.83
RAW	23550.00			21900.00	14250.00	7.53	65.26		
MUL	22000.00			19250.00	14100.00	14.29	56.03		
SKT	23000.00			21000.00	14250.00	9.52	61.40		
KSR	22750.00			18750.00	15250.00	21.33	49.18		
KAR	15750.00			15750.00	13250.00	0.00	18.87		
HYD	23250.00			20100.00	12700.00	15.67	83.07		
SKR	20000.00			20000.00	11250.00	0.00	77.78		
MPK	23500.00			20500.00	13200.00	14.63	78.03		
PSH	23000.00			20650.00	14400.00	11.38	59.72		
MNG	22000.00			21000.00	14250.00	4.76	54.39		
0170905. MOONG WHOLE AVG. QLTY.	100 KG.			QTA	24600.00	23600.00	17200.00	4.24	43.02
				LAH	13600.00	13250.00	12550.00	2.64	8.37
		FAS	9750.00	9575.00	13125.00	1.83	-25.71		
		RAW	14900.00	15100.00	13550.00	-1.32	9.96		
		MUL	10750.00	10750.00	14750.00	0.00	-27.12		
		SKT	14000.00	14000.00	11000.00	0.00	27.27		
GJT	11800.00	11800.00	12000.00	0.00	-1.67				

Contd.

## 7.10 Intercity Wholesale Prices of Selected Commodities

Group/Commodity/Item Specification	Unit	City	Prices (Rs.)			% Change in Dec., 2015 Over	
			Dec., 2015	Nov., 2015	Dec., 2014	Nov., 2015	Dec., 2014
		KSR	13600.00	13250.00	13650.00	2.64	-0.37
		KAR	15150.00	15150.00	13250.00	0.00	14.34
		SKR	12000.00	12000.00	11250.00	0.00	6.67
		PSH	11850.00	11850.00	12250.00	0.00	-3.27
		MNG	10400.00	11200.00	12000.00	-7.14	-13.33
		QTA	17000.00	16000.00	18100.00	6.25	-6.08
0170906. MOONG SPLIT AVG. QLTY.	100 KG.	LAH	14500.00	14250.00	13650.00	1.75	6.23
		FAS	11250.00	10875.00	14500.00	3.45	-22.41
		RAW	15050.00	15400.00	13900.00	-2.27	8.27
		MUL	13250.00	13250.00	14250.00	0.00	-7.02
		SKT	14400.00	14000.00	11500.00	2.86	25.22
		GJT	12500.00	12500.00	13500.00	0.00	-7.41
		KAR	16200.00	16200.00	14250.00	0.00	13.68
		HYD	12200.00	12200.00	15000.00	0.00	-18.67
		SKR	13000.00	13000.00	13000.00	0.00	0.00
		MPK	15600.00	15600.00	15800.00	0.00	-1.27
		PSH	13000.00	13000.00	14600.00	0.00	-10.96
		MNG	12800.00	13100.00	14000.00	-2.29	-8.57
		QTA	16600.00	15600.00	17600.00	6.41	-5.68
<b>014. Sugar Crops</b>							
0180206. SUGAR CANE ( OPEN MARKET )	40 KG.	FAS	175.00	175.00	177.50	0.00	-1.41
		HYD	182.00	182.00	175.00	0.00	4.00
		PSH	212.00	212.00	180.00	0.00	17.78
<b>015. Fibre Crops</b>							
0192101. COTTON SPOT RATE EX-KAR.	40 KG.	KAR	5757.75	5811.50	5197.00	-0.92	10.79
0192201. JUTE BAGS LOCAL	100	LAH	12250.00	12250.00	12250.00	0.00	0.00
		FAS	9000.00	9000.00	9000.00	0.00	0.00
		KAR	12450.00	12300.00	10750.00	1.22	15.81
		PSH	9500.00	9500.00	9500.00	0.00	0.00
<b>016. Unmanufactured Tobacco</b>							
0197001. TOBACCO SIND KARO	40 KG.	SAR	5700.00	5700.00	5175.00	0.00	10.14
		SKR	2200.00	2200.00	2200.00	0.00	0.00
		LRK	2500.00	2500.00	2500.00	0.00	0.00
0197002. TOBACCO DESI(MITHA)	40 KG.	LAH	5900.00	5900.00	5450.00	0.00	8.26
		SAR	7200.00	7200.00	6550.00	0.00	9.92
		HYD	5200.00	5200.00	5000.00	0.00	4.00
		QTA	2800.00	2800.00	2800.00	0.00	0.00
0197003. TOBACCO SUFAID PATHA	40 KG.	MUL	7100.00	7100.00	7100.00	0.00	0.00
		SAR	6100.00	6100.00	4795.00	0.00	27.22
		KAR	2830.00	2830.00	2690.00	0.00	5.20
		HYD	5600.00	5600.00	4500.00	0.00	24.44
		QTA	5415.00	5415.00	5415.00	0.00	0.00
0197004. TOBACCO HUKKA TWISTED	40 KG.	LAH	4650.00	4650.00	4450.00	0.00	4.49
		RAW	2625.00	2625.00	2475.00	0.00	6.06
		MUL	4700.00	4700.00	4700.00	0.00	0.00
		KSR	4650.00	4650.00	4650.00	0.00	0.00
		HYD	5500.00	5500.00	5000.00	0.00	10.00
		SKR	8000.00	8000.00	3600.00	0.00	122.22
		QTA	2970.00	2970.00	2970.00	0.00	0.00
0197005. TOBACCO HUKKA PREPARED	40 KG.	LAH	3850.00	3850.00	3850.00	0.00	0.00
		RAW	1525.00	1525.00	1375.00	0.00	10.91
		MUL	1500.00	1500.00	1500.00	0.00	0.00
		KSR	3700.00	3700.00	3700.00	0.00	0.00
		LRK	1500.00	1500.00	1500.00	0.00	0.00
		QTA	1530.00	1530.00	1530.00	0.00	0.00
<b>017. Poultry</b>							
0215101. CHICKEN FARM(LIVE)	1 KG.	LAH	126.50	126.50	131.50	0.00	-3.80
		FAS	150.00	125.00	137.50	20.00	9.09
		RAW	137.50	124.50	145.50	10.44	-5.50

Contd.

## 7.10 Intercity Wholesale Prices of Selected Commodities

Group/Commodity/Item Specification	Unit	City	Prices (Rs.)			% Change in Dec., 2015 Over	
			Dec., 2015	Nov., 2015	Dec., 2014	Nov., 2015	Dec., 2014
		MUL	135.00	133.00	131.00	1.50	3.05
		GUJ	139.00	117.00	127.00	18.80	9.45
		SKT	140.00	128.00	130.00	9.38	7.69
		BPR	136.00	124.50	140.00	9.24	-2.86
		KAR	147.50	135.00	155.00	9.26	-4.84
		HYD	145.00	135.00	140.00	7.41	3.57
		SKR	145.00	145.00	125.00	0.00	16.00
		MPK	128.00	124.00	132.00	3.23	-3.03
		PSH	160.00	148.00	146.00	8.11	9.59
		MNG	163.00	163.00	177.00	0.00	-7.91
		QTA	145.00	155.00	180.00	-6.45	-19.44
<b>018. Raw Milk from Bovine Animals</b>							
0221101. FRESH MILK	40 LTR.	LAH	3000.00	3000.00	3000.00	0.00	0.00
		FAS	2200.00	2200.00	2200.00	0.00	0.00
		RAW	3225.00	3225.00	2975.00	0.00	8.40
		MUL	2450.00	2450.00	2450.00	0.00	0.00
		SAH	2000.00	2000.00	2000.00	0.00	0.00
		SKT	2600.00	2600.00	2600.00	0.00	0.00
		KSR	2225.00	2225.00	2225.00	0.00	0.00
		KAR	3000.00	3000.00	3000.00	0.00	0.00
		HYD	2800.00	2800.00	2800.00	0.00	0.00
		SKR	2800.00	2800.00	2800.00	0.00	0.00
		MPK	2600.00	2600.00	2560.00	0.00	1.56
		PSH	2450.00	2450.00	2400.00	0.00	2.08
		BNU	2800.00	2600.00	2600.00	7.69	7.69
		QTA	2800.00	2800.00	2800.00	0.00	0.00
<b>019. Eggs</b>							
0231001. EGGS FARM CRATE OF 30 DOZ.	EACH	LAH	2820.00	2820.00	3000.00	0.00	-6.00
		FAS	2820.00	2820.00	3000.00	0.00	-6.00
		RAW	2865.00	2865.00	2975.00	0.00	-3.70
		MUL	2900.00	2750.00	3050.00	5.45	-4.92
		GUJ	2400.00	2400.00	3240.00	0.00	-25.93
		SKT	2700.00	2700.00	3150.00	0.00	-14.29
		BPR	2820.00	2940.00	3120.00	-4.08	-9.62
		KAR	3156.00	2556.00	3195.00	23.47	-1.22
		HYD	3275.00	2725.00	3300.00	20.18	-0.76
		SKR	2700.00	2850.00	3200.00	-5.26	-15.63
		MPK	2910.00	2750.00	3060.00	5.82	-4.90
		PSH	2650.00	2480.00	3100.00	6.85	-14.52
		MNG	2850.00	2700.00	3250.00	5.56	-12.31
		QTA	3400.00	3200.00	3000.00	6.25	13.33
<b>020. Raw Animal Materials / Wool</b>							
0294201. WOOL PAK. SUPERIOR WHITE	40 KG.	LAH	1575.00	1575.00	1575.00	0.00	0.00
		MUL	1900.00	1900.00	2550.00	0.00	-25.49
		KAR	4350.00	4350.00	3700.00	0.00	17.57
		BNU	2500.00	2500.00	2500.00	0.00	0.00
0294202. WOOL PAK. SUPERIOR YELLOW	40 KG.	LAH	1375.00	1375.00	1375.00	0.00	0.00
		MUL	1500.00	1500.00	1900.00	0.00	-21.05
		KAR	4300.00	4300.00	3700.00	0.00	16.22
		BNU	2250.00	2250.00	2250.00	0.00	0.00
0294203. WOOL PAK MEDIUM WHITE	40 KG.	LAH	1300.00	1300.00	1300.00	0.00	0.00
		MUL	1700.00	1700.00	2050.00	0.00	-17.07
		KAR	3600.00	3600.00	3200.00	0.00	12.50
		BNU	2100.00	2100.00	2100.00	0.00	0.00
0294204. WOOL PAK.MEDIUM YELLOW	40 KG.	LAH	1175.00	1175.00	1175.00	0.00	0.00
		MUL	1300.00	1300.00	1650.00	0.00	-21.21
		KAR	3275.00	3275.00	3000.00	0.00	9.17
		BNU	1850.00	1850.00	1850.00	0.00	0.00

Contd.

## 7.10 Intercity Wholesale Prices of Selected Commodities

Group/Commodity/Item Specification	Unit	City	Prices (Rs.)			% Change in Dec., 2015 Over	
			Dec., 2015	Nov., 2015	Dec., 2014	Nov., 2015	Dec., 2014
0294205. WOOL COLOURED LIGHT	40 KG.	LAH	925.00	925.00	925.00	0.00	0.00
		MUL	650.00	650.00	1050.00	0.00	-38.10
		KAR	2700.00	2700.00	2300.00	0.00	17.39
		BNU	1600.00	1600.00	1600.00	0.00	0.00
0294206. WOOL COLOURED DARK	40 KG.	LAH	825.00	825.00	825.00	0.00	0.00
		MUL	550.00	550.00	850.00	0.00	-35.29
		KAR	2500.00	2500.00	2200.00	0.00	13.64
		BNU	1500.00	1500.00	1500.00	0.00	0.00
<b>021. Hides &amp; Fur Skins, Raw</b>							
0295101. HIDES WET SALTED COW MEDIUM	EACH	LAH	2800.00	2800.00	1975.00	0.00	41.77
		RAW	2150.00	2150.00	2550.00	0.00	-15.69
		MUL	1750.00	1900.00	3500.00	-7.89	-50.00
		SKT	2250.00	2250.00	3000.00	0.00	-25.00
		KSR	2800.00	2800.00	1925.00	0.00	45.45
		KAR	4000.00	4000.00	4000.00	0.00	0.00
		HYD	3000.00	3000.00	3000.00	0.00	0.00
		BNU	1700.00	1700.00	1700.00	0.00	0.00
		QTA	3500.00	3500.00	3500.00	0.00	0.00
		0295102. HIDES WET SALTED BUFFALO MEDIUM	EACH	LAH	2400.00	2400.00	1675.00
RAW	2150.00			2150.00	2550.00	0.00	-15.69
MUL	2700.00			2700.00	3250.00	0.00	-16.92
SKT	2250.00			2250.00	3000.00	0.00	-25.00
KSR	2400.00			2400.00	1625.00	0.00	47.69
KAR	2700.00			2700.00	2700.00	0.00	0.00
HYD	1850.00			1850.00	1850.00	0.00	0.00
BNU	1900.00			1900.00	1900.00	0.00	0.00
0295103. HIDES WET SALTED CALF MEDIUM	EACH	LAH	2000.00	2000.00	1225.00	0.00	63.27
		RAW	1750.00	1750.00	2150.00	0.00	-18.60
		MUL	1050.00	1050.00	1250.00	0.00	-16.00
		SKT	600.00	600.00	700.00	0.00	-14.29
		KSR	2000.00	2000.00	975.00	0.00	105.13
		KAR	3900.00	3900.00	3900.00	0.00	0.00
		HYD	2050.00	2050.00	2050.00	0.00	0.00
		BNU	900.00	900.00	900.00	0.00	0.00
		QTA	2300.00	2300.00	2300.00	0.00	0.00
		0295301. SHEEP SKIN MEDIUM	100	RAW	25500.00	25500.00	29500.00
MUL	17000.00			17000.00	29000.00	0.00	-41.38
KSR	22000.00			22000.00	22000.00	0.00	0.00
KAR	42500.00			42500.00	42500.00	0.00	0.00
HYD	20500.00			20500.00	20500.00	0.00	0.00
PSH	15000.00			20000.00	36500.00	-25.00	-58.90
QTA	50000.00			50000.00	50000.00	0.00	0.00
0295302. SHEEP SKIN LARGE	100	LAH	39000.00	39000.00	39000.00	0.00	0.00
		RAW	31500.00	31500.00	35500.00	0.00	-11.27
		MUL	22000.00	22000.00	34000.00	0.00	-35.29
		KSR	30500.00	30500.00	30500.00	0.00	0.00
		KAR	55500.00	55500.00	55500.00	0.00	0.00
		HYD	31500.00	31500.00	31500.00	0.00	0.00
		PSH	40000.00	40000.00	53500.00	0.00	-25.23
0295401. GOAT SKIN LARGE	100	QTA	55000.00	55000.00	55000.00	0.00	0.00
		LAH	40000.00	40000.00	31000.00	0.00	29.03
		RAW	30500.00	30500.00	34500.00	0.00	-11.59
		KSR	37000.00	37000.00	27500.00	0.00	34.55
		KAR	37500.00	37500.00	37500.00	0.00	0.00
		HYD	36500.00	36500.00	36500.00	0.00	0.00
PSH	25000.00	25000.00	35000.00	0.00	-28.57		
QTA	43500.00	43500.00	43500.00	0.00	0.00		

Contd.

## 7.10 Intercity Wholesale Prices of Selected Commodities

Group/Commodity/Item Specification	Unit	City	Prices (Rs.)			% Change in		
						Dec., 2015 Over		
			Dec., 2015	Nov., 2015	Dec., 2014	Nov., 2015	Dec., 2014	
0295402. GOAT SKIN EXTRA LARGE	100	LAH	50000.00	50000.00	41000.00	0.00	21.95	
		RAW	32500.00	32500.00	35500.00	0.00	-8.45	
		MUL	37500.00	37500.00	52500.00	0.00	-28.57	
		KSR	45000.00	45000.00	39500.00	0.00	13.92	
		KAR	49250.00	49250.00	49250.00	0.00	0.00	
		HYD	36750.00	36750.00	36750.00	0.00	0.00	
		PSH	36000.00	36000.00	36000.00	0.00	0.00	
0295403. GOAT SKIN MEDIUM	100	QTA	52500.00	52500.00	52500.00	0.00	0.00	
		LAH	29000.00	29000.00	29000.00	0.00	0.00	
		RAW	26500.00	26500.00	30750.00	0.00	-13.82	
		MUL	21000.00	19000.00	34000.00	10.53	-38.24	
		SKT	30000.00	30000.00	35000.00	0.00	-14.29	
		KSR	24500.00	24500.00	24500.00	0.00	0.00	
		KAR	24500.00	24500.00	24500.00	0.00	0.00	
0295404. GOAT SKIN SMALL	100	PSH	20000.00	20000.00	29000.00	0.00	-31.03	
		QTA	37500.00	37500.00	37500.00	0.00	0.00	
		LAH	21000.00	21000.00	21000.00	0.00	0.00	
		RAW	25500.00	25500.00	29750.00	0.00	-14.29	
		SKT	10000.00	10000.00	15000.00	0.00	-33.33	
		KSR	18500.00	18500.00	18500.00	0.00	0.00	
		KAR	26500.00	26500.00	26500.00	0.00	0.00	
022. Fuel Wood in Logs	40 KG.	PSH	15000.00	16000.00	20000.00	-6.25	-25.00	
		QTA	27000.00	27000.00	27000.00	0.00	0.00	
		0313001. FIRE WOOD MIXED DRY	LAH	690.00	690.00	610.00	0.00	13.11
		FAS	380.00	380.00	380.00	0.00	0.00	
		RAW	650.00	650.00	562.50	0.00	15.56	
		MUL	490.00	490.00	450.00	0.00	8.89	
		GJT	470.00	470.00	470.00	0.00	0.00	
023. Fish Live Fresh or Chilled	40 KG.	KAR	587.50	587.50	520.00	0.00	12.98	
		HYD	350.00	350.00	350.00	0.00	0.00	
		SKR	375.00	375.00	375.00	0.00	0.00	
		LRK	400.00	400.00	400.00	0.00	0.00	
		PSH	675.00	675.00	650.00	0.00	3.85	
		MNG	500.00	500.00	500.00	0.00	0.00	
		QTA	465.00	465.00	465.00	0.00	0.00	
		0411901. FISH RAHU RIVER	LAH	9850.00	9850.00	9900.00	0.00	-0.51
		RAW	6450.00	6300.00	6475.00	2.38	-0.39	
		MUL	8100.00	7750.00	10250.00	4.52	-20.98	
		HYD	7500.00	7500.00	8000.00	0.00	-6.25	
SKR	10500.00	10500.00	10500.00	0.00	0.00			
PSH	8800.00	7400.00	9500.00	18.92	-7.37			
0411902. FISH RAHU SEA	40 KG.	KAR	5250.00	5060.00	3900.00	3.75	34.62	
0411903. FISH SURMAI ( SEA )	40 KG.	KAR	11000.00	11200.00	8200.00	-1.79	34.15	
<b>2. Ores/Minerals, Elec., Gas &amp; Water</b>								
<b>024. Coal not Agglomerated</b>								
1101001. COAL	MT.	LAH	12250.00	12250.00	14250.00	0.00	-14.04	
<b>025. Natural Gas Liquified</b>								
1202001. SUI GAS GENERAL INDUSRIAL USE	MMBTU	KAR	600.00	600.00	571.23	0.00	5.04	
1202002. LPG	KG.	LAH	94.50	85.70	114.75	10.27	-17.65	
		RAW	106.50	106.50	126.00	0.00	-15.48	
		KAR	90.00	90.00	110.00	0.00	-18.18	
		PSH	120.00	100.00	140.00	20.00	-14.29	
		QTA	120.00	115.00	150.00	4.35	-20.00	
1202003. CNG	KG.	KAR	67.50	67.50	73.93	0.00	-8.70	

Contd.

## 7.10 Intercity Wholesale Prices of Selected Commodities

Group/Commodity/Item Specification	Unit	City	Prices (Rs.)			% Change in Dec., 2015 Over	
			Dec., 2015	Nov., 2015	Dec., 2014	Nov., 2015	Dec., 2014
<b>026. Salt &amp; Pure Sodium Chloride</b>							
1620001. SALT CRUSHED LAHORI	40 KG.	LAH	195.00	195.00	195.00	0.00	0.00
		RAW	365.00	365.00	345.00	0.00	5.80
		MUL	280.00	280.00	280.00	0.00	0.00
		GJT	240.00	240.00	240.00	0.00	0.00
		KAR	350.00	350.00	325.00	0.00	7.69
		SKR	275.00	275.00	275.00	0.00	0.00
		PSH	200.00	200.00	200.00	0.00	0.00
1620002. SEA SALT	40 KG.	LAH	195.00	195.00	195.00	0.00	0.00
		FAS	400.00	400.00	400.00	0.00	0.00
		KAR	122.50	122.50	122.50	0.00	0.00
		HYD	150.00	150.00	130.00	0.00	15.38
		NWB	300.00	300.00	300.00	0.00	0.00
<b>027. Electrical Energy</b>							
1710011. ELECTRICITY TARRIF B1	KWH.	KAR	15.34	15.34	14.83	0.00	3.44
1710012. ELECTRICITY TARRIF B2	KWH.	KAR	15.15	15.15	14.85	0.00	2.02
1710013. ELECTRICITY TARRIF B3	KWH.	KAR	15.52	15.52	15.15	0.00	2.44
1710014. ELECTRICITY TARRIF B4	KWH.	KAR	15.46	15.46	14.96	0.00	3.34
1710021. ELECTRICITY TARIFF-D1	KWH.	KAR	11.01	11.01	11.14	0.00	-1.17
1710022. ELECTRICITY TARIFF-D2	KWH.	KAR	11.70	11.70	12.79	0.00	-8.52
<b>3. Food, Beverages, Tobacco, Textiles, Leather</b>							
<b>3a) Food Products, Beverages &amp; Tobacco</b>							
<b>028. Meat of Animals</b>							
2111101. BEEF	40 KG.	LAH	11700.00	11700.00	11200.00	0.00	4.46
		FAS	9300.00	9300.00	9300.00	0.00	0.00
		RAW	8950.00	8950.00	8550.00	0.00	4.68
		MUL	9300.00	9300.00	8800.00	0.00	5.68
		SAR	10200.00	10200.00	10150.00	0.00	0.49
		GJT	10000.00	10000.00	10000.00	0.00	0.00
		KAR	10800.00	10800.00	10800.00	0.00	0.00
		HYD	10050.00	10050.00	9550.00	0.00	5.24
		PSH	11000.00	11000.00	9950.00	0.00	10.55
		MNG	10000.00	10000.00	10000.00	0.00	0.00
		QTA	15000.00	15000.00	15000.00	0.00	0.00
2111601. MUTTON	40 KG.	LAH	26625.00	26625.00	25250.00	0.00	5.45
		FAS	19750.00	19750.00	19750.00	0.00	0.00
		RAW	25900.00	25750.00	24250.00	0.58	6.80
		MUL	20600.00	20600.00	20600.00	0.00	0.00
		KAR	21600.00	21600.00	21600.00	0.00	0.00
		HYD	21200.00	21200.00	19600.00	0.00	8.16
		PSH	24700.00	24700.00	22500.00	0.00	9.78
		MNG	20000.00	20000.00	16000.00	0.00	25.00
		QTA	23200.00	23200.00	23200.00	0.00	0.00
<b>029. Vegetables &amp; Fruit Juice</b>							
2133101. TOMATO KETCHUP 300 GM.	DOZ.	LAH	900.00	900.00	815.00	0.00	10.43
		FAS	892.20	892.20	892.20	0.00	0.00
		RAW	1025.00	1025.00	1010.00	0.00	1.49
		MUL	978.24	978.24	960.00	0.00	1.90
		GJT	920.00	920.00	900.00	0.00	2.22
		KAR	780.00	780.00	780.00	0.00	0.00
		HYD	724.00	724.00	724.00	0.00	0.00
		SKR	936.72	936.72	936.72	0.00	0.00
		MPK	772.00	772.00	772.00	0.00	0.00
		PSH	1080.00	1080.00	1080.00	0.00	0.00
		MNG	980.00	980.00	920.00	0.00	6.52
		QTA	828.00	828.00	828.00	0.00	0.00
2133901. CHILLES & LIME PKL. IN OIL 340 G.	DOZ.	LAH	1017.00	1017.00	1017.00	0.00	0.00
		RAW	1137.50	1137.50	1137.50	0.00	0.00
		KAR	1092.00	1092.00	960.00	0.00	13.75

Contd.

## 7.10 Intercity Wholesale Prices of Selected Commodities

Group/Commodity/Item Specification	Unit	City	Prices (Rs.)			% Change in Dec., 2015 Over	
			Dec., 2015	Nov., 2015	Dec., 2014	Nov., 2015	Dec., 2014
		MPK	992.76	992.76	992.76	0.00	0.00
		PSH	1100.00	1080.00	1080.00	1.85	1.85
		QTA	938.00	938.00	938.00	0.00	0.00
<b>030. Dried Fruits &amp; Nuts</b>							
2141101. KISHMISH(RAISIN) AVG. QLTY.	40 KG.	LAH	9900.00	9900.00	9000.00	0.00	10.00
		RAW	8100.00	8100.00	8100.00	0.00	0.00
		MUL	11750.00	11750.00	11250.00	0.00	4.44
		KAR	10500.00	10500.00	9500.00	0.00	10.53
		HYD	9400.00	9400.00	9400.00	0.00	0.00
		MPK	12000.00	12000.00	11500.00	0.00	4.35
		PSH	5400.00	5400.00	7600.00	0.00	-28.95
		BNU	8900.00	8900.00	8650.00	0.00	2.89
		QTA	5100.00	5100.00	5100.00	0.00	0.00
2141301. GROUND NUT WITH SHELL AVG. QLTY.	40 KG.	LAH	5250.00	5250.00	4450.00	0.00	17.98
		RAW	4650.00	3975.00	3975.00	16.98	16.98
		MUL	4650.00	3900.00	4100.00	19.23	13.41
		KAR	7100.00	7100.00	7300.00	0.00	-2.74
		HYD	4500.00	4500.00	4500.00	0.00	0.00
		MPK	4300.00	4300.00	4300.00	0.00	0.00
		PSH	5600.00	5600.00	5550.00	0.00	0.90
		QTA	5000.00	3850.00	3850.00	29.87	29.87
<b>031. Fruit Juices</b>							
2142901. ROOHAFZA(SHARBAT)	DOZ.	LAH	1620.00	1620.00	1512.00	0.00	7.14
		FAS	1660.00	1660.00	1560.00	0.00	6.41
		RAW	1685.00	1685.00	1575.00	0.00	6.98
		MUL	1650.00	1650.00	1540.00	0.00	7.14
		GUJ	1700.00	1700.00	1600.00	0.00	6.25
		BPR	1680.00	1680.00	1560.00	0.00	7.69
		GJT	1650.00	1650.00	1650.00	0.00	0.00
		KAR	1704.00	1704.00	1560.00	0.00	9.23
		HYD	1680.00	1680.00	1560.00	0.00	7.69
		SKR	1620.00	1620.00	1590.00	0.00	1.89
		LRK	1690.00	1690.00	1550.00	0.00	9.03
		PSH	1680.00	1680.00	1560.00	0.00	7.69
		BNU	1710.00	1710.00	1570.00	0.00	8.92
		MNG	1675.00	1675.00	1560.00	0.00	7.37
		QTA	1836.00	1836.00	1596.00	0.00	15.04
2142902. JAM-E-SHREEN	DOZ.	LAH	1766.00	1766.00	1550.00	0.00	13.94
		FAS	1660.00	1660.00	1550.00	0.00	7.10
		RAW	1695.00	1695.00	1610.00	0.00	5.28
		MUL	1650.00	1650.00	1545.00	0.00	6.80
		GUJ	1650.00	1650.00	1560.00	0.00	5.77
		BPR	1670.00	1670.00	1560.00	0.00	7.05
		KAR	1776.00	1776.00	1560.00	0.00	13.85
		HYD	1680.00	1680.00	1560.00	0.00	7.69
		SKR	1620.00	1620.00	1550.00	0.00	4.52
		PSH	1670.00	1670.00	1560.00	0.00	7.05
		BNU	1650.00	1650.00	1550.00	0.00	6.45
		MNG	1670.00	1670.00	1560.00	0.00	7.05
2142903. FRUIT JUICE TETRA PACK	DOZ.	LAH	190.00	190.00	190.00	0.00	0.00
		FAS	157.50	157.50	157.50	0.00	0.00
		RAW	157.50	157.50	157.50	0.00	0.00
		MUL	135.00	135.00	135.00	0.00	0.00
		KAR	136.00	136.00	136.00	0.00	0.00
		HYD	165.00	165.00	130.00	0.00	26.92
		SKR	180.00	180.00	180.00	0.00	0.00
		PSH	120.00	120.00	129.00	0.00	-6.98
		QTA	110.00	110.00	110.00	0.00	0.00

Contd.

## 7.10 Intercity Wholesale Prices of Selected Commodities

Group/Commodity/Item Specification	Unit	City	Prices (Rs.)			% Change in Dec., 2015 Over											
			Dec., 2015	Nov., 2015	Dec., 2014	Nov., 2015	Dec., 2014										
2142904. LEMON/ORANGE SQUASH MITCHELS(730ML)	DOZ.	LAH	1540.00	1540.00	1540.00	0.00	0.00										
		FAS	1560.00	1560.00	1560.00	0.00	0.00										
		RAW	1710.00	1710.00	1615.00	0.00	5.88										
		MUL	1685.00	1685.00	1612.00	0.00	4.53										
		KAR	1705.00	1705.00	1560.00	0.00	9.29										
		HYD	1680.00	1680.00	1620.00	0.00	3.70										
2142905. MUREEY BREWERY (TOPS)	DOZ.	LAH	495.00	495.00	495.00	0.00	0.00										
		RAW	1125.00	1125.00	1055.00	0.00	6.64										
		KSR	435.00	435.00	435.00	0.00	0.00										
2149201. APL/MNG/ORG/MIX. FRUIT JAM 450 G.	DOZ.	LAH	1455.00	1455.00	1455.00	0.00	0.00										
		RAW	1490.00	1490.00	1405.00	0.00	6.05										
		KAR	1260.00	1260.00	1184.00	0.00	6.42										
		MPK	1183.00	1183.00	1183.00	0.00	0.00										
		PSH	1410.00	1410.00	1520.00	0.00	-7.24										
2149202. MANGO/MIXED PICKLE IN OIL 340 G.	DOZ.	LAH	1080.00	1080.00	1080.00	0.00	0.00										
		RAW	1137.50	1137.50	1137.50	0.00	0.00										
		KAR	1092.00	1092.00	960.00	0.00	13.75										
		MPK	992.76	992.76	992.76	0.00	0.00										
		PSH	1320.00	1320.00	1080.00	0.00	22.22										
032. Vegetable Oils Refined																	
								2154101. SOYABEAN COOKING OIL TIN	5 LTR.	LAH	815.00	800.00	940.00	1.88	-13.30		
										FAS	800.00	800.00	900.00	0.00	-11.11		
										RAW	810.00	810.00	945.00	0.00	-14.29		
										MUL	850.00	850.00	932.00	0.00	-8.80		
										KAR	742.50	742.50	985.00	0.00	-24.62		
										HYD	880.00	880.00	966.18	0.00	-8.92		
										SKR	840.00	840.00	940.00	0.00	-10.64		
										MPK	970.00	970.00	970.00	0.00	0.00		
										PSH	820.00	820.00	1050.00	0.00	-21.90		
										BNU	970.00	970.00	1000.00	0.00	-3.00		
										QTA	840.00	840.00	915.00	0.00	-8.20		
										2154301. SUN FLOWER COOKING OIL	5 LTR.	LAH	815.00	800.00	940.00	1.88	-13.30
												FAS	750.00	750.00	800.00	0.00	-6.25
RAW	810.00	810.00	945.00	0.00	-14.29												
MUL	778.85	778.85	850.00	0.00	-8.37												
GJT	790.00	790.00	1045.00	0.00	-24.40												
KAR	742.50	742.50	985.00	0.00	-24.62												
HYD	800.00	800.00	880.00	0.00	-9.09												
SKR	840.00	840.00	840.00	0.00	0.00												
PSH	820.00	820.00	990.00	0.00	-17.17												
MNG	780.00	780.00	900.00	0.00	-13.33												
QTA	900.00	900.00	900.00	0.00	0.00												
2154401. MUSTARD & RAPE SEED OIL.	40 KG.	LAH	5550.00	5550.00	5850.00	0.00	-5.13										
		RAW	6750.00	6750.00	7275.00	0.00	-7.22										
		MUL	4950.00	5050.00	5300.00	-1.98	-6.60										
		KSR	5525.00	5525.00	5750.00	0.00	-3.91										
		KAR	6100.00	6100.00	6300.00	0.00	-3.17										
		HYD	4900.00	4900.00	5500.00	0.00	-10.91										
		MPK	4900.00	4900.00	5100.00	0.00	-3.92										
		PSH	6900.00	6900.00	6375.00	0.00	8.24										
		BNU	6200.00	6200.00	6200.00	0.00	0.00										
		QTA	6000.00	6000.00	6000.00	0.00	0.00										
		2154801. COTTON SEED OIL	40 KG.	LAH	5625.00	5625.00	5625.00	0.00	0.00								
				MUL	3700.00	3650.00	4100.00	1.37	-9.76								
				GUJ	5200.00	5200.00	5200.00	0.00	0.00								
				SAR	4375.00	4400.00	5450.00	-0.57	-19.72								

Contd.



## 7.10 Intercity Wholesale Prices of Selected Commodities

Group/Commodity/Item Specification	Unit	City	Prices (Rs.)			% Change in Dec., 2015 Over	
			Dec., 2015	Nov., 2015	Dec., 2014	Nov., 2015	Dec., 2014
		KAR	5605.00	5605.00	5850.00	0.00	-4.19
		HYD	3600.00	3600.00	4800.00	0.00	-25.00
		SKR	4200.00	4080.00	5145.00	2.94	-18.37
		NWB	6000.00	6000.00	6000.00	0.00	0.00
		PSH	4800.00	4800.00	5600.00	0.00	-14.29
2154901. RAFHAN CORN OIL	2.00 LT	LAH	650.00	650.00	650.00	0.00	0.00
		FAS	690.00	690.00	710.00	0.00	-2.82
		RAW	670.00	670.00	537.50	0.00	24.65
		MUL	703.00	703.00	703.00	0.00	0.00
		KAR	685.00	685.00	685.00	0.00	0.00
		HYD	710.00	710.00	705.00	0.00	0.71
		MPK	630.00	630.00	630.00	0.00	0.00
		PSH	700.00	700.00	690.00	0.00	1.45
		MNG	730.00	730.00	630.00	0.00	15.87
		QTA	730.00	730.00	730.00	0.00	0.00
<b>033. Vegetable Ghee</b>							
2159001. VEGETABLE GHEE(16 KG TIN)	EACH	LAH	2050.00	2100.00	2250.00	-2.38	-8.89
		RAW	2145.00	2135.00	2415.00	0.47	-11.18
		MUL	2272.50	2272.50	2410.00	0.00	-5.71
		SKT	2070.00	2070.00	2150.00	0.00	-3.72
		KAR	1990.00	1990.00	2255.00	0.00	-11.75
		SKR	1770.00	1770.00	2150.00	0.00	-17.67
		MPK	1690.00	1690.00	1850.00	0.00	-8.65
		PSH	2220.00	2200.00	2400.00	0.91	-7.50
		MNG	2200.00	2180.00	2360.00	0.92	-6.78
		QTA	2325.00	2325.00	2450.00	0.00	-5.10
2159002. VEGETABLE GHEE(DALDA/TULO/HABIB/SHA)	05 KG.	LAH	830.00	820.00	940.00	1.22	-11.70
		FAS	785.00	785.00	895.00	0.00	-12.29
		RAW	810.00	810.00	945.00	0.00	-14.29
		MUL	845.00	845.00	927.00	0.00	-8.85
		SAR	865.00	865.00	952.00	0.00	-9.14
		GJT	845.00	845.00	950.00	0.00	-11.05
		KAR	810.00	810.00	945.00	0.00	-14.29
		HYD	875.00	875.00	966.00	0.00	-9.42
		SKR	720.00	720.00	930.00	0.00	-22.58
		PSH	835.00	835.00	960.00	0.00	-13.02
		QTA	830.00	830.00	956.00	0.00	-13.18
<b>034. Oil Cakes</b>							
2171001. COTTON SEED OIL CAKES	40 KG.	LAH	1525.00	1525.00	1525.00	0.00	0.00
		FAS	1750.00	1625.00	1170.00	7.69	49.57
		MUL	1600.00	1475.00	1075.00	8.47	48.84
		SAR	1714.00	1580.00	1320.00	8.48	29.85
		BPR	1725.00	1725.00	1225.00	0.00	40.82
		HYD	1400.00	1400.00	1200.00	0.00	16.67
		SKR	1500.00	1200.00	1200.00	25.00	25.00
		MPK	1600.00	1550.00	1125.00	3.23	42.22
		PSH	1640.00	1640.00	1300.00	0.00	26.15
		QTA	925.00	925.00	925.00	0.00	0.00
2171002. MUSTARD & RAPSEED OIL CAKES	40 KG.	LAH	1250.00	1250.00	1250.00	0.00	0.00
		FAS	1150.00	1275.00	1350.00	-9.80	-14.81
		MUL	1190.00	1175.00	1350.00	1.28	-11.85
		SAR	1200.00	1060.00	1375.00	13.21	-12.73
		BPR	1225.00	1225.00	1325.00	0.00	-7.55
		HYD	1200.00	1200.00	1325.00	0.00	-9.43
		SKR	1350.00	1350.00	1350.00	0.00	0.00
		MPK	1150.00	1200.00	1250.00	-4.17	-8.00
		PSH	1600.00	1600.00	1440.00	0.00	11.11
		QTA	950.00	950.00	950.00	0.00	0.00

Contd.

## 7.10 Intercity Wholesale Prices of Selected Commodities

Group/Commodity/Item Specification	Unit	City	Prices (Rs.)			% Change in Dec., 2015 Over	
			Dec., 2015	Nov., 2015	Dec., 2014	Nov., 2015	Dec., 2014
<b>035. Processed Liquid Milk</b>							
2211002. MILK PAK/HALEEB/NESTLE (LITRE)	DOZ.	LAH	1250.00	1250.00	1200.00	0.00	4.17
		FAS	1182.50	1182.50	1125.00	0.00	5.11
		RAW	1195.00	1195.00	1195.00	0.00	0.00
		KAR	1250.00	1250.00	1250.00	0.00	0.00
		HYD	1200.00	1125.00	1125.00	6.67	6.67
		SKR	1140.00	1140.00	1140.00	0.00	0.00
		PSH	1240.00	1300.00	1240.00	-4.62	0.00
		MNG	1250.00	1250.00	1340.00	0.00	-6.72
<b>036. Milk &amp; Cream in Solid Form</b>							
2221101. POWD.MILK EVERYDAY(NESTLE)1KG.	EACH	LAH	660.00	645.00	620.00	2.33	6.45
		RAW	620.00	620.00	620.00	0.00	0.00
		MUL	648.16	648.16	620.33	0.00	4.49
		KAR	647.50	647.50	620.00	0.00	4.44
		HYD	650.00	650.00	621.00	0.00	4.67
		SKR	650.00	650.00	620.00	0.00	4.84
		PSH	650.00	650.00	620.00	0.00	4.84
		BNU	650.00	650.00	630.00	0.00	3.17
		QTA	680.00	680.00	682.00	0.00	-0.29
2221201. POWDERED MILK(SKIMMED)/BAG 25 KG.	EACH	LAH	11750.00	11750.00	11750.00	0.00	0.00
		RAW	11775.00	11775.00	11775.00	0.00	0.00
		MUL	9800.00	9800.00	11250.00	0.00	-12.89
		KAR	10950.00	9750.00	15562.50	12.31	-29.64
		PSH	8700.00	8700.00	11400.00	0.00	-23.68
		QTA	12500.00	12500.00	12500.00	0.00	0.00
2221202. POWDERED MILK NIDO ( 1 KG. POLY BA	EACH	LAH	700.00	700.00	692.00	0.00	1.16
		RAW	738.00	738.00	738.00	0.00	0.00
		GUJ	738.00	738.00	738.00	0.00	0.00
		KAR	697.50	697.50	660.00	0.00	5.68
		HYD	820.00	820.00	737.74	0.00	11.15
		PSH	700.00	700.00	670.00	0.00	4.48
<b>037. Ice Cream</b>							
2227001. ICE CREAM POLKA/WALLS	DOZ.	LAH	324.00	324.00	324.00	0.00	0.00
		RAW	442.50	442.50	442.50	0.00	0.00
		KAR	264.00	264.00	264.00	0.00	0.00
		HYD	432.00	432.00	432.00	0.00	0.00
		SKR	240.00	240.00	240.00	0.00	0.00
		QTA	384.00	384.00	384.00	0.00	0.00
<b>038. Dairy Products N.E.C</b>							
2229001. MILO(200 GM. PACK) NESTLE	EACH	LAH	198.00	198.00	198.00	0.00	0.00
		FAS	175.00	175.00	185.00	0.00	-5.41
		RAW	172.50	172.50	162.50	0.00	6.15
		MUL	140.00	140.00	140.00	0.00	0.00
		KAR	174.00	174.00	174.00	0.00	0.00
		HYD	195.00	195.00	134.50	0.00	44.98
		MPK	180.00	180.00	180.00	0.00	0.00
		PSH	155.00	155.00	155.00	0.00	0.00
		MNG	175.00	175.00	182.00	0.00	-3.85
		QTA	160.00	160.00	150.00	0.00	6.67
2229002. LACTOGEN(SOFT PACK 400 GM)	EACH	LAH	390.00	390.00	380.00	0.00	2.63
		FAS	405.00	405.00	405.00	0.00	0.00
		RAW	405.00	405.00	405.00	0.00	0.00
		MUL	402.79	402.79	402.79	0.00	0.00
		KAR	400.00	400.00	394.00	0.00	1.52
		HYD	405.00	405.00	394.00	0.00	2.79
		MPK	400.00	400.00	400.00	0.00	0.00
		PSH	394.00	394.00	399.00	0.00	-1.25
		QTA	395.00	395.00	395.00	0.00	0.00

Contd.

## 7.10 Intercity Wholesale Prices of Selected Commodities

Group/Commodity/Item Specification	Unit	City	Prices (Rs.)			% Change in Dec., 2015 Over	
			Dec., 2015	Nov., 2015	Dec., 2014	Nov., 2015	Dec., 2014
<b>039. Wheat Flour</b>							
2311001. WHEAT FLOUR SUP. QLTY.	80 KG.	LAH	3565.00	3565.00	3375.00	0.00	5.63
		FAS	3000.00	3000.00	3050.00	0.00	-1.64
		RAW	3667.50	3667.50	3725.00	0.00	-1.54
		MUL	2925.00	2925.00	3175.00	0.00	-7.87
		GUJ	3100.00	3000.00	3200.00	3.33	-3.13
		SAR	3010.00	3010.00	3000.00	0.00	0.33
		SKT	3850.00	3800.00	3850.00	1.32	0.00
		GJT	3080.00	3080.00	3050.00	0.00	0.98
		KAR	3298.00	3298.00	2980.00	0.00	10.67
		HYD	3630.00	3630.00	3525.00	0.00	2.98
		SKR	2960.00	2960.00	2970.00	0.00	-0.34
		LRK	3360.00	3360.00	3200.00	0.00	5.00
		PSH	3400.00	3380.00	3400.00	0.59	0.00
2311002. WHEAT FLOUR AVG. QLTY	80 KG.	QTA	3880.00	3880.00	3200.00	0.00	21.25
		LAH	3050.00	3050.00	3175.00	0.00	-3.94
		FAS	2820.00	2820.00	2780.00	0.00	1.44
		RAW	3050.00	3050.00	3162.50	0.00	-3.56
		MUL	2725.00	2725.00	2975.00	0.00	-8.40
		SAH	3025.00	3025.00	3080.00	0.00	-1.79
		SAR	2720.00	2720.00	2860.00	0.00	-4.90
		BPR	3080.00	3040.00	3152.00	1.32	-2.28
		GJT	3000.00	3000.00	2940.00	0.00	2.04
		KAR	3138.00	3138.00	2820.00	0.00	11.28
		HYD	3180.00	3180.00	3240.00	0.00	-1.85
		SKR	2880.00	2880.00	3040.00	0.00	-5.26
		LRK	3040.00	3080.00	3040.00	-1.30	0.00
		MPK	2850.00	2850.00	2900.00	0.00	-1.72
		PSH	3175.00	3175.00	3180.00	0.00	-0.16
		MNG	3120.00	3120.00	3120.00	0.00	0.00
		QTA	3840.00	3840.00	2950.00	0.00	30.17
2311003. WHEAT FLOUR/BAG OF 10 KG.	EACH	LAH	377.00	377.00	390.00	0.00	-3.33
		FAS	355.00	377.50	370.00	-5.96	-4.05
		RAW	383.50	383.50	380.00	0.00	0.92
		MUL	345.00	345.00	380.00	0.00	-9.21
		GUJ	385.00	385.00	380.00	0.00	1.32
		SKT	390.00	390.00	380.00	0.00	2.63
		BPR	385.00	380.00	394.00	1.32	-2.28
		GJT	385.00	385.00	370.00	0.00	4.05
		KAR	416.50	416.50	412.50	0.00	0.97
		HYD	411.00	411.00	405.00	0.00	1.48
		SKR	385.00	360.00	375.00	6.94	2.67
		LRK	380.00	385.00	380.00	-1.30	0.00
		MPK	370.00	370.00	380.00	0.00	-2.63
		NWB	350.00	350.00	420.00	0.00	-16.67
		PSH	382.50	382.50	385.00	0.00	-0.65
		QTA	390.00	390.00	370.00	0.00	5.41
2311004. MAIDA AVG. QLTY.	80 KG.	LAH	3660.00	3660.00	3460.00	0.00	5.78
		FAS	3475.00	3475.00	3500.00	0.00	-0.71
		RAW	3825.00	3825.00	3787.50	0.00	0.99
		MUL	3100.00	3100.00	3485.00	0.00	-11.05
		SAR	3680.00	3530.00	3520.00	4.25	4.55
		BPR	3600.00	3600.00	3850.00	0.00	-6.49
		GJT	3520.00	3520.00	3600.00	0.00	-2.22
		KAR	3370.00	3370.00	3540.00	0.00	-4.80
		HYD	3600.00	3600.00	3625.00	0.00	-0.69
		SKR	3500.00	3300.00	3460.00	6.06	1.16
		MPK	3550.00	3550.00	3650.00	0.00	-2.74
		PSH	3530.00	3530.00	3740.00	0.00	-5.61

Contd.

## 7.10 Intercity Wholesale Prices of Selected Commodities

Group/Commodity/Item Specification	Unit	City	Prices (Rs.)			% Change in Dec., 2015 Over	
			Dec., 2015	Nov., 2015	Dec., 2014	Nov., 2015	Dec., 2014
2311005. SUJI	85 KG.	MNG	3700.00	3760.00	3770.00	-1.60	-1.86
		QTA	4000.00	5000.00	5200.00	-20.00	-23.08
		LAH	4260.00	4260.00	3777.50	0.00	12.77
		FAS	3615.00	3615.00	3675.00	0.00	-1.63
		RAW	3862.50	3862.50	3837.50	0.00	0.65
		MUL	3535.00	3535.00	3720.00	0.00	-4.97
		SAH	3604.00	3604.00	3600.00	0.00	0.11
		BPR	3750.00	3700.00	3850.00	1.35	-2.60
		GJT	3650.00	3650.00	3825.00	0.00	-4.58
		KAR	3662.50	3662.50	3804.00	0.00	-3.72
		HYD	3650.00	3650.00	3750.00	0.00	-2.67
		SKR	3825.00	3808.00	3850.00	0.45	-0.65
		MPK	3800.00	3800.00	3950.00	0.00	-3.80
		PSH	3590.00	3590.00	3720.00	0.00	-3.49
2311006. CERELAC WHEAT(400 GM.)	EACH	QTA	5200.00	4200.00	4600.00	23.81	13.04
		LAH	260.00	260.00	260.00	0.00	0.00
		FAS	255.00	255.00	255.00	0.00	0.00
		RAW	289.00	289.00	289.00	0.00	0.00
		MUL	252.79	252.79	252.79	0.00	0.00
		KAR	198.00	198.00	198.00	0.00	0.00
		HYD	260.00	260.00	220.00	0.00	18.18
		MPK	255.00	255.00	245.00	0.00	4.08
		PSH	243.00	243.00	243.00	0.00	0.00
		MNG	243.00	243.00	243.00	0.00	0.00
		QTA	245.00	245.00	245.00	0.00	0.00
<b>040. Other Cereal Flour</b>							
2312001. BESAN	85 KG.	LAH	9125.00	9125.00	5475.00	0.00	66.67
		FAS	8500.00	8500.00	5100.00	0.00	66.67
		RAW	9025.00	8825.00	5412.50	2.27	66.74
		MUL	8250.00	7250.00	5050.00	13.79	63.37
		GUJ	7650.00	7650.00	5525.00	0.00	38.46
		SAR	9137.00	9145.00	5400.00	-0.09	69.20
		SKT	10000.00	9500.00	5500.00	5.26	81.82
		GJT	7650.00	7650.00	5580.00	0.00	37.10
		KSR	9025.00	9025.00	5475.00	0.00	64.84
		KAR	7352.50	7263.00	6205.00	1.23	18.49
		HYD	9600.00	9600.00	5150.00	0.00	86.41
		SKR	8600.00	8500.00	5270.00	1.18	63.19
		MPK	10200.00	10200.00	5525.00	0.00	84.62
		PSH	10400.00	10400.00	5650.00	0.00	84.07
		QTA	10880.00	9640.00	7800.00	12.86	39.49
<b>041. Sugar Refined</b>							
2352001. SUGAR REFINED(BAG)	50 KG.	LAH	2630.00	2850.00	2550.00	-7.72	3.14
		FAS	2550.00	2760.00	2470.00	-7.61	3.24
		RAW	2712.50	2860.00	2525.00	-5.16	7.43
		MUL	2575.00	2725.00	2452.50	-5.50	4.99
		GUJ	2570.00	2950.00	2550.00	-12.88	0.78
		SKT	2400.00	2770.00	2500.00	-13.36	-4.00
		GJT	2700.00	2950.00	2550.00	-8.47	5.88
		KAR	2547.50	2665.00	2475.00	-4.41	2.93
		HYD	2500.00	2620.00	2650.00	-4.58	-5.66
		MPK	2650.00	2650.00	2500.00	0.00	6.00
		PSH	2620.00	2780.00	2680.00	-5.76	-2.24
		MNG	2670.00	2855.00	2625.00	-6.48	1.71
		QTA	2560.00	2750.00	2550.00	-6.91	0.39
2352002. GUR AVG. QLTY.	40 KG.	LAH	2900.00	3150.00	3037.50	-7.94	-4.53
		MUL	2650.00	3175.00	2100.00	-16.54	26.19
		SAR	2450.00	2485.00	2350.00	-1.41	4.26
		SKT	3600.00	3600.00	3000.00	0.00	20.00

Contd.

## 7.10 Intercity Wholesale Prices of Selected Commodities

Group/Commodity/Item Specification	Unit	City	Prices (Rs.)			% Change in Dec., 2015 Over	
			Dec., 2015	Nov., 2015	Dec., 2014	Nov., 2015	Dec., 2014
		KSR	2575.00	3075.00	2875.00	-16.26	-10.43
		KAR	2760.00	2840.00	2140.00	-2.82	28.97
		HYD	2900.00	2900.00	2500.00	0.00	16.00
		SKR	2600.00	2600.00	2200.00	0.00	18.18
		PSH	2750.00	2750.00	2800.00	0.00	-1.79
		MNG	3200.00	3200.00	2960.00	0.00	8.11
		QTA	3200.00	3000.00	3000.00	6.67	6.67
<b>042. Chocolate</b>							
2366001. CHOCOLATE CANDY (NOW)	DOZ.	LAH	52.00	52.00	52.00	0.00	0.00
		RAW	54.50	54.50	54.50	0.00	0.00
		BPR	55.00	55.00	55.00	0.00	0.00
		KSR	52.00	52.00	52.00	0.00	0.00
		KAR	52.00	52.00	52.00	0.00	0.00
		PSH	58.00	58.00	51.00	0.00	13.73
		QTA	54.00	54.00	54.00	0.00	0.00
<b>043. Sugar Confectionary</b>							
2367001. TOFFEE (HILAL)	DOZ.	LAH	10.00	10.00	10.00	0.00	0.00
		RAW	20.00	20.00	10.00	0.00	100.00
		GUJ	10.90	10.90	10.00	0.00	9.00
		SKT	10.00	10.00	10.00	0.00	0.00
		BPR	10.97	10.97	10.97	0.00	0.00
		KSR	10.00	10.00	10.00	0.00	0.00
		KAR	10.00	10.00	10.00	0.00	0.00
		HYD	10.00	10.00	10.00	0.00	0.00
		LRK	15.00	15.00	10.50	0.00	42.86
		PSH	15.00	15.00	12.00	0.00	25.00
		QTA	10.00	10.00	10.00	0.00	0.00
<b>044. Coffee &amp; Tea</b>							
2391301. TEA LIPTON YELLOW LABEL 200 G.PKT	06 PKT.	LAH	1075.00	1075.00	725.00	0.00	48.28
		FAS	1047.36	1042.10	705.26	0.50	48.51
		RAW	1087.50	1087.50	717.50	0.00	51.57
		MUL	1027.00	1027.00	696.27	0.00	47.50
		SKT	1023.00	1023.00	736.00	0.00	38.99
		KAR	1073.64	1073.68	745.26	0.00	44.06
		HYD	1084.00	1084.00	697.50	0.00	55.41
		SKR	1072.00	1072.00	708.88	0.00	51.22
		PSH	1076.00	1076.00	730.00	0.00	47.40
		MNG	1050.00	1050.00	673.50	0.00	55.90
		QTA	1128.00	1128.00	720.00	0.00	56.67
2391302. TEA SUPREME 200 G. PKT.	06 PKT.	LAH	955.00	955.00	682.74	0.00	39.88
		FAS	926.31	931.57	642.10	-0.56	44.26
		RAW	947.50	947.50	662.50	0.00	43.02
		MUL	912.00	912.00	599.25	0.00	52.19
		SKT	978.95	978.95	699.00	0.00	40.05
		KAR	872.00	872.00	618.95	0.00	40.88
		HYD	961.20	961.20	599.28	0.00	60.39
		SKR	870.00	870.00	600.75	0.00	44.82
		PSH	890.00	855.00	588.00	4.09	51.36
		MNG	948.00	948.00	570.78	0.00	66.09
		QTA	760.00	760.00	746.00	0.00	1.88
2391303. TEA LOOSE	KG.	LAH	434.50	434.50	422.50	0.00	2.84
		FAS	522.50	522.50	515.00	0.00	1.46
		RAW	655.00	655.00	477.50	0.00	37.17
		MUL	525.00	525.00	475.00	0.00	10.53
		SKT	500.00	500.00	500.00	0.00	0.00
		GJT	550.00	550.00	440.00	0.00	25.00
		KAR	605.00	605.00	450.00	0.00	34.44
		HYD	650.00	650.00	440.00	0.00	47.73
		SKR	550.00	550.00	465.00	0.00	18.28

Contd.

## 7.10 Intercity Wholesale Prices of Selected Commodities

Group/Commodity/Item Specification	Unit	City	Prices (Rs.)			% Change in Dec., 2015 Over	
			Dec., 2015	Nov., 2015	Dec., 2014	Nov., 2015	Dec., 2014
		MPK	680.00	680.00	240.00	0.00	183.33
		PSH	660.00	660.00	440.00	0.00	50.00
		MNG	650.00	680.00	450.00	-4.41	44.44
		QTA	410.00	410.00	410.00	0.00	0.00
2391304. TEA TAPAL MIXTURE (200 G ) PKT.	06 PKT	LAH	1039.00	1039.00	713.00	0.00	45.72
		FAS	1010.52	921.05	694.73	9.71	45.46
		RAW	1022.50	942.50	682.50	8.49	49.82
		MUL	924.00	834.00	621.60	10.79	48.65
		KAR	966.00	966.00	732.63	0.00	31.85
		HYD	1035.78	1035.78	679.20	0.00	52.50
		PSH	890.00	890.00	618.00	0.00	44.01
		MNG	810.00	810.00	690.00	0.00	17.39
		QTA	797.00	797.00	644.00	0.00	23.76
<b>045. Spices</b>							
2392101. BLACK PEPPER 50 G.PKT.(NATIONAL)	EACH	LAH	91.00	91.00	90.24	0.00	0.84
		RAW	91.50	88.00	88.00	3.98	3.98
		MUL	92.94	86.89	86.89	6.96	6.96
		SKT	86.89	86.89	86.89	0.00	0.00
		KAR	92.00	92.00	92.00	0.00	0.00
		HYD	96.00	96.00	96.00	0.00	0.00
		MPK	69.25	69.25	69.25	0.00	0.00
		PSH	87.00	87.00	87.00	0.00	0.00
		MNG	90.00	90.00	90.00	0.00	0.00
		QTA	86.00	86.00	86.00	0.00	0.00
2392201. RED CHILLIES(200 G PKT.NATIONAL)	EACH	LAH	95.00	95.00	95.00	0.00	0.00
		FAS	96.32	96.32	96.32	0.00	0.00
		RAW	96.50	96.50	96.50	0.00	0.00
		MUL	95.52	95.52	95.52	0.00	0.00
		SKT	95.52	95.52	95.52	0.00	0.00
		KAR	100.00	100.00	100.00	0.00	0.00
		HYD	105.00	105.00	105.00	0.00	0.00
		MPK	96.50	96.50	96.50	0.00	0.00
		PSH	92.00	92.00	96.00	0.00	-4.17
		MNG	106.00	106.00	105.00	0.00	0.95
		QTA	92.00	92.00	92.00	0.00	0.00
2392402. CORRIANDER PWD.200 G. PKT.NAT.	EACH	LAH	87.96	87.96	70.93	0.00	24.01
		FAS	88.78	88.78	70.78	0.00	25.43
		RAW	91.50	91.50	77.50	0.00	18.06
		MUL	81.40	81.40	67.02	0.00	21.46
		SKT	70.78	70.78	70.78	0.00	0.00
		KAR	84.00	84.00	84.00	0.00	0.00
		HYD	77.00	77.00	77.00	0.00	0.00
		MPK	68.41	68.41	68.41	0.00	0.00
		PSH	70.00	70.00	70.00	0.00	0.00
		MNG	70.00	70.00	70.00	0.00	0.00
		QTA	81.60	81.60	81.60	0.00	0.00
2392601. CLOVES	40 KG.	LAH	50500.00	50500.00	50500.00	0.00	0.00
		RAW	46750.00	46750.00	44750.00	0.00	4.47
		MUL	44500.00	44500.00	52500.00	0.00	-15.24
		KAR	37125.00	37250.00	61000.00	-0.34	-39.14
		HYD	55500.00	55500.00	55500.00	0.00	0.00
		MPK	42000.00	42000.00	50000.00	0.00	-16.00
		PSH	54000.00	54000.00	50500.00	0.00	6.93
		QTA	51000.00	51000.00	51000.00	0.00	0.00
<b>046. Other Food Products</b>							
2399401. VINEGAR SYNTHETIC (SIRKA)	DOZ.	LAH	720.00	720.00	720.00	0.00	0.00
		RAW	875.00	875.00	835.00	0.00	4.79
		KAR	545.00	545.00	490.00	0.00	11.22
		PSH	560.00	560.00	560.00	0.00	0.00
		QTA	900.00	900.00	786.00	0.00	14.50

Contd.

## 7.10 Intercity Wholesale Prices of Selected Commodities

Group/Commodity/Item Specification	Unit	City	Prices (Rs.)			% Change in Dec., 2015 Over			
			Dec., 2015	Nov., 2015	Dec., 2014	Nov., 2015	Dec., 2014		
2399901. TURMERIC POWDER(50 G.PKT.NATIONAL)	EACH	LAH	31.50	31.50	31.50	0.00	0.00		
		FAS	31.96	31.96	31.96	0.00	0.00		
		RAW	30.00	30.00	30.00	0.00	0.00		
		MUL	31.69	31.69	31.69	0.00	0.00		
		SKT	31.69	31.69	35.00	0.00	-9.46		
		KAR	34.00	34.00	34.00	0.00	0.00		
		HYD	35.00	35.00	35.00	0.00	0.00		
		SKR	31.71	31.71	31.69	0.00	0.06		
		MPK	32.00	32.00	32.00	0.00	0.00		
		PSH	31.20	31.20	31.20	0.00	0.00		
		MNG	32.50	32.50	32.50	0.00	0.00		
		QTA	30.00	30.00	36.00	0.00	-16.67		
<b>047. Mineral Water</b>									
2441001. MINERAL WATER NESTLE(1.5 LTR)	DOZ.	LAH	480.00	480.00	480.00	0.00	0.00		
		FAS	440.00	440.00	440.00	0.00	0.00		
		RAW	512.50	512.50	467.50	0.00	9.63		
		MUL	508.00	508.00	472.00	0.00	7.63		
		GUJ	450.00	450.00	450.00	0.00	0.00		
		SKT	419.00	419.00	419.00	0.00	0.00		
		KAR	456.00	456.00	456.00	0.00	0.00		
		HYD	470.00	470.00	470.00	0.00	0.00		
		SKR	480.00	480.00	480.00	0.00	0.00		
		MPK	418.00	418.00	418.00	0.00	0.00		
		PSH	443.00	443.00	443.00	0.00	0.00		
		QTA	528.00	528.00	528.00	0.00	0.00		
<b>048. Beverages</b>									
2449001. COCA COLA(CRATE OF 24 BOTTLES)	EACH	LAH	442.00	442.00	442.00	0.00	0.00		
		FAS	445.00	445.00	445.00	0.00	0.00		
		RAW	382.50	382.50	382.50	0.00	0.00		
		MUL	403.00	403.00	403.00	0.00	0.00		
		SKT	444.00	444.00	444.00	0.00	0.00		
		GJT	444.00	444.00	444.00	0.00	0.00		
		KAR	444.00	444.00	444.00	0.00	0.00		
		HYD	444.00	444.00	444.00	0.00	0.00		
		SKR	432.00	432.00	432.00	0.00	0.00		
		MPK	390.00	390.00	390.00	0.00	0.00		
		PSH	445.00	445.00	430.00	0.00	3.49		
		BNU	475.00	475.00	475.00	0.00	0.00		
		MNG	430.00	430.00	430.00	0.00	0.00		
		QTA	480.00	480.00	480.00	0.00	0.00		
		2449002. SEVEN UP (CRATE OF 24 BOTTLES)	EACH	LAH	442.00	442.00	442.00	0.00	0.00
				FAS	445.00	445.00	445.00	0.00	0.00
				RAW	382.50	382.50	382.50	0.00	0.00
				MUL	403.00	403.00	403.00	0.00	0.00
SKT	444.00			444.00	444.00	0.00	0.00		
GJT	444.00			444.00	444.00	0.00	0.00		
KAR	444.00			444.00	444.00	0.00	0.00		
HYD	444.00			444.00	444.00	0.00	0.00		
SKR	432.00			432.00	432.00	0.00	0.00		
MPK	390.00			390.00	390.00	0.00	0.00		
PSH	445.00			445.00	445.00	0.00	0.00		
BNU	475.00			475.00	475.00	0.00	0.00		
MNG	420.00	420.00	420.00	0.00	0.00				
QTA	480.00	480.00	480.00	0.00	0.00				
2449003. MAKKA COLA (CRATE OF 24 BOTTLES)	EACH	MUL	280.00	280.00	280.00	0.00	0.00		
		GUJ	280.00	280.00	280.00	0.00	0.00		
		SKT	270.00	270.00	270.00	0.00	0.00		
		PSH	410.00	410.00	410.00	0.00	0.00		
		BNU	322.00	322.00	322.00	0.00	0.00		
		MNG	322.00	322.00	322.00	0.00	0.00		

Contd.

## 7.10 Intercity Wholesale Prices of Selected Commodities

Group/Commodity/Item Specification	Unit	City	Prices (Rs.)			% Change in Dec., 2015 Over	
			Dec., 2015	Nov., 2015	Dec., 2014	Nov., 2015	Dec., 2014
2449004. PEPSI COLA (CRATE OF 24 BOTTLES)	EACH	LAH	442.00	442.00	442.00	0.00	0.00
		FAS	445.00	445.00	445.00	0.00	0.00
		RAW	382.50	382.50	382.50	0.00	0.00
		MUL	403.00	403.00	403.00	0.00	0.00
		SKT	444.00	444.00	444.00	0.00	0.00
		GJT	444.00	444.00	444.00	0.00	0.00
		KAR	444.00	444.00	444.00	0.00	0.00
		HYD	444.00	444.00	444.00	0.00	0.00
		SKR	432.00	432.00	432.00	0.00	0.00
		PSH	445.00	445.00	445.00	0.00	0.00
		BNU	475.00	475.00	475.00	0.00	0.00
MNG	420.00	420.00	420.00	0.00	0.00		
QTA	450.00	450.00	408.00	0.00	10.29		
<b>049. Tobacco Products</b>							
2502001. CIGARETTES K-2 10'S (FILTER)	1000	KAR	2850.00	2600.00	2125.00	9.62	34.12
2502002. CIGARETTES MELBOURNE	1000	KAR	3100.00	2850.00	2300.00	8.77	34.78
2502003. CIGARETTES CAPSTAN LSFT 10 SS	1000	KAR	3100.00	2850.00	2300.00	8.77	34.78
2502004. CIGARETTES GOLD LEAF (KSFT) 20	1000	KAR	5700.00	5500.00	4750.00	3.64	20.00
<b>3b) Textiles &amp; Apparels</b>							
<b>050. Cotton Yarn</b>							
2636001. COTTON YARN 10/1 POPULAR FIBER	10 LB.	KAR	850.00	850.00	758.75	0.00	12.03
2636002. COTTON YARN 16/1 MGM	10 LB.	KAR	960.00	975.00	1030.00	-1.54	-6.80
2636003. COTTON YARN 21/1 SURIYA TEXTILE	10 LB.	KAR	1070.00	1070.00	1110.00	0.00	-3.60
2636004. COTTON YARN 42/1 ABDULLAH TEXTILE	10 LB.	KAR	1550.00	1550.00	1600.00	0.00	-3.13
2636005. COTTON YARN 20/2 BAJWA	10 LB.	KAR	1180.00	1180.00	1165.00	0.00	1.29
<b>051. Nylon Yarn</b>							
2643001. NYLON YARN RUPALI(PAK)50/72/00	LB.	KAR	90.00	90.00	102.00	0.00	-11.76
2643002. NYLON YARN GRATON 50/36/00FLAT	LB.	KAR	77.00	77.00	85.00	0.00	-9.41
2643003. NYLON YARN GRATON 75/48/0 DTY	LB.	KAR	103.00	103.00	103.00	0.00	0.00
<b>052. Blended Yarn</b>							
2645001. BLND.YARN 30/1 A.A TEX.Z.TW PVC	LB.	KAR	121.00	127.25	140.50	-4.91	-13.88
2645002. BLND.YARN 40/1 SANA	LB.	KAR	151.00	151.00	151.00	0.00	0.00
2645003. BLND.YARN 60/1 PP AGAR	LB.	KAR	124.00	124.00	124.00	0.00	0.00
2645004. BLND.YARN 30/1 A.A TEX.COMBED	LB.	KAR	121.00	122.00	135.25	-0.82	-10.54
2645005. BLND.YARN 40/1 A.A. TEXTILE	LB.	KAR	143.00	143.00	143.00	0.00	0.00
<b>053. Woven Fabrics</b>							
2654001. LIGHT WEIGHT WORSTED (L.PUR)	MTR.	LAH	925.00	925.00	925.00	0.00	0.00
		RAW	1162.50	1037.50	1037.50	12.05	12.05
		KAR	1700.00	1650.00	1475.00	3.03	15.25
2654002. HEAVY WEIGHT SUITING (L.PUR)	MTR.	LAH	1575.00	1575.00	1575.00	0.00	0.00
		RAW	1375.00	1325.00	1325.00	3.77	3.77
		KAR	2350.00	2250.00	2250.00	4.44	4.44
2654003. TWEED (LAWRENCEPUR)	MTR.	LAH	925.00	925.00	925.00	0.00	0.00
		RAW	1225.00	1125.00	1125.00	8.89	8.89
		KAR	2050.00	2000.00	1800.00	2.50	13.89
2654004. WORSTED (LAWRENCEPUR)	MTR.	LAH	975.00	975.00	975.00	0.00	0.00
		RAW	1275.00	1175.00	1175.00	8.51	8.51
		KAR	1800.00	1750.00	1750.00	2.86	2.86
<b>054. Cotton Fabrics</b>							
2662001. LATHA GUL AHMED 90000 SUP. QLTY.	40 MTR.	LAH	7900.00	7900.00	7900.00	0.00	0.00
		FAS	8550.00	8550.00	8550.00	0.00	0.00
		RAW	5625.00	5625.00	5225.00	0.00	7.66
		MUL	8095.00	8095.00	8095.00	0.00	0.00
		KAR	8500.00	8500.00	8300.00	0.00	2.41
		HYD	7000.00	7000.00	7000.00	0.00	0.00
2662002. LATHA PRESIDENT SUP. QLTY.	40 MTR.	LAH	3450.00	3450.00	3450.00	0.00	0.00
		MUL	7140.00	7140.00	7140.00	0.00	0.00
		KAR	3682.50	3682.50	3682.50	0.00	0.00

Contd.



## 7.10 Intercity Wholesale Prices of Selected Commodities

Group/Commodity/Item Specification	Unit	City	Prices (Rs.)			% Change in Dec., 2015 Over	
			Dec., 2015	Nov., 2015	Dec., 2014	Nov., 2015	Dec., 2014
2662003. LATHA MAST QALANDER SUP. QLTY.	40 MTR.	MUL	4920.00	4920.00	4920.00	0.00	0.00
		KAR	2810.00	2810.00	2810.00	0.00	0.00
2662004. LATHA MUGHAL-E-AZAM SUP. QLTY.	40 MTR.	LAH	3650.00	3650.00	3650.00	0.00	0.00
		FAS	5650.00	5650.00	5650.00	0.00	0.00
		RAW	5525.00	5525.00	5150.00	0.00	7.28
		MUL	5880.00	5880.00	5880.00	0.00	0.00
		KAR	5300.00	5300.00	5100.00	0.00	3.92
		HYD	6000.00	6000.00	6000.00	0.00	0.00
<b>055. Other Fabrics</b>							
2669001. LAWN AVG. QLTY.	MTR.	LAH	75.50	75.50	75.50	0.00	0.00
		FAS	92.50	92.50	92.50	0.00	0.00
		RAW	122.50	122.50	117.50	0.00	4.26
		MUL	125.00	125.00	125.00	0.00	0.00
		KAR	125.00	125.00	115.00	0.00	8.70
		HYD	120.00	120.00	100.00	0.00	20.00
		SKR	70.00	70.00	70.00	0.00	0.00
2669002. LAWN SUP. QLTY.	MTR.	QTA	130.00	130.00	130.00	0.00	0.00
		LAH	177.50	177.50	177.50	0.00	0.00
		FAS	230.00	230.00	230.00	0.00	0.00
		RAW	225.00	225.00	195.00	0.00	15.38
		MUL	180.00	180.00	190.00	0.00	-5.26
		KAR	240.00	240.00	225.00	0.00	6.67
2669003. GREY CLOTH 52"	MTR.	QTA	152.50	152.50	152.50	0.00	0.00
		LAH	45.00	45.00	45.00	0.00	0.00
		FAS	62.50	62.50	62.50	0.00	0.00
		RAW	41.00	41.00	41.00	0.00	0.00
		MUL	117.50	117.50	90.00	0.00	30.56
		KAR	69.50	69.50	67.50	0.00	2.96
2669004. GREY CLOTH 98"	MTR.	LRK	105.00	105.00	105.00	0.00	0.00
		LAH	76.50	76.50	76.50	0.00	0.00
		FAS	122.50	122.50	122.50	0.00	0.00
2669005. DRILL DYED	MTR.	KAR	130.00	130.00	125.00	0.00	4.00
		LAH	75.50	75.50	75.50	0.00	0.00
		FAS	105.00	105.00	105.00	0.00	0.00
		RAW	32.50	32.50	32.50	0.00	0.00
		KAR	141.00	141.00	105.00	0.00	34.29
		QTA	68.00	68.00	68.00	0.00	0.00
<b>056. Silk &amp; Reyon Fabrics</b>							
2679001. KT. SHIRTING AL-KARAM SUP. QLTY.	MTR.	LAH	82.50	82.50	82.50	0.00	0.00
		RAW	132.50	132.50	117.50	0.00	12.77
		KAR	135.00	135.00	105.00	0.00	28.57
2679002. KT. SHIRTING TOYOBO SUP. QLTY.	MTR.	FAS	212.50	212.50	212.50	0.00	0.00
		RAW	132.50	132.50	117.50	0.00	12.77
		MUL	85.00	85.00	85.00	0.00	0.00
		KAR	92.50	92.50	72.50	0.00	27.59
		QTA	73.00	73.00	73.00	0.00	0.00
2679003. WOOLY FLAT	MTR.	LAH	47.50	47.50	47.50	0.00	0.00
		KAR	39.00	39.00	39.00	0.00	0.00
		QTA	62.50	62.50	62.50	0.00	0.00
2679004. SILK AVG. QLTY.	MTR.	LAH	59.00	59.00	59.00	0.00	0.00
		RAW	57.50	57.50	47.50	0.00	21.05
		MUL	95.00	95.00	95.00	0.00	0.00
		KAR	41.00	41.00	41.00	0.00	0.00
		SKR	35.00	35.00	35.00	0.00	0.00
		QTA	55.00	55.00	55.00	0.00	0.00
2679005. SILK SUP. QLTY.	MTR.	LAH	85.50	85.50	85.50	0.00	0.00
		FAS	237.50	237.50	237.50	0.00	0.00
		RAW	95.00	95.00	77.50	0.00	22.58
		QTA	75.00	75.00	75.00	0.00	0.00

Contd.

## 7.10 Intercity Wholesale Prices of Selected Commodities

Group/Commodity/Item Specification	Unit	City	Prices (Rs.)			% Change in Dec., 2015 Over	
			Dec., 2015	Nov., 2015	Dec., 2014	Nov., 2015	Dec., 2014
2679006. LINEN STAR MILL KARACHI	MTR.	LAH	116.50	116.50	116.50	0.00	0.00
		KAR	130.00	130.00	107.50	0.00	20.93
		QTA	92.00	92.00	92.00	0.00	0.00
<b>057. Towels</b>							
2684001. TOWEL MED SIZE AVG. QLTY.	DOZ.	LAH	1725.00	1725.00	1725.00	0.00	0.00
		FAS	1650.00	1650.00	1650.00	0.00	0.00
		KSR	1725.00	1725.00	1725.00	0.00	0.00
		KAR	2300.00	2300.00	2220.00	0.00	3.60
		SKR	2040.00	2040.00	2040.00	0.00	0.00
		PSH	2400.00	2400.00	2400.00	0.00	0.00
QTA	1620.00	1620.00	1620.00	0.00	0.00		
<b>058. Blankets</b>							
2711001. BLANKET MOONLITE SINGLE	EACH	LAH	2400.00	2400.00	2400.00	0.00	0.00
		RAW	2975.00	2975.00	2975.00	0.00	0.00
		KAR	2437.50	2437.50	2150.00	0.00	13.37
2711002. BLANKET MOONLITE DOUBLE	EACH	LAH	3000.00	3000.00	3000.00	0.00	0.00
		RAW	3325.00	3325.00	3325.00	0.00	0.00
		KAR	2900.00	2900.00	2650.00	0.00	9.43
<b>059. Bed Sheets</b>							
2712001. BED SHEET COTTON SINGLE AVG. QLTY.	DOZ.	LAH	3250.00	3250.00	3250.00	0.00	0.00
		FAS	4300.00	4300.00	4300.00	0.00	0.00
		KAR	4350.00	4350.00	4050.00	0.00	7.41
		SKR	3960.00	3960.00	3960.00	0.00	0.00
		PSH	4800.00	4800.00	4800.00	0.00	0.00
		QTA	3600.00	3600.00	3600.00	0.00	0.00
2712002. BED SHEET COTTON DOUBLE AVG. QLTY.	DOZ.	LAH	5650.00	5650.00	5650.00	0.00	0.00
		FAS	4900.00	4900.00	4900.00	0.00	0.00
		KAR	6750.00	6750.00	6300.00	0.00	7.14
		SKR	7800.00	7800.00	7800.00	0.00	0.00
		PSH	9600.00	9600.00	9600.00	0.00	0.00
		QTA	4250.00	4250.00	4250.00	0.00	0.00
<b>060. Quilts</b>							
2718001. READY MADE QUILT	EACH	LAH	950.00	875.00	750.00	8.57	26.67
		RAW	775.00	775.00	775.00	0.00	0.00
		KAR	1075.00	1075.00	1075.00	0.00	0.00
		PSH	875.00	925.00	925.00	-5.41	-5.41
		QTA	600.00	600.00	600.00	0.00	0.00
<b>061. Woolen Carpets</b>							
2721001. WOOLEN CARPET	SQ.FT.	LAH	60.00	60.00	60.00	0.00	0.00
		KAR	60.00	60.00	51.00	0.00	17.65
<b>062. Synthetic Carpets</b>							
2729001. SYNTHETIC CARPET	SQ.FT.	LAH	32.50	32.50	32.50	0.00	0.00
		RAW	24.50	24.50	24.50	0.00	0.00
		KAR	49.00	49.00	45.50	0.00	7.69
		QTA	46.50	46.50	46.50	0.00	0.00
<b>063. Hosiery Products</b>							
2821001. UNDER WEAR MED. SIZE AVG. QLTY.	DOZ.	LAH	1125.00	1125.00	1125.00	0.00	0.00
		FAS	780.00	780.00	780.00	0.00	0.00
		RAW	1875.00	1875.00	1712.50	0.00	9.49
		KAR	1000.00	1000.00	870.00	0.00	14.94
		SKR	890.00	890.00	780.00	0.00	14.10
		PSH	1440.00	1440.00	1440.00	0.00	0.00
2821002. VEST (BANYAN)MED. SIZE AVG. QLTY.	DOZ.	QTA	420.00	420.00	420.00	0.00	0.00
		LAH	1175.00	1175.00	1175.00	0.00	0.00
		FAS	900.00	900.00	900.00	0.00	0.00
		RAW	1875.00	1875.00	1712.50	0.00	9.49
		KAR	1030.00	1030.00	888.00	0.00	15.99
		SKR	1322.50	1322.50	1322.50	0.00	0.00
PSH	1500.00	1500.00	1190.00	0.00	26.05		
QTA	720.00	720.00	720.00	0.00	0.00		

Contd.

## 7.10 Intercity Wholesale Prices of Selected Commodities

Group/Commodity/Item Specification	Unit	City	Prices (Rs.)			% Change in	
						Dec., 2015 Over	
			Dec., 2015	Nov., 2015	Dec., 2014	Nov., 2015	Dec., 2014
2821003. SOCKS NYLON MIXED GENTS SUP. QLTY.	DOZ.	LAH	1125.00	1125.00	1125.00	0.00	0.00
		FAS	710.00	710.00	710.00	0.00	0.00
		RAW	812.50	812.50	812.50	0.00	0.00
		KAR	798.00	798.00	798.00	0.00	0.00
		SKR	860.00	860.00	860.00	0.00	0.00
		PSH	900.00	900.00	840.00	0.00	7.14
2821004. SOCKS COTTON GENTS AVG. QLTY.	DOZ.	LAH	750.00	750.00	750.00	0.00	0.00
		FAS	510.00	510.00	510.00	0.00	0.00
		KAR	650.00	650.00	630.00	0.00	3.17
		QTA	620.00	620.00	620.00	0.00	0.00
		RAW	7250.00	7250.00	6950.00	0.00	4.32
		KAR	5100.00	5100.00	5100.00	0.00	0.00
<b>064. Readymade Garments</b>							
2823101. PANTS GENTS (W&W) AVG. QLTY.	DOZ.	LAH	4250.00	4250.00	4250.00	0.00	0.00
		RAW	7250.00	7250.00	6950.00	0.00	4.32
		KAR	5100.00	5100.00	5100.00	0.00	0.00
2823102. SHORT	DOZ.	LAH	1250.00	1250.00	1250.00	0.00	0.00
		KAR	1260.00	1260.00	1260.00	0.00	0.00
		HYD	2400.00	2400.00	2000.00	0.00	20.00
2823103. AWAMI SUIT(W&W) AVG. QLTY.	DOZ.	LAH	9000.00	9000.00	9000.00	0.00	0.00
		RAW	12750.00	12750.00	11250.00	0.00	13.33
		KAR	6700.00	6700.00	8100.00	0.00	-17.28
2823201. SHIRT GENTS (W&W) AVG. QLTY.	DOZ.	LAH	3225.00	3225.00	3225.00	0.00	0.00
		RAW	4275.00	4275.00	4125.00	0.00	3.64
		KAR	4050.00	4050.00	4050.00	0.00	0.00
2823301. GIRL'S FROCK (W&W)	DOZ.	LAH	8750.00	8750.00	8750.00	0.00	0.00
		RAW	11100.00	11100.00	9350.00	0.00	18.72
		KAR	6740.00	6740.00	6450.00	0.00	4.50
<b>3c) Leather Products</b>							
<b>065. Leather Without Hair</b>							
2912001. SOLE LEATHER 5 MM GR-1	KG.	SAH	700.00	700.00	620.00	0.00	12.90
		KSR	425.00	425.00	425.00	0.00	0.00
2912002. SOLE LEATHER 4.5 MM GR-1	KG.	SAH	725.00	725.00	710.00	0.00	2.11
		KSR	490.00	490.00	490.00	0.00	0.00
2912003. SOLE LEATHER 4 MM GR-1	KG.	SAH	750.00	750.00	740.00	0.00	1.35
		KSR	510.00	510.00	510.00	0.00	0.00
<b>066. Other Leather N.E.C</b>							
2913001. CHROME LEATHER COW ANALINE GR-I	DM.	SAH	19.37	19.37	26.90	0.00	-27.99
		KSR	21.00	21.00	20.00	0.00	5.00
2913002. CHROME LEATHER COW ANALINE GR-II	DM.	SAH	18.29	18.29	20.98	0.00	-12.82
		KSR	18.22	18.22	19.00	0.00	-4.11
2913003. CHROME LEATHER BUFF CALF (SUP)	DM.	SAH	17.22	17.22	17.76	0.00	-3.04
		KSR	18.00	17.00	17.00	5.88	5.88
2913004. CHROME LEATHER BUFF CALF (B)	DM.	SAH	15.60	15.60	16.14	0.00	-3.35
		KSR	15.00	15.00	15.00	0.00	0.00
<b>067. Footwears</b>							
2933001. GENTS SHOES PAUL BATA	PAIR	LAH	818.23	818.23	818.23	0.00	0.00
2933002. GENTS SANDAL BATA	PAIR	LAH	572.51	572.51	572.51	0.00	0.00
2933003. GENTS SLATE CHAPPAL BATA	PAIR	LAH	110.08	110.08	110.08	0.00	0.00
2933004. LADIES SANDAL BATA (EMOZIAN)	PAIR	LAH	490.61	490.61	490.61	0.00	0.00
2933005. LADIES SPOUNG CHAPPAL BATA(TROPICAL)	PAIR	LAH	109.52	109.52	109.52	0.00	0.00
2933006. CHILD SHOE POWER LIFE BATA	PAIR	LAH	285.85	285.85	285.85	0.00	0.00
2933007. GENTS SHOES ART 1109 SERVIS	PAIR	LAH	477.00	477.00	477.00	0.00	0.00
2933008. CHEETAH 50 SIZE 3.5	PAIR	LAH	1091.00	1091.00	679.00	0.00	60.68
2933009. SERVIS SHOES WOMEN	PAIR	LAH	370.00	370.00	370.00	0.00	0.00
2933010. SERVIS SHOES CHILDREN	PAIR	LAH	257.00	257.00	257.00	0.00	0.00
<b>4. Other Transportable Goods</b>							
<b>068. Timber</b>							
3131001. TIMBER SHEESHAM	CMT.	LAH	59151.00	59151.00	55618.00	0.00	6.35
		RAW	67098.00	67098.00	64449.50	0.00	4.11

Contd.

## 7.10 Intercity Wholesale Prices of Selected Commodities

Group/Commodity/Item Specification	Unit	City	Prices (Rs.)			% Change in Dec., 2015 Over	
			Dec., 2015	Nov., 2015	Dec., 2014	Nov., 2015	Dec., 2014
		KAR	59000.00	59000.00	51965.00	0.00	13.54
		PSH	42378.00	42378.00	42378.00	0.00	0.00
		QTA	55582.00	55582.00	55582.00	0.00	0.00
3131002. TIMBER KERUING PINE WOOD	CMT.	RAW	64449.00	64449.00	62683.50	0.00	2.82
		KAR	59000.00	59000.00	53412.50	0.00	10.46
3131003. TIMBER PERTAL	CMT.	LAH	38845.50	38845.50	35947.00	0.00	8.06
		RAW	52089.00	52089.00	48558.00	0.00	7.27
		KAR	43000.00	43000.00	38404.00	0.00	11.97
		PSH	56496.00	56496.00	52372.00	0.00	7.87
		QTA	31050.00	31050.00	31050.00	0.00	0.00
3131004. TIMBER CHIR	CMT.	LAH	32665.50	32665.50	25602.50	0.00	27.59
		RAW	46792.00	46792.00	43260.50	0.00	8.16
		KAR	34500.00	34500.00	30458.00	0.00	13.27
3131005. TIMBER DEODAR	CMT.	RAW	104178.50	104178.50	97998.00	0.00	6.31
		KAR	112500.00	112500.00	97996.50	0.00	14.80
		PSH	105930.00	105930.00	95358.00	0.00	11.09
		QTA	88000.00	88000.00	88000.00	0.00	0.00
3131006. TIMBER TEAK WOOD	CMT.	LAH	143021.50	143021.50	125364.50	0.00	14.08
		KAR	155000.00	155000.00	115653.00	0.00	34.02
<b>069. Printing Paper</b>							
3212901. OFFSET PAPER FLYING FINISH	KG.	KAR	75.00	78.00	85.00	-3.85	-11.76
3212902. ART PAPER "LEYKAM"/CHINA	KG.	KAR	115.00	115.00	115.00	0.00	0.00
3212903. PRINTING PAPER ROYAL CENTURY	KG.	KAR	90.00	90.00	90.00	0.00	0.00
3212904. PHOTOSTAT PAPER 210X297 A-4(80GM)	KG.	KAR	345.00	365.00	370.00	-5.48	-6.76
<b>070. Hard Board</b>							
3213301. KRAFT LINES BOARD (BRAZIL-125)	KG.	KAR	95.00	95.00	110.00	0.00	-13.64
<b>071. Coke</b>							
3310001. COKE	MT.	KAR	60000.00	60000.00	60000.00	0.00	0.00
<b>072. Motor Spirit</b>							
3331001. MOTOR SPRIT 87 RON	LTR.	KAR	76.20	76.20	84.47	0.00	-9.79
<b>073. Diesel Oil</b>							
3333001. DIESEL OIL LIGHT SPEED (BULK)	LTR.	KAR	53.16	53.52	77.98	-0.67	-31.83
3333002. DIESEL OIL HIGH SPEED(BULK)	LTR.	KAR	83.73	83.73	94.03	0.00	-10.95
<b>074. Kerosine Oil</b>							
3334001. KEROSENE OIL	LTR.	KAR	56.18	56.97	90.78	-1.39	-38.11
<b>075. Furnace Oil</b>							
3337001. HIGH SULPHUR FURNACE OIL(HSFO)	MT.	KAR	23720.00	27512.50	48977.00	-13.78	-51.57
<b>076. Mobil Oil</b>							
3338001. HAVOLINE MOBIL OIL PETROL ENGN.	4 LTR.	FAS	1950.00	1950.00	1950.00	0.00	0.00
		RAW	1962.50	1962.50	1987.50	0.00	-1.26
		MUL	1780.00	1780.00	1780.00	0.00	0.00
		GJT	1790.00	1790.00	1790.00	0.00	0.00
		KAR	2157.00	2157.00	2157.00	0.00	0.00
		PSH	1700.00	1700.00	1640.00	0.00	3.66
		QTA	1670.00	1670.00	1670.00	0.00	0.00
3338002. HAVOLINE MOBIL OIL CNG ENGN.	4 LTR.	FAS	1600.00	1600.00	1600.00	0.00	0.00
		RAW	1937.50	1937.50	1962.50	0.00	-1.27
		MUL	1660.00	1660.00	1830.00	0.00	-9.29
		GJT	1790.00	1790.00	1835.00	0.00	-2.45
		KAR	1833.00	1833.00	1833.00	0.00	0.00
		PSH	1700.00	1700.00	1680.00	0.00	1.19
		QTA	1725.00	1725.00	1725.00	0.00	0.00
<b>077. Chemicals</b>							
3414001. STEARIC ACID	LB.	LAH	122.50	122.50	110.00	0.00	11.36
		KAR	80.50	76.00	102.50	5.92	-21.46
3414002. ACETIC ACID	LB.	LAH	80.00	80.00	80.00	0.00	0.00
		KAR	41.00	41.00	55.50	0.00	-26.13
		PSH	50.00	50.00	57.00	0.00	-12.28

Contd.

## 7.10 Intercity Wholesale Prices of Selected Commodities

Group/Commodity/Item Specification	Unit	City	Prices (Rs.)			% Change in	
						Dec., 2015 Over	
			Dec., 2015	Nov., 2015	Dec., 2014	Nov., 2015	Dec., 2014
3414003. TARTARIC POWDER	50 KG.	LAH	17500.00	17500.00	18000.00	0.00	-2.78
		KAR	11700.00	11500.00	10500.00	1.74	11.43
3414004. CITRIC ACID	50 KG.	LAH	5700.00	5700.00	6500.00	0.00	-12.31
		KAR	4900.00	4900.00	6250.00	0.00	-21.60
3414005. CHINA CLAY	M.T.	PSH	5600.00	5600.00	6500.00	0.00	-13.85
		KAR	52000.00	52000.00	52000.00	0.00	0.00
3414006. BLEACHING POWDER	50 KG.	LAH	2600.00	2600.00	2500.00	0.00	4.00
		KSR	2675.00	2675.00	2900.00	0.00	-7.76
3414007. GLUCOSE POWDER	50 KG.	KAR	2275.00	2275.00	1975.00	0.00	15.19
		PSH	3000.00	3000.00	3800.00	0.00	-21.05
3422001. ZINC OXIDE	50 KG.	LAH	4800.00	4800.00	5200.00	0.00	-7.69
		KAR	4100.00	4312.50	5200.00	-4.93	-21.15
3423101. CAUSTIC SODA	50 KG.	PSH	5000.00	5000.00	5400.00	0.00	-7.41
		LAH	21000.00	21000.00	19000.00	0.00	10.53
3423102. SULPHURIC ACID	100 KG.	PSH	15000.00	15000.00	16500.00	0.00	-9.09
		LAH	3700.00	3700.00	3900.00	0.00	-5.13
3423103. MERCURY	KG.	KSR	3725.00	3725.00	3900.00	0.00	-4.49
		LAH	3710.00	3710.00	4000.00	0.00	-7.25
3423102. SULPHURIC ACID	100 KG.	PSH	3600.00	4000.00	3900.00	-10.00	-7.69
		LAH	2500.00	2500.00	2500.00	0.00	0.00
3423103. MERCURY	KG.	KAR	2387.50	2387.50	2400.00	0.00	-0.52
		PSH	2000.00	2000.00	2000.00	0.00	0.00
3424001. SODA ASH LIGHT 80 KG. BAG	BAG	LAH	12500.00	12500.00	14000.00	0.00	-10.71
		KAR	7100.00	7420.00	14000.00	-4.31	-49.29
3424002. SODIUM BI- CARBONATE.	50 KG.	PSH	9000.00	11000.00	12000.00	-18.18	-25.00
		LAH	3360.00	3360.00	3800.00	0.00	-11.58
3424003. SALT EPSUM	100 KG.	KSR	3425.00	3425.00	3725.00	0.00	-8.05
		KAR	2072.50	2072.50	3360.00	0.00	-38.32
3431001. DYES RED B-BASE	LB.	PSH	3360.00	3360.00	3360.00	0.00	0.00
		LAH	2450.00	2450.00	2500.00	0.00	-2.00
3431002. DYES ORITEX JAPAN RED HR-2.	LB.	KAR	2210.00	2275.00	2750.00	-2.86	-19.64
		PSH	2400.00	2400.00	2400.00	0.00	0.00
3431003. DYED REACTIVE VIOLET H-3R	LB.	LAH	1400.00	1400.00	1600.00	0.00	-12.50
		KAR	1630.00	1625.00	1800.00	0.31	-9.44
078. Dyeing Material	LB.	PSH	2200.00	2600.00	2600.00	-15.38	-15.38
		KAR	270.00	270.00	250.00	0.00	8.00
079. Fertilizers	MT.	KAR	225.00	225.00	225.00	0.00	0.00
		KAR	250.00	250.00	250.00	0.00	0.00
3461101. SONA UREA	MT.	LAH	37000.00	37000.00	36500.00	0.00	1.37
		FAS	39000.00	39000.00	38400.00	0.00	1.56
3461102. KISAN UREA	MT.	MUL	38000.00	38000.00	38000.00	0.00	0.00
		PSH	38600.00	39000.00	38400.00	-1.03	0.52
3461401. CALCIUM AMMONIUM NITRATE	MT.	LAH	37000.00	37000.00	36500.00	0.00	1.37
		FAS	38400.00	38400.00	38000.00	0.00	1.05
3462101. SINGLE SUPPER PHOSPHATE (GR) 18PC	MT.	MUL	36000.00	36000.00	37000.00	0.00	-2.70
		GUJ	34400.00	34400.00	34500.00	0.00	-0.29
3461401. CALCIUM AMMONIUM NITRATE	MT.	PSH	36000.00	37600.00	37600.00	-4.26	-4.26
		LAH	32500.00	32500.00	32500.00	0.00	0.00
3462101. SINGLE SUPPER PHOSPHATE (GR) 18PC	MT.	FAS	33000.00	33000.00	33000.00	0.00	0.00
		MUL	30600.00	30600.00	31200.00	0.00	-1.92
3462101. SINGLE SUPPER PHOSPHATE (GR) 18PC	MT.	GUJ	34400.00	34400.00	31000.00	0.00	10.97
		PSH	31000.00	31000.00	31000.00	0.00	0.00
3462101. SINGLE SUPPER PHOSPHATE (GR) 18PC	MT.	LAH	20000.00	20000.00	20000.00	0.00	0.00
		FAS	20000.00	21000.00	19000.00	-4.76	5.26
3462101. SINGLE SUPPER PHOSPHATE (GR) 18PC	MT.	MUL	18600.00	18600.00	18600.00	0.00	0.00
		GUJ	18000.00	18000.00	18000.00	0.00	0.00
3462101. SINGLE SUPPER PHOSPHATE (GR) 18PC	MT.	PSH	19000.00	20000.00	20000.00	-5.00	-5.00

Contd.

## 7.10 Intercity Wholesale Prices of Selected Commodities

Group/Commodity/Item Specification	Unit	City	Prices (Rs.)			% Change in Dec., 2015 Over	
			Dec., 2015	Nov., 2015	Dec., 2014	Nov., 2015	Dec., 2014
3462102. SINGLE SUPER PHOSPHATE (PD) 18PC	MT.	LAH	21000.00	21000.00	21000.00	0.00	0.00
		FAS	21950.00	21950.00	21950.00	0.00	0.00
		MUL	21900.00	21900.00	21900.00	0.00	0.00
		GUJ	22000.00	22000.00	22000.00	0.00	0.00
		PSH	25100.00	25100.00	25100.00	0.00	0.00
3462103. TRIPLE SUPER PHOSPHATE (GR)	MT.	LAH	61750.00	61750.00	61750.00	0.00	0.00
		FAS	61850.00	61850.00	61850.00	0.00	0.00
		MUL	62050.00	62050.00	62050.00	0.00	0.00
		GUJ	66000.00	66000.00	66000.00	0.00	0.00
3463201. SULPHATE OF POTASH	MT.	LAH	103000.00	103000.00	97000.00	0.00	6.19
		MUL	83600.00	83600.00	83600.00	0.00	0.00
		KSR	103000.00	103000.00	97000.00	0.00	6.19
3464101. NITRO PHOSPHATE	MT.	LAH	50500.00	50500.00	50000.00	0.00	1.00
		FAS	49000.00	48000.00	55000.00	2.08	-10.91
		MUL	49400.00	49400.00	54200.00	0.00	-8.86
		GUJ	46000.00	46000.00	52000.00	0.00	-11.54
		PSH	48000.00	51000.00	54000.00	-5.88	-11.11
3464201. DIA-AMMONIUM PHOSPHATE	MT.	LAH	75000.00	75000.00	74200.00	0.00	1.08
		FAS	67560.00	67560.00	76000.00	0.00	-11.11
		MUL	75600.00	75600.00	77000.00	0.00	-1.82
		GUJ	67000.00	67000.00	75000.00	0.00	-10.67
		PSH	67000.00	68000.00	74000.00	-1.47	-9.46
3464401. NITROGEN PHOSPHATE AND POTACIUM(NPK)	MT.	LAH	62000.00	62000.00	63000.00	0.00	-1.59
		GUJ	50000.00	50000.00	60000.00	0.00	-16.67
		SAR	46700.00	57000.00	59800.00	-18.07	-21.91
		HYD	61680.00	61680.00	61680.00	0.00	0.00
<b>080. Pesticides</b>							
3466101. THIODAN 35 EC(AGRICULTURE) 1 LTR	BOTTLE	LAH	750.00	750.00	580.00	0.00	29.31
		FAS	1050.00	1050.00	1050.00	0.00	0.00
		MUL	1200.00	1200.00	1150.00	0.00	4.35
		SAR	875.00	875.00	875.00	0.00	0.00
		GJT	500.00	500.00	500.00	0.00	0.00
		HYD	750.00	750.00	750.00	0.00	0.00
		MPK	600.00	600.00	600.00	0.00	0.00
		LAH	2000.00	2000.00	1050.00	0.00	90.48
		FAS	1265.00	1265.00	1265.00	0.00	0.00
		MUL	1550.00	1550.00	1550.00	0.00	0.00
3466102. DURSBAN TC(TERMICIDE CONC.)	BOTTLE	SAR	1100.00	1100.00	1000.00	0.00	10.00
		LAH	250.00	250.00	210.00	0.00	19.05
		FAS	360.00	360.00	360.00	0.00	0.00
		MUL	700.00	700.00	600.00	0.00	16.67
3466103. SARSABZ (VEGETABLES) 1 LTR.	BOTTLE	SAR	300.00	300.00	250.00	0.00	20.00
		GJT	500.00	500.00	500.00	0.00	0.00
		LAH	800.00	800.00	800.00	0.00	0.00
		FAS	1300.00	1300.00	1300.00	0.00	0.00
		GUJ	1100.00	1100.00	1000.00	0.00	10.00
3466104. MALATHION (ALL ANIMALS) 1 LTR.	BOTTLE	GJT	1200.00	1200.00	1000.00	0.00	20.00
		LAH	800.00	800.00	800.00	0.00	0.00
		FAS	1300.00	1300.00	1300.00	0.00	0.00
<b>081. Insecticides</b>							
3471001. L-D POLYTHYLENE	LB.	KAR	78.13	78.13	94.00	0.00	-16.88
3473001. POLYSTRENE GP.	55 LB.	KAR	4650.00	4650.00	6200.00	0.00	-25.00
<b>082. Paints &amp; Varnishes</b>							
3511001. SYN CLEAR VARNISH (BUXLYS)	3 LTR.	LAH	1062.00	1062.00	1050.00	0.00	1.14
		KAR	1225.00	1225.00	1125.00	0.00	8.89
3511002. SYN CLEAR VARNISH (BERGER)	3 LTR.	LAH	1215.00	1215.00	1150.00	0.00	5.65
		KAR	1375.00	1375.00	1262.50	0.00	8.91
3511003. SYN ENAMEL VIP (BERGER)	3.6 LTR	LAH	1860.00	1860.00	1700.00	0.00	9.41
		RAW	1337.50	1337.50	1355.00	0.00	-1.29
		KAR	1650.00	1650.00	1550.00	0.00	6.45

Contd.

## 7.10 Intercity Wholesale Prices of Selected Commodities

Group/Commodity/Item Specification	Unit	City	Prices (Rs.)			% Change in Dec., 2015 Over	
			Dec., 2015	Nov., 2015	Dec., 2014	Nov., 2015	Dec., 2014
3511004. SYN ENAMEL 413 (BUXLYS)	3.6 LTR	LAH	1380.00	1380.00	1370.00	0.00	0.73
		RAW	1330.00	1330.00	1345.00	0.00	-1.12
		KAR	1650.00	1650.00	1550.00	0.00	6.45
3511005. VIP PLASTIC EMULSION (BERGER)	4 LTR.	LAH	1836.00	1836.00	1750.00	0.00	4.91
		RAW	1555.00	1555.00	1575.00	0.00	-1.27
		KAR	1500.00	1500.00	1350.00	0.00	11.11
3511006. PLASTIC BOUND DISTEMPER(BUXLYS)	6 KG.	LAH	1210.00	1210.00	1210.00	0.00	0.00
		RAW	975.00	975.00	1025.00	0.00	-4.88
		KAR	975.00	975.00	950.00	0.00	2.63
3511007. ICI PLASTIC EMULSION	4 LTR	LAH	1940.00	1940.00	1800.00	0.00	7.78
		RAW	1690.00	1690.00	1725.00	0.00	-2.03
		KAR	1750.00	1750.00	1700.00	0.00	2.94
<b>083. Medicines</b>							
3526001. PANADOL TAB. (200)	PACKET	LAH	153.00	153.00	153.00	0.00	0.00
		RAW	165.00	165.00	165.00	0.00	0.00
		MUL	153.00	153.00	153.00	0.00	0.00
		KAR	165.00	165.00	165.00	0.00	0.00
		MPK	153.00	153.00	153.00	0.00	0.00
		PSH	155.00	160.00	160.00	-3.13	-3.13
3526002. DISPRIN TAB. (600)	PACKET	QTA	200.00	200.00	180.00	0.00	11.11
		LAH	525.00	525.00	525.00	0.00	0.00
		RAW	417.50	405.00	372.50	3.09	12.08
		MUL	510.00	510.00	510.00	0.00	0.00
		KAR	510.00	510.00	459.00	0.00	11.11
		MPK	425.00	360.00	360.00	18.06	18.06
3526003. FLAGYL TAB. (200)	PACKET	PSH	510.00	510.00	516.00	0.00	-1.16
		QTA	440.00	440.00	440.00	0.00	0.00
		LAH	278.00	278.00	170.00	0.00	63.53
		RAW	255.00	255.00	255.00	0.00	0.00
		MUL	267.83	267.83	270.00	0.00	-0.80
		KAR	268.00	268.00	260.00	0.00	3.08
3526004. VENTOLIN TAB.(100)	PACKET	MPK	260.00	260.00	260.00	0.00	0.00
		PSH	271.00	271.00	283.00	0.00	-4.24
		QTA	180.00	180.00	180.00	0.00	0.00
		LAH	82.00	82.00	82.00	0.00	0.00
		RAW	85.00	85.00	85.00	0.00	0.00
		MUL	121.00	121.00	121.00	0.00	0.00
3526005. DAONIL TAB. (60)	PACKET	KAR	86.53	86.53	86.53	0.00	0.00
		MPK	73.20	73.20	73.20	0.00	0.00
		PSH	85.00	85.00	72.00	0.00	18.06
		QTA	90.00	90.00	80.00	0.00	12.50
		LAH	82.00	75.12	75.12	9.16	9.16
		RAW	86.50	86.50	86.50	0.00	0.00
3526006. ENTOX TAB. (100)	PACKET	MUL	86.31	86.31	86.31	0.00	0.00
		KAR	88.00	88.00	88.00	0.00	0.00
		MPK	76.00	76.00	76.00	0.00	0.00
		PSH	88.00	90.00	90.00	-2.22	-2.22
		QTA	90.00	90.00	90.00	0.00	0.00
		LAH	87.50	87.50	87.50	0.00	0.00
3526007. CALCIUM TAB. 1000 SANDOZ	06 BOTT	RAW	73.00	73.00	73.00	0.00	0.00
		MUL	85.00	85.00	85.00	0.00	0.00
		KAR	100.00	100.00	100.00	0.00	0.00
		MPK	85.00	85.00	85.00	0.00	0.00
		PSH	87.00	100.00	100.00	-13.00	-13.00
		QTA	85.00	85.00	85.00	0.00	0.00
3526007. CALCIUM TAB. 1000 SANDOZ	06 BOTT	LAH	642.00	642.00	622.00	0.00	3.22
		RAW	620.00	620.00	620.00	0.00	0.00
		MUL	622.20	622.20	622.20	0.00	0.00
		KAR	660.00	660.00	732.00	0.00	-9.84

Contd.

## 7.10 Intercity Wholesale Prices of Selected Commodities

Group/Commodity/Item Specification	Unit	City	Prices (Rs.)			% Change in Dec., 2015 Over	
			Dec., 2015	Nov., 2015	Dec., 2014	Nov., 2015	Dec., 2014
3526008. RENITEC TAB. 5 MG. (20)	PACKET	MPK	520.00	520.00	520.00	0.00	0.00
		PSH	630.00	630.00	630.00	0.00	0.00
		QTA	636.00	636.00	636.00	0.00	0.00
		LAH	87.56	87.56	87.56	0.00	0.00
		RAW	99.50	99.50	99.50	0.00	0.00
		MUL	99.45	99.45	99.45	0.00	0.00
		KAR	100.00	100.00	100.00	0.00	0.00
3526009. CARMINA (150 TABLETS)	06 BOTT	MPK	88.00	88.00	88.00	0.00	0.00
		PSH	105.30	105.30	105.30	0.00	0.00
		QTA	102.00	102.00	102.00	0.00	0.00
		LAH	160.00	160.00	150.00	0.00	6.67
		RAW	120.00	120.00	120.00	0.00	0.00
		MUL	186.00	186.00	153.00	0.00	21.57
		KAR	180.00	180.00	180.00	0.00	0.00
3526010. SUALIN (250 TAB.) STRIP	EACH	PSH	170.00	170.00	170.00	0.00	0.00
		LAH	80.00	80.00	68.75	0.00	16.36
		RAW	78.00	78.00	78.00	0.00	0.00
3526011. SANCOS SYRUP 60 MG.	06 BOTT	KAR	132.00	132.00	132.00	0.00	0.00
		PSH	130.00	130.00	150.00	0.00	-13.33
		LAH	288.00	288.00	331.50	0.00	-13.12
		RAW	142.50	142.50	142.50	0.00	0.00
		MUL	280.50	280.50	280.50	0.00	0.00
		KAR	160.00	160.00	160.00	0.00	0.00
		MPK	285.00	285.00	285.00	0.00	0.00
3526012. PHENRGONE SYRUP 120 MG	06 BOTT	PSH	300.00	300.00	300.00	0.00	0.00
		QTA	287.00	287.00	287.00	0.00	0.00
		LAH	179.66	179.66	179.66	0.00	0.00
		RAW	168.00	168.00	168.00	0.00	0.00
		MUL	168.30	168.30	168.30	0.00	0.00
		KAR	198.00	198.00	198.00	0.00	0.00
		MPK	170.00	170.00	170.00	0.00	0.00
3526013. CALPOL SYRUP	06 BOTT	PSH	174.00	174.00	170.28	0.00	2.18
		QTA	195.00	195.00	195.00	0.00	0.00
		LAH	135.00	135.00	135.00	0.00	0.00
		RAW	143.00	143.00	143.00	0.00	0.00
		MUL	127.50	127.50	127.50	0.00	0.00
		KAR	150.00	150.00	150.00	0.00	0.00
		MPK	214.20	214.20	214.20	0.00	0.00
3526014. HYDERLIN SYRUP	06 BOTT	PSH	144.48	144.48	144.48	0.00	0.00
		QTA	126.00	126.00	125.00	0.00	0.80
		LAH	344.00	344.00	300.90	0.00	14.32
		RAW	327.50	327.50	327.50	0.00	0.00
		MUL	316.20	316.20	316.20	0.00	0.00
		KAR	332.00	332.00	312.00	0.00	6.41
		MPK	312.00	312.00	312.00	0.00	0.00
3526015. SAFI HAMDARD 100 ML	06 BOTT	PSH	342.00	342.00	342.00	0.00	0.00
		QTA	378.00	378.00	378.00	0.00	0.00
		LAH	228.00	228.00	228.00	0.00	0.00
		RAW	216.00	216.00	216.00	0.00	0.00
		MUL	210.00	210.00	210.00	0.00	0.00
		KAR	306.00	306.00	276.00	0.00	10.87
		PSH	270.00	270.00	240.00	0.00	12.50
3526016. HONEY TUBE (HAMDARD)	06 TUBE	QTA	193.00	193.00	193.00	0.00	0.00
		LAH	540.00	540.00	540.00	0.00	0.00
		KAR	552.00	552.00	552.00	0.00	0.00
		MPK	516.00	516.00	516.00	0.00	0.00
		PSH	480.00	480.00	480.00	0.00	0.00
		QTA	582.00	582.00	582.00	0.00	0.00

Contd.



## 7.10 Intercity Wholesale Prices of Selected Commodities

Group/Commodity/Item Specification	Unit	City	Prices (Rs.)			% Change in Dec., 2015 Over	
			Dec., 2015	Nov., 2015	Dec., 2014	Nov., 2015	Dec., 2014
			3526017. BETNOVATE-N OINTMENT	06 TUBE	LAH	153.12	180.00
		RAW	148.00	148.00	148.00	0.00	0.00
		MUL	170.04	170.04	170.04	0.00	0.00
		KAR	168.00	168.00	168.00	0.00	0.00
		MPK	156.00	156.00	156.00	0.00	0.00
		PSH	174.00	174.00	150.00	0.00	16.00
		QTA	162.00	162.00	162.00	0.00	0.00
3526018. BURNOL	06 TUBE	LAH	85.08	85.08	85.08	0.00	0.00
		RAW	82.00	82.00	82.00	0.00	0.00
		MUL	82.00	82.00	82.00	0.00	0.00
		KAR	96.00	96.00	96.00	0.00	0.00
		MPK	81.60	81.60	81.60	0.00	0.00
		PSH	87.00	87.00	87.00	0.00	0.00
		QTA	81.00	81.00	81.00	0.00	0.00
3526019. O.R.S.FLAVOURED (SEARLE)	DOZEN	LAH	180.00	180.00	180.00	0.00	0.00
		RAW	183.50	183.50	183.50	0.00	0.00
		MUL	173.40	173.40	173.40	0.00	0.00
		KAR	174.00	174.00	174.00	0.00	0.00
		PSH	154.30	154.30	154.80	0.00	-0.32
		QTA	156.00	156.00	156.00	0.00	0.00
3526020. JOSHANDA HAMDARD	DOZEN	LAH	240.00	240.00	276.00	0.00	-13.04
		MUL	216.00	216.00	216.00	0.00	0.00
		KAR	264.00	264.00	264.00	0.00	0.00
		MPK	123.84	123.84	123.84	0.00	0.00
		PSH	82.00	82.00	82.00	0.00	0.00
		QTA	221.00	221.00	221.00	0.00	0.00
3526021. COTTON BANDAGE 2" SIZE	06 NO.S	LAH	39.00	39.00	39.00	0.00	0.00
		RAW	48.00	48.00	48.00	0.00	0.00
		MUL	24.00	24.00	24.00	0.00	0.00
		KAR	30.00	30.00	30.00	0.00	0.00
		MPK	54.00	54.00	54.00	0.00	0.00
		PSH	42.50	42.50	22.00	0.00	93.18
<b>084. Soaps &amp; Detergents</b>							
3532101. LIFE BOUY SOAP (125 GM.)	DOZ.	LAH	416.00	442.00	401.00	-5.88	3.74
		RAW	357.50	382.50	377.50	-6.54	-5.30
		KSR	416.00	442.00	401.00	-5.88	3.74
		KAR	402.50	406.00	396.00	-0.86	1.64
		PSH	396.00	425.00	420.00	-6.82	-5.71
		QTA	370.00	370.00	370.00	0.00	0.00
3532102. LUX-STD. (70 GM.)	DOZ.	LAH	350.00	350.00	383.00	0.00	-8.62
		RAW	342.50	342.50	361.00	0.00	-5.12
		KAR	370.00	370.00	384.00	0.00	-3.65
		PSH	380.00	380.00	380.00	0.00	0.00
		QTA	360.00	360.00	360.00	0.00	0.00
3532201. SUPER ACTIVE SURF (130 GM.)	DOZ.	LAH	230.00	230.00	230.00	0.00	0.00
		MUL	229.16	229.16	229.16	0.00	0.00
		KAR	228.00	228.00	232.00	0.00	-1.72
		SKR	248.88	248.88	248.88	0.00	0.00
3532202. ARIEL (100 GM)	DOZ.	LAH	230.00	230.00	230.00	0.00	0.00
		GUJ	228.00	228.00	228.00	0.00	0.00
		KAR	228.00	228.00	163.00	0.00	39.88
		MPK	180.00	180.00	180.00	0.00	0.00
3532203. VIM DETERGENT POLY BAG (1000 G.)	DOZ.	LAH	750.00	750.00	750.00	0.00	0.00
		RAW	765.00	715.00	715.00	6.99	6.99
		KAR	828.00	828.00	640.00	0.00	29.38
		SKR	720.00	720.00	720.00	0.00	0.00
		PSH	680.00	680.00	680.00	0.00	0.00
		MNG	516.00	516.00	516.00	0.00	0.00
		QTA	624.00	624.00	624.00	0.00	0.00

Contd.

## 7.10 Intercity Wholesale Prices of Selected Commodities

Group/Commodity/Item Specification	Unit	City	Prices (Rs.)			% Change in Dec., 2015 Over	
			Dec., 2015	Nov., 2015	Dec., 2014	Nov., 2015	Dec., 2014
3532204. MAXIMUM POWER BRITE POLYBAG(400GM)	DOZ.	LAH	1404.00	1404.00	1404.00	0.00	0.00
		RAW	862.50	862.50	862.50	0.00	0.00
		KAR	1224.00	1224.00	1060.00	0.00	15.47
		MPK	1416.00	1416.00	1416.00	0.00	0.00
3532205. EXPRESS DETERGENT(1000GM)	DOZ.	PSH	1325.00	1325.00	1325.00	0.00	0.00
		KAR	2100.00	2100.00	1440.00	0.00	45.83
3532206. WASHING SOAP BETA/SUFI/GUY	DOZ.	LAH	5580.00	5580.00	5720.00	0.00	-2.45
		RAW	3775.00	3775.00	3825.00	0.00	-1.31
		KSR	5560.00	5560.00	5580.00	0.00	-0.36
		SKR	3440.00	3440.00	3440.00	0.00	0.00
3532207. WASHING SOAP NYLON 101 CAKE	DOZ.	PSH	5840.00	5840.00	6100.00	0.00	-4.26
		LAH	269.00	269.00	269.00	0.00	0.00
		RAW	237.50	237.50	237.50	0.00	0.00
		SAR	286.00	286.00	320.00	0.00	-10.63
3532301. TOOTHPASTE MACLEAN'S (LARGE SIZE)	DOZ.	BNU	190.00	190.00	190.00	0.00	0.00
		QTA	300.00	300.00	300.00	0.00	0.00
		RAW	575.00	575.00	575.00	0.00	0.00
3532302. TOOTHPASTE FARHAN'S (STD. SIZE)	DOZ.	KAR	1080.00	1080.00	1080.00	0.00	0.00
		KAR	492.00	492.00	492.00	0.00	0.00
3532303. TALC SAMSOL/SWISS MISS (STD.SIZE)	DOZ.	RAW	565.00	565.00	565.00	0.00	0.00
		KAR	1092.00	1092.00	1092.00	0.00	0.00
3532304. PONDS COLD CREAM (MED SIZE.)	DOZ.	LAH	1200.00	1200.00	1200.00	0.00	0.00
		RAW	1182.50	1182.50	1127.50	0.00	4.88
		KAR	1194.00	1194.00	1109.00	0.00	7.66
		LAH	2450.00	2450.00	2450.00	0.00	0.00
3532305. PONDS VANISHING CREAM (MED SIZE)	DOZ.	RAW	1182.50	1182.50	1127.50	0.00	4.88
		KAR	1009.00	1009.00	1009.00	0.00	0.00
		LAH	720.00	720.00	660.00	0.00	9.09
3532306. ADMIRAL SHAVING CREAM (MED.SIZE)	DOZ.	RAW	625.00	625.00	625.00	0.00	0.00
		KAR	684.00	684.00	648.00	0.00	5.56
		RAW	1125.00	1125.00	1125.00	0.00	0.00
3532307. HAIR BRYL CREAM (MED. SIZE).	DOZ.	KAR	1140.00	1140.00	984.00	0.00	15.85
		KAR	1380.00	1380.00	768.00	0.00	79.69
3532308. JOHNSON'S BABY POWDER/MOTHER CARE	DOZ.	KAR	51.00	51.00	51.00	0.00	0.00
3532309. SUN SILK SHAMPOO LOCAL 10 ML.	DOZ.	RAW	55.00	55.00	55.00	0.00	0.00
		KAR	55.00	55.00	55.00	0.00	0.00
<b>085. Auto Tyres</b>							
3611101. AUTO TYRE GEN/SUZ/ALTO/MEHRAN	EACH	LAH	2700.00	2700.00	2700.00	0.00	0.00
		RAW	2875.00	2875.00	3075.00	0.00	-6.50
		KAR	2850.00	2850.00	2850.00	0.00	0.00
3611201. MOTOR CYCLE TYRE YAMAHA-100	EACH	LAH	1280.00	1280.00	1280.00	0.00	0.00
		RAW	962.50	962.50	962.50	0.00	0.00
		KAR	1200.00	1200.00	1200.00	0.00	0.00
3611202. MOTOR CYCLE TYRE HONDA CD-70	EACH	LAH	860.00	860.00	860.00	0.00	0.00
		RAW	962.50	962.50	962.50	0.00	0.00
		KAR	1150.00	1150.00	1200.00	0.00	-4.17
3611203. MOTOR CYCLE TYRE SUZUKI 80 CC.	EACH	LAH	960.00	960.00	960.00	0.00	0.00
		RAW	937.50	937.50	937.50	0.00	0.00
		KAR	1200.00	1200.00	1200.00	0.00	0.00
3611204. CYCLE TYRE SERVIS ( 28x1/2")	EACH	LAH	250.00	250.00	250.00	0.00	0.00
		KAR	225.00	225.00	225.00	0.00	0.00
3611205. CYCLE TYRE DIAMOND ( 28x1/2")	EACH	LAH	300.00	300.00	300.00	0.00	0.00
		RAW	287.50	287.50	287.50	0.00	0.00
		KAR	230.00	230.00	215.00	0.00	6.98
3611401. AUTO TUBE GEN/SUZ/ALTO/MEHRAN	EACH	LAH	270.00	270.00	270.00	0.00	0.00
		RAW	295.00	295.00	295.00	0.00	0.00
		KAR	322.50	322.50	322.50	0.00	0.00
3611402. MOTOR CYCLE TUBE YAMAHA-100	EACH	LAH	185.00	185.00	185.00	0.00	0.00
		RAW	192.50	192.50	192.50	0.00	0.00
		KAR	210.00	210.00	257.50	0.00	-18.45

Contd.

## 7.10 Intercity Wholesale Prices of Selected Commodities

Group/Commodity/Item Specification	Unit	City	Prices (Rs.)			% Change in Dec., 2015 Over	
			Dec., 2015	Nov., 2015	Dec., 2014	Nov., 2015	Dec., 2014
3611403. MOTOR CYCLE TUBE HONDA CD-70	EACH	LAH	175.00	175.00	175.00	0.00	0.00
		RAW	192.50	192.50	192.50	0.00	0.00
		KAR	205.00	205.00	257.50	0.00	-20.39
3611404. MOTOR CYCLE TUBE SUZUKI 80 CC.	EACH	LAH	195.00	195.00	195.00	0.00	0.00
		KAR	262.50	262.50	257.50	0.00	1.94
3611405. CYCLE TUBES SERVIS ( 28x1/2)	EACH	LAH	105.00	105.00	105.00	0.00	0.00
		KAR	137.50	137.50	132.50	0.00	3.77
3611406. CYCLE TUBES DIAMOND ( 28x1/2)	EACH	LAH	115.00	115.00	115.00	0.00	0.00
		RAW	92.50	92.50	92.50	0.00	0.00
		KAR	132.50	132.50	127.50	0.00	3.92
<b>086. Plastic Products</b>							
3694001. WATER COOLER 9 LTR.	EACH	LAH	575.00	575.00	400.00	0.00	43.75
		KAR	465.00	465.00	465.00	0.00	0.00
		PSH	450.00	450.00	450.00	0.00	0.00
		QTA	410.00	410.00	410.00	0.00	0.00
		LAH	300.00	300.00	300.00	0.00	0.00
3694002. BUCKET MED. SIZE	EACH	GUJ	225.00	225.00	225.00	0.00	0.00
		GJT	220.00	220.00	220.00	0.00	0.00
		KAR	312.50	312.50	270.00	0.00	15.74
		PSH	350.00	350.00	355.00	0.00	-1.41
		QTA	235.00	235.00	235.00	0.00	0.00
3694003. DINNER SET PLASTIC 42/48/52 PIECES	EACH	LAH	1975.00	1975.00	1975.00	0.00	0.00
		RAW	4900.00	4900.00	4600.00	0.00	6.52
		MUL	3000.00	3000.00	2450.00	0.00	22.45
		KAR	2400.00	2400.00	2100.00	0.00	14.29
		PSH	2150.00	2150.00	2100.00	0.00	2.38
3694004. HOT POT PLASTIC 3 PIECES	EACH	MNG	3000.00	3000.00	3000.00	0.00	0.00
		LAH	1225.00	1225.00	1225.00	0.00	0.00
		SKT	1000.00	1000.00	1000.00	0.00	0.00
		KAR	975.00	975.00	975.00	0.00	0.00
		PSH	1350.00	1350.00	1350.00	0.00	0.00
3694005. THERMOS STARVAC 1 LTR.	EACH	QTA	1050.00	1050.00	1050.00	0.00	0.00
		LAH	450.00	450.00	350.00	0.00	28.57
		GUJ	500.00	500.00	500.00	0.00	0.00
		KAR	525.00	525.00	420.00	0.00	25.00
QTA	300.00	300.00	300.00	0.00	0.00		
<b>087. Glass sheets</b>							
3711401. PL. GLASS SHEET 3 MM ABOVE 1 SQ.M	SQ.MTR.	LAH	335.00	335.00	335.00	0.00	0.00
		RAW	335.00	335.00	325.00	0.00	3.08
		KAR	465.00	465.00	435.00	0.00	6.90
		PSH	425.00	425.00	425.00	0.00	0.00
		LAH	247.50	247.50	247.50	0.00	0.00
3711402. FIG.GLASS SHEET ABOVE 1 SQ.M	SQ.MTR.	RAW	295.00	295.00	285.00	0.00	3.51
		KAR	745.00	745.00	712.50	0.00	4.56
		PSH	968.00	968.00	968.00	0.00	0.00
		LAH	887.50	887.50	887.50	0.00	0.00
<b>088. Other Glass Articles</b>							
3719101. JAR 4 LTR. LOCAL/FANCY/SILKY	DOZ.	RAW	887.50	887.50	887.50	0.00	0.00
		KAR	750.00	750.00	710.00	0.00	5.63
3719301. TUMBLER 200 ML. FANCY (OMROC)	DOZ.	RAW	310.00	310.00	310.00	0.00	0.00
		KAR	637.50	637.50	637.50	0.00	0.00
3719302. JUG DIAMOND 1.2 LTR. FANCY (OMROC)	DOZ.	LAH	1775.00	1775.00	1775.00	0.00	0.00
		RAW	1337.50	1337.50	1337.50	0.00	0.00
		KAR	2450.00	2450.00	2450.00	0.00	0.00
3719303. TEA CUP SAUCER WHITE	DOZ.	LAH	725.00	725.00	725.00	0.00	0.00
		RAW	887.50	887.50	887.50	0.00	0.00
		KAR	690.00	690.00	662.50	0.00	4.15
<b>089. Ceramics &amp; Sanitary Fixture</b>							
3721001. EUROPEAN W/C (02/03) STD WHITE	EACH	LAH	1600.00	1600.00	1400.00	0.00	14.29
		RAW	1225.00	1225.00	1175.00	0.00	4.26
		GJT	1400.00	1400.00	1400.00	0.00	0.00
		KAR	1600.00	1600.00	1500.00	0.00	6.67
		PSH	4100.00	4100.00	4100.00	0.00	0.00

Contd.

## 7.10 Intercity Wholesale Prices of Selected Commodities

Group/Commodity/Item Specification	Unit	City	Prices (Rs.)			% Change in Dec., 2015 Over	
			Dec., 2015	Nov., 2015	Dec., 2014	Nov., 2015	Dec., 2014
3721002. EUROPEAN W.C. (02/03)STD COLOUR	EACH	LAH	1700.00	1700.00	1500.00	0.00	13.33
		RAW	1325.00	1325.00	1275.00	0.00	3.92
		GJT	1600.00	1600.00	1600.00	0.00	0.00
		KAR	1700.00	1700.00	1600.00	0.00	6.25
3721003. ASIAN W.C. WHITE 18/22"	EACH	LAH	1850.00	1850.00	1700.00	0.00	8.82
		RAW	1325.00	1325.00	1275.00	0.00	3.92
		GJT	1250.00	1250.00	1250.00	0.00	0.00
		KAR	975.00	975.00	925.00	0.00	5.41
3721004. ASIAN W.C. WHITE 15/22"	EACH	PSH	1050.00	1050.00	1050.00	0.00	0.00
		LAH	1250.00	1250.00	1150.00	0.00	8.70
		RAW	1225.00	1225.00	1187.50	0.00	3.16
		GJT	1050.00	1050.00	1050.00	0.00	0.00
3721005. ASIAN W.C. COLOURED 18/22"	EACH	KAR	925.00	925.00	875.00	0.00	5.71
		PSH	900.00	900.00	900.00	0.00	0.00
		LAH	1850.00	1850.00	1700.00	0.00	8.82
		RAW	1525.00	1525.00	1475.00	0.00	3.39
3721006. ASIAN W.C. COLOURED 15/22"	EACH	GUJ	1800.00	1800.00	1800.00	0.00	0.00
		GJT	1450.00	1450.00	1450.00	0.00	0.00
		KAR	1075.00	1075.00	1012.50	0.00	6.17
		PSH	980.00	980.00	980.00	0.00	0.00
3721007. WASH BASIN 50 CM WHITE STD.	EACH	LAH	1350.00	1350.00	1250.00	0.00	8.00
		RAW	1325.00	1325.00	1275.00	0.00	3.92
		GUJ	1700.00	1700.00	1700.00	0.00	0.00
		GJT	1250.00	1250.00	1250.00	0.00	0.00
3721008. WASH BASIN 50 CM LIGHT COLOUR	EACH	KAR	1025.00	1025.00	962.50	0.00	6.49
		PSH	870.00	870.00	870.00	0.00	0.00
		LAH	1450.00	1450.00	1300.00	0.00	11.54
		RAW	1325.00	1325.00	1275.00	0.00	3.92
3721009. SINK STAINLESS STEEL(KIT.)MED.SIZE	EACH	GJT	1350.00	1350.00	1350.00	0.00	0.00
		KAR	1200.00	1200.00	1100.00	0.00	9.09
		PSH	1850.00	1850.00	1750.00	0.00	5.71
		LAH	1450.00	1450.00	1300.00	0.00	11.54
090. Bricks, Blocks & Tiles	1000	RAW	1425.00	1425.00	1375.00	0.00	3.64
		GJT	1150.00	1150.00	1150.00	0.00	0.00
		KAR	1350.00	1350.00	1250.00	0.00	8.00
		PSH	1750.00	1750.00	1550.00	0.00	12.90
3732001. BRICKS	1000	LAH	1850.00	1850.00	1250.00	0.00	48.00
		RAW	2475.00	2475.00	2475.00	0.00	0.00
		GUJ	1400.00	1400.00	1400.00	0.00	0.00
		KAR	1650.00	1650.00	1375.00	0.00	20.00
3732002. CEMENT BLOCKS	1000	PSH	1700.00	1700.00	1700.00	0.00	0.00
		LAH	7750.00	7750.00	8150.00	0.00	-4.91
		RAW	7450.00	7450.00	7450.00	0.00	0.00
		GJT	8000.00	8000.00	8000.00	0.00	0.00
3732003. TILES PLAIN WHITE 8 X 10"	SQ.MTR	KSR	7450.00	7450.00	8050.00	0.00	-7.45
		HYD	4800.00	4800.00	4800.00	0.00	0.00
		SKR	5000.00	5000.00	5000.00	0.00	0.00
		PSH	8000.00	7700.00	7500.00	3.90	6.67
3732004. TILES PLAIN COLOURED 8 X 10"	SQ.MTR	BNU	7000.00	7000.00	6000.00	0.00	16.67
		QTA	6250.00	6250.00	6250.00	0.00	0.00
		KAR	20500.00	20500.00	19600.00	0.00	4.59
		LAH	675.00	675.00	525.00	0.00	28.57
3732005. TILES PLAIN WHITE 8 X 10"	SQ.MTR	RAW	490.00	490.00	490.00	0.00	0.00
		MUL	800.00	800.00	800.00	0.00	0.00
		KAR	580.00	580.00	535.00	0.00	8.41
		LAH	775.00	775.00	555.00	0.00	39.64
3732006. TILES PLAIN COLOURED 8 X 10"	SQ.MTR	RAW	590.00	590.00	590.00	0.00	0.00
		MUL	850.00	850.00	825.00	0.00	3.03
		KAR	640.00	640.00	590.00	0.00	8.47
		LAH	775.00	775.00	555.00	0.00	39.64

Contd.

## 7.10 Intercity Wholesale Prices of Selected Commodities

Group/Commodity/Item Specification	Unit	City	Prices (Rs.)			% Change in Dec., 2015 Over	
			Dec., 2015	Nov., 2015	Dec., 2014	Nov., 2015	Dec., 2014
<b>091. Cement</b>							
3744001. CEMENT JAVEDAN (EX-FACTORY)	MT.	KAR	8460.00	8460.00	8460.00	0.00	0.00
3744002. CEMENT WHITE	MT.	LAH	18350.00	18350.00	18350.00	0.00	0.00
		RAW	19100.00	19100.00	18050.00	0.00	5.82
		KAR	18800.00	18800.00	18500.00	0.00	1.62
		SKR	20000.00	20000.00	20000.00	0.00	0.00
3744003. SULP. RESISTING CEMENT(JAVEDAN)	MT.	KAR	9158.00	9158.00	9158.00	0.00	0.00
3744004. D.G. CEMENT (EX-FACTORY)	MT	LAH	8893.00	8893.00	9158.00	0.00	-2.89
3744005. LUCKY CEMENT (EX-FACTORY)	MT	KAR	10110.00	10110.00	10110.00	0.00	0.00
3744006. FAUJI CEMENT(EX-FACTORY)	MT	RAW	8680.00	8740.00	8910.00	-0.69	-2.58
<b>092. Bed Foam</b>							
3815001. BED FOAM	EACH	LAH	4100.00	4000.00	4000.00	2.50	2.50
		RAW	4325.00	4325.00	4325.00	0.00	0.00
		GUJ	3000.00	3000.00	3000.00	0.00	0.00
		KAR	2750.00	2750.00	2750.00	0.00	0.00
		QTA	3200.00	3200.00	3200.00	0.00	0.00
3815002. BED FOAM COMMANDER 6.5" X 6" X5"	EACH	LAH	5800.00	5800.00	5800.00	0.00	0.00
		FAS	6900.00	6900.00	6900.00	0.00	0.00
		RAW	6325.00	6325.00	6325.00	0.00	0.00
		GJT	7600.00	7600.00	7600.00	0.00	0.00
		KAR	6400.00	6400.00	6400.00	0.00	0.00
		HYD	5950.00	5950.00	5950.00	0.00	0.00
<b>093. Matches</b>							
3899801. MATCHES (70-75 STICKS) 10 BOXES	PACKET	LAH	9.60	9.60	9.60	0.00	0.00
		RAW	9.40	9.40	9.40	0.00	0.00
		KAR	15.00	15.00	15.00	0.00	0.00
		SKR	15.00	15.00	15.00	0.00	0.00
		PSH	18.00	18.00	10.00	0.00	80.00
<b>5. Metal Product, Machinery &amp; Equipment</b>							
<b>094. Pig Iron</b>							
4111101. PIG IRON	MT.	KAR	40000.00	40000.00	40000.00	0.00	0.00
<b>095. Steel Bar &amp; Sheets</b>							
4126101. M.S. ROUND BAR 1/4"	MT.	LAH	68500.00	68500.00	79000.00	0.00	-13.29
		RAW	66750.00	67750.00	80000.00	-1.48	-16.56
		KAR	65000.00	68000.00	80200.00	-4.41	-18.95
		HYD	62000.00	62000.00	69800.00	0.00	-11.17
		PSH	66000.00	68000.00	79000.00	-2.94	-16.46
		QTA	66000.00	64000.00	77000.00	3.13	-14.29
4126102. M.S. ROUND BAR 3/8"	MT.	LAH	69000.00	69000.00	79000.00	0.00	-12.66
		RAW	66750.00	67750.00	80000.00	-1.48	-16.56
		KAR	62500.00	62750.00	78200.00	-0.40	-20.08
		HYD	62000.00	62000.00	69800.00	0.00	-11.17
		PSH	66000.00	68000.00	79000.00	-2.94	-16.46
		QTA	70000.00	68000.00	81000.00	2.94	-13.58
4126103. M.S.ROUND BAR 1/2"	MT.	LAH	67250.00	67250.00	77750.00	0.00	-13.50
		RAW	67250.00	68250.00	78750.00	-1.47	-14.60
		KAR	62000.00	62450.00	77200.00	-0.72	-19.69
		HYD	62000.00	62000.00	69800.00	0.00	-11.17
		PSH	62900.00	64300.00	79600.00	-2.18	-20.98
		QTA	69000.00	67000.00	80000.00	2.99	-13.75
4126104. M.S. ROUND BAR 1"	MT.	LAH	69000.00	69000.00	77750.00	0.00	-11.25
		RAW	67250.00	68250.00	78750.00	-1.47	-14.60
		KAR	65250.00	65250.00	79200.00	0.00	-17.61
		PSH	66000.00	66000.00	85000.00	0.00	-22.35
4126105. M.S.RIBBED BAR 1/2" TO 1"	MT.	LAH	70750.00	70750.00	80000.00	0.00	-11.56
		RAW	66250.00	67250.00	79750.00	-1.49	-16.93
		KAR	73000.00	74000.00	80200.00	-1.35	-8.98
4126106. M.S.RIBBED BAR 3/8"	MT.	LAH	70750.00	70750.00	80000.00	0.00	-11.56
		RAW	65250.00	66250.00	78750.00	-1.51	-17.14
		KAR	73000.00	74000.00	81200.00	-1.35	-10.10

Contd.

## 7.10 Intercity Wholesale Prices of Selected Commodities

Group/Commodity/Item Specification	Unit	City	Prices (Rs.)			% Change in Dec., 2015 Over	
			Dec., 2015	Nov., 2015	Dec., 2014	Nov., 2015	Dec., 2014
4126107. G.P.SHEET CUTTING JAPAN 24-30 BG	MT.	LAH	120000.00	120000.00	120000.00	0.00	0.00
		RAW	82500.00	82500.00	87500.00	0.00	-5.71
		KAR	88000.00	88000.00	89000.00	0.00	-1.12
		PSH	90000.00	90000.00	110000.00	0.00	-18.18
4126108. G.S.SHEET 24 G.GALV.	MT.	LAH	130000.00	130000.00	130000.00	0.00	0.00
		RAW	82500.00	82500.00	87500.00	0.00	-5.71
		KAR	90000.00	90000.00	90000.00	0.00	0.00
		PSH	90000.00	90000.00	113000.00	0.00	-20.35
<b>096. Pipe Fittings</b>							
4129201. TEE 1/2"	DOZ.	LAH	425.00	425.00	410.00	0.00	3.66
		RAW	387.50	387.50	387.50	0.00	0.00
		KAR	384.00	384.00	372.00	0.00	3.23
		QTA	180.00	180.00	180.00	0.00	0.00
4129202. TEE 3/4"	DOZ.	LAH	490.00	490.00	475.00	0.00	3.16
		RAW	512.50	512.50	512.50	0.00	0.00
		KAR	558.00	558.00	516.00	0.00	8.14
		QTA	360.00	360.00	360.00	0.00	0.00
4129203. SOCKET 1/2"	DOZ.	LAH	275.00	275.00	275.00	0.00	0.00
		RAW	337.50	337.50	337.50	0.00	0.00
		KAR	246.00	246.00	234.00	0.00	5.13
		QTA	120.00	120.00	120.00	0.00	0.00
4129204. SOCKET 3/4"	DOZ.	LAH	365.00	365.00	365.00	0.00	0.00
		RAW	412.50	412.50	412.50	0.00	0.00
		KAR	290.00	290.00	348.00	0.00	-16.67
		QTA	165.00	165.00	165.00	0.00	0.00
4129205. UNION 1/2"	DOZ.	LAH	690.00	690.00	660.00	0.00	4.55
		RAW	712.50	712.50	712.50	0.00	0.00
		KAR	812.00	812.00	804.00	0.00	1.00
		QTA	360.00	360.00	360.00	0.00	0.00
4129206. UNION 3/4"	DOZ.	LAH	785.00	785.00	755.00	0.00	3.97
		RAW	787.50	787.50	787.50	0.00	0.00
		KAR	1032.50	1032.50	1020.00	0.00	1.23
		QTA	300.00	300.00	300.00	0.00	0.00
4129207. BAND 1/2"	DOZ.	LAH	470.00	470.00	455.00	0.00	3.30
		RAW	687.50	687.50	687.50	0.00	0.00
		KAR	641.00	641.00	636.00	0.00	0.79
		QTA	300.00	300.00	300.00	0.00	0.00
4129208. BAND 3/4"	DOZ.	LAH	590.00	590.00	560.00	0.00	5.36
		RAW	712.50	712.50	712.50	0.00	0.00
		KAR	981.00	981.00	972.00	0.00	0.93
		QTA	480.00	480.00	480.00	0.00	0.00
4129209. ELBOW GALV CHINA 1/2"	DOZ.	LAH	380.00	380.00	310.00	0.00	22.58
		RAW	412.50	412.50	412.50	0.00	0.00
		KAR	265.00	265.00	258.00	0.00	2.71
		QTA	165.00	165.00	165.00	0.00	0.00
4129210. ELBOW GALV CHINA 3/4"	DOZ.	LAH	380.00	390.00	365.00	-2.56	4.11
		RAW	462.50	462.50	462.50	0.00	0.00
		KAR	381.00	381.00	372.00	0.00	2.42
		QTA	192.00	192.00	192.00	0.00	0.00
<b>097. Steel Products</b>							
4291201. STAINLESS STEEL DEGCHI MED. SIZE	EACH	LAH	600.00	600.00	600.00	0.00	0.00
		GJT	455.00	455.00	455.00	0.00	0.00
		KAR	625.00	625.00	625.00	0.00	0.00
4291202. STAINLESS STEEL TABLE SPOON SUP.	EACH	LAH	350.00	350.00	350.00	0.00	0.00
		GJT	175.00	175.00	175.00	0.00	0.00
		KAR	260.00	260.00	260.00	0.00	0.00
4291203. STAINLESS STEEL PLATE LIGHT	DOZ.	LAH	700.00	700.00	700.00	0.00	0.00
		GJT	500.00	500.00	500.00	0.00	0.00
		KAR	780.00	780.00	780.00	0.00	0.00

Contd.

## 7.10 Intercity Wholesale Prices of Selected Commodities

Group/Commodity/Item Specification	Unit	City	Prices (Rs.)			% Change in Dec., 2015 Over	
			Dec., 2015	Nov., 2015	Dec., 2014	Nov., 2015	Dec., 2014
4291204. PRESSURE COOKER 4 LTR.	EACH	LAH	1380.00	1380.00	1380.00	0.00	0.00
		GUJ	1025.00	1000.00	1000.00	2.50	2.50
		SKT	1200.00	1200.00	1200.00	0.00	0.00
4291401. NEW TREET BLADE ORDINARY	1000	KAR	1625.00	1625.00	1625.00	0.00	0.00
		RAW	2575.00	2375.00	2375.00	8.42	8.42
		KAR	2900.00	2900.00	2900.00	0.00	0.00
4291402. TREET SAFETY RAZOR	DOZ.	LAH	180.00	180.00	1550.00	0.00	-88.39
		KAR	1185.00	1185.00	1185.00	0.00	0.00
4291403. GILLET SAFETY RAZOR	DOZ.	LAH	370.00	370.00	342.00	0.00	8.19
		RAW	427.50	427.50	405.00	0.00	5.56
		KAR	280.00	280.00	280.00	0.00	0.00
<b>098. Engines &amp; Motors</b>							
4321901. HOLLOW S.MOTOR 326 UP-4.40 HP 46	EACH	LAH	144500.00	144500.00	144500.00	0.00	0.00
<b>099. Vacuum Pumps</b>							
4323001. MULTISTAGE C.PUMPS(PCM 80-3 15 H)	EACH	LAH	77500.00	77500.00	77500.00	0.00	0.00
4323002. MULTISTAGE C.PUMPS PCM 80-5 25 H)	EACH	LAH	109000.00	109000.00	109000.00	0.00	0.00
<b>100. Air Conditioners</b>							
4391201. PEL AIR CONDITONER 1.5 TON	EACH	LAH	38000.00	38000.00	38000.00	0.00	0.00
		RAW	36250.00	36250.00	36250.00	0.00	0.00
		KAR	42000.00	42000.00	42000.00	0.00	0.00
		LAH	44000.00	44000.00	42000.00	0.00	4.76
4391202. WAVES AIR CONDITIONER 1.5 TON.	EACH	RAW	37750.00	37750.00	37750.00	0.00	0.00
		GJT	45000.00	45000.00	35000.00	0.00	28.57
		KAR	41000.00	41000.00	41000.00	0.00	0.00
		HYD	41900.00	41900.00	40000.00	0.00	4.75
		QTA	39200.00	39200.00	39200.00	0.00	0.00
<b>101. Cultivators</b>							
4411201. CULTIVATOR (ORDINARY) 9 TIMES	EACH	GUJ	45000.00	45000.00	45000.00	0.00	0.00
4411202. CULTIVATOR (SPECIAL) 11 TIMES	EACH	GUJ	55000.00	55000.00	60000.00	0.00	-8.33
<b>102. Chuff Cutter</b>							
4412301. CHUFF CUTTER	EACH	FAS	7000.00	7000.00	7000.00	0.00	0.00
<b>103. Tractors</b>							
4414101. TRACTOR MF-240	EACH	LAH	725450.00	725450.00	754000.00	0.00	-3.79
4414102. TRACTOR MF-385	EACH	LAH	1160500.00	1160500.00	1223800.00	0.00	-5.17
<b>104. Lathe Machines</b>							
4421301. LATHE MACHINE 3' (PAK MADINA)	EACH	LAH	72500.00	72500.00	72500.00	0.00	0.00
4421302. LATHE MACHINE 4.5' (PAK MADINA)	EACH	LAH	100000.00	100000.00	100000.00	0.00	0.00
4421303. LATHE MACHINE 6.5' (PAK MADINA)	EACH	LAH	119000.00	119000.00	119000.00	0.00	0.00
4421304. LATHE MACHINE 10' (PAK MADINA)	EACH	LAH	222500.00	222500.00	222500.00	0.00	0.00
<b>105. Concrete Mixture</b>							
4444001. CONC.MIXER 7 NTR. 12HP. STAR.ENG	EACH	LAH	140000.00	140000.00	140000.00	0.00	0.00
4444002. CONC.MIXER 17 NTR. 24HP. STAR.ENG	EACH	LAH	210000.00	210000.00	210000.00	0.00	0.00
<b>106. Fridge,WashM,SewM,Fans,Iron</b>							
4481101. DAWLANCE 10 CFT. DOUBLE DOOR	EACH	LAH	28000.00	28000.00	28000.00	0.00	0.00
		RAW	23750.00	23750.00	23750.00	0.00	0.00
		KAR	31100.00	31100.00	31100.00	0.00	0.00
4481201. WASHING MACHINE NAT. PAK S.F.	EACH	LAH	7000.00	7000.00	6000.00	0.00	16.67
		GUJ	5550.00	5550.00	5550.00	0.00	0.00
		KAR	5000.00	5000.00	5000.00	0.00	0.00
		QTA	5500.00	5500.00	5500.00	0.00	0.00
4481202. WASHING MACHINE SINGER S.F.	EACH	LAH	9500.00	9500.00	9500.00	0.00	0.00
		RAW	9550.00	9550.00	9550.00	0.00	0.00
		KAR	10600.00	10600.00	10600.00	0.00	0.00
4481203. WASHING MACHINE DAWLANCE	EACH	LAH	9500.00	9500.00	9000.00	0.00	5.56
		FAS	8700.00	8700.00	8700.00	0.00	0.00
		GUJ	9400.00	9400.00	9400.00	0.00	0.00
		GJT	9400.00	9400.00	9400.00	0.00	0.00
		KAR	5400.00	5400.00	5400.00	0.00	0.00
		HYD	9000.00	9000.00	9000.00	0.00	0.00

Contd.

## 7.10 Intercity Wholesale Prices of Selected Commodities

Group/Commodity/Item Specification	Unit	City	Prices (Rs.)			% Change in Dec., 2015 Over	
			Dec., 2015	Nov., 2015	Dec., 2014	Nov., 2015	Dec., 2014
4481204. WASHING MACHINE SUPER ASIA	EACH	LAH	9000.00	9000.00	8000.00	0.00	12.50
		FAS	8800.00	8800.00	8800.00	0.00	0.00
		KAR	5000.00	5000.00	5000.00	0.00	0.00
		HYD	6500.00	6500.00	6500.00	0.00	0.00
4481401. SEWING MACHINE SINGER B.B. H.O	EACH	LAH	5900.00	5900.00	5691.00	0.00	3.67
		KAR	6200.00	6200.00	6200.00	0.00	0.00
4481402. SINGER ZIG ZAG MACHINE	EACH	LAH	13700.00	13700.00	13500.00	0.00	1.48
		KAR	11900.00	11900.00	11900.00	0.00	0.00
4481403. SEWING MACHINE SALIKA	EACH	LAH	4500.00	4500.00	4500.00	0.00	0.00
		KAR	5600.00	5600.00	5600.00	0.00	0.00
4481501. CEILING FAN MILLAT 48"	EACH	LAH	2300.00	2300.00	2300.00	0.00	0.00
		KAR	2400.00	2400.00	2400.00	0.00	0.00
4481502. CEILING FAN PAK 48"	EACH	LAH	2200.00	2200.00	2200.00	0.00	0.00
		GUJ	2400.00	2400.00	2400.00	0.00	0.00
		KAR	2400.00	2400.00	2400.00	0.00	0.00
4481503. CEILING FAN NATIONAL 56"	EACH	LAH	2200.00	2200.00	2200.00	0.00	0.00
		GUJ	2150.00	2150.00	2150.00	0.00	0.00
		GJT	2300.00	2300.00	2300.00	0.00	0.00
		KAR	2300.00	2300.00	2300.00	0.00	0.00
4481504. CEILING FAN YOUNIS 56"	EACH	HYD	2200.00	2200.00	2100.00	0.00	4.76
		LAH	2300.00	2300.00	2300.00	0.00	0.00
		FAS	2350.00	2350.00	2350.00	0.00	0.00
		GUJ	2350.00	2350.00	2350.00	0.00	0.00
		KAR	2400.00	2400.00	2400.00	0.00	0.00
		PSH	2550.00	2550.00	2550.00	0.00	0.00
4481505. PADESTAL FAN MILLAT 20"	EACH	QTA	2750.00	2750.00	2750.00	0.00	0.00
		KAR	3200.00	3200.00	3200.00	0.00	0.00
4481506. PADESTAL FAN PAK 20"	EACH	LAH	3300.00	3300.00	3300.00	0.00	0.00
		GJT	3800.00	3800.00	3800.00	0.00	0.00
		KAR	3200.00	3200.00	3200.00	0.00	0.00
		PSH	3800.00	3800.00	3800.00	0.00	0.00
		KAR	3800.00	3800.00	3800.00	0.00	0.00
4481507. EXHAUST FAN CLIMAX 12"	EACH	LAH	1600.00	1600.00	1600.00	0.00	0.00
		GUJ	1700.00	1700.00	1700.00	0.00	0.00
4481508. EXHAUST FAN MILLAT 12"	EACH	KAR	1600.00	1600.00	1600.00	0.00	0.00
4481509. EXHAUST FAN PAK. NATIONAL 12"	EACH	LAH	1500.00	1500.00	1500.00	0.00	0.00
		GUJ	1900.00	1900.00	1900.00	0.00	0.00
		GJT	1800.00	1800.00	1800.00	0.00	0.00
		KAR	1600.00	1600.00	1600.00	0.00	0.00
4481601. IRON NATIONAL PAK AUTOMATIC	EACH	LAH	500.00	500.00	400.00	0.00	25.00
		GUJ	850.00	850.00	850.00	0.00	0.00
		KAR	525.00	525.00	525.00	0.00	0.00
		PSH	800.00	800.00	800.00	0.00	0.00
4481602. IRON PHILIPS HD 1120/R	EACH	LAH	1250.00	1250.00	1250.00	0.00	0.00
		GUJ	2080.00	2080.00	2100.00	0.00	-0.95
		KAR	1360.00	1360.00	1360.00	0.00	0.00
<b>107. Electric Wires</b>							
4634001. FLEXIBLE WIRE 2999-14 0076	90 MTR.	LAH	575.00	575.00	525.00	0.00	9.52
		MUL	1100.00	1100.00	1100.00	0.00	0.00
		KAR	990.00	990.00	890.00	0.00	11.24
		PSH	800.00	800.00	800.00	0.00	0.00
		QTA	505.00	505.00	505.00	0.00	0.00
4634002. PVC WIRE SINGLE CORE	90 MTR.	LAH	925.00	925.00	850.00	0.00	8.82
		MUL	1280.00	1280.00	1400.00	0.00	-8.57
		KAR	990.00	990.00	890.00	0.00	11.24
		PSH	900.00	900.00	925.00	0.00	-2.70
		QTA	600.00	600.00	600.00	0.00	0.00

Contd.



## 7.10 Intercity Wholesale Prices of Selected Commodities

Group/Commodity/Item Specification	Unit	City	Prices (Rs.)			% Change in Dec., 2015 Over	
			Dec., 2015	Nov., 2015	Dec., 2014	Nov., 2015	Dec., 2014
<b>108. Lighting Equipments</b>							
4653101. PHILIPS TL. LAMP 40 W.	EACH	GUJ	92.00	92.00	96.00	0.00	-4.17
		GJT	96.00	96.00	96.00	0.00	0.00
		KAR	85.00	85.00	85.00	0.00	0.00
		PSH	97.50	97.50	97.50	0.00	0.00
		QTA	90.00	90.00	90.00	0.00	0.00
4653102. PHILIPS ELECTRIC BULB 100W(GLS)	100 BUL	LAH	2000.00	2000.00	2000.00	0.00	0.00
		RAW	2950.00	2950.00	2950.00	0.00	0.00
		KAR	2800.00	2800.00	2800.00	0.00	0.00
		PSH	2900.00	2900.00	2900.00	0.00	0.00
4653103. PHILIPS ENERGY SAVER 14 W (GLS)	EACH	LAH	150.00	150.00	110.00	0.00	36.36
		RAW	139.00	139.00	139.00	0.00	0.00
		KAR	155.00	155.00	155.00	0.00	0.00
		PSH	170.00	170.00	170.00	0.00	0.00
		QTA	172.00	172.00	172.00	0.00	0.00
<b>109. Radio &amp; Television</b>							
4731201. RADIO 3-5 BAND (CHINA BRAND)	EACH	LAH	175.00	175.00	175.00	0.00	0.00
		RAW	287.50	287.50	287.50	0.00	0.00
		KAR	325.00	325.00	325.00	0.00	0.00
4731301. PHILIPS COLOUR TV. 14"	EACH	LAH	8150.00	8150.00	8150.00	0.00	0.00
		RAW	8250.00	8250.00	8250.00	0.00	0.00
		KAR	8400.00	8400.00	8400.00	0.00	0.00
4731302. L.G.COLOUR TV. 14"	EACH	LAH	8100.00	8100.00	8100.00	0.00	0.00
		RAW	7900.00	7900.00	7900.00	0.00	0.00
		KAR	8150.00	8150.00	8150.00	0.00	0.00
4731303. SONY COLOUR TV 14"	EACH	LAH	13000.00	13000.00	13000.00	0.00	0.00
		RAW	10250.00	10250.00	10250.00	0.00	0.00
		KAR	8000.00	8000.00	8000.00	0.00	0.00
4731304. PANASONIC COLOUR TV 14"	EACH	RAW	9250.00	9250.00	9250.00	0.00	0.00
		KAR	7750.00	7750.00	7750.00	0.00	0.00
4731305. PHILIPS COLOUR TV. 20"	EACH	LAH	11000.00	11000.00	11000.00	0.00	0.00
		RAW	13900.00	13900.00	13900.00	0.00	0.00
		KAR	12750.00	12750.00	12750.00	0.00	0.00
4731306. L.G.COLOUR TV. 20"	EACH	LAH	13400.00	13400.00	13400.00	0.00	0.00
		RAW	12250.00	12250.00	12250.00	0.00	0.00
		KAR	13000.00	13000.00	13000.00	0.00	0.00
4731307. L.G. COLOUR TV. 21"	EACH	LAH	14700.00	14700.00	14700.00	0.00	0.00
		RAW	12250.00	12250.00	12250.00	0.00	0.00
		KAR	16100.00	16100.00	16100.00	0.00	0.00
4731308. SONY COLOUR TV 20"	EACH	LAH	18800.00	18800.00	18800.00	0.00	0.00
		RAW	17100.00	17100.00	17100.00	0.00	0.00
		KAR	17200.00	17200.00	17200.00	0.00	0.00
<b>110. Motor Vehicles</b>							
4911301. CAR SUZUKI MEHRAN 800CC SB308R VX	EACH	KAR	625000.00	625000.00	625000.00	0.00	0.00
4911302. SUZUKI CULTUS 1000CC SF410 VXR M PE	EACH	KAR	1039000.00	1039000.00	1039000.00	0.00	0.00
4911303. SUZUKI RAVI 800 CC PICKUP(ST 308R)	EACH	KAR	637000.00	637000.00	637000.00	0.00	0.00
4911304. CAR TOYOTA 1300 CC XLI	EACH	KAR	1539000.00	1539000.00	1539000.00	0.00	0.00
4911305. CAR HONDA CIVIC 1800CC(iVTEC MANUAL)	EACH	LAH	2021000.00	2021000.00	2021000.00	0.00	0.00
4911306. ISUZU BUS CHASIS MT 112 K	EACH	KAR	3325000.00	3325000.00	3325000.00	0.00	0.00
4911401. ISUZU TRUCK CHASIS FTR 12 K	EACH	KAR	3850000.00	3850000.00	3850000.00	0.00	0.00
<b>111. Motorcycles</b>							
4991201. MOTOR CYCLE YB-100ROYAL YAMAHA	EACH	KAR	75375.00	75375.00	75375.00	0.00	0.00
4991202. MOTOR CYCLE CD-70 HONDA	EACH	KAR	63500.00	63500.00	69900.00	0.00	-9.16
4991203. MOTOR CYCLE PAK HERO 70 CC.	EACH	LAH	42000.00	42000.00	42000.00	0.00	0.00
		MUL	42000.00	42000.00	42000.00	0.00	0.00
		KAR	46000.00	46000.00	46000.00	0.00	0.00
4991204. MOTOR CYCLE SUPER ASIA 70 CC.	EACH	LAH	42500.00	42500.00	42500.00	0.00	0.00
		MUL	45000.00	45000.00	45000.00	0.00	0.00
		KAR	42500.00	42500.00	42500.00	0.00	0.00
		HYD	42000.00	42000.00	42000.00	0.00	0.00
4991205. MOTOR CYCLE SUZUKI STD 110CC.	EACH	KAR	71300.00	71300.00	71300.00	0.00	0.00
<b>112. Bicycles</b>							
4992101. BICYCLE PECO FOR GENTS POPULAR	EACH	LAH	5000.00	5000.00	5000.00	0.00	0.00
4992102. BICYCLE PECO FOR BMX SHAHEEN	EACH	LAH	3500.00	3500.00	3500.00	0.00	0.00
4992103. BICYCLE SOHRAB SUPER	EACH	LAH	6450.00	6450.00	5950.00	0.00	8.40
		KAR	6450.00	6450.00	6450.00	0.00	0.00
4992104. BICYCLE SOHRAB VIP STUDENT	EACH	LAH	6300.00	6300.00	5900.00	0.00	6.78
		KAR	5700.00	5700.00	5700.00	0.00	0.00

## 7.11 Intercity Consumer Prices December, 2015

Description	Unit	Rawalpindi	Islamabad	Attock	Jhelum	Lahore	Sahiwal	Gujranwala
WHEAT	10 KG.	355.00	355.00	331.25	332.50	351.25	343.75	377.50
WHEAT FLOUR FINE/SUPERIOR.	KG.	58.75	59.75	42.50	47.00	50.00	43.50	42.00
WHEAT FLOUR AVG. QLTY	KG.	39.38	39.53	37.63	39.50	40.00	38.00	40.00
WHEAT FLOUR BAG	10 KG.	394.17	399.06	376.25	395.00	390.00	382.50	387.50
MAIDA	KG.	59.50	60.50	51.00	60.00	56.25	50.00	50.00
SUJI	KG.	59.50	60.50	51.00	60.00	60.00	50.00	50.00
BESAN AV. QLTY.	KG.	130.00	135.00	122.50	130.00	124.11	120.00	120.00
RICE BASMATI SUP. QLTY.	KG.	140.00	145.31	105.00	125.00	107.86	110.00	80.00
RICE BASMATI 385/386	KG.	121.25	128.75	85.00	95.00	73.39	70.00	47.50
RICE BASMATI BROKEN AV.QLTY	KG.	71.25	76.25	67.50	50.00	49.57	55.00	50.00
RICE IRRI-6 (SINDH/PUNJAB)	KG.	52.71	60.00	47.50	60.00	45.32	40.00	47.50
VERMICELLI	KG.	96.25	99.38	92.50	80.00	107.50	70.00	77.50
BREAD PLAIN MEDIUM SIZE	EACH	40.00	40.00	40.00	37.50	40.00	40.00	40.00
RUSK (PAPAY)	KG.	240.00	261.25	175.00	230.00	205.00	235.00	160.00
BISCUITS-PACKED	PKT	35.00	35.00	35.00	35.00	35.00	35.00	35.00
BISCUIT-BAKERY (LOOSE)	250 GM	100.42	110.00	72.50	95.00	92.50	110.00	110.00
CORNFLAKS FAUJI 225 GM.	PKT	189.00	189.00	180.00	189.00	176.40	176.40	180.00
SAMOSIA (VEGATABLE)	EACH	13.25	14.25	12.00	12.50	16.96	15.00	15.00
PASTRY AV.QLTY.	EACH	32.92	33.44	37.50	30.00	30.18	30.00	35.00
PATTIES (VEGATABLES)	EACH	27.50	28.25	21.00	25.00	31.25	30.00	20.00
NIMCO	250 GM	82.50	84.38	67.50	65.00	65.00	90.00	50.00
CHIPS	250 GM	93.33	95.00	78.75	82.50	77.32	90.00	65.00
BEEF WITH BONE AV.QLTY.	KG	337.50	338.75	260.00	302.50	344.29	250.00	290.00
MUTTON AV.QLTY.	KG	705.00	706.25	625.00	625.00	733.93	500.00	625.00
CHICKEN FARM BROILER (LIVE)	KG	146.25	156.63	155.00	149.00	132.36	140.00	142.00
FISH-RAHU MEDIUM SIZE	KG	299.17	336.25	290.00	265.00	307.14	265.00	250.00
MILK FRESH (UNBOILED)	LTR.	88.75	96.25	72.50	75.00	77.21	60.00	77.50
CURD	KG.	97.50	105.63	77.50	77.50	83.04	70.00	88.50
MILK TETRA PACK 1/2 LTR.	PKT.	60.00	60.00	60.00	60.00	60.00	60.00	60.00
LACTOGEN 400 GRAMS	PKT.	435.00	435.00	435.00	435.00	435.00	445.00	430.00
POWDER MILK NIDO 400GM.	PKT	380.00	380.00	360.00	380.00	380.00	380.00	380.00
MILK POWDER LOOSE/PACKED	KG.	527.50	552.50	510.00	500.00	504.29	430.00	400.00
BUTTER LOCAL PACKED	50 GM.	25.00	25.00	27.00	35.00	32.00	25.00	35.00
EGGS FARM	DOZ	97.00	103.75	105.00	98.00	96.29	94.00	100.00
MUSTARD OIL AV.QLTY.	KG.	220.00	240.00	245.00	210.00	183.93	157.50	150.00
COOKING OIL (DALDA)	2.5LTR	445.00	445.00	445.00	445.00	465.00	443.00	467.00
COOKING OIL (PAKWAN) OTHER BRAND SPECIFY	2.5 LTR	355.00	362.50	355.00	362.50	420.00	370.00	420.00
VEGETABLE GHEE TIN	2.5KG.	440.00	440.00	440.00	440.00	460.00	460.00	452.00
VEGETABLE GHEE (LOOSE)	KG.	142.08	146.25	129.00	135.00	137.21	165.00	132.00
DATES AV.QLTY.	KG.	190.00	208.75	210.00	205.00	169.29	120.00	120.00
PISTACHIO AV.QLTY.	50 GM.	116.67	122.50	117.50	125.00	107.86	135.00	125.00
ALMONDS WHOLE AV.QLTY.	KG.	605.83	630.00	610.00	612.50	672.14	625.00	500.00
COCONUT DRY AV.QLTY.	KG.	334.58	367.50	300.00	325.00	362.50	281.75	240.00
RAISINS AV.QLTY.	50 GM.	23.50	26.50	23.50	22.50	31.93	19.25	20.00
GROUNDNUTS (WITH SHELL)	KG.	213.33	228.75	175.00	240.00	259.29	200.00	205.00
MALTA/MOSAMBI	DOZ	117.50	143.75	95.00	85.00	103.93	90.00	120.00
KINNU	DOZ	116.67	144.38	90.00	75.00	84.64	105.00	70.00
APPLE	KG	105.83	128.75	85.00	90.00	107.86	75.00	95.00
ALOO BUKHARA	KG	0.00	0.00	0.00	0.00	0.00	0.00	0.00
POMEGRANATE (ANNAR)	KG	190.83	227.50	200.00	145.00	290.00	172.50	150.00
GRAPES	KG	0.00	0.00	0.00	0.00	0.00	0.00	0.00
BANANAS	DOZ	90.00	119.38	75.00	65.00	71.43	62.50	57.50
MANGO KALMI	KG	0.00	0.00	0.00	0.00	0.00	0.00	0.00
GUAVA	KG	78.33	105.00	60.00	75.00	54.64	55.00	55.00
WATERMELON (TURBOOZ)	KG	0.00	0.00	0.00	0.00	0.00	0.00	0.00
MUSKMELON (KHARBOOZA)	KG	0.00	0.00	0.00	0.00	0.00	0.00	0.00
SWEETMELON (GARMA)	KG	0.00	0.00	0.00	0.00	0.00	0.00	0.00
PULSE MASOOR (WHOLE)	KG.	142.08	157.50	125.00	130.00	149.29	126.25	140.00
PULSE MASOOR (WASHED)	KG.	144.42	159.38	145.00	140.00	159.11	161.25	160.00
PULSE MOONG (WASHED)	KG.	168.75	175.31	145.00	175.00	161.07	145.00	160.00
PULSE MASH (WASHED)	KG.	253.33	266.25	250.00	255.00	251.43	257.50	255.00
GRAM WHOLE BLACK AV QLTY.	KG.	126.04	132.50	112.50	127.50	114.11	120.00	110.00
GRAM WHOLE YELLOW AV.QLTY	KG.	121.67	132.50	120.00	125.00	128.21	120.00	100.00
BEANS (LAL LOBIA)	KG.	164.58	172.50	135.00	160.00	171.07	160.00	135.00
POTATOES	KG	37.50	44.38	27.00	25.00	36.07	27.50	30.00

Contd.

### 7.11 Intercity Consumer Prices December, 2015

Description	Unit	Rawalpindi	Islamabad	Attock	Jhelum	Lahore	Sahiwal	Gujran-wala
ONION	KG	56.67	72.50	50.00	47.50	53.57	45.00	50.00
TURNIP	KG	31.67	43.75	15.00	19.00	19.29	20.00	20.00
RADISH	KG	26.25	32.50	15.00	19.00	20.00	20.00	15.00
TOMATOES	KG	63.33	76.25	52.50	60.00	67.14	60.00	70.00
CABBAGE	KG	37.92	48.75	35.00	27.50	29.11	20.00	30.00
CAULIFLOWER	KG	40.83	52.50	35.00	22.50	27.50	20.00	15.00
BRINJAL	KG	51.25	53.75	25.00	27.50	43.21	20.00	30.00
PUMPKIN	KG	0.00	0.00	0.00	0.00	0.00	0.00	0.00
BOTTLEGOURD	KG	0.00	0.00	0.00	0.00	0.00	0.00	0.00
LADY FINGER	KG	0.00	0.00	0.00	0.00	0.00	0.00	0.00
PEAS	KG	46.25	63.75	40.00	45.00	56.43	42.50	40.00
SPINACH	KG	22.50	26.88	16.50	17.50	20.00	13.50	17.50
TINDA	KG	0.00	0.00	0.00	0.00	0.00	0.00	0.00
TURAI	KG	0.00	0.00	0.00	0.00	0.00	0.00	0.00
KARAILA	KG	0.00	0.00	0.00	0.00	0.00	0.00	0.00
ARVI	KG	0.00	0.00	0.00	0.00	0.00	0.00	0.00
CHILLIES GREEN	KG	85.00	112.50	60.00	85.00	85.71	45.00	60.00
CARROT	KG	35.83	48.75	20.00	25.00	25.00	20.00	17.50
COCUMBER (KHEERA)	KG	53.33	60.00	50.00	55.00	60.00	45.00	40.00
LEMON	250GM	32.50	35.00	17.50	17.50	28.04	22.50	15.00
SUGAR REFINED	KG.	61.17	62.88	54.50	59.00	61.79	56.00	57.00
GUR AV.QLTY	KG.	96.67	110.00	87.50	100.00	87.86	80.00	80.00
HONEY LANGANESE 500 GM.	BOTTLE	924.58	937.50	875.00	842.50	860.00	820.00	830.00
MILO 200 GM.	BOTTLE	215.00	215.00	215.00	222.50	216.00	220.00	186.66
CUSTARD POWDER RAFHAN 300 GM.	PKT	75.00	75.00	80.00	75.00	75.00	75.00	75.00
TOFFEE (HILAL)	EACH	2.00	2.00	1.00	2.00	1.00	2.00	1.00
CHOWKELATE CANDY (SMALL SIZE)	EACH	5.00	5.00	5.00	5.00	5.00	5.00	5.00
SWEETMEAT (MIXED)	KG	370.83	396.25	290.00	350.00	290.00	370.00	360.00
ICE CREAM WALLS	CUP.	40.00	40.00	40.00	40.00	40.00	40.00	40.00
ICE	KG	20.00	20.00	15.00	20.00	15.00	10.00	5.00
JAM AHMED/MITCHELLES	BOTTLE	150.00	150.00	150.00	150.00	135.00	140.00	130.00
SQUASH-MITCHELLES	BOTTLE	160.00	160.00	160.00	160.00	150.00	160.00	145.00
ROOH AFZA	BOTTLE	155.00	155.00	155.00	155.00	150.00	150.00	150.00
JAM-E-SHIREEN	BOTTLE	160.00	160.00	160.00	160.00	160.00	160.00	160.00
SAUNF	50 GM	20.00	20.00	17.00	17.50	20.00	20.00	20.00
CINAMON LOOSE AV. QLTY	50 GM.	24.75	25.00	24.50	35.00	29.29	30.00	25.00
CUMINSEED WHITE NATIONAL	50 GM.	52.00	52.00	52.00	52.00	52.00	50.00	52.00
PEPPER BLACK NATIONAL	50 GM.	100.00	100.00	100.00	100.00	100.00	100.00	96.00
CLOVES LOOSE AV.QLTY	50 GM.	100.00	101.88	105.00	95.00	98.04	115.00	100.00
CARDAMOM LARGE LOOSE AV.QLTY	50 GM.	157.92	160.00	177.50	195.00	193.04	195.00	140.00
CARDAMOM SMALL AV.QLTY	50 GM.	107.08	120.63	97.50	107.50	82.50	123.75	90.00
SALT-POWDERED (LAHORI) LOOSE	KG.	12.00	12.00	9.00	12.50	10.00	10.00	10.00
SALT POWDERED (NATIONAL/SHAN)	PKT	25.00	25.00	25.00	25.00	25.00	25.00	25.00
CHILLIES POWD.NATIONAL 200GM	PKT	105.00	105.00	105.00	105.00	105.00	105.00	105.00
CHILLIES POWDER LOOS	KG.	313.33	326.25	290.00	290.00	252.14	265.00	265.00
CORRIANDER SEED POWD.NATIONAL	PKT	104.00	104.00	104.00	104.00	104.00	78.00	88.00
CORRIANDER SEED (LOOSE)	KG.	298.33	300.00	290.00	280.00	283.57	277.50	260.00
TURMERIC POWD.NATIONAL 50GM	PKT.	35.00	35.00	35.00	35.00	35.00	35.00	35.00
CURRY POWD. NATIONAL 200 GM	PKT.	87.00	87.00	87.00	87.00	87.00	87.00	87.00
TOMATO KETCHUP AHMED/MITCHL	BOTTLE	97.50	97.50	105.00	95.00	95.00	85.00	100.00
PICKLES AHMED/MITCHELLES	BOTTLE	105.00	105.00	105.00	105.00	100.00	95.00	100.00
VINEGAR SYNTHETIC (SIRKA)	BOTTLE	100.00	100.00	77.50	95.00	80.00	80.00	70.00
GARLIC	KG	225.00	248.75	190.00	205.00	203.21	175.00	200.00
GINGER	KG	187.50	205.00	135.00	155.00	128.39	135.00	120.00
TAPAL DANEDAR TEA 200GM PACKET	PKT	183.16	183.16	183.16	183.16	166.32	183.16	168.42
TEA LIPTON YELLOW LABEL 200GM.	PKT.	189.47	189.47	189.47	189.47	176.84	189.47	189.47
TEA LOOSE KENYA AV.QLTY 250GM.	PKT.	185.00	185.00	195.00	185.00	116.07	186.25	170.00
COFFEE-NESCAFE 75 GM. **	BOTTLE	355.00	355.00	355.00	340.00	360.00	330.00	340.00
COLD DRINK (STANDARD SIZ)	BOTTLE	25.00	25.00	25.00	25.00	20.00	25.00	25.00
FRUIT JUICE TETRA PACK	PKT.	17.50	17.50	15.00	17.50	20.00	18.00	25.00
MINERAL WATER NESTLE 1.5 LTR	BOTTLE	50.00	50.00	50.00	48.50	45.00	50.00	45.00
CIGARETTES K-2 10'S **	PKT	60.00	60.00	60.00	60.00	60.00	60.00	60.00
CIGARETTES CAPSTAN 10'S **	PKT	65.00	65.00	65.00	65.00	65.00	65.00	65.00
CIGARETTES GOLD LEAF 20'S	PKT	120.00	120.00	120.00	120.00	120.00	120.00	122.50
CIGARETTES MORVEN GOLD 20'S	PKT	65.00	65.00	65.00	65.00	65.00	65.00	65.00
BETEL LEAVES	50GM.	92.92	96.25	82.50	65.00	72.50	85.00	60.00

Contd.

### 7.11 Intercity Consumer Prices December, 2015

Description	Unit	Rawalpindi	Islamabad	Attock	Jhelum	Lahore	Sahiwal	Gujran-wala
BETEL NUTS	KG.	623.33	652.50	675.00	355.00	355.00	300.00	380.00
LONG CLOTH 57" GUL AHMED/AL-KARAM	METER	195.00	205.00	175.00	260.00	247.14	240.00	137.50
SHIRTING AV.QLTY.	METER	175.00	182.50	165.00	175.00	118.57	275.00	175.00
PANT CLOTH W & WEAR AV.QLTY	METER	412.92	396.25	412.50	385.00	332.14	500.00	355.00
LAWN PRINTED GUL AHMED/AL-KARAM	METER	270.00	287.50	267.50	265.00	261.07	387.50	205.00
GEORGETTE AV.QLTY	METER	152.50	155.00	152.50	145.00	110.54	110.00	132.50
LINEN AV.QLTY ***	METER	163.33	170.00	155.00	165.00	160.18	225.00	112.50
HEAVY WT SUITING LAWERNCPUR AVG QLTY	METER	1475.00	1475.00	1475.00	1475.00	1375.00	1100.00	1050.00
HEAVY WT SUITING LAWERNCPUR SUP QLTY	METER	1925.00	1925.00	1925.00	1925.00	1975.00	1250.00	2350.00
TROPICAL SUITING LAW.PUR	METER	1425.00	1425.00	1425.00	1425.00	1050.00	1100.00	925.00
PANT BOY 24"/26" LENGTH.	EACH	525.00	550.00	537.50	575.00	350.71	562.50	725.00
SHIRT BOY 24"/26" LENGTH	EACH	359.58	375.00	362.50	425.00	331.79	475.00	450.00
SCHOOL UNI. PANT,SHIRT BOYS	SUIT	510.00	545.63	525.00	540.00	633.93	700.00	975.00
SCHOOL UNI. KAMEEZ,SHAL.BOYS	SUIT	507.92	550.00	512.50	482.50	448.21	475.00	925.00
SCHOOL UNI. KAMEEZ,SHAL.GIRL	SUIT	475.00	471.88	485.00	455.00	539.29	437.50	925.00
FROCK W/WEAR GIRLS	EACH	1937.50	1968.75	1950.00	1275.00	1078.57	1100.00	925.00
AWAMI-SUIT W & W(BOY) 24"/26	SUIT	1887.50	1925.00	1925.00	1337.50	939.29	1550.00	1125.00
AWAMI-SUIT W&W (GENTS)AV.QLTY	SUIT	1958.33	1993.75	2100.00	1675.00	1060.71	1550.00	1125.00
PULLOVER GENTS OXFORD/BON.	EACH	3050.00	3050.00	3050.00	3050.00	2890.00	2950.00	3050.00
PULLOVER LADIES OXFORD/BON.	EACH	3050.00	3050.00	3050.00	3050.00	2970.00	2850.00	2850.00
PULLOVER (GENTS) OTHERS A.QTY	EACH	1187.50	1200.00	1100.00	950.00	967.86	1000.00	550.00
SECOND-HAND COAT FOR MEN	EACH	583.33	500.00	475.00	475.00	628.57	362.50	600.00
SECONDHAND SWEETER FOR MEN DUP QLTY	EACH	347.92	0.00	275.00	180.00	467.86	275.00	600.00
SECONDHAND WINTER JACKET	EACH	625.00	0.00	475.00	475.00	685.71	375.00	650.00
UNDERWEAR AV.QLTY MEDIUM SIZE	EACH	210.83	215.00	175.00	182.50	140.54	170.00	125.00
VEST FOR MEN AV.QLTY.	EACH	215.83	215.00	175.00	182.50	148.57	160.00	125.00
VEST/SHAMEEZ (WOMEN) AVG. QLTY	EACH	213.33	220.00	205.00	145.00	198.21	175.00	142.50
SOCKS NYLON (PAKISTANI)	PAIR	89.58	102.50	77.50	87.50	105.00	115.00	110.00
BRASSIER AV.QLTY.	PAIR	234.17	240.00	190.00	105.00	145.00	210.00	172.50
BRASSIER SUP QLTY	EACH	536.25	579.38	500.00	305.00	825.00	542.50	335.00
DOPATTA GEORGETTE AV.QLTY.	EACH	350.00	362.50	327.50	325.00	317.86	275.00	275.00
DOPATTA COTTON AV GLTY	EACH	316.25	337.50	290.00	225.00	190.00	190.00	185.00
CHADDAR (WWEAR) (2x2.5 MTR)	EACH	392.92	418.75	387.50	412.50	382.14	375.00	375.00
LUNGI/DHOTI(COTTON) AVG. QLTY	EACH	431.67	450.00	415.00	205.00	231.07	375.00	250.00
HANDKERCHIEF AVG. QLTY PAK	EACH	33.75	37.50	32.50	22.50	28.21	50.00	50.00
HANDKERCHIEF SUP. QLTY PAK	EACH	50.42	60.00	45.00	32.50	42.86	75.00	75.00
GLOVES AV QLTY	PAIR	155.00	157.50	155.00	155.00	75.89	120.00	105.00
AZARBAND COTTON AVG. QLTY	EACH	22.50	22.50	17.50	22.50	21.96	20.00	25.00
SEWING THREAD/REEL(ASLI PARI)	EACH	9.00	9.00	7.50	9.00	7.00	6.00	6.00
WASHING CHARGES PAINT & SHIRT	SUIT	90.00	90.00	110.00	175.00	71.07	130.00	175.00
DRY CLEANING SUIT COAT PANT	SUIT	595.83	662.50	335.00	475.00	370.89	337.50	400.00
WASHING CH. (KAMIZ-SHALWAR)	PAIR	89.17	90.00	75.00	90.00	60.00	80.00	120.00
TAILORING SHIRT	EACH	491.67	537.50	387.50	525.00	375.00	425.00	350.00
TAILORING CHARGES PANT (MEN)	EACH	891.67	937.50	750.00	850.00	525.00	675.00	450.00
TAILORING COAT-PANT SUIT	SUIT	3583.33	3650.00	4100.00	3500.00	4464.29	4250.00	3100.00
TAILORING AWAMI-SUIT (MALE)	SUIT	675.00	756.25	637.50	600.00	550.00	575.00	525.00
TAILORING SUIT FEMALE	SUIT	583.33	675.00	575.00	550.00	469.64	450.00	475.00
GENTS SHOES PAUL BATA	PAIR	1199.00	1199.00	1199.00	1199.00	1199.00	1199.00	1199.00
GENTS SANDAL BATA	PAIR	699.00	699.00	699.00	699.00	699.00	699.00	699.00
GENTS SPOUNG CHAPPAL BATA	PAIR	179.00	179.00	179.00	179.00	179.00	179.00	179.00
LADIES SANDAL BATA	PAIR	499.00	499.00	499.00	499.00	499.00	499.00	499.00
LADIES SPOUNG CHAPPAL BATA	PAIR	179.00	179.00	179.00	179.00	179.00	179.00	179.00
CHILD SHOE POWER LITE BATA	PAIR	599.00	599.00	599.00	599.00	599.00	599.00	599.00
GENTS SHOE, ART 1109 SERVICE	PAIR	999.00	999.00	999.00	999.00	999.00	999.00	999.00
NYLON JOGGER 27 SIZE 2-5 ***	PAIR	1299.00	1299.00	1299.00	1299.00	1299.00	1299.00	1299.00
CHINA FOOT WEAR AV. QLTY (MALE) *	PAIR	925.00	975.00	825.00	825.00	744.64	450.00	450.00
CHINA FOOT WEAR AV. QLTY (FEMALE) *	PAIR	825.00	875.00	825.00	675.00	637.50	500.00	350.00
CHINA FOOT WEAR AV. QLTY (CHILDREN) *	PAIR	783.33	825.00	625.00	675.00	483.93	450.00	320.00
SHOE REPAIR HALF SOLE	PAIR	132.50	144.38	115.00	135.00	105.00	100.00	95.00
SHOES POLISH CHARGES AVERAGE SHOP	PAIR	20.00	20.00	27.50	20.00	20.00	20.00	15.00
HOUSE RENT (combined)	MONTH	13374.00	45502.00	4144.00	5882.00	12435.00	7595.00	5205.00
rent 2	pm	13374.00	45502.00	4144.00	5882.00	12435.00	7595.00	5205.00
RENT3	PM	13374.00	45502.00	4144.00	5882.00	12435.00	7595.00	5205.00
RENT4	PM	13374.00	45502.00	4144.00	5882.00	12435.00	7595.00	5205.00
RENT5	PM	13374.00	45502.00	4144.00	5882.00	12435.00	7595.00	5205.00
RENT6	PM	13374.00	45502.00	4144.00	5882.00	12435.00	7595.00	5205.00

Contd.

## 7.11 Intercity Consumer Prices December, 2015

Description	Unit	Rawalpindi	Islamabad	Attock	Jhelum	Lahore	Sahiwal	Gujranwala
SYNTHETIC ENEMAL ROBIALAC BALTI 3.64 LTR.	EACH	1750.00	1750.00	1830.00	1805.00	2190.00	1650.00	1700.00
SYNTHETIC ENEMAL ICI BALTI 3.64 LTR.	EACH	1790.00	1790.00	1850.00	1880.00	2190.00	2138.00	2138.00
CEMENT (LOCAL) SPECIFY BRAND NAME	BAG	505.00	510.00	492.50	510.00	507.50	500.00	510.00
BRICKS (NEW) 1ST CLASS	P/1000	8900.00	8900.00	9900.00	7750.00	8325.00	6900.00	8600.00
CEMENT BLOCKS (6"x8"x12")	P/100	0.00	0.00	0.00	0.00	0.00	0.00	0.00
BAJREE	100CFT	3650.00	3650.00	3900.00	3450.00	6000.00	5900.00	5550.00
SAND (BLACK PIT SAND)	K100CFT	2950.00	2950.00	1425.00	2295.00	2350.00	3150.00	2500.00
TIMBER SHESHAM LOG 1ST QUALITY	cubmt.	71512.00	66215.00	66215.00	64890.50	64547.50	74151.00	50323.50
IRON BAR (M.S. BAR) 1/2"	P/TON	66500.00	66500.00	65500.00	67000.00	70500.00	68000.00	67000.00
CARPENTER WAGE RATE	P/DAY	1200.00	1200.00	775.00	800.00	830.36	675.00	825.00
MASON (RAJ) WAGE RATE	P/DAY	1200.00	1200.00	775.00	800.00	926.79	725.00	1050.00
UNSKILLED LABOUR WAGE RATE	P/DAY	700.00	700.00	500.00	500.00	600.00	475.00	650.00
PLUMBER WAGE RSTE	P/DAY	1200.00	1200.00	775.00	800.00	826.79	0.00	800.00
ELECTICIAN WAGE RATE PER DAY **	P/DAY	0.00	0.00	0.00	0.00	828.57	0.00	700.00
ELECTICIAN WAGE RATE PER POINT **	P/PNT	195.00	202.50	135.00	170.00	152.50	137.50	137.50
WATER CHARGES PER HOUSE	P/MONTH	139.00	96.00	80.00	80.00	300.00	30.00	100.00
ELECT.CHARGES UPTO 50 UNITS	P/UNIT	2.00	2.00	2.00	2.00	2.00	2.00	2.00
ELECT.CHARGES 01 - 100 UNIT	P/UNIT	6.18	6.18	6.18	6.18	6.18	6.18	6.18
ELECT.CHARGES 101 - 300 UNIT	P/UNIT	9.54	9.54	9.54	9.54	9.54	9.54	9.54
ELECT.CHARGES 301 - 1000 UNIT	P/UNIT	16.39	16.39	16.39	16.39	16.39	16.39	16.39
ELECT.CHARGES ABOVE 1000 UNIT	P/UNIT	18.39	18.39	18.39	18.39	18.39	18.39	18.39
ELEC	PM	10.50	10.50	10.50	10.50	10.50	10.50	10.50
GAS CHRGR upto 3.3719 MMBTU	MMBTU	128.70	128.70	128.70	128.70	128.70	128.70	128.70
GAS CHRGR 3.3719 - 6.7438 MMBTU	MMBTU	257.40	257.40	257.40	257.40	257.40	257.40	257.40
GAS CHRGR 6.7438 - 10.1157 MMBTU	MMBTU	257.40	257.40	257.40	257.40	257.40	257.40	257.40
GAS CHRGR10.1157 - 13.4876 MMBTU	MMBTU	702.00	702.00	702.00	702.00	702.00	702.00	702.00
GAS	PM	702.00	702.00	702.00	702.00	702.00	702.00	702.00
GAS	PM	409.50	409.50	409.50	409.50	409.50	409.50	409.50
KEROSENE OIL	LTR	100.00	100.00	88.50	100.00	68.50	82.50	78.00
FIREWOOD WHOLE	40 KG.	741.67	785.00	510.00	625.00	731.43	500.00	700.00
CHAIR SHESHAM WOOD WITH ARMS **	EACH	3458.33	3587.50	3100.00	3250.00	2100.00	3250.00	2250.00
CHAIR PLASTIC (CHAIRMAN) AVERAGE QUALITY	EACH	725.00	725.00	725.00	825.00	825.00	775.00	525.00
TABLE SHESHAM WOOD (4X2X5") ***	EACH	5750.00	5750.00	5750.00	4250.00	10071.43	6500.00	10250.00
SOFASET WOODEN WITH FOAM SEAT **	SET	20500.00	21812.50	20500.00	16250.00	19285.71	23000.00	17750.00
COT IRON (WITH NIWAR)AV.QLTY.	EACH	1966.67	2087.50	1800.00	1650.00	2500.00	2400.00	1900.00
ALMIRAH (STEEL) 6'X3' 20 GUAGE	EACH	8558.33	8750.00	8200.00	7750.00	9964.29	12000.00	9300.00
DINNING TABLE 6 CHAIRS A.QLTY	SET	21666.67	24000.00	21000.00	21250.00	21142.86	27000.00	25000.00
SINGLE BED WITHOUT FOAM MED.	EACH	4900.00	4900.00	4750.00	5250.00	7928.57	10500.00	10500.00
MATRESS SINGLE(4"THICK)	EACH	4900.00	4900.00	4900.00	4800.00	5200.00	5700.00	5000.00
FARSHI DARI 12'X9' AV.QLTY	EACH	1954.17	2000.00	1750.00	1075.00	1607.14	1200.00	925.00
DARI COTTON (6'x2 1/2) AV.QL	EACH	925.00	915.63	875.00	412.50	459.64	1000.00	450.00
CARPET PLAIN AV. QLTY	SQFT.	28.92	29.00	25.50	32.50	37.50	35.00	37.50
QUILT (LIHAF) 3 KG. COTTON	EACH	1129.17	1193.75	975.00	625.00	1400.00	1200.00	954.91
BLANKET (90" x 54")	EACH	4000.00	4075.00	3100.00	2950.00	5000.00	3800.00	2900.00
BEDSHEET SINGLE BED SUP.QLTY	EACH	614.58	646.88	575.00	487.50	546.43	550.00	475.00
BED SHEET DOUBLE WITH TWO PILLOW COVERS SUP.QLTY	SET	1295.83	1375.00	1325.00	1050.00	932.14	1000.00	1150.00
TOWEL(3'x2) AV. QALTY	EACH	389.58	405.00	355.00	287.50	276.43	350.00	185.00
CEILING FAN 48" SUPER QLTY **	EACH	3175.00	3175.00	3275.00	2800.00	2750.00	3495.00	2700.00
PEDESTAL FAN 22" SUPER QLTY	EACH	3475.00	3475.00	3700.00	3600.00	4000.00	5260.00	4100.00
REFG. DAWLENCE 10 CFT. D.DOOR	EACH	30500.00	30500.00	30500.00	31000.00	35000.00	30400.00	31000.00
D-FREEZER WAVES 8 CFT.	EACH	30400.00	30400.00	30400.00	30400.00	28000.00	30400.00	31000.00
AIRCONDITIONER 1.5 TON PEL	EACH	41000.00	41000.00	41000.00	42400.00	44000.00	42000.00	48000.00
SPLIT AIR CONDITIONER 1.5 TON (SPECIFY BRAND NAME)	EACH	41500.00	41500.00	41500.00	44300.00	48000.00	46000.00	46000.00
AIRCOOLER SUPER ASIA	EACH	8500.00	8500.00	11600.00	12250.00	13500.00	10000.00	12500.00
WASHING MACHINE SINGER	EACH	15880.00	15880.00	15600.00	15880.00	15880.00	15880.00	15600.00
SEWING MACHINE(SINGER)	EACH	6095.00	6095.00	6095.00	6095.00	6495.00	6795.00	5860.00
GIZER LARGE SIZE 30 GALLON CAPACITY SUP QLTY	EACH	22900.00	22900.00	24500.00	14750.00	22900.00	21400.00	13200.00
GAS BURNER DOUBLE SPFY.BRAND	EACH	1920.83	2050.00	1750.00	1850.00	1750.00	1400.00	1300.00
ELECT. IRON PHILIPS MDL.1120	EACH	2100.00	2100.00	1900.00	1975.00	1300.00	2750.00	2200.00
ELECTRIC JUICER FOR APPLE	EACH	7550.00	7550.00	7100.00	7375.00	13000.00	9250.00	4500.00
S.STEEL DEGHCHI MEDIUM SIZE ***	EACH	741.67	756.25	610.00	612.50	735.71	475.00	1185.00
ALUMINIUM COOKING PAN (DEGCHI ) MED SIZE	EACH	679.17	706.25	525.00	575.00	664.29	450.00	928.00
NON STICK COOKING PAN (DEGCHI ) SUP. QLTY	EACH	1129.17	1156.25	875.00	975.00	1085.71	1150.00	1550.00
FRYING PAN STEEL AVG. QLTY MED. SIZE	EACH	512.50	512.50	475.00	375.00	630.36	450.00	575.00
TAWA IORN (MEDIUM SIZE) AVG. QLTY	EACH	315.83	346.25	310.00	255.00	482.14	475.00	412.50
S.STEEL PLATE A.QLTY.(M.SIZE)	EACH	90.83	87.50	87.50	57.50	78.93	65.00	110.00

Contd.

### 7.11 Intercity Consumer Prices December, 2015

Description	Unit	Rawalpindi	Islamabad	Attock	Jhelum	Lahore	Sahiwal	Gujranwala
TABLE SPOON S.STEEL SUP.QLTY.	DOZEN	411.67	411.88	375.00	375.00	366.07	475.00	575.00
WATER SET JUG+6 GLASSES (OMROC)	SET	432.08	432.50	410.00	410.00	730.36	470.00	350.00
TEA SET PAK. CHINAWARE 21 PCS.	SET	2229.17	2250.00	1900.00	1850.00	1557.14	2200.00	1800.00
DINNER SET PLASTIC 72 PIECES SUPERIOR QLTY	SET	7408.33	7650.00	6650.00	4750.00	5785.71	6450.00	5900.00
HOTPOT SET PLASTIC 3 PCS.	SET	1708.33	1725.00	1625.00	1375.00	1510.71	1275.00	1150.00
BUCKET(BALTI) PLASTIC MED.SIZ	EACH	257.50	273.75	245.00	315.00	478.57	300.00	300.00
LOTA PLASTIC (MED SIZE) AVERAGE QUALITY	EACH	62.92	73.13	42.50	37.50	50.00	75.00	40.00
PRESURE COOKER 4 LTR.	EACH	1775.00	1775.00	1575.00	1675.00	1540.00	1200.00	1750.00
WATER COOLER 9/10 LTR.PLASTIC ***	EACH	605.42	625.00	475.00	512.50	575.00	650.00	700.00
THERMOS STARVAC 1 LTR	EACH	487.50	525.00	475.00	437.50	525.00	450.00	600.00
BULB PHILIPS 100-WATTS	EACH	35.00	35.00	27.50	35.00	35.00	33.50	30.00
TUBE LIGHT PHILIPS 40 WATTS	EACH	100.00	100.00	110.00	110.00	100.00	95.00	100.00
ELECTRIC BLUBS "0" WATTE LOCAL	EACH	27.50	27.50	27.50	25.00	20.00	25.00	18.00
ELECTRIC BLUB ENERGY SAVER 14 WATTS	EACH	167.50	167.50	165.00	167.50	170.00	160.00	160.00
WASHING SOAP 250 GMS SPECIFY BRAND NAME	EACH	40.00	40.00	40.00	40.00	40.00	40.00	38.00
SURF EXCEL 400 GMS POLY BAG	EACH	110.00	110.00	110.00	110.00	125.00	125.00	125.00
WASHING POWDER 1000 GRM	EACH	185.00	185.00	185.00	185.00	185.00	185.00	185.00
WASHING POWDER (WHEEL+ BONUS) 100 GRAMS	EACH	125.00	125.00	110.00	125.00	90.00	95.00	90.00
CLEANSER POWDER VIM 1000 GM	PKT.	83.33	83.33	83.33	83.33	77.78	77.78	77.78
FINIS 500 ML	BOTTLE	250.00	250.00	250.00	250.00	229.41	196.87	193.75
PHNYLE TYPHONE/FINIS/CARRANITE 3 LITRES	BOTTLE	180.00	180.00	169.09	180.00	145.00	150.00	140.00
HARPIC	BOTTLE	145.00	145.00	145.00	145.00	145.00	145.00	145.00
BOOT POLISH CHERRY/KIWI 50ML	EACH	119.05	119.05	119.05	119.04	100.00	111.11	111.11
ROBIN BLUE (35 GRAMS)	PKT.	50.00	50.00	50.00	50.00	50.00	50.00	50.00
TISSU PAPER PERFUMED 100 PCS.	PKT	110.00	110.00	110.00	110.00	125.00	95.00	105.00
TOILET PAPER ROLL (R.PETEL)	P/ROLL	40.00	40.00	40.00	38.00	40.00	40.00	38.00
BOOT POLISH LIQUID CHEERY BLOSSOM KIWI 75 ML	BOTTLE	150.00	150.00	140.00	150.00	150.00	150.00	140.00
MATCH BOX SMALL	EACH	2.00	2.00	9.50	2.00	1.00	2.00	2.00
DRY CELL 1.5 VOLT(LOCAL)	EACH	30.00	30.00	30.00	22.50	25.00	30.00	15.00
HAND STITCHING NEEDLE M.SIZE	PACKET	10.00	10.00	7.75	9.00	7.50	10.00	5.00
SEWING MACHINE NEEDLE (SINGER)	EACH	5.00	5.00	5.00	5.00	10.00	5.00	6.00
HOUSEHOLD SERVANT FEMALE P/T	P/MNTH	1858.33	2000.00	1300.00	1700.00	1878.57	1500.00	1550.00
MARRIAGE HALL WITH FURNITURE	P/HEAD	146.25	155.00	125.00	125.00	147.50	150.00	115.00
SEPTRAN TABLETS	10TAB.	16.00	16.00	16.00	16.00	16.10	16.50	16.00
BRUFEN TABS 200-MG.	10TAB.	10.00	10.00	10.00	10.00	10.00	10.00	10.00
PANADOL TAB. EXTRA/PLAIN	10TAB.	10.00	10.00	10.00	10.00	10.00	10.00	10.00
DISPRIN TAB.	10TAB.	10.00	10.00	10.00	10.00	10.00	10.00	10.00
TRISIL TAB.	10 TAB	10.00	10.00	10.00	10.00	10.00	10.00	10.00
FLAGYL TAB. 200 MG.	10TAB.	10.00	10.00	10.00	10.00	10.00	10.00	10.00
VENTOLIN TAB. 2MG.	10TAB.	9.00	9.00	9.00	9.00	9.00	9.00	9.00
DAONIL TAB. 5 MG.	10TAB.	17.00	17.00	17.00	17.00	17.00	17.00	17.00
ENTOX TAB.	10TAB.	10.00	10.00	10.00	10.00	10.00	10.00	10.00
RENITEC TAB. 5 MG.	10TAB.	59.00	59.00	59.00	59.00	59.00	59.00	59.00
CAC. 1000 TAB	BOTTLE	122.00	122.00	122.00	122.00	122.00	122.00	122.00
AMOXIL CAPSOLE 250 MG.S	10CAP.	36.00	36.00	36.00	36.00	36.00	36.00	36.00
CALCIUM SYRUP SANDOZ	BOTTLE	64.00	64.00	64.00	64.00	64.00	64.00	64.00
LEDERPLEX SYRUP	BOTTLE	35.00	35.00	35.00	35.00	35.00	35.00	35.00
SANCOS SYRUP (50 ML.)	BOTTLE	30.00	30.00	30.00	30.00	30.00	30.00	30.00
PHENERGAN SYRUP 120 ML.	BOTTLE	33.00	33.00	33.00	33.00	33.00	33.00	33.00
CALPOL SYRUP 60 ML.	BOTTLE	28.00	28.00	28.00	28.00	28.00	28.00	28.00
HYDRYLLIN SYRUP 120 ML.	BOTTLE	65.00	65.00	65.00	65.00	65.00	65.00	65.00
POLYFAX EYE OINTMENT	TUBE	21.00	21.00	21.00	21.00	21.00	21.00	21.00
BETNESOL EYE DROPS	BOTTLE	33.89	33.89	33.89	33.89	33.89	33.89	33.89
EAR DROPS (CARDISPORINE) ***	BOTTLE	21.00	21.00	21.00	21.00	21.00	21.00	21.00
BETNOVATE-N OINTMENT 5 GMS	TUBE	16.00	16.00	16.00	16.00	16.00	16.00	16.00
BURNOL CREAM 30 GRM	TUBE	16.00	16.00	16.00	16.00	16.00	16.00	16.00
VICKS VAPORUB/BALM	BOTTLE	36.00	36.00	36.00	36.00	36.00	36.00	36.00
GLYCRINE SMALL BOTTLE	BOTTLE	28.00	28.00	22.50	25.00	35.00	25.00	17.00
JOUHAR JOSHANDA	PKT.	8.00	8.00	8.00	8.00	8.00	8.00	8.00
GALXOS-D (450 GRMS)	PKT.	168.75	168.75	168.75	168.75	157.50	168.75	157.50
GRIPE-WATER WOODWARDS	BOTTLE	55.00	55.00	55.00	55.00	55.00	55.00	55.00
SANIPLAST ONE PUTTY	EACH	2.00	2.00	2.00	2.00	2.00	2.00	1.50
O.R.S. (NIMCOL)	PKT.	17.00	17.00	17.00	17.00	17.00	15.00	17.00
DETTOL (MEDIUM)	BOTTLE	46.80	46.80	46.80	46.80	46.80	46.80	46.80
COTTON BANDAGE 2" - 4"	EACH	9.00	9.00	8.00	9.00	8.00	9.00	7.00
THERMOMETER CHINA	EACH	45.00	45.00	50.00	47.50	42.50	45.00	35.00

Contd.

## 7.11 Intercity Consumer Prices December, 2015

Description	Unit	Rawalpindi	Islamabad	Attock	Jhelum	Lahore	Sahiwal	Gujranwala
DOCTOR (MBBS) CLINIC FEE	P/PAT.	166.67	175.00	110.00	125.00	100.00	250.00	75.00
URINE TEST (DR) CHARGES	P/TEST	150.00	161.25	80.00	100.00	155.00	100.00	100.00
BLOOD TEST (CP) CHARGES	P/TEST	325.00	325.00	200.00	300.00	575.00	225.00	300.00
SUGAR TEST (RANDOM/FASTING BOTH) CHARGES	P/TEST	210.00	300.00	170.00	197.50	150.00	110.00	200.00
ECG CHARGES	P/TEST	264.58	312.50	150.00	250.00	300.00	225.00	200.00
X-RAY (CHEST) CHARGES	PIX-RAY	333.33	375.00	275.00	375.00	375.00	300.00	400.00
CAR SUZUKI 800 CC (W/O. A/C)	EACH	659800.00	659800.00	659800.00	659800.00	637000.00	625000.00	645000.00
CAR SUZUKI 1000 CC	EACH	1081300.00	1081300.00	1081300.00	1081300.00	1065000.00	1034000.00	1060000.00
CAR TOYOTA 1300 CC	EACH	1682000.00	1682000.00	1677000.00	1682000.00	1790500.00	1645500.00	1570000.00
CAR HONDA CIVIC	EACH	2145500.00	2145500.00	2145500.00	2145500.00	2147000.00	1662000.00	2027500.00
MOTORCYCLE HONDA CD-70.	EACH	63500.00	63500.00	63500.00	63500.00	63500.00	63500.00	63500.00
MOTORCYCLE YAMAHA 100CC.	EACH	79300.00	79300.00	79300.00	79300.00	79300.00	79300.00	79300.00
MOTOR CYCLE HERO 70 CC	EACH	44500.00	45000.00	46750.00	48000.00	49000.00	47500.00	42500.00
BICYCLE WITH TYRES & TUBES	EACH	7900.00	7900.00	7900.00	7200.00	7500.00	7100.00	7200.00
TYRE CAR WITH TUBE GENERAL	EACH	3175.00	3175.00	3375.00	3250.00	3000.00	2400.00	3300.00
TYRE MOTOR CYCLE WITHOUT TUBE	EACH	1137.50	1137.50	1250.00	1135.00	1420.00	900.00	1250.00
TYRE CYCLE SPECIFY BRAND NAME	EACH	345.83	355.00	370.00	387.50	330.00	330.00	330.00
TYRE CAR W/O TUBE	EACH	3050.00	3050.00	3275.00	3075.00	2700.00	2200.00	3000.00
PETROL SUPER	LITRE	76.26	76.26	76.26	76.26	76.26	76.26	76.26
HIGH SPEED DIESEL HSD	LITRE	83.79	83.79	83.79	83.79	83.79	83.79	83.79
CNG	K.G.	75.82	75.82	75.82	0.00	67.50	67.50	67.50
GAS CYLINDER STAND. SIZE	EACH	1280.00	1285.00	1205.00	1270.00	1100.00	1200.00	1100.00
MOTOR CYCLE SERVICE CHARGES	EACH	325.00	325.00	290.00	250.00	200.00	187.50	280.00
CAR SERVICE CHARGES	EACH	337.50	375.00	325.00	275.00	300.00	300.00	250.00
TYRE PUNCTURE CHARGES	EACH	75.00	75.00	45.00	70.00	80.00	70.00	50.00
CYCLE OVERHAULING CHARGES	EACH	783.33	825.00	290.00	375.00	319.64	325.00	160.00
CAR TAX FOR 800CC TO 1300CC	YEARLY	2650.00	432.00	2650.00	2650.00	2650.00	2650.00	2650.00
TRAIN FARE ECO. 1-100 KM.	P/KM.	0.68	0.68	0.68	0.68	0.68	0.68	0.68
TRAIN FARE ECO. 101-500 KM.	P/KM.	0.98	0.98	0.98	0.98	0.98	0.98	0.98
TRAIN FARE ECO. > 500 KM.	P/KM.	0.89	0.89	0.89	0.89	0.89	0.89	0.89
TRAIN FARE IST SLP. 1-100KM	P/KM.	2.10	2.10	2.10	2.10	2.10	2.10	2.10
TRAIN FARE IST SLP.101-500 KM	P/KM.	2.59	2.59	2.59	2.59	2.59	2.59	2.59
TRAIN FARE IST SLP. > 500 KM	P/KM.	1.99	1.99	1.99	1.99	1.99	1.99	1.99
TRAIN FARE A/C SLP. 1-100KM.	P/KM	5.76	5.76	5.76	5.76	5.76	5.76	5.76
TRAIN FARE A/C SLP.101-500KM	P/KM.	4.59	4.59	4.59	4.59	4.59	4.59	4.59
TRAIN FARE A/C SLP > 500KM.	P/KM	4.16	4.16	4.16	4.16	4.16	4.16	4.16
PLATFORM TICKET	EACH	10.00	10.00	10.00	10.00	10.00	10.00	10.00
AUTO RICKSHAW FARES	KM/MIN	75.00	0.00	45.00	75.00	50.00	70.00	60.00
FULL TONGA CHARGES	KM/MIN	0.00	0.00	0.00	0.00	80.00	90.00	50.00
TAXI 4 SEATER FARE	KM/MIN	100.00	100.00	75.00	0.00	100.00	100.00	100.00
BUS FARE MIN (WITHIN CITY)	TICKET	11.00	11.00	0.00	11.00	11.00	0.00	10.00
BUS FARE MAX (WITHIN CIT	TICKET	21.50	21.50	0.00	21.50	19.00	0.00	20.00
BUS FARE OUTSIDE CITY	P/KM.	0.93	0.93	0.93	0.93	0.93	0.93	0.93
A/C BUS FARE OUTSIDE CITY	P/KM.	1.55	1.55	1.53	1.55	2.00	1.55	1.45
MINIBUS FARE MIN.WITH IN CITY	TICKET	11.00	11.00	0.00	0.00	11.00	0.00	10.00
MINIBUS FARE MAX.WITH IN CITY	TICKET	21.50	21.50	0.00	0.00	29.00	0.00	20.00
SUZUKI FARE MIN.WITH IN CITY	TICKET	11.00	11.00	10.00	0.00	12.00	0.00	10.00
SUZUKI FARE MAXIMUM W.IN CITY	TICKET	17.00	17.00	10.00	10.00	22.00	0.00	20.00
AIR FARE ECONOMY CLASS.	P/KM.	19.26	19.26	0.00	0.00	19.26	0.00	0.00
POSTAL ENVELOPE DOMESTIC	EACH	8.00	8.00	8.00	8.00	8.00	8.00	8.00
ENVELOPE FOR SAUDI ARABIA	EACH	50.00	50.00	50.00	50.00	50.00	50.00	50.00
POSTAL REGISTRATION CHARGES	EACH	38.00	38.00	38.00	38.00	38.00	28.00	28.00
U.M.S. REG CHARGES MIN.	EACH	58.00	58.00	58.00	58.00	58.00	58.00	59.00
T.C.S. CH. MIN.WITH IN ZONE	EACH	150.00	150.00	150.00	150.00	150.00	150.00	110.00
TELEPHONE CHARGES LOCAL CALL	P/CALL	3.94	3.94	3.94	3.94	3.94	3.94	3.94
TEL CHARGES OUT SIDE CITY	P/CALL	3.94	3.94	3.94	3.94	3.94	3.94	3.94
INTERNET CHARGES	P/HOUR	27.50	27.50	27.50	50.00	15.00	12.00	20.00
MOBILE CELL CHARGES	P/UNIT	3.00	3.00	3.00	3.00	2.50	3.00	3.00
FAX CHARGES (LOCAL)	P/PAGE	12.50	12.50	12.50	12.50	10.00	20.00	30.00
TELEPHONE SET AV. Q.LTY	EACH	625.00	725.00	550.00	825.00	775.00	650.00	450.00
MOBILE SET NOKIA/SONY/ERICSON/SAMSUNG WITHOUT CAMERA	EACH	2133.33	2175.00	2125.00	2525.00	2700.00	2200.00	2825.00
T.V. 20" COLORED WEGA H-A21.	EACH	18108.33	18200.00	18100.00	18100.00	20500.00	18900.00	15000.00
T.V 20" COLOR CHINA/KORIA)	EACH	14250.00	14250.00	14250.00	14250.00	6500.00	13500.00	7000.00
V.C.P. PANASONIC/LG/NAT	EACH	5900.00	5900.00	5550.00	5750.00	4200.00	0.00	0.00
DVD/VCD PLAYER PANASONIC/LG	EACH	3750.00	3750.00	3550.00	3750.00	6542.86	4500.00	4600.00
RADIO WITH C.PLAYER NATIONAL	EACH	2150.00	2150.00	2150.00	2050.00	1825.00	1800.00	2262.50

Contd.

## 7.11 Intercity Consumer Prices December, 2015

Description	Unit	Rawalpindi	Islamabad	Attock	Jhelum	Lahore	Sahiwal	Gujranwala
PERSONNEL COMPUTER (BRANDED)	EACH	69250.00	69250.00	69250.00	69500.00	53000.00	37000.00	37400.00
VID. CASSETTE BLK. TDK/SONY	EACH	144.17	145.00	135.00	175.00	122.50	155.00	0.00
COM. C.D. (TDK/IMATION)	EACH	56.67	59.38	75.00	75.00	37.14	60.00	35.00
TAPE RECORDER CASSETTE BLANK	EACH	42.50	47.50	42.50	47.50	40.00	65.00	35.00
VIDEO GAME SEGA 16 BYTE	EACH	1150.00	1150.00	1175.00	1050.00	1200.00	1650.00	1050.00
CINEMA A/C. HIGH CLASS	TICKET	150.00	0.00	0.00	0.00	115.71	0.00	80.00
CINEMA NON-A/C HIGH CLASS	TICKET	80.00	0.00	0.00	0.00	72.86	50.00	60.00
CABLE CHARGES	PER MONT	325.00	325.00	275.00	300.00	275.00	200.00	300.00
TV.LICENCE FEE DOMESTIC	YEARLY	420.00	420.00	420.00	420.00	420.00	420.00	420.00
ENGLISH BOOK CLASS V1	EACH	78.00	78.00	78.00	78.00	78.00	78.00	78.00
ENGLISH BOOK CLASS IX OR X	EACH	130.00	130.00	130.00	130.00	130.00	130.00	130.00
ENG. BOOK IST.YR COMPLETE SET	EACH	84.00	84.00	84.00	84.00	84.00	84.00	84.00
ENGLISH BOOK BA/B.SC	EACH	178.00	178.00	178.00	178.00	178.00	178.00	178.00
URDU BOOK CLASS V (T.B.BORD)	EACH	71.00	71.00	71.00	71.00	71.00	71.00	71.00
URDU BOOK CLASS IX/X(T.B.B)	EACH	137.00	137.00	137.00	137.00	137.00	137.00	137.00
URDU BOOK IST.YEAR/INTER	EACH	53.00	53.00	53.00	53.00	53.00	53.00	53.00
URDU BOOK BA/B.SC	EACH	140.00	140.00	140.00	140.00	140.00	140.00	140.00
MATHS BOOK CALSS V (T.B.B)	EACH	84.00	84.00	84.00	84.00	84.00	84.00	84.00
MATHS BOOK CLASS IX OR X	EACH	270.00	270.00	270.00	270.00	270.00	270.00	270.00
MATHS BOOK IST.YEAR (T.B.B)	EACH	156.00	156.00	150.00	156.00	156.00	156.00	156.00
PAKISTAN STUDIES BOOK BA/B.SC	EACH	125.00	125.00	125.00	125.00	125.00	125.00	125.00
DAILY "DAWN"	P/COPY	19.00	19.00	19.00	19.00	19.00	19.00	19.00
DAILY "JANG"	P/COPY	12.00	12.00	12.00	12.00	12.00	12.00	12.00
DAILY "NAWA-E-WAQT"	P/COPY	12.00	12.00	12.00	12.00	12.00	12.00	12.00
WEEKLY "AKHBAR-E-JAHAN"	P/COPY	55.00	55.00	55.00	55.00	55.00	55.00	55.00
WEEKLY "MAG"	P/COPY	45.00	45.00	45.00	45.00	45.00	45.00	45.00
MONTHLY "NAUNEHAL DIGEST"	P/COPY	35.00	35.00	35.00	35.00	35.00	35.00	35.00
PAPER FOOLSCAPE (27"x17")	QUIRE	57.50	57.50	57.50	55.00	25.00	25.00	30.00
EXERCISE.BOOK LINED 80/100 PGS	EACH	62.50	67.50	62.50	57.50	30.00	35.00	32.50
PENCILGOLDFISH/DEER	EACH	8.00	8.00	8.00	8.00	6.00	6.00	7.00
PEN INK DOLLOR 57 ML BOTTLE	EACH	25.00	25.00	25.00	20.00	20.00	20.00	20.00
PHOTOSTATE PAPER 70 GM	PRT	365.00	365.00	365.00	305.00	350.00	330.00	350.00
BALL PEN (local)	EACH	8.00	8.00	8.00	8.00	6.00	6.00	5.00
FOUNTAIN PEN HEROWINGS/CHINA	EACH	47.50	47.50	47.50	46.25	60.00	50.00	40.00
PRIVATE SCHOOL FEE ENGLISH MEDIUM AVERAGE STANDARD (CLASS I)	PER MONTH	3245.83	3090.63	1112.50	1972.50	1571.43	2087.50	1550.00
PRIVATE SCHOOL FEE ENGLISH MEDIUM AVERAGE STANDARD (CLASS V)	PER MONTH	3229.17	3184.38	1300.00	1950.00	1750.00	2087.50	1650.00
PRIVATE SCHOOL FEE ENGLISH MEDIUM AVERAGE STANDARD (CLASS VI)	PER MONTH	3279.17	3359.38	1312.50	1997.50	1967.86	2112.50	1800.00
PRIVATE SCHOOL FEE ENGLISH MEDIUM AVERAGE STANDARD (CLASS X)	PER MONTH	3575.00	3681.25	1725.00	2205.00	2478.57	2275.00	2200.00
PRIVATE MEDICL COLLEGE FEE MBBS (IST YEAR)	PER MONTH	50468.75	50468.75	50468.75	0.00	30208.00	0.00	0.00
PRIVATE ENGINEERING COLLEGE FEE (ISTR YEAR)	PER MONTH	14975.25	14975.25	11011.50	0.00	19550.00	0.00	0.00
GOVT. COLLEGE FEE IST. YEAR	MONTH	50.00	195.00	50.00	50.00	60.00	50.00	50.00
GOVT. COLLEGE FEE 4TH. YEAR	MONTH	60.00	225.00	60.00	60.00	70.00	60.00	60.00
GOVT. UNIVERSITY FEE MSC.	MONTH	77.50	1000.00	77.50	80.00	97.79	80.00	115.00
GOVT. MED. COLLEGE FEE MBBS	MONTH	873.00	873.00	873.00	0.00	1250.00	1250.00	0.00
GOVT. ENGG. COLL. FEE I YEAR	MONTH	600.00	600.00	600.00	0.00	750.00	500.00	0.00
COACHING FEE FOR CLASS IX/X	PER MONTH	2750.00	2987.50	1550.00	3000.00	1828.57	1400.00	600.00
COACHING CHARGES FOR CLASS IST YEAR/INTER (SCIENCE)	PER MONTH	3250.00	3450.00	2200.00	3500.00	2821.43	2300.00	1200.00
COACHING CHARGES FOR CLASS IST YEAR/INTER (COMMERCE)	PER MONTH	2691.67	3062.50	1900.00	3500.00	2792.86	1300.00	1200.00
I.T. TUITION FEES	PER MONTH	2100.00	2100.00	1450.00	3231.25	6066.80	1500.00	4500.00
MBA TUITION FEES	PER MONTH	13955.00	13955.00	7667.00	4500.00	15687.50	0.00	7000.00
BREAD TANDOORI ST. SIZE	EACH	7.50	7.50	6.50	6.00	6.00	6.00	6.00
COOKED MUTTON (AV. HOTEL)	PLATE	155.00	157.50	190.00	155.00	200.71	150.00	120.00
COOKED BEEF (AV. HOTEL)	PLATE	89.17	92.50	75.00	85.00	78.21	80.00	62.50
COOKED DAL (AV. HOTEL)	PLATE	59.17	67.50	57.50	55.00	50.71	40.00	40.00
CHICKEN BIRYANI FULL/DOUBLE	PLATE	125.00	135.00	165.00	110.00	131.96	130.00	110.00
TEA PREPARED (ORDINARY)	CUP	20.00	20.00	20.00	20.00	19.21	20.00	20.00
HAIRCUT CHARGES FOR MEN	P/CUT	86.25	102.50	75.00	60.00	112.86	100.00	60.00
BEAUTY PORL HAIR STYL CHARGE	P/STY.	391.67	475.00	275.00	475.00	341.07	250.00	350.00
SHAVING CHARGES	PER SHV	49.58	60.00	55.00	45.00	55.71	40.00	40.00
LIPSTICK S.MISS/MEDORA	EACH	110.00	110.00	115.00	110.00	120.00	110.00	110.00
NAIL POLISH S.MISS/MEDORA	EACH	115.00	115.00	105.00	115.00	110.00	95.00	60.00
PERFUME MED.SIZE MEDORA/BROACH	EACH	200.00	200.00	200.00	200.00	180.00	170.00	120.00
HAIR-OIL AMLA/CHAMBELI	BOTTLE	100.00	100.00	115.00	110.00	130.00	120.00	110.00
TOILET SOAP LUX 95 GRAMS	EACH	34.70	34.70	34.70	34.70	34.70	34.70	34.70
TOILET SOAP LIFEBOUY 140 GRM	EACH	35.00	35.00	35.00	35.00	37.00	37.00	37.00
TOILET SOAP SAFEGUARD BATH SIZE	EACH	46.00	46.00	46.00	46.00	46.00	46.00	50.00

Contd.



### 7.11 Intercity Consumer Prices December, 2015

Description	Unit	Rawalpindi	Islamabad	Attock	Jhelum	Lahore	Sahiwal	Gujran-wala
TOOTHPASTE MACKLINES 70 GRM	EACH	50.00	50.00	50.00	50.00	50.00	50.00	50.00
TOOTHPAST MED SIZE CLGATE 70 GMS	EACH	75.00	75.00	75.00	75.00	61.00	65.00	60.67
TOOTHBRUSH SHEILD A/PLAUQUE	EACH	25.00	25.00	25.00	25.00	35.00	55.00	50.00
TOOTHPOWDER DENTONIC 90 GRM	EACH	28.00	28.00	28.00	28.00	28.00	28.00	25.00
HAIR-COLOUR BEGIN (6 GMS)	EACH	100.00	100.00	100.00	105.00	100.00	100.00	100.00
HAIR COLOUR (KALAKOLA)	BOTTLE	130.00	130.00	130.00	130.00	130.00	120.00	140.00
FACECREAM PONDS (MEDIUM)	EACH	120.00	120.00	120.00	120.00	110.00	110.00	110.00
TALC POWDER VICE ROAY,B.CAT	EACH	145.00	145.00	145.00	145.00	130.00	150.00	135.00
BLADE TREET ORDINARY 10'S	PKT.	40.00	40.00	40.00	35.00	35.00	32.00	40.00
BLADE 7-O-CLOCK STAIN. 5'S	PKT.	35.00	35.00	35.00	35.00	32.00	30.00	35.00
SHAMPOO SUNSILK/PAINTIN 100 ML	BOTTLE	110.00	110.00	110.00	110.00	110.00	110.00	110.00
BEAUTY CREAM (FAIR & LOVELY)	EACH	70.00	70.00	70.00	70.00	99.00	165.00	165.00
HAIR REMOVING CREAM (EU-CREAM)	TUBE	65.00	65.00	65.00	65.00	65.00	65.00	65.00
GEL MEDIUM SIZE	BOTTLE	102.50	107.50	100.00	127.50	65.00	120.00	65.00
DISPOSABLE RAZOR GILLET-II	EACH	42.50	42.50	42.50	40.00	35.00	45.00	43.00
SHAVING CREAM TOUCH-ME/ADM.	EACH	65.00	65.00	65.00	65.00	65.00	60.00	65.00
GOLD TEZABI 24 CT	10 GM.	37885.00	37885.00	37885.00	37470.00	37760.00	37637.00	37380.00
SILVER TEZABI 24 CT	10 GM.	585.00	585.00	590.00	605.00	566.00	574.17	583.00
ARTIFICIAL JEWELLARY SET	SET	1283.33	1325.00	850.00	687.50	1157.14	500.00	800.00
WRIST WATCH GENTS CITIZEN (ORIGINAL) ***	EACH	4900.00	4900.00	4900.00	3750.00	7785.71	4250.00	2500.00
WRIST WATCH LADIES CITIZEN (ORIGINAL) ***	EACH	4900.00	4900.00	4900.00	3750.00	8428.57	4250.00	2500.00
WALL CLOCK QUARTZ AV.QLTY	EACH	520.83	550.00	550.00	310.00	864.29	600.00	487.50
SUITCASE REXIN (24"x16"x6")	EACH	1775.00	1775.00	1650.00	850.00	989.29	1050.00	725.00
TRUNK MEDIUM SIZE ***	EACH	2250.00	2243.75	2250.00	1950.00	2246.43	2000.00	1525.00
PURSE LADIES (LEATHER) AVERAGE QUALITY	EACH	529.17	612.50	525.00	437.50	1400.00	712.50	712.50

### 7.11 Intercity Consumer Prices December, 2015

Description	Unit	Wazira- bad	Sialkot	Faisalabad	Jhang	Multan	Muzaffar- garh	D.G. Khan
WHEAT	10 KG.	375.00	380.00	340.00	316.00	335.00	335.00	337.50
WHEAT FLOUR FINE/SUPERIOR.	KG.	42.00	50.00	43.75	40.00	42.00	41.00	40.00
WHEAT FLOUR AVG. QLTY	KG.	40.00	39.75	36.50	39.00	38.50	38.00	37.50
WHEAT FLOUR BAG	10 KG.	385.00	397.50	385.00	380.00	386.67	380.00	375.00
MAIDA	KG.	50.00	50.00	50.00	45.00	46.00	49.00	50.00
SUJI	KG.	50.00	50.00	50.00	48.00	47.00	49.00	50.00
BESAN AV. QLTY.	KG.	117.50	135.00	115.00	110.00	120.83	127.50	120.00
RICE BASMATI SUP. QLTY.	KG.	80.00	77.50	100.00	70.00	115.00	110.00	90.00
RICE BASMATI 385/386	KG.	52.50	70.00	65.00	55.00	72.50	67.50	70.00
RICE BASMATI BROKEN AV.QLTY	KG.	50.00	50.00	57.50	45.00	67.50	62.50	60.00
RICE IRRI-6 (SINDH/PUNJAB)	KG.	52.50	47.50	50.00	36.00	35.00	35.00	35.00
VERMICELLI	KG.	80.00	75.00	85.00	68.00	80.00	77.50	80.00
BREAD PLAIN MEDIUM SIZE	EACH	40.00	40.00	40.00	40.00	45.00	45.00	45.00
RUSK (PAPAY)	KG.	160.00	140.00	195.00	160.00	220.00	200.00	200.00
BISCUITS-PACKED	PKT	35.00	35.00	35.00	35.00	35.00	35.00	35.00
BISCUIT-BAKERY (LOOSE)	250 GM	100.00	80.00	73.75	70.00	90.00	70.00	80.00
CORNFLAKS FAUJI 225 GM.	PKT	180.00	166.50	195.00	180.00	180.00	180.00	198.00
SAMOSA (VEGATABLE)	EACH	10.00	15.00	19.00	15.00	14.67	13.50	10.00
PASTRY AV.QLTY.	EACH	30.00	25.00	23.75	35.00	35.83	22.50	30.00
PATTIES (VEGATABLES)	EACH	15.00	20.00	23.75	30.00	29.17	25.00	20.00
NIMCO	250 GM	50.00	50.00	67.50	65.00	72.50	70.00	65.00
CHIPS	250 GM	62.50	65.00	66.25	100.00	83.33	82.50	65.00
BEEF WITH BONE AV.QLTY.	KG	290.00	300.00	290.00	300.00	320.00	300.00	300.00
MUTTON AV.QLTY.	KG	575.00	650.00	600.00	650.00	675.00	575.00	625.00
CHICKEN FARM BROILER (LIVE)	KG	142.00	155.00	140.00	150.00	142.50	142.50	135.00
FISH-RAHU MEDIUM SIZE	KG	250.00	250.00	290.00	320.00	273.33	275.00	260.00
MILK FRESH (UNBOILED)	LTR.	80.00	70.00	70.00	70.00	75.00	70.00	70.00
CURD	KG.	90.00	80.00	80.00	80.00	90.00	80.00	85.00
MILK TETRA PACK 1/2 LTR.	PKT.	60.00	60.00	60.00	60.00	60.00	60.00	60.00
LACTOGEN 400 GRAMS	PKT.	430.00	435.00	435.00	425.00	435.00	435.00	435.00
POWDER MILK NIDO 400GM.	PKT	380.00	380.00	360.00	375.00	380.00	380.00	390.00
MILK POWDER LOOSE/PACKED	KG.	400.00	460.00	525.00	400.00	512.50	525.00	640.00
BUTTER LOCAL PACKED	50 GM.	35.00	25.00	35.00	30.00	27.00	27.00	25.00
EGGS FARM	DOZ	100.00	100.00	93.75	90.00	98.33	102.50	100.00
MUSTARD OIL AV.QLTY.	KG.	160.00	150.00	200.00	160.00	168.33	170.00	170.00
COOKING OIL (DALDA)	2.5LTR	467.00	467.00	445.00	440.00	445.00	445.00	465.00
COOKING OIL (PAKWAN) OTHER BRAND SPECIFY	2.5 LTR	420.00	420.00	445.00	420.00	452.50	452.50	490.00
VEGETABLE GHEE TIN	2.5KG.	452.00	452.00	450.00	440.00	440.00	440.00	440.00
VEGETABLE GHEE (LOOSE)	KG.	130.00	135.00	129.00	160.00	142.50	145.00	140.00
DATES AV.QLTY.	KG.	150.00	170.00	190.00	160.00	171.67	190.00	160.00
PISTACHIO AV.QLTY.	50 GM.	125.00	135.00	78.75	100.00	122.50	132.50	120.00
ALMONDS WHOLE AV.QLTY.	KG.	525.00	575.00	575.00	650.00	496.67	525.00	550.00
COCONUT DRY AV.QLTY.	KG.	250.00	245.00	290.00	220.00	282.50	290.00	250.00
RAISINS AV.QLTY.	50 GM.	25.00	20.00	21.75	20.00	19.67	22.50	15.00
GROUNDNUTS (WITH SHELL)	KG.	210.00	200.00	200.00	160.00	186.67	200.00	145.00
MALTA/MOSAMBI	DOZ	130.00	110.00	80.00	80.00	95.00	95.00	90.00
KINNU	DOZ	67.50	80.00	60.00	60.00	95.00	95.00	70.00
APPLE	KG	85.00	85.00	100.00	90.00	126.67	130.00	80.00
ALOO BUKHARA	KG	0.00	0.00	0.00	0.00	0.00	0.00	0.00
POMEGRANATE (ANNAR)	KG	180.00	200.00	150.00	130.00	175.00	190.00	200.00
GRAPES	KG	0.00	0.00	0.00	0.00	0.00	0.00	0.00
BANANAS	DOZ	67.50	55.00	45.00	50.00	70.83	75.00	65.00
MANGO KALMI	KG	0.00	0.00	0.00	0.00	0.00	0.00	0.00
GUAVA	KG	52.50	65.00	50.00	80.00	75.00	75.00	60.00
WATERMELON (TURBOOZ)	KG	0.00	0.00	0.00	0.00	0.00	0.00	0.00
MUSKMELON (KHARBOOZA)	KG	0.00	0.00	0.00	0.00	0.00	0.00	0.00
SWEETMELON (GARMA)	KG	0.00	0.00	0.00	0.00	0.00	0.00	0.00
PULSE MASOOR (WHOLE)	KG.	130.00	140.00	120.00	120.00	125.83	142.50	140.00
PULSE MASOOR (WASHED)	KG.	160.00	155.00	160.00	140.00	144.17	155.00	140.00
PULSE MOONG (WASHED)	KG.	150.00	165.00	160.00	150.00	147.50	147.50	150.00
PULSE MASH (WASHED)	KG.	245.00	250.00	240.00	250.00	255.00	255.00	240.00
PULSE GRAM	KG.	117.50	122.50	120.00	105.00	117.50	122.50	120.00

Contd.

### 7.11 Intercity Consumer Prices December, 2015

Description	Unit	Wazira- bad	Sialkot	Faisalabad	Jhang	Multan	Muzaffar- garh	D.G. Khan
GRAM WHOLE BLACK AV.QLTY.	KG.	112.50	120.00	105.00	110.00	117.50	117.50	120.00
GRAM WHOLE YELLOW AV.QLTY	KG.	100.00	140.00	105.00	120.00	122.50	122.50	120.00
BEANS (LAL LOBIA)	KG.	130.00	157.50	140.00	160.00	155.00	170.00	180.00
POTATOES	KG	30.00	30.00	31.25	30.00	32.50	32.50	40.00
ONION	KG	50.00	55.00	45.00	50.00	47.50	47.50	50.00
TURNIP	KG	20.00	20.00	16.25	20.00	19.17	17.50	20.00
RADISH	KG	15.00	25.00	13.75	10.00	15.00	17.50	20.00
TOMATOES	KG	70.00	60.00	65.00	50.00	57.50	45.00	50.00
CABBAGE	KG	30.00	20.00	17.50	25.00	27.50	27.50	30.00
CAULIFLOWER	KG	15.00	25.00	20.00	20.00	19.17	17.50	30.00
BRINJAL	KG	42.50	30.00	26.25	25.00	32.50	32.50	30.00
PUMPKIN	KG	0.00	0.00	0.00	0.00	0.00	0.00	0.00
BOTTLEGOURD	KG	0.00	0.00	0.00	0.00	0.00	0.00	0.00
LADY FINGER	KG	0.00	0.00	0.00	0.00	0.00	0.00	0.00
PEAS	KG	45.00	35.00	36.25	40.00	55.83	55.00	60.00
SPINACH	KG	20.00	37.50	17.50	15.00	17.50	17.50	20.00
TINDA	KG	0.00	0.00	0.00	0.00	0.00	0.00	0.00
TURAI	KG	0.00	0.00	0.00	0.00	0.00	0.00	0.00
KARAILA	KG	0.00	0.00	0.00	0.00	0.00	0.00	0.00
ARVI	KG	0.00	0.00	0.00	0.00	0.00	0.00	0.00
CHILLIES GREEN	KG	57.50	80.00	60.00	60.00	55.83	55.00	60.00
CARROT	KG	17.50	20.00	26.25	15.00	27.50	27.50	30.00
COCUMBER (KHEERA)	KG	40.00	50.00	50.00	50.00	45.00	42.50	50.00
LEMON	250GM	20.00	20.00	12.50	80.00	21.67	22.50	30.00
SUGAR REFINED	KG.	57.50	56.00	56.00	55.00	54.00	54.00	56.00
GUR AV.QLTY	KG.	82.50	90.00	85.00	85.00	72.50	72.50	70.00
HONEY LANGANESE 500 GM.	BOTTLE	830.00	692.00	820.00	840.00	850.00	850.00	925.00
MILO 200 GM.	BOTTLE	186.66	222.00	225.00	170.00	200.00	200.00	250.00
CUSTARD POWDER RAFHAN 300 GM.	PKT	75.00	75.00	80.00	80.00	80.00	80.00	75.00
TOFFEE (HILAL)	EACH	1.00	1.00	2.00	2.00	1.00	1.00	1.00
CHOWKELATE CANDY (SMALL SIZE)	EACH	5.00	5.00	5.00	5.00	5.00	5.00	5.00
SWEETMEAT (MIXED)	KG	280.00	260.00	255.00	280.00	291.67	280.00	290.00
ICE CREAM WALLS	CUP.	40.00	40.00	40.00	40.00	40.00	40.00	40.00
ICE	KG	5.00	10.00	10.00	10.00	4.00	3.50	6.00
JAM AHMED/MITCHELLES	BOTTLE	130.00	125.00	140.00	130.00	130.00	130.00	140.00
SQUASH-MITCHELLES	BOTTLE	145.00	135.00	155.00	160.00	160.00	160.00	160.00
ROOH AFZA	BOTTLE	150.00	150.00	160.00	150.00	150.00	150.00	150.00
JAM-E-SHIREEN	BOTTLE	155.00	160.00	160.00	150.00	160.00	160.00	160.00
SAUNF	50 GM	20.00	17.50	17.50	15.00	16.67	19.00	12.00
CINAMON LOOSE AV. QLTY	50 GM.	30.00	20.00	25.00	30.00	24.00	23.50	20.00
CUMINSEED WHITE NATIONAL	50 GM.	52.00	52.00	54.00	55.00	52.00	52.00	52.00
PEPPER BLACK NATIONAL	50 GM.	96.00	96.00	96.00	96.00	100.00	100.00	96.00
CLOVES LOOSE AV.QLTY	50 GM.	100.00	95.00	98.25	80.00	82.50	87.50	80.00
CARDAMOM LARGE LOOSE AV.QLTY	50 GM.	130.00	110.00	102.50	150.00	179.17	182.50	150.00
CARDAMOM SMALL AV.QLTY	50 GM.	90.00	100.00	77.50	100.00	82.50	87.50	70.00
SALT-POWDERED (LAHORI) LOOSE	KG.	10.00	10.00	9.00	10.00	10.00	10.00	10.00
SALT POWDERED (NATIONAL/SHAN)	PKT	25.00	25.00	25.00	25.00	25.00	25.00	25.00
CHILLIES POWD.NATIONAL 200GM	PKT	105.00	105.00	105.00	105.00	105.00	105.00	105.00
CHILLIES POWDER LOOS	KG.	265.00	245.00	250.00	280.00	235.00	235.00	200.00
CORRIANDER SEED POWD.NATIONAL	PKT	88.00	78.00	104.00	95.00	104.00	104.00	78.00
CORRIANDER SEED (LOOSE)	KG.	240.00	300.00	290.00	260.00	253.33	270.00	240.00
TURMERIC POWD.NATIONAL 50GM	PKT.	35.00	35.00	35.00	35.00	35.00	35.00	35.00
CURRY POWD. NATIONAL 200 GM	PKT.	87.00	87.00	87.00	87.00	87.00	87.00	87.00
TOMATO KETCHUP AHMED/MITCHL	BOTTLE	100.00	85.00	90.00	90.00	95.00	95.00	85.00
PICKLES AHMED/MITCHELLES	BOTTLE	100.00	100.00	120.00	120.00	110.00	110.00	95.00
VINEGAR SYNTHETIC (SIRKA)	BOTTLE	70.00	80.00	97.50	85.00	82.00	85.00	80.00
GARLIC	KG	200.00	195.00	180.00	200.00	195.00	190.00	200.00
GINGER	KG	117.50	115.00	130.00	120.00	115.00	110.00	160.00
TAPAL DANEDAR TEA 200GM PACKET	PKT	168.42	166.32	155.78	183.16	166.32	166.32	183.16
TEA LIPTON YELLOW LABEL 200GM.	PKT.	189.47	189.47	189.52	189.47	189.47	189.47	189.47
TEA LOOSE KENYA AV.QLTY 250GM.	PKT.	160.00	150.00	152.50	185.00	125.83	130.00	120.00
COFFEE-NESCAFE 75 GM. **	BOTTLE	340.00	350.00	360.00	340.00	350.00	350.00	350.00

Contd.

### 7.11 Intercity Consumer Prices December, 2015

Description	Unit	Wazira- bad	Sialkot	Faisalabad	Jhang	Multan	Muzaffar- garh	D.G. Khan
COLD DRINK (STANDARD SIZ)	BOTTLE	25.00	25.00	25.00	25.00	20.00	20.00	25.00
FRUIT JUICE TETRA PACK	PKT.	25.00	15.00	20.00	20.00	18.00	18.00	15.00
MINERAL WATER NESTLE 1.5 LTR	BOTTLE	45.00	50.00	45.00	50.00	47.00	47.00	50.00
CIGARETTES K-2 10'S **	PKT	60.00	60.00	60.00	60.00	60.00	60.00	60.00
CIGARETTES CAPSTAN 10'S **	PKT	65.00	65.00	65.00	65.00	65.00	65.00	65.00
CIGARETTES GOLD LEAF 20'S	PKT	122.50	130.00	130.00	120.00	120.00	120.00	120.00
CIGARETTES MORVEN GOLD 20'S	PKT	65.00	65.00	65.00	65.00	65.00	65.00	65.00
BETEL LEAVES	50GM.	60.00	70.00	80.00	70.00	44.17	52.50	80.00
BETEL NUTS	KG.	360.00	400.00	340.00	400.00	329.00	330.00	400.00
LONG CLOTH 57" GUL AHMED/AL-KARAM	METER	172.50	135.00	237.50	350.00	250.00	250.00	250.00
SHIRTING AV.QLTY.	METER	150.00	175.00	125.00	300.00	210.00	190.00	210.00
PANT CLOTH W & WEAR AV.QLTY	METER	312.50	215.00	475.00	400.00	342.50	345.00	325.00
LAWN PRINTED GUL AHMED/AL-KARAM	METER	197.50	177.50	240.00	360.00	360.00	360.00	312.50
GEORGETTE AV.QLTY	METER	150.00	130.00	160.00	350.00	108.00	115.00	125.00
LINEN AV.QLTY ***	METER	100.00	140.00	140.00	275.00	250.00	225.00	137.50
HEAVY WT SUITING LAWERNCPUR AVG QLTY	METER	1050.00	925.00	1375.00	2000.00	1200.00	1200.00	1700.00
HEAVY WT SUITING LAWERNCPUR SUP QLTY	METER	2350.00	950.00	1525.00	2200.00	1950.00	1950.00	1950.00
TROPICAL SUITING LAW.PUR	METER	925.00	800.00	1100.00	1900.00	1200.00	1200.00	1100.00
PANT BOY 24"/26" LENGTH.	EACH	700.00	400.00	400.00	575.00	380.00	365.00	550.00
SHIRT BOY 24"/26" LENGTH	EACH	425.00	355.00	300.00	500.00	318.33	290.00	500.00
SCHOOL UNI. PANT,SHIRT BOYS	SUIT	1000.00	625.00	475.00	700.00	573.33	525.00	650.00
SCHOOL UNI. KAMEEZ,SHAL.BOYS	SUIT	1000.00	625.00	475.00	750.00	518.00	675.00	750.00
SCHOOL UNI. KAMEEZ,SHAL.GIRL	SUIT	900.00	575.00	562.50	700.00	516.67	675.00	750.00
FROCK W/WEAR GIRLS	EACH	875.00	700.00	700.00	1325.00	1433.33	1900.00	900.00
AWAMI-SUIT W & W(BOY) 24"/26	SUIT	1050.00	950.00	556.25	1300.00	815.00	875.00	1100.00
AWAMI-SUIT W&W (GENTS)AV.QLTY	SUIT	1050.00	1250.00	837.50	1500.00	1045.00	1425.00	1600.00
PULLOVER GENTS OXFORD/BON.	EACH	3050.00	3300.00	3100.00	3280.00	3250.00	3180.00	2600.00
PULLOVER LADIES OXFORD/BON.	EACH	2850.00	3300.00	2625.00	2450.00	2990.00	2980.00	2500.00
PULLOVER (GENTS) OTHERS A.QTY	EACH	550.00	700.00	737.50	750.00	1012.50	1050.00	750.00
SECOND-HAND COAT FOR MEN	EACH	475.00	500.00	425.00	650.00	425.00	375.00	200.00
SECONDHAND SWEETER FOR MEN DUP QLTY	EACH	525.00	350.00	275.00	225.00	237.50	135.00	50.00
SECONDHAND WINTER JACKET	EACH	575.00	400.00	475.00	650.00	315.00	275.00	150.00
UNDERWEAR AV.QLTY MEDIUM SIZE	EACH	150.00	100.00	75.00	125.00	156.67	145.00	135.00
VEST FOR MEN AV.QLTY.	EACH	105.00	112.50	110.00	150.00	148.33	155.00	110.00
VEST/SHAMEEZ (WOMEN) AVG. QLTY	EACH	130.00	125.00	112.50	250.00	158.00	135.00	155.00
SOCKS NYLON (PAKISTANI)	PAIR	90.00	65.00	65.00	85.00	97.50	95.00	90.00
BRASSIER AV.QLTY.	EACH	127.50	175.00	125.00	245.00	149.17	110.00	135.00
BRASSIER SUP QLTY	EACH	270.00	462.50	340.00	595.00	336.67	210.00	350.00
DOPATTA GEORGETTE AV.QLTY.	EACH	235.00	275.00	231.25	400.00	226.67	250.00	325.00
DOPATTA COTTON AV GLTY	EACH	180.00	225.00	171.25	225.00	210.00	250.00	275.00
CHADDAR (W/WEAR) (2x2.5 MTR)	EACH	312.50	275.00	331.25	500.00	375.00	475.00	450.00
LUNGI/DHOTI(COTTON) AVG. QLTY	EACH	250.00	195.00	262.50	350.00	228.33	290.00	325.00
HANDKERCHIEF AVG. QLTY PAK	EACH	40.00	35.00	35.00	50.00	42.50	55.00	50.00
HANDKERCHIEF SUP. QLTY PAK	EACH	60.00	50.00	55.00	80.00	55.83	67.50	72.50
GLOVES AV QLTY	PAIR	70.00	100.00	77.50	120.00	105.00	110.00	160.00
AZARBAND COTTON AVG. QLTY	EACH	25.00	10.00	13.50	20.00	13.00	13.50	20.00
SEWING THREAD/REEL(ASLI PARI)	EACH	6.00	5.00	5.50	7.00	7.00	10.00	5.00
WASHING CHARGES PAINT & SHIRT	SUIT	150.00	150.00	65.00	100.00	115.00	105.00	70.00
DRY CLEANING SUIT COAT PANT	SUIT	400.00	400.00	307.50	300.00	283.00	300.00	250.00
WASHING CH. (KAMIZ-SHALWAR)	PAIR	90.00	100.00	65.00	80.00	77.00	80.00	60.00
TAILORING SHIRT	EACH	375.00	325.00	325.00	400.00	370.00	300.00	325.00
TAILORING CHARGES PANT (MEN)	EACH	600.00	625.00	500.00	600.00	470.00	475.00	750.00
TAILORING COAT-PANT SUIT	SUIT	3200.00	3250.00	3750.00	3600.00	3833.33	3450.00	3250.00
TAILORING AWAMI-SUIT (MALE)	SUIT	500.00	500.00	550.00	550.00	625.00	475.00	550.00
TAILORING SUIT FEMALE	SUIT	400.00	500.00	375.00	500.00	335.00	350.00	500.00
GENTS SHOES PAUL BATA	PAIR	1199.00	1199.00	1199.00	1199.00	1199.00	1199.00	1199.00
GENTS SANDAL BATA	PAIR	699.00	699.00	699.00	699.00	699.00	699.00	699.00
GENTS SPOUNG CHAPPAL BATA	PAIR	179.00	179.00	179.00	179.00	179.00	179.00	179.00
LADIES SANDAL BATA	PAIR	499.00	499.00	499.00	499.00	499.00	499.00	499.00
LADIES SPOUNG CHAPPAL BATA	PAIR	179.00	179.00	179.00	179.00	179.00	179.00	179.00
CHILD SHOE POWER LITE BATA	PAIR	599.00	599.00	599.00	599.00	599.00	599.00	599.00
GENTS SHOE, ART 1109 SERVICE	PAIR	999.00	999.00	999.00	999.00	999.00	999.00	999.00

Contd.

### 7.11 Intercity Consumer Prices December, 2015

Description	Unit	Wazira- bad	Sialkot	Faisalabad	Jhang	Multan	Muzaffar- garh	D.G. Khan
NYLON JOGGER 27 SIZE 2-5 ***	PAIR	1299.00	1299.00	1299.00	1299.00	1299.00	1299.00	1299.00
CHINA FOOT WEAR AV. QLTY (MALE) *	PAIR	650.00	475.00	525.00	900.00	516.67	525.00	450.00
CHINA FOOT WEAR AV. QLTY (FEMALE) *	PAIR	500.00	325.00	325.00	800.00	325.00	325.00	325.00
CHINA FOOT WEAR AV. QLTY (CHILDREN) *	PAIR	400.00	325.00	250.00	500.00	275.00	225.00	275.00
SHOE REPAIR HALF SOLE	PAIR	120.00	60.00	130.00	125.00	126.67	72.50	75.00
SHOES POLISH CHARGES AVERAGE SHOP	PAIR	15.00	10.00	17.50	30.00	17.50	17.50	20.00
HOUSE RENT (combined)	MONTH	3119.00	5906.00	5619.00	4360.00	6497.00	4595.00	4031.00
rent 2	pm	3119.00	5906.00	5619.00	4360.00	6497.00	4595.00	4031.00
RENT3	PM	3119.00	5906.00	5619.00	4360.00	6497.00	4595.00	4031.00
RENT4	PM	3119.00	5906.00	5619.00	4360.00	6497.00	4595.00	4031.00
RENT5	PM	3119.00	5906.00	5619.00	4360.00	6497.00	4595.00	4031.00
RENT6	PM	3119.00	5906.00	5619.00	4360.00	6497.00	4595.00	4031.00
SYNTHETIC ENEMAL ROBIALAC BALTI 3.64 LTR.	EACH	1700.00	2093.00	1840.00	1900.00	2192.00	2192.00	1686.00
SYNTHETIC ENEMAL ICI BALTI 3.64 LTR.	EACH	2138.00	2080.00	1860.00	1900.00	2185.00	2185.00	1783.00
CEMENT (LOCAL) SPECIFY BRAND NAME	BAG	500.00	510.00	505.00	520.00	500.00	500.00	500.00
BRICKS (NEW) IST CLASS	P/1000	7600.00	8800.00	6800.00	7200.00	7000.00	6500.00	5800.00
CEMENT BLOCKS (6"x8"x12")	P/100	0.00	0.00	0.00	0.00	0.00	0.00	0.00
BAJREE	100CFT	5000.00	5900.00	5250.00	4000.00	5000.00	3500.00	2600.00
SAND (BLACK PIT SAND)	K100CFT	1900.00	3100.00	3250.00	2500.00	2000.00	1600.00	1800.00
TIMBER SHESHAM LOG IST QUALITY	cubmt.	52111.00	39500.00	63558.00	52942.00	77680.00	63558.00	52900.00
IRON BAR (M.S. BAR) 1/2"	P/TON	67000.00	65500.00	67000.00	66500.00	67250.00	65500.00	64500.00
CARPENTER WAGE RATE	P/DAY	750.00	825.00	600.00	800.00	800.00	725.00	950.00
MASON (RAJ) WAGE RATE	P/DAY	850.00	1050.00	900.00	800.00	800.00	700.00	950.00
UNSKILLED LABOUR WAGE RATE	P/DAY	500.00	650.00	500.00	400.00	500.00	425.00	500.00
PLUMBER WAGE RSTE	P/DAY	750.00	0.00	625.00	800.00	800.00	700.00	950.00
ELECTICIAN WAGE RATE PER DAY **	P/DAY	700.00	0.00	0.00	800.00	0.00	0.00	0.00
ELECTICIAN WAGE RATE PER POINT **	PPNT	150.00	137.50	115.00	115.00	95.00	80.00	70.00
WATER CHARGES PER HOUSE	P/MONTH	70.00	100.00	128.75	60.00	100.00	0.00	75.00
ELECT.CHARGES UPTO 50 UNITS	P/UNIT	2.00	2.00	2.00	2.00	2.00	2.00	2.00
ELECT.CHARGES 01 - 100 UNIT	P/UNIT	6.18	6.18	6.18	6.18	6.18	6.18	6.18
ELECT.CHARGES 101 - 300 UNIT	P/UNIT	9.54	9.54	9.54	9.54	9.54	9.54	9.54
ELECT.CHARGES 301 - 1000 UNIT	P/UNIT	16.39	16.39	16.39	16.39	16.39	16.39	16.39
ELECT.CHARGES ABOVE 1000 UNIT	P/UNIT	18.39	18.39	18.39	18.39	18.39	18.39	18.39
ELEC	PM	10.50	10.50	10.50	10.50	10.50	10.50	10.50
GAS CHRg upto 3.3719 MMBTU	MMBTU	128.70	128.70	128.70	128.70	128.70	128.70	128.70
GAS CHRg 3.3719 - 6.7438 MMBTU	MMBTU	257.40	257.40	257.40	257.40	257.40	257.40	257.40
GAS CHRg 6.7438 - 10.1157 MMBTU	MMBTU	257.40	257.40	257.40	257.40	257.40	257.40	257.40
GAS CHRg10.1157 - 13.4876 MMBTU	MMBTU	702.00	702.00	702.00	702.00	702.00	702.00	702.00
GAS	PM	702.00	702.00	702.00	702.00	702.00	702.00	702.00
GAS	PM	409.50	409.50	409.50	409.50	409.50	409.50	409.50
KEROSENE OIL	LTR	78.00	89.00	72.00	85.00	79.00	81.00	90.00
FIREWOOD WHOLE	40 KG.	600.00	675.00	600.00	500.00	555.00	525.00	500.00
CHAIR SHESHAM WOOD WITH ARMS **	EACH	2200.00	1950.00	1450.00	2000.00	2000.00	1550.00	1500.00
CHAIR PLASTIC (CHAIRMAN) AVERAGE QUALITY	EACH	500.00	600.00	725.00	725.00	675.00	650.00	575.00
TABLE SHESHAM WOOD (4X2X5") ***	EACH	10250.00	6500.00	4750.00	3700.00	4800.00	4500.00	3000.00
SOFASET WOODEN WITH FOAM SEAT **	SET	20000.00	13500.00	17500.00	18000.00	13875.00	12250.00	16000.00
COT IRON (WITH NIWAR)AV.QLTY.	EACH	1850.00	2000.00	2250.00	2200.00	1850.00	1750.00	1700.00
ALMIRAH (STEEL) 6'X3' 20 GUAGE	EACH	9000.00	8650.00	9750.00	8000.00	7000.00	7000.00	9000.00
DINNING TABLE 6 CHAIRS A.QLTY	SET	24000.00	14500.00	17500.00	27000.00	19375.00	17500.00	21000.00
SINGLE BED WITHOUT FOAM MED.	EACH	9000.00	5500.00	4750.00	8000.00	6125.00	4900.00	4750.00
MATRESS SINGLE(4"THICK)	EACH	5200.00	3900.00	4970.00	5240.00	5200.00	5200.00	5500.00
FARSHI DARI 12'X9' AV.QLTY	EACH	925.00	975.00	1125.00	2500.00	1200.00	1300.00	1000.00
DARI COTTON (6'x2 1/2') AV.QL	EACH	450.00	400.00	512.50	550.00	450.00	600.00	400.00
CARPET PLAIN AV. QLTY	SOFT.	41.00	35.00	57.50	35.00	31.83	30.00	25.00
QUILT (LIHAF) 3 KG. COTTON	EACH	1050.00	775.00	1000.00	1200.00	956.25	725.00	500.00
BLANKET (90" x 54")	EACH	2500.00	3500.00	4750.00	4200.00	3750.00	3750.00	2500.00
BEDSHEET SINGLE BED SUP.QLTY	EACH	375.00	425.00	825.00	700.00	633.33	525.00	650.00
BED SHEET DOUBLE WITH TWO PILLOW COVERS SUP QLTY	SET	800.00	1100.00	1625.00	1200.00	1258.33	1150.00	1100.00
TOWEL(3'x2') AV. QALTY	EACH	175.00	125.00	180.00	250.00	242.00	235.00	200.00
CEILING FAN 48" SUPER QLTY **	EACH	2400.00	2400.00	2895.00	2850.00	3495.00	3095.00	3095.00
PEDESTAL FAN 22" SUPER QLTY	EACH	3500.00	3300.00	4500.00	4500.00	5550.00	4750.00	4600.00
REFG. DAWLENCE 10 CFT. D.DOOR	EACH	31000.00	36200.00	29400.00	29900.00	30300.00	30300.00	31500.00

Contd.

### 7.11 Intercity Consumer Prices December, 2015

Description	Unit	Wazira- bad	Sialkot	Faisalabad	Jhang	Multan	Muzaffar- garh	D.G. Khan
D-FREEZER WAVES 8 CFT.	EACH	31000.00	29400.00	28500.00	32000.00	30400.00	30400.00	31000.00
AIRCONDITIONER 1.5 TON PEL	EACH	40000.00	44000.00	41000.00	41500.00	40000.00	40000.00	42000.00
SPLIT AIR CONDITIONER 1.5 TON (SPECIFY BRAND NAME)	EACH	46000.00	41000.00	44000.00	49980.00	49400.00	49400.00	49500.00
AIRCOOLER SUPER ASIA	EACH	12500.00	10000.00	12000.00	13500.00	13000.00	13000.00	14500.00
WASHING MACHINE SINGER	EACH	15600.00	15600.00	16600.00	15880.00	15880.00	15600.00	15900.00
SEWING MACHINE(SINGER)	EACH	5860.00	6095.00	6190.00	6495.00	6895.00	6895.00	6695.00
GIZER LARGE SIZE 30 GALLON CAPACITY SUP QLTY	EACH	19400.00	13750.00	19500.00	22900.00	22900.00	22900.00	22900.00
GAS BURNER DOUBLE SPFY.BRAND	EACH	1350.00	1350.00	1550.00	2000.00	1475.00	1550.00	1300.00
ELECT. IRON PHILIPS MDL.1120	EACH	2200.00	1450.00	1780.00	1500.00	2200.00	1600.00	2100.00
ELECTRIC JUICER FOR APPLE	EACH	4500.00	6000.00	5750.00	7875.00	8400.00	8200.00	4000.00
S.STEEL DEGHCHI MEDIUM SIZE ***	EACH	650.00	430.00	575.00	400.00	767.50	400.00	350.00
ALUMINIUM COOKING PAN (DEGCHI ) MED SIZE	EACH	480.00	460.00	475.00	550.00	296.25	285.00	350.00
NON STICK COOKING PAN (DEGCHI ) SUP. QLTY	EACH	1500.00	675.00	1100.00	870.00	767.86	650.00	800.00
FRYING PAN STEEL AVG. QLTY MED. SIZE	EACH	500.00	310.00	325.00	400.00	295.00	195.00	375.00
TAWA IORN (MEDIUM SIZE) AVG. QLTY	EACH	275.00	275.00	225.00	325.00	210.00	210.00	200.00
S.STEEL PLATE A.QLTY.(M.SIZE)	EACH	82.50	67.50	57.50	80.00	75.00	55.00	60.00
TABLE SPOON S.STEEL SUP.QLTY.	DOZEN	350.00	305.00	375.00	500.00	275.83	245.00	350.00
WATER SET JUG+6 GLASSES (OMROC)	SET	350.00	737.50	725.00	550.00	450.00	475.00	400.00
TEA SET PAK. CHINAWARE 21 PCS.	SET	1600.00	1025.00	1500.00	2000.00	1637.50	1875.00	2000.00
DINNER SET PLASTIC 72 PIECES SUPERIOR QLTY	SET	5500.00	2750.00	8250.00	4700.00	4675.00	4750.00	6000.00
HOTPOT SET PLASTIC 3 PCS.	SET	825.00	825.00	1212.50	1400.00	1275.00	1050.00	1600.00
BUCKET(BALT) PLASTIC MED.SIZ	EACH	250.00	205.00	325.00	325.00	290.00	255.00	350.00
LOTA PLASTIC (MED SIZE) AVERAGE QUALITY	EACH	40.00	40.00	40.00	60.00	49.17	55.00	60.00
PRESURE COOKER 4 LTR.	EACH	1750.00	912.50	1325.00	1700.00	1650.00	1650.00	1450.00
WATER COOLER 9/10 LTR.PLASTIC ***	EACH	612.50	450.00	675.00	950.00	553.00	575.00	600.00
THERMOS STARVAC 1 LTR	EACH	500.00	600.00	431.25	450.00	450.00	450.00	500.00
BULB PHILIPS 100-WATTS	EACH	30.00	25.00	25.00	30.00	30.00	30.00	30.00
TUBE LIGHT PHILIPS 40 WATTS	EACH	100.00	95.00	97.50	95.00	100.00	100.00	95.00
ELECTRIC BLUBS "0" WATTE LOCAL	EACH	18.00	20.00	20.00	20.00	20.00	20.00	20.00
ELECTRIC BLUB ENERGY SAVER 14 WATTS	EACH	160.00	155.00	162.50	140.00	165.00	165.00	165.00
WASHING SOAP 250 GMS SPECIFY BRAND NAME	EACH	38.00	20.00	25.00	20.00	22.00	20.00	25.00
SURF EXCEL 400 GMS POLY BAG	EACH	125.00	125.00	125.00	125.00	125.00	125.00	125.00
WASHING POWDER 1000 GRM	EACH	185.00	185.00	185.00	185.00	185.00	185.00	185.00
WASHING POWDER (WHEEL/ BONUS) 100 GRAMS	EACH	90.00	95.00	95.00	90.00	95.00	95.00	95.00
CLEANSER POWDER VIM 1000 GM	PKT.	77.78	70.00	72.22	72.22	77.78	77.78	72.22
FINIS 500 ML	BOTTLE	193.75	193.75	195.00	185.00	200.00	210.00	195.00
PHNYLE TYPHONE/FINIS/CARRANITE 3 LITRES	BOTTLE	130.00	120.00	145.00	169.09	165.00	165.00	170.00
HARPIC	BOTTLE	145.00	145.00	145.00	145.00	145.00	145.00	145.00
BOOT POLISH CHERRY/KIWI 50ML	EACH	111.11	100.00	100.00	100.00	119.05	119.05	100.00
ROBIN BLUE (35 GRAMS)	PKT.	50.00	50.00	50.00	50.00	50.00	50.00	50.00
TISSU PAPER PERFUMED 100 PCS.	PKT	105.00	100.00	95.00	105.00	105.00	105.00	105.00
TOILET PAPER ROLL (R.PETEL)	PIROLL	38.00	40.00	38.00	40.00	40.00	40.00	40.00
BOOT POLISH LIQUID CHEERY BLOSSOM KIWI 75 ML	BOTTLE	150.00	125.00	150.00	150.00	150.00	150.00	150.00
MATCH BOX SMALL	EACH	2.00	2.00	2.50	2.00	2.00	2.00	2.00
DRY CELL 1.5 VOLT(LOCAL)	EACH	19.00	15.00	25.00	25.00	25.00	25.00	25.00
HAND STITCHING NEEDLE M.SIZE	PACKET	5.00	10.00	9.00	10.00	10.00	10.00	10.00
SEWING MACHINE NEEDLE (SINGER)	EACH	6.00	8.00	7.00	6.00	8.60	8.60	5.00
HOUSEHOLD SERVANT FEMALE P/T	P/MNTH	1500.00	1050.00	2250.00	3000.00	1500.00	1200.00	1350.00
MARRIAGE HALL WITH FURNITURE	P/HEAD	105.00	77.50	130.00	150.00	96.67	72.50	110.00
SEPTRAN TABLETS	10TAB.	16.00	16.00	15.00	16.00	16.00	16.00	16.10
BRUFEN TABS 200-MG.	10TAB.	10.00	10.00	10.00	10.00	10.00	10.00	10.00
PANADOL TAB. EXTRA/PLAIN	10TAB.	10.00	10.00	10.00	10.00	10.00	10.00	10.00
DISPRIN TAB.	10TAB.	10.00	10.00	10.00	10.00	10.00	10.00	10.00
TRISIL TAB.	10 TAB	10.00	10.00	10.00	10.00	10.00	10.00	10.00
FLAGYL TAB. 200 MG.	10TAB.	10.00	10.00	10.00	10.00	10.00	10.00	10.00
VENTOLIN TAB. 2MG.	10TAB.	9.00	9.00	9.00	9.00	9.00	9.00	9.00
DAONIL TAB. 5 MG.	10TAB.	17.00	17.00	17.00	17.00	17.00	17.00	17.00
ENTOX TAB.	10TAB.	10.00	10.00	10.00	10.00	10.00	10.00	10.00
RENITEC TAB. 5 MG.	10TAB.	59.00	59.00	59.00	59.00	59.00	59.00	59.00
CAC. 1000 TAB	BOTTLE	122.00	122.00	122.00	122.00	122.00	122.00	122.00
AMOXIL CAPSOLE 250 MG.S	10CAP.	36.00	36.00	36.00	36.00	36.00	36.00	36.00
CALCIUM SYRUP SANDOZ	BOTTLE	64.00	64.00	64.00	64.00	64.00	64.00	64.00

Contd.

### 7.11 Intercity Consumer Prices December, 2015

Description	Unit	Wazira- bad	Sialkot	Faisalabad	Jhang	Multan	Muzaffar- garh	D.G. Khan
LEDERPLEX SYRUP	BOTTLE	35.00	35.00	35.00	35.00	35.00	35.00	35.00
SANCOS SYRUP (50 ML.)	BOTTLE	30.00	30.00	30.00	30.00	30.00	30.00	30.00
PHENERGAN SYRUP 120 ML.	BOTTLE	33.00	33.00	33.00	33.00	33.00	33.00	33.00
CALPOL SYRUP 60 ML.	BOTTLE	28.00	28.00	28.00	28.00	28.00	28.00	28.00
HYDRYLLIN SYRUP 120 ML.	BOTTLE	65.00	65.00	65.00	65.00	65.00	65.00	65.00
POLYFAX EYE OINTMENT	TUBE	21.00	21.00	21.00	21.00	21.00	21.00	21.00
BETNESOL EYE DROPS	BOTTLE	33.89	33.89	33.89	33.89	33.89	33.89	33.89
EAR DROPS (CARDISPORINE) ***	BOTTLE	21.00	21.00	21.00	21.00	21.00	21.00	21.00
BETNOVATE-N OINTMENT 5 GMS	TUBE	16.00	16.00	16.00	16.00	16.00	16.00	16.00
BURNOL CREAM 30 GRM	TUBE	16.00	16.00	16.00	16.00	16.00	16.00	16.00
VICKS VAPORUB/BALM	BOTTLE	36.00	36.00	36.00	36.00	36.00	36.00	36.00
GLYCRINE SMALL BOTTLE	BOTTLE	17.00	20.00	20.00	30.00	20.00	20.00	20.00
JOUHAR JOSHANDA	PKT.	8.00	8.00	8.00	8.00	8.00	8.00	8.00
GALXOS-D (450 GRMS)	PKT.	157.50	157.50	168.75	168.75	168.75	168.75	168.75
GRIPE-WATER WOODWARDS	BOTTLE	55.00	55.00	55.00	55.00	55.00	55.00	55.00
SANIPLAST ONE PUTTY	EACH	2.00	1.40	2.00	2.00	1.40	1.40	1.40
O.R.S. (NIMCOL)	PKT.	17.00	15.00	17.00	15.00	17.00	17.00	17.00
DETTOL (MEDIUM)	BOTTLE	46.80	46.80	46.80	46.80	46.80	46.80	46.80
COTTON BANDAGE 2" - 4"	EACH	7.00	5.00	7.50	8.25	7.00	10.00	7.00
THERMOMETER CHINA	EACH	35.00	40.00	42.50	35.00	45.83	57.50	40.00
DOCTOR (MBBS) CLINIC FEE	PIPAT.	100.00	100.00	125.00	300.00	100.00	100.00	150.00
URINE TEST (DR) CHARGES	P/TEST	100.00	150.00	55.00	60.00	75.00	55.00	100.00
BLOOD TEST (CP) CHARGES	P/TEST	300.00	350.00	225.00	200.00	290.00	225.00	350.00
SUGAR TEST (RANDOM/FASTING BOTH) CHARGES	P/TEST	200.00	200.00	180.00	120.00	122.50	100.00	140.00
ECG CHARGES	P/TEST	200.00	150.00	200.00	200.00	300.00	125.00	275.00
X-RAY (CHEST) CHARGES	PIX-RAY	300.00	200.00	350.00	400.00	250.00	200.00	350.00
CAR SUZUKI 800 CC (W/O. A/C)	EACH	0.00	625000.00	652800.00	640000.00	655400.00	0.00	651800.00
CAR SUZUKI 1000 CC	EACH	0.00	1078300.00	1092800.00	1059000.00	1082800.00	0.00	1077300.00
CAR TOYOTA 1300 CC	EACH	0.00	1561500.00	1520500.00	1770500.00	1645500.00	0.00	1686000.00
CAR HONDA CIVIC	EACH	0.00	2027500.00	0.00	1700000.00	2072000.00	0.00	0.00
MOTORCYCLE HONDA CD-70.	EACH	63500.00	63500.00	63500.00	63500.00	66242.86	63500.00	63500.00
MOTORCYCLE YAMAHA 100CC.	EACH	79300.00	79300.00	79300.00	79300.00	80000.00	80000.00	79300.00
MOTOR CYCLE HERO 70 CC	EACH	42500.00	45000.00	47500.00	44500.00	47500.00	0.00	45000.00
BICYCLE WITH TYRES & TUBES	EACH	7000.00	7300.00	7600.00	8400.00	7500.00	7500.00	7750.00
TYRE CAR WITH TUBE GENERAL	EACH	3000.00	3000.00	3650.00	4300.00	2800.00	2900.00	2800.00
TYRE MOTOR CYCLE WITHOUT TUBE	EACH	1200.00	1120.00	1250.00	960.00	970.00	990.00	850.00
TYRE CYCLE SPECIFY BRAND NAME	EACH	330.00	375.00	425.00	360.00	325.00	325.00	320.00
TYRE CAR W/O TUBE	EACH	2700.00	3000.00	3600.00	4000.00	2800.00	0.00	2800.00
PETROL SUPER	LITRE	76.26	76.26	76.26	76.26	76.26	76.26	76.26
HIGH SPEED DIESEL HSD	LITRE	83.79	83.79	83.79	83.79	83.79	83.79	83.79
CNG	K.G.	67.50	67.50	67.50	0.00	67.50	67.50	0.00
GAS CYLINDER STAND. SIZE	EACH	1100.00	1100.00	1050.00	1200.00	1250.00	1320.00	1100.00
MOTOR CYCLE SERVICE CHARGES	EACH	280.00	175.00	225.00	270.00	235.00	240.00	250.00
CAR SERVICE CHARGES	EACH	250.00	400.00	300.00	300.00	275.00	225.00	225.00
TYRE PUNCTURE CHARGES	EACH	50.00	100.00	70.00	50.00	70.00	65.00	40.00
CYCLE OVERHAULING CHARGES	EACH	200.00	350.00	275.00	400.00	281.00	290.00	275.00
CAR TAX FOR 800CC TO 1300CC	YEARLY	2650.00	2650.00	2650.00	2650.00	2650.00	2650.00	2650.00
TRAIN FARE ECO. 1-100 KM.	PIKM.	0.68	0.68	0.68	0.68	0.68	0.68	0.68
TRAIN FARE ECO. 101-500 KM.	PIKM.	0.98	0.98	0.98	0.98	0.98	0.98	0.98
TRAIN FARE ECO. > 500 KM.	PIKM.	0.89	0.89	0.89	0.89	0.89	0.89	0.89
TRAIN FARE IST SLP. 1-100KM	PIKM.	2.10	2.10	2.10	2.10	2.10	2.10	2.10
TRAIN FARE IST SLP. 101-500 KM	PIKM.	2.59	2.59	2.59	2.59	2.59	2.59	2.59
TRAIN FARE IST SLP. > 500 KM	PIKM.	1.99	1.99	1.99	1.99	1.99	1.99	1.99
TRAIN FARE A/C SLP. 1-100KM.	PIKM	5.76	5.76	5.76	5.76	5.76	5.76	5.76
TRAIN FARE A/C SLP. 101-500KM	PIKM.	4.59	4.59	4.59	4.59	4.59	4.59	4.59
TRAIN FARE A/C SLP > 500KM.	PIKM	4.16	4.16	4.16	4.16	4.16	4.16	4.16
PLATFORM TICKET	EACH	10.00	10.00	10.00	10.00	10.00	10.00	10.00
AUTO RICKSHAW FARES	KM/MIN	50.00	60.00	65.00	50.00	30.00	30.00	70.00
FULL TONGA CHARGES	KM/MIN	60.00	60.00	75.00	100.00	49.38	50.00	56.00
TAXI 4 SEATER FARE	KM/MIN	100.00	100.00	60.00	100.00	100.00	100.00	50.00
BUS FARE MIN (WITHIN CITY)	TICKET	10.00	0.00	15.00	0.00	11.00	0.00	0.00
BUS FARE MAX (WITHIN CIT	TICKET	15.00	0.00	30.00	0.00	23.00	0.00	0.00

Contd.

### 7.11 Intercity Consumer Prices December, 2015

Description	Unit	Wazira- bad	Sialkot	Faisalabad	Jhang	Multan	Muzaffar- garh	D.G. Khan
BUS FARE OUTSIDE CITY	PKM.	0.93	0.93	0.93	0.93	0.93	0.93	0.93
A/C BUS FARE OUTSIDE CITY	PKM.	1.45	1.11	1.74	1.56	1.40	1.40	1.40
MINIBUS FARE MIN.WITH IN CITY	TICKET	10.00	0.00	0.00	0.00	11.00	0.00	0.00
MINIBUS FARE MAX.WITH IN CITY	TICKET	10.00	0.00	0.00	0.00	24.00	0.00	0.00
SUZUKI FARE MIN.WITH IN CITY	TICKET	0.00	15.00	15.00	15.00	11.00	0.00	8.00
SUZUKI FARE MAXIMUM W.IN CITY	TICKET	0.00	20.00	27.50	20.00	23.00	0.00	8.00
AIR FARE ECONOMY CLASS.	PKM.	0.00	0.00	19.26	0.00	19.26	0.00	0.00
POSTAL ENVELOPE DOMESTIC	EACH	8.00	8.00	8.00	8.00	8.00	8.00	8.00
ENVELOPE FOR SAUDI ARABIA	EACH	50.00	50.00	50.00	50.00	50.00	50.00	50.00
POSTAL REGISTRATION CHARGES	EACH	28.00	28.00	28.00	38.00	38.00	38.00	38.00
U.M.S. REG CHARGES MIN.	EACH	59.00	59.00	58.00	58.00	59.00	59.00	59.00
T.C.S. CH. MIN.WITH IN ZONE	EACH	110.00	110.00	150.00	150.00	150.00	150.00	150.00
TELEPHONE CHARGES LOCAL CALL	PICALL	3.94	3.94	3.94	3.94	3.94	3.94	3.94
TEL CHARGES OUT SIDE CITY	PICALL	3.94	3.94	3.94	3.94	3.94	3.94	3.94
INTERNET CHARGES	PHOUR	20.00	25.00	22.50	50.00	20.00	22.50	20.00
MOBILE CELL CHARGES	PIUNIT	3.00	3.06	3.00	3.00	3.00	4.00	3.00
FAX CHARGES (LOCAL)	PIPAGE	30.00	10.00	12.50	30.00	10.00	20.00	15.00
TELEPHONE SET AV. QLTY	EACH	475.00	300.00	475.00	900.00	775.00	475.00	900.00
MOBILE SET NOKIA/SONY/ERICSON/SAMSUNG WITHOUT CAMERA	EACH	4250.00	2600.00	2200.00	3150.00	3250.00	3250.00	2600.00
T.V. 20" COLORED WEGA H-A21.	EACH	18500.00	20000.00	24500.00	16500.00	23500.00	23500.00	23500.00
T.V 20" COLOR CHINA/KORIA)	EACH	7000.00	13500.00	16350.00	11900.00	14500.00	15000.00	14900.00
V.C.P. PANASONIC/LG/NAT	EACH	0.00	5450.00	5750.00	0.00	5000.00	0.00	5000.00
DVD/VCD PLAYER PANASONIC/LG	EACH	4100.00	4500.00	4500.00	4000.00	4500.00	4200.00	4000.00
RADIO WITH C.PLAYER NATIONAL	EACH	2500.00	2250.00	2175.00	1650.00	3333.33	0.00	3000.00
PERSONNEL COMPUTER (BRANDED)	EACH	37500.00	35000.00	38820.00	45000.00	48200.00	48200.00	35000.00
VID. CASSETTE BLK. TDK/SONY	EACH	0.00	100.00	150.00	0.00	180.00	170.00	150.00
COM. C.D. (TDK/IMATION)	EACH	35.00	42.50	67.50	40.00	60.00	60.00	60.00
TAPE RECORDER CASSETTE BLANK	EACH	35.00	30.00	65.00	60.00	50.00	42.50	40.00
VIDEO GAME SEGA 16 BYTE	EACH	0.00	1250.00	1500.00	1150.00	1300.00	0.00	1600.00
CINEMA A/C. HIGH CLASS	TICKET	0.00	40.00	150.00	0.00	150.00	0.00	0.00
CINEMA NON-A/C HIGH CLASS	TICKET	0.00	40.00	100.00	50.00	80.00	40.00	35.00
CABLE CHARGES	PER MONT	300.00	250.00	300.00	300.00	300.00	275.00	350.00
TV.LICENCE FEE DOMESTIC	YEARLY	420.00	420.00	420.00	420.00	420.00	420.00	420.00
ENGLISH BOOK CLASS V1	EACH	78.00	78.00	78.00	78.00	78.00	78.00	78.00
ENGLISH BOOK CLASS IX OR X	EACH	130.00	130.00	130.00	130.00	130.00	130.00	130.00
ENG. BOOK 1ST.YR COMPLETE SET	EACH	84.00	84.00	84.00	84.00	84.00	84.00	84.00
ENGLISH BOOK BA/B.SC	EACH	178.00	178.00	178.00	178.00	178.00	178.00	178.00
URDU BOOK CLASS V (T.B.BORD)	EACH	71.00	71.00	71.00	71.00	71.00	71.00	71.00
URDU BOOK CLASS IX/X(T.B.B)	EACH	137.00	137.00	137.00	137.00	137.00	137.00	137.00
URDU BOOK 1ST.YEAR/INTER	EACH	53.00	53.00	53.00	53.00	53.00	53.00	53.00
URDU BOOK BA/B.SC	EACH	140.00	140.00	140.00	140.00	140.00	140.00	140.00
MATHS BOOK CALSS V (T.B.B)	EACH	84.00	84.00	84.00	84.00	84.00	84.00	84.00
MATHS BOOK CLASS IX OR X	EACH	270.00	270.00	270.00	270.00	270.00	270.00	270.00
MATHS BOOK 1ST.YEAR (T.B.B)	EACH	156.00	156.00	156.00	156.00	156.00	156.00	156.00
PAKISTAN STUDIES BOOK BA/B.SC	EACH	125.00	125.00	125.00	125.00	125.00	125.00	125.00
DAILY "DAWN"	PICOPY	19.00	19.00	19.00	19.00	19.00	19.00	19.00
DAILY "JANG"	PICOPY	12.00	12.00	12.00	12.00	12.00	12.00	12.00
DAILY "NAWA-E-WAQT"	PICOPY	12.00	12.00	12.00	12.00	12.00	12.00	12.00
WEEKLY "AKHBAR-E-JAHAN"	PICOPY	55.00	55.00	55.00	55.00	55.00	55.00	55.00
WEEKLY "MAG"	PICOPY	45.00	45.00	45.00	45.00	45.00	45.00	45.00
MONTHLY "NAUNEHAL DIGEST"	PICOPY	35.00	35.00	35.00	35.00	35.00	35.00	35.00
PAPER FOOLSCAPE (27"x17")	QUIRE	30.00	30.00	45.00	55.00	37.50	33.75	27.50
EXERCISE.BOOK LINED 80/100 PGS	EACH	40.00	80.00	57.50	60.00	32.50	27.50	27.50
PENCILGOLDFISH/DEER	EACH	7.00	7.00	6.00	6.00	6.50	6.00	6.00
PEN INK DOLLOR 57 ML BOTTLE	EACH	20.00	25.00	20.00	20.00	20.00	20.00	20.00
PHOTOSTATE PAPER 70 GM	PRT	360.00	275.00	345.00	330.00	290.00	330.00	360.00
BALL PEN (local)	EACH	5.00	5.00	5.00	6.00	5.83	6.00	6.00
FOUNTAIN PEN HERO/WINGS/CHINA	EACH	40.00	40.00	50.00	50.00	45.00	50.00	35.00
PRIVATE SCHOOL FEE ENGLISH MEDIUM AVERAGE STANDARD (CLASS I)	PER MONTH	1100.00	900.00	1800.00	1400.00	2016.67	766.67	1300.00
PRIVATE SCHOOL FEE ENGLISH MEDIUM AVERAGE STANDARD (CLASS V)	PER MONTH	1300.00	1000.00	2000.00	1400.00	2250.00	833.33	1350.00
PRIVATE SCHOOL FEE ENGLISH MEDIUM AVERAGE STANDARD (CLASS VI)	PER MONTH	1500.00	1000.00	2000.00	1550.00	2416.67	966.67	1400.00
PRIVATE SCHOOL FEE ENGLISH MEDIUM AVERAGE STANDARD (CLASS X)	PER MONTH	1700.00	1200.00	2200.00	1650.00	2683.33	1400.00	2250.00

Contd.



### 7.11 Intercity Consumer Prices December, 2015

Description	Unit	Wazira- bad	Sialkot	Faisalabad	Jhang	Multan	Muzaffar- garh	D.G. Khan
PRIVATE MEDICLE COLLEGE FEE MBBS (1ST YEAR)	PER MONTH	0.00	0.00	25000.00	0.00	48750.00	0.00	0.00
PRIVATE ENGINEERING COLLEGE FEE (1STR YEAR)	PER MONTH	0.00	0.00	3200.00	0.00	0.00	0.00	0.00
GOVT. COLLEGE FEE 1ST. YEAR	MONTH	50.00	50.00	50.00	50.00	50.00	50.00	50.00
GOVT. COLLEGE FEE 4TH. YEAR	MONTH	60.00	60.00	60.00	60.00	60.00	60.00	60.00
GOVT. UNIVERSITY FEE MSC.	MONTH	77.50	0.00	70.00	115.00	217.00	217.00	330.00
GOVT. MED. COLLEGE FEE MBBS	MONTH	873.00	0.00	1250.00	0.00	1250.00	873.00	1250.00
GOVT. ENGG. COLL. FEE I YEAR	MONTH	1558.00	0.00	3200.00	0.00	1666.67	500.00	0.00
COACHING FEE FOR CLASS IX/X	PER MONTH	500.00	550.00	1200.00	1200.00	800.00	500.00	500.00
COACHING CHARGES FOR CLASS 1ST YEAR/INTER (SCIENCE)	PER MONTH	1000.00	1900.00	1700.00	2000.00	1200.00	900.00	1500.00
COACHING CHARGES FOR CLASS 1ST YEAR/INTER (COMMERCE)	PER MONTH	1000.00	2400.00	1375.00	2000.00	1133.33	900.00	1000.00
I.T. TUITION FEES	PER MONTH	3900.00	0.00	1550.00	1000.00	1133.00	0.00	2000.00
MBA TUITION FEES	PER MONTH	2000.00	0.00	15000.00	0.00	6666.67	0.00	2000.00
BREAD TANDOORI ST. SIZE	EACH	6.00	7.00	6.00	6.00	6.00	6.00	5.00
COOKED MUTTON (AV. HOTEL)	PLATE	120.00	125.00	135.00	150.00	105.00	135.00	100.00
COOKED BEEF (AV. HOTEL)	PLATE	65.00	62.50	72.50	90.00	80.00	80.00	65.00
COOKED DAL (AV. HOTEL)	PLATE	40.00	32.50	42.50	70.00	40.00	45.00	35.00
CHICKEN BIRYANI FULL/DOUBLE	PLATE	120.00	130.00	120.00	200.00	131.67	100.00	85.00
TEA PREPARED (ORDINARY)	CUP	20.00	17.50	20.00	15.00	20.00	17.50	20.00
HAIRCUT CHARGES FOR MEN	PICUT	60.00	60.00	62.50	55.00	65.00	47.50	50.00
BEAUTY PORL HAIR STYL CHARGE	PSTY.	300.00	187.50	212.50	120.00	225.00	190.00	175.00
SHAVING CHARGES	PER SHV	40.00	40.00	32.50	30.00	30.00	27.50	35.00
LIPSTICK S.MISS/MEDORA	EACH	110.00	90.00	110.00	110.00	120.00	140.00	110.00
NAIL POLISH S.MISS/MEDORA	EACH	60.00	52.50	105.00	115.00	100.00	100.00	55.00
PERFUME MED.SIZE MEDORA/BROACH	EACH	120.00	180.00	200.00	200.00	120.00	120.00	180.00
HAIR-OIL AMLA/CHAMBELI	BOTTLE	110.00	100.00	120.00	120.00	120.00	120.00	110.00
TOILET SOAP LUX 95 GRAMS	EACH	34.70	34.70	34.70	34.70	34.70	34.70	34.70
TOILET SOAP LIFEBOUY 140 GRM	EACH	37.00	37.00	37.00	37.00	35.00	35.00	37.00
TOILET SOAP SAFEGUARD BATH SIZE	EACH	50.00	46.00	48.00	46.00	46.00	46.00	46.00
TOOTHPASTE MACKLINES 70 GRM	EACH	50.00	50.00	50.00	50.00	50.00	50.00	50.00
TOOTHPAST MED SIZE CLGATE 70 GMS	EACH	60.67	70.00	82.50	75.00	75.00	75.00	85.00
TOOTHBRUSH SHEILD A/PLAQUE	EACH	45.00	40.00	60.00	60.00	30.00	25.00	35.00
TOOTHPOWDER DENTONIC 90 GRM	EACH	25.00	25.00	28.00	30.00	28.00	28.00	28.00
HAIR-COLOUR BEGIN (6 GMS)	EACH	100.00	100.00	100.00	100.00	100.00	100.00	100.00
HAIR COLOUR (KALAKOLA)	BOTTLE	140.00	120.00	120.00	130.00	130.00	130.00	130.00
FACECREAM POND'S (MEDIUM)	EACH	110.00	105.00	110.00	110.00	120.00	120.00	110.00
TALC POWDER VICE ROAY,B.CAT	EACH	135.00	120.00	150.00	150.00	145.00	145.00	145.00
BLADE TREET ORDINARY 10'S	PKT.	40.00	32.50	30.00	30.00	30.00	30.00	35.00
BLADE 7-O-CLOCK STAIN. 5'S	PKT.	35.00	30.00	30.00	35.00	35.00	35.00	35.00
SHAMPOO SUNSILK/PAINTIN 100 ML	BOTTLE	110.00	110.00	110.00	110.00	110.00	110.00	110.00
BEAUTY CREAM (FAIR & LOVELY)	EACH	165.00	99.00	70.00	175.00	175.00	175.00	115.00
HAIR REMOVING CREAM (EU-CREAM)	TUBE	65.00	65.00	60.00	60.00	60.00	60.00	60.00
GEL MEDIUM SIZE	BOTTLE	60.00	65.00	95.00	60.00	100.00	100.00	155.00
DISPOSABLE RAZOR GILLET-II	EACH	40.00	40.00	37.50	45.00	40.00	40.00	40.00
SHAVING CREAM TOUCH-ME/ADM.	EACH	65.00	60.00	55.00	60.00	65.00	65.00	65.00
GOLD TEZABI 24 CT	10 GM.	37720.00	37800.00	37600.00	37294.00	37295.00	37295.00	37444.00
SILVER TEZABI 24 CT	10 GM.	570.00	625.00	580.00	574.00	575.00	575.00	557.00
ARTIFICIAL JEWELLARY SET	SET	800.00	200.00	575.00	400.00	656.25	575.00	400.00
WRIST WATCH GENTS CITIZEN (ORIGINAL) ***	EACH	2500.00	2450.00	5250.00	5000.00	2500.00	2600.00	2500.00
WRIST WATCH LADIES CITIZEN (ORIGINAL) ***	EACH	2400.00	2450.00	5250.00	5000.00	2500.00	2500.00	2500.00
WALL CLOCK QUARTZ AV.QLTY	EACH	425.00	310.00	537.50	1000.00	400.00	325.00	450.00
SUITCASE REXIN (24"x16"x6")	EACH	900.00	692.50	1150.00	900.00	775.00	725.00	1200.00
TRUNK MEDIUM SIZE ***	EACH	1500.00	1325.00	1450.00	1000.00	1191.67	1325.00	1500.00
PURSE LADIES (LEATHER) AVERAGE QUALITY	EACH	750.00	450.00	475.00	900.00	1266.67	1300.00	450.00

### 7.11 Intercity Consumer Prices December, 2015

Description	Unit	Vehari	Sargodha	Mianwali	Bahawal- pur	Bahawal- nagar	R.Y. Khan
WHEAT	10 KG.	317.50	337.50	330.00	342.50	327.50	355.00
WHEAT FLOUR FINE/SUPERIOR.	KG.	40.50	40.00	43.00	40.00	40.00	40.00
WHEAT FLOUR AVG. QLTY	KG.	39.00	37.00	38.00	39.00	38.00	39.00
WHEAT FLOUR BAG	10 KG.	385.00	370.00	380.00	390.00	380.00	367.50
MAIDA	KG.	50.00	55.00	50.00	48.00	50.00	50.00
SUJI	KG.	50.00	55.00	50.00	50.00	50.00	50.00
BESAN AV. QLTY.	KG.	120.00	125.00	130.00	120.00	130.00	121.25
RICE BASMATI SUP. QLTY.	KG.	112.50	87.50	120.00	125.00	95.00	100.00
RICE BASMATI 385/386	KG.	43.75	60.00	80.00	95.00	63.75	60.00
RICE BASMATI BROKEN AV.QLTY	KG.	60.00	42.50	60.00	55.00	50.00	60.00
RICE IRRRI-6 (SINDH/PUNJAB)	KG.	37.50	47.50	55.00	47.50	40.00	35.00
VERMICELLI	KG.	80.00	70.00	100.00	85.00	80.00	80.00
BREAD PLAIN MEDIUM SIZE	EACH	40.00	40.00	40.00	45.00	40.00	35.00
RUSK (PAPAY)	KG.	200.00	195.00	200.00	220.00	200.00	200.00
BISCUITS-PACKED	PKT	35.00	35.00	35.00	35.00	35.00	35.00
BISCUIT-BAKERY (LOOSE)	250 GM	80.00	80.00	80.00	90.00	70.00	75.00
CORNFLAKS FAUJI 225 GM.	PKT	176.40	170.00	200.00	175.50	171.00	176.40
SAMOSA (VEGATABLE)	EACH	15.00	17.50	20.00	10.00	20.00	15.00
PASTRY AV.QLTY.	EACH	30.00	30.00	30.00	35.00	30.00	30.00
PATTIES (VEGATABLES)	EACH	15.00	30.00	30.00	20.00	25.00	25.00
NIMCO	250 GM	70.00	65.00	80.00	60.00	80.00	85.00
CHIPS	250 GM	62.50	100.00	80.00	70.00	140.00	128.00
BEEF WITH BONE AV.QLTY.	KG	270.00	275.00	280.00	300.00	260.00	250.00
MUTTON AV.QLTY.	KG	500.00	600.00	500.00	600.00	550.00	500.00
CHICKEN FARM BROILER (LIVE)	KG	200.00	142.50	140.00	130.00	146.00	140.00
FISH-RAHU MEDIUM SIZE	KG	275.00	210.00	280.00	290.00	300.00	280.00
MILK FRESH (UNBOILED)	LTR.	67.50	65.00	60.00	60.00	65.00	60.00
CURD	KG.	75.00	80.00	80.00	80.00	80.00	80.00
MILK TETRA PACK 1/2 LTR.	PKT.	60.00	60.00	60.00	60.00	60.00	60.00
LACTOGEN 400 GRAMS	PKT.	435.00	432.50	435.00	435.00	435.00	435.00
POWDER MILK NIDO 400GM.	PKT	380.00	380.00	380.00	380.00	370.00	360.00
MILK POWDER LOOSE/PACKED	KG.	445.00	525.00	450.00	475.00	550.00	500.00
BUTTER LOCAL PACKED	50 GM.	27.75	30.00	40.00	35.00	21.42	25.00
EGGS FARM	DOZ	95.00	98.00	96.00	97.00	91.00	104.00
MUSTARD OIL AV.QLTY.	KG.	150.00	175.00	180.00	160.00	180.00	180.00
COOKING OIL (DALDA)	2.5LTR	445.00	445.00	445.00	445.00	445.00	465.00
COOKING OIL (PAKWAN) OTHER BRAND SPECIFY	2.5 LTR	410.00	340.00	400.00	395.00	429.16	465.00
VEGETABLE GHEE TIN	2.5KG.	440.00	440.00	440.00	440.00	440.00	460.00
VEGETABLE GHEE (LOOSE)	KG.	165.00	126.50	110.00	140.00	135.00	140.00
DATES AV.QLTY.	KG.	190.00	145.00	200.00	190.00	200.00	160.00
PISTACHIO AV.QLTY.	50 GM.	123.75	120.00	90.00	105.00	120.00	110.00
ALMONDS WHOLE AV.QLTY.	KG.	650.00	500.00	450.00	425.00	600.00	650.00
COCONUT DRY AV.QLTY.	KG.	282.50	270.00	260.00	272.50	280.00	260.00
RAISINS AV.QLTY.	50 GM.	24.25	20.00	20.00	23.00	20.00	18.00
GROUNDNUTS (WITH SHELL)	KG.	160.00	190.00	180.00	230.00	160.00	180.00
MALTA/MOSAMBI	DOZ	50.00	60.00	60.00	110.00	120.00	100.00
KINNU	DOZ	60.00	40.00	60.00	75.00	60.00	70.00
APPLE	KG	125.00	75.00	120.00	115.00	100.00	100.00
ALOO BUKHARA	KG	0.00	0.00	0.00	0.00	0.00	0.00
POMEGRANATE (ANNAR)	KG	172.50	150.00	180.00	177.50	150.00	150.00
GRAPES	KG	0.00	0.00	0.00	0.00	0.00	0.00
BANANAS	DOZ	52.50	45.00	50.00	55.00	45.00	60.00
MANGO KALMI	KG	0.00	0.00	0.00	0.00	0.00	0.00
GUAVA	KG	42.50	75.00	50.00	65.00	40.00	60.00
WATERMELON (TURBOOZ)	KG	0.00	0.00	0.00	0.00	0.00	0.00
MUSKMELON (KHARBOOZA)	KG	0.00	0.00	0.00	0.00	0.00	0.00
SWEETMELON (GARMA)	KG	0.00	0.00	0.00	0.00	0.00	0.00
PULSE MASOOR (WHOLE)	KG.	125.00	135.00	175.00	130.00	135.00	120.00
PULSE MASOOR (WASHED)	KG.	132.50	165.00	180.00	140.00	140.00	140.00
PULSE MOONG (WASHED)	KG.	166.25	155.00	150.00	155.00	155.00	150.00
PULSE MASH (WASHED)	KG.	227.50	255.00	240.00	250.00	240.00	250.00

Contd.

### 7.11 Intercity Consumer Prices December, 2015

Description	Unit	Vehari	Sargodha	Mianwali	Bahawal- pur	Bahawal- nagar	R.Y. Khan
PULSE GRAM	KG.	120.00	110.00	120.00	120.00	135.00	120.00
GRAM WHOLE BLACK AV.QLTY.	KG.	112.50	120.00	100.00	107.50	120.00	115.00
GRAM WHOLE YELLOW AV.QLTY	KG.	125.00	120.00	110.00	120.00	120.00	125.00
BEANS (LAL LOBIA)	KG.	168.75	145.00	160.00	150.00	160.00	140.00
POTATOES	KG	23.75	30.00	40.00	30.00	25.00	30.00
ONION	KG	40.00	50.00	55.00	50.00	50.00	45.00
TURNIP	KG	10.00	22.50	25.00	20.00	10.00	15.00
RADISH	KG	10.00	17.50	25.00	17.50	15.00	20.00
TOMATOES	KG	60.00	60.00	70.00	70.00	60.00	60.00
CABBAGE	KG	30.00	30.00	50.00	22.50	20.00	30.00
CAULIFLOWER	KG	20.00	20.00	30.00	27.50	20.00	20.00
BRINJAL	KG	25.00	22.50	30.00	27.50	30.00	20.00
PUMPKIN	KG	0.00	0.00	0.00	0.00	0.00	0.00
BOTTLEGOURD	KG	0.00	0.00	0.00	0.00	0.00	0.00
LADY FINGER	KG	0.00	0.00	0.00	0.00	0.00	0.00
PEAS	KG	42.50	40.00	240.00	55.00	40.00	50.00
SPINACH	KG	11.25	17.50	30.00	17.50	10.00	20.00
TINDA	KG	0.00	0.00	0.00	0.00	0.00	0.00
TURAI	KG	0.00	0.00	0.00	0.00	0.00	0.00
KARAILA	KG	0.00	0.00	0.00	0.00	0.00	0.00
ARVI	KG	0.00	0.00	0.00	0.00	0.00	0.00
CHILLIES GREEN	KG	57.50	60.00	80.00	65.00	80.00	60.00
CARROT	KG	20.00	17.50	30.00	22.50	20.00	24.00
COCUMBER (KHEERA)	KG	40.00	50.00	50.00	37.50	50.00	50.00
LEMON	250GM	18.75	20.00	30.00	17.50	20.00	30.00
SUGAR REFINED	KG.	54.00	55.00	58.00	58.00	55.00	53.00
GUR AV.QLTY	KG.	87.50	80.00	90.00	67.50	80.00	80.00
HONEY LANGANESE 500 GM.	BOTTLE	920.00	875.00	880.00	850.00	850.00	780.00
MILO 200 GM.	BOTTLE	250.00	220.00	240.00	220.00	220.00	190.00
CUSTARD POWDER RAFHAN 300 GM.	PKT	75.00	75.00	75.00	80.00	75.00	75.00
TOFFEE (HILAL)	EACH	2.00	2.00	1.00	1.00	2.00	2.00
CHOWKELATE CANDY (SMALL SIZE)	EACH	5.00	5.00	5.00	5.00	5.00	5.00
SWEETMEAT (MIXED)	KG	310.00	270.00	300.00	335.00	280.00	340.00
ICE CREAM WALLS	CUP.	40.00	40.00	40.00	40.00	40.00	40.00
ICE	KG	5.50	10.00	5.00	7.50	10.00	8.00
JAM AHMED/MITCHELLES	BOTTLE	135.00	135.00	140.00	140.00	140.00	140.00
SQUASH-MITCHELLES	BOTTLE	150.00	150.00	160.00	160.00	150.00	150.00
ROOH AFZA	BOTTLE	150.00	160.00	160.00	150.00	150.00	150.00
JAM-E-SHIREEN	BOTTLE	160.00	165.00	160.00	160.00	160.00	160.00
SAUNF	50 GM	20.00	15.00	20.00	22.00	20.00	15.00
CINAMON LOOSE AV. QLTY	50 GM.	20.00	30.00	20.00	20.00	33.75	25.00
CUMINSEED WHITE NATIONAL	50 GM.	67.50	52.00	52.00	52.00	54.00	54.00
PEPPER BLACK NATIONAL	50 GM.	96.00	96.00	100.00	100.00	100.00	100.00
CLOVES LOOSE AV.QLTY	50 GM.	96.25	120.00	100.00	105.00	97.50	80.00
CARDAMOM LARGE LOOSE AV.QLTY	50 GM.	167.50	190.00	120.00	137.50	175.00	170.00
CARDAMOM SMALL AV.QLTY	50 GM.	110.00	100.00	120.00	115.00	110.00	95.00
SALT-POWDERED (LAHORI) LOOSE	KG.	11.50	10.00	10.00	12.00	10.00	10.00
SALT POWDERED (NATIONAL/SHAN)	PKT	25.00	25.00	25.00	25.00	25.00	25.00
CHILLIES POWD.NATIONAL 200GM	PKT	105.00	105.00	105.00	105.00	105.00	105.00
CHILLIES POWDER LOOS	KG.	262.50	290.00	320.00	210.00	240.00	280.00
CORRIANDER SEED POWD.NATIONAL	PKT	80.00	78.00	104.00	104.00	78.00	78.00
CORRIANDER SEED (LOOSE)	KG.	272.50	290.00	320.00	312.50	240.00	280.00
TURMERIC POWD.NATIONAL 50GM	PKT.	35.00	35.00	35.00	35.00	35.00	35.00
CURRY POWD. NATIONAL 200 GM	PKT.	87.00	87.00	87.00	87.00	87.00	87.00
TOMATO KETCHUP AHMED/MITCHL	BOTTLE	95.00	95.00	80.00	70.00	120.00	120.00
PICKLES AHMED/MITCHELLES	BOTTLE	130.00	110.00	100.00	105.00	120.00	120.00
VINEGAR SYNTHETIC (SIRKA)	BOTTLE	85.00	70.00	70.00	70.00	90.00	85.00
GARLIC	KG	190.00	195.00	180.00	200.00	240.00	180.00
GINGER	KG	122.50	110.00	240.00	135.00	160.00	120.00
TAPAL DANEDAR TEA 200GM PACKET	PKT	183.16	166.32	166.32	183.91	166.32	166.32
TEA LIPTON YELLOW LABEL 200GM.	PKT.	189.47	189.47	189.47	189.47	189.47	189.47

Contd.

## 7.11 Intercity Consumer Prices December, 2015

Description	Unit	Vehari	Sargodha	Mianwali	Bahawal- pur	Bahawal- nagar	R.Y. Khan
TEA LOOSE KENYA AV.QLTY 250GM.	PKT.	180.00	165.00	150.00	147.50	150.00	130.00
COFFEE-NESCAFE 75 GM. **	BOTTLE	352.50	360.00	320.00	360.00	360.00	360.00
COLD DRINK (STANDARD SIZ)	BOTTLE	25.00	25.00	25.00	25.00	25.00	25.00
FRUIT JUICE TETRA PACK	PKT.	20.00	22.50	20.00	15.00	20.00	15.00
MINERAL WATER NESTLE 1.5 LTR	BOTTLE	50.00	50.00	50.00	50.00	50.00	50.00
CIGARETTES K-2 10'S **	PKT	55.00	60.00	47.00	57.00	55.00	60.00
CIGARETTES CAPSTAN 10'S **	PKT	65.00	60.00	65.00	65.00	46.50	65.00
CIGARETTES GOLD LEAF 20'S	PKT	120.00	115.00	120.00	120.00	120.00	125.00
CIGARETTES MORVEN GOLD 20'S	PKT	65.00	60.00	65.00	65.00	60.00	65.00
BETEL LEAVES	50GM.	72.50	75.00	75.00	105.00	70.00	60.00
BETEL NUTS	KG.	360.00	310.00	290.00	355.00	360.00	320.00
LONG CLOTH 57" GUL AHMED/AL-KARAM	METER	172.50	235.00	200.00	180.00	270.00	270.00
SHIRTING AV.QLTY.	METER	157.50	140.00	150.00	115.00	200.00	200.00
PANT CLOTH W & WEAR AV.QLTY	METER	471.25	550.00	400.00	525.00	550.00	500.00
LAWN PRINTED GUL AHMED/AL-KARAM	METER	212.50	360.00	200.00	366.00	360.00	360.00
GEORGETTE AV.QLTY	METER	187.50	162.50	105.00	110.00	240.00	225.00
LINEN AV.QLTY ***	METER	160.00	135.00	140.00	125.00	260.00	260.00
HEAVY WT SUITING LAWERNCPUR AVG QLTY	METER	1200.00	950.00	950.00	1600.00	1500.00	1300.00
HEAVY WT SUITING LAWERNCPUR SUP QLTY	METER	1950.00	1350.00	1200.00	2255.00	2000.00	1600.00
TROPICAL SUITING LAW.PUR	METER	1000.00	1100.00	950.00	1470.00	1400.00	1100.00
PANT BOY 24"/26" LENGTH.	EACH	662.50	450.00	350.00	462.50	550.00	500.00
SHIRT BOY 24"/26" LENGTH	EACH	425.00	300.00	275.00	387.50	490.00	490.00
SCHOOL UNI. PANT,SHIRT BOYS	SUIT	412.50	475.00	600.00	725.00	900.00	925.00
SCHOOL UNI. KAMEEZ,SHAL.BOYS	SUIT	412.50	550.00	600.00	725.00	900.00	700.00
SCHOOL UNI. KAMEEZ,SHAL.GIRL	SUIT	412.50	550.00	650.00	687.50	900.00	800.00
FROCK W/WEAR GIRLS	EACH	812.50	950.00	1000.00	2700.00	1500.00	995.00
AWAMI-SUIT W & W(BOY) 24"/26	SUIT	875.00	750.00	1400.00	775.00	1562.50	1550.00
AWAMI-SUIT W&W (GENTS)AV.QLTY	SUIT	1175.00	1800.00	1400.00	1150.00	1800.00	1585.00
PULLOVER GENTS OXFORD/BON.	EACH	3275.00	3300.00	2300.00	2890.00	3190.00	3100.00
PULLOVER LADIES OXFORD/BON.	EACH	3275.00	2300.00	2300.00	2500.00	3090.00	2890.00
PULLOVER (GENTS) OTHERS A.QTY	EACH	650.00	925.00	800.00	950.00	1400.00	800.00
SECOND-HAND COAT FOR MEN	EACH	225.00	250.00	420.00	1150.00	700.00	425.00
SECONDHAND SWEETER FOR MEN DUP QLTY	EACH	147.50	250.00	150.00	425.00	400.00	175.00
SECONDHAND WINTER JACKET	EACH	275.00	350.00	300.00	650.00	500.00	325.00
UNDERWEAR AV.QLTY MEDIUM SIZE	EACH	87.50	130.00	150.00	110.00	225.00	225.00
VEST FOR MEN AV.QLTY.	EACH	115.00	110.00	170.00	187.50	220.00	230.00
VEST/SHAMEEZ (WOMEN) AVG. QLTY	EACH	97.50	100.00	150.00	175.00	200.00	175.00
SOCKS NYLON (PAKISTANI)	PAIR	81.25	110.00	100.00	115.00	120.00	125.00
BRASSIER AV.QLTY.	EACH	97.50	110.00	200.00	160.00	240.00	245.00
BRASSIER SUP QLTY	EACH	250.00	425.00	600.00	387.50	595.00	650.00
DOPATTA GEORGETTE AV.QLTY.	EACH	375.00	260.00	200.00	337.50	450.00	412.50
DOPATTA COTTON AV GLTY	EACH	215.00	250.00	180.00	337.50	400.00	250.00
CHADDAR (W/WEAR) (2x2.5 MTR)	EACH	450.00	350.00	300.00	425.00	650.00	450.00
LUNGI/DHOTI(COTTON) AVG. QLTY	EACH	340.00	275.00	295.00	287.50	400.00	300.00
HANDKERCHIEF AVG. QLTY PAK	EACH	40.00	35.00	50.00	32.50	60.00	35.00
HANDKERCHIEF SUP. QLTY PAK	EACH	60.00	65.00	60.00	95.00	70.00	60.00
GLOVES AV QLTY	PAIR	72.50	110.00	115.00	115.00	150.00	175.00
AZARBAND COTTON AVG. QLTY	EACH	15.00	17.50	15.00	13.50	15.00	15.00
SEWING THREAD/REEL(ASLI PARI)	EACH	10.00	6.50	6.00	5.00	6.00	6.00
WASHING CHARGES PAINT & SHIRT	SUIT	100.00	155.00	150.00	125.00	70.00	70.00
DRY CLEANING SUIT COAT PANT	SUIT	325.00	375.00	392.50	487.50	350.00	400.00
WASHING CH. (KAMIZ-SHALWAR)	PAIR	80.00	90.00	70.00	95.00	60.00	70.00
TAILORING SHIRT	EACH	425.00	375.00	300.00	425.00	300.00	500.00
TAILORING CHARGES PANT (MEN)	EACH	675.00	750.00	500.00	550.00	500.00	500.00
TAILORING COAT-PANT SUIT	SUIT	5250.00	3750.00	3050.00	5250.00	4000.00	4000.00
TAILORING AWAMI-SUIT (MALE)	SUIT	425.00	550.00	500.00	550.00	500.00	650.00
TAILORING SUIT FEMALE	SUIT	406.25	550.00	300.00	500.00	400.00	500.00
GENTS SHOES PAUL BATA	PAIR	1199.00	1199.00	1199.00	1199.00	1199.00	1199.00
GENTS SANDAL BATA	PAIR	699.00	699.00	699.00	699.00	699.00	699.00
GENTS SPOUNG CHAPPAL BATA	PAIR	179.00	179.00	179.00	179.00	179.00	179.00
LADIES SANDAL BATA	PAIR	499.00	499.00	499.00	499.00	499.00	499.00

Contd.

### 7.11 Intercity Consumer Prices December, 2015

Description	Unit	Vehari	Sargodha	Mianwali	Bahawal- pur	Bahawal- nagar	R.Y. Khan
LADIES SPOUNG CHAPPAL BATA	PAIR	179.00	179.00	179.00	179.00	179.00	179.00
CHILD SHOE POWER LITE BATA	PAIR	599.00	599.00	599.00	599.00	599.00	599.00
GENTS SHOE, ART 1109 SERVICE	PAIR	999.00	999.00	999.00	999.00	999.00	999.00
NYLON JOGGER 27 SIZE 2-5 ***	PAIR	1299.00	1299.00	1299.00	1299.00	1299.00	1299.00
CHINA FOOT WEAR AV. QLTY (MALE) *	PAIR	675.00	575.00	400.00	1150.00	500.00	500.00
CHINA FOOT WEAR AV. QLTY (FEMALE) *	PAIR	375.00	550.00	400.00	1150.00	400.00	400.00
CHINA FOOT WEAR AV. QLTY (CHILDREN) *	PAIR	306.25	400.00	400.00	875.00	400.00	400.00
SHOE REPAIR HALF SOLE	PAIR	65.00	150.00	80.00	110.00	100.00	100.00
SHOES POLISH CHARGES AVERAGE SHOP	PAIR	20.00	20.00	15.00	20.00	20.00	25.00
HOUSE RENT (combined)	MONTH	4780.00	6423.00	3825.00	7384.00	4387.00	4143.00
rent 2	pm	4780.00	6423.00	3825.00	7384.00	4387.00	4143.00
RENT3	PM	4780.00	6423.00	3825.00	7384.00	4387.00	4143.00
RENT4	PM	4780.00	6423.00	3825.00	7384.00	4387.00	4143.00
RENT5	PM	4780.00	6423.00	3825.00	7384.00	4387.00	4143.00
RENT6	PM	4780.00	6423.00	3825.00	7384.00	4387.00	4143.00
SYNTHETIC ENEMAL ROBIALAC BALTI 3.64 LTR.	EACH	2258.00	1947.74	1700.00	2258.00	2258.00	2192.00
SYNTHETIC ENEMAL ICI BALTI 3.64 LTR.	EACH	2185.00	1938.84	1975.00	2184.00	2185.00	2185.00
CEMENT (LOCAL) SPECIFY BRAND NAME	BAG	495.00	495.00	500.00	510.00	500.00	490.00
BRICKS (NEW) 1ST CLASS	P/1000	5250.00	7150.00	4900.00	5250.00	5500.00	5500.00
CEMENT BLOCKS (6"x8"x12")	P/100	0.00	0.00	0.00	0.00	0.00	0.00
BAJREE	100CFT	5700.00	3800.00	2500.00	5500.00	6000.00	6000.00
SAND (BLACK PIT SAND)	K100CFT	1600.00	1500.00	2500.00	2200.00	2000.00	1600.00
TIMBER SHESHAM LOG 1ST QUALITY	cubmt.	47674.00	63566.00	44000.00	49440.50	56501.00	56494.00
IRON BAR (M.S. BAR) 1/2"	P/TON	74500.00	66500.00	72000.00	74250.00	66500.00	64500.00
CARPANTER WAGE RATE	P/DAY	575.00	800.00	900.00	650.00	700.00	800.00
MASON (RAJ) WAGE RATE	P/DAY	687.50	950.00	900.00	725.00	700.00	800.00
UNSKILLED LABOUR WAGE RATE	P/DAY	350.00	600.00	450.00	425.00	425.00	400.00
PLUMBER WAGE RSTE	P/DAY	700.00	1000.00	900.00	675.00	700.00	800.00
ELECTICIAN WAGE RATE PER DAY **	P/DAY	650.00	900.00	900.00	0.00	700.00	0.00
ELECTICIAN WAGE RATE PER POINT **	PIPNT	70.00	110.00	100.00	100.00	100.00	100.00
WATER CHARGES PER HOUSE	P/MONTH	50.00	25.00	65.00	60.00	50.00	50.00
ELECT.CHARGES UPTO 50 UNITS	P/UNIT	2.00	2.00	2.00	2.00	2.00	2.00
ELECT.CHARGES 01 - 100 UNIT	P/UNIT	6.18	6.18	6.18	6.18	6.18	6.18
ELECT.CHARGES 101 - 300 UNIT	P/UNIT	9.54	9.54	9.54	9.54	9.54	9.54
ELECT.CHARGES 301 - 1000 UNIT	P/UNIT	16.39	16.39	16.39	16.39	16.39	16.39
ELECT.CHARGES ABOVE 1000 UNIT	P/UNIT	18.39	18.39	18.39	18.39	18.39	18.39
ELEC	PM	10.50	10.50	10.50	10.50	10.50	10.50
GAS CHRGR upto 3.3719 MMBUT	MMBTU	0.00	128.70	0.00	128.70	0.00	128.70
GAS CHRGR 3.3719 - 6.7438 MMBUT	MMBTU	0.00	257.40	0.00	257.40	0.00	257.40
GAS CHRGR 6.7438 - 10.1157 MMBUT	MMBTU	0.00	257.40	0.00	257.40	0.00	257.40
GAS CHRGR10.1157 - 13.4876 MMBUT	MMBTU	0.00	702.00	0.00	702.00	0.00	702.00
GAS	PM	0.00	702.00	0.00	702.00	0.00	702.00
GAS	PM	0.00	409.50	0.00	409.50	0.00	409.50
KEROSENE OIL	LTR	87.50	80.00	100.00	79.00	90.00	90.00
FIREWOOD WHOLE	40 KG.	470.00	500.00	350.00	625.00	600.00	500.00
CHAIR SHESHAM WOOD WITH ARMS **	EACH	2025.00	2650.00	1800.00	2900.00	2500.00	1400.00
CHAIR PLASTIC (CHAIRMAN) AVERAGE QUALITY	EACH	650.00	925.00	800.00	1350.00	850.00	850.00
TABLE SHESHAM WOOD (4X2X5") ***	EACH	3100.00	4000.00	3600.00	7800.00	10000.00	6000.00
SOFASET WOODEN WITH FOAM SEAT **	SET	14500.00	18000.00	15000.00	27500.00	18000.00	20000.00
COT IRON (WITH NIWAR)AV.QLTY.	EACH	1450.00	2000.00	2000.00	3900.00	2300.00	2500.00
ALMIRAH (STEEL) 6'X3' 20 GUAGE	EACH	12000.00	11000.00	8500.00	14500.00	12000.00	8000.00
DINNING TABLE 6 CHAIRS A.QLTY	SET	25000.00	24500.00	12000.00	31000.00	25000.00	30000.00
SINGLE BED WITHOUT FOAM MED.	EACH	5875.00	5750.00	4000.00	9250.00	7000.00	6500.00
MATRESS SINGLE(4"THICK)	EACH	5500.00	5000.00	4500.00	5700.00	5700.00	5700.00
FARSHI DARI 12'X9' AV.QLTY	EACH	1175.00	1350.00	1500.00	1950.00	1500.00	1300.00
DARI COTTON (6'x2 1/2) AV.QL	EACH	350.00	550.00	725.00	1550.00	1200.00	450.00
CARPET PLAIN AV. QLTY	SQFT.	29.00	37.50	55.00	27.50	42.00	35.00
QUILT (LIHAF) 3 KG. COTTON	EACH	950.00	1650.00	1000.00	1350.00	1200.00	750.00
BLANKET (90" x 54")	EACH	4625.00	4750.00	3200.00	4900.00	4400.00	4000.00
BEDSHEET SINGLE BED SUP.QLTY	EACH	625.00	725.00	500.00	1350.00	800.00	500.00
BED SHEET DOUBLE WITH TWO PILLOW COVERS SUP QLTY	SET	1225.00	1350.00	850.00	2250.00	2500.00	1800.00

Contd.

## 7.11 Intercity Consumer Prices December, 2015

Description	Unit	Vehari	Sargodha	Mianwali	Bahawal- pur	Bahawal- nagar	R.Y. Khan
TOWEL(3'x2') AV. QALTY	EACH	285.00	190.00	280.00	187.50	450.00	300.00
CEILING FAN 48" SUPER QLTY **	EACH	3095.00	3500.00	3350.00	2600.00	3295.00	3000.00
PEDESTAL FAN 22" SUPER QLTY	EACH	4750.00	4000.00	3500.00	4000.00	4850.00	4200.00
REFG. DAWLENCE 10 CFT. D.DOOR	EACH	30400.00	33000.00	28500.00	30500.00	32000.00	30500.00
D-FREEZER WAVES 8 CFT.	EACH	30300.00	29750.00	25000.00	31000.00	30500.00	31000.00
AIRCONDITIONER 1.5 TON PEL	EACH	35000.00	35000.00	41000.00	38500.00	38500.00	41000.00
SPLIT AIR CONDITIONER 1.5 TON (SPECIFY BRAND NAME)	EACH	43875.00	43000.00	41000.00	46000.00	50500.00	43000.00
AIRCOOLER SUPER ASIA	EACH	14700.00	13500.00	10000.00	14600.00	16000.00	11375.00
WASHING MACHINE SINGER	EACH	15600.00	15900.00	15000.00	15900.00	15600.00	14700.00
SEWING MACHINE(SINGER)	EACH	6210.00	5810.00	5210.00	6095.00	6260.00	6260.00
GIZER LARGE SIZE 30 GALLON CAPACITY SUP QLTY	EACH	23000.00	19500.00	14800.00	18000.00	16500.00	20900.00
GAS BURNER DOUBLE SPFY.BRAND	EACH	1250.00	1800.00	1550.00	1750.00	2200.00	2000.00
ELECT. IRON PHILIPS MDL.1120	EACH	2200.00	2500.00	1600.00	1400.00	2100.00	2200.00
ELECTRIC JUICER FOR APPLE	EACH	8250.00	4250.00	6375.00	4800.00	6000.00	4500.00
S.STEEL DEGHCHI MEDIUM SIZE ***	EACH	775.00	475.00	525.00	1150.00	570.00	570.00
ALUMINIUM COOKING PAN (DEGCHI ) MED SIZE	EACH	595.00	475.00	500.00	1050.00	1500.00	1500.00
NON STICK COOKING PAN (DEGCHI ) SUP. QLTY	EACH	777.50	825.00	800.00	2100.00	1450.00	1600.00
FRYING PAN STEEL AVG. QLTY MED. SIZE	EACH	265.00	225.00	350.00	700.00	570.00	570.00
TAWA IORN (MEDIUM SIZE) AVG. QLTY	EACH	242.50	237.50	350.00	350.00	360.00	235.00
S.STEEL PLATE A.QLTY.(M.SIZE)	EACH	72.50	65.00	90.00	95.00	75.00	75.00
TABLE SPOON S.STEEL SUP.QLTY.	DOZEN	410.00	525.00	300.00	587.50	450.00	360.00
WATER SET JUG+6 GLASSES (OMROC)	SET	520.00	800.00	600.00	675.00	450.00	456.00
TEA SET PAK. CHINAWARE 21 PCS.	SET	2100.00	1900.00	1500.00	2300.00	2000.00	2000.00
DINNER SET PLASTIC 72 PIECES SUPERIOR QLTY	SET	5500.00	5250.00	4500.00	7250.00	7800.00	7800.00
HOTPOT SET PLASTIC 3 PCS.	SET	1500.00	1350.00	1200.00	2050.00	1250.00	1250.00
BUCKET(BALT) PLASTIC MED.SIZ	EACH	331.25	375.00	300.00	462.50	370.00	220.00
LOTA PLASTIC (MED SIZE) AVERAGE QUALITY	EACH	57.50	50.00	70.00	65.00	80.00	50.00
PRESURE COOKER 4 LTR.	EACH	1650.00	1300.00	1225.00	2100.00	1580.00	1580.00
WATER COOLER 9/10 LTR.PLASTIC ***	EACH	625.00	675.00	800.00	975.00	600.00	480.00
THERMOS STARVAC 1 LTR	EACH	462.50	450.00	400.00	600.00	450.00	450.00
BULB PHILIPS 100-WATTS	EACH	32.50	32.50	25.00	30.00	30.00	30.00
TUBE LIGHT PHILIPS 40 WATTS	EACH	99.50	100.00	110.00	100.00	100.00	100.00
ELECTRIC BLUBS "0" WATTE LOCAL	EACH	20.00	27.50	20.00	20.00	25.00	25.00
ELECTRIC BLUB ENERGY SAVER 14 WATTS	EACH	180.00	175.00	150.00	175.00	180.00	175.00
WASHING SOAP 250 GMS SPECIFY BRAND NAME	EACH	40.00	40.00	35.00	40.00	40.00	40.00
SURF EXCEL 400 GMS POLY BAG	EACH	125.00	110.00	125.00	110.00	110.00	125.00
WASHING POWDER 1000 GRM	EACH	185.00	185.00	185.00	185.00	185.00	185.00
WASHING POWDER (WHEEL/ BONUS) 100 GRAMS	EACH	90.00	95.00	95.00	95.00	95.00	90.00
CLEANSER POWDER VIM 1000 GM	PKT.	77.78	77.78	72.22	83.33	83.33	75.00
FINIS 500 ML	BOTTLE	170.00	225.00	155.00	237.50	180.00	180.00
PHNYLE TYPHONE/FINIS/CARRANITE 3 LITRES	BOTTLE	145.00	150.00	170.00	165.00	150.00	160.00
HARPIC	BOTTLE	145.00	145.00	145.00	145.00	145.00	145.00
BOOT POLISH CHERRY/KIWI 50ML	EACH	111.11	100.00	100.00	119.05	100.00	100.00
ROBIN BLUE (35 GRAMS)	PKT.	50.00	50.00	55.00	50.00	50.00	50.00
TISSU PAPER PERFUMED 100 PCS.	PKT	105.00	105.00	125.00	105.00	120.00	105.00
TOILET PAPER ROLL (R.PETEL)	PIROLL	40.00	38.00	40.00	40.00	40.00	40.00
BOOT POLISH LIQUID CHEERY BLOSSOM KIWI 75 ML	BOTTLE	150.00	150.00	150.00	150.00	150.00	150.00
MATCH BOX SMALL	EACH	3.00	2.50	2.00	2.50	2.00	2.00
DRY CELL 1.5 VOLT(LOCAL)	EACH	25.00	22.50	25.00	20.00	30.00	25.00
HAND STITCHING NEEDLE M.SIZE	PACKET	10.00	10.00	9.00	10.00	6.00	6.00
SEWING MACHINE NEEDLE (SINGER)	EACH	5.00	5.00	5.00	5.00	8.50	8.50
HOUSEHOLD SERVANT FEMALE P/T	P/MNTH	1500.00	3750.00	2500.00	1900.00	1800.00	1200.00
MARRIAGE HALL WITH FURNITURE	P/HEAD	110.00	170.00	60.00	95.00	105.00	70.00
SEPTRAN TABLETS	10TAB.	16.00	15.00	16.00	16.00	16.00	16.00
BRUFEN TABS 200-MG.	10TAB.	10.00	10.00	10.00	10.00	10.00	10.00
PANADOL TAB. EXTRA/PLAIN	10TAB.	10.00	10.00	10.00	10.00	10.00	10.00
DISPRIN TAB.	10TAB.	10.00	10.00	10.00	10.00	10.00	10.00
TRISIL TAB.	10 TAB	10.00	10.00	10.00	10.00	10.00	10.00
FLAGYL TAB. 200 MG.	10TAB.	10.00	10.00	10.00	10.00	10.00	10.00
VENTOLIN TAB. 2MG.	10TAB.	9.00	9.00	9.00	9.00	9.00	9.00
DAONIL TAB. 5 MG.	10TAB.	17.00	17.00	17.00	17.00	17.00	17.00

Contd.

### 7.11 Intercity Consumer Prices December, 2015

Description	Unit	Vehari	Sargodha	Mianwali	Bahawal- pur	Bahawal- nagar	R.Y. Khan
ENTOX TAB.	10TAB.	10.00	10.00	10.00	10.00	10.00	10.00
RENITEC TAB. 5 MG.	10TAB.	59.00	59.00	59.00	59.00	59.00	59.00
CAC. 1000 TAB	BOTTLE	122.00	122.00	122.00	122.00	122.00	122.00
AMOXIL CAPSOLE 250 MG.S	10CAP.	36.00	36.00	36.00	36.00	36.00	36.00
CALCIUM SYRUP SANDOZ	BOTTLE	64.00	64.00	64.00	64.00	64.00	64.00
LEDERPLEX SYRUP	BOTTLE	35.00	35.00	35.00	35.00	35.00	35.00
SANCOS SYRUP (50 ML.)	BOTTLE	30.00	30.00	30.00	30.00	30.00	30.00
PHENERGAN SYRUP 120 ML.	BOTTLE	33.00	33.00	33.00	33.00	33.00	33.00
CALPOL SYRUP 60 ML.	BOTTLE	28.00	28.00	28.00	28.00	28.00	28.00
HYDRYLIN SYRUP 120 ML.	BOTTLE	65.00	65.00	65.00	65.00	65.00	65.00
POLYFAX EYE OINTMENT	TUBE	21.00	21.00	21.00	21.00	21.00	21.00
BETNESOL EYE DROPS	BOTTLE	33.89	33.89	33.89	33.89	33.89	33.89
EAR DROPS (CARDISPORINE) ***	BOTTLE	21.00	21.00	21.00	21.00	21.00	21.00
BETNOVATE-N OINTMENT 5 GMS	TUBE	16.00	16.00	16.00	16.00	16.00	16.00
BURNOL CREAM 30 GRM	TUBE	16.00	16.00	16.00	16.00	16.00	16.00
VICKS VAPORUB/BALM	BOTTLE	36.00	36.00	36.00	36.00	36.00	36.00
GLYCRINE SMALL BOTTLE	BOTTLE	20.00	20.00	25.00	20.00	25.00	20.00
JOUHAR JOSHANDA	PKT.	8.00	8.00	8.00	8.00	8.00	8.00
GALXOS-D (450 GRMS)	PKT.	157.50	157.50	151.88	168.75	157.50	157.50
GRIPE-WATER WOODWARDS	BOTTLE	55.00	55.00	55.00	55.00	55.00	55.00
SANIPLAST ONE PUTTY	EACH	2.00	2.00	2.00	2.00	1.50	1.50
O.R.S. (NIMCOL)	PKT.	17.00	17.00	17.00	17.00	17.00	15.00
DETTOL (MEDIUM)	BOTTLE	46.80	46.80	46.80	46.80	46.80	46.80
COTTON BANDAGE 2" - 4"	EACH	8.00	5.00	10.00	7.00	10.00	8.00
THERMOMETER CHINA	EACH	45.00	50.00	50.00	50.00	40.00	40.00
DOCTOR (MBBS) CLINIC FEE	P/PAT.	100.00	175.00	300.00	200.00	300.00	300.00
URINE TEST (DR) CHARGES	P/TEST	50.00	50.00	60.00	90.00	50.00	60.00
BLOOD TEST (CP) CHARGES	P/TEST	237.50	225.00	250.00	225.00	120.00	100.00
SUGAR TEST (RANDOM/FASTING BOTH) CHARGES	P/TEST	60.00	90.00	140.00	120.00	100.00	150.00
ECG CHARGES	P/TEST	200.00	225.00	225.00	200.00	150.00	150.00
X-RAY (CHEST) CHARGES	P/X-RAY	325.00	350.00	350.00	200.00	200.00	250.00
CAR SUZUKI 800 CC (W/O. A/C)	EACH	651800.00	625000.00	625000.00	650800.00	645000.00	640000.00
CAR SUZUKI 1000 CC	EACH	1076800.00	1050000.00	1050000.00	1075800.00	1040000.00	1070000.00
CAR TOYOTA 1300 CC	EACH	0.00	1645500.00	1441000.00	1643000.00	1570000.00	1620000.00
CAR HONDA CIVIC	EACH	0.00	2142000.00	0.00	0.00	2125000.00	2150000.00
MOTORCYCLE HONDA CD-70.	EACH	63500.00	63500.00	63500.00	63500.00	63500.00	63500.00
MOTORCYCLE YAMAHA 100CC.	EACH	79500.00	79500.00	79500.00	80500.00	84500.00	85000.00
MOTOR CYCLE HERO 70 CC	EACH	43000.00	42500.00	44500.00	47500.00	50000.00	48500.00
BICYCLE WITH TYRES & TUBES	EACH	7550.00	7600.00	7500.00	7350.00	7800.00	7800.00
TYRE CAR WITH TUBE GENERAL	EACH	3700.00	3750.00	3200.00	3500.00	3000.00	2950.00
TYRE MOTOR CYCLE WITHOUT TUBE	EACH	1025.00	1150.00	1250.00	1200.00	1300.00	1230.00
TYRE CYCLE SPECIFY BRAND NAME	EACH	350.00	400.00	350.00	350.00	350.00	360.00
TYRE CAR W/O TUBE	EACH	2762.50	3250.00	2800.00	3500.00	2750.00	2950.00
PETROL SUPER	LITRE	76.26	76.26	76.26	76.26	76.26	76.26
HIGH SPEED DIESEL HSD	LITRE	83.79	83.79	83.79	83.79	83.79	83.79
CNG	K.G.	0.00	0.00	0.00	0.00	0.00	67.50
GAS CYLINDER STAND. SIZE	EACH	1050.00	1150.00	1200.00	1320.00	1250.00	1050.00
MOTOR CYCLE SERVICE CHARGES	EACH	190.00	275.00	300.00	360.00	250.00	250.00
CAR SERVICE CHARGES	EACH	250.00	325.00	400.00	350.00	250.00	300.00
TYRE PUNCTURE CHARGES	EACH	50.00	55.00	50.00	70.00	80.00	60.00
CYCLE OVERHAULING CHARGES	EACH	195.00	325.00	350.00	200.00	300.00	150.00
CAR TAX FOR 800CC TO 1300CC	YEARLY	2650.00	2650.00	2650.00	2650.00	2650.00	2650.00
TRAIN FARE ECO. 1-100 KM.	P/KM.	0.68	0.68	0.68	0.68	0.00	0.68
TRAIN FARE ECO. 101-500 KM.	P/KM.	0.98	0.98	0.98	0.98	0.00	0.98
TRAIN FARE ECO. > 500 KM.	P/KM.	0.89	0.89	0.89	0.89	0.00	0.89
TRAIN FARE IST SLP. 1-100KM	P/KM.	2.10	2.10	2.10	2.10	0.00	2.10
TRAIN FARE IST SLP.101-500 KM	P/KM.	2.59	2.59	2.59	2.59	0.00	2.59
TRAIN FARE IST SLP. > 500 KM	P/KM.	1.99	1.99	1.99	1.99	0.00	1.99
TRAIN FARE A/C SLP. 1-100KM.	P/KM	5.76	5.76	5.76	5.76	0.00	5.76
TRAIN FARE A/C SLP.101-500KM	P/KM.	4.59	4.59	4.59	4.59	0.00	4.59
TRAIN FARE A/C SLP > 500KM.	P/KM	4.16	4.16	4.16	4.16	0.00	4.16

Contd.

## 7.11 Intercity Consumer Prices December, 2015

Description	Unit	Vehari	Sargodha	Mianwali	Bahawal- pur	Bahawal- nagar	R.Y. Khan
PLATEFORM TICKET	EACH	10.00	10.00	10.00	10.00	0.00	10.00
AUTO RICKSHAW FARES	KM/MIN	35.00	60.00	60.00	80.00	50.00	50.00
FULL TONGA CHARGES	KM/MIN	0.00	0.00	75.00	70.00	0.00	0.00
TAXI 4 SEATER FARE	KM/MIN	50.00	50.00	50.00	60.00	100.00	100.00
BUS FARE MIN (WITHIN CITY)	TICKET	0.00	15.00	0.00	0.00	0.00	0.00
BUS FARE MAX (WITHIN CIT	TICKET	0.00	27.50	0.00	0.00	0.00	25.00
BUS FARE OUTSIDE CITY	P/KM.	0.93	0.93	0.93	0.92	0.93	0.93
A/C BUS FARE OUTSIDE CITY	P/KM.	1.37	2.00	1.20	1.51	1.00	1.33
MINIBUS FARE MIN.WITH IN CITY	TICKET	0.00	0.00	0.00	0.00	0.00	0.00
MINIBUS FARE MAX.WITH IN CITY	TICKET	0.00	0.00	0.00	0.00	0.00	0.00
SUZUKI FARE MIN.WITH IN CITY	TICKET	0.00	13.75	15.00	12.00	10.00	0.00
SUZUKI FARE MAXIMUM W.IN CITY	TICKET	0.00	15.00	25.00	21.00	25.00	0.00
AIR FARE ECONOMY CLASS.	P/KM.	0.00	0.00	0.00	0.00	0.00	0.00
POSTAL ENVELOPE DOMESTIC	EACH	8.00	8.00	8.00	8.00	8.00	8.00
ENVELOPE FOR SAUDI ARABIA	EACH	50.00	50.00	50.00	50.00	50.00	50.00
POSTAL REGISTRATION CHARGES	EACH	38.00	38.00	28.00	38.00	28.00	28.00
U.M.S. REG CHARGES MIN.	EACH	59.00	59.00	59.00	59.00	59.00	59.00
T.C.S. CH. MIN.WITH IN ZONE	EACH	150.00	150.00	110.00	150.00	150.00	150.00
TELEPHONE CHARGES LOCAL CALL	P/CALL	3.94	3.94	3.94	3.94	3.94	3.94
TEL CHARGES OUT SIDE CITY	P/CALL	3.94	3.94	3.94	3.94	3.94	3.94
INTERNET CHARGES	PHOUR	60.00	50.00	45.00	45.00	27.50	27.50
MOBILE CELL CHARGES	P/UNIT	3.00	3.00	3.00	4.50	2.50	3.06
FAX CHARGES (LOCAL)	P/PAGE	20.00	25.00	15.00	15.00	17.50	17.50
TELEPHONE SET AV. QLTY	EACH	1275.00	900.00	525.00	1150.00	825.00	650.00
MOBILE SET NOKIA/SONY/ERICSON/SAMSUNG WITHOUT CAMERA	EACH	3200.00	2550.00	3200.00	5200.00	3650.00	3650.00
T.V. 20" COLORED WEGA H-A21.	EACH	19000.00	22000.00	23250.00	23800.00	18000.00	17500.00
T.V 20" COLOR CHINA/KORIA)	EACH	6650.00	6850.00	14250.00	15300.00	13000.00	12000.00
V.C.P. PANASONIC/LG/NAT	EACH	0.00	0.00	6500.00	5500.00	5000.00	0.00
DVD/VCD PLAYER PANASONIC/LG	EACH	4100.00	5750.00	4500.00	4950.00	5000.00	5500.00
RADIO WITH C.PLAYER NATIONAL	EACH	1500.00	4500.00	3000.00	2100.00	1800.00	1250.00
PERSONNEL COMPUTER (BRANDED)	EACH	40000.00	25000.00	43250.00	35000.00	66000.00	50000.00
VID. CASSETTE BLK. TDK/SONY	EACH	190.00	165.00	150.00	200.00	180.00	100.00
COM. C.D. (TDK/IMATION)	EACH	95.00	45.00	30.00	45.00	50.00	35.00
TAPE RECORDER CASSETTE BLANK	EACH	75.00	50.00	50.00	55.00	50.00	40.00
VIDEO GAME SEGA 16 BYTE	EACH	1300.00	0.00	1500.00	1650.00	1150.00	1150.00
CINEMA A/C. HIGH CLASS	TICKET	0.00	100.00	0.00	0.00	0.00	0.00
CINEMA NON-A/C HIGH CLASS	TICKET	0.00	0.00	0.00	35.00	0.00	30.00
CABLE CHARGES	PER MONT	300.00	250.00	250.00	275.00	300.00	250.00
TV.LICENCE FEE DOMESTIC	YEARLY	420.00	420.00	420.00	420.00	420.00	420.00
ENGLISH BOOK CLASS V1	EACH	78.00	78.00	78.00	78.00	78.00	78.00
ENGLISH BOOK CLASS IX OR X	EACH	130.00	130.00	130.00	130.00	130.00	130.00
ENG. BOOK IST.YR COMPLETE SET	EACH	84.00	84.00	84.00	84.00	84.00	84.00
ENGLISH BOOK BA/B.SC	EACH	178.00	178.00	178.00	178.00	178.00	178.00
URDU BOOK CLASS V (T.B.BORD)	EACH	71.00	71.00	71.00	71.00	71.00	71.00
URDU BOOK CLASS IX/X(T.B.B)	EACH	137.00	137.00	137.00	137.00	137.00	137.00
URDU BOOK IST.YEAR/INTER	EACH	53.00	53.00	53.00	53.00	53.00	53.00
URDU BOOK BA/B.SC	EACH	140.00	140.00	140.00	140.00	140.00	140.00
MATHS BOOK CALSS V (T.B.B)	EACH	84.00	84.00	84.00	84.00	84.00	84.00
MATHS BOOK CLASS IX OR X	EACH	270.00	270.00	270.00	270.00	270.00	270.00
MATHS BOOK IST.YEAR (T.B.B)	EACH	156.00	156.00	156.00	156.00	156.00	156.00
PAKISTAN STUDIES BOOK BA/B.SC	EACH	125.00	125.00	125.00	125.00	125.00	125.00
DAILY "DAWN"	P/COPY	19.00	19.00	19.00	19.00	19.00	19.00
DAILY "JANG"	P/COPY	12.00	12.00	12.00	12.00	12.00	12.00
DAILY "NAWA-E-WAQT"	P/COPY	12.00	12.00	12.00	12.00	12.00	12.00
WEEKLY "AKHBAR-E-JAHAN"	P/COPY	55.00	55.00	55.00	55.00	55.00	55.00
WEEKLY "MAG"	P/COPY	45.00	45.00	45.00	45.00	45.00	45.00
MONTHLY "NAUNEHAL DIGEST"	P/COPY	35.00	35.00	35.00	35.00	35.00	35.00
PAPER FOOLSCAPE (27"x17")	QUIRE	50.00	60.00	45.00	27.50	50.00	50.00
EXERCISE.BOOK LINED 80/100 PGS	EACH	50.00	60.00	45.00	70.00	70.00	70.00
PENCILGOLDFISH/DEER	EACH	6.00	6.50	6.00	5.00	7.00	7.00
PEN INK DOLLOR 57 ML BOTTLE	EACH	20.00	20.00	20.00	20.00	25.00	25.00

Contd.



## 7.11 Intercity Consumer Prices December, 2015

Description	Unit	Vehari	Sargodha	Mianwali	Bahawal- pur	Bahawal- nagar	R.Y. Khan
PHOTOSTATE PAPER 70 GM	PRT	322.50	400.00	360.00	280.00	350.00	360.00
BALL PEN (local)	EACH	5.00	7.00	6.00	5.00	8.00	8.00
FOUNTAIN PEN HERO/WINGS/CHINA	EACH	50.00	47.50	45.00	45.00	50.00	50.00
PRIVATE SCHOOL FEE ENGLISH MEDIUM AVERAGE STANDARD (CLASS I)	PER MONTH	1137.50	1100.00	1200.00	3087.50	875.00	1000.00
PRIVATE SCHOOL FEE ENGLISH MEDIUM AVERAGE STANDARD (CLASS V)	PER MONTH	1137.50	1500.00	1600.00	3112.50	1087.50	1400.00
PRIVATE SCHOOL FEE ENGLISH MEDIUM AVERAGE STANDARD (CLASS VI)	PER MONTH	1350.00	1650.00	2000.00	3162.50	1125.00	1500.00
PRIVATE SCHOOL FEE ENGLISH MEDIUM AVERAGE STANDARD (CLASS X)	PER MONTH	1425.00	1950.00	2420.00	3337.50	1650.00	1700.00
PRIVATE MEDICLE COLLEGE FEE MBBS (1ST YEAR)	PER MONTH	0.00	0.00	0.00	0.00	0.00	0.00
PRIVATE ENGINEERING COLLEGE FEE (ISTR YEAR)	PER MONTH	0.00	0.00	0.00	0.00	0.00	0.00
GOVT. COLLEGE FEE 1ST. YEAR	MONTH	50.00	50.00	50.00	50.00	50.00	50.00
GOVT. COLLEGE FEE 4TH. YEAR	MONTH	60.00	60.00	60.00	60.00	60.00	60.00
GOVT. UNIVERSITY FEE MSC.	MONTH	183.33	80.00	100.00	110.00	110.00	110.00
GOVT. MED. COLLEGE FEE MBBS	MONTH	0.00	0.00	0.00	1289.00	0.00	1050.00
GOVT. ENGG. COLL. FEE I YEAR	MONTH	0.00	600.00	0.00	2000.00	0.00	500.00
COACHING FEE FOR CLASS IX/X	PER MONTH	1200.00	450.00	1500.00	1500.00	1100.00	500.00
COACHING CHARGES FOR CLASS 1ST YEAR/INTER (SCIENCE)	PER MONTH	1800.00	900.00	2500.00	1750.00	1500.00	700.00
COACHING CHARGES FOR CLASS 1ST YEAR/INTER (COMMERCE)	PER MONTH	1500.00	600.00	1000.00	1500.00	1500.00	600.00
I.T. TUITION FEES	PER MONTH	2583.00	1500.00	0.00	2417.00	0.00	2000.00
MBA TUITION FEES	PER MONTH	2583.00	0.00	0.00	2750.00	0.00	4585.00
BREAD TANDOORI ST. SIZE	EACH	5.00	6.50	6.00	5.00	7.00	6.00
COOKED MUTTON (AV. HOTEL)	PLATE	120.00	200.00	140.00	115.00	150.00	150.00
COOKED BEEF (AV. HOTEL)	PLATE	70.00	110.00	100.00	70.00	120.00	70.00
COOKED DAL (AV. HOTEL)	PLATE	50.00	40.00	40.00	50.00	50.00	52.50
CHICKEN BIRYANI FULL/DOUBLE	PLATE	150.00	120.00	140.00	120.00	150.00	120.00
TEA PREPARED (ORDINARY)	CUP	20.00	20.00	20.00	15.00	20.00	20.00
HAIRCUT CHARGES FOR MEN	P/CUT	82.50	70.00	50.00	95.00	60.00	60.00
BEAUTY PORL HAIR STYL CHARGE	P/STY.	262.50	275.00	250.00	390.00	300.00	300.00
SHAVING CHARGES	PER SHV	32.50	55.00	30.00	50.00	30.00	30.00
LIPSTICK S.MISS/MEDORA	EACH	110.00	110.00	110.00	90.00	120.00	120.00
NAIL POLISH S.MISS/MEDORA	EACH	60.00	110.00	95.00	95.00	60.00	60.00
PERFUME MED.SIZE MEDORA/BROACH	EACH	202.50	200.00	120.00	200.00	220.00	200.00
HAIR-OIL AMLA/CHAMBELI	BOTTLE	120.00	120.00	110.00	110.00	120.00	120.00
TOILET SOAP LUX 95 GRAMS	EACH	34.70	34.70	34.70	34.70	34.70	34.70
TOILET SOAP LIFEBOUY 140 GRM	EACH	37.00	37.00	37.00	35.00	37.00	37.00
TOILET SOAP SAFEGUARD BATH SIZE	EACH	46.00	46.00	46.00	46.00	46.00	46.00
TOOTHPASTE MACKLINES 70 GRM	EACH	50.00	50.00	50.00	50.00	50.00	50.00
TOOTHPAST MED SIZE CLGATE 70 GMS	EACH	65.00	65.00	60.67	60.67	65.00	65.00
TOOTHBRUSH SHEILD A/PLAUQUE	EACH	51.25	40.00	50.00	25.00	30.00	25.00
TOOTHPOWDER DENTONIC 90 GRM	EACH	28.00	28.00	25.00	28.00	28.00	28.00
HAIR-COLOUR BEGIN (6 GMS)	EACH	100.00	100.00	100.00	105.00	100.00	100.00
HAIR COLOUR (KALAKOLA)	BOTTLE	125.00	130.00	120.00	130.00	130.00	130.00
FACECREAM PONDS (MEDIUM)	EACH	112.50	110.00	120.00	120.00	110.00	120.00
TALC POWDER VICE ROAY,B.CAT	EACH	152.50	150.00	145.00	145.00	145.00	150.00
BLADE TREET ORDINARY 10'S	PKT.	35.00	40.00	40.00	30.00	35.00	30.00
BLADE 7-O-CLOCK STAIN. 5'S	PKT.	30.00	30.00	35.00	30.00	35.00	30.00
SHAMPOO SUNSILK/PAINTIN 100 ML	BOTTLE	110.00	110.00	110.00	110.00	110.00	110.00
BEAUTY CREAM (FAIR & LOVELY)	EACH	172.50	175.00	175.00	175.00	175.00	175.00
HAIR REMOVING CREAM (EU-CREAM)	TUBE	66.25	60.00	70.00	60.00	65.00	60.00
GEL MEDIUM SIZE	BOTTLE	60.00	115.00	85.00	100.00	130.00	100.00
DISPOSABLE RAZOR GILLET-II	EACH	45.00	40.00	45.00	40.00	45.00	42.00
SHAVING CREAM TOUCH-ME/ADM.	EACH	62.50	60.00	65.00	65.00	65.00	65.00
GOLD TEZABI 24 CT	10 GM.	37200.00	37894.37	36200.00	37708.00	37723.00	37708.00
SILVER TEZABI 24 CT	10 GM.	591.00	600.00	550.00	574.00	643.00	574.00
ARTIFICIAL JEWELLARY SET	SET	600.00	550.00	1000.00	725.00	1000.00	300.00
WRIST WATCH GENTS CITIZEN (ORIGINAL) ***	EACH	3500.00	7000.00	4100.00	7200.00	3200.00	3200.00
WRIST WATCH LADIES CITIZEN (ORIGINAL) ***	EACH	3500.00	7000.00	4100.00	7000.00	3200.00	3200.00
WALL CLOCK QUARTZ AV.QLTY	EACH	575.00	550.00	600.00	1100.00	600.00	500.00
SUITCASE REXIN (24"x16"x6")	EACH	915.00	1750.00	1700.00	1600.00	1800.00	1500.00
TRUNK MEDIUM SIZE ***	EACH	962.50	1800.00	1990.00	1800.00	1400.00	1400.00
PURSE LADIES (LEATHER) AVERAGE QUALITY	EACH	625.00	650.00	700.00	1100.00	1300.00	1200.00

### 7.11 Intercity Consumer Prices December, 2015

Description	Unit	Karachi	Hyder- abad	Nawab- shah	Mirpur-khas	Mithi	Sukkar	Larkana	Dadu
WHEAT	10 KG.	370.00	350.00	350.00	350.00	350.00	340.00	312.50	330.00
WHEAT FLOUR FINE/SUPERIOR.	KG.	48.27	48.00	42.25	48.00	50.00	40.00	42.00	40.00
WHEAT FLOUR AVG. QLTY	KG.	42.62	42.00	40.00	38.00	40.00	39.00	40.00	38.00
WHEAT FLOUR BAG	10 KG.	442.69	420.00	380.00	380.00	400.00	390.00	380.00	400.00
MAIDA	KG.	51.54	50.00	50.00	48.00	50.00	55.00	45.00	45.00
SUJI	KG.	51.73	55.00	60.00	48.00	48.00	55.00	45.00	50.00
BESAN AV. QLTY.	KG.	124.81	130.00	110.00	130.00	135.00	115.00	100.00	120.00
RICE BASMATI SUP. QLTY.	KG.	152.88	130.00	140.00	110.00	115.00	130.00	110.00	120.00
RICE BASMATI 385/386	KG.	86.15	70.00	67.50	50.00	55.00	60.00	57.50	60.00
RICE BASMATI BROKEN AV.QLTY	KG.	71.35	67.50	70.00	40.00	40.00	75.00	70.00	40.00
RICE IRRI-6 (SINDH/PUNJAB)	KG.	44.38	40.00	51.25	30.00	32.00	52.50	26.00	30.00
VERMICELLI	KG.	83.08	80.00	80.00	85.00	85.00	80.00	70.00	70.00
BREAD PLAIN MEDIUM SIZE	EACH	45.00	44.00	48.00	45.00	45.00	50.00	40.00	45.00
RUSK (PAPAY)	KG.	188.27	172.50	200.00	140.00	150.00	230.00	200.00	240.00
BISCUITS-PACKED	PKT	35.00	35.00	35.00	35.00	35.00	35.00	35.00	35.00
BISCUIT-BAKERY (LOOSE)	250 GM	87.12	77.50	90.00	50.00	50.00	60.00	100.00	60.00
CORNFLAKS FAUJI 225 GM.	PKT	171.00	166.50	225.00	180.00	180.00	176.40	180.00	166.50
SAMOSAS (VEGATABLE)	EACH	12.92	10.00	7.75	10.00	8.00	11.00	12.00	15.00
PASTRY AV.QLTY.	EACH	20.62	19.00	20.00	15.00	10.00	12.50	37.50	20.00
PATTIES (VEGATABLES)	EACH	16.62	10.50	10.00	15.00	10.00	12.50	20.00	10.00
NIMCO	250 GM	88.46	52.50	90.00	60.00	60.00	70.00	77.50	50.00
CHIPS	250 GM	97.40	70.00	90.00	60.00	60.00	75.00	87.50	60.00
BEEF WITH BONE AV.QLTY.	KG	347.12	310.00	350.00	240.00	0.00	310.00	300.00	280.00
MUTTON AV.QLTY.	KG	666.35	600.00	550.00	600.00	550.00	590.00	600.00	600.00
CHICKEN FARM BROILER (LIVE)	KG	147.90	150.00	160.00	138.00	150.00	136.00	125.00	160.00
FISH-RAHU MEDIUM SIZE	KG	289.81	280.00	350.00	275.00	300.00	325.00	275.00	360.00
MILK FRESH (UNBOILED)	LTR.	84.00	80.00	80.00	75.00	65.00	75.00	80.00	80.00
CURD	KG.	120.00	106.00	100.00	90.00	80.00	90.00	95.00	100.00
MILK TETRA PACK 1/2 LTR.	PKT.	60.00	50.00	60.00	60.00	60.00	60.00	60.00	60.00
LACTOGEN 400 GRAMS	PKT.	425.00	425.00	420.00	400.00	400.00	425.00	425.00	430.00
POWDER MILK NIDO 400GM.	PKT	380.00	370.00	340.00	355.00	340.00	380.00	370.00	380.00
MILK POWDER LOOSE/PACKED	KG.	506.54	562.50	560.00	480.00	480.00	480.00	450.00	370.00
BUTTER LOCAL PACKED	50 GM.	25.92	25.00	52.00	25.00	25.00	27.50	27.00	30.00
EGGS FARM	DOZ	108.83	115.00	97.50	100.00	120.00	106.00	100.00	100.00
MUSTARD OIL AV.QLTY.	KG.	167.21	140.00	160.00	130.00	130.00	132.50	200.00	160.00
COOKING OIL (DALDA)	2.5LTR	468.00	469.00	440.00	470.00	470.00	468.00	440.00	450.00
COOKING OIL (PAKWAN) OTHER BRAND SPECIFY	2.5 LTR	455.00	345.00	350.00	440.00	440.00	460.00	380.00	400.00
VEGETABLE GHEE TIN	2.5KG.	453.00	452.00	460.00	450.00	450.00	453.00	440.00	450.00
VEGETABLE GHEE (LOOSE)	KG.	141.35	140.00	136.25	150.00	150.00	140.00	105.00	100.00
DATES AV.QLTY.	KG.	204.62	147.50	220.00	120.00	130.00	175.00	170.00	220.00
PISTACHIO AV.QLTY.	50 GM.	145.00	150.00	100.00	80.00	85.00	150.00	140.00	120.00
ALMONDS WHOLE AV.QLTY.	KG.	1173.08	575.00	600.00	750.00	765.00	850.00	1250.00	700.00
COCONUT DRY AV.QLTY.	KG.	368.27	226.25	220.00	210.00	220.00	240.00	240.00	260.00
RAISINS AV.QLTY.	50 GM.	26.92	20.00	25.00	20.00	20.00	25.00	20.00	20.00
GROUNDNUTS (WITH SHELL)	KG.	272.69	140.00	130.00	140.00	150.00	240.00	150.00	130.00
MALTA/MOSAMBI	DOZ	122.50	131.25	240.00	160.00	185.00	120.00	85.00	150.00
KINNU	DOZ	119.17	63.75	60.00	90.00	100.00	80.00	75.00	160.00
APPLE	KG	95.19	71.88	147.50	80.00	90.00	70.00	80.00	125.00
ALOO BUKHARA	KG	0.00	0.00	0.00	0.00	0.00	0.00	0.00	0.00
POMEGRANATE (ANNAR)	KG	149.23	182.50	170.00	200.00	250.00	200.00	205.00	240.00
GRAPES	KG	0.00	0.00	0.00	0.00	0.00	0.00	0.00	0.00
BANANAS	DOZ	55.77	42.50	60.00	40.00	30.00	55.00	45.00	20.00
MANGO KALMI	KG	0.00	0.00	0.00	0.00	0.00	0.00	0.00	0.00
GUAVA	KG	73.85	55.00	65.00	60.00	70.00	50.00	45.00	40.00
WATERMELON (TURBOOZ)	KG	0.00	0.00	0.00	0.00	0.00	0.00	0.00	0.00
MUSKMELON (KHARBOOZA)	KG	0.00	0.00	0.00	0.00	0.00	0.00	0.00	0.00
SWEETMELON (GARMA)	KG	0.00	0.00	0.00	0.00	0.00	0.00	0.00	0.00
PULSE MASOOR (WHOLE)	KG.	135.00	103.13	130.00	120.00	125.00	130.00	110.00	120.00
PULSE MASOOR (WASHED)	KG.	142.12	132.50	120.00	130.00	135.00	140.00	120.00	130.00
PULSE MOONG (WASHED)	KG.	162.69	158.75	160.00	170.00	172.00	155.00	150.00	180.00
PULSE MASH (WASHED)	KG.	246.54	253.75	160.00	250.00	260.00	232.50	250.00	240.00
PULSE GRAM	KG.	123.56	121.88	80.00	120.00	130.00	125.00	115.00	120.00

Contd.

### 7.11 Intercity Consumer Prices December, 2015

Description	Unit	Karachi	Hyder- abad	Nawab- shah	Mirpur-khas	Mithi	Sukkar	Larkana	Dadu
GRAM WHOLE BLACK AV.QLTY.	KG.	107.50	75.00	70.00	110.00	115.00	120.00	120.00	80.00
GRAM WHOLE YELLOW AV.QLTY	KG.	122.60	115.00	100.00	120.00	130.00	125.00	137.50	120.00
BEANS (LAL LOBIA)	KG.	153.08	115.63	100.00	110.00	115.00	155.00	150.00	140.00
POTATOES	KG	27.21	27.50	20.00	25.00	25.00	30.00	27.50	20.00
ONION	KG	49.42	40.94	56.25	40.00	50.00	45.00	60.00	35.00
TURNIP	KG	41.73	40.94	45.00	30.00	35.00	20.00	17.50	20.00
RADISH	KG	29.33	20.00	20.00	20.00	20.00	20.00	17.50	30.00
TOMATOES	KG	57.12	48.75	90.00	40.00	50.00	50.00	80.00	55.00
CABBAGE	KG	43.94	37.50	47.50	30.00	35.00	30.00	40.00	30.00
CAULIFLOWER	KG	48.46	40.00	52.50	30.00	30.00	30.00	40.00	20.00
BRINJAL	KG	34.04	30.00	28.75	20.00	30.00	25.00	27.50	20.00
PUMPKIN	KG	0.00	0.00	0.00	0.00	0.00	0.00	0.00	0.00
BOTTLEGOURD	KG	0.00	0.00	0.00	0.00	0.00	0.00	0.00	0.00
LADY FINGER	KG	0.00	0.00	0.00	0.00	0.00	0.00	0.00	0.00
PEAS	KG	64.62	50.00	60.00	60.00	70.00	60.00	80.00	60.00
SPINACH	KG	29.23	32.50	27.50	20.00	25.00	20.00	17.50	20.00
TINDA	KG	0.00	0.00	0.00	0.00	0.00	0.00	0.00	0.00
TURAI	KG	0.00	0.00	0.00	0.00	0.00	0.00	0.00	0.00
KARAILA	KG	0.00	0.00	0.00	0.00	0.00	0.00	0.00	0.00
ARVI	KG	0.00	0.00	0.00	0.00	0.00	0.00	0.00	0.00
CHILLIES GREEN	KG	54.81	60.00	60.00	40.00	40.00	40.00	50.00	40.00
CARROT	KG	40.00	26.25	52.50	20.00	20.00	30.00	35.00	20.00
COCUMBER (KHEERA)	KG	37.88	30.00	50.00	50.00	60.00	40.00	40.00	50.00
LEMON	250GM	51.15	40.00	70.00	40.00	40.00	35.00	30.00	30.00
SUGAR REFINED	KG.	58.15	52.63	56.25	52.00	52.00	52.50	55.00	55.00
GUR AV.QLTY	KG.	93.08	100.00	77.50	80.00	85.00	70.00	70.00	70.00
HONEY LANGANESE 500 GM.	BOTTLE	808.65	800.00	800.00	740.00	740.00	750.00	820.00	750.00
MILO 200 GM.	BOTTLE	210.00	215.00	170.00	209.00	190.00	206.00	220.00	200.00
CUSTARD POWDER RAFHAN 300 GM.	PKT	75.00	75.00	70.00	85.00	85.00	75.00	70.00	75.00
TOFFEE (HILAL)	EACH	1.00	1.00	1.00	1.00	1.00	1.00	2.00	1.00
CHOWKELATE CANDY (SMALL SIZE)	EACH	5.00	5.00	5.00	5.00	5.00	5.00	5.00	5.00
SWEETMEAT (MIXED)	KG	491.35	380.00	362.50	300.00	300.00	380.00	440.00	350.00
ICE CREAM WALLS	CUP.	40.00	40.00	40.00	40.00	40.00	40.00	40.00	40.00
ICE	KG	10.00	10.00	20.00	10.00	10.00	9.00	15.00	10.00
JAM AHMED/MITCHELLES	BOTTLE	131.54	130.00	120.00	120.00	120.00	130.00	120.00	125.00
SQUASH-MITCHELLES	BOTTLE	150.00	160.00	140.00	160.00	160.00	150.00	135.00	150.00
ROOH AFZA	BOTTLE	150.00	160.00	150.00	150.00	150.00	155.00	150.00	150.00
JAM-E-SHIREEN	BOTTLE	160.00	160.00	150.00	160.00	160.00	155.00	150.00	150.00
SAUNF	50 GM	22.58	20.00	20.00	12.00	16.00	20.00	20.00	20.00
CINAMON LOOSE AV. QLTY	50 GM.	32.50	25.00	35.00	20.00	20.00	30.00	20.00	20.00
CUMINSEED WHITE NATIONAL	50 GM.	54.00	52.00	50.00	50.00	50.00	52.00	50.00	54.00
PEPPER BLACK NATIONAL	50 GM.	96.00	96.00	96.00	92.00	92.00	96.00	96.00	100.00
CLOVES LOOSE AV.QLTY	50 GM.	78.37	90.00	90.00	65.00	70.00	100.00	100.00	90.00
CARDAMOM LARGE LOOSE AV.QLTY	50 GM.	175.00	140.00	100.00	150.00	150.00	160.00	120.00	90.00
CARDAMOM SMALL AV.QLTY	50 GM.	85.38	98.75	100.00	60.00	65.00	80.00	105.00	80.00
SALT-POWDERED (LAHORI) LOOSE	KG.	12.00	10.00	8.00	10.00	10.00	12.50	10.00	10.00
SALT POWDERED (NATIONAL/SHAN)	PKT	25.00	25.00	25.00	20.00	20.00	25.00	25.00	25.00
CHILLIES POWD.NATIONAL 200GM	PKT	105.00	105.00	105.00	105.00	105.00	105.00	105.00	105.00
CHILLIES POWDER LOOS	KG.	314.23	285.00	250.00	220.00	178.25	265.00	235.00	280.00
CORRIANDER SEED POWD.NATIONAL	PKT	104.00	104.00	88.00	78.00	78.00	104.00	78.00	104.00
CORRIANDER SEED (LOOSE)	KG.	253.65	228.75	250.00	190.00	200.00	220.00	240.00	260.00
TURMERIC POWD.NATIONAL 50GM	PKT.	35.00	35.00	35.00	35.00	35.00	35.00	35.00	35.00
CURRY POWD. NATIONAL 200 GM	PKT.	86.00	87.00	86.00	86.00	86.00	87.00	86.00	86.00
TOMATO KETCHUP AHMED/MITCHL	BOTTLE	80.00	75.00	100.00	85.00	85.00	80.00	102.50	90.00
PICKLES AHMED/MITCHELLES	BOTTLE	100.00	105.00	95.00	90.00	90.00	110.00	120.00	125.00
VINEGAR SYNTHETIC (SIRKA)	BOTTLE	60.00	50.00	80.00	65.00	65.00	65.00	90.00	85.00
GARLIC	KG	253.65	205.00	170.00	200.00	210.00	180.00	160.00	180.00
GINGER	KG	145.00	160.00	230.00	140.00	160.00	140.00	160.00	140.00
TAPAL DANEDAR TEA 200GM PACKET	PKT	183.16	183.16	157.89	176.84	176.84	183.16	183.16	183.16
TEA LIPTON YELLOW LABEL 200GM.	PKT.	189.47	189.47	165.00	189.47	189.47	189.47	189.47	189.47
TEA LOOSE KENYA AV.QLTY 250GM.	PKT.	156.54	140.00	135.00	200.00	210.00	130.00	125.00	135.00
COFFEE-NESCAFE 75 GM. **	BOTTLE	350.00	300.00	320.00	300.00	300.00	320.00	345.00	360.00

Contd.

## 7.11 Intercity Consumer Prices December, 2015

Description	Unit	Karachi	Hyder- abad	Nawab- shah	Mirpur-khas	Mithi	Sukkar	Larkana	Dadu
COLD DRINK (STANDARD SIZ)	BOTTLE	25.00	25.00	25.00	25.00	25.00	25.00	25.00	25.00
FRUIT JUICE TETRA PACK	PKT.	18.23	20.00	20.00	15.00	15.00	15.00	20.00	15.00
MINERAL WATER NESTLE 1.5 LTR	BOTTLE	50.00	50.00	50.00	50.00	50.00	46.25	45.00	50.00
CIGARETTES K-2 10'S **	PKT	60.00	60.00	50.00	55.00	55.00	60.00	60.00	60.00
CIGARETTES CAPSTAN 10'S **	PKT	65.00	65.00	70.00	60.00	60.00	58.50	65.00	65.00
CIGARETTES GOLD LEAF 20'S	PKT	125.00	125.00	130.00	120.00	120.00	115.00	122.50	120.00
CIGARETTES MORVEN GOLD 20'S	PKT	65.00	65.00	50.00	60.00	60.00	58.50	65.00	65.00
BETEL LEAVES	50GM.	89.62	70.00	70.00	60.00	65.00	80.00	75.00	100.00
BETEL NUTS	KG.	292.31	275.00	240.00	280.00	280.00	330.00	270.00	360.00
LONG CLOTH 57" GUL AHMED/AL-KARAM	METER	180.00	210.00	300.00	170.00	170.00	230.00	195.00	230.00
SHIRTING AV.QLTY.	METER	153.46	140.00	200.00	100.00	100.00	120.00	130.00	130.00
PANT CLOTH W & WEAR AV.QLTY	METER	383.08	387.50	450.00	300.00	300.00	450.00	350.00	300.00
LAWN PRINTED GUL AHMED/AL-KARAM	METER	360.00	215.00	400.00	270.00	275.00	375.00	333.00	230.00
GEORGETTE AV.QLTY	METER	114.71	110.00	225.00	130.00	140.00	150.00	130.00	100.00
LINEN AV.QLTY ***	METER	159.23	130.00	150.00	140.00	150.00	140.00	175.00	120.00
HEAVY WT SUITING LAWERNCPUR AVG QLTY	METER	2200.00	1250.00	1400.00	1400.00	1400.00	1250.00	1100.00	900.00
HEAVY WT SUITING LAWERNCPUR SUP QLTY	METER	2700.00	2250.00	2300.00	1500.00	1500.00	1500.00	1300.00	1300.00
TROPICAL SUITING LAW.PUR	METER	1475.00	1100.00	925.00	900.00	900.00	1000.00	900.00	750.00
PANT BOY 24"/26" LENGTH.	EACH	521.15	420.00	900.00	400.00	350.00	400.00	370.00	590.00
SHIRT BOY 24"/26" LENGTH	EACH	419.23	375.00	800.00	300.00	300.00	400.00	350.00	450.00
SCHOOL UNI. PANT,SHIRT BOYS	SUIT	726.92	683.33	900.00	700.00	700.00	600.00	500.00	550.00
SCHOOL UNI. KAMEEZ,SHAL.BOYS	SUIT	565.38	633.33	800.00	600.00	600.00	600.00	550.00	475.00
SCHOOL UNI. KAMEEZ,SHAL.GIRL	SUIT	630.77	562.50	900.00	700.00	725.00	600.00	550.00	540.00
FROCK W/WEAR GIRLS	EACH	1061.54	1200.00	900.00	600.00	500.00	900.00	500.00	630.00
AWAMI-SUIT W & V(BOY) 24"/26	SUIT	926.92	700.00	1000.00	800.00	750.00	900.00	600.00	685.00
AWAMI-SUIT W&W (GENTS)AV.QLTY	SUIT	1592.31	1200.00	1600.00	1200.00	1000.00	1000.00	850.00	960.00
PULLOVER GENTS OXFORD/BON.	EACH	2800.00	2410.00	3200.00	2000.00	2000.00	2200.00	2085.00	2800.00
PULLOVER LADIES OXFORD/BON.	EACH	3000.00	2310.00	3000.00	1800.00	1800.00	2000.00	1800.00	2300.00
PULLOVER (GENTS) OTHERS A.QTY	EACH	917.31	900.00	1800.00	600.00	700.00	800.00	700.00	600.00
SECOND-HAND COAT FOR MEN	EACH	481.73	300.00	500.00	400.00	525.00	400.00	400.00	300.00
SECONDHAND SWEETER FOR MEN DUP QLTY	EACH	289.42	140.00	400.00	300.00	325.00	225.00	290.00	200.00
SECONDHAND WINTER JACKET	EACH	515.38	225.00	800.00	280.00	260.00	400.00	425.00	250.00
UNDERWEAR AV.QLTY MEDIUM SIZE	EACH	177.69	76.88	180.00	80.00	80.00	110.00	150.00	60.00
VEST FOR MEN AV.QLTY.	EACH	184.62	95.00	120.00	80.00	70.00	100.00	105.00	100.00
VEST/SHAMEEZ (WOMEN) AVG. QLTY	EACH	146.54	150.00	350.00	70.00	70.00	120.00	140.00	140.00
SOCKS NYLON (PAKISTANI)	PAIR	76.54	60.00	100.00	70.00	50.00	90.00	85.00	50.00
BRASSIER AV.QLTY.	EACH	180.00	111.25	250.00	125.00	80.00	135.00	180.00	100.00
BRASSIER SUP QLTY	EACH	335.00	200.00	400.00	350.00	350.00	300.00	280.00	200.00
DOPATTA GEORGETTE AV.QLTY.	EACH	243.08	200.00	350.00	300.00	300.00	225.00	300.00	250.00
DOPATTA COTTON AV GLTY	EACH	265.38	150.00	300.00	190.00	250.00	175.00	220.00	200.00
CHADDAR (WWEAR) (2x2.5 MTR)	EACH	515.38	312.50	1000.00	350.00	350.00	275.00	520.00	350.00
LUNGI/DHOTI(COTTON) AVG. QLTY	EACH	318.27	287.50	300.00	350.00	310.00	250.00	480.00	250.00
HANDKERCHIEF AVG. QLTY PAK	EACH	53.08	30.00	60.00	40.00	40.00	50.00	50.00	45.00
HANDKERCHIEF SUP. QLTY PAK	EACH	86.15	60.00	120.00	65.00	60.00	77.50	75.00	120.00
GLOVES AV QLTY	PAIR	57.69	60.00	80.00	70.00	60.00	90.00	55.00	100.00
AZARBAND COTTON AVG. QLTY	EACH	15.00	11.00	25.00	10.00	8.00	20.00	25.00	15.00
SEWING THREAD/REEL(ASLI PARI)	EACH	7.00	6.00	7.00	10.00	10.00	7.00	7.00	7.00
WASHING CHARGES PAINT & SHIRT	SUIT	73.08	95.00	50.00	60.00	50.00	55.00	100.00	40.00
DRY CLEANING SUIT COAT PANT	SUIT	319.23	246.67	150.00	200.00	200.00	250.00	280.00	160.00
WASHING CH. (KAMIZ-SHALWAR)	PAIR	73.46	65.00	80.00	50.00	50.00	50.00	60.00	30.00
TAILORING SHIRT	EACH	415.38	337.50	450.00	200.00	250.00	400.00	375.00	200.00
TAILORING CHARGES PANT (MEN)	EACH	700.00	662.50	500.00	250.00	250.00	600.00	550.00	300.00
TAILORING COAT-PANT SUIT	SUIT	5192.31	3450.00	4000.00	3000.00	3000.00	4000.00	3300.00	3200.00
TAILORING AWAMI-SUIT (MALE)	SUIT	595.19	621.88	600.00	400.00	300.00	550.00	600.00	475.00
TAILORING SUIT FEMALE	SUIT	663.46	431.25	500.00	400.00	300.00	550.00	600.00	250.00
GENTS SHOES PAUL BATA	PAIR	1199.00	1199.00	1199.00	1199.00	1199.00	1199.00	1199.00	1199.00
GENTS SANDAL BATA	PAIR	699.00	699.00	699.00	699.00	699.00	699.00	699.00	699.00
GENTS SPOUNG CHAPPAL BATA	PAIR	179.00	179.00	179.00	179.00	179.00	179.00	179.00	179.00
LADIES SANDAL BATA	PAIR	499.00	499.00	499.00	499.00	499.00	499.00	499.00	499.00
LADIES SPOUNG CHAPPAL BATA	PAIR	179.00	179.00	179.00	179.00	179.00	179.00	179.00	179.00
CHILD SHOE POWER LITE BATA	PAIR	599.00	599.00	599.00	599.00	599.00	599.00	599.00	599.00
GENTS SHOE, ART 1109 SERVICE	PAIR	999.00	999.00	999.00	999.00	999.00	999.00	999.00	999.00

Contd.

### 7.11 Intercity Consumer Prices December, 2015

Description	Unit	Karachi	Hyder- abad	Nawab- shah	Mirpur-khas	Mithi	Sukkar	Larkana	Dadu
NYLON JOGGER 27 SIZE 2-5 ***	PAIR	1299.00	1299.00	1299.00	1299.00	1299.00	1299.00	1299.00	1299.00
CHINA FOOT WEAR AV. QLTY (MALE) *	PAIR	780.77	550.00	600.00	450.00	400.00	500.00	750.00	800.00
CHINA FOOT WEAR AV. QLTY (FEMALE) *	PAIR	761.54	400.00	400.00	250.00	240.00	425.00	300.00	450.00
CHINA FOOT WEAR AV. QLTY (CHILDREN) *	PAIR	630.77	400.00	380.00	200.00	220.00	425.00	300.00	591.00
SHOE REPAIR HALF SOLE	PAIR	130.77	80.00	80.00	70.00	50.00	65.00	170.00	50.00
SHOES POLISH CHARGES AVERAGE SHOP	PAIR	22.12	20.00	20.00	12.50	10.00	15.00	20.00	10.00
HOUSE RENT (combined)	MONTH	10359.00	5589.00	3500.00	4703.00	3300.00	5449.00	3991.00	3236.00
rent 2	pm	10359.00	5589.00	3500.00	4703.00	3300.00	5449.00	3991.00	3236.00
RENT3	PM	10359.00	5589.00	3500.00	4703.00	3300.00	5449.00	3991.00	3236.00
RENT4	PM	10359.00	5589.00	3500.00	4703.00	3300.00	5449.00	3991.00	3236.00
RENT5	PM	10359.00	5589.00	3500.00	4703.00	3300.00	5449.00	3991.00	3236.00
RENT6	PM	10359.00	5589.00	3500.00	4703.00	3300.00	5449.00	3991.00	3236.00
SYNTHETIC ENEMAL ROBIALAC BALTI 3.64 LTR.	EACH	1880.00	1609.50	1580.00	1850.00	1850.00	1900.00	2100.00	1700.00
SYNTHETIC ENEMAL ICI BALTI 3.64 LTR.	EACH	1880.00	2070.00	1890.00	1850.00	1850.00	1900.00	2100.00	1700.00
CEMENT (LOCAL) SPECIFY BRAND NAME	BAG	536.35	535.00	540.00	530.00	530.00	550.00	530.00	525.00
BRICKS (NEW) 1ST CLASS	P/1000	0.00	5000.00	5500.00	4300.00	5500.00	5000.00	4650.00	4000.00
CEMENT BLOCKS (6"x8"x12")	P/100	3046.15	0.00	0.00	0.00	0.00	0.00	0.00	0.00
BAJREE	100CFT	4769.23	2862.50	2200.00	2900.00	4800.00	3500.00	3700.00	2500.00
SAND (BLACK PIT SAND)	K100CFT	0.00	0.00	2000.00	0.00	2000.00	1500.00	1500.00	2000.00
TIMBER SHESHAM LOG 1ST QUALITY	cubmt.	56000.00	38860.00	0.00	0.00	0.00	37022.00	44143.00	55500.00
IRON BAR (M.S. BAR) 1/2"	P/TON	65576.92	61000.00	76000.00	63500.00	64000.00	64000.00	64000.00	63000.00
CARPANTER WAGE RATE	P/DAY	861.54	900.00	900.00	700.00	600.00	750.00	800.00	600.00
MASON (RAJ) WAGE RATE	P/DAY	1061.54	900.00	1000.00	700.00	600.00	750.00	800.00	800.00
UNSKILLED LABOUR WAGE RATE	P/DAY	630.77	550.00	450.00	400.00	400.00	400.00	400.00	350.00
PLUMBER WAGE RSTE	P/DAY	861.54	900.00	800.00	700.00	600.00	750.00	600.00	450.00
ELECTICIAN WAGE RATE PER DAY **	P/DAY	700.00	900.00	700.00	0.00	0.00	0.00	600.00	400.00
ELECTICIAN WAGE RATE PER POINT **	P/PNT	159.23	100.00	200.00	100.00	75.00	87.50	120.00	60.00
WATER CHARGES PER HOUSE	P/MONTH	117.50	191.00	40.00	40.00	200.00	57.50	150.00	35.00
ELECT.CHARGES UPTO 50 UNITS	PI/UNIT	2.00	2.00	2.00	2.00	2.00	2.00	2.00	2.00
ELECT.CHARGES 01 - 100 UNIT	PI/UNIT	6.18	6.18	6.18	6.18	6.18	6.18	6.18	6.18
ELECT.CHARGES 101 - 300 UNIT	PI/UNIT	9.54	9.54	9.54	9.54	9.54	9.54	9.54	9.54
ELECT.CHARGES 301 - 1000 UNIT	PI/UNIT	16.39	16.39	16.39	16.39	16.39	16.39	16.39	16.39
ELECT.CHARGES ABOVE 1000 UNIT	PI/UNIT	18.39	18.39	18.39	18.39	18.39	18.39	18.39	18.39
ELEC	PM	10.50	10.50	10.50	10.50	10.50	10.50	10.50	10.50
GAS CHRGR upto 3.3719 MMBUT	MMBTU	128.70	128.70	128.70	128.70	0.00	128.70	128.70	128.70
GAS CHRGR 3.3719 - 6.7438 MMBUT	MMBTU	257.40	257.40	257.40	257.40	0.00	257.40	257.40	257.40
GAS CHRGR 6.7438 - 10.1157 MMBUT	MMBTU	257.40	257.40	257.40	257.40	0.00	257.40	257.40	257.40
GAS CHRGR10.1157 - 13.4876 MMBUT	MMBTU	702.00	702.00	702.00	702.00	0.00	702.00	702.00	702.00
GAS	PM	702.00	702.00	702.00	702.00	0.00	702.00	702.00	702.00
GAS	PM	409.50	409.50	409.50	409.50	0.00	409.50	409.50	409.50
KEROSENE OIL	LTR	98.85	90.00	100.00	90.00	100.00	78.50	100.00	110.00
FIREWOOD WHOLE	40 KG.	615.38	450.00	450.00	450.00	400.00	400.00	425.00	450.00
CHAIR SHESHAM WOOD WITH ARMS **	EACH	1861.54	900.00	2000.00	1000.00	1100.00	1750.00	2600.00	1300.00
CHAIR PLASTIC (CHAIRMAN) AVERAGE QUALITY	EACH	880.77	650.00	800.00	500.00	650.00	700.00	850.00	800.00
TABLE SHESHAM WOOD (4X2X5") ***	EACH	6653.85	3616.67	6000.00	2600.00	2800.00	4500.00	7900.00	5500.00
SOFASET WOODEN WITH FOAM SEAT **	SET	19384.62	11166.67	18000.00	12000.00	12000.00	12500.00	15500.00	20000.00
COT IRON (WITH NIWAR)AV.QLTY.	EACH	2596.15	1500.00	2500.00	2000.00	2000.00	2250.00	3550.00	2600.00
ALMIRAH (STEEL) 6'X3' 20 GUAGE	EACH	9826.92	6416.67	10000.00	6500.00	7000.00	12000.00	10000.00	14000.00
DINNING TABLE 6 CHAIRS A.QLTY	SET	15615.38	13500.00	21000.00	11000.00	11000.00	19500.00	17250.00	25000.00
SINGLE BED WITHOUT FOAM MED.	EACH	6153.85	5533.33	6800.00	3500.00	3800.00	8000.00	5000.00	6500.00
MATRESS SINGLE(4"THICK)	EACH	5200.00	4750.00	4800.00	6100.00	6100.00	4500.00	5000.00	6100.00
FARSHI DARI 12'X9' AV.QLTY	EACH	1492.31	866.67	1450.00	850.00	850.00	900.00	1350.00	800.00
DARI COTTON (6'x2 1/2') AV.QL	EACH	565.38	323.33	700.00	400.00	500.00	350.00	575.00	300.00
CARPET PLAIN AV. QLTY	SQFT.	66.73	36.00	38.00	35.00	40.00	32.50	90.00	22.00
QUILT (LIHAF) 3 KG. COTTON	EACH	1619.23	512.50	900.00	600.00	700.00	1000.00	875.00	600.00
BLANKET (90" x 54")	EACH	2907.69	2500.00	4000.00	2000.00	2200.00	3750.00	3100.00	3500.00
BEDSHEET SINGLE BED SUP.QLTY	EACH	832.69	333.33	700.00	400.00	400.00	500.00	850.00	600.00
BED SHEET DOUBLE WITH TWO PILLOW COVERS SUP QLTY	SET	1592.31	575.00	1300.00	600.00	600.00	900.00	1500.00	1100.00
TOWEL(3'x2') AV. QALTY	EACH	266.35	180.00	300.00	140.00	150.00	237.50	235.00	150.00
CEILING FAN 48" SUPER QLTY **	EACH	3500.00	2600.00	3000.00	2900.00	2900.00	2850.00	3600.00	2500.00
PEDESTAL FAN 22" SUPER QLTY	EACH	4400.00	3800.00	3800.00	4000.00	4000.00	3850.00	4600.00	3800.00
REFG. DAWLENCE 10 CFT. D.DOOR	EACH	31100.00	30900.00	28000.00	30000.00	30000.00	33500.00	32000.00	28500.00

Contd.

## 7.11 Intercity Consumer Prices December, 2015

Description	Unit	Karachi	Hyder- abad	Nawab- shah	Mirpur-khas	Mithi	Sukkar	Larkana	Dadu
D-FREEZER WAVES 8 CFT.	EACH	28100.00	27900.00	28000.00	28900.00	29000.00	30000.00	33000.00	25000.00
AIRCONDITIONER 1.5 TON PEL	EACH	40000.00	41800.00	41000.00	41800.00	41800.00	52000.00	47000.00	55000.00
SPLIT AIR CONDITIONER 1.5 TON (SPECIFY BRAND NAME)	EACH	44500.00	42500.00	45000.00	46000.00	46500.00	45000.00	48500.00	44000.00
AIRCOCOOLER SUPER ASIA	EACH	9200.00	8500.00	9000.00	10000.00	9000.00	12300.00	12500.00	11000.00
WASHING MACHINE SINGER	EACH	15600.00	15600.00	14700.00	15600.00	15600.00	15900.00	15600.00	14700.00
SEWING MACHINE(SINGER)	EACH	6795.00	6095.00	5200.00	5860.00	5860.00	5860.00	5860.00	5200.00
GIZER LARGE SIZE 30 GALLON CAPACITY SUP QLTY	EACH	21000.00	22100.00	20000.00	15500.00	15600.00	16000.00	17000.00	17000.00
GAS BURNER DOUBLE SPFY.BRAND	EACH	2198.08	1500.00	1800.00	1600.00	1700.00	1800.00	1850.00	2000.00
ELECT. IRON PHILIPS MDL.1120	EACH	1600.00	1700.00	2000.00	1200.00	1500.00	1700.00	2500.00	2000.00
ELECTRIC JUICER FOR APPLE	EACH	5163.46	3600.00	6000.00	3000.00	3000.00	1700.00	5000.00	3500.00
S.STEEL DEGHCHI MEDIUM SIZE ***	EACH	715.38	500.00	700.00	480.00	490.00	600.00	500.00	500.00
ALUMINIUM COOKING PAN (DEGCHI ) MED SIZE	EACH	715.38	450.00	360.00	370.00	380.00	450.00	460.00	450.00
NON STICK COOKING PAN (DEGCHI ) SUP. QLTY	EACH	915.38	550.00	1000.00	550.00	560.00	550.00	560.00	900.00
FRYING PAN STEEL AVG. QLTY MED. SIZE	EACH	381.73	200.00	350.00	260.00	260.00	300.00	460.00	190.00
TAWA IORN (MEDIUM SIZE) AVG. QLTY	EACH	365.38	218.75	350.00	250.00	250.00	300.00	400.00	190.00
S.STEEL PLATE A.QLTY.(M.SIZE)	EACH	93.27	40.63	80.00	55.00	60.00	70.00	120.00	80.00
TABLE SPOON S.STEEL SUP.QLTY.	DOZEN	270.00	300.00	320.00	250.00	280.00	350.00	650.00	250.00
WATER SET JUG+6 GLASSES (OMROC)	SET	615.38	400.00	480.00	350.00	370.00	550.00	475.00	600.00
TEA SET PAK. CHINAWARE 21 PCS.	SET	1624.62	950.00	1700.00	1250.00	1450.00	1750.00	1450.00	2500.00
DINNER SET PLASTIC 72 PIECES SUPERIOR QLTY	SET	7153.85	3000.00	5000.00	2600.00	2200.00	6250.00	2900.00	6200.00
HOTPOT SET PLASTIC 3 PCS.	SET	1330.77	1012.50	1200.00	1000.00	1000.00	1500.00	1550.00	1200.00
BUCKET(BALTI) PLASTIC MED.SIZ	EACH	415.38	270.00	700.00	300.00	290.00	300.00	450.00	300.00
LOTA PLASTIC (MED SIZE) AVERAGE QUALITY	EACH	83.46	50.00	60.00	50.00	50.00	67.50	55.00	50.00
PRESURE COOKER 4 LTR.	EACH	1861.54	900.00	1800.00	850.00	900.00	1500.00	1800.00	1300.00
WATER COOLER 9/10 LTR.PLASTIC ***	EACH	615.38	400.00	800.00	600.00	630.00	600.00	500.00	500.00
THERMOS STARVAC 1 LTR	EACH	394.71	300.00	550.00	350.00	350.00	650.00	460.00	500.00
BULB PHILIPS 100-WATTS	EACH	35.00	30.00	32.00	30.00	30.00	30.00	30.00	35.00
TUBE LIGHT PHILIPS 40 WATTS	EACH	100.00	100.00	110.00	110.00	110.00	97.50	95.00	120.00
ELECTRIC BLUBS "0" WATTE LOCAL	EACH	25.00	25.00	25.00	20.00	20.00	22.00	20.00	20.00
ELECTRIC BLUB ENERGY SAVER 14 WATTS	EACH	170.00	170.00	160.00	110.00	110.00	155.00	175.00	120.00
WASHING SOAP 250 GMS SPECIFY BRAND NAME	EACH	20.00	30.00	35.00	27.00	25.00	30.00	35.00	30.00
SURF EXCEL 400 GMS POLY BAG	EACH	125.00	110.00	125.00	125.00	125.00	110.00	125.00	125.00
WASHING POWDER 1000 GRM	EACH	185.00	185.00	180.00	175.00	175.00	185.00	185.00	185.00
WASHING POWDER (WHEEL/ BONUS) 100 GRAMS	EACH	95.00	95.00	95.00	85.00	85.00	95.00	85.00	90.00
CLEANSER POWDER VIM 1000 GM	PKT.	72.22	77.78	72.22	66.67	66.67	72.22	66.67	66.67
FINIS 500 ML	BOTTLE	180.00	225.00	200.00	125.00	125.00	180.00	165.00	225.00
PHNYLE TYPHONE/FINIS/CARRANITE 3 LITRES	BOTTLE	120.00	120.00	150.00	110.00	110.00	135.00	120.00	140.00
HARPIC	BOTTLE	145.00	145.00	145.00	125.00	125.00	145.00	145.00	145.00
BOOT POLISH CHERRY/KIWI 50ML	EACH	100.00	122.22	100.00	100.00	100.00	100.00	100.00	100.00
ROBIN BLUE (35 GRAMS)	PKT.	35.00	25.67	35.00	30.00	30.00	30.00	30.00	45.00
TISSU PAPER PERFUMED 100 PCS.	PKT	123.08	110.00	100.00	90.00	90.00	100.00	130.00	100.00
TOILET PAPER ROLL (R.PETEL)	PIROLL	42.00	32.00	40.00	35.00	35.00	35.00	35.00	30.00
BOOT POLISH LIQUID CHEERY BLOSSOM KIWI 75 ML	BOTTLE	140.00	135.00	150.00	120.00	120.00	140.00	120.00	140.00
MATCH BOX SMALL	EACH	2.00	2.00	3.00	3.00	3.00	2.00	2.50	2.00
DRY CELL 1.5 VOLT(LOCAL)	EACH	15.00	15.00	25.00	20.00	20.00	25.00	20.00	25.00
HAND STITCHING NEEDLE M.SIZE	PACKET	8.00	6.00	8.00	5.00	5.00	10.00	9.00	6.00
SEWING MACHINE NEEDLE (SINGER)	EACH	5.00	6.00	8.00	5.00	5.00	8.00	7.00	5.00
HOUSEHOLD SERVANT FEMALE P/T	P/MNTH	2653.85	1025.00	2000.00	600.00	800.00	1500.00	1250.00	1500.00
MARRIAGE HALL WITH FURNITURE	P/HEAD	301.54	95.63	70.00	90.00	60.00	100.00	150.00	80.00
SEPTRAN TABLETS	10TAB.	15.00	15.00	15.00	15.00	15.00	15.00	15.00	15.00
BRUFEN TABS 200-MG.	10TAB.	10.00	10.00	10.00	10.00	10.00	10.00	10.00	10.00
PANADOL TAB. EXTRA/PLAIN	10TAB.	10.00	10.00	10.00	10.00	10.00	10.00	10.00	10.00
DISPRIN TAB.	10TAB.	10.00	10.00	10.00	10.00	10.00	10.00	10.00	10.00
TRISIL TAB.	10 TAB	10.00	10.00	10.00	10.00	10.00	10.00	10.00	10.00
FLAGYL TAB. 200 MG.	10TAB.	10.00	10.00	10.00	10.00	10.00	10.00	10.00	10.00
VENTOLIN TAB. 2MG.	10TAB.	9.00	9.00	9.00	9.00	9.00	9.00	9.00	9.00
DAONIL TAB. 5 MG.	10TAB.	17.00	17.00	17.00	17.00	17.00	17.00	17.00	17.00
ENTOX TAB.	10TAB.	10.00	10.00	10.00	10.00	10.00	10.00	10.00	10.00
RENITEC TAB. 5 MG.	10TAB.	59.00	59.00	59.00	59.00	59.00	59.00	59.00	59.00
CAC. 1000 TAB	BOTTLE	122.00	122.00	122.00	122.00	122.00	122.00	122.00	122.00
AMOXIL CAPSOLE 250 MG.S	10CAP.	36.00	36.00	36.00	36.00	36.00	36.00	36.00	36.00
CALCIUM SYRUP SANDOZ	BOTTLE	64.00	64.00	64.00	64.00	64.00	64.00	64.00	64.00

Contd.

### 7.11 Intercity Consumer Prices December, 2015

Description	Unit	Karachi	Hyder- abad	Nawab- shah	Mirpur-khas	Mithi	Sukkar	Larkana	Dadu
LEDERPLEX SYRUP	BOTTLE	35.00	35.00	35.00	35.00	35.00	35.00	35.00	35.00
SANCOS SYRUP (50 ML.)	BOTTLE	30.00	30.00	30.00	30.00	30.00	30.00	30.00	30.00
PHENERGAN SYRUP 120 ML.	BOTTLE	33.00	33.00	33.00	33.00	33.00	33.00	33.00	33.00
CALPOL SYRUP 60 ML.	BOTTLE	28.00	28.00	28.00	28.00	28.00	28.00	28.00	28.00
HYDRYLLIN SYRUP 120 ML.	BOTTLE	65.00	65.00	65.00	65.00	65.00	65.00	65.00	65.00
POLYFAX EYE OINTMENT	TUBE	21.00	21.00	21.00	21.00	21.00	21.00	21.00	21.00
BETNESOL EYE DROPS	BOTTLE	33.89	33.89	33.89	33.89	33.89	33.89	33.89	33.89
EAR DROPS (CARDISPORINE) ***	BOTTLE	21.00	21.00	21.00	21.00	21.00	21.00	21.00	21.00
BETNOVATE-N OINTMENT 5 GMS	TUBE	16.00	16.00	16.00	16.00	16.00	16.00	16.00	16.00
BURNOL CREAM 30 GRM	TUBE	16.00	16.00	16.00	16.00	16.00	16.00	16.00	16.00
VICKS VAPORUB/BALM	BOTTLE	36.00	36.00	36.00	36.00	36.00	36.00	36.00	36.00
GLYCRINE SMALL BOTTLE	BOTTLE	20.00	25.00	25.00	20.00	15.00	15.00	15.00	27.50
JOUHAR JOSHANDA	PKT.	8.00	8.00	6.00	6.00	6.00	8.00	6.00	6.00
GALXOS-D (450 GRMS)	PKT.	157.50	157.50	151.88	151.88	151.88	157.50	157.50	151.88
GRIPE-WATER WOODWARDS	BOTTLE	55.00	55.00	50.00	50.00	50.00	55.00	50.00	55.00
SANIPLAST ONE PUTTY	EACH	2.00	2.00	2.00	1.00	1.00	2.00	2.00	2.00
O.R.S. (NIMCOL)	PKT.	15.00	17.00	15.00	15.00	15.00	15.00	15.00	15.00
DETTOL (MEDIUM)	BOTTLE	46.80	46.80	46.80	46.80	46.80	46.80	46.80	46.80
COTTON BANDAGE 2" - 4"	EACH	8.62	8.00	8.00	15.00	15.00	12.50	15.00	10.00
THERMOMETER CHINA	EACH	40.00	30.00	40.00	40.00	35.00	40.00	35.00	50.00
DOCTOR (MBBS) CLINIC FEE	P/PAT.	100.00	100.00	200.00	100.00	100.00	100.00	300.00	150.00
URINE TEST (DR) CHARGES	P/TEST	129.23	90.00	140.00	70.00	70.00	170.00	100.00	50.00
BLOOD TEST (CP) CHARGES	P/TEST	265.38	212.50	300.00	200.00	200.00	290.00	200.00	200.00
SUGAR TEST (RANDOM/FASTING BOTH) CHARGES	P/TEST	315.38	160.00	240.00	200.00	200.00	200.00	240.00	120.00
ECG CHARGES	P/TEST	361.54	213.13	350.00	200.00	200.00	350.00	200.00	200.00
X-RAY (CHEST) CHARGES	P/X-RAY	330.77	209.38	400.00	200.00	200.00	300.00	350.00	200.00
CAR SUZUKI 800 CC (W/O. A/C)	EACH	625000.00	625000.00	625000.00	625000.00	0.00	625000.00	632000.00	0.00
CAR SUZUKI 1000 CC	EACH	1034000.00	1034000.00	1044000.00	1044000.00	0.00	0.00	0.00	0.00
CAR TOYOTA 1300 CC	EACH	1682500.00	1561500.00	1568000.00	0.00	0.00	0.00	0.00	0.00
CAR HONDA CIVIC	EACH	2035000.00	0.00	2033000.00	0.00	0.00	0.00	0.00	0.00
MOTORCYCLE HONDA CD-70.	EACH	63500.00	63500.00	64000.00	63500.00	63500.00	64000.00	63500.00	63500.00
MOTORCYCLE YAMAHA 100CC.	EACH	78600.00	79300.00	79300.00	0.00	0.00	78500.00	79300.00	0.00
MOTOR CYCLE HERO 70 CC	EACH	46000.00	43000.00	44000.00	44500.00	0.00	43000.00	42500.00	0.00
BICYCLE WITH TYRES & TUBES	EACH	6303.85	7600.00	9300.00	7500.00	7900.00	7600.00	7900.00	7000.00
TYRE CAR WITH TUBE GENERAL	EACH	3500.00	2800.00	3800.00	3300.00	3400.00	3200.00	3800.00	4000.00
TYRE MOTOR CYCLE WITHOUT TUBE	EACH	1357.69	1100.00	1210.00	1250.00	1280.00	1200.00	1300.00	1300.00
TYRE CYCLE SPECIFY BRAND NAME	EACH	365.38	350.00	400.00	380.00	390.00	350.00	380.00	420.00
TYRE CAR W/O TUBE	EACH	3061.54	3000.00	3200.00	3100.00	3150.00	2700.00	2700.00	3600.00
PETROL SUPER	LITRE	76.26	76.26	76.26	76.26	76.26	76.26	76.26	76.26
HIGH SPEED DIESEL HSD	LITRE	83.79	83.79	83.79	83.79	83.79	83.79	83.79	83.79
CNG	K.G.	67.50	67.50	0.00	67.50	0.00	67.50	67.50	67.50
GAS CYLINDER STAND. SIZE	EACH	1100.00	1210.00	1100.00	1100.00	1150.00	1210.00	1210.00	1320.00
MOTOR CYCLE SERVICE CHARGES	EACH	365.38	300.00	250.00	250.00	250.00	250.00	400.00	250.00
CAR SERVICE CHARGES	EACH	430.77	450.00	500.00	300.00	300.00	350.00	600.00	400.00
TYRE PUNCTURE CHARGES	EACH	50.00	60.00	70.00	70.00	50.00	75.00	75.00	80.00
CYCLE OVERHAULING CHARGES	EACH	200.00	300.00	275.00	200.00	200.00	200.00	300.00	200.00
CAR TAX FOR 800CC TO 1300CC	YEARLY	1750.00	1750.00	1750.00	1750.00	1750.00	1750.00	1750.00	1750.00
TRAIN FARE ECO. 1-100 KM.	P/KM.	0.68	0.68	0.68	0.68	0.00	0.68	0.68	0.68
TRAIN FARE ECO. 101-500 KM.	P/KM.	0.98	0.98	0.98	0.98	0.00	0.98	0.98	0.98
TRAIN FARE ECO. > 500 KM.	P/KM.	0.89	0.89	0.89	0.89	0.00	0.89	0.89	0.89
TRAIN FARE IST SLP. 1-100KM	P/KM.	2.10	2.10	2.10	2.10	0.00	2.10	2.10	2.10
TRAIN FARE IST SLP. 101-500 KM	P/KM.	2.59	2.59	2.59	2.59	0.00	2.59	2.59	2.59
TRAIN FARE IST SLP. > 500 KM	P/KM.	1.99	1.99	1.99	1.99	0.00	1.99	1.99	1.99
TRAIN FARE A/C SLP. 1-100KM.	P/KM	5.76	5.76	5.76	5.76	0.00	5.76	5.76	5.76
TRAIN FARE A/C SLP. 101-500KM	P/KM.	4.59	4.59	4.73	4.59	0.00	4.59	4.59	4.59
TRAIN FARE A/C SLP > 500KM.	P/KM	4.16	4.16	4.16	4.16	0.00	4.16	4.16	4.16
PLATEFORM TICKET	EACH	10.00	10.00	10.00	10.00	0.00	10.00	10.00	10.00
AUTO RICKSHAW FARES	KM/MIN	75.00	40.00	80.00	60.00	90.00	80.00	50.00	40.00
FULL TONGA CHARGES	KM/MIN	70.00	60.00	35.00	60.00	0.00	80.00	65.00	0.00
TAXI 4 SEATER FARE	KM/MIN	75.00	60.00	100.00	90.00	90.00	80.00	60.00	60.00
BUS FARE MIN (WITHIN CITY)	TICKET	10.00	10.00	0.00	10.00	0.00	0.00	0.00	0.00
BUS FARE MAX (WITHIN CIT	TICKET	15.00	15.00	0.00	15.00	0.00	0.00	0.00	0.00

Contd.

## 7.11 Intercity Consumer Prices December, 2015

Description	Unit	Karachi	Hyder- abad	Nawab- shah	Mirpur-khas	Mithi	Sukkar	Larkana	Dadu
BUS FARE OUTSIDE CITY	P/KM.	0.88	0.88	0.88	0.88	0.88	0.88	0.88	0.88
A/C BUS FARE OUTSIDE CITY	P/KM.	1.50	1.50	1.50	1.50	1.50	1.50	1.50	1.50
MINIBUS FARE MIN.WITH IN CITY	TICKET	10.00	10.00	0.00	0.00	0.00	0.00	0.00	0.00
MINIBUS FARE MAX.WITH IN CITY	TICKET	16.00	16.00	0.00	0.00	0.00	0.00	0.00	0.00
SUZUKI FARE MIN.WITH IN CITY	TICKET	10.00	10.00	0.00	10.00	0.00	10.00	10.00	0.00
SUZUKI FARE MAXIMUM W.IN CITY	TICKET	16.54	15.00	0.00	10.00	0.00	15.00	10.00	0.00
AIR FARE ECONOMY CLASS.	P/KM.	19.26	19.26	19.26	0.00	0.00	19.26	19.26	0.00
POSTAL ENVELOPE DOMESTIC	EACH	8.00	8.00	8.00	8.00	8.00	8.00	8.00	8.00
ENVELOPE FOR SAUDI ARABIA	EACH	50.00	50.00	50.00	50.00	50.00	50.00	50.00	45.00
POSTAL REGISTRATION CHARGES	EACH	38.00	28.00	28.00	28.00	28.00	28.00	38.00	28.00
U.M.S. REG CHARGES MIN.	EACH	58.00	59.00	58.00	58.00	58.00	59.00	58.00	58.00
T.C.S. CH. MIN.WITH IN ZONE	EACH	120.00	150.00	110.00	110.00	110.00	110.00	110.00	110.00
TELEPHONE CHARGES LOCAL CALL	P/ICALL	3.94	3.94	3.94	3.94	3.94	3.94	3.94	3.94
TEL CHARGES OUT SIDE CITY	P/ICALL	3.94	3.94	3.94	3.94	3.94	3.94	3.94	3.94
INTERNET CHARGES	P/HOUR	20.00	25.00	30.00	20.00	20.00	30.00	20.00	30.00
MOBILE CELL CHARGES	P/UNIT	3.00	3.00	3.06	3.00	3.00	3.00	3.50	3.06
FAX CHARGES (LOCAL)	P/PAGE	15.00	20.00	15.00	15.00	20.00	20.00	20.00	20.00
TELEPHONE SET AV. QLTY	EACH	819.23	500.00	500.00	600.00	650.00	575.00	900.00	550.00
MOBILE SET NOKIA/SONY/ERICSON/SAMSUNG WITHOUT CAMERA	EACH	2600.00	2200.00	2500.00	2250.00	2300.00	2700.00	3200.00	2400.00
T.V. 20" COLORED WEGA H-A21.	EACH	19500.00	17300.00	18000.00	18000.00	18000.00	17500.00	20500.00	17000.00
T.V 20" COLOR CHINA/KORIA)	EACH	12000.00	10750.00	11000.00	10000.00	10000.00	12000.00	9000.00	11000.00
V.C.P. PANASONIC/LG/NAT	EACH	4000.00	5000.00	5000.00	6000.00	6000.00	5600.00	4800.00	4500.00
DVD/VCD PLAYER PANASONIC/LG	EACH	4500.00	3500.00	5000.00	3500.00	3000.00	4500.00	3000.00	2750.00
RADIO WITH C.PLAYER NATIONAL	EACH	2009.62	3500.00	3500.00	1500.00	1500.00	2000.00	2900.00	2000.00
PERSONNEL COMPUTER (BRANDED)	EACH	40000.00	31200.00	58000.00	46000.00	46000.00	45000.00	45000.00	27000.00
VID. CASSETTE BLK. TDK/SONY	EACH	140.00	120.00	200.00	120.00	120.00	140.00	170.00	160.00
COM. C.D. (TDK/IMATION)	EACH	50.00	80.00	60.00	50.00	55.00	50.00	55.00	50.00
TAPE RECORDER CASSETTE BLANK	EACH	50.00	60.00	50.00	50.00	55.00	50.00	55.00	50.00
VIDEO GAME SEGA 16 BYTE	EACH	1400.00	1000.00	1100.00	1800.00	0.00	1350.00	1500.00	1150.00
CINEMA A/C. HIGH CLASS	TICKET	150.00	60.00	0.00	30.00	0.00	0.00	0.00	0.00
CINEMA NON-A/C HIGH CLASS	TICKET	120.00	40.00	50.00	20.00	0.00	0.00	60.00	20.00
CABLE CHARGES	PER MONT	400.00	300.00	250.00	300.00	200.00	300.00	375.00	300.00
TV.LICENCE FEE DOMESTIC	YEARLY	420.00	420.00	420.00	420.00	420.00	420.00	420.00	420.00
ENGLISH BOOK CLASS V1	EACH	56.65	56.65	56.65	56.65	56.65	56.65	56.65	56.65
ENGLISH BOOK CLASS IX OR X	EACH	43.15	43.15	43.15	43.15	43.15	43.15	43.15	43.15
ENG. BOOK IST.YR COMPLETE SET	EACH	118.15	118.15	118.15	118.15	118.15	118.15	118.15	118.15
ENGLISH BOOK BA/B.SC	EACH	150.00	150.00	150.00	150.00	150.00	150.00	150.00	150.00
URDU BOOK CLASS V (T.B.BORD)	EACH	64.80	64.80	64.80	64.80	64.80	64.80	64.80	64.80
URDU BOOK CLASS IX(X(T.B.B)	EACH	53.35	53.35	53.35	53.35	53.35	53.35	53.35	53.35
URDU BOOK IST.YEAR/INTER	EACH	46.10	46.10	46.10	46.10	46.10	46.10	46.10	46.10
URDU BOOK BA/B.SC	EACH	120.00	120.00	120.00	120.00	120.00	120.00	120.00	120.00
MATHS BOOK CALSS V (T.B.B)	EACH	54.75	54.75	54.75	54.75	54.75	54.75	54.75	54.75
MATHS BOOK CLASS IX OR X	EACH	191.85	191.85	191.85	191.85	191.85	191.85	191.85	191.85
MATHS BOOK IST.YEAR (T.B.B)	EACH	115.90	115.90	115.90	115.90	115.90	115.90	115.90	115.90
PAKISTAN STUDIES BOOK BA/B.SC	EACH	125.00	125.00	125.00	125.00	125.00	125.00	125.00	125.00
DAILY "DAWN"	P/COPY	19.00	19.00	19.00	19.00	19.00	19.00	19.00	19.00
DAILY "JANG"	P/COPY	12.00	12.00	12.00	12.00	12.00	12.00	12.00	12.00
DAILY "NAWA-E-WAQT"	P/COPY	12.00	12.00	12.00	12.00	12.00	12.00	12.00	12.00
WEEKLY "AKHBAR-E-JAHAN"	P/COPY	55.00	55.00	55.00	55.00	55.00	55.00	55.00	55.00
WEEKLY "MAG"	P/COPY	45.00	45.00	45.00	45.00	45.00	45.00	45.00	45.00
MONTHLY "NAUNEHAL DIGEST"	P/COPY	35.00	35.00	35.00	35.00	35.00	35.00	35.00	35.00
PAPER FOOLSCAPE (27"x17")	QUIRE	46.54	30.00	27.00	30.00	25.00	45.00	50.00	35.00
EXERCISE.BOOK LINED 80/100 PGS	EACH	36.54	18.00	30.00	15.00	15.00	40.00	20.00	20.00
PENCILGOLDFISH/DEER	EACH	6.00	6.00	6.00	7.00	7.00	6.00	6.00	5.00
PEN INK DOLLOR 57 ML BOTTLE	EACH	25.00	20.00	20.00	25.00	25.00	25.00	25.00	20.00
PHOTOSTATE PAPER 70 GM	PRT	480.00	225.00	360.00	320.00	350.00	400.00	340.00	340.00
BALL PEN (local)	EACH	8.00	6.00	7.00	10.00	10.00	7.00	6.50	8.00
FOUNTAIN PEN HERO/WINGS/CHINA	EACH	40.00	25.00	50.00	20.00	25.00	40.00	42.50	30.00
PRIVATE SCHOOL FEE ENGLISH MEDIUM AVERAGE STANDARD (CLASS I)	PER MONTH	861.54	1081.25	1500.00	500.00	350.00	1300.00	900.00	1695.00
PRIVATE SCHOOL FEE ENGLISH MEDIUM AVERAGE STANDARD (CLASS V)	PER MONTH	961.54	1068.75	2100.00	700.00	450.00	1300.00	950.00	2185.00
PRIVATE SCHOOL FEE ENGLISH MEDIUM AVERAGE STANDARD (CLASS VI)	PER MONTH	1461.54	1043.75	2700.00	800.00	500.00	1400.00	1200.00	2185.00
PRIVATE SCHOOL FEE ENGLISH MEDIUM AVERAGE STANDARD (CLASS X)	PER MONTH	1923.08	1406.25	3300.00	1000.00	500.00	1400.00	1300.00	2415.00

Contd.



### 7.11 Intercity Consumer Prices December, 2015

Description	Unit	Karachi	Hyder- abad	Nawab- shah	Mirpur-khas	Mithi	Sukkar	Larkana	Dadu
PRIVATE MEDICLE COLLEGE FEE MBBS (1ST YEAR)	PER MONTH	54166.66	50000.00	0.00	29166.00	0.00	0.00	0.00	0.00
PRIVATE ENGINEERING COLLEGE FEE (ISTR YEAR)	PER MONTH	8333.33	0.00	0.00	0.00	0.00	0.00	0.00	0.00
GOVT. COLLEGE FEE 1ST. YEAR	MONTH	45.00	35.00	40.00	35.00	35.00	35.00	35.00	35.00
GOVT. COLLEGE FEE 4TH. YEAR	MONTH	75.00	75.00	67.50	67.50	70.00	67.50	75.00	75.00
GOVT. UNIVERSITY FEE MSC.	MONTH	1300.00	385.00	1550.00	354.17	354.17	0.00	0.00	354.17
GOVT. MED. COLLEGE FEE MBBS	MONTH	2417.00	2200.00	2000.00	0.00	2000.00	2000.00	4200.00	2000.00
GOVT. ENGG. COLL. FEE I YEAR	MONTH	1480.00	1000.00	333.33	0.00	0.00	0.00	1500.00	0.00
COACHING FEE FOR CLASS IX/X	PER MONTH	1800.00	500.00	1200.00	500.00	600.00	1000.00	600.00	500.00
COACHING CHARGES FOR CLASS 1ST YEAR/INTER (SCIENCE)	PER MONTH	2000.00	1000.00	1200.00	800.00	900.00	2000.00	700.00	500.00
COACHING CHARGES FOR CLASS 1ST YEAR/INTER (COMMERCE)	PER MONTH	1800.00	600.00	1200.00	700.00	600.00	1080.00	600.00	500.00
I.T. TUITION FEES	PER MONTH	3000.00	2000.00	1600.00	0.00	0.00	1500.00	1500.00	600.00
MBA TUITION FEES	PER MONTH	8153.85	2500.00	0.00	0.00	0.00	6300.00	2500.00	0.00
BREAD TANDOORI ST. SIZE	EACH	9.31	10.00	7.00	7.00	7.00	10.00	7.00	6.00
COOKED MUTTON (AV. HOTEL)	PLATE	136.15	137.50	150.00	120.00	130.00	175.00	100.00	70.00
COOKED BEEF (AV. HOTEL)	PLATE	71.92	72.50	70.00	80.00	50.00	112.50	70.00	50.00
COOKED DAL (AV. HOTEL)	PLATE	53.08	46.25	60.00	50.00	50.00	50.00	70.00	40.00
CHICKEN BIRYANI FULL/DOUBLE	PLATE	153.08	100.00	100.00	100.00	100.00	157.50	200.00	120.00
TEA PREPARED (ORDINARY)	CUP	21.54	20.00	25.00	25.00	25.00	20.00	22.50	20.00
HAIRCUT CHARGES FOR MEN	PI/CUT	79.23	70.00	100.00	50.00	50.00	70.00	100.00	50.00
BEAUTY PORL. HAIR STYL CHARGE	P/STY.	457.69	225.00	250.00	150.00	100.00	175.00	350.00	250.00
SHAVING CHARGES	PER SHV	43.08	40.00	50.00	20.00	20.00	35.00	50.00	30.00
LIPSTICK S.MISS/MEDORA	EACH	120.00	120.00	120.00	110.00	110.00	100.00	110.00	90.00
NAIL POLISH S.MISS/MEDORA	EACH	90.00	70.00	95.00	90.00	90.00	85.00	80.00	50.00
PERFUME MED.SIZE MEDORA/BROACH	EACH	200.38	120.00	200.00	200.00	220.00	120.00	210.00	185.00
HAIR-OIL AMLA/CHAMBELI	BOTTLE	120.00	110.00	120.00	120.00	120.00	120.00	120.00	120.00
TOILET SOAP LUX 95 GRAMS	EACH	34.70	34.70	34.70	34.70	34.70	34.70	34.70	34.70
TOILET SOAP LIFEBOUY 140 GRM	EACH	35.00	36.00	36.00	36.00	36.00	37.00	36.00	37.00
TOILET SOAP SAFEGUARD BATH SIZE	EACH	46.00	48.00	50.00	48.00	48.00	50.00	48.00	50.00
TOOTHPASTE MACKLINES 70 GRM	EACH	50.00	50.00	50.00	50.00	50.00	50.00	50.00	50.00
TOOTHPAST MED SIZE CLGATE 70 GMS	EACH	60.67	65.00	60.67	60.67	60.67	60.67	60.67	60.67
TOOTHBRUSH SHEILD A/PLAUQUE	EACH	35.00	35.00	40.00	35.00	40.00	45.00	40.00	35.00
TOOTHPOWDER DENTONIC 90 GRM	EACH	28.00	28.00	25.00	25.00	25.00	28.00	25.00	25.00
HAIR-COLOUR BEGIN (6 GMS)	EACH	100.00	110.00	100.00	100.00	100.00	100.00	100.00	90.00
HAIR COLOUR (KALAKOLA)	BOTTLE	130.00	120.00	120.00	130.00	130.00	130.00	120.00	120.00
FACECREAM PONDS (MEDIUM)	EACH	110.00	110.00	110.00	120.00	120.00	120.00	120.00	120.00
TALC POWDER VICE ROAY,B.CAT	EACH	145.00	130.00	130.00	150.00	160.00	150.00	150.00	140.00
BLADE TREET ORDINARY 10'S	PKT.	40.00	35.00	40.00	35.00	30.00	45.00	45.00	40.00
BLADE 7-O-CLOCK STAIN. 5'S	PKT.	35.00	30.00	40.00	30.00	32.00	38.00	32.50	35.00
SHAMPOO SUNSILK/PAINTIN 100 ML	BOTTLE	110.00	110.00	110.00	110.00	110.00	100.00	110.00	110.00
BEAUTY CREAM (FAIR & LOVELY)	EACH	110.00	155.00	165.00	175.00	175.00	165.00	155.00	175.00
HAIR REMOVING CREAM (EU-CREAM)	TUBE	60.00	60.00	60.00	60.00	60.00	80.00	60.00	60.00
GEL MEDIUM SIZE	BOTTLE	60.00	55.00	67.50	55.00	75.00	70.00	75.00	120.00
DISPOSABLE RAZOR GILLET-II	EACH	35.00	42.00	35.00	35.00	35.00	45.00	40.00	40.00
SHAVING CREAM TOUCH-ME/ADM.	EACH	65.00	55.00	55.00	55.00	60.00	55.00	60.00	60.00
GOLD TEZABI 24 CT	10 GM.	39800.00	38150.00	38500.00	37808.00	37808.00	37222.00	37548.00	38148.00
SILVER TEZABI 24 CT	10 GM.	550.00	640.00	600.00	557.00	557.00	600.00	640.00	580.00
ARTIFICIAL JEWELLARY SET	SET	1267.31	400.00	1700.00	375.00	500.00	600.00	1100.00	250.00
WRIST WATCH GENTS CITIZEN (ORIGINAL) ***	EACH	2861.54	3100.00	3750.00	2500.00	2600.00	2600.00	3050.00	2500.00
WRIST WATCH LADIES CITIZEN (ORIGINAL) ***	EACH	2861.54	3050.00	3750.00	2500.00	2600.00	2500.00	2550.00	2500.00
WALL CLOCK QUARTZ AV.QLTY	EACH	500.96	312.50	500.00	350.00	300.00	475.00	475.00	200.00
SUITCASE REXIN (24"x16"x6")	EACH	1688.46	800.00	1600.00	850.00	900.00	1550.00	1150.00	900.00
TRUNK MEDIUM SIZE ***	EACH	1900.00	1075.00	1600.00	1100.00	1000.00	2000.00	1150.00	1200.00
PURSE LADIES (LEATHER) AVERAGE QUALITY	EACH	1738.46	475.00	800.00	550.00	500.00	600.00	1150.00	400.00

### 7.11 Intercity Consumer Prices December, 2015

Description	Unit	Peshawar	Mardan	Abbott- abad	Bannu	D.I. Khan	Mingora
WHEAT	10 KG.	336.67	330.00	400.00	357.50	328.75	305.00
WHEAT FLOUR FINE/SUPERIOR.	KG.	44.67	43.50	49.00	43.50	38.75	45.00
WHEAT FLOUR AVG. QLTY	KG.	39.83	39.50	43.00	42.00	37.50	40.00
WHEAT FLOUR BAG	10 KG.	390.00	390.00	430.00	417.50	390.00	390.00
MAIDA	KG.	54.00	50.00	52.50	61.00	49.00	52.50
SUJI	KG.	57.00	50.00	57.50	50.00	50.00	52.50
BESAN AV. QLTY.	KG.	126.67	122.50	120.00	130.00	117.50	82.50
RICE BASMATI SUP. QLTY.	KG.	125.00	125.00	120.00	100.00	101.25	115.00
RICE BASMATI 385/386	KG.	106.67	106.25	87.50	92.50	95.75	60.00
RICE BASMATI BROKEN AV.QLTY	KG.	67.50	70.00	80.00	49.00	62.50	50.00
RICE IRRI-6 (SINDH/PUNJAB)	KG.	41.67	42.50	40.00	52.50	42.50	45.00
VERMICELLI	KG.	80.00	80.00	80.00	75.00	72.50	80.00
BREAD PLAIN MEDIUM SIZE	EACH	35.00	35.00	35.00	35.00	30.00	40.00
RUSK (PAPAY)	KG.	181.67	200.00	150.00	140.00	150.00	300.00
BISCUITS-PACKED	PKT	35.00	35.00	35.00	38.75	35.00	35.00
BISCUIT-BAKERY (LOOSE)	250 GM	69.17	60.00	55.00	52.50	55.00	65.00
CORNFLAKS FAUJI 225 GM.	PKT	207.00	207.00	166.50	120.00	175.00	170.00
SAMOSA (VEGATABLE)	EACH	7.17	8.00	10.00	17.50	10.00	10.00
PASTRY AV.QLTY.	EACH	25.00	30.00	17.50	20.00	25.00	20.00
PATTIES (VEGATABLES)	EACH	24.17	30.00	20.00	30.00	20.00	15.00
NIMCO	250 GM	54.17	60.00	60.00	50.00	55.00	50.00
CHIPS	250 GM	61.67	60.00	80.00	85.00	55.00	60.00
BEEF WITH BONE AV.QLTY.	KG	307.50	285.00	257.50	290.00	270.00	280.00
MUTTON AV.QLTY.	KG	650.00	500.00	525.00	510.00	575.00	525.00
CHICKEN FARM BROILER (LIVE)	KG	158.00	145.00	155.00	141.00	128.75	163.00
FISH-RAHU MEDIUM SIZE	KG	231.67	250.00	293.33	360.00	280.00	250.00
MILK FRESH (UNBOILED)	LTR.	82.50	80.00	85.00	77.50	70.00	100.00
CURD	KG.	90.83	100.00	87.50	86.25	80.00	100.00
MILK TETRA PACK 1/2 LTR.	PKT.	60.00	60.00	70.00	58.00	60.00	55.00
LACTOGEN 400 GRAMS	PKT.	425.00	435.00	430.00	425.00	430.00	425.00
POWDER MILK NIDO 400GM.	PKT	380.00	380.00	377.50	360.00	351.25	350.00
MILK POWDER LOOSE/PACKED	KG.	500.00	445.00	500.00	557.50	430.00	475.00
BUTTER LOCAL PACKED	50 GM.	25.00	28.00	25.00	41.00	35.00	25.00
EGGS FARM	DOZ	100.00	100.00	110.00	100.00	102.50	102.50
MUSTARD OIL AV.QLTY.	KG.	218.33	240.00	245.00	193.75	190.00	210.00
COOKING OIL (DALDA)	2.5LTR	455.00	455.00	445.00	475.00	465.00	445.00
COOKING OIL (PAKWAN) OTHER BRAND SPECIFY	2.5 LTR	376.67	370.00	330.00	410.00	492.00	300.00
VEGETABLE GHEE TIN	2.5KG.	450.00	450.00	460.00	470.00	460.00	480.00
VEGETABLE GHEE (LOOSE)	KG.	146.67	142.50	135.00	150.00	143.75	145.00
DATES AV.QLTY.	KG.	175.00	170.00	240.00	200.00	157.50	190.00
PISTACHIO AV.QLTY.	50 GM.	69.17	80.00	90.00	82.50	60.00	110.00
ALMONDS WHOLE AV.QLTY.	KG.	775.00	775.00	425.00	587.50	412.50	750.00
COCONUT DRY AV.QLTY.	KG.	270.00	255.00	300.00	300.00	300.00	220.00
RAISINS AV.QLTY.	50 GM.	19.50	17.50	19.00	12.50	14.50	27.50
GROUNDNUTS (WITH SHELL)	KG.	168.33	162.50	210.00	150.00	141.25	140.00
MALTA/MOSAMBI	DOZ	120.00	110.00	70.00	60.00	80.00	115.00
KINNU	DOZ	93.33	80.00	50.00	55.00	76.25	80.00
APPLE	KG	105.00	90.00	57.50	95.00	127.50	100.00
ALOO BUKHARA	KG	0.00	0.00	0.00	0.00	0.00	0.00
POMEGRANATE (ANNAR)	KG	151.67	120.00	135.00	200.00	140.00	190.00
GRAPES	KG	0.00	0.00	0.00	0.00	0.00	0.00
BANANAS	DOZ	68.33	50.00	55.00	53.75	57.50	70.00
MANGO KALMI	KG	0.00	0.00	0.00	0.00	0.00	0.00
GUAVA	KG	71.67	62.50	55.00	55.00	60.00	72.50
WATERMELON (TURBOOZ)	KG	0.00	0.00	0.00	0.00	0.00	0.00
MUSKMELON (KHARBOOZA)	KG	0.00	0.00	0.00	0.00	0.00	0.00
SWEETMELON (GARMA)	KG	0.00	0.00	0.00	0.00	0.00	0.00
PULSE MASOOR (WHOLE)	KG.	132.50	135.00	125.00	147.50	110.00	110.00
PULSE MASOOR (WASHED)	KG.	134.17	145.00	125.00	150.00	130.00	120.00

Contd.

## 7.11 Intercity Consumer Prices December, 2015

Description	Unit	Peshawar	Mardan	Abbott- abad	Bannu	D.I. Khan	Mingora
PULSE MOONG (WASHED)	KG.	150.00	140.00	150.00	145.00	153.75	140.00
PULSE MASH (WASHED)	KG.	237.50	235.00	255.00	240.00	157.50	240.00
PULSE GRAM	KG.	130.00	125.00	130.00	115.00	117.50	120.00
GRAM WHOLE BLACK AV. QLTY.	KG.	111.67	110.00	120.00	92.50	51.25	110.00
GRAM WHOLE YELLOW AV. QLTY	KG.	115.00	115.00	120.00	105.00	110.00	110.00
BEANS (LAL LOBIA)	KG.	110.83	100.00	125.00	107.50	127.50	125.00
POTATOES	KG	30.00	25.00	20.00	30.00	33.25	30.00
ONION	KG	57.50	50.00	55.00	50.00	55.00	65.00
TURNIP	KG	25.83	12.50	15.00	30.00	0.00	20.00
RADISH	KG	39.17	10.00	20.00	17.50	8.00	37.50
TOMATOES	KG	58.33	45.00	60.00	60.00	58.75	50.00
CABBAGE	KG	33.33	30.00	20.00	30.00	30.00	40.00
CAULIFLOWER	KG	26.67	30.00	20.00	27.50	33.75	40.00
BRINJAL	KG	41.67	35.00	20.00	30.00	45.00	45.00
PUMPKIN	KG	0.00	0.00	0.00	0.00	0.00	0.00
BOTTLEGOURD	KG	0.00	0.00	0.00	0.00	0.00	0.00
LADY FINGER	KG	0.00	0.00	0.00	0.00	0.00	0.00
PEAS	KG	53.33	50.00	37.50	50.00	46.25	50.00
SPINACH	KG	32.50	17.50	10.00	20.00	38.75	37.50
TINDA	KG	0.00	0.00	0.00	0.00	0.00	0.00
TURAI	KG	0.00	0.00	0.00	0.00	0.00	0.00
KARAILA	KG	0.00	0.00	0.00	0.00	0.00	0.00
ARVI	KG	0.00	0.00	0.00	0.00	0.00	0.00
CHILLIES GREEN	KG	106.67	60.00	120.00	140.00	107.50	70.00
CARROT	KG	33.33	30.00	20.00	20.00	43.75	35.00
COCUMBER (KHEERA)	KG	58.33	40.00	50.00	50.00	56.25	50.00
LEMON	250GM	27.50	27.50	17.50	32.50	22.50	20.00
SUGAR REFINED	KG.	58.00	60.00	56.00	55.50	55.00	60.00
GUR AV. QLTY	KG.	93.33	80.00	87.50	92.50	61.50	85.00
HONEY LANGANESE 500 GM.	BOTTLE	860.00	860.00	900.00	350.00	860.00	500.00
MILO 200 GM.	BOTTLE	170.00	170.00	200.00	200.00	220.00	200.00
CUSTARD POWDER RAFHAN 300 GM.	PKT	76.67	80.00	77.50	85.00	75.00	75.00
TOFFEE (HILAL)	EACH	1.50	1.50	1.00	1.00	1.00	1.00
CHOWKELATE CANDY (SMALL SIZE)	EACH	5.00	5.00	5.00	5.00	5.00	5.00
SWEETMEAT (MIXED)	KG	276.67	252.50	230.00	185.00	247.50	250.00
ICE CREAM WALLS	CUP.	40.00	40.00	40.00	40.00	40.00	40.00
ICE	KG	11.67	12.00	10.00	12.00	10.00	15.00
JAM AHMED/MITCHELLES	BOTTLE	135.00	140.00	130.00	110.00	140.00	127.50
SQUASH-MITCHELLES	BOTTLE	153.33	160.00	160.00	145.00	157.50	160.00
ROOH AFZA	BOTTLE	150.00	150.00	147.50	150.00	150.00	150.00
JAM-E-SHIREEN	BOTTLE	150.00	150.00	160.00	150.00	155.00	150.00
SAUNF	50 GM	20.00	20.00	20.00	15.00	12.00	10.00
CINAMON LOOSE AV. QLTY	50 GM.	20.00	20.00	27.50	30.00	20.00	20.00
CUMINSEED WHITE NATIONAL	50 GM.	54.00	54.00	52.00	52.00	52.00	50.00
PEPPER BLACK NATIONAL	50 GM.	96.00	96.00	100.00	96.00	96.00	96.00
CLOVES LOOSE AV. QLTY	50 GM.	115.00	100.00	125.00	105.00	60.00	85.00
CARDAMOM LARGE LOOSE AV. QLTY	50 GM.	208.33	195.00	140.00	90.00	95.00	85.00
CARDAMOM SMALL AV. QLTY	50 GM.	121.67	110.00	100.00	120.00	77.50	87.50
SALT-POWDERED (LAHORI) LOOSE	KG.	10.00	10.00	10.00	10.00	5.00	15.00
SALT POWDERED (NATIONAL/SHAN)	PKT	25.00	25.00	25.00	20.00	25.00	20.00
CHILLIES POWD.NATIONAL 200GM	PKT	105.00	105.00	105.00	105.00	105.00	105.00
CHILLIES POWDER LOOS	KG.	263.33	250.00	285.00	280.00	230.00	220.00
CORRIANDER SEED POWD.NATIONAL	PKT	104.00	104.00	88.00	104.00	88.00	104.00
CORRIANDER SEED (LOOSE)	KG.	250.00	240.00	280.00	280.00	200.00	230.00
TURMERIC POWD.NATIONAL 50GM	PKT.	35.00	35.00	35.00	35.00	35.00	39.00
CURRY POWD. NATIONAL 200 GM	PKT.	87.00	87.00	87.00	86.00	86.00	87.00
TOMATO KETCHUP AHMED/MITCHL	BOTTLE	101.67	100.00	80.00	70.00	110.00	105.00
PICKLES AHMED/MITCHELLES	BOTTLE	110.00	120.00	100.00	100.00	110.00	102.50
VINEGAR SYNTHETIC (SIRKA)	BOTTLE	80.00	75.00	77.50	40.00	60.00	86.25
GARLIC	KG	186.67	170.00	220.00	215.00	140.00	180.00

Contd.

## 7.11 Intercity Consumer Prices December, 2015

Description	Unit	Peshawar	Mardan	Abbott- abad	Bannu	D.I. Khan	Mingora
GINGER	KG	176.67	145.00	165.00	240.00	220.00	155.00
TAPAL DANEDAR TEA 200GM PACKET	PKT	166.32	166.32	183.16	166.32	126.32	136.84
TEA LIPTON YELLOW LABEL 200GM.	PKT.	189.47	189.47	189.47	189.47	189.47	189.47
TEA LOOSE KENYA AV.QLTY 250GM.	PKT.	178.33	170.00	165.00	170.00	145.00	165.00
COFFEE-NESCAFE 75 GM. **	BOTTLE	306.67	355.00	350.00	290.00	320.00	330.00
COLD DRINK (STANDARD SIZ)	BOTTLE	25.00	25.00	22.50	25.00	25.00	25.00
FRUIT JUICE TETRA PACK	PKT.	15.00	15.00	17.50	17.50	20.00	27.50
MINERAL WATER NESTLE 1.5 LTR	BOTTLE	45.00	47.50	50.00	50.00	50.00	50.00
CIGARETTES K-2 10'S **	PKT	55.00	55.00	45.00	55.00	50.00	60.00
CIGARETTES CAPSTAN 10'S **	PKT	60.00	60.00	65.00	70.00	60.00	65.00
CIGARETTES GOLD LEAF 20'S	PKT	116.67	120.00	120.00	130.00	110.00	120.00
CIGARETTES MORVEN GOLD 20'S	PKT	60.00	60.00	65.00	70.00	60.00	70.00
BETEL LEAVES	50GM.	73.33	80.00	70.00	80.00	50.00	60.00
BETEL NUTS	KG.	391.67	400.00	400.00	300.00	280.00	400.00
LONG CLOTH 57" GUL AHMED/AL-KARAM	METER	300.00	300.00	200.00	170.00	227.50	185.00
SHIRTING AV.QLTY.	METER	283.33	325.00	160.00	150.00	150.00	175.00
PANT CLOTH W & WEAR AV.QLTY	METER	375.00	362.50	375.00	668.75	265.00	650.00
LAWN PRINTED GUL AHMED/AL-KARAM	METER	360.00	380.00	300.00	190.00	260.00	185.00
GEORGETTE AV.QLTY	METER	110.00	110.00	80.00	97.50	90.00	115.00
LINEN AV.QLTY ***	METER	155.00	175.00	125.00	145.00	80.00	145.00
HEAVY WT SUITING LAWERNCPUR AVG QLTY	METER	2503.33	2250.00	1200.00	850.00	750.00	1562.50
HEAVY WT SUITING LAWERNCPUR SUP QLTY	METER	2726.67	2500.00	2500.00	1050.00	1200.00	1850.00
TROPICAL SUITING LAW.PUR	METER	1553.33	1600.00	1100.00	700.00	750.00	1300.00
PANT BOY 24"/26" LENGTH.	EACH	500.00	550.00	625.00	755.00	450.00	375.00
SHIRT BOY 24"/26" LENGTH	EACH	360.00	335.00	625.00	350.00	240.00	325.00
SCHOOL UNI. PANT,SHIRT BOYS	SUIT	766.67	750.00	630.00	727.50	475.00	650.00
SCHOOL UNI. KAMEEZ,SHAL.BOYS	SUIT	708.33	525.00	800.00	650.00	450.00	450.00
SCHOOL UNI. KAMEEZ,SHAL.GIRL	SUIT	816.67	850.00	670.00	650.00	500.00	650.00
FROCK W/WEAR GIRLS	EACH	1075.00	1150.00	1050.00	875.00	660.00	550.00
AWAMI-SUIT W & W(BOY) 24"/26	SUIT	1013.33	950.00	1050.00	810.00	600.00	615.00
AWAMI-SUIT W&W (GENTS)AV.QLTY	SUIT	1683.33	1550.00	1900.00	1825.00	925.00	1300.00
PULLOVER GENTS OXFORD/BON.	EACH	3190.00	3187.50	2895.00	3200.00	2400.00	2950.00
PULLOVER LADIES OXFORD/BON.	EACH	3190.00	2800.00	2895.00	3200.00	2400.00	2875.00
PULLOVER (GENTS) OTHERS A.QTY	EACH	1116.67	1100.00	1955.00	1500.00	825.00	1925.00
SECOND-HAND COAT FOR MEN	EACH	633.33	650.00	525.00	375.00	225.00	650.00
SECONDHAND SWEETER FOR MEN DUP QLTY	EACH	850.00	1100.00	525.00	275.00	175.00	550.00
SECONDHAND WINTER JACKET	EACH	829.17	950.00	525.00	275.00	225.00	925.00
UNDERWEAR AV.QLTY MEDIUM SIZE	EACH	115.00	90.00	200.00	87.50	70.00	130.00
VEST FOR MEN AV.QLTY.	EACH	136.67	110.00	150.00	85.00	70.00	110.00
VEST/SHAMEEZ (WOMEN) AVG. QLTY	EACH	165.00	130.00	200.00	137.50	110.00	95.00
SOCKS NYLON (PAKISTANI)	PAIR	103.33	110.00	77.50	65.00	50.00	55.00
BRASSIER AV.QLTY.	EACH	130.00	120.00	85.00	150.00	85.00	110.00
BRASSIER SUP QLTY	EACH	266.67	190.00	190.00	220.00	110.00	165.00
DOPATTA GEORGETTE AV.QLTY.	EACH	275.00	265.00	387.50	250.00	250.00	350.00
DOPATTA COTTON AV GLTY	EACH	225.00	235.00	250.00	272.50	230.00	255.00
CHADDAR (W/WEAR) (2x2.5 MTR)	EACH	1016.67	950.00	487.50	472.50	337.50	800.00
LUNGI/DHOTI(COTTON) AVG. QLTY	EACH	291.67	300.00	350.00	415.00	230.00	210.00
HANDKERCHIEF AVG. QLTY PAK	EACH	28.33	30.00	30.00	20.00	40.00	25.00
HANDKERCHIEF SUP. QLTY PAK	EACH	53.33	45.00	45.00	37.50	50.00	35.00
GLOVES AV QLTY	PAIR	110.00	110.00	80.00	55.00	60.00	55.00
AZARBAND COTTON AVG. QLTY	EACH	30.00	30.00	12.50	17.50	11.00	10.00
SEWING THREAD/REEL(ASLI PARI)	EACH	8.50	8.50	6.00	5.00	5.00	5.00
WASHING CHARGES PAINT & SHIRT	SUIT	223.33	110.00	50.00	70.00	80.00	100.00
DRY CLEANING SUIT COAT PANT	SUIT	458.33	340.00	350.00	250.00	180.00	450.00
WASHING CH. (KAMIZ-SHALWAR)	PAIR	80.83	80.00	50.00	70.00	35.00	60.00
TAILORING SHIRT	EACH	500.00	475.00	300.00	300.00	265.00	500.00
TAILORING CHARGES PANT (MEN)	EACH	1250.00	800.00	700.00	950.00	550.00	950.00
TAILORING COAT-PANT SUIT	SUIT	5200.00	4800.00	4200.00	2850.00	2500.00	4400.00
TAILORING AWAMI-SUIT (MALE)	SUIT	633.33	625.00	562.50	550.00	525.00	550.00
TAILORING SUIT FEMALE	SUIT	575.00	550.00	325.00	475.00	375.00	650.00

Contd.

## 7.11 Intercity Consumer Prices December, 2015

Description	Unit	Peshawar	Mardan	Abbott- abad	Bannu	D.I. Khan	Mingora
GENTS SHOES PAUL BATA	PAIR	1199.00	1199.00	1199.00	1199.00	1199.00	1199.00
GENTS SANDAL BATA	PAIR	699.00	699.00	699.00	699.00	699.00	699.00
GENTS SPOUNG CHAPPAL BATA	PAIR	179.00	179.00	179.00	179.00	179.00	179.00
LADIES SANDAL BATA	PAIR	499.00	499.00	499.00	499.00	499.00	499.00
LADIES SPOUNG CHAPPAL BATA	PAIR	179.00	179.00	179.00	179.00	179.00	179.00
CHILD SHOE POWER LITE BATA	PAIR	599.00	599.00	599.00	599.00	599.00	599.00
GENTS SHOE, ART 1109 SERVICE	PAIR	999.00	999.00	999.00	999.00	999.00	999.00
NYLON JOGGER 27 SIZE 2-5 ***	PAIR	1299.00	1299.00	1299.00	1299.00	1299.00	1299.00
CHINA FOOT WEAR AV. QLTY (MALE) *	PAIR	958.33	950.00	900.00	900.00	750.00	1350.00
CHINA FOOT WEAR AV. QLTY (FEMALE) *	PAIR	879.17	875.00	837.50	775.00	475.00	512.50
CHINA FOOT WEAR AV. QLTY (CHILDREN) *	PAIR	575.00	525.00	500.00	475.00	325.00	475.00
SHOE REPAIR HALF SOLE	PAIR	136.67	110.00	100.00	87.50	95.00	155.00
SHOES POLISH CHARGES AVERAGE SHOP	PAIR	20.00	20.00	20.00	20.00	16.25	20.00
HOUSE RENT (combined)	MONTH	7706.00	3407.00	8555.00	3616.00	4863.00	3516.00
rent 2	pm	7706.00	3407.00	8555.00	3616.00	4863.00	3516.00
RENT3	PM	7706.00	3407.00	8555.00	3616.00	4863.00	3516.00
RENT4	PM	7706.00	3407.00	8555.00	3616.00	4863.00	3516.00
RENT5	PM	7706.00	3407.00	8555.00	3616.00	4863.00	3516.00
RENT6	PM	7706.00	3407.00	8555.00	3616.00	4863.00	3516.00
SYNTHETIC ENEMAL ROBIALAC BALTI 3.64 LTR.	EACH	1833.33	1850.00	1950.00	1925.00	2000.00	2250.00
SYNTHETIC ENEMAL ICI BALTI 3.64 LTR.	EACH	1860.00	1900.00	1950.00	1925.00	1989.00	2160.00
CEMENT (LOCAL) SPECIFY BRAND NAME	BAG	500.00	495.00	503.75	495.00	500.00	500.00
BRICKS (NEW) IST CLASS	P/1000	8783.33	8400.00	8500.00	7900.00	6100.00	9100.00
CEMENT BLOCKS (6"x8"x12")	P/100	0.00	0.00	0.00	0.00	0.00	3400.00
BAJREE	100CFT	3366.67	3000.00	2500.00	1800.00	3075.00	2650.00
SAND (BLACK PIT SAND)	K100CFT	2133.33	1450.00	2766.67	1475.00	1600.00	3000.00
TIMBER SHESHAM LOG IST QUALITY	cubmt.	44252.00	42378.00	0.00	35000.00	32700.00	0.00
IRON BAR (M.S. BAR) 1/2"	P/TON	64450.00	65000.00	65000.00	66000.00	7400.00	68000.00
CARPANTER WAGE RATE	P/DAY	800.00	750.00	800.00	900.00	950.00	1000.00
MASON (RAJ) WAGE RATE	P/DAY	900.00	900.00	800.00	1200.00	950.00	1000.00
UNSKILLED LABOUR WAGE RATE	P/DAY	500.00	500.00	500.00	550.00	500.00	500.00
PLUMBER WAGE RSTE	P/DAY	1200.00	1000.00	0.00	850.00	900.00	1000.00
ELECTICIAN WAGE RATE PER DAY **	P/DAY	933.33	950.00	0.00	700.00	900.00	1000.00
ELECTICIAN WAGE RATE PER POINT **	P/PNT	100.00	100.00	122.50	90.00	70.00	155.00
WATER CHARGES PER HOUSE	P/MONTH	150.00	120.00	175.00	200.00	100.00	130.00
ELECT.CHARGES UPTO 50 UNITS	P/UNIT	2.00	2.00	2.00	2.00	2.00	2.00
ELECT.CHARGES 01 - 100 UNIT	P/UNIT	6.18	6.18	6.18	6.18	6.18	6.18
ELECT.CHARGES 101 - 300 UNIT	P/UNIT	9.54	9.54	9.54	9.54	9.54	9.54
ELECT.CHARGES 301 - 1000 UNIT	P/UNIT	16.39	16.39	16.39	16.39	16.39	16.39
ELECT.CHARGES ABOVE 1000 UNIT	P/UNIT	18.39	18.39	18.39	18.39	18.39	18.39
ELEC	PM	10.50	10.50	10.50	10.50	10.50	10.50
GAS CHRg upto 3.3719 MMBTU	MMBTU	128.70	128.70	128.70	128.70	0.00	128.70
GAS CHRg 3.3719 - 6.7438 MMBTU	MMBTU	257.40	257.40	257.40	257.40	0.00	257.40
GAS CHRg 6.7438 - 10.1157 MMBTU	MMBTU	257.40	257.40	257.40	257.40	0.00	257.40
GAS CHRg10.1157 - 13.4876 MMBTU	MMBTU	702.00	702.00	702.00	702.00	0.00	702.00
GAS	PM	702.00	702.00	702.00	702.00	0.00	702.00
GAS	PM	409.50	409.50	409.50	409.50	0.00	409.50
KEROSENE OIL	LTR	86.17	105.00	88.00	92.00	77.00	97.00
FIREWOOD WHOLE	40 KG.	691.67	525.00	416.67	490.00	350.00	575.00
CHAIR SHESHAM WOOD WITH ARMS **	EACH	1833.33	2000.00	1600.00	1100.00	2550.00	1450.00
CHAIR PLASTIC (CHAIRMAN) AVERAGE QUALITY	EACH	1183.33	1200.00	915.00	667.50	800.00	900.00
TABLE SHESHAM WOOD (4X2X5") ***	EACH	6250.00	6000.00	6000.00	6450.00	4500.00	5000.00
SOFASET WOODEN WITH FOAM SEAT **	SET	24083.33	19000.00	16500.00	14750.00	18000.00	21000.00
COT IRON (WITH NIWAR)AV.QLTY.	EACH	2100.00	2100.00	2200.00	1737.50	2300.00	2000.00
ALMIRAH (STEEL) 6'X3' 20 GUAGE	EACH	9250.00	9000.00	14750.00	9812.50	9300.00	9375.00
DINNING TABLE 6 CHAIRS A.QLTY	SET	29333.33	27500.00	17000.00	11750.00	17000.00	22500.00
SINGLE BED WITHOUT FOAM MED.	EACH	6750.00	6250.00	3750.00	3500.00	5700.00	4750.00
MATRESS SINGLE(4"THICK)	EACH	4796.67	4750.00	4800.00	4500.00	3350.00	5560.00
FARSHI DARI 12'X9' AV.QLTY	EACH	1416.67	1250.00	1350.00	1450.00	1100.00	1550.00
DARI COTTON (6'x2 1/2') AV.QL	EACH	350.00	400.00	300.00	465.00	400.00	1175.00

Contd.

## 7.11 Intercity Consumer Prices December, 2015

Description	Unit	Peshawar	Mardan	Abbott- abad	Bannu	D.I. Khan	Mingora
CARPET PLAIN AV. QLTY	SQFT.	40.33	42.50	47.50	44.50	35.00	45.00
QUILT (LIHAF) 3 KG. COTTON	EACH	1075.00	1150.00	850.00	900.00	600.00	650.00
BLANKET (90" x 54")	EACH	2966.67	2500.00	3000.00	3000.00	2900.00	5250.00
BEDSHEET SINGLE BED SUP.QLTY	EACH	883.33	825.00	575.00	520.00	500.00	700.00
BED SHEET DOUBLE WITH TWO PILLOW COVERS SUP QLTY	SET	1650.00	1650.00	2200.00	1350.00	1075.00	1500.00
TOWEL(3'x2') AV. QALTY	EACH	333.33	225.00	475.00	280.00	275.00	250.00
CEILING FAN 48" SUPER QLTY **	EACH	3091.67	3000.00	2895.00	3500.00	3250.00	2975.00
PEDESTAL FAN 22" SUPER QLTY	EACH	4700.00	4350.00	4390.00	4500.00	4730.00	3550.00
REFG. DAWLENCE 10 CFT. D.DOOR	EACH	30000.00	30000.00	30400.00	30000.00	33500.00	30500.00
D-FREEZER WAVES 8 CFT.	EACH	30833.33	30500.00	28900.00	30500.00	29000.00	32250.00
AIRCONDITIONER 1.5 TON PEL	EACH	40000.00	41000.00	40000.00	46250.00	44000.00	44000.00
SPLIT AIR CONDITIONER 1.5 TON (SPECIFY BRAND NAME)	EACH	44750.00	43500.00	44000.00	45000.00	43000.00	48000.00
AIRCOOLER SUPER ASIA	EACH	15166.67	15250.00	10750.00	11250.00	14900.00	9750.00
WASHING MACHINE SINGER	EACH	15766.67	15850.00	15600.00	14700.00	14700.00	14700.00
SEWING MACHINE(SINGER)	EACH	6432.92	6800.00	5860.00	5910.00	5210.00	6095.00
GIZER LARGE SIZE 30 GALLON CAPACITY SUP QLTY	EACH	22900.00	23600.00	20500.00	15200.00	18500.00	16500.00
GAS BURNER DOUBLE SPFY.BRAND	EACH	3500.00	2500.00	1725.00	2650.00	1800.00	1500.00
ELECT. IRON PHILIPS MDL.1120	EACH	3200.00	1600.00	1750.00	1500.00	1000.00	1500.00
ELECTRIC JUICER FOR APPLE	EACH	4833.33	4500.00	4000.00	4800.00	3625.00	1700.00
S.STEEL DEGHCHI MEDIUM SIZE ***	EACH	788.33	650.00	525.00	567.50	500.00	600.00
ALUMINIUM COOKING PAN (DEGCHI ) MED SIZE	EACH	691.67	650.00	350.00	585.00	425.00	750.00
NON STICK COOKING PAN (DEGCHI ) SUP. QLTY	EACH	1083.33	625.00	600.00	567.50	525.00	750.00
FRYING PAN STEEL AVG. QLTY MED. SIZE	EACH	475.00	375.00	325.00	470.00	352.50	275.00
TAWA IORN (MEDIUM SIZE) AVG. QLTY	EACH	391.67	425.00	425.00	595.00	355.00	325.00
S.STEEL PLATE A.QLTY.(M.SIZE)	EACH	72.08	67.50	75.00	65.00	55.00	72.50
TABLE SPOON S.STEEL SUP.QLTY.	DOZEN	491.67	425.00	300.00	470.00	265.00	550.00
WATER SET JUG+6 GLASSES (OMROC)	SET	541.67	450.00	450.00	487.50	500.00	450.00
TEA SET PAK. CHINAWARE 21 PCS.	SET	2633.33	2200.00	2100.00	1475.00	1550.00	2650.00
DINNER SET PLASTIC 72 PIECES SUPERIOR QLTY	SET	8750.00	8000.00	5500.00	4150.00	3250.00	3750.00
HOTPOT SET PLASTIC 3 PCS.	SET	1233.33	1175.00	1500.00	1575.00	1025.00	1775.00
BUCKET(BALTI) PLASTIC MED.SIZ	EACH	375.00	400.00	375.00	465.00	290.00	350.00
LOTA PLASTIC (MED SIZE) AVERAGE QUALITY	EACH	55.00	47.50	55.00	40.00	35.00	65.00
PRESURE COOKER 4 LTR.	EACH	1350.00	1150.00	933.33	1450.00	1375.00	1450.00
WATER COOLER 9/10 LTR.PLASTIC ***	EACH	516.67	525.00	575.00	450.00	600.00	475.00
THERMOS STARVAC 1 LTR	EACH	512.50	425.00	550.00	450.00	500.00	675.00
BULB PHILIPS 100-WATTS	EACH	40.00	40.00	30.00	30.00	30.00	37.50
TUBE LIGHT PHILIPS 40 WATTS	EACH	100.00	100.00	110.00	95.00	100.00	150.00
ELECTRIC BLUBS "0" WATTE LOCAL	EACH	21.67	25.00	20.00	20.00	22.50	25.00
ELECTRIC BLUB ENERGY SAVER 14 WATTS	EACH	170.00	170.00	162.50	160.00	170.00	175.00
WASHING SOAP 250 GMS SPECIFY BRAND NAME	EACH	40.00	40.00	40.00	37.00	37.50	33.75
SURF EXCEL 400 GMS POLY BAG	EACH	125.00	125.00	125.00	125.00	125.00	115.00
WASHING POWDER 1000 GRM	EACH	185.00	185.00	185.00	175.00	185.00	185.00
WASHING POWDER (WHEEL/ BONUS) 100 GRAMS	EACH	95.00	95.00	95.00	100.00	92.50	90.00
CLEANSER POWDER VIM 1000 GM	PKT.	72.22	72.22	72.22	72.22	72.22	66.67
FINIS 500 ML	BOTTLE	170.00	170.00	180.00	140.00	110.00	110.00
PHNYLE TYPHONE/FINIS/CARRANITE 3 LITRES	BOTTLE	150.00	150.00	125.00	137.50	130.00	130.00
HARPIC	BOTTLE	145.00	145.00	140.00	140.00	140.00	125.00
BOOT POLISH CHERRY/KIWI 50ML	EACH	100.00	100.00	100.00	100.00	100.00	100.00
ROBIN BLUE (35 GRAMS)	PKT.	50.00	45.00	30.00	40.00	28.00	30.00
TISSU PAPER PERFUMED 100 PCS.	PKT	113.33	125.00	110.00	90.00	100.00	90.00
TOILET PAPER ROLL (R.PETEL)	P/ROLL	39.33	40.00	35.00	35.00	35.00	27.50
BOOT POLISH LIQUID CHEERY BLOSSOM KIWI 75 ML	BOTTLE	135.00	135.00	130.00	120.00	135.00	120.00
MATCH BOX SMALL	EACH	2.00	2.00	2.00	2.00	1.00	1.00
DRY CELL 1.5 VOLT(LOCAL)	EACH	28.33	25.00	20.00	23.50	20.00	20.00
HAND STITCHING NEEDLE M.SIZE	PACKET	5.83	6.00	9.00	6.00	6.00	5.00
SEWING MACHINE NEEDLE (SINGER)	EACH	5.83	6.00	7.50	5.00	5.00	5.00
HOUSEHOLD SERVANT FEMALE P/T	P/MNTH	1516.67	1200.00	2500.00	1625.00	2750.00	2750.00
MARRIAGE HALL WITH FURNITURE	P/HEAD	241.67	250.00	105.00	85.00	100.00	60.00
SEPTRAN TABLETS	10TAB.	15.00	15.00	15.00	15.00	16.00	15.00
BRUFEN TABS 200-MG.	10TAB.	10.00	10.00	10.00	10.00	10.00	10.00

Contd.

## 7.11 Intercity Consumer Prices December, 2015

Description	Unit	Peshawar	Mardan	Abbott- abad	Bannu	D.I. Khan	Mingora
PANADOL TAB. EXTRA/PLAIN	10TAB.	10.00	10.00	10.00	10.00	10.00	10.00
DISPRIN TAB.	10TAB.	10.00	10.00	10.00	10.00	10.00	10.00
TRISIL TAB.	10 TAB	10.00	10.00	10.00	10.00	10.00	10.00
FLAGYL TAB. 200 MG.	10TAB.	10.00	10.00	10.00	10.00	10.00	10.00
VENTOLIN TAB. 2MG.	10TAB.	9.00	9.00	9.00	9.00	9.00	9.00
DAONIL TAB. 5 MG.	10TAB.	17.00	17.00	17.00	17.00	17.00	17.00
ENTOX TAB.	10TAB.	10.00	10.00	10.00	10.00	10.00	10.00
RENITEC TAB. 5 MG.	10TAB.	59.00	59.00	59.00	59.00	59.00	59.00
CAC. 1000 TAB	BOTTLE	122.00	122.00	122.00	122.00	122.00	122.00
AMOXIL CAPSOLE 250 MG.S	10CAP.	36.00	36.00	36.00	36.00	36.00	36.00
CALCIUM SYRUP SANDOZ	BOTTLE	64.00	64.00	64.00	64.00	64.00	64.00
LEDERPLEX SYRUP	BOTTLE	35.00	35.00	35.00	35.00	35.00	35.00
SANCOS SYRUP (50 ML.)	BOTTLE	30.00	30.00	30.00	30.00	30.00	30.00
PHENERGAN SYRUP 120 ML.	BOTTLE	33.00	33.00	33.00	33.00	33.00	33.00
CALPOL SYRUP 60 ML.	BOTTLE	28.00	28.00	28.00	28.00	28.00	28.00
HYDRYLLIN SYRUP 120 ML.	BOTTLE	65.00	65.00	65.00	65.00	65.00	65.00
POLYFAX EYE OINTMENT	TUBE	21.00	21.00	21.00	21.00	21.00	21.00
BETNESOL EYE DROPS	BOTTLE	33.89	33.89	33.89	33.89	33.89	33.89
EAR DROPS (CARDISPORINE) ***	BOTTLE	21.00	21.00	21.00	21.00	21.00	21.00
BETNOVATE-N OINTMENT 5 GMS	TUBE	16.00	16.00	16.00	16.00	16.00	16.00
BURNOL CREAM 30 GRM	TUBE	16.00	16.00	16.00	16.00	16.00	16.00
VICKS VAPORUB/BALM	BOTTLE	36.00	36.00	36.00	36.00	36.00	36.00
GLYCRINE SMALL BOTTLE	BOTTLE	26.67	30.00	35.00	25.00	15.00	30.00
JOUHAR JOSHANDA	PKT.	8.00	8.00	6.00	6.00	7.00	8.00
GALXOS-D (450 GRMS)	PKT.	168.75	157.50	151.88	157.50	151.88	151.88
GRIPE-WATER WOODWARDS	BOTTLE	55.00	55.00	50.00	50.00	50.00	55.00
SANIPLAST ONE PUTTY	EACH	2.00	2.00	2.00	2.00	2.00	2.00
O.R.S. (NIMCOL)	PKT.	17.00	17.00	16.00	15.00	15.00	15.00
DETTOL (MEDIUM)	BOTTLE	46.80	46.80	46.80	46.80	46.80	46.80
COTTON BANDAGE 2" - 4"	EACH	9.00	9.00	10.50	10.00	5.50	6.00
THERMOMETER CHINA	EACH	41.50	42.00	47.50	40.00	45.00	40.00
DOCTOR (MBBS) CLINIC FEE	P/PAT.	266.67	250.00	150.00	175.00	200.00	250.00
URINE TEST (DR) CHARGES	P/TEST	100.00	100.00	60.00	100.00	120.00	100.00
BLOOD TEST (CP) CHARGES	P/TEST	200.00	200.00	100.00	175.00	130.00	250.00
SUGAR TEST (RANDOM/FASTING BOTH) CHARGES	P/TEST	200.00	200.00	140.00	140.00	140.00	100.00
ECG CHARGES	P/TEST	200.00	200.00	225.00	243.75	300.00	150.00
X-RAY (CHEST) CHARGES	P/X-RAY	283.33	180.00	200.00	225.00	300.00	180.00
CAR SUZUKI 800 CC (W/O. A/C)	EACH	708800.00	708800.00	645000.00	0.00	642000.00	0.00
CAR SUZUKI 1000 CC	EACH	1083000.00	1085800.00	1105000.00	0.00	1052000.00	0.00
CAR TOYOTA 1300 CC	EACH	1648000.00	1648000.00	1590000.00	0.00	1700500.00	0.00
CAR HONDA CIVIC	EACH	2475000.00	2475000.00	2180000.00	0.00	0.00	0.00
MOTORCYCLE HONDA CD-70.	EACH	63500.00	63500.00	63500.00	63500.00	63500.00	63500.00
MOTORCYCLE YAMAHA 100CC.	EACH	80000.00	80000.00	79300.00	84000.00	79300.00	0.00
MOTOR CYCLE HERO 70 CC	EACH	44000.00	43000.00	46000.00	43000.00	45000.00	45000.00
BICYCLE WITH TYRES & TUBES	EACH	8333.33	7700.00	9800.00	9300.00	6825.00	6650.00
TYRE CAR WITH TUBE GENERAL	EACH	3750.00	3750.00	3350.00	5150.00	3500.00	3500.00
TYRE MOTOR CYCLE WITHOUT TUBE	EACH	1300.00	1275.00	1500.00	1325.00	1050.00	1262.50
TYRE CYCLE SPECIFY BRAND NAME	EACH	371.67	325.00	450.00	545.00	325.00	500.00
TYRE CAR W/O TUBE	EACH	3586.67	3250.00	3300.00	4600.00	3600.00	3350.00
PETROL SUPER	LITRE	76.26	76.26	76.26	76.26	76.26	76.26
HIGH SPEED DIESEL HSD	LITRE	83.79	83.79	83.79	83.79	83.79	83.79
CNG	K.G.	75.80	0.00	0.00	0.00	0.00	75.82
GAS CYLINDER STAND. SIZE	EACH	1320.00	1320.00	1150.00	1200.00	1125.00	1188.00
MOTOR CYCLE SERVICE CHARGES	EACH	300.00	300.00	350.00	325.00	275.00	275.00
CAR SERVICE CHARGES	EACH	300.00	300.00	400.00	0.00	400.00	282.50
TYRE PUNCTURE CHARGES	EACH	60.83	50.00	75.00	75.00	50.00	55.00
CYCLE OVERHAULING CHARGES	EACH	350.00	350.00	275.00	550.00	300.00	250.00
CAR TAX FOR 800CC TO 1300CC	YEARLY	1075.00	1075.00	1075.00	1075.00	1075.00	1075.00
TRAIN FARE ECO. 1-100 KM.	P/KM.	0.68	0.00	0.68	0.68	0.00	0.00
TRAIN FARE ECO. 101-500 KM.	P/KM.	0.98	0.00	0.98	0.98	0.00	0.00

Contd.

## 7.11 Intercity Consumer Prices December, 2015

Description	Unit	Peshawar	Mardan	Abbott- abad	Bannu	D.I. Khan	Mingora
TRAIN FARE ECO. > 500 KM.	P/KM.	0.89	0.00	0.89	0.89	0.00	0.00
TRAIN FARE IST SLP. 1-100KM	P/KM.	2.10	0.00	2.10	2.10	0.00	0.00
TRAIN FARE IST SLP.101-500 KM	P/KM.	2.59	0.00	2.59	2.59	0.00	0.00
TRAIN FARE IST SLP. > 500 KM	P/KM.	1.99	0.00	1.99	1.99	0.00	0.00
TRAIN FARE A/C SLP. 1-100KM.	P/KM	5.76	0.00	5.76	5.76	0.00	0.00
TRAIN FARE A/C SLP.101-500KM	P/KM.	4.59	0.00	4.59	4.59	0.00	0.00
TRAIN FARE A/C SLP > 500KM.	P/KM	4.16	0.00	4.16	4.16	0.00	0.00
PLATEFORM TICKET	EACH	10.00	0.00	10.00	10.00	0.00	0.00
AUTO RICKSHAW FARES	KM/MIN	55.00	60.00	50.00	30.00	50.00	50.00
FULL TONGA CHARGES	KM/MIN	60.00	60.00	60.00	40.00	0.00	0.00
TAXI 4 SEATER FARE	KM/MIN	100.00	100.00	65.00	40.00	150.00	75.00
BUS FARE MIN (WITHIN CITY)	TICKET	10.00	10.00	10.00	10.00	0.00	0.00
BUS FARE MAX (WITHIN CIT	TICKET	20.00	19.00	10.00	20.00	0.00	0.00
BUS FARE OUTSIDE CITY	P/KM.	0.80	0.80	0.80	0.80	0.80	0.80
A/C BUS FARE OUTSIDE CITY	P/KM.	0.90	0.90	0.90	0.90	0.90	0.90
MINIBUS FARE MIN.WITH IN CITY	TICKET	10.00	0.00	0.00	0.00	0.00	0.00
MINIBUS FARE MAX.WITH IN CITY	TICKET	20.00	0.00	0.00	0.00	0.00	0.00
SUZUKI FARE MIN.WITH IN CITY	TICKET	10.00	10.00	10.00	0.00	10.00	10.00
SUZUKI FARE MAXIMUM W.IN CITY	TICKET	20.00	20.00	13.00	0.00	15.00	15.00
AIR FARE ECONOMY CLASS.	P/KM.	19.26	0.00	0.00	0.00	0.00	0.00
POSTAL ENVELOPE DOMESTIC	EACH	8.00	8.00	8.00	8.00	8.00	8.00
ENVELOPE FOR SAUDI ARABIA	EACH	50.00	50.00	50.00	50.00	50.00	50.00
POSTAL REGISTRATION CHARGES	EACH	28.00	28.00	38.00	36.00	28.00	28.00
U.M.S. REG CHARGES MIN.	EACH	58.00	58.00	59.00	59.00	58.00	59.00
T.C.S. CH. MIN.WITH IN ZONE	EACH	150.00	150.00	150.00	110.00	150.00	130.00
TELEPHONE CHARGES LOCAL CALL	P/CALL	3.94	3.94	3.94	3.94	3.94	3.94
TEL CHARGES OUT SIDE CITY	P/CALL	3.94	3.94	3.94	3.94	3.94	3.94
INTERNET CHARGES	P/HOUR	30.00	30.00	30.00	25.00	42.50	40.00
MOBILE CELL CHARGES	P/UNIT	2.88	2.88	4.00	2.88	2.50	2.50
FAX CHARGES (LOCAL)	P/PAGE	20.00	20.00	20.00	15.00	15.00	10.00
TELEPHONE SET AV. QLTY	EACH	1200.00	1250.00	1400.00	1050.00	1300.00	1200.00
MOBILE SET NOKIA/SONY/ERICSON/SAMSUNG WITHOUT CAMERA	EACH	2783.33	2850.00	3550.00	2600.00	2250.00	2487.50
T.V. 20" COLORED WEGA H-A21.	EACH	18600.00	19000.00	20000.00	22000.00	20000.00	24750.00
T.V 20" COLOR CHINA/KORIA)	EACH	8083.33	9000.00	10500.00	9000.00	9550.00	8125.00
V.C.P. PANASONIC/LG/NAT	EACH	3916.67	0.00	6500.00	6500.00	5000.00	0.00
DVD/VCD PLAYER PANASONIC/LG	EACH	3066.67	4000.00	4600.00	2500.00	5500.00	3000.00
RADIO WITH C.PLAYER NATIONAL	EACH	2616.67	2600.00	2800.00	2175.00	1900.00	1450.00
PERSONNEL COMPUTER (BRANDED)	EACH	50000.00	48800.00	35000.00	52000.00	41500.00	33500.00
VID. CASSETTE BLK. TDK/SONY	EACH	100.00	100.00	150.00	110.00	100.00	125.00
COM. C.D. (TDK/IMATION)	EACH	40.00	40.00	50.00	65.00	50.00	50.00
TAPE RECORDER CASSETTE BLANK	EACH	33.33	30.00	60.00	25.00	42.50	70.00
VIDEO GAME SEGA 16 BYTE	EACH	1250.00	1250.00	1800.00	1450.00	1475.00	0.00
CINEMA A/C. HIGH CLASS	TICKET	85.00	30.00	0.00	0.00	0.00	0.00
CINEMA NON-A/C HIGH CLASS	TICKET	85.00	30.00	30.00	40.00	50.00	100.00
CABLE CHARGES	PER MONT	200.00	300.00	250.00	300.00	300.00	200.00
TV.LICENCE FEE DOMESTIC	YEARLY	420.00	420.00	420.00	420.00	420.00	420.00
ENGLISH BOOK CLASS V1	EACH	75.00	75.00	75.00	75.00	75.00	75.00
ENGLISH BOOK CLASS IX OR X	EACH	68.00	68.00	68.00	68.00	68.00	68.00
ENG. BOOK IST.YR COMPLETE SET	EACH	76.00	76.00	76.00	76.00	76.00	76.00
ENGLISH BOOK BA/B.SC	EACH	120.00	120.00	120.00	120.00	120.00	120.00
URDU BOOK CLASS V (T.B.BORD)	EACH	76.00	76.00	76.00	76.00	76.00	76.00
URDU BOOK CLASS IX/X(T.B.B)	EACH	58.50	58.50	58.50	58.50	58.50	58.50
URDU BOOK IST.YEAR/INTER	EACH	81.00	76.00	76.00	76.00	76.00	76.00
URDU BOOK BA/B.SC	EACH	170.00	160.00	160.00	160.00	160.00	160.00
MATHS BOOK CALSS V (T.B.B)	EACH	105.00	105.00	105.00	105.00	105.00	105.00
MATHS BOOK CLASS IX OR X	EACH	114.00	114.00	114.00	114.00	114.00	114.00
MATHS BOOK IST.YEAR (T.B.B)	EACH	176.00	176.00	176.00	176.00	176.00	176.00
PAKISTAN STUDIES BOOK BA/B.SC	EACH	120.00	120.00	120.00	120.00	120.00	120.00
DAILY "DAWN"	P/COPY	19.00	19.00	19.00	19.00	19.00	19.00
DAILY "JANG"	P/COPY	12.00	12.00	12.00	12.00	12.00	12.00

Contd.



## 7.11 Intercity Consumer Prices December, 2015

Description	Unit	Peshawar	Mardan	Abbott- abad	Bannu	D.I. Khan	Mingora
DAILY "NAWA-E-WAQT"	P/COPY	12.00	12.00	12.00	12.00	12.00	12.00
WEEKLY "AKHBAR-E-JAHAN"	P/COPY	55.00	55.00	55.00	55.00	55.00	55.00
WEEKLY "MAG"	P/COPY	45.00	45.00	45.00	45.00	45.00	45.00
MONTHLY "NAUNEHAL DIGEST"	P/COPY	35.00	35.00	35.00	35.00	35.00	35.00
PAPER FOOLSCAPE (27"x17")	QUIRE	20.00	20.00	37.50	35.00	47.50	25.00
EXERCISE.BOOK LINED 80/100 PGS	EACH	71.67	65.00	60.00	55.00	45.00	65.00
PENCILGOLDFISH/DEER	EACH	5.17	5.00	5.50	6.00	5.00	7.50
PEN INK DOLLOR 57 ML BOTTLE	EACH	20.00	20.00	20.00	20.00	20.00	20.00
PHOTOSTATE PAPER 70 GM	PRT	323.33	330.00	320.00	295.00	355.00	350.00
BALL PEN (local)	EACH	7.00	7.25	7.00	8.50	5.00	10.00
FOUNTAIN PEN HERO/WINGS/CHINA	EACH	44.17	50.00	55.00	35.00	40.00	50.00
PRIVATE SCHOOL FEE ENGLISH MEDIUM AVERAGE STANDARD (CLASS I)	PER MONTH	1916.67	2000.00	1512.50	575.00	500.00	1000.00
PRIVATE SCHOOL FEE ENGLISH MEDIUM AVERAGE STANDARD (CLASS V)	PER MONTH	2016.67	2300.00	1797.50	700.00	800.00	1000.00
PRIVATE SCHOOL FEE ENGLISH MEDIUM AVERAGE STANDARD (CLASS VI)	PER MONTH	2033.33	2300.00	1847.50	775.00	1000.00	1250.00
PRIVATE SCHOOL FEE ENGLISH MEDIUM AVERAGE STANDARD (CLASS X)	PER MONTH	2125.00	2800.00	2287.50	900.00	1800.00	2000.00
PRIVATE MEDICLE COLLEGE FEE MBBS (1ST YEAR)	PER MONTH	50000.00	0.00	50000.00	0.00	0.00	0.00
PRIVATE ENGINEERING COLLEGE FEE (ISTR YEAR)	PER MONTH	15000.00	15000.00	0.00	0.00	0.00	0.00
GOVT. COLLEGE FEE 1ST. YEAR	MONTH	42.09	42.09	42.09	42.09	42.09	42.09
GOVT. COLLEGE FEE 4TH. YEAR	MONTH	54.90	54.79	50.00	50.00	39.59	39.59
GOVT. UNIVERSITY FEE MSC.	MONTH	1487.93	1487.93	539.58	620.00	540.00	540.00
GOVT. MED. COLLEGE FEE MBBS	MONTH	641.67	641.66	641.66	642.00	641.66	641.66
GOVT. ENGG. COLL. FEE I YEAR	MONTH	595.83	595.83	0.00	404.17	595.83	0.00
COACHING FEE FOR CLASS IX/X	PER MONTH	2500.00	2500.00	1200.00	700.00	1000.00	1750.00
COACHING CHARGES FOR CLASS 1ST YEAR/INTER (SCIENCE)	PER MONTH	3000.00	3000.00	1500.00	800.00	1100.00	2750.00
COACHING CHARGES FOR CLASS 1ST YEAR/INTER (COMMERCE)	PER MONTH	3000.00	3000.00	1000.00	750.00	1000.00	950.00
I.T. TUITION FEES	PER MONTH	5277.83	5000.00	4166.00	2800.00	2100.00	0.00
MBA TUITION FEES	PER MONTH	6369.50	6000.00	3000.00	3000.00	2100.00	0.00
BREAD TANDOORI ST. SIZE	EACH	10.00	10.00	10.00	10.00	6.00	10.00
COOKED MUTTON (AV. HOTEL)	PLATE	183.33	150.00	150.00	150.00	140.00	185.00
COOKED BEEF (AV. HOTEL)	PLATE	121.67	100.00	90.00	90.00	100.00	125.00
COOKED DAL (AV. HOTEL)	PLATE	60.00	60.00	57.50	47.50	70.00	65.00
CHICKEN BIRYANI FULL/DOUBLE	PLATE	133.33	140.00	140.00	130.00	145.00	190.00
TEA PREPARED (ORDINARY)	CUP	15.00	20.00	17.50	20.00	15.00	17.50
HAIRCUT CHARGES FOR MEN	P/CUT	141.67	120.00	85.00	77.50	55.00	82.50
BEAUTY PORL HAIR STYL CHARGE	P/STY.	250.00	225.00	400.00	170.00	140.00	450.00
SHAVING CHARGES	PER SHV	76.67	80.00	47.50	37.50	32.50	55.00
LIPSTICK S.MISS/MEDORA	EACH	113.33	120.00	110.00	110.00	100.00	90.00
NAIL POLISH S.MISS/MEDORA	EACH	103.33	100.00	105.00	120.00	100.00	85.00
PERFUME MED.SIZE MEDORA/BROACH	EACH	193.33	200.00	140.00	160.00	180.00	150.00
HAIR-OIL AMLA/CHAMBELI	BOTTLE	115.00	115.00	120.00	127.50	85.00	100.00
TOILET SOAP LUX 95 GRAMS	EACH	34.70	34.70	34.70	34.70	34.70	34.70
TOILET SOAP LIFEBOUY 140 GRM	EACH	36.33	37.00	36.00	36.00	36.00	36.00
TOILET SOAP SAFEGUARD BATH SIZE	EACH	48.00	50.00	48.00	50.00	48.00	50.00
TOOTHPASTE MACKLINES 70 GRM	EACH	50.00	50.00	50.00	50.00	50.00	50.00
TOOTHPAST MED SIZE CLGATE 70 GMS	EACH	65.83	60.67	60.67	60.67	60.67	60.67
TOOTHBRUSH SHEILD A/PLAQUE	EACH	45.00	45.00	42.50	32.50	40.00	46.25
TOOTHPOWDER DENTONIC 90 GRM	EACH	28.00	28.00	25.00	25.00	25.00	25.00
HAIR-COLOUR BEGIN (6 GMS)	EACH	103.33	100.00	100.00	95.00	95.00	100.00
HAIR COLOUR (KALAKOLA)	BOTTLE	130.00	130.00	130.00	120.00	125.00	120.00
FACECREAM PONDS (MEDIUM)	EACH	116.67	120.00	120.00	120.00	110.00	120.00
TALC POWDER VICE ROAY,B.CAT	EACH	136.67	150.00	120.00	120.00	110.00	110.00
BLADE TREET ORDINARY 10'S	PKT.	36.67	35.00	45.00	30.00	30.00	30.00
BLADE 7-O-CLOCK STAIN. 5'S	PKT.	35.00	35.00	30.00	30.00	35.00	37.50
SHAMPOO SUNSILK/PAINTIN 100 ML	BOTTLE	100.00	100.00	100.00	100.00	110.00	110.00
BEAUTY CREAM (FAIR & LOVELY)	EACH	85.00	85.00	175.00	85.00	170.00	115.00
HAIR REMOVING CREAM (EU-CREAM)	TUBE	60.00	60.00	67.50	75.00	55.00	80.00
GEL MEDIUM SIZE	BOTTLE	120.00	120.00	120.00	65.00	85.00	120.00
DISPOSABLE RAZOR GILLET-II	EACH	45.00	45.00	35.00	35.00	45.00	45.00
SHAVING CREAM TOUCH-ME/ADM.	EACH	65.00	75.00	62.50	55.00	55.00	60.00
GOLD TEZABI 24 CT	10 GM.	38750.00	38750.00	38151.00	39300.00	37350.00	38008.00
SILVER TEZABI 24 CT	10 GM.	585.00	625.00	582.00	680.00	565.00	486.00
ARTIFICIAL JEWELLARY SET	SET	950.00	900.00	662.50	850.00	230.00	2125.00
WRIST WATCH GENTS CITIZEN (ORIGINAL) ***	EACH	4000.00	4500.00	2000.00	2500.00	2500.00	2500.00
WRIST WATCH LADIES CITIZEN (ORIGINAL) ***	EACH	4000.00	4500.00	1800.00	2500.00	2500.00	2750.00
WALL CLOCK QUARTZ AV.QLTY	EACH	1350.00	1350.00	525.00	462.50	255.00	650.00
SUITCASE REXIN (24"x16"x6")	EACH	783.33	900.00	1000.00	775.00	725.00	850.00
TRUNK MEDIUM SIZE ***	EACH	4250.00	3800.00	1150.00	1775.00	1300.00	2200.00
PURSE LADIES (LEATHER) AVERAGE QUALITY	EACH	1266.67	975.00	700.00	775.00	500.00	600.00

## 7.11 Intercity Consumer Prices December, 2015

Description	Unit	Quetta	Turbat	Gawadar	Loralai	Khuzdar	D.M. Jamali
WHEAT	10 KG.	360.00	460.00	450.00	350.00	400.00	310.00
WHEAT FLOUR FINE/SUPERIOR.	KG.	50.00	55.00	55.00	41.00	45.00	40.00
WHEAT FLOUR AVG. QLTY	KG.	48.00	46.00	46.00	39.00	40.00	38.00
WHEAT FLOUR BAG	10 KG.	390.00	450.00	480.00	390.00	380.00	385.00
MAIDA	KG.	60.00	78.00	78.00	60.00	45.00	48.00
SUJI	KG.	70.00	80.00	81.00	65.00	75.00	50.00
BESAN AV. QLTY.	KG.	140.00	152.50	150.00	120.00	130.00	125.00
RICE BASMATI SUP. QLTY.	KG.	150.00	120.00	130.00	145.00	105.00	110.00
RICE BASMATI 385/386	KG.	95.00	60.00	75.00	125.00	50.00	82.50
RICE BASMATI BROKEN AV.QLTY	KG.	80.00	60.00	60.00	80.00	40.00	45.00
RICE IRRI-6 (SINDH/PUNJAB)	KG.	50.00	45.00	45.00	50.00	40.00	37.50
VERMICELLI	KG.	75.00	80.00	50.00	70.00	70.00	75.00
BREAD PLAIN MEDIUM SIZE	EACH	40.00	30.00	30.00	35.00	40.00	37.50
RUSK (PAPAY)	KG.	135.00	160.00	175.00	160.00	160.00	140.00
BISCUITS-PACKED	PKT	35.00	35.00	35.00	35.00	35.00	35.00
BISCUIT-BAKERY (LOOSE)	250 GM	55.00	56.00	60.00	55.00	90.00	70.00
CORNFLAKS FAUJI 225 GM.	PKT	162.00	153.00	154.00	120.00	153.00	180.00
SAMOSA (VEGATABLE)	EACH	12.00	8.00	8.00	15.00	7.00	10.00
PASTRY AV.QLTY.	EACH	22.50	22.00	20.00	22.50	15.00	20.00
PATTIES (VEGATABLES)	EACH	25.00	22.00	20.00	20.00	15.00	17.00
NIMCO	250 GM	45.00	70.00	80.00	75.00	90.00	65.00
CHIPS	250 GM	50.00	75.00	90.00	60.00	90.00	65.00
BEEF WITH BONE AV.QLTY.	KG	365.00	440.00	450.00	300.00	320.00	260.00
MUTTON AV.QLTY.	KG	600.00	775.00	725.00	560.00	530.00	545.00
CHICKEN FARM BROILER (LIVE)	KG	150.00	250.00	250.00	130.00	180.00	147.50
FISH-RAHU MEDIUM SIZE	KG	330.00	400.00	400.00	270.00	250.00	275.00
MILK FRESH (UNBOILED)	LTR.	85.00	110.00	110.00	85.00	80.00	80.00
CURD	KG.	100.00	120.00	120.00	90.00	90.00	120.00
MILK TETRA PACK 1/2 LTR.	PKT.	60.00	64.00	60.00	60.00	50.00	50.00
LACTOGEN 400 GRAMS	PKT.	425.00	435.00	435.00	435.00	435.00	435.00
POWDER MILK NIDO 400GM.	PKT	350.00	380.00	379.00	380.00	380.00	380.00
MILK POWDER LOOSE/PACKED	KG.	400.00	500.00	510.00	440.00	675.00	475.00
BUTTER LOCAL PACKED	50 GM.	24.00	30.00	30.00	0.00	30.00	30.00
EGGS FARM	DOZ	115.00	110.00	115.00	120.00	120.00	120.00
MUSTARD OIL AV.QLTY.	KG.	190.00	180.00	200.00	220.00	180.00	150.00
COOKING OIL (DALDA)	2.5LTR	455.00	440.00	460.00	480.00	440.00	440.00
COOKING OIL (PAKWAN) OTHER BRAND SPECIFY	2.5 LTR	415.00	400.00	400.00	420.00	445.00	430.00
VEGETABLE GHEE TIN	2.5KG.	445.00	440.00	450.00	440.00	445.00	440.00
VEGETABLE GHEE (LOOSE)	KG.	150.00	157.50	162.50	140.00	120.00	150.00
DATES AV.QLTY.	KG.	185.00	75.00	100.00	230.00	80.00	200.00
PISTACHIO AV.QLTY.	50 GM.	60.00	60.00	70.00	60.00	150.00	55.00
ALMONDS WHOLE AV.QLTY.	KG.	700.00	530.00	575.00	500.00	1000.00	825.00
COCONUT DRY AV.QLTY.	KG.	275.00	300.00	255.00	220.00	600.00	250.00
RAISINS AV.QLTY.	50 GM.	22.50	24.00	25.00	14.00	60.00	27.50
GROUNDNUTS (WITH SHELL)	KG.	240.00	160.00	155.00	200.00	200.00	240.00
MALTA/MOSAMBI	DOZ	80.00	100.00	100.00	60.00	90.00	125.00
KINNU	DOZ	80.00	100.00	100.00	65.00	70.00	60.00
APPLE	KG	70.00	120.00	115.00	130.00	80.00	90.00
ALOO BUKHARA	KG	0.00	0.00	0.00	0.00	0.00	0.00
POMEGRANATE (ANNAR)	KG	150.00	190.00	170.00	200.00	120.00	175.00
GRAPES	KG	0.00	0.00	0.00	0.00	0.00	0.00
BANANAS	DOZ	50.00	75.00	80.00	80.00	80.00	45.00
MANGO KALMI	KG	0.00	0.00	0.00	0.00	0.00	0.00
GUAVA	KG	50.00	80.00	80.00	60.00	80.00	35.00
WATERMELON (TURBOOZ)	KG	0.00	0.00	0.00	0.00	0.00	0.00
MUSKMELON (KHARBOOZA)	KG	0.00	0.00	0.00	0.00	0.00	0.00
SWEETMELON (GARMA)	KG	0.00	0.00	0.00	0.00	0.00	0.00
PULSE MASOOR (WHOLE)	KG.	140.00	165.00	130.00	145.00	140.00	140.00
PULSE MASOOR (WASHED)	KG.	145.00	160.00	140.00	125.00	140.00	155.00
PULSE MOONG (WASHED)	KG.	175.00	150.00	150.00	160.00	230.00	180.00
PULSE MASH (WASHED)	KG.	255.00	175.00	160.00	205.00	220.00	145.00
PULSE GRAM	KG.	135.00	140.00	100.00	130.00	130.00	120.00

Contd.

## 7.11 Intercity Consumer Prices December, 2015

Description	Unit	Quetta	Turbat	Gawadar	Loralai	Khuzdar	D.M. Jamali
GRAM WHOLE BLACK AV.QLTY.	KG.	135.00	120.00	120.00	120.00	150.00	110.00
GRAM WHOLE YELLOW AV.QLTY	KG.	160.00	160.00	160.00	120.00	180.00	150.00
BEANS (LAL LOBIA)	KG.	155.00	90.00	90.00	120.00	170.00	125.00
POTATOES	KG	20.00	35.00	35.00	25.00	20.00	20.00
ONION	KG	50.00	50.00	60.00	50.00	50.00	45.00
TURNIP	KG	22.50	65.00	60.00	20.00	25.00	22.50
RADISH	KG	17.50	50.00	60.00	46.50	30.00	30.00
TOMATOES	KG	55.00	70.00	70.00	60.00	80.00	52.50
CABBAGE	KG	22.50	85.00	80.00	70.00	30.00	40.00
CAULIFLOWER	KG	22.50	75.00	85.00	40.00	25.00	27.50
BRINJAL	KG	27.50	55.00	65.00	50.00	25.00	25.00
PUMPKIN	KG	0.00	0.00	0.00	0.00	0.00	0.00
BOTTLEGOURD	KG	0.00	0.00	0.00	0.00	0.00	0.00
LADY FINGER	KG	0.00	0.00	0.00	0.00	0.00	0.00
PEAS	KG	77.50	80.00	90.00	120.00	70.00	67.50
SPINACH	KG	20.00	30.00	30.00	20.00	10.00	25.00
TINDA	KG	0.00	0.00	0.00	0.00	0.00	0.00
TURAI	KG	0.00	0.00	0.00	0.00	0.00	0.00
KARAILA	KG	0.00	0.00	0.00	0.00	0.00	0.00
ARVI	KG	0.00	0.00	0.00	0.00	0.00	0.00
CHILLIES GREEN	KG	72.50	100.00	66.00	120.00	75.00	45.00
CARROT	KG	27.50	55.00	60.00	40.00	0.00	32.50
COCUMBER (KHEERA)	KG	37.50	85.00	80.00	60.00	85.00	55.00
LEMON	250GM	25.00	60.00	65.00	30.00	70.00	27.50
SUGAR REFINED	KG.	56.00	62.00	62.00	60.00	60.00	54.50
GUR AV.QLTY	KG.	90.00	90.00	90.00	80.00	95.00	85.00
HONEY LANGANESE 500 GM.	BOTTLE	740.00	650.00	700.00	610.00	500.00	800.00
MILO 200 GM.	BOTTLE	200.00	150.00	150.00	200.00	200.00	220.00
CUSTARD POWDER RAFHAN 300 GM.	PKT	75.00	80.00	80.00	80.00	70.00	75.00
TOFFEE (HILAL)	EACH	1.00	2.00	2.50	1.00	1.00	2.00
CHOWKELATE CANDY (SMALL SIZE)	EACH	5.00	5.00	5.00	5.00	5.00	5.00
SWEETMEAT (MIXED)	KG	250.00	350.00	350.00	250.00	300.00	320.00
ICE CREAM WALLS	CUP.	40.00	40.00	40.00	40.00	40.00	40.00
ICE	KG	15.00	17.50	20.00	10.00	30.00	10.00
JAM AHMED/MITCHELLES	BOTTLE	140.00	115.00	115.00	140.00	190.00	125.00
SQUASH-MITCHELLES	BOTTLE	160.00	142.50	150.00	160.00	160.00	150.00
ROOH AFZA	BOTTLE	160.00	150.00	155.00	150.00	145.00	150.00
JAM-E-SHIREEN	BOTTLE	160.00	150.00	150.00	160.00	155.00	150.00
SAUNF	50 GM	13.50	14.50	14.00	15.00	40.00	15.00
CINAMON LOOSE AV. QLTY	50 GM.	22.50	30.00	40.00	30.00	30.00	22.50
CUMINSEED WHITE NATIONAL	50 GM.	50.00	52.00	50.00	54.00	50.00	54.00
PEPPER BLACK NATIONAL	50 GM.	96.00	74.00	75.00	96.00	90.00	100.00
CLOVES LOOSE AV.QLTY	50 GM.	86.00	30.00	50.00	150.00	90.00	120.00
CARDAMOM LARGE LOOSE AV.QLTY	50 GM.	145.00	60.00	70.00	150.00	210.00	105.00
CARDAMOM SMALL AV.QLTY	50 GM.	180.00	150.00	150.00	100.00	190.00	95.00
SALT-POWDERED (LAHORI) LOOSE	KG.	10.00	11.00	10.00	12.00	10.00	10.00
SALT POWDERED (NATIONAL/SHAN)	PKT	25.00	25.00	25.00	25.00	25.00	25.00
CHILLIES POWD.NATIONAL 200GM	PKT	105.00	105.00	105.00	105.00	105.00	105.00
CHILLIES POWDER LOOS	KG.	310.00	450.00	450.00	360.00	300.00	290.00
CORRIANDER SEED POWD.NATIONAL	PKT	80.00	80.00	80.00	104.00	100.00	87.00
CORRIANDER SEED (LOOSE)	KG.	230.00	165.00	290.00	280.00	300.00	245.00
TURMERIC POWD.NATIONAL 50GM	PKT.	35.00	35.00	35.00	35.00	39.00	35.00
CURRY POWD. NATIONAL 200 GM	PKT.	87.00	86.00	86.00	86.00	86.00	86.00
TOMATO KETCHUP AHMED/MITCHL	BOTTLE	85.00	100.00	90.00	96.00	90.00	95.00
PICKLES AHMED/MITCHELLES	BOTTLE	105.00	105.00	102.50	120.00	120.00	115.00
VINEGAR SYNTHETIC (SIRKA)	BOTTLE	85.00	50.00	60.00	80.00	50.00	75.00
GARLIC	KG	150.00	160.00	160.00	100.00	170.00	190.00
GINGER	KG	150.00	190.00	200.00	200.00	250.00	260.00
TAPAL DANEDAR TEA 200GM PACKET	PKT	136.84	146.91	152.63	147.36	126.32	176.84
TEA LIPTON YELLOW LABEL 200GM.	PKT.	189.47	149.47	149.47	157.89	189.47	189.47
TEA LOOSE KENYA AV.QLTY 250GM.	PKT.	112.50	172.50	170.00	124.00	170.00	180.00
COFFEE-NESCAFE 75 GM. **	BOTTLE	300.00	290.00	300.00	300.00	270.00	275.00
COLD DRINK (STANDARD SIZ)	BOTTLE	25.00	30.00	30.00	25.00	25.00	25.00

Contd.

## 7.11 Intercity Consumer Prices December, 2015

Description	Unit	Quetta	Turbat	Gawadar	Loralai	Khuzdar	D.M. Jamali
FRUIT JUICE TETRA PACK	PKT.	15.00	20.00	20.00	16.50	20.00	20.00
MINERAL WATER NESTLE 1.5 LTR	BOTTLE	45.00	50.00	50.00	45.00	45.00	50.00
CIGARETTES K-2 10'S **	PKT	60.00	45.00	45.00	50.00	60.00	60.00
CIGARETTES CAPSTAN 10'S **	PKT	65.00	70.00	70.00	60.00	65.00	66.00
CIGARETTES GOLD LEAF 20'S	PKT	130.00	120.00	120.00	120.00	130.00	135.00
CIGARETTES MORVEN GOLD 20'S	PKT	65.00	70.00	70.00	60.00	65.00	66.00
BETEL LEAVES	50GM.	40.00	40.00	40.00	35.00	70.00	55.00
BETEL NUTS	KG.	235.00	240.00	240.00	240.00	350.00	200.00
LONG CLOTH 57" GUL AHMED/AL-KARAM	METER	170.00	195.00	180.00	180.00	200.00	225.00
SHIRTING AV.QLTY.	METER	150.00	150.00	150.00	135.00	200.00	155.00
PANT CLOTH W & WEAR AV.QLTY	METER	300.00	270.00	300.00	370.00	200.00	200.00
LAWN PRINTED GUL AHMED/AL-KARAM	METER	180.00	175.00	160.00	200.00	180.00	205.00
GEORGETTE AV.QLTY	METER	105.00	90.00	80.00	145.00	100.00	70.00
LINEN AV.QLTY ***	METER	85.00	70.00	75.00	130.00	150.00	100.00
HEAVY WT SUITING LAWERNCPUR AVG QLTY	METER	1100.00	1100.00	1100.00	1000.00	1100.00	900.00
HEAVY WT SUITING LAWERNCPUR SUP QLTY	METER	1300.00	1300.00	1300.00	1500.00	1300.00	1300.00
TROPICAL SUITING LAW.PUR	METER	950.00	950.00	950.00	1000.00	950.00	950.00
PANT BOY 24"/26" LENGTH.	EACH	375.00	350.00	360.00	500.00	1000.00	325.00
SHIRT BOY 24"/26" LENGTH	EACH	275.00	320.00	350.00	300.00	900.00	325.00
SCHOOL UNI. PANT,SHIRT BOYS	SUIT	900.00	825.00	800.00	550.00	850.00	485.00
SCHOOL UNI. KAMEEZ,SHAL.BOYS	SUIT	1000.00	750.00	700.00	462.50	800.00	350.00
SCHOOL UNI. KAMEEZ,SHAL.GIRL	SUIT	1100.00	750.00	800.00	470.00	800.00	500.00
FROCK W/WEAR GIRLS	EACH	450.00	250.00	300.00	475.00	800.00	350.00
AWAMI-SUIT W & W(BOY) 24"/26	SUIT	475.00	1000.00	850.00	500.00	500.00	550.00
AWAMI-SUIT W&W (GENTS)AV.QLTY	SUIT	675.00	900.00	850.00	700.00	700.00	1100.00
PULLOVER GENTS OXFORD/BON.	EACH	3250.00	2000.00	2000.00	2800.00	2000.00	1900.00
PULLOVER LADIES OXFORD/BON.	EACH	3350.00	2150.00	2175.00	3000.00	2750.00	1700.00
PULLOVER (GENTS) OTHERS A.QTY	EACH	725.00	600.00	600.00	1100.00	900.00	1500.00
SECOND-HAND COAT FOR MEN	EACH	300.00	250.00	250.00	410.00	300.00	225.00
SECONDHAND SWEETER FOR MEN DUP QLTY	EACH	350.00	200.00	200.00	350.00	220.00	200.00
SECONDHAND WINTER JACKET	EACH	325.00	275.00	275.00	275.00	220.00	275.00
UNDERWEAR AV.QLTY MEDIUM SIZE	EACH	65.00	100.00	100.00	70.00	200.00	65.00
VEST FOR MEN AV.QLTY.	EACH	75.00	130.00	115.00	86.25	150.00	130.00
VEST/SHAMEEZ (WOMEN) AVG. QLTY	EACH	105.00	160.00	170.00	105.00	300.00	100.00
SOCKS NYLON (PAKISTANI)	PAIR	67.50	120.00	120.00	75.00	80.00	55.00
BRASSIER AV.QLTY.	EACH	100.00	120.00	120.00	107.50	300.00	130.00
BRASSIER SUP QLTY	EACH	250.00	190.00	200.00	300.00	400.00	212.50
DOPATTA GEORGETTE AV.QLTY.	EACH	210.00	280.00	300.00	185.00	250.00	190.00
DOPATTA COTTON AV GLTY	EACH	125.00	190.00	215.00	112.50	250.00	140.00
CHADDAR (WWEAR) (2x2.5 MTR)	EACH	230.00	300.00	300.00	290.00	400.00	525.00
LUNGI/DHOTI(COTTON) AVG. QLTY	EACH	240.00	250.00	275.00	450.00	350.00	200.00
HANDKERCHIEF AVG. QLTY PAK	EACH	30.00	50.00	45.00	32.50	70.00	45.00
HANDKERCHIEF SUP. QLTY PAK	EACH	50.00	65.00	70.00	45.00	90.00	65.00
GLOVES AV QLTY	PAIR	55.00	95.00	85.00	60.00	300.00	45.00
AZARBAND COTTON AVG. QLTY	EACH	12.50	20.00	20.00	13.50	20.00	30.00
SEWING THREAD/REEL(ASLI PARI)	EACH	4.00	7.00	7.00	7.00	6.00	5.50
WASHING CHARGES PAINT & SHIRT	SUIT	65.00	60.00	65.00	75.00	170.00	70.00
DRY CLEANING SUIT COAT PANT	SUIT	150.00	275.00	250.00	150.00	175.00	155.00
WASHING CH. (KAMIZ-SHALWAR)	PAIR	40.00	50.00	60.00	45.00	55.00	65.00
TAILORING SHIRT	EACH	265.00	250.00	250.00	300.00	250.00	275.00
TAILORING CHARGES PANT (MEN)	EACH	425.00	375.00	375.00	400.00	375.00	500.00
TAILORING COAT-PANT SUIT	SUIT	3250.00	3250.00	3250.00	3500.00	3250.00	3500.00
TAILORING AWAMI-SUIT (MALE)	SUIT	600.00	550.00	550.00	500.00	500.00	475.00
TAILORING SUIT FEMALE	SUIT	600.00	400.00	400.00	500.00	375.00	375.00
GENTS SHOES PAUL BATA	PAIR	1199.00	1199.00	1199.00	1199.00	1199.00	1199.00
GENTS SANDAL BATA	PAIR	699.00	699.00	699.00	699.00	699.00	699.00
GENTS SPOUNG CHAPPAL BATA	PAIR	179.00	179.00	179.00	179.00	179.00	179.00
LADIES SANDAL BATA	PAIR	499.00	499.00	499.00	499.00	499.00	499.00
LADIES SPOUNG CHAPPAL BATA	PAIR	179.00	179.00	179.00	179.00	179.00	179.00
CHILD SHOE POWER LITE BATA	PAIR	599.00	599.00	599.00	599.00	599.00	599.00
GENTS SHOE, ART 1109 SERVICE	PAIR	999.00	999.00	999.00	999.00	999.00	999.00
NYLON JOGGER 27 SIZE 2-5 ***	PAIR	1299.00	1299.00	1299.00	1299.00	1299.00	1299.00
CHINA FOOT WEAR AV. QLTY (MALE) *	PAIR	475.00	850.00	750.00	500.00	250.00	550.00

Contd.

## 7.11 Intercity Consumer Prices December, 2015

Description	Unit	Quetta	Turbat	Gawadar	Loralai	Khuzdar	D.M. Jamali
CHINA FOOT WEAR AV. QLTY (FEMALE) *	PAIR	300.00	600.00	600.00	350.00	250.00	425.00
CHINA FOOT WEAR AV. QLTY (CHILDREN) *	PAIR	285.00	550.00	600.00	300.00	250.00	275.00
SHOE REPAIR HALF SOLE	PAIR	90.00	120.00	100.00	55.00	90.00	85.00
SHOES POLISH CHARGES AVERAGE SHOP	PAIR	20.00	30.00	30.00	17.50	20.00	20.00
HOUSE RENT (combined)	MONTH	10578.00	3986.00	5619.00	4054.00	1997.00	3455.00
rent 2	pm	10578.00	3986.00	5619.00	4054.00	1997.00	3455.00
RENT3	PM	10578.00	3986.00	5619.00	4054.00	1997.00	3455.00
RENT4	PM	10578.00	3986.00	5619.00	4054.00	1997.00	3455.00
RENT5	PM	10578.00	3986.00	5619.00	4054.00	1997.00	3455.00
RENT6	PM	10578.00	3986.00	5619.00	4054.00	1997.00	3455.00
SYNTHETIC ENEMAL ROBIALAC BALTI 3.64 LTR.	EACH	1615.00	1600.00	1600.00	1550.00	1900.00	1700.00
SYNTHETIC ENEMAL ICI BALTI 3.64 LTR.	EACH	1875.00	1700.00	1750.00	1650.00	1900.00	1450.00
CEMENT (LOCAL) SPECIFY BRAND NAME	BAG	550.00	550.00	560.00	470.00	550.00	515.00
BRICKS (NEW) 1ST CLASS	P/1000	6250.00	0.00	0.00	6500.00	5000.00	5750.00
CEMENT BLOCKS (6"x8"x12")	P/100	0.00	1950.00	2000.00	0.00	1800.00	0.00
BAJREE	100CFT	4250.00	3400.00	3900.00	2775.00	5000.00	1950.00
SAND (BLACK PIT SAND)	K100CFT	3250.00	3000.00	3000.00	2300.00	0.00	2000.00
TIMBER SHESHAM LOG 1ST QUALITY	cubmt.	55582.00	0.00	0.00	0.00	0.00	0.00
IRON BAR (M.S. BAR) 1/2"	P/TON	69000.00	76500.00	77500.00	74500.00	84000.00	63500.00
CARPANTER WAGE RATE	P/DAY	900.00	1050.00	1000.00	1000.00	1000.00	700.00
MASON (RAJ) WAGE RATE	P/DAY	1100.00	1250.00	1400.00	900.00	950.00	700.00
UNSKILLED LABOUR WAGE RATE	P/DAY	550.00	650.00	650.00	550.00	475.00	375.00
PLUMBER WAGE RSTE	P/DAY	800.00	1100.00	1200.00	1100.00	1000.00	700.00
ELECTICIAN WAGE RATE PER DAY **	P/DAY	750.00	1200.00	1100.00	700.00	0.00	600.00
ELECTICIAN WAGE RATE PER POINT **	P/PNT	150.00	100.00	100.00	175.00	100.00	125.00
WATER CHARGES PER HOUSE	P/MONTH	125.00	150.00	250.00	0.00	190.00	300.00
ELECT.CHARGES UPTO 50 UNITS	P/UNIT	2.00	2.00	2.00	2.00	2.00	2.00
ELECT.CHARGES 01 - 100 UNIT	P/UNIT	6.18	6.18	6.18	6.18	6.18	6.18
ELECT.CHARGES 101 - 300 UNIT	P/UNIT	9.54	9.54	9.54	9.54	9.54	9.54
ELECT.CHARGES 301 - 1000 UNIT	P/UNIT	16.39	16.39	16.39	16.39	16.39	16.39
ELECT.CHARGES ABOVE 1000 UNIT	P/UNIT	18.39	18.39	18.39	18.39	18.39	18.39
ELEC	PM	10.50	10.50	10.50	10.50	10.50	10.50
GAS CHRg upto 3.3719 MMBTU	MMBTU	128.70	0.00	0.00	0.00	0.00	128.70
GAS CHRg 3.3719 - 6.7438 MMBTU	MMBTU	257.40	0.00	0.00	0.00	0.00	257.40
GAS CHRg 6.7438 - 10.1157 MMBTU	MMBTU	257.40	0.00	0.00	0.00	0.00	257.40
GAS CHRg10.1157 - 13.4876 MMBTU	MMBTU	702.00	0.00	0.00	0.00	0.00	702.00
GAS	PM	702.00	0.00	0.00	0.00	0.00	702.00
GAS	PM	409.50	0.00	0.00	0.00	0.00	409.50
KEROSENE OIL	LTR	68.00	125.00	125.00	95.00	72.00	110.00
FIREWOOD WHOLE	40 KG.	575.00	360.00	400.00	400.00	450.00	475.00
CHAIR SHESHAM WOOD WITH ARMS **	EACH	1150.00	2000.00	2150.00	1350.00	1500.00	1550.00
CHAIR PLASTIC (CHAIRMAN) AVERAGE QUALITY	EACH	550.00	775.00	775.00	587.50	1300.00	750.00
TABLE SHESHAM WOOD (4X2X5") ***	EACH	5500.00	4000.00	3750.00	4500.00	5000.00	5625.00
SOFASET WOODEN WITH FOAM SEAT **	SET	30000.00	10000.00	8900.00	10000.00	12000.00	12000.00
COT IRON (WITH NIWAR)AV.QLTY.	EACH	2600.00	2650.00	2550.00	2550.00	2200.00	2800.00
ALMIRAH (STEEL) 6'X3' 20 GUAGE	EACH	9000.00	10000.00	10000.00	6750.00	11500.00	13000.00
DINNING TABLE 6 CHAIRS A.QLTY	SET	13000.00	24000.00	21000.00	11000.00	10500.00	15500.00
SINGLE BED WITHOUT FOAM MED.	EACH	6500.00	3700.00	3600.00	4500.00	8500.00	5750.00
MATRESS SINGLE(4"THICK)	EACH	3750.00	3500.00	2950.00	3900.00	4500.00	5000.00
FARSHI DARI 12'X9' AV.QLTY	EACH	1000.00	500.00	500.00	1000.00	2500.00	1200.00
DARI COTTON (6'x2 1/2') AV.QL	EACH	475.00	383.33	300.00	500.00	1500.00	425.00
CARPET PLAIN AV. QLTY	SQFT.	61.25	48.67	50.00	35.00	35.00	45.00
QUILT (LIHAF) 3 KG. COTTON	EACH	700.00	550.00	500.00	625.00	1200.00	675.00
BLANKET (90" x 54")	EACH	2000.00	2500.00	2500.00	2000.00	3200.00	4250.00
BEDSHEET SINGLE BED SUP.QLTY	EACH	575.00	400.00	405.00	500.00	1200.00	550.00
BED SHEET DOUBLE WITH TWO PILLOW COVERS SUP QLTY	SET	575.00	490.00	485.00	550.00	1400.00	800.00
TOWEL(3'x2') AV. QALTY	EACH	150.00	200.00	215.00	206.25	400.00	200.00
CEILING FAN 48" SUPER QLTY **	EACH	2650.00	3700.00	3600.00	2500.00	3000.00	3500.00
PEDESTAL FAN 22" SUPER QLTY	EACH	3600.00	3900.00	3650.00	3500.00	3500.00	4100.00
REFG. DAWLENCE 10 CFT. D.DOOR	EACH	29500.00	36000.00	37000.00	26300.00	38000.00	32000.00
D-FREEZER WAVES 8 CFT.	EACH	25000.00	33000.00	33000.00	25000.00	35000.00	25500.00
AIRCONDITIONER 1.5 TON PEL	EACH	45000.00	43500.00	43300.00	40000.00	46000.00	44500.00
SPLIT AIR CONDITIONER 1.5 TON (SPECIFY BRAND NAME)	EACH	47000.00	47500.00	47250.00	43500.00	40000.00	47500.00

Contd.

## 7.11 Intercity Consumer Prices December, 2015

Description	Unit	Quetta	Turbat	Gawadar	Loralai	Khuzdar	D.M. Jamali
AIRCOOLER SUPER ASIA	EACH	11500.00	9500.00	9500.00	11500.00	10500.00	10000.00
WASHING MACHINE SINGER	EACH	15200.00	14700.00	14700.00	15000.00	14700.00	14700.00
SEWING MACHINE(SINGER)	EACH	5210.00	5400.00	5250.00	5400.00	5210.00	5210.00
GIZER LARGE SIZE 30 GALLON CAPACITY SUP QLTY	EACH	12500.00	10000.00	10000.00	12000.00	19000.00	14750.00
GAS BURNER DOUBLE SPFY.BRAND	EACH	1250.00	1350.00	1200.00	1700.00	2500.00	1500.00
ELECT. IRON PHILIPS MDL.1120	EACH	1150.00	1350.00	1200.00	1200.00	1300.00	1450.00
ELECTRIC JUICER FOR APPLE	EACH	3800.00	3700.00	3600.00	3500.00	2700.00	4000.00
S.STEEL DEGHCHI MEDIUM SIZE ***	EACH	500.00	950.00	900.00	500.00	900.00	575.00
ALUMINIUM COOKING PAN (DEGCHI ) MED SIZE	EACH	425.00	700.00	750.00	400.00	950.00	500.00
NON STICK COOKING PAN (DEGCHI ) SUP. QLTY	EACH	350.00	950.00	930.00	345.00	500.00	650.00
FRYING PAN STEEL AVG. QLTY MED. SIZE	EACH	260.00	250.00	200.00	200.00	800.00	475.00
TAWA IORN (MEDIUM SIZE) AVG. QLTY	EACH	200.00	275.00	275.00	200.00	400.00	300.00
S.STEEL PLATE A.QLTY.(M.SIZE)	EACH	85.00	90.00	80.00	42.50	130.00	65.00
TABLE SPOON S.STEEL SUP.QLTY.	DOZEN	325.00	240.00	250.00	300.00	500.00	420.00
WATER SET JUG+6 GLASSES (OMROC)	SET	340.00	500.00	475.00	750.00	900.00	450.00
TEA SET PAK. CHINAWARE 21 PCS.	SET	1100.00	1200.00	900.00	2500.00	1300.00	1950.00
DINNER SET PLASTIC 72 PIECES SUPERIOR QLTY	SET	4750.00	3450.00	2850.00	3000.00	2500.00	4450.00
HOTPOT SET PLASTIC 3 PCS.	SET	1050.00	900.00	900.00	1150.00	1500.00	1900.00
BUCKET(BALTI) PLASTIC MED.SIZ	EACH	285.00	370.00	395.00	350.00	400.00	275.00
LOTA PLASTIC (MED SIZE) AVERAGE QUALITY	EACH	40.00	60.00	60.00	50.00	80.00	60.00
PRESURE COOKER 4 LTR.	EACH	1100.00	950.00	775.00	1400.00	1500.00	1225.00
WATER COOLER 9/10 LTR.PLASTIC ***	EACH	500.00	550.00	555.00	550.00	600.00	950.00
THERMOS STARVAC 1 LTR	EACH	375.00	670.00	625.00	425.00	700.00	350.00
BULB PHILIPS 100-WATTS	EACH	30.00	30.00	30.00	25.00	30.00	30.00
TUBE LIGHT PHILIPS 40 WATTS	EACH	100.00	135.00	130.00	110.00	100.00	95.00
ELECTRIC BLUBS "0" WATTE LOCAL	EACH	20.00	25.00	20.00	20.00	20.00	25.00
ELECTRIC BLUB ENERGY SAVER 14 WATTS	EACH	180.00	120.00	130.00	140.00	150.00	180.00
WASHING SOAP 250 GMS SPECIFY BRAND NAME	EACH	30.00	24.00	25.00	29.50	40.00	35.00
SURF EXCEL 400 GMS POLY BAG	EACH	115.00	113.00	110.00	110.00	125.00	125.00
WASHING POWDER 1000 GRM	EACH	175.00	192.50	185.00	175.00	175.00	185.00
WASHING POWDER (WHEEL/ BONUS) 100 GRAMS	EACH	85.00	98.00	100.00	90.00	85.00	95.00
CLEANSER POWDER VIM 1000 GM	PKT.	72.22	72.22	72.22	66.67	66.67	66.67
FINIS 500 ML	BOTTLE	187.50	190.00	180.00	187.50	190.00	165.00
PHNYLE TYPHONE/FINIS/CARRANITE 3 LITRES	BOTTLE	120.00	140.00	140.00	150.00	150.00	120.00
HARPIC	BOTTLE	130.00	145.00	145.00	135.00	125.00	130.00
BOOT POLISH CHERRY/KIWI 50ML	EACH	100.00	80.00	80.00	85.00	90.00	100.00
ROBIN BLUE (35 GRAMS)	PKT.	35.00	25.00	30.00	50.00	25.00	25.00
TISSU PAPER PERFUMED 100 PCS.	PKT.	100.00	100.00	97.50	118.75	110.00	90.00
TOILET PAPER ROLL (R.PETEL)	P/ROLL	40.00	40.00	40.00	37.50	40.00	40.00
BOOT POLISH LIQUID CHEERY BLOSSOM KIWI 75 ML	BOTTLE	120.00	120.00	120.00	120.00	120.00	140.00
MATCH BOX SMALL	EACH	1.00	2.00	2.00	2.00	1.50	1.50
DRY CELL 1.5 VOLT(LOCAL)	EACH	15.00	15.00	15.00	25.00	25.00	21.50
HAND STITCHING NEEDLE M.SIZE	PACKET	5.00	8.00	8.00	6.00	10.00	5.00
SEWING MACHINE NEEDLE (SINGER)	EACH	5.00	6.00	6.00	5.00	6.00	5.00
HOUSEHOLD SERVANT FEMALE P/T	P/MNTH	1350.00	4000.00	4000.00	1500.00	3500.00	900.00
MARRIAGE HALL WITH FURNITURE	P/HEAD	80.00	50.00	50.00	50.00	50.00	50.00
SEPTRAN TABLETS	10TAB.	15.00	15.00	15.00	16.00	15.00	16.00
BRUFEN TABS 200-MG.	10TAB.	10.00	10.00	10.00	10.00	10.00	10.00
PANADOL TAB. EXTRA/PLAIN	10TAB.	10.00	10.00	10.00	10.00	10.00	10.00
DISPRIN TAB.	10TAB.	10.00	10.00	10.00	10.00	10.00	10.00
TRISIL TAB.	10 TAB	10.00	10.00	10.00	10.00	10.00	10.00
FLAGYL TAB. 200 MG.	10TAB.	10.00	10.00	10.00	10.00	10.00	10.00
VENTOLIN TAB. 2MG.	10TAB.	9.00	9.00	9.00	9.00	9.00	9.00
DAONIL TAB. 5 MG.	10TAB.	17.00	17.00	17.00	17.00	17.00	17.00
ENTOX TAB.	10TAB.	10.00	10.00	10.00	10.00	10.00	10.00
RENITEC TAB. 5 MG.	10TAB.	59.00	59.00	59.00	59.00	59.00	59.00
CAC. 1000 TAB	BOTTLE	122.00	122.00	122.00	122.00	122.00	122.00
AMOXIL CAPSOLE 250 MG.S	10CAP.	36.00	36.00	36.00	36.00	36.00	36.00
CALCIUM SYRUP SANDOZ	BOTTLE	64.00	64.00	64.00	64.00	64.00	64.00
LEDERPLEX SYRUP	BOTTLE	35.00	35.00	35.00	35.00	35.00	35.00
SANCOS SYRUP (50 ML.)	BOTTLE	30.00	30.00	30.00	30.00	30.00	30.00
PHENERGAN SYRUP 120 ML.	BOTTLE	33.00	33.00	33.00	33.00	33.00	33.00
CALPOL SYRUP 60 ML.	BOTTLE	28.00	28.00	28.00	28.00	28.00	28.00

Contd.

## 7.11 Intercity Consumer Prices December, 2015

Description	Unit	Quetta	Turbat	Gawadar	Loralai	Khuzdar	D.M. Jamali
HYDRYLLIN SYRUP 120 ML.	BOTTLE	65.00	65.00	65.00	65.00	65.00	65.00
POLYFAX EYE OINTMENT	TUBE	21.00	21.00	21.00	21.00	21.00	21.50
BETNESOL EYE DROPS	BOTTLE	33.89	33.89	33.89	33.89	33.89	33.89
EAR DROPS (CARDISPORINE) ***	BOTTLE	21.00	21.00	21.00	21.00	21.00	21.00
BETNOVATE-N OINTMENT 5 GMS	TUBE	16.00	16.00	16.00	16.00	16.00	16.00
BURNOL CREAM 30 GRM	TUBE	16.00	16.00	16.00	16.00	16.00	16.00
VICKS VAPORUB/BALM	BOTTLE	36.00	36.00	37.00	36.00	36.00	36.00
GLYCRINE SMALL BOTTLE	BOTTLE	45.00	25.00	25.00	30.00	25.00	15.00
JOUHAR JOSHANDA	PKT.	8.00	7.00	7.00	8.00	7.00	6.00
GALXOS-D (450 GRMS)	PKT.	151.88	151.88	151.88	151.88	157.50	157.50
GRIPE-WATER WOODWARDS	BOTTLE	50.00	55.00	55.00	55.00	55.00	55.00
SANIPLAST ONE PUTTY	EACH	1.50	3.00	3.00	2.00	2.00	1.45
O.R.S. (NIMCOL)	PKT.	15.00	15.00	15.00	15.00	15.00	15.00
DETTOL (MEDIUM)	BOTTLE	46.80	46.80	46.80	46.80	46.80	46.80
COTTON BANDAGE 2" - 4"	EACH	10.00	15.00	15.00	13.00	12.00	10.00
THERMOMETER CHINA	EACH	35.00	50.00	50.00	35.00	50.00	40.00
DOCTOR (MBBS) CLINIC FEE	P/PAT.	200.00	350.00	300.00	200.00	200.00	90.00
URINE TEST (DR) CHARGES	P/TEST	80.00	250.00	300.00	100.00	100.00	85.00
BLOOD TEST (CP) CHARGES	P/TEST	200.00	350.00	350.00	200.00	125.00	225.00
SUGAR TEST (RANDOM/FASTING BOTH) CHARGES	P/TEST	175.00	300.00	300.00	150.00	150.00	200.00
ECG CHARGES	P/TEST	175.00	400.00	400.00	200.00	300.00	150.00
X-RAY (CHEST) CHARGES	P/X-RAY	300.00	350.00	350.00	250.00	230.00	350.00
CAR SUZUKI 800 CC (W/O. A/C)	EACH	0.00	0.00	0.00	0.00	0.00	0.00
CAR SUZUKI 1000 CC	EACH	1044000.00	0.00	0.00	0.00	0.00	0.00
CAR TOYOTA 1300 CC	EACH	1568000.00	0.00	0.00	0.00	0.00	0.00
CAR HONDA CIVIC	EACH	2035000.00	0.00	0.00	0.00	0.00	0.00
MOTORCYCLE HONDA CD-70.	EACH	63500.00	68000.00	67000.00	63500.00	0.00	63500.00
MOTORCYCLE YAMAHA 100CC.	EACH	80600.00	81000.00	81750.00	81000.00	0.00	0.00
MOTOR CYCLE HERO 70 CC	EACH	45000.00	50000.00	0.00	50000.00	0.00	0.00
BICYCLE WITH TYRES & TUBES	EACH	7062.50	6000.00	5200.00	7000.00	0.00	7000.00
TYRE CAR WITH TUBE GENERAL	EACH	3250.00	4000.00	4000.00	3300.00	3500.00	3300.00
TYRE MOTOR CYCLE WITHOUT TUBE	EACH	1050.00	1300.00	1400.00	1100.00	1250.00	1100.00
TYRE CYCLE SPECIFY BRAND NAME	EACH	350.00	300.00	300.00	300.00	450.00	475.00
TYRE CAR W/O TUBE	EACH	2950.00	3500.00	3500.00	2000.00	6600.00	2800.00
PETROL SUPER	LITRE	76.26	76.26	76.26	76.26	76.26	76.26
HIGH SPEED DIESEL HSD	LITRE	83.79	83.79	83.79	83.79	83.79	83.79
CNG	K.G.	75.82	0.00	0.00	0.00	0.00	75.82
GAS CYLINDER STAND. SIZE	EACH	1275.00	880.00	990.00	1300.00	1075.00	1700.00
MOTOR CYCLE SERVICE CHARGES	EACH	275.00	200.00	200.00	200.00	300.00	200.00
CAR SERVICE CHARGES	EACH	450.00	350.00	500.00	375.00	400.00	300.00
TYRE PUNCTURE CHARGES	EACH	45.00	80.00	85.00	50.00	80.00	65.00
CYCLE OVERHAULING CHARGES	EACH	190.00	150.00	155.00	190.00	300.00	100.00
CAR TAX FOR 800CC TO 1300CC	YEARLY	400.00	400.00	400.00	400.00	400.00	400.00
TRAIN FARE ECO. 1-100 KM.	P/KM.	0.68	0.68	0.68	0.00	0.00	0.68
TRAIN FARE ECO. 101-500 KM.	P/KM.	0.98	0.00	0.98	0.00	0.00	0.98
TRAIN FARE ECO. > 500 KM.	P/KM.	0.89	0.89	0.89	0.00	0.00	0.89
TRAIN FARE IST SLP. 1-100KM	P/KM.	2.10	2.10	2.10	0.00	0.00	2.10
TRAIN FARE IST SLP.101-500 KM	P/KM.	2.59	2.59	2.59	0.00	0.00	2.59
TRAIN FARE IST SLP. > 500 KM	P/KM.	1.99	1.99	1.99	0.00	0.00	1.99
TRAIN FARE A/C SLP. 1-100KM.	P/KM	5.76	5.76	5.76	0.00	0.00	5.76
TRAIN FARE A/C SLP.101-500KM	P/KM.	4.59	4.59	4.59	0.00	0.00	4.59
TRAIN FARE A/C SLP > 500KM.	P/KM	4.16	4.16	4.16	0.00	0.00	4.16
PLATFORM TICKET	EACH	10.00	0.00	10.00	0.00	0.00	10.00
AUTO RICKSHAW FARES	KM/MIN	65.00	40.00	55.00	50.00	65.00	50.00
FULL TONGA CHARGES	KM/MIN	80.00	0.00	0.00	50.00	0.00	0.00
TAXI 4 SEATER FARE	KM/MIN	60.00	50.00	60.00	60.00	60.00	60.00
BUS FARE MIN (WITHIN CITY)	TICKET	20.00	0.00	0.00	0.00	0.00	0.00
BUS FARE MAX (WITHIN CIT	TICKET	20.00	0.00	0.00	0.00	0.00	0.00
BUS FARE OUTSIDE CITY	P/KM.	0.90	0.90	0.90	0.90	0.90	0.90
A/C BUS FARE OUTSIDE CITY	P/KM.	1.35	1.35	1.35	1.35	1.35	1.35
MINIBUS FARE MIN.WITH IN CITY	TICKET	20.00	0.00	35.00	0.00	0.00	0.00
MINIBUS FARE MAX.WITH IN CITY	TICKET	20.00	0.00	0.00	0.00	0.00	0.00
SUZUKI FARE MIN.WITH IN CITY	TICKET	0.00	10.00	10.00	0.00	15.00	0.00

Contd.

## 7.11 Intercity Consumer Prices December, 2015

Description	Unit	Quetta	Turbat	Gawadar	Loralai	Khuzdar	D.M. Jamali
SUZUKI FARE MAXIMUM W.IN CITY	TICKET	0.00	30.00	30.00	0.00	30.00	0.00
AIR FARE ECONOMY CLASS.	P/KM.	19.26	19.26	19.26	0.00	19.26	0.00
POSTAL ENVELOPE DOMESTIC	EACH	8.00	8.00	8.00	8.00	8.00	8.00
ENVELOPE FOR SAUDI ARABIA	EACH	50.00	50.00	50.00	45.00	50.00	45.00
POSTAL REGISTRATION CHARGES	EACH	28.00	38.00	38.00	38.00	28.00	38.00
U.M.S. REG CHARGES MIN.	EACH	59.00	58.00	58.00	58.00	58.00	58.00
T.C.S. CH. MIN.WITH IN ZONE	EACH	110.00	150.00	150.00	150.00	150.00	150.00
TELEPHONE CHARGES LOCAL CALL	P/CALL	3.94	3.94	3.94	3.94	3.94	3.94
TEL CHARGES OUT SIDE CITY	P/CALL	3.94	3.94	3.94	3.94	3.94	3.94
INTERNET CHARGES	P/HOUR	25.00	30.00	30.00	38.75	20.00	30.00
MOBILE CELL CHARGES	P/UNIT	3.00	3.00	3.00	3.00	4.00	3.00
FAX CHARGES (LOCAL)	P/PAGE	15.00	25.00	25.00	20.00	20.00	15.00
TELEPHONE SET AV. QLTY	EACH	575.00	850.00	800.00	675.00	500.00	850.00
MOBILE SET NOKIA/SONY/ERICSON/SAMSUNG WITHOUT CAMERA	EACH	3000.00	2100.00	2100.00	2750.00	3000.00	3750.00
T.V. 20" COLORED WEGA H-A21.	EACH	18000.00	17000.00	17000.00	18000.00	17500.00	20000.00
T.V 20" COLOR CHINA/KORIA)	EACH	13000.00	8000.00	8000.00	12000.00	8500.00	16500.00
V.C.P. PANASONIC/LG/NAT	EACH	6900.00	4500.00	0.00	6000.00	0.00	6500.00
DVD/VCD PLAYER PANASONIC/LG	EACH	5200.00	3000.00	0.00	4800.00	3000.00	4750.00
RADIO WITH C.PLAYER NATIONAL	EACH	1925.00	1600.00	1675.00	2000.00	1900.00	1650.00
PERSONNEL COMPUTER (BRANDED)	EACH	42000.00	28000.00	28000.00	28000.00	28000.00	28000.00
VID. CASSETTE BLK. TDK/SONY	EACH	155.00	150.00	150.00	150.00	0.00	0.00
COM. C.D. (TDK/IMATION)	EACH	72.50	60.00	35.00	70.00	50.00	65.00
TAPE RECORDER CASSETTE BLANK	EACH	40.00	35.00	37.50	35.00	45.00	30.00
VIDEO GAME SEGA 16 BYTE	EACH	1150.00	900.00	900.00	1250.00	1000.00	0.00
CINEMA A/C. HIGH CLASS	TICKET	0.00	0.00	0.00	0.00	0.00	0.00
CINEMA NON-A/C HIGH CLASS	TICKET	150.00	0.00	0.00	20.00	0.00	0.00
CABLE CHARGES	PER MONT	400.00	350.00	300.00	300.00	300.00	300.00
TV.LICENCE FEE DOMESTIC	YEARLY	420.00	420.00	420.00	420.00	420.00	420.00
ENGLISH BOOK CLASS V1	EACH	59.00	59.00	59.00	59.00	59.00	59.00
ENGLISH BOOK CLASS IX OR X	EACH	72.00	72.00	72.00	72.00	72.00	72.00
ENG. BOOK IST.YR COMPLETE SET	EACH	65.00	65.00	65.00	65.00	65.00	65.00
ENGLISH BOOK BA/B.SC	EACH	175.00	175.00	175.00	175.00	175.00	175.00
URDU BOOK CLASS V (T.B.BORD)	EACH	82.00	82.00	82.00	82.00	82.00	82.00
URDU BOOK CLASS IX(X(T.B.B)	EACH	85.00	85.00	85.00	85.00	85.00	85.00
URDU BOOK IST.YEAR/INTER	EACH	85.00	85.00	85.00	85.00	85.00	85.00
URDU BOOK BA/B.SC	EACH	175.00	175.00	175.00	175.00	175.00	175.00
MATHS BOOK CALSS V (T.B.B)	EACH	55.00	55.00	55.00	55.00	55.00	55.00
MATHS BOOK CLASS IX OR X	EACH	130.50	130.50	130.50	130.50	130.50	130.50
MATHS BOOK IST.YEAR (T.B.B)	EACH	138.00	138.00	138.00	138.00	138.00	138.00
PAKISTAN STUDIES BOOK BA/B.SC	EACH	300.00	300.00	300.00	300.00	300.00	300.00
DAILY "DAWN"	P/COPY	19.00	19.00	19.00	19.00	19.00	19.00
DAILY "JANG"	P/COPY	12.00	12.00	12.00	12.00	12.00	12.00
DAILY "NAWA-E-WAQT"	P/COPY	12.00	12.00	12.00	12.00	12.00	12.00
WEEKLY "AKHBAR-E-JAHAN"	P/COPY	55.00	55.00	55.00	55.00	55.00	55.00
WEEKLY "MAG"	P/COPY	45.00	45.00	45.00	45.00	45.00	45.00
MONTHLY "NAUNEHAL DIGEST"	P/COPY	35.00	35.00	35.00	35.00	35.00	35.00
PAPER FOOLSCAPE (27"x17")	QUIRE	27.50	25.00	25.00	35.00	50.00	35.00
EXERCISE.BOOK LINED 80/100 PGS	EACH	37.50	40.00	40.00	50.60	50.00	27.50
PENCILGOLDFISH/DEER	EACH	5.00	5.00	5.00	7.00	5.00	5.00
PEN INK DOLLOR 57 ML BOTTLE	EACH	20.00	20.00	20.00	20.00	20.00	20.00
PHOTOSTATE PAPER 70 GM	PRT	355.00	530.00	550.00	400.00	410.00	350.00
BALL PEN (local)	EACH	5.00	8.00	7.00	5.00	10.00	5.00
FOUNTAIN PEN HERO/WINGS/CHINA	EACH	35.00	40.00	40.00	50.00	40.00	37.50
PRIVATE SCHOOL FEE ENGLISH MEDIUM AVERAGE STANDARD (CLASS I)	PER MONTH	750.00	725.00	800.00	600.00	350.00	475.00
PRIVATE SCHOOL FEE ENGLISH MEDIUM AVERAGE STANDARD (CLASS V)	PER MONTH	1150.00	900.00	900.00	750.00	560.00	550.00
PRIVATE SCHOOL FEE ENGLISH MEDIUM AVERAGE STANDARD (CLASS VI)	PER MONTH	1200.00	1100.00	1100.00	1000.00	675.00	700.00
PRIVATE SCHOOL FEE ENGLISH MEDIUM AVERAGE STANDARD (CLASS X)	PER MONTH	1400.00	1200.00	1300.00	1200.00	635.00	950.00
PRIVATE MEDICLE COLLEGE FEE MBBS (IST YEAR)	PER MONTH	0.00	0.00	0.00	0.00	0.00	0.00
PRIVATE ENGINEERING COLLEGE FEE (ISTR YEAR)	PER MONTH	5700.00	0.00	0.00	0.00	0.00	0.00
GOVT. COLLEGE FEE IST. YEAR	MONTH	60.00	7.50	7.50	7.50	7.50	7.00
GOVT. COLLEGE FEE 4TH. YEAR	MONTH	80.00	9.00	9.00	9.00	9.00	9.00
GOVT. UNIVERSITY FEE MSC.	MONTH	350.00	350.00	350.00	350.00	350.00	350.00
GOVT. MED. COLLEGE FEE MBBS	MONTH	950.00	0.00	950.00	0.00	0.00	950.00

Contd.



## 7.11 Intercity Consumer Prices December, 2015

Description	Unit	Quetta	Turbat	Gawadar	Loralai	Khuzdar	D.M. Jamali
GOVT. ENGG. COLL. FEE I YEAR	MONTH	850.00	0.00	3850.00	0.00	850.00	850.00
COACHING FEE FOR CLASS IX/X	PER MONTH	500.00	1200.00	1000.00	600.00	600.00	1000.00
COACHING CHARGES FOR CLASS 1ST YEAR/INTER (SCIENCE)	PER MONTH	1000.00	0.00	1000.00	0.00	0.00	1500.00
COACHING CHARGES FOR CLASS 1ST YEAR/INTER (COMMERCE)	PER MONTH	1000.00	0.00	1000.00	0.00	0.00	1500.00
I.T. TUITION FEES	PER MONTH	1800.00	0.00	920.00	0.00	0.00	0.00
MBA TUITION FEES	PER MONTH	0.00	0.00	0.00	0.00	0.00	0.00
BREAD TANDOORI ST. SIZE	EACH	10.00	10.00	10.00	10.00	15.00	10.00
COOKED MUTTON (AV. HOTEL)	PLATE	150.00	130.00	160.00	200.00	200.00	115.00
COOKED BEEF (AV. HOTEL)	PLATE	80.00	90.00	130.00	120.00	160.00	80.00
COOKED DAL (AV. HOTEL)	PLATE	60.00	70.00	85.00	50.00	70.00	40.00
CHICKEN BIRYANI FULL/DOUBLE	PLATE	150.00	150.00	145.00	100.00	80.00	90.00
TEA PREPARED (ORDINARY)	CUP	21.00	15.00	15.00	20.00	20.00	20.00
HAIRCUT CHARGES FOR MEN	P/CUT	100.00	100.00	100.00	60.00	70.00	55.00
BEAUTY PORL HAIR STYL CHARGE	P/STY.	350.00	300.00	350.00	250.00	250.00	150.00
SHAVING CHARGES	PER SHV	60.00	40.00	45.00	40.00	30.00	25.00
LIPSTICK S.MISS/MEDORA	EACH	120.00	90.00	100.00	90.00	100.00	105.00
NAIL POLISH S.MISS/MEDORA	EACH	95.00	80.00	80.00	80.00	80.00	80.00
PERFUME MED.SIZE MEDORA/BROACH	EACH	100.00	100.00	100.00	100.00	180.00	180.00
HAIR-OIL AMLA/CHAMBELI	BOTTLE	100.00	90.00	80.00	100.00	100.00	120.00
TOILET SOAP LUX 95 GRAMS	EACH	34.70	34.70	34.70	34.70	34.70	34.70
TOILET SOAP LIFEBOUY 140 GRM	EACH	36.00	36.00	36.00	36.00	36.00	36.00
TOILET SOAP SAFEGUARD BATH SIZE	EACH	50.00	50.00	49.00	48.00	50.00	48.00
TOOTHPASTE MACKLINES 70 GRM	EACH	50.00	50.00	50.00	50.00	50.00	50.00
TOOTHPAST MED SIZE CLGATE 70 GMS	EACH	60.00	56.00	56.00	56.00	56.00	56.00
TOOTHBRUSH SHEILD A/PLAUQUE	EACH	50.00	50.00	50.00	40.00	50.00	47.50
TOOTHPOWDER DENTONIC 90 GRM	EACH	25.00	25.00	25.00	25.00	25.00	25.00
HAIR-COLOUR BEGIN (6 GMS)	EACH	95.00	90.00	90.00	95.00	90.00	100.00
HAIR COLOUR (KALAKOLA)	BOTTLE	120.00	120.00	120.00	120.00	120.00	130.00
FACECREAM PONDS (MEDIUM)	EACH	120.00	100.00	100.00	120.00	160.00	110.00
TALC POWDER VICE ROAY,B.CAT	EACH	135.00	130.00	120.00	120.00	160.00	130.00
BLADE TREET ORDINARY 10'S	PKT.	30.00	30.00	30.00	40.00	50.00	30.00
BLADE 7-O-CLOCK STAIN. 5'S	PKT.	45.00	35.00	35.00	35.00	60.00	30.00
SHAMPOO SUNSILK/PAINTIN 100 ML	BOTTLE	110.00	115.00	110.00	100.00	100.00	110.00
BEAUTY CREAM (FAIR & LOVELY)	EACH	155.00	85.00	115.00	100.00	100.00	165.00
HAIR REMOVING CREAM (EU-CREAM)	TUBE	65.00	55.00	70.00	80.00	55.00	65.00
GEL MEDIUM SIZE	BOTTLE	80.00	60.00	60.00	120.00	180.00	120.00
DISPOSABLE RAZOR GILLET-II	EACH	45.00	45.00	47.50	45.00	50.00	40.00
SHAVING CREAM TOUCH-ME/ADM.	EACH	60.00	50.00	60.00	60.00	70.00	60.00
GOLD TEZABI 24 CT	10 GM.	37800.00	45000.00	45500.00	48000.00	38800.00	38580.00
SILVER TEZABI 24 CT	10 GM.	560.00	1000.00	1100.00	0.00	660.00	582.00
ARTIFICIAL JEWELLARY SET	SET	480.00	500.00	525.00	400.00	400.00	500.00
WRIST WATCH GENTS CITIZEN (ORIGINAL) ***	EACH	2550.00	2550.00	2500.00	2550.00	2500.00	2500.00
WRIST WATCH LADIES CITIZEN (ORIGINAL) ***	EACH	2550.00	2500.00	2500.00	2500.00	2500.00	2500.00
WALL CLOCK QUARTZ AV.QLTY	EACH	475.00	450.00	325.00	500.00	500.00	500.00
SUITCASE REXIN (24"x16"x6")	EACH	1500.00	1000.00	950.00	1000.00	2000.00	900.00
TRUNK MEDIUM SIZE ***	EACH	675.00	650.00	700.00	650.00	2000.00	1200.00
PURSE LADIES (LEATHER) AVERAGE QUALITY	EACH	400.00	325.00	300.00	330.00	400.00	325.00

## 7.11 Inter-city Consumer Prices December, 2015

			Value in Rupees
Description	Unit	Average	% Change
<b>FOOD &amp; NON-ALCOHOLIC BEVERAGES</b>			
WHEAT	10 KG.	350.38	1.91
WHEAT FLOUR FINE/SUPERIOR.	KG.	44.87	0.45
WHEAT FLOUR AVG. QLTY	KG.	39.79	0.38
WHEAT FLOUR BAG	10 KG.	394.03	0.34
MAIDA	KG.	52.82	-0.73
SUJI	KG.	54.77	0.59
BESAN AV. QLTY.	KG.	123.88	1.32
RICE BASMATI SUP. QLTY.	KG.	113.75	-0.03
RICE BASMATI 385/386	KG.	75.46	-1.07
RICE BASMATI BROKEN AV.QLTY	KG.	58.94	-1.59
RICE IRRI-6 (SINDH/PUNJAB)	KG.	43.61	-0.62
VERMICELLI	KG.	79.61	-1.15
BREAD PLAIN MEDIUM SIZE	EACH	39.93	0.00
RUSK (PAPAY)	KG.	189.22	0.20
BISCUITS-PACKED	PKT	35.09	0.00
BISCUIT-BAKERY (LOOSE)	250 GM	76.16	0.33
CORNFLAKS FAUJI 225 GM.	PKT	176.04	0.00
SAMOSA (VEGATABLE)	EACH	12.57	0.40
PASTRY AV.QLTY.	EACH	25.76	0.00
PATTIES (VEGATABLES)	EACH	21.34	0.00
NIMCO	250 GM	67.18	0.37
CHIPS	250 GM	77.96	0.32
BEEF WITH BONE AV.QLTY.	KG	303.08	1.00
MUTTON AV.QLTY.	KG	597.41	0.24
CHICKEN FARM BROILER (LIVE)	KG	152.3	2.91
FISH-RAHU MEDIUM SIZE	KG	290.27	0.67
MILK FRESH (UNBOILED)	LTR.	77.34	0.65
CURD	KG.	90.63	0.40
MILK TETRA PACK 1/2 LTR.	PKT.	59.43	0.00
LACTOGEN 400 GRAMS	PKT.	430.19	0.00
POWDER MILK NIDO 400GM.	PKT	372.44	0.40
MILK POWDER LOOSE/PACKED	KG.	490.71	0.00
BUTTER LOCAL PACKED	50 GM.	29.43	0.00
EGGS FARM	DOZ	103.05	3.75
MUSTARD OIL AV.QLTY.	KG.	181.16	-0.30
COOKING OIL (DALDA)	2.5LTR	453.73	0.83
COOKING OIL (PAKWAN) OTHER BRAND SPECIFY	2.5 LTR	406.07	-0.78
VEGETABLE GHEE TIN	2.5KG.	448.6	0.46
VEGETABLE GHEE (LOOSE)	KG.	139.75	-0.39
DATES AV.QLTY.	KG.	172.23	-1.29
PISTACHIO AV.QLTY.	50 GM.	106.22	1.15
ALMONDS WHOLE AV.QLTY.	KG.	648.63	3.12
COCONUT DRY AV.QLTY.	KG.	279.83	1.45
RAISINS AV.QLTY.	50 GM.	22.42	0.54
GROUNDNUTS (WITH SHELL)	KG.	186.07	3.61
MALTA/MOSAMBI	DOZ	105.97	-11.71
KINNU	DOZ	80.89	0.00
APPLE	KG	98.97	0.21
ALOO BUKHARA	KG	0	0.00
POMEGRANATE (ANNAR)	KG	177.98	17.82
GRAPES	KG	0	0.00
BANANAS	DOZ	59.74	3.27
MANGO KALMI	KG	0	0.00
GUAVA	KG	62.34	-6.19
WATERMELON (TURBOOZ)	KG	0	0.00
MUSKMELON (KHARBOOZA)	KG	0	0.00
SWEETMELON (GARMA)	KG	0	0.00
PULSE MASOOR (WHOLE)	KG.	132.54	0.71
PULSE MASOOR (WASHED)	KG.	143.49	0.96
PULSE MOONG (WASHED)	KG.	159.09	0.99
PULSE MASH (WASHED)	KG.	235.1	6.08
PULSE GRAM	KG.	121.58	0.70

Contd.

### 7.11 Inter-city Consumer Prices December, 2015

Description	Unit	Value in Rupees	
		Average	% Change
GRAM WHOLE BLACK AV.QLTY.	KG.	111.7	2.06
GRAM WHOLE YELLOW AV.QLTY	KG.	124.31	1.76
BEANS (LAL LOBIN)	KG.	139.97	0.06
POTATOES	KG	28.95	-15.43
ONION	KG	50.61	-16.55
TURNIP	KG	24.94	-24.40
RADISH	KG	22.8	-21.13
TOMATOES	KG	60.43	-27.42
CABBAGE	KG	34.83	0.00
CAULIFLOWER	KG	31.03	-23.76
BRINJAL	KG	32.6	-17.43
PUMPKIN	KG	0	0.00
BOTTLEGOURD	KG	0	-100.00
LADY FINGER	KG	0	0.00
PEAS	KG	60.63	-61.80
SPINACH	KG	21.72	-16.24
TINDA	KG	0	0.00
TURAI	KG	0	0.00
KARAILA	KG	0	0.00
ARVI	KG	0	0.00
CHILLIES GREEN	KG	70.79	-19.71
CARROT	KG	28.99	-36.59
COCUMBER (KHEERA)	KG	50.83	-10.65
LEMON	250GM	31.8	-12.20
SUGAR REFINED	KG.	56.66	-5.08
GUR AV.QLTY	KG.	84	-4.60
HONEY LANGANESE 500 GM.	BOTTLE	789.76	0.29
MILO 200 GM.	BOTTLE	204.6	0.00
CUSTARD POWDER RAFHAN 300 GM.	PKT	76.73	1.97
TOFFEE (HILAL)	EACH	1.39	0.00
CHOWKELATE CANDY (SMALL SIZE)	EACH	5	0.00
SWEETMEAT (MIXED)	KG	311.61	0.14
ICE CREAM WALLS	CUP.	40	0.00
ICE	KG	11.67	0.00
JAM AHMED/MITCHELLES	BOTTLE	134.1	0.00
SQUASH-MITCHELLES	BOTTLE	153.83	0.00
ROOH AFZA	BOTTLE	151.81	0.00
JAM-E-SHIREEN	BOTTLE	156.88	0.00
SAUNF	50 GM	18.09	0.33
CINAMON LOOSE AV. QLTY	50 GM.	25.74	0.43
CUMINSEED WHITE NATIONAL	50 GM.	52.46	0.00
PEPPER BLACK NATIONAL	50 GM.	96.08	1.48
CLOVES LOOSE AV.QLTY	50 GM.	93.41	-0.13
CARDAMOM LARGE LOOSE AV.QLTY	50 GM.	145.52	0.17
CARDAMOM SMALL AV.QLTY	50 GM.	103.56	-0.30
SALT-POWDERED (LAHORI) LOOSE	KG.	10.34	0.00
SALT POWDERED (NATIONAL/SHAN)	PKT	24.5	0.49
CHILLIES POWD.NATIONAL 200GM.	PKT	105	0.00
CHILLIES POWDER LOOS	KG.	275.75	1.83
CORRIANDER SEED POWD.NATIONAL	PKT	93	0.73
CORRIANDER SEED (LOOSE)	KG.	259.75	0.08
TURMERIC POWD.NATIONAL 50GM	PKT.	35.2	0.00
CURRY POWD. NATIONAL 200 GM	PKT.	86.68	0.00
TOMATO KETCHUP AHMED/MITCHL	BOTTLE	92.88	0.00
PICKLES AHMED/MITCHELLES	BOTTLE	107.5	0.00
VINEGAR SYNTHETIC (SIRKA)	BOTTLE	75.77	0.20
GARLIC	KG	189.81	9.81
GINGER	KG	161.19	-6.70
TAPAL DANEDAR TEA 200GM PACKET	PKT	168.3	3.48
TEA LIPTON YELLOW LABEL 200GM.	PKT.	185.75	1.53
TEA LOOSE KENYA AV.QLTY 250GM.	PKT.	158.05	1.59
COFFEE-NESCAFE 75 GM. **	BOTTLE	331.73	0.34
COLD DRINK (STANDARD SIZ)	BOTTLE	24.81	0.00
FRUIT JUICE TETRA PACK	PKT.	18.41	0.00
MINERAL WATER NESTLE 1.5 LTR	BOTTLE	48.53	0.29

Contd.

## 7.11 Inter-city Consumer Prices December, 2015

			Value in Rupees	
Description	Unit	Average	% Change	
<b>ALCOHOLIC BEVERAGES &amp; TOBACCO</b>				
CIGARETTES K-2 10'S **	PKT	56.85	7.47	
CIGARETTES CAPSTAN 10'S **	PKT	64.03	8.64	
CIGARETTES GOLD LEAF 20'S	PKT	121.85	4.93	
CIGARETTES MORVEN GOLD 20'S	PKT	63.99	7.53	
BETEL LEAVES	50GM.	69.28	1.94	
BETEL NUTS	KG.	347.47	1.85	
<b>CLOTHING &amp; FOOTWEAR</b>				
LONG CLOTH 57" GUL AHMED/AL-KARAM	METER	216.24	0.00	
SHIRTING AV.QLTY.	METER	171.13	0.00	
PANT CLOTH W & WEAR AV.QLTY	METER	386.55	0.00	
LAWN PRINTED GUL AHMED/AL-KARAM	METER	276.06	0.00	
GEORGETTE AV.QLTY	METER	135.46	0.00	
LINEN AV.QLTY ***	METER	152.44	0.74	
HEAVY WT SUITING LAWERNCPUR SUP QLTY	METER	1317.27	1.45	
HEAVY WT SUITING LAWERNCPUR AV QLTY	METER	1767.04	1.26	
TROPICAL SUITING LAW.PUR	METER	1118.08	1.36	
PANT BOY 24"/26" LENGTH.	EACH	507.17	0.55	
SHIRT BOY 24"/26" LENGTH	EACH	398.35	0.55	
SCHOOL UNI. PANT,SHIRT BOYS	SUIT	669.62	0.00	
SCHOOL UNI. KAMEEZ,SHAL.BOYS	SUIT	626.28	0.00	
SCHOOL UNI. KAMEEZ,SHAL.GIRL	SUIT	655.82	0.00	
FROCK W/WEAR GIRLS	EACH	1007.55	0.76	
AWAMI-SUIT W & W(BOY) 24"/26	SUIT	988.08	0.30	
AWAMI-SUIT W&W (GENTS)AV.QLTY	SUIT	1314.77	0.10	
PULLOVER GENTS OXFORD/BON.	EACH	2804.31	1.84	
PULLOVER LADIES OXFORD/BON.	EACH	2685.38	2.04	
PULLOVER (GENTS) OTHERS A.QTY	EACH	972.36	2.04	
SECOND-HAND COAT FOR MEN	EACH	448.61	2.39	
SECONDHAND SWEETER FOR MEN DUP QLTY	EACH	324.49	2.22	
SECONDHAND WINTER JACKET	EACH	437.31	3.74	
UNDERWEAR AV.QLTY MEDIUM SIZE	EACH	131	0.38	
VEST FOR MEN AV.QLTY.	EACH	133.69	0.47	
VEST/SHAMEEZ (WOMEN) AVG. QLTY	EACH	155.65	0.00	
SOCKS NYLON (PAKISTANI)	PAIR	87.14	0.14	
BRASSIER AV.QLTY.	EACH	153.36	0.00	
BRASSIER SUP QLTY	EACH	355.1	0.71	
DOPATTA GEORGETTE AV.QLTY.	EACH	289.28	0.00	
DOPATTA COTTON AV GLTY	EACH	228.82	0.00	
CHADDAR (W/WEAR) (2x2.5 MTR)	EACH	446.74	1.10	
LUNGI/DHOTI(COTTON) AVG. QLTY	EACH	306.59	0.62	
HANDKERCHIEF AVG. QLTY PAK	EACH	40.71	1.24	
HANDKERCHIEF SUP. QLTY PAK	EACH	63.65	0.79	
GLOVES AV QLTY	PAIR	102.15	4.02	
AZARBAND COTTON AVG. QLTY	EACH	17.85	0.62	
SEWING THREAD/REEL(ASLI PARI)	EACH	6.85	0.00	
WASHING CHARGES PAINT & SHIRT	SUIT	98.19	1.53	
DRY CLEANING SUIT COAT PANT	SUIT	318.41	0.59	
WASHING CH. (KAMIZ-SHALWAR)	PAIR	69.26	0.87	
TAILORING SHIRT	EACH	359.86	0.82	
TAILORING CHARGES PANT (MEN)	EACH	600.92	0.40	
TAILORING COAT-PANT SUIT	SUIT	3734.33	0.32	
TAILORING AWAMI-SUIT (MALE)	SUIT	550.17	0.25	
TAILORING SUIT FEMALE	SUIT	467.22	0.00	
GENTS SHOES PAUL BATA	PAIR	1199	0.00	
GENTS SANDAL BATA	PAIR	699	0.00	
GENTS SPOUNG CHAPPAL BATA	PAIR	179	0.00	
LADIES SANDAL BATA	PAIR	499	0.00	
LADIES SPOUNG CHAPPAL BATA	PAIR	179	0.00	
CHILD SHOE POWER LITE BATA	PAIR	599	0.00	
GENTS SHOE, ART 1109 SERVICE	PAIR	999	0.00	
NYLON JOGGER 27 SIZE 2-5 ***	PAIR	1299	0.00	

Contd.

## 7.11 Inter-city Consumer Prices December, 2015

				Value in Rupees
Description	Unit	Average	% Change	
CHINA FOOT WEAR AV. QLTY (MALE) *	PAIR	676.26	0.20	
CHINA FOOT WEAR AV. QLTY (FEMALE) *	PAIR	524.83	0.14	
CHINA FOOT WEAR AV. QLTY (CHILDREN) *	PAIR	436.88	0.32	
SHOE REPAIR HALF SOLE	PAIR	101.52	0.49	
SHOES POLISH CHARGES AVERAGE SHOP	PAIR	19.33	0.83	
<b>HOUSING, WATER, ELECT,GAS &amp; OTH FUEL</b>				
HOUSE RENT (combined)	MONTH	6517.13	0.00	
rent 2	pm	6517.13	0.00	
RENT3	PM	6517.13	0.00	
RENT4	PM	6517.13	0.00	
RENT5	PM	6517.13	0.00	
RENT6	PM	6517.13	0.00	
SYNTHETIC ENEMAL ROBIALAC BALTI 3.64 LTR.	EACH	1878.36	0.27	
SYNTHETIC ENEMAL ICI BALTI 3.64 LTR.	EACH	1947.72	0.13	
CEMENT (LOCAL) SPECIFY BRAND NAME	BAG	513.13	-0.20	
BRICKS (NEW) IST CLASS	P/1000	6723.2	1.40	
CEMENT BLOCKS (6"x8"x12")	P/100	2439.23	-0.13	
BAJREE	100CFT	3943.71	0.46	
SAND (BLACK PIT SAND)	K100CFT	2226.25	0.02	
TIMBER SHESHAM LOG IST QUALITY	cubmt.	53973.87	0.20	
IRON BAR (M.S. BAR) 1/2"	P/TON	66360.67	-3.35	
CARPANTER WAGE RATE	P/DAY	828.55	0.00	
MASON (RAJ) WAGE RATE	P/DAY	903.77	0.00	
UNSKILLED LABOUR WAGE RATE	P/DAY	503.27	0.00	
PLUMBER WAGE RSTE	P/DAY	851.71	0.16	
ELECTICIAN WAGE RATE PER DAY **	P/DAY	796.17	0.55	
ELECTICIAN WAGE RATE PER POINT **	P/PNT	119.04	0.63	
WATER CHARGES PER HOUSE	P/MONTH	115.26	0.00	
ELECT.CHARGES UPTO 50 UNITS	P/UNIT	2	0.00	
ELECT.CHARGES 01 - 100 UNIT	P/UNIT	6.18	0.00	
ELECT.CHARGES 101 - 300 UNIT	P/UNIT	9.54	0.00	
ELECT.CHARGES 301 - 1000 UNIT	P/UNIT	16.39	0.00	
ELECT.CHARGES ABOVE 1000 UNIT	P/UNIT	18.39	0.00	
ELEC	PM	10.5	0.00	
GAS CHRGR upto 3.3719 MMBUT	MMBTU	128.7	0.00	
GAS CHRGR 3.3719 - 6.7438 MMBUT	MMBTU	257.4	0.00	
GAS CHRGR 6.7438 - 10.1157 MMBUT	MMBTU	257.4	0.00	
GAS CHRGR10.1157 - 13.4876 MMBUT	MMBTU	702	0.00	
GAS	PM	702	0.00	
GAS	PM	409.5	0.00	
KEROSENE OIL	LTR	90.64	-0.04	
FIREWOOD WHOLE	40 KG.	523.55	0.65	
<b>FURNISHING HOUSE HOLD EQUIPMENTS</b>				
CHAIR SHESHAM WOOD WITH ARMS **	EACH	1991.64	0.54	
CHAIR PLASTIC (CHAIRMAN) AVERAGE QUALITY	EACH	780.85	0.32	
TABLE SHESHAM WOOD (4X2X5") ***	EACH	5561.67	0.23	
SOFASET WOODEN WITH FOAM SEAT **	SET	17000.2	0.00	
COT IRON (WITH NIWAR)AV.QLTY.	EACH	2220.95	0.74	
ALMIRAH (STEEL) 6'X3' 20 GUAGE	EACH	9660.09	0.13	
DINNING TABLE 6 CHAIRS A.QLTY	SET	20084.58	0.22	
SINGLE BED WITHOUT FOAM MED.	EACH	5966.64	0.32	
MATRESS SINGLE(4"THICK)	EACH	4915.42	0.49	
FARSHI DARI 12'X9' AV.QLTY	EACH	1292.17	0.14	
DARI COTTON (6'x2 1/2') AV.QL	EACH	590.31	0.17	
CARPET PLAIN AV. QLTY	SQFT.	39.93	0.10	
QUILT (LIHAF) 3 KG. COTTON	EACH	921.65	0.44	
BLANKET (90" x 54")	EACH	3416.86	0.97	
BEDSHEET SINGLE BED SUP.QLTY	EACH	619.45	0.97	
BED SHEET DOUBLE WITH TWO PILLOW COVERS SUP QLTY	SET	1205.72	0.94	
TOWEL(3'x2') AV. QALTY	EACH	255.41	0.59	
CEILING FAN 48" SUPER QLTY **	EACH	3048.79	0.00	

Contd.

## 7.11 Inter-city Consumer Prices December, 2015

			Value in Rupees	
Description	Unit	Average	% Change	
PEDESTAL FAN 22" SUPER QLTY	EACH	4108.25	0.00	
REFG. DAWLENCE 10 CFT. D.DOOR	EACH	31240	0.00	
D-FREEZER WAVES 8 CFT.	EACH	29740.83	0.00	
AIRCONDITIONER 1.5 TON PEL	EACH	42371.25	0.00	
SPLIT AIR CONDITIONER 1.5 TON (SPECIFY BRAND NAME)	EACH	45211.38	0.19	
AIRCOOLER SUPER ASIA	EACH	11664.79	0.21	
WASHING MACHINE SINGER	EACH	15449.42	0.20	
SEWING MACHINE(SINGER)	EACH	5980.45	0.00	
GIZER LARGE SIZE 30 GALLON CAPACITY SUP QLTY	EACH	18478.75	0.94	
GAS BURNER DOUBLE SPFY.BRAND	EACH	1769.22	0.62	
ELECT. IRON PHILIPS MDL.1120	EACH	1788.88	1.51	
ELECTRIC JUICER FOR APPLE	EACH	5273.67	0.41	
S.STEEL DEGHCHI MEDIUM SIZE ***	EACH	629.87	0.80	
ALUMINIUM COOKING PAN (DEGCHI ) MED SIZE	EACH	596.4	0.02	
NON STICK COOKING PAN (DEGCHI ) SUP. QLTY	EACH	882.44	0.71	
FRYING PAN STEEL AVG. QLTY MED. SIZE	EACH	386.74	0.06	
TAWA IORN (MEDIUM SIZE) AVG. QLTY	EACH	314.56	0.06	
S.STEEL PLATE A.QLTY.(M.SIZE)	EACH	75.64	0.00	
TABLE SPOON S.STEEL SUP.QLTY.	DOZEN	380.74	0.43	
WATER SET JUG+6 GLASSES (OMROC)	SET	513.95	0.55	
TEA SET PAK. CHINAWARE 21 PCS.	SET	1786.42	0.00	
DINNER SET PLASTIC 72 PIECES SUPERIOR QLTY	SET	5225.57	0.14	
HOTPOT SET PLASTIC 3 PCS.	SET	1315.83	0.38	
BUCKET(BALTI) PLASTIC MED.SIZ	EACH	339.6	0.79	
LOTA PLASTIC (MED SIZE) AVERAGE QUALITY	EACH	55.28	0.64	
PRESURE COOKER 4 LTR.	EACH	1418.31	1.79	
WATER COOLER 9/10 LTR.PLASTIC ***	EACH	605.14	0.62	
THERMOS STARVAC 1 LTR	EACH	487.65	1.56	
BULB PHILIPS 100-WATTS	EACH	31.14	0.42	
TUBE LIGHT PHILIPS 40 WATTS	EACH	104.36	0.00	
ELECTRIC BLUBS "0" WATTE LOCAL	EACH	22.18	0.00	
ELECTRIC BLUB ENERGY SAVER 14 WATTS	EACH	159.56	0.00	
WASHING SOAP 250 GMS SPECIFY BRAND NAME	EACH	33.17	0.76	
SURF EXCEL 400 GMS POLY BAG	EACH	120.08	0.00	
WASHING POWDER 1000 GRM	EACH	183.56	0.00	
WASHING POWDER (WHEEL/ BONUS) 100 GRAMS	EACH	95.51	0.13	
CLEANSER POWDER VIM 1000 GM	PKT.	74.04	1.42	
FINIS 500 ML	BOTTLE	188.63	0.40	
PHNYLE TYPHONE/FINIS/CARRANITE 3 LITRES	BOTTLE	144.89	0.08	
HARPIC	BOTTLE	141.63	0.00	
BOOT POLISH CHERRY/KIWI 50ML	EACH	103.38	0.45	
ROBIN BLUE (35 GRAMS)	PKT.	41.97	0.00	
TISSU PAPER PERFUMED 100 PCS.	PKT	105.94	0.00	
TOILET PAPER ROLL (R.PETEL)	P/ROLL	38.08	0.26	
BOOT POLISH LIQUID CHEERY BLOSSOM KIWI 75 ML	BOTTLE	138.38	0.09	
MATCH BOX SMALL	EACH	2.21	0.45	
DRY CELL 1.5 VOLT(LOCAL)	EACH	22.68	0.00	
HAND STITCHING NEEDLE M.SIZE	PACKET	7.78	0.00	
SEWING MACHINE NEEDLE (SINGER)	EACH	6.09	0.00	
HOUSEHOLD SERVANT FEMALE P/T	P/MNTH	1880.19	0.67	
MARRIAGE HALL WITH FURNITURE	P/HEAD	110.86	0.12	
<b>HEALTH</b>				
SEPTRAN TABLETS	10TAB.	15.54	0.00	
BRUFEN TABS 200-MG.	10TAB.	10	0.00	
PANADOL TAB. EXTRA/PLAIN	10TAB.	10	0.00	
DISPRIN TAB.	10TAB.	10	0.00	
TRISIL TAB.	10 TAB	10	0.00	
FLAGYL TAB. 200 MG.	10TAB.	10	0.00	
VENTOLIN TAB. 2MG.	10TAB.	9	0.00	
DAONIL TAB. 5 MG.	10TAB.	17	0.00	
ENTOX TAB.	10TAB.	10	0.00	
RENITEC TAB. 5 MG.	10TAB.	59	0.00	
CAC. 1000 TAB	BOTTLE	122	0.00	

Contd.

## 7.11 Inter-city Consumer Prices December, 2015

				Value in Rupees
Description	Unit	Average	% Change	
AMOXIL CAPSOLE 250 MG.S	10CAP.	36	0.00	
CALCIUM SYRUP SANDOZ	BOTTLE	64	0.00	
LEDERPLEX SYRUP	BOTTLE	35	0.00	
SANCOS SYRUP (50 ML.)	BOTTLE	30	0.00	
PHENERGAN SYRUP 120 ML.	BOTTLE	33	0.00	
CALPOL SYRUP 60 ML.	BOTTLE	28	0.00	
HYDRYLLIN SYRUP 120 ML.	BOTTLE	65	0.00	
POLYFAX EYE OINTMENT	TUBE	21.01	0.00	
BETNESOL EYE DROPS	BOTTLE	33.89	0.00	
EAR DROPS (CARDISPORINE) ***	BOTTLE	21	0.00	
BETNOVATE-N OINTMENT 5 GMS	TUBE	16	0.00	
BURNOL CREAM 30 GRM	TUBE	16	0.00	
VICKS VAPORUB/BALM	BOTTLE	36.03	0.00	
GLYCRINE SMALL BOTTLE	BOTTLE	23.67	0.00	
JOUHAR JOSHANDA	PKT.	7.5	0.00	
GALXOS-D (450 GRMS)	PKT.	159.19	0.00	
GRIPE-WATER WOODWARDS	BOTTLE	54	0.22	
SANIPLAST ONE PUTTY	EACH	1.88	0.00	
O.R.S. (NIMCOL)	PKT.	15.98	0.00	
DETTOL (MEDIUM)	BOTTLE	46.8	0.00	
COTTON BANDAGE 2" - 4"	EACH	9.4	0.00	
THERMOMETER CHINA	EACH	42.67	0.00	
DOCTOR (MBBS) CLINIC FEE	P/PAT.	178.33	0.35	
URINE TEST (DR) CHARGES	P/TEST	102.89	0.00	
BLOOD TEST (CP) CHARGES	P/TEST	243.01	0.00	
SUGAR TEST (RANDOM/FASTING BOTH) CHARGES	P/TEST	173.26	0.00	
ECG CHARGES	P/TEST	233.01	0.27	
X-RAY (CHEST) CHARGES	P/X-RAY	288.67	0.00	
TRANSPORT				
CAR SUZUKI 800 CC (W/O. A/C)	EACH	645371.43	0.00	
CAR SUZUKI 1000 CC	EACH	1065288.89	0.00	
CAR TOYOTA 1300 CC	EACH	1631960	0.00	
CAR HONDA CIVIC	EACH	2098315.79	0.00	
MOTORCYCLE HONDA CD-70.	EACH	63801.1	-0.44	
MOTORCYCLE YAMAHA 100CC.	EACH	80060.29	0.00	
MOTOR CYCLE HERO 70 CC	EACH	45448.53	0.00	
BICYCLE WITH TYRES & TUBES	EACH	7521.15	0.17	
TYRE CAR WITH TUBE GENERAL	EACH	3409.38	0.00	
TYRE MOTOR CYCLE WITHOUT TUBE	EACH	1190.88	0.00	
TYRE CYCLE SPECIFY BRAND NAME	EACH	369.88	0.00	
TYRE CAR W/O TUBE	EACH	3200.27	0.00	
PETROL SUPER	LITRE	76.26	0.00	
HIGH SPEED DIESEL HSD	LITRE	83.79	0.00	
CNG	K.G.	70.15	0.00	
GAS CYLINDER STAND. SIZE	EACH	1187.58	6.10	
MOTOR CYCLE SERVICE CHARGES	EACH	266.82	0.35	
CAR SERVICE CHARGES	EACH	343.61	0.37	
TYRE PUNCTURE CHARGES	EACH	64.4	1.18	
CYCLE OVERHAULING CHARGES	EACH	292.6	0.86	
CAR TAX FOR 800CC TO 1300CC	YEARLY	1840.8	0.00	
TRAIN FARE ECO. 1-100 KM.	P/KM.	0.68	0.00	
TRAIN FARE ECO. 101-500 KM.	P/KM.	0.98	0.00	
TRAIN FARE ECO. > 500 KM.	P/KM.	0.89	0.00	
TRAIN FARE IST SLP. 1-100KM	P/KM.	2.1	0.00	
TRAIN FARE IST SLP.101-500 KM	P/KM.	2.59	0.00	
TRAIN FARE IST SLP. > 500 KM	P/KM.	1.99	0.00	
TRAIN FARE A/C SLP. 1-100KM.	P/KM.	5.76	0.00	
TRAIN FARE A/C SLP.101-500KM	P/KM.	4.59	0.00	
TRAIN FARE A/C SLP > 500KM.	P/KM.	4.16	0.00	
PLATEFORM TICKET	EACH	10	0.00	
AUTO RICKSHAW FARES	KM/MIN	56.41	0.00	
FULL TONGA CHARGES	KM/MIN	63.97	0.00	
TAXI 4 SEATER FARE	KM/MIN	79.23	0.00	
BUS FARE MIN (WITHIN CITY)	TICKET	11.47	0.00	

Contd.

## 7.11 Inter-city Consumer Prices December, 2015

Description	Unit	Value in Rupees	
		Average	% Change
BUS FARE MAX (WITHIN CIT	TICKET	19.89	0.00
BUS FARE OUTSIDE CITY	P/KM.	0.9	0.00
A/C BUS FARE OUTSIDE CITY	P/KM.	1.38	0.00
MINIBUS FARE MIN.WITH IN CITY	TICKET	13.55	0.00
MINIBUS FARE MAX.WITH IN CITY	TICKET	19.8	0.00
SUZUKI FARE MIN.WITH IN CITY	TICKET	11.25	4.75
SUZUKI FARE MAXIMUM W.IN CITY	TICKET	18.57	1.14
AIR FARE ECONOMY CLASS. COMMUNICATION	P/KM.	19.26	0.00
POSTAL ENVELOPE DOMESTIC	EACH	8	0.00
ENVELOPE FOR SAUDI ARABIA	EACH	49.63	0.00
POSTAL REGISTRATION CHARGES	EACH	32.95	17.68
U.M.S. REG CHARGES MIN.	EACH	58.45	0.00
T.C.S. CH. MIN.WITH IN ZONE	EACH	136.75	0.74
TELEPHONE CHARGES LOCAL CALL	P/CALL	3.94	0.00
TEL CHARGES OUT SIDE CITY	P/CALL	3.94	0.00
INTERNET CHARGES	P/HOUR	29.52	0.00
MOBILE CELL CHARGES	P/UNIT	3.07	0.00
FAX CHARGES (LOCAL)	P/PAGE	17.81	2.47
TELEPHONE SET AV. QLTY	EACH	774.23	0.20
MOBILE SET NOKIA/SONY/ERICSON/SAMSUNG WITHOUT CAMERA	EACH	2820.1	0.54
RECREATION AND CULTURE			
T.V. 20" COLORED WEGA H-A21.	EACH	19452.71	0.00
T.V 20" COLOR CHINA/KORIA)	EACH	11280.21	0.00
V.C.P. PANASONIC/LG/NAT	EACH	5436.31	0.00
DVD/VCD PLAYER PANASONIC/LG	EACH	4184.86	0.31
RADIO WITH C.PLAYER NATIONAL	EACH	2221.72	0.00
PERSONNEL COMPUTER (BRANDED)	EACH	43315.5	0.00
VID. CASSETTE BLK. TDK/SONY	EACH	144.9	0.00
COM. C.D. (TDK/IMATION)	EACH	54.02	0.00
TAPE RECORDER CASSETTE BLANK	EACH	46.65	0.00
VIDEO GAME SEGA 16 BYTE	EACH	1285.29	0.00
CINEMA A/C. HIGH CLASS	TICKET	95.06	0.00
CINEMA NON-A/C HIGH CLASS	TICKET	57.23	0.00
CABLE CHARGES	PER MONT	290.63	0.00
TV.LICENCE FEE DOMESTIC	YEARLY	420	0.00
ENGLISH BOOK CLASS V1	EACH	70.43	0.00
ENGLISH BOOK CLASS IX OR X	EACH	94.63	0.00
ENG. BOOK IST.YR COMPLETE SET	EACH	86.78	0.00
ENGLISH BOOK BA/B.SC	EACH	163.25	0.00
URDU BOOK CLASS V (T.B.BORD)	EACH	72.16	0.00
URDU BOOK CLASS IX/X(T.B.B)	EACH	100.7	0.00
URDU BOOK IST.YEAR/INTER	EACH	60	0.00
URDU BOOK BA/B.SC	EACH	144.5	0.00
MATHS BOOK CALSS V (T.B.B)	EACH	76.95	0.00
MATHS BOOK CLASS IX OR X	EACH	210.05	0.00
MATHS BOOK IST.YEAR (T.B.B)	EACH	148.13	0.00
PAKISTAN STUDIES BOOK BA/B.SC	EACH	150.5	0.00
DAILY "DAWN"	P/COPY	19	0.00
DAILY "JANG"	P/COPY	12	0.00
DAILY "NAWA-E-WAQT"	P/COPY	12	0.00
WEEKLY "AKHBAR-E-JAHAN"	P/COPY	55	0.00
WEEKLY "MAG"	P/COPY	45	0.00
MONTHLY "NAUNEHAL DIGEST"	P/COPY	35	0.00
PAPER FOOLSCAPE (27"x17")	QUIRE	37.99	0.08
EXERCISE.BOOK LINED 80/100 PGS	EACH	45.98	0.00
PENCILGOLDFISH/DEER	EACH	6.2	0.00
PEN INK DOLLOR 57 ML BOTTLE	EACH	21.38	0.00
PHOTOSTATE PAPER 70 GM	PRT	354.4	0.25
BALL PEN (local)	EACH	6.85	0.00
FOUNTAIN PEN HERO/WINGS/CHINA	EACH	43.14	0.00

Contd.



## 7.11 Inter-city Consumer Prices December, 2015

			Value in Rupees	
Description	Unit	Average	% Change	
<b>EDUCATION</b>				
PRIVATE SCHOOL FEE ENGLISH MEDIUM AVERAGE STANDARD (CLASS I)	PER MONTH	1292.64	0.00	
PRIVATE SCHOOL FEE ENGLISH MEDIUM AVERAGE STANDARD (CLASS V)	PER MONTH	1456.53	0.00	
PRIVATE SCHOOL FEE ENGLISH MEDIUM AVERAGE STANDARD (CLASS VI)	PER MONTH	1593.02	0.00	
PRIVATE SCHOOL FEE ENGLISH MEDIUM AVERAGE STANDARD (CLASS X)	PER MONTH	1888.69	0.00	
PRIVATE MEDICL COLLEGE FEE MBBS (1ST YEAR)	PER MONTH	44426.99	0.00	
PRIVATE ENGINEERING COLLEGE FEE (ISTR YEAR)	PER MONTH	11971.7	0.00	
GOVT. COLLEGE FEE 1ST. YEAR	MONTH	44.99	0.00	
GOVT. COLLEGE FEE 4TH. YEAR	MONTH	59.03	0.00	
GOVT. UNIVERSITY FEE MSC.	MONTH	401.64	0.00	
GOVT. MED. COLLEGE FEE MBBS	MONTH	1302.55	0.00	
GOVT. ENGG. COLL. FEE I YEAR	MONTH	1082.49	0.00	
COACHING FEE FOR CLASS IX/X	PER MONTH	1171.65	0.00	
COACHING CHARGES FOR CLASS 1ST YEAR/INTER (SCIENCE)	PER MONTH	1697.88	0.48	
COACHING CHARGES FOR CLASS 1ST YEAR/INTER (COMMERCE)	PER MONTH	1438.79	0.19	
I.T. TUITION FEES	PER MONTH	2458.44	0.42	
MBA TUITION FEES	PER MONTH	6285.11	0.00	
<b>RESTAURANTS AND HOTELS</b>			#DIV/0!	
			#DIV/0!	
BREAD TANDOORI ST. SIZE	EACH	7.68	0.00	
COOKED MUTTON (AV. HOTEL)	PLATE	145.13	0.29	
COOKED BEEF (AV. HOTEL)	PLATE	87.02	0.00	
COOKED DAL (AV. HOTEL)	PLATE	52.79	0.96	
CHICKEN BIRYANI FULL/DOUBLE	PLATE	130.44	0.15	
TEA PREPARED (ORDINARY)	CUP	19.48	1.30	
<b>MISCELLANEOUS GOODS AND SERVICES</b>				
HAIRCUT CHARGES FOR MEN	P/CUT	75.75	0.41	
BEAUTY PORL HAIR STYL CHARGE	P/STY.	274.7	0.24	
SHAVING CHARGES	PER SHV	41.63	0.00	
LIPSTICK S.MISS/MEDORA	EACH	109.08	0.46	
NAIL POLISH S.MISS/MEDORA	EACH	88.52	1.43	
PERFUME MED.SIZE MEDORA/BROACH	EACH	169.28	0.74	
HAIR-OIL AMLA/CHAMBELI	BOTTLE	112.19	0.05	
TOILET SOAP LUX 95 GRAMS	EACH	34.7	0.00	
TOILET SOAP LIFEBOUY 140 GRM	EACH	36.21	-1.15	
TOILET SOAP SAFEGUARD BATH SIZE	EACH	47.68	-0.63	
TOOTHPASTE MACKLINES 70 GRM	EACH	50	0.00	
TOOTHPAST MED SIZE CLGATE 70 GMS	EACH	64.75	5.46	
TOOTHBRUSH SHEILD A/PLAUQUE	EACH	40	0.00	
TOOTHPOWDER DENTONIC 90 GRM	EACH	26.63	0.00	
HAIR-COLOUR BEGIN (6 GMS)	EACH	99.08	1.23	
HAIR COLOUR (KALAKOLA)	BOTTLE	126.5	0.09	
FACECREAM PONDS (MEDIUM)	EACH	115.85	3.55	
TALC POWDER VICE ROAY,B.CAT	EACH	139.23	1.74	
BLADE TREET ORDINARY 10'S	PKT.	35.65	2.44	
BLADE 7-O-CLOCK STAIN. 5'S	PKT.	34.43	1.32	
SHAMPOO SUNSILK/PAINTIN 100 ML	BOTTLE	108.38	0.00	
BEAUTY CREAM (FAIR & LOVELY)	EACH	136.01	4.03	
HAIR REMOVING CREAM (EU-CREAM)	TUBE	63.84	3.80	
GEL MEDIUM SIZE	BOTTLE	93.5	1.08	
DISPOSABLE RAZOR GILLET-II	EACH	41.49	0.14	
SHAVING CREAM TOUCH-ME/ADM.	EACH	61.63	0.21	
GOLD TEZABI 24 CT	10 GM.	38493.91	-0.08	
SILVER TEZABI 24 CT	10 GM.	610.9	0.16	
ARTIFICIAL JEWELLARY SET	SET	727.48	0.17	
WRIST WATCH GENTS CITIZEN (ORIGINAL) ***	EACH	3502.43	2.05	
WRIST WATCH LADIES CITIZEN (ORIGINAL) ***	EACH	3491	2.00	
WALL CLOCK QUARTZ AV.QLTY	EACH	542.78	0.41	
SUITCASE REXIN (24"x16"x6")	EACH	1156.09	1.60	
TRUNK MEDIUM SIZE ***	EACH	1612.11	0.08	
PURSE LADIES (LEATHER) AVERAGE QUALITY	EACH	730.15	0.28	

## 8. PUBLIC FINANCE

### 8.1 Customs Revenue Receipts

(Million Rupees)

S. No.	Description	Annual				
		2010-11	2011-12	2012-13	2013-14	2014-15
1	Meat, fish and their preparations	54.90	93.75	151.69	253.87	322.60
2	Milk, butter, cheese and honey	2769.09	2478.59	2235.00	2879.15	5371.62
3	Fruits, nuts and vegetables	1265.68	1427.16	1554.43	2368.46	2830.70
4	Coffee, nuts and vegetables	3542.19	3547.64	3730.56	3713.70	4202.54
5	Oil-seeds and miscellaneous fruits	150.60	120.73	146.20	176.67	1117.13
6	Vegetable plaiting materials	472.21	616.43	868.55	998.91	828.97
7	Animal and vegetable fats and oil	17262.76	18417.04	20247.00	20658.72	21183.29
8	Sugar and confectionery	285.07	372.89	291.17	383.73	523.17
9	Edible, preparation of cereal & vegetables	2862.84	2916.04	3099.12	3991.29	5319.78
10	Beverages, spirits and vinegars	221.28	192.14	176.65	179.36	228.65
11	Residues on waste from the food industries prepared animal fodder	61.26	53.16	59.44	141.58	2622.94
12	Tobacco	494.52	251.94	144.14	213.57	136.15
13	Mineral, fuel, oils and products thereof	21401.96	19140.05	20398.80	16760.58	24413.27
14	Chemicals and chemical products	6870.42	6798.82	7327.76	8239.32	10379.73
15	Pharmaceutical products	1565.36	1822.78	1893.71	2111.88	2507.92
16	Dyes, colours, paints and varnishes	2681.43	2538.32	2671.14	3611.13	4077.15
17	Perfumery, soap and toilet preparations	4908.71	3912.94	3778.08	4894.55	6321.37
18	Albuminodal substances modified stareehes gulesenzymes	196.53	202.99	215.36	287.14	488.59
19	Matches and other explosives	39.84	22.32	22.61	25.30	18.81
20	Photographic and cinematographic goods	1336.10	1178.39	1254.43	1583.89	1823.38
21	Plastic & articles thereof	8831.53	8807.12	349.73	11055.67	13198.11
22	Rubber and articles thereof	2147.93	2352.45	8820.77	2395.14	3179.46
23	Leather articles and footwear	1835.37	1937.81	2143.80	2051.86	2459.12
24	Wood & articles of wood wood charcoal	552.34	557.80	2010.44	542.99	837.99
25	Wood, paper and stationery	7423.54	6730.50	475.48	6085.09	8503.06
26	Silk yarn and fabrics	205.57	130.81	5357.43	139.29	316.29
27	Fabrics of wool, flax ramle metal vegetable	394.64	473.08	136.97	706.41	1039.73
28	Cotton, Textile fabrics, Paper Yarn	340.77	786.13	490.74	2065.56	1057.36
29	Yarn and fabrics of man-made fiber	7666.13	7616.66	1422.08	8773.16	11587.37
30	Carpets & other floor covering	345.04	432.76	6523.28	285.80	328.81
31	Special Woven Fabrics and Variety (58)	388.49	434.56	274.42	352.95	454.87
32	Textile articles including knitted & crocheted goods	2142.72	2254.15	1969.33	2627.81	3551.13
33	Other madeup textile articles, set worm clothing & textile articles rugs	1255.90	1336.37	1093.49	1375.49	1620.10
34	Glass and earthen-ware	3132.55	3522.41	3198.22	4459.56	5938.18
35	Precious metal, stones, pearls & imitation jewellery	95.09	28.71	40.01	65.58	90.60
36	Iron and steel manufactures	9677.83	10048.48	10545.65	9211.16	17154.45
37	Metals other than gold,silver,iron & steel	1386.38	1144.22	1253.23	1866.33	2518.70
38	Cutlery, tools articles of base metals	1038.53	1002.80	1015.61	1324.08	1608.30
39	Machinery and mechanical appliances	10928.56	11605.92	12362.55	13742.20	20289.00
40	Electric machinery and equipment	9528.38	9928.03	10396.39	11325.52	22583.98
41	Railway and tramway plant and rolling stock	25.04	125.87	393.05	447.75	1147.92
42	Motor and other vehicles	28097.49	43090.45	42305.56	36314.43	49408.87
43	Ships, boats and aircraft's	136.17	117.96	108.57	79.44	1045.69
44	Clocks and watches and parts thereof	66.18	47.19	60.14	66.04	61.53
45	Arms and ammunitions	498.63	464.96	507.58	317.19	336.89
46	Toys, games and sports goods	416.83	324.33	278.43	346.34	488.01
47	Sub-total (1 to 46)	167000.38	181405.65	183798.79	191495.64	265523.28
48	All other articles	26179.32	46869.49	66022.29	58234.50	49707.26
49	Gross Collection (47 to 48)	193179.70	228275.14	249821.08	249730.14	315230.54
50	Refund & Rebates	8527.42	8453.67	10362.12	8731.76	9090.69
51	Net collection (54-55)	184652.28	219821.47	239458.96	240998.38	306139.85
52	Total imports duty	179722.75	213285.30	...	233783.87	283865.95
53	1 % Ware House Charges	1598.29	1660.09	...	1182.93	808.69
54	Miscellaneous	3636.25	3870.35	...	4469.01	5010.68
55	Export duties	390.71	471.07	...	475.78	495.05
56	25% Export Development Charges	5174.30	5291.13	...	6119.22	5921.88
57	Regularly Duty	2544.84	2111.14	...	3699.32	19128.26

Contd.

## 8.1 Customs Revenue Receipts

(Million Rupees)

S. No.	Description	Monthly			
		Dec, 2014	Jan, 2015	Feb, 2015	Mar, 2015
1	Meat, fish and other preparations	36.03	40.23	40.44	18.28
2	Milk, Butter, Cheese and Honey	535.15	622.74	252.93	389.62
3	Fruits, nuts and vegetables	229.56	202.28	172.61	185.20
4	Coffee, nuts and vegetables	402.46	402.28	326.54	428.59
5	Oil-seeds & miscellaneous fruits	106.58	71.62	51.60	70.66
6	Vegetable plaiting Materials	68.00	65.36	69.78	79.22
7	Animal and vegetable fats and oil	1813.21	1397.76	1544.07	1628.37
8	Sugar and confectionery	51.58	48.99	35.37	31.60
9	Edible, preparation of cereals and vegetables	376.03	429.35	420.89	376.30
10	Beverages, spirits and vinegars	12.31	14.44	10.97	26.96
11	Residues an Waste from the food industries, Prepared animal fodder	196.84	129.57	261.94	199.87
12	Tobacco	11.90	13.06	6.61	7.13
13	Minerals, fuel, oils and products thereof	1386.53	1121.12	1049.68	1275.65
14	Chemicals and chemicals products	936.73	737.16	789.15	861.17
15	Pharmaceutical products	196.35	137.79	179.86	228.16
16	Dyes, colours, paints and varnishes	340.85	355.99	315.23	355.76
17	Perfumery, soap and toilet preparations	505.78	453.01	433.66	493.66
18	Albuminoidal substances modified starches, glues,enzymes	39.63	43.60	36.09	38.39
19	Matches and other explosives	0.26	0.58	4.96	1.55
20	Photographic and cinematographic goods	152.21	158.28	138.01	140.68
21	Plastic and articles thereof	1038.57	926.68	997.36	1150.04
22	Rubber and articles thereof	269.47	225.98	180.10	281.01
23	Leather articles and footwear	202.68	163.75	197.34	109.04
24	Wood & articles of wood; wood charcoal	66.48	78.20	60.73	68.88
25	Wood, paper and stationery	626.72	535.32	700.61	692.41
26	Silk yarn and fabrics	28.00	44.00	33.11	16.83
27	Fabrics of Wool, flax, ramle metal, vegetable	87.85	98.55	91.67	79.57
28	Cotton, textile, fibre & other paper & veg yarn	82.14	80.03	104.62	114.72
29	Yarn and fabrics of man-made fiber	942.72	917.70	937.12	816.64
30	Carpets & other floor covering	28.92	32.81	24.22	32.81
31	Special Woven Fabrics and Variety	36.34	34.74	40.24	32.94
32	Textile articles including knitted & crocheted goods	294.89	271.36	320.94	236.11
33	Other made up textile articles;set;worn colothing & textile articles;rugs	171.55	175.46	127.64	126.53
34	Glasses and earthen/ware	630.75	560.82	475.74	411.69
35	Precious metals,stones,pearls & imitation jewellery	5.37	5.73	6.17	5.22
36	Iron & steel manufactures thereof	1273.81	1403.72	828.49	1053.98
37	Metals other than gold, silver, iron & steel	240.26	156.09	222.59	195.87
38	Cutlery, tools articles of base metals	152.36	134.88	128.97	139.57
39	Machinery and mechanical appliances	1703.19	1568.77	1827.42	1825.21
40	Electric machinery and equipment	1848.15	2052.09	1450.86	1605.12
41	Railway and tramway plant and rolling stock	122.34	22.36	328.33	14.75
42	Motor and other vehicles	3625.32	4718.72	3224.99	3832.66
43	Ships, boats and Air crafts	29.35	31.94	105.61	113.61
44	Clocks, watches and parts thereof	8.79	4.35	4.47	2.95
45	Arms and ammunitions	57.98	32.28	12.98	13.75
46	Toys, games and sports goods	36.42	37.66	45.61	50.89
47	Sub total (1 to 46)	21008.41	20759.20	18618.32	19859.62
48	All other articles	6569.86	3406.01	4377.11	8922.17
49	Total Import Duty	26119.72	22514.52	20401.38	25285.22
50	Warehouse Charges	61.15	69.64	86.67	62.64
51	Regularity Duty	418.89	639.32	1689.43	2491.35
52	Miscellienous	387.30	364.39	350.08	364.54
53	0.25 % Export Development Charges	552.21	542.77	430.91	535.18
54	Export Duties	44.78	34.55	36.93	43.23
55	Gross	27584.05	24165.19	22995.40	28782.16
56	Refund	3.92	25.14	34.11	45.30
57	Rebate	559.31	779.47	853.44	572.35
58	Refund & Rebate	563.23	804.61	887.55	617.65
59	Net	27020.82	23360.58	22107.85	28164.51

Contd.

## 8.1 Customs Revenue Receipts

(Million Rupees)

S. No.	Description	Monthly				
		Apr, 2015	May, 2015	Jun, 2015	Jul,2015	Aug,2015
1	Meat, fish and other preparations	26.71	18.21	20.35	13.72	21.32
2	Milk, Butter, Cheese and Honey	582.66	817.39	620.76	318.07	323.39
3	Fruits, nuts and vegetables	302.26	250.11	265.65	376.30	309.99
4	Coffee, nuts and vegetables	379.91	308.27	310.01	419.06	484.58
5	Oil-seeds & miscellaneous fruits	61.79	59.18	134.95	112.41	129.40
6	Vegetable plaiting Materials	84.75	65.76	59.27	58.44	63.95
7	Animal and vegetable fats and oil	1466.80	1867.00	2514.16	1492.06	2128.52
8	Sugar and confectionery	56.69	49.10	47.61	74.41	61.18
9	Edible, preparation of cereals and vegetables	540.68	632.57	448.68	394.16	436.12
10	Beverages, spirits and vinegars	25.54	26.46	20.20	20.90	20.80
11	Residues an Waste from the food industries, Prepared animal fodder	116.98	168.42	228.61	577.72	427.39
12	Tobacco	7.61	15.76	5.80	20.77	10.09
13	Minerals, fuel, oils and products thereof	2591.20	4687.94	5330.75	2074.60	4204.64
14	Chemicals and chemicals products	978.75	912.92	946.00	864.18	821.64
15	Pharmaceutical products	195.16	229.90	241.53	195.13	183.78
16	Dyes, colours, paints and varnishes	376.83	375.88	377.05	339.59	317.59
17	Perfumery, soap and toilet preparations	549.15	630.89	600.38	574.29	619.13
18	Albuminoidal substances modified starches, glues,enzymes	37.26	42.16	41.20	39.12	43.28
19	Matches and other explosives	3.91	1.88	1.46	5.96	7.69
20	Photographic and cinematographic goods	125.18	200.93	168.85	244.01	170.01
21	Plastic and articles thereof	1156.24	1323.07	1218.04	1067.83	1193.10
22	Rubber and articles thereof	284.41	302.03	264.82	513.11	516.10
23	Leather articles and footwear	74.51	239.01	278.52	144.72	279.02
24	Wood & articles of wood; wood charcoal	84.38	87.70	87.67	80.56	85.84
25	Wood, paper and stationery	831.15	763.71	831.10	755.52	744.41
26	Silk yarn and fabrics	23.03	33.24	24.00	29.34	36.74
27	Fabrics of Wool, flax, ramle metal, vegetable	71.52	101.74	109.52	94.71	87.01
28	Cotton, textile, fibre & other paper & veg yarn	93.89	128.43	105.71	114.59	70.14
29	Yarn and fabrics of man-made fiber	887.70	944.29	1068.51	871.46	941.95
30	Carpets & other floor covering	31.07	23.71	32.67	25.71	24.59
31	Special Woven Fabrics and Variety	28.84	32.18	40.30	31.92	35.08
32	Textile articles including knitted & crocheted goods	173.17	331.56	380.42	309.63	379.59
33	Other made up textile articles;set;worn cololthing & textile articles;rugs	106.54	125.74	140.16	153.88	188.45
34	Glasses and earthen/ware	344.93	504.15	653.09	612.59	603.34
35	Precious metals,stones,pearls & imitation jewellery	5.62	7.25	13.80	9.84	7.65
36	Iron & steel manufactures thereof	2508.75	2009.56	2341.24	1852.21	2118.12
37	Metals other than gold, silver, iron & steel	234.49	231.88	281.92	255.41	282.07
38	Cutlery, tools articles of base metals	96.69	149.59	163.49	161.54	153.34
39	Machinery and mechanical appliances	2062.73	1824.79	1989.36	1392.13	1533.61
40	Electric machinery and equipment	1898.06	1648.21	2019.18	1245.93	1603.99
41	Railway and tramway plant and rolling stock	94.38	109.06	19.97	7.48	71.44
42	Motor and other vehicles	5361.26	4991.68	5398.89	3652.19	4298.72
43	Ships, boats and Air crafts	69.26	114.93	146.67	16.16	36.71
44	Clocks, watches and parts thereof	4.23	5.98	6.48	3.83	6.30
45	Arms and ammunitions	20.04	12.42	20.78	22.48	11.52
46	Toys, games and sports goods	55.59	42.73	49.15	49.67	55.28
47	Sub total (1 to 46)	25112.30	27449.34	30068.70	21689.34	26148.60
48	All other articles	1319.94	3018.40	11696.39	1305.85	1840.91
49	Total Import Duty	22987.47	25081.34	35179.69	20733.37	25435.49
50	Warehouse Charges	63.67	68.77	52.59	47.76	51.21
51	Regularly Duty	2525.05	4379.32	4969.34	850.95	1679.14
52	Miscellienous	348.23	429.69	931.07	892.33	382.65
53	0.25 % Export Development Charges	488.38	505.30	487.85	426.91	409.85
54	Export Duties	19.41	3.31	144.55	16.87	31.12
55	Gross	26432.21	30467.73	41765.09	22968.19	27989.46
56	Refund	31.37	148.56	13.09	13.12	46.33
57	Rebate	534.43	652.75	75.34	971.72	1124.12
58	Refund & Rebate	565.80	801.31	88.43	984.84	1170.45
59	Net	25866.41	29666.42	41676.66	21983.35	26819.01

Contd.

## 8.1 Customs Revenue Receipts

(Million Rupees)

S. No.	Description	Monthly			
		Sep,2015	Oct,2015	Nov, 2015	Dec, 2015
1	Meat, fish and other preparations	23.63	24.00	31.72	97.37
2	Milk, Butter, Cheese and Honey	217.18	236.55	287.24	343.34
3	Fruits, nuts and vegetables	273.80	608.73	483.56	336.31
4	Coffee, nuts and vegetables	448.10	609.46	563.91	693.38
5	Oil-seeds & miscellaneous fruits	132.17	172.64	259.77	215.30
6	Vegetable plaiting Materials	74.70	74.44	69.62	79.79
7	Animal and vegetable fats and oil	2452.71	2782.46	1969.04	1881.35
8	Sugar and confectionery	88.00	70.70	61.06	59.77
9	Edible, preparation of cereals and vegetables	449.80	462.98	555.02	587.51
10	Beverages, spirits and vinegars	11.17	15.59	13.36	11.29
11	Residues an Waste from the food industries, Prepared animal fodder	472.78	744.05	226.29	134.09
12	Tobacco	16.16	15.67	5.11	18.71
13	Minerals, fuel, oils and products thereof	3418.69	2808.89	3403.30	3111.90
14	Chemicals and chemicals products	762.70	867.41	861.78	977.72
15	Pharmaceutical products	223.74	210.51	237.23	274.18
16	Dyes, colours, paints and varnishes	348.17	388.99	385.69	395.52
17	Perfumery, soap and toilet preparations	588.28	669.27	603.27	658.15
18	Albuminoidal substances modified starches, glues,enzymes	46.43	51.14	41.76	50.92
19	Matches and other explosives	3.72	2.36	3.72	3.09
20	Photographic and cinematographic goods	181.09	178.03	221.92	235.32
21	Plastic and articles thereof	1016.02	1330.88	1314.05	1252.29
22	Rubber and articles thereof	431.20	468.70	498.99	613.82
23	Leather articles and footwear	313.79	211.52	243.93	275.53
24	Wood & articles of wood; wood charcoal	69.42	72.53	92.34	112.60
25	Wood, paper and stationery	646.96	668.32	671.87	677.61
26	Silk yarn and fabrics	18.50	27.33	21.59	35.92
27	Fabrics of Wool, flax, ramle metal, vegetable	107.57	129.99	117.06	108.61
28	Cotton, textile, fibre & other paper & veg yarn	71.64	106.46	245.67	388.35
29	Yarn and fabrics of man-made fiber	1092.80	1468.61	1270.30	1121.81
30	Carpets & other floor covering	24.28	32.09	43.15	44.60
31	Special Woven Fabrics and Variety	41.31	50.71	50.88	53.36
32	Textile articles including knitted & crocheted goods	503.10	560.24	549.95	472.45
33	Other made up textile articles;set;worn colothing & textile articles;rugs	166.15	243.78	274.77	286.30
34	Glasses and earthen/ware	517.37	674.47	723.94	874.39
35	Precious metals,stones,pearls & imitation jewellery	9.25	6.98	9.96	20.23
36	Iron & steel manufactures thereof	2818.28	3086.36	3570.28	3525.44
37	Metals other than gold, silver, iron & steel	244.54	317.31	325.06	547.96
38	Cutlery, tools articles of base metals	131.96	195.78	155.84	172.67
39	Machinery and mechanical appliances	1518.51	1875.91	1668.35	2097.93
40	Electric machinery and equipment	1681.16	1817.20	1867.70	2371.70
41	Railway and tramway plant and rolling stock	19.39	16.19	20.01	11.65
42	Motor and other vehicles	4819.49	4906.42	5326.10	5272.52
43	Ships, boats and Air crafts	86.25	33.90	28.59	97.68
44	Clocks, watches and parts thereof	4.57	5.39	4.96	27.48
45	Arms and ammunitions	4.13	2.32	9.06	17.85
46	Toys, games and sports goods	50.96	59.62	59.26	100.08
47	Sub total (1 to 46)	26641.62	29362.88	29448.03	30745.84
48	All other articles	4916.89	1559.59	1551.72	9370.83
49	Total Import Duty	29083.68	27935.99	28073.00	35964.59
50	Warehouse Charges	45.88	47.79	50.12	49.3
51	Regularly Duty	1629.96	1953.01	2047.51	2588.39
52	Miscellienous	333.14	493.57	368.18	1015.93
53	0.25 % Export Development Charges	418.54	450.81	425.48	444.81
54	Export Duties	47.29	41.28	35.41	53.62
55	Gross	31558.49	30922.45	30999.70	40116.64
56	Refund	6.85	33.15	160.04	194.82
57	Rebate	769.64	742.42	630.76	517.84
58	Refund & Rebate	776.49	775.57	790.80	712.66
59	Net	30782.00	30146.88	30208.90	39403.98

Source: Federal Board of Revenue, Islamabad.

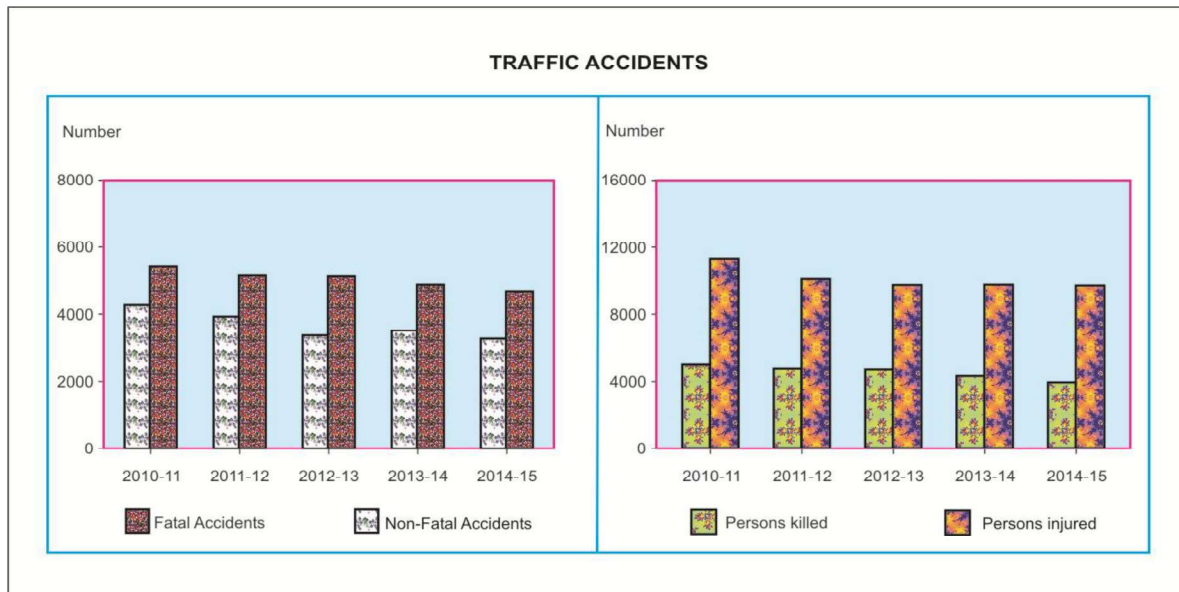
## 9. SOCIAL

### 9.1 Data on Traffic Accidents

Year/Month	Total Number of Accidents	Accident		Persons		Total Number of Vehicles Involved
		Fatal	Non - Fatal	Killed	Injured	

#### PAKISTAN

2010-11		9723	4280	5443	5271	11383	10822
2011-12		9140	3966	5174	4758	10145	9986
2012-13*		8988	3884	5104	4719	9710	9876
2013-14*		8359	3500	4859	4348	9777	9423
2014-15*		7865	3214	4651	3954	9661	8949
	2014 Dec	628	252	376	291	730	723
	2015 Jan	569	236	333	288	675	653
	Feb	562	218	344	263	681	596
	Mar	636	273	363	347	797	712
	Apr	741	305	436	357	818	830
	May	728	290	438	338	776	818
	Jun	728	292	436	376	971	838
	Jul	780	298	482	370	1026	911
	Aug	797	303	494	390	974	934
	Sep	810	295	515	360	881	967
	Oct	799	330	469	392	1000	927
	Nov	775	307	468	364	805	887
	Dec	724	310	414	353	927	848



Note: Data from July,2012 onward includes ICTs.

Contd.

\* Included Islamabad

## 9.1 Data on Traffic Accidents

Year/Month	Total Number of Accidents	Accident		Persons		Total Number of Vehicles Involved
		Fatal	Non - Fatal	Killed	Injured	
<b>ISLAMABAD</b>						
2012-13	201	107	94	109	180	212
2013-14	256	120	136	132	206	256
2014-15	216	107	109	118	182	217
2014 Dec	20	8	12	8	12	20
2015 Jan	21	11	10	11	6	21
Feb	21	9	12	11	44	21
Mar	13	6	7	7	10	13
Apr	22	12	10	12	14	22
May	26	13	13	13	26	26
Jun	15	8	7	12	8	15
Jul	27	12	15	17	37	27
Aug	25	9	16	12	27	25
Sep	19	12	7	14	17	19
Oct	24	16	8	16	5	24
Nov	25	17	8	19	25	25
Dec	21	7	14	8	18	21
<b>PUNJAB</b>						
2010-11	5420	2591	2829	3167	5809	5420
2011-12	4990	2361	2629	2888	5071	4990
2012-13	4587	2213	2374	2692	4515	4587
2013-14	3696	1717	1979	2145	3941	3696
2014-15	3054	1435	1619	1750	3652	3054
2014 Dec	249	108	141	128	296	249
2015 Jan	207	106	101	133	236	207
Feb	228	98	130	117	287	228
Mar	278	141	137	175	367	278
Apr	290	129	161	157	365	290
May	299	132	167	164	288	299
Jun	259	130	129	158	272	259
Jul	285	132	153	165	329	285
Aug	298	132	166	165	391	298
Sep	294	120	174	158	292	294
Oct	324	160	164	206	462	324
Nov	264	134	130	166	293	264
Dec	299	167	132	166	393	299
<b>SINDH</b>						
2010-11	1270	758	512	927	1071	1541
2011-12	1054	681	373	756	681	1121
2012-13	935	582	353	696	637	960
2013-14	945	613	332	791	893	1103
2014-15	881	583	298	771	863	1029
2014 Dec	76	48	28	53	84	94
2015 Jan	77	50	27	55	96	83
Feb	85	56	29	68	59	93
Mar	74	48	26	71	78	86
Apr	91	61	30	67	35	100
May	64	46	18	45	55	70
Jun	78	49	29	75	142	101
Jul	70	53	17	64	101	85
Aug	79	56	23	82	47	117
Sep	79	55	24	68	56	96
Oct	75	46	29	54	71	91
Nov	68	41	27	44	37	82
Dec	71	50	21	57	35	87

Contd.

## 9.1 Data on Traffic Accidents

Year/Month	Total Number of Accidents	Accident		Persons		Total Number of Vehicles Involved
		Fatal	Non - Fatal	Killed	Injured	
<b>KHYBER P.K.</b>						
2010-11	2722	773	1949	986	4153	3479
2011-12	2772	785	1987	953	3913	3501
2012-13	2968	846	2122	1059	4016	3736
2013-14	3120	877	2243	1033	4257	3934
2014-15	3399	942	2457	1137	4524	4260
2014 Dec	256	72	184	85	294	325
2015 Jan	245	64	181	79	300	319
Feb	209	49	160	59	257	236
Mar	241	66	175	77	308	297
Apr	308	86	222	103	371	387
May	313	92	221	109	378	392
Jun	344	87	257	112	516	422
Jul	370	89	281	109	509	479
Aug	358	88	270	110	467	445
Sep	385	92	293	102	486	519
Oct	350	95	255	100	422	450
Nov	388	98	290	115	428	479
Dec	318	79	239	115	434	419
<b>BALUCHISTAN</b>						
2010-11	311	158	153	191	350	382
2011-12	324	139	185	161	480	374
2012-13	297	136	161	163	362	381
2013-14	342	173	169	247	480	434
2014-15	315	147	168	178	440	389
2014 Dec	27	16	11	17	44	35
2015 Jan	19	5	14	10	37	23
Feb	19	6	13	8	34	18
Mar	30	12	18	17	34	38
Apr	30	17	13	18	33	31
May	26	7	19	7	29	31
Jun	32	18	14	19	33	41
Jul	28	12	16	15	50	35
Aug	37	18	19	21	42	49
Sep	33	16	17	18	30	39
Oct	26	13	13	16	40	38
Nov	30	17	13	20	22	37
Dec	15	7	8	7	47	22

Source: Provincial Police Departments &amp; ICT Police.



## 9.2 Data on Telecommunication 2015

Months	Distribution of Cellular Mobile Subscribers					
	Total	Moblink	CM Pak	Ufone	Telenor	Warid
Jan	136482096	38384557	27406675	21782905	36509373	12398586
Feb	136630891	38378938	27693987	21718480	36724230	12115256
Mar	134907976	38184925	27429830	21507765	36598171	11187285
Apr	131865579	38149067	27217698	18257842	37313551	10927421
May	112402835	32945683	21836725	17365830	30737198	9517399
Jun	114658434	33424268	22102968	17809315	31491263	9830620
Jul	116431523	33993778	22432785	17893156	32155599	9956205
Aug	118943600	34637527	23100847	18296277	32747666	10161283
Sep	120940513	35156550	23518919	18750250	33191103	10323691
Oct	122595936	35431799	23800643	19214908	33677266	10471320
Nov	124240494	35673887	24049872	19666391	34240423	10609921
Dec	125899638	36211426	24133283	19931821	34928330	10694778

---

Source : Pakistan Telecommunication Authority, Islamabad.

## 9.3 Visitors at Archaeological Museum in Pakistan

Area/ attraction	October,2015		November,2015		December,2015	
	Foreigner	National	Foreigner	National	Foreigner	National
<b>PAKISTAN</b>	1499	145655	1267	236515	1401	176268
<b>ISLAMABAD</b>	417	65379	491	109688	402	77746
Pakistan Museum of Natural History	16	5210	23	7806	9	5631
Lok Virsa Heritage Museum	212	22910	183	46519	193	26256
Pakistan Monument Museum	114	37034	228	55026	130	45604
Pakistan Railway Heritage Museum	75	225	57	337	70	255
<b>PUNJAB</b>	926	68981	653	111796	655	81495
Lahore Museum Lahore	214	21245	222	41033	211	26730
Allama Iqbal Library & Museum, Sialkot.	3	500	2	520	3	634
Museum, Taxila, Rawalpindi	501	13538	282	12123	255	14498
Museum, Harappa, Sahiwal.	19	6600	23	6639	50	8010
Allama Iqbal Museum, Javid Manzil, Lahore	6	1596	18	7636	2	3556
PMDC Khewara Mines Museum, Chakwal	183	25502	106	43845	134	28067
<b>SINDH</b>	136	8605	108	12264	335	14343
National Museum of Pakistan, Karachi	3	1983	28	5226	38	2037
Sindh Provincial Museum, Hyderabad.	5	2150	9	2211	6	1950
Museum, Banbhore, Thatta.	1	448	1	441	3	510
Museum, Moenjodaro, Larkana.	36	2847	37	2773	114	4584
Museum Umerkot, Tharparkar.	1	642	6	999	4	2949
Quid-e-Azam Birth Place, Karachi.	-	35	3	48	-	988
Quid-e-Azam House Museum, Karachi.	90	500	24	566	170	1325
<b>KHYBER PAKHTUNKHWA</b>	20	2595	15	2675	9	2596
Peshawar Museum, Peshawar.	17	1759	14	1554	9	1599
Museum Saidu Sharif, Swat.	3	550	1	762	-	565
Dir Museum, Chakdara	-	286	-	359	-	432
<b>BALUCHISTAN</b>	-	95	-	92	-	88
Museum Balochistan, Quetta.	-	95	-	92	-	88

Source:-Department of Archaeology and Museum,  
Government of Pakistan & Provincial Government

## 9.4 Visitors at Heritage Site in Pakistan

Area/ attraction	October,2015		November,2015		December,2015	
	Foreigner	National	Foreigner	National	Foreigner	National
<b>PAKISTAN</b>	1179	234448	885	247819	1397	268845
<b>PUNJAB</b>	1062	215653	732	233716	771	250856
Jahangir's Tomb, Lahore	30	10500	40	11000	25	17000
Shalimar Garden, Lahore	130	33675	144	29253	105	23027
Royal Fort (Shahi Qila), Lahore	367	139340	241	162201	326	169321
Hiran Minar & Tank, Sheikhpura	15	12000	2	12500	10	19000
Harappa, Sahiwal	19	6600	23	6639	50	8010
Taxila, Rawalpindi	501	13538	282	12123	255	14498
<b>SINDH</b>	38	4373	48	4963	126	8643
Banbhore , Thatta.	1	448	1	441	3	510
Makli Hill Monument, Thatta	-	436	4	750	5	600
Moenjodaro, Larkana.	36	2847	37	2773	114	4584
Umerkot Fort, Tharparkar.	1	642	6	999	4	2949
<b>KHYBER PAKHTUNKHWA.</b>	79	14422	105	9140	500	9346
Remains of Takht-i-Bhai, Mardan	7	13800	4	8400	400	8800
Butkara Site Museum, Saidu Sharif, Swat	2	22	1	40	-	46
Julian Site, Haripur	70	600	100	700	100	500
<b>BALUCHISTAN</b>						

Source: Department of Archaeology and Museum.  
Government of Pakistan & Provincial Government.

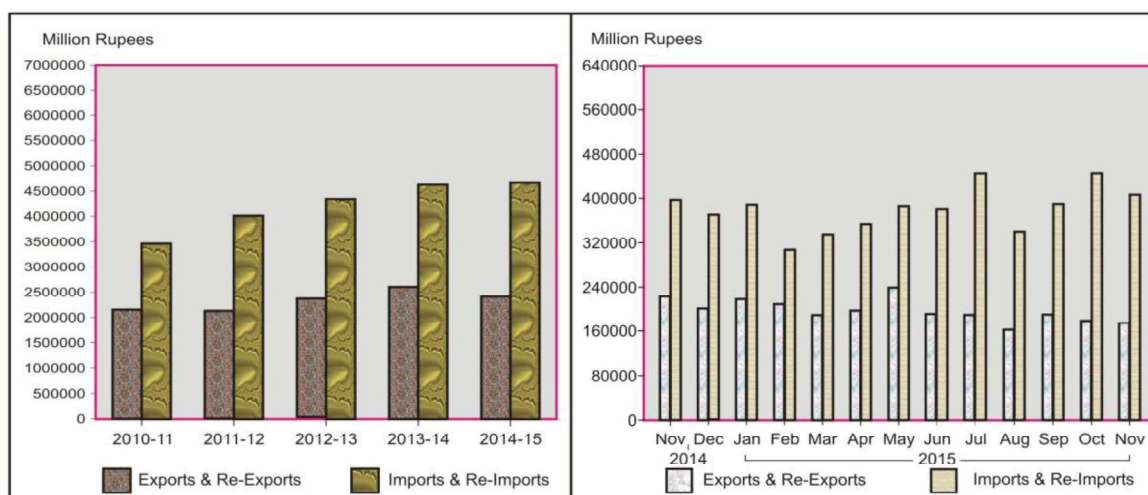
## 10. TRADE

### 10.1 Value of Foreign Trade

(Million Rupees)

Year / Month	Exports	Re-Exports	Imports	Re-Imports	Balance of Trade
2010-11	2,120,846.7	30,576.3	3,455,285.6	2,072.6	-1,305,935.2
2011-12	2,110,605.5	18,570.2	4,009,093.0	--	-1,883,049.0
2012-13	2,366,477.8	9,946.3	4,349,879.5	--	-1,973,455.4
2013-14	2,583,463.2	16,369.1	4,630,520.8	1,855.7	-2,032,544.2
2014-15	2,397,513.0	20,191.2	4,644,151.6	20,961.9	-2,247,409.3
2014 Nov	199,310.3	820.7	366,214.90	1,966.3	-168,050.2
Dec	216,620.3	1,318.0	386,514.6	1,857.8	-170,434.1
2015 Jan	207,163.2	1,697.7	306,222.9	1,547.5	-98,909.5
Feb	190,530.2	2,308.9	334,335.3	1,854.1	-143,350.3
Mar	196,002.1	1563.8	352412.9	1387.4	-156,234.4
Apr	202,250.6	1722.6	385075.9	1573.0	-182,675.7
May	189,389.8	1922.6	379073.8	1761.7	-189,523.1
Jun	184,069.2	1650.8	444559.6	1480.5	-260,320.1
Jul	161,533.5	891.0	340518.8	1475.8	-179,570.1
Aug	187,222.4	2801.2	389086.5	1707.4	-200,770.3
Sep	179,817.5	990.5	360660.6	1721.8	-181,574.4
Oct	179,927.0	1760.9	406,821.1	1902.6	-227,035.8
Nov	174,781.5	1196.9	404,666.5	1878.7	-230,566.8

#### VALUE OF FOREIGN TRADE

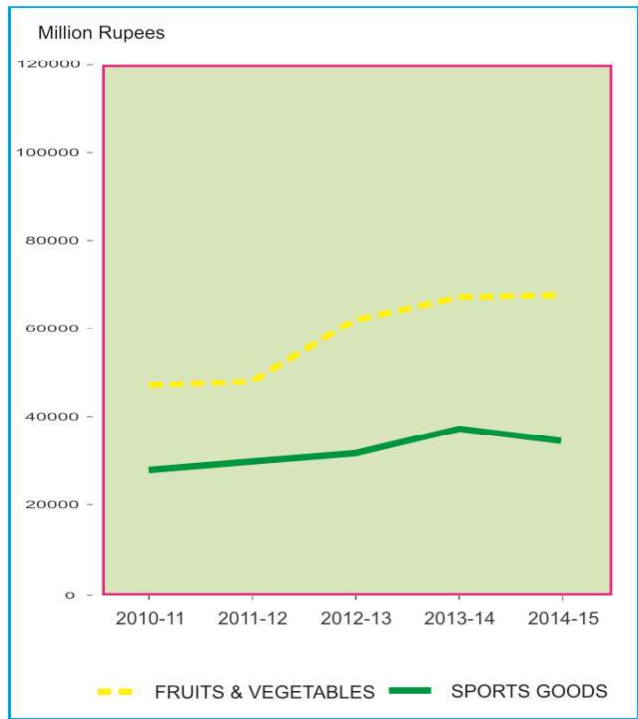
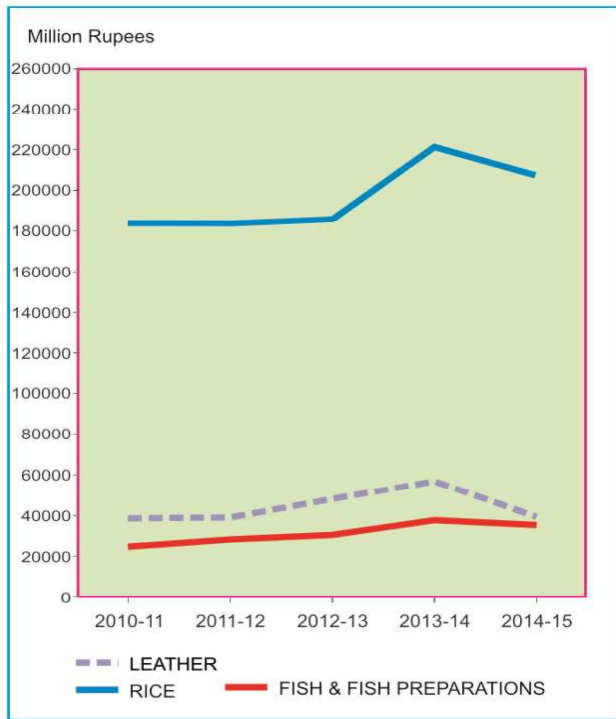
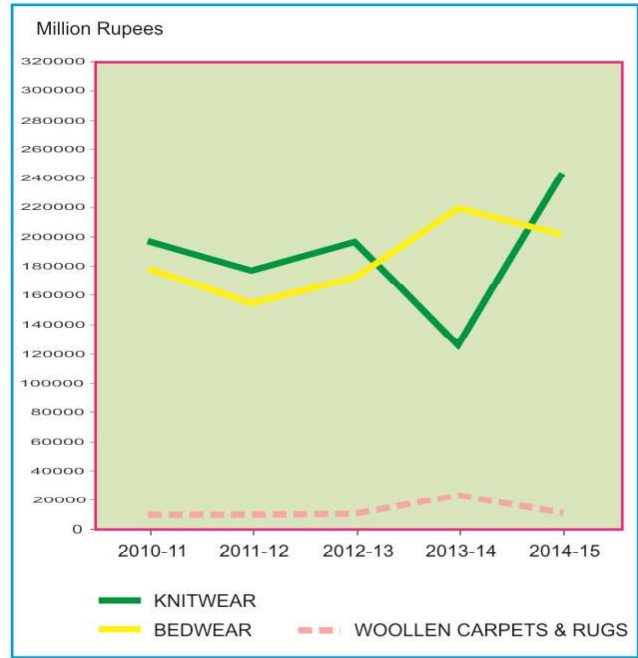
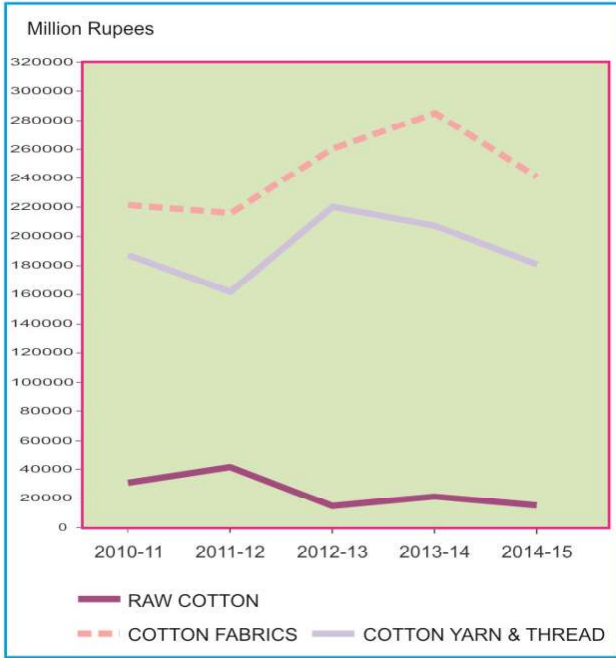


## 10.2 Exports by Commodity/Group

(Million Rupees)

Year/ Month	Raw Cotton	Cotton Fabrics	Cotton Yarn and Thread	Knitwear	Bedwear	Woollen Carpets & Rugs	Leather	Rice	Fish & Fish Prepara- tions	Fruits & Vege- tables	Sports goods
2010-11	31,168.4	224,257.0	188,271.8	197,144.5	178,596.0	11,034.4	39,744.3	184,674.6	25,313.9	47,895.6	28,208.4
2011-12	41,392.6	218,159.8	163,403.5	176,652.4	155,108.3	10,113.5	39,841.2	184,405.0	28,597.6	48,321.8	30,241.0
2012-13	14,888.1	260,237.5	219,017.0	197,434.3	172,724.2	11,484.6	48,455.7	186,623.1	30,759.1	62,126.8	32,375.2
2013-14	21,352.5	285,130.2	207,199.9	235,564.7	219,961.7	12,616.2	56,496.4	222,906.7	37,917.6	66,703.9	37,259.6
2014-15	14,932.7	248,430.9	188,615.4	243,718.7	213,017.9	11,772.5	49,582.8	206,266.3	35,429.4	67,864.3	34,293.6
2014 Nov	2,356.3	19,434.6	18,725.7	19,040.1	17,521.5	1,354.6	4,150.3	22,515.7	3,591.2	4,047.4	2,156.6
Dec	1,585.7	21,282.7	17,378.4	21,313.2	16,949.6	1,734.0	4,642.8	24,020.2	3,157.0	9,362.0	2,902.4
2015 Jan	1,905.8	20,796.4	17,098.6	20,459.6	18,280.6	1,024.3	4,365.0	20,600.6	2,823.3	10,718.4	2,774.1
Feb	681.9	22,347.3	17,411.4	18,327.4	16,273.6	563.1	3,345.5	17,560.0	1,947.2	9,916.9	2,848.8
Mar	274.3	21,520.2	13,636.1	16,936.9	15,740.5	963.6	4,230.9	21,882.1	2,702.9	7,731.1	2,940.7
Apr	270.7	21,406.3	12,902.6	18,712.2	18,300.0	960.9	4,200.6	18,308.2	3,395.9	5,966.2	3,809.5
May	159.4	19,388.8	14,022.0	22,392.5	17,992.5	919.5	4,474.7	15,516.7	3,852.1	3,970.1	3,142.9
Jun	81.5	17,911.1	12,461.8	21,907.5	17,912.5	725.8	3,780.3	13,544.3	2,494.3	3,702.2	3,046.5
Jul	569.9	17,163.7	12,191.8	21,983.5	16,144.7	800.4	3,167.8	9,273.6	1,788.7	2,993.0	2,473.7
Aug	1,780.1	20,326.0	14,446.3	21,762.6	18,342.3	704.1	3,297.5	12,432.2	1,543.7	4,394.0	2,565.7
Sep	3,382.9	20,178.1	13,078.6	21,008.2	18,383.0	736.0	3,524.1	12,951.3	3,382.1	3,143.4	2,603.7
Oct	1,223.4	20,848.2	12,979.6	19,601.6	17,324.9	825.9	3,032.6	15,415.1	3,728.2	3,829.1	2,662.8
Nov	196.7	17,195.9	9,323.8	18,753.2	17,173.9	1,025.4	3,249.8	21,479.6	3,368.5	4,074.9	2,673.3

EXPORTS BY COMMODITY/GROUP

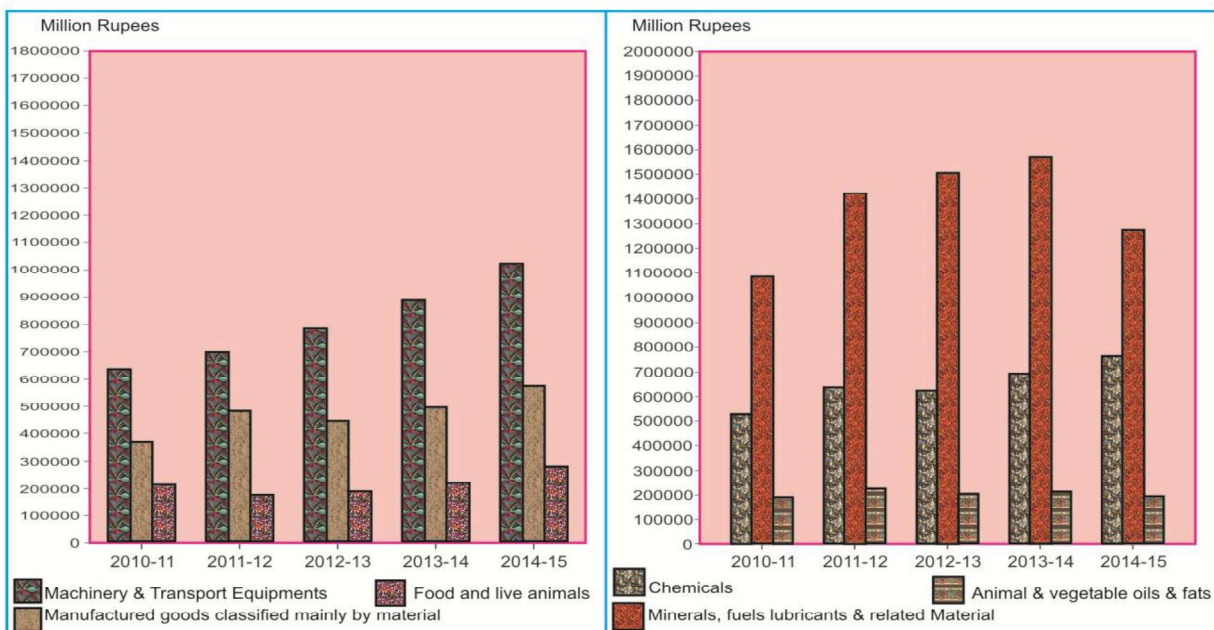


## 10.3 Imports by Commodity/Group

(Million Rupees)

Year/Month	Machinery and Transport equipment	Manufactured goods classified mainly by material	Food and Live animals	Chemicals	Mineral Fuels, Lubricants and related materials	Animal or Vegetable oils & fats
2010-11	639,389.0	369,322.2	214,132.4	528,988.9	1,084,764.7	190,133.7
2011-12	699,993.9	482,498.6	179,555.6	637,823.7	1,420,173.6	228,731.4
2012-13	783,966.3	444,919.9	190,555.4	621,466.0	1,504,034.0	205,311.0
2013-14	886,479.3	496,850.9	221,052.9	691,397.7	1,570,968.0	213,427.6
2014-15	1,019,546.8	571,607.2	280,008.3	761,241.6	1,274,835.8	193,222.0
2014 Nov	75,153.8	45,485.3	24,174.4	59,429.4	102,987.1	16,598.9
Dec	89,189.9	49,005.4	22,955.5	70,029.1	89,607.7	16,460.9
2015 Jan	76,282.9	45,445.9	20,431.4	48,730.7	62,162.6	12,815.7
Feb	83,370.8	43,542.6	20,085.0	61,756.5	74,516.8	13,836.8
Mar	85,025.8	43,610.4	19,864.3	62,032.5	81,860.3	14,289.9
Apr	88,780.4	50,191.1	19,541.7	66,645.1	105,102.4	12,562.8
May	83,296.8	50,764.7	21,674.2	67,244.4	94,332.1	15,812.3
Jun	106,780.7	55,418.4	21,861.4	65,432.0	122,286.5	20,135.6
Jul	72,735.5	43,599.3	23,355.1	64,400.6	82,466.3	12,561.6
Aug	85,852.2	53,996.1	24,846.2	58,440.3	103,605.8	18,185.4
Sep	81,127.0	49,548.4	27,869.5	60,511.0	82,199.7	19,836.4
Oct	100,180.6	56,462.9	31,751.8	72,699.4	82,217.7	20,621.4
Nov	104,984.1	57,441.7	25,158.7	70,570.4	71,025.8	15,007.0

## IMPORTS BY COMMODITY / GROUP



## 10.4 Exports by Selected Commodities in Dollars

(In Thousand Dollar)

GROUPS/COMMODITIES	UNIT	NOVEMBER, 2015		CUML, FROM JUL, 2015		NOVEMBER, 2014		CUML, FROM JUL., 2014	
		QUANTITY	VALUE	QUANTITY	VALUE	QUANTITY	VALUE	QUANTITY	VALUE
<b>GRAND TOTAL</b>			<b>1658700</b>		<b>8523906</b>		<b>1958104</b>		<b>9909382</b>
<b>A.PRIMARY COMMODITIES</b>			<b>325812</b>		<b>1360809</b>		<b>405893</b>		<b>1541026</b>
01.RICE	MT	539747	203844	1545972	688321	444747	221203	1276358	738612
(I) RICE BASMATI	MT	38618	32986	202334	191013	44089	53584	218280	264903
(II) RICE OTHER VARIETIES	MT	501129	170858	1343638	497309	400658	167619	1058078	473708
02.FISH AND FISH PREPARATIONS	KG	12144418	31967	49717466	132776	14875845	35281	56769727	148373
03.FRUIT & VEGETABLES INCL.JUICES	KG	73978196	40460	392293541	185726	81338971	42832	307877715	177266
(I) FRUITS	KG	34494634	27824	140934732	110441	25585573	26378	152487769	120999
(II) VEGETABLES	KG	38108661	10847	244053891	67404	50898226	13385	136317959	42071
(III) FRUIT & VEGETABLE JUICES	KG	1374901	1789	7304918	7881	4855172	3069	19071987	14195
04.WHEAT	MT					14	5	14	5
05.WHEAT FLOUR	MT	84992	26929	417219	133708	68144	24910	245010	104359
06.SPICES(INCL. CHILLIES)	KG	1875805	6814	7531297	27268	2170740	6094	6702987	23096
07.OIL SEEDS, NUTS AND KERNALS	KG	1992706	2913	7152175	9764	6482101	11442	12358582	22506
08.LEGUMINOUS VEGETABLE	KG								
09.FLOWERS	KG	38929	88	124988	275	12603	30	121724	281
10.RAW HIDES AND SKINS	KG			56080	216	22	1	8246	181
11.RAW WOOL AND ANIMAL HAIR	KG	325159	599	2023552	3260	913588	934	3443579	4356
(I) RAW WOOL	KG	282169	529	1026666	1720	105790	139	902090	1344
(II) ANIMAL HAIR	KG	42990	70	996886	1541	807798	795	2523289	3011
12.CRUDE ANIMAL MATERIAL	KG	1986582	1923	9018563	10647	1465815	3158	5627468	16476
13.CRUDE FERTILIZER	MT	2821	293	11912	1255	1457	116	6201	501
14.MOLASSES	KG	47537	6	20495722	2319	376834	62	28302888	3728
15.RAW COTTON	MT	1294	1867	44288	69037	15083	23149	59722	97954
16.COTTON WASTE	MT	2814	2838	15350	16405	4617	5126	19436	23899
17.PETROLEUM CRUDE	MT			125686	51475	32200	25310	171717	145236
18.MARBLES AND STONES	MT	32533	4425	180894	24899	34902	5014	184135	28128
19.TOBACCO	KG	252287	846	1058847	3458	421261	1227	1730883	6070
(I) UN-MANUFACTURED	KG	235914	777	981016	3146	402879	1138	1635066	5634
(II) MANUFACTURED EXCL.CIGARETTE	KG	16373	69	77831	311	18382	89	95817	435
20.COKE	MT								
<b>B.TEXTILES MANUFACTURES</b>			<b>919101</b>		<b>5014503</b>		<b>1069083</b>		<b>5463628</b>
01.COTTON YARN	KG	29564841	88334	194467302	592952	67430591	181311	291871515	819842
02.COTTON CLOTH	SQM	166701134	163191	899635947	923723	145384361	190933	817158994	1026119
03.ARTICLES OF APPAREL & CLOTHING ACCESSORIES (EXCL. KNITWEARS)	DOZ	2663997	166217	12598236	846784	2346996	165346	12366447	818549
04.ART SILK AND SYNTHETIC TEXTILES	SQM	23770519	23767	131569060	123512	32862015	34078	132872268	158124
05.COTTON THREAD	KG	33680	150	1404894	6290	606899	2657	1539036	6793
06.TEXTILE FABRICS WOVEN(OTHER THAN COTTON & ARTIFICIAL FABRICS)	--		1073		3504		313		1307
07.TULE, LACE, EMBROIDERY ETC	--		1140		5712		1463		5978
08.COTTON BAGS/SACKS	MT	866	1823	2519	4610	610	1293	3397	6788
09.TENTS & OTHER CANVAS GOODS	KG	3932552	11200	12737093	32276	3943441	12334	24255627	66222
10.BED WEAR	KG	26650865	162983	133087383	843166	26470299	172138	140102516	905486
11.TOWELS	KG	14069498	64280	76255067	340146	13365308	58716	66554915	315849
12.TEXTILE MADE UPS (EXCL. TOWELS & BED WEAR)	--		47396		250045		52840		260326
13.KNITWEARS	DOZ	8303612	177970	45672840	995958	8207995	187058	43479171	1025435
14.WASTE MATERIAL OF TEXTILE FIBRES/FABRICS	KG	3271263	2464	15225504	11231	2808191	2187	18262653	11972
15.YARN OTHER THAN COTTON YARN	KG	1161775	3189	5976724	15821	1239076	4031	6110116	20408
16.KINTTED OR CROCHATED FABRICS	SQM	1195772	3925	6126064	18776	534055	2383	3063118	14429
<b>C.OTHER MANUFACTURES</b>			<b>253241</b>		<b>1354208</b>		<b>288950</b>		<b>1810107</b>
01.CIGARETTES	THNO	4896	108	12017	270	5170	120	14937	342
02.LEATHER	SQM	1535866	30841	7475274	157049	1770785	40775	10235919	203023
03.CARPETS,RUGS AND TAPESTRIES ETC	SQM	179689	9888	724716	40939	291818	13579	1116701	49451

Contd.



## 10.4 Exports by Selected Commodities in Dollars

(In Thousand Dollar)

GROUPS/COMMODITIES	UNIT	NOVEMBER, 2015		CUML, FROM JUL, 2015		NOVEMBER, 2014		CUML, FROM JUL., 2014	
		QUANTITY	VALUE	QUANTITY	VALUE	QUANTITY	VALUE	QUANTITY	VALUE
(I) WOOLLEN CARPETS AND RUGS	SQM	171148	9731	661039	39448	274888	13309	992265	48234
(II) WOOLLEN CARPET MACHINE MADE	SQM	150	4	5764	182			1506	50
(III) TAPESTRY CLOTH	SQM								
(IV) CARPETS KNOTTED & OTHER FLOOR COVERING	SQM	8391	153	57913	1310	16930	271	122930	1167
04.PETROLEUM PRODUCTS	MT	8406	4549	40885	25239	855	840	256960	246418
05.FEEDING STUFF FOR ANIMALS	KG	35321049	7363	163739381	29401	14892142	3354	134705682	27546
06.CHEMICALS AND PHARMACEUTICAL PRODUCTS	--		52339		348446		67118		406341
(I) PLASTIC MATERIALS	KG	6886524	12058	56503462	77102	22625361	27201	83611805	110084
(II) PHARMACAUTICAL PRODUCTS.	KG	1057565	18446	4714972	86631	1115259	16817	6661585	83655
(III) FERTILIZER MANUFACTURES	MT								
(IV) OTHER CHEMICAL	--		21835		184713		23100		212602
07.RUBBER MANUFACTURES	--		1042		5050		1135		4988
08.PAPER AND PAPER BOARD	KG	1119652	3496	6582603	20170	349008	1032	6006389	14569
09.GUAR AND GUAR PRODUCTS	KG	1156665	1986	5602135	10956	2231026	5720	11213231	27620
10.CUTLERY	--		5868		32942		6755		35375
11.GOLD	GM								
12.COPPER AND ARTICLES THEREOF	--		5753		30828		13740		64880
13.MACHINERY & TRANSPORT EQUIPMENT (INCL.ENGINEERING ELECTRICAL GOODS)	--		15314		72847		14948		90725
(I) ELECTRIC FANS	NO	97024	2007	391763	8197	74357	1376	572881	11273
(II) TRANSPORT EQUIPMENT	--		353		5396		282		3266
(III) OTHER ELECTRICAL MACHINERY	--		2918		15982		4415		30451
(IV) MACHINERY SPECIALIZED	--		1846		13933		2015		10826
PARTICULARS INDUSTRIES									
(V) AUTO PARTS	--		1375		6542		1546		9205
(VI) OTHER MACHINERY	--		6814		22798		5315		25704
14.FOOTWEARS	PAIR	974598	8617	4311673	39711	776979	8649	5093682	52356
(I) LEATHER FOOTWEAR	PAIR	485698	7211	2182277	31873	495902	7671	2735475	45515
(II) CANVAS FOOTWEAR	PAIR	10304	41	91619	325	4268	13	17578	68
(III) OTHER FOOTWEAR	PAIR	478596	1365	2037777	7514	276809	964	2340629	6773
15.LEATHER MANUFACTURES(EXCL. LEATHER FOOTWEARS)	--		41666		224200		53292		271191
(I) LEATHER GLOVES	DOZ	330443	15478	2190127	82413	667529	21098	3041867	96486
(II) APPAREL & CLOTHING	DOZ	70030	24660	364769	136103	71606	31185	435127	168913
(III) OTHER LEATHER MANUFACTURES	KG	98796	1528	411923	5683	81572	1009	420983	5792
16.HOUSE-HOLD EQUIPMENT	KG	513441	1160	1730902	3628	524089	952	2009116	4119
17.SPORTS GOODS	--		25370		125232		21188		127169
(I) FOOT BALLS COMPLETE	DOZ	274422	12069	1301705	64621	225968	11763	1191582	63319
(II) GLOVES (SPORTS)	DOZ	149253	7716	849705	39606	108247	4200	1243269	37519
(III) OTHER	--		5586		21006		5225		26331
18.SURGICAL GOODS,MEDICAL INSTRUMENTS AND APPLIANCES	NO	16216014	28110	103298080	144770	20309162	27924	102151778	139012
19.OBYX MANUFACTURED	KG	650140	1231	1571484	3380	161931	351	1187185	2983
20.HANDICRAFTS	--						9		3265
21.TEXTILE PRODUCT & ARTICLE FOR TECHNICAL USE	KG	20705	125	119474	633	35901	197	121348	726
22.BOOKS AND PRINTED MATTERS	--		662		2374		715		2803
23.PIG IRON	MT					32	26	77	62
24.PRECIOUS/SEMI-PRECIOUS STONE	GM	1077758	518	3580265	1713	2240082	1123	7186012	3809
25.JEWELLERY	--		554		2842		481		3123
26.ARTICLES OF PLASTIC	KG	1906202	6275	9377378	29012	1611087	4032	10041962	24493
27.FURNITURE	NO	30139	384	150898	2099	49261	860	130537	3109
28.PARTS OF FOOTWEAR	--		23		476		36		609
D.OTHERS	--		160545		794386		194178		1094621

## 10.5 Exports by Selected Commodities in Rupees

(In Thousand Rupees)

GROUPS/COMMODITIES	UNIT	NOVEMBER, 2015		CUMUL, FROM JUL, 2015		NOVEMBER, 2014		CUMUL, FROM JUL., 2014	
		QUANTITY	VALUE	QUANTITY	VALUE	QUANTITY	VALUE	QUANTITY	VALUE
<b>GRAND TOTAL</b>			174781512		883281868		199310302		1002487612
<b>A.PRIMARY COMMODITIES</b>			34331668		141259168		41314800		156169670
01.RICE	MT	539747	21479584	1545972	71551804	444747	22515707	1276358	74834308
(I) RICE BASMATI	MT	38618	3475861	202334	19777487	44089	5454199	218280	26841566
(II) RICE OTHER VARIETIES	MT	501129	18003723	1343638	51774317	400658	17061508	1058078	47992742
02.FISH AND FISH PREPARATIONS	KG	12144418	3368469	49717466	13811255	14875845	3591160	56769727	15056737
03.FRUIT & VEGETABLES INCL.JUICES	KG	73978196	4263368	392293541	19250360	81338971	4359730	307877715	17936449
(I) FRUITS	KG	34494634	2931878	140934732	11463763	25585573	2684897	152487769	12246647
(II) VEGETABLES	KG	38108661	1142977	244053891	6970457	50898226	1362466	136317959	4250791
(III) FRUIT & VEGETABLE JUICES	KG	1374901	188512	7304918	816140	4855172	312367	19071987	1439012
04.WHEAT	MT					14	466	14	466
05.WHEAT FLOUR	MT	84992	2837528	417219	13852645	68144	2535533	245010	10563814
06.SPICES(INCL. CHILLIES)	KG	1875805	718005	7531297	2831191	2170740	620299	6702987	2340021
07.OIL SEEDS, NUTS AND KERNALS	KG	1992706	306966	7152175	1018489	6482101	1164623	12358582	2292201
08.LEGUMINOUS VEGETABLE	KG								
09.FLOWERS	KG	38929	9291	124988	28619	12603	3023	121724	28217
10.RAW HIDES AND SKINS	KG			56080	22310	22	59	8246	18603
11.RAW WOOL AND ANIMAL HAIR	KG	325159	63107	2023552	337155	913588	95109	3443579	439075
(I) RAW WOOL	KG	282169	55723	1026666	178493	105790	14188	920290	136307
(II) ANIMAL HAIR	KG	42990	7384	996886	158662	807798	80921	2523289	302768
12.CRUE ANIMAL MATERIAL	KG	1986582	202656	9018563	1104054	1465815	321459	5627468	1662450
13.CRUE FERTILIZER	MT	2821	30827	11912	130149	1457	11825	6201	50568
14.MOLASSES	KG	47537	685	20495722	238945	376834	6288	28302888	369718
15.RAW COTTON	MT	1294	196721	44288	7153077	15083	2356288	59722	9973534
16.COTTON WASTE	MT	2814	299027	15350	1702596	4617	521771	19436	2411490
17.PETROLEUM CRUDE	MT			125686	5287012	32200	2576195	171717	14736034
18.MARBLES AND STONES	MT	32533	466287	180894	2580446	34902	510329	184135	2841960
19.TOBACCO	KG	252287	89150	1058847	359061	421261	124937	1730883	614024
(I) UN-MANUFACTURED	KG	235914	81927	981016	326787	402879	115882	1635066	569855
(II) MANUFACTURED EXCL.CIGARETTE	KG	16373	7223	77831	32274	18382	9054	95817	44168
20.COKE	MT								
<b>B.TEXTILES MANUFACTURES</b>			96848056		519431060		108819181		552694353
01.COTTON YARN	KG	29564841	9308005	194467302	61364494	67430591	18455190	291871515	83020375
02.COTTON CLOTH	SQM	1.67E+08	17195890	899635947	95711878	1.45E+08	19434618	817158994	103778145
03.ARTICLES OF APPAREL & CLOTHING ACCESSORIES (EXCL. KNITWEARS)	DOZ	2663997	17514690	12598236	87715114	2346996	16830112	12366447	82770644
04.ART SILK AND SYNTHETIC TEXTILES	SQM	23770519	2504344	131569060	12798732	32862015	3468715	132872268	15998383
05.COTTON THREAD	KG	33680	15756	1404894	655586	606899	270471	1539036	684148
06.TEXTILE FABRICS WOVEN(OTHER THAN COTTON & ARTIFICIAL FABRICS)	--		113091		363490		31889		132562
07.TULE, LACE, EMBROIDERY ETC	--		120148		591346		148947		604841
08.COTTON BAGS/SACKS	MT	866	192081	2519	479031	610	131599	3397	684868
09.TENTS & OTHER CANVAS GOODS	KG	3932552	1180177	12737093	3357973	3943441	1255474	24255627	6720327
10.BED WEAR	KG	26650865	17173899	133087383	87368920	26470299	17521500	140102516	91568718
11.TOWELS	KG	14069498	6773311	76255067	35236097	13365308	5976590	66554915	31971205
12.TEXTILE MADE UPS (EXCL. TOWELS & BED WEAR)	--		4994208		25927279		5378467		26345372
13.KNITWEARS	DOZ	8303612	18753169	45672840	103109027	8207995	19040116	43479171	103669565
14.WASTE MATERIAL OF TEXTILE FIBRES/FABRICS	KG	3271263	259656	15225504	1164635	2808191	222580	18262653	1211779
15.YARN OTHER THAN COTTON YARN	KG	1161775	336082	5976724	1640595	1239076	410321	6110116	2068906
16.KINTTED OR CROCHATED FABRICS	SQM	1195772	413550	6126064	1946864	534055	242592	3063118	1464516
<b>C.OTHER MANUFACTURES</b>			26684680		140256260		29411487		182904841
01.CIGARETTES	THNO	4896	11346	12017	28018	5170	12244	14937	34871
02.LEATHER	SQM	1535866	3249771	7475274	16271720	1770785	4150344	10235919	20542856
03.CARPETS,RUGS AND TAPESTRIES ETC	SQM	179689	1041928	724716	4245760	291818	1382219	1116701	5004083

Contd.

## 10.5 Exports by Selected Commodities in Rupees

(In Thousand Rupees)

GROUPS/COMMODITIES	UNIT	NOVEMBER, 2015		CUMUL, FROM JUL, 2015		NOVEMBER, 2014		CUMUL, FROM JUL., 2014	
		QUANTITY	VALUE	QUANTITY	VALUE	QUANTITY	VALUE	QUANTITY	VALUE
(I) WOOLLEN CARPETS AND RUGS	SQM	171148	1025404	661039	4091773	274888	1354639	992265	4881197
(II) WOOLLEN CARPET MACHINE MADE	SQM	150	375	5764	18626			1506	4904
(III) TAPESTRY CLOTH	SQM								
(IV) CARPETS KNOTTED & OTHER FLOOR COVERING	SQM	8391	16149	57913	135361	16930	27579	122930	117983
04.PETROLEUM PRODUCTS	MT	8406	479295	40885	2608597	855	85452	256960	24878881
05.FEEDING STUFF FOR ANIMALS	KG	35321049	775847	163739381	3055106	14892142	341408	134705682	2782238
06.CHEMICALS AND PHARMACEUTICAL PRODUCTS	--		5515046		36032505		6831783		41044785
(I) PLASTIC MATERIALS	KG	6886524	1270567	56503462	7977740	22625361	2768768	83611805	11146361
(II) PHARMACAUTICAL PRODUCTS.	KG	1057565	1943694	4714972	8973840	1115259	1711757	6661585	8464724
(III) FERTILIZER MANUFACTURES	MT								
(IV) OTHER CHEMICAL	--		2300784		19080924		2351258		21433701
07.RUBBER MANUFACTURES	--		109846		523862		115517		505678
08.PAPER AND PAPER BOARD	KG	1119652	368351	6582603	2089447	349008	105026	6006389	1473342
09.GUAR AND GUAR PRODUCTS	KG	1156665	209278	5602135	1133755	2231026	582250	11213231	2789273
10.CUTLERY	--		618281		3414946		687595		3577646
11.GOLD	GM								
12.COPPER AND ARTICLES THEREOF	--		606200		3202408		1398554		6561090
13.MACHINERY & TRANSPORT EQUIPMENT (INCL.ENGINEERING ELECTRICAL GOODS)	--		1613659		7547582		1521556		9147870
(I) ELECTRIC FANS	NO	97024	211433	391763	847389	74357	140034	572881	1133854
(II) TRANSPORT EQUIPMENT	--		37236		557072		28659		330123
(III) OTHER ELECTRICAL MACHINERY	--		307529		1654056		449350		3058684
(IV) MACHINERY SPECIALIZED PARTICULARS INDUSTRIES	--		194543		1441839		205127		1094019
(V) AUTO PARTS	--		144899		677874		157396		935280
(VI) OTHER MACHINERY	--		718020		2369353		540991		2595910
14.FOOTWEARS	PAIR	974598	907999	4311673	4105428	776979	880360	5093682	5276147
(I) LEATHER FOOTWEAR	PAIR	485698	759861	2182277	3293442	495902	780827	2735475	4583017
(II) CANVAS FOOTWEAR	PAIR	10304	4272	91619	33732	4268	1362	17578	6844
(III) OTHER FOOTWEAR	PAIR	478596	143866	2037777	778254	276809	98171	2340629	686286
15.LEATHER MANUFACTURES(EXCL. LEATHER FOOTWEARS)	--		4390419		23220324		5424425		27426365
(I) LEATHER GLOVES	DOZ	330443	1630970	2190127	8538383	667529	2147518	3041867	9772497
(II) APPAREL & CLOTHING	DOZ	70030	2598479	364769	14092054	71606	3174208	435127	17068712
(III) OTHER LEATHER MANUFACTURES	KG	98796	160969	411923	589886	81572	102699	420983	585155
16.HOUSE-HOLD EQUIPMENT	KG	513441	122210	1730902	377410	524089	96871	2009116	416491
17.SPORTS GOODS	--		2673330		12979211		2156624		12828710
(I) FOOT BALLS COMPLETE	DOZ	274422	1271741	1301705	6690956	225968	1197280	1191582	6390623
(II) GLOVES (SPORTS)	DOZ	149253	813022	849705	4102111	108247	427489	1243269	3778076
(III) OTHER	--		588567		2186144		531855		2660011
18.SURGICAL GOODS,MEDICAL INSTRUMENTS AND APPLIANCES	NO	16216014	2962022	103298080	15008570	20309162	2842272	102151778	14072301
19.ONYX MANUFACTURED	KG	650140	129757	1571484	351618	161931	35740	1187185	300623
20.HANDICRAFTS	--						879		327325
21.TEXTILE PRODUCT & ARTICLE FOR TECHNICAL USE	KG	20705	13169	119474	65791	35901	20061	121348	73485
22.BOOKS AND PRINTED MATTERS	--		69796		246470		72734		283973
23.PIG IRON	MT					32	2649	77	6269
24.PRECIOUS/SEMI-PRECIOUS STONE	GM	1077758	54583	3580265	178337	2240082	114329	7186012	385480
25.JEWELLERY	--		58365		294717		48933		315428
26.ARTICLES OF PLASTIC	KG	1906202	661246	9377378	3007437	1611087	410432	10041962	2473920
27.FURNITURE	NO	30139	40488	150898	217700	49261	87535	130537	314353
28.PARTS OF FOOTWEAR	--		2447		49543		3694		61359
D.OTHERS	--		16917108		82335380		19764833		110718747

## 10.6 Imports by Selected Commodities in Dollars

(In Thousand Dollar)

GROUPS/COMMODITIES	UNIT	NOVEMBER, 2015		CUML, FROM JUL, 2015		NOVEMBER, 2014		CUML, FROM JUL, 2014	
		QUANTITY	VALUE	QUANTITY	VALUE	QUANTITY	VALUE	QUANTITY	VALUE
GRAND TOTAL			3840339		18344766		3597841		20311497
A. FOOD GROUP			270285		1463538		258266		1478838
1.MILK AND CREAM	KG	4155632	12677	20256655	62923	4263643	12275	22584415	61522
2.WHEAT UNMILLED	MT	--	--	--	--	54924	15088	675076	182450
3.PULSES	KG	61318493	38081	365009786	218351	48904701	29856	245457561	149765
4.DRY FRUITS	KG	13658298	12021	55288937	54883	12550660	8160	73350177	42495
5.SUGAR REFINED	MT	730	385	7008	3669	2638	1699	5607	3533
6.TEA	KG	16140950	49296	73382555	225625	10038713	20344	62042909	131519
7.SPICES	KG	14940857	12550	63834724	56879	9057588	6983	49897941	38991
8.MILK FOOD FOR BABIES,INFT.,INVLD	KG	891641	6452	4268468	32652	817710	6953	4166543	32448
9.BEVERAGES	LTR	606234	441	4681552	2639	746000	500	4001339	3195
10.PALM OIL	KG	183115192	121459	1.141E+09	720389	212245468	155338	991212841	797322
11.SOYABEAN OIL	KG	11054792	16923	62215381	85526	1091200	1070	36505908	35598
B. MACHINERY GROUP			996313		4287658		738341		4018849
1.POWER GENERATING MACH.	--		175943		607578		109954		494797
2.AGRICULTURE MACHINERY&IMPLEMENTS	--		7495		36302		6892		43503
3.CONSTRUCTION & MINING MACHINERY	--		24683		146763		12866		112446
4.TEXTILE MACHINERY	--		38068		189905		28808		179986
5.METAL WORKING MACHINERY	--		9403		37267		6443		29224
6.GEN INDUSTRIAL MACH & EQU/PARTSNS	--		157838		692508		126520		579260
7.OFFICE MACH.INCL.DATA PROS. EQUIP.	--		24909		124986		24531		217230
8.TELECOM & SOUND RECORDING EQUIP.	--		122047		571065		122655		635166
9.ELECTRICAL MACHINERY & APPARATUS	--		204597		682073		83202		500109
10.ROAD MOTOR VEHICLES	--		154605		729547		105540		554796
11.RAILWAY VEHICLES	--		3621		24845		2031		86710
12.AIRCRAFTS,SHIPS AND BOATS	--		35187		280633		75271		418460
13.OTHER MACHINERY	--		37918		164189		33626		167162
C. PETROLEUM GROUP			640440		3860091		977915		6141708
1.CRUDE PETROLEUM	MT	331000	159473	2220368	1254485	489685	298990	2878443	2254175
2.PETROLEUM PRODUCTS	MT	857817	463503	4127329	2343385	1043973	670591	5402886	3860157
3.GAS NATURAL & MANUFACTURED	--		17464		262222		8334		27376
D. TEXTILE GROUP			122657		619040		109818		619350
1.SYNTHETIC AND REGENERATED FIBRE	KG	17201795	37679	112492272	225402	20057087	38879	130264136	242513
2.SYNTHETIC & ARTIFICIAL SILK YARN	KG	23507813	51810	117808329	260545	24704955	52223	124902870	273242
3.WORN CLOTHING	KG	45285462	15278	198974407	62419	38231497	10400	182748907	50721
4.ARTICLES OF APPAREL & CLOTHING	--		11202		48166		5697		36181
5.BAGS & SACKS OF TEX. MATERIALS	MT	682	832	3837	4775	253	291	2115	2660
6.JUTE	MT	8434	5856	27124	17734	4342	2329	26026	14034
E. AGRICULTURE/OTH. CHEMICAL GROUP			669722		3150404		583858		3155627
1.ORGANIC CHEMICALS	--		131904		696641		147117		803335
2.INORGANIC CHEMICALS	--		24699		207607		41310		210299
3.DYEING TANNING & COLOUR MATERIAL	KG	12677789	33528	59683837	163043	9624146	25706	52607672	159789
4.MEDICINAL PRODUCTS	KG	1657918	71718	7313890	330178	2160030	85914	10770033	449602
5.ESSENTIAL OIL, PERFUMES TOILT ETC	KG	9944955	26258	50055344	134249	8978532	23089	43187606	121167
6.FERTILIZER MANUFACTURED	MT	320128	151404	1176137	539754	109844	50882	769393	351232

Contd.

## 10.6 Imports by Selected Commodities in Dollars

(In Thousand Dollar)

GROUPS/COMMODITIES	UNIT	NOVEMBER, 2015		CUMUL, FROM JUL, 2015		NOVEMBER, 2014		CUMUL, FROM JUL, 2014	
		QUANTITY	VALUE	QUANTITY	VALUE	QUANTITY	VALUE	QUANTITY	VALUE
7.PLASTIC MATERIALS	KG	90858422	168389	422092983	765222	83402546	143830	425893427	749211
8.INSECTICIDES	KG	1350946	12025	9166193	75328	2890159	17662	10376532	60480
9.OTHER.CHEMICAL PRODUCTS	--		49796		238381		48348		250513
F. METAL GROUP			323463		1465129		265397		1416311
1.IRON ORES AND CONCENTRATES	MT	--	--	9500	1399	--	--	93921	14487
2.IRON AND STEEL SCRAP	MT	278387	84131	1292903	395265	194334	76111	1177540	422693
3.NON FERROUS BASE METAL WASTE & SCRM	MT	17527	7060	63047	31304	7681	4361	53903	27724
4.IRON AND STEEL	MT	230813	170093	1073074	750020	196236	146149	899977	709253
5.ALUMINIUM WROUGHT & WORKED	--		15795		71363		9678		54996
6.MANUFACTURES OF METAL NES	--		46383		215778		29098		187159
G. MISCELLANEOUS ITEMS			423420		1945973		377966		2115755
1.FEEDING STUFF FOR ANIMALS	KG	46310756	22086	526335444	245962	114969124	58212	509171002	269431
2.HIDES,SKINS AND FURSKINS RAW	KG	815809	2340	4046257	12863	1230460	4483	5800819	24496
3.OIL SEEDS & OLEAGINOUS FRUITS	KG	218088491	109072	521098749	296065	129624760	84526	756791648	435946
4.RUBBER CRUDE INCL.SYNTH/RECLAIMED	KG	6289243	12433	33518092	64362	10263859	12147	55153624	62799
5.WOOD & CORK	--		8144		36911		7526		37190
6.PULP AND WASTE PAPER	KG	15841596	8121	90095761	46552	15208506	7704	110063245	54888
7.FERTILIZER CRUDE	MT	11733	4488	77372	31497	3486	1635	17444	7610
8.CRUDE ANIMAL&VEGETABLE MATERIALS	KG	6641332	10128	42282137	80174	7767922	9609	39983051	64899
9.COAL, COKE & BRIQUETTES	MT	352445	33604	1939974	196337	307927	33871	2127623	231184
10.ANIMAL OILS AND FATS	KG	606765	370	8100983	5015	3816938	2817	12550705	10057
11.ANIMAL/VEG, FAT OIL WAX ETC NES	KG	1811509	1964	8224815	9607	1823995	2354	7442056	9203
12.RUBBER TYRES & TUBES	NO	403954	26030	2115332	138552	393760	20529	2146964	123553
13.CORK/WOOD MFG.(EXCL FURNITURE)	KG	8645891	6466	40584169	29480	10245875	5135	44495702	23893
14.PAPER&PAPER BOARD & MANF. THEREOF	KG	39727690	38892	189495699	196981	39978478	37408	215741333	205429
15.CEMENT	MT	4395	847	24130	5431	4236	1255	18673	5199
16.PREFABRICATED BUILDGs,SANITRY,PLG	--		9190		42613		8167		39458
17.FOOTWEAR	PAIR	1824606	9130	9555395	48884	2091013	6729	9790491	42932
18.PROFESSIONAL,SCIENTFIC & CONTROL	--		49201		226827		32411		183699
19.PHOTO EQPT, OPTICAL GOODS N.E.S.	--		6088		30439		4467		24610
20.PRINTED MATTERS	--		3206		17443		7524		66817
21.ARTICLES N.E.S. OF PLASTICS	KG	1726986	9317	8659210	45495	1929887	7130	12790220	44687
22.BABY CARRIAGES, TOYS GAMES ETC.	--		7073		29011		4313		25942
23.OFFICE STATIONERY SUPPLY N.E.S	--		3275		13542		2390		11576
24.JEWELLERY OFGOLD/SILVERSMITH WEAR	--		1331		6158		1434		5960
25.MUSICAL INSTRUMENTS AND PARTS	--		11216		48162		4803		71747
26.ARTICLES & MFG. OF CAVING ETC.	--		27391		30404		7086		23587
27.GOLD.NON-MENETART NOT ORE/CONCEN	GM	56387	2014	296539	11207	55806	2299	216028	8962
ALL OTHER ITEMS	--		394038		1552931		286280		1365059

## 10.7 Imports by Selected Commodities in Rupees

(In Thousand Rupees)

GROUPS/COMMODITIES	UNIT	NOVEMBER, 2015		CUML, FROM JUL, 2015		NOVEMBER, 2014		CUML, FROM JUL, 2014	
		QUANTITY	VALUE	QUANTITY	VALUE	QUANTITY	VALUE	QUANTITY	VALUE
GRAND TOTAL			404666505		1901753511		366214872		2055956700
A. FOOD GROUP			28480662		151745426		26288220		149843604
1.MILK AND CREAM	KG	4155632	1335817	20256655	6508952	4263643	1249443	22584415	6205212
2.WHEAT UNMILLED	MT	--	--	--	--	54924	1535775	675076	18672757
3.PULSES	KG	61318493	4012696	365009786	22620398	48904701	3038990	245457561	15144568
4.DRY FRUITS	KG	13658298	1266631	55288937	5690578	12550660	830578	73350177	4296464
5.SUGAR REFINED	MT	730	40560	7008	379525	2638	172890	5607	358803
6.TEA	KG	16140950	5194469	73382555	23408437	10038713	2070723	62042909	13312934
7.SPICES	KG	14940857	1322473	63834724	5897424	9057588	710812	49897941	3941692
8.MILK FOOD FOR BABIES,INFT.,INVLD	KG	891641	679859	4268468	3386477	817710	707719	4166543	3286228
9.BEVERAGES	LTR	606234	46465	4681552	272757	746000	50896	4001339	322546
10.PALM OIL	KG	183115192	12798469	1140836498	74672486	212245468	15811457	991212841	80715136
11.SOYABEAN OIL	KG	11054792	1783223	62215381	8908392	1091200	108936	36505908	3587265
B. MACHINERY GROUP			104984110		444879445		75153782		406851186
1.POWER GENERATING MACH.	--		18539582		63076557		11191943		50163139
2.AGRICULTURE MACHINERY&IMPLEMENTS	--		789800		3761295		701504		4401332
3.CONSTRUCTION & MINING MACHINERY	--		2600903		15191514		1309588		11314486
4.TEXTILE MACHINERY	--		4011288		19688459		2932323		18181551
5.METAL WORKING MACHINERY	--		990855		3876100		655840		2952317
6.GEN INDUSTRIAL MACH & EQU/PARTSNS	--		16631828		71886197		12878178		58697203
7.OFFICE MACH.INCL.DATA PROS. EQUIP	--		2624751		12970610		2496965		21956764
8.TELECOM & SOUND RECORDING EQUIP	--		12860371		59278687		12484739		64175698
9.ELECTRICAL MACHINERY & APPARATUS	--		21558885		70792456		8468958		50623512
10.ROAD MOTOR VEHICLES	--		16291087		75665917		10742690		56200621
11.RAILWAY VEHICLES	--		381505		2565526		206679		8701975
12.AIRCRAFTS,SHIPS AND BOATS	--		3707785		29075886		7661630		42583148
13.OTHER MACHINERY	--		3995470		17050241		3422745		16899441
C. PETROLEUM GROUP			67484857		399500969		99539465		621535845
1.CRUDE PETROLEUM	MT	331000	16804103	2220368	129661796	489685	30433398	2878443	228410568
2.PETROLEUM PRODUCTS	MT	857817	48840511	4127329	242696985	1043973	68257732	5402886	390331599
3.GAS NATURAL & MANUFACTURED	--		1840243		27142188		848335		2793678
D. TEXTILE GROUP			12924676		64165579		11178047		62609387
1.SYNTHETIC AND REGENERATED FIBRE	KG	17201795	3970325	112492272	23305226	20057087	3957387	130264136	24524022
2.SYNTHETIC & ARTIFICIAL SILK YARN	KG	23507813	5459403	117808329	27032021	24704955	5315609	124902870	27601078
3.WORN CLOTHING	KG	45285462	1609887	198974407	6480608	38231497	1058573	182748907	5128522
4.ARTICLES OF APPAREL & CLOTHING	--		1180340		5008745		579854		3664838
5.BAGS & SACKS OF TEX. MATERIALS	MT	682	87672	3837	494981	253	29594	2115	267864
6.JUTE	MT	8434	617049	27124	1843998	4342	237030	26026	1423063
E. AGRICULTURE/OTH. CHEMICAL GROUP			70570358		326621713		59429382		319371274
1.ORGANIC CHEMICALS	--		13899053		72092443		14974662		81272244
2.INORGANIC CHEMICALS	--		2602596		21479803		4204819		21236416
3.DYEING TANNING & COLOUR MATERIAL	KG	12677789	3532958	59683837	16895328	9624146	2616559	52607672	16134452
4.MEDICINAL PRODUCTS	KG	1657918	7557107	7313890	34249240	2160030	8744923	10770033	45641139

Contd.

## 10.7 Imports by Selected Commodities in Rupees

(In Thousand Rupees)

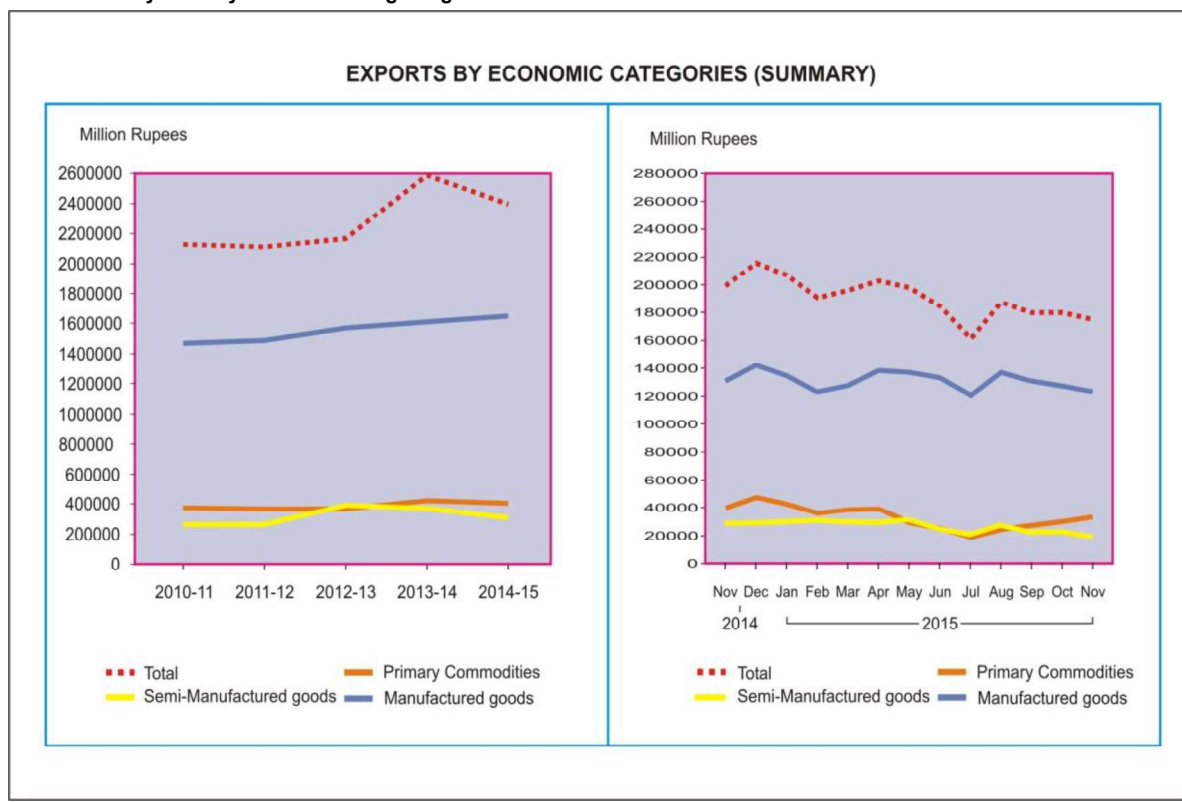
GROUPS/COMMODITIES	UNIT	NOVEMBER, 2015		CUML, FROM JUL, 2015		NOVEMBER, 2014		CUML, FROM JUL, 2014	
		QUANTITY	VALUE	QUANTITY	VALUE	QUANTITY	VALUE	QUANTITY	VALUE
5.ESSENTIAL OIL, PERFUMES TOILT ETC	KG	9944955	2766924	50055344	13912890	8978532	2350195	43187606	12269595
6.FERTILIZER MANUFACTURED	MT	320128	15953827	1176137	56139836	109844	5179108	769393	35661749
7.PLASTIC MATERIALS	KG	90858422	17743591	422092983	79347618	83402546	14640130	425893427	75697126
8.INSECTICIDES	KG	1350946	1267138	9166193	7791192	2890159	1797784	10376532	6117185
9.OTHER.CHEMICAL PRODUCTS	--		5247162		24713362		4921202		25341368
F. METAL GROUP			34084116		151889138		27014077		143397367
1.IRON ORES AND CONCENTRATES	MT	--	--	9500	142300	--	--	93921	1482167
2.IRON AND STEEL SCRAP	MT	278387	8865117	1292903	40960337	194334	7747146	1177540	42783748
3.NON FERROUS BASE METAL WASTE & SCR	MT	17527	743958	63047	3241311	7681	443917	53903	2799556
4.IRON AND STEEL	MT	230813	17923182	1073074	77754873	196236	14876082	899977	71821904
5.ALUMINIUM WROUGHT & WORKED	--		1664369		7402261		985091		5567900
6.MANUFACTURES OF METAL NES	--		4887491		22388056		2961841		18942092
G. MISCELLANEOUS ITEMS			44616884		201722532		38472167		214160134
1.FEEDING STUFF FOR ANIMALS	KG	46310756	2327234	526335444	25443893	114969124	5925270	509171002	27234990
2.HIDES,SKINS AND FURSKINS RAW	KG	815809	246592	4046257	1331007	1230460	456344	5800819	2475077
3.OIL SEEDS & OLEAGINOUS FRUITS	KG	218088491	11493240	521098749	30824205	129624760	8603719	756791648	44217971
4.RUBBER CRUDE INCL.SYNTH/RECLAIMED	KG	6289243	1310105	33518092	6664497	10263859	1236445	55153624	6355089
5.WOOD & CORK	--		858169		3821922		766074		3757888
6.PULP AND WASTE PAPER	KG	15841596	855695	90095761	4820981	15208506	784183	110063245	5537999
7.FERTILIZER CRUDE	MT	11733	472915	77372	3264073	3486	166389	17444	776982
8.CRUDE ANIMAL&VEGETABLE MATERIALS	KG	6641332	1067227	42282137	8309182	7767922	978050	39983051	6574966
9.COAL, COKE & BRIQUETTES	MT	352445	3540971	1939974	20295429	307927	3447642	2127623	23431669
10.ANIMAL OILS AND FATS	KG	606765	39039	8100983	515302	3816938	286772	12550705	1019284
11.ANIMAL/VEG, FAT OIL WAX ETC NES	KG	1811509	206980	8224815	998064	1823995	239617	7442056	933011
12.RUBBER TYRES & TUBES	NO	403954	2742850	2115332	14337668	393760	2089602	2146964	12491418
13.CORK/WOOD MFG.(EXCL FURNITURE)	KG	8645891	681347	40584169	3054732	10245875	522720	44495702	2418495
14.PAPER&PAPER BOARD & MANF. THEREOF	F KG	39727690	4098191	189495699	20398387	39978478	3807618	215741333	20785351
15.CEMENT	MT	4395	89251	24130	563577	4236	127767	18673	525796
16.PREFABRICATED BUILDGS,SANITRY,PLG	--		968353		4418099		831343		4003344
17.FOOTWEAR	PAIR	1824606	962047	9555395	5070991	2091013	684903	9790491	4351384
18.PROFESSIONAL,SCIENTFIC & CONTROL	--		5184466		23513542		3299020		18596501
19.PHOTO EQPT, OPTICAL GOODS N.E.S.	--		641505		3154733		454706		2484242
20.PRINTED MATTERS	--		337875		1806057		765821		6719673
21.ARTICLES N.E.S. OF PLASTICS	KG	1726986	981768	8659210	4711533	1929887	725776	12790220	4512544
22.BABY CARRIAGES, TOYS GAMES ETC.	--		745301		3009205		439002		2617503
23.OFFICE STATIONERY SUPPLY N.E.S	--		345101		1405924		243310		1171219
24.JEWELLERY OFGOLD/SILVERSMITH WEAR	--		140247		638026		145948		602546
25.MUSICAL INSTRUMENTS AND PARTS	--		1181869		4993224		488854		7257682
26.ARTICLES & MFG. OF CAVING ETC.	--		2886280		3196734		721261		2393483
27.GOLD.NON-MENETART NOT ORE/CONCEN	GM	56387	212268	296539	1161546	55806	234011	216028	914025
ALL OTHER ITEMS	--		41520843		161228708		29139733		138187904

## 10.8 Exports by Economic Categories (Summary)

(Million Rupees)

Year/Month	Total	Primary commodities	Semi-manufactured goods	Manufactured goods
2010-11	2,120,846.7	377,535.7	274,500.4	1,468,810.5
2011-12	2,110,605.5	362,404.4	261,151.3	1,486,369.7
2012-13	2,366,477.8	364,127.0	391,151.3	1,611,199.5
2013-14	2,583,463.2	420,496.3	369,066.1	1,793,900.8
2014-15	2,397,513.0	402,750.3	352,073.7	1,642,689.0
2014 Nov	199,310.3	39,304.5	29,094.2	130,911.6
Dec	216,620.3	44,901.3	29,297.3	142,421.7
2015 Jan	207,163.2	42,507.6	29,961.1	134,694.5
Feb	190,530.2	36,179.6	30,942.2	123,408.4
Mar	196,002.1	38,158.8	29,923.2	127,920.1
Apr	202,250.6	34,804.2	29,374.1	138,072.3
May	198,389.8	29,647.5	31,785.8	136,956.5
Jun	184,069.2	25,831.2	24,752.2	133,485.8
Jul	161,533.5	19,864.4	21,302.2	120,366.9
Aug	187,222.4	24,057.3	26,800.4	136,364.7
Sep	179,817.5	26,827.4	22,599.6	130,390.5
Oct	179,927.0	29,448.5	22,641.7	127,836.8
Nov	174,781.5	32,329.8	19,378.3	123,073.4

Note: Total may not tally due to rounding of figures.





## 10.9 Export by Economic Categories (Details)

(In Thousand Rupees)

COMMODITIES	OCTOBER, 2015	CUML. FROM JULY, 2015	OCTOBER, 2014	CUML. FROM JULY, 2014
GRAND TOTAL	174,781,512	883,281,868	199,310,302	1,002,487,612
A. PRIMARY COMMODITIES:	32,329,787	132,527,387	39,304,510	150,720,021
RAW COTTON (INCLUDING LINTER & WASTE)	287,386	7,762,557	2,593,557	10,908,887
RAW WOOL (INCLUDING ANIMAL HAIR)	63,107	337,155	95,109	439,075
FISH	3,284,042	13,340,611	3,591,160	14,845,871
RICE	21,479,584	71,551,804	22,515,707	74,834,308
HIDES & SKINS (INCLUDING FUR SKINS)	80,634	242,922	42,174	210,481
FRUITS & VEGETABLES	3,805,434	16,500,050	3,458,720	14,508,917
SPICES	718,005	2,831,191	620,299	2,340,021
TOBACCO UN-MANUFACTURED	81,927	326,787	115,882	569,855
OTHER PRIMARY COMMODITIES	2,529,670	19,634,310	6,271,902	32,062,605
B. SEMI-MANUFACTURES:	19,378,280	112,722,182	29,094,168	146,037,984
COTTON YARN	9,308,005	61,364,494	18,455,190	83,020,375
LEATHER	3,249,771	16,271,720	4,150,344	20,542,845
MOLASSES	685	238,945	6,288	369,718
OIL CAKES	153,989	467,605	6,069	534,492
AGAR, AGAR DUST & WOOD		2,336		
HENNA LEAVES & POWDER	31,397	99,913	9,339	2,872,649
OTHER SEMI MANUFACTURES	6,634,433	34,277,169	6,466,938	38,697,907
C. MANUFACTURED GOODS:	123,073,445	638,032,300	130,911,624	705,729,607
COTTON THREAD	15,756	655,586	270,471	684,148
COTTON FABRICS WOVEN	17,084,964	95,136,583	19,400,801	103,206,202
TEXTILE FABRICS (OTHER THAN COTTON FABRS)	2,646,472	13,284,226	3,582,291	16,385,422
WOOLLEN CARPETS	1,007,404	4,614,991	1,334,924	4,806,148
TAPESTRIES	12	12		5,092
MANUFACTURE OF LEATHER	5,105,786	27,064,077	5,850,017	31,044,591
FOOTWEAR	907,999	4,105,428	880,360	5,276,147
SPORTS GOODS (EXCLUDING INDOOR GAMES)	1,430,686	7,552,956	1,395,679	7,310,896
TOBACCO MANUFACTURED	18,569	60,292	21,299	79,039
MEDICAL INSTRUMENT N.E.S.	136,105	725,459	169,382	1,180,545
FRUIT & VEGETABLE PREPARATIONS	445,939	2,689,409	883,596	3,317,448
FISH PREPARATIONS	84,427	470,644		210,866
CEREAL PREPARATIONS	392,488	1,663,402	485,790	2,240,178
GUAR PRODUCTS	209,278	1,133,755	582,250	2,789,273
FLOUR & MEAL OF OIL SEEDS	16,683	29,379	1,505	8,795
FISH MEAL & MEAT MEAL	208,690	288,556	91,420	551,641
PETROLEUM PRODUCTS	479,295	2,608,597	85,452	24,878,881
CHEMICAL & CHEMICAL PREPARATIONS	5,509,393	36,073,935	6,887,712	41,392,147
MACHINERY & TRANSPORT EQUIPMENT	1,620,685	7,571,298	1,525,977	9,179,966
ARTICLES OF APPAREL AND CLOTHING				
ACCESSORIES (INCLUDING HOSIERY)	36,284,116	190,886,657	35,890,493	186,509,117
OTHER MANUFACTURED GOODS	49,468,700	241,417,057	51,572,204	264,673,065

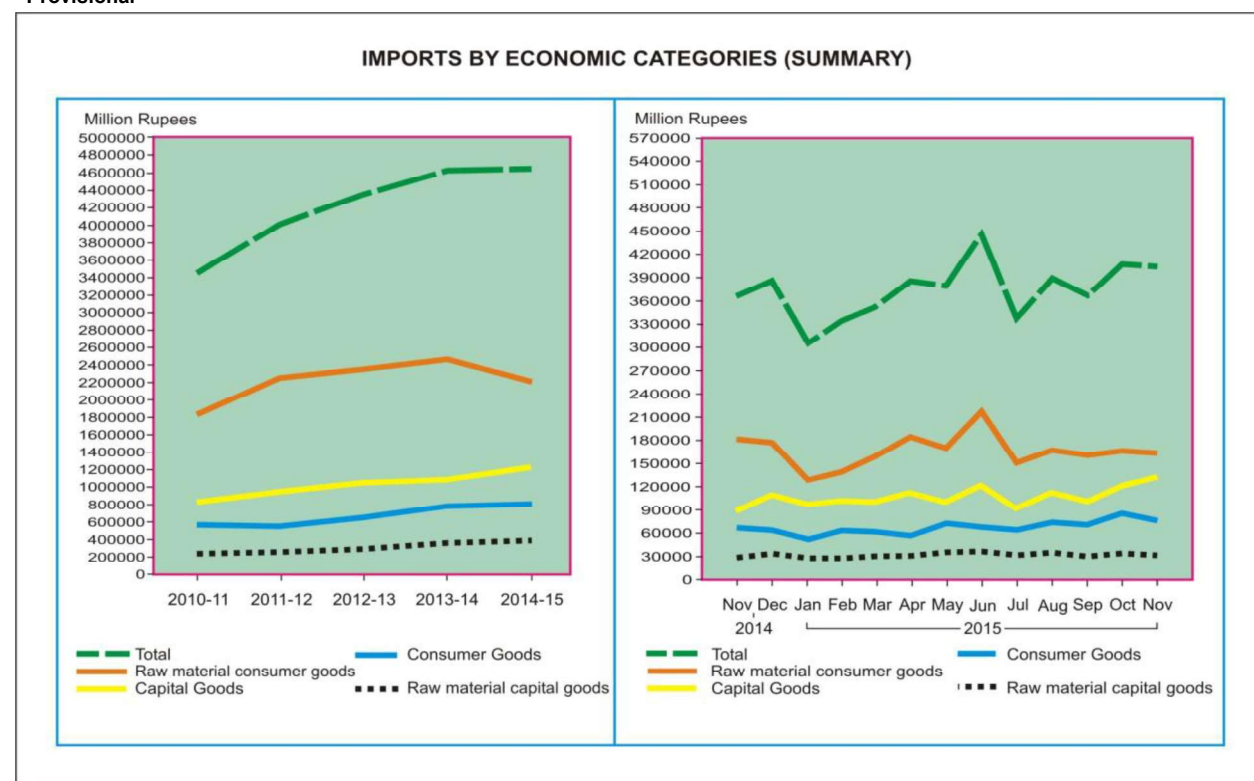
## 10.10 Imports by Economic Categories (Summary)

(Million rupees)

Year/Month	Total	Consumer goods	Raw material		Capital goods
			Consumer goods	Capital goods	
2010-11	3,455,285.6	560,512.2	1,826,243.4	239,525.0	829,005.0
2011-12	4,009,093.0	552,018.1	2,251,624.0	261,940.8	943,510.1
2012-13	4,349,879.5	652,553.3	2,353,818.1	293,733.6	1,049,774.5
2013-14	4,630,520.8	780,192.2	2,462,189.2	306,810.4	1,081,329.0
2014-15	4,644,151.6	807,979.7	2,214,663.6	388,166.9	1,233,341.4
2014 Nov	366,214.9	66,887.8	181,086.1	29,320.7	88,920.3
Dec	386,514.6	64,740.0	177,187.2	34,759.6	109,827.8
2015 Jan	306,222.9	51,715.6	128,819.2	28,296.1	97,392.0
Feb	334,335.3	63,702.9	140,026.1	28,070.5	102,535.8
Mar	352,412.9	62,348.7	159,074.3	30,471.8	100,518.1
Apr	385,075.9	56,900.1	184,175.3	31,386.6	112,613.9
May	379,073.8	72,550.3	170,345.5	35,781.9	100,396.1
Jun	444,559.6	68,607.5	217,018.5	37,253.7	121,679.9
Jul	340,518.8	64,216.7	150,777.4	32,847.5	92,677.2
Aug	389,086.5	74,078.9	167,630.7	35,079.2	112,297.7
Sep	360,660.6	69,872.8	159,614.0	30,093.8	101,080.0
Oct	406,821.1	84,417.4	166,682.5	33,792.5	121,928.7
Nov	404,666.5	76,749.4	163,610.4	31,719.8	132,586.9

Note: Total may not tally due to rounding of figures.

\* Provisional



## 10.11 Imports by Economic Categories (Detail)

(In Thousand Rupees)

ITEMS		NOVEMBER, 2015	FROM JULY, 2015	NOVEMBER, 2014	FROM JULY, 2014
<b>GRAND TOTAL</b>		<b>404666505</b>	<b>1901753511</b>	<b>366214872***</b>	<b>2055956700</b>
<b>1. CONSUMER GOODS TOTAL</b>		<b>76749383</b>	<b>369335223</b>	<b>66887815*</b>	<b>367414602</b>
10121	HORSES	863	863		
10190	OTHER LIVE ANIMALS		36		6771
10511	FOWLS OF SPECIES WT UPTO 185G	15677	316395		199154
10594	OTH FOWLS OF THE SPE (CHICKEN)	209	209		
10599	OTH LIVE POULTRY		267746		175517
20130	MEAT OF BOV ANIM F/CH BON LESS	36	251		
20210	CARCASSES OF BOVIN ANIMAL FROZ			37	37
20220	OTH CUTS WITH BONE IN,BOV FROZ	2419	8885	882	10396
20230	MEAT BOV ANIMAL FROZE BONELESS	18025	64426	3898	79517
20430	CARCASSES OF LAMB,FROZEN				12
20443	OTH MEAT OF SHEEP FROZ BONELES				2227
20610	EDIBLE OFFAL OF BOV ANIMAL F/C	12671	108647	23287	119415
20622	LIVERS OF BOV ANIMALS FROZEN	4584	15844		19556
20629	O, EDIBLE OFFAL BOV ANI FROZEN	1502	1502		
20711	MEAT OF FOWLS OF SPE GOLL F/CH		885		
20713	CUTS&OFFAL OF FOWL FR/CHILL		4482		
20714	CUTS & OFFAL OF FOWLS FROZEN				2585
20727	CUT & OFFAL OF TURKEY,FROZEN				790
20745	OTH DUCK MEAT FROZEN				3918
21020	OTH MEAT BOV ANIM DRIED/SMOKED				1104
21099	OTH EDI FLOUR/MEAL OF MEAT/OFL	2117	3605		
30111	ORNAMENTAL FISH	3425	15493	2313	9617
30119	OTHER ORNAMENTAL FISH		168		601
30191	TROUT, LIVE				103
30199	OTHER LIVE FISH	239	831	267	1046
30219	OTH SALMO FISH,EXCL LIVER F/CH		66		
30229	O.FLAT FISH,EX.LIVER&ROES.F/CH	87	286		137
30242	ANCHOVIES EX.LIVER/ROES FR/CHL		630		
30259	O.FISH BREG FAMILIES E.LIV F/C		359		
30319	O.SALMONIDAE FROZ,EX.LIVER&ROE				25
30339	OTH FLAT FISH,EXCL LIVERS FROZ	166819	487264	121000	460706
30363	COD FISH EXCL LVR/ROES FROZEN	44	44		33
30439	OTH FISH FILLET/MEAT FRESH/CHI	157	157		63
30441	FRESH/CHILLED FILLETS OTH FISH	144	144		
30459	OTH FILLETS OF OTH FISH.FR/CHI		867	823	823
30462	FROZE FILLET/MEAT.CATFISH FISH				6013
30487	FROZEN FILLETS/MEAT OF TUNAS	62	182		281
30489	FROZEN FILLET/MEAT OF OTH FISH			85	100
30499	OT FISH FILET/MEAT FRE/CH/FROZ	571	5797	71931	141323
30510	FLOUR, MEALS & PELLETS OF FISH		1	2	177
30520	LIVERS&ROES,DRIED,SMOKED,SALT				10
30539	OTH FISH FILLE/D/S/BR.NOT SMOK			34	34
30579	OTHER EDIBLE FISH OFFALS			49	49
30611	ROCK LOBSTER&SEA CRAWFISH FROZ	29	118	6	52
30614	CRABS FROZEN FIT FOR HUMAN CON				16
30616	COLD WATER SHRIMPS&PRAWNS FROZ		1229		414
30617	OTHER SHRIMPS & PRAWNS FROZEN		62		
30627	OTHER SHRIMPS&PRAWNS.NOT-FROZ		12	150	150
30739	OTH MUSSELSCS FROZ,DRIED,SALT			36	36
30890	OTHER AQUATIC INVERTEBRATES				10
40110	MILK&CREAM OF A FAT UPTO 1%	13613	126052	125	197
40120	MILK & CREAM OF A FAT 1% TO 6%	217	2076	92	1103
40140	MILK & CREAM.FAT-6% TO 10%		20		
40150	MILK & CREAM.FAT-EXCEEDING-10%		1840	429	1765
40210	MILK&CREAM IN POWDER FAT 1.5%	1155266	5399588	897639	4830459

Contd.

## 10.11 Imports by Economic Categories (Detail)

(In Thousand Rupees)

ITEMS	NOVEMBER, 2015	FROM JULY, 2015	NOVEMBER, 2014	FROM JULY, 2014	
40221	MILK&CREAM IN POWDER>1.5% FAT	10575	70153	27401	194440
40229	OTH,MILK&CREAM IN POWDER>1.5%	7663	122510	14915	143780
40291	OTH MILK/CREAM NOT SOLID/SWEET	829	11684	8473	24610
40299	OTH MILK/CREAM SOLID,SWEETEND	24257	79744	1132	55335
40310	YOGURT	823	6420	338	5077
40390	BUTTER MILK,CURDLED MILK/CREAM	20	4001		112
40410	WHEY AND MODIFIED WHEY CON SUG	90505	487859	24534	554875
40490	OTH PRODUCT CONSIST NATUR MILK	31968	186986	270897	379993
40510	BUTTER	4206	15241	134	17705
40520	DAIRY SPREADS			15	15
40590	OTH FATS&OIL DERIVED FR MILK	366	492	225	4682
40610	FRESH CHEESE INCL WHEY,CURD	36742	171843	12754	70299
40620	GRATED OR POWDER CHEESE	956	1788		103
40630	PROCESSED CHEESE NOT GRATED	30872	133798	20895	159620
40690	OTHER CHEESE		1179	105	301
40711	FERTILIZED EGGS FOR INCUBATION		2346	296	1079
40719	FERTILIZED EGGS OF OTHER BIRDS	186	31798		52798
40729	OTH FRESH EGGS OF OTHER BIRDS		111		
40790	OTH BIRD EGG IN SHELL FR/COOKED				25
40811	EGG YOLKS,DRIED		2145		2086
40891	OTH BIRDS,EGG,NOT IN SHELL DRY		21344		11227
40900	NATURAL HONEY	17603	55199	15530	50806
70110	POTATO SEEDS	99101	131278	684421	1027123
70190	POTATOES,FRESH OR CHILLED	64489	70579	393522	6118719
70200	TOMATOES,FRESH OR CHILLED	900792	6015640	1723921	5437345
70310	ONIONS AND SHALLOTS	289921	2055101	122640	1211710
70320	GARLIC	727283	3459545	243405	2297568
70390	LEEK,OTH ALLIACEOUS VEGETABLES	845	1809		21486
70410	CAULIFLOWERS & HEADED BROCCOLI	94	573	83	968
70490	OTH;EDIBLE BRASSICAS,FRESH/CHI		15	94	7945
70511	CABBAGE LETTUCE(H-LETUC)SALAD	331	1283	178	2914
70519	OTHER; LETTUCE	358	3823	247	548
70610	CARROTS AND TURNIPS	435	1248	1066	5480
70690	OTH SALAD.BEETROOT,RADISH ETC	495	1290	104	739
70700	CUCUMBERS&GHERKINS,FRESH/CHL	6888	46133	906	4000
70810	PEAS FRESH OR CHILLED	2436	4878	61151	71512
70820	BEANS (SAME),FRESH OR CHILLED	178	423	226	506
70920	ASPARAGUS,FRESH OR CHILLED	106	310	34	226
70930	AUBERGINES FRESH OR CHILLED		125	63	64
70940	CELERY OTH THAN CELERIAC,F/CHL			26	26
70951	MUSHROOMS,FRESH OR CHILLED	339	1403	188	1072
70959	OTH MUSHROOMS&TRUFFL FRESH/CH	65	224		
70960	FRUIT OF GENUS CAPSICUM F/CHLL	849	2801	71831	82257
70970	SPINACH NEWZEALAND SPINACH FRE	34	102	66	99
70992	OTHER OLIVES FRESH OR CHILLED	100	100		
70999	OTH VEGETABLES FRESH/CHILLED	292	1125	2136	8441
71010	POTATO, FROZEN.	45	45		1887
71021	PEAS(PISUM SATIVUM),FROZEN		739		
71022	BEANS FROZEN		550		
71029	OTH LEGUMINOUS VEGETABLES FROZ				95
71030	SPINACH,NEWEALAND SPINACH FROZ		574		
71040	SWEET CORN, FROZEN		1792	2515	3210
71080	OTHER VEGETABLES,FROZEN	140	3632	8	199
71090	MIXTURE OF VEGETABLES,FROZEN	2138	3965	522	992
71120	OLIVES PROVISIONALLY PRESERVED		1	19	42
71140	CUCUMBERS & GHERKINS PRESERVED				6276
71151	MUSHROOMS OF GENUS AGARICUS		57		
71159	OTH MUSHROOMS & TRUFFLES	32	158	15	49
71220	ONION; WHOLE DRIED,CUT	5716	30836	9107	33221

Contd.

## 10.11 Imports by Economic Categories (Detail)

(In Thousand Rupees)

ITEMS	NOVEMBER, 2015	FROM JULY, 2015	NOVEMBER, 2014	FROM JULY, 2014	
71231	MUSHROOM GENUS AGARICUS DRIED	480	1685	156	2041
71239	OTH TRUFFLE DRYCUT WHOLE SLIC	5206	15900	11241	16592
71290	OTH VEGETABLE MIXTURE DRIED	21740	95254	12259	68587
71310	PEAS DRIED SHELLED	2409924	14702201	1102534	5199623
71320	CHICK PEAS DRIED SHELLED	327452	1109234	312653	1137665
71331	BEANS OF SPECIES VIGNA MUNGO	21557	93792	11540	73204
71332	SMALL RED (ADZUKI) BEANS	5195	5284		48
71333	KIDNEY BEANS,INCL WHITE BENAS	474227	2542561	378330	2743266
71339	OTHER BEANS	54537	107542	14551	96510
71340	LENTILES	415402	2205732	540245	3834852
71350	BROAD BEANS & HORSE BEAN	2650	7778	2207	11105
71390	OTH DRIED LEGUMINOUS VEGETABLE	301752	1846276	676931	2048295
71430	YAMS FRESH,CHILLED,FROZEN/DRIE			907	5247
71490	OTHER ROOTS AND TUBERS				943
80111	DESICCATED, COCONUTS	145643	677526	135781	459106
80112	COCONUT IN THE INNER SHELL				37
80119	OTHER COCONUTS	19040	129035	30224	150885
80132	CASHEW NUT SHELLED	87845	219862	17296	80134
80211	ALMOND IN SHELL	29567	154503	46883	277182
80212	ALMOND,SHELLED (GIRI).	175760	993639	213	39358
80221	HAZEL NUTS,IN SHELL	92	97	48	48
80231	WALNUTS IN SHELL(AKHROTE)	1216	4834	411	710
80232	WAL NUTS SHELLED(AKHROTE)	353	1541	59	191
80242	CHESTNUTS SHELLED		762		
80251	PISTACHIO IN SHELL	114993	229272	37116	59315
80252	PISTACHIO SHELLED	1659	11626	675	675
80280	ARECA(BETAL NUTS)	696313	3529665	664262	3576996
80290	OTHER EDIBLE NUTS	620	5334	894	2602
80310	PLANTAINS,FRESH OR DRIED		275		7660
80390	OTHER BANANS FRESH OR DRIED		142		73207
80410	DATES	73505	127738	34812	58187
80420	FIGS	3083	9573		697
80430	PINEAPPLES	227	916	227	837
80440	AVOCADOS	24	24	6	6
80450	GUAVAS,MANGOES,MANGOSTEN F/DRY	39	1791		1195
80510	ORANGES	343	6995	1071	11795
80520	MANDARINS,CLEMENTIN ETC FR/DRY	1001	1001	794	794
80540	GRAPEFRUIT,INCLUDING POMELOS		901		810
80550	LEMONS AND LIMES		331		77
80590	OTH CITRUS FRUITS FRESH/DRIED.		466		
80610	GRAPES, FRESH	1857169	8905989	652212	4542789
80620	GRAPES, DRIED	4988	98426	3076	12797
80711	WATERMELONS	5993	348569		191669
80719	OTHER MELONS	83	346612		1325
80720	PAPAWS;(PAPAYAS/PAPITA)			80	80
80810	APPLE, FRESH	336904	604228	103468	200281
80830	PEARS FRESH	3108	18972	3174	10555
80910	APRICORTS;FRESH(KHUBANI)		692927		630740
80921	SOUR CHERRIES; FRESH				17
80940	PLUMS AND SLOES	394	4467	41	391
81010	STRAWBERRIES,FRESH				
81050	KIWIFRUIT, FRESH	46	260	64	729
81090	OTHER FRESH FRUITS	435187	1137551	321852	651140
81110	STRAWBERRIES,FROZEN	360	1233		1766
81120	RASBERRY,BL.BERRY MULBERRY FRZ	1146	1621	2468	9153
81190	OTHER FRUITS AND NUTS,FROZEN	933	3453		60
81210	CHERRIES PROVISIONLY PRESERV	798	1569		
81290	OTH FRUIT/NUTS PRESERVED PROVI	813	4105		223
81310	APRICOTS DRIED	5250	20974	248	937

Contd.

## 10.11 Imports by Economic Categories (Detail)

(In Thousand Rupees)

ITEMS		NOVEMBER, 2015	FROM JULY, 2015	NOVEMBER, 2014	FROM JULY, 2014
81320	PRUNES DRIED	15830	31333	366	537
81330	APPLES DRIED		1046	1256	6446
81340	OTHER DRIED FRUITS	128300	375706	57822	156749
81350	MIXTURE OF NUTS,DRIED FRUITS	853	2064		270
90111	COFFEE NOT ROAST,NOT DECAFEINE	81	277		
90121	COFFEE,ROAST,NOT DECAFFEINATED	4318	7100	322	1816
90122	COFFEE ROASTED,DECAFFEINATED				96
90190	OTH COFFEE HUSKS/SKIN/COFE SUB	4993	28483	3885	16903
90210	GREEN TEA PACK < 3 KG	5089	17416	490	7026
90220	OTHER GREEN TEA(NOT FERMENTED)	94917	399263	118382	413440
90230	BLACK TEA & PARTLY FERMENT TEA	2931	7708	1990	2923
90240	OTH BLACK TEA,OTH PARTLY F.TEA	5091532	22984050	1949860	12889544
90300	MATE		10		44
90411	PEPPER,NEITHER CRUSH NOR GROND	225788	1075237	32974	439883
90421	FRUIT OF GENUS CAPSICUM DRIED	5	71562	30847	285363
90422	FRUIT OF GENUS CRUCHED/GROUND	6755	12973	11229	37520
90611	CINNAMON NOT CRUSHED OR GROUND	999	10042	2823	8540
90619	OTHER CINNAMON	11066	178302	33779	243995
90620	CINNAMON & TREE FLOWER,CRUSHED		81		
90710	CLOVES NEITHER CRUSHED/GROUND	21917	118400	24115	97792
90811	NUTMEG NEITHER CRUSHED/GROUND	6858	42183	16489	50109
90812	NUTMEG CRUSHED & GROUND	97	97		151
90821	MACE NEITHER CRUSHED/GROUND	15928	45253	13891	44730
90831	CARDAMOMS NITHER CRUSHED/GRO	132136	494402	57054	228914
90832	CARDAMOMS CRUSHED & GROUND		1128		
90921	SEEDS-CORIANDER NITHER CRU/GRO	49288	302119	34331	146893
90922	SEEDS-CORIANDER CRUSHED/GROUND	60	60	2781	8812
90931	SEEDS OF CUMIN (WHITE ZEERA)	64640	212271	38912	215491
90932	SEEDS CUMIN.CRUSH/GRO(W.ZEERA)		249		806
90961	CARAWAY,ANISE,FENL.,JUNI.N-CR/G	13574	41193	3962	50459
90962	CARAWAY,ANISE,FENEL,JUNI.CR/GR	2	1688		
91011	GINGER NEITHE CRUSHED/GROUND	772098	3228610	403106	2049157
91012	GINGER. CRUSHED OR GROUND	365	2504	497	2411
91020	SAFFRON, (ZAFRAN)		50		
91030	TURMERIC (CURCUMA)		5832	2475	25713
91091	MIXTU OF PROD H-09.04 TO 09.10		46151		151
91099	OTHER SPICES	897	7035	1546	4802
100119	DURUM WHEAT			1535775	18672757
100290	OTHER RYE				333
100390	OTHER BARLEY	47820	188582	18793	18834
100490	OTHER OATS	85532	697974	11794	103107
100510	SEED, MAIZE	917349	1193611	899490	2435047
100590	OTHER MAIZE (CORN)	36342	96293	210	5947
100610	RICE IN HUSK (PADDY OR ROUGH)	3915	22326	21606	211123
100630	SEMI/WHOLLY MILLED RICE/POLIS	11383	22718	5756	33888
100640	BROKEN RICE	20130	27099	4438	6775
100710	SEED GRAIN SORGHUM(JAWAR)				1839
100790	OTHER GRAIN SORGHUM(JAWAR)	1330	16094	706	3023
100810	BUCK WHEAT				4357
100821	MILLET (BAJRA)	833	48698		6565
100829	OTHER MILLET (BAJRA)	31088	304641	20367	56328
100830	CANARY SEED		7693		2655
100890	OTHER CEREALS	26	26		1263
110100	WHEAT OR MESLIN FLOUR	689	7394	29606	397608
110220	MAIZE (CORN) FLOUR	32	1962	305	355
110290	OTHER CEREAL FLOUR	43	63	537	1158
110311	GROATS AND MEAL OF WHEAT				1029
110313	GROATS&MEAL OF MAIZE (CORN)	2663	10584	2136	6768
110319	GROATS AND MEAL OF OTH CEREAL	249	371		

Contd.

## 10.11 Imports by Economic Categories (Detail)

(In Thousand Rupees)

ITEMS	NOVEMBER, 2015	FROM JULY, 2015	NOVEMBER, 2014	FROM JULY, 2014
110320	PELLETS OF OTHER CEREALS	8	8	
110412	ROLLED OR FLAKED, OATS.	18	874	427
110419	ROLLED/FLAKED GRAIN/OTH CEREAL		956	999
110422	OTHER WORKED GRAIN OF OATS	3768	15708	17804
110423	OTH WORK GRAIN OF MAIZE (CORN)	2936	4974	29
110429	OTH WORK GRAIN OF OTH CEREALS	134	349	1128
110510	FLOUR,MEAL&POWDER OF POTATOES	42050	156219	181316
110520	FLAKE,GRANULE/PELLETS POTATOES		2115	5746
110610	FLOUR,MEAL,POWDER,DRY LEGU VEG	25	25	215
110620	FLOUR,MEAL POWDER OF SAGO/ROOT	23	23	34
110630	FLOUR,MEAL POWDER PRD CHAPT-8		1359	
110710	MALT NOT ROASTED	1083	1083	2177
121020	HOP CONES,GROUND POWDER PELLET		1464	
121120	GINSENG ROOTS		632	2560
121229	OTHER SEAWEDS& OTHER ALGAE		1853	100534
121299	OTHER FRUIT STONE&KERNELS/VEG	284	284	468
121300	CEREAL STRAW & HUSKS,IN PELLET	25265	213840	421866
121410	LUCERNE (ALFALFA) MEAL&PELLETS			3910
121490	OTH SWEDES,MANGOLDS,FODDER,HEY			182
130120	GUM ARABIC	341	41750	10243
160210	HOMOGENISED PREP MEAT/EDB MEAT			120
160231	OTH PREP/PRESV MEAT OF TURKEY	1195	1195	259
160232	OTH PREP/PRESV MEAT OF FOWLS	47028	224396	182928
160239	OTH PREP/PRESV,MEAT OTH POLTRY	13497	35604	23767
160250	OTH PREP/PRES MEAT BOVIN ANIML	368	13110	18214
160290	OTH PREP MEA OFL,BLOOD ANIMAL			75
160300	EXTRACT/JUICE OF MEAT,FISH ETC	80	897	
160411	SALMON,FISH,WHOLE/PIE NOT MICE	19	86	36
160412	HERRING,WHOLE/FIECE NOT MINCED		5	102
160413	SARDINE,BRISL/SPRAT W/P N-MINC	40	116	27
160414	TUNAS,SKIP,JACK,BONITO,WHOLE/PC	107	546	711
160419	OTH FISH,WHOLE/PIECE NOT MINCE	6256	12523	8908
160420	OTH FISH PREPARED PRESERVED	2838	4901	6729
160510	CRAB,PREPARED OR PRESERVED.	93	103	8314
160529	OTH SHRIMPS&PRAWN PREPARED/PRE		130	
160540	OTH CRUSTACEANS,PREP/PRESERVED		150	
170112	BEET SUGAR RAW NOT CONT FLAVOR		1257	76
170114	OTH CANE SUGAR RAW.N-CON FL/CO		21	
170191	O.CANE/BEET SUGAR CON.FLAVI/COL	176	3163	
170199	OTH CANE/BEET SUGAR PURE SUC	40384	376375	358803
170211	LACTOSE & LACTOSE SYRUP WT 99%	50542	315846	547401
170219	OTH,LACTOSE AND LACTOSE SYRUP		7	18282
170230	GLUS SYP,DRY STAT FRVCT <20%	41851	286947	259592
170240	GLUCOSE/GLUCOSE SYRUP<20% FRUC		3	682
170250	CHEMICALLY PURE FRUCTOSE		242	614
170260	OTH FRUCTOS SYP,50% WT OF FRAC			164
170290	OTH SUGAR INCL INVERT SUGAR	45454	313216	299025
170410	CHEWING GUM,WH/NOT SUGA COATED	9388	45854	54051
170490	OTH SUGAR CONFECT NOT CON COCA	104765	388490	283669
180310	COCOA PASTE,NOT DEFATTED(LICOR	34590	99135	246464
180400	COCOA,BUTTER,FAT AND OIL	108851	395861	473437
180500	COCOA POWDER,NOT CON ADDED SUG	132481	490231	438543
180610	COCOA POWDER,CON ADDED SUGAR	64	4663	1318
180620	OTH PREPA WT2KG,PAS,BLOCK SLAB	22686	257852	424591
180631	OTH FOOD PREP COCOA BARS FILD	77504	183934	125756
180632	OTH FOOD PREP COC BAR NOT FILD		3068	4646
180690	OTH,FOOD PREP CONT COCOA LIQUD	37786	113276	109982
190110	FOOD PREP FOR INFANT USE	679859	3386477	3286228
190120	MIXES&DOUGHS FOR PREP BAKER	2339	40052	22403

Contd.

## 10.11 Imports by Economic Categories (Detail)

(In Thousand Rupees)

ITEMS		NOVEMBER, 2015	FROM JULY, 2015	NOVEMBER, 2014	FROM JULY, 2014
190190	OTH FOOD PREP OF FLOUR,MEAL	400486	1320980	236715	947420
190211	UNCOOK PASTA,NUT STUFD CON EGG	44	145	30	188
190219	OTHER,UNCOOKED PASTA.	8533	22764	3074	14019
190220	STUFFED PASTA,WHETH/NOT COOKED	4	990	38	112
190230	OTHER PASTA	2701	15602	1091	10053
190240	COUSCOUS WHETER OR NOT PREPARE		108		54
190300	TAPIOCA&SUBSTI PRE FRM STARCH	5536	19326	2396	35932
190410	PREP FOOD,SWLL/ROAS OF CEREALS	26771	134024	21192	89076
190420	PREP FOOD UNROAST CEREAL FLAKE	3148	6472	3319	15796
190430	BULGUR WHEAT		7		
190490	OTH PREP FOOD OBTAIN BY CEREAL	10295	80145	4581	48715
190510	CRISPBREAD AND BUNS		10		104
190531	SWEET BISCUITS	20319	59089	7029	25688
190532	WAFFELS AND WAFERS	28071	64827	9546	46295
190540	RUSK,TOASTED BREAD & PRODUCTS	4690	17439	4367	8781
190590	OTHER BAKERY PRODUCTS	20655	142131	19673	130576
200110	CUCUMBER,GHERKINS PREP/PRESERV	140	205		130
200190	OTH VEG FRUIT,NUT,PRES VIN/ACE	3390	7840	1280	8245
200210	TOMATOES,WHOLE/PIECE,PREP/PRSV	40	204	70	1149
200290	OTH,TOMATO/PRE/PRS O/TH VINGER	10211	158437	12031	140544
200310	MUSHROOM,PREP/PRSV O/TH VINHER	376	23504	6980	20100
200390	OTH MUSHROOM&TRUFFLE PREPARED	226	494	2028	3360
200410	POTATO,PREP/PRSV,O/TH VINGERS	74627	299188	54035	193208
200490	OTH VEG MIX/VEG PREP O/TH VING	2334	5279	1575	35288
200510	HOMOGENIZED VEGETABLES		1044	103	439
200520	POTATO PREP O/TH VING NOT FROZ	2518	12355	1863	8055
200540	PEAS PREP O/TH VINGER NOT FROZ	38	1616	200	2081
200551	BEAN SHELD PREP O/TH VING N/FZ	396	844	300	1557
200559	OTH BEAN PREP O/TH VING NOT FZ	80	3884	1399	9742
200560	ASPARAGUS,PREP O/TH VING N-FZ	34	394		
200570	OLIVES PREP O/TH VING NOT FROZ	18733	50540	10331	47141
200580	SWEET CORN,PREP/PRESV NOT FROZ	6117	20100	2815	17943
200591	OTH VEGETABLES& MIXTURE OF VEG	81	674	21	162
200599	OTH VEGE PREPARED OR PRESERVED	2246	12763	4142	12312
200600	VEG,FRUIT,NUTS,PEEL PRE BY SUG	1041	4637	63	1034
200710	HOMOGENENISED PREPARATIONS	222	641	43	215
200799	OTH JAM,FRUIT,JELLY,MARMALADE	3330	15721	5548	19136
200811	GROUND NUTS,PREP/PRESERVED	594	5765	230	517
200819	OTH NUTS/SEED INCL MIXTURES	2168	40532	534	10093
200820	PINEAPPLES,PREPARED/PRESERVED	22915	138935	12570	167610
200830	CITRUS FRUIT,PREPARE/PRESERVED		27757		23431
200840	PEARS,PREPARED OR PRESERVED	870	932		2560
200850	APRICOTS,PREPARED OR PRESERVED		141		
200860	CHERRIES,PREPARED OR PRESERVED	2958	9658	1045	7361
200870	PEACHES,PRPARED OR PRESERVED		14271	14293	74808
200880	STRAWBERRIES,PREPARE/PRESERVED	897	3220	983	2879
200897	MIXTURES OF FRUITS,NUTS&PLANTS	23340	142478	10430	161965
200899	OTH FRUITS,NUT/EDIBLE PLANTS	648	14975	2207	11115
200911	ORANGE JUICE,FROZEN		10648		7192
200912	ORANGE JUICE,NOT FROZEN		310		
200919	OTHER ORANG JUICE	15609	86673	39376	304907
200921	GRAPEFRUIT JUICE,BRIX VAL=20			117	119
200929	OTHER GRAPE FRUIT,JUICE	169	192		138
200939	OTH JUICE OF ANY CITRUS FRUIT		7402		2525
200941	PINEAPPLE JUICE ,BRIX VAL=20		502		
200949	OTHER PINEAPPLE JUICE	382	48429	4216	53939
200961	GRAPE JUICE INCL GRAPE MUST				448
200969	OTHER GRAPE JUICE	29132	107619	24003	221211
200971	APPLE JUICE ,BRIX VAL=20				1513

Contd.



## 10.11 Imports by Economic Categories (Detail)

(In Thousand Rupees)

ITEMS		NOVEMBER, 2015	FROM JULY, 2015	NOVEMBER, 2014	FROM JULY, 2014
200979	OTHER APPLE JUICE	5	19971	34892	136995
200989	OTHER JUICE OF FRUIT/VEGETABLE	23119	122483	24144	66231
200990	MIXTURES OF JUICES	9038	24397	220	20450
210111	EXTRACT,ESSENCE/CONC COFEE/PRE	43932	184325	112062	259666
210112	PREP WITH A BASIS OF EXTRA/COF	347	6337	776	3542
210120	EXTACT,ESSENCE ETC OF TEA MATE	6216	13287	1643	11107
210130	ROASTED CHICORY/OTH COFEE/SUB	16	16	415	415
210210	ACTIVE YEASTS	76081	244261	32885	208146
210220	INACTIVE YEASTS,OTH SINGL CELL	2200	7934		5
210230	PREPARED BAKING POWDERS	64	7052	46	13762
210310	SOYA SAUCE	14594	75161	15922	84168
210320	TOMATO KETCHUP/OTH TOMATOSAUC	21989	66999	4782	23644
210330	MUSTARD FLOUR/MEAL/PREP MUSTAR	225	4041	547	3905
210390	OTH SAUCES PREP/MIX SEASONING	31192	115504	15269	86813
210410	SOUPS/BROTHS & PREP THEREOF	947	1157	107	769
210420	HOMOGENISE COMPOSITE FOOD PREP	15	234	10	30
210500	ICE CREAM,OTH EDIBLE ICE	81	10018	3469	13466
210610	PROTEIN CONCENTRATE/TEXT PROT	3809	16803	1193	12842
210690	OTH FLAVOURING POWDER/CONCT	520302	2042976	297025	4420394
220110	MINERAL WATERS/AERATED WATERS	434	6267	643	6694
220190	OTH,NATURAL/ARTIFICIAL WATERS	1393	4957	21	1789
220210	WATER,MINERAL/AERATED WATER	30273	179950	35787	233861
220290	OTH WATER/OTH NON ALCOLIC BEVG	9142	67474	3160	46132
220300	BEER MADE FROM MALT	222	2779	1184	6346
220410	SPARKLING WINE	2894	5787	1055	7108
220421	OTH WINE OF FRESH GRAPES<2LT	565	565		163
220429	OTH WINE OF FRESH GRAPES>2LT	1080	1225	354	354
220820	SPIRIT OBT BY DISTIL GRAPEWINE			1374	4343
220830	WHISKIES	85	3133	6363	12450
220840	RUM&OTH SPIRITS DISTILL SUGAR				46
220850	GIN AND GENEVA	78	109	124	559
220860	VODKA	7	154	546	1730
220870	LIQUEURS AND CORDIALS		17	135	392
220890	OTH SPIRIT/SPIRITOUS BEVERAGES	291	341	152	580
220900	VINEGAR&SUBSTITUTE,ACTIC ACID	2200	7270	1049	7236
230110	FLOURS,MEALS,PELLETS,OF MEAT	538	538		7
230120	FLOURS,MEALS,PELLETS,OF FISH	5381	79777	13938	36585
230230	BRAN SHARP & RESIDUES OF WHEAT		468		
230240	BRAN SHARP RESIDUE OF OTH CERL				854
230250	BRAN SHARP RESIDUE LEGUM PLANT	1571	6969		
230310	RESID.STARCH MANUF&SIM RESIDUE	1381	1381	1690	1690
230330	BREWING/DISTILLING DREGS/WASTE	11556	41954	11147	47685
230400	OIL-CAKE/OTH S/RESID SOYABEAN	1710380	22065787	5287968	23660839
230620	OIL CAKE/OTH RESIDUE,LINSEEDS			6	1258
230630	OIL CAKE/OTH SUNFLOWER SEEDS				6376
230641	OIL CAKE/OTH RESID COLZA SEEDS				133065
230649	OIL CAKE/OTH RESID RAPE SEEDS			7573	65269
230650	OIL CAKE/OTH RESIDUES,COCONUT		16		721
230660	OIL CAKE/OTH RESIDUE,PALM NUTS	48742	781973	69235	638934
230690	OIL CAKE/OTH SOLID RESIDUE,VEG		1289		2448
230910	DOG/CAT FOOD,PUTUP RETAILSAL	13809	52699	11582	51816
230990	OTH,PREP USED IN ANIMAL FOOD	508610	2197200	451884	2161486
240110	TOBACCO,NOT STEMMED/STRIPPED		58	40	40
240210	CIGAR,CHEROOTS CONTAIN TOBACCO	314	721	66	417
240220	CIGARETTES CONTAINING TOBACCO		115017	99	93250
240290	CIGAR,CHEROOTS/TOBACCO SUBST	64	83	2	464
240391	HOMOGENISE/RECONSTITUTE TOBACO				3153
240399	OTH MANUFACTURED TOBACCO/EXTR	2145	9996	563	3539
271012	LIGHT OILS AND PREPARATIONS	19132618	96731035	18619590	99542509

Contd.

## 10.11 Imports by Economic Categories (Detail)

(In Thousand Rupees)

ITEMS		NOVEMBER, 2015	FROM JULY, 2015	NOVEMBER, 2014	FROM JULY, 2014
271019	KEROSENE,INCL KER.TY. JET FUEL	651590	2503359	84265	4323416
293500	SULPHONAMIDES	137847	851980	153698	978342
293621	VITAMIN A ITS DERIVATIVE UNMIX	22098	118359	33758	97522
293622	VITAMIN B1/ITS DERIV UNMIXED	24887	108456	21594	80238
293623	VITAMIN B2/ITS DERIV UNMIXED	15162	94104	16069	70352
293624	D-,DL-PANTOTHENIC ACID(VITB3B5	20507	115513	27976	131985
293625	VITAMIN B6/ITS DERIV UNMIXED	37985	160677	37457	136456
293626	VITAMIN B12/ITS DERIV UNMIXED	25396	207539	31386	147553
293627	VITAMIN C/ITS DERIVATIVE UNMIX	30694	171156	60403	178075
293628	VITAMIN D/ITS DERIVATIVE UNMIX	64229	261015	74260	273353
293629	OTH VITAMIN/ITS DERIV UNMIXED	58884	432922	70909	235788
293690	OTH INTER-MIXTURE PROVITAMINS	7205	126769	23374	60096
293712	INSULINE AND ITS SALTS		34413		93231
293719	OTHER POLYPEPTIDE HARMONES	10812	43486	11783	42124
293721	CORTISONE/HYDRO/PREDNISON ETC	32101	170420	36348	162570
293722	HALOGENATE DERIV ADERNAL HORMN	81963	416319	76840	374444
293723	OESTROGENS AND PROGESTOGENS	89430	563262	113487	558437
293729	OTH,STEROIDAL HARMONES,DERIVAT	32918	117664	13606	131445
293750	PROSTAGLANDINS,THROMBOXANES&DR	8776	52562	6382	36742
293790	OTH HORMONES/ITS DERIVATIVES	19720	131855	25474	145842
293810	RUTOSIDE(RUTIN)/ITS DERIVATIVE		1797		1422
293890	OTHER, GLYCOSIDES	13999	266834	8841	67629
293911	CONCENTRATES OF POPPY STRAW	6425	41599	2975	97793
293919	OTH ALKALOIDS OF OPIUM/DERVATI	12327	63237	5057	56613
293920	ALKALOID CINCHONA/DRV SALT		4481	94	8841
293930	CAFFEINE AND ITS SALTS	33024	182519	10473	198493
293949	OTHER,EPHEDRINE AND ITS SALTS		81921		50157
293959	OTH THEOPHYLLINE/AMINOPHLLINE	14362	92140	17958	109907
293962	ERGOTAMINE (INN) AND ITS SALTS			1231	1231
293969	OTH ALKALOID OF RYE ERGOT/SALT	681	5957		135190
294000	SUGARD O/T SUCROSE/LACTOSE ETC	43341	219125	77827	294439
294110	PENCILLINE/DERV/ACID/SALT ETC	20109	80697	22367	140899
294120	STREPTROMYCIN/DERIV/SALT THROF	1522	51834	3851	46569
294130	TETRACYCLINE/DERIV/SALT THROF	53165	308176	33992	231679
294140	CHLORAMPHENICAL/DERIV/SALT	12029	80835	14211	52504
294150	ERYTHROMYCIN/DERIV/SALT THROF	146256	827614	107544	807763
294200	OTHER ORGANIC COMPOUNDS.	23402	109337	16729	72333
300190	OTH GLAND ORGAN,EXTRACT,HAPRIN		761		245
300210	ANTISERA/OTH BLOOD FRAC MODIFY	16495	40519	3669	49922
300220	VACCINES FOR HUMAN MEDICINE	1703104	9264486	2926011	16286492
300230	VACCINE VETERINARY MEDICINE	328141	1353740	261727	1556148
300290	OTH HUMAN/ANIMAL BLOOD,THERAPC	31838	186758	100166	373611
300310	MEDICAMENT PENCILLIN DERV/ACID		1554		31424
300320	MEDICAMENT OTH ANTIBIOTICS	8732	66986	4390	57346
300331	MEDICAMENTS CONTAINING INSULIN		1937		
300339	OTH,MEDICEMENT HARMONE ANTIBTC	16791	218930	78821	370351
300390	OTH MEDICEMENT NES-NOT-R-SALE	43327	339151	200450	568993
300410	MEDICAMENT,PENCILLIN DERV/ACID	782	21674	3567	112601
300420	MEDICAMENT OTH ANTIBIOTICS	187312	887773	186693	1122832
300431	MEDICAMENT INSULIN NOT ANTIBTC	278201	1247606	263743	1394556
300432	MEDICIMENT ADERN CORTC HARMONE	54412	166619		39392
300439	OTH MEDICIMETHARMONE NOT ANT	156953	546183	200974	730992
300440	MEDICAMENT ALKALOID DERV ANTI		4941	30697	192761
300450	OTH MEDICAMENT VITAMIN/OTH PRO	19898	67247	22447	235378
300490	OTH MEDICAMENT THERAPEUTIC USE	2777161	10221565	2544415	13393015
300510	SURGICAL TAP IN JAMBO ROLLS	37804	203553	41237	176569
300590	OTH WADDING,GAUZE,BANDAGE ARTI	8002	114643	37087	90408
300610	STERILE SURGICAL CATGUT, ETC	327103	787675	59876	583363
300620	BLOOD-GROUPING REAGENTS		586	33	1157

Contd.

## 10.11 Imports by Economic Categories (Detail)

(In Thousand Rupees)

ITEMS		NOVEMBER, 2015	FROM JULY, 2015	NOVEMBER, 2014	FROM JULY, 2014
300630	OPACIFY X-RAY EXAM DIAGNOSTIC	1222	2701	1172	5491
300640	DENTAL CEMENT/DENTAL FILLING	1515	60424	14749	65772
300650	FIRST AID BOXES AND KITS.	19	12729		2926
300660	CHEMICAL CONTRACEPTIVE HORMONE	72	194419	214143	492287
300670	GEL PREP HUMAN/VETERINARY USE	221	15418	1587	23002
300691	APPL IDENTIFIABLE, OSTOMY USE	7901	19608		14093
321519	PRINTING INK EXCL. BLACK	192188	825606	90080	562929
321590	OTH WRITING/DRAWING/OTH INK	36819	128784	21618	104242
330112	ESSENTIAL OIL OF ORANGE	314	42200	2030	40151
330113	ESSENTIAL OIL OF LEMON	23	3845	351	14735
330119	OTH ESSENTIAL OIL/CITRUS FRUIT	1359	135376	34	113548
330124	ESSENTIAL OIL OF PEPRAMINT	1598	5745	1641	6246
330125	ESSENTIAL OIL OF OTHER MINTS	3633	13224	186	7138
330129	OTH ESSENTIAL OIL O/T CIT FRUT	4342	24198	4051	21492
330130	RESINOIDS	2062	2862	98	1269
330190	OTH,CONCENTRATE ESSENT OIL NS	2398	47254	5603	41206
330210	MIXTURE ODORIFEROUS SUBS&MIXT	176976	1310673	159363	977059
330290	OTH,MIXTURE,ODORIFEROUS SUBST	441683	1954947	270057	1647722
330300	PERFUMES AND TOILET WATERS	49726	291683	41479	264355
330410	LIP MAKE-UP PREPARATIONS	20666	94311	16199	87627
330420	EYE MAKE-UP PREPARATIONS	15858	88087	15691	78238
330430	MANICURE/PEDICURE PREPARATIONS	7822	45139	5813	32368
330491	POWDER WHETHER/NOT COMPRESSED	22199	185158	27785	155897
330499	OTH,BEAUTY/MAKE-UP PREPARATION	196195	776699	164266	643477
330510	SHAMPOOS	319648	1850503	298130	1475666
330520	PREP PERMANENT WAVING/STRAIGHT	8375	42975	5260	28021
330530	HAIR LACQUERS	111	158	173	696
330590	OTH PREP USE ON HAIR	72394	378077	71811	334101
330610	DENTIFRICES	44937	151258	9744	103453
330620	YARN,CLEAN TEETH(DENTAL FLOSS)	121	358	23	565
330690	OTH,PREP ORAL/DENTAL HYGIENE	2264	9867	452	8233
330710	PRE/AFTER SHAVE PREPARATION	30889	152899	15765	103423
330720	PERSONEL DEDORANT&ANTIP RSPRNT	45489	236314	27775	202052
330730	PERFUMED BATH SALT/OTH PREP	64	5630	238	2714
330741	AGARBATTI/OTH ODORIFEROUS PREP		372	182	1016
330749	OTH PREP PERFUMING ROOM/RELIGS	15942	97156	22473	101927
330790	OTH,DEPILATORY/PERFUM ETCPREP	4663	21258	2035	14344
340111	SOAP&ORGANIC SURFAC-ACTIV PROD	167760	1026757	189635	968886
340119	OTH,SOAP ORG-SURFAC-ACT PROD	14873	62114	12680	89560
340120	SOAP IN OTHER FORMS	72412	328462	29889	343409
340130	ORGANIC SURFACE ACTIVE PRODUCT	30533	148066	30325	123815
340211	ORGANIC SURFACE-ACTIVE AGENT	388843	1652982	326160	1512050
340212	ORGANIC SURFACE ACTIVE CATIONC	26783	61325	22061	61974
340213	ORG SURFACE ACTIVE NON-IONIC	305886	1593951	245302	1370864
340219	OTH ORG SURFACE ACTIVE AGENT	19838	89110	19929	181850
340220	ORG SURF PREP PUTUP FOR R-SALE	12196	75460	27114	189841
340490	OTH, ART/PREP WAXES	103794	486735	94915	550105
340510	PO/CREAM FOR FOOTWEAR/LEATHER	12947	56231	9142	75641
340520	POL/CREAM/PREP, WOOD FURNITURE	1341	8908	3979	18044
340530	POL/CREAM/PREP, COACHWORK/METAL	103	7167	568	7389
340540	SCOURING/PASTE/POWDER/OTH PREP	597	916	15	498
340590	OTH POL/CREAM/PREP,F-WEAR/LETH	17260	61468	7845	52064
350190	OTH CASEINATE DERIV CASEN GLUE	3020	4836	5602	24956
350211	EGG ALBUMIN DRIED		18062		10446
360300	SAFETY FUSES DETONATING FUSES		69487	23824	66905
360500	MATCHES O/T PYROTECHNIC	5853	63254		
360610	LIQUID/LIQUEFIE GAS FUEL	1345	5367	31	688
391740	FITING FOR TUBE ETC OF PLASTIC	30121	192619	31602	155233
391810	FLOOR COVERING OF POLYMERS V-C	17304	95996	10774	124025

Contd.

## 10.11 Imports by Economic Categories (Detail)

(In Thousand Rupees)

ITEMS	NOVEMBER, 2015	FROM JULY, 2015	NOVEMBER, 2014	FROM JULY, 2014	
392190	OTH PLATE,SHEET ETC OF PLASTIC	201858	791823	109163	634155
392210	BATH,SHOWER WASH BASIN OF PLAS	3525	22179	1776	16656
392220	LAVATORY SEAT/COVER OF PLASTIC	3382	10496	1499	7028
392290	OTH FLASH/SIM SANITARY PLASTIC	4664	22995	7085	27846
392310	BOXES,CASES,CRATES PLASTIC	63704	256529	66568	311908
392321	SACK&BAG OF POLYMER OF ETHYL	99131	423746	86687	348899
392329	SACKS & BAG OF OTHER PLASTICS	32552	112906	22260	231825
392330	CARBOYS,BOTTLES,FLASKS ETC	56760	242106	42373	266606
392340	SPOOLS,COPEES,BOBINS ETC PLASTC	14915	89280	12084	105540
392350	STOPPERS,LIDS,CAPS ETC OF PLAS	93272	505321	84870	578218
392390	OTH ARTICLES FOR CONVEYANCE NS	10815	99228	5247	104514
392410	TABLEWARE KITCHENWARE OF PLAST	65564	170617	11723	90541
392490	OTH,HOUSEHOLD/TOILET ARTICLES	24040	116252	22618	99037
392510	RESERVOIRS,TANKS,VATS>300 LTRS	5	6824	23	874
392520	DOOR,WINDOWS FRAME&H-HOLD PLAS	178	4388	181	29284
392530	SHUTTERS,BLINDS&PARTS OF PLAST	24	988	497	5582
392590	OTH,BUILDER-WARE OF PLASTIC,NS	71153	622097	47212	241486
392610	OFFICE/SCHOOL SUPPLY PLASTIC	9016	61042	7208	41869
392620	ARTICLE OF APPAR CLOTHING PLAS	7408	34758	12202	69236
392630	FITTING FOR FURNITUR/COACH PLA	93	2730	152	3651
392640	ORANMENTAL ARTICLES OF PLASTIC	48795	218401	24433	186521
400942	TUBE,PIPERUB WITH OTH.METL.FIT	3494	20508	2610	24861
401011	CONVEYOR BELTS WITH METALS	4	1936		6090
401012	CONVEYOR BELTS WITH TEX-METACS	54846	214486	38791	234239
401019	OTH CONVEYON BELT OR BELTING	26245	137507	27243	157864
401031	TRANSMISSION BELTS 60-180 CM	26311	135004	26348	107655
401032	TRANSMISSION OTH BELT 60-180 CM	28265	150170	30298	138520
401033	TRANSMISSION BELT 180-240 CM	197	3562	1456	9161
401034	TRANSMISSION BELT OTH 180-240CM	503	3520	103	2011
401035	TRANSMISSION SYN.BELT 60-150CM	1857	5567	3280	7801
401036	TRANSMISSION SYN.BELT 150-198CM	69	514	172	737
401390	OTHER INNER TUBES,OF RUBBER	6632	38235	9568	43000
401410	SHEATH CONTRACEPTIVES	35165	301256	169765	786008
401490	OTH HYG/PHARMACEUTICAL ARTL	7430	22316	1815	17403
401511	GLOVES,RUBBER,SURGICAL	49379	194684	22374	152967
401519	OTHER GLOVES,RUBBER	39583	114145	14372	75131
401590	OTH ARTI APPRL/CLOTH ALL PURPS	1409	13474	1193	40966
401610	ARTICLES OF UNHARD CEL VUL RUB	13306	69641	12981	58202
401691	FLOOR COVERING & MATS, RUBBER	3617	15045	1220	19385
401692	ERASERS, RUBBER	31578	110109	34005	122252
401693	GASKETS,WASHERS,SEALS,OF RUBB	148488	646207	101323	606150
401694	BOAT/DOCK FENDERS,OF RUBBERS	17170	24097	871	1443
401695	OTH INFLATABLE ARTICLE OF RUBB	279	14574	4688	14645
401699	OTH ARTICAL UNHARD VUL RUBBER	161970	853632	163126	770683
420100	SADDLERY&HARNESS FOR ANIMALS	32	406	10	379
420211	TRUNKS,SUITCASE,VANITY-CASES	2423	11704	1229	15155
420212	TRUNK,SUITCA,SATC ETC PLAS/TEX	85773	419739	58572	365631
420219	OTH TRUNK,SUITCASE,VANITY-CASE	2341	14020	976	7609
420221	HANDBAG,COMP/PATENT LEATHER	76678	267404	46431	259353
420222	HANDBAGS,PLASTIC/TAXT MATERIAL	7676	42290	6402	51448
420229	OTH HANDBAGS,WITHOUT HANDLES	91579	245400	20253	115457
420231	ARTI.CARIED.IN POCKET. LEA/COM	3411	20739	2350	10597
420232	ARTIC CARIED IN POCK TAXT MATE	2794	8078	1075	5749
420239	OTH,ARTI CARRIED IN HAND/POCKET	14602	53295	4955	23036
420291	OTH CONTAINER O/S OF LEA/COMPS	1533	3880	32	1529
420292	OTH CONTAINER O/S PLAS/TEXTILE	6711	12413	377	7085
420299	OTH CASES VULCANISED FIB/PBOA	4260	11125	1969	21810
420310	ARTICLES OF APPAREL		10649	71	30258
420321	GLOVES,MITTENS & MITTS SPORTS	133	782	74	1851

Contd.

## 10.11 Imports by Economic Categories (Detail)

(In Thousand Rupees)

ITEMS		NOVEMBER, 2015	FROM JULY, 2015	NOVEMBER, 2014	FROM JULY, 2014
420329	OTH LEATHER GLOVES	167	7765	917	8129
420330	BELTS AND BANDOLIERS	11884	97861	13825	95426
420500	OTH ART LEA/COMP LEA TECHNICAL	179	2962	499	6989
430230	WHOLE SKINS&CUTTINGS ASSEMBLED	210	221		
430310	ARTI APPAR CLOTH ACCE FURSKIN			10	323
430390	OTHER, ARTICLES OF FURSKINS				2451
430400	ARTICLE OF FUR&ARTICLE THEREOF	2525	5953	1880	10635
440131	WOOD PELLETS			1147	2339
440139	SAW DUST & WOOD WASTE & SCRAP		5388	4	3916
440210	WOOD CHARCOAL OF BAMBOO NOT AG	75	2322	182	1636
441300	DENSIFIED WOOD,BLOCK,PLATE,ETC	3311	11040	1568	11591
441600	CASK,BARREL,VAT,TUB&OTH PRODC				1
441890	OTH BUILDERS JOINERY/CARP WOOD	36446	225719	22645	156027
441900	TABLEWARE&KITCHENWARE OF WOOD	3262	16603	1627	15175
442010	STATUETTES/OTH ORNAMENT WOOD	334	1194	36	401
442090	OTH WOOD MARQUETRY&INLAID WOOD	5031	36800	3376	34066
442110	CLOTHES HANGERS OF WOOD	406	6046	1013	5651
450490	OTH, ARTICLES AGLOMERATED CORK		27	981	987
460121	MATS,MATTING&SCREEN OF BAMBOO	210	3135	385	1910
460129	OTH MATS,MATTING&SCREN VEG MAT				1
460199	OTH PLATING MATERIAL N.E.S		880	373	2458
460211	BASKETWORK&OTH ARTICL OF BAMBO	80	1304	1205	2699
460212	BASKETWORK&OTH ARTIC OF RATTAN		242		
460219	BASKETWORK&OTH ART OF VEG MATE	102	2314	665	1449
481200	FILTER BLOCK,SLAB OF PAPERPULP	1940	1940		
481310	CIGRETTE PAPER IN BOOKLET/TUBE		22	28	77
481490	OTHER WALLPAPER & COVERINGS.	145	320	212	1678
481620	SELF-COPY PAPER	13	13		
481690	OTHER COYING PAPER, C/T SIZE.	1297	3897		4051
481710	ENVELOPES	690	5550	832	5362
481720	LETTER CARDS, PLAIN POSTCARDS	490	2383	113	392
481730	BOXES,POUCHES,PAPER STATIONERY	340	12868	369	4554
481810	TOILET PAPER	1385	58294	7657	33976
481820	HANDKERCHIEFS, TISSUES&TOWELS	12968	46329	7908	40523
481830	TABLE CLOTHS & SERVIETTES	812	6975	3291	6277
481850	ARTICLES OF APPAREL&CLOTHING	134	447	358	999
481890	OTH ARTI LINEN,P&P GARMET/ASSE	3310	25678	3302	16538
481910	CARTON,BOXE&CASES CORR U PAPE	25111	179247	61705	314530
481920	FOLD/CARTO/BOXE&CASE, NON-CURRU	12345	49936	15333	65088
481930	SACKS&BAGS WITH BASE 40CM/MORE	1157	8243	3948	12580
481940	OTH SACKS&BAGS,INCLUDING CONES	8357	34564	582	21026
481950	OTH PACKING CONTAINERS/RE-SLEE	510	6840	843	18039
481960	BOX FILES,LETTER TRAYS,BOX,OFF	2535	20408	1586	22827
482010	REGISTERS,LETTER PADS,DIARIES	8754	60757	6687	35784
482020	EXERCISE BOOKS	391	1192	552	2134
482030	BINDERS,FOLDERS&FILE COVERS	2594	20714	4292	11411
482040	MANIFOLD BUSINESS FORMS/CARBON	63	549	138	286
482050	ALBUMS FOR SAMPLES/COLLECTIONS	479	3054	325	1801
482090	OTH BOOK COVER,BLOTING PAD,NES	23399	128863	1173	10434
482110	P&P.BOARD LABLES PRINTED ALL=K	12010	96924	14684	191957
482190	OTH,P&P/BOARD LABLES NOT PRINT	66115	235979	58080	572819
482210	BOBBINS, SPOOLS, CAPS , PULP.	1836	8681	2430	8697
482290	OTHER,BOBINS,SPOOL,CAPS ETC.PA	5858	36192	5586	30978
482320	FILTER PAPER AND PAPERBOARD	3510	61480	4708	67092
482340	ROLLS,SHEETS AND DIALS,PRINTED	2574	5546	901	3118
482369	OTH TRAY,DISH,PLATE,CUP,P&BORD	17081	61059	9760	49902
482370	MOULDED/PRESSED ARTICL P-PULP	155	3624	1162	5028
482390	OTH,ARTICLES OF PAPER PULP,CEL	24073	97524	14977	114979
490110	PRINTED BOOKS IN SINGLE SHEETS	2433	13401	2029	13732

Contd.

## 10.11 Imports by Economic Categories (Detail)

(In Thousand Rupees)

ITEMS		NOVEMBER, 2015	FROM JULY, 2015	NOVEMBER, 2014	FROM JULY, 2014
490191	DICTIONARIES AND ENCYCLOPAEDIA		4285	94	19273
490199	OTHER,PRINTED BOOKS/BROCHURES	169244	834683	241666	988315
490210	NEWSPAPERS,JOURNAL 4-TIME/WEEK		8	6	2499
490290	OTHER NEWSPAPER,JOURNALS PERIO	5162	22927	5805	26919
490300	CHILDREN DRAWING/COLOUR BOOKS	1301	7088	1875	5327
490400	MUSIC, PRINTED IN MANUSCRIPT.		6		1
490510	GLOBES	18	73		725
490591	OTH PRNTD MATER BOOK FORM/ATLS	238	238	61	75
490599	OTH MAPS AND HYDROGRAPHIC/W-PA	101	606	26	842
490600	PLANS/DRAWINGS FOR ARCHITECTS	3140	56917	34726	155959
490700	BANKNOTE,CHEQUE,STAMP,BOND ETC	2876	179976	1338	4090093
490810	TRANSFERS ,VITRIFIABLE.	52	1048	246	2867
490890	OTH,TRANSFERS(DECALCOMANIAS)	6343	25079	8432	30025
490900	PRINTED/ILLUSTRATED POSTCARDS	4345	22510	3991	20624
491000	CALENDAR OF ANY KIND PRINTED.	6109	8280	6666	8205
491110	TRADE ADVERTISING MATERIAL.	9334	76592	13154	89529
491191	PICTURES,DESIGNS&PHOTOGRAPHS	685	3177	2468	5601
500710	FABRICS OF NOIL SILK	55	517	417	2042
500720	OTH FAB CON>80% WT OF SILK	172843	836478	60263	347805
511111	WOVEN FABRICS CARDED WOOL,85%	4749	70196	13496	124855
511119	OTH WOVEN FABRICS CARDED WOOL	3865	65702	697	5197
511120	OTH MIXED MAN-MADE FILAMENTS				48
511130	OTH MIXED MAINLY/SOLELY M-MADE		115		152
511190	OTH WOVEN FAB CARDED WOL/HAIR	10786	67761	5218	30555
511211	WOVEN FAB.COMBED WOOL 85%/HAIR		36482	1836	85496
511219	OTH WOVEN FAB COMBED WOOL 85%>	12544	45606	638	57696
511220	OTH WOVEN FAB.COM.WOLL MIX.MMF		40	150	329
511230	OTH WOV.FAB.COM.WOOL MIX.M/MSF		20556	14852	74344
511290	OTH WOV.FAB.CARDE WOOL/FA-HAIR	820	12499		9107
520790	OTHER,COTTON YARN PUT UP SALE	1127	3083		5513
520811	WOV FAB COT WT<100G/SQM UNBLEA				146
520812	WOV FAB COT WT>100G/SQM UNBLEA		5634		18286
520819	OTHER WOVEN COTTON FAB UN-BLH	2604	96597	1484	8717
520821	WOV FAB COT WT<100G/SQM BLEACH	5614	5614	3542	3542
520823	WOV FAB COT 3/4 THRD TWIL BLEC				345
520829	OTH WOVEN FAB OF COTTON BLEACH		2230	116	1772
520831	WOV FAB COT WT 100G/SQM DYED	1119	6636	255	2223
520832	WOV FAB COT WT>100G/SQM DYED		6213	2439	59491
520839	OTH COTON WOV FAB<2000/SQM DYE	5969	11786	92	10098
520841	WOV FAB COT WT 100G/SQM COLOUR		1339	126	5409
520842	COTON WOV FAB WT>100G/SQM COLO	30982	128209	16083	113941
520843	COTTON WOV FAB 3/4 THREAD TWIL		249		894
520849	OTH WOV FAB WT 200G/SQM	3946	9051	7071	12339
520851	COTON WOV FAB 100G/SQM PRINTED	21412	268975	42496	221335
520852	COTON WOV FAB>100G/SQM PRINTED	31783	128236	766	17797
520859	OTH COT WOV FAB 200G/SQM PRINT	16051	20165	6669	19354
520911	WOV FAB COT WT>200G/SQM UNBLAC		1389		
520912	COTTON WOV FAB 3-4THREAD UN-BL	135	135		
520919	OTH COT WOV FAB>200G/SQM UNBLE	1581	1674		1165
520921	COTTON WOV FAB BLEACH>200G/SQM		61098	14179	38321
520929	OTH COT WOV FAB BLE W>200G/SQM	465	11057	60	568
520931	COTTON WOV FAB DYED>200G/SQM			214	3360
520932	COTTON WOV FAB DYED 3-4 THREAD		329		585
520939	OTH COT WOV FAB DYED>200G/SQM	9608	22957	5769	38785
520941	COT WOV FAB>200G/SQM 85% COT			1620	1872
520942	COTTON WOV FAB DENIM>200G/SQM	5726	140851	65170	209484
520943	WOV FAB 3-4-THREAD TWILL>200G			27	81
520949	OTH WOV FAB CONT 85% COT/YARN	2100	11327	43	1711
520951	COTTON WOV FAB PRINTED>200GSQM				176

Contd.

## 10.11 Imports by Economic Categories (Detail)

(In Thousand Rupees)

ITEMS		NOVEMBER, 2015	FROM JULY, 2015	NOVEMBER, 2014	FROM JULY, 2014
520959	OTH WOV FAB PRINTED>200G/SQM	210	10043	4491	35976
521011	COT W-FAB MIX MMF W200G/SQMUNB		212	79	79
521019	OTH W-FAB COT MIX MF200GSQM UB	13841	13957	363	745
521021	W-FAB COT MIX-MMF WT 200G/SQM	11661	14633		
521029	OTH W-FAB COT 85%,MMF 200G-BL	43	7526		43
521031	COT WOV FAB MX-MMF200G/SQM DYE		1107		7170
521032	W-FAB3/4THR MX-MMW 200G/MW DYE				452
521039	OTH W-FAD COTMX MF W200G/SQMDY	2415	2549		4693
521041	W-FAB COT MX-MMF 200G/SQM	5071	13788	307	1500
521049	OTH W-FAB COT MX-MMF W200G/SQM	5527	9534	144	226
521051	W-FAB COT MIX,MF W200G/SQM PRI	1974	4708		3036
521059	OTH W-FAB COT,MMF W 200G PRINT	5887	38978	13011	42360
521112	COT FAB 3-4THREAD MIX>200G UNB		31		
521119	OTH W-FABCOT,MF W>200G/SQM UNB	12172	29451	24349	67279
521120	W-FAB COT WT<85% MIX MMF-BLEA	1071	2034	1451	3536
521131	WW-FAB COT,MMF W>200G/SQM DYED	10832	10832		
521132	WOV FAB 3-4THREAD MIX>200GDYED			4338	6796
521139	OTH W-FAB COT,MMF W>200G DYED	820	4780	426	10259
521142	W-FAB COT DENM,MX MFW>200G/SQM	940	37271	15004	117581
521143	WOV FAB 3-4THR MX-MFW>200G/SQM	54	54		
521149	OTH W-FB COT CLO YRN MMF>200G		2267		2804
521159	OTH W-FAB COT,MF,W>200G/SQM PR		1943	602	2620
521211	OTH COT W-FAB UN-BL W 200G/SQM				83
521212	OTH COT W-FAB BLECH W 200G/SQM	164	404		
521213	OTH COT W-FAB DYED W 200G/SQM	897	1635		2376
521222	OTH COT WOV FAB BLEAC>200G/SQM		7122		6095
521223	OTH COT WOV FAB DYED>200G/SQM	1971	10554	3827	4610
530890	OTH, YARN OF OTH VEG TEX FIBRE		597		
530919	OTH WOV FAB OF FLAX 85%OR MORE		502	88	2529
530929	OTH WOV FAB OF FLAX<85% BY WT	107	107		2369
540600	M-MADE FILAMENT YARN RETAIL-SL		40		3
540710	WOV FAB HI-TENACI YRN NYLON PO	17302	42853	12174	94820
540720	WOV FAB OBTAIN FROM STRIP,LIKE	16806	88986	38947	103252
540741	FAB 85% OR MORE NYLON FILMENT	7092	11641	3249	10342
540742	OTH FAB 85% OR MORE DYED	294644	885965	100116	526169
540743	OTH W.FAB NYL FLAMT WT>85% DYE	6766	28251		20087
540744	OTH W.FAB FILA DIF COL NYL>85%	24085	51374	7019	16329
540751	OTH W.FAB TEXTURED POLY U-BLEA	281414	1240333	97678	579799
540752	OTH W.FAB TEXTUR POLY DYED 85%	883920	4139180	563720	2426801
540753	OTH W.FAB DIF COL TEXTUR POLYS	1472	6862	1556	11142
540754	OTH FAB TEXT POLY FIL PRINTED	69162	219134	6664	107221
540761	OTH FAB,NON-TEXT POLY FILAMENT	108152	406676	69945	370955
540769	OTH FAB POLY FIL TEXTILE MAT	21117	77562	10644	78840
540771	OTH WOV FAB SYNTH FIL BL/UN-BL	95177	238622	3696	7757
540772	OTH WOV FAB SYNTH FIL DYED 85%	7870	38871	369	1257
540773	OTH W.FAB DIF COL SYN FILA PRI	7728	9921	1164	5539
540774	OTH WOV FAB SYNTH FIL PRINTED	905	16013	35	35
540781	OTH W.FAB SYN MIX COT BL/UN-BE	28	28	1585	1585
540782	OTH WOV FAB MIXED COTTON DYED	340	13929	4175	42616
540783	OTH FAB SYN TEXMAT COLOR DYED	22447	88130		
540784	OTH FAB SYN TEX SQM MATERUAK	22788	55244	9347	47088
540791	OTH WOV FAB SYN F/L BL/UN-BL	41	41		113
540792	OTH WOV FAB SYN F/L NS DYED	1583	2554		7206
540793	OTH WOV FAB SYN F/L NES COLOUR	736	736		10214
540794	OTH WOV FAB SYN FIL NES PRINT	34538	101120	5396	64860
540810	W.FAB HIGH TENCITY YRN VIS,RAY				19531
540821	OTH WOV FAB ART. FIL BL/UN-BL	819	4803	1126	8708
540822	OTH WOV FAB ART. FIL DYED		488		2946
540823	OTH WOV FAB DIFFERENT COLOUR		2975		1698

Contd.

## 10.11 Imports by Economic Categories (Detail)

(In Thousand Rupees)

ITEMS		NOVEMBER, 2015	FROM JULY, 2015	NOVEMBER, 2014	FROM JULY, 2014
540832	OTH WOV FAB ART. FIL YARN DYED			422	632
551130	YARN ART STAPLE FIB FOR R/SALE		6		
551211	WOV FAB OF SYN STAPLE FIBRE			4401	25831
551219	OTH WOV FAB OF SYN STAPLE FIB	24867	62040	34069	89598
551229	O/W-FEB ACR STA FIB>85%WT ACRY	475	2655	568	3435
551291	WOV FAB SYN STAP FIB BL/UN-BL				441
551299	FAB WOV SYN FIB>85%BY WT SYNTH		690	132	364
551311	W.FAB SYN STA FIB MX COT 170G				13832
551321	W-FAB SYN STA FIB MX COT DYED			3359	15441
551323	POLYS,COT,STAP FIB<170G DYED	424	424		156
551329	OTH FAB SYN STAP FINRE DYED		26	1027	2585
551331	WOV FAB SYN STAP FIB COLOUR YR		5795	6092	15790
551339	OTH WOV FAB STAP FIB<170G/SQM				517
551341	WOV FAB POLY STAP FIB PRINTED	2464	3337		1062
551349	O/W-FAB SYN STAP FIB MIX COTON	4180	4381	108	465
551419	OTH SYN FAB<85% MIX BL/UN-BL		1188		
551422	W-F POLY STAP FIB 3/4THRD DYED		33		507
551423	OTH FAB POLY FIB MIX COT DYED	8546	8546	39	886
551429	OTH FAB<85% MIX COT SYN FIB		20	68	71
551430	WOV FAB SYN YARN DIFF COLO DYE			899	1475
551441	W-F SYN FIB<85% MIX COT PRINT		358		2564
551443	O/W-FAB POL FIB MIX COT PRINT	3060	3079		634
551449	O/W-FAB SYN MIX COT>170G PRINT		253	1211	12546
551511	O/W.FAB POLYS FIB MX VISCO RAY	29686	85192	799	44828
551512	O/W.FAB POLY FIB MIX M-MAD FIB	10480	22413		
551513	O/W FAB POLY FIB MIX WOL/F-HAI	6968	91815	25458	159934
551519	O/W FAB POLY STAP FIB MIX O/FI		5966		5323
551521	O/W FAB ARCYL FIB MIXED O/FIB				1370
551522	O/W FAB ARCYL FIB MIX WOOL	162	162	452	4359
551529	O/W FAB ARCYLIC FIB MIX OT/FIB	118	13346		85182
551599	O/W FAB SYN MIX OTH FIBRE N.S	108	164		10
551611	W-FAB ARTI FIB 85%>BL/UN-BLEA	25712	44036		36907
551612	W-FAB ARTI >85% BY WEIGH,DEYED	1291771	4726271	419247	2109178
551613	W-FAB ARTI FIB>85% WT DIFF-COL	21287	21979		
551614	W-FAB ARTI FIB>85% WT PRINTED	296753	889715	219492	1760748
551621	W-FAB ART FIB<85%WT MM.FILAM				12906
551622	W-FAB ART FIB<85% WT MM-F DYED	10690	11944	27	307
551623	W-FAB ART FIB<85%WT D-COL,MM-F	27524	27524		14435
551624	W-FAB ART FIB<85%WT MM-F PRINT	140453	169370	4439	4439
551632	W-FAB ART FIB<85%WT,WOL/HAI DY	4358	32259	1651	2275
551634	W-FAB ART FIB<85% WT,WOL/HA PR				33
551642	W-FAB ART FIB<85%WT MX COT DYE				
551643	W-FAB ART FIB<85%WT MIX COTTON		468		
551644	W-FAB ART FIB<85% WT MIC PRINT	3357	5904		
551692	W-FAB ART FIB<85%WT MIX O/F DY		2029		4083
551693	W-FAB ART FIB<85%WT D-COL,O/FI				4280
560130	TEXTILE FLOCK,DUST & MILL NEPS	10764	33934	11191	31502
560210	NEEDLELOOM FELT STICH-BOND FIB	6350	29394	5682	57318
560221	FELTS OF WOOL/HAIR,NOT COATED		382		839
560229	FELTS OTH TEXT MATE, NOT COATD	52	54		52
560500	METALLISED YARN,TEXTILE YARN	493208	1721186	154763	775222
560900	ARTICLES OF YARN,STRIP ROPE	1499	9644	750	2911
570110	CARPT/OTH TEX FLOR COVER KNOTD	12223	173777	10414	112913
570190	CARPETS,KNOT OF OTH TEX MATERL	80	289	713	2059
570210	KECEM,SCHUMACKS,KARAMAE.ETC.	1877	6227	1046	4811
570220	FLOOR COVERING COCONUT FIBRES	202	202		
570231	CARPETS F/COV.PILE CONS,M/MADE		70		
570232	CARPET F/COV.P/LONS NOT TEXMAT	283	1157	103	766
570239	CARPETS ECT.AOT.MADE O/TEX MAT		86	90	230

Contd.



## 10.11 Imports by Economic Categories (Detail)

(In Thousand Rupees)

ITEMS		NOVEMBER, 2015	FROM JULY, 2015	NOVEMBER, 2014	FROM JULY, 2014
570241	CARPET ETC.P/CONS.WOOL WOV.M/M		16	1286	39516
570242	CARPETS OTH.P/CONS.M/M/TEXT.	24610	143942	12950	114017
570249	CARPETS ETC.MADE OTH.TEX MATEL				62
570292	CARPET ETC. MAN/M TEX MATERIAL		98		
570299	OTH CARPETS ETC.MADE O/TEX/MAT		6		392
570310	CARPET ETC WOOL/FINE ANIM HAIR				54
570320	CARPETS/TUFTED OF NYLON/POLYA	22070	78050	3763	54749
570330	CARPETS ETC.TUFT MAN/M TEX MAT	55706	194734	29731	158592
570390	CARPET/TUFT CARS/VEH O-TEX MAT	2150	3198	967	1309
570410	TILES, < 0.3 SQM AREA.		1841		2499
570490	OTH CARPETS ETC.FELT N/TUFTED	120996	356770	56692	213462
570500	OTH CARPETS&OTH FLOOR COVERING	81	959	1488	6538
580121	UNCUT WEFT PILE FAB.OF COTTON.	824	824		
580122	CUT CORDUROY, OF COTTON		11895		5080
580123	OTH WEFT PILE FAB.OF COTTON.		27		
580126	CHENILLE FABRICS, OF COTTON	8174	26247		7760
580127	WARP PILE FABRICS OF COTTON		3404		
580131	UNCUT WEFT PILE FAB.M-MADE FIB	11477	19742		
580132	CUT CORDUROY, MAN-MADE FIBRES.		4494		265
580133	OTH WEFT PILE FAB.M/MADE FIBRE		60		54
580136	CHENILLE FAB. MAN-MADE FIBRES.	3668	18361	3875	10177
580137	WARP PILE FABRICS OF COTTON	429	429		
580190	OTH PILE&CHENILLE FAB.TEX.MAT	84647	285194	42756	146985
580211	TERRY TOWEL&S/WOVEN TEYFAB.UBL				4
580219	OTH TERRY TOWEL/FABRICS,OF COT	1006	1735	41	2972
580220	TERRY TOWEL/FABRICS, TEX.MAT	37	208		840
580410	TULLES AND OTHER NET FABRICS	209	4592	1403	6834
580421	LACE MACHINE MADE,M-MADE FIBRE	2932	10589	26905	36993
580429	OTH,LACE MACHINE MADE,OTH MAT.	36471	163592	16315	88190
580430	LACE HAND MADE	118	2183	410	9953
580610	WOV.PILE FAB. & CHENILLE FABRIC	22	150		1573
580620	OTH WOV. FAB. ELASTOMERIC YARN	9844	60734	13083	160352
580631	OTH NARROW WOV FAB, OF COTTON.	260	466	184	1451
580632	OTH NARROW WOV FAB,M/MADE FIB.	19182	137822	20349	250901
580639	OTH,NARROW WOV.FAB,TEX.MAT	2704	11769	296	113592
580640	OTH FABRICS,WARP W/OUT WEFTASM	591	1211		
580710	LABEL,BADGES ETC.TEXTMAT,N/EMB	64431	338962	60273	442754
580790	OTH,LABELS,BADGES&ART.TEX/MAT	34044	189355	42853	520088
580810	BRAIDS IN THE PIECE		820		
580890	OTH,ORNAMENTAL TRIM,TASSEL ETC	5021	23465	4195	25789
580900	WOV FAB.OF METAL TAREAD/YARN.	426	711		113
581010	EMBROIDERY W/OUT VISIBLE GROND				65
581091	OTHER EMBROIDERY,OF COTTON	11816	11978	106	922
581092	OTH EMBROIDERY,M-MADE FIBRES	44	186	677	1188
590190	OTH TRACING CLOTH,BUCKRAM ETC.	40028	205484	27770	207918
590210	TYRE CORD FAB HIT.YARN NYLPLMD	175309	774535	167666	585179
590220	TYRE CORD FAB H/T YARN POLYSTR	30829	101888	31199	120397
590390	OTH,TEX FAB IMP,LAM, PLASTIC.	175995	679016	69566	346601
590410	LINOLEUM		16	841	841
590800	TEX WICKS,WOVEN,LAMP,LIGHTERS	187	386	28	321
590900	TEX HOUSE PIPING/TEX TUBING.	8716	46624	1944	45944
591190	OTH, TEX PRODUCTS/ ARTICLES,	29899	165792	20688	112030
600110	LONG PILE, FABRICS	1174	2569	1162	20264
600121	LOOPED PILE FABRICS,COTTON			72	334
600122	LOOPED PILE FAB,MAN-MADE FIBRE	22496	23968	390	26902
600129	LOOPED PILE FAB,OTH TEX MAT.	19099	53418	24	18780
600191	OTH PILE FAB,KNIT/CROCH,OF COT			1182	8135
600192	OTH PILE FAB,KNIT/CROCH,M-MADE	1148404	4635014	689505	2377544
600199	OTH PILE FAB,KNIT/CROCH,O/TXTM	7295	23997	12655	40956

Contd.

## 10.11 Imports by Economic Categories (Detail)

(In Thousand Rupees)

ITEMS		NOVEMBER, 2015	FROM JULY, 2015	NOVEMBER, 2014	FROM JULY, 2014
600240	KNIT CROCH FAB<30CM,ELASTOME5%		10290		
600290	OTH,KNIT/CROC FAB<30CM,ELAST5%	333	36314	997	9274
600320	KNIT/CRO COTTON WD !>30CM		134		
600330	KNIT/CRO SYN-FIBRE WD !>30CM				3382
600390	OTH KNIT/CRO FAB WD !>30CM	443	443		205
600410	KNIT/CRO FAB WD>30CM ELASTYR5%	29615	51780	12635	33499
600490	OTH KNIT/CRO FAB WD>30CM ELAST	3589	30298	29	17164
600522	WRAP KNIT FAB OF COTTON DYED	360	3430	323	1169
600524	WRAP KNIT FAB PRINTED		98		
600531	WRAP KNIT FAB SYN.FIB UNBL/BLE	31700	107536	6699	8645
600532	WRAP KNIT FAB SYN.FIBRE DYED	127150	689075	62754	299605
600533	WRAP KNIT FAB SYN.FIB DIF COLO		71		5375
600534	WRAP KNIT FAB SYN.FIB PRINTED	20152	44916	22283	24428
600542	WRAP KNIT FAB ART FIB DYED	2962	8686		3021
600590	WRAP KNIT FAB O/TH H-6001-6004	24006	77611	2215	31824
600610	OTH KNIT/CRO FAB OF WOOL/HAIR		78		94
600622	OTH KNIT/CRO FAB COTTON DYED	8034	12322		
600623	OTH KNIT/CRO FAB COTON COLOR		382		10582
600624	OTH KNIT/CRO FAB COTON PRINTED		210	63	289
600631	OTH KNIT/CRO FAB SYN.FIB UNB/B	1343	5312		1758
600632	OTH KNIT/CRO FAB SYN.FIB DYED	246378	860320	52193	426373
600633	OTH KNIT/CRO FAB SYN.FIB COLOR	3917	4604		6976
600634	OTH KNIT/CRO FAB SYN.FIB PRINT	3071	4045		16029
600641	OTH KNIT/CRO FAB ART FIB UNB/B	510	510		
600642	OTH KNIT/CRO FAB ART FIB DYED				97
600643	OTH KNIT/CRO FAB ART FIB COLOR		319		
600644	OTH KNIT/CRO FAB ART FIB PRINT		1119		39
600690	OTH KNITTED CROACHED FABRICS	32503	120003	35691	81527
610120	MEN/BOYS OVERCOAT/SIM ARTICLE		724	1100	3719
610130	MEN/BOYS WIND JACKET/SIM ART.		3689		
610190	OVERCOAT ETC.MEN OTH TEX KNIT.	3644	13394	4967	25352
610210	APPAREL/CLOTH/ACCESSORIES,WOOL	384	2528		642
610220	APPAREL/CLOTH ACCES,OF COTTON,	51	69	27	27
610230	APPAREL/CLOTH ACCES,M-MADE FIB	97	393		94
610290	APPAREL/CLOTH OF TEX MATEL,	103	4289	202	1809
610310	SUITS MEN'S/ BOYS KNITTED/CROC	4780	28938	4036	10885
610322	MEN/BOYS,ENSEMBLE,COTTON,KN/CR		109	107	279
610329	MEN/BOYS,ENSEMBLE OTH TEX MAT,	1616	3763	820	3617
610331	JACKET/BLAZER MEN/BOY,WOOL F/H	4819	7745		99
610332	JACKET/BLAZER MEN/BOY COT/KNYI	79	2837	104	1065
610333	JACKET/BLAZER MEN/BOYS SYN FIB	2023	3244	3	179
610339	JACKET/BLAZER MEN/BOYS OTH TEX	17513	31049	4886	13343
610342	TROUSERS,ETC.MEN/BOYS COT/KNIT	444	2653	428	1574
610343	TROUSERS, ETC.MEN/BOYS SYN FIB		580		41
610349	TROUSERS,ETC.MEN/BOYS TEX MAT	2580	11587	389	3574
610413	WOMEN/GIRLS,SUITS SYN FIBLE.		118		
610419	WOMEN/GIRLS,SUITS OTH TEX MAT		24	71	429
610422	WOMEN/GIRLS,ENSUMBLE,COTT/KNIT		65	6	86
610423	ENSEMBLES W/GRIL SYN KNIT/CROC		14191	8669	23662
610429	WOMEN/GIRLS ENSEMBLE,TEX MAT	695	719	129	926
610432	JACKET/BLAZER W/GIRL COT KN/CR	240	398		831
610433	JACKE/BLAZER W/GIRL SYN KN/CR	63	1098	123	130
610439	JACKE/BLAZ W/GIRL OTH TEX K/CR	6769	13814	1569	8462
610442	DRESSES W/GIRL COTTON KNIT/CRO	2324	5575	9	719
610443	DRESSES W/GIRL SYN FIB KNIT/CR		116	8	38
610449	DRES W/GIRL OTH TEX MAT KNT/CR	45	90	13	13
610452	SKIRTS/D-S W/GIRL COT KNIT/CRO	86	153		115
610453	SKIRTS/D-S W/GIRL SYN KNIT/CRO		70		
610459	SKIRTS/D-S W/GIRL OTH TEX K/CR	15	586	73	401

Contd.

## 10.11 Imports by Economic Categories (Detail)

(In Thousand Rupees)

ITEMS		NOVEMBER, 2015	FROM JULY, 2015	NOVEMBER, 2014	FROM JULY, 2014
610462	TROUSERS ETC OF COTTON KNI/CRO	1229	4835	135	588
610463	TROUSERS ETC OF SYN FIB KNITED	2712	2736	4	2088
610469	TROUSERS ETC OF OTH TEX MAT KN	639	2285	543	2692
610510	MEN/BOYS SHIRTS COTTON KNI/CRO	1397	12455	3075	16762
610520	MEN/BOYS SHIRTS M-MAD FIB K/CR	1264	5873	734	4922
610590	MEN/BOYS SHIRTS O/TEXTILE K/CR	19887	91944	13075	97241
610610	W/GIRL SHIR/BLOUSES COT KN/CRO	7360	22971	1583	12275
610620	W/GIRL SHIR/BLO M/MADE FIB K/C	531	888		1955
610690	W/GIRL SHIR/BLOU OTH TEXMATK/C	2148	13948	1580	3196
610711	UNDERPANTS ETC M/BOY COT KN/CR	2030	6598	2573	6882
610712	UNDERPANT ETC M/BOYS M/MAD FIB	5	5	5	174
610719	UNDERPANT ETC M/BOYS OTH T/MAT		641	62	567
610721	NIGHTSHIRTS&PYJAMAS OF COTTON	209	629	57	1293
610722	NIGHTSHIRTS&PYJAMAS M/MADE FIB		12	37	146
610729	NIGHTSHIRT/PYJAMAS OTH TEX MAT	1521	1857	67	1043
610791	BATHROBES ETC OF COTTON M/BOYS	14	247		16
610799	BATHROBE ETC OF OTH TEX KN/CRO	696	2656		324
610811	WO/GIRL SLIP, PETTICOAT KNIT/CR	612	8199	311	552
610819	SLIP PETTICOAT OTH TEX MATERIA	15	15	8	8
610821	W/GIRL BRIE/PANTIES COT KN/CR	67	334	1209	5379
610822	W/GIRL BRIEF/PANTIES M/MAD FIB				2476
610829	W/GIRL BRIEF/PANTIES OTH T/MAT		621	19	438
610831	W/GIRL N-DRESS/PAJAMA COT KN/CR	118	2047	23	2039
610832	W/GIRL N-DRESS/PAYJAMS M/M FIB	187	580		41
610839	W/GIRL N-DRESS/PAJAMAS TEX MAT	96	587	391	3985
610891	BATHROBE W/GRL COTTON KNIT/CRO	4	239		
610892	BATHROBE W/GRL MAN-MADE KN/CRO	37	95		
610899	BATHROBE W/GRL OTH TEX KNI/CRO	581	1239	123	1528
610910	T-SHIRT, SINGLETS, VEST COT K/CR	31236	265780	29445	214755
610990	T/SHIRT, OTH TXT KN/CR	48650	221685	25463	124957
611011	JERSEY, PULOVER, CARDIGAN, WOLLEN	1045	2106	2113	17518
611012	JERSEY, ETC. WOOL, KASHMIR GOAT	3	2410		
611019	OTH JERSEY PULOVER ETC. WOOLEN	4189	10648	1077	1486
611020	JERSEY, PULOVER ETC. OF COT K/C	6780	38579	4142	33018
611030	JERSEY, PULOVER M/MADE FIB K/C	62796	179358	14071	112739
611090	JERSEY, ETC. OTH TEXT. MATERIAL	70589	238839	31142	180492
611120	BABY GARMENT OF COTTON KNIT/CR	700	14153	7183	40005
611130	BABY GARMENT OF SYN FIB KNI/CR	12027	32018	2938	9984
611190	BABY GARMENT OF OTH TEX KNI/CR	67099	325121	29873	177551
611211	TRACK SUITS COTTON KNIT/CROCH	676	1744		59
611212	TRACK SUITS SYB FIB KNIT/CROCH			514	514
611219	TRACK SUITS OTH TEX MAT KNI/CR	371	811	37	344
611231	MEN/BOYS SWIMWEAR SYN FIB K/CR	30	48		
611239	MEN/BOYS SWIMWEAR OTH TEX K/CR			28	1635
611241	WOM/GIRL SWIMWEAR SYN FIB K/CR	19	405		55
611249	WOM/GIRL SWIMWEAR OTH TEX K/CR	264	452	27	35
611300	GARMENT MADE UP KNIT/CROCH FAB	6	99		410
611420	OTH GARMENT COTTON KNIT/CROCH		720	228	905
611430	OTH GARMENT MAN-MADE FIB KN/CR			129	290
611490	OTH GARMENT, OTH TEX MAT KN/CRO	3383	25046	6061	21979
611510	GRADUATE COMPRESS HOSIERY	42304	227936	28297	150104
611521	OTHER PANTY HOSE AND TIGHTS	615	1968	281	917
611529	O-PANTY HOSE OTH-TEXTILE MATE	243	5813	6639	15394
611530	OTH-W-MEN FULL/KNEE LENG HOSIE	22564	126701	2890	15300
611594	OTH HOSIERY WOOL/FINE ANI HAIR	3	3		
611595	OTH HOSIERY OF COTTON	716	7927	1155	3909
611596	OTH HOSIERY OF SYNTHETIC FIBRE		473		218
611599	OTH HOSIERY OF OTH TEX MATERIL	1839	5213	106	3210
611610	GLOV, MITTEN, ETC PCAS/RUBER K/C	864	4449	534	4072

Contd.

## 10.11 Imports by Economic Categories (Detail)

(In Thousand Rupees)

ITEMS	NOVEMBER, 2015	FROM JULY, 2015	NOVEMBER, 2014	FROM JULY, 2014
611691		109		
611692	102	257	334	843
611693	170	3412	287	1699
611699	2109	6476	915	7689
611710	26208	89451	3605	26186
611780	235	949	235	4188
611790	560	2633	39	647
620111	852	1977	173	493
620112		76		391
620113		1035	51	99
620119	657	16663	3090	53039
620191	12549	53877	26	1028
620192	304	1088		3859
620193	1588	2574	1557	11375
620199	3560	7434	1581	5242
620212		109	8	983
620213	470	859	197	258
620219	540	3201	7	14478
620291	31	2226		
620292		515		953
620293		1436		1039
620299	430	2611	1224	4545
620311		2407		3346
620312	23	73	284	322
620319	5146	47019	3593	47732
620322	722	3676	201	1691
620323	369	6799		937
620329	30494	99082	90	10431
620331	55	2164	1234	1818
620332	2344	4465	1448	2963
620333	10727	15456	1423	5534
620339	89582	420217	42575	232850
620341	3059	13599	4713	8829
620342	5307	48057	8233	30546
620343	1275	5624	206	5387
620349	65163	215275	27114	155794
620411			7	8
620412		180	15	945
620413		47		14
620419	1323	8406	312	4241
620422		9		
620423		102		
620429	383	2250	72	367
620432		45		1422
620433	11122	44000	720	14388
620439	535	2708	961	4522
620442	2515	18503	2897	16186
620443		74	35	81
620444	7570	83319		
620449	53	311	152	82383
620452	181	765	138	897
620453				6196
620459	117	117	45	45
620462	4972	12355	4006	15624
620463	7239	8437		25
620469	3384	10072	918	16873
620520	11531	51577	9229	34799
620530		1979		1596
620590	4047	16184	3632	15098

Contd.

## 10.11 Imports by Economic Categories (Detail)

(In Thousand Rupees)

ITEMS		NOVEMBER, 2015	FROM JULY, 2015	NOVEMBER, 2014	FROM JULY, 2014
620630	BLOUSES W/GRL COT NOT KNITTED	857	6809	473	7401
620640	BLOUSES W/GRL M/MADE NOT KNIT	206	376	77	6825
620690	BLOUSES W/GRL TEX MAT NOT KNIT	8963	13250	4457	8439
620711	UNEDERPANT ETC MEN/BOY COTTON	32	848	10	1681
620719	UNDERPANTS ETC MEN TEX MAT NK		115	92	975
620721	NIGHTSHIRT/PYJAMA MEN COT N/K		69	78	186
620722	NIGHTSHIRT/PYJAMA MEN M/MAD NK		43		
620729	NIGHTSHIRT/PYJAMA MEN T/MAT NK	576	3425	526	5015
620791	BATHROB ETC MEN COTTON N/KNIT				12
620799	BATHROB ETC MEN TEX MAT N/KNIT	206	865	48	2760
620811	SLIPS/PETTICOAT W/GRL COT N/NK		372		
620819	SLIPS/PETTICOAT W/GRL T/MAT NK		199		251
620821	NIGHTDRESS/PYJAMA WOMEN COT NK	139	628	1440	2284
620822	NIGHTDRESS/PYJAMA WOMEN M/M NK		327		386
620829	NIGHTDRESS/PYJAMA WOMEN T/M NK	3939	15016	879	5883
620891	BATHROB ETC W/GRL COTTON N/NK		994		417
620892	BATHROB ETC W/GRL M/MAD FIB NK		162		1911
620899	BATHROB ETC W/GRL TEX MAT N/NK	3536	7625	1012	5075
620920	BABIES GARMENT ETC COT N/KNIT		3541	1927	5983
620930	BABIE GAR&CLOTH SYN FIB N/KNIT	131	989	35	467
620990	BABIE GAR&CLOTH TEX MAT N/KNIT	12767	115778	8041	160785
621010	GAR MADE UP FAB H-56.02/56.03	1960	10439	96	4488
621020	OTH GAR MEN/BOY H-6201-11,19		260		150
621040	OTH MEN/BOYS MADE UP FAB	126	995	123	1121
621050	OTH MEN WOMEN/GIRL FAB N/KNIT	128	2171		712
621111	SWIMWEAR MEN/BOYS NOT KNITTED		249		439
621112	SWIMWEAR WOM/GIRL NOT KNITTED		191		
621120	SKI SUITS NOT KNIT/CROCHETED		130		24
621132	OTH GAR MEN/BOYS OF COTTON		622	153	289
621133	OTH GAR MEN/BOYS OF M/MADE FIB	277	1019		239
621139	OTH GAR MEN/BOYS OF TEX MATERI		1815	687	3102
621142	OTH GAR WOM/GIRL OF COTTON	150	918		1665
621143	OTH GAR WOM/GIRL OF M/MADE FIB	111	128	45	1206
621149	OTH GAR WOM/GIRL OF TEX MATERI	1418	2744	110	2160
621210	BRASSIERES	50222	252849	24198	182334
621220	GIRDLES AND PANTY-GIRDLES	7158	18840	651	3293
621290	BRACES,SUSPENDERS,GARTER&PARTS	18700	69188	3511	19628
621320	HANDKERCHIEFS OF COTTON	1204	14455	580	11709
621390	HANDKERCHIEFS OF OTH TEX MAT	2068	18115	3757	23694
621410	SHAWLS,SCARVES ETC & LIKE SILK	911	1154	480	519
621420	SHAWLS,SCARVES ETC & LIKE WOOL	1252	44535	903	7639
621430	SHAWL,SCARVE ETC&LIKE SYN FIB		10870	4158	13249
621440	SHAWL,SCARVE ETC&LIKE ART MAT		937	4453	4453
621490	SHAWLS OF OTH TEX MATERIALS	15059	75156	20502	80278
621510	TIES,BOW TIES&CRAVATS OF SILK	202	2486	393	1704
621520	TIES,BOW TIES&CRAVATS M/M FIB	276	1835	206	1509
621590	TIES,BOW TIES&CRAVATS TEX MAT	1788	11944	349	4668
621600	GLOVES, MITTENS AND MITTS.	11436	42778	1940	13939
621710	MADE UP CLOTHING ACCESSORIES	8320	31038	5960	47820
630110	ELECTRIC BLANKETS	9	200		132
630120	BLANKET/TRAVEL RUGS OF WOOL/H	105200	105855	3236	4426
630130	BLANKET/TRAVEL RUGS OF COTTON	2345	3208		284
630140	BLANKET/TRAVEL RUGS OF SYN FIB	534400	1842076	324709	1244285
630190	BLANKET/TRAVEL RUGS OF TEX MAT	11411	74537	4223	76916
630210	BED LINEN,KNITTED/CROCHETED	21757	63850	4371	40123
630221	OTH BED LINEN,PRINTED,N/KNIT			2140	2895
630222	OTH BED LINEN,PRINTED M/MADE			169	194
630229	OTH BED LINEN,PRINTED MILL-MAD	3845	3931		1365
630231	OTH BED LINEN COTTON N/KNIT/CR	505	636	327	821

Contd.

## 10.11 Imports by Economic Categories (Detail)

(In Thousand Rupees)

ITEMS		NOVEMBER, 2015	FROM JULY, 2015	NOVEMBER, 2014	FROM JULY, 2014
630232	OTH BED LINEN OF MAN-MADE FIB	2636	3196	95	531
630239	BED LINEN OTH TEX MAT NOT KNIT	32816	121125	324	6916
630240	TABLE LINEN KNITTED/CROCHETED		58		40
630251	TABLE LINEN OF COTTON KNITTED		72		362
630259	TABLE LINEN OF OTH TEX MATERIA	32	1224		
630260	TOILET & KITCHEN LINEN COTTON	26	1266	128	2256
630291	OTH TOILET/KITCHEN LINEN COTTN	263	481		701
630293	TOILET/KITCHEN LINEN M/MAD FIB		317	79	79
630299	TOILET/KITCHEN LINEN TEX MAT	20	1070	561	2644
630312	CURTAINS/BLINDS/VALANCE SYNFB		21	44	288074
630319	CURTAINS/BLINDS/VALANCE TEXMAT		119	165	278
630391	OTH CURTAN,BLIND,VALANC OF COT		384		44
630392	OTH CURTAINS/VALANCE OF SYNFB	5500	47518	163	19066
630399	OTH CURTAINS/VALANCE OF TEXMAT	158	4944	611	1460
630411	BED-SPREADS KNITTED/CROCHETED				29
630419	BED-SPREADS, OTHERS	851	7038		535
630491	OTH FURNISHING ARTICLES KNITED	116	2911		4028
630492	OTH FURNISHING ARTICLE COT KNT	102	186		
630493	OTH FURNISHING ARTICLE SYN FIB	103	173	175	241
630499	OTH FURNISHING ARTICLES TEXMAT	420	826	80	232
630510	SACK/BAGS OF JUTE OTH TEX FIB	48072	235014	8642	29440
630520	SACKS AND BAGS OF COTTON		141		142
630532	SACK/BAGS MAN-MADE TEX MATERIL	2186	21172		50513
630533	SACK/BAGS OF POLYETHYLENE/PROP	7183	58195	3793	54146
630539	OTH SACK/BAGS MAN-MADE TEX MAT	25041	163194	16994	118038
630590	SACKS/BAGS OTH TEX MATERIAL	5190	17265	165	15586
630612	TARPAULINS,AWNINGS ETC SYN FIB	36386	116091	19011	88374
630619	TARPAULINS,AWNINGS OF TEX MAT	13919	16903	48	3257
630622	TENTS OF SYNTHETIC FIBRES	32507	39845		17009
630629	TENTS OF OTH TEX MATERIAL	80	748009	393	7365
630630	SAILS OF OTH TEXTILE MATERIAL				56
630690	OTH CAMPING GOODS OTH TEX NAT	263	359		1146
630710	FLOOR/DISH/CLEANING CLOTH ETC	2067	17489	2955	13226
630720	LIFE-JACKETS AND LIFE-BELTS	1640	15832	424	8201
630790	OTH MADE UP ARTICLE DRESS PTN	43293	185773	16055	115585
631090	USED&NEW RAGS,SCRAP ETC TEXMAT	3999	52676	1134	33771
640110	FOOTWEAR INCORPORATPROTE M-TOE		159	166	1117
640192	OTH FOOTWEAR COVERING ANKLE				35
640199	OTH FOOTWEAR NES UPPER NOT FXD		924	819	2994
640212	SPORTS FOOTWEAR,SKI-BOOT ETC	72	495	172	172
640219	OTH SPORTS F-WEAR SOLES RUB/PL	2008	72253	585	5575
640220	F-WEAR WITH UPPER STRAP ASSEMB	68	11021	1683	7786
640291	F/WEAR COV ANKLE SOLE/UPPERS	744	1541	164	164
640299	OTH F/WEAR SOLE/UPPER RUB/PLAS	31942	286585	1153	27405
640312	SPORTS FOOTWEAR SKI/SNOWBOARD				1316
640319	OTHER; SPORTS FOOTWEAR	79104	359698	65924	354093
640320	FOOTWEAR OUTER SOLE OF LEATHER	49901	184460	20932	87840
640340	OTH FOOTWEAR WITH METLTOE CAP	7154	33525	2553	11440
640351	OTH FOOTWEAR SOLE COV ANKLE	376	4119	127	127
640359	OTH FOOTWEAR OUTERSOLE LEATHE	969	7287	823	1692
640391	OTH F-WEAR OUTERSOLE COMP LEA	5485	19551	5034	38062
640399	OTH F-WEAR O/S RUB, PLAS, LEA	72723	418063	86756	584328
640411	SPORTS FOOTWAR SHOES RUB/PLAS	105879	340048	71324	244240
640419	OTH FOOTWEAR OUTER SOLE RUB/PL	349452	1896518	294647	1413125
640420	FOOTWEAR OUTERSOLE COMP LEATHR	1337	5205	150	1066
640510	FOOTWEAR UPPER/COMP LEATHER	119796	919580	99022	1336902
640520	FOOTWEARS UPPER TEX MATERIAL	780	4064	14538	60743
650200	HAT-SHAPE,PLAITE LINED N/TRIM				27
650400	HATS&OTH HEADGEAR PLAIED	74	7406	31	2061

Contd.

## 10.11 Imports by Economic Categories (Detail)

(In Thousand Rupees)

ITEMS		NOVEMBER, 2015	FROM JULY, 2015	NOVEMBER, 2014	FROM JULY, 2014
650500	OTH HATS AND HEADGEAR KNITTED	2653	12419	2209	8373
650610	SAFETY HEADGEAR	56634	169612	34866	99324
650691	OTH HEADGEAR RUBBER/PLASTICS	708	1545	239	964
650699	OTH HEADGEAR OF OTH MATIRIALS	43119	48609	1077	2743
650700	HEADBAND LINING COVERHAT FOUN	886	6325	822	3778
660110	GARDEN OR SIMILAR UMBRELLAS	7329	36399	5086	12733
660191	OTH UMB WITH TELESCOPIC SHAFT	48	405	78	118
660199	OTH UMBRELA/SUN UMBRELLAS	12185	36033	8430	23660
660200	WALKING STICKS SEAT STICKS	335	2384	268	737
660320	UMBRELLA FRAMES INCL F/MOUNTED		32	710	710
660390	OTH PATS/FITTING UMBRELLAS		101	12	144
670210	ARTICLE MADE ARTIFICIAL FLOWER	6854	31726	1922	12722
670290	ARTIFICIAL FLOWER,FOLIAG O/MAT	19323	133341	15516	85298
670300	HUMAN HAIR DRESSED THINNED BLE	153	382	6	8
670411	COMPLETE WIG OF SYN.TEXT MAT.	231	683	11	25
670419	OTH BEARD, EYE BROW SYN.TEX MA	1599	2466	1223	2356
670420	WIGS,BEARDS OF HUMAN HAIR		92		109
691090	OTH CERAMIC SINKS WASHBASIN PE		3673	4618	18018
691110	TABLEWARE & KITCHENWARE	186091	796723	118635	684014
691190	OTH HOUSEHOLD ARTICLES OF PORN	56791	162530	24354	113476
691200	CERAMIC TABLEWEAR KITCHENWEAR	4010	50786	1083	18134
691310	STATUT ORNAMENT PORCELAIN CHI	301	3203	180	1109
700992	FRAMED GLASS MIRRORS	9333	44418	7566	41036
701010	AMPOULES	15930	96066	31257	116029
701020	STOPPERS,LIDS AND OTH CLOSURES	2988	14456	1427	20705
701190	OTHER, GLASS ENVELOPES	38	902	42	471
701310	INDOOR D?COR OF GLASS CERAMICS	5220	25249	3928	44269
701322	STEMWARE DRIN GLA LEAD CRYSTAL			2	2
701328	OTH STEMWARE DRINKING GLASS	1337	18661	3664	17017
701333	O-DRINKING GLASS LEAD CRYSTAL		23	52	248
701337	OTH DRINKING GLASS O/T GL-CEMI	4432	33966	9925	30613
701341	G-WARE TABLE,KICH LEAD CRYSTAL	4	4	37	109
701342	G-WARE LINEAR C-EXPENSION-5x10				379
701349	O-GL-WARE L-C-EX=5x10 T,0-300C	162419	663962	41293	249006
701391	OTH GLASS-WARE OF LEAD CRYSTAL	17	417	1401	3345
701590	OTH CLOCK/WATCH/NON-CORRETVE	69	386	470	838
701690	OTH PAVING BLOCKS/SLABS/BRICKS	409	9703	858	5481
701710	LAB HYG/PHAR GL-WARE W/N GRADU	1771	12206	4537	23441
701720	LAB HYG/PHAR GLASSWARE L/C=10K	438	1111	53	762
701790	OTH LAB GLASSWARE ETC N.S.	4579	30175	7455	40966
701810	GLASS BEADS, S/PERAL/PRE-STON	102762	349770	80612	350961
701820	GLASS MICROSPHERRES=1MM DIA	3306	43894	8253	27702
701939	OTH WEBS,MATTRESSES,BOARD ETC	56194	334536	65443	278717
701940	WOVEN FABRICS OF ROVINGS	431	6595	313	1498
701951	OTH WOVEN FABRICS WIDTH=30 CM	246	3780	71	2954
701952	OTH WOV FAB WID<30CM WT<250G/M				3271
701990	OTH ARTICLES OF GLASS FIBRES.	30198	143090	15920	125759
711299	OTH WASTE/SCRAP PRECIOUS METAL	1695	12055		19
711311	ARTICLE OF JEWELLERY OF SILVER		62		297
711319	ART OF JEWEL OF OTH PRE METAL	167	20484	4213	29506
711320	ART(JEWELRY)BASE MTL-CLD P-MTL		3		402
711411	ART OF SILVER WARES W/N PLATED			50	316
711419	ART OF PRE METALS W/N PLAT		995	30	353
711510	CATALYST INFORM WIRE/GRIL PLAT	44413	54878	68740	82725
711590	OTH ART PREMET/MET CLAD P/MTL	1105	19086	4423	30854
711610	ART NATURAL/CULTURED PEARLS		86		
711620	ART PRECIOUS/SEMI-PRE STONES	30	58		385
711711	CUFF-LINKS/STUDS-BASE METAL	1392	4958	764	4845
711719	OTH IMITATION JEWELLERY B/METL	71660	413311	31263	274036

Contd.

## 10.11 Imports by Economic Categories (Detail)

(In Thousand Rupees)

ITEMS	NOVEMBER, 2015	FROM JULY, 2015	NOVEMBER, 2014	FROM JULY, 2014	
711790	OTH IMITATION JEWEL B/METL,N.S	21479	124105	36465	178827
731829	OTH COACH SCREW,BOLTS,NUT I/S	13726	71849	9730	76835
731940	SAFETY PINS & OTHER PINS	3018	14449	4272	16297
732090	OTHER,SPRING OF IRON AND STEEL	22163	109054	28678	178010
732111	COOKING APPLI&PLATE WARMER GAS	28616	118730	10748	91540
732112	COOK APPLI/PLAT WARMER LIQ FUL		21		
732119	O-COKING APPLI INCL SOLID FUEL	4022	19171	2816	19501
732181	OTH APPLI FOR GAS & OTH FUELS	2140	5196	635	8567
732182	OTH APPLI FOR LIQUID FUEL	2261	3728	348	2699
732189	OTH APPL INCL APPLI SOLID FUEL	38	1074	31	563
732290	OTH AIR HEATER&HOT AIR DUSTRBU	11009	29876	133598	156491
732310	IRON/STEEL WOOL,POT SCROEL ETC	29333	100628	18393	105894
732391	OTH BUCKETS OF CAST IRON ENAMA	246	816	238	499
732392	OTH H-HOLD ART CASTIRON ENAMA	140	1424	136	654
732393	OTH DOMESTIC UTENSILS STA-STEL	2531	20577	1547	23030
732394	OTH DOMESTIC UTENSIL IRON/STEL	32131	109187	12928	67395
732399	OTH H-HOLD ARTCL, PART THEREOF	57887	250422	35697	229921
732410	SINK&WASH BASIN STAINLESS STEL	2902	21890	4749	20480
732421	BATH TUBS CASTIRON W/N ENAMEL	64	1265		1164
732429	OTH BATH,SINK,W-BASIN ENA IRON	7280	42618	6409	38443
741539	OTH THREAD ARTICLES OF COPPER	6893	41677	4603	38411
741810	TABLE,KITCH/OTH HOUSEHOLD ARTI		811	132	174
741820	OTH SANITARY WARE,PARTS COPPER		3386	99	337
741991	CAST,MOULDED,STAM,FORGED,COPPE	4	385	152	875
750720	TUBE OR PIPE FITTING NICKEL		2312	3630	3644
750810	CLOTH,GRIL NETING OF NICK WIRE				1138
761490	OTH STRAN WIR,ROP,CABL,PL ALUM	423801	794339	422	50109
761510	TABLE,KITCH,POT POLISHPAD ALUM	4625	21972	7366	29238
761520	SANITARY WARE&PATS OFALUMINIU	220	501		730
761610	NAILS,BOLT,NUT,SCREW ETC ALUMI	1108	11845	1259	5322
761691	CLOTH,GRIL,FENCING OF ALUM WIR		5194	1100	7982
780420	LEAD, POWDERS AND FLAKES		127	124	124
800300	TIN BAR, ROD, PROFILE AND WIRE		1194		112
810194	OTH UN-WROUGHT TUNGSTEN,BAR RD				50
810295	OTH MOLYBEDNUM BAR,ROD,SINTER			1180	1584
820900	PLATE STICK,TIPS TOOL CERMET	10666	42006	5845	25481
821000	HAND-OPERATE MECHANICAL APPL	6230	17022	4051	9487
821110	SETS OF ASSORTED ARTICLES	148	252	81	638
821191	TABLE KNIVES HAVING FIX BLADE.	1138	7899	1334	8567
821192	OTH KNIVES HAVE FIXED BLADES.	3118	18662	4724	13539
821193	KNIVE OTH THAN FIXE BLADES.	382	1011	196	724
821194	BLADES	6534	8956	1231	3117
821195	HANDLES OF BASE METAL		97		137
821210	RAZORS	84967	381103	128503	406197
821220	SAFETY RAZOR BLADES,	30702	245109	17969	110186
821290	OTHER PARTS	3032	12562	751	12454
821300	SCISSORS,TAILORS,SHEARS BLADE	3044	11755	2000	16150
821410	PAPER KNIVES,LETTER OPENER,ETC	21789	69493	9690	49528
821420	MANICURE OR PEDICURE SETS.	2479	14057	2457	18580
821490	OTH ARTICLES OF CUTLERY .	7226	28918	3483	14262
821510	SET OF ASORTED ARTICLE-PRECMTL	190	706	54	90
821520	OTH SETS OF ASSORTED ARTICLE.	1424	6183	1050	3704
821591	OTH ARTICLE,NOT INSETS,PLATED		3	36	36
821599	OTHER ARTICLES	11683	29697	3073	17040
830110	PADLOCKS	84855	383650	29027	253760
830120	LOCKS FOR MOTOR VEHICLES.	6679	50290	3087	17257
830130	LOCKS FOR FURNITURE	55059	216974	50057	283337
830140	OTHER LOCKS	34954	259255	35617	160608
830150	CLASPS AND FRAMES WITH CLASPS.	46	428	143	1189

Contd.



## 10.11 Imports by Economic Categories (Detail)

(In Thousand Rupees)

ITEMS		NOVEMBER, 2015	FROM JULY, 2015	NOVEMBER, 2014	FROM JULY, 2014
830160	PARTS OF LOCKS	3781	30418	2463	10289
830170	KEYS PRESENTED SEPARATELY	1729	10619	762	6641
830210	HINGES	27823	145295	21297	124850
830220	CASTORS	11145	45109	3566	25425
830230	OTH MOUNTING,FITING MOT-VEHICL	52	1002	533	1032
830241	OTH MOUNTING,FITING BUILDING	2208	10460	716	3095
830242	OTH MOUNTING,FITING FURNITURES	30416	211463	29896	207020
830249	OTH FITINGS OF BASE METAL N.S.	24629	120313	12666	81040
830250	HAT-RACKS,HAT-PEGS,BRACKET&FIX	871	11190	1008	30154
830300	ARMoured/REINFORCED SAF B-MTL.	4886	11034	218	12293
830400	FILING CARD-INDEX CABINET/TRAY	1001	3068	1191	2512
830510	FITTING FOR LOOSE-LEAF BINDERS	435	4964	1357	5939
830520	STAPLES IN STRIPS	15273	73687	6826	40435
830590	OTH, INCLUDING PARTS	13780	34728	7756	25932
830610	BELLS,GONGS ETC.ELECTRIC METAL	583	3465	606	3371
830621	STATUETT OTH ORNAMENT BASE MTL				
830629	OTH STATUETT OTH ORNAMENT	2395	13331	812	5011
830630	PHOTOGRAPH,PICTURE FRAME MIRROR	26	1211	31	858
830710	FLEXIBLE TUBING OF IRON/STEEL	10265	129966	14793	49369
830790	FLEXIBLE TUBING OF BASE METAL	14541	86886	21536	76306
830810	HOOKS, EYES AND EYELETS	13826	74993	15626	106122
830820	TUBULAR OR BIFURCATED RIVET	19923	163078	37539	225123
830890	OTH ARTICLES B/METAL INC/PARTS	24997	141087	28751	190711
830910	CROWN CORKS OF BASE METAL	2739	31094	5997	10984
830990	OTH;SCREW CAPS POURING STOPERS	55571	219344	50760	211336
831000	SIGN-NAME PLATE,ETC.BASE METAL	556	2977	4453	28008
831110	COATED ELECTRODE OF BASE METAL	68906	407048	37751	370343
831120	CORED WIRE OF BASE METAL,	8118	25649	2463	14939
831130	COATED RODS&CORED WIRE,B/METAL	6886	51413	14589	52724
851290	PARTS OF THE HEADING NO.85.12	1495	11137	659	265222
852290	OTH T/COM EQ/AC HD 85.19-85.21	2650	15782	11884	48340
852321	CARDS INCORPORTAING MAG STRIPE	6166	148095	14264	46521
852329	MAGNETIC DISCS	2970	8810	2368	14469
852341	OTHER OPTICAL MEDIA UNRECORDED	12610	29333	1106	395854
852349	OTHER OPTICAL MEDIA	72123	1617535	251353	1580263
852351	SOLID STATE NON-VOLATILE STORA	21216	80453	15454	118107
852352	SMART CARDS SEMICONDUCT MEDIA	267686	2122461	133987	728685
852359	PROXIMITY CARDS AND TAGS	9102	72406	29654	100093
870990	PARTS,H-NO.87.09 OF WORK TRUCK	1729	8479	123	2519
871499	OTHER,PARTS AND ACCESSORIES	16861	74461	21869	62678
880390	OTH PARTS OF H-88.01 OR 88.02	343042	2190394	192196	1430321
902000	OTH BREATHING APP & GAS MASK,	11932	96410	17303	78953
902110	ORTHOPAEDIC/FRACTURE APPLIANCE	5586	15721	2100	13389
902121	ARTIFICIAL TEETH		656	60	949
902129	OTHER; DENTAL FITTINGS	994	14805	1950	7014
902131	ARTIFICIAL JOINTS	55379	202654	29903	127776
902139	OTH ARTIFICIAL PARTS OF BODY	249971	819712	228292	769988
902140	HEARING AIDS,EXCL PART/ACCESSO	10094	31046	2919	35821
902150	PACEMAKER STIMULAT HEART MUSCL	11389	169680	18289	122153
903300	PARTS& ACCE OF HEARING AIDS	7225	116480	37703	119042
910111	WRIST WATCH,ELE OPE,MECH DISPL	51	888		603
910119	O-W-WATCH ELECTRICALLY OPERATED	2175	16848	2043	43919
910129	O-W-WATCH,W/N INCO.STOP WATCH	204	2198	285	499
910199	O-WATCHES INCL STOP WATCHES	102	2507	41	533
910211	W-WATCH,MACH DISPL O/TH H-9101	7479	19646	865	9192
910212	W-WATCH,OPTO ELECTRONIC DISPLY		89		
910219	O-W-WATCH W/N INCOR STOP WATCH	18252	54513	11614	78363
910221	W-WATCH,AUTO-WIND O/T H-9101	2671	2723		
910229	O-W-WATCH O/THAN H-9101	225913	964762	113080	462926

Contd.

## 10.11 Imports by Economic Categories (Detail)

(In Thousand Rupees)

ITEMS		NOVEMBER, 2015	FROM JULY, 2015	NOVEMBER, 2014	FROM JULY, 2014
910299	O-POCKET/STOP WATCH O/T H-9101		35052	184	42988
910310	CLOCK WATCH MOVE ELECT OPERATD	556	556		
910390	OTH,CLOCKS WATCH MOV EX.91.04	22	336	45	2593
910400	INS PANEL CLOCK-AIR&SPACECRAFT		12	335	335
910511	ALARAM CLOCK,ELECTRICALLY OPE.	1035	5021	443	3259
910519	OTHER, ALARAM CLOCK	167	2363	2097	11692
910521	WALL CLOCK,ELECTRICALLY OPERAT	3734	15971	325	1947
910529	OTHER WALL CLOCKS	5307	20828	3283	14671
910591	OTH,CLOCK ELECTRICALLY OPERATD	45	1023	703	3818
910599	OTHER CLOCKS	451	3230	693	3347
910610	TIME-REGISTER,TIME RECORDERS	264	1389	868	3576
910690	OTH,TIME OR DAY RECORDING APPA	5107	13749	2641	11180
910700	TIME SWITCHES WITH CLOCK/WATCH	14010	63946	9916	40267
910811	WATCH MOVE ELEC.OPE MACH DISPL	6	142	13	1710
910812	WATCH OPTO-ELECTRONIC DISPLAY		129		
910819	OTH,WATCH MOVE ELECT.OPERATED	18	277	12	388
910890	OTH,WATCH MOVE COMPLETE ASSEMB	98	497	315	485
910910	ELE OPER.CLOCK MOVE COMP/ASSEM		111		270
910990	OTH CLOCK MOVEMENT COMP&ASSEMB	500	5958	247	4600
911011	COMP MOVE,UNASSEMBLED WATCH	1113	7267	1111	1608
911012	INCOM MOVE,ASSEMBLED OF WATCH		14		
911019	ROUGH MOVEMENTS,OF WATCHES				61
911090	OTH,COMP MOVE WATCH/CLOCK UN-A	135	357	244	3359
911120	WATCH CASES BASE METAL,W/N G/S		323		
911180	OTHER;WATCH CASES	389	963	81	993
911190	PARTS OF WATCH CASES	938	11385	1523	7005
911220	CLOCK CASE&CASE OF SIMIL GOODS		1117	684	3940
911290	PART OF CLOCK CASE/SIMILR CASE		211	520	841
911320	WATCH STRAPS,BAND OF BASE METL		569		212
911390	OTH,WATCH STRAPS,BANDS PART	1003	1882	500	2572
911430	DIALS	33	541		97
911490	OTH;CLOCKS OR WATCH PARTS,N.S.	1323	7762	973	5332
920190	OTH,HARPSICHORD KEYBOARD STRIN		744	69	69
920210	OTH STRING PLAYED WITH A BOW		558		115
920290	OTH,STRING MUSICAL INSTRUMENTS	275	3128		1770
920510	BRASS-WIND INSTRUMENTS		864		
920590	OTH,WIND MISICAL INSTRUMENTS,NS				53
920600	PERCUSSION MUSICAL INSTRUMENTS		48		99
920790	OTH,MUSICAL INSTRUMENTS		2596		1794
920810	MUSICAL BOXES	337	1020	250	1248
920890	OTH;MECHANICAL STRET ORGAN,INS	1345	8489	1910	8070
920930	MUSICAL INSTRUMENT STRINGS		17		
920991	OTH PARTS & ACCE FOR PIANOS.		60		
920992	PARTS&ACCE MUSICAL INS H-92.02	596	1300	145	271
920999	OTH;PARTS&ACCE(CARDS,DISCS)		58		
930110	ARTILERY WEAPONS(GUNS/MORTAR)			2132	2132
930120	GRENAD/ROCKET LAUNCHERS			55270	56023
930190	OTHER MILITARY WAPONS		35810	735574	740842
930200	REVOLVERS PISTOLS,O/TH93.3.04	27701	189367	80660	326860
930310	MUZZLE-LOADING FIREARMS	2038	5397		
930320	OTH,SPORTING,HUNTING SHOTGUNS	536	5936	41	34247
930330	OTH,SPORT,HUNTING,SHOTING RIFL	30125	30256		
930390	OTH;FIREARMS,DEVIC OPE FIR EXP	92	1160	677	30400
930400	OTH,ARMS OF HEADING NO.93.07	135	10796	230	7116
930510	PARTS ACCE OF REVOLVERS,PISTOL			423	845
930520	PARTS&ACC.SHOTGUNS/RIFL.H-9303		342		
930599	OTH PART&ACCE.ARTILERY H93.01	22	296		
930621	SHORTGUN CARTRIDGES	17902	26044	11809	13198
930629	OTH,PARTS OF SHORTGUNS CARTRIG	15	4146		

Contd.

## 10.11 Imports by Economic Categories (Detail)

(In Thousand Rupees)

ITEMS	NOVEMBER, 2015	FROM JULY, 2015	NOVEMBER, 2014	FROM JULY, 2014
930630		14539		77114
930700		105		171
940110	2989	11533		720
940120	3431	9858	1658	9892
940130	12302	82116	10609	41228
940140	2727	13355	47	7879
940151	236	797		2372
940159	398	2393	47	822
940161	2465	6770	719	2972
940169	3243	23412	178	6923
940171	8776	47827	3883	15767
940179	17312	86692	9021	62870
940180	15622	62149	6086	54861
940190	132461	632454	113460	752865
940310	2118	14762	565	11859
940320	95626	134163	12860	57460
940330	14632	69946	2779	25621
940340	4669	28705	1714	22296
940350	30275	136303	22849	92174
940360	10074	59582	51397	119867
940370	6406	22418	3299	26355
940381	108	1648		298
940389	9163	31656	5626	28331
940390	7181	45002	6930	24594
940410		270	294	3926
940421	595	3198	151	1328
940429	622	8101		836
940430	100	148	42	270
940490	10047	36166	2191	25325
940510	170858	1655206	127759	668859
940520	4025	37514	3234	28070
940530	122773	172456	31562	46061
940540	239153	630571	188143	677269
940550	252	2613	21	15084
940592	1024	3000	28	2514
940600	185817	857719	139845	1075594
950300	354013	1816776	286168	1737917
950420	2722	12472	652	13977
950430	2836	41862	11705	35121
950440	3894	22948	5279	24068
950450	509	1286	212	664
950490	5049	18898	2007	22276
950510	3341	8811	929	2506
950590	32828	115894		62246
950619	1724	7679	155	234
950629	489	51716	22	548
950631		218		554
950632	196	1636		2955
950639	255	2221	791	1221
950640	595	4007	162	3401
950651	773	2015	146	812
950659	11451	70701	6367	35329
950661	14456	49193	14441	63280
950662	1988	7161	1962	10822
950669	5609	19242	1117	16665
950670	1152	5391	390	1783
950691	88136	344280	50174	298667
950699	26912	90899	16945	142534
950710		242	29	522

Contd.

## 10.11 Imports by Economic Categories (Detail)

(In Thousand Rupees)

ITEMS		NOVEMBER, 2015	FROM JULY, 2015	NOVEMBER, 2014	FROM JULY, 2014
950720	FISH -HOOKS,W/N SNELLED		1967	300	2813
950730	FISHING REELS	118	283		37
950790	OTH LINE FISHING TACKLE NETS	131	1674	28	622
950810	TRAVELLING CIRCUSES/MENAGERIES	36594	36594		
950890	SWINGS,SHOOTING GALLERIES ETC.	17416	55323	4850	62171
960110	WORKED IVORY,ARTICLES OF IVORY				513
960190	OTH,ANIMAL CARVING MATERIL,ART		327	26	121
960200	WORKED VEGE,MINERAL MATERIAL	2886280	3196407	721235	2392849
960310	BROOM,BRUSHE,CONS TWIN,VEG-MAT	482	5230	252	4140
960321	TOOTH BRUSHE,INCL DENT-PLA BRU	43007	191595	23353	198036
960329	OTH;SHAVING,HAIR,NAIL BRUSHES.	6366	28475	3743	32047
960330	ARTST,WRITING,SIMILAR BRUSHES	1152	9097	1269	12808
960340	PAINT,DISTEPER,VARNISH BRUSHES	4426	10270	2040	10216
960350	OTH BRUSHES CONSTI PART MACHIN	784	15969	1368	14542
960390	OTH;HAND OPE MECHNICAL F-SWEPR	30558	136098	28858	123405
960400	HAND SIEVES AND HAND RIDDLES.		163		795
960500	TRAVEL SETS FOR PERSONALTOILE.	92	1167		978
960610	PRESS-FASTENERS,SNAP-FASTENER.	14918	95179	6052	77098
960621	BUTTON OF PLASTICS,NOT COVERED	48283	186724	24892	184543
960622	BUTON OF BASE METAL,COVER TXT	19505	102142	26450	161398
960629	OTHER BUTTONS	40184	149736	42854	505272
960630	BUTTON MOULD,PART,BUTTON BLANK	99	172	10	2399
960711	SLIDE FASTENER FIT CHAIN SCOP.	29733	131398	29053	169024
960719	OTHER;SLIDE FASTENERS	94072	409944	84120	967551
960720	PARTS; SLIDE FASTENERS	14089	59609	31915	116024
960810	BALL POINT PENS	12854	70533	9858	69228
960820	FELT TIPPED.PORUS TIPPED PEN	11681	84818	10781	96576
960830	FOUNTAIN PEN,STYLOGRADH PEN	5676	23407	3757	37024
960840	PROPELLING OR SLIDING PENCILS		263	51	51
960850	SETS OF ARTICLS FROM TWO FOR-H	1019	2901	485	2269
960860	REFILLS FOR BALL POINT PEN.	14448	71925	16674	54888
960891	PEN NIBS AND NIB POINTS	35680	132226	28628	99607
960899	OTH;PEN,PENCILE,SIMILAR HOLDER	32736	98199	17273	84736
960910	PENCILS&CRAYON W-LEADS ENCASD.	109990	488689	69851	340818
960920	PENCIL LEADS,BLACK OR COLOURED	34968	80105	25895	95170
960990	OTH;PENCIL,DRAWING CHARCOALS.	7919	41207	11909	44969
961000	SLATES&BOARDS,WRITNG/DRAWIN	1927	11255	527	6405
961100	DATE,SEALING OR NUMBERING STAM	857	5511	1954	8075
961210	TYPEWRITER OR SIMILAR RIBBONS	7906	49142	6877	51969
961220	INK-PADS	132	511	44	373
961310	POCKET LIGHTERS,GAS FUELLED	25684	97812	5153	41592
961320	POCKET LIGH,GAS FUELL,REFILLAB	16143	23587	856	3741
961380	OTHER LIGHTERS	1588	8128	2169	5843
961390	PARTS OF CIGARETTE LIGHTERS		71		438
961400	SMOKING PIPE&CIGAR OR CIG.HOLD	621	3922	774	2789
961511	COMBS,HAIR-SLIDES,OF HARD RBER	4526	17264	962	7001
961519	OTH;HAIRPINS,CURLING PINS,LIKE	1234	14478	1828	13124
961590	OTH;COMES HAIR-SLIDES,LIKE,PAR	45773	239023	22164	208362
961610	SCENT SPRAY SIMI TOILET SPRAY	13527	55577	16263	73977
961620	POWDER-PUFFS&PADS FOR APPLICA	1298	6462	783	4753
961700	VACCUUM FLASKS&OTH VACUM VESS	98445	227492	63136	213441
961800	TAILORS,DUMMIERS&OTH LAY FING.	12556	26977	12933	35442
970110	PAINTING,DRAWING,PASTELS.	47	425	587	3069
970190	OTH COLLAGES&SIMI DECORATIVE		6062	3882	6734
970200	ORIGINAL ENGRAVINGS,PRINTS.			21	21
970300	ORIGINAL SCULPTURES&STATUARY		3147	1650	10569
970500	COLLECTIONS&COLLECTORS, PIECS.	266	1239		284
990900	TRANSACTIONS LESS THAN RS.1000	545	19771	1612	4463
991000	SAMPLES HAVING NO-COMMER VALUE	63747	3248641	28567	257402

Contd.

## 10.11 Imports by Economic Categories (Detail)

(In Thousand Rupees)

ITEMS		NOVEMBER, 2015	FROM JULY, 2015	NOVEMBER, 2014	FROM JULY, 2014
2. RAW MATERIAL TOTAL ( A + B )		195330183	971847772	210406806*	1200164272
A. CONSUMER GOODS TOTAL		163610408	808314941	181086108*	1038017537
50400	GUTS,BLADERS,STOMACH OF ANIMAL	898	6020	1828	4381
50590	OTH SKINS AND PARTS OF BIRDS	17334	92037	23843	98429
50610	OSSEIN,BONES TREATED WITH ACID	1870	7367	5339	22231
50690	OTH POWDER & WASTE OF BONES	1404	4621	563	3545
50790	OTH TORTOISE-SHELL WHALEBONE	68	68		2446
50800	CORAL&SIMILAR MATERIAL/POWDER	26	288	109	249
51000	AMBERGRIS,CASTOREUM CIVET,MUSK	117	197		266
51110	BOVINE SEMEN	15561	28706	22941	48959
51191	PRODUCTS OF FISH, CRUSTACEANS		1304		
51199	OTH ANIMAL PRODUCTS NOT ELSWHE				392
60110	BULBS TUBERS,TUBEROU,ROOT,ETC	10006	64347	456	28578
60210	UN-ROOTED CUTTING AND SLIPS	63	361	113	486
60290	OTHER LIVE PLANTS	15273	53329	5986	28276
60311	ROSES FRESH	1014	4121	205	1463
60313	ORCHIDS FRESH		42		13
60314	CHRYSANTHEMUMS FRESH	1411	15062	1276	12557
60315	LILIES FRESH	24	214		490
60319	OTH FRESH FLOWER,BUDS FOR BOUQ	400	3054	452	4403
60390	OTH FLOWERS & FLOWERS BUDS	175	2201	69	195
60490	O.PARTS OF PLANTS FOR BOUQUETS		23		
110812	MAIZE (CORN), STARCH	15123	82698	5969	22383
110813	POTATO, STARCH	47180	171902	64517	240427
110814	MANIOC (CASSAVA) STARCH	1136	11079	159	18642
110819	OTHER STARCHES	682	2209	46	2378
110820	INULIN		5918	3071	7902
110900	WHEAT GLUTEN,WHETHER/NOT DRIED	13080	66393	12569	40084
120110	SOYA BEAN SEED	7214365	14144952	60510	606727
120190	SOYA BEAN,W.OR-N-BROKEN/SHELED	38	41	26	103385
120230	GROUND-NUTS SEED				35
120241	OTH GROUND NUTS IN SHELL	80774	135219	136337	150804
120242	GROUND-NUTS SHELLED BROKEN/N-B	219458	506377	220531	346745
120300	COPRA	261037	921693	154663	759018
120400	LINSEED,WHETHER OR NOT BROKEN	404	404	620	620
120510	LOW ERUCIC ACID RAPE/COLZASEED	3681407	14966025	3315642	36854113
120590	OTHER RAPE/COLZA SEED				74757
120600	SUNFLOWER SEED,WHETH/NOT BROKE	17790	38047	4699979	5194909
120721	SEEDS FOR CROP (COTTON SEEDS)		11		
120740	SESAMUM (SESAME) SEEDS				2148
120750	MUSTARD SEEDS		74710		51344
120760	SAFFLOWER SEEDS	1331	2767		
120770	MELON SEEDS	2886	2886	690	2161
120799	OTH,OIL SEED/OLEAGINOUS FRUITS	13749	29336	14690	69832
120810	FLOUR AND MEALS OF SOYA BEANS		987		1341
120890	FLOUR/MEALS OF OTH OIL SEEDS		750	32	32
120910	SUGAR BEET SEED USE FOR SOWING		53425		61720
120921	LUCERNE (ALFALFA) SEED	33482	573844	11744	147364
120922	CLOVER (TRIFOLIUM) SEED	179461	2280661	167160	1712345
120925	REY GRASS SEED				2059
120929	OTHER SEEDS OF FORAGE PLANTS	1934	131279	59662	140776
120930	SEED OF HERBACEOUS PLANTS	63	2066	13	3615
120991	OTHER; VEGETABLE SEEDS	241010	1918951	168755	1364488
120999	OTH SEEDS OF FRUIT FOR SOWING	137078	888429	98639	769436
121190	OTH PLANTS AND PARTS OF PLANTS	41606	265099	45076	284678
121221	SEAWEDS/ALGAE FIT FOR HUMAN	68	1627		553

Contd.

## 10.11 Imports by Economic Categories (Detail)

(In Thousand Rupees)

ITEMS		NOVEMBER, 2015	FROM JULY, 2015	NOVEMBER, 2014	FROM JULY, 2014
130190	OTH;NATURAL GUM,RESIN & BALSAM	19206	151687	30970	126968
130212	SAP AND EXTRACTS OF LIQUORICE				367
130213	SAP AND EXTRACTS OF HOPS		113		
130219	OTH SAPS & EXTRACT OTH VEG SAP	21985	152312	19914	141761
130220	PECTIC SUBSTANCES,PECTINATES	9291	52321	17268	45491
130231	AGAR-AGAR	39	14043	124	25053
130232	MUCILAGES&THICKENERS,LOC SEED	20709	82824	7891	47601
130239	OTHER MUCILAGES AND THICKENERS	44737	154949	26493	144743
140110	BAMBOOS	1539	9921	5040	11407
140120	RATTANS	4254	31000	8314	29835
140190	OTH VEG MATERIAL USED PLAITING		202		
140490	TENDU LEAVES(BIDI LEAVES)	244780	1216831	243654	1144009
150190	POULTRY FAT OTH THAN H-02.09		5704		8655
150210	TALLOW (OTHER THAN OF H-15.03)	34456	473242	270197	967132
150410	FISH-LIVER OILS THEIR FRACTION				1622
150420	FATS OILS THEIR FRACT OF FISH	1757	1758		
150500	WOOL GREASE,CRUDE,FETTY SUBS	2826	33883	16575	40161
150600	OTH ANIMAL FATS AND OILS/FRACT		716		1715
150710	SOYABEAN OIL & ITS FRACT CRUDE	1778224	8867593	97360	3390147
150790	OTH SOYABEAN OIL & IT FRACTION	4999	40799	11576	197118
150890	OTH GROUND NUT OIL & ITS FRACT	374	5865		1165
150910	OLIVE OIL & ITS FRACT (VIRGIN)	17740	81477	9090	47147
150990	OTH OLIVE OIL & ITS FRACTIONS	49177	248456	53608	231816
151000	OTH OIL/FR,INCL BLENDS OF OIL	44	134	70	2031
151110	PALM OIL & ITS FRACTIONS CRUDE	313180	3176979	1325057	3918624
151190	OTH PALM OIL & ITS FRACTIONS	12485289	71495507	14486400	76796512
151219	OTH SUNFLOWER SEE&SAFLOWER OIL	2865	16365	402	24553
151229	OTH COTTON SEED OIL & IT FRACT		11		
151311	COCONUT OIL,ITS FRACTION CRUDE	1595	28808	3805	56347
151319	OTH COCONUT OIL,ITS FRACTIONS	76877	319687	61282	274260
151329	OTH PALM KERNEL/BABASSU OIL	14035	368295	17083	385263
151499	OTH RAPE SEED OIL ITS FRACTION		409		
151519	OTH LINSEED OIL & ITS FRACTION		418		341
151529	OTH MAIZE OIL & ITS FRACTIONS	6456	24849	2821	15384
151530	CASTOR OIL AND ITS FRACTIONS	8417	16450		4274
151550	SESAME OIL & ITS FRACTIONS	122	1285	117	924
151590	OTH FIXED VEGETABLE OILS/FRACT	1538	4994	3842	9728
151620	VEG FATS/OILS AND ITS FRACTION	181022	864725	219016	835627
151710	MARGARINE,EXCL LIQUID MARGARIN	23094	118812	10793	64170
151790	OTH MARGARIN,EDIB MIX/PREP ETC	134519	507996	205867	630218
151800	ANIMAL/VEG FAT/OILOXIDISE ETC	16237	83266	5314	45247
152000	GLYSEROL,CRUDE WATER & LYES	54	54		8732
152110	VEG WAX WHETHER OR NOT REFINED	4733	16479	9196	10777
152190	OTH BEES WAXES,OTH INSECT WAX	1317	26293	5310	31212
152200	DEGRAS,RESIDUES ANIM/VEG WAXES	3670	7302	781	10148
160100	SAUSE,PROD MEAT-FOOD PREP OFFL	1560	4143	913	3728
220710	UNDENATURE ETHYL ALCOHOL O/SPR	231	531		
220720	ETHYL ALCOHOL/OTH SPIRITS DEN				48
240120	TOBACO-WHOLY/PARTLY STE/STRIP	83043	479952	206182	718895
240130	TOBACCO REFUSE		85	313	1351
251010	AAT,C/PHOS,ALUM/C/PHOS&PH/CUG	459503	3163270	149908	659079
251020	AAT,C/PHOS,ALUM/C/PHOS&PH/CGD	2076	2076		
270810	PITCH	2301	5078	1311	1311
270820	PITCH COKE		1267		
270900	PETROLEUM OILS FROM BITUMINOUS	16804103	129661796	30433398	228410568
271019	KEROSENE,INCL KER.TY. JET FUEL	26197082	132075966	47784041	278056017
271020	PETROLEUM OILS(OTH THAN CRUDE)				4480
271091	WASTE OIL (PCBs),(PCTS),(PBBS)				6
271099	OTH WASTE OILS	3196	8644	230	1477

Contd.

## 10.11 Imports by Economic Categories (Detail)

(In Thousand Rupees)

ITEMS		NOVEMBER, 2015	FROM JULY, 2015	NOVEMBER, 2014	FROM JULY, 2014
271111	NATURAL GAS,LIQUIFIED		20670790		
271112	PROPANE, LIQUIFIED	365	11958	1591	16808
271113	BUTANES, LIQUIFIED			20	376
271114	ETHYLENE,PROPYLENE,BUTYLENE		209		54758
271119	OTH GAS HYDROCARBONS LIQUIFIED	1837462	6453385	846628	2720209
271121	NATURAL GAS,IN GASEOUS STATE				169
271290	OTH PETROLEUM WAX ETC	8987	68494	23780	227368
271311	PETROLEUM COKE;NOT CALCINED	60345	304688	2601	210282
271312	PETROLEUM COKE; CALCINED	1097	26499	2896	19702
271320	PETROLEUM BITUMEN	779129	2078899	60292	361847
271490	OTH BITUMEN & ASPHALT NATURAL.	3091	17920		7473
290110	SATURATED ACYCLIC HYDROCARBONS	4382	8658	3813	10503
290121	UNSATURATED ETHYLENE.	1059782	3489714	768352	4836543
290123	UNSATURATED BUTENE/ISOMER THROF	13	13		
290129	OTH UNSATURATED ACYCLIC HYDROCARBON	1361	2868	33	2856
290211	CYCLOHEXANE		52		124
290219	OTH CYCLANES/CYCLOTERPENES	22368	118216	16724	99882
290220	BENZENE, PURE				38
290230	TOLUENE, PURE	65324	292888	47286	329294
290241	O-XYLENE	152243	648786	235561	1239973
290242	M-XYLENE	3415	3415		84
290243	P-XYLENE	1472088	9849179	3083643	18218012
290244	MIXED XYLENE ISOMERS	25936	83082	7609	24464
290250	STYRENE	390672	1979296	823307	3329575
290290	OTH CYCLOC HYDROCARBONS	14923	72574	2493	126401
290311	CHLOROMETHANE,& CHLOROETHANE		3427	43	583
290312	DICHLOROMETHANE(METHYLENE CHLORIDE)	25466	221467	58196	173192
290313	CHLOROFORM(TRICHLOROMETHANE)	26392	178394	25251	115900
290315	ETHYLENE DICHLORIDE(1,2-DI CHL)	128209	848371	230812	857721
290319	OTH SATURATED DERIV ACYCLIC HYDROCARBON		21831	9784	25754
290322	UNSATURATED TRICHLOROETHYLENE	18574	76083	14612	151107
290323	UNSATURATED TETRACHLOROETHYLENE	14453	58800	7283	46702
290339	OTH FLUORINATED,BROMO DERIVATIVES	30948	321643	46843	327168
290371	CHLORODIFLUOROMETHANE		27427		41399
290372	DICHLOROTRIFLUOROETHANES	2189	2189		
290373	DICHLOROFLUOROETHANES		3249		10467
290377	PENTACHLOROFLUOROMETHANE	1191	12161	7675	10035
290379	OTH CHLORODIFLUOROMETHANE	81096	309506	59316	244863
290391	CHLOROBENZENE,O-DI/P-DI CHLORO	39	6990	2999	6145
290399	OTH HALOGENATED DERIVATIVE OF CARBON		6793	1607	17017
290410	DERIVATIVE OF SULPHUR GROUP	12533	42935	8260	42774
290420	DERIVATIVE OF NITRO/NITRO GROUP	1953	10236	2329	19162
290490	OTH,SULPHONITRATED NITROGEN COMPOUND	3640	13917	567	14390
290511	SATURATED METHANOL(METHYL ALCOHOL)	285434	1350487	190281	1359072
290512	PROPYL/ISOPROPYL ALCOHOL	95933	591136	101593	618851
290513	SATURATED BUTAN-1-OL(N-BUTYLALCOHOL)	5532	41940	5386	21485
290514	OTHER SATURATED BUTANOLS	27596	113588	3881	77993
290516	SATURATED OCTANOL/ISOMERS THEREOF	184717	1277398	343021	1321710
290517	DODECAN-1-OL/HEXADECAN/OCTADECAN	7097	36907	4361	21722
290519	SATURATED MONOHYDRIC ALCOHOLS	1544	8690	459	25168
290522	UNSATURATED ACYCLIC TERPENE ALCOHOL	3408	77670	870	24669
290529	OTH UNSATURATED MONOHYDRIC ALCOHOL	182	4951	288	2995
290531	ETHYLENE GLYCOL(ETHANEDIOL)/METHANOL	2067670	8708763	1868578	9142671
290532	PROPYLENE GLYCOL(PROPAN-1,2-DIOL)	62231	424310	67649	553246
290539	OTHER, DIOLS	2923	52167	1953	18584
290541	2-ETHYL-2-(HYDROXYMETHYL)-PROPANOL	207	7731		9201
290542	PENTAERYTHRITOL	52737	276998	45038	211876
290543	MANNITOL	8086	41812	16325	59515
290544	D-GLUCITOL (SORBITOL)	6569	15231	6717	10980

Contd.

## 10.11 Imports by Economic Categories (Detail)

(In Thousand Rupees)

ITEMS		NOVEMBER, 2015	FROM JULY, 2015	NOVEMBER, 2014	FROM JULY, 2014
290545	GLYCEROL	45743	181996	104092	336246
290549	OTHER,POLUHYDRIC ALCOHOLS	1927	6162	199	9486
290559	OTHER HALOGENATED, SULPHONATED	3106	3936	1273	5894
290611	MENTHOL	28214	82766	42440	130343
290612	CYCLOEXANOL,METHYL/DIMETHYL	1878	3204	962	962
290613	STEROLS AND INOSITOLS	1436	5169	1457	10316
290619	OTH,CYCLANIC,CYCLENIC CYCLOTER	4248	40481	2171	33425
290621	BENZYL ALCOHOL	4898	18272	3516	32481
290629	OTH,AROMATIC CYCLIC ALCH HALOG	3472	22499		18215
290711	PHENOL(HYDROXYBENZENE)IT SALT	53516	232671	26577	153902
290712	CRESOLS AND THEIR SALTS		2569		1778
290713	OCTYLPHENOL,NONYLPHENOL/ISOMER				2256
290715	NAPTHOLS & THEIR SALTS	16	3543	14	4004
290719	OTHER MONOPHENOLS	1564	15819	2337	7481
290721	RESORCINAL AND ITS SALTS	435	10433	1620	3360
290722	HYDROQUINONE (QUINOL)ITS SALT	737	9992	71	4375
290723	4,4-ISOPROPYLDENEDIPHENOL/SALT	1535	18322	2086	28006
290729	OTHER, POLYPHENOLS	11216	41944	9284	35770
290819	OTH DERI CON ONL HALOGEN SUBST	1953	9164	714	8263
290891	DINOSEB (ISO)AND ITS SALTS				81
291511	FORMIC ACID	64372	175927	33046	116303
291512	SALTS OF FORMIC ACID	39678	191449	60215	257308
291513	ESTERS OF FORMIC ACID	2801	3889		746
291521	ACETIC ACID	189838	988375	235160	1123999
291524	ACETIC ANHYDRIDE		38		
291529	OTH,ACETIC ACIDE & ITS SALTS	1334	28408	9915	38913
291531	ETHYL ACETATE	9364	26563	5303	24532
291532	VINYL ACETATE	123064	689421	330430	974796
291533	N-BUTYL ACETATE	213	4930		
291536	DINOSEB (ISO) ACETATE				697
291539	OTHER,ESTERS OF ACETIC ACID	116050	382790	119264	649885
291540	MONO/DI/TRICHLOROACETIC ACID-S	44	2294	913	2717
291550	PROPIONIC ACID,ITS SALT/ESTERS	8349	26786	3554	38667
291560	BUTYRIC/VALERIC ACID/SALT/ESTR	19278	106427	17078	105627
291570	STEARIC ACID	25836	83538	11244	79141
291590	OTH SAT ACYCLIC MONOCARBOXYLIC	100579	531100	79179	389271
291611	UNSATU ACRYLIC ACID/ITS SALTS	12283	83189	12538	82307
291612	UNSATURATE ESTER ACRYLIC ACID	92844	640695	126123	816617
291613	UNSATU METHACRYLIC ACID/SALTS	1850	5943	3193	7815
291614	UNSATU ESTER,METHARYLIC ACID	102946	332504	54426	265892
291615	OLEIC,LINOLEIC/LINOLENIC ACID	1391	7549	675	5250
291619	OTH UNSAT ACYCLIC M/CARBOX ACID	1325	47892	9933	47888
291620	CYC-LANIC,LENIC LOTEPHENI ACID	8246	43385	8742	44822
291631	BENZOIC ACID,ITS SALTS/ESTERS	14581	101072	12336	120837
291632	BENZOYL PEROXIDE/BENZYL CHLRID	2315	12433	114	6142
291634	PHENYLACETIC ACID & ITS SALTS	437	528		1041
291639	OTH,ARMATIC MONOCARBOXYIC ACID	83146	593921	31005	331272
291711	OXALIC ACID/ITS SALTS/ESTERS	17577	78566	12879	66820
291712	ADIPIC ACID,ITS SALTS/ESTERS	5557	181902	33559	155124
291713	AZELAIC/SEBACIC ACID/SALT/ESTR		13326		15702
291714	MALEIC ANHYDRIDE	6259	66604	4134	74340
291719	OTH ACYCLIC POLYCARBOXYL ACID	8297	36339	3997	19582
291720	CYC-LANIC,LENIC LOTERPENC ACID	2501	10718		6320
291732	DIOCTYL ORTHOPHTHALATES		4277		
291733	DINONY/DIDECYL ORTHOPHTHALATES		4141		
291734	OTH ESTERS ORTHOPHTHALIC ACID	8781	63948	7170	68030
291735	PHTHALIC ANHYDRIDE	73695	231593	65347	299038
291736	TERPHTHALIC ACID AND ITS SALTS	148984	1401971	182055	1038152
291739	OTH POLYCARBOXYLIC ACIDS/DERIV	28683	124238	67225	254309

Contd.



## 10.11 Imports by Economic Categories (Detail)

(In Thousand Rupees)

ITEMS		NOVEMBER, 2015	FROM JULY, 2015	NOVEMBER, 2014	FROM JULY, 2014
291811	LACTIC ACID,ITS SALTS/ESTERS	2597	65312	7483	61579
291812	TARTARIC ACID	974	30291	7771	31385
291813	SALT & ESTER OF TARTARIC ACID	3245	3442		762
291814	CITRIC ACID	162729	592312	56677	508865
291815	SALTS & ESTER OF CITRIC ACID	19284	121022	28564	110558
291816	GLUCONIC ACID,SALTS & ESTERS	69902	272783	72664	250047
291819	OTH CARBOXYLIC ACID W/ALCOHOL	816	49618	1050	40915
291821	SALICYLIC ACID AND ITS SALTS	1652	11640	1460	9769
291822	O-ACETYLSALIC ACID/SALT/ESTER	10394	39828	11133	60353
291823	OTH ESTER,SALICYLIC ACID/SALTS	1142	3653	102	3853
291829	OTH CARBOXYLIC ACID+PHENOL FUN	27700	81239	10970	54033
291830	CARBOXYLIC ACID+ALDEHYDE/KETON	10324	34725	4438	49826
291891	2,4,5-T(ISO)(2,4,5-TRICHLOROPH	3406	6699	3288	5909
292990	OTH COMP WITH OTH NITROGN FUNC	21236	95823	21048	108295
293020	THIOCARBAMATE/DITHIOCARBAMATES	1634	355003	92006	662445
293030	THIURAM MONO-,DI-,TETRASULPHID			431	37799
293040	METHIONINE	277201	3124372	217503	1460735
293090	OTHER ORGANO-SULPHUR COMPOUNDS	21382	409175	16323	213682
293110	TETRAMETHYL LEAD&T-ETHYL LEAD	11	13145	1891	13370
293120	TRIBUTYLTIN COMPOUNDS		684		
293190	OTH O-ALKYL&(O-2-(DIALKYL,COMP	63259	402079	51241	327680
293211	TETRAHYDROFURAN		5268		288
293212	2-FURALDEHYDE (FURFURALDEHYDE)		2		
293213	FURFURYL ALCOH/TETRAHYDRFURFYL		426		
293219	OTH COMP UNFUSED FURAN RING	2165	26060	4424	32748
293220	LACTONES	9352	78234	21623	87690
293299	OTH HETEROCYCLIC COMP W/OXYGEN	67693	449983	136516	552982
293311	PHENAZONE & ITS DERIVATIVE	746	8531	1431	9863
293319	OTH COMP UNFUSE PYRAZOLE RING	2961	67065	2744	25641
293321	HYDANTOIN AND ITS DERIVATIVES	3711	10978	1673	6734
293329	OTH COMP UNFUSE IMIDAZOLE RING	134384	584523	140809	570683
293331	PYRIDINE AND ITS SALTS		1707	79	2914
293333	ALFENTANIAL(INN)(ANILERIDINE)	10214	165870	18139	252541
293339	OTH COMP UNFUSE PYRIDINE RING	336278	1341468	255881	1308706
293349	OTH COMP QUINOLIN/ISO-QUINOLIN	147093	693366	207942	790849
293353	ALLOBARBITAL(INN)(AMBARBITAL)		2999	511	2730
293354	OTH DERIVATIVES OF MALONYLUREA		738		
293359	OTH COMP PYRIMIDINE/PIPER RING	201927	1130855	186231	977289
293361	MALAMINE	30945	197145	39118	184982
293369	OTH COMP UNFUSE TRIAZINE RING	16382	79168	19193	120766
293371	6-HEXANELACTAM(EPSILON-CAPROL)	42	1396	337	2603
293379	OTHER LACTAMS	75433	294870	54328	264704
293391	ALPRAZOLAM(INN) CAMAZEPAM(INN)	1646	21430	9930	37106
293399	OTHER HETROCYCLIC COPMOUNDS	308974	874436	168881	1112982
293410	COMP UNFUSE THIAZOLE RING	33199	147898	46113	150647
293420	COMP BENZOTHIAZOLE RING SYSTEM	5810	25337	8533	49879
293430	COMP PHENOTHIAZINE RING SYSTEM	5915	15925	2640	11802
293491	AMINOREX(INN),BORTIZOLAM(INN)		170	1975	9084
293499	OTHER NUCLEIC ACIDS&SALTS	510813	2723688	447069	2205724
293999	OTH VEGETABLE ALKALOIDS NATURL	41568	184305	26532	113840
294190	OTHER ANTIBIOTICS.	611866	2598620	611042	2593229
310100	ANIMAL/VEG FERTILIZER/PRODUCTS	2860	64858	2256	44986
310210	UREA,WHET OR NOT AQUEOUS SOLUT	3542	1576002	2350	7684
310221	AMMONIUM SULPHATE	39577	520276	17954	328193
310229	MIX AMMONIUM SULPHATE/NITRATE	36	59237		73252
310230	AMMONIUM NITRAT,WHET/NOT AQUES	37467	65069	3590	139655
310240	MIXT,AMMONIUM NITRAT/CALC CARB	417	417		
310250	SODIUM NITRATE	8476	33869	14226	72917
310260	MIXT,CALCIUM/AMMONIUM NITRATE			1268	1268

Contd.

## 10.11 Imports by Economic Categories (Detail)

(In Thousand Rupees)

ITEMS		NOVEMBER, 2015	FROM JULY, 2015	NOVEMBER, 2014	FROM JULY, 2014
310280	MIXT UREA/AMMONIUM NITRAT SOLU		6439696		
310290	OTH,MIN/CHEM NETROG FERTILZER	1623	35933	6951	34553
310310	SUPER-PHOSPHATES		141358	4183	37594
310390	OTH,MIN/CHEM FERTILIZE PHOSPHT				35
310420	POTASSIUM CHLORIDE	19103	281459	17036	439395
310430	POTASSIUM SULPHATE	43051	996866	85120	486736
310490	OTH,MIN/CHEM FERTILIZE POTASIC	61652	483022	338969	845052
310510	MIN/CHEM FERTILIZER >10KG	2043	2195	10492	12845
310520	MIN/CHEM FERTZ ELEM NIT/PHO/PT	35925	167876	29771	121244
310530	DIAMMONIUM HYDROG ORTHO-PHOSPH	15180675	44218199	4634886	32777025
310540	AMMONIUM DIHYDROGEN ORTHO-PHOS	4105	15825	6993	28158
310551	CHEM FERTZ CON NITRAT/PHOS	197	172076	2270	2636
310559	OTH MIN/CHEM FERTZ NITRAT/PHOS	516339	875919	6062	202010
310560	MIN/CHEM FERTZ ELEM PHOS/POTAS	368	1321	383	3530
310590	OTH MINER/CHEMICAL FERTILIZER	7709	87088	10829	120885
320110	QUEBRACHO EXTRACT	268	21526	4268	44282
320120	WATTLE EXTRACT	22779	147357	28332	208717
320190	OTH TANNING/EXTRACT VEG/GAMBER	44280	197695	28676	194619
320210	SYN ORGANIC TANNING SUBSTANCE	150998	624772	167952	751197
320290	OTH,INORGANIC TANING SUBSTANCE	89475	448531	133130	502090
320300	COLOUR MATTER,VEG/ANIMAL	5584	21365	4500	28912
320411	DISPERSE DYES/PREP BASE THEROF	390748	1218162	115564	763179
320412	ACID DYES PREMETALISE/PREP/DYE	135873	533538	92951	701138
320413	BASIC DYES/PREP BASE THEREON	77715	325407	46614	325921
320414	DIRECT DYES/PREP BASE THEREON	39852	168917	15916	145004
320415	VAT DYES INCL PIGMENT/PREPARAT	321761	1346771	209470	1224489
320416	REACTIVE DYES PREP BASE THREON	693965	3444520	298817	3490484
320417	PIGMENT PREP BASE THEREON	179133	1203528	194467	1050834
320419	OTH SYN ORGN COLOURING MATTER	83940	579559	72099	521058
320420	SYN ORGN PROD USE FLUORESCENT	64883	273264	49047	262528
320490	OTH,SYN ORGN COLOURING MATTER	9444	23700	5524	18443
320500	COLOUR LAKES,PREP AS SPECIFIED	11774	90472	15051	71587
320611	PIGMENT PREP TITANIUM DIOXIDE	424989	2328414	527123	2440478
320619	OTH,PIGMENT/PREP TITANIUM DIOX	7424	49561	14843	47818
320620	PIGMENT/PREP,CHROMIUM COMPOUND	12918	82100	17245	45127
320641	ULTRAMARINE/PEP BASE THEREON	5283	19474	3647	18598
320642	LITHOPONE/OTH PIGMENT/ZINC SUL	4858	18480	4625	15624
320649	OTH,COLOURING MATTER PREPARATN	61620	275194	53474	255037
320650	INORGANIC PRO USE LUMINOPHORES	247	1770		115
320710	PREP PIGMENT/OPACIFIER/COLOURS	14069	61488	16014	98517
320720	VITRIFIABLE ENAMEL/GLAZE/ENGOB	11586	31077	5851	29746
320730	LIQUID LUSTER/SIMILAR PREPARAT	1052	6388	2268	7665
320740	GLASS FRIT/POWDER GRANULE/FLAK	61216	344718	80615	363528
320810	PAINT/VARNISH BASE ON POLYSTER	19126	104345	12171	80355
320820	PAINT/VARNISH,ACRY/VINYL POLYM	36533	205089	17527	124145
320890	OTH PAINT BASED ON POLYAMIDES	161549	761555	94159	653849
320910	PAINT/VARNISH ACRY/VINYL POLYM	683	40798	9986	33661
320990	PAINT/VARNISH,SYN POLYMER/AQS	13894	71537	9507	76536
321000	OTH PAINT & VARNISH FOR LEATHE	12463	63682	13698	87372
321100	PREPARED DRIERS.	21312	69711	16532	71473
321210	STAMPING FOILS	31736	123549	23447	126462
321290	OTH,PIGMENT DISPERSE NON AQUOS	18401	87176	10094	79172
321310	COLOURS IN SETS	7948	23646	3720	20174
321390	OTH COLOUR ARTIST/PAINTERS	220	925	687	5790
321410	GLAZIERS/GRAFTING PUTTY,RESIN	20531	141174	29949	154534
321490	NON-REFRACTORY SURFACING PREP	31885	186494	12187	125560
321511	ROLLING COATING PRINT INK BLK	25527	180241	26883	164445
340290	OTH ORG SURFAC ACT,WASH/CLEAN	203803	771746	256844	764968
340311	PREP TEXTILE/LEATHER/OIL MATRL	28959	183239	25500	188194

Contd.

## 10.11 Imports by Economic Categories (Detail)

(In Thousand Rupees)

ITEMS		NOVEMBER, 2015	FROM JULY, 2015	NOVEMBER, 2014	FROM JULY, 2014
340319	LUBRICAT PREP CONT PET/MIN OIL	129910	647006	116465	531361
340391	OTH,PREP TEXT/LEATHER/FURSK ML	112655	750052	121441	816446
340399	OTH LUBRICAT PREP OIL/GREASE	50477	282943	23773	214835
340420	ART/PREP WAXES,POLYETHEL GLYCL	22825	110667	33449	118142
340600	CANDLES,TAPERS AND THE LIKE	10750	23887	8524	24843
340700	MODELING PASTE ETC RETAIL SALE	5609	37454	7301	28132
350110	CASEIN	2394	9421	22887	30586
350220	MILK ALBUMIN,INCL WHEY PROTEIN	5315	5323		
350290	OTH ALBUMIN O/T EGG ALBUMIN		190	17	22
350300	GELATIN&GELATIN DERIVATIVE	13050	31244	15520	45659
350400	PEPTONEDERV,PROTEIN SUBSTANCE	3522	22987	4959	29500
350510	DEXTRIN,OTH MODIFIED STARCHES	57519	226808	65961	250435
350520	GLUES	4504	29127	11007	57388
350610	PROD SUITABLE USE GLUE/ADHESIV	26446	128903	13334	90215
350691	ADHESIVE/RUBBER/PLASTIC/RESIN	106578	619503	81605	531504
350699	OTH PREP GLUE/ADHESIVE	11551	60650	14667	63364
350710	RENNET AND CONCENTRATE THEREOF	992	2374		1013
360690	OTH FERRO CERIU/OTH PYROPHORC		9	448	811
370110	X-RAY FILM,PLATE IN FLAT UNEXP	93221	526605	85916	471696
370120	INSTANT PRINT FILM UNEXPOSED		26		163
370130	OTH UNEXPOSED PLATE>255MM	38418	293947	25003	261242
370191	O.PL/FILM-COLOUR PHOTOGRAPHY		31		76
370199	OTH PHOTOGRAP/PLAT/FILM/UNEXPS		599	287	5484
370210	PHOT-FILM ROLL UNEXPOSE,X-RAY		1379		87
370231	OTH PHOT/FILM ROLL<105MM				298
370239	OTH PHOT FILM ROLL ST/UNEXPOSE		1088		1292
370243	PHOT FILM W>610MM,L<200M	9056	37848	2021	37360
370244	PHOT FILMW>105MM BUT<610MM	13537	196235	24478	213376
370310	PHOT PAPER/BOARD/TEXT W>610MM	171	1007		1881
370320	PHOT PAPER/BOARD/TEXT UNEX/COL	11019	40194	17719	30914
370390	OTH PHOT PAPER/BOARD TEXT UNEX	17098	61051	10128	46265
370400	PHOT PLAT/FILM PAPER/BOARD EXP		1011	50	2042
370510	PHOT PLAT/FILM FOR OFFSET REP		286		
370590	OTH PHOT PLAT/FILM	45	233	8	43
370610	CINEMAGRAPHIC FILM EXPO/DEVEL	150	311	295	3193
370690	OTH CINEMA FILM EXPOSE DEVELOP	613	2999	694	3192
370710	SENSITISING EMULSIONS	6176	45400	14362	44031
370790	OTH CHEM PREP,PHOTOGRAPHIC USE	22248	91295	20729	75599
380110	ARTIFICIAL GRAPHITE	3162	14161	1727	21799
380120	COLOIDAL/SEMI COLOIDL GRAPHITE	269	545		3206
380130	CARBONEOUS PASTE ELECTRODE	216	1855		2970
380190	OTH,PREP GRAPHITE O/T CARBON	2264	8186	287	4618
380210	ACTIVATED CARBON	24800	100147	23616	66043
380290	OTH ACT CARBON/NAT MINER PROD	6050	60436	9353	37464
380300	TALL OIL WHETHER/NOT REFINED	135	135		464
380400	RESIDUAL LYE FROM WOOD PULP NS	23971	126654	10469	74789
380510	GUM,WOOD,SULPHAT TURPENTIN OIL		3148		
380590	OTH TERPENIC OIL CONIFER WOOD	64199	99589	14150	35113
380610	ROSIN AND ROSIN ACIDS	54291	365196	71432	536695
380620	SALT OF ROSIN/RESIN ACIDS DERV	25916	40285	2403	51689
380630	ESTERS GUMS	12493	49463	2957	43049
380690	OTH,ROSIN,SPIRIT,OIL,RUN GUMS	5107	22963	6435	44785
380850	INSECTICIDE/RODENTICIDE/ETC	1	5676		248
380891	OTHER INSECTICIDES	206044	2793317	195772	1944590
380892	FUNGICIDES	309401	1305441	322148	1360696
380893	HERBICID,ANTISPROUTING PRODUCT	717340	3516905	1256710	2643712
380894	DISINFECTANTS	21756	117386	12510	115427
380899	PLANT-GROWTH REGULATORS R.O-71	12597	52468	10643	52513
380910	FINISHING AGENT AMYLACOUS SUBS				4874

Contd.

## 10.11 Imports by Economic Categories (Detail)

(In Thousand Rupees)

ITEMS		NOVEMBER, 2015	FROM JULY, 2015	NOVEMBER, 2014	FROM JULY, 2014
380991	OTH FINISHING AGENT ETC TX ETC	260342	1237766	206945	1213297
380992	OTH FINISHING AGENT DYE CARRIER	39763	154320	9435	96910
380993	OTH FINISHING AGENT DYE CARRIER	62417	330531	76149	435732
381010	PICKLING PREP METAL SURFACE	30627	138327	34995	171120
381090	OTH PREP FOR METAL SURFACE	8487	226335	9469	135010
381119	OTHER,ANTI-KNOCK PREPARATIONS	6315	12614	1577	10024
381121	ADD LUBRICATE,PET OIL BIT MINE	305210	1922028	262525	2104869
381129	OTH ADDITIVE LUBRICATING OIL	34642	527064	121489	810752
381190	OTH PREP ADDITIVE FOR LIQU USE	200251	1026989	162004	944850
381210	PREPARED RUBBER ACCELERATORS	6329	96318	4841	61444
381220	COMPOUND PLASTICIZER RUB PL	998	6303	14	6006
381230	ANTI-OXIDISING PREPAR & COMPOU	106332	585724	67200	358505
381300	PREP/CHARG FIRE-EXTINGUISHERS	9527	23753	2896	20396
381400	ORGAN COMP SOLVENT/THINNER NES	11230	122051	37848	141261
381511	SUPORTED CATALYST WITH NI/COMP	17189	121976	13714	50905
381512	SUPORTED CATALYST WITH PR/METL	137182	161340		77289
381519	OTHER,SUPPORTED CATALYSTS	5389	119824	159071	280120
381600	REFRACTORY CEMENT,MORTARS,CONS	26725	259607	43635	181434
381700	MIXE ALKYL-BENZEN&MIX AL-NAPHT	789323	2641505	1003225	3808208
381800	CHEM ELEMENT/COMP DOP-ELECTRON	58	1205	1065	1182
381900	HYDRALIC BRAKE FLUIDS/LIQUIDS	11945	71618	6468	50274
382000	ANTI-FREEZING PREP/DEICE FLUID	20734	102044	16470	71289
382100	PREP CULTURE MEDIA MICRO-ORGAN	7559	33476	3329	24298
382200	DIAGNOSTIC/LAB REAGENTS/PR-DIA	651889	2742077	478329	2292932
382311	STEARIC ACID	30553	103616	25634	106410
382312	OLEIC (OLIVE) ACID	4168	12952		11042
382313	TALL OIL FATTY ACIDS		13734	3171	7423
382319	OTH INDUS MONOCARBOXYLIC F.ACI	353456	1353699	343807	1499264
382370	INDUSTRIAL FATTY ALCOHOLS	9931	64174	12315	53828
382410	PREP BINDER FOUNDRY MOUL CORES	11364	48154	11537	47533
382440	PREPARED ADDITIVES FOR CEMENT	29511	162882	23381	104980
382450	NON-REFRACTORY MORTAR CONCRETE	3458	14768		9233
382460	SORBITOL OTH SUB-H-NO.2905.44	47092	235007	94984	256594
382475	MIX CON CARBON TETRACHLORIDE				2
382478	CON (PFCs)/(HFCs)BUT NOT(CFCs)		7440	2040	15279
382479	OTH MIX CON HALOGE DER OF METH	108	41239	11879	73929
382490	OTH,CHEMICAL PRODUCT/PREPARA	1387836	6775274	1151518	6686072
382590	OTH RESIDUAL OF CEHM.INDUSTRY	1020	4868		67
382600	BIODIESE&MIXTURE 70%WT-PET-OIL	115	148		
390110	POLYETHYLENE SP GRAVITY<0.94	3679246	13712977	3158988	13699895
390120	POLYETHYLENE SP.GRAVITY>0.94	2873846	12470379	1901199	10063249
390130	ETHYLENE-VINYL ACETATE COPLMER	119437	698137	138254	976950
390190	OTH POLYMER OF ETHYLENE P.FORM	186661	972672	257034	939229
390210	POLYPROPYLENE	3719724	17879414	3500017	17968679
390220	POLYISOBUTYLENE	87	15703	6422	26554
390230	PROPYLENE COPOLYMERS	1112560	5222865	756976	4766793
390290	OTHER OLEFINS IN PRIMARY FORMS	24263	112974	19106	127804
390311	POLYSTYRENE EXPANSIBLE	14961	38750	8883	41127
390319	OTHER POLYSTYRENE	41603	159193	15631	257247
390320	STYRENE-ACRYLONITRILE COPOLYMR	18768	115156	37386	148110
390330	ACRYLONITRILE-BUTADINE-STYRENE	219269	943835	175798	973763
390390	OTH POLYMERS OF STYRENE,P-FORM	13624	70874	7605	66560
390410	POLYVINYL CHLORIDE,UNMIX SUBST	516217	2304866	200422	1928860
390421	OTH POLYVINYL CHLORIDE,NON-PLA		13750	3437	31295
390422	OTH POLYVINYL CHLORIDE PLASTIC	39882	117442	25650	123721
390430	VINYL CHLORIDE VINYL ACETATE	557	16845	2435	15648
390440	OTH VINYL CHLORIDE COPOLYMERS	14028	41605	3113	25966
390461	POLYTETRALUOROETHYLENE		3167		201
390469	OTHER, FLUORO-POLYMERS	1469	9539		2315

Contd.

## 10.11 Imports by Economic Categories (Detail)

(In Thousand Rupees)

ITEMS		NOVEMBER, 2015	FROM JULY, 2015	NOVEMBER, 2014	FROM JULY, 2014
390490	OTH POLYMERS OF VINYL CHLORIDE	1832	8005		5577
390512	POLYVINYL ACETATE AQUE DISPERS	1595	23449	37	15687
390519	OTH POLYVINYL ACETATE (PVA)	17304	25052	2438	17465
390521	VINYL ACETATE COPOLYMERS AQUEO	39251	240680	47841	179405
390529	OTH VINYL ACETATE COPOLYMERS	10973	69066	16476	68760
390530	POLYVINYL ALCOHOL W/N CON UNHY	165319	952894	108555	788824
390591	COPOLYMERS	4293	10971	880	6865
390599	POLYMERS OF OTHER VINYL ESTERS	18207	143999	18732	139030
390610	POLYMETHYL METHACRYLATE	20351	79401	14203	73763
390690	OTHER,ACRYLIC POLYMERS P/FORMS	438057	1906693	443809	1823863
390710	POLYACETALS	18875	75117	21001	83652
390720	OTHER POLYETHERS	842451	3542903	840740	4072239
390730	EPOXIDE RESINS	101252	453839	62691	322352
390740	POLYCARBONATES	55762	487811	66646	466210
390750	ALKYD RESINS	352	130333	236	153121
390760	POLYETHYLENE TEREPHTHACATE(PET)	267403	1953566	349725	1853209
390770	POLY(LACTIC ACID)	5440	21330	8670	24972
390791	OTHER POLYESTERS, UNSATURATED	3972	17226		12552
390799	OTH POLYSTERS IN PRIMARY FORMS	37057	193284	27761	147119
390810	POLYAMIDE-6,-11,-12,-6,6,-6,10	19705	88749	12852	95188
390890	OTH POLYAMIDE IN PRIMAR FORM	42845	176039	26851	165954
390910	UREA RESINS, THIOUREA RESINS	1208	5693	2808	20004
390920	MALAMINE RESINS	20252	98227	10861	65417
390930	OTHER AMINO-RESINS	916	3045	870	1534
390940	PHENOLIC RESINS	24307	110202	15072	114560
390950	POLYURETHANES	204973	1027755	211689	1102675
391000	SILICONES IN PRIMARY FORMS.	265212	1452540	277641	1402525
391110	PETROL/COUMARONE,INDENE RESINS	23370	99282	7179	50856
391190	OTH,POLYSULPHIDE,SULPHONE/PLAS	6604	58188	6596	50194
391211	CELLULOSE ACETATES,NON-PLASTI		583		
391212	CELLULOSE ACETATES,PLASTICISED	495	788		
391220	CELLULOSE NITRATES(INCL COLLO)	62182	322797	68473	335169
391231	CARBOXYMETHYL CELLULOSE & SALT	97582	547446	56511	748640
391239	OTHER CELLULOSE ETHERS	123374	695476	83764	589536
391290	OTH CELLULOSE & CHEM DERIVATIV	29897	240235	46460	167497
391310	ALGINIC ACID,ITS SALTS & ESTER	191058	632724	113903	778795
391390	OTH NATURAL POLYMERS/MODIFI	16761	151090	38627	219577
391400	ION-EXCHANGERS BASED ON POLYMR	39020	124096	19574	113359
391510	WASTE,ETC OF ETHLY/POLYM/PLAST	3177	5459		2788
391520	WASTE,ETC OF STYRENE/POLY/PLAS				39859
391530	WASTEETC OF VINYL-CHLORIDE/PL	26343	83279	80881	361717
391590	WASTE,ETC PLASTIC/PARING	23809	124115	42164	253678
391610	MONOFILAMENT D>1MM RD/ST/PROFI	47	2627	5971	14904
391620	MONOFILAMENT D>1MM-PL PO VICHL	108	14816	11647	34160
391690	OTH MONOFIL D>1MM PLASTIC-TOH	21423	73429	10149	53306
391710	ARTIFI GUTS OF HARDEN PROTEIN	6135	9073	407	1009
391721	TUBE,PIPE HOSES,RIGID,OF POLYM	22164	62567	10154	56477
391722	TUBE,PIPE HOSES,POLYMER OF PRO	13611	48807	556	23541
391723	TUBE,PIPE ETC OF POLYMER VINYL	11736	52286	20356	82114
391729	TUBE,PIPE HOSE,RIGID,OTH PLAST	35501	305581	24018	86817
391731	FLEXIBLE TUBE,PIPE B-PRE27.6MP	7617	46517	6282	76230
391732	OTH,TUBE,PIPE HOSE W/OUT FITNG	1147	5501	438	7833
391733	OTH TUBE,PIPE NOT REINFORCED	3695	41470	1121	5804
391739	OTHER TUBES,PIPES AND HOSES,	191264	495572	29556	208240
391890	FLOOR COVERING OF OTH PLASTICS	14305	52407	13932	82376
391910	SELF ADHESIVE PLAT,ETC W<20CM	145698	498803	137662	527501
391990	OTH,SELF-ADHESIV PLATE,W>20CM	313877	1521830	235275	1255649
392010	OTH PLATES,ETC PLASNON-CELULAR	170175	691275	181148	657099
392020	OTH PLATE,ETC PLAST NOT REINFO	140630	729087	101486	496807

Contd.

## 10.11 Imports by Economic Categories (Detail)

(In Thousand Rupees)

ITEMS	NOVEMBER, 2015	FROM JULY, 2015	NOVEMBER, 2014	FROM JULY, 2014	
392030	OTH PLATE,SHEET,ETC OF PLASTIC	34893	172650	22307	109518
392043	OTH PLATE,MAT OF VINYL CHLORID	35317	203866	30790	143632
392049	OTH PLAT,ETC VINYL CHLORID FLX	101903	486590	72383	563266
392051	OTH PLATE,ETC ACRYLIC POLYMERS	5400	20801	1712	33445
392059	OTH PLAT,ETC OTH ACRYLPOLYEER	14594	42728	1556	9875
392061	POLY CARBONATE IN PLATE, ETC	21	10932		4750
392062	OTH PLATE ETC POLY(ETH TEREPH)	46166	195482	26009	77302
392063	OTH PLATE ETC UNSAT-POLYESTERS	3091	62142	9850	97321
392069	OTH PLATES ETC OF OTH POLYESTR	11658	62064	6218	27369
392071	OTH PLAT ETC PLAS OF REG CELUL	2035	4354	361	3864
392079	OTH PLAT ETC-PLAS OF CEL DERIV			207	207
392091	OTH PLATETC PLAS OF PO BUTRAL	1952	6380	2378	11433
392092	OTH PLAT ETC-PLAS OF POLYAMIDE	713	5124	5018	10109
392093	OTH PLAT ETC-PLAS OF AMINO-RES			162	162
392094	OTH PLAT ETC-PLAS OF PHENORES N	1966	5991	1044	12671
392099	OTH PLAT ETC-PLAS OF OTH PLAST	31825	191857	36567	261838
392111	PLATES ETC OF PLAS POLY/STYREN	1739	13867	1774	6261
392112	PLAT ETC PLASTIC CEL P-VIN-CHL	186147	522259	66967	217507
392113	PLAT ETC PLA CEL OF POLUURETHA	65991	365191	48248	472521
392114	PLAT ETC PLA CEL OF REGERATED		3990		6527
392119	FLAT SHET ETC PLA CEL OTH PLAS	12333	84097	18015	132515
392690	OTH, ARTICLES OF PLASTICS	348573	1575004	256574	1608260
400110	NATURAL RUBBER LATEX	234831	985593	223584	1200535
400121	SMOKED SHEETS	63145	309421	171918	598698
400122	TECH SPECIFIED NATURAL RUBBER	139463	986176	167477	774828
400129	OTHER NATURAL RUBBER	21413	90580	19180	84032
400211	STYRENE-BUTADIENE RUBBER LATEX	88568	508463	131720	567520
400219	STYREN BUTADIEN RUBER CARBXyla	370678	1735226	152796	1215328
400220	BUTADIENE RUBBER (BR)	12141	67716	5892	87153
400231	ISOBUTENE-ISOPRENE RUBBER(IIR)	87424	629330	118314	506556
400239	OTH,HALO-ISOBUTENE-ISOPRENE RU	283	54344		47206
400241	CHLOROPRENE RUBBER LATEX (CR),		424	424	424
400249	CHLOROPRENE RUBBER O/THAN LATX	14645	267275	42069	176455
400251	ACRYL BUTADIENE RUBBER LATEX	47	89		6
400259	ACRY BUTAD RUBBER O/THAN LATEX	101077	301898	5488	171977
400260	ISOPRENE RUBBER (IR)		817		
400270	ETHYL PROPLENE-NON-CONJUGATED	29879	115797	12681	92491
400291	OTH SYNTHETIC RUBBER FACTICE	1555	3976	446	591
400299	OTH SYN RUBBER FACTICE D/F OIL	31810	120034	31476	95138
400300	RECLAIMED RUBBER PRIMARY FORM	24560	118414	23136	167156
400400	WASTE,PAROMGS&SCRAP O/TH H-RUB	88587	368923	129842	568995
400510	COMP WITH CARBON BLACK OR SILI	11408	52221	10503	71172
400520	SOLUTION/DISPERS O/T H-4005.10	67	445	78	78
400591	PLATE,SHEET STRIP UN-VUL RUBER	413	4663	2324	4978
400599	OTHER COMPOUNDED RUBBER	22532	96736	14269	105219
400610	CAMEL-BACK STRIP RETR RUB TYR		37		
400690	OTH FORM&ARTIC UNVULCAN RUBBER	146	3881	77	27410
400700	UNVULCA RUBBER THREAD & CORD	35967	110888	21767	85563
400811	PLATE,SHEET ETC CELLU VULC RUB	5205	40690	2248	27042
400819	RODS&OTH FORMS OF CEL.VULC RUB	481	6693	2766	8519
400821	PLAT,SHET N-CELU VULCANI RUBER	33333	148027	27845	281643
400829	RODS&OTH FORM OF N/CEL VUL RUB	5516	17988	4527	37210
400911	TUBE,PIPE OF RUBBER W/O.FITING	21715	163980	18607	124257
400912	TUBE,PIPE OF RUBER WITH FITING	2144	21815	1135	11032
400921	TUBE,PIPE OF RUB W/O.METL.FIT	4807	14056	2581	27867
400922	TUBE,PIPE OF RUB WITH METL.FIT	3513	7386	357	3280
400931	TUBE,PIPE RUB W/O TEX.METL.FIT	45418	71867	5422	40359
400932	TUBE,PIPE RUB W/TEX.METL.FIT	43739	46865	7939	19212
400941	TUBE,PIPE RUB W/O OTH.METL.FIT	6281	22414	5429	28267

Contd.

## 10.11 Imports by Economic Categories (Detail)

(In Thousand Rupees)

ITEMS	NOVEMBER, 2015	FROM JULY, 2015	NOVEMBER, 2014	FROM JULY, 2014	
401700	HARD RUBER IN ALL FORMS/ARTICL	252	5005	665	5936
410120	W.HID&SKIN BOV.WT8-10KG.UN.SPL	1599	5523	4754	12877
410150	WHOLE,HIDE/SK BOV ANI F>16 KG	43126	220695	57556	313035
410190	OTH HIDES INCL BUTT,BEND&BELIE				967
410210	RAW SKINS OF SHEEP/LAMB W/WOOL	135329	668757	290183	1452969
410221	RAW SK SHEP/LAM W-OUT WOOL PKD	24585	85423		107932
410229	OTH RAW SK SHEP/LAM W/OUT WOOL	10733	83158	55339	122805
410390	OTH,HID/SK FRE SALTED,DRIED,LA	30155	264922	47675	461263
410411	HIDE/SKIN FULL GRAIN UNSPLIT	5445	9316	14026	23025
410419	OTH HIDE,SKIN WET STATE	45910	136029	18154	73109
410441	HIDE,SKIN FULL GRAIN DRY STATE				23193
410449	OTHER HIDES DRY STATE(CRUST)	1152	3515		20116
410510	WET BLUE LAMB,SHEEP SKIN	63149	269658	42286	494167
410530	SHEEP/LAMB SKIN NO WOOL CRUST	100	579	700	10520
410621	GOAT/KID SKIN WET BLUE	22382	159123	62460	280941
410622	GOAT/KID SKIN CRUST		14649	4249	33599
410691	OTH WET BLUE SKINS		1737		34
410692	OTH SKINS DRY STATE CRUST	1630	1630		
410711	WHOLE HIDE SKIN FULL GRAIN BOV		3434		3057
410712	WHOLE HIDE/SKIN GRAIN SPLIT BV	4510	11823	837	3138
410719	OTH WHOLE HIDE/SKIN BOV ANIMAL	91151	342607	68313	482170
410791	OTH HIDE INCL SIDES FULL GRAIN		267		36
410792	OTH HIDE INCL SIDE GRAIN SPLIT		4037	7745	13271
410799	OTH LEATHER FURTHER PREPARED	15147	81817	7871	52919
411200	PREPARED LEATHER SHEEP/LAMB	336	13617	2899	23249
411310	LEATHER PREP.AFTER TANN GOAT	6032	18464	2786	102766
411390	OTH LEA FURTHER PREP.AFTR TANE	3881	21164	10156	26312
411410	CHOMIS LEATHER				164
411420	PATENT LAMINATED METALIS LEATH		96	4518	14442
411510	COMP. LEATHER WITH BASIS LEATH	3741	37961	4572	80547
411520	PARINGS, OTH WASTE OF LEATHER	1064	2529	837	3229
430219	OTH,FURSKINS,WHOLE,W&W/OUT H&T	157	14111	1841	11738
440110	FUEL WOOD,IN LOGS,BILLETS ETC				193
440310	WOOD TRET WITH PAINT,STAIN ETC		3740	6959	17252
440320	OTH,CONIFEROUS SPECIES ROUGH	28876	88898	19866	65822
440349	OTH,WOOD,NON-CONF SPECIES ROUG	23528	154713	38251	94137
440391	OTH WOOD OAK LOGS NON-CONFIFER		5386		
440399	WOOD OF OTHER NON-CONF SPECIES	180840	776256	61108	274511
440410	CONIFEROUS	3119	34283		23649
440799	OTH WOOD NON-CONF.SPECIES	151030	659993	114753	759596
440810	CONIFEROUS SHEET FOR VENEERING	10940	39225	3518	25577
440831	VENEER/DARK RED MERANTI SHEETS		1521		1547
440839	OTH VENEER SHEET/TROPICAL WOOD	8263	26291	2633	19840
440929	OTHER NON-CONIFEROUS WOOD	697	1354	94	898
441011	PARTICLE BOARD OF WOOD	7626	39817	12892	88203
441012	ORIENTED STRAND BOARB UN-WORKED	2641	3947		4395
441019	OTH P-BOARD OF LIGNEOUS MATERI		75	4	37
441090	OTH P-BOARD NOT AGGLOM W-RESIN	390	1416		1691
441112	MEDIUM DENSITY BOARD (MDF)	125048	743582	96551	504119
441113	(MDF)THICKNESS 5MM TO 9MM	43710	196698	29466	136422
441114	(MDF)THICKNESS EXCEEDING - 9MM	121872	582696	98932	509517
441192	OTH (MDF)DENSITY EXC 0.8 g/cm3	171	171		
441193	OTH (MDF)DENSITY 0.5-0.8g/cm3	185142	559723	188736	483983
441194	OTH (MDF)DENSITY NOT> 0.5g/cm3	843	3979	1719	6944
441210	P-WOOD,VENEER PANELS OF BAMBOO			7	197
441232	OT P-W OUTER PLY NON-CONIFE-WD	47208	190556	14343	115348
441239	OTH PW CONSIST OF WD SHEET-6MM	7466	45758	1265	38359
441294	OTH BLOCKBOARD,LAMINATED&BATEN		1925		3593
441299	OTH PW CONSIST OF WOOD SHEET	24596	25938	51	1072

Contd.

## 10.11 Imports by Economic Categories (Detail)

(In Thousand Rupees)

ITEMS	NOVEMBER, 2015	FROM JULY, 2015	NOVEMBER, 2014	FROM JULY, 2014	
441400	WOODEN FRAMES FOR PAINTINGS	850	5961	560	2899
441510	CASES,BOXES,CRATES,SIM//PACKING		3168	5948	9603
441520	BOX PALLETS& OTHER LOAD BOARD	125	1289	25	12795
442190	OTHER,ARTICLES OF WOOD	7411	42038	3791	64869
450110	NATURAL CORK,RAW/SIMPLY PREPAR	285	404		2605
450190	WASTE CORK,CRUSHED,GRANULATED	461	2227		3519
450310	CORKS AND STOPPERS		11		
450390	OTHER ARTICLE OF NATURAL CORK		515		50
450410	BLOCK PLATE SHEET,STRIP CORK	377	10871	1936	8843
460290	OTH BASKET/WICKERWORK/LOOFAH	551	2970	310	2148
470100	MECHANICAL WOOD PULP	18498	166789		324226
470200	CHEM WOODPULP,DISSOLVING GRADE	6943	40820	7816	42440
470311	CHEM WOODPULP UNBLECHED CONIFE	141220	397873	126841	476842
470319	CHEM WOODPULP UNBLE NON CONIFE	19407	30713		
470321	CHEM WOODPULPSEMIBLEACH/BLEACH	255497	1453587	227294	1460152
470329	OTH CHEMWOODPULP BLE/SEMI-BLEH	158054	1338349	124257	1522283
470429	CHE W-PULP,S-BLE/BLE NON-CONIF	16767	61084	40631	145058
470500	SEMI-CHEMICAL WOOD PULP	49643	381595	111960	618740
470610	COTTON LINTERS PULP				
470620	PULP OF FIBRES DERI FROM W-SCR	2065	22075	7491	11078
470630	OTH PULP FROM WASTE OF BAMBOO	1355	9000		
470691	PULP OTHER CELL MATERIAL MECH		59		
470710	UN-BLEACHED KRAFT PAPER	2857	23926	1405	96345
470720	RECOVERED PAPER/PAPER BOARD BL	1397	2442		
470730	PAPER/PAPERBOARD MACHINE PULP	458	2444	3612	6966
470790	WASTE & SCRAP OF OTHER PAPER	181535	890225	132876	833869
480100	NEWSPRINT,IN ROLLS OR SHEETS	388111	2055982	491882	2674207
480210	HAND-MADE PAPER & PAPERBOARD		1256		287
480220	PAPER/P-BOARD PHOTO-SENSITIVE		577	406	3663
480240	WALL PAPER BASE			7	21
480254	OTH PAPER & PAPERBOARD<40G/SQM	3391	24639	1638	26035
480255	OTH PAPER&PAPERBOARD>40-G/SQM	191321	1280820	247117	1202854
480256	OTH PAPER&PAPERBOARD IN SHEETS	2880	34768	28691	211878
480257	OTH PAPER WT 40-150 G/M2	9733	132145	17671	240854
480258	PAPER & BOARD WT>150G/M2	56619	280455	44049	256050
480261	OTH PAPER&PAPERBOARD IN ROLLS	620	2229	93	289
480262	OTH PAPER&PAPER BOARD IN SHEET	354204	1438239	214831	966476
480269	OTH U-C CARBONISING BASE PAPER		2930	1388	6983
480300	TOILET FACIAC TISSUE/TOWEL ETC	32957	118598	13601	96154
480411	KRAFTINER UN COATED UN-BLEACH	154660	743664	149852	566411
480419	OTH KRAFTLINER UNCOAT ROL/SHET	101218	368304	109173	358208
480421	SACK KRAFT PAPER,UNBLEACHED	477003	1993266	374184	2057870
480429	OTH SACK KRAFT PAP UN-COT RISH			5928	8383
480431	OTH KRAFT P1BORD WT150G/SQMUNB	38981	197723	39813	154856
480439	OTH UNC K-P/BORD WT150G/SQMUB	22224	86101	16812	137844
480441	OTH KR.P/BORD W>150G<2259-UNBL		3234		
480442	OTH KRAFT 150-225G BLECH	5038	8599	996	15492
480449	OTH KRAFT PAPER IN ROCC/SEETS		6		3265
480451	OTH KRAFT PAPER 225G ON BLEACH		5632	1668	5491
480459	OTH KRAFT PAPER IN ROLL 225G	11079	69001	38	64159
480511	SEMI-CHEMICAL FLOUTING PAPER	47785	99026		21906
480512	STRAW FLUTING PAPER		249		47
480519	OTHER FLUTING PAPER	134213	231487	14950	128557
480524	TESTLINER BD WT150G/M2 OR LESS	5214	56048	10587	65132
480525	TESTLINER BOARD WT>150 G/M2	8982	48795	16079	71092
480530	WRAPPING PAPER,UNCOAT	26922	133232	10987	115056
480540	FILTER PAPER/PAPERBOARD,UNCOAT	4129	11341	1096	5182
480550	FELT PAPER/PAPERBOARD,UNCOATED		13		
480591	OTH P&P/ BOARD<150G UNCOATED	33209	153502	17890	110706

Contd.



## 10.11 Imports by Economic Categories (Detail)

(In Thousand Rupees)

ITEMS		NOVEMBER, 2015	FROM JULY, 2015	NOVEMBER, 2014	FROM JULY, 2014
480592	OTH P&P/BOARD 150-225G UNCOAT	10501	31144	15877	70355
480593	OTH P & P BOARD<225G UNCOATED	21140	82107	13564	75500
480610	VEGETABLE PARCHMENT PAPER		2408	292	3882
480620	GREASEPROOF PAPERS	1722	10617		7089
480630	TRACING PAPERS	5338	13035	4353	13484
480640	CLASSINE/GLAZED TRANSPA PAPER	9738	65104	9225	77061
480700	COMPOSITE P/BOARD STICKING FLA	6814	13057	10178	26284
480810	CORRUGATED P&P/BOARD PERFORTE				264
480840	SACK KRAFT PAPER CREPED/EMBOSD		1883	140	865
480890	OTH PAPER,CREPED/EMBOSSD/PERF	6755	24560	4020	20758
480920	SELF COPY PAPER	51585	175479	40113	172553
480990	OTH COPYING / TRANSFER PAPERS	3585	12566	1691	15925
481013	P&P/BOARD FOR WRITING/PRINTING	141566	827163	120351	599231
481014	P&P/B IN SHEET 1-SIDE<435/297M	3261	10394		139
481019	OTH PAPER&PAPERBOARD IN SHEET	68627	307559	27408	279348
481022	LIGHT WEIGHT COATED PAPER		4097	2947	9543
481029	OTH LIGHT WEIGHT COATED PAPER	247832	1027027	220933	1626829
481031	KRAFT PAPER&BOARD WT 150G/M2				1201
481032	KRAFT PAPER&P/BOARD WT>150G/M2		17928	2489	28612
481039	OTH KRAFT PAPER&P/BOARD BLEACH	256	1778	263	4143
481092	OTH PAPER&P/BOARD MULTI-PLY	721012	4281047	980928	4741122
481099	OTH PAPER&P/BOARD COATED	1474	76550	40603	153095
481110	P&P/BOARD,TARRED,BITUMINISED	31	31	213	213
481141	GUMMED ADHESIVE PAPER & BOARD	213808	1323485	72527	439442
481149	OTH GUMMED/ADHESIVE P&P/BOARD	20005	149705	4977	79174
481159	OTH P&P/BOARD PLASIC COAT.	191768	1044263	180627	1594963
481160	P&P/BOARD COATED WAX COVERED.	40185	256794	33073	236286
481190	OTH P&P/B CELLULOSE WADDING	150815	695622	106754	591992
481320	CIGRETTE PAPER IN ROLL WTH SCM	58683	272922	76259	275422
481390	OTH CIGARET PAPER,BOOKLET/TUBE	48196	259137	70329	279596
481420	WALL PAPER COVERD WITH GRANITE	19595	99723	12102	59317
491199	OTHER, PRINTED MATTER	48369	216261	370474	494286
500100	SILK-WORM COCOONS FOR REELING		430		1138
500200	RAW SILK (NOT THROWN)	30999	101873	17218	39364
500300	SILK WASTE, YARN WASTE&G-STOCK		1755		2595
500400	SILK YARN,NOT RETAIL SALE	70449	199153	44656	174633
500500	YARN SPUN FROM SILK,WASTE NRS	63724	273061	55722	246206
500790	OTHER SILK FABRICS	27047	606141	240137	1076935
510111	SHON WOOL GREASY	276	8326	2651	6271
510119	OTHER GREASY FLEECE WSHED WOOL	22343	397548	33179	307695
510121	SHORN WOOL, DEGREASED		15194		
510129	OTHER DEGREASED WOOL NOT CORBO			25	23396
510130	CARBONISED WOOL		49013	12555	25011
510220	COARSE ANIMAL HAIR				6
510510	CARDED WOOL	69	880	81	495
510529	OTHER WOOLTOPS&COMBED WOOL		33214		19465
510531	FINE ANIMAL HAIR,CARDED/COMBED			1824	16842
510539	OTH F-ANIMAL HAIR,CARD/COMBED	14	14		65
510610	YARN OF CARDED WOOL 85% WT WOL	7881	128397	17589	126301
510620	YARN OF CARDED WOOL<85% W WOL	30375	96715	9633	97539
510710	YARN OF COMBED WOOL-WOOL=>85%	5137	14024	4493	22345
510720	YARN OF COMBED WOOL-WEIGHT<85%	5981	16023		9680
510910	YARN OF WOOL /ANIMAL HAIR 85%>		935		1255
510990	OTH YARN OF WOOL / ANIMAL HAIR	231	2135		
520100	COTTON, NOT CARDED OR COMBED.	10018763	17237254	3219698	9707626
520210	YARN WASTE(INCL.THREAD WASTE)	4516	6608	4074	11383
520291	GARNETTED STOCK	797	797		
520299	OTHER COTTON WASTE	17405	95815	18390	77970
520300	COTTON, CARDED OR COMBED.	67	67		1679

Contd.

## 10.11 Imports by Economic Categories (Detail)

(In Thousand Rupees)

ITEMS		NOVEMBER, 2015	FROM JULY, 2015	NOVEMBER, 2014	FROM JULY, 2014
520411	COTTON SEWING THREAD 85%/MORE		427		
520419	OTH COTTON SEWING THREAD 85%>	1115	6655		871
520420	COTTON SEWING THREAD,RETL SALE		175	155	588
520511	SIN.COT.YAR.U.COM.FIB.D-714.29	4128	150015	18259	87103
520512	S-COT.YARN UCF.D-232.56-714.29	52287	243062	88861	329361
520513	S-COT.YARN UCF.D-192.31-232.56	69568	78666	10558	12572
520514	S-C. YARN UCF D-125.00-193.31.			22689	24103
520515	S/C YARN UCF.D< 125.00-193.31.	7911	12076	18012	42463
520521	S/C YARN COM.FIB D-714.29/MORE		2540		
520522	S/C YARN LF.DX.232.56-714.29	10959	338273	55926	307228
520523	S/C.YARN LF.DX.192.31-232.56		14471		
520524	S/C YARN COM.FIB.125-192.31-DX	24518	120917	3568	41264
520526	S/C YARN LF. DX. 106.30-125.		18687	29350	209142
520527	S/C YARN COM.FIB.106-36-125-DX	58950	818764	276155	974512
520528	S/C YARN COMBED FIB.< 83.33-DX	151409	1074189	422772	1254728
520531	MUL/CAB.C/Y.ULF.>714.29DECITEX	42722	160040		33109
520532	MUL/CAB C/Y ULF.232.56-714.29D	1187	1669		9816
520535	MUL/CAB.C/Y UN.COM.FIB<125.DX.		14607	28853	107734
520542	MUL/CAB.C/Y CF.232.56-714.29DX	725	26746	871	36179
520547	MUL/CAB C.Y CF.83.33-106-38 DX	6234	28028		
520548	MUL/CAB.C/Y COM.FIB.< 83.33.DX	7518	11875	20309	49372
520611	S/C YARN UN COM. FIB>714.29 DX	3411	23842	1697	40869
520612	S/C YARN UN.COM. FIB.<71429.DX	3761	48194	3499	13384
520615	S/C YARN UN.COM. FIB.<125DX.				969
520622	S/C YARN COMBED FIB.<714.29DX		85		
520624	S/C YARN COMBED FIB< 192.31DX	1027	9826		
520625	S/C YARN COMBED FIB<125 DX		4776		
520632	MUL/CAB C/Y UCF<D714.29,232.56		166		
520635	MUL/CAB C/Y UN-COM F/B<125DX		7186		10290
520710	C/Y CON>85 % WT OF COT PER-SAL	53	1178	493	596
521225	OTH W-FAB COT PRINTED>200G/SQM	74	229	621	1489
530121	FLAX,BROKEN OR SCUTCHED N-SPUN				3637
530129	OTH, FLAX,HACKLED NOT SPUN	13969	87163	155	42278
530290	OTH,TRUE,HEMP RAW,PROSS N-SPUN		1		
530310	JUTE/OTH TEXT BAST FIB RAW/RET	617049	1843998	237030	1423063
530390	OTH, WASTE OF JUTE&TEXTILE FIB		5573		22974
530500	COCONUT,ABACA RAMIE,RAW/PROCE	7160	68233	6193	68178
530610	SINGLE FLAX YARN		18663	7754	55325
530710	SINGLE,YARN OF JUTE OR OTH FIB	12757	42675	2353	19042
530720	MULTIPLE OR CABLED YARN(RAMIE)	248	791	5189	19107
530810	COIR YARN	2678	18596	3879	16300
531100	WOV FAB OF OTH VEG TEX FIB		1124		1155
540110	SEWING THREAD SYTHA FILAMENT	30204	182210	45149	281105
540120	SEWING THREAD ARTIFICIAL FILAM	280997	1397700	188452	813701
540211	HIGH TENANCITY YARN OF ARAMIDS	192	312		
540219	OTH HIGH TENANCITY NYLON YARN	173	2423	31	19175
540220	HIGH TEN YARN OF POLYESTERS	24576	51221	8734	24993
540231	FILAMENTS YARN NYLON POLY 50	106063	475929	75323	594032
540232	FILAMENTS YARN NYLON/OTH POLY	16235	54733	9171	83227
540233	FILAMENTS YARN OF POLYESTERS	1706557	7852394	1758392	8036581
540234	TEXTURED YARN OF POLYPROPYLENE	20138	113771	19035	76081
540239	OTH, SYNTHETIC FILAMENTS YARN	36878	125673	16612	198526
540244	OTH YARN SINGLE UN-TWIST/TWIST	420406	2080428	426619	2129648
540245	ELASTOMERIC YARN OF NYLON	52439	248340	17786	229625
540246	ELASTOMERIC YAR,POLY-PARTIALLY		25897	5192	30813
540247	ELASTOMERIC YARN OF POLYESTERS	511320	2524997	585113	2405768
540248	O-ELASTOMERIC OF SPANDEX/LYCRA	6099	39577	58	27403
540249	OTH,YARN,SINGLE,50 TURNS/MTR	7179	40537	4189	96356
540251	OTH S/Y TWIST>50/M NYLON,POLYA	420	3753		16424

Contd.

## 10.11 Imports by Economic Categories (Detail)

(In Thousand Rupees)

ITEMS		NOVEMBER, 2015	FROM JULY, 2015	NOVEMBER, 2014	FROM JULY, 2014
540252	OTH S/Y TWS>50/M OF POLYESTER	29539	144993	19152	145173
540259	OTH S/Y TWS>50M OF OTH POLYEST	408	595	124	1199
540261	OTH Y-MULTIPLE/CAB NYLON/POLYM	4341	12956	8215	66063
540262	OTH Y-MULTI/CAB OF POLYESTER	85092	363089	89017	469058
540269	OTH Y-MULTI/CAB NOT RETAIL SAL	19615	78671	6930	64944
540331	OTH Y/S UN-TWST VISCOSE RAYON	1016421	4215822	892746	4130915
540332	OTH Y/S VIS RAY >120TURNS/MTRS	370222	2188313	416757	2275243
540333	OTH YARN,SINGLE CELLULOSE ACET	7145	14945		32104
540339	OTH ARTIF FILAMENT YARN SINGL	59055	459221	19446	220350
540341	OTHER YARN OF VISCOSE RAYON		10434	3232	33071
540349	OTH ARTI FILAMENT YRN VIS RAYO	19	86		3002
540411	ELASTOMERIC SYN-MONOFILAMENT		2127	9133	15388
540412	OTH MONOFILAMENT OF POLYPROPYL	4943	21082		9637
540419	OTH SYN MONOFILAMENT OF 67-DEX	13616	98855	13408	63879
540490	OTH SYNTH YARN & SYNTH TEX MAT	65	95658	13430	70124
540500	ARTIFICIAL MONOFIEMENT67D/MORE				499
540834	OTH WOV FAB ART.FIL YARN PRINT				133
550110	SYN FIL TOW NYLON/O0POLYAMIDES		50		
550120	SYN FILAMENT TOW OF POLYESTERS	2020	12443	9131	39331
550130	ACRYLIC OR MODACRYLIC	303018	1304284	188170	1100479
550190	SYNTHETIC FILAMENT TOW,N.S.		3		25374
550200	ARTIFICIAL FILAMENT TOW	538298	1784439	623391	1964798
550311	SYN STAPL FIB OF NY OF ARAMIDS	4623	33806	7744	13021
550319	OTH SYN STSPL FIB NOT CARD/COM	6436	18794	9680	167484
550320	SYN STA FIB POLYESTER N-CRD/CD	961445	5077911	1541768	6960290
550330	SYN STA FIB ACRYLIC N-CRD/COMD	466592	3009274	404476	2027029
550340	SYN STAFIB POLYPROPYLENE N-C/C	1657	6227		5792
550390	SYN STAPLE FIB NOT CARDED/COMB		52232	2176	5353
550410	ART-STA FIB VIS RAYON N-CRD/CO	1136458	9329050	578382	9331248
550490	OTH ART STAPLE FIB NOT CARDED	528890	2578815	541765	2747881
550510	WASTE SYNTHETIC FIBRES		689		4545
550520	WASTE ARTIFICIAL FIBRES		3		1302
550610	SYN STA FIB CRD,COM SPIN NYLON		5661	31369	31369
550620	SYN STA FIB CRD,COM SPN POLYES	20799	83195	17906	96770
550630	ACRYLIC FIBRES CARDED/COMBED		3833	773	1120
550690	SYNTHETI FIB CARDED/COMBED NS	90	3932	655	836
550700	ARTIFI STAPLE FIB CARDED/COM		583		
550810	SEWING THREAD SYN STAPLE FIBRE	223	8148	296	17261
550820	SEWING THREAD ART STAPLE FIBRE				48855
550911	S/Y STA FIB 86% WT NYLON	2539	83976	4528	472073
550912	MULTI CAB YRN SYN FIB NYL 85%W	1944	5655		
550921	S/Y SYN STA FIB 85% WT POLYSTR	296856	1953794	365052	2330461
550922	MULTI STA FIB 85% W POLYESTER	149232	616606	84043	480898
550931	SINGLE YARN85% OR MORE ACRYLIC	13856	62425	6235	79332
550932	MUL/CAB YARN 85% ACRYLIC FIB	82240	386405	83653	250781
550941	SINGLE YARN 85% WT SYN STA FIB	8320	86631		22072
550942	MUL/CAB YARN SYN STA FIB 85%WT	774	774		
550951	O/YRN POLYES STA FIB MIX ARTIF	259255	1437586	151308	1141395
550952	O/YRN MX WITH WOOL/FINE A-HAIR		619		
550953	OTH YRN OF POLYESTER MIX COTTN		31094	583	8049
550959	OTH YRN OF POLY STAPLE FIBRE	15863	199097	11416	166844
550961	O/YRN OF ACRYLIC S-FIB MX WOOL		2342	1486	76340
550962	OTH YARN ACRYLIC MIX COTTON		51		4220
550969	YARN ACRYLIC FIB NOT FOR R-SAL	49091	185282	34738	226834
550999	OTH YARN SYN FIB NOT FOR R-SAL	697	14430	14473	47191
551011	S/YRN ART STA FIB>85% STAPLE-F	58296	591699	134820	678756
551012	MUL/CAB YARN ART STA FIB>85%W		8803	5432	23321
551030	O/YRN ART STA FIB MIX COT-NRS		6410		17
551090	O/YRN ATT STA FIB<85%ART ATA-F	1285	11465		4243

Contd.

## 10.11 Imports by Economic Categories (Detail)

(In Thousand Rupees)

ITEMS		NOVEMBER, 2015	FROM JULY, 2015	NOVEMBER, 2014	FROM JULY, 2014
551120	YARN<85% BY WT SYN STAP FIBRE				18946
560290	OTH FELTS,NOT IMPREGNATE,COAT	16069	87716	19889	69558
560311	N-WOVNS, M-MADE FILA>25G/SQM	105498	413143	70843	291307
560312	N-WOV,M-MAD FIL>25G/SQM>70GSQM	97921	433403	96838	505638
560313	N-WOVNS,M-MAD FIL>70G/SQM>150G	41343	185238	23683	112253
560314	N-WOV,M-MAD FLAME WT>150G/SQM	86682	227985	25611	88005
560391	OTH NONWOVENS, WT>25 G/SQM	32	1777	48	2252
560392	OTH N-WOV,WT>25G/SQM>70 G/SQM	12048	43035	479	14341
560393	OTH,NON WOVEN>70G/SQM>150G/SQM	2359	20143	1193	10131
560394	OTH,N-WOVEN WEIGHING>150G/SQM	139352	950052	157064	876769
560410	RUBBER THREA AND CORD,TEX COVE	6458	6912	6828	17290
560490	OTHER,TEXTILE COVERED MATERIAL	11779	56418	4815	45378
581099	OTH TEXTILE MATERIAL.	1819	6086	92	377
581100	QUILTED TEXTILE PRODUCT PIECE.	9566	29378	4761	23775
590110	TEX FAB.GUM COATED/AMYLAC,SUBS	133	2121	3073	16415
590290	OTH,TYRE CORD FAB YARN VIS-RYN		1036		122
590310	TEX.FAB.IMP,COV/LMTD PICAL.	138425	667326	76202	621076
590320	TEX.FAB IMP,COATED,POLYURETHAN	161463	737121	125517	843328
590490	OTH FLOOR COVERINGS, LINOLEUM		340		
590500	TEXTILE WALL COVERINGS.				98
590610	ADHESIVE TAPE < 20 CM	3067	17464	2803	13630
590691	RUBBERISED TEX FAB,KNIT/CROCH		308		3943
590699	OTHER,RUBBERISED TEX FAB,N.S	15017	39295	11671	47245
590700	TEXTILE FABRICS O/W IMPG/COATD	88396	225875	29438	114972
630800	SETS OF WOVEN FABRICS AND YARN		216	7	35
630900	WORN CLOTHING&OTH WORN ARTICLE	1609887	6480608	1058573	5128522
631010	USED&NEW RAGS,SCRAP,TWINE,ETC		135	40	1840
640590	OTHER FOOTWEAR	117678	346318	6244	57827
640610	OTH PARTS OF FOOTWEAR N.S.	371	71706	9	42539
640620	OUTER SOLE/HEEL OF RUB/PLASTIC	12542	67849	10825	49002
640690	PARTS OF FOOTWEAR/OTH MATERIAL	3667	20022	1253	21795
650100	HAT-FORM/BODY,HOODS OF FELT		21		231
700800	MUL-WALLED INSULATE UNIT GLASS	10349	28636	708	66805
700910	REAR VIEW MIRRORS FOR VEHICLES	5306	33832	7697	27398
700991	UNFRAMED GLASS MIRRORS	51792	260883	42211	271764
701399	O-GLASSWARE INDOOR DECORATION	176558	796190	155809	856614
701890	OTH GLASS ART O/T IMI-JEWELERY	12826	52880	3442	17408
701911	SILVER/ROVINGYARN C/STAND=50MM	23	1679		392
701912	ROVINGS	9313	54183	2652	37807
702000	OTH ARTICLES OF GLASS	9185	37118	2108	15341
710122	CULTURED PEARLS WORKED		39		
710310	UN-WORKED/SIMPLY SAWN PRE-STON	2162	8950	2128	18693
710399	OTH SEMI/PRE STONES WORKED N.S		627		
710420	OTH UN-WORKED SAWN,SYN PRE STO	47	47		
710590	OTH DUST/POWDER NAT SYN PRE ST			21	31
710610	SILVER POWDER				6
710691	SILVER UNWROUGHT	45335	168398	218392	248343
710692	SEMI-MANUFACTURED SILVER	3087	21074	3049	40585
711019	OTH PLATINUM OTH SEM MFG FORM				2930
711049	OTH MET-PLAT GRUD/ALOY S-MED F			179	179
730890	OTH STRUCTURE OF IRON OR STEEL	445157	2740601	467215	2137140
730900	RESERVATORS,TANKS,VATS SIMICONT	12074	65734	9472	102128
731010	TANKS,CASKS,DRUMS,CANS,BOX>50	704	6115	675	10947
731021	CAN,CLOSED BY SOLD/CIMP CAP<50	20674	61176	11376	29044
731029	OTH TANK,CASK,DRUM,BOX CAP<50	31867	140826	26019	420073
761090	ALUM STRUCTURE & PARTS N.E.S.	32274	165819	74865	355218
761100	ALUM RESERVOIRS,TANKS VATS ETC			59	76
761210	COLLAPSIBLE TUBULAR CONTA ALUM	3401	13630	3513	9867
761290	OTH CASKS,DRUM,CAN,BOXES ALUMI	178320	888656	43837	743616

Contd.

## 10.11 Imports by Economic Categories (Detail)

(In Thousand Rupees)

ITEMS		NOVEMBER, 2015	FROM JULY, 2015	NOVEMBER, 2014	FROM JULY, 2014
890800	VESSELS&F-STRU FOR BREAKING UP	1062635	8560760	7230741	30578227
900110	OPTICAL FIB,OPTI FIB BUNDLES	38661	228701	29990	161441
900120	SHEET,PLATE OF POLARISING MATE		73		397
900130	CONTACT LENSES.	2304	7426	1138	5605
900140	SPECTACLE LENSES OF GLASS.	3584	18595	3510	19094
900150	SPECTACLE LENSES OTH MATERIAL	1750	10170	483	6452
900190	OTH LENSES, PRISMS, MIRRORS	553	10344	526	3799
900211	OBJETIVE LENSE CAMRA/PROJECTOR	204	2607	628	2560
900219	OTHER OBJECTIVE LENSES.	1087	11910	144	1838
900220	FILTERS FOR OBJECTIVE LENSES		268		26
900290	OTH,MOUNTED OPTICAL ELEMENTS	7269	8776	6510	20373
900311	FRAMS,MOUNTINGS OF PLASTICS	1759	4204	2090	5039
900319	FRAM,MOUNTING OF OTH MATERIAL	12415	38479	3186	17201
900390	PART FOR FRAMES&MOUNT SPECATLE	28	80		82
900410	SPECTACLES,GOGGLES SUNGLASSES	29360	125744	23197	120621
900590	PARTS/ACCESSORIE OF BINOCULARS		23	2669	2858
900610	CAMERA FOR PREPARE PRINT PLATE		224		
900630	CAMERA USED IN UNDERWATE SURVY				15
900640	INSTANT PRINT CAMERAS				412
900651	CAMERA(SLR) FOR FILM WD!>35MM				19
900659	OTH CAMERA PHOTOGRAPHIC	76	232	126	1168
900661	DISCHARGE LAM FLASHLIGHT APPAR	24	855	74	180
900669	OTH PH-GRAPHIC FLASHLIGHT APPA	45	346	21	943
900691	PARTS,ACCE PHOTOGRAPHIC CAMERA	842	4625	291	2761
	<b>B. CAPITAL GOODS TOTAL</b>	<b>31719776</b>	<b>163532832</b>	<b>29320698*</b>	<b>162146735</b>
250100	SALT/PURE SODIUM CHLORIDE	2993	17756	1118	15056
250300	SULPHUR OF ALL KINDS	71290	383207	57827	286144
250410	NATURAL GRAPHITE OF ALL KINDS	7025	31495	5608	40698
250490	OTHER,NATURAL GRAPHITE	181	181		1523
250510	SILICA SANDS AND QUARTZ SANDS	284	3700	657	6501
250590	OTHER NATURAL SANDS	601	3905	3261	23637
250610	QUARTZ (O/T NATURAL SANDS)	579	2494		997
250700	KAOLIN & OTH KAOLIN CLAYS	57597	309266	25224	293118
250810	BENTONITE	13522	32597	8114	24920
250830	FIRE-CLAY	53	2502	1685	2012
250840	OTHER CLAYS	9140	30014	5039	28136
250860	MULLITE				2047
250870	CHAMOTTE OR DINAS EARTHS			731	731
250900	CHALK	12673	54774	5760	61259
251110	NATURAL BARIUM SULPHATE	8816	24080	1491	13322
251200	SILICEOUS FOSSIL MEALS		5588	600	8364
251310	PUMIC STONE W/NOT HEAT TREATED	8503	44595	6038	23862
251320	EMERY,NATURAL CORUNDUM,GARNET	3533	18272	3298	26285
251511	MARBLE/TRAVERTINE,CRUDE ROUGH	538	90001		50531
251512	MARBLE,TRAVERTINE,MERELY CUT	1479	2749		2692
251611	GRANITE,CRUDE/ROUGHLY TRIMMED		14244	35	4053
251612	GRANITE,MERELY CUT,BY SAWING			3320	3367
251620	SANDSTONE,CRUDE/ROUGHLY TRIMED	498	498	15	679
251690	OTH MONUMENTAL BUILDING STONE			1828	1828
251710	PEBBLES,GRAVEL/CRUSH STONE ETC		56	81	81
251741	GRANULES,CHIP & POWDER,MARBLE	52	630		1335
251749	OTH GRANULE,CHIPPING & POWDER		6790		754
251830	DOLOMITE RAMMING MAX	1326	2673		3255
251910	NAT.MAG.CARBONATE (MAGNESITE)		1153		
251990	OTH FUSED MAGNESIA,DEAD BURNED	8345	47993	9689	55644
252010	GYPSUM; ANHYDRITE	5665	23735	1417	17533

Contd.

## 10.11 Imports by Economic Categories (Detail)

(In Thousand Rupees)

ITEMS		NOVEMBER, 2015	FROM JULY, 2015	NOVEMBER, 2014	FROM JULY, 2014
252020	PLASTERS OF CALCINED GYPSUM	1105	3422	336	2997
252100	LIMESTONE FLUX;LIMESTON CEMENT		1861		
252210	QUICKLIME		446		
252220	SLAKED LIME		3580		1303
252230	HYDRAULIC LIME	269	269		29
252310	CEMENT CLINKERS	5627	82657	31	2632
252321	WHITE PORTLAND CEMENT			140	223
252329	OTHER PORTLAND CEMENT	27724	308035	66297	321220
252330	ALUMINOUS CEMENT(CEMENT FONDU)		1558	25	899
252390	OTHER HYDRAULIC CEMENTS	55900	171327	61273	200824
252410	ASBESTOS CROCIDIOLIITE				2293
252490	OTHER ASBESTOS	5517	60736	39381	144117
252520	MICA POWDER		3776	74	1091
252610	NATURAL STEATITE,NOT CRUSHED	19429	30406	354797	1367508
252620	NATURAL STEATITE,CRUSH/POWDER	4116	21489	1156	11040
252800	NATURAL BORATES & CONCENTRATES		123		94
252910	FELDSPAR	1727	1727	37	37
252921	FLUORSPAR<97% CALCIUM FLORIDE		84		
252922	FLUORSPAR>97% CALCIUM FLORIDE		112	4269	6853
252930	LEUCITE;NEPHELINE,NEPH SYENITE	1152	4103		
253010	VERMICULITE,PERLITE CHLORITES	234	5403		1614
253090	OTHER,MINERAL SUBSTANCES	37156	166388	38610	175356
260111	IRON ORES,CONCEN,NON-AGGLOMERT		142300		1482167
260200	MAGANESE ORES & CONCENTRATES				116543
260400	NICKLE ORES AND CONCENTRATES				111
260700	LEAD ORES AND CONCENTRATES	342	3537	311	4665
260800	ZINC ORES AND CONCENTRATES		3662		
261000	CHROMIUM ORES AND CONCENTRATES	859	2785	2263	15221
261400	TITANIUM ORES & CONCENTRATES	3254	18339	774	14339
261510	ZIRCONIUM ORES AND CONCENTRATE				5351
261590	OTH NIOBIUM,TANTALUM,VANAD ORE		156		
261800	GRANULATED SLAG M/G IRON,STEEL	131497	361080	10707	106504
261900	SLAG,DROSS OTH WASTE,IRN/STL	18802	40762		17027
262011	HARD ZINC SPELT MAINLY OF ZINC	286	3396	614	1260
262019	OTH,ASH&RESIDUE C/MAINLY ZINC	283	2226	4159	22053
262040	ASH&RESIDUE MAINLY OF ALUMNIUM		741		
262099	OTH ASH&RESIDUE CANTAIN METAL	884	884		
262190	OTH SLAG &ASH,RESIDUES M-WAST	5403	6525	4271	7452
270111	ANTHRACITE NOT AGGLOMERATED	4115	7627	1121	1958
270119	OTHER COAL,NOT AGGLOMERATED	3345622	19294642	3157905	22069311
270120	BRIQUETTES SIMILAR SOLID FUEL		64		72
270210	LIGNITE NOT AGGLOMERATED		1951	535	2159
270300	PEAT INCLPEAT LITTER	1379	9216		5886
270400	COKE/SEMI OF COAL,RETORT CARBN	189855	981928	288081	1352283
270500	COAL GAS,WATER GAS,SIMILAR GAS	81	351	96	124
270600	TAR FROM COAL/LIGNITE/PEAT ETC	5826	6591		
270720	TOLUOLE (TOLUENE)	3722	6100		
270730	XYLOLE (XYLENES)	68134	575953	105419	846919
270750	OTH STOCK FOR CARBON BLACK	9880	53621		84745
270791	CREOSOTE OILS	112	112		1611
270799	OTH OIL /PROD DISTLION COALTAR	27078	202880	206823	421380
271019	KEROSENE,INCL KER.TY. JET FUEL	1812224	7543122	1300596	5902836
271129	OTH GAS HYDROCARBON GAS STATE	2334	5496		1234
271210	PETROLEUM JELLY	40443	323278	20892	128454
271220	PARAFINWAX,CONT WT<0.75%OIL	33466	157631	37272	159107
271390	OTH RESIDUE PETROLEUM BITUMEN		2998		3282
271500	BITUMEN MIXTURES,NATURAL	3283	20769	7723	34850
271600	ELECTRICAL ENERGY		1718919		
280120	IODINE	7496	75520	16866	132886

Contd.

## 10.11 Imports by Economic Categories (Detail)

(In Thousand Rupees)

ITEMS		NOVEMBER, 2015	FROM JULY, 2015	NOVEMBER, 2014	FROM JULY, 2014
280200	SULPHUR,SUB/PRE COLLI.SULPHER		714		2012
280300	CARBON(INCL CARBON BLACK)NES	101924	738397	89302	327677
280410	HYDROGEN.	173	1525	27357	28914
280421	ARGON	3119	22886	5279	22351
280429	OTHER, RARE GASES.	10912	50707	7909	30242
280430	NITROGEN	889	3704	505	895
280440	OXYGEN	30	1292	36	745
280450	BORON, TELLURIUM				5
280461	SILICON CON & 99.99% BY WEIGHT		9171		5381
280469	OTHER SILICON	6434	17438	1325	4061
280470	PHOSPHORUS	2498	17377	19947	41456
280480	ARSENIC		8554		11526
280490	SELENIUM	992	36147	18497	87848
280519	OTHER ALKALI METALS	9488	35432	455	14940
280540	MERCURY	1180	4633		7026
280610	HYDROGEN CHLORIDE (HCL ACID)	62	8135		2569
280700	SULPHURIC ACID; OLEUM		1082		358
280800	NITRIC ACID;SULPHONITRIC ACIDS	9657	53998	16214	52713
280910	DIPHOSPHORUS PENTAOXIDE	1154	2402	183	3809
280920	PHOSPHORIC/POLPHOSPHORIC ACIDS	1134644	12892625	2682700	12072158
281000	OXIDES OF BORON;BORIC ACIDS	37694	142872	38504	109709
281111	HYDROGEN FLUORIDE	1117	4745		3403
281119	OTHER INORGANIC ACIDS.	11686	49395	10033	60470
281121	CARBON DIOXIDE	41	689	6081	105474
281122	SILICON DIOXIDE (SILICA)	46798	326641	65349	277398
281129	OTH INORGANIC OXYGEN COMPOUNDS		8959		6662
281210	CHLORIDES AND CHLORIDE OXIDES		24		76
281290	OTH HALIDE/HALIDE OXIDES		1446		6915
281310	CARBON DISULPHIDE		4		
281390	OTH SUPHIDE OF NON-METALS	179	5732		
281410	ANHYDROUS AMMONIA	487	587		
281420	AMMONIA IN AQUEOUS SOLUTION	2569	19281	1438	2813
281511	SODIUM HYDROXIDE SOLID	12904	58799	13479	40521
281512	SODIUM HYDROXIDE AQUEOUS SOL		1129	441	1100
281520	POTASSIUM HYDROXIDE (CAUSTIC)	6122	62442	27080	198682
281530	PEROXIDES OF SODIUM/POTASSIUM	3	3	67	67
281610	HYDROXIDE/PEROXIDE OF MAGNESUM	3131	23392	1734	20934
281640	STRONTIUM,OXIDE,H-OXIDE,PEROXI			13	829
281700	ZINC OXIDE;ZINC PEROXIDE	28646	118215	23897	82463
281810	ARTIFICIAL CORUNDUM NOT DEFIN		17640	5573	16100
281820	ALUMINIUM OXIDE O/T ARTIFICIAL	14720	85389	10705	106159
281830	ALUMINIUM HYDROXIDE	42080	204938	19041	150132
281910	CHROMIUM TRIOXIDE		46491	18303	55129
281990	OTH,CHROMIUM OXIDES&HYDROXIDE		4936	435	5266
282010	MANGANESE DIOXIDE	8060	8842	3572	3891
282090	OTHER, MANGANESE OXIDES		300	848	16196
282110	IRON OXIDES AND HYDROXIDES	41437	240648	18930	218321
282120	EARTH COLOURS	829	886		
282200	COBALT OXIDE & HYDROXIDE	8515	42815	1242	24600
282300	TITANIUM OXIDES.	13342	120995	9293	121880
282410	LEAD MONOXIDE(LITHARGE,MASICOT	6023	17453	2586	5131
282490	OTHER, LEAD OXIDES	13	5601		837
282510	HYDRAZINE, YDROXYLAMINE SALT	9140	32518	4945	33669
282520	LITHIUM OXIDE AND HYDROXIDE	21	3965	29	1346
282530	VANADIUM OXIDES AND HYDROXIDES		206	2564	2637
282540	NICKEL OXIDES AND HYDROXIDES	80	364		
282550	COPPER OXIDES AND HYDROXIDES			606	606
282560	GERMANIUM OXID/ZIRCONIUMDIOXID	151	151		2
282570	MOLYBDENIUM OXIDES/DIOXIDES	14	14	21	439

Contd.

## 10.11 Imports by Economic Categories (Detail)

(In Thousand Rupees)

ITEMS	NOVEMBER, 2015	FROM JULY, 2015	NOVEMBER, 2014	FROM JULY, 2014
282580		33348		18862
282590	15	3540	3992	9892
282619	1479	5107	8270	18652
282630	26	26		98
282690	680	6286	839	3680
282710	5524	35388	4274	26298
282720	8125	56867	8450	42366
282731	2891	16675	1468	10529
282732	841	3736	861	2073
282735	2637	12243	3432	7599
282739	6565	81807	2670	72882
282741		79		298
282749	311	358		541
282751	622	6312	5	2073
282759	44970	57271	495	10237
282760	1482	8427	2147	12986
282810				2
282890	54	18390	7478	23291
282911	3332	10909	3891	14982
282919	30085	180047	35347	220490
282990	39	27408	731	40313
283010	71380	336118	57590	587993
283090		22	2777	2777
283110	59723	430851	93406	535270
283190	26847	283391	46203	276256
283210	17615	143805	34791	191738
283220	354	3640	3338	7115
283230	23	2289	37	6628
283311	81334	553522	113045	628080
283319		6526	1552	17414
283321	1856	14825	1152	8226
283322	6569	30732	5445	33988
283324	7450	31990		18783
283325	9492	57244	5867	57953
283327	5970	26908	692	23151
283329	29021	488327	35681	602556
283330	447	938	2	354
283340	5903	18215	321	15515
283410	4738	24527	6873	34226
283421	6058	45162	7481	29490
283429	22170	39866	3831	23435
283510	2221	3665	404	21724
283522	23559	63504	24962	67449
283524	1151	3309	422	15530
283525	88767	298624	42705	441405
283526	3724	32084	43293	204483
283529	5943	15166	10123	33356
283531	76812	302696	28816	325383
283539	19963	109358	26274	155124
283620	123802	413540	101420	472745
283630	12015	86305	8203	49076
283640	6992	60347	11758	119568
283650	13432	73796	12366	85864
283660	4607	137104	22596	64177
283691		558		2242
283692				74
283699	42100	210526	72187	225003
283711	7430	34074	5022	35842
283719	2537	2640	60	3099

Contd.



## 10.11 Imports by Economic Categories (Detail)

(In Thousand Rupees)

ITEMS	NOVEMBER, 2015	FROM JULY, 2015	NOVEMBER, 2014	FROM JULY, 2014	
283720	COMPLEX CYANIDES	70	886	89	296
283911	SODIUM METASILICATES	3921	14837	2862	7156
283919	OTHER, SILICATES	1575	5842		5262
283990	OTHER, METAL SILICATE	778	22128		20882
284011	SODIUM TETRABORATE ANHYDROUS	7	30	16	412
284019	OTH DISODIUM TETRABORAT(REFINE	11430	111067	18775	68335
284020	OTHER, BORATES	330	12641	23	589
284030	PEROXOBORATES (PERBORATES)		627		729
284130	SODIUM DICHROMATE	27037	149784	32505	138239
284150	OTH CHROMATE DI/PER CHROMATES	77	3696	44	7646
284161	POTASSIUM PERMAGANATE	93	23319		8020
284170	MOLYBDATES	453	2160		2036
284180	TUNGSTATES (WOLFRAMATES)		23		4
284190	OTH,SALT OXOMETALIC/PEROX ACID	1252	7055	1045	2790
284210	DOUBLE OR COMPLEX SILICATES.	21850	88332	13437	76037
284290	OTHER SALTS OF INORGANIC ACIDS	879	100080	1943	4148
284310	COLLOIDAL PRECIOUS METALS				92
284321	SILVER NITRATE.	288	3521	753	1833
284329	OTHER,SILVER COMPOUNDS	54	3071		7076
284330	GOLD COMPOUNDS.			30	234
284390	OTHER COMPOUNDS,AMALGAMS		1205		1293
284410	NATURAL URANIUM,ITS COMP ALLOY		101		348
284430	URANIUM DEPLET THORIUM IT COMP		66		
284440	RADIOACTIVE EL/ISOTOP COMP ALY	25702	71121	8166	53079
284450	SPENT FUEL EL NUCLEAR REACTOR				653
284590	OTH ISOTOPES & THEIR COMPOUNDS	147	749		248
284610	CERIUM COMPOUNDS.	14	2179		119
284690	OTH RARE EARTH METAL COMPOUNDS	1186	6056		44
284700	HYDROGEN PEROXIDE SO-WITH UREA	20613	89345	19802	110318
284910	CALCIUM CARBIDES	1116	223599	22098	307862
284920	SILICON CARBIDE	4947	17165	1354	14365
284990	OTHER CARBIDE	21	23		84
285000	HYDRIDE,NITRIDE,AZIDE,BRMD ETC	199	3057		1816
285210	INORG/ORGANIC COMP OF MERCURY	5131	8790	3331	7499
285290	OTH INORG/ORGA COMP-MERCURY				908
285300	OTH INORGANIC COPM AMALGAMS	13	1971	817	1456
290899	OTH SULPHONATED DER OF PHENOLS	22783	42308	1004	30904
290911	DIETHYL ETHER				227
290919	OTHER, ACYLIC ETHER	121	11292	2486	14553
290920	CYCLANIC,CYC ETHER HALOGEN DER		2693		216
290930	AROMATIC ETHER HALOGEN SULPH'T	11701	43222	3326	40256
290941	2,2-OXYDIETHANOL(DIETHYL GLYCL	106898	346765	52875	348973
290943	MONOBUTYL ETHER,ETHYLEN GLYCOL	8940	66533	10834	61612
290944	MONOALKYL ETHER,ETHYLEN,GLYCOL	38675	225253	49853	167599
290949	OTH,ETHERS THEIR DERIVATIVES	14839	129023	25988	133666
290950	ETHER-PHENOLS,ETHERALCH PHENOL	1743	13976	2006	14223
290960	ALCH PEROXID,ETH PEROXID,KETON	30436	117727	35350	132036
291010	OXIRANE (ETHYLENE OXIDE)	1912	4012	3737	6769
291030	1-CHLORO-2,3-EPOXYPROPANE	878	26352	3003	23119
291090	OTH,EPOXIDE,EPOXYALCH,EPOXYPHL	604	3644	585	2841
291100	ACETAL HEM/ACETAL,OXYFUNC HEL	771	959		141
291211	METHANE WITHOUT OTH OXYGN FUNC	519	1443		4295
291212	ETHANE WITHOUT OTH OXYGEN FUNC			351	546
291219	OTH,ACYCLIC ALDEHYD W/O OTHOXY	12957	65665	15467	73838
291229	OTH CYCLIC ALDEHYD W/O OXY FUN	2875	10714	3451	22696
291241	VANILLIN(4-HYDROXY-3-METHOXYBZ	10022	34593	6337	30666
291242	ETHYLVANILIN(3-ETHOXY-4HYDROXY	805	6760	2156	7294
291249	OTH ALDEHYDE-ETHER/PHENOL/OXYG	482	1143		2016
291260	PARAFORMALDEHYDE	4664	29423	9566	31993

Contd.

## 10.11 Imports by Economic Categories (Detail)

(In Thousand Rupees)

ITEMS	NOVEMBER, 2015	FROM JULY, 2015	NOVEMBER, 2014	FROM JULY, 2014
291300 HALOGEN,SULPHONAT,NITRAT DERV		4		6
291411 ACETONE	1101	30708	9937	47825
291412 BUTANONE(METHYL ETHYL KETONE)	23890	200584	46471	207567
291413 4-METHYLPENTAN-2-ONE	2582	14437	3094	10725
291419 OTH,ACYCLIC KETONE W-OUT OXY-F		561	312	472
291422 CYCLOHEXANONE,METHYLCYCLOHEXON	10709	55786	23841	94753
291423 IONONES AND METHYLIONONES		140		2613
291429 OTH,CYCLANIC ETC W/O OTHOXYGN	1594	7913	2782	8380
291439 OTH,AROMATIC KETONE W/O OXYGEN		1656	129	728
291440 KETONE-ALCOHOL KETONE-ALDEHYDE	13664	32930	9041	33092
291450 KETONE-PHENOL/KETONE W/O OXYGN	2419	12921	870	11478
291461 ANTHRAQUINONE				499
291469 OTHER QUINONES	4035	23981	2783	19117
291470 HALGENATDED,SULPHONATED,DERIVA	762	809		3156
291899 OTH INDREDIENTS FOR PESTICIDES	46660	227987	35101	216277
291990 OTH PHOSPHORIC ESTER/SALT/DERI	13913	30336	1825	43681
292090 OTH ESTER OTH INORGANIC ACID	2917	46206	8595	48212
292111 METHYLAMINE,DI/TRI & ITS SALT	6223	38296	5661	44618
292119 OTH ACYCLIC MONOAMIN/DERV/SALT	3099	17064	1549	16012
292121 ETHYLENEDIAMINE AND ITS SALTS	1595	39894	7154	36839
292122 HEXAMETHYLENEDIAMINE/ITS SALTS		3330		2816
292129 OTH ACYCLIC POLYAMIN/DERV/SALT	4893	8029	277	13809
292130 CY-CLANIC,LENIC LOTERPENI/SALT	3017	21099	5087	17492
292141 ANILINE AND ITS SALTS	3267	7919	3816	15491
292142 ANILINE DERIVATIVES/ITS SALT	39488	119339	15450	148010
292143 TOLUIDINE/ITS DERIVATIV/SALT	91	21252	1065	12721
292144 DIPHENYLAMINE/ITS DERIV/SALT		335		
292145 1,2-NAPHTHYAMINE/ITS DERIVATE	3585	24974	1914	11116
292149 OTH,AROMATIC MONOAMIN DER/SALT	88989	266663	31620	184957
292151 O,M,P-PHENYLENE,DIAMINE SALT	35942	146930	24640	127599
292159 OTH AROMATIC POLYAMIN DER/SALT	10805	45771	9686	82839
292211 MONOETHANOLAMINE AND ITS SALTS	1425	11012	147	38688
292212 DIETHANOLAMINE AND ITS SALTS	9322	42572		19751
292213 TRIETHANOLAMINE AND ITS SALTS	9229	32302	2796	9977
292219 OTH AMINO-ALCH ETHER/ESTR/SALT	188931	516397	117929	576758
292221 AMINOHYDROXYNEPHLENE ACID/SALT	15939	111737	3969	98458
292229 OTH AMINO NAPHTHOL/PHENOL ETHER	63592	244800	53363	402128
292231 AMINO ALDEHYDES AMINO KETONES	1468	1468		
292239 OTH AMINO ALDEHYDES	52	63833	9807	10386
292241 LYSINE/ITS ESTER SALT THEREOF	78518	1071523	146874	1263039
292242 GLUTAMIC ACID AND ITS SALTS	168052	1064121	96557	875800
292243 ANTHRANILIC ACID AND ITS SALTS		319		
292249 OTH AMINOACID/ESTER O/T OXYFUN	266466	1360004	216947	1183433
292250 AMINO-ALCHL/ACIDPHENOL/IT COMP	107862	456641	91387	551301
292310 CHOLINE AND ITS SALTS	486	8688	3518	12997
292320 LECITHIN/OTH PHOSPHOAMINOLIPID	11747	62421	8243	64816
292390 OTH QU-AMMONIUM SALT/HYDROXID	49697	201440	40985	302450
292412 FLUOROACETAMIDE(ISO)MONOCROTO				354
292419 OTH AMIDE COMP,CARBONIC ACID	49061	303689	51264	377107
292421 UREINES/DERIV/SALT THEREOF		16153	1895	46444
292424 ETHINAMATE (INN)			709	709
292429 OTH CYCLIC AMIDE DERIV/SALTS	284663	944122	136124	718655
292511 SACCHARIN AND ITS SALTS	27226	127920	34796	100600
292519 OTH IMIDE/DERIV/SALT THROF	1269	10078	781	10446
292529 DIPHENYL-GUANIDINE	31781	199427	57320	204728
292610 ACRYLONITRILE	2392	10843		6342
292620 1-CYANOQUANIDINE(DICYANDIAMIDE	1600	20846	5408	38591
292690 OTH,NITRILE-FUNCTION COMPOUNDS	249685	2917600	210269	1447752
292700 DIAZO-,AZO-/AZOXY-COMPOUNDS	17991	106300	13399	93445

Contd.

## 10.11 Imports by Economic Categories (Detail)

(In Thousand Rupees)

ITEMS		NOVEMBER, 2015	FROM JULY, 2015	NOVEMBER, 2014	FROM JULY, 2014
292800	ORGANIC DERV, HYDRAZIN/HYDOXY	7729	35878	3144	28424
292910	ISOCYANATES W-NITROGEN FUNCTIO	433720	1331492	180191	1322808
350790	OTH ENZYMES/PREP ENZYMES	153291	1011956	130054	877396
360200	PREP EXPLOSIVE O/T POWDER	45849	45849	4341	11046
381590	OTHER CATALYTIC PREPARATIONS	20102	155062	68925	214101
401039	TRANS SYS.BELT OTH 150-198 CM	11952	68802	11275	84887
401110	NEW PNEUM TYRES FOR MOTOR CARS	321795	1378533	133650	950143
401120	NEW PNEUM TYRES FOR BUS/LORRY	2051062	11313567	1708043	10326654
401130	NEW PNEUM TYRES RUB AIRCRAFTS	47795	201263	6743	78265
401140	NEW PNEUM TYRE RUBB MOTORCYCLE	1029	19014	5338	34068
401150	NEW PNEUM TYRE RUBB BICYCLES	2434	13831	4420	19044
401161	TYRE AGRICULTURE VEH/MACHINE	220163	850610	135627	619010
401162	TYRE INDUSTRIAL VEH=61 CMS		866		376
401163	TYRE INDUST/CONS VEH>61 CMS			124	9460
401169	OTHER TYRE HERRING BONE		2571	63	254
401192	OTHER TYRE AGRICULTURE/MACH	811	3230		302
401193	OTH TYRE INDUSTRIAL VEH=61 CM	2190	13469	1044	8445
401194	OTH TYRE INDUSTRIAL VEH>61 CM	361	3028	322	2977
401199	OTH TYRE NEW PNEUMATIC RUBBER	70683	367507	67130	274345
401211	RETREATED TYRES FOR MOTORCARS		188		
401212	RETREATED TYRE FOR BUSES/LORRY		63		159
401213	RETREATED TYRE FOR AIRCRAFTS		10882		7152
401219	OTHER RETREATED TYRE OF RUBBER		410		19
401220	USED PNEUMATIC TYRES OF RUBBER		91		
401290	OTH USED PNEUMATIC TYRE RUBBER	786	18971	7954	20765
401310	INNER TUBES, OF MOTOR CAR/BUSES	13192	88403	5061	76929
401320	INNER TUBES FOR BICYCLES	3918	12936	4514	20051
420340	OTHER CLOTHING ACCESSORIES	19268	66956	5405	143298
440290	OTH WOOD CHARCOAL NOT AGGLOMER	12620	15143	1414	7111
440500	WOOD WOOL; WOOD FLOUR.	1074	1074		
440690	OTH RAILWAY SLEEPERS OF WOOD	2174	2174	3020	3020
440710	CONIFEROUS WOOD SPECI SAW/CHIP	1573	14547	2546	2546
440721	MAHOGANY (SWIETENIA SPP) TROP		3194		
440725	TROPICAL WOOD DARK RED MERANTI	39832	133345	15347	93997
440726	TROPICAL WOOD WHITE LAUAN ECC	23774	122059	24409	96263
440727	SAPELLI	4126	4126		
440729	OTH TROPICAL WOOD NON-CONF SAW	345350	1532181	433366	1937353
440791	OAK WOOD, SWAN/CHIPPED LEN WISE	2383	13009		1489
440792	BEECH WOOD SWAN/CHIPPED L/WISE	4700	14247	11599	66465
440794	OTH TROPICAL WOOD OF CHERRY		705		
440795	OTH TROPICAL WOOD OF ASH	35792	265613	32008	322511
440890	OTH.LAMINAT WOOD SAWN.SLICED6M	17323	63144	15099	56371
440910	WOOD CONIFEROUS SPECIES SHAPED	54	165		
440921	WOOD NON-CONIFEROUS OF BAMBOO		735		709
441700	TOOLS/BODIES/HANDLE OF WOOD		2492	1460	2542
441810	WINDOWS FRENCH WINDOWS & FRAME	120	120		20
441820	DOORS FRAMES AND THERSHOLDS	10001	84684	12539	56584
441840	SHUTTERING FOR CONCRETE C/WORK	6042	10502		13693
441872	OTH MULTILAYER FLOORING PANELS	83	83		1382
441879	OTH ASSEMBLED FLOORING PANELS	115	33749		448
551694	W-FAB ART FIB<85%WT O/FIB PTIN	520044	1575927	268785	2586182
560121	OTH ARTICLES OF COTTON WADDING	1552	4330	1389	5915
560122	OTH WADDING OF MAN-MADE FIBRES	1610	3231	188	1743
560129	OTHER, WADDING ARTICLES	258	21729	78	15368
560600	GIMPED YARN, AND STRIP AND LIVE	64412	378228	36554	186776
560721	BINDER/BALER TWINE OF SISAL		6495	1597	4868
560729	OTH, TWINE, CORDAGE, ROPE & CABLE	1249	12427	873	11750
560741	BINDER/BALER TWINE OF POLYTHNE	97	2662	2288	20285
560749	OTH TWINE, CORDAGE, ROP, CAB POLY	20664	64992	6680	42875

Contd.

## 10.11 Imports by Economic Categories (Detail)

(In Thousand Rupees)

ITEMS	NOVEMBER, 2015	FROM JULY, 2015	NOVEMBER, 2014	FROM JULY, 2014	
560750	TWINE,CORDAGE,ROPE,OTH SYN FIB	2052	26415	7919	30552
560790	OTH,TWINE,CORDAGE,ROPE & CABLE	6055	35714	2360	19439
560811	FISHING NETS MAN-MADE TEX MAT	32886	214154	49095	243204
560819	OTH, MADE UP NETS OF TEX MAT	13724	104144	7523	54369
560890	OTH,NOTTED NETS/NETTING ROPE	3677	17467	2807	22672
591000	TRANSMISON CONYOR BELT TEX MAT	10632	74327	23309	79764
591110	TEX FAB,FELT & FELT-LINED FAB.	57519	122135	8834	106159
591120	BOLTING CLOTH,WHET/NOT MADE UP	4366	16292	2104	15390
591131	TEX FAB & FELTS,< 650G/SQM .	8195	37090	5417	21178
591132	TEX FAB & FELTS,>O650G/SQM .	26998	131042	53482	196506
591140	STRAINING CLOTH USEDOIL PRESS	455	2795		556
670490	WIGS,BEARD,EYE-BROW OF OTH MAT	194	1302	23	617
680100	ARTICLE OF STONE PLAS CEMET		6		1811
680210	TILES CUBES AND SIMILAR ARTICL		9	170	2406
680221	OTH MONUMENTAL BUILD STONE/ART	38980	157084	14822	111406
680223	GRANITE	105488	583042	79757	521270
680229	OTHER STONE	644	871	77	1902
680291	OTH MARBL TRAVERTIN&ALABASTER	189	6369	740	3997
680293	OTHER GRANITE	849	6084	5706	15889
680299	OTHER STONE	556	7828		264
680690	OTH ARTICLE OF HEAT INSULATING	7220	38686	18319	28837
680710	ARTICLE OF ASPHALT IN ROLL	1354	5169	39	5053
680790	OTH ARTICLE OF ASPHALT MATERL	1565	1868	341	4504
681099	OTH ARTICLE OF CEMENT	848	3566	802	4720
681140	ARTICLES CONTAINING ASBESTOS		138		
681182	O-SHT,PANEL,TILES,NOT CON ASBE	47642	88735	4819	17282
681599	OTH ARTICLE OF STONE OTH MINRL	10723	22991	1662	27557
690100	BRICK , TILE OF SILI FOSSIL		3384	130	2545
690210	REF BRICK,TILE>50%MG,CA	22242	483455	132928	605252
690220	CERAMIC>50%SILICA,ALUM	48807	170261	18341	116521
690390	OTH REFRECTORY CERAMIC GOODS	11499	56099	24023	63736
690410	CERAMIC BUILDING BRICKS				1104
690490	OTH C/FLOORING BLOCKS F/TILE	2358	2631		3221
690510	ROOFING TILES	297	4420		298
690590	OTH CHIMNEY-POTS,COWLS,ETC.		86	84	7214
690600	CERAMIC PIPES CONDUITS&FITING			228	3269
690710	TILES CUBES ETC W/N RECT<7CM	1449	23459	9257	44521
690790	OTH,UNGLAZED CERAMICS	452490	1903680	404538	2276562
690810	TILES CUBES AND SIMILAR ARTICL	15847	57625	4550	20042
691490	OTH CERAMIC ARTICLES O/TH PORN	349	9996	2972	58693
700100	CULLET AND OTH WAST&SCRAP,GLAS		4139	1368	1368
700210	BALLS IN GLASS UNWORKED	8211	15048	2201	17314
700220	RODS IN GLASS UNWORKED			300	565
700231	TUBE,FUSED QUARTZ/SILICA,UNWOR				167
700232	TUBE OF OTH GLASS UNWORKED		633		414
700239	OTHER, TUBES IN GLASS	82224	261907	33916	211622
700312	NON-WIRED SHEETS COLOURED,FLAS	11303	51145	24642	65763
700319	OTH NON WIRED SHEETS OF GLASS	7352	27006	18331	60362
700320	WIRED SHEETS GLASS	1400	5742	2612	5243
700330	PROFILES OF GLASS		3041		28
700420	GLASS COLOURED OPACIFIED FLASH		522		
700490	OTHER GLASS	3895	23214	6496	55161
700510	NON-WIRED GLASS HAVE ABSORBENT	13723	119180	10974	61583
700521	NON-WIRED GLASS COLOURED,OP/FE	4684	62944	4274	46390
700529	OTHER, NON-WIRED GLASS	14373	89159	4960	40617
700600	GLASS BENT, EDGE-H-70.03,04,05	16186	79481	4066	8739
700711	THOUGHENED SAFTY GLASS FOR VES	12351	116671	10735	113454
700719	OTH THOUGHENED SAFTY GLASS	19372	105960	23344	98431
700721	LAMINATED SAFTY GLASS VEH/VESL	24728	60865	44448	80610

Contd.

## 10.11 Imports by Economic Categories (Detail)

(In Thousand Rupees)

ITEMS		NOVEMBER, 2015	FROM JULY, 2015	NOVEMBER, 2014	FROM JULY, 2014
700729	OTHER, LIMINATED SAFETY GLASS	7424	56260	171	63334
701090	OTH CARBOYS BOTT,FLASK,JAR,POT	71719	359740	57238	387473
701110	FOR ELECTRIC LIGHTING	8228	43261	1403	6212
701400	SIGNALLING GL-WARE,OPTCAL ELEM	289	4884	32711	36167
701510	GLASS FOR CORRECTIVE SPECTACLE	517	957	1219	1219
701610	GLASS CUBES/OTH SMALLWARE	3233	25891	4322	28109
701919	OTH YARN OF GLASS FIBRE/THREAD	3822	10270	1679	12998
701931	GLASS MATS	17446	183115	20983	149020
701932	THIN SHEETS (VOILES)	23137	201750	33885	177687
701959	OTH WOVEN FABRICS	9141	18893	1948	33450
710210	UNSORTED, (ROUGH) DIAMONDS		3902		2901
710490	OTH SYN/RECONSTI SEM/PRE STONE	21	8848	8402	8704
711890	OTHER COIN	13	358	13	225
720110	NON-ALLOY PIG IRON<0.5% PHOSP	130156	411093	39437	229864
720120	NON-ALLOY PIG IRON>0.5% PHOSP	1496	1496		12918
720211	FERRO-MANGANESE CONT 2% CARBON	42701	274180	87022	376655
720219	OTH FERRO-MANGANESE		13873	1489	35906
720221	FERRO-SLICON CONT >55% SILICON	20342	199952	43335	304716
720229	OTH FERRO-SILICON	8415	49367	13544	36161
720230	FERRO-SILICO-MANGANESE	183787	780702	236372	809053
720241	FERRO-CHROMIUM CONT >4% CARBON	805	10280	1060	11419
720249	OTH FERRO-CHROMIUM	5028	8822	1459	17020
720270	FERRO-MOLYBDENUM		7513		4614
720280	FERRO-TUNGSTEN&FERRO-SIL-TUNGS	571	1259	257	1530
720293	FERRO-NIOBIUM	94	393		671
720299	OTHER FERRO-ALLOYS		2617		5435
720310	FEROUS PROD BY DIR RUD IRONORE				629
720390	OTH FERROUS PRODUCTS				12
720410	WASTE/SCRAP OF CAST IRON	13554	41396	6005	58453
720421	WASTE/SCRAP OF STAINLESS STEEL	15613	148293	33091	158793
720429	WASTE/SCRAP OF OTH ALLOY STEEL	733	5028		759
720430	WASTE/SCRAP TINNED IRON/STL	326227	1833515	320844	1654836
720441	TURNING,SHAVING,MILLING WASTE	3522339	16105076	2695686	16610375
720449	OTHER FERROUS WASTE AND SCRAP	4986512	22826890	4691519	24300533
720450	REMELTING SCRAP INGOTS	140	140		
720510	GRANULES OF PIG IRON	3133	23742	9048	25021
720529	OTH POWDER PIG IRON&SP IRON/ST	4857	34629	2584	21229
720711	CONT 0.25% CARBON,IRON/N-ALY/S	168871	1272211	270961	1456452
720712	OTH RECTANGULAR CROSS SECT I/S				1027
720719	OTH SEMI/FIN PROD IRON/N-A.STL	296620	296620		
721790	OTH WIRE OF IRON/NON-ALLOY-STEEL	33265	113033	26567	141998
722300	WIRE OF STAINLESS STEEL	12031	71226	19087	71912
722410	INGOTS OTH PRI-FORM OTH A/STEL	2948	2948		
732599	OTH CAST ARTI OF I/S NES	36148	151944	8645	53785
732611	GRIND BALL&SIMI ARTI FOR MILLS		209		
732690	OTH ARTICLES OF IRON & STEEL	462924	1577323	257583	1580438
740200	UN-REFINED CODDER, COPP ANODES		955		840
740311	REFIND COPPER,CATHODES&SECTIN	694142	3995066	968639	3478492
740312	REFINED COPPER WIRE-BARS				149
740319	OTHER, REFINED COPPER	2437	11394		7611
740321	COPPER-ZINC BASE ALLOYS(BRASS)	2151	14476		15
740322	COPPER-TIN BASE ALLOY (BRONZE)		11569	3959	13628
740329	OTH COPPER ALLOYS(O/T H-74.05)	1140	4084	981	2746
740400	COPPER WASTE AND SCRAP	61913	340360	60688	359313
741999	OTHER, ARTICLES OF COPPER	2307	20754	18893	32536
750210	NICKEL, NOT ALLOYED	56995	441245	68989	301394
750220	NICKEL ALLOYS	108	323		141
750890	OTHER, ARTICLES OF NICKLES	66987	321856	39138	289134
760110	ALUMINIUM, NOT ALLOYED	458106	2165100	320026	1366011

Contd.

## 10.11 Imports by Economic Categories (Detail)

(In Thousand Rupees)

ITEMS		NOVEMBER, 2015	FROM JULY, 2015	NOVEMBER, 2014	FROM JULY, 2014
760120	ALUMINIUM ALLOYS	258496	1242650	93072	656919
761699	OTHER,ARTICLES OF ALUMINUM	152236	650929	100584	471018
780110	REFINED UN-WROUGHT LEAD	595628	3851683	704708	4081277
780191	OTH UNWROUGHT LEAD CON ANTIMON	11297	51188		
780199	OTH UNREFIND LEAD&LEAD ALLOYED	19405	87239	16470	79790
780600	OTHER ARTICLES OF LEAD.	14206	25111	3550	14658
790111	ZINC NOT ALLOYED WT=>99.99%	220616	950827	66844	387492
790112	ZINC NOT ALLOYED WT < 99.99%	119153	806405	56859	675141
790120	ZINC ALLOYS	66450	181195	37460	151433
790700	OTHER ARTICLES OF ZINC.	9606	53472	23015	56628
800110	TIN, NOT ALLOYED	7045	142895	89686	285447
800120	TIN ALLOYS		1276		2867
800700	OTHER ARTICLES OF TIN	26350	29424		96
810196	OTHER WIRE OF TUNGSTEN		3510	72	5465
810199	OTHER ARTICLES OF TUNGSTEN		529	732	959
810296	OTHER MOLYBDENUM WIRE	511	1748	121	477
810411	UNWROUGHT MAGNESIUM BY WT99.8%	2767	10919		4220
810419	OTH ARTICL UNWROUHT MAGNESIUM	8405	8417		446
810490	OTHER ARTICLE OF MAGNESIUM		14	1441	2156
810520	COBALT MATTES& OTH PRODUCTS	3076	37104		
810590	OTH INTERMEDIATE PRO OF COBALT	669	1172	10520	47501
810600	BISMUTH&ATICL INCL WASTE,SCRAP		1899		
810720	UNWROUGHT CADMIUM POWDER	248	2353		
810790	OTH CADMIUM,WROUGHT & ARTICLES	242	1158		404
810890	OTH TITANIUM WROUGHT&ARTICLES	519	4305	1023	409970
810990	OTH ZIRCONIUM AND ARTICLES		1990		1435
811010	UNWROUGHT ANTIMONY POWDER	54880	289541	22775	343488
811100	MANGANES&ARTCL INC WASTE&SCRAP		5239	5972	19015
811221	CHROMIUM UNWROUGHT POWDER		596		
811229	OTH UNWROUG CHROMIUM INCL WAST		200		196
811299	OTH BASE METAL UNWROUGH&ARTICL	143	143		34
961900	SANITARY TOWEL&TAMPON&SIMILAR	1736705	6102109	1380544	4969225
	<b>3. CAPITAL GOODS TOTAL</b>	<b>132586939</b>	<b>560570515</b>	<b>88920251*</b>	<b>488377826</b>
10614	RABBITS AND HARES				20
10619	OTHER MAMMALS	739	1662		1765
10620	RAPTILES (INCL.SNAKES&TURTLES)		443		1153
10631	BIRDS OF PREY	35	410	37	339
10632	PSITTACIFORMES(INCL.PARROTS)	8634	33889	5491	39646
10639	OTHER BIRDS	88	613	525	1243
10641	INSECTS	1339	8600		3632
10690	OTHER LIVES ANIMALS	2222	7536	3780	9483
621790	PARTS OF GAR/CLOTH ACCESSORI		3317	702	4507
680410	MILL STONE AND GRIND STON MIL	13112	99159	20310	110826
680421	OTH MILLSTONE OF AGGLOMER SYNT	10950	33918	8562	34755
680422	MILL STONE AND GRIND STONE/OTH	76532	430843	59757	348405
680423	OTH MILLSTONE OF NATURAL STONE	5591	19425	5404	17534
680430	HAND SHARPENING POLISH STONE	5051	16119	871	6435
680510	BASE OF WOVEN TEXTILE FABRICS	42375	193106	19960	187401
680520	ON BASE OF PAPER OR PAPERBOARD	27755	99411	23640	84077
680530	ON BASE OF OTHER MATERIALS	25965	135962	12973	77767
680610	SLAG WOOL ROCKWOOL MINERAL WOL	3447	45899	38349	144970
680620	EXFOLIATED VERMICULITE EXPEND	703	4138	794	5465
680800	PANELS,BOARDS,TILES BLOCKS ETC	1800	12784	599	4649
680911	BOARDS,SHEETS,PANELS,TILES ETC	10345	52680	9608	35056
680919	OTH BOARDS,SHEETS,PANELS OF PL	3346	7377	2593	5309
680990	OTH ARTICLE OF PLASTICS	122	1366	1153	2961
681011	BUILD BLOCK,BRICK OF CEMENT		31		161

Contd.

## 10.11 Imports by Economic Categories (Detail)

(In Thousand Rupees)

ITEMS		NOVEMBER, 2015	FROM JULY, 2015	NOVEMBER, 2014	FROM JULY, 2014
681019	OTH ARTICLE TILE,FLAGSTONE ETC	1940	12414	1879	13816
681091	PREFABRICAT STRUCTURAL COMPONT		478		86713
681189	OTH ARTICLES NOT CON ASBESTOES		885	3627	6449
681291	CLOTHING ACCE OF ASBESTOES FIB		80	16	16
681292	PAPER MILLBOARDFELT ASBET FIBR		44		67
681293	COMPRESSD ASBESTOS FIB JOINING	5437	41357	5478	50933
681299	O-ARTI OF FABRICA ASBESTOS FIB	5311	16823	1476	14142
681320	FRICTION MATERIA CON ASBESTOES	7735	78500	23738	85604
681381	BRAKE LININGS&PADS VEH-H-8711	47421	233666	28905	139599
681389	O-BRAKE LINE&PADS NOT CON ASBE	3354	13148	2843	27812
681410	PLATES,SHEETS STRIPS OF AGLOM	36	1022	316	3471
681490	OTH, ARTICLES OF MICA	1216	3920		3265
681510	NON ELETICAL OF GRAPHITE	24718	70269	5126	51072
681520	ARTICLE OF PEAT OTH ARTICLE	126	509	82	492
690290	OTH REFERECTORY BRIK/BLOK TILE	1981	10448	53498	66944
690310	CERAMIC CON>50% GRAPHITE,CARB	7146	36316	8523	37242
690320	COLD TUNDISH LINING SLIDE GATE	10863	75001	15988	107083
690890	OTH GLAZED CERAMICS WALLTILES	905014	4641709	433873	2423908
690911	LAB CERM WARE PORCELAIN/CHINA	765	877	6	662
690912	LAB CERM WARE HARD>9 MOH.SCALE	755	2758		98
690919	LAB CERAMIC WARE CHM/TECH USE	32481	45972	3284	22134
690990	OTH CERAMIC WARES AND SIMILARS	29	1346	35	5624
691010	CERAMIC SINK,ETC.FIXT PORCELIN	58980	305006	44919	238298
691390	OTH STATUTTES, ORNAMENT	1399	2632	24	834
691410	OTH CERAMIC ARTICLES OF PORCEL				295
710700	BASE METALS CLAD WITH SILVER		20	38	38
710812	OTH UNWROUGH(GOLD)NON-MONTERY	212268	1161391	234011	914025
710820	MONETARY (GOLD)	10499	32491	11045	21946
711100	BASE-M-SILVER/GOLD,CLAD PLTNM				226
711230	ASH CONTAINING PRECIOUS METAL		155		
711810	COIN (O/T GOLD),NOT LEGAL TEND		3		
720720	CONT 0.25% MORE OF CARBON I/ST	740	148915	272296	480800
720810	COILS, I/N-A-STEL-HOT ROLLED	14831	70134	47391	281265
720825	OTH C-HR-I/N-A-STL TH>4.75 MM	3369	28887	8469	39132
720826	OTH C-HR-I/N-A-STLTH=3-4.75MM	21062	75256	8247	21978
720827	OTH C-HR-I/N-A-STL TH<3 MM	4565	21555		221584
720836	OTH C-HR-I/N-A-STL TH>10 MM	8663	108115	8596	224759
720837	OTH C-HR-I/N-A-STL TH4.75-10MM	24943	76811	27867	166206
720838	OTH C-HR-I/N-A-STL TH 3-4.75MM	156688	201703	7664	1047328
720839	OTH C-HR-I/N-A-STL TH<3 MM	1360735	7299808	838074	5030850
720840	NOT IN COIL I/S H-ROL W/PATERN	124	485136	46	17049
720851	OTH N/COIL I/S H-ROL TH>10 MM	55540	326247	91829	682040
720852	OTH N/COIL I/S H-ROLTH>4.75-10	10663	37729	1186	33690
720853	OTH N/COIL I/S H-ROL TH>3-4.75	6707	48344	1264	44427
720854	OTH C-HR-I/N-A-STL TH<3 MM	24847	69291	6829	42581
720890	OTH FLT-ROL PROD IRON WD>600MM	51509	304775	74742	255789
720915	IN COIL I/S C-ROL TH 3MM/MORE	34796	287512	66454	327176
720916	IN COIL I/S C-ROL TH > 1 < 3MM	379849	2732764	711988	2142084
720917	IN COIL I/S C-ROL TH>0.5-1MM	231793	1597686	746096	1229849
720918	IN COIL I/S C-ROL TH > 0.5 MM	209867	1097350	282774	1068025
720925	NOT IN COIL I/S C-ROL TH 3MM/>	239	1893		7076
720926	NOT IN COIL I/S C-ROL TH>1M<3M	54108	492852	49840	350995
720927	C-ROL I/S TH 0.5 MM TO 1MM	107782	1099553	243822	1103148
720928	NOT IN COIL I/S C-ROL TH<0.5MM	1968	19107	10285	52586
720990	OTH FLT ROL PROD I/S WD>600MM	65846	301505	148178	379247
721011	I/STL PLAT/COAT TIN TH-0.5MM/>	53	7066		2825
721012	I/STL PLAT/COAT TIN<0.5MM	210307	902515	403943	1718803
721020	IR/STL PLAT/COAT WITH LEAD		3822		2320
721030	ELECTROLYTICALLY PLAT/COAT ZIN	329289	1513706	331491	1651604

Contd.

## 10.11 Imports by Economic Categories (Detail)

(In Thousand Rupees)

ITEMS		NOVEMBER, 2015	FROM JULY, 2015	NOVEMBER, 2014	FROM JULY, 2014
721041	COR F-R PROD I/S ZINC COAT600	13956	13956	7493	9761
721049	OTH F-R PROD I/S COAT ZINC>600	1488084	7639240	1797189	6748043
721050	F-ROL I/ST COAT CHROMIUM OXIDE	37001	200617	27241	447966
721061	I/S PL/COT ALUMINIUM ZINC ALLY	26672	132544	62510	252278
721069	OTH F-ROL PROD I/S PL/COT ALUM	7071	20437		7401
721070	FR I/S PAINT/VARN, COATED PLAS	190234	975251	166812	806295
721090	OTH F-ROL PRD I/NA-ST CLD,COAT	297	1906	168	36656
721113	ROLL 4 FACE I/ST TH<4M WD>150M		88		
721114	OTH F-ROLL I/S WD<600MMTH>4.75	17605	96855	27541	99845
721119	OTH F-ROLL I/S WD <600MM-CR	9350	50406	4723	52987
721123	F.ROL I/ST CR WT<0.25% CARBON	9017	9017		14191
721129	OTH F-ROL PROD C/ROL WD<600MM	9549	43628	14293	64595
721190	OTH F-ROL PROD I/STL WD<600MM	44111	297744	39040	249772
721210	F-ROL PROD I/NA STL PLATE/COAT		622	171	255
721220	I/S ELECTROLYTICAL PL/CT W/ZINC	10212	36587	9282	46305
721230	I/STEEL OTH WISE PL/CT W/ZINC	529	22827	1660	18938
721240	I/STEEL PAIN/VABNI/COT W/PLAST	1515	9053	2263	8225
721250	I/STEEL OTHWISE PLATED/COATED	372	18747	36550	52966
721310	BARS/RODS HOT/ROL I/S,CON RIBS	9200	37303	6460	50611
721320	BARS/RODS HOT/ROL FREE-CUT STL		302		
721391	OTH CIRCULAR C/SEC <14 MM DIA	360908	2147249	589360	1744821
721399	OTH BAR/ROD H-ROL IRR-WND-COIL	52526	135388	14738	257635
721410	BAR/RODS IRON NA STEEL FORGED	13531	74368	5814	65322
721420	BAR/ROD I/S CON RIBS GROOVES	90957	762689	29828	67992
721430	OTH BAR/RODS OT/THAN HEAD72.13	3223	25792	2200	16082
721499	OTH BAR/ROD I/S O/THN H-72.13		1742	168	1930
721510	BARS/RODS FREE CUT STEEL COLD	23029	64614	3724	36158
721550	OTH BAR,ROD COLD-FORMED OF I/S	1414	12009	3036	15202
721590	OTH BAR/RODS,OTH NONALLOY STEL	196	26067	639	7238
721610	U,I,H SECTIONS H-ROL HIGH<80MM		2854		1223
721621	L SEC H/ROL HT<80 MM 1/NA STEL	2408	3544	2348	6136
721622	T SEC H/ROL HT<80 MM 1/NA STEL				446
721631	U,I OR H SEC H-ROL HT 80M 1/ST	45333	425127	32758	131443
721632	I SECTION	41128	224235	24783	204800
721633	H SECTION	42624	211156	64359	299547
721640	L&T SEC H-ROL HT 80MM OR MORE	4503	7202	17938	32088
721650	OTH ANGLE/SHAPE SEC HOT H/ROL	3790	49953		5050
721661	ANGLE/SHAPE SEC COLD/ROLL			27	491
721669	OTH ANGLE/SHAPE SEC I/S C-ROLL		132	2290	3744
721691	OTH C/FORM I/ST FLAT ROL PROD	1298	1298		7259
721699	OTH ANGLE/SHAPE SEC IRON/STEEL	137	47072	32199	46564
721710	WIRE OF I/S NOT PLATED/COATED	24920	132176	13426	80479
721720	WIRE OF I/S PLATED/COAT W/ZINC	26720	86690	8038	61861
721730	WIRE I/S PLATED/COAT W/O B-MTL	59901	224887	101527	291203
721899	OTH SEMI-FINISHED PRO ST/STEEL		15573		548
721911	F/ROL PROD ST/STEEL HR TH>10MM	3190	7233	2487	3204
721912	COILS ST/STEL-HR TH>4.75-10MM		825	8177	25683
721913	COILS ST/STEL-HR TH>3MM-4.75MM		1388		6665
721914	COILS ST/STEL-HR TH>3MM	2901	19495		32935
721921	COILS ST/STEL-HR TH>10MM		10768		6331
721922	COILS ST/STEL-HR TH>4.75-10MM		12156		8131
721923	COILS ST/STEL-HR TH>3MM<4.75MM	16524	18970	5995	15480
721924	COILS ST/STEL-HR TH>3MM		3210	6933	31550
721931	COILS ST/STEL-CR-TH >4.75 MM	14674	73704	20659	37437
721932	COILS ST/STEL-CR-TH>3MM-4.75MM	7424	75470	12269	67564
721933	COILS ST/STEL-CR-TH >1MM <3MM	107255	588550	40124	184636
721934	COILS ST/STEL-CR-TH>0.5MM<1MM	61455	296988	39765	260784
721935	COILS ST/STEL-CR-TH >0.5MM	395164	1177209	178955	849520
721990	OTH F/ROL PROD ST/ST WD>600 MM	476442	2243335	553579	2501286

Contd.



## 10.11 Imports by Economic Categories (Detail)

(In Thousand Rupees)

ITEMS		NOVEMBER, 2015	FROM JULY, 2015	NOVEMBER, 2014	FROM JULY, 2014
722011	F-ROL ST/STEEL H-ROL TH>4.75MM				1166
722012	F-ROL ST/STEEL H-ROL TH<4.75MM		1306	2867	7292
722020	COILS ST/STEEL H.ROLLTH <600MM	59035	231678	20459	287026
722090	OTH F/ROL PROD,ST/ST WD <600MM	8476	26443	315	45149
722100	BAR/RODS H/ROL IN COIL ST/STEL		196	40	1030
722211	BAR/ROD ST/ST NFW H/ROL CC/SEC	24586	136047	14796	97368
722219	OTH BAR/ROD ST/ST NFW HOT/DRWN	17658	19085	8640	15071
722220	BAR/ROD ST/ST NFW C/FOR,C/FIN	7585	28516	776	15048
722230	OTH BAR/ROD OF STAINLESS STEEL	31916	79898	5553	60479
722240	ANGLE/SHAPES&SECTION ST/STEEL		8700	1672	11689
722490	OTH SEMI-FIN PROD OTH A/STEEL	782360	2259587	517716	1831140
722511	GRAIN-ORIENTED SIL-ELEC-STEEL	419850	1405396	128094	906049
722519	OTH F/ROL PROD SIL-ELEC-STEEL	27376	384167	63201	213311
722530	OTH NFW HOT/ROLLED IN COILS	2317465	13004823	2071760	9632943
722540	OTH NFW HOT/ROLLED NOT IN COIL	30375	701956	41767	542447
722550	OTH ALLOY STEEL NOT WORK(RDUC)	14173	65256	123983	137202
722592	FLATROLLED PROD O/W ZINC PLATE	986	1504		1790
722599	OTH F/ROL PROD OTH ALLOY STEEL	53492	277660	198134	669252
722611	GRAIN-ORIENTED SILICON ELEC ST	40350	201866		6368
722619	OTH FLAT ROLL\PROD SILICON E/S				1046
722620	FLAT/ROL PROD HIGH SPEED STEL				52
722691	OTH FLATROL PROD NETWORK HOT/R		1932	185047	187139
722692	OTH F/ROLL PROD NETWORK COLD/R	19875	87970	27269	98959
722699	OTH F/ROL PROD OTH ALLOY STEEL	323	13484		2676
722720	BAR/ROD OF SILICO-MAG STEEL	38211	38211		
722790	OTH BAR/ROD H/ROLL W/COIL A/ST	395680	1278682	247294	915742
722810	BAR/RODS OF HIGH SPEED STEEL	2005	4920		
722820	BAR/RODS OF SILICO-MAG STEEL	1568	1568	4238	4730
722830	OTH BAR/ROD HOT ROLLED	299567	1770867	177021	460972
722840	OTH BAR/ROD NOWORK FORGED	8634	21354	1038	16745
722850	OTH BAR/ROD NOWORK C/FOR,C/F	159	22884		2226
722860	OTH BAR/ROD ALLOY STEEL NES	32138	163635	3399	30206
722870	ANGLES, SHAPES AND SECTIONS		59386		
722880	HOLLOW DRILL BARS AND RODS	1616	2052	38970	40881
722920	WIRE OTH ALLOY STEL SILICOMANG			7543	24904
722990	OTH,WIRE OF OTHER ALLOY STEEL	6827	53548	13724	102637
730110	SHEET PILING IRON AND STEEL		20818	20482	20482
730120	ANGLE SHAPES & SECTIONS OF I/S	1651	4651	475	5804
730210	RAILS OF IRON AND STEEL		28903	58359	272284
730230	SWITCH BLADE, CROSS-FROG P/ROD		372		100
730240	FISH-PLATES AND SOLE PLATES	892	2973	381	424
730290	OTHER MATERIALS JOINTING RAILS	2265	3251	811	255173
730300	TUBE/PIPE,HOLLOW PROFILE C/IRON	149	44034		74498
730411	L.P FOR OIL&GAS S-STL SEAMLESS	28197	34974	3273	5848
730419	OTH LINE PIPE I/S FOR OIL&GAS	53192	712988	113250	900505
730422	DRILL PIPE S-STL DRILL OIL/GAS				157236
730423	OTH DRILL PIPE I/S FOR OIL&GAS	293251	1823830	327223	4066273
730424	OTHER PIPE OF STAINLESS STEEL	1240	4325	1250	1011301
730429	OTH CASING,TUBING I/S-OIL/GAS	135879	1476605	381721	2107095
730431	O- COLD-ROLLRD C.C.SEC I/N.A.S	31111	95519	29122	118840
730439	OTH CROSS SECTION OF N.A-STEEL	151131	881339	126546	1110786
730441	COLD ROLD CR-SEC OF STAIN-STL	3307	50592		68376
730449	OTH CROSS SECTION OF STAIN-STL	24759	277879	39159	209746
730451	O-C.C.SEC COLD ROL(ALLOY-STL)		5186	16803	38966
730459	O-CIR CROSS SEC OF (ALLOY-STL)	40	49283	1510	23246
730490	O-TUBE PIPE/HOLLOW -PRO SEAMLE	48583	346107	16598	461999
730511	LINE PIPE USED OIL/GAS WELDED		28596	570	89899
730512	OTH LINE PIPE USED OIL GAS WLD		7008		16287
730519	OTH LINE PIPE USED OIL/GAS P/L	3259622	3327001		821093

Contd.

## 10.11 Imports by Economic Categories (Detail)

(In Thousand Rupees)

ITEMS		NOVEMBER, 2015	FROM JULY, 2015	NOVEMBER, 2014	FROM JULY, 2014
730520	CASING FOR DRILLING,OIL/GAS				34983
730531	OTHER, LONGITUDINALLY WELDED	122	122		
730539	OTHER, WELDED TUBES AND PIPES				143065
730590	OTHER, TUBES AND PIPES	5846	8310	1656	125361
730611	L.P-WELDED OF STA-STL(OIL/GAS)	1167	64830	72	24619
730619	OTH-LINE PIPE O/G PIPELINE I/S	117458	234570	647	193002
730621	CAS/TUB WELDED LINE PIPE STA-S		290		
730629	O-CASING/TUB LINE PIPE O/G I/S		186	40143	84836
730630	COPPER COAT MILD STL TUB-8.5MM	34758	292971	31813	234426
730640	O-WELDED C.C.SEC OF STAIN-STL	132973	981622	50976	734994
730650	O-WELDED C.C.SEC NON ALLOY-STL	65377	199078	42164	205073
730661	O-TUBE,PIPE WELD SQUARE C-SEC	31720	127621	25103	246428
730669	TUBE/PIPE WELD OF OTH C.C-SEC				2606
730690	OTH TUBE PIPE HW-PROFILR I/STL	388484	483972	19079	80502
730711	CAST FIT N-MALLEABLE CAST-IRON	24143	48498	884	37157
730719	OTHER, CAST FITTINGS	47202	243971	35091	221088
730721	FLANGES, OF STAINLESS STEEL	12891	70631	3610	46238
730722	THREADED ELBO,BEND,SLV S/STEEL	3938	16140	4374	25432
730723	BUTT WELDING FITTING STAINSTEL	1508	20572	1181	42143
730729	OTH TUBE,PIP FITTING STAINSTEL	69927	286425	43740	608196
730791	FLANGE AIR-P AGRI-TRACTOR<=80H	71810	189128	49455	133082
730792	THREAD ELBO,BEND/SLV IRN/STEEL	9653	99354	11867	233013
730793	BUTT WLEDING FITTING IRON/STEL	14875	81965	19286	138251
730799	OTH TUBE,PIP FIT IRN/STEL NEC	167418	969567	288955	1447399
730810	BRIDGES AND BRIDGE-SECTIONS	32	32		32989
730820	TOWERS AND LATTICE MASTS	40355	2520406	33816	1222846
730830	DOR,WIN/FRAMES,TH-HOLD,FORDORS	119945	176616	8282	131593
730840	EQUIP SC-FOLD SHUT PROP PITPRO	156238	277538	28139	119703
731100	CONT COMPRESO/LIQUID GAS IR/S	58126	247128	123141	301453
731210	STANDARD WIRE ROPES AND CABLES	100003	399883	61601	322571
731290	OTH WIRE,ROPE,CABLE,SLINGS I/S	16289	54767	13215	120283
731300	BRABED WIRE OF I/S TNIS HOOP	6746	51641	8401	30758
731412	ENDLESS BAND MACH STEL W-CLOTH	5424	8564	1853	2857
731414	OTH WOVEN CLOTH OF STAIN STEEL	3918	38505	458	8802
731419	STEEL CORD FABRIC LIN MNF TYRE	2661	16383	725	11688
731420	GRIL NET FENC W/LD D=3MM MS100	526	3186	184	40898
731431	OTH GRL NEW FENC/WLED COTD ZNC		713		
731439	OTH GRL NET FENCING AT INTSEC	5551	6458		28839
731441	OTH CLO GRL NET FENC PL/COT ZN	8681	44976	4426	41531
731442	OTH CLO GRL NET FENC PL/COT PL		2614	995	8622
731449	OTH CLO GRL NET /FENFING	45400	190055	29840	127767
731450	EXPANDED METAL OF IRON OR STEL		3878		
731511	ARTICULATED LINK ROLLER CHAIN	99857	416512	69981	412823
731512	OTHER CHAIN, ARTICULATED LINK	26306	133169	16644	95899
731519	PARTS, ARTICULATED LINK CHAIN	7810	73973	5211	29790
731520	SKID CHAIN	606	2352		101
731581	STUD LINK	2387	4878	1123	6996
731582	OTHER, WELDED LINK	3349	28404	5041	14880
731589	OTHER CHAIN,	1389	13553	882	9308
731590	OTHER PARTS OF CHAIN	2170	11486	1285	9282
731600	ANCHORS,GARPNELS PARTS IRON/ST	13773	56941	3491	16034
731700	NAILS,TAKES,DRAWING PINS IR/ST	27508	133475	15003	108660
731811	COACH SCREW I/S THREADED	1467	4792	147	7116
731812	OTH WOOD SCREW I/S THREADED	8324	19995	590	8553
731813	SCREW HOOKS,SCREW RING RVT I/S	30	1477	103	1101
731814	SELF-TAPPING SCEWS, THREADED	13864	55658	14927	73565
731815	OTH SCREW,BOTLS W/N NUT/WASHER	504770	1174328	99398	538801
731816	NUTS, THREADED OF IRON/STEEL	46464	244857	42712	316408
731819	OTH BOLT,NUT,WASHER,RVT I/S TH	19668	85793	13108	89018

Contd.

## 10.11 Imports by Economic Categories (Detail)

(In Thousand Rupees)

ITEMS		NOVEMBER, 2015	FROM JULY, 2015	NOVEMBER, 2014	FROM JULY, 2014
731821	SPRING WASHER LOCK WASHER N-TH	1080	20523	2264	16229
731822	OTHER WASHERS. NON-THREADED	9249	56162	7818	51899
731823	RIVETS, NON-THREADED	7487	29986	6993	204739
731824	COTTERS/PINS NON THREADED I/S	485	2018	1316	6960
731990	OTH KNITTING NEDLS,CRO HOOKS	6855	46147	10406	43631
732010	LEAF-SPRINGS&LEAVES THEREFOR	25970	101219	3770	23522
732020	HELICAL SPRINGS	1354	8297	2686	11067
732190	PARTS OF I/S,COOK APPLI&PLAT-W	21165	78096	10384	48663
732211	RADIATORS/PARTS CAST IRON E-EL		1357	2398	4168
732219	OTH RADIATOR AND PARTS THEREOF	3549	17030	607	12410
732490	OTHER, INCLUDING PARTS	10294	57905	6065	47238
732510	OTH CAST ARTI I/S N-MEL C-IRON		3698	2670	7374
732591	GRINDING BALLS SIMI ARTI MILLS		31329		57060
732619	OTH ATI FORGED/STAMPED N-WORK	143312	440109	32387	210957
732620	ARTICLES OF IRON OR STEEL WIRE	3322	14249	258	10429
740500	MASTER ALLOYS OF COPPER.		180		1284
740610	COPER-POW OF NON-LAMELLAR STRU	925	7422	580	11809
740620	COPER-LAMELLAR STRUCTURE FLAKE	5242	68411	22656	76533
740710	BAR,RODS OF REFIND COPPER	85636	318783	98106	408004
740721	COPPER BAR,ROD PROFIL ZINC BAS	9009	27883	2284	14228
740729	OTH BAR,ROD,PROFIL COPP ALLOYS	46	9223	3473	12543
740811	WIRE REF COPP MAX CR-SEC DI>6M		69660	35406	181110
740819	OTHER, WIRE OF REFINED COPPER	12368	73703	16800	62379
740821	WIRE OF COPPER ALLOY ZINC BASE	2928	13241	3827	18516
740822	WIRE OF COPPER ALLOY NICK BASE	126	4573		969
740829	OTH WIRE OF COPPER ALLOYS ETC	7056	22249	846	1411
740911	PLAT,SHEET,STRIP REF COPP COIL	38016	54854	34910	53414
740919	OTH PLAT SHEET&STRIP REF COPP	1098	20899	1995	7372
740921	PL,SH&STRIP COPP ZINC BAS COIL	7189	76547	9968	77734
740929	OTH PL/SH/STRI COPP ZINC BAS	229	7828	6975	18191
740931	PL/SH/STRIP COPP TIN BAS COILS	263	263		51
740939	OTH PL/SH/STRIP COPP TIN BAS-C	632	811		394
740940	PL/SH/STRIP COPP NICKLE BASE				38
740990	PL/SH/STRIP OTH COPP ALLOYS NS	2647	3130		3064
741011	FOIL REFINED COPP NOT BACKED	80603	380139	46586	326680
741012	FOIL OF COPP ALLOYS,NOT BACKED	52877	201396	73726	273447
741021	FOIL OF REFINED COPPER,BACKED	16241	21954		18440
741022	FOIL OF COPPER ALLOYS,BACKED	1228	2405	5272	13178
741110	TUBE & PIPE OF REFINED COPPER	75780	625682	32388	593823
741121	TUB&PIPE COPP ZINC BAS ALLOYS	87	8964		9819
741122	TUB&PIPE COPP NICKLE BAS ALLY		2153		3198
741129	OTH TUBE&PIPE OF OTH COPP ALLY	1898	7735	1139	7800
741210	COPP TUBE/PIPE FIT REF COPPER	1638	3647	200	756
741220	COPP TUBE/PIPE FIT COPP ALLOYS	3860	15842	172	15264
741300	STANDARD WIRE,CABL PL-BAND-NEI	618	48855	200	830
741510	NAIL,TACK,DRW-PIN,STAPL,S-ARTI		2428	184	1479
741521	WASHERS/INCL SPRING WASH N-THR	716	1579	15	1060
741529	OTH NOT THREADED ARTI COPPER	1135	4337	636	3091
741533	OTH THRD SCREW,BOLT,NUT COPPER	2069	6789	6	5061
750400	NICKEL POWDERS AND FLAKES.	150	6809		8582
750512	BAR,ROD,PROFILE NICKLE ALLOYED	258	2450	125	970
750521	WIRE OF NICKEL, NOT ALLOYED		718		2023
750522	WIRE OF NICKEL, ALLOYED	2808	10738		8976
750610	PLAT,SHET,STRIP,FOIL NICK N-AL	6238	14030	8351	25240
750620	PLAT,SHET,STRIP FOIL NICK ALOY		3125	23	14087
750711	TUBE&PIPE OF NICKEL NOT ALLOYD				775
750712	TUBE & PIPE OF NICKEL ALLOYED		4411	4362	11200
760200	ALUMINIUM WASTE AND SCRAP.	680591	2893704	378457	2416635
760310	POWDER OF NON-LAMELLAR STRUCTU		1674		16597

Contd.

## 10.11 Imports by Economic Categories (Detail)

(In Thousand Rupees)

ITEMS		NOVEMBER, 2015	FROM JULY, 2015	NOVEMBER, 2014	FROM JULY, 2014
760320	POWDER OF LAMELLAR STRU FLAKES	2183	23047	3560	14602
760410	BAR ROD PROFILE ALUM NOT ALLOY	6594	56722	11296	26635
760421	HOLLOW PROFILES OF ALUM ALLOYD	1305	1703	1214	3256
760429	OTH BAR,ROD&PROFIL ALUM ALLOYD	34557	77773	7021	35517
760511	ALMU WIRE N-ALLOY MAX DIA>6MM	4666	38018		83727
760519	OTH ALUMINIUM WIRE NOT ALLOYED	4235	45222	17189	51876
760521	ALUM WIR ALLOY MAX CRS DIA>7MM	1698	3729		250
760529	OTH ALUMINUM WIRE, ALLOYED	5676	31994	7374	16475
760611	RECTANGLE&SQUARE ALUM NOT ALLY	20253	116525	25311	181543
760612	RECTANGULAR/SQ ALUM MOTALLOYED	167830	691349	112818	571136
760691	OTH PL,SHET,STRL ALUM NOT ALOY	2489	36794	3615	23111
760692	OTH PL,SHET&STRIP ALUM ALLOYED	14739	55818	6450	65214
760711	ALUM FOIL ROLLED N-WORK/BACKED	323439	1241808	174437	1012900
760719	OTH ALUMINIUM FOIL NOT BACKED	184912	827373	105181	761008
760720	ALUMINUM FOIL, BACKED	163380	675184	80016	617779
760810	TUBE, PIPE OF ALUM NOT ALLOYED	599	5077	1065	3404
760820	TUBE, PIPE OF ALUM ALLOYED	6250	50220	13478	47125
760900	ALUM TUBE,PIPE FIT(COUP/ELBOW)	2961	14481	1969	12816
761010	DOORS,WINDOW, FRAMS,THRESHOLDS	2732	41199	4571	32467
761300	ALUM CONT FOR COMP/LIQUE GAS	3400	17729	835	3422
761410	STAND WIR,CABL PL,ALU S-CORE		3		66892
780200	LEAD WASTE AND SCRAP.				281
780411	LEAD SHET STRIP FOIL TH>0.2MM	71	71		295
780419	OTHER , LEAD PLATES			2540	2540
790310	ZINC DUST(BLUE POWDER)	1407	13092		3054
790390	OTHER ;ZINC POWDER AND FLAKES				1412
790400	ZINC BARS,RODS,PLROFILE&WIRE	1798	28271		9676
800200	TIN WASTE AND SCRAP.				14
811300	CERMETS&ARTICLE INCL WAS/SCRIP				44
820110	SPADES AND SHOVELS	4340	17287	608	3118
820130	MATTOCKS, PICKS, HOES & RAKES		740		39
820140	AXES,BILLS HOOKS&SIMI HEW TOOL	1014	3286		41
820150	SECATEURS&ONE-HAND PRUNERS SHR	24	906		19
820160	HEDGE SHEARS, TWO-HAND PURNING	36	247	40	99
820190	OTH HAND TOOL AGRICUL,HORTICUL	272	1712		428
820210	HAND SAWS	4802	24277	3640	19412
820220	BAND SAW BLADES	405	4692	641	4688
820231	CIRCULAR SAW BLADE WITH STEEL	6803	30127	11577	28895
820239	OTH CIRCULAR SAW BLADE,O/MATER	8075	22366	2638	11311
820240	CHAIN SAW BLADES	2227	6755	551	2364
820291	STRAIGHT SAW BLADES,WORK METAL	866	20971	21	5056
820299	OTHER SAW BLADES	9828	47707	5502	32146
820310	FILES, RASPS & SIMILAR TOOLS	10113	37047	3604	37747
820320	PILERS,PINCERS,TWEESZERS S-TOL	19064	95857	10125	72916
820330	METAL CUTTING SHEARS&SIM TOOLS	592	5695	652	7739
820340	PIPE CUTTERS BOLD CROPPERS,ETC	2118	9891	900	11976
820411	NON-ADJUS H-OPER SPANER,WRENCH	21530	136057	18631	130587
820412	ADJUSTABLE H-OPER SPANER,WRENC	23577	100412	13487	80227
820420	INTERCHAGEABLE SPANNER SOCKETS	5647	21976	2717	18480
820510	DRILLING,THREADING TAPPING TOL	839	14262	6149	10233
820520	HAMMERS AND SLEDGE HAMMERS	5141	20037	11303	17314
820530	PLANES,CHISELS,GOUGE WOOD WORK	371	7440	1723	6679
820540	SCREW DRIVERS	9883	49579	13754	42198
820551	OTHER HAND TOOLS H-HOLD N.E.S.	1157	10992	2943	7984
820559	OTH HAND TOOL(GLAZZIER DIMOND)	22712	137823	12553	72802
820560	BLOW LAMPS	19	100		341
820570	VICES, CLAMPS AND THE LIKE	5458	19133	1940	12011
820590	SETS OF ARTI.TWO/MORE,SUB-HEAD	1563	26364	4205	69235
820600	TOOL TWO/MORE OF H.82.02TO.05	11301	42121	1762	5813

Contd.

## 10.11 Imports by Economic Categories (Detail)

(In Thousand Rupees)

ITEMS		NOVEMBER, 2015	FROM JULY, 2015	NOVEMBER, 2014	FROM JULY, 2014
820713	ROCK DRILLING,EARTH BORING TOL	1480	17876		13546
820719	OTH INC PARTS ROCK DRIL,E-BORI	168650	848088	207750	1120876
820720	DIES FOR DRAWING/EXTRUD METAL	8732	23609	6925	27524
820730	TOOL FOR PRESS, STAMPING/PUNCH	19078	47920	4376	35454
820740	TOOLS FOR TAPPING OR THREADING	3197	15838	631	7423
820750	TOOL FOR DRILLING O/T ROCK DRL	63578	426773	11611	194616
820760	TOOLS FOR BORING OR BROACHING	223	11812	314	7085
820770	TOOLS FOR MILLING	755	29411	2316	14482
820780	TOOLS FOR TURNING	4870	33465	2551	31557
820790	OTH INTERCHANGEABLE TOOLS	44898	246446	36179	129464
820810	KNIVS&CUTING BLADE METAL WORK	6573	21096	3548	12475
820820	KNIVS CUTING BLADE WOOD WORK.	3825	12245	858	19291
820830	KNIVS&CUTING BLADE KITCHEN APP	709	7608	814	9556
820840	KNIVS&CUTING BLADE AGRI HORT	1645	15989	22	9730
820890	OTH KNIVES CUTING BLADES F/MAC	41844	213211	51241	239836
830260	AUTOMATIC DOOR CLOSERS	9855	40387	1683	21007
831190	OTH WIRE&RODS AGGLOMTR B/METAL	15211	111543	23706	663872
840130	FUEL ELEMENT NON-IRRADIATED				96
840140	PARTS OF NUCLEAR REACTORS	1920011	2366498		1950278
840211	WATERTUBE BOIL S/PROD>45T/H	2095058	4052196	6602	1335071
840212	WATERTUBE BOILER S/PROD-45T/H	32474	183025	183420	673662
840219	OTH VAPOUR GENERATING BOILERS,	191700	1279034	110837	702824
840220	SUPER-HEATED WATER BOILERS	8634	69158		42510
840290	PARTS OFSTEAM/OTH VAPOUR G/BOL	948	370264	27747	90940
840310	BOILERS	1140	13855	794	11852
840390	PARTS CENTRAL HEATING BOILERS	253	29978	18511	407231
840410	AUXILIARY PLANT FOR BOILER		8780	9423	3804777
840420	CONDENSERS STEAM/VAP POW UNIT	27776	114032	1852	162514
840490	PARTS MASHINE H-8404.1000	15950	145659	9612	87468
840510	PRODUCER WATER GAS GENERATORS	6808	33790	16362	163629
840590	PART PROD GAS WATER GENERATOR	1502	8162	4650	154167
840610	TURBINES FOR MARINE PROPULSION		2200		543
840681	OTH TURBINE OUTPUT EXCEED 40MW		3823		
840682	O-TURBINE OUTPUT NOT EXC 40MW	78713	877301	121776	729151
840690	PARTS OF STEAM TURBINES	1413026	1948111	28212	1504622
840710	AIRCRAFT ENGINES	35069	2252666	2605	290945
840721	MARINE PROPULSION ENGINES	203	132287	6803	121972
840729	OT MARINE SPARK-IGN-ROTRY ENG.		598		1055
840731	PISTION ENGINE CAPACITY-50CC	107	12082	1461	45643
840732	PISTON ENG CAPACITY 50-250CC	82643	255329	76679	240790
840733	PISTON ENG CAPACITY 250-1000CC	8087	31472	5289	20585
840734	PISTON ENG CAPACITY EX1000CC	20157	115837	11566	76075
840790	OTH ENGINES	19436	125535	72597	184770
840810	MARINE PROPULSION ENG-DIESEL	2563	8784	1099	6957
840820	ENGINE FOR VEH CHAPTER-87	32193	195117	15742	153580
840890	OTH ENGINES	66138	333923	509007	757356
840910	PARTS FOR AIRCRAFT ENGINES	3253	19064		3351
840991	PARTS,SPARK-IGNITON PIST ENGIN	401857	2614917	489546	2677288
840999	OTH PART,COMPRES-IGN PIST ENG	333907	3108486	494951	3672430
841011	HYD,TURBINE,WATER WHEE-1000KW		99038		199923
841012	HYD,TURBN W/WHEEL-1000-10000KW	69696	82208		
841013	HYD TURBINE,W/WHEEL>10,000KW	73903	2250315		1162691
841090	PARTS, INCLUDING REGULATORS	320480	1145936	868878	901041
841122	TURBO-PROPLER EXCEED 1100KW		82968		
841181	OTH GAS TRBIN NOT EXCD 5,000KW		353906		
841182	OTH GAS TURBIN EXCE-5,000KW		446295	112486	717393
841191	PARTS TURBO-JET /PROPELLERS		14743		
841199	OTH, PARTS OF GAS TURBINES	142582	2738140	4180051	5677505
841210	REACTION ENG OTH THAN TURB-JET				287

Contd.

## 10.11 Imports by Economic Categories (Detail)

(In Thousand Rupees)

ITEMS	NOVEMBER, 2015	FROM JULY, 2015	NOVEMBER, 2014	FROM JULY, 2014	
841221	LINEAR ACTING,HYD ENGINE&MOTOR	1537	10690	20	25797
841229	OTH, HYDRAULIC POWER ENG&MOTOR	10053	224927	26646	100103
841231	LINERA ACT,PNEUMATIC ENG&MOTOR	1937	11484	4021	21654
841239	OTH, PNEUMATIC ENG & MOTOR	8653	31848	4931	25733
841280	OTH, ENGINES AND MOTOR	4991	5733	297	227472
841290	PARTS OF ENGINES AND MOTOR	10362	489648	6677	136354
841311	PUMPS FOR DISPENSING FUEL/LUB	11537	155029	61693	159149
841319	O-PUMP FITTED MEASURING DEVICE	7908	183390	18011	110841
841320	HAND PUMP O/THN H-841311,19	16111	20375	1559	5446
841330	FUEL LUBRICATING/COOLING PUMPS	39780	894334	115166	556743
841340	CONCRETE PUMPS	38765	215183	3687	62488
841350	OTH POSITIVE DISPLACEMENT PUMP	20842	156417	1600	97769
841360	OTH ROTARY PIDISPLACEMENT PUMP	2601	24264	2701	47225
841370	OTH CENTRIFUGAL PUMS	245326	4201063	609022	1726677
841381	OTH PUMS LIQUID ELEVATORS	60468	612280	41296	434047
841382	LIQUID ELEVATORS	1498	5890	3620	421083
841391	PART OF PUMPS	143501	798185	200030	1193294
841392	PARTS OF LIQUID ELEVATORS PUMP	921	3651	1487	2138
841410	VACUUM PUMS	15596	84031	25446	91216
841420	HAND/FOOT OPERATED AIR PUMS	9604	33591	4348	12699
841430	COMPRESSOR REFRIGERATOR EQUIP	586919	3852346	581938	3577672
841440	AIR COMPRESSORS MOUNTED W/CHAS	19226	109389	10291	171008
841451	FANS TABLE,FLOOR,WALL,WINDOW	24439	231643	23279	289448
841459	OTH FANS	52798	228227	69164	622775
841460	HOODS MAX-HORIZONTAL SIDE120CM	19009	75180	15442	65607
841480	OTH GAS COMPRESOR&RECYCL RODS	408737	1996704	2009842	3957103
841490	PARTS AIR/VACUM PUMPS ETC.	167079	1080607	206338	1888563
841510	WINDOW/WALL TYPE AC/SPLIT SYS	147175	848411	63815	719084
841520	A.C.MACHINES FOR MOTOR VEHICLE	221	11472	342	16902
841581	A.C.MACH COMP MOTOR DRI FAN	17462	95351	17561	55350
841582	O- AC INCOR REFRIGIRATING UNT	21333	97329	4792	67073
841583	OTH A.C. MACH NOT REFRIG UNIT	94042	332538	82631	374141
841590	PARTS OF AIR CONDITION MACHINE	155645	1290825	366375	1489191
841610	FURNACE BURNERS LIQUID FUEL	1545	54731	171	1206
841620	OTH FURNAC BURNER INCL COMBINT	6995	39106	7933	83332
841630	MECHANICAL STOKERS GRATES ETC	41189	375542	11127	318882
841690	PART OF BURNRS OTH ART OF 7412	8282	87636	4506	54288
841710	FURNAC & OVEN F/ROAST/MELTING	138	233569	646	51502
841720	BAKERY OVENS INCL BISCUIT OVEN	2929	49621	10428	40348
841780	OTHER FURNANCE AND OVENS INDUS	59788	1356810	20881	84929
841790	PART OF INDUSTRIAL LAB FURNACE	3467	156097	21499	157211
841810	COMBINED REFRIG-FREEZE W-DOORS	26129	147385	2037	37555
841821	REFRIGERATORS HOUSEHOLD TYPE	46933	249343	11560	187478
841829	OTH REFRIGERATOR HOUSHOLD TYP	6646	87522	30981	109668
841830	FREEZERS OF CHEST TYPE	212	12707	3310	22913
841840	FREEZERS OF THE UPRIGHT TYPE	44523	68669	571	19827
841850	O-FURNI-STORAGE,DISPLY FRZ EQU	25946	178860	10160	43411
841861	OTH REFRIG FREZ EQPT HEAT PUMP	4448	9526		423
841869	OTH REFRIG FREZ EQUIP HEAT PUMP	252851	1139959	275166	1037173
841891	FURNITURE REFRIG FREEZING EQPT	2347	11417	110	5330
841899	OTH PARTS REFREGERATING EQUIPT	135371	1032580	166672	1173311
841911	INSTANT GAS WATER HEATERS	62705	270466	45128	163776
841919	OTH INSTANT STRONGWATER HETER	15629	64911	42002	61388
841920	MEDICAL SURGICAL LAB STERILISE	15707	101821	95568	259293
841931	DRYERS AGRICULTUL PRODUCTS	515	23363	631	6137
841932	DRYERS WOOD PAPER PULP P/BOARD	4866	6836	6975	8314
841939	OTHER DRYERS	110441	463134	72596	211378
841940	DISTILLING RECTIFYING PLANT	448	36813	359	134448
841950	HEAT EXCHANGE UNITS	51657	191428	127869	610951

Contd.

## 10.11 Imports by Economic Categories (Detail)

(In Thousand Rupees)

ITEMS		NOVEMBER, 2015	FROM JULY, 2015	NOVEMBER, 2014	FROM JULY, 2014
841960	MACHINERY LIQUIFY AIR O/GASES	8104	42917	973	36738
841981	OTH MACH PLANT EQPT HOT/COL FD	16951	173045	7339	90337
841989	OTH MACHINERY PLANT AND EQPT	982466	5956813	236421	3166133
841990	PARTS MACH PLANT LAB EQUIP ETC.	83181	413806	797835	3033983
842010	CALENDERING OTH ROLL MACHINES	624	6134	8836	31283
842091	CYLINDER(FOR CALENDERING MACH)	1944	3705	2215	18996
842099	OTH PART OF CALENDER MACHINE	8005	23299	3260	17946
842111	CREAM SEPARATORS		10648	28	15027
842112	CLOTHES-DRYERS	1284	4647	39	61
842119	OTH CENTRIFUGES INCLUDING DRYR	98244	432586	428139	1286167
842121	FILTERING PURIFY MACH&APARATUS	466706	1856906	156368	956299
842122	FILTERING MACH FOR BEVERAGES	12459	32772	12738	29339
842123	OIL&PETROL-FILTER INT.COMBSN	27440	169081	26420	124549
842129	OTH FILTER MACHS APPARATUS NES	115662	400741	150778	429764
842131	INTAKE AIR FILTER COMBTION ENG	27036	325825	354129	1128633
842139	OTH FILTERING PURIFY MACH/APPA	195860	1050616	155684	990940
842191	PARTS CENTRIFUGES INCL DRYER	80338	325999	104940	469953
842199	PARTS OF FILTERING PURIFY MACH	60861	268894	19022	629488
842211	DISH WASHING MACHINE HOUSEHOLD		2482	453	7518
842219	OTHER DISH WASHING MACHINE	967	3484	297	1541
842220	MACH CLEANING/DRYING BOTTLE	1879	9649	1693	46580
842230	MACH FILLING/CLOSING BOTTLES	1245783	2691346	154735	1486885
842240	OTH PACKING WRAPPING MACHINE	193108	941430	40723	446411
842290	PARTS MACH FIL/CLEAN WRAP PACK	159080	834709	201773	927240
842310	PERSONAL WEIGHING MACHINES	8712	28067	7285	28816
842320	SCALES FOR CONT WEIGHING GOODS	8207	37513		10045
842330	CONSTANT WEIGHT SCALES/HOPER	30439	128768		3716
842381	OTH WEIGHT MACHINERY-30KG	1242	11458	3950	19732
842382	OTH WEIGHT MACH CAP-30-5000KG	22055	224702	12440	70644
842389	OTH WEIGHING MACHINERY	312	46038	13936	45172
842390	WEIGHT MACH WTS ALL KINDS&PART	3483	57106	8932	32555
842410	FIRE EXTINGUISHERS W/N CHARGED	42074	186043	22625	216104
842420	SPRAY GUNS&SIMILAR APPLIANCES	5197	71547	16077	43652
842430	STEAM,SAND BLAST,JET PROJ MACH	523	9049	4906	17123
842481	AGRICULTURAL OR HORTICULTURAL	26884	143190	2625	109941
842489	OTH APPL PROJ/DISPERS/SPRY LQD	8502	63620	2677	141614
842490	PART MECH APPLIANCE SPRAY ETC.	28992	128775	39474	157044
842511	PULLEY TACKLE HOISTS POWER	15883	113991	3926	89606
842519	O-PULLY/HOISTS/WINCH/CAPSTANS	32448	127601	5750	77701
842531	WINCH CAPSTAN POWER E/MOT	1066	16382	4768	12786
842539	WINCHES CAPSTAN	11540	25257	3189	20523
842541	JACKS,HOISTS-RAISING VEHICLES	1551	5906	3021	14545
842542	OTH JACKS AND HOISTS HYDRAULIC	23597	143123	21137	84135
842549	OTH MECHANICAL HANDING EQUIPMT	1014	6884	8979	12795
842611	OVERHEAD-TRAVELING CRAN F-SUPO	1331	349444	3504	83296
842612	MOBILE LIFTING FRAME ON TYRES	2093	183434	6871	32616
842619	OTH O/HEAD TRAVEL/TRNSPOT CRAN	4694026	5000592	17889	92246
842620	TOWER CRANES	95390	359329	137772	215099
842630	PORTAL OR PEDESTAL JIB CRANES		30283		34878
842641	O-MACHINERY SELF PROP ON TYRES	14313	232095	612	148532
842649	OTH MACHINERY SELF PROPELLED	152371	4245903	248814	307893
842691	O-MACH DESIGED MOUNT ROAD VEH	718	18000		1153
842699	OTH MACHINERY NOTSELF PROPELED	1378	724827		10202
842710	SELF PROPELL TRUCK WITH EL MOT	30275	220774	49799	157382
842720	OTHER SELF-PROPELLED TRUCKS	88191	452354	42154	383735
842790	OTH WORK TRUCK LIFT/HAND EQUIP	7111	45190	12761	32130
842810	LIFTS AND SKIP HOISTS	139711	676946	58101	437457
842820	PNEUMATIC ELEVATORS&CONVEYORS	34605	41820	20069	230356
842831	ELEVATOR/CONVEYOR,UN/GROND USE		26482		538

Contd.

## 10.11 Imports by Economic Categories (Detail)

(In Thousand Rupees)

ITEMS	NOVEMBER, 2015	FROM JULY, 2015	NOVEMBER, 2014	FROM JULY, 2014
842832		1188	19831	40948
842833	20532	136056	130249	251398
842839	10174	544328	91735	184086
842840	116814	335282	107188	141354
842860	697	5225	548	3788
842890	3020	608266	7505	196692
842911	36140	331490	387007	470080
842919	173169	197856	46114	147069
842920	76838	136516	25726	54168
842930				1156
842940	148568	349165	24670	78367
842951	207521	751393	71433	263305
842952	55383	118152		357
842959	534219	3160461	243839	1094351
843010	2057	53524		47783
843020	58	109		
843031	360	32264		221
843039		8924	3181	3347
843041	4206	60897		94992
843049	807114	6734886	75417	4566182
843050	80908	178007	1123	52760
843061	2032	12066	809	6170
843069	51983	100240	353	19681
843110	3280	7021	5603	17364
843120	4000	33054	5841	27009
843131	68382	178872	20410	104959
843139	87034	355982	87604	393298
843141	19132	33275	17391	31291
843142	3574	5168	63	3917
843143	228700	1773400	235698	2015523
843149	144759	986101	169403	2223115
843210		92215	88	778
843221	6815	59154	3368	3368
843229		8836		237
843230		750		4091
843240		102		
843280	669	5013	421	42825
843290	1429	25057	10317	91154
843311	780	3353		181
843319	574	4975	96	2497
843320	576	9152		5026
843330	53	2637		4228
843340	1612	37932	140	6125
843351	78189	932875	33586	785067
843352		1604		702
843353	71	4147		
843359	11175	66797	4071	31050
843360	612	1040	1670	153428
843390	4502	40207	13163	35875
843410	20	16416	1836	9435
843420	4952	21240	31823	44169
843490	6222	23891	8041	32617
843510	231	1436	345	5992
843590		1052		874
843610	59472	264597	86826	325458
843621	16515	24258	194132	311573
843629	147656	697731	111522	700343
843680	412	25063		3264
843691	3358	16174	645	59529

Contd.



## 10.11 Imports by Economic Categories (Detail)

(In Thousand Rupees)

ITEMS		NOVEMBER, 2015	FROM JULY, 2015	NOVEMBER, 2014	FROM JULY, 2014
843699	OTH PART OF AGR/HORT MACHINER	31382	116671	6677	104275
843710	MACH CLEAN SORT GRAD GRAIN/VEG	98514	438950	75667	440827
843780	OTH MACHINERY	8801	165533	33390	454301
843790	PARTS MACHINE USE MILLINDUSTRY	56369	216161	37261	180065
843810	BAKERY MACH MFG MACARONI SPGTI	209495	562953	308053	769446
843820	MACH MANU CONFECTIONERY COCA	35257	195168	11445	388228
843830	MACHINERY SUGAR MANUFACTURE	124	27757	432	122701
843850	MACH PREPARATION MEAT/POULTRY	18558	439334	7917	42252
843860	MACH PREP OF FRUITS/NUTS/VEG.	5140	22862	63863	117909
843880	OTHER MACHINERY	101076	148847	63120	142868
843890	PARTS MACH/ND MFG FOOD DRINK	206663	509482	43604	133905
843910	MACHINERY M/PULP FIBROUS MATA	4757	4864		32846
843920	MACHINERY MAKE PAPER P/BOARD	23576	53447	42059	326023
843930	MACHINERY FINISH PAPER P/BOARD	15962	123858	5818	34032
843991	PARTS MACHIN PULP FIBROSMATERL	2414	26945	1387	14857
843999	OTH PARTS MACHIN PAPER P/BOAD	38119	169379	25245	167825
844010	BOOK-BIND&BOOK-SEWING MACHIN	32567	55150	6071	28421
844090	PARTS BOOK BINDING MACHINERY	61	61	177	3132
844110	CUTTING MACHINES	210399	425854	16066	150244
844120	MACH MAKE BAGS SACKS/ENVELOP		8970		1550
844130	MACHI MAKE CARTONS BOX TUBEETC	612	35688	2667	21312
844140	MACH MOULDING ARTICLE P/P,PULP	17120	69818	745	17221
844180	OTH MACH FOR MAKING P&P/BOARD	1803	26497	332	9931
844190	PART MAC H-8441.1000,8441.4000	24908	65256	2679	65397
844230	PRINTING MACH, APATUS&EQUIPMEN	5104	51517	4217	21681
844240	PARTS OF THE FOREGOING MACH	5658	8889	1838	5655
844250	PLATE ,CYLINDER/PRINT COMPONE	10863	112046	12937	107154
844311	OFF SET PRINT MACHIN REELFED	414	103998	22334	47006
844312	SHEET FED,OFFICE TYPE S-22&36	1548	19230	172	6975
844313	OTH OFFSET PRINTING MACHINERY	64533	299187	44085	223230
844314	LETTERPRESS PRI-MACH REEL FED	215	1598		5736
844315	LT-PRESS P-MACH O/T R-FED,FLEX		17463		49951
844316	FLEXOGRAPHIC PRINTING MACHIN	6861	43287	6245	43135
844317	GRAVURE PRINTING MACHINERY	8306	266300	24706	77005
844319	HOT STAMPING MACHINES	71705	453173	142244	483210
844331	MACH PERFORM TWO OR MORE FUNCT	39228	188069	20178	61479
844332	PRINTER CONNECT TO AUTOMA DPM	124174	687668	71741	482656
844339	O-MACH REPRODUC ORIGINAL IMAGE	65361	443239	41581	177185
844391	PART/ACCE PRINTING MACH H-8442	34931	164930	45985	196414
844399	PARTS /ACCE OTH PRINTING MACH	115517	462946	74073	335682
844400	MAC EXTRUD CUT M-MADE TEX-MATE		43194	88274	93687
844511	CARDING MACHINES	129821	1086594	38391	940852
844512	COMBING MACHINES		54699		49083
844513	DRAWING /ROVING MACHINES	110286	572377	51428	528571
844519	OTH MACH TEXTURE FIBRE ETC	282532	558728	10181	738651
844520	TEXTING SPINNING MACHINES	549708	1460037	90767	1801834
844530	TEXTILE DOUBLING OR TWIST MACH	16511	208500	17324	83653
844540	TEXTILE WINDING MACHINE	82494	1660230	189441	1055625
844590	OTH MACH, TEXTILE FIBRE	223483	787522	138515	640753
844610	WEAVING MACH FAB WD-NOT>30CM		915		
844621	POWER LOOM WEAV FAB EXCED 30CM		2979		5202
844629	OTH WEAVING MACHINES(LOOMS)	132444	421049	48017	374181
844630	WEAV MACH FAB >30CM SHUTLES	536176	2930629	448059	2714441
844711	CIRCULAR KNITTING MACHINE	4833	106591	4617	214353
844712	CIRCULAR KNIT MACH DIA>165MM	9667	132886	87420	180793
844720	FLAT KNIT MACH STITCH-BONDING	34194	200139	7215	84793
844790	OTH MACH GIMPED YARN TULE LACE	860713	3033271	467218	2610982
844811	DOBBIES JACQUARD COPY ETC MACH	4814	21425	21753	36453
844819	OTH AUXILARY MACHIN HD84.44-47	51137	551146	85134	777102

Contd.

## 10.11 Imports by Economic Categories (Detail)

(In Thousand Rupees)

ITEMS		NOVEMBER, 2015	FROM JULY, 2015	NOVEMBER, 2014	FROM JULY, 2014
844820	PARTS&ACCESORIES MACH H-84.44	2357	32030	3462	28753
844831	CARD CLOTHING	59303	465412	93705	489181
844832	PART ACCESORY MACH TEXT FIBRE	24747	58661	7091	46768
844833	SPINDLE SPIND FLYER S/IN RING	83404	480249	132494	550450
844839	OTH PARTS&ACCESSORIES 84.45	171214	624331	138115	719900
844842	REEDS FOR LOOMS HEALDS&H/FRAM	29874	132406	37036	128669
844849	OTH PART ACCESSORIES WEAV MACH	22695	211900	75035	345398
844851	SINKERS NEEDLES & OTH ARTICLES	30160	157359	22116	148296
844859	PART ACCESSORY MACH HEAD 84.47	46747	196698	32724	163406
844900	MACH MFG FINISH NON WOVENS		24168		40690
845011	WASHING MACH FUL-AUTO NOT>10KG	62014	204877	80587	250188
845012	O-MACH BUILT-CENTRIFUGAL DRIER	19516	64548	17468	45425
845019	O-MACH DRY LINE CAPA -NOT>10KG	2409	21395	6163	37884
845020	MACHINE DRY LINE CAP EXCE10KG	2477	18737		857
845090	PARTS FOR H/HOLD WASH MACHINE	32562	103762	13834	67495
845110	DRY-CLEANING MACHINES	472	4576	165	16804
845121	DRY MACH OF DRYLINEN CAP<10KG	8	8		
845129	OTH DRYING MACHINES	17862	183154	84192	121611
845130	IRONING MACHINES & PRESSES	11626	48280	39463	55443
845140	WASHING BLEACH DYE MACHINES	61704	1392315	108181	321947
845150	REELING UNREEL FOLDING ETC MAC	15053	116869	13668	64674
845180	OTH MACHINERY	402780	1708404	351122	2007693
845190	PARTS FOR DRY CLEAN/DYING MACH	24200	151480	29439	142839
845210	SEWING MACHINE HOUSEHOLD TYPE	7214	34714	1311	30438
845221	AUTOMATIC UNITS SEWING MACHINE	6411	59186	3221	72560
845229	OTH SWING MACHINES	151884	900368	306553	1084860
845230	SEWING MACHINE NEEDLES	11839	37287	6942	36508
845290	OTHER PARTS OF SEWING MACHINE	28117	108580	18197	85616
845310	MACH PREP,TANN HIDE,SKIN LEAT	49292	127515	30521	185837
845320	MACH MAKING/REPARING FOOTWEAR	21308	93601	7549	162535
845380	OTH MACH REPAR H-SKINS/LEATHER	9175	37486	4570	24777
845390	PARTS OF MACH TANNING,FOOTWEAR	7966	50380	7778	41925
845410	CONVERTERS	291	10987	1039	1398
845420	INGOT MOULDS & LADLES	679	2760	192	5304
845430	CASTING MACHINES	3635	153231	58571	154861
845490	PARTS OF CONVERTERS LADLES ETC	6686	42117	6333	30242
845510	TUBE MILLS	85932	478143	32838	58605
845521	HOT/COMBIN HOT&COLD ROLING MIL	123231	208030	9285	202377
845522	COLD, ROLLING MILLS	9707	241341		3398
845530	ROLLS FOR ROLLING MILLS	36989	178264	7082	176147
845590	OTH PARTS METAL ROLLING MILLS	11574	26996	11871	51673
845610	MACH TOOL WORKING BY LSER ETC	9011	33875	1584	10100
845620	MACH OPERATED ULTRASONIC PROCE	898	2722	593	751
845630	MA-TOOL OPER ELECTRO DISCHARGE	5690	30361	1992	14182
845690	O-MAC TOOL FOR REMOVAL OF MAT		30042	733	8472
845710	MACHING CENT FOR WORKING METAL	49644	169975	17485	183244
845730	MULTI-STATION TRANSFER MACH		4773		53887
845811	HORIZONT LATH NUMERICL CONTROL	18312	78834	11106	34598
845819	OTHER, HORIZONTAL LATHES	10104	38008	7424	40403
845891	OTH LATHES NUMERICALLY CONTROL	4046	19484	55634	57539
845899	OTH LATHES FOR REMOVING METALS	1329	25511	33427	89880
845910	WAY TYPE UNIT HEAD MACHINES	198	2317	424	5491
845921	OTH DRILL MACH NUMERICAL CONT	165	2522		11102
845929	OTHER DRILLING MACHINES	6597	91574	3727	70096
845931	OTH BOR/DRIL MACH NUMERI CONTR		3980		
845939	OTHER BOARING-MILLING MACHINES		29685	99	3264
845940	OTHER BORING MACHINES	3960	14756	38022	65245
845951	MILLING MACH KNEE TYPE N.CONTR	1519	5006	772	772
845959	MILL MACH W TRAVERSER =<300MM	3697	30391	1919	28695

Contd.

## 10.11 Imports by Economic Categories (Detail)

(In Thousand Rupees)

ITEMS		NOVEMBER, 2015	FROM JULY, 2015	NOVEMBER, 2014	FROM JULY, 2014
845961	OTH MILLING MACH NUMERCAL CONT	817	2270		23962
845969	OTHER MILLING MACHINES	16083	39605	7393	88652
845970	OTH THREAD/TAPPING MACH	15341	36336	13163	43574
846011	F.SURFACE GRIND MACH NUM CONTR		56		890
846019	OTH F.SURF GRIND MAC AXIS0.01M	5888	30283	5267	18325
846021	OTH GRIND MACH NUMERICAL CONTR			13751	18631
846029	OTH GRIND MACH AXIS 0.01MM	1903	6582	23	11041
846031	SHARPENING MACH NUMERCAL CONTR			1507	1769
846039	OTH SHARPENING MACH-TOOL	332	2230		552
846040	HONING OR LAPPING MACHINES	2302	3858		12337
846090	OTHER MACHINE TOOLS	9954	37238	32643	50297
846120	SHAPPING OR SLOTTING MACHINES	1616	20589	702	12682
846130	BROACHING MACHINES		415		
846140	GEAR CUTTING,GRIND/FINISH MACH	2565	40063	6842	22611
846150	SAWING OR CUTTING-OFF MACHINES	19745	144470	11694	47754
846190	OTH MACH TOOL FOR METAL WORK	762	19305	4134	20333
846210	FORGING/DIE-STAMP MACH&HAMMERS	6243	25538	2401	243856
846221	BEND,FOLD,ETC MACH NUM CONTROL	9944	29179	148	5355
846229	OTH BENDING,FOLDING MACH	19302	68209	23872	76570
846231	SHEARING MACH NUMERICAL CONTRO		16759		28550
846239	OTH SHEARING MACH	6874	46020	10790	27953
846241	PUNCH/NOTCH MACH NUM CONTROLLED	75	15501		
846249	OTH PUNCHING/NOTCHING MACH	17959	55104	5299	82098
846291	HYDRAULIC PRESSES	74785	148912	10560	34169
846299	OTH PRESSES FOR WORK METAL	676	36388	21980	41946
846310	DRAW-BENCH FOR BARS,TUBES WIRE	12894	50856		8146
846320	THREAD ROLLING MACHINES	2354	14162	2182	7483
846330	MACHINES FOR WORKING WIRE	10223	40547	4050	9753
846390	OTH MACH TOOL WORKING METALS	12929	46252	1841	6323
846410	SAWING MACHINES	4716	8727	272	13116
846420	GRINDING OR POLISHING MACHINES	2118	24444	11706	32812
846490	OTH MACH TOOL WORK STONE/CER/C	6485	25707	365	36983
846510	MACHINE FOR MECHANIC OPERATION		2073		1777
846591	SAWING MACHINES	1690	9959	2000	10578
846592	PLANING,MILLING, MOULD MACH	1709	9491	104	5757
846593	GRINDING SANDING POLISHING MAC	5931	54775	2807	15473
846594	BENDING OR ASSEMBLING MACHINES		1254	207	82316
846595	DRILLING OR MORTICING MACHINES	1170	2673	197	2359
846596	SPLITTING SLICING PARING MACH	2877	17327		9095
846599	OTH MACH TOOL FOR WOOD CORKETC	102174	158043	15829	59633
846610	TOOL HOLDER SELF OPEN DIEHEAD	7980	25647	5200	19011
846620	WORK HOLDERS	3629	11405	18938	26660
846630	DIVIDING HEAD & ATTACH M-TOOL		1102	105	1552
846691	OTH PART FOR MA-TOOL H.84.64	707	8412		5490
846692	OTH PART FOR MA-TOOL H.84.65	3955	24932	1458	25813
846693	PART/ACCES MACH TOOL PLAN ETC	4642	82013	23648	129083
846694	PART/ACCES MACH TOOL FOLD ETC	4756	31134	11086	59453
846711	PNEUMATIC ROTARY TYPE TOOLS	38	1382	318	3468
846719	OTH PNEUMATIC TOOLS FOR WORK	1507	16336	742	23495
846721	DRILL W ELEC MOTOR OF ALL KIND	13073	59310	10336	45906
846722	SAWS SELF CONTAINED ELE-MOTOR	1202	11724	1473	5696
846729	OTH TOOL WITH ELECTRIC MOTOR	37031	178672	17857	166007
846781	CHAIN SAWS	2500	13077	1419	10524
846789	OTH TOOL WORKING IN HAND	10233	32463	13668	34262
846791	PARTS OF CHAIN SAWS	2905	10462	890	2753
846792	PARTS OF PNEUMATIC TOOLS	1158	11145	478	3024
846799	OTH PART TOOL WOR IN THE HAND	9057	53271	17544	57559
846810	HAND HELD BLOW PIPES		630		251
846820	OTH GAS-OPERATED MACH APPARATU	6421	16338	1055	6118

Contd.

## 10.11 Imports by Economic Categories (Detail)

(In Thousand Rupees)

ITEMS	NOVEMBER, 2015	FROM JULY, 2015	NOVEMBER, 2014	FROM JULY, 2014	
846880	OTH MACH FOR SOLDER,BRAZING	19376	79731	7886	53822
846890	PARTS FOR SOLDERING,BRAZIN MAC	1610	10804	7596	14576
846900	TYPEWRITER;WORD PROCESS MACH	2139	3716		1219
847010	ELEC CALCULATOR,DATA REC MAC	16046	42642	17874	58944
847021	CALC. MACH W PRINT DEVICE		6	6	6
847029	OTH ELECTRO CALCULATING MACHIN	170	276	37	197
847030	OTHER CALCULATING MACHINES	57	526		105
847050	CASH REGISTERS	1396	8855	5115	34534
847090	OTH POSTAGE,TICKET ISSUE MACH	2257	25467	1474	11865
847130	PORTABLE AUTOMATIC DP MACHINE	1093768	4511187	1196661	13515332
847141	OTH AUTOMATIC DATA PRO MACHINE	134967	482861	56527	1081609
847149	OTH PRESENTED IN FORM SYSTEMS	56356	606964	3935	150026
847150	PROCESSI UNIT O/T,H-8471.41,49	148270	1459168	214027	2052043
847160	INPUT,OUTPUT UNIT IN S-HOUSING	44387	278396	98425	403607
847170	STORAGE UNITS	62303	444583	81668	439365
847180	OTH UNITS OF AUTO DAT PRO MACH	10094	49527	3216	24776
847190	OTH LAN,BRIDGES,HUBS EXCL SWIT	32131	240643	37053	384326
847210	DUPLICATING MACHINES		73	543	1397
847230	SORTING/FOLDING/AFFIXING MACH		673		298
847290	OTHER, OFFICE MACHINES	267053	1224491	204663	934109
847310	PARTS/ACCESS OF MACH H-84.69	19	10434	348	1504
847321	PART CALC MACH H-8470.10.21.29	14	14		127
847329	OTH PARTS OF MACH H-84.70	3100	23801	9301	23903
847330	PARTS/ACCESS OF MACHINE 84.71	155302	548433	134661	590834
847340	PARTS/ACCESS MACHINE HEAD84.72	53210	157502	3556	141491
847350	PARTS/ACCESS MAC HD84.69-84.72	1617	6339	80	5260
847410	SORTING/SCREENING/WASHING MACH	1681	21030	3271	140826
847420	CRUSHING OR GRINDING MACHINES	6660	438929	62150	422085
847431	CONCRETE OR MORTAR MIXERS	106474	327491	153412	470029
847432	MACH FOR MIXING MINERAL&BITUME	22798	123046	22163	183065
847439	OTH MACH FOR MIXING MINERALS	5618	13580	1234	7216
847480	OTHER MACHINERY		235563	2619	54815
847490	PART OF SORTING,SCREENING MACH	99422	939464	71806	650682
847510	MACH FOR MAKING ELEC LAMP/TUBE		33594	152	152
847521	MACH FOR MAKING OPTRICAL FIBRE		10		
847529	OTH GLASS WORKING MACHINES	12284	78656	18555	77065
847590	PARTS OF MACHINES H-NO.84.75	2120	12846	5636	33139
847621	BEVERAGE/VENDING MA W REFRIG		4214		3996
847629	OTH,AUTOMA BEVERG-VENDING MACH	13	257		22
847681	OTH MACH HEATING/REFRIG,DEVICE	235	235		158
847689	OTH MACH INCL MONEY CHANG MACH		103		26
847690	PARTS OF MACH HEADING 84.76	1791	1863	21	41
847710	INJECTION-MOULDING MACHINES	158112	999139	181483	748659
847720	EXTRUDERS	38390	173497	29244	448011
847730	BLOW MOULDING MACHINES	34556	355089	122306	269355
847740	VACCUM MOLDING/THERMOFORM MACH	22247	37778	6054	14997
847751	MACH MOULD PNEUMATIC TYRE,TUBE	56501	67773	30133	174603
847759	OTH MACH FOR MOLDING/FORMING	6817	13418	7386	36932
847780	OTH MACH FOR WORKING RUB/PLAST	493027	1455663	100774	317084
847790	PARTS OF MACH,WORKING RUB/PLAS	50175	265349	35573	211174
847810	MACH FOR REPAIRING TOBACCO	55311	201998		96718
847890	PARTS OF MACHINES OF H-84.78	137032	317904	41178	159390
847910	MACH FOR PUBLIC WORKS,BUILDING	45095	308485	15405	178449
847920	MACH FOR EXTRACT/PREP FATS/OIL	20528	258591	15851	226921
847930	PRESS PARTICAL/FIBRE BOARD ETC	269252	474973	36733	145186
847940	ROPE OR CABLE MAKING MACHINES	1260	251118		51222
847950	INDUSTRIAL ROBOTS(N.E.S.)	709	6146	84	42628
847960	EVAPORATIVE AIR COOLERS	58057	173475	11038	182438
847979	OTH PASSENGER BOARDING BRIDGES	75	745		4869

Contd.

## 10.11 Imports by Economic Categories (Detail)

(In Thousand Rupees)

ITEMS		NOVEMBER, 2015	FROM JULY, 2015	NOVEMBER, 2014	FROM JULY, 2014
847981	MA FOR TREATING METAL/FLE WIRE	40472	60325	13923	56279
847982	MIX/KNEAD/CRUSH/GRIND ETC MACH	76648	489561	210243	2542134
847989	OTH APPLI IDIVIL FUNCTIO MACH	343705	1509958	685495	1855678
847990	PART OF MA H- 8479.20.60.82.84	131194	494196	92510	437829
848010	MOULDING BOXES FOR MET FOUNDRY	6538	13912	2615	11867
848020	MOULD BASES	4432	22773	5887	24457
848030	MOULDING PATTERNS	509	1249	978	8839
848041	INJECTION OR COMPRESSION TYPES	7316	30348	15677	35765
848049	OTH, MOULDS FOR METAL/CARBIDES	12339	99564	15019	117040
848050	MOLULDS FOR GLASS	7009	28751	3763	57685
848060	MOULDS FOR MINERAL MATERIALS.	12049	50200	3016	20225
848071	INJECTION OR COMPRESSION TYPES	71297	253032	50957	152014
848079	OTH MOULDS FOR RUBBER/PLASTICS	98476	539066	66309	395369
848110	PRESSURE-REDUCING VALVES	69859	697530	114694	956396
848120	VALVES,OLEOHYD/PNEUMATIC TRANS	24654	139779	344480	1159336
848130	CHECK (NONRETURN) VALVES	122074	482651	78683	416489
848140	SAFETY OR RELIEF VALVES	60913	343607	29663	321676
848180	OTH APPLIANCE(TAP,COCKS,VAL)	1328671	3938673	673580	2947536
848190	PARTS OF APPLICANCE H-NO.84.81	169765	599491	62341	456736
848210	BALL BEARINGS.	354505	1784393	308269	1640419
848220	TAPERD ROLLER BEARING INC CONE	47287	331001	64290	298661
848230	SPHERICAL ROLLER BEARINGS	20509	192633	34821	162739
848240	NEEDLE ROLLER BEARINGS	5254	31820	5067	32982
848250	OTH CYCLINRICAL ROLLER BEARING	8553	96658	11035	96445
848280	OTH COMBINED BALL/ROLLER BEAR	45860	196749	41636	194557
848291	BALLS, NEEDLES/ROLLERS PARTS	8008	58987	13375	78687
848299	OTH PARTS OF BALL/ROLLER BEAR	12819	102971	27357	122233
848310	TRANSMISSION/CRANKS/SHAFTS.CAM	188862	1084777	396436	1222876
848320	BEARING HOUSING-BALL/ROLR BEAR	16844	59330	11365	49781
848330	BEARING HOUSING NOT INCOR BEAR	195475	728334	282604	905569
848340	GEAR,CHAIN SPOK,GEAR BOXES ETC	385135	1298524	174634	995809
848350	FLYWHEL/PULEY INCL PULEY BLOCK	31750	60755	8211	51847
848360	CLUTCHES AND SHAFT COUPLING	89753	419364	72225	293708
848390	PARTS OF HEADING 84.83	47294	226935	57793	287535
848410	GASKET&SIMILAR JOINT OF MATALS	62968	315423	45363	321876
848420	MECHANICAL SEALS	59632	248969	44648	266518
848490	OTH GASKET&SIMI JOINT DISSIMIL	52264	324401	33525	310966
848610	MACH FOR MANUF BOULES / WAFERS				10
848620	MAC FOR MANUF S-COND,I-CIRCUIT		808		21824
848630	MACH FOR MANUF FLAT PANEL DISP		556		44
848640	MACH FOR MANU OF I-CIRCUIT,NES		157		
848690	PARTS&ACCE OF MACH MANU S-COND	195	862	8757	9894
848710	SHIPS/BOATS,PROPELLERS&BLADES	14973	36220		10792
848790	O-PARTS&ACCE NOT CON ELE-CONNE	31892	169902	22256	116276
850110	ELEC MOTOR OUTPUT NOT>37.5.WAT	54025	220870	30636	208361
850120	UNIVERSAL AC/DC MOTOR >37.5 W	27225	167335	17516	110456
850131	OTH DC MOTOR/GEN 0-P=750 WATT	24588	110648	12452	86977
850132	O-DC MOTOR/GEN 0-P-750W-75KW	9179	27436	9960	86312
850133	OTH DC MOTO/GEN 0-P-75KW-375KW	2697	26841	35560	63041
850134	OTH DC MOTOR/GEN OUTPUT >375KW		27867	16977	95991
850140	OTH AC MOTORS,SINGLE-PHASE	113233	483155	44067	383396
850151	OTHER AC MOTORS MULTI-PHASE	45540	201480	15176	129416
850152	AC MOTORS,OUTPUT-750W-75KW	167536	657362	126639	942909
850153	AC MOTORS,OUTPUT>75KW	218505	467762	31864	366156
850161	AC GENERATORS OUTPUT NOT>75KVA	38001	275421	21406	222818
850162	AC GENERATORS OUTPUT-75-375KVA	5711	72993	13220	47066
850163	AC GENERATOR 0-P-375KVA-750KVA		2960	1083	10535
850164	AC GENERATORS OUTPUT >750 KVA	106965	162954	1340800	1377456
850211	EL GNERATOR (DIESEL)0-P>75 KVA	205847	1862855	246564	1461836

Contd.

## 10.11 Imports by Economic Categories (Detail)

(In Thousand Rupees)

ITEMS		NOVEMBER, 2015	FROM JULY, 2015	NOVEMBER, 2014	FROM JULY, 2014
850212	GENER SET(DIESEL)OP- 75-375KVA	208427	808899	127816	745282
850213	GENER SET(DIES ENG)OP>375KVA	355745	1590749	555610	4894038
850220	GENER SET(SP-ING ENG)OP>375KVA	199978	1379523	293414	2218616
850231	GENERATING SETS,WIND POWERED	8227148	15837622		156096
850239	OTHER GENERATING SETS	779660	8923530	403972	5993693
850240	ELECTRIC ROTARY CONVERTERS.				365
850300	PARTS FOR MACHIN H-85.01/85.02	315473	1154236	456375	2029118
850410	BALLAST FOR DISCHARG LAMP/TUBE	9600	62914	8536	67064
850421	LIQUID DIELECTRICT FORMERS	20097	41596	177	6675
850422	LIQ D-E T/FORMER-650-10000KVA	5684	101235		23833
850423	LIQ DI-ELE T/FORMER >10000KVA	301916	488132		134714
850431	OTH TRANSFORMER-PHC-NOT>1 KVA	68503	269287	60654	327169
850432	OTH TRANSFORMER-PHC-1KVA-16KVA	2675	67432	4925	58053
850433	OTH TRANSFORMER-PHC-16-500KVA	66480	522702	23480	188104
850434	OTH TRANSFORMER-PHC>500 KVA	1432157	4829592	162044	1209818
850440	STATIC CONVERTERS	960835	3811536	470723	4006670
850450	OTHER INDUCTORS	5087	91519	34505	131468
850490	PARTS ELEC POWER MACH H-8504	110747	657763	72417	537131
850511	PERMANENT MAGNETS AND ARTICLES	7022	25041	7741	29104
850519	OTH PERMANENT MAGNETS&ARTICLES	14291	68972	7173	56725
850520	EL-MAGNET COUPLING,CLUTCH ETC	5156	18768	8817	21620
850590	OTH EL-MAGNET INC/PART HD85.05	5010	25009	3027	123169
850610	MANGANESE DIOXIDE P/CELL&BATT	85788	415193	87973	363918
850630	MERCURIC OXIDE P/CELL&BATTERIES		242		
850650	LITHIUM PRIMARY CELL&BATTERIES	58184	180149	29488	160671
850660	AIR ZINC PRIMARY CELL&BATTERIES	453	2040	1611	1869
850680	OTHER PRIMARY CELL&BATTERIES	66235	204547	34180	173278
850690	PARTS OF PRIMARY CELL&BATTEIES	4357	45268	2277	24695
850710	LEAD-ACID ACCUMULATOR(STARTNG)	4731	10202	4272	28783
850720	OTHER LEAD-ACID ACCUMULATORS	989546	2954796	623113	3354484
850730	NICKEL-CADMIUM ACCUMULATORS	24220	84514	7346	10658
850740	NICKEL-IRON ACCUMULATORS		31		
850750	BATTRIES NICKEL-METAL HYDRIDE	379	4050	75	718
850760	BATTRIES LITHIUM-ION	19224	61906	5592	10498
850780	OTHER ACCUMULATORS	40190	275243	12007	93714
850790	PARTS EL-ACCMOLATOR INCL SEPR	42644	257856	26096	174737
850811	VACUM CLEANER SE-CONTA E-MOTOR	9444	30700	274	17789
850819	OTH VACUUM CLEANERS SELF MOTOR	8990	22168	6260	16650
850860	OTHER VACUUM CLEANERS	199	7602	1995	4656
850870	PARTS OF VACCUM CLEARNERS	328	1678	1966	2774
850940	FOOD GRINDER/MIXERS&JUICE EXT	59539	349734	83534	361712
850980	OTH DOMESTIC APPLIANC	15136	73961	67699	109273
850990	PARTS DOMESTIC APPLIAN	29369	165658	20150	96388
851010	SHAVERS SELF CONTAINED EL-MOTO	4910	16852	9320	21451
851020	HAIR CLIPPERS SELF CON EL-MOTO	684	28419	4969	22449
851030	HAIR-REMOVING APPLIANCES	3122	41061	2499	43655
851090	PART OF SHAVER/CLIPPER/REMOVER	3	6685	150	8643
851110	SPARKING PLUGS	99256	402386	83479	395565
851120	IGNITION/DYNAMOS MAG-FLYWHEELS	2371	20025	6854	35777
851130	DISTRIBUTORS;IGNITION COILS	36732	167936	28650	108018
851140	STARTERS MOTORS/DUEL PUR GENER	6446	44436	5087	69316
851150	OTHER GENERATORS	5225	21914	646	34011
851180	OTH EL-IGNITION/START EQUIP	4752	23810	2240	8764
851190	PARTS OF THE HEADING NO.85.11	96747	590162	88158	423384
851210	LIGHTS SIG EQUIP BICYCLE USED	478	1131	187	1510
851220	OTH LIGHTING SIG EQUIPMENT	164963	868412	251986	548407
851230	SOUND SIGNALLING EQUIPMENT	16252	72832	13293	53848
851240	WINDSCREEN WIPER,DEFROST/DEMIS	6425	30193	4144	12606
851310	PORTABLE ELECTRIC LAMPS	202383	563733	144689	476760

Contd.

## 10.11 Imports by Economic Categories (Detail)

(In Thousand Rupees)

ITEMS	NOVEMBER, 2015	FROM JULY, 2015	NOVEMBER, 2014	FROM JULY, 2014
851390 PARTS(OF THE HEADING NO.85.12)	586	2935	3066	3499
851410 RESISTANCE HEATED FURNACE/OVEN	1839	2871	67	1978
851420 INDUCTION/DIELECTRIC FUR/OVENS	50	30934		21272
851430 OTHER FURNACES AND OVENS	3092	19182	7387	121591
851440 OTH IND/DI-EL HEATING EQUIPMNT	3021	42862	4181	15514
851490 PARTS(OF HEADING NO.85.14)	1644	60771	8794	38249
851511 SOLDERING IRONS AND GUNS	35198	82159	12187	28668
851519 OTH BRAZING/SOLDER IRONS&GUNS	8516	31720	2691	24634
851521 MACHINES,RES WELDING OF METAL	5137	5648		4218
851529 OTH MACH RES WELDING OF METAL	19144	49945	55323	76110
851531 MACH ARC WELDING METAL F/AUTO	12341	16989	1055	7743
851539 OTH MACH/APP ARC WELDING METAL	191783	355728	12351	70492
851580 OTH MACH/APP HOT SPRAYING METL	7742	80809	4808	60443
851590 PARTS(OF HEADING NO.85.15)	17118	61882	9517	62140
851610 ELE INSTANEOUS/IMERSION HEATER	29019	94001	5446	32511
851621 STORAGE HEATING RADIATORS	1650	12945	2555	5864
851629 OTH ELE SPACE/SOIL HEATNG APPA	86370	206125	47556	409724
851631 HAIR DRYERS	5306	31635	4851	24694
851632 OTHER HAIR DRESSING APPARATUS	2701	14671	3833	20905
851633 HAND DRYING APPARATUS	423	10669	942	3526
851640 ELECTRIC SMOOTHING IRONS	17573	70325	3112	51092
851650 MICROWAVE OVENS	48011	156074	23373	97905
851660 OTH OVEN/COOKER/GRILL/ROASTERS	41141	114536	28890	85937
851671 ELECTRIC COFFEE OR TEA MAKERS	3757	21744	10396	42607
851672 ELECTRIC TOASTERS	18263	74775	18314	89974
851679 OTH ELECTRIC-THERMIC APPLIANCE	33400	112816	8869	62835
851680 ELECTRIC HEATING RESISTORS	12556	53949	25997	70656
851690 PARTS EL-THERMIC APP H-85.16	200529	486893	129246	508283
851711 LINE TELEPHONE CORDLESS H-SETS	12911	41468	11936	35167
851712 TELEPHONE FOR CELLULAR NETWORK	6883688	31961031	5933979	28623952
851718 OTHER TELEPHONES	29234	74121	5012	50756
851761 BASE STATIONS FOR WIRELESS N-W	192954	2960426	494677	2033224
851762 MACH FOR RECEPTION VOICE/IMAGE	2986579	12057620	3228144	14067661
851769 OTHER APPARATUS	745713	2963335	812429	8812401
851770 PARTS FOR TELEPHONES/WIRELESS	511301	2505846	758727	5421241
851810 MICROPHONES AND STANDS THEREOF	4465	19335	8819	24842
851821 SINGLE L/SP MOUNTED IN ENCLOUR	22257	80950	17583	76553
851822 MULTIPLE L/SP MOUNTED IN ENCL	18591	86393	27092	144756
851829 OTH L/SP NOT MOUNTED IN ENCL	38482	160328	41943	162657
851830 HEAD/EAR/MICRO PHONE SPEAK SET	58036	228565	41760	193945
851840 AUDIO FREQUENCY ELEC.AMPLIFIER	3870	23420	5145	32528
851850 ELECTRIC SOUND AMPLIFIER SETS	4457	13233	3628	20825
851890 PARTS & ACCESSORIES HEAD 85.18	11017	38111	5029	95881
851930 TURNTABLES (RECORD-DECKS)		98		8
851950 TELEPHONE ANSWERING MACHINES	26	26		
851981 O-APPA USING MAG/OPTICAL MEDIA	63	3661		371
851989 OTH COMPACT DISK PLAYERS	5490	22126	790	13352
852110 MAGNETIC TAPE TYPE	3671	11893	770	9581
852190 OTH VIDEO REC/REPRODUCING APP	16414	77276	17634	71427
852210 PICK UP CARTRIDGES		5		6
852380 DATA/SOUND RECORDED AUTO.DPM	787443	895251	38292	4260201
852550 TRANSMISSION APPA FOR RADIO/TV	94	59956	24475	76105
852560 TRANSMISSION APPARATUS	31898	167569	22865	117727
852580 TV CAMERAS,DIGI/VIDEO CAMERA-R	56952	352047	49215	206462
852610 RADAR APPARATUS	134	5187	18125	18125
852691 RADIO NAVIGATIONAL AID APPARAT	377863	1805147	9771	153670
852692 RADIO REMOTE CONTROL APPARATUS	433	5007	5758	7096
852712 POCKETSIZE RADIOCASSETE PLAYER	198	1076	64	1441
852713 OTH APPA COMB W/SOUND REC/PRO	177	177		

Contd.

## 10.11 Imports by Economic Categories (Detail)

(In Thousand Rupees)

ITEMS		NOVEMBER, 2015	FROM JULY, 2015	NOVEMBER, 2014	FROM JULY, 2014
852719	OTH RECORDING/REPRODUCING APPA	503	10535	4500	14624
852721	OTH RADIO BRO-RECEIVER FOR VEH	4028	20569	4786	22421
852729	OTH SOUND REC/REPRO APPA VEH	13060	65736	171626	255107
852791	OTH APPA COMB W/SOUND REC/PRO		1729		298
852792	APPA NOT COMB W-S-RECOR/REPROD		41		71
852799	MODEMS FOR SUND RECOD APPA		158		942
852841	MONITORS AUTOM DATA PRO SYSTEM	651	4334	964	134631
852849	OTH CATHODE-RAY TUBE MONITORS	18	15213	259	3569
852851	OTH MONITOR DATA PROCESSING SY	194533	1029636	214025	887716
852859	OTHER MONITORS	614	12928	4973	16970
852861	PROJECTOR FOR AUTO- DPS-H8471	4321	54253	19341	109681
852869	MULTIMEDIA PROJECTOR-FOR DP-SY	121	23024	674	2073
852871	RECEPTION APPA FOR TV	21280	75204	24693	96365
852872	OTH COLOUR TV SETS	658679	2152988	173101	515218
852910	AERIALS/REFLECTORS ALL KINDS	22121	248342	57685	213483
852990	OTH PARTS/APP H-85.25-85.28	116640	884892	471077	2425316
853010	EL-SIGNAL EQP RAILWAY/TRAMWAY	1042	1042		2945
853080	OTH SIGNAL EQP EL TRAFIC CONT	3531	23111	12413	68786
853090	PARTS OF EQP HEAD 85.30	55	25682	583	1990
853110	BURGLAR/FIRE ALARMS/SIMIL APPT	29444	80888	16199	230467
853120	INDICATOR PANEL INCORP LCD/LED	29004	62532	18961	88748
853180	OTHER APPARATUS	6126	31697	2381	41195
853190	PARTS ELEC SOUND/VIS SIG APPT	3365	24974	3784	77839
853210	FIX CAPACITO 50/60HZ CAP.5KVAR	11259	68743	179890	291408
853221	OTHER FIXED CAPACITOR		84		966
853222	ALUMINIUM ELECROLYTIC FIX CAP	308	2618	6481	8808
853223	CERAMIC DIELEC,SIN-LYR FIX CAP	1051	2989	397	3937
853224	CERAMIC DIELEC MUL-LYR FIX CAP	2159	11645	1997	8328
853225	DIELECTRIC PAPER PLAS FIX CAP	652	3499		2719
853229	OTHER FIXED CAPACITORS	29067	132688	23087	111162
853230	VARIABLE/ADJUSTABLE CAPACITORS	1387	6015	1733	6899
853290	PARTS OF ELECTRICAL CAPACITORS	1244	17823	3491	12690
853310	FIXED CARBON RES COMP/FILMTYPE	2396	11570	6811	28969
853321	OTH FIXED RES CAPACITY < 20 W	450	3184	128	1774
853329	OTHER FIXED RESISTORS	8570	60458	8126	56632
853331	W/WOUND RESISTOR- RHEO&POTEN	1948	13154	2440	10323
853339	OTH W/WOUND VARIABLE RESISTORS	234	9122	1966	8136
853340	OTH VAR RES INCL REHEOSTATS	8256	51438	18538	50167
853390	PARTS FOR ELECTRICAL RESISTERS	2994	6652	679	3898
853400	PRINTED CIRCUITS	48032	218871	88687	406014
853510	FUSES FOR VOLTAGE >1000 VOTTS	18742	45889	3661	24559
853521	AUTOMA C-BRAKER VOT <72.5 KV	83477	411853	76349	354570
853529	OTH AUTOMATIC CIRCUIT BRAKER	7883	270589	53934	168226
853530	ISOLATING/MAKE-AND-BREAK SWIT	6303	331628	11675	78902
853540	LIGHT ARRESTER,VOL LIMITER ETC	20901	92132	65646	96401
853590	ELEC APP SWITCHING CIR>1000VOL	200197	400001	46980	256583
853610	FUSES FOR VOLTAGE <1000 VOLTS	8082	49562	9158	37249
853620	AUTOMATIC CIR BREAKER	275845	1020031	119384	916254
853630	OTH APP PROTECTING ELEC CIRCUL	4086	17807	2578	28739
853641	RELAYS FOR VOLTAGE	66533	173335	6679	135127
853649	OTHER, RELAYS	65723	398789	68384	377278
853650	OTHER SWITCHCES	103415	431356	90429	390402
853661	LAMP HOLDERS	4224	29405	7613	38522
853669	OTHER,PLUGS AND SOCKETS	88714	394971	60290	365405
853670	CONNECTORS FOR OPTICALFIBRES	3065	16110	4825	17414
853690	OTH ELECTRICAL APPARATUS	95369	517041	103283	543923
853710	BOARD,PANEC ETC VOLTAGE-1000V	385611	1335271	425127	2217311
853720	BODIES,CONSOLE ETC VOLT>1000V	748291	2344536	44362	456359
853810	BOARD,PANELS GOODS HEAD 85.37	33449	183923	33862	179304

Contd.



## 10.11 Imports by Economic Categories (Detail)

(In Thousand Rupees)

ITEMS		NOVEMBER, 2015	FROM JULY, 2015	NOVEMBER, 2014	FROM JULY, 2014
853890	OTH PARTS SUITABLE GOOD H85.37	190627	987895	213718	1104640
853910	SEALED BEAM LAMP UNITS	8666	32365	10203	42074
853921	TUNGSTEN HALOGEN LAMPS	27789	121903	25755	98801
853922	OTH LAMPS 200W FOR VOLT>100V	11715	47273	8315	39307
853929	OTH FILAMENT LAMPS EXCL U-VIOL	65306	230810	48026	190938
853931	DISCHARGE LAMP O/TAN U-V-LAMP	5197	45489	17731	50448
853932	MERCURY OR SODIUM VAPOUR LAMPS	7622	24333	4829	19888
853939	OTH DISCHARGE LAMPS,O/TH ULTRA	1021308	4221277	781844	3730644
853941	ARC-LAMPS (ELECTRIC)	434	2784	248	1881
853949	OTH ULTRA-VOILET/INFRA-REDLAMP	4460	19777	2127	8959
853990	PARTS ELECTRIC FILAMENT/D-LAMP	49269	193919	43090	169423
854011	CATHODE-RAY TV PICTURE TUBES	464	6358	9382	40731
854020	TV CAMERA TUBE(IMAG CONVERTER)		19		
854040	DATA GRAP DISPL TUBE,COLO/MONO				108
854071	MAGNETRONS	76720	181844	38402	139417
854079	OTH,MICROWAVE TUBE,CARCINOTR	1392	1392	129	793
854081	OTHER VALVES AND TUBES:				22
854089	OTHER VALVES ANA TUBES,N.S.	219	1979	451	4024
854099	OTH PARTS OF HEADING NO.85.40		1598		
854110	DIODES,OTH THAN PHOTSENSITIVE	14713	61559	8655	70917
854121	TRANSISTOR O/THAN PHOTSENSITV	84	1146	342	13238
854129	OTH TRANSISTOR O/TH PHOTSEEN	4097	36427	4185	29252
854130	THYRISTORS DIACS AND TRIACS	1364	7218	517	13526
854140	PHOTSENSITIV SEMICONDUCTOR DE	8755211	21147492	659873	8120687
854150	OTH SEMICONDUCTOR DEVICES	18494	52785	6790	29541
854160	MOUNTED PIEZO-ELECTRIC CRYSTAL		6013	1321	4922
854190	PARTS OF APPARATUS OF H-85.41	1274	14690	1356	35932
854231	ELECTRONIC INTEGRATED CIRCUIT	25433	130031	27785	147055
854232	MEMORIES	3777	45191	7999	21941
854233	AMPLIFIERS	15210	25915	1185	6803
854239	OTH ELECTRO INTEGRATED CIRCUIT	25899	187074	81212	267529
854290	PARTS OF ELEC INTIGRAT CIRCUIT	150	54871	462	25528
854310	PARTICLES ACCELERATORS		104700		3748
854320	SIGNAL GENERATORS	6793	21427	3121	12222
854330	MACH APPA EL-PLATNG ELECTROLYS	6331	9818	2274	53898
854370	OTHER MACHINE/APPARATUS	215003	980068	292571	1425352
854390	PARTS OF THE APPARATUS H-85.43	14682	96921	64104	138843
854411	WINDING WIRE OF COPPER	5764	84943	18124	66414
854419	OTHER WINDING WIRE OF COPPER	55666	395884	53840	336202
854420	CO-AXIAL CABLE & CONDUCTORS	73009	322277	103644	328659
854430	IGNITION & OTHER WRITING SETS	10940	176129	35205	192619
854442	COMPUTER LEADS WITH CONNECTOR	73835	450943	228580	1308938
854449	OTH ELECTRIC CONDUCTOR N>1000V	611252	2144833	227409	3293866
854460	OTH EL CON FOR VOLTAGE >1000V	430046	851888	53548	506169
854470	OPTICAL FIBRE CABLES	8441	126494	995	116163
854511	ELECTRODES USED IN FURNACES		12488	13453	53964
854519	OTHER ELECTRODES	809	2629	100	11681
854520	CARBON BRUSHES	3338	24685	3488	24739
854590	OTH LAMP/BATTERY CARBON,GRAPIT	2846	10814	4554	15409
854610	EELECTRICAL INSULATOR OF GLASS	75	145	1873	1873
854620	EELECTRICAL INSULATOR CERAMICS	510197	1249258	3589	23745
854690	OTH ELE INSU OTH THN GLAS,CERA	15347	56074	8633	54895
854710	INSULATING FITTINGS OF CERMIC		371		129
854720	INSULATING FITTINGS OF PLASTIC	626	1110	91	2954
854790	OTH INSULATIN FITT PLAS/CERMIC	15459	118444	200414	486475
854810	WAST/SCRPR PRI BATRY,CEL,ACCUMU	222105	657447	615	627
854890	OTH,PARTS ELE MACHINE/APP NES	383	6478	234	1349
860110	RAIL LOCOMO POWERED ELECTRICIT		9628		
860210	DIESEL ELECTRIC LOCOMOTIVES			87375	4094764

Contd.

## 10.11 Imports by Economic Categories (Detail)

(In Thousand Rupees)

ITEMS		NOVEMBER, 2015	FROM JULY, 2015	NOVEMBER, 2014	FROM JULY, 2014
860290	OTH,RAIL LOCOMOTVE,LOCOMO TEND		27		
860390	OTH,RAILWAY OR TRAMWAY COACHES			3045	3045
860400	RAIL/TRAMWAY MAINTENANCE VEHIC		1151495		
860500	RAIL/TRAMWAY PASSENGER COACHES		6999		
860711	DRIVING BOGIES&BISSEL-BOGIES		10		
860719	OTH INCL PARTS AXELS/WHEEL		207311	198	277737
860721	AIR BRAKES AND PARTS THEREOF			724	9537
860729	OTH BRAKES LOCOMO&PATS THEREOF		32943	70	21906
860730	HOOKS,COUPLIN DEVICES,BUFFERS			13	5245
860791	OTHER PARTS OF LOCOMOTIVES	366470	1129780	102100	4218982
860799	OTH RAILWAY LOCOMOT STOCK PART	759	1951		42627
860800	RAIL/TRAMWAY TRACK FIXTURES	14275	25382	13156	28131
860900	CONTINERS SPECIL DESI,EQUIPPED	15816	114493	2983	40483
870110	PEDESTRAIN CONTROLLED TRACTORS		4980		
870120	ROAD TRACTORS FOR SEMI-TRAILER	900674	4375287	346397	2265296
870130	TRACK-LAYING TRACTORS		13916		
870190	COMP AG-TRACTORS-ANY KIT FORM	305334	780117	113751	1155620
870210	M.VEH 10 OR >PERSON DIESEL ENG	588459	2659228	272642	1536685
870290	COMP O-M-VEH 10PER&DERIVER AKF	146517	652497	29013	256033
870310	M-CAR FOR TRAVEL ON SNOW/GOLF	651	8952	4457	6665
870321	MOTOR VEH CYLNDER CAP-1000CC	3524935	15540335	2436753	12569264
870322	OTH CAR CY CAP>1000CC - 1500CC	2655862	13263234	1752946	9436931
870323	OTH VEH CYL CAP 1500 - 3000CC	1492025	6888331	1690904	7934860
870324	OTH VEH CYL CAPACITY>3000CC	372030	1760859	351807	1465438
870331	OTH VEH(DIESEL ENG)CYL-C-1500CC		887	119633	121279
870332	VEH(DIESEL ENG)CY-1500 -2500CC	4506	486849	78815	89957
870333	OTH VEH(DIESEL ENG)CAP>2500CC	121289	325540	92598	224643
870390	OTH M-CAR/M-VEH FOR PERSONS	576	24797		51221
870410	DUMPERS DESIGN FOR OFF-HIGHWAY	280562	706576	12714	157983
870421	OTH VEH(DIESEL ENG)NOT>5TONNES	756277	3211687	239257	2571835
870422	OTH VEH(DIESEL ENG)GVW-5-20TON	397242	2592857	322781	1756419
870423	OTH VEH(DIESEL )GVW >20 TONNES	230981	795025	49103	211540
870431	OT VEH SPARK-IGNITION NOT>5TON	667183	3150264	162442	1647835
870490	OTH VEH FOR TRANSPORT GOODS	2045	4378		
870510	CRANE LORRIES	126524	280965	1481	179712
870530	FIRE FIGHTING VEHICLES		6372		
870540	CONCRETE-MIXER LORRIES	112861	484083	21356	37882
870590	OTH SPECIAL PURPOSE MOTOR VEHL	62031	714073	144749	746456
870710	BODIES/CABS FOR VEH-H-87.03	2985	11724	1128	4382
870790	BODIES OF VEH-H-87042190&.3190	11622	88596	14901	70455
870810	BUMPERS AND PARTS THEREOF	17474	77559	10865	48003
870821	OTH PART ACCE OF BODIES,SEATS	27217	118446	4896	77797
870829	OTH PART ACCE OF BODIES,CABS	354123	1957564	540564	2131111
870830	BRAKES&SERVO-BRAKES,PARTS VEH	62017	348362	41810	194444
870840	GEAR BOXES AND PARTS THEREOF	97443	358460	7841	365730
870850	DRIVE-AXLES WITH DIFFERENTIAL	50036	298408	23191	122849
870870	ROAD WHEELS&PARTS&ACCESSO	45596	191597	32418	194861
870880	SUSPENSION SYS,SHOCK-ABSORBERS	141033	781940	175709	654253
870891	RADIATORS & PARTS THEREOF VEH	17803	106379	12522	93161
870892	SILENCERS&EXHAUST PIPES,PARTS	1278	9061	7	1662
870893	CLUTCHES AND PARTS THEREOF	11562	87973	13356	204022
870894	STEERING WHEELS,CLUMNS,BOXES	38083	190304	66669	187852
870895	SAFETY AIRBAGS INFLATER SYSTEM		2843		231
870899	OTH PARTS FOR VEHICLES H-8701	1279372	4088807	350372	1777413
870911	WORK TRUCKS SELF-PROPEL ELECTR	240	4525	286	1653
870919	OTH WORK TRUCK SELF PRO N-FITT		8632		134367
871000	TANKS,OTH ARMOUD FITGHING VEH	2212	10027	14139	14139
871110	MOTORCYCLE CYL CAP-NOT>50CC	309	1241	60	1903
871120	M-CYCLE CYL CAPACITY- 50-250CC	889392	4959913	704634	3554845

Contd.

## 10.11 Imports by Economic Categories (Detail)

(In Thousand Rupees)

ITEMS	NOVEMBER, 2015	FROM JULY, 2015	NOVEMBER, 2014	FROM JULY, 2014
871130		147492	850	5024
871140	7550	13069		7047
871150	2436	24008	404	34910
871190		4123	61407	344596
871200	78544	320236	24196	176936
871310	34266	125318	16240	77719
871390	1091	6488	68	2640
871410	611074	3024926	452684	2321764
871420	52	153	51	167
871491		5269	548	1413
871492	2451	4529	144	4349
871493	6014	35792	6404	59050
871494	1641	6265	807	7931
871495	2332	11311	1583	18054
871496	251	702		2363
871500	9207	44577	2535	25845
871610		14387		
871620		13304	41	927
871631		19308	1417	1417
871639		10600		58165
871640	27405	29863	725	3404
871680	2566	33489	5478	42810
871690	12442	151422	6162	40933
880100				1254
880212				9276
880220		44350	35780	35780
880230				15669
880240	2047561	16987098	17331	8641346
880310		12	73	382
880320		350		670
880330	175451	1002300	180411	628092
880400	13	372		110
880510		1944		
880521				10199
880529	25684	25875	4101	4535
890110		830		
890190				182836
890310		312	225	294
890391				792
890392		7885		10313
890399	34272	133569		4992
890510	9357	9357		1010559
890590		56814		12858
890790	9782	54039	770	4752
900490	4786	22623	3693	19755
900510	22	3064	151	2721
900580		16479	1508	3177
900699	140	968	27	296
900710	2671	2682		
900720	14627	18059	2132	8256
900791	422	1725		276
900792	385	718	72	1320
900850	3082	4735	572	677
900890	116	914		578
901010	7153	29352	7002	33130
901050	1007	3153	1997	53496
901060	2287	23299	9728	21946
901090	13	4148	197	7072
901110		231		411

Contd.

## 10.11 Imports by Economic Categories (Detail)

(In Thousand Rupees)

ITEMS		NOVEMBER, 2015	FROM JULY, 2015	NOVEMBER, 2014	FROM JULY, 2014
901120	OTH MICROSCOPE P-MICROGRAPHY		5431		211
901180	OTHER MICROSCOPES	10944	79140	7247	48641
901190	PART,ACCE OF OPTCAL MICROSCOPE	105	2696	117	3275
901210	M-SCOPE O/THN OPTIC M-SCOP APP	556	14674	97	11891
901290	PART,ACC M-SCOPE O/THN OPTICAL		3914		1717
901310	TELESCOPIC SIGHTS FITT TO ARMS		31	5911	5917
901320	LASERS OTHER THAN LASER DIODS	4040	7345	623	3901
901380	OTH DEVICES APPLI&INSTRUMENTS	13499	98570	7247	79182
901390	PARTS,ACCE OF SUB GROUP-90.13	2504	3148	641	31827
901410	DIRECTION FINDING COMPASSES	1649	2908	98	311
901420	INST/APPLI AERONAUTIC NAVIGATO		7805	10476	10476
901480	OTH INS/APPLI(NAVIGATIONAL)	26	6716	1596	10739
901490	PART,ACCE OF SUB GROUP OF90.14	1508	24109	1619	1629
901510	RANGEFINDERS		847	140	897
901520	THEODOLITES AND TACHEOMETERS	792	1698	4415	8285
901530	SURVEYING LEVELS	3666	9934	618	9679
901540	PH-GRAMMETRICAL SURVEY INS/APP		50468		
901580	OTH INS AND APPLIANC-SURVEYING	728284	2506422	94231	1323066
901590	PARTS&ACCE OF SURVEYING INSTRU	31427	1347090	35180	381312
901600	BALANCE SENSITIVITY 5CG/BETTER	4453	17217	13605	21982
901710	DRAFTING TABLE MACH W/NOT AUTO	4042	14751	2895	17384
901720	O-DRAWING MARK/MATH CALC INSTR	4159	20481	2012	13553
901730	MICROMETERS/CALLIPERS & GUAGES	3770	23422	3121	13340
901780	OTHER INSTRUMENTS	12621	52660	5928	42892
901790	PARTS/ACCE OF MEASURING INSTRU	1838	6777	618	5275
901811	ELECTRO-CARDIOGRAPHS	11168	27156	8257	23127
901812	ULTRASONIC SCANNING APPARATUS	28886	298349	44330	259799
901813	MAGNETC RESONANCE IMAGING APPA	75217	1097993		598157
901814	SCINTIGRAPHIC APPARATUS		2482		588
901819	OTH ELECTRO-DIAGNOSTIC APPARAT	159245	949680	209598	709235
901820	ULTRA VOILET/INFRA-RED RAY APP		226	4614	5334
901831	SYRINGES,WITH/WITHOUT NEEDLES	181329	931585	103190	639998
901832	TUBULAR METAL NEEDLE/NEDL SUTU	22148	121018	10840	106809
901839	OTH NEDLES,CATHERS,CANNULA	580856	2486128	491857	2247706
901841	DENTAL DRILL ENGINES,W/C-D-EQU		18		632
901849	OTH;INS/APPLI, DENTAL SCIENCE	3551	40837	2569	23181
901850	OTH,OPHTHALMIC INST&APPLIANCE	25086	166777	31794	223907
901890	OTH INSTRUMENT & APPLIANCE.	961752	4111251	845237	3606767
901910	MECHANO-THERPY,MESSAGE/PSY APP	24550	70842	6714	50545
901920	OZONE,OXYGEN ,AEROSOL THERAPY,	112035	506674	98118	383453
902190	OTH;APP,WORN CARY,IMPL IN BODY	67148	174646	53777	115288
902212	COMPUTED TOMOGRAPHY APPARATUS	490889	1170673	185216	309733
902213	OTH X-RAY APPA FOR DENTAL USES				9720
902214	OTH,X-RAY APP FOR MEDICAL SURG	47115	353225	123416	727250
902219	X-RAY APPA FOR OTHER USES	22595	472211	42135	247927
902221	APP BASE ON ALP,BETA GAMA RADI		5635		1810
902229	APP ALPHA-BE-GA RADI-OTHER USE		5931		83056
902230	X-RAY TUBES	39	47457	610	7060
902290	O-APP AL-B-G RADI INCL PA/ACCE	6927	82610	12772	119571
902300	APPA DESIGNED F-DEMANSTRATION	55852	376920	213903	378123
902410	MACH&APPLI FOR TESTING METALS	6226	32978	2171	55270
902480	O-MACH-TESTING HARDNESS/STREN	22782	208396	37168	164479
902490	PARTS&ACC-HARD/STREN TEST MACH	1548	19850	3793	20179
902511	LIQUID-FILLED THERMOMETER/PYRO	4393	26615	6124	34221
902519	OTHER THERMOMETERS/PYROMETERS	7027	192232	18791	65775
902580	OTHER INSTRUMENTS	23746	101069	31324	110863
902590	PARTS ACCE INSTRUMENTS H-9025	1991	15312	2152	27641
902610	APP,MEASUR/CHECK FLOW/ LEVEL.	21119	106842	32584	150404
902620	APP, MEASUR/CHECK PRESSURE.	76451	300719	29548	504936

Contd.

## 10.11 Imports by Economic Categories (Detail)

(In Thousand Rupees)

ITEMS	NOVEMBER, 2015	FROM JULY, 2015	NOVEMBER, 2014	FROM JULY, 2014	
902680	OTH,APP,MEASUR VARIATION LIQ/G	145178	877658	89814	973490
902690	PARTS,ACCE OF SUB GROUP 90.26.	279177	612942	29683	84075
902710	GAS/SMOKE ANALYSIS APPARATUS.	18248	167827	6753	165116
902720	CHROMATOGRAPHS/ELECTROPHOR INS	50765	238820	12972	153809
902730	SPECTRO,SPECTROPHOT-METER RADI	22064	156103	21192	107714
902750	OTH,INS.USING OPTCAL RADIATION	179737	487245	92648	253413
902780	OTH,INST FOR PHYSICAL CHEM ANA	301126	1495858	138157	1028922
902790	MICROTOMES;PART ACCE APP-90.27	53419	249745	38728	172238
902810	GAS METERS	294279	807967	80655	821360
902820	LIQUID METERS	469	7562	116	7624
902830	ELECTRICITY METERS	7779	65850	14126	69425
902890	PART,ACCE OF SUB GROUP 90.26	105231	483634	32614	334347
902910	REVOL/PROD COUNTRS,TAXIMETERS,	397	8242	1068	7073
902920	SPEED INDICATORS/TACHOMETERS	3386	36351	3386	16273
902990	PARTS ACCE OF METERS-H-90.29	9176	52533	10989	72211
903010	INS,MEASUR IONISING RADIATIONS	791	193606	3094	210796
903020	OSCILLOSCOPE&OSCILLOGRAPH	3925	23578	835	21749
903031	O-INSTR MEASUR VOLTAGE,CURRENT	1954	13246	2747	19863
903032	MULTIMETER WITH RECORD DEVICE	1031	13547	935	9870
903033	O-METER WITH OUT RECOED DEVICE	20312	103194	12483	70776
903039	O-OSCILLOSCOPE W-RECOD DEVICE	1812	9538	1348	11927
903040	OTH,INS,SPE DESI FOR TELECOMMU	27065	65895	186	75495
903082	OTH,INS,MEASUR SEMICONDUCTOR		379		82
903084	OTH,APPA,WITH RECORDING DEVIC	3081	6579	12740	26757
903089	OTH,INS,MEASUR ELECTRICAL QTY.	33147	94266	24974	180691
903090	PARTS ACCE OF SUB GROUP 90.30	2242	54334	1162	17733
903110	MACH BALANCING MECHNICAL PARTS		6840		24274
903120	TEST BENCHES	7383	27445	1117	49357
903149	OTH,OPTICAL INS & APPLIACES.	3354	32352	2602	13303
903180	OTH,INS APPLIANCES & MACHINES.	146210	1173627	185113	782130
903190	PART,ACCE OF ARTICLE H- 90.31	11079	74467	62585	102142
903210	THERMOSTAT	41366	175352	24916	177663
903220	MANOSTAT(PRESSURE REGULATORS)	193	3956	522	4434
903281	OTH,INS HYDRAULIC OR PNEUMATIC	619	10533	3696	10430
903289	OTH,REGULATING,CONTROLLING INS	349198	884816	76892	859497
903290	PARTS,ACCE OF ARTICLE H- 90.32	6393	47216	16108	130859
940210	DENTISTS,BARBER CHAIRS, PARTS	4750	28144	821	18919
940290	OTH;OPE TABLES,EXAM TABLE MECH	66628	365289	65596	461234
940560	ILLUMINATED SIGN,NAMPLATES,LIK	74791	186570	3936	110889
940591	PARTS OF LAMP LIGHT FIT GLASS.	11204	57761	12535	73110
940599	OTH PARTS H-NO.94.05,N.E.S.	3328	19702	2640	23229

## 10.12 Exports by Areas and Countries / Territories

(In Thousand Rupees)

TERRITORIES/COUNTRIES	NOVEMBER, 2015	CUMULATIVE FROM JULY,2015	NOVEMBER, 2014	CUMULATIVE FROM JULY,2014
<b>GRAND TOTALS</b>	<b>174,781,512</b>	<b>883,281,868</b>	<b>199,310,302</b>	<b>1,002,487,612</b>
<b>LATIN AMERICA</b>	<b>251,085</b>	<b>1,249,919</b>	<b>191,710</b>	<b>1,462,718</b>
Anguilla		308		
Antigua and Barbuda		1,695		
Aruba	170	170		454
Bahamas		9,205	90	1,441
Barbados	4,279	11,474	1,150	5,699
British Virgin Is.		1,954		544
Cayman Islands		1,611	388	5,622
Cuba	36,969	199,473	50,249	149,476
Dominica		1,858		1,383
Dominican Republic	93,564	443,453	39,846	399,571
Grenada		6,189		4,383
Guadeloupe	42,957	68,400	1,085	1,550
Haiti	6,291	49,667	1,423	285,393
Jamaica	19,901	96,799	1,375	63,907
Martinique	5,667	10,573		45,421
Puerto Rico	7,612	114,295	16,980	128,058
St.Kitts and Nevis		136		429
St. Lucia		5,321		5,301
St.Vincent/Grenadine		2,233	404	6,745
Trinidad and Tobago	33,674	225,104	78,719	357,341
<b>CENTRAL AMERICA</b>	<b>1,297,832</b>	<b>6,769,918</b>	<b>1,305,781</b>	<b>6,617,431</b>
Belize	544	1,002	304	4,478
Costa Rica	29,063	202,302	27,112	176,259
El Salvador	26,067	179,351	14,792	80,646
Guatemala	54,543	403,187	14,481	244,722
Honduras	215,327	776,838	24,265	195,138
Mexico	786,876	4,214,964	1,064,220	5,333,319
Nicaragua	65,274	353,433	81,931	163,468
Panama	120,138	638,841	78,674	419,400
<b>SOUTH AMERICA</b>	<b>2,157,967</b>	<b>10,793,297</b>	<b>2,461,934</b>	<b>12,594,656</b>
Argentina	627,907	2,571,949	328,446	1,393,102
Bolivia	4,523	27,641	4,182	15,526
Brazil	325,207	1,923,657	527,557	2,950,031
Chile	588,173	2,601,411	798,648	3,214,796
Colombia	292,286	1,614,572	320,798	2,166,624
Ecuador	26,454	211,735	80,399	356,909
Guyana	10,791	32,322	5,294	25,317
Paraguay	57,303	388,644	81,386	489,894
Peru	169,238	1,071,551	156,031	1,232,171
Suriname		537	8,300	37,365
Uruguay	55,347	185,439	57,771	332,342
Venezuela,Bolivar. R	735	163,839	93,121	380,580
<b>NORTH AMERICA</b>	<b>29,140,156</b>	<b>164,209,854</b>	<b>28,574,602</b>	<b>164,183,039</b>
Bermuda	2,013	6,122	228	2,499
Canada	1,513,317	9,120,786	1,880,952	10,123,679
U.S.America	27,624,825	155,082,945	26,693,422	154,056,861
<b>EASTERN EUROPE</b>	<b>2,929,002</b>	<b>14,981,854</b>	<b>4,296,591</b>	<b>18,524,128</b>
Belarus	1,705	21,731	8,235	17,039
Bulgaria	137,921	533,990	261,762	965,382
Czech Republic	243,614	1,295,396	311,737	1,478,567
Hungary	62,062	431,279	67,743	518,833
Poland	1,165,009	6,586,911	1,360,528	6,126,001
Republic of Moldova	63	6,183	826	11,053
Romania	112,493	935,555	231,971	1,257,613
Russian Federation	759,710	3,583,660	981,678	5,497,077

Contd.

## 10.12 Exports by Areas and Countries / Territories

(In Thousand Rupees)

TERRITORIES/COUNTRIES	NOVEMBER, 2015	CUMULATIVE FROM JULY,2015	NOVEMBER, 2014	CUMULATIVE FROM JULY,2014
Slovakia/Slovak R.	28,976	134,206	15,195	172,673
Ukraine	417,449	1,452,943	1,056,916	2,479,889
<b>NORTHERN EUROPE</b>	<b>16,555,341</b>	<b>85,512,168</b>	<b>17,159,781</b>	<b>88,500,767</b>
Denmark	998,589	5,150,444	897,449	4,207,367
Estonia	125,265	713,052	135,328	871,499
Finland	251,771	1,476,038	356,754	2,308,756
Iceland	4,747	7,118		3,323
Ireland	368,867	2,074,137	384,770	2,258,248
Latvia	47,053	251,389	234,782	1,091,673
Lithuania	271,501	1,385,479	494,490	1,982,293
Norway	264,034	1,666,106	431,268	2,329,096
Sweden	1,130,488	4,927,718	1,143,592	5,274,945
United Kingdom	13,093,026	67,860,687	13,081,347	68,173,569
<b>SOUTHERN EUROPE</b>	<b>14,259,452</b>	<b>67,855,624</b>	<b>14,435,959</b>	<b>72,855,159</b>
Albania	64,281	192,234	56,918	158,469
Andorra		364		
Bosnia & Herzegovina		6,172	2,475	6,390
Croatia	119,582	398,317	89,359	531,059
Fr.Yugoslav R.Macedo	557	557	355	867
Greece	649,150	2,068,550	523,623	2,719,952
Italy	4,717,012	24,638,891	5,436,186	28,367,764
Malta	35,499	269,333	87,207	287,412
Portugal	1,192,611	6,737,397	1,298,522	6,332,078
San Marino		1,005		
Slovenia	244,260	2,048,791	442,520	2,178,363
Spain	7,195,603	31,410,861	6,469,090	32,157,220
Serbia	40,899	83,152	29,703	115,584
<b>WESTERN EUROPE</b>	<b>23,014,412</b>	<b>113,689,269</b>	<b>23,879,058</b>	<b>121,266,647</b>
Austria	130,291	682,146	154,301	798,252
Belgium	4,755,363	24,743,179	4,851,908	26,178,099
Europien Union		1,609		
France	2,714,424	14,325,849	3,372,085	17,280,914
Germany	9,849,856	46,145,660	10,335,342	49,388,102
Luxembourg		7,295		2,796
Netherlands	5,463,656	27,263,004	5,056,211	27,100,275
Switzerland	100,823	520,528	109,211	518,209
<b>EASTERN AFRICA</b>	<b>6,468,264</b>	<b>27,542,662</b>	<b>8,428,381</b>	<b>30,622,843</b>
Burundi	290	1,674	740	2,805
Comoros	100,533	536,184	207,308	1,074,116
Djibouti	216,222	1,510,273	136,295	900,684
Eritrea		17,638	291,409	334,175
Ethiopia	1,092	10,353	2,110	42,458
Kenya	2,534,264	10,451,277	3,762,174	12,541,621
Madagascar	877,986	3,728,743	1,000,376	3,352,091
Malawi	1,815	33,421	8,478	73,328
Mauritius	145,699	720,043	200,282	1,245,777
Mayotte	6,837	34,880	24,422	49,571
Mozambique	726,427	2,806,723	1,469,079	4,827,614
Reunion	63,380	281,480	51,135	267,102
Rwanda		7,624	9,117	13,000
Seychelles	17,183	111,769	33,991	166,758
Somalia	294,071	1,193,337	177,341	675,384
Uganda	6,650	50,299	10,752	33,372
U.R.of Tanzania	1,446,061	5,705,834	983,588	4,566,350
Zambia	2,406	39,011	10,389	79,780
Zimbabwe	27,349	302,099	49,395	376,856
<b>MIDDLE AFRICA</b>	<b>689,302</b>	<b>3,072,426</b>	<b>651,978</b>	<b>3,247,937</b>
Angola	212,571	1,380,452	438,208	2,083,358

Contd.

## 10.12 Exports by Areas and Countries / Territories

(In Thousand Rupees)

TERRITORIES/COUNTRIES	NOVEMBER, 2015	CUMULATIVE FROM JULY,2015	NOVEMBER, 2014	CUMULATIVE FROM JULY,2014
Cameroon	118,806	358,080	157,469	800,307
Central African R.		71		
Chad		1,157		
Congo, Republic of	13,954	63,404		53,606
D.R.of Congo	334,967	1,195,367	40,381	169,526
Equatorial G.(Ri.Mi)	1,340	1,340		29,101
Gabon	7,665	72,555	15,920	112,040
<b>NORTHERN AFRICA</b>	<b>1,616,063</b>	<b>9,236,344</b>	<b>2,137,430</b>	<b>10,760,272</b>
Algeria	232,014	890,114	224,879	1,199,957
Egypt(U.A.R.)	701,859	4,922,809	1,202,435	5,981,876
Libya	55,589	258,805	86,506	274,027
Morocco	116,055	582,773	144,419	625,779
Sudan		363,042	298,242	1,489,469
South Sudan	263,673	1,273,557		
Tunisia	246,873	944,822	180,950	1,189,165
Western Sahara(Ri.De)		420		
<b>SOUTHERN AFRICA</b>	<b>1,727,972</b>	<b>9,406,790</b>	<b>2,599,350</b>	<b>11,831,280</b>
Botswana	29,060	127,726	16,661	171,474
Lesotho	18,445	163,895	23,015	172,524
Namibia	786	15,355	31,168	54,259
South Africa	1,679,681	9,091,011	2,526,801	11,430,119
Swaziland		8,803	1,705	2,904
<b>WESTERN AFRICA</b>	<b>2,914,928</b>	<b>10,066,025</b>	<b>2,439,237</b>	<b>10,082,276</b>
Benin	495,683	2,719,677	280,357	1,126,607
Burkina Faso(Fr.Up.V)		76		2,554
Cape Verde			5,051	5,051
Co,te d,Ivoire(Fr.Iv)	282,074	1,041,504	60,734	527,415
Gambia	197,735	921,199	163,117	692,784
Ghana	121,728	369,322	586,041	1,190,601
Guinea	132,732	156,213	17,928	226,204
Guinea-Bissau	14,539	442,942	71,122	460,653
Liberia	4,257	72,564	60,342	138,001
Mali	2,841	5,394		
Mauritania	39,539	201,449	317,013	1,081,431
Niger		1,741		1,202
Nigeria	231,135	1,131,364	223,849	2,843,301
Senegal	946,605	1,805,974	560,141	1,236,618
Sierra Leone	167,223	499,221	59,799	462,908
Togo	278,839	697,385	33,744	86,947
<b>EASTERN ASIA</b>	<b>20,442,066</b>	<b>107,973,238</b>	<b>30,908,383</b>	<b>141,029,535</b>
China	15,465,536	77,886,776	24,096,871	95,620,556
Hong Kong S.A.Re.Chi	1,469,637	8,624,994	2,561,063	12,477,170
Japan	1,332,247	7,588,288	1,546,935	7,548,687
Korea D.P.Republic	105	242	96	1,564
Korea, Republic of	1,829,655	11,862,131	1,649,868	16,043,850
Macao.China	349	2,394	1,853	5,221
Mongolia	481	11,843	2,436	10,497
O.Asia(Tai.For.Pe.Ki)	344,056	1,996,569	1,049,260	9,321,990
<b>SOUTH-CENTRAL ASIA</b>	<b>24,594,657</b>	<b>118,919,123</b>	<b>26,231,433</b>	<b>139,974,107</b>
Afghanistan	13,933,405	60,275,717	13,889,081	79,092,289
Bangladesh	5,347,443	30,725,007	6,168,153	29,554,864
India	2,575,300	13,906,415	3,478,029	17,741,001
Iran ( Islamic R.)	219,587	1,334,815	270,211	1,130,746
Kazakstan	336,988	691,178	37,062	257,509
Kyrgyzstan/Kyrgyz R.	548	52,692	4,854	46,485
Maldives	84,743	328,750	67,696	333,144
Nepal	1,656	49,365	4,012	44,359
Sri Lanka	1,945,454	11,076,162	2,097,391	10,791,539

Contd.



## 10.12 Exports by Areas and Countries / Territories

(In Thousand Rupees)

TERRITORIES/COUNTRIES	NOVEMBER, 2015	CUMULATIVE FROM JULY,2015	NOVEMBER, 2014	CUMULATIVE FROM JULY,2014
Tajikistan	17,908	126,417	33,431	470,272
Turkmenistan	95,257	236,099	158,168	465,863
Uzbekistan	36,370	116,508	23,345	46,037
<b>SOUTH-EASTERN ASIA</b>	<b>8,346,001</b>	<b>37,866,930</b>	<b>11,852,775</b>	<b>49,447,041</b>
Brunei Darussalam	5,311	27,628	11,000	29,396
Cambodia Fr.Kampuche	170,837	1,342,053	231,480	1,295,353
Indonesia	1,988,330	6,238,996	1,732,307	6,499,456
Lao People's D.R.	13,053	44,273	13,063	38,562
Malaysia	1,119,809	6,268,319	2,036,829	7,337,037
Myanmar	98,980	515,835	170,831	551,230
Philippines	383,157	1,756,246	209,395	1,920,370
Singapore	585,269	4,901,486	3,211,173	15,325,438
Thailand	921,095	4,254,698	948,818	4,550,460
Viet Nam	3,060,160	12,517,396	3,287,878	11,899,740
<b>WESTERN ASIA</b>	<b>16,849,352</b>	<b>84,331,969</b>	<b>20,152,636</b>	<b>110,763,023</b>
Armenia		7,201	1,698	7,441
Azerbaijan	225,976	1,324,901	369,665	1,450,626
Bahrain	432,497	2,670,162	561,719	3,009,884
Cyprus	23,532	154,026	47,487	194,934
Georgia	60,689	194,389	84,812	263,722
Iraq	385,154	1,139,032	178,640	1,494,889
Jordan	274,508	1,602,936	473,686	2,228,654
Kuwait	707,103	3,984,878	915,137	3,843,113
Lebanon	198,920	1,051,831	328,870	1,281,293
Oman	660,062	4,390,149	1,630,091	6,803,126
Qatar	390,772	2,241,098	474,163	2,861,157
Saudi Arabia	3,319,975	17,196,334	4,011,767	18,699,640
Syrian Arab Republic	64,304	235,271	143,152	701,109
Turkey	2,216,178	9,288,140	3,440,440	14,778,940
United Arab Emirates	6,781,602	35,399,052	6,893,138	49,924,834
Yemen	1,108,081	3,452,567	598,170	3,219,662
<b>AUSTRALIA AND NEW ZEALAND</b>	<b>1,492,191</b>	<b>9,684,209</b>	<b>1,585,734</b>	<b>8,578,034</b>
Australia	1,250,332	8,178,839	1,246,722	6,819,836
New Zealand	241,859	1,505,370	339,011	1,758,198
<b>MELANESIA</b>	<b>26,091</b>	<b>91,213</b>	<b>17,522</b>	<b>141,147</b>
Fiji	18,464	69,795	16,011	101,285
New Caledonia		1,603	623	2,631
Papua New Guinea	6,719	14,768	540	36,777
Solomon Islands		1,853	310	310
Vanuatu	908	3,194	38	143
<b>MICRONESIA</b>	<b>8</b>	<b>5,492</b>	<b>28</b>	<b>282</b>
Guam	8	4,980	28	282
Micronesia,F.States		511		
<b>POLYNESIA</b>	<b>9,368</b>	<b>23,545</b>		<b>5,291</b>
American Samoa	1,206	1,206		
Cook Islands		35		17
French Polynesia	4,711	13,750		5,274
Samoa		137		
Tonga	49	5,015		
Tuvalu	3,402	3,402		

## 10.13 Re-Exports by Areas and Countries / Territories

(In Thousand Rupees)

TERRITORIES/COUNTRIES	NOVEMBER, 2015	CUMULATIVE FROM JULY,2015	NOVEMBER, 2014	CUMULATIVE FROM JULY,2014
<b>GRAND TOTALS</b>	<b>1,196,913</b>	<b>7,640,491</b>	<b>820,743</b>	<b>8,006,918</b>
<b>LATIN AMERICA</b>				<b>29</b>
Barbados				10
US.Virgin Islands				20
<b>CENTRAL AMERICA</b>	<b>2,750</b>	<b>2,750</b>		<b>7,335</b>
Mexico	2,750	2,750		7,335
<b>SOUTH AMERICA</b>	<b>1,355</b>	<b>8,980</b>	<b>3,557</b>	<b>4,145</b>
Argentina				304
Bolivia		2,211	2,759	2,759
Brazil		101	798	865
Colombia		436		215
Ecuador		1,058		
Peru	1,355	5,173		
<b>NORTH AMERICA</b>	<b>66,565</b>	<b>438,138</b>	<b>62,368</b>	<b>767,975</b>
Canada	6,294	44,248	6,208	16,222
U.S.America	60,271	393,890	56,160	751,752
<b>EASTERN EUROPE</b>	<b>527</b>	<b>262,441</b>	<b>4,324</b>	<b>15,415</b>
Bulgaria		10,250		
Czech Republic		2	817	817
Hungary		245,063		
Poland	149	2,696	2,880	11,310
Romania		376		
Russian Federation			218	722
Slovakia/Slovak R.		1,390		151
Ukraine	378	2,663	410	2,414
<b>NORTHERN EUROPE</b>	<b>162,648</b>	<b>476,167</b>	<b>39,319</b>	<b>706,895</b>
Denmark	1,175	34,178	1,713	9,147
Finland		4,844	12,716	12,889
Ireland	121	2,244		
Latvia			455	2,920
Lithuania	777	4,627	75	1,819
Norway	539	6,724	51	66,542
Sweden		10,410	5,633	241,565
United Kingdom	160,037	413,139	18,676	372,013
<b>SOUTHERN EUROPE</b>	<b>27,810</b>	<b>94,281</b>	<b>7,569</b>	<b>694,874</b>
Croatia				224
Greece	1,312	4,720		
Italy	26,487	86,870	6,127	688,870
Slovenia				7
Spain	11	2,691	1,441	5,773
<b>WESTERN EUROPE</b>	<b>86,917</b>	<b>1,329,000</b>	<b>112,842</b>	<b>1,680,666</b>
Austria	135	11,661		105
Belgium	16	3,326	11,256	161,790
France	13,510	382,703	40,662	69,872
Germany	26,202	716,947	13,222	713,702
Luxembourg		3,713		
Netherlands	46,091	143,846	2,674	658,560
Switzerland	963	66,804	45,028	76,637
<b>EASTERN AFRICA</b>				<b>992</b>
Kenya				992
<b>MIDDLE AFRICA</b>		<b>172</b>		<b>721</b>
Angola				721
Cameroon		172		
<b>NORTHERN AFRICA</b>	<b>3,509</b>	<b>8,438</b>	<b>1,491</b>	<b>13,147</b>

Contd.

## 10.13 Re-Exports by Areas and Countries / Territories

(In Thousand Rupees)

TERRITORIES/COUNTRIES	NOVEMBER, 2015	CUMULATIVE FROM JULY,2015	NOVEMBER, 2014	CUMULATIVE FROM JULY,2014
Algeria		103		
Egypt(U.A.R.)	3,509	8,019	1,491	11,596
Libya				1,382
Morocco		316		
Tunisia				169
<b>SOUTHERN AFRICA</b>	<b>6,095</b>	<b>31,301</b>	<b>1,071</b>	<b>17,044</b>
South Africa	6,095	31,240	1,071	17,034
Swaziland		61		10
<b>WESTERN AFRICA</b>		<b>1,082</b>	<b>204</b>	<b>4,613</b>
Ghana		775		
Guinea				106
Liberia				302
Nigeria		307	204	4,088
Senegal				118
<b>EASTERN ASIA</b>	<b>263,832</b>	<b>967,821</b>	<b>172,313</b>	<b>1,173,895</b>
China	73,862	384,377	87,220	706,641
Hong Kong S.A.Re.Chi	102,063	351,000	27,870	203,057
Japan	68,486	206,867	38,814	157,594
Korea D.P.Republic		300		
Korea, Republic of	863	2,455	18,189	104,113
O.Asia(Tai.For.Pe.Ki	18,558	22,823	219	2,490
<b>SOUTH-CENTRAL ASIA</b>	<b>22,451</b>	<b>114,898</b>	<b>15,542</b>	<b>56,760</b>
Afghanistan	17,092	66,254	528	1,608
Bangladesh		8		
India	596	28,176	26	27,106
Iran ( Islamic R.)			1,445	10,580
Kazakstan				98
Sri Lanka	4,763	20,460	13,543	17,369
<b>SOUTH-EASTERN ASIA</b>	<b>123,117</b>	<b>1,910,834</b>	<b>77,721</b>	<b>711,650</b>
Indonesia	9,977	12,288	201	1,362
Malaysia	20,390	606,242	23,358	122,112
Myanmar		985		
Philippines	18,716	22,902	670	8,437
Singapore	73,864	1,251,360	47,911	474,804
Thailand	171	338	5,580	104,935
Viet Nam		16,719		
<b>WESTERN ASIA</b>	<b>428,606</b>	<b>1,989,331</b>	<b>322,036</b>	<b>2,149,925</b>
Azerbaijan	91,109	91,953	747	12,019
Bahrain	32	27,684		97
Iraq	327	554	1,008	2,199
Jordan			2,568	93,192
Kuwait		2,883	39,426	152,816
Oman		155,712	357	6,741
Qatar	1,638	88,739		100,385
Saudi Arabia	10,362	165,395	6,114	37,874
Turkey	139	46,630	1,683	179,213
United Arab Emirates	325,001	1,409,782	264,771	1,545,297
Yemen			5,363	20,090
<b>AUSTRALIA AND NEW ZEALAND</b>	<b>730</b>	<b>4,858</b>	<b>385</b>	<b>838</b>
Australia	312	4,440	385	828
New Zealand	418	418		10

## 10.14 Imports by Areas and Countries / Territories

(In Thousand Rupees)

TERRITORIES/COUNTRIES	NOVEMBER, 2015	CUMULATIVE FROM JULY,2015	NOVEMBER, 2014	CUMULATIVE FROM JULY,2014
<b>GRAND TOTALS</b>	<b>404,666,505</b>	<b>1,901,753,511</b>	<b>366,214,872</b>	<b>2,055,956,700</b>
<b>LATIN AMERICA</b>	<b>30,715</b>	<b>870,166</b>	<b>42,588</b>	<b>246,529</b>
Anguilla				854
Bahamas		318,498	1,710	5,515
Barbados		5,908	357	1,439
British Virgin Is.	706	1,785		2,686
Cayman Islands	65	599		10
Cuba	314	5,304		
Dominica	1,237	8,127	1,136	1,209
Dominican Republic	8,631	23,502	25	15,604
Grenada	2	2		
Haiti	313	1,968		6,082
Jamaica	2,235	16,154	6,081	24,978
Martinique		1,372		
Montserrat		1,190		896
Netherlands Antilles	261	2,399	1	46,838
Puerto Rico	10,573	184,837	23,486	95,698
St.Kitts and Nevis	232	563		28
Saint Martin(Dutch p		1,604		
Trinidad and Tobago	6,091	271,158	9,793	44,383
Turks & Caicos Is.		5,498		309
US.Virgin Islands	56	19,700		
<b>CENTRAL AMERICA</b>	<b>380,520</b>	<b>3,076,066</b>	<b>213,915</b>	<b>1,873,055</b>
Belize	567	45,577	515	86,796
Costa Rica	4,329	34,221	690	35,706
El Salvador	5,385	5,834		5,989
French West Indies	636	636		1,245
Guatemala	100,756	367,989	13,405	138,134
Honduras	8,089	25,078	5,760	20,163
Mexico	259,349	2,577,832	193,335	1,578,816
Nicaragua		2,403		5,980
Panama	1,409	16,496	211	227
<b>SOUTH AMERICA</b>	<b>10,414,080</b>	<b>46,490,471</b>	<b>7,344,704</b>	<b>34,035,499</b>
Argentina	7,000,657	31,473,054	3,768,325	22,022,573
Bolivia	2,295	6,262		11,230
Bouvet Island		365		1,273
Brazil	3,106,208	13,317,904	2,653,879	9,187,214
Chile	140,769	1,034,981	716,256	2,061,509
Colombia	11,322	86,518	12,063	73,505
Ecuador	724	761	36	10,878
Falkland Is.Malvinas		1		
French Guiana				6,266
Guyana		5,776		7,480
Paraguay	118,896	344,516	18,638	115,686
Peru	22,450	97,788	161,863	339,246
S.Georgia S.Sandw.Is		432		
Suriname				2
Uruguay	10,759	111,217	13,582	198,574
Venezuela,Bolivar. R		10,897	62	62
<b>NORTH AMERICA</b>	<b>20,398,563</b>	<b>93,724,764</b>	<b>16,206,742</b>	<b>91,315,984</b>
Bermuda		2,246		
Canada	5,046,303	16,238,305	2,038,253	20,186,943
Greenland			26,790	26,790
U.S.America	15,352,260	77,484,214	14,141,698	71,102,251
<b>EASTERN EUROPE</b>	<b>3,941,625</b>	<b>27,854,689</b>	<b>11,924,839</b>	<b>65,489,319</b>
Belarus	342,001	1,181,606	354,844	1,946,972
Bulgaria	102,107	425,932	103,157	504,807
Czech Republic	305,962	1,288,340	207,929	1,278,707
Hungary	382,181	1,564,758	208,996	1,013,617
Poland	627,251	3,309,583	810,806	3,520,805
Republic of Moldova	16,572	148,634	190,927	834,554
Romania	180,878	860,115	4,662,301	13,117,887
Russian Federation	1,395,100	8,505,157	2,558,851	12,322,912
Slovakia/Slovak R.	227,923	1,166,114	184,779	890,196

Contd.

## 10.14 Imports by Areas and Countries / Territories

(In Thousand Rupees)

TERRITORIES/COUNTRIES	NOVEMBER, 2015	CUMULATIVE FROM JULY,2015	NOVEMBER, 2014	CUMULATIVE FROM JULY,2014
Ukraine	361,649	9,404,449	2,642,251	30,058,862
<b>NORTHERN EUROPE</b>	<b>9,629,909</b>	<b>50,426,585</b>	<b>10,501,176</b>	<b>58,832,983</b>
Denmark	1,051,765	6,884,147	2,357,191	14,213,703
Estonia	30,893	154,422	15,771	101,415
Faeroe Islands	1,491	1,508		52
Finland	375,124	2,290,626	428,147	3,049,884
Iceland	27,955	118,306	280	6,109
Ireland	1,004,110	7,439,464	405,702	2,347,677
Latvia	82,188	539,372	241,572	1,124,143
Lithuania	42,679	320,003	93,097	245,128
Norway	90,142	340,385	96,447	632,184
Svalbard/Jan May.Is.		1,085		
Sweden	1,775,134	7,010,611	1,949,937	11,585,005
United Kingdom	5,148,429	25,326,656	4,913,033	25,527,683
<b>SOUTHERN EUROPE</b>	<b>6,295,374</b>	<b>33,308,901</b>	<b>5,596,308</b>	<b>26,272,460</b>
Albania	93	3,263		2,016
Bosnia & Herzegovina	90	5,665	74	4,332
Croatia	4,208	58,789	347	8,109
Fr.Yugoslav R.Macedo				59
Gibraltar		975	2,298	3,611
Greece	41,133	261,310	38,226	308,565
Italy	4,261,601	18,962,250	3,577,790	17,407,755
Malta	5,171	22,523		2,665
Portugal	126,118	831,831	62,284	377,550
San Marino	3,600	15,711	220	13,528
Slovenia	24,597	79,713	40,606	145,320
Spain	1,767,468	11,120,018	1,367,564	6,299,150
Serbia	61,296	1,946,854	506,900	1,699,798
<b>WESTERN EUROPE</b>	<b>27,100,066</b>	<b>118,640,544</b>	<b>21,790,666</b>	<b>115,571,066</b>
Austria	1,204,583	5,749,663	988,471	5,135,125
Belgium	1,499,420	8,489,652	1,419,764	9,140,345
Europien Union	6,904,210	22,872,263	4,411,731	21,630,860
France	2,900,345	16,971,710	2,947,384	16,968,067
Germany	8,346,165	41,459,113	7,060,103	36,703,194
Liechtenstein			1,266	1,719
Luxembourg	66,354	399,723	37,933	285,318
Monaco			251	559
Netherlands	3,749,553	12,596,249	3,179,089	13,457,828
Switzerland	2,429,436	10,102,171	1,744,674	12,248,052
<b>EASTERN AFRICA</b>	<b>6,012,481</b>	<b>29,923,283</b>	<b>2,937,511</b>	<b>18,532,988</b>
<b>B.Indian Ocean Terr.</b>		<b>245</b>	<b>85</b>	<b>85</b>
Burundi	91,460	966,176	83,259	506,393
Comoros	4,638	24,401	13,408	55,740
Djibouti	1,409	13,062	9,395	39,556
Eritrea		2,044	1,865	3,606
Ethiopia	560,832	2,057,699	201,790	1,317,684
Kenya	4,189,851	17,622,094	1,632,554	11,052,590
Madagascar	44,222	228,251	87,036	321,229
Malawi		10,897	33,797	154,215
Mauritius	23,344	2,887,302	25,084	402,653
Mayotte	15	17		5,241
Mozambique	801	12,129	5,833	97,632
Reunion	9,249	41,694		717
Rwanda	205,430	1,759,193	127,965	790,564
Seychelles		12,906		
Somalia	23,177	134,587	39,609	311,544
Uganda	90,456	395,900	44,375	355,210
U.R.of Tanzania	312,385	1,284,583	200,202	1,044,646
Zambia	438,105	2,422,906	426,583	2,001,557
Zimbabwe	17,107	47,199	4,672	72,127
<b>MIDDLE AFRICA</b>	<b>94,515</b>	<b>376,820</b>	<b>19,874</b>	<b>84,101</b>
Angola	786	37,934		10,861
Cameroon	18,371	110,350	12,604	41,100
Central African R.				72
Chad	495	69,597	1,235	4,129

Contd.

## 10.14 Imports by Areas and Countries / Territories

(In Thousand Rupees)

TERRITORIES/COUNTRIES	NOVEMBER, 2015	CUMULATIVE FROM JULY,2015	NOVEMBER, 2014	CUMULATIVE FROM JULY,2014
Congo, Republic of	7,685	55,280	4,723	9,745
D.R.of Congo	56,588	57,371	1,312	2,330
Equatorial G.(Ri.Mi)		1		515
Gabon	10,591	46,179		15,348
Sao Tome & Principe		107		
NORTHERN AFRICA	2,718,593	22,590,433	4,742,730	21,282,585
Algeria	2,677	18,290		32,224
Egypt(U.A.R.)	1,228,767	7,162,841	1,424,914	7,966,791
Libya	63,770	362,455		139,046
Morocco	1,351,080	14,661,763	3,289,538	12,869,525
Sudan		38,264	12,214	26,942
South Sudan	369	66,687		
Tunisia	71,932	280,133	16,064	247,997
Western Sahara(Ri.De)				61
SOUTHERN AFRICA	3,702,934	21,691,387	3,588,957	21,050,937
Botswana		5,326		462
Canary Islands			2,184	9,278
French Southern Terr			1,412	1,412
Namibia	1,952	2,368		6,862
South Africa	3,597,224	21,188,049	3,534,715	20,742,744
Swaziland	103,758	495,644	50,646	290,179
WESTERN AFRICA	175,278	4,195,270	992,667	3,802,541
Benin		332,045		10,614
Burkina Faso(Fr.Up.V)	79,181	402,583		58,460
Co,te d,Ivoire(Fr.Iv)	23,414	143,526		88,213
Gambia	11	33,995	4,872	59,065
Ghana	34,667	107,382	45,518	265,677
Guinea	75	4,395	10,356	38,256
Liberia	5,470	9,258		2,098
Mali		16,328		
Mauritania		15,410	7,063	1,225,429
Nigeria		2,781,424	860,632	1,498,146
Senegal	17,853	102,850	60,990	238,967
Sierra Leone	218	3,339	2,587	13,638
St. Helena	5,012	5,281		13
Togo	9,378	237,453	649	303,966
EASTERN ASIA	149,598,176	622,633,999	95,900,385	546,812,971
China	122,171,720	494,541,903	74,423,961	428,798,635
Hong Kong S.A.Re.Chi	591,414	2,736,388	649,693	4,195,129
Japan	16,011,809	74,259,786	12,810,846	68,383,654
Korea D.P.Republic	305,415	2,328,756	332,230	1,745,107
Korea, Republic of	7,304,179	31,838,273	5,005,959	26,885,106
Macao.China		1,029		6,397
Mongolia		1,079		3,088
O.Asia(Tai.For.Pe.Ki)	3,213,640	16,926,786	2,677,695	16,795,853
SOUTH-CENTRAL ASIA	28,973,560	104,150,454	21,703,618	103,886,768
Afghanistan	6,132,694	23,987,498	3,676,099	16,753,239
Bangladesh	963,603	2,809,059	320,950	2,412,715
Bhutan	22	827		12
India	18,418,170	62,924,185	15,021,434	73,019,814
Iran ( Islamic R.)	2,668,271	10,452,856	2,118,457	8,500,351
Kazakstan	14,133	67,941	16,521	172,247
Kyrgyzstan/Kyrgyz R.	254	2,671	73	6,785
Maldives	1,882	2,019	153	153
Nepal	8,584	17,550	2,707	43,103
Sri Lanka	670,445	3,361,034	464,134	2,382,716
Tajikistan	23	3,076	400	1,711
Turkmenistan	95,480	521,736	73,204	547,357
Uzbekistan			9,485	46,565
SOUTH-EASTERN ASIA	41,121,998	209,168,884	38,716,980	211,789,840
Brunei Darussalam		111		
Cambodia Fr.Kampuche	7,927	32,435	3,110	11,269
Timor Leste		16		
Indonesia	17,154,261	91,084,536	17,438,455	90,290,987
Lao People's D.R.		2,489	161	520

Contd.

## 10.14 Imports by Areas and Countries / Territories

(In Thousand Rupees)

TERRITORIES/COUNTRIES	NOVEMBER, 2015	CUMULATIVE FROM JULY,2015	NOVEMBER, 2014	CUMULATIVE FROM JULY,2014
Malaysia	6,972,564	41,100,666	6,197,989	42,746,209
Myanmar	13,376	207,005	80,118	156,128
Philippines	237,083	1,595,756	240,211	1,992,212
Singapore	6,974,375	29,387,057	5,076,539	36,634,659
Thailand	7,101,324	34,662,727	7,477,247	33,492,825
Viet Nam	2,661,087	11,096,086	2,203,150	6,465,029
<b>WESTERN ASIA</b>	<b>89,150,758</b>	<b>483,419,726</b>	<b>121,479,475</b>	<b>719,995,769</b>
Armenia	200	5,019		2,377
Azerbaijan		1,481		9,596
Bahrain	142,011	953,903	105,761	2,295,685
Cyprus	12,351	133,294	12,807	68,769
Georgia	970	4,649	59	16,875
Iraq	36,760	108,061	411,675	694,775
Jordan	142,543	895,416	187,069	1,319,985
Kuwait	15,214,307	62,933,046	26,533,489	126,999,827
Lebanon	20,245	111,334	3,971	230,707
Oman	3,925,834	16,328,081	17,086,041	50,226,511
Qatar	1,619,572	10,639,382	2,508,428	8,009,267
Saudi Arabia	20,253,033	128,801,861	28,354,199	172,281,908
Syrian Arab Republic	862	138,344	1,545	40,213
Turkey	2,419,944	8,766,373	1,368,318	8,237,950
United Arab Emirates	45,362,126	253,593,491	44,897,530	348,858,461
Yemen		5,991	8,581	702,862
<b>AUSTRALIA AND NEW ZEALAND</b>	<b>4,915,388</b>	<b>29,174,820</b>	<b>2,500,930</b>	<b>15,042,664</b>
Australia	4,701,308	27,820,527	2,243,708	12,850,613
Christmas Islands	2,361	2,757	1,323	11,846
Cocos (Keeling) Is.		224		1,601
Heard/Mac Donald Is.		277		321
New Zealand	207,487	1,342,821	252,294	2,170,094
Norfolk Island	3,826	7,799	2,641	6,152
US.Minor Outlying Is	406	414	965	2,036
<b>MELANESIA</b>	<b>11,015</b>	<b>33,921</b>	<b>5,878</b>	<b>6,120</b>
Fiji	2,920	22,781		
New Caledonia		113	5,871	6,051
Papua New Guinea	7,855	7,991		
Solomon Islands	52	1,996		63
Vanuatu	188	1,040	6	6
<b>MICRONESIA</b>	<b>958</b>	<b>1,269</b>		<b>157</b>
Kiribati	958	1,175		152
Micronesia,F.States		90		
Palau(Fr.pacific Is)		4		5
<b>POLYNESIA</b>		<b>1,057</b>	<b>4,931</b>	<b>32,364</b>
American Samoa		121		24,640
Cook Islands		2		
French Polynesia				2,269
Johnston Island		21	4,931	4,931
Pitcairn		899		188
Tokelau				11
Tonga		14		
Tuvalu				272
Wallis & Futuna Is.				52

## 10.15 Re-Imports by Areas and Countries / Territories

(In Thousand Rupees)

TERRITORIES/COUNTRIES	NOVEMBER, 2015	CUMULATIVE FROM JULY,2015	NOVEMBER, 2014	CUMULATIVE FROM JULY,2014
<b>GRAND TOTALS</b>	<b>1,878,695</b>	<b>8,686,220</b>	<b>1,966,255</b>	<b>9,499,799</b>
LATIN AMERICA			82	5,666
British Virgin Is.				5,584
Dominican Republic			82	82
CENTRAL AMERICA		228	230	32,275
Belize				3,539
Guatemala				27,997
Mexico		228	230	739
SOUTH AMERICA	393	21,943		7,865
Brazil		20,459		6,683
Peru	393	1,484		
Uruguay				1,183
NORTH AMERICA	728,343	3,181,658	662,229	3,118,598
Canada	109,189	524,972	116,310	672,262
U.S.America	619,155	2,656,686	545,919	2,446,336
EASTERN EUROPE	8,372	47,965	8,225	48,535
Bulgaria		2,886		
Czech Republic		2,871		
Hungary				205
Poland	2,850	36,686	8,225	42,285
Romania	273	273		479
Russian Federation	5,250	5,250		
Ukraine				5,566
NORTHERN EUROPE	94,160	397,177	76,202	324,055
Denmark	574	1,385	12,281	18,370
Finland				1,227
Ireland		394		3,279
Norway	1,556	6,068	1,427	8,569
Svalbard/Jan May.Is.		3,799		
Sweden	18,965	85,336	22,836	81,339
United Kingdom	73,066	300,195	39,658	211,271
SOUTHERN EUROPE	33,310	196,816	72,319	280,277
Croatia		527		
Greece		657	624	624
Italy	29,063	167,133	68,000	244,639
Portugal		618		
Spain	4,246	27,880	3,695	35,014
WESTERN EUROPE	52,090	304,814	74,564	414,575
Belgium	2,078	16,116	2,455	32,321
France	3,738	32,390	9,900	82,420
Germany	36,050	185,660	59,017	227,838
Netherlands	10,224	68,131	1,321	37,641
Switzerland		2,517	1,871	34,355
EASTERN AFRICA		10,946	8,235	49,271
Ethiopia			7,258	41,234
Kenya		1,462		
Madagascar				7,060
Uganda			977	977
U.R.of Tanzania		9,484		
NORTHERN AFRICA	967	3,049	791	6,894
Algeria				2,160

Contd.



## 10.15 Re-Imports by Areas and Countries / Territories

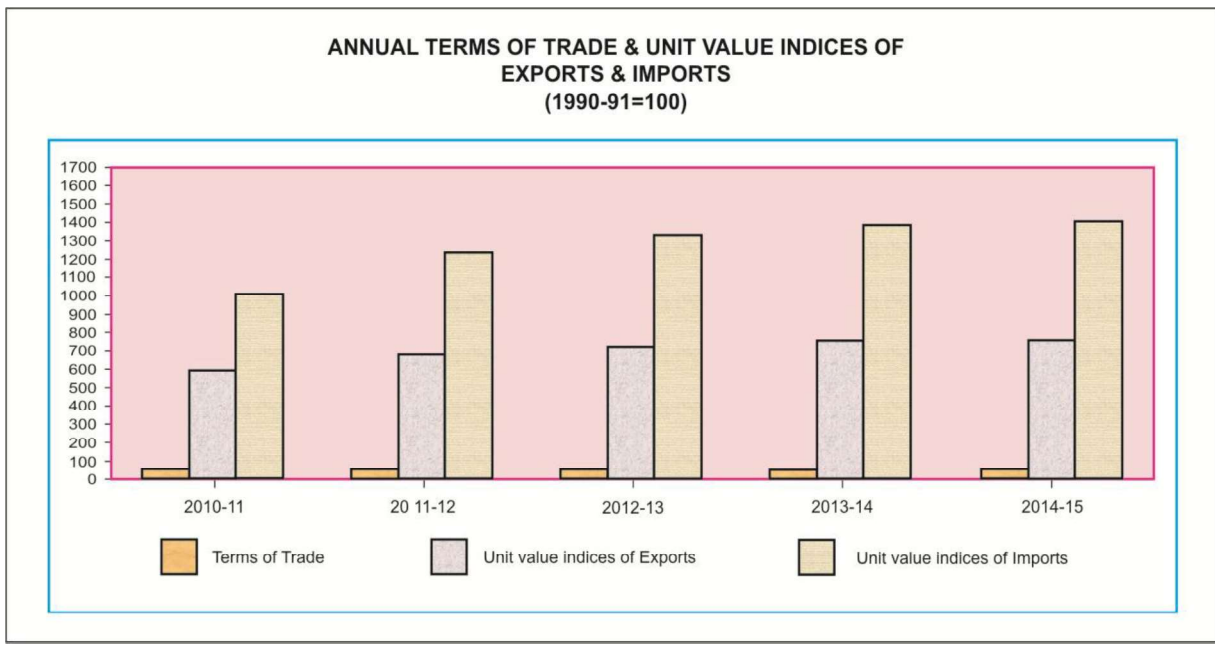
(In Thousand Rupees)

TERRITORIES/COUNTRIES	NOVEMBER, 2015	CUMULATIVE FROM JULY,2015	NOVEMBER, 2014	CUMULATIVE FROM JULY,2014
Egypt(U.A.R.)		334		
Morocco	967	2,716	791	2,843
Tunisia				1,891
SOUTHERN AFRICA	4,544	35,620		374
South Africa	4,544	22,748		374
Swaziland		12,872		
EASTERN ASIA	525,444	2,559,780	654,016	2,971,842
China	331,595	1,363,112	255,172	1,400,211
Hong Kong S.A.Re.Chi	37,317	194,088	29,626	149,598
Japan	99,832	615,853	227,448	783,325
Korea D.P.Republic				58,644
Korea, Republic of	20,789	148,446	56,115	201,179
O.Asia(Tai.For.Pe.Ki	35,911	238,281	85,655	378,885
SOUTH-CENTRAL ASIA	121,303	485,265	103,392	530,423
Bangladesh	8,033	29,618	6,806	36,396
India	109,969	400,264	85,120	396,259
Iran ( Islamic R.)	2,138	5,399	4,044	8,482
Sri Lanka	1,162	49,984	7,421	89,287
SOUTH-EASTERN ASIA	131,202	617,683	88,969	884,867
Brunei Darussalam				268
Indonesia	83,776	317,840	44,759	619,492
Malaysia	20,773	106,451	22,432	95,730
Philippines				334
Singapore	13,777	46,978	13,338	81,743
Thailand	11,695	126,435	7,025	68,215
Viet Nam	1,181	19,979	1,414	19,085
WESTERN ASIA	114,333	564,887	159,473	626,614
Bahrain		24,112		3,098
Cyprus		330		
Kuwait	253	614		
Oman	888	2,262	894	4,070
Qatar	402	402		
Saudi Arabia	19,678	104,978	24,976	137,554
Syrian Arab Republic	15,109	33,059		2,354
Turkey	7,973	54,210	18,040	51,280
United Arab Emirates	70,031	344,920	115,563	428,259
AUSTRALIA AND NEW ZEALAND	57,321	251,475	57,528	197,667
Australia	57,321	251,475	57,179	197,317
US.Minor Outlying Is			350	350
MICRONESIA	6,913	6,913		
Northern Mariana Is.	6,913	6,913		

### 10.16 Annual and Quarterly Terms of Trade and Unit Value Indices of Exports and Imports (1990-91=100)

Year/ Quarter	Terms of Trade	Unit Value Indices of Exports	Unit Value Indices of Imports
2010-11	58.55	593.19	1013.10
2011-12	55.08	679.44	1233.49
2012-13	53.81	715.45	1329.56
2013-14	54.27	752.86	1387.15
2014-15	55.05	759.21	1404.72
2010-11 Jul-Sep	59.91	552.97	923.01
Oct-Dec	60.25	584.51	970.12
Jan-Mar	57.34	596.46	1040.23
Apr-Jun	57.08	638.81	1119.05
2011-12 Jul-Sep	56.28	653.84	1161.73
Oct-Dec	54.96	673.48	1225.37
Jan-Mar	54.95	680.39	1238.16
Apr-Jun	54.26	710.06	1308.71
2012-13 Jul-Sep	53.94	684.66	1269.28
Oct-Dec	53.43	709.08	1327.23
Jan-Mar	53.91	728.42	1351.28
Apr-Jun	53.97	739.63	1370.44
2013-14 Jul-Sep	54.54	745.76	1367.33
Oct-Dec	54.61	745.57	1365.33
Jan-Mar	54.80	771.50	1407.91
Apr-Jun	53.17	748.62	1408.02
2014-15 Jul-Sep	52.24	753.27	1441.98
Oct-Dec	54.41	762.69	1401.74
Jan-Mar	55.87	769.06	1376.64
Apr-Jun	53.76	751.81	1398.50
2015-16 Jul-Sep *	53.67	712.89	1328.20

\* Provisional



## 10.17 Index Numbers of Unit Values of Exports by Groups ( 1990-91=100 )

Year /Quarter	All groups	Food and Live animals	Beverages & Tobacco	Crude materials inedible except fuels	Mineral fuels & Lubricants	Chemicals	Manufactured goods	Machinery & Transport equipment	Misc. Manufactured articles
2010-11	593.19	747.72	804.61	647.55	1333.56	620.91	559.56	1286.13	558.25
2011-12	679.44	800.09	935.29	848.74	1500.63	739.66	641.15	1517.96	650.31
2012-13	715.45	884.48	1052.54	958.74	1615.08	876.11	689.62	1603.48	657.15
2013-14	752.86	954.07	1127.89	1009.57	1682.81	939.50	698.49	1650.17	700.75
2014-15	759.21	1057.47	1148.80	999.87	1713.20	935.18	667.05	1789.37	728.76
2010-11 Jul-Sep	552.97	711.81	719.61	634.81	1330.51	571.93	504.00	1168.32	533.66
Oct-Dec	584.51	751.75	790.66	636.36	1351.72	592.57	548.28	1263.12	543.21
Jan-Mar	596.46	755.41	850.66	639.27	1297.10	651.58	575.38	1317.01	545.45
Apr-Jun	638.81	771.90	857.51	679.75	1354.90	667.54	610.58	1396.06	610.67
2011-12 Jul-Sep	653.84	803.38	897.76	758.78	1429.38	678.24	617.90	1431.44	635.65
Oct-Dec	673.48	780.21	923.77	818.80	1492.20	714.47	645.22	1523.11	645.05
Jan-Mar	680.39	787.46	953.20	904.77	1528.82	766.15	648.83	1549.50	652.21
Apr-Jun	710.06	829.32	966.43	912.66	1552.12	799.77	652.65	1567.78	668.31
2012-13 Jul-Sep	684.66	867.43	999.22	924.18	1562.79	809.02	656.98	1584.13	636.74
Oct-Dec	709.08	869.95	1036.60	944.56	1653.04	851.48	685.86	1590.79	658.79
Jan-Mar	728.42	899.09	1086.12	982.32	1620.06	921.14	705.07	1618.96	666.01
Apr-Jun	739.63	901.46	1088.20	983.88	1624.41	922.80	710.57	1620.03	667.06
2013-14 Jul-Sep	745.46	919.57	1098.87	1017.68	1634.63	934.11	713.43	1624.52	674.82
Oct-Dec	745.57	952.49	1154.15	1023.78	1640.93	928.01	698.36	1631.05	723.57
Jan-Mar	771.50	970.48	1164.01	1042.41	1659.59	941.60	719.23	1664.20	729.32
Apr-Jun	748.62	973.74	1094.54	954.39	1796.09	954.26	659.51	1680.90	675.29
2014-15 Jul-Sep	753.27	1027.99	1123.85	988.05	1853.14	929.85	676.38	1722.41	692.43
Oct-Dec	762.69	1071.97	1171.54	1000.56	1862.62	935.86	677.14	1781.57	740.31
Jan-Mar	769.06	1075.01	1148.08	1030.34	1732.30	946.52	679.02	1787.10	728.26
Apr-Jun*	751.81	1054.91	1151.73	980.52	1404.75	928.49	635.66	1866.41	754.05
2015-16 * Jul-Sep	712.89	973.60	1144.34	964.35	1423.80	994.53	628.77	1955.09	730.30

\* Provisional

### 10.18 Index Numbers of Unit Values of Imports by Groups ( 1990-91=100 )

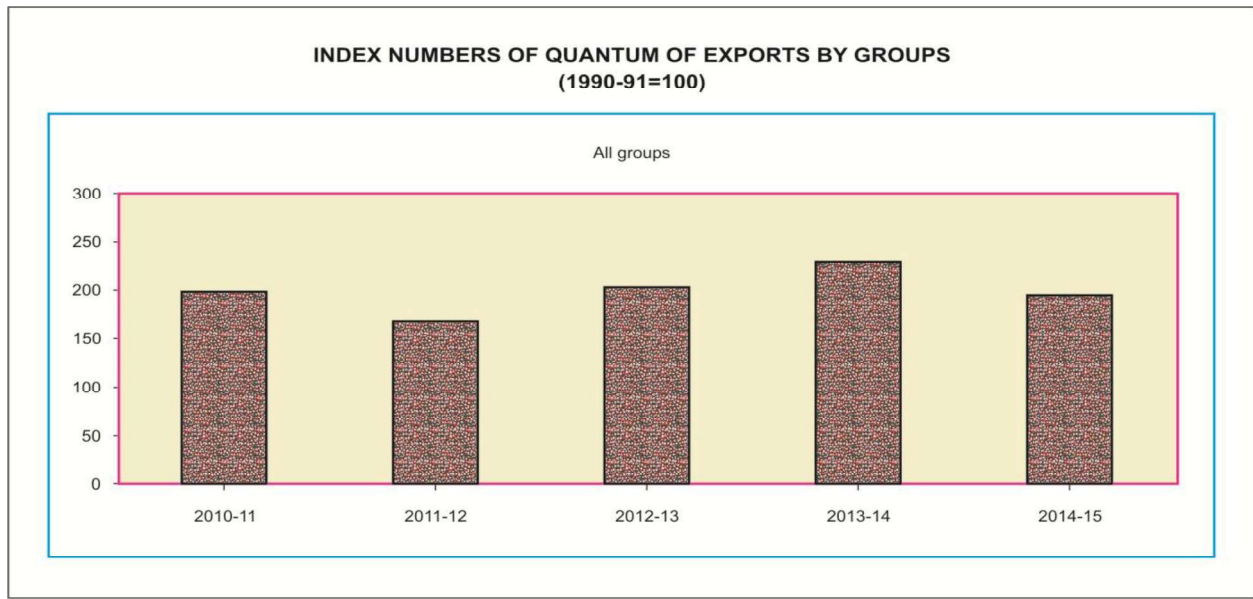
Year/Quarter	All groups	Food and Live animals	Beverages & Tobacco	Crude materials inedible except fuels	Mineral fuels & Lubricants	Animal or Veg. oils & Fats	Chemicals	Manufactured goods	Machinery & Transport equipment	Misc. manufactured articles
2010-11	1013.10	743.82	1060.35	803.59	1255.86	1005.72	796.89	747.32	1183.62	1174.99
2011-12	1233.49	791.79	1230.10	881.00	1651.93	1240.29	897.56	823.33	1407.29	1274.46
2012-13	1329.56	802.28	1339.47	995.65	1720.77	1103.29	994.50	887.02	1738.91	1342.66
2013-14	1387.15	838.74	1446.20	1046.35	1757.91	1054.13	1098.60	899.66	1866.32	1458.63
2014-15	1404.72	891.28	1620.65	1048.08	1550.37	1037.83	1256.50	1026.39	1985.27	1854.42
2010-11 Jul-Sep	923.01	695.80	897.28	759.48	1085.96	867.68	770.08	675.64	1113.89	1097.68
Oct-Dec	970.12	727.87	1026.20	771.05	1128.38	956.15	773.31	727.65	1171.21	1170.63
Jan-Mar	1040.23	792.24	1104.22	841.89	1290.04	1085.82	814.67	791.58	1173.28	1197.23
Apr-Jun	1119.05	759.37	1123.70	841.94	1519.07	1113.24	829.51	794.40	1276.10	1234.40
2011-12 Jul-Sep	1161.73	780.37	1174.28	886.35	1546.57	1209.58	836.74	807.84	1297.42	1248.30
Oct-Dec	1225.37	786.64	1201.86	889.48	1674.49	1185.85	907.70	818.38	1350.77	1264.77
Jan-Mar	1238.16	819.33	1254.74	846.69	1651.53	1277.05	922.54	830.85	1386.86	1282.00
Apr-Jun	1308.71	780.82	1289.52	901.49	1735.14	1288.69	923.26	836.23	1594.10	1302.76
2012-13 Jul-Sep	1269.28	791.42	1310.88	925.57	1623.49	1189.26	939.61	875.46	1610.53	1323.94
Oct-Dec	1327.23	794.08	1328.36	995.64	1764.03	1111.45	1009.58	881.11	1680.20	1327.27
Jan-Mar	1351.28	800.25	1350.09	1017.46	1761.13	1048.35	989.23	877.44	1804.52	1345.00
Apr-Jun	1370.44	823.38	1368.54	1043.92	1734.43	1064.11	1039.59	914.05	1860.39	1374.43
2013-14 Jul-Sep	1367.33	839.00	1390.72	1064.30	1688.69	1075.42	1064.27	859.80	1865.31	1381.34
Oct-Dec	1365.33	840.48	1425.20	1052.01	1711.56	1054.23	1083.40	873.38	1875.71	1391.17
Jan-Mar	1407.91	849.44	1463.98	1072.34	1784.71	1061.03	1104.26	930.61	1937.80	1487.18
Apr-Jun	1408.02	826.03	1504.91	996.75	1846.69	1025.83	1142.45	934.85	1786.47	1574.82
2014-15 Jul-Sep	1441.98	882.91	1551.52	1050.88	1810.84	1040.06	1218.48	993.38	1889.96	1701.41
Oct-Dec	1401.74	893.21	1590.81	1065.79	1530.17	1056.54	1254.97	1030.45	1969.44	1807.08
Jan-Mar	1376.64	895.47	1651.30	1039.03	1443.70	1006.23	1256.20	1044.23	1995.28	1892.80
Apr-Jun	1398.50	893.54	1688.98	1036.61	1416.75	1048.50	1296.34	1037.49	2086.41	2016.39
2015-16 Jul-Sep *	1328.20	819.90	1670.50	994.97	1377.68	1032.17	1175.87	905.12	1926.97	2242.88

\* Provisional

### 10.19 Index Numbers of Quantum of Exports by Groups (1990-91=100)

Year/Quarter	All groups	Food and Live animals	Beverages & Tobacco	Crude materials inedible except fuels	Mineral fuels & Lubricants	Chemicals	Manufactured goods	Machinery & Transport equipment	Misc. manufactured articles
2010-11	198.41	286.92	314.18	199.10	333.36	1033.09	180.52	2806.15	198.34
2011-12	167.36	264.12	367.35	282.00	410.62	1301.40	157.00	2077.59	164.87
2012-13	202.86	242.21	238.64	343.79	37.89	992.45	191.87	2014.32	181.50
2013-14	229.80	280.96	175.45	447.47	409.09	1010.41	189.96	2056.66	226.38
2014-15	195.45	224.40	100.30	264.75	176.22	973.58	181.68	3964.39	201.19
2010-11 Jul-Sep	171.90	234.32	274.00	48.34	310.57	1052.36	168.17	2713.18	190.87
Oct-Dec	190.23	257.32	182.25	105.16	394.62	1244.86	181.35	2986.54	196.39
Jan-Mar	208.47	300.04	354.70	324.40	309.57	882.63	181.02	3404.45	203.65
Apr-Jun	223.05	356.00	445.76	318.50	318.66	952.51	191.55	2120.43	202.43
2011-12 Jul-Sep	123.61	226.97	338.73	258.06	397.91	1195.14	153.61	1693.48	168.03
Oct-Dec	169.87	245.98	350.96	342.16	405.61	1260.20	146.42	1741.42	145.37
Jan-Mar	181.51	273.36	342.68	403.10	392.32	1443.70	151.76	2986.15	158.70
Apr-Jun	194.44	310.16	437.04	124.69	446.65	1306.54	176.19	1889.30	187.37
2012-13 Jul-Sep	182.10	193.42	203.51	300.83	29.33	962.68	175.53	2240.25	165.88
Oct-Dec	201.62	219.24	268.01	357.97	6.46	948.78	196.72	2835.50	174.64
Jan-Mar	208.98	289.31	307.37	350.05	53.72	840.47	192.71	1390.01	179.90
Apr-Jun	218.73	266.88	175.65	366.29	62.03	1217.85	202.51	1591.51	205.57
2013-14 Jul-Sep	242.65	254.75	215.28	392.89	1298.61	1052.88	213.28	1226.96	241.61
Oct-Dec	220.69	279.96	59.50	463.12	4.22	691.05	190.14	911.18	229.81
Jan-Mar	218.37	336.65	69.11	350.89	247.03	1153.88	186.44	4061.10	208.14
Apr-Jun	237.48	252.47	357.92	582.97	86.50	1143.82	170.28	2027.38	225.97
2014-15 Jul-Sep	201.64	189.93	90.87	389.05	361.14	952.31	183.05	4343.64	202.72
Oct-Dec	205.65	266.45	51.38	333.54	123.62	1240.35	187.56	3283.23	194.18
Jan-Mar	197.74	235.44	74.56	246.63	85.83	790.96	183.40	3932.27	205.36
Apr-Jun	176.75	205.76	184.39	89.77	134.28	910.69	172.69	4298.43	202.50
2015-16 Jul-Sep *	187.10	183.52	68.33	285.36	76.97	1029.59	176.67	3211.01	194.95

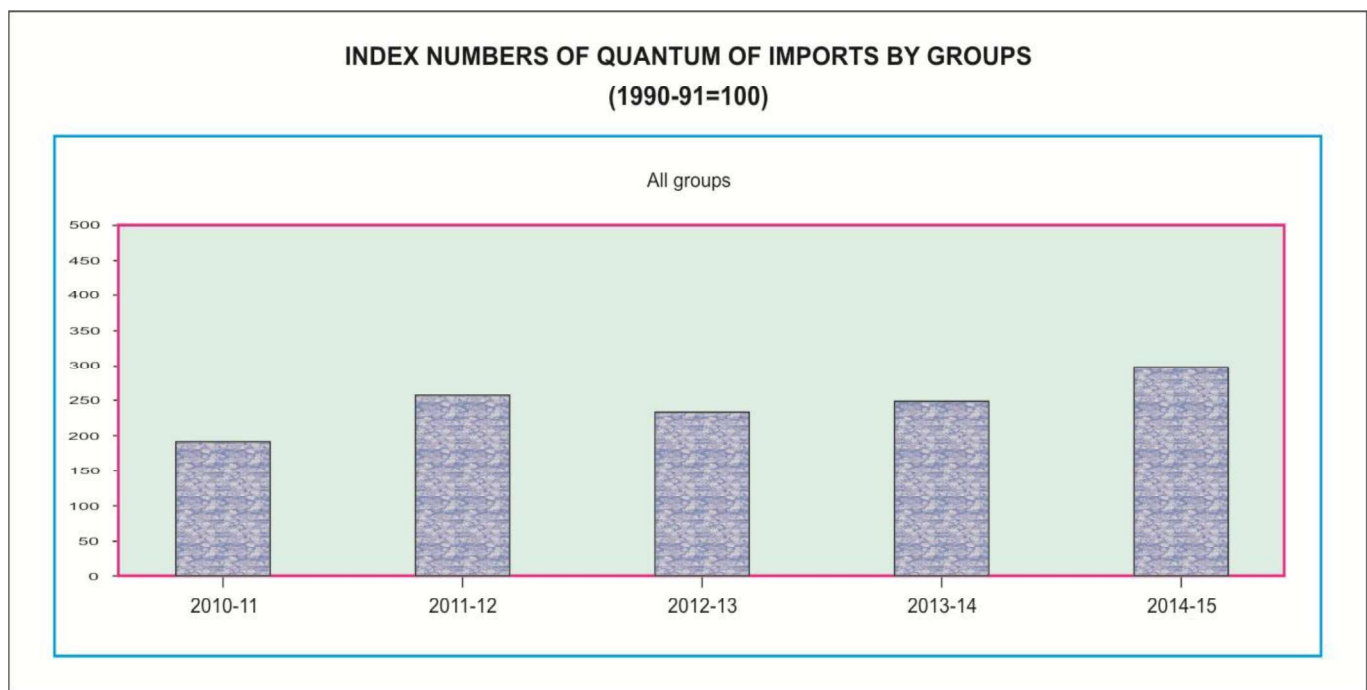
\*Provisional



## 10.20 Index Numbers of Quantum of Imports by Groups ( 1990-91=100 )

Year/Quarter	All groups	Food and Live animals	Beverages & Tobacco	Crude materials inedible except fuels	Mineral fuels & Lubricants	Animal or Veg. oils & Fats	Chemicals	Manufactured goods	Machinery & Transport equipment	Misc. manufactured articles
2010-11	191.60	164.44	279.53	372.91	154.15	90.93	202.59	180.73	232.67	194.23
2011-12	256.47	321.01	371.65	473.88	197.46	121.87	290.92	241.91	280.01	288.73
2012-13	234.02	186.86	275.65	413.29	190.89	141.68	240.54	249.49	266.44	261.26
2013-14	249.40	162.10	317.18	491.04	185.66	182.37	253.03	312.32	283.06	286.91
2014-15	299.74	222.61	317.90	531.02	175.67	179.33	271.01	345.01	478.50	307.93
2010-11 Jul-Sep	248.97	158.42	296.08	524.15	182.44	144.57	276.67	221.66	312.20	297.65
Oct-Dec	261.69	326.59	310.45	368.01	241.54	118.61	261.06	259.08	299.36	220.06
Jan-Mar	255.72	172.75	511.57	599.46	192.62	100.52	272.62	242.19	319.12	259.22
Apr-Jun	243.83	142.78	560.71	388.27	231.20	127.06	271.01	221.30	290.85	285.27
2011-12 Jul-Sep	240.84	277.16	347.08	300.55	194.84	114.21	304.19	247.39	261.99	225.28
Oct-Dec	265.20	330.05	344.55	647.69	194.63	119.56	315.83	235.90	261.50	260.87
Jan-Mar	246.02	383.47	403.56	497.72	188.47	102.72	277.36	223.66	241.95	398.43
Apr-Jun	273.80	293.36	391.41	449.55	211.89	151.00	266.31	260.67	354.59	270.34
2012-13 Jul-Sep	233.97	153.48	320.06	335.17	199.90	165.49	246.32	226.37	289.12	221.18
Oct-Dec	229.54	203.59	244.78	355.04	192.53	115.62	250.79	260.53	247.53	297.57
Jan-Mar	223.34	205.75	273.94	531.28	168.62	148.57	209.02	245.75	221.78	281.19
Apr-Jun	249.22	184.62	263.80	431.66	202.50	137.03	256.03	265.29	307.32	245.10
2013-14 Jul-Sep	218.67	122.34	261.56	396.94	181.66	174.34	244.11	206.78	263.81	229.50
Oct-Dec	268.58	171.23	341.53	584.51	196.34	167.22	261.77	508.73	227.47	235.11
Jan-Mar	257.81	167.02	354.12	578.98	169.03	175.06	258.74	280.99	321.79	278.09
Apr-Jun	252.54	187.81	311.51	403.73	195.60	212.84	247.49	252.77	319.16	305.94
2014-15 Jul-Sep	302.77	322.99	416.31	354.13	197.29	189.47	275.38	273.72	521.40	302.25
Oct-Dec	303.82	229.82	369.89	685.69	185.39	167.77	270.55	274.76	470.31	296.49
Jan-Mar	290.10	174.63	205.90	595.97	129.32	163.79	258.24	482.00	428.76	371.67
Apr-Jun *	302.25	162.98	279.49	488.27	190.67	196.30	279.88	349.54	493.54	261.29
2015-16 Jul-Sep	290.52	292.22	311.01	375.83	146.92	212.82	245.87	284.84	513.14	407.12

\*Provisional



### 10.21 TRADE IN SERVICES (SUMMARY) SEPTEMBER, 2015

Rs. In Million  
Dollars in Thousands

Description	* September, 2015		** August, 2015		% Change in September, 2015 over August, 2015	
	Rs	\$	Rs	\$	Rs	\$
Export of Services (TOTAL)	67,381.01	646,608.47	27,745.80	271,124.43	142.85	138.49
1.Manufacturing services on physical inputs owned by others	0.00	0.00	0.00	0.00	0.00	0.00
2.Maintenance and repair services n.i.e.	103.16	990.00	60.38	590.00	70.85	67.80
3. Transport	4,998.80	47,970.00	4,968.42	48,550.00	0.61	-1.19
4. Travel	2,404.05	23,070.00	2,377.26	23,230.00	1.13	-0.69
5.Construction services	125.05	1,200.00	180.11	1,760.00	-30.57	-31.82
6. Insurance and Pension services	180.27	1,730.00	234.36	2,290.00	-23.08	-24.45
7. Financial services	320.96	3,080.00	503.49	4,920.00	-36.25	-37.40
8. Charges for the use of intellectual services	270.94	2,600.00	46.05	450.00	488.36	477.78
9. Telecommunication, Computer and information services	5,946.04	57,060.00	5,704.20	55,740.00	4.24	2.37
10. Other business services	5,964.64	57,238.47	6,445.58	62,984.43	-7.46	-9.12
11. Personal, cultural, and recreational services	210.50	2,020.00	116.66	1,140.00	80.44	77.19
12. Government services, n.i.e.	46,856.60	449,650.00	7,109.29	69,470.00	559.09	547.26
Import of Services (TOTAL)	55,388.08	531,521.00	62,739.93	613,077.00	-11.72	-13.30
1.Manufacturing services on physical inputs owned by others	0.00	0.00	0.00	0.00	0.00	0.00
2.Maintenance and repair services n.i.e.	1,033.73	9,920.00	1,004.94	9,820.00	2.86	1.02
3. Transport	21,281.21	204,221.00	22,212.17	217,051.00	-4.19	-5.91
4. Travel	9,677.70	92,870.00	18,718.30	182,910.00	-48.30	-49.23
5.Construction services	0.00	0.00	5.12	50.00	-100.00	-100.00
6. Insurance and Pension services	2,891.74	27,750.00	2,049.79	20,030.00	41.07	38.54
7. Financial services	1,649.59	15,830.00	715.33	6,990.00	130.61	126.47
8. Charges for the use of intellectual services	1,442.22	13,840.00	1,750.97	17,110.00	-17.63	-19.11
9. Telecommunication, Computer and information services	2,714.58	26,050.00	2,843.92	27,790.00	-4.55	-6.26
10. Other business services	11,129.27	106,800.00	10,634.76	103,920.00	4.65	2.77
11. Personal, cultural, and recreational services	86.49	830.00	41.55	406.00	108.16	104.43
12. Government services, n.i.e.	3,481.55	33,410.00	2,763.08	27,000.00	26.00	23.74

Description	* July - September 2015		July - September 2014		% Change in July - September, 2015 over July - September, 2014	
	Rs	\$	Rs	\$	Rs	\$
Export of Services (TOTAL)	162,563.36	1,582,061.51	175,034.36	1,744,028.02	-7.12	-9.29
1.Manufacturing services on physical inputs owned by others	0.00	0.00	0.00	0.00	0.00	0.00
2.Maintenance and repair services n.i.e.	177.76	1,730.00	272.99	2,720.00	-34.88	-36.40
3. Transport	14,857.22	144,590.00	34,355.98	342,320.00	-56.76	-57.76
4. Travel	7,136.28	69,450.00	6,825.42	68,009.00	4.55	2.12
5.Construction services	501.44	4,880.00	798.88	7,960.00	-37.23	-38.69
6. Insurance and Pension services	639.14	6,220.00	1,305.72	13,010.00	-51.05	-52.19
7. Financial services	1,603.99	15,610.00	2,296.29	22,880.00	-30.15	-31.77
8. Charges for the use of intellectual services	373.00	3,630.00	205.74	2,050.00	81.30	77.07
9. Telecommunication, Computer and information services	18,199.80	177,120.00	19,697.07	196,260.00	-7.60	-9.75
10. Other business services	23,655.71	230,216.51	21,185.17	211,087.02	11.66	9.06
11. Personal, cultural, and recreational services	460.85	4,485.00	293.26	2,922.00	57.15	53.49
12. Government services, n.i.e.	94,958.17	924,130.00	87,797.84	874,810.00	8.16	5.64
Import of Services (TOTAL)	178,484.33	1,737,004.00	241,098.79	2,402,287.00	-25.97	-27.69
1.Manufacturing services on physical inputs owned by others	0.00	0.00	0.00	0.00	0.00	0.00
2.Maintenance and repair services n.i.e.	3,037.41	29,560.00	1,591.74	15,860.00	90.82	86.38
3. Transport	66,321.93	645,443.00	116,981.16	1,165,590.00	-43.31	-44.63
4. Travel	38,763.99	377,250.00	45,988.96	458,230.00	-15.71	-17.67
5.Construction services	7.19	70.00	222.80	2,220.00	-96.77	-96.85
6. Insurance and Pension services	5,965.90	58,060.00	6,933.73	69,087.00	-13.96	-15.96
7. Financial services	3,109.34	30,260.00	6,971.16	69,460.00	-55.40	-56.44
8. Charges for the use of intellectual services	4,619.83	44,960.00	3,310.95	32,990.00	39.53	36.28
9. Telecommunication, Computer and information services	9,924.00	96,580.00	9,585.60	95,510.00	3.53	1.12
10. Other business services	34,829.54	338,960.00	33,564.24	334,431.00	3.77	1.35
11. Personal, cultural, and recreational services	194.31	1,891.00	181.55	1,809.00	7.03	4.53
12. Government services, n.i.e.	11,710.89	113,970.00	15,766.90	157,100.00	-25.72	-27.45

\* Provisional figures based on figures provided by the State Bank of Pakistan.

\*\* Revised by SBP

Note:- SBP has switched over from BPM- to BPM 6th addition from July, 2014.

Note:- Dollar value is converted into Rupees on monthly average exchange rate provided by SBP.

September, 2015 (1\$=Rs. 104.206806 ), August, 2015 (1\$=Rs. 102.336099) and September, 2014 (1\$=Rs. 102.342495 ) respectively.

## 10.22 Exports of Services by Sectors (Detailed) (Monthly)

Description	Rs. in Millions Dollars in Thousands									
	* September, 2015		** August, 2015		** September, 2014		% Change in September, 2015 over			
							August, 2015		September, 2014	
	Rs	\$	Rs	\$	Rs	\$	Rs	\$	Rs	\$
Services	<u>67,381.01</u>	<u>646,608.47</u>	<u>27,745.80</u>	<u>271,124.43</u>	<u>70,969.76</u>	<u>693,453.50</u>	142.85	138.49	-5.06	-6.76
1.Manufacturing services on physical inputs owned by	0.00	0.00	0.00	0.00	0.00	0.00	0.00	0.00	0.00	0.00
1.1 Goods for processing in reporting economy	0.00	0.00	0.00	0.00	0.00	0.00	0.00	0.00	0.00	0.00
1.2 Goods for processing abroad	0.00	0.00	0.00	0.00	0.00	0.00	0.00	0.00	0.00	0.00
2.Maintenance and repair services n.i.e.	103.16	990.00	60.38	590.00	68.57	670.00	70.85	67.80	50.44	47.76
3. Transport	4,998.80	47,970.00	4,968.42	48,550.00	10,542.30	103,010.00	0.61	-1.19	-52.58	-53.43
3.1 Sea transport	180.28	1,730.00	202.63	1,980.00	2,269.96	22,180.00	-11.03	-12.63	-92.06	-92.20
3.1.1 Passenger	0.00	0.00	0.00	0.00	0.00	0.00	0.00	0.00	0.00	0.00
3.1.2 Freight	69.82	670.00	68.57	670.00	289.63	2,830.00	1.82	0.00	-75.89	-76.33
3.1.3 Other	110.46	1,060.00	134.06	1,310.00	1,980.33	19,350.00	-17.60	-19.08	-94.42	-94.52
3.2 Air transport	4,775.80	45,830.00	4,707.46	46,000.00	8,261.08	80,720.00	1.45	-0.37	-42.19	-43.22
3.1.1 Passenger	4,474.64	42,940.00	4,401.48	43,010.00	5,240.96	51,210.00	1.66	-0.16	-14.62	-16.15
3.1.2 Freight	60.44	580.00	59.35	580.00	1,079.71	10,550.00	1.84	0.00	-94.40	-94.50
3.1.3 Other	240.72	2,310.00	246.63	2,410.00	1,940.41	18,960.00	-2.40	-4.15	-87.59	-87.82
3.3 Road transport	41.68	400.00	58.33	570.00	3.07	30.00	-28.54	-29.82	1257.65	1233.33
3.3.1 Passenger	0.00	0.00	0.00	0.00	0.00	0.00	0.00	0.00	0.00	0.00
3.3.2 Freight	41.68	400.00	58.33	570.00	3.07	30.00	-28.54	-29.82	1257.65	1233.33
3.3.3 Other	0.00	0.00	0.00	0.00	0.00	0.00	0.00	0.00	0.00	0.00
3.4 Rail transport	0.00	0.00	0.00	0.00	0.00	0.00	0.00	0.00	0.00	0.00
3.4.1 Passenger	0.00	0.00	0.00	0.00	0.00	0.00	0.00	0.00	0.00	0.00
3.4.2 Freight	0.00	0.00	0.00	0.00	0.00	0.00	0.00	0.00	0.00	0.00
3.4.3 Other	0.00	0.00	0.00	0.00	0.00	0.00	0.00	0.00	0.00	0.00
3.5 Postal and courier services	1.04	10.00	0.00	0.00	8.19	80.00	100.00	100.00	-87.30	-87.50
3.6 Electricity transmission	0.00	0.00	0.00	0.00	0.00	0.00	0.00	0.00	0.00	0.00
3.7 Other supporting and auxiliary transport service	0.00	0.00	0.00	0.00	0.00	0.00	0.00	0.00	0.00	0.00
4. Travel	2,404.05	23,070.00	2,377.26	23,230.00	2,244.68	21,933.00	1.13	-0.69	7.10	5.18
4.1 Business	33.35	320.00	18.42	180.00	31.73	310.00	81.05	77.78	5.11	3.23
4.1.1 Acquisition of goods and services by border, seasonal,	0.00	0.00	0.00	0.00	0.00	0.00	0.00	0.00	0.00	0.00
4.1.2 Other	33.35	320.00	18.42	180.00	31.73	310.00	81.05	77.78	5.11	3.23
4.2 Personal	2,370.70	22,750.00	2,358.84	23,050.00	2,212.95	21,623.00	0.50	-1.30	7.13	5.21
4.2.1 Health-related expenditure	6.25	60.00	19.44	190.00	4.09	40.00	-67.85	-68.42	52.81	50.00
4.2.2 Education-related expenditure	27.09	260.00	18.42	180.00	34.80	340.00	47.07	44.44	-22.16	-23.53
4.2.3 Other	2,337.36	22,430.00	2,320.98	22,680.00	2,174.06	21,243.00	0.71	-1.10	7.51	5.59
4.2.3.1 Religious travel	0.00	0.00	0.00	0.00	0.00	0.00	0.00	0.00	0.00	0.00
4.2.3.2 Other	2,337.36	22,430.00	2,320.98	22,680.00	2,174.06	21,243.00	0.71	-1.10	7.51	5.59
5.Construction services	125.05	1,200.00	180.11	1,760.00	199.57	1,950.00	-30.57	-31.82	-37.34	-38.46
5.1 Construction abroad	125.05	1,200.00	180.11	1,760.00	199.57	1,950.00	-30.57	-31.82	-37.34	-38.46
5.2 Construction in the compiling economy	0.00	0.00	0.00	0.00	0.00	0.00	0.00	0.00	0.00	0.00
6. Insurance and Pension services	180.27	1,730.00	234.36	2,290.00	941.56	9,200.00	-23.08	-24.45	-80.85	-81.20
6.1 Direct Insurance	109.52	1,051.03	121.84	1,190.53	139.31	1,361.14	-10.11	-11.72	-21.38	-22.78
6.1.1 Life insurance	4.28	41.03	1.08	10.53	0.12	1.14	296.30	289.68	3466.67	3492.73
6.1.2 Freight insurance	2.08	20.00	3.07	30.00	3.07	30.00	-32.25	-33.33	-32.25	-33.33
6.1.3 Other direct insurance	103.16	990.00	117.69	1,150.00	136.12	1,330.00	-12.35	-13.91	-24.21	-25.56
6.2 Reinsurance	61.83	593.33	106.39	1,039.62	801.86	7,835.10	-41.88	-42.93	-92.29	-92.43
6.3 Auxiliary insurance services	8.92	85.64	6.13	59.85	0.39	3.76	45.51	43.08	2187.18	2175.82
6.4 Pension and standardized guarantee services	0.00	0.00	0.00	0.00	0.00	0.00	0.00	0.00	0.00	0.00

Contd.



## 10.22 Exports of Services by Sectors (Detailed) (Monthly)

Description	Rs. in Millions Dollars in Thousands									
	* September, 2015		** August, 2015		** September, 2014		% Change in September, 2015 over			
	Rs	\$	Rs	\$	Rs	\$	August, 2015		September, 2014	
							Rs	\$	Rs	\$
7. Financial services	320.96	3080.00	503.49	4920.00	988.63	9660.00	-36.25	-37.40	-67.53	-68.12
7.1 Explicitly charged and other financial services	320.96	3080.00	503.49	4920.00	681.60	6660.00	-36.25	-37.40	-52.91	-53.75
7.2 Financial intermediation service charges indirectly measured (FISIM)	0.00	0.00	0.00	0.00	307.03	3000.00	0.00	0.00	-100.00	-100.00
8. Charges for the use of intellectual services	270.94	2600.00	46.05	450.00	39.91	390.00	488.36	477.78	578.88	566.67
9. Telecommunication, Computer and information services	5946.04	57060.00	5704.20	55740.00	6254.15	61110.00	4.24	2.37	-4.93	-6.63
9.1 Telecommunications services	2148.74	20620.00	2253.44	22020.00	2989.42	29210.00	-4.65	-6.36	-28.12	-29.41
9.1.1 Call centres	507.66	4871.68	633.65	6191.86	477.85	4669.13	-19.88	-21.32	6.24	4.34
9.1.2 Telecommunication services	1641.08	15748.32	1619.79	15828.14	2511.57	24540.87	1.31	-0.50	-34.66	-35.83
9.2 Computer services	3785.83	36330.00	3433.37	33550.00	3262.68	31880.00	10.27	8.29	16.03	13.96
9.2.1 Hardware consultancy services	15.03	144.23	11.02	107.67	2.16	21.11	36.39	33.95	595.83	583.28
9.2.2 Software consultancy services	830.86	7973.20	889.28	8689.80	722.29	7057.61	-6.57	-8.25	15.03	12.97
9.2.3 Maintenance & repairs of computer	2.15	20.59	0.00	0.00	0.34	3.30	100.00	100.00	532.35	523.94
9.2.4 Export / Import of Computer Software	2215.90	21264.47	2045.68	19989.86	2202.02	21516.14	8.32	6.38	0.63	-1.17
9.2.5 Other Computer services	721.89	6927.52	487.39	4762.66	335.87	3281.84	48.11	45.45	114.93	111.09
9.3 Information services	11.47	110.00	17.39	170.00	2.05	20.00	-34.04	-35.29	459.51	450.00
9.3.1 News agency services	5.77	55.34	3.84	37.55	1.35	13.16	50.26	47.37	327.41	320.48
9.3.2 Other information services	5.70	54.66	13.55	132.45	0.70	6.84	-57.93	-58.73	714.29	699.25
10. Other business services	5964.64	57238.47	6445.58	62984.43	6786.38	66310.50	-7.46	-9.12	-12.11	-13.68
10.1 Research and development services	45.85	440.00	33.77	330.00	75.73	740.00	35.77	33.33	-39.46	-40.54
10.2 Professional and management consulting services	1599.58	15350.00	1265.90	12370.00	1452.24	14190.00	26.36	24.09	10.15	8.17
10.2.1 Legal, accounting, management consulting, and public relations	1269.24	12180.00	965.03	9430.00	1226.06	11980.00	31.52	29.16	3.52	1.67
10.2.1.1 Legal services	85.45	820.00	45.03	440.00	99.27	970.00	89.76	86.36	-13.92	-15.46
10.2.1.2 Accounting, auditing, bookkeeping, and tax consulting services	105.25	1010.00	81.87	800.00	40.94	400.00	28.56	26.25	157.08	152.50
10.2.1.3 Business and management consulting and public relations services	1078.54	10350.00	838.13	8190.00	1085.85	10610.00	28.68	26.37	-0.67	-2.45
10.2.2 Advertising, market research, and public opinion polling	330.34	3170.00	300.87	2940.00	226.18	2210.00	9.79	7.82	46.05	43.44
10.3 Technical, trade-related and other business services	4319.21	41448.47	5145.91	50284.43	5258.41	51380.50	-16.07	-17.57	-17.86	-19.33
10.3.1 Architectural, engineering, scientific and other technical services	229.25	2200.00	608.90	5950.00	560.84	5480.00	-62.35	-63.03	-59.12	-59.85
10.3.2 Waste treatment and de-pollution, agricultural and mining services	4.17	40.00	9.21	90.00	1.02	10.00	-54.72	-55.56	308.82	300.00
10.3.3 Operating leasing services	5.21	50.00	4.09	40.00	0.00	0.00	27.38	25.00	100.00	100.00
10.3.4 Trade-related services	78.73	755.53	59.20	578.50	20.10	196.37	32.99	30.60	291.69	284.75
10.3.5 Other business services n.i.e.	4001.85	38402.94	4464.51	43625.93	4676.45	45694.14	-10.36	-11.97	-14.43	-15.96
11. Personal, cultural, and recreational services	210.50	2020.00	116.66	1140.00	137.13	1340.00	80.44	77.19	53.50	50.75
11.1 Audiovisual and related services	192.78	1850.00	69.59	680.00	126.90	1240.00	177.02	172.06	51.91	49.19
11.1.1 Audiovisual services	177.15	1700.00	69.35	677.64	45.21	441.80	155.44	150.87	291.84	284.79
11.1.2 Artistic related services	15.63	150.00	0.24	2.36	81.69	798.20	6412.50	6261.32	-80.87	-81.21
11.2 Other personal, cultural, and recreational services	17.72	170.00	47.07	460.00	10.23	100.00	-62.35	-63.04	73.22	70.00
12. Government services, n.i.e.	46856.60	449650.00	7109.29	69470.00	42766.88	417880.00	559.09	547.26	9.56	7.60
12.1 Embassies and consulates	2663.53	25560.00	3422.12	33440.00	2840.00	27750.00	-22.17	-23.56	-6.21	-7.89
12.2 Military units and agencies	815.94	7830.00	49.12	480.00	115.65	1130.00	1561.12	1531.25	605.53	592.92
12.3 Other	43377.13	416260.00	3638.05	35550.00	39811.23	389000.00	1092.32	1070.91	8.96	7.01

\* Provisional \*\* Revised

Note: 1. The data are presented as per 6(EBOPS0.002010) classification aligned with MSITS0.00 2010 classification

### 10.23 Exports of Services by Sectors (Detail) (Cumulative)

Rs. in Millions  
Dollars in Thousands

Description	* July - September, 2015		** July - September, 2014		% Change in July - September, 2015 over July - September, 2014	
	Rs	\$	Rs	\$	Rs	\$
	Services	<u>162,563.36</u>	<u>1,582,061.51</u>	<u>175,034.36</u>	<u>1,744,028.02</u>	-7.12
1.Manufacturing services on physical inputs owned by others	0.00	0.00	0.00	0.00	0.00	0.00
1.1 Goods for processing in reporting economy	0.00	0.00	0.00	0.00	0.00	0.00
1.2 Goods for processing abroad	0.00	0.00	0.00	0.00	0.00	0.00
2.Maintenance and repair services n.i.e.	177.76	1,730.00	272.99	2,720.00	-34.88	-36.40
3. Transport	14,857.22	144,590.00	34,355.98	342,320.00	-56.76	-57.76
3.1 Sea transport	565.15	5,500.00	7,051.45	70,260.00	-91.99	-92.17
3.1.1 Passenger	0.00	0.00	0.00	0.00	0.00	0.00
3.1.2 Freight	206.54	2,010.00	673.43	6,710.00	-69.33	-70.04
3.1.3 Other	358.61	3,490.00	6,378.02	63,550.00	-94.38	-94.51
3.2 Air transport	14,168.76	137,890.00	27,239.30	271,410.00	-47.98	-49.19
3.1.1 Passenger	13,255.28	129,000.00	16,538.68	164,790.00	-19.85	-21.72
3.1.2 Freight	178.79	1,740.00	2,446.83	24,380.00	-92.69	-92.86
3.1.3 Other	734.69	7,150.00	8,253.79	82,240.00	-91.10	-91.31
3.3 Road transport	121.25	1,180.00	51.18	510.00	136.91	131.37
3.3.1 Passenger	0.00	0.00	0.00	0.00	0.00	0.00
3.3.2 Freight	121.25	1,180.00	51.18	510.00	136.91	131.37
3.3.3 Other	0.00	0.00	0.00	0.00	0.00	0.00
3.4 Rail transport	0.00	0.00	0.00	0.00	0.00	0.00
3.4.1 Passenger	0.00	0.00	0.00	0.00	0.00	0.00
3.4.2 Freight	0.00	0.00	0.00	0.00	0.00	0.00
3.4.3 Other	0.00	0.00	0.00	0.00	0.00	0.00
3.5 Postal and courier services	2.06	20.00	14.05	140.00	-85.34	-85.71
3.6 Electricity transmission	0.00	0.00	0.00	0.00	0.00	0.00
3.7 Other supporting and auxiliary transport service	0.00	0.00	0.00	0.00	0.00	0.00
4. Travel	7,136.28	69,450.00	6,825.42	68,009.00	4.55	2.12
4.1 Business	71.93	700.00	205.74	2,050.00	-65.04	-65.85
4.1.1 Acquisition of goods and services by border, seasonal, and other short-	0.00	0.00	0.00	0.00	0.00	0.00
4.1.2 Other	71.93	700.00	205.74	2,050.00	-65.04	-65.85
4.2 Personal	7,064.35	68,750.00	6,619.68	65,959.00	6.72	4.23
4.2.1 Health-related expenditure	38.02	370.00	57.21	570.00	-33.54	-35.09
4.2.2 Education-related expenditure	118.17	1,150.00	100.36	1,000.00	17.75	15.00
4.2.3 Other	6,908.16	67,230.00	6,462.11	64,389.00	6.90	4.41
4.2.3.1 Religious travel	0.00	0.00	11.11	111.79	-100.00	-100.00
4.2.3.2 Other	6,908.16	67,230.00	6,451.00	64,277.21	7.09	4.59
5.Construction services	501.44	4,880.00	798.88	7,960.00	-37.23	-38.69
5.1 Construction abroad	501.44	4,880.00	798.88	7,960.00	-37.23	-38.69
5.2 Construction in the compiling economy	0.00	0.00	0.00	0.00	0.00	0.00
6. Insurance and Pension services	639.14	6,220.00	1,305.72	13,010.00	-51.05	-52.19
6.1 Direct Insurance	331.50	3,226.09	198.87	1,981.48	66.69	62.81
6.1.1 Life insurance	8.85	86.09	2.16	21.48	309.72	300.73
6.1.2 Freight insurance	8.22	80.00	9.03	90.00	-8.97	-11.11
6.1.3 Other direct insurance	314.43	3,060.00	187.68	1,870.00	67.54	63.64
6.2 Reinsurance	283.38	2,757.85	1,106.47	11,024.75	-74.39	-74.98
6.3 Auxiliary insurance services	24.26	236.06	0.38	3.76	6284.21	6173.19
6.4 Pension and standardized guarantee services	0.00	0.00	0.00	0.00	0.00	0.00

Contd.

### 10.23 Exports of Services by Sectors (Detail) (Cumulative)

Rs. in Millions  
Dollars in Thousands

Description	* July - September, 2015		** July - September, 2014		% Change in July - September, 2015 over July - September, 2014	
	Rs	\$	Rs	\$	Rs	\$
	7. Financial services	1,603.99	15,610.00	2,296.29	22,880.00	-30.15
7.1 Explicitly charged and other financial services	1,603.99	15,610.00	1,362.92	13,580.00	17.69	14.95
7.2 Financial intermediation service charges indirectly measured (FISIM)	0.00	0.00	933.37	9,300.00	-100.00	-100.00
8. Charges for the use of intellectual services	373.00	3,630.00	205.74	2,050.00	81.30	77.07
9. Telecommunication, Computer and information services	18,199.80	177,120.00	19,697.07	196,260.00	-7.60	-9.75
9.1 Telecommunications services	7,458.92	72,590.00	10,273.07	102,360.00	-27.39	-29.08
9.1.1 Call centres	1,816.11	17,674.33	1,385.19	13,801.96	31.11	28.06
9.1.2 Telecommunication services	5,642.81	54,915.67	8,887.88	88,558.04	-36.51	-37.99
9.2 Computer services	10,692.59	104,060.00	9,408.95	93,750.00	13.64	11.00
9.2.1 Hardware consultancy services	39.49	384.35	5.97	59.48	561.47	546.15
9.2.2 Software consultancy services	2,438.39	23,730.33	1,955.16	19,481.06	24.72	21.81
9.2.3 Maintenance & repairs of computer	2.76	26.90	22.16	220.81	-87.55	-87.82
9.2.4 Export / Import of Computer Software	6,564.08	63,881.43	6,144.90	61,227.25	6.82	4.33
9.2.5 Other Computer services	1,647.87	16,036.98	1,280.76	12,761.40	28.66	25.67
9.3 Information services	48.29	470.00	15.05	150.00	220.86	213.33
9.3.1 News agency services	25.93	252.35	8.27	82.42	213.54	206.17
9.3.2 Other information services	22.36	217.65	6.78	67.58	229.79	222.07
10. Other business services	23,655.71	230,216.51	21,185.17	211,087.02	11.66	9.06
10.1 Research and development services	164.41	1,600.00	184.67	1,840.00	-10.97	-13.04
10.2 Professional and management consulting services	4677.37	45520.00	5612.26	55920.00	-16.66	-18.60
10.2.1 Legal, accounting, management consulting, and public relations	3,773.13	36,720.00	4,867.57	48,500.00	-22.48	-24.29
10.2.1.1 Legal services	210.65	2,050.00	368.33	3,670.00	-42.81	-44.14
10.2.1.2 Accounting, auditing, bookkeeping, and tax consulting services	267.16	2,600.00	126.46	1,260.00	111.26	106.35
10.2.1.3 Business and management consulting and public relations services	3,295.32	32,070.00	4,372.78	43,570.00	-24.64	-26.39
10.2.2 Advertising, market research, and public opinion polling	904.24	8,800.00	744.69	7,420.00	21.43	18.60
10.3 Technical, trade-related and other business services	18,813.93	183,096.51	15,388.24	153,327.02	22.26	19.42
10.3.1 Architectural, engineering, scientific and other technical services	1,983.15	19,300.00	1,051.80	10,480.00	88.55	84.16
10.3.2 Waste treatment and de-pollution, agricultural and mining services	14.39	140.00	13.05	130.00	10.27	7.69
10.3.3 Operating leasing services	18.50	180.00	0.00	0.00	100.00	100.00
10.3.4 Trade-related services	150.85	1,468.03	114.95	1,145.33	31.23	28.17
10.3.5 Other business services n.i.e.	16,647.04	162,008.48	14,208.44	141,571.69	17.16	14.44
11. Personal, cultural, and recreational services	460.85	4,485.00	293.26	2,922.00	57.15	53.49
11.1 Audiovisual and related services	298.50	2,905.00	272.18	2,712.00	9.67	7.12
11.1.1 Audiovisual services	282.81	2,752.27	161.38	1,607.95	75.24	71.17
11.1.2 Artistic related services	15.69	152.73	110.80	1,104.05	-85.84	-86.17
11.2 Other personal, cultural, and recreational services	162.35	1,580.00	21.08	210.00	670.16	652.38
12. Government services, n.i.e.	94,958.17	924,130.00	87,797.84	874,810.00	8.16	5.64
12.1 Embassies and consulates	9,005.37	87,640.00	6,866.78	68,420.00	31.14	28.09
12.2 Military units and agencies	1,456.03	14,170.00	513.85	5,120.00	183.36	176.76
12.3 Other	84,496.77	822,320.00	80,417.21	801,270.00	5.07	2.63

\* Provisional \*\* Revised

Note: 1. The data are presented as per 6(EBOPS0.002010) classification aligned with MSITS0.00 2010 classification

## 10.24 Imports of Services by Sectors (Detailed) (Monthly)

Description	Rs. in Millions Dollars in Thousands									
	* September, 2015		** August, 2015		** September, 2014		% Change in September, 2015 over			
							August, 2015		September, 2014	
	Rs	\$	Rs	\$	Rs	\$	Rs	\$	Rs	\$
Services	<u>55,388.08</u>	<u>531,521.00</u>	<u>62,739.93</u>	<u>613,077.00</u>	<u>86,627.80</u>	<u>846,450.00</u>	-11.72	-13.30	-36.06	-37.21
1.Manufacturing services on physical inputs owned by -----	0.00	0.00	0.00	0.00	0.00	0.00	0.00	0.00	0.00	0.00
1.1 Goods for processing in reporting economy	0.00	0.00	0.00	0.00	0.00	0.00	0.00	0.00	0.00	0.00
1.2 Goods for processing abroad	0.00	0.00	0.00	0.00	0.00	0.00	0.00	0.00	0.00	0.00
2.Maintenance and repair services n.i.e.	1,033.73	9,920.00	1,004.94	9,820.00	517.85	5,060.00	2.86	1.02	99.62	96.05
3. Transport	21,281.21	204,221.00	22,212.17	217,051.00	38,067.33	371,960.00	-4.19	-5.91	-44.10	-45.10
3.1 Sea transport	12,715.31	122,020.00	12,176.98	118,990.00	25,477.14	248,940.00	4.42	2.55	-50.09	-50.98
3.1.1 Passenger	0.00	0.00	0.00	0.00	0.00	0.00	0.00	0.00	0.00	0.00
3.1.2 Freight	11,323.11	108,660.00	10,997.04	107,460.00	24,197.86	236,440.00	2.97	1.12	-53.21	-54.04
3.1.3 Other	1,392.20	13,360.00	1,179.94	11,530.00	1,279.28	12,500.00	17.99	15.87	8.83	6.88
3.2 Air transport	8,354.26	80,170.00	9,801.76	95,780.00	11,624.07	113,580.00	-14.77	-16.30	-28.13	-29.42
3.1.1 Passenger	3,384.64	32,480.00	3,323.88	32,480.00	7,418.81	72,490.00	1.83	0.00	-54.38	-55.19
3.1.2 Freight	1,876.76	18,010.00	2,094.82	20,470.00	2,559.59	25,010.00	-10.41	-12.02	-26.68	-27.99
3.1.3 Other	3,092.86	29,680.00	4,383.06	42,830.00	1,645.67	16,080.00	-29.44	-30.70	87.94	84.58
3.3 Road transport	122.44	1,175.00	130.58	1,276.00	692.96	6,771.00	-6.23	-7.92	-82.33	-82.65
3.3.1 Passenger	0.00	0.00	0.00	0.00	409.37	4,000.00	0.00	0.00	-100.00	-100.00
3.3.2 Freight	117.23	1,125.00	124.44	1,216.00	248.79	2,431.00	-5.79	-7.48	-52.88	-53.72
3.3.3 Other	5.21	50.00	6.14	60.00	34.80	340.00	-15.15	-16.67	-85.03	-85.29
3.4 Rail transport	63.15	606.00	67.03	655.00	133.97	1,309.00	-5.79	-7.48	-52.86	-53.71
3.4.1 Passenger	63.15	606.00	67.03	655.00	133.97	1,309.00	-5.79	-7.48	-52.86	-53.71
3.4.2 Freight	0.00	0.00	0.00	0.00	0.00	0.00	0.00	0.00	0.00	0.00
3.4.3 Other	0.00	0.00	0.00	0.00	0.00	0.00	0.00	0.00	0.00	0.00
3.5 Postal and courier services	26.05	250.00	35.82	350.00	139.19	1,360.00	-27.28	-28.57	-81.28	-81.62
3.6 Electricity transmission	0.00	0.00	0.00	0.00	0.00	0.00	0.00	0.00	0.00	0.00
3.7 Other supporting and auxiliary transport service	0.00		0.00		0.00		0.00	0.00	0.00	0.00
4. Travel	9,677.70	92,870.00	18,718.30	182,910.00	17,530.25	171,290.00	-48.30	-49.23	-44.79	-45.78
4.1 Business	325.13	3,120.00	324.41	3,170.00	207.76	2,030.00	0.22	-1.58	56.49	53.69
4.1.1 Acquisition of goods and services by border, seasonal, and other short-term workers	0.00	0.00	0.00	0.00	0.00	0.00	0.00	0.00	0.00	0.00
4.1.2 Other	325.13	3,120.00	324.41	3,170.00	207.76	2,030.00	0.22	-1.58	56.49	53.69
4.2 Personal	9,352.57	89,750.00	18,393.89	179,740.00	17,322.49	169,260.00	-49.15	-50.07	-46.01	-46.98
4.2.1 Health-related expenditure	22.93	220.00	24.56	240.00	13.30	130.00	-6.64	-8.33	72.41	69.23
4.2.2 Education-related expenditure	844.08	8,100.00	1,056.11	10,320.00	1,398.00	13,660.00	-20.08	-21.51	-39.62	-40.70
4.2.3 Other	8,485.56	81,430.00	17,313.22	169,180.00	15,911.19	155,470.00	-50.99	-51.87	-46.67	-47.62
4.2.3.1 Religious travel	22.97	220.44	7,156.58	69,932.15	2,026.56	19,801.72	-99.68	-99.68	-98.87	-98.89
4.2.3.2 Other	8,462.59	81,209.57	10,156.64	99,247.85	13,884.63	135,668.28	-16.68	-18.17	-39.05	-40.14
5.Construction services	0.00	0.00	5.12	50.00	9.21	90.00	-100.00	-100.00	-100.00	-100.00
5.1 Construction abroad	0.00	0.00	0.00	0.00	0.00	0.00	0.00	0.00	0.00	0.00
5.2 Construction in the compiling economy	0.00	0.00	5.12	50.00	9.21	90.00	-100.00	-100.00	-100.00	-100.00
6. Insurance and Pension services	2,891.74	27,750.00	2,049.79	20,030.00	2,597.75	25,383.00	41.07	38.54	11.32	9.33
6.1 Direct Insurance	163.11	1,565.27	202.57	1,979.45	1,157.44	11,309.55	-19.48	-20.92	-85.91	-86.16
6.1.1 Life insurance	17.22	165.27	0.97	9.45	-0.05	-0.45	1675.26	1648.50	-34540.00	-36422.64
6.1.2 Freight insurance	62.52	600.00	61.40	600.00	536.27	5,240.00	1.82	0.00	-88.34	-88.55
6.1.3 Other direct insurance	83.37	800.00	140.20	1,370.00	621.22	6,070.00	-40.53	-41.61	-86.58	-86.82
6.2 Reinsurance	2,719.54	26,097.50	1,846.33	18,041.83	904.92	8,842.12	47.29	44.65	200.53	195.15
6.3 Auxiliary insurance services	9.09	87.23	0.89	8.72	535.39	5,231.34	921.35	900.25	-98.30	-98.33
6.4 Pension and standardized guarantee services	0.00	0.00	0.00	0.00	0.00	0.00	0.00	0.00	0.00	0.00

Contd.

## 10.24 Imports of Services by Sectors (Detailed) (Monthly)

Description	Rs. in Millions Dollars in Thousands									
	* September, 2015		** August, 2015		** September, 2014		% Change in September, 2015 over			
							August, 2015		September, 2014	
	Rs	\$	Rs	\$	Rs	\$	Rs	\$	Rs	\$
7. Financial services	1,649.59	15,830.00	715.33	6,990.00	3,892.08	38,030.00	130.61	126.47	-57.62	-58.37
7.1 Explicitly charged and other financial services	1,649.59	15,830.00	715.33	6,990.00	3,687.40	36,030.00	130.61	126.47	-55.26	-56.06
7.2 Financial intermediation service charges indirectly measured (FISIM)	0.00	0.00	0.00	0.00	204.68	2,000.00	0.00	0.00	-100.00	-100.00
8. Charges for the use of intellectual services	1,442.22	13,840.00	1,750.97	17,110.00	1,606.78	15,700.00	-17.63	-19.11	-10.24	-11.85
9. Telecommunication, Computer and information services	2,714.58	26,050.00	2,843.92	27,790.00	4,493.85	43,910.00	-4.55	-6.26	-39.59	-40.67
9.1 Telecommunications services	1,137.94	10,920.00	1,569.84	15,340.00	2,901.41	28,350.00	-27.51	-28.81	-60.78	-61.48
9.1.1 Call centres	0.00	0.00	10.20	99.64	0.00	0.00	-100.00	-100.00	0.00	0.00
9.1.2 Telecommunication services	1,137.94	10,920.00	1,559.64	15,240.36	2,901.41	28,350.00	-27.04	-28.35	-60.78	-61.48
9.2 Computer services	1,428.67	13,710.00	1,200.40	11,730.00	1,430.74	13,980.00	19.02	16.88	-0.14	-1.93
9.2.1 Hardware consultancy services	8.39	80.50	0.00	0.00	0.27	2.67	100.00	100.00	3007.41	2919.39
9.2.2 Software consultancy services	1,106.27	10,616.14	885.28	8,650.70	1,030.93	10,073.35	24.96	22.72	7.31	5.39
9.2.3 Maintenance & repairs of computer	55.89	536.38	82.71	808.25	83.89	819.70	-32.43	-33.64	-33.38	-34.56
9.2.4 Export / Import of Computer Software	100.31	962.61	80.55	787.14	53.97	527.36	24.53	22.29	85.86	82.53
9.2.5 Other Computer services	157.81	1,514.37	151.86	1,483.90	261.68	2,556.93	3.92	2.05	-39.69	-40.77
9.3 Information services	147.97	1,420.00	73.68	720.00	161.70	1,580.00	100.83	97.22	-8.49	-10.13
9.3.1 News agency services	105.94	1,016.64	58.72	573.78	96.58	943.66	80.42	77.18	9.69	7.73
9.3.2 Other information services	42.03	403.36	14.96	146.22	65.12	636.34	180.95	175.85	-35.46	-36.61
10. Other business services	11,129.27	106,800.00	10,634.76	103,920.00	12,832.41	125,387.00	4.65	2.77	-13.27	-14.82
10.1 Research and development services	2.08	20.00	10.23	100.00	6.14	60.00	-79.67	-80.00	-66.12	-66.67
10.2 Professional and management consulting services	1,045.19	10,030.00	598.67	5,850.00	945.64	9,240.00	74.59	71.45	10.53	8.55
10.2.1 Legal, accounting, management consulting, and public relations	744.03	7,140.00	362.27	3,540.00	458.49	4,480.00	105.38	101.69	62.28	59.38
10.2.1.1 Legal services	51.06	490.00	106.43	1,040.00	170.91	1,670.00	-52.02	-52.88	-70.12	-70.66
10.2.1.2 Accounting, auditing, bookkeeping, and tax consulting services	65.65	630.00	6.14	60.00	46.05	450.00	969.22	950.00	42.56	40.00
10.2.1.3 Business and management consulting and public relations services	627.32	6,020.00	249.70	2,440.00	241.53	2,360.00	151.23	146.72	159.73	155.08
10.2.2 Advertising, market research, and public opinion polling	301.16	2,890.00	236.40	2,310.00	487.15	4,760.00	27.39	25.11	-38.18	-39.29
10.3 Technical, trade-related and other business services	10,082.00	96,750.00	10,025.86	97,970.00	11,880.63	116,087.00	0.56	-1.25	-15.14	-16.66
10.3.1 Architectural, engineering, scientific and other technical services	670.05	6,430.00	354.08	3,460.00	2,272.00	22,200.00	89.24	85.84	-70.51	-71.04
10.3.2 Waste treatment and de-pollution, agricultural and mining services	1.04	10.00	3.07	30.00	9.21	90.00	-66.12	-66.67	-88.71	-88.89
10.3.3 Operating leasing services	918.06	8,810.00	759.33	7,420.00	1,351.94	13,210.00	20.90	18.73	-32.09	-33.31
10.3.4 Trade-related services	4.92	47.26	9.54	93.22	6.36	62.12	-48.43	-49.30	-22.64	-23.92
10.3.5 Other business services n.i.e.	8,487.93	81,452.74	8,899.84	86,966.78	8,241.12	80,524.88	-4.63	-6.34	2.99	1.15
11. Personal, cultural, and recreational services	86.49	830.00	41.55	406.00	66.52	650.00	108.16	104.43	30.02	27.69
11.1 Audiovisual and related services	82.32	790.00	38.48	376.00	53.22	520.00	113.93	110.11	54.68	51.92
11.1.1 Audiovisual services	60.96	585.04	38.32	374.46	52.69	514.85	59.08	56.24	15.70	13.63
11.1.2 Artistic related services	21.36	204.96	0.16	1.55	0.53	5.15	13250.00	13166.21	3930.19	3876.78
11.2 Other personal, cultural, and recreational services	4.17	40.00	3.07	30.00	13.30	130.00	35.83	33.33	-68.65	-69.23
12. Government services, n.i.e.	3,481.55	33,410.00	2,763.08	27,000.00	5,013.77	48,990.00	26.00	23.74	-30.56	-31.80
12.1 Embassies and consulates	1,336.97	12,830.00	1,305.81	12,760.00	1,334.55	13,040.00	2.39	0.55	0.18	-1.61
12.2 Military units and agencies	18.76	180.00	15.35	150.00	8.19	80.00	22.21	20.00	129.06	125.00
12.3 Other	2,125.82	20,400.00	1,441.92	14,090.00	3,671.03	35,870.00	47.43	44.78	-42.09	-43.13

\* Provisional \*\* Revised

Note: 1. The data are presented as per 6(EBOPS0.002010) classification aligned with MSITS0.00 2010 classification

## 10.25 Imports of Services by Sectors (Detail) (Cumulative)

Rs. in Millions  
Dollars in Thousands

Description	* July - September, 2015		** July - September, 2014		% Change in July - September, 2015 over July - September, 2014	
	Rs	\$	Rs	\$	Rs	\$
	Services	<u>178,484.33</u>	<u>1,737,004.00</u>	<u>241,098.79</u>	<u>2,402,287.00</u>	-25.97
1. Manufacturing services on physical inputs owned by others	0.00	0.00	0.00	0.00	0.00	0.00
1.1 Goods for processing in reporting economy	0.00	0.00	0.00	0.00	0.00	0.00
1.2 Goods for processing abroad	0.00	0.00	0.00	0.00	0.00	0.00
2. Maintenance and repair services n.i.e.	3,037.41	29,560.00	1,591.74	15,860.00	90.82	86.38
3. Transport	66,321.93	645,443.00	116,981.16	1,165,590.00	-43.31	-44.63
3.1 Sea transport	39,414.43	383,580.00	75,157.23	748,860.00	-47.56	-48.78
3.1.1 Passenger	0.00	0.00	0.00	0.00	0.00	0.00
3.1.2 Freight	35,167.60	342,250.00	71,438.81	711,810.00	-50.77	-51.92
3.1.3 Other	4,246.83	41,330.00	3,718.42	37,050.00	14.21	11.55
3.2 Air transport	26,260.87	255,570.00	39,688.23	395,450.00	-33.83	-35.37
3.1.1 Passenger	10,012.36	97,440.00	25,084.53	249,940.00	-60.09	-61.01
3.1.2 Freight	5,629.90	54,790.00	7,917.57	78,890.00	-28.89	-30.55
3.1.3 Other	10,618.61	103,340.00	6,686.13	66,620.00	58.82	55.12
3.3 Road transport	368.58	3,587.00	1,549.79	15,442.00	-76.22	-76.77
3.3.1 Passenger	0.00	0.00	802.90	8,000.00	-100.00	-100.00
3.3.2 Freight	352.14	3,427.00	696.71	6,942.00	-49.46	-50.63
3.3.3 Other	16.44	160.00	50.18	500.00	-67.24	-68.00
3.4 Rail transport	189.68	1,846.00	375.15	3,738.00	-49.44	-50.62
3.4.1 Passenger	189.68	1,846.00	375.15	3,738.00	-49.44	-50.62
3.4.2 Freight	0.00	0.00	0.00	0.00	0.00	0.00
3.4.3 Other	0.00	0.00	0.00	0.00	0.00	0.00
3.5 Postal and courier services	88.37	860.00	210.76	2,100.00	-58.07	-59.05
3.6 Electricity transmission	0.00	0.00	0.00	0.00	0.00	0.00
3.7 Other supporting and auxiliary transport service	0.00	0.00	0.00	0.00	0.00	0.00
4. Travel	38,763.99	377,250.00	45,988.96	458,230.00	-15.71	-17.67
4.1 Business	894.99	8,710.00	492.78	4,910.00	81.62	77.39
4.1.1 Acquisition of goods and services by border, seasonal, and other short-term workers	0.00	0.00	0.00	0.00	0.00	0.00
4.1.2 Other	894.99	8,710.00	492.78	4,910.00	81.62	77.39
4.2 Personal	37,869.00	368,540.00	45,496.18	453,320.00	-16.76	-18.70
4.2.1 Health-related expenditure	70.90	690.00	40.14	400.00	76.63	72.50
4.2.2 Education-related expenditure	3,000.42	29,200.00	5,068.29	50,500.00	-40.80	-42.18
4.2.3 Other	34,797.68	338,650.00	40,387.75	402,420.00	-13.84	-15.85
4.2.3.1 Religious travel	7,660.97	74,556.32	7,520.78	74,936.43	1.86	-0.51
4.2.3.2 Other	27,136.71	264,093.68	32,866.97	327,483.57	-17.43	-19.36
5. Construction services	7.19	70.00	222.80	2,220.00	-96.77	-96.85
5.1 Construction abroad	0.00	0.00	0.00	0.00	0.00	0.00
5.2 Construction in the compiling economy	7.19	70.00	222.80	2,220.00	-96.77	-96.85
6. Insurance and Pension services	5,965.90	58,060.00	6,933.73	69,087.00	-13.96	-15.96
6.1 Direct Insurance	657.41	6,397.93	2,956.69	29,460.15	-77.77	-78.28
6.1.1 Life insurance	18.28	177.93	0.02	0.15	91300.00	117734.44
6.1.2 Freight insurance	308.26	3,000.00	2,036.35	20,290.00	-84.86	-85.21
6.1.3 Other direct insurance	330.87	3,220.00	920.32	9,170.00	-64.05	-64.89
6.2 Reinsurance	5,297.39	51,554.01	3,450.11	34,376.61	53.54	49.97
6.3 Auxiliary insurance services	11.10	108.07	526.93	5,250.24	-97.89	-97.94
6.4 Pension and standardized guarantee services	0.00	0.00	0.00	0.00	0.00	0.00

Contd.

## 10.25 Imports of Services by Sectors (Detail) (Cumulative)

Rs. in Millions  
Dollars in Thousands

Description	* July - September, 2015		** July - September, 2014		% Change in July - September, 2015 over July - September, 2014	
	Rs	\$	Rs	\$	Rs	\$
	7. Financial services	3,109.34	30,260.00	6,971.16	69,460.00	-55.40
7.1 Explicitly charged and other financial services	3,109.34	30,260.00	6,569.71	65,460.00	-52.67	-53.77
7.2 Financial intermediation service charges indirectly measured (FISIM)	0.00	0.00	401.45	4,000.00	-100.00	-100.00
8. Charges for the use of intellectual services	4,619.83	44,960.00	3,310.95	32,990.00	39.53	36.28
9. Telecommunication, Computer and information services	9,924.00	96,580.00	9,585.60	95,510.00	3.53	1.12
9.1 Telecommunications services	6,152.92	59,880.00	4,962.91	49,450.00	23.98	21.09
9.1.1 Call centres	10.24	99.64	0.17	1.72	5923.53	5689.66
9.1.2 Telecommunication services	6,142.68	59,780.36	4,962.74	49,448.28	23.78	20.89
9.2 Computer services	3,435.07	33,430.00	4,162.03	41,470.00	-17.47	-19.39
9.2.1 Hardware consultancy services	9.36	91.09	2.39	23.77	291.63	283.26
9.2.2 Software consultancy services	2,483.07	24,165.20	3,014.49	30,036.06	-17.63	-19.55
9.2.3 Maintenance & repairs of computer	235.84	2,295.23	176.38	1,757.43	33.71	30.60
9.2.4 Export / Import of Computer Software	271.56	2,642.77	220.00	2,192.01	23.44	20.56
9.2.5 Other Computer services	435.24	4,235.71	748.77	7,460.73	-41.87	-43.23
9.3 Information services	336.01	3,270.00	460.66	4,590.00	-27.06	-28.76
9.3.1 News agency services	247.49	2,408.52	307.20	3,060.95	-19.44	-21.31
9.3.2 Other information services	88.52	861.48	153.46	1,529.05	-42.32	-43.66
10. Other business services	34,829.54	338,960.00	33,564.24	334,431.00	3.77	1.35
10.1 Research and development services	21.58	210.00	18.07	180.00	19.42	16.67
10.2 Professional and management consulting services	2,391.09	23,270.00	2,539.17	25,300.00	-5.83	-8.02
10.2.1 Legal, accounting, management consulting, and public relations	1,644.07	16,000.00	1,337.83	13,330.00	22.89	20.03
10.2.1.1 Legal services	565.15	5,500.00	448.62	4,470.00	25.98	23.04
10.2.1.2 Accounting, auditing, bookkeeping, and tax consulting services	75.01	730.00	132.48	1,320.00	-43.38	-44.70
10.2.1.3 Business and management consulting and public relations services	1,003.91	9,770.00	756.73	7,540.00	32.66	29.58
10.2.2 Advertising, market research, and public opinion polling	747.02	7,270.00	1,201.34	11,970.00	-37.82	-39.26
10.3 Technical, trade-related and other business services	32,416.87	315,480.00	31,007.00	308,951.00	4.55	2.11
10.3.1 Architectural, engineering, scientific and other technical services	2,590.43	25,210.00	3,150.37	31,390.00	-17.77	-19.69
10.3.2 Waste treatment and de-pollution, agricultural and mining services	4.11	40.00	9.03	90.00	-54.49	-55.56
10.3.3 Operating leasing services	2,489.73	24,230.00	3,293.89	32,820.00	-24.41	-26.17
10.3.4 Trade-related services	16.44	159.97	136.93	1,364.33	-87.99	-88.27
10.3.5 Other business services n.i.e.	27,316.16	265,840.03	24,416.78	243,286.67	11.87	9.27
11. Personal, cultural, and recreational services	194.31	1,891.00	181.55	1,809.00	7.03	4.53
11.1 Audiovisual and related services	174.79	1,701.00	158.47	1,579.00	10.30	7.73
11.1.1 Audiovisual services	153.28	1,491.68	137.61	1,371.15	11.39	8.79
11.1.2 Artistic related services	21.51	209.32	20.86	207.85	3.12	0.71
11.2 Other personal, cultural, and recreational services	19.52	190.00	23.08	230.00	-15.42	-17.39
12. Government services, n.i.e.	11,710.89	113,970.00	15,766.90	157,100.00	-25.72	-27.45
12.1 Embassies and consulates	3,929.32	38,240.00	4,610.64	45,940.00	-14.78	-16.76
12.2 Military units and agencies	42.13	410.00	95.34	950.00	-55.81	-56.84
12.3 Other	7,739.44	75,320.00	11,060.92	110,210.00	-30.03	-31.66

\* Provisional \*\* Revised

Note: 1. The data are presented as per 6(EBOPS0.002010) classification aligned with MSITS0.00 2010 classification

## REGIONAL AND FIELD OFFICES OF PAKISTAN BUREAU OF STATISTICS

### PUNJAB

**Chief Statistical Officer,**  
Regional Office,  
Pakistan Bureau of Statistics,  
Gul Plaza, (1st & 2nd Floor),  
I.J. Principal Road,  
Near Pindora Chungi,  
Rawalpindi  
Phone: 051- 4411528)  
Fax 051 - 4410474

**Statistical Officer (I/C),**  
Regional Office,  
Pakistan Bureau of Statistics,  
USAID Building,  
Gurumangat Road,  
Gulberg-III,  
Lahore.  
Phone & Fax:042-99263266  
Email:lhrfbs@lhr.comsats.net.pk

**Statistical Officer (I/C),**  
Regional Office,  
Pakistan Bureau of Statistics,  
House # 20, Block-T,  
New Multan Colony, Rahim Chowk,  
Masoom Shah Road,  
Multan.  
Phone & Fax:061-9220177  
E-mail:muxfbs@brain.net.pk

**Chief Statistical Officer,**  
Regional Office,  
Pakistan Bureau of Statistics,  
51-A, Satellite Town,  
Gujranwala.  
Phone & Fax: 055-9200418

**Chief Statistical Officer,**  
Regional Office,  
Pakistan Bureau of Statistics,  
House # 04, Rehman Town,  
Satyana Road,  
Faisalabad.  
Phone & Fax: 041-9220049  
E-mail:fsdfbs@fsd.comsats.net.pk

**Chief Statistical Officer,**  
Regional Office,  
Pakistan Bureau of Statistics,  
House # 5, Aziz Park  
Session Road  
Sargodha  
Phone:048-9230411

**Chief Statistical Officer,**  
Regional Office,  
Pakistan Bureau of Statistics,  
House # 25/B.K.,  
Satellite Town,  
Bahawalpur.  
Phone & Fax: 062-9250026

**Statistical Officer(I/C),**  
Field Office,  
Pakistan Bureau of Statistics,  
Capital Road,  
Near Masjid Abdur Rashid  
Jinnah Town,  
Sialkot.  
Phone & Fax: 052 - 4262644  
E-mail:sktfbs@skt.comsats.net.pk

**Statistical Officer(I/C),**  
Field Office,  
Pakistan Bureau of Statistics,  
Building # 09-D-3(X)  
Amar Colony,  
Jhang Saddar.  
Phone & Fax: 047-9200194

**Statistical Officer(I/C),**  
Field Office.  
Pakistan Bureau of Statistics,  
House at Khasra #51/11/1/3/2  
(G.F), Chak#9/W.B.(Behind  
Cooperative Workshop),  
Burawala Road,  
Vehari.  
Phone & Fax: 067-3364219

**Statistical Officer (I/C),**  
Field Office,  
Pakistan Bureau of Statistics,  
House # 213/ D,  
Mohallah Mir Abdullah Khan Rokri,  
Mianwali.  
Phone: 045-9231626  
Fax: 045-9233700

**Statistical Officer (I/C),**  
Field Office,  
Pakistan Bureau of Statistics  
House # H 224-c, Ground Floor  
Street # 4, Khyaban-e-Sarwar,  
Dera Ghazi Khan.  
Phone: 064-2401850

**Statistical Officer(I/C),**  
Field Office,  
Pakistan Bureau of Statistics,  
House # 7, (G.F.), Street #1,  
Azam Town, Mud Darbari,  
Rahim Yar Khan.  
Phone & Fax: 068-5871754

**Statistical Officer (I/C),**  
Field Office,  
Pakistan Bureau of Statistics,  
House # 43 B-7, Gulistan Colony,  
Near Govt. Girls College  
Sahiwal.  
Phone: 040-9200242

**Statistical Officer(I/C),**  
Field Office,  
Pakistan Bureau of Statistics,  
Building # 192, Khan Baba Road,  
Bahawalnagar.  
Phone & Fax: 063-9240049

### SINDH:

**Chief Statistical Officer,**  
Regional Office,  
Pakistan Bureau of Statistics,  
1-B, S.M.C.H. Society  
Karachi.  
Phone & Fax: 021- 34557933  
Email:khifbs@khi.comsats.net.pk

**Chief Statistical Officer,**  
Regional Office,  
Pakistan Bureau of Statistics,  
Bunglow # A-46, G.O.R. Colony,  
Unit # 1, Latifabad,  
Hyderabad.  
Fax & Phone: 022-9200641

**Chief Statistical Officer,**  
Regional Office,  
Pakistan Bureau of Statistics,  
Bunglow # 10-A,  
Professor Housing Society,  
Shikarpur Road,  
Sukkur.  
Phone & Fax: 071-5807132



**Chief Statistical Officer,**  
Regional Office,  
Pakistan Bureau of Statistics,  
Building # 45/17, Ward "C",  
Near Shah Latif Market,  
Lohari Mohallah,  
Larkana.  
(Phone: 074-9410010)  
Fax:074-4054438

**Statistical Officer(I/C),**  
Field Office,  
Pakistan Bureau of Statistics,  
House # 180,  
Um-e-Hain, Near satari  
Cotton Factory, Ring Road  
Mirpur Khas.  
Phone & Fax: -0233-923096

**Statistical Officer(I/C),**  
Field Office,  
Pakistan Bureau of Statistics,  
House # 68, Mubariak Colony,  
Jam sahib Road,  
Nawabshah.  
Phone & Fax: 0244-9370311

**Statistical Officer(I/C),**  
Field Office,  
Pakistan Bureau of Statistics,  
House # 199 Marakhpur,  
Opp. DHO Office,  
Sehwan Road, Dadu Town,  
Dadu.  
Phone & Fax: 025-9200345

**Statistical Officer(I/C),**  
Field Office,  
Pakistan Bureau of Statistics,  
House # 292-I, 1st Family line,  
Shah Abdul Latif Road,  
Near Rifil Naka,  
Jacobabad.  
Phone : 0722-653403

#### **KHYBER PAKHTOON KHWA**

**Chief Statistical Officer,**  
Regional Office,  
Pakistan Bureau of Statistics,  
State Life Insurance Building,  
2nd Floor, 34-The Mall,  
Peshawar Cantt.  
Phone: 091-9213097  
Fax – 091-9213098  
E-mail:pshfbs@pes.comsats.net.pk

**Chief Statistical Officer,**  
Regional Office,  
Pakistan Bureau of Statistics,  
Building #558-D,  
Mohallah Ghazni Khel,  
Bannu.  
Phone & Fax: 0928-9270191

**Statistical Officer (I/C),**  
Regional Office,  
Pakistan Bureau of Statistics,  
Azam House,  
Latifabad (BANR),  
Airport Road,  
Mingora/Swat.  
Phone: 0946-811206

**Chief Statistical Officer,**  
Regional Office,  
Pakistan Bureau of Statistics,  
Bunglow # 896, Mansehra Road,  
Post office Jhangi,  
Abbottabad.  
Phone & Fax: 0992-9310231

**Chief Statistical Officer,**  
Regional Office,  
Pakistan Bureau of Statistics,  
House # A-3,  
Shah Jhan Sheed Town,  
Near Coach Adda of Bannu  
Dera Ismail Khan.  
Phone:0966-9280279

#### **BALUCHISTAN:**

**Chief Statistical Officer,**  
Regional Office,  
Pakistan Bureau of Statistics,  
Chandio House No.2,  
Arbab Karam Khan Road,  
Near Elementary College,  
Quetta.  
Phone: 081-9239804  
Fax:081-2471126

**Statistical Officer(I/C),**  
Field Office,  
Pakistan Bureau of Statistics,  
Dak Khana Road, Near Civil Hospital,  
Singani Sar,  
Turbat.  
Phone: 0852-412267  
Fax:0852-413383

**Statistical Officer (I/C),**  
Field Office,  
Pakistan Bureau of Statistics,  
Haroon Market,  
Opp:Girls High School,  
Hospital Road,  
Khuzdar.  
Phone & Fax: 0848-412760

**Statistical Officer (I/C),**  
Field Office,  
Pakistan Bureau of Statistics,  
Building # 2-II/E,  
Hazara Mohallah,  
Loralai.  
Phone & Fax: 0824-660560

#### **NORTHERN AREAS:**

**Statistical Officer (I/C),**  
Field Office,  
Pakistan Bureau of Statistics,  
Madina Supper Market,  
Near Taj Hotel,  
Gilgit.  
Phone & Fax: 05811-920762

#### **AZAD KASHMIR:**

**Chief Statistical officer,**  
Regional Office,  
Pakistan Bureau of Statistics,  
Street # 13, D-38,  
Upper Chattar Housing Scheme  
Muzaffarabad.  
Phone & Fax: 05822-921113

## SYMBOLS, ABBREVIATIONS AND CONVERSION

		LTR.	Litre	One Metric Ton	2004	Lbs.
E	Estimated	LUNGI	A kind of cloth		1000	Kgs
P/*	Provisional, Preliminary	MALTA &		One Ton	1.0160	M.Tons
R/r	Revised	MOSAMBI	A variety of Orange	(2240 Lbs.)	27.22	Maunds
-	Nil	MED.	Medium		1016.04	Kgs.
..	Negligible	MG.	Milligram	One Pound	0.4536	M. Tons
...	Not available	MMCFT.	Million cubic feet		20	Hundred weight
%	Percentage	MN.	Million		16	Oz.
Admn	Administration	M/o.	Ministry of	One Ounce	0.4861	Seer
ALOOCHA	A kind of fruit	MTR.	Meter		28.35	Gms.
ARVI	A type of root vegetable	MT.	Metric Ton	One Kilogram	2.2046	Lbs.
AV.	Average	ML.	Milliliter		0.0197	Hundred weight
BABUL	A kind of fire wood	NES.	Not else where specified		0.0268	Maund
BBLS.	Barrels	NO.	Number	One Hundred weight	1.0717	Seers
BIRYANI	A dish of rice prepared	NR.	Not reported	(112 Lbs.)	50.8932	Kgs.
BOT.	Bottle	N.S.	Not specified		1.3610	Maunds
CAP.	Capsule	PKT.	Packet	One Gram	0.0857	Tola
CFT.	Cubic feet	PC.	Piece	One Tonne	0.9842	Long Ton
CH.	Charge	QLTY.	Quality		1.1023	Short Ton
CHAPATI	A kind of bread	QTY.	Quantity	One Bale (Cotton)	170.0971	Kilograms
CIG.	Cigarette	RASGULLA	A form of sweetmeat	(375 Lbs.)	4.5571	Maunds
Comm.	Communication	R.P.M.	Revolution per minute			
CRT.	Carton / Crate	RS.	Rupees	One Imperial (Gallon)	4.5435	Ltrs.
CUM./CM.	Cubic meter	SAMOSA	A form of patty	One Litre	0.2199	Imperial Gallon
DESI.	Indigenous	SHAL.	Shalwar			
Distt.	Distribution	SHEESHAM	A variety of sup. Qty. Wood.			
DOZ	Dozen	Sq.	Square	One Mile	1.6093	Kms.
ENG.	English	SQM.	Square meter		1760	Yards
EX.	Exercise	SUP.	Superior	One Yard	0.9144	Meter
GLS.	Glass	STND.	Standard	One Foot	0.3048	Meter
GM.	Gram	SQFT.	Square feet	One Kilometer	0.6214	mile
H.OP.	Hand operated	SYN.	Synthetic	One Meter	1.0936	Yards
HP.	Horse power	THNO.	Thousand number	One Square Mile	2.5899	Sq. Kilometer
INJ.	Injection	TAB.	Table		640	Acres
KHADDI	Hand-loom	TANDOORI	Oven-Baked		258.9984	Hectares
KIKAR	A kind of fire wood	TKT.	Ticket	One Acre	.4074	Hectare
KG.	Kilogram	TL.	Tube light		4840	Sq. Yards.
KM.	Kilometer	TOTA.	Broken rice	One Square Kilometer	0.3861	Sq. Mile
KORMA	A variety of meat curry	UNI.	Uniform		100	Hectares
KWH.	Kilowatt / hour	Urd.	Urdu	One Hectare	2.4711	Acres
LB.	Pound	VEG.	Vegetable	One Square Yards	0.8361	Sq. meter.
		W.	Watt	One Cubic Meter	35.3147	Cubic feet

### LIQUID

### LENGTH

## SELECTED PUBLICATIONS OF PAKISTAN BUREAU OF STATISTICS

01. Monthly Bulletin of Statistics
  02. Review of Foreign Trade
  03. Pakistan Statistical Pocket Book
  04. Pakistan Statistical Yearbook
  05. Foreign Trade Statistics of Pakistan Imports (two volumes)
  06. Foreign Trade Statistics of Pakistan Exports (one volume)
  07. Labour Force Survey
  08. Brochure of National Accounts
  09. Pakistan Demographic Survey
  10. Census of Manufacturing Industries
  11. Survey of Small Household Manufacturing Industries
  12. Rent Survey of Dwellings
  13. Socio Economic Indicators at District Level  
(Punjab, Sindh, Khyber Pakhtoon Khwa & Balochistan)
  14. Census of Private Educational Institutions in Pakistan
  15. Census of Software Industry and related services of Pakistan
  16. Supply & Use Table of Pakistan
  17. Mechanized Road Transport Survey
  18. Survey of Private Recreational, Cultural & Entertainment Services
  19. Survey of Private Laundry, Dry Cleaning & Dyeing Services
  20. Survey of Private Medical, Dental & Other Health Services
  21. Survey of Private Educational Services
  22. Pakistan, 2000 – An Official Hand Book on Statistics
  23. 50 Years of Pakistan in Statistics (Four Volumes)
  24. Pakistan Social & Living Standard Measurement Survey National/Provincial
  25. Household Integrated Economic Survey (HIES) National/Provincial
-

**SALE CENTERS WHERE PAKISTAN BUREAU OF STATISTICS  
PUBLICATIONS ARE AVAILABLE**

**ISLAMABAD**

6 – Mauve Area, G-8/4.  
Taleemi Chowk  
Phone # 051 - 926 11 25  
051 - 226 13 72

**RAWALPINDI**

**NBF Book Shop**  
178-B, Sarwar Road,  
Rawalpindi Cantt.  
Phone # 051 – 927 25 30

**WAH CANTT**

**NBF Book Shop**  
Central Library Premises  
Phone # 051- 931 40 04

**LAHORE**

**NBF Book Shop**  
56/57 Shadman Colony,  
Shadman Market,  
Phone # 042 – 755 01 61 &  
753 03 29  
Fax # 042 – 758 77 35

**FAISALABAD**

**NBF Book Shop**  
Shop No.10,  
Hashmi Hall Shopping Centre,  
University of Agriculture,  
Phone # 041 – 264 81 79

**MULTAN**

**NBF Book Shop**  
Plot # 4-5-6, M.D.A. Road,  
Near Multan Art Council  
Phone # 061 – 920 12 81

**BAHAWALPUR**

**NBF Book Shop**  
Quaid-e-Azam Medical College,  
Near Library.  
Cell # 0301 – 724 76 13

**PESHAWAR**

**NBF Book Shop**  
Phase-V, Sector B-2,  
Plot No.36-37,  
Hayatabad.  
Phone # 091 – 589 27 44  
921 72 73  
Fax # 091 921 72 73

**NBF Book Shop**

48/D, F-6, Jamrud Road,  
University Town,  
Phone # 091 – 921 69 03  
Fax # 091 – 921 69 04

**BANNU**

Old Municipal Library Premises,  
Near to Qazi Muhib Stadium,  
Cell # 0346 – 915 50 18

**KOHAT**

3<sup>rd</sup> Block, 1<sup>st</sup> Floor,  
Distt. Govt. Complex

**D.I. KHAN**

NBF Book Shop  
C/o. Executive Distt. Officer,  
Literacy, Sports and Education,  
Phone # 0961 – 928 01 29

**ABBOTABAD**

**Public Library**  
1st Floor, Jalal Baba Auditorium,  
Phone # 0992 – 931 02 91

**KARACHI**

**National Book Foundation**  
(Regional Office)  
Liaquat Memorial Library Premises,  
Ground Floor, Stadium Road,  
Phone # 021– 923 18 06 & 923 10 88  
Fax # 923 10 89

**HYDERABAD**

**NBF Book Shop**  
GOR Colony,  
C-22, Latifabad No.1,  
Phone # 022 – 931 08 92

**JAMSHORO**

Shop No.14, Liaquat University of  
Medical & Health Science

**NAWABSHAH**

M.H. Khawaja DC High School,  
Opp. NMC Hospital Road  
Cell # 0301 – 389 58 46

**SUKKUR**

**Public Library**  
Old Sukkur,  
Phone # 071 – 562 51 03

**LARKANA**

**NBF Book Shop**  
Chandka Medical College  
Main Gate  
Phone # 0741-941 02 29

**JACOBABAD**

Red Crescent Building,  
Near T.B. Hospital  
Phone # 0722 – 65 08 17

**QUETTA**

**NBF Book Shop**  
3-7/5, Faiz Muhammad Road,  
Phone # 081 - 920 15 70  
Fax # 081 - 920 18 69

**PUBLISHED ON BEHALF OF NATIONAL BOOK FOUNDATION**  
**PRINTED AT REPRODUCTION & PRINTING UNIT, PBS, KARACHI**