




MONTHLY BULLETIN OF STATISTICS




May

2015

**Government of Pakistan
Statistics Division
Pakistan Bureau of Statistics**



MONTHLY BULLETIN OF STATISTICS



May

2015

**Government of Pakistan
Statistics Division
Pakistan Bureau of Statistics**

Price Rs. 600.00

P R E F A C E

The Bulletin of Statistics, Monthly Publication of the Pakistan Bureau of Statistics provide important statistics in respect of social, economic and financial sectors of the economy at aggregate as well as sectoral levels. The Bulletin contains data relating to Population, National Accounts, Agriculture, Manufacturing, Prices, Balance of Payments, Public Finance, Education, Energy & Mining, Foreign Economic Assistance, Foreign Trade, Health, Insurance, Labour, Transport & Communication, Social & Culture ect. It also provides different types of indices on agriculture, manufacturing, prices, trade and labour productivity. Charts and graphs have also been provided to selected tables to make the data readily intelligible.

2. The Bulletin contains data on monthly and in some instances on annual basis. The annual data series are on fiscal year basis i.e. from July to June unless otherwise specified. Monthly data series of trade and industry are published with a time lag of 45 days required for data collection, compilation, cleaning, processing, tabulating and printing. Figures may not add up to the totals owing to rounding. Statistics that are compiled in the Pakistan Bureau of Statistics are presented without citation whereas those compiled by other agencies carry a source note below the tables.

3. Efforts have been made to produce this Bulletin as a comprehensive, informative and useful document for decision makers, researchers, planners, economists and other groups of beneficiaries. It is hoped that the users will find this Bulletin useful.

4. Suggestions for further improvement will be highly appreciated and welcomed.

ASIF BAJWA
Chief Statistician

Malik Asrar Hussain

Secretary

Government of Pakistan
Ministry of Finance, Economic Affairs, Revenue,
Statistics & Privatization,
Statistics Division

Statistics House
21-Mauve Area,
G-9/1, Islamabad.

Tel : 051-9106500
Fax: 051-9106502
E-mail: secretary@pbs.gov.pk

Asif Bajwa

Chief Statistician
Government of Pakistan
Pakistan Bureau of Statistics

Statistics House
21-Mauve Area,
G-9/1, Islamabad.

Tel : 051-9106514 - 051-9106515
Fax: 051-9106561
E-mail: pbs@pbs.gov.pk

**PAKISTAN BUREAU OF STATISTICS
STATISTICS HOUSE, 21-MAUVE AREA
G-9/1 - ISLAMABAD
Website: www.pbs.gov.pk**

		<u>Office</u>	<u>Residence</u>
Mr. Munir Ahmed Aslam	Deputy Director General	051-9106555 Fax:051-9106556	051-4447403 051-2275892
Dr. Bahrawar Jan	Deputy Director General	051-9106550 Fax:051-9106577	051-9101294
Mr. Ayazuddin	Deputy Director General	051-9106552	051-9242232
Mr. Ismail Khan	Deputy Director General	051-9106558 Fax:051-9106556	051-9101162
Mr. Mumtaz-ud-Din	Director	051-9106570	051-2822630
Mr. Ghulam Muhammad	Director	051-9106559	051-4448702
Mr. Muhammad Akram Assi	Director	051-9106573	051-2101198
Mr. Fazil Mehmood Baig	Director	051-9106575	0333-5159850
Mr. Shuakat Ali Khan	Director	051-9106557	--
Mr. Attiq-ur-Rehman	Director	051-9106553	0346-9579700
Mr. Munwar Ali Ghanghro	Director	051-9106554	0333-7145366
Mrs. Rabia Awan	Director	051-9106581	051-4444696

TRAINING WING

Mr. Innocent Dilbar Feroz	Director	051-9205390 Fax:051-9205390	--
---------------------------	----------	--------------------------------	----

**PAKISTAN BUREAU OF STATISTICS
1-B, SINDHI MUSLIM COOPERATIVE HOUSING SOCIETY
KARACHI – 74400
E-mail: khifbs@khi.comsats.net.pk**

Mr. Iqbal Ahmed Bablani	Provincial Census Commissioner	Ph: 021-99225201 Fax:021-99225202	021-99250900
Mr. Farooq Ahmed	Joint Census Commissioner	Ph:021-99225203 Fax:021-99225223	--
Mr. Muhammad Ali Shaikh	Director	021-99225205	--
Mrs. Farhat Moosa	Director	021-99225209	021-34984687

**PAKISTAN BUREAU OF STATISTICS
USAID BUILDING GURU MANGAT ROAD
GULBERG-III, LAHORE
E-mail: lhrfbs@lhr.comsats.net.pk**

Mr. Rana Iqbal	Director	042-99263267 Fax:042-99263267	--
----------------	----------	----------------------------------	----

(Regional Office) LAHORE

Mr. Muhammad Shahid	Chief Statistical Officer	042-99263266 Fax:042-99263266	0345-4169987
---------------------	---------------------------	----------------------------------	--------------

(Regional Office) KARACHI

Mr. Inayatullah Baloch	Chief Statistical Officer	021-99225214 Fax:021-99225214	--
------------------------	---------------------------	----------------------------------	----

(Regional Office) PESHAWAR

Mr. Sher Rahman	Chief Statistical Officer	091-9213097 Fax:091-9213098	0333-9365032
-----------------	---------------------------	--------------------------------	--------------

(Regional Office) QUETTA

Mr. Ghulam Rasool	Chief Statistical Officer	081-9239804 Fax:081-9239804	--
-------------------	---------------------------	--------------------------------	----

(Presentation, Reproduction & Printing) KARACHI

Mr. Shakeel Qadeer	Chief System Analyst (Printing)	021-99225220	021-35836029
Ms. Azra Khatoon	Deputy Census Commissioner (Publication)	021-99225215	--

CONTENTS

**	KEY INDICATORS	III
1.	BALANCE OF PAYMENT	
	1.1 Country wise Workers Remittances	01
	1.2 Month wise Workers Remittances	04
	1.3 Exchange Rates Pak. Rupees in Terms of one Unit of Foreign Currency	05
2.	CLIMATE	
	2.1 Temperature at Selected Stations	07
	2.2 Rainfall at Selected Stations	09
3.	ENERGY & MINING	
	3.1 Production of Crude Oil	11
	3.2 Production of Natural Gas	14
	3.3 Company Wise Production of Crude Oil and Natural Gas	18
	3.4 Province Wise Production of Crude Oil and Natural Gas	18
	3.5 Production of Crude Oil, Natural Gas and Electricity	19
	3.6 Mineral Production	20
4.	HEALTH	
	4.1(a) Monthly Immunization Coverage Number of Doses Administered (0-11 month) Children	23
	4.1(b) Monthly Immunization Coverage Number of Doses Administered (12-23 months) Children	24
	4.1(c) Monthly Immunization Coverage Number of T.T Doses Administered to Women	25
	4.2 Monthly Report of HIV Treatment Centre	26
	4.3(a) Registered Veterinary Medical Practitioner with PVMC	27
	4.3(b) Registered Animal Husbandry Graduate with PVMC	27
	4.4 Tuberculosis Report (FTI)	28
5.	MANUFACTURING	
	5.1 Quantum Index Numbers of Large-scale Manufacturing Industries	29
	5.2 Production of Manufacturing Items	31
6.	MONEY & CREDIT	
	6.1 Reserve Money	45
7.	PRICE	
	7.1 Price Indices (General) with Percentage Change	49
	7.2 Combined Sensitive Price Indicator (SPI) by Quantile	50
	7.3 Combined Consumer Price Index Numbers by Commodity Groups	51
	7.4 Consumer Price Index Numbers by Major Groups and Selected Commodities	52
	7.5 Combined Consumer Price Index Numbers by Quantile and Major Commodity Groups	54
	7.6 Combined Consumer Price Index Numbers by Quantile, Major Commodity Group for Selected Cities	55
	7.7 Combined Consumer Price Index Numbers by Income Group/City and Commodity Group for all Centres Covered in CPI	58
	7.8 Index Numbers of Wholesale Prices by Commodity Groups	59
	7.9 Index Numbers of Wholesale Prices by Commodities	60
	7.10 Intercity Wholesale Prices of Selected Commodities	70
	7.11 Intercity Consumer Prices	115

Contd.

8.	PUBLIC FINANCE	
8.1	Customs Revenue Receipts	171
9.	SOCIAL	
9.1	Data on Traffic Accidents	175
9.2	Data on Telecommunication	178
9.3	Visitors at Archaeological Museums in Pakistan	179
9.4	Visitors at Heritage Sites in Pakistan	180
10.	TRADE	
10.1	Value of Foreign Trade	181
10.2	Exports by Commodity/Group	182
10.3	Imports by Commodity/Group	184
10.4	Exports of Selected Commodities in Dollars	185
10.5	Exports of Selected Commodities in Rupees	187
10.6	Imports of Selected Commodities in Dollars	189
10.7	Imports of Selected Commodities in Rupees	191
10.8	Exports by Economic Categories (Summary)	193
10.9	Exports by Economic Categories (Details)	194
10.10	Imports by Economic Categories (Summary)	195
10.11	Imports by Economic Categories (Details)	196
10.12	Exports by Areas and Countries/Territories	278
10.13	Re-exports by Areas and Countries/Territories	282
10.14	Imports by Areas and Countries/Territories	284
10.15	Re-imports by Areas and Countries/Territories	288
10.16	Annual and Quarterly Terms of Trade and Unit Value Indices of Exports and Imports (1990-91=100)	290
10.17	Index Numbers of Unit Value of Exports by Groups (1990-91=100)	291
10.18	Index numbers of unit value of imports by groups (1990-91=100)	292
0.19	Index Numbers of Quantum of Exports by Groups (1990-91=100)	293
10.20	Index Numbers of Quantum of Imports by Groups (1990-91=100)	294
10.21	Trade in Services (Summary)	295
10.22	Export of Services by Sector (Detail) Monthly	296
10.23	Export of Services by Sector (Detail) (Cumulative)	298
10.24	Import of Services by Sector (Detail) Monthly	300
10.25	Import of Services by Sector (Detail) (Cumulative)	302

Regional and Field Offices of Pakistan Bureau of Statistics

Symbols, Abbreviations and Conversions

Selected Publications of Pakistan Bureau of Statistics

Sale Centres where PBS Publications are available

KEY INDICATORS

YEARLY

ECONOMIC INDICATORS

(2013- 2014)

1	Inflation	8.66%
2	Balance of Trade	(-) \$ 19.963 billion
3	Value of Exports	\$ 25.110 billion
4	Value of Imports	\$ 45.073 billion
5	Total Workers Remittances	Rs.15832.25 million
6	Reserve Money	Rs.2861256 million
7	Currency in Circulation	Rs.2177873 million
8	Consumer Price Index (CPI with Base 2007-2008)	189.58%
9	Agricultural Sector Growth	2.12%
10	Industrial Sector Growth	5.84%
11	Services Sector Growth	4.29%
12	GDP Growth Rate at Constant Basic Prices (Real)	4.14%
13	GNI Growth Rate at Constant Prices	5.78%
14	Per Capita Income	\$ 1387
15	Large Scale Manufacturing Sector (LSMI) Growth	3.92%
16	Quantum Index Number (LSMI with Base 2005-2006)	121.60
17	Imports Duty	Rs.233783.87 million
18	Exports Duty	Rs.475.78 million
19	Foreign Exchange Reserves	\$ 10047 million
20	* Overall Balance of Payment Surplus/Deficit	\$ -3843 million

SOCIAL INDICATORS

1	** Population (2014)	188.02 million
	Male	97.16 million
	Female	90.86 million
2	Natural Growth Rate (PDS- 2007)	1.88%
3	** Population Growth Rate (2014)	1.95%
4	Dependency Ratio (PDS-2007)	81.5
5	*** Mean Size of Household (2012-13)	6.3

* BOP as per BPM6 in million USD.

** Economic Survey

*** PSLM Survey

IV

MONTHLY ECONOMIC INDICATORS

March, 2015

1	Value of Exports	\$ 1926.125 million
2	Value of Imports	\$ 3463.183 million
3	Balance of Trade	(-)\$ 1537.058 million

April, 2015

1	Growth in Quantum Index Manufacturing (LSMI)	-8.81%
2	Quantum Index of Manufacturing (LSMI with Base 2005-2006)	130.59
3	Consumer Price Index (CPI with Base 2007-08)	198.16
4	Wholesale Price Index (WPI with Base 2007-08)	205.65
5	Sensitive Price Indicator (SPI with Base 2007-08)	200.70
6	Growth Rate	
	A. CPI	1.32%
	B. WPI	0.86%
	C. SPI	0.39%
7	Exports Duty	Rs.19.41 million
8	Imports Duty	Rs.22987.47 million
9	Reserve Money	Rs.3131138 million
10	Currency in Circulation	Rs.24449972 million
11	Exchange Rate of Pak Rupees in terms of one unit US Dollar	1 \$ =Rs.101.7004
12	Country Wise Workers Remittances(including Hajj & War Compensation)	1640.58

Source: i) Pakistan Bureau of Statistics.
ii) State Bank of Pakistan.
iii) Economic Survey of Pakistan.

1. BALANCE OF PAYMENT

1.1 Country Wise Workers Remittances (Including Hajj and War Compensation)

(Provisional)
(Million US Dollars)

Item	Apr, 2014	May, 2014	Jun, 2014	Jul, 2014
I. Cash	1311.83	1438.36	1499.28	1649.39
1 USA	206.15	214.74	222.34	257.08
2 UK	166.07	181.04	200.82	247.96
3 Saudi Arabia	415.09	451.14	471.88	454.47
4 UAE	233.97	290.91	295.63	352.89
Dubai	107.00	148.90	153.31	174.65
Abu Dhabi	124.17	138.79	138.66	174.57
Sharjah	2.68	3.07	3.57	3.56
Other	0.12	0.15	0.09	0.11
5 Other GCC Countries	169.67	164.01	168.62	179.76
Bahrain	35.60	28.79	23.83	30.00
Kwait	56.57	58.02	65.12	65.83
Qatar	28.50	26.80	27.84	29.28
Oman	49.00	50.40	51.83	54.65
6 EU Countries	36.37	39.06	37.42	44.32
Germany	7.03	8.55	6.45	7.69
France	2.83	2.74	2.62	3.09
Netherland	0.42	0.33	0.31	0.39
Spain	5.74	6.60	7.36	8.47
Italy	2.66	2.83	3.08	3.80
Greece	1.27	1.37	1.46	1.70
Sweden	1.14	1.12	1.10	1.36
Denmark	1.89	1.79	1.81	2.17
Ireland	13.09	13.34	12.86	15.17
Belgium	0.30	0.39	0.37	0.48
7 Norway	2.07	2.49	3.12	3.47
8 Switzerland	2.29	2.59	1.92	2.47
9 Australia	14.18	14.66	14.84	17.58
10 Canada	11.72	12.53	12.64	18.00
11 Japan	0.65	0.74	1.02	0.73
12 Other Countries	53.60	64.45	69.03	70.66
II. Encashment and Profit in Pak. Rs. Of Foreign Exchange Bearer Certificates(FEBCs) and Foreign Currency Bearer Certificate(FCBCs)	0.00	0.00	0.00	0.00
TOTAL (I + II)	1311.83	1438.36	1499.28	1328.71

Contd.

**1.1 Country Wise Workers Remittances
(Including Hajj and War Compensation)**

(Provisional)
(Million US Dollars)

Item	Aug, 2014	Sep, 2014	Oct, 2014	Nov, 2014
I. Cash	1328.71	1716.59	1383.13	1320.62
1 USA	199.01	235.99	213.39	178.75
2 UK	172.71	218.38	185.55	156.66
3 Saudi Arabia	396.90	495.63	374.65	429.09
4 UAE	284.90	394.10	318.59	271.17
Dubai	150.91	210.42	174.40	141.57
Abu Dhabi	129.35	175.10	138.42	125.08
Sharjah	4.35	8.47	5.68	4.46
Other	0.11	0.11	0.09	0.06
5 Other GCC Countries	152.17	213.11	153.09	150.51
Bahrain	25.63	34.87	28.61	25.71
Kwait	57.89	76.88	54.58	55.56
Qatar	21.97	37.08	23.23	21.99
Oman	46.68	64.28	46.67	47.25
6 EU Countries	33.14	34.05	30.28	24.29
Germany	6.44	7.53	6.70	6.09
France	2.54	2.71	2.86	1.84
Netherland	0.28	0.31	0.27	0.21
Spain	5.93	3.90	3.23	2.90
Italy	3.19	3.02	2.51	2.06
Greece	1.27	1.51	1.25	1.22
Sweden	1.09	1.20	1.10	0.82
Denmark	1.77	1.65	0.84	0.61
Ireland	10.20	11.83	11.03	8.26
Belgium	0.43	0.39	0.49	0.28
7 Norway	2.41	3.18	2.49	1.96
8 Switzerland	2.13	2.63	4.11	1.85
9 Australia	14.63	15.86	14.32	11.71
10 Canada	11.52	24.38	14.94	12.58
11 Japan	0.57	0.83	0.63	0.47
12 Other Countries	58.62	78.45	71.09	81.58
II. Encashment and Profit in Pak. Rs. Of Foreign Exchange Bearer Certificates(FEBCs) and Foreign Currency Bearer Certificate(FCBCs)	0.00	0.00	0.00	0.00
TOTAL (I + II)	1328.71	1716.59	1383.13	1320.62

Contd.

1.1 Country Wise Workers Remittances (Including Hajj and War Compensation)

(Provisional)
(Million US Dollars)

Item	Dec, 2014	Jan, 2015	Feb, 2015	Mar, 2015	Apr, 2015
I. Cash	1583.23	1377.14	1391.69	1576.97	1640.58
1 USA	222.45	186.15	179.03	199.24	233.85
2 UK	188.34	169.44	167.42	164.28	174.47
3 Saudi Arabia	499.08	452.81	453.40	489.70	519.68
4 UAE	352.37	246.79	316.51	411.24	395.69
Dubai	176.55	161.89	189.15	228.04	245.95
Abu Dhabi	169.90	78.86	121.38	177.03	144.44
Sharjah	5.84	5.84	5.90	6.09	5.16
Other	0.08	0.20	0.08	0.08	0.14
5 Other GCC Countries	189.22	160.44	166.26	196.07	190.59
Bahrain	32.48	29.27	29.18	36.59	35.98
Kawait	67.68	56.80	56.20	62.17	63.76
Qatar	28.93	22.22	29.62	36.05	32.68
Oman	60.13	52.15	51.26	61.26	58.17
6 EU Countries	30.34	65.45	23.99	25.96	26.87
Germany	8.02	5.29	6.07	4.92	6.03
France	2.00	1.02	1.42	1.60	1.74
Netherland	0.25	0.22	0.24	0.27	0.42
Spain	3.27	3.18	2.43	2.79	3.08
Italy	2.40	2.37	1.99	2.18	2.30
Greece	1.24	1.07	0.85	0.82	0.95
Sweden	0.94	0.99	0.62	0.77	0.98
Denmark	0.86	40.50	0.50	1.16	0.65
Ireland	11.02	10.39	9.62	11.07	10.40
Belgium	0.34	0.42	0.25	0.38	0.32
7 Norway	2.16	1.85	1.78	1.66	2.02
8 Switzerland	2.69	3.66	2.27	1.91	1.86
9 Australia	15.68	14.11	12.79	13.31	14.72
10 Canada	12.93	10.25	8.65	10.49	10.98
11 Japan	0.60	0.41	0.57	0.71	0.75
12 Other Countries	67.37	65.78	59.02	62.40	69.10
II. Encashment and Profit in Pak. Rs. of Foreign Exchange Bearer Certificates(FEBCs) and Foreign Currency Bearer Certificate(FCBCs)	0.00	0.00	0.00	0.00	0.00
TOTAL (I + II)	1583.23	1377.14	1391.69	1576.97	1640.58

Note: Item has been revised / extended by the State Bank of Pakistan.

Source: State Bank of Pakistan.

1.2 Month Wise Workers Remittances

(Million US \$)

Monthly Cash Inflow (Including Foreign Exchange Bearer Certificates & Foreign Currency Bearer Certificates)	2013-2014	2012-2013	YOY growth (percent)	
			2013-14	2012-13
Jul.	1404.39	1204.71	16.57	9.89
Aug.	1240.14	1258.98	-1.50	-3.93
Sep.	1283.41	1135.42	13.03	27.52
Oct.	1347.67	1365.10	-1.28	34.11
Nov.	1129.70	1017.83	10.99	10.05
Dec.	1384.71	1134.70	22.03	4.55
Jan.	1245.97	1089.64	14.35	-1.89
Feb.	1209.54	1028.38	17.62	-11.10
Mar.	1337.25	1119.15	19.49	-2.10
Apr.	1311.83	1215.90	7.89	6.56
May.	1438.36	1185.65	21.31	-0.54
Jun.	1499.28	1166.19	28.56	4.36
Monthly average for period Jul.-Jun.	1319.35	1160.14	13.72	5.57
Monthly Cash Inflow (Including Foreign Exchange Bearer Certificates & Foreign Currency Bearer Certificates)	2014-2015	2013-2014	YOY growth (percent)	
			2014-15	2013-14
July.	1649.39	1404.69	17.42	16.60
Aug.	1328.71	1240.14	7.14	-1.50
Sep.	1716.59	1284.22	33.67	13.11
Oct.	1383.13	1348.03	2.60	-1.25
Nov.	1,320.62	1,130.41	16.83	11.06
Dec.	1,583.23	1,384.94	14.32	22.05
Jan.	1,378.19	1,245.97	10.61	14.35
Feb.	1,391.76	1,209.77	15.04	17.64
Mar.	1,577.46	1,337.89	17.91	19.55
Apr.	1640.58	1311.85	25.06	7.89
Jul.- Apr	14,969.66	12,897.91	16.06	11.48
Monthly average for period Jul. -Apr	1,496.97	1,289.79	16.06	11.48

Source: State Bank of Pakistan.

1.3 Exchange Rates Pak. Rupees in Terms of One Unit of Foreign Currency

S. No.	Country/ Organization	Currency	Apr. 2014	May 2014	Jun. 2014	Jul. 2014	Aug. 2014	Sep. 2014	oct, 2014
1	Australia	Dollar	90.7979	91.7598	92.1739	92.6105	93.1544	92.7943	90.2264
2	Bahrain	Dinar	258.9241	261.7292	261.2900	261.8930	266.0866	271.8155	272.8432
3	Canada	Dollar	88.6796	90.5474	90.8801	92.0946	91.6475	93.0727	91.6443
4	China	Yuan	15.6531	15.7929	15.7856	15.8840	16.2515	16.6639	16.7696
5	Denmark	Krone	18.0304	18.1428	17.9406	17.9355	17.8815	17.7605	17.5258
6	E.M.U.	Euro	134.5193	145.3693	133.7878	133.7113	133.2126	132.1073	130.4007
7	Hong Kong	Dollar	12.5762	12.7174	12.6985	12.7245	12.9217	13.2087	13.2472
8	I.M.F.	SDR	151.1245	152.7428	151.9282	152.2646	153.0040	153.7461	152.8985
9	India	Rupee	1.6179	1.6618	1.6505	1.6447	1.6466	1.6844	1.6755
10	Japan	Yen	0.9507	0.9682	0.9645	0.9704	0.9720	0.9549	0.9531
11	Kuwait	Dinar	346.7845	350.5609	349.5088	349.9097	353.6401	357.7824	356.2795
12	Malaysia	Ringgit	29.9075	30.5113	30.5613	30.9624	31.5156	31.8403	31.4291
13	Newzeland	Dollar	83.9800	84.8648	84.8537	85.9952	84.3928	83.5295	81.0694
14	Norway	Krone	16.3013	16.5906	16.3080	15.9290	16.1499	16.1540	15.6933
15	Oman	Riyal	253.5559	256.3050	255.8793	256.4505	260.5614	266.1697	267.1820
16	Qatar	Riyal	26.8231	27.1080	27.0735	27.1242	27.5627	28.1551	28.2558
17	Singapore	Dollar	77.6694	78.7566	78.6521	79.3490	80.1959	81.0648	80.7105
18	Sweden	Krona	14.9075	15.0044	14.7260	14.4839	14.5123	14.3815	14.2137
19	Switzerland	Franc	110.3955	110.9855	109.8656	110.0846	109.9802	109.4509	108.0606
20	Saudi Arabia	Riyal	26.0031	26.2872	26.2470	26.2976	26.7017	27.2987	27.3946
21	U.A.E.	Dirham	26.5481	26.8420	26.8017	26.8516	27.2560	27.8701	27.9786
22	U.K.	Sterling (Pound)	163.0982	166.0195	166.2752	168.5664	167.0683	166.9160	165.2493
23	U.S.A.	Dollar	97.4928	98.5947	98.4679	98.6543	100.0897	102.3424	102.7536

Contd.

1.3 Exchange Rates Pak. Rupees in Terms of One Unit of Foreign Currency

S. No.	Country/ Organization	Currency	Nov, 2014	Dec, 2014	Jan, 2015	Feb, 2015	Mar, 2015	Apr, 2015
1	Australia	Dollar	87.9250	83.1334	81.3465	78.9003	78.5801	78.5158
2	Bahrain	Dinar	270.1091	267.5589	267.3446	269.1468	270.1113	269.8818
3	Canada	Dollar	89.8610	87.4636	83.4048	81.0219	80.6988	82.2890
4	China	Yuan	16.6038	16.2792	16.1850	16.1915	16.3008	16.4115
5	Denmark	Krone	17.0685	16.7028	15.7483	15.4500	14.7874	14.7088
6	E.M.U.	Euro	126.9196	124.2046	117.0922	115.047	110.1936	109.6853
7	Hong Kong	Dollar	13.1275	13.0020	12.9880	13.0605	13.1185	13.1275
8	I.M.F.	SDR	149.7642	147.0766	143.2795	143.3639	141.0700	140.8527
9	India	Rupee	1.6563	1.6101	1.6242	NA	NA	NA
10	Japan	Yen	0.8741	0.8449	0.8507	0.8539	0.8454	0.8511
11	Kuwait	Dinar	350.1075	345.5934	342.6563	343.6149	341.0843	337.7510
12	Malaysia	Ringgit	30.4018	28.9648	28.0866	28.1219	27.6728	28.0235
13	Newzeland	Dollar	79.7754	78.2086	76.9837	75.5010	75.8800	77.0460
14	Norway	Krone	14.9430	13.8512	13.1036	13.3432	12.7618	12.8813
15	Oman	Riyal	264.5024	262.0115	261.8129	263.5757	264.5088	264.3049
16	Qatar	Riyal	27.9803	27.7192	27.6921	27.8779	27.9761	27.9565
17	Singapore	Dollar	78.5090	76.6558	75.2834	74.7578	73.9032	75.3753
18	Sweden	Krona	13.7339	13.2260	12.4218	12.141	11.9339	11.762
19	Switzerland	Franc	105.5734	103.3284	106.9918	108.3337	103.8239	105.7196
20	Saudi Arabia	Riyal	27.1324	26.8668	26.8142	26.9963	27.1305	27.1209
21	Thailand				3.0798	3.1195	3.1237	3.1316
22	Turkey				43.0815	41.0641	39.2744	38.4121
23	U.A.E.	Dirham	27.7128	27.4498	27.4116	27.5806	27.705	27.6929
24	U.K.	Sterling (Pound)	160.3856	157.5266	152.5333	155.2163	152.4451	151.7945
25	U.S.A.	Dollar	101.7874	100.8234	100.6834	101.3651	101.7597	101.7004

Note: Euro, a common currency of the 11 member countries of European Economic and Monetary Union (EMU) was introduced with effect from 1st January, 1999.

Source: State Bank of Pakistan.

2. CLIMATE

2.1 Temperature at Selected Stations

(In centigrade)

Stations	Murree		Rawalpindi/Islamabad		Jhelum		Lahore		Sargodha	
	2167		507		232		213		187	
	Max.	Min.	Max.	Min.	Max.	Min.	Max.	Min.	Max.	Min.

Month:

Nov.2013	15.5	5.0	24.4	7.1	26.6	9.7	26.5	11.3	27.2	12.3
Dec.2013	12.2	1.3	20.6	3.7	21.8	5.8	20.9	7.3	21.7	8.3
Jan. 2014	9.6	-1.0	18.8	2.0	20.6	4.1	19.2	6.2	20.4	6.2
Feb. 2014	7.6	0.9	19.3	5.7	20.9	7.7	20.3	8.0	21.1	7.2
Mar. 2014	10.6	3.1	21.9	10.5	25.5	23.5	25.2	12.5	25.4	13.9
Apr. 2014	17.0	8.6	28.5	13..9	31.4	16.9	32.1	17.9	31.4	17.4
Nov. 2014	17.1	6.9	25.0	7.1	27.1	9.8	26.5	13.0	27.0	12.4
Dec. 2014	12.9	0.8	20.8	3.8	20.8	-4.9	18.6	7.5	18.6	5.5
Jan. 2015	10.6	-0.2	18.6	3.0	18.6	6.8	16.6	7.7	16.8	6.2
Feb. 2015	10.3	1.7	20.3	7.2	22.9	9.2	22.6	11.6	22.7	11.0
Mar. 2015	12.5	4.5	22.5	10.4	N.R	N.R	25.1	14.4	24.7	14.0
Apr. 2015	18.1	9.6	28.5	15.3	31.2	18.5	32.7	20.8	32.9	20.5

Stations	Faisalabad		Multan		Bahawalpur		Hyderabad		Nawabshah	
	183		122		116		40		37	
	Max.	Min.	Max.	Min.	Max.	Min.	Max.	Min.	Max.	Min.

Month:

Nov. 2013	26.5	10.8	27.3	13.1	28.7	12.8	30.6	17.3	31.4	13.7
Dec. 2013	21.5	7.1	21.7	8.1	22.9	8.5	25.8	12.4	26.2	8.6
Jan. 2014	19.9	4.4	20.6	5.5	20.4	5.6	22.6	9.2	23.5	5.5
Feb. 2014	19.8	7.3	21.9	8.9	22.5	8.5	25.2	13.0	24.3	9.6
Mar. 2014	25.5	13.0	26.8	14.3	27.5	13.7	40.0	18.0	31.9	15.1
Apr. 2014	32.7	18.5	34.5	20.1	35.6	20.0	38.5	12.6	40.0	21.1
Nov. 2014	26.5	10.8	27.7	12.7	29.4	12.7	32.0	18.4	32.4	14.5
Dec. 2014	18.7	5.4	19.4	6.9	21.1	7.2	25.4	12.1	25.7	8.3
Jan. 2015	16.9	6.9	18.0	6.5	17.9	6.3	24.0	10.7	23.8	7.9
Feb. 2015	22.3	10.0	23.4	10.8	23.9	10.7	28.5	15.0	28.8	11.5
Mar. 2015	24.6	13.0	26.3	14.5	26.7	14.1	32.3	13.0	32.2	14.7
Apr. 2015	33.3	20.0	35.5	22.0	36.5	21.8	37.9	23.5	41.5	22.4

Contd.

2.1 Temperature at Selected Stations

(In centigrade)

Stations	Jacobabad		Karachi A.P.		Peshawar		D.I.Khan		Saidu Sharif		Gilgit	
Height in meters above sea level	55		21		359		173		961		1459	
	Max.	Min.	Max.	Min.	Max.	Min.	Max.	Min.	Max.	Min.	Max.	Min.

Month:

Nov.2013	29.6	14.9	32.5	18.1	23.7	10.6	26.9	10.1	19.9	6.0	18.1	0.5
Dec.2013	25.0	9.0	28.9	13.0	20.4	7.0	21.9	6.0	17.1	3.6	13.2	-2.0
Jan. 2014	22.6	6.5	25.5	9.9	19.5	5.3	21.3	3.7	15.7	2.5	10.4	-3.4
Feb. 2014	24.1	9.5	28.0	13.1	19.4	8.0	21.9	6.6	14.9	3.8	13.7	0.3
Mar. 2014	29.7	14.8	31.7	18.9	21.6	11.2	24.8	11.1	17.8	7.5	12.1	1.0
Apr. 2014	37.9	21.5	35.1	24.4	29.1	16.3	31.9	17.2	25.0	12.8	24.2	9.3
Nov.2014	30.1	12.9	32.9	19.5	N.R	N.R	27.8	8.7	21.2	6.2	18.5	0.7
Dec. 2014	23.5	7.4	28.5	13.3	20.8	4.9	19.5	3.0	17.0	2.1	12.6	-3.8
Jan. 2015	21.0	6.5	28.7	12.6	18.8	5.2	17.9	3.4	15.0	2.1	12.1	-2.7
Feb. 2015	23.7	11.7	27.9	15.9	20.7	8.9	22.5	8.0	16.1	5.2	14.6	0.7
Mar 2015	29.2	14.9	31.5	19.2	22.4	12.0	25.0	11.6	20.3	8.5	18.7	4.9
Apr. 2015	39.2	23.2	35.9	25.7	30.1	17.3	45.1	18.1	26.5	13.6	26.2	9.4

Stations	Quetta (Samungli)		Zhub (Fortsandeman)		Khuzdar		Punjur		Dalbadin	
Height in meters above sea level	1600		1405		1231		980		848	
	Max.	Min.	Max.	Min.	Max.	Min.	Max.	Min.	Max.	Min.

Month:

Nov.2013	19.0	1.9	24.5	2.5	23.4	12.5	25.2	10.1	34.5	3.5
Dec.2013	14.4	3.8	16.8	1.2	19.3	6.3	19.0	4.3	19.3	2.3
Jan. 2014	12.5	4.3	14.6	2.5	15.0	2.5	10.0	2.0	18.1	2.5
Feb. 2014	7.2	-0.7	14.4	1.1	17.3	3.0	16.3	3.0	17.1	2.1
Mar. 2014	18.0	3.1	19.5	6.8	24.0	9.3	24.0	10.2	26.3	8.1
Apr. 2014	25.5	8.6	26.7	14.0	35.0	18.1	32.8	18.3	34.9	15.5
Nov.2014	19.1	5.0	21.8	4.9	24.9	12.0	22.2	12.0	26.4	7.4
Dec.2014	14.8	-2.5	18.1	0.5	21.5	5.1	18.2	3.4	21.5	0.0
Jan. 2015	14.1	-1.6	15.5	0.3	20.1	4.0	19.0	3.2	20.0	3.2
Feb. 2015	16.1	4.3	17.8	4.1	22.4	8.5	22.4	8.5	22.0	8.5
Mar. 2015	18.0	6.0	20.7	7.1	24.0	11.1	26.0	9.4	26.0	10.0
Apr. 2015	26.5	11.0	28.7	14.7	30.2	18.6	35.0	18.2	36.0	18.1

N.R = Not received

Source: Pakistan Meteorological Department, Karachi.

2.2 Rainfall at Selected Stations

Stations	(In millimeters)										
	Murree	Rawalpindi/ Islamabad	Jhelum	Lahore	Sargodha	Faisal- abad	Multan	Bahawal- pur	Hyder- abad	Nawab- shah	Jaco- abad
Height in meters above sea level	2167	507	232	213	187	183	122	116	40	37	55

Year/month

2010	1681.6	849.0	771.0	541.0	602.0	545.0	285.0	226.0	214.0	343.0	152.0
2011	1442.2	1079.0	748.0	903.0	710.0	544.0	180.0	164.0	404.1	309.0	293.3
2012	1515.0	1076.0	717.0	527.0	368.0	366.0	239.0	183.0	121.0	182.0	486.0
2013	1451.0	1732.0	924.0	1109.0	362.0	378.0	157.0	148.0	74.0	86.0	345.0
2014	1509.2	1139.8	939.3	800.6	401.3	401.8	247.3	67.9	25.4	69.7	21.3
Nov. 2013	13.7	7.6	32.6	4.5	3.3	3.3	1.0	TR	0.0	0.0	0.0
Dec. 2013	1.2	3.0	0.2	7.0	TR	0.0	0.0	0.0	0.0	0.0	0.0
Jan. 2014	33.8	6.0	2.2	4.0	TR	0.0	0.6	TR	0.0	0.0	TR
Feb. 2014	104.8	50.4	27.6	22.6	7.0	16.2	22.9	7.2	0.0	0.0	3.0
Mar. 2014	280.5	282.4	148.8	50.3	37.2	38.7	32.4	4.9	0.0	7.4	8.1
Apr. 2014	46.9	11.0	84.1	64.8	62.0	29.4	0.0	3.2	7.0	15.0	2.0
Nov. 2014	18.0	9.0	1.5	29.2	7.8	17.4	0.1	0.0	0.0	0.0	0.0
Dec. 2014	0.0	0.0	0.0	0.0	0.0	0.0	0.0	0.0	0.0	0.0	0.0
Jan. 2015	42.0	33.2	30.6	19.9	14.5	16.2	1.4	TR	0.0	0.0	0.0
Feb. 2015	154.7	94.7	38.6	61.0	16.8	30.3	5.9	15.0	0.0	TR	1.0
Mar. 2015	235.3	286.1	N.R	141.8	145.9	67.8	67.0	46.9	TR	2.0	46.0
Apr. 2015	279.4	196.4	134.4	5.2	67.7	43.6	10.2	28.8	0.0	3.0	35.0

Contd.

2.2 Rainfall at Selected Stations

(In millimeters)										
Stations	Karachi Airport	Peshawar	D.I. Khan	Saidu Sharif	Gilgit	Quetta (Samungli)	Zhob (Fortsandeman)	Khuzdar	Punjab	Dalbadin
Height in meters above sea level	21	359	173	961	1459	1600	1405	1231	980	848

Year/month

2010	373.0	839.0	756.0	1465.1	214.6	102.0	279.0	159.0	54.0	20.0
2011	290.6	568.0	281.0	853.7	158.7	246.5	40.5	286.6	138.0	64.9
2012	152.0	480.0	450.0	803.0	110.0	410.0	47.0	167.0	33.0	160.0
2013	169.0	551.0	327.0	954.0	153.0	53.0	66.0	479.0	101.0	23.0
2014	30.7	326.3	249.7	658.1	78.2	97.0	173.7	201.9	61.8	17.3
Nov. 2013	0.0	36.0	7.0	33.3	14.0	4.0	7.5	13.5	11.6	11.0
Dec. 2013	0.0	1.0	0.3	1.2	0.0	0.0	0.0	0.0	0.0	0.0
Jan. 2014	TR	3.0	TR	9.0	1.8	1.0	0.0	0.0	30.0	13.6
Feb. 2014	0.0	32.0	27.2	121.7	0.4	31.0	25.0	75.5	0.0	8.0
Mar. 2014	12.4	111.0	68.5	215.9	3.6	73.0	66.5	60.1	9.0	16.0
Apr. 2014	0.0	0.0	59.8	0.0	0.0	17.0	25.0	0.0	16.0	9.0
Nov. 2014	4.6	1.0	6.0	4.0	3.8	6.0	9.5	0.0	0.0	0.0
Dec. 2014	0.0	0.0	0.0	0.0	0.0	0.0	0.0	0.0	0.0	0.0
Jan. 2015	0.3	42.0	9.7	65.3	TR	11.0	26.0	9.8	13.0	6.0
Feb. 2015	2.1	72.0	17.2	148.8	13.2	32.8	33.2	9.6	16.0	11.0
Mar. 2015	2.8	111.0	69.8	135.5	6.1	55.1	21.0	29.0	6.0	11.0
Apr. 2015	0.01	110.5	39.8	165.3	19.0	17.0	22.0	0.0	6.0	0.0

Source: Pakistan Meteorological Department, Karachi.

N.R = Not received
 TR = Trace (Rainfall less than 0.1 mm)
 0.0 = No rainfall

3. ENERGY & MINING

3.1 Production of Crude Oil

Unit: Barrels

S.No.	Company	Field	Jul,14	Aug,14	Sep ,14	Oct,14	Nov,14	Dec,14	Jan,15	Feb,15	Mar,15	Apr,15	Cummulative Total from July, 2014
PUNJAB													
1	OGDCL	BHALSYEDAN	352	337	308	347	355	390	477	534	650	906	4656
2		CHAK NAURANG	8215	8710	9040	8884	8720	8990	5370	4265	4680	5240	72114
3		DAKHNI	27185	22015	12110	7220	29080	24675	20645	20105	31690	24470	219195
4		DHODAK	1136	54	412	1201	1579	1701	1563	1432	1613	1532	12223
5		FIMKASSAR	3379	3379	3270	3379	3270	3235	3193	2884	3193	3090	32272
6		KAL	8041	7595	7581	3420	3801	3726	3747	3422	3299	3151	47783
7		MISSAKISWAL	666	926	940	1447	5496	1895	892	869	937	822	14890
8		RAJIAN	64350	55770	47265	60390	56850	58475	56630	52420	48155	41475	541780
9		SADKAL	1358	1449	1400	1415	1350	1709	1579	1459	1588	1486	14793
10		TOOT	10634	10288	9945	10330	9988	10321	10550	9215	10168	9992	101431
		Sub Total	125316	110523	92271	98033	120489	115117	104646	96605	105973	92164	1061137
11	OPL	DHURNAL	3075	3093	3201	3281	3246	3496	3471	2813	3266	2680	31622
12		RATANA	18761	18131	16880	16809	15746	15246	13597	11293	11104	9713	147280
		Sub Total	21836	21224	20081	20090	18992	18742	17068	14106	14370	12393	178902
13	POL	BALKASSAR	9960	10709	11178	11252	11588	12973	11835	11343	12542	12321	115701
14		BELA	0	1011	85	0	0	0	0	0	0	0	1096
15		DHULIAN	4916	4800	4330	4922	4649	4586	4424	4161	4373	4432	45593
16		KHAUR	158	149	152	159	152	184	193	164	182	151	1644
17		JOYAMIR	1135	1267	766	0	0	0	0	0	15	754	3937
18		MINWAL	0	0	0	2037	2413	2286	2363	1869	2137	1474	14579
19		MEYAL	9501	9877	9079	10190	9381	10262	10088	8933	10121	9496	96928
20		PARIWALI	15863	15830	15105	15861	14643	16199	15465	13610	15510	14712	152798
21		PINDORI	8111	7598	7126	9059	10571	8095	7899	7213	7500	9719	82891
22		TURKWAL	976	870	799	849	816	820	793	715	805	775	8218
		Sub Total	50620	52111	48620	54329	54213	55405	53060	48008	53185	53834	523385
23	MPCL	GHAURI	40905	26035	11992	36500	29117	21349	20694	18117	24825	23267	252801
24		HALINI	0	24914	28267	35269	40943	43320	41593	36675	40124	37860	328965
		Sub Total	40905	50949	40259	71769	70060	64669	62287	54792	64949	61127	581766
25	PPL	ADHI	205611	201552	136735	202257	194250	206090	199727	179364	195749	186312	1907647
		Sub Total	205611	201552	136735	202257	194250	206090	199727	179364	195749	186312	1907647
26	Dewan	RODHO SALSABIL	3645	3572	3396	3512	3441	3324	3417	2991	3234	2917	33449
		Sub Total	3645	3572	3396	3512	3441	3324	3417	2991	3234	2917	33449
		TOTAL	447933	439931	341362	449990	461445	463347	440205	395866	437460	408747	4286286
SINDH													
1	BHP	ZAMZAMA	30692	29742	26757	29759	24323	28952	24573	22075	23642	21731	262246
		Sub Total	30692	29742	26757	29759	24323	28952	24573	22075	23642	21731	262246
2	UEPL	AASSU	137074	129259	135284	140418	141459	161588	136023	145572	204319	189045	1520041
3		ALI	433	635	195	212	262	345	371	363	399	261	3476
4		BIJORO	12118	9725	7833	6702	5251	4957	2583	1363	1783	2518	54833
5		BHATI/ NAKURJI	11	2	77	3	10	4	0	12	45		164
6		BUKHARI DEEP	70	39	0	0	0	14	7	27	10	8	175
7		BACHAL	2376	1792	1858	1452	1510	1407	1426	913	1511	1167	15412
8		BAKSH DEEP	3788	3780	2744	2638	1939	1901	2118	1294	1217	2763	24182
9		DHANI	0	0	810	7378	3643	1957	395	3344	2683	372	20582
10		DABHI (South)	2240	1943	1823	1977	1667	1395	1517	3055	399	3054	19070
11		DABHI (North)	4351	4069	3602	3865	3467	3578	3666	1643	3509	523	32273
12		DUPHRI	273	618	301	155	326	1423	918	572	57		4643
13		GHUNGRO	2605	1715	3670	3951	3177	3479	3763	3381	3166	3436	32343
14		GHARO	4931	7371	5643	5364	5798	4667	4945	4047	2805	3032	48603
15		GOLARCHI							3				3
16		HALIPOTA	5278	4880	5080	4964	4584	4516	2644	3316	2798	2411	40471
17		JABO	6215	6629	6437	6579	6005	5939	5760	6771	5838	4950	61123
18		JAGIR	1856	2359	2388	1980	3118	1322	1133	1999	1790	1865	19810
19		JARAR DEEP	6112	7171	8391	4748	5278	6661	10636	7787	9807	5781	72372
20		JOGWANI	70	147	44	389	476	744	940	350	331	760	4251
21		JHABERI SOUTH	2093	1445	1697	1269	2112	1454	1491	1074	1037	1673	15345
22		JAN	0	0	0	0	0	0	0	0	710	214	924
23		KAMAL NORTH 1	7414	8211	8092	8310	7112	13144	8651	5345	11571	39005	116855

Contd.

3.1 Production of Crude Oil

Unit: Barrels

S.No.	Company	Field	Jul,14	Aug,14	Sep,14	Oct,14	Nov,14	Dec,14	Jan,15	Feb,15	Mar,15	Apr,15	Cummulative Total from July, 2014
24		KHASKELI	6634	6152	5856	5416	6104	5770	6299	4916	7001	5965	60113
25		KHASKELI DOWN THROWN	709	776	743	667	535	645	787	644	874	759	7139
26		KHOREWAH	2584	2865	2886	2920	4222	2586	2791	2544	2691	2935	29024
27		KOLI	3612	3341	2913	3619	4043	646	796	2049	1958	1170	24147
28		KORAI	0	0	0	0	1029	21983	21018	14098	12988	26352	97468
29		LAGHARI	3292	3371	3350	3451	3388	3323	3197	2646	2554	1531	30103
30		LODANO	6412	6194	4806	2929	2571	2857	2278	2039	2366	1555	34007
31		LODANO DEEP	20312	16492	13228	12697	12092	11144	9142	7386	8493	7633	118619
32		LIARI DEEP							150		0	71	221
33		LIMU	0	0	0	0	0	0	0	609	47	17	673
34		MAZARI	9485	9439	8851	8630	9100	9745	9339	8987	9559	9434	92569
35		MALAH	174	0	64	0	0	0	0	0			238
36		MAKDUMPUR	3307	1847	1660	821	921	1695	1462	1280	1417	776	15186
37		MEYUN ISMAIL DEEP	200	265	156	195	297	80	110	212	159	211	1885
38		MEYUN ISMAIL	1070	894	832	828	1339	563	546	994	820	972	8858
39		MANSOORA DEEP	0	0	0	0	0	77	0	0	0		77
40		MOHANO	2559	2360	2256	2100	2291	2091	2272	1601	2696	1906	22132
41		MURID	60722	57562	57544	47040	36498	32817	31385	25715	20941	23144	393368
42		MUBAN	9031	8920	8501	8380	9268	7646	9016	8154	4939	5967	79822
43		MISSRI	1873	1949	2090	1481	1667	1441	2001	1737	1908	2097	18244
44		NAIMAT BASAL	0	0	0	0	0	5360	13599	12119	5329	2890	39297
45		NAIMAT WEST	14177	16146	13627	10752	11048	10185	10589	7970	9639	7187	111320
46		NORTH AKRI	2273	2533	2610	4177	1990	2438	2008	1658	1609	1695	22991
47		NANDO	0	0	0	0	0	0	0		26	46	72
48		PANIRO	3489	4915	3718	2468	2441	3068	3464	3039	1465	2261	30328
49		PIARO DEEP	185	129	129	128	191	468	562	137	335	186	2450
50		RAHIM NORTH	41984	32337	25934	26124	24889	22718	21509	19097	19936	11137	245665
51		RAHIM 1X	0	0	0	0	0	0	0	0	0		0
52		RAHIM 2X	0	0	0	0	0	0	0	0	0		0
53		SAKHI	3729	4380	3919	4136	5293	2000	2360	3295	3182	3858	36152
54		SAMAN										3858	3858
55		SALAMAT											0
56		SAKHI DEEP	152	149	293	216	152	20	55	104	68	86	1295
57		SAKHI SOUTH DEEP	143	199	81	47	132	64	63	70	35		834
58		SONRO	43656	40833	46131	70492	59005	56385	52901	54292	58184	46029	527908
59		SOUTH BUZDAR	507	578	563	439	356	271	229	49	0		2992
60		SOUTH BUZDAR DEEP	13705	17736	19183	17146	18201	15429	15505	13553	16070	13907	160435
61		SOUTH MAZARI	10403	10979	10304	10204	9558	9678	9443	8642	9622	9163	97996
62		SOHRAB DEEP	3929	7753	11691	12560	13807	16307	15647	13048	13487	11812	120041
63		SOUTH MAZARI DEEP	17035	17104	14976	15661	14558	14720	14701	14173	16152	15172	154252
64		SHEIKHANO	7515	6337	5629	5352	4643	4489	4109	3457	3373	3098	48002
65		SHEIKHANO DEEP	4710	4220	4255	3708	2608	2069	2303	1747	2184	1674	29478
66		SUMAR DEEP	14162	19518	24562	23465	24793	25667	25419	19198	22313	6019	205116
67		SUTIARI DEEP	4170	1573	220	430	1267	1674	6391	6326	5654	2899	30604
68		SUHRAT	0	0	481	320	155	0	28	0	0		984
69		SALEH	0	0	0	33900	30412	24013	20316	31637	38034	45558	223870
70		THEBO	13805	10721	8696	6879	4886	5837	4911	4663	4740	2464	67602
71		THARO											0
72		TAJEDI	2609	2884	2289	27	0	1763	2634	1994	1867	2034	18101
73		TANDO GHULAM ALI	644	598	512	617	600	606	653	594	633	474	5931
74		TANGRI	2798	2712	2722	2762	3398	1130	1501	2368	2016	2631	24038
75		TANGRI DEEP	283	387	407	297	760	136	253	582	126	310	3541
76		TURK DEEP	1408	1414	1065	1470	1970	2191	1930	3778	3438	1729	20393
77		TURK	2936	2251	2376	2750	686	2466	2560	2140	1596	1827	21588
78		UMER	0	0	0	0	0	0	0	0	19658	16447	36105
79		ZAUR	6327	6385	5024	5430	3975	6827	4828	4487	5431	5646	54360
		Sub Total	548018	528988	523102	565485	534333	563583	532050	512056	603398	577430	5488443
80	OGDCL	BOBI	37865	37670	28910	29615	35040	34540	34720	28580	27600	23990	318530
81		BALUCH	11171	10920	3121	7060	6835	2670	0	0	0		41777
82		CHAK 2	8710	9560	5690	10280	11465	10715	10410	5370	1464		73664
83		CHAK 7A	1240	1240	1767	1895	1950	1725	1705	1190	1500	785	14997

Contd.

3.1 Production of Crude Oil

Unit: Barrels

S.No.	Company	Field	Jul,14	Aug,14	Sep ,14	Oct,14	Nov,14	Dec,14	Jan,15	Feb,15	Mar,15	Apr,15	Cummulative Total from July, 2014
84		CHAK 66 NE	0	0	0	0	0	9200	17160	9895	3660		39915
85		CHAK 63	0	0	0	0	0	0	0	0	7840	8760	16600
86		HAKEEM DAHO	0	0	0	0	0	0	0	0	10570	20185	30755
87		NIM	0	0	0	0	0	1095	5260	3225	3005	2150	14735
88		NUR BAGHLA	2880	2986	2690	2717	2655	2750	2695	2265	2375	2130	26143
89		JAKHRO	7800	8960	4325	7185	6344	5390	5100	4680	5800	7195	62779
90		JARWAR	0	0	0	0	690	0	0	0	0	1910	2600
91		KUNNAR	100885	93765	95052	101315	106970	109549	105654	93617	101166	97514	1005487
92		KUNNAR PASAKHI DEEP	35085	33973	29250	30483	32825	33585	29906	27775	30234	31385	314501
93		LASHARI CENTRE	18295	18370	18005	19285	17835	20490	22500	20645	22715	22030	200170
94		MISSAN	4530	4610	4420	4570	4420	4570	4610	4120	4570	4415	44835
95		MOLLAN N	2460	2440	2380	2440	2380	2440	2460	2205	2440	2380	24025
96		PASAKI	104390	104245	97570	86460	96560	100105	99850	91110	106490	101705	988485
97		PASAKI N	23440	8935	21675	20740	9850	8115	0	3785	11545	13430	121515
98		PASAKI NORTH EAST	9085	24485	8785	8985	8635	9060	8995	8100	8935	8845	103910
99		PALI DEEP											0
100		QADIR PUR	21100	21390	21310	16745	20255	19795	20195	18920	22575	21110	203395
101		SONO	31770	31665	29580	29100	23920	18700	21975	20670	22870	19475	249725
102		TANDO ALAM	21305	21345	20675	19080	16550	17215	17940	16565	18220	18205	187100
103		THORA	21515	21410	19745	19255	18875	19280	15790	12495	13570	13355	175290
		Sub Total	463526	457969	414950	417210	424054	430989	426925	375212	429144	420954	4260933
104	PPL	ADAM	5077	5329	4032	4867	4634	4789	4891	4404	5359	5221	48603
105		KANDH KOT	221	268	246	598	504	592	1186	779	422	376	5192
106		KINZA											0
107		MAZARANI	369	626	452	459	358	513	646	370	344	353	4490
		Sub Total	5667	6223	4730	5924	5496	5894	6723	5553	6125	5950	58285
108	OMV	LATIF	956	1125	1235	1287	1407	1701	1561	1318	1502	1425	13517
109		MIANO	902	923	482	758	665	387	771	752	1012	631	7283
		Sub Total	1858	2048	1717	2045	2072	2088	2332	2070	2514	2056	20800
110	MPCL	MARI	2261	2110	1572	1530	1944	1539	1575	1786	1803	2411	18531
111		SUJJAL											0
112		SUJAWAL	2173	1966	2070	2063	1887	1970	2364	2704	2889	2890	22976
		Sub Total	4434	4076	3642	3593	3831	3509	3939	4490	4692	5301	41507
113	Eni(Pak)	BHIT	9087	9739	7624	10246	8279	9586	9778	10243	12188	8834	95604
114		BADHRA	0	0	0	0	654	1455	1530	1519	1629	1074	7861
115		KADANWARI	932	912	438	1079	880	540	540	790	1139	587	7837
		Sub Total	10019	10651	8062	11325	9813	11581	11848	12552	14956	10495	111302
116	OMV Maurice	MEHAR	86320	84790	90348	90077	76098	70865	68083	59541	55931	42813	724866
117		SAQIB	377	441	361	412	451	588	534	98	337	318	3917
		Sub Total	86697	85231	90709	90489	76549	71453	68617	59639	56268	43131	728783
		TOTAL	1150911	1124928	1073669	1125830	1080471	1118049	1077007	993647	1140739	1087048	10972299
		KHYBER .P.K											
1	OGDCL	CHANDA	62695	61510	57835	54551	60450	63675	55500	52790	51595	48200	568801
2		NASPHA	600701	598222	586779	661265	659621	677464	669096	595345	649595	622640	6320728
3		MELA	55340	59875	59865	66075	61380	62010	64890	62090	60180	68850	620555
		Sub Total	718736	719607	704479	781891	781451	803149	789486	710225	761370	739690	7510084
4	MOL	MANZALAI	25135	25437	22549	28256	26355	23172	29315	21383	26000	24187	251789
5		MAMIKHEL	43649	44032	37361	36904	39716	41710	32242	29887	32526	28645	366672
6		MARAMZAI	117298	118933	116146	116435	110714	110503	111541	100954	109562	104996	1117082
7		MAKORI	2674	2182	2100	1960	1800	1771	2942	2697	2588	2088	22802
8		MAKORI EAST	456767	470596	470281	384830	465451	450987	464093	416104	431241	439700	4450050
		Sub Total	645523	661180	648437	568385	644036	628143	640133	571025	601917	599616	6208395
		TOTAL	1364259	1380787	1352916	1350276	1425487	1431292	1429619	1281250	1363287	1339306	13718479
		BALOCHISTAN											
1	OGDCL	UCH	1349	1069	970	791	1071	1376	1102	914	1365	1543	11550
		Sub Total	1349	1069	970	791	1071	1376	1102	914	1365	1543	11550
2	MPCL	ZARGHUN SOUTH	0	0	0	325	472	240	771	778	675	475	3736
		Sub Total	0	0	0	325	472	240	771	778	675	475	3736
3	PPL	SUI	595	744	1194	1602	1611	2531	3305	1974	1932	1649	17137
		Sub Total	595	744	1194	1602	1611	2531	3305	1974	1932	1649	17137
		TOTAL	1944	1813	2164	2718	3154	4147	5178	3666	3972	3667	32423
		GRAND TOTAL	2965047	2947459	2770111	2928814	2970557	3016835	2952009	2674429	2945458	2838768	29009487

3.2 Production of Natural Gas

(MCFT)

S.No.	Company	Field	Jul,14	Aug,14	Sep ,14	Oct,14	Nov,14	Dec,14	Jan,15	Feb,15	Mar,15	Apr,15	Cummulative Total from July 2014
PUNJAB													
1	OGDCL	DAKHNI	1252.09	1202.51	677.66	597.15	907.65	1092.85	1055.19	981.60	1026.19	939.12	9732.01
2		BAHU	652.20	601.63	486.97	447.12	415.00	365.03	340.12	308.76	326.45	296.58	4239.86
3		FIMKASSAR	3.41	3.41	3.30	3.41	3.30	3.29	3.26	2.94	3.26	3.15	32.73
4		DHODAK	125.70	118.50	105.00	114.30	111.00	114.70	114.70	103.60	114.70	108.50	1130.70
5		KAL	2.26	2.10	2.10	1.00	0.00	0.00	0.00	0.00	0.00	0.00	7.46
6		MISSAKISWAL	3.62	3.61	3.38	4.85	11.74	5.91	3.35	2.89	3.14	3.69	46.18
7		NANDPUR/PANJPIR	267.62	260.55	255.97	262.16	172.55	266.40	278.60	254.58	286.24	284.59	2589.26
8		RAJIN	23.98	23.10	19.67	20.16	18.34	20.07	21.79	20.66	23.20	22.96	213.93
9		SOGHRI	0	0	0	0	0	0	0	0	111.69	15.64	127.33
10		TOOT	25.13	24.11	23.53	23.85	20.84	24.81	24.87	23.84	26.05	26.34	243.37
11		SADKAL	52.62	53.68	50.22	45.17	50.07	52.92	54.27	49.22	55.15	51.50	514.82
		SUB TOTAL	2408.63	2293.20	1627.80	1519.17	1710.49	1945.98	1896.15	1748.09	1976.07	1752.07	18877.65
12	OPL	DHURNAL	16.36	14.07	14.37	14.03	13.54	13.82	13.12	11.14	12.89	11.10	134.44
13		RATANA	297.91	284.38	264.00	258.79	236.72	226.85	206.23	173.55	172.04	150.45	2270.92
		SUB TOTAL	314.27	298.45	278.37	272.82	250.26	240.67	219.35	184.69	184.93	161.55	2405.36
14	POL	BALKASSAR	1.42	1.75	1.86	1.95	2.00	2.20	2.01	1.89	2.10	2.06	19.24
15		BELA	39.66	13.70	9.23	0.00	0.00	0.00	0.00	0.00	0.00	0.00	62.59
16		DHULIAN	72.85	72.85	61.86	72.85	70.24	72.77	72.46	65.80	72.78	70.50	704.96
17		MEYAL	83.68	83.76	71.82	84.66	82.18	85.38	83.77	75.32	83.01	82.10	815.68
18		PARIWALI	202.49	202.66	187.46	203.32	182.61	182.02	182.80	164.94	181.94	181.37	1871.61
19		PINDORI	20.96	19.96	18.44	24.10	32.24	26.04	20.44	21.14	21.47	26.95	231.74
20		TURKWAL	1.55	1.55	1.50	1.55	1.50	1.55	1.55	1.40	1.55	1.50	15.20
		SUB TOTAL	422.61	396.23	352.17	388.43	370.77	369.96	363.03	330.49	362.85	364.48	3721.02
21	PPL	ADHI	1291.49	1293.51	934.35	1315.00	1284.00	1336.48	1330.22	1183.00	1326.98	1264.00	12559.03
		SUB TOTAL	1291.49	1293.51	934.35	1315.00	1284.00	1336.48	1330.22	1183.00	1326.98	1264.00	12559.03
22	MPCL	HALINI	0.00	21.97	27.10	32.95	37.01	39.96	38.01	25.98	24.50	27.62	275.10
		SUB TOTAL	0.00	21.97	27.10	32.95	37.01	39.96	38.01	25.98	24.50	27.62	275.10
23	DEWAN	RODHO(SALSABIL)	517.79	503.01	485.77	487.84	461.09	456.89	446.10	412.59	448.87	427.38	4647.33
		SUB TOTAL	517.79	503.01	485.77	487.84	461.09	456.89	446.10	412.59	448.87	427.38	4647.33
		TOTAL	4954.79	4806.37	3705.56	4016.21	4113.62	4389.94	4292.86	3884.84	4324.20	3997.10	42485.49
SINDH													
1	BHP	ZAMZAMA	6423.00	6209.00	5550.00	6229.00	5924.00	5537.00	5530.00	4716.00	5029.00	4566.04	55713.04
		SUB TOTAL	6423.00	6209.00	5550.00	6229.00	5924.00	5537.00	5530.00	4716.00	5029.00	4566.04	55713.04
2	UEPL	ALI	86.53	87.62	82.92	85.28	84.11	86.35	85.17	74.92	82.18	81.41	836.49
3		AASSU	14.66	13.28	13.62	12.88	13.24	17.54	14.82	15.15	20.85	19.71	155.75
4		BHATTI/NAKURJI	24.22	22.44	22.11	22.18	20.68	22.42	28.05	31.63	25.12	21.83	240.68
5		BAQAR DEEP	0.31	0.00	0.00	0.00	0.00	0.00	0.00	0.00	0.00	0.00	0.31
6		BUKHARI DEEP	60.64	56.61	40.51	42.77	37.89	36.75	35.73	28.83	25.57	22.77	388.07
7		BACHAL	9.93	5.31	6.71	7.75	8.74	6.21	3.49	2.06	3.10	2.20	55.50
8		BAKSH DEEP	638.68	687.12	550.56	447.44	405.68	357.43	358.20	319.56	327.49	369.60	4461.76
9		BIJORO	1.89	1.89	1.52	1.39	1.27	1.11	0.96	0.72	0.98	0.87	12.60
10		DABHI SOUTH	8.82	11.35	15.74	18.23	17.98	14.12	13.81	10.41	17.41	18.05	145.92
11		DABHI NORTH	2.07	2.28	1.95	0.89	1.89	1.65	1.65	0.77	0.26	0.36	13.77
12		DHANI	0.00	0.00	0.84	12.52	14.96	9.25	3.56	3.43	4.23	0.50	49.29
13		DUPHRI	57.05	69.03	62.91	60.80	55.75	53.62	44.48	29.17	20.88	19.21	472.90
14		FATEH SHAH NORTH	40.38	35.15	30.64	27.17	22.51	15.77	22.09	16.19	6.28	16.17	232.35
15		GHUNGRO	2.41	1.29	3.05	3.29	2.75	2.67	2.62	2.24	2.55	2.51	25.38
16		G HARO	0.75	0.98	0.75	0.84	0.86	0.85	0.82	0.76	0.83	0.80	8.24
17		GOLARCHI	12.46	12.67	12.26	13.09	12.09	12.25	8.28	8.73	8.09	5.43	105.35
18		HALIPOTA	19.87	16.53	19.96	21.67	20.39	17.51	9.18	8.10	6.70	3.96	143.87
19		HAIDER DEEP	3.19	0.65	8.19	0.00	7.20	6.95	3.18	6.00	2.61	2.70	40.67
20		JABO	11.67	11.34	12.78	11.01	8.41	9.12	8.38	7.45	8.10	7.78	96.04
21		JARAR DEEP	290.90	290.04	280.81	288.27	263.67	296.78	417.38	377.35	421.92	277.23	3204.35
22		JHABERI SOUTH	1.83	1.70	1.32	1.25	0.97	0.93	1.05	0.87	1.19	1.22	12.33
23		JOGWANI	50.67	41.58	33.99	32.54	27.04	21.03	21.44	21.77	18.81	16.36	285.23
24		JAGIR	1.18	1.10	0.96	1.45	1.33	1.27	1.56	1.50	1.85	0.64	12.84

Contd.

3.2 Production of Natural Gas

S.No.	Company	Field	(MCF)										Cumulative Total from July 2014	
			Jul,14	Aug,14	Sep ,14	Oct,14	Nov,14	Dec,14	Jan,15	Feb,15	Mar,15	Apr,15		
25		JALAL	0.00	0.04	0.00	0.00	0.00	0.00	0.00	0.00	0.00	0.00	0.00	0.04
26		KATO	2.53	1.87	0.91	0.82	0.59	0.51	0.54	0.56	0.96	1.06	10.35	
27		KAMAL NORTH -1	38.34	32.83	27.96	31.45	30.70	44.00	45.07	41.04	47.90	119.69	458.98	
28		KAUSAR	80.31	75.01	75.29	75.50	75.79	83.27	74.37	55.85	59.96	61.99	717.34	
29		KHASKHELI	6.60	6.20	5.98	6.58	6.48	6.93	6.72	5.59	6.36	6.22	63.66	
30		KHASKHELI DOWN THI	0.66	0.65	0.46	0.45	0.44	0.50	0.71	0.62	0.70	0.64	5.83	
31		KHOREWAH	212.78	214.17	186.69	204.58	193.36	182.92	176.05	174.79	191.26	181.51	1918.11	
32		KHOREWAH DEEP	24.66	14.30	22.57	29.07	22.85	21.48	15.16	8.34	0.50	0.56	159.49	
33		KOLI	5.33	0.64	6.11	8.32	7.34	4.94	3.84	7.72	6.74	6.35	57.33	
34		KORAI	0.00	0.00	0.00	0.00	204.24	822.27	931.36	789.41	750.04	816.23	4313.55	
35		LAGHARI	5.02	5.28	5.07	5.16	4.95	4.61	4.33	3.45	2.62	2.21	42.70	
36		LODANO	53.75	52.33	40.92	35.47	30.68	23.55	19.80	20.73	23.72	204.03	504.98	
37		LODANO DEEP	41.64	27.19	23.19	25.83	22.24	22.20	15.39	13.92	15.56	30.20	237.36	
38		LIARI	3619.00	0.00	0.00	0.00	0.00	0.00	0.00	0.00	0.00	0.00	3619.00	
39		LIARI DEEP	0.00	1.04	0.00	0.00	0.00	0.00	14.37	0.00	11.18	10.07	36.66	
40		LIMU	0.00	0.00	0.00	0.00	0.00	0.00	0.00	101.79	171.17	35.97	308.93	
41		MAKHDUM PUR	24.93	26.94	26.24	34.36	37.03	27.01	29.95	24.69	17.45	8.28	256.88	
42		MAKHDUM PUR DEEP	7.75	8.28	6.88	5.57	5.04	6.07	6.08	6.64	4.88	6.97	64.16	
43		MAZARI	5.26	7.77	6.32	3.24	8.77	5.83	7.61	3.27	4.96	5.80	58.83	
44		MATLI	3.18	3.21	0.00	0.00	0.00	0.00	0.00	4.68	2.68	1.58	15.33	
45		MALAH	0.30	0.02	0.00	0.00	0.00	0.00	0.00	0.00	0.00	0.00	0.32	
46		MEWA	11.47	11.35	6.18	8.13	6.38	2.54	0.00	0.00	0.00	0.00	46.05	
47		MEYUN ISMAIL DEEP	25.24	24.10	22.15	22.80	18.07	10.74	11.70	11.23	19.09	29.67	194.79	
48		MISSRI	3.72	3.65	3.35	3.64	3.49	3.65	3.60	3.50	4.42	4.40	37.42	
49		MOHANO	1.27	1.23	1.23	1.27	1.12	1.04	1.25	1.05	1.28	1.16	11.90	
50		MUBAN	1.89	2.48	2.48	3.26	2.68	3.08	2.82	2.57	2.17	2.05	25.48	
51		MURID	28.79	22.30	15.00	11.97	9.50	8.82	8.45	8.02	8.96	8.31	130.12	
52		NAIMAT BASAL	157.45	133.85	132.76	122.95	118.54	83.72	190.44	174.16	162.36	61.55	1337.78	
53		NAIMAT BASAL 2X	0.00	0.00	0.00	0.00	0.00	0.00	0.00	0.00	0.00	0.00	0.00	
54		NAIMAT WEST	1416.54	1746.97	1464.45	1218.48	964.73	1076.27	1166.55	1127.27	1336.18	1167.97	12685.41	
55		NANDO	33.63	31.48	17.31	15.13	14.48	14.72	13.25	9.52	7.04	5.54	162.10	
56		NURPUR DEEP	36.98	34.76	31.47	36.14	33.98	32.25	30.06	28.28	29.87	27.88	321.67	
57		NORTH AKRI	0.83	0.80	0.79	0.87	0.81	0.76	0.64	0.46	0.26	0.22	6.44	
58		PANIRO	4.45	3.72	3.82	3.42	3.77	4.57	4.54	3.37	2.38	2.66	36.70	
59		PIARO DEEP	26.50	24.93	21.73	21.68	16.78	17.18	16.21	11.98	12.12	8.90	178.01	
60		PIR	0.00	0.03	0.06	0.08	0.00	0.21	0.00	0.00	0.00	0.00	0.38	
61		QASIM DEEP	145.03	147.30	154.66	147.14	142.87	142.27	136.46	116.71	121.38	103.60	1357.42	
62		RAHIM NORTH	108.77	108.34	120.62	124.41	122.21	118.89	123.19	101.78	115.93	95.88	1140.02	
63		RAHIM 1X	0.00	0.00	0.00	0.00	0.00	0.00	0.00	0.00	0.00	0.00	0.00	
64		RAHIM 2X	0.00	0.00	0.00	0.00	0.00	0.00	0.00	0.00	0.00	0.00	0.00	
65		RAJANI	0.00	0.00	0.00	0.00	0.00	5.08	0.00	0.00	0.00	0.58	5.66	
66		RAGNI DEEP	18.07	18.80	18.96	19.83	19.27	19.83	20.06	17.89	19.81	17.95	190.47	
67		SALEH	0.00	0.00	0.00	32.25	24.95	18.40	18.68	23.25	62.50	56.13	236.16	
68		SAKHI DEEP	31.61	31.80	29.70	31.53	22.73	24.34	23.62	22.51	28.83	33.65	280.32	
69		SAKHI SOUTH DEEP	26.00	22.16	12.95	9.67	5.81	5.28	6.63	5.47	4.59	1.45	100.01	
70		SAMAN	0.00	0.00	0.00	0.00	0.00	0.00	0.00	0.00	0.00	8.74	8.74	
71		SALAMAT	0.00	0.00	0.00	0.00	0.00	0.00	0.00	0.00	0.00	0.00	0.00	
72		SONRO	33.02	25.97	27.25	36.35	55.44	57.59	54.66	47.95	45.82	44.37	428.42	
73		SOUTH MAZARI	6.46	9.01	6.70	3.34	6.40	5.06	7.98	3.43	5.12	5.44	58.94	
74		SOUTH MAZARI DEEP	114.18	85.09	36.50	8.85	17.21	22.69	23.75	22.09	28.05	22.64	381.05	
75		SOHRAB DEEP	1197.01	1680.71	3641.68	4484.43	5011.13	4771.23	4293.57	3558.97	3739.42	3300.38	35678.53	
76		SUMAR DEEP	684.03	636.07	508.11	407.32	302.89	344.11	309.55	254.84	213.52	142.37	3802.81	
77		BUZDAR SOUTH	6.54	6.64	6.99	8.01	7.68	6.56	7.12	2.83	0.00	0.00	52.37	
78		BUZDAR SOUTH DEEP	344.82	396.79	388.14	375.71	322.72	287.21	318.30	274.95	300.49	278.86	3287.99	

Contd.

3.2 Production of Natural Gas

S.No.	Company	Field	(MCF)										Cumulative Total from July 2014
			Jul,14	Aug,14	Sep ,14	Oct,14	Nov,14	Dec,14	Jan,15	Feb,15	Mar,15	Apr,15	
79		SHEIKHANO	8.47	5.09	6.65	8.61	6.89	4.48	4.66	22.06	23.02	20.90	110.83
80		SHEIKHANO DEEP	3.45	2.15	1.40	1.75	0.85	0.43	0.44	0.38	0.41	0.57	11.83
81		SUTIARI DEEP	1134.77	797.19	131.45	358.61	701.10	1009.99	1249.12	1026.30	969.95	555.27	7933.75
82		SUHRAT	0.00	15.35	61.90	11.21	19.75	0.99	47.18	38.81	36.03	32.66	263.88
83		TANDO GHULAM ALI	61.48	65.97	62.65	62.18	58.25	58.07	57.80	52.34	55.05	53.38	587.17
84		TANGRI	2.55	2.45	2.26	2.33	2.19	1.89	1.89	1.75	2.04	1.94	21.29
85		TANGRI DEEP	55.64	52.29	32.53	45.58	42.05	10.36	32.53	41.27	28.44	31.08	371.77
86		TAJEDI	0.41	0.37	0.36	0.17	0.00	0.15	0.27	0.23	0.14	0.11	2.21
87		THARO	0.00	0.00	0.00	0.00	0.00	0.00	0.00	0.00	0.00	0.00	0.00
88		THEBO	129.85	101.82	106.97	118.58	97.43	94.76	105.29	79.61	79.58	62.05	975.94
89		TURK	54.39	51.47	52.45	49.38	47.76	35.63	48.91	47.09	54.04	57.26	498.38
90		TURK DEEP	307.89	292.44	270.46	287.09	285.62	332.31	324.20	288.25	299.14	264.16	2951.56
91		UMER	0.00	0.00	0.00	0.00	0.00	0.00	0.00	0.00	31.88	102.21	134.09
92		USMAN	114.13	111.13	110.99	116.32	114.83	124.78	115.31	92.16	99.69	210.78	1210.12
93		ZAUR	17.90	19.59	18.82	17.55	10.82	4.36	5.35	10.56	18.36	19.81	143.12
94		ZAUR DEEP	5.19	6.44	6.13	5.39	4.44	3.76	4.07	3.63	3.25	2.49	44.79
95		SUB TOTAL	11832.57	8581.81	9178.75	9822.52	10327.53	11017.72	11227.35	9769.22	10298.25	9237.69	101293.41
96	ENI(PAK)	BHIT	10068.00	9765.00	9366.00	9223.00	6205.21	6303.48	6451.31	5964.21	6687.09	6225.73	76259.03
97		BADHRA	0.00	0.00	0.00	0.00	2398.83	3254.47	4345.41	4100.46	4338.05	4085.36	22522.58
98		LUNDALI	45.00	0.00	0.00	0.00	0.00	0.00	0.00	0.00	0.00	0.00	45.00
99		KADANWARI	4837.00	4478.00	3923.00	4484.00	3210.36	3160.71	2441.26	2121.93	2659.33	2653.44	33969.03
100		SUB TOTAL	14950.00	14243.00	13289.00	13707.00	11814.40	12718.66	13237.98	12186.60	13684.47	12964.53	132795.64
101	MPCL	KOONJ-1A	47.58	47.39	43.98	43.35	44.35	44.54	43.35	39.25	42.71	40.98	437.48
102		SUJAWAL	304.85	308.39	287.98	289.57	275.98	302.98	312.23	337.08	374.92	360.69	3154.67
103		ZARGHUN SOUTH	0.00	0.00	0.00	167.72	0.00	0.00	0.00	0.00	0.00	0.00	167.72
104		MARI	18989.32	18991.40	17100.53	18361.90	18063.41	18147.08	18280.87	15854.83	18484.10	17909.00	180182.44
105		SUB TOTAL	19341.75	19347.18	17432.49	18862.54	18383.74	18494.60	18636.45	16231.16	18901.73	18310.67	183942.31
106	OGDCL	BOBI	534.30	524.10	389.50	410.93	480.00	478.60	477.40	404.80	411.40	363.40	4474.43
107		BALUCH	48.45	42.23	23.01	43.56	54.62	22.03	0.00	0.00	0.00	0.00	233.90
108		CHAK 2	258.29	263.90	168.73	251.10	244.58	257.67	226.25	157.48	46.45	0.00	1874.45
109		GOPANG	12.00	12.00	8.00	4.00	2.42	0.00	0.00	0.00	0.00	0.00	38.42
110		CHAK 66NE	0.00	0.00	0.00	0.00	0.00	138.83	230.60	131.78	53.62	0.00	554.83
111		CHAK 63	0.00	0.00	0.00	0.00	0.00	0.00	0.00	0.00	94.61	113.23	207.84
112		HAKEEM DAHO	0.00	0.00	0.00	0.00	0.00	0.00	0.00	0.00	209.07	411.29	620.36
113		DACHRAPUR	357.89	358.80	347.14	360.38	336.67	323.03	312.80	275.72	299.74	280.03	3252.20
114		CHAK 7A	18.60	18.60	37.91	37.82	36.60	37.38	37.82	31.20	10.27	7.61	273.81
115		JAKHRO	136.79	141.20	77.40	137.50	125.45	137.30	136.04	124.91	144.65	184.47	1345.71
116		NUR BAGHLA	196.58	198.48	180.50	176.88	169.90	170.58	168.68	146.14	144.78	136.60	1689.12
117		NIM	0.00	0.00	0.00	0.00	0.00	8.42	63.31	52.02	53.03	46.36	223.14
118		KUNNAR	453.13	442.99	454.47	528.51	560.72	583.80	571.72	510.72	561.95	548.93	5216.94
119		KUNNAR PASAKHI DEE	3769.72	3735.71	3096.36	3512.55	3420.36	3549.32	3453.08	3191.20	3454.82	3418.84	34601.96
120		SARI HUNDI	56.82	51.31	36.23	44.59	59.14	60.36	56.88	42.88	50.89	43.32	502.42
121		PAKHRO	4.59	0.00	2.96	20.72	12.98	0.00	0.00	0.00	0.00	0.00	41.25
122		QADIRPUR	14425.66	14151.23	13679.33	11355.94	13175.66	13413.74	13219.18	11951.70	13147.82	12474.72	130994.98
123		PASAKHI	20.62	20.62	19.95	20.62	19.95	20.72	20.62	18.62	20.58	19.95	202.25
124		MARU-RETI	383.13	371.05	349.00	352.23	333.39	339.05	335.06	298.25	331.30	337.64	3430.10
125		SUB TOTAL	20676.57	20332.22	18870.49	17257.33	19032.44	19540.83	19309.44	17337.42	19034.98	18386.39	189778.11
126	OMV	MIANO	2089.00	2056.00	1927.53	2079.00	1984.00	1992.00	1984.00	1697.00	1939.00	2343.00	20090.53
127		LATIF	3006.00	3150.00	2979.20	2896.00	3153.00	3718.00	3652.00	3072.00	3295.00	3002.00	31923.20
128		SAWAN	0.00	3395.00	3210.10	3465.00	3259.00	3278.00	3148.00	2824.00	3044.00	2909.00	28532.10
129		TAJJAL	224.00	224.00	207.60	208.00	143.00	203.00	238.00	182.00	217.00	166.00	2012.60
		SUB TOTAL	5319.00	8825.00	8324.43	8648.00	8539.00	9191.00	9022.00	7775.00	8495.00	8420.00	82558.43
130	PPL	CHACHAR	27.00	26.93	17.00	10.00	16.00	39.22	70.54	105.00	108.74	105.00	525.43

Contd.

3.2 Production of Natural Gas

													(MCFT)
S.No.	Company	Field	Jul,14	Aug,14	Sep ,14	Oct,14	Nov,14	Dec,14	Jan,15	Feb,15	Mar,15	Apr,15	Cummulative Total from July 2014
131		ADAM	357.00	361.82	282.00	348.00	340.00	347.65	348.99	312.00	352.27	351.00	3400.73
132		KANDHKOT	5423.00	5226.81	4526.00	4304.00	4372.00	4760.79	4888.66	4546.00	5232.48	4485.00	47764.74
133		KINZA	0.00	0.00	0.00	0.00	0.00	0.00	0.00	0.00	0.00	0.00	0.00
134		MAZRANI	158.00	155.71	150.00	151.00	145.00	145.84	148.83	132.00	143.69	132.00	1462.07
		SUB TOTAL	5965.00	5771.27	4975.00	4813.00	4873.00	5293.50	5457.02	5095.00	5837.18	5073.00	53152.97
135	PEL	BADAR	384.85	383.93	345.94	382.46	374.85	383.92	381.87	342.78	344.57	357.38	3682.55
136		BLOCK-22	187.58	187.84	152.25	130.42	142.51	144.06	229.22	234.49	264.66	249.52	1922.55
		SUB TOTAL	572.43	571.77	498.19	512.88	517.36	527.98	611.09	577.27	609.23	606.90	5605.10
137	HYCARBEX	HASEEB	359.11	270.37	141.25	94.19	147.51	128.42	78.65	47.83	15.06	12.32	1294.71
		SUB TOTAL	359.11	270.37	141.25	94.19	147.51	128.42	78.65	47.83	15.06	12.32	1294.71
138	POGC	REHMAN	313.24	312.12	300.66	317.84	293.42	301.20	299.22	265.85	293.64	285.01	2982.20
		SUB TOTAL	313.24	312.12	300.66	317.84	293.42	301.20	299.22	265.85	293.64	285.01	2982.20
139	OMV MAURICE SAQIB		157.98	152.45	139.42	135.88	140.00	138.92	129.87	59.87	135.24	125.70	1315.33
140		MEHAR	970.91	1009.04	1067.59	1119.87	978.99	944.53	902.83	815.69	788.81	622.20	9220.46
		SUB TOTAL	1128.89	1161.49	1207.01	1255.75	1118.99	1083.45	1032.70	875.56	924.05	747.90	10535.79
		TOTAL	86881.56	85625.23	79767.27	81520.05	80971.39	83834.36	84441.90	74876.91	83122.59	78610.45	819651.71
K.P.K													
1	OGDCL	CHANDA	127.65	127.98	115.28	121.40	132.00	116.61	116.32	102.43	108.71	100.71	1169.09
2		NASHPA	2253.35	2225.12	2200.60	2472.40	2497.32	2609.70	2602.65	2339.34	2584.51	2466.11	24251.10
3		MELA	314.14	317.23	327.09	323.53	312.14	311.47	328.38	275.57	294.06	328.23	3131.84
		SUB TOTAL	2695.14	2670.33	2642.97	2917.33	2941.46	3037.78	3047.35	2717.34	2987.28	2895.05	28552.03
4	MOL	MAKORI	86.60	86.23	69.58	62.75	61.37	62.90	64.31	58.73	60.76	52.52	665.75
5		MAKORI EAST	1817.07	1700.48	1959.65	1662.00	1990.14	2010.28	2155.71	1960.86	2040.98	2121.84	19419.01
6		MAMIKHEL	1089.01	1091.44	1160.20	989.46	1004.59	1046.42	1035.00	959.16	1051.42	977.09	10403.79
7		MANZALAI	1964.34	1957.21	1792.75	2263.49	2408.22	2348.83	2284.00	1962.63	2161.40	2012.36	21155.23
8		MARAMZAI	3170.23	3212.94	3049.18	3046.82	2846.86	2940.30	2969.68	2674.23	2911.47	2825.38	29647.09
		SUB TOTAL	8127.25	8048.30	8031.36	8024.52	8311.18	8408.73	8508.70	7615.61	8226.03	7989.19	81290.87
		TOTAL	10822.39	10718.63	10674.33	10941.85	11252.64	11446.51	11556.05	10332.95	11213.31	10884.24	109842.90
		GRAND TOTAL	128833.71	126806.39	119621.22	118395.54	121618.19	125043.30	125582.50	109683.53	123283.31	119037.38	1217905.07
BALUCHISTAN													
1	OGDCL	LOTI	714.37	715.75	675.61	688.58	650.95	672.87	645.63	563.95	632.63	587.52	6547.86
2		PIRKOH	443.20	424.14	438.95	423.25	435.40	501.10	477.00	408.00	462.00	431.40	4444.44
3		UCH	11912.40	11435.00	11720.50	7748.60	11081.50	12135.70	10474.70	7282.40	10007.50	11605.10	105403.40
		SUB TOTAL	13069.97	12574.89	12835.06	8860.43	12167.85	13309.67	11597.33	8254.35	11102.13	12624.02	116395.70
4	MPCL	ZARGHUM SOUTH	0.00	0.00	0.00	0.00	456.69	214.56	361.21	407.48	441.05	471.57	2352.56
		SUB TOTAL	0.00	0.00	0.00	0.00	456.69	214.56	361.21	407.48	441.05	471.57	2352.56
5	PPL	SUI	13105.00	13081.27	12639.00	13057.00	12656.00	11848.26	13333.15	11927.00	13080.03	12450.00	127176.71
		SUB TOTAL	13105.00	13081.27	12639.00	13057.00	12656.00	11848.26	13333.15	11927.00	13080.03	12450.00	127176.71
		TOTAL	26174.97	25656.16	25474.06	21917.43	25280.54	25372.49	25291.69	20588.83	24623.21	25545.59	245924.97

**3.3 Company wise Production of Crude Oil and Natural Gas
for the month of April,2015**

Name of Company	Crude Oil (US Barrel)	Number of Oil Fields	% Share in Total Production	Natural Gas (MCFt)	Number of Gas Fields	% Share in Total Production
OGDCL	1254351	34	44.19	35657.53	30	29.95
PPL	193911	5	6.83	18787	6	15.78
MPCL	66903	5	2.36	18809.89	5	15.80
UEPL	577430	66	20.34	9237.68	81	7.76
OMV	2056	2	0.07	8420	4	7.07
BHP	21731	1	0.77	4566.04	1	3.84
Eni(Pak)	10495	3	0.37	12964.53	3	10.89
OMV Maurice	43131	2	1.52	747.9	2	0.63
OPL	12393	2	0.44	161.55	2	0.14
POL	53834	9	1.90	364.48	6	0.31
Dewan	2917	1	0.10	427.38	1	0.36
MOL	599616	5	21.12	7989.19	5	6.71
Hycarbex	-			12.32	1	0.01
POGC	-			285.01	1	0.24
PEL	-			606.9	2	0.51
Total	2838768	135	100.00	119037.4	150	100.00

3.4 Province wise Production of Crude Oil and Natural Gas for the month of April, 2015

Province	Crude Oil (US Barrel)	Number of Oil Fields	Natural Gas (MCFt)	Number of Gas Fields
Punjab	408747	25	3997.1	21
Sindh	1087048	99	78610.44	116
KPK	1339306	8	10884.24	8
Balochistan	3667	3	25545.59	5
Total	2838768	135	119037.37	150

Source: Directorate General of Petroleum concession
M/O Petroleum & Natural Resources Islamabad

3.5 Production Of Crude Oil, Natural Gas And Electricity

Year / Month	Crude Oil (000 Barrels)	Natural Gas (MCFT)	Total (Elec. Gen. Mn.Kwh)	Hydel	Thermal	Nuclear
2009-10	23706	1482846	94222	27927	63504	2791
2010-11	24041	1471590	86873	31781	52376	2716
2011-12	24573	1558960	67272	28431	53571	5270
2012-13	27841	1505839	86190	29687	51950	4553
2013-14	31585	149368	101524	31698	64924	4902
2014						
Jul	2965	128833	11083	3807	6816	460
Aug	2947	126806	10868	4196	6161	511
Sep	2770	119621	9495	3505	5497	493
Oct	2929	118396	8763	3187	5274	302
Nov	2971	121618	7190	2882	3809	499
Dec	3017	125043	6849	1894	4510	445
2015						
Jan	2952	125583	6058	804	4851	403
Feb	2674	109684	6242	1935	3828	479
Mar	2945	123283	6822	1336	4952	534
Apr	2839	119037	7685*	1457	5720*	508

*= Provisional

Source i) Directorate General of Petroleum concession
M/O Petroleum & Natural Resources Islamabad
ii) Electricity Generating Establishments

3.6 Mineral Production

(Thousand Tonnes)

Year / Month	Marble	Arg Clay	Silica Sand	Gypsum	Lime Stone	Ordinary Stone(MT)	Rock Salt	Coal	Copper (MT)	Copper Blister (MT)	
2009-10	1065	4304	411	854	37137	6715	1944	3536	-	18121	
2010-11	1133	4484	301	885	32021	6685	1954	3292	-	15672	
2011-12	1751	4562	270	1260	35016	6540	2136	3179	-	17931	
2012-13	2360	4513	356	1250	38932	4890	2160	2813	-	12285	
2013-14	2591	4935	268	1322	36460	2895	2220	3140	430	8933	
2014	Jul	119	229	17	143	3001	260	195	189	-	2231
	Aug	170	297	11	113	2795	260	142	182	-	2155
	Sep	227	480	12	141	3042	200	202	284	-	87
	Oct	181	487	15	103	3302	260	144	176	-	-
	Nov	255	536	21	113	3546	205	196	294	-	-
	Dec	205	326	27	112	3197	160	214	275*	-	-
2015	Jan	120	283	27	105	3172	150	209	277*	52	-
	Feb	111	331	39	118	3157	160	139	262*	-	-
	Mar	378	633	27	86	3630	150	119	260*	-	275443
	Apr	363*	507	20	117	3807*	205*	151	311*	-	-

* = Provisional

Source: Provincial Directorates of Mines & Minerals Punjab, Sindh, KPK, Balochistan & FATA.

3.6 Mineral Production

(Tonnes)

Year / Month	Iron ore	Bauxite	Barytes	Bentonite	Celestite	China Clay	Chalk	Chromite	Dolomite	Laterite	
2009-10	447541	9031	57166	34596	160	22769	2939	257148	130408	181046	
2010-11	329100	9033	31836	30840	-	16055	1100	148034	240111	298994	
2011-12	384893	30223	48510	16520	-	21555	2749	179203	198392	293625	
2012-13	408604	25288	118471	26077	-	22917	810	136443	335819	328067	
2013-14	192749	31156	132379	40650	-	16191	1005	83507	673042	380166	
2014	Jul	35518	1303	2226	2208	-	772	-	9205	75120	27199
	Aug	25058	636	50	2648	-	911	-	7064	8567	55673
	Sep	38635	539	29354	3204	-	863	200	8743	12521	28785
	Oct	24070	4671	11636	3523	-	660	100	5528	13128	24774
	Nov	28090	3367	800	1615	-	2590	109	6339	38426	24467
	Dec	22057	1060	22583	1585	-	973	106	3481	26521	36880
2015	Jan	37690	2603	28134	1437	-	2348	-	10778	6882	26340
	Feb	32358	1930	9784	1286	-	3088	-	8408	7289	27368
	Mar	13701	2605	3699	1753	-	773	-	4626	7660	30460
	Apr	24736*	2362	17038*	1799	-	1518	-	4173*	8224*	38430

* = Provisional

Source: Provincial Directorates of Mines & Minerals Punjab, Sindh, KPK, Balochistan & FATA.

3.6 Mineral Production

Year / Month	Feldspar	Fire Clay	Flourite	Fullers Earth	Magnesite	Magnese	Ocher	Ord Sand/Bajri Sand	Soap Stone	Sulphur	
2009-10	54198	329055	290	11219	5159	1655	55352	-	53991	26641	
2010-11	23254	274042	3156	4180	4908	785	36078	-	47561	27645	
2011-12	53235	408187	6859	6906	5444	345	42107	-	55515	25560	
2012-13	38218	454645	13344	4259	6705	290	37769	2141	93214	20610	
2013-14	81858	458037	7500	6397	3725	3945	32634	3500	72234	35672	
2014	Jul	3834	36148	537	1966	224	-	2036	-	11214	3125
	Aug	3048	23310	648	2326	210	400	403	-	7955	3018
	Sep	2348	32292	809	442	266	780	402	-	7552	1723
	Oct	6092	29342	443	311	1024	320	3424	-	4974	81
	Nov	4199	36603	742	491	1059	380	2843	1745	9819	251
	Dec	1692	31665	545	675	160	950	2482	745	8091	2137
2015	Jan	3254	30851	805	767	240	680	2938	-	6899	2265
	Feb	2500	33344	652	821	256	300	5985	-	8592	2157
	Mar	1159	27704	80	897	320	200	3143	-	3917	2356
	Apr	2680	41274	82*	968	272*	320	5173	-	12140	2200

* = Provisional

Source: Provincial Directorates of Mines & Minerals Punjab, Sindh, KPK, Balochistan & FATA.

4. HEALTH

4.1(a) Monthly Immunization Coverage Number of doses administered (0-11 months)children during 2015

Month(s)	BCG	OPV-0	OPV-1	OPV-2	OPV-3	Pentava- lent-1	Pentava- lent-2	Pentava- lent-3	Pneumo- 1	Pneumo- 2	Pneumo- 3	Measles-1
Jan	492088	399360	497739	462067	450975	496658	461981	450849	483497	450312	439866	403246
Feb	291415	342850	462762	431138	423328	462726	431054	422711	456096	425168	416810	302349
Mar	494778	397446	492141	463689	448364	491239	463038	448222	482756	457041	444869	448543
Apr	517809	383349	500987	481867	472835	501055	481805	472995	491429	564851	466485	474234
May												
Jun												
Jul												
Aug												
Sep												
Oct												
Nov												
Dec												
Total	1796090	1523005	1953629	1838761	1795502	1951678	1837878	1794777	1913778	1897372	1768030	1628372

Source : National Institute of Health, Islamabad.

4.1(b) Monthly Immunization Coverage
Number of doses administered (12-23 Months) children during 2015

Month	BCG	OPV-1	OPV-2	OPV-3	Pentaval-ent-1	Pentaval-ent-2	Pentava-lent-3	Pne-umo-1	Pne-umo-2	Pne-umo-3	Measles-2
Jan	1152	933	824	709	1786	790	673				340489
Feb	480	1722	988	821	1722	988	821				245220
Mar	2212	1148	899	872	1146	899	785	54	49	33	388593
Apr	2207	1171	887	764	1171	887	764	1171	887	764	399428
May											
Jun											
Jul											
Aug											
Sep											
Oct											
Nov											
Dec											
Total	6051	4974	3598	3166	5825	3564	3043	1225	936	797	1373730

BCG = Bacillus of Chalmette and Guerin
 OPV = Oral Polio Vaccine

Source : National Institute of Health, Islamabad.

**4.1(c) Monthly Immunization Coverage
Number of TT doses administered to women during 2015**

MONTH	Pregnant Women					Childbearing age women				
	TT1	TT2	TT3	TT4	TT5	TT1	TT2	TT3	TT4	TT5
Jan	348520	248486	25180	6731	3945	26610	20013	13693	4122	2028
Feb	341561	269748	25680	7319	4358	28013	19047	12303	4012	1923
Mar	376362	307591	28381	7924	5444	31565	22615	12969	4213	2150
Apr	39674	24282	13419	5072	2797	15564	9792	5222	2642	1666
May										
Jun										
Jul										
Aug										
Sep										
Oct										
Nov										
Dec										
Total	1106117	850107	92660	27046	16544	101752	71467	44187	14989	7767

TT = Tetanus Toxioid

Source : National Institute of Health, Islamabad.

4.2 Monthly Report on HIV Treatment Centres February, 2015

S. No	Centre Name	Male		Female		Children		Transgender		Total	Total on ART
		Total	On ART	Total	On ART	Total	On ART	Total	On ART		
Federal											
1	PIMS, Islamabad	1669	726	310	167	32	12	4	4	2015	909
Punjab											
2	Mayo Hospital, Lahore	394	178	59	37	6	1	13	3	472	219
3	Services Hospital, Lahore	254	159	88	65	32	8	1	1	375	233
4	Peaditric Unit, Services Hospital, Lahore	0	0	0	0	178	95	0	0	178	95
5	Shaukat Khanum Hospital, Lahore	226	210	165	143	16	1	0	0	407	354
6	Jinnah Hospital, Lahore	777	385	224	131	30	17	0	0	1031	533
7	DHQ Hospital, Sargodha	391	72	41	16	8	1	0	0	440	89
8	DHQ Hospital, D.G Khan	822	531	218	142	26	7	1	1	1067	681
9	Allied Hospital, Faisalabad	532	368	43	33	0	0	0	0	575	401
10	Aziz Bhatti Hospital, Gujrat	439	288	245	181	0	0	0	0	684	469
Sindh											
11	Civil Hospital, Karachi	2417	781	223	154	27	0	32	12	2699	947
12	Peaditric Unit, Civil Hospital, Karachi	0	0	0	0	38	21	0	0	38	21
13	Indus Hospital, Karachi	303	159	78	41	0	0	0	0	381	200
14	Aga Khan Hospital, Karachi	0	0	0	0	29	24	0	0	29	24
15	Chandka Medical College Hospital, Larkana	627	320	121	75	14	4	0	0	762	399
Khyber Pakhtunkhwa											
16	Hayatabad Medical Complex, Peshawar	1165	851	378	286	70	31	0	0	1613	1168
17	KDA Hospital, Kohat	173	118	84	63	14	9	0	0	271	190
Balochistan											
18	Bolan Medical Complex, Quetta	216	118	41	30	16	8	0	0	273	156
Total		10405	5264	2318	1564	536	239	51	21	13310	7088

Source:- National Aids Control Programme, NIH, Islamabad.

4.3(a) Register Veterinary Medical Practitioner With PVMC- 2015

RVMP Registration for the year of 2015	Male	Female	D.V.M	M.Sc	M.Phil	Ph.D	Total
Jan	185	17	202	Nil	Nil	Nil	202
Feb	311	6	317	Nil	Nil	Nil	317
Mar	59	5	64	Nil	Nil	Nil	64
Apr	101	5	106	Nil	Nil	Nil	106
May							
Jun							
Jul							
Aug							
Sep							
Oct							
Nov							
Dec							
Total	656	33	689	Nil	Nil	Nil	689

Total RVMP Registered since 1st January 2015 to 30th April 2015=689
 Total RVMP Registered since 30th May 2000 to 30th April 2015= 9500

Source:- Pakistan Veterinary Medical Council, Islamabad.

4.3(b) Registered Animal Husbandry Graduate With PVMC- 2015

RVMP Registration for the year of 2015	Male	Female	B.Sc. (Hons) A.H	M.Sc.	Ph.D	Total
Jan	Nil	Nil	Nil	Nil	Nil	Nil
Feb	2	Nil	1	1	Nil	2
Mar	Nil	Nil	Nil	Nil	Nil	Nil
Apr	2	Nil	1	1	Nil	2
May						
Jun						
Jul						
Aug						
Sep						
Oct						
Nov						
Dec						
Total	4	Nil	2	2	Nil	4

Total RAHG Registered since 1st January 2015 to 30th April 2015=04
 Total RAHG Registered since 30th May 2000 to 30th April 2015= 479

Source:- Pakistan Veterinary Medical Council, Islamabad.

4.4 Tuberculosis Report (FTI) (Jan - Mar, 2015)

Provinces/Regions	TB Cases NSS+	CDR SS+**	TB All Types			CDR Total	% Treatment Success Rate* (TSR)
			Male	Female	Total		
Punjab	20382	57	24655	24445	49100	73	NA
Sindh	6853	46	7071	6887	13958	53	NA
K.P.K	4114	46	4868	5555	10423	62	NA
Balochistan	826	24	817	1096	1913	30	NA
F.A.T.A	281	18	358	422	780	28	NA
Gilgit Baltistan	40	9	166	228	394	50	NA
AJK	470	30	629	654	1283	45	NA
ICT	84	21	190	184	374	52	NA
Pakistan	33050	45	38754	39471	78225	57	NA

CDR : Case Deduction Rate

Source: National TB Control Programme NIH, Islamabad.

SS+ Sputum Smear Positive

* Available One Year Lag

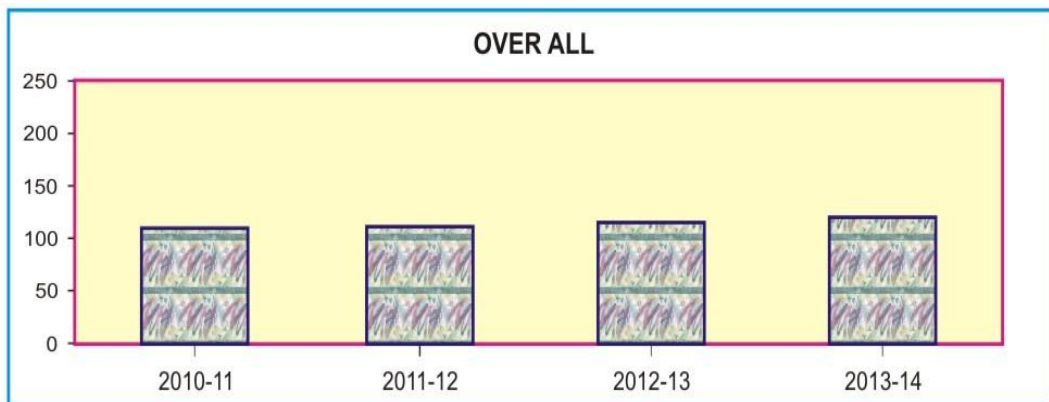
** Based on revised WHO estimates.

5. MANUFACTURING

5.1 Quantum Index Numbers of Large-Scale Manufacturing Industries

Year/month	Manufacturing (Over all)	Selected Items						
		Vegetable Ghee	Tea Blended	Cigarettes	Cotton Yarn	Cotton Cloth	Jute Goods	Paper & Board
(2005-06=100)								
2010-11	111.14	94.81	103.43	101.97	115.43	112.89	89.16	95.79
2011-12	112.44	95.76	118.91	96.60	116.03	113.23	90.03	116.64
2012-13	117.04	98.88	141.83	105.05	118.51	113.86	98.39	135.35
2013-14	121.66	102.52	160.93	100.54	120.40	114.64	97.34	150.24
2014 Apr	124.13	100.71	153.53	128.44	121.15	114.45	95.46	159.52
May	118.43	104.44	147.02	134.21	121.57	115.25	87.29	165.69
Jun	115.18	102.09	148.13	62.30	121.43	114.95	81.80	157.26
Jul	110.78	103.48	171.74	81.18	121.48	115.05	81.22	172.90
Aug	113.54	102.39	177.06	84.83	121.34	114.71	85.23	185.03
Sep	116.75	108.73	184.98	90.31	120.96	114.45	93.31	183.60
Oct	114.92	100.50	179.13	85.26	120.02	114.18	83.25	173.71
Nov	115.48	105.19	190.04	83.56	119.97	114.32	90.43	157.88
Dec	135.10	102.91	212.06	92.69	112.54	114.31	96.70	114.00
2015 Jan	140.42	98.48	214.91	119.84	120.65	115.05	99.84	90.27
Feb	139.10	98.71	194.57	111.04	119.31	114.25	95.59	107.89
Mar	141.56	98.63	199.09	126.72	121.67	114.98	97.41	113.04
Apr	132.04	102.74	149.83	138.60	121.90	115.05	94.87	130.12

QUANTUM INDEX NUMBERS OF LARGE - SCALE MANUFACTURING INDUSTRIES



Contd.

5.1 Quantum Index Numbers of Large-Scale Manufacturing Industries

Year/month	Selected Items				
	Cement	Auto Mobile	Fertilizers		
			Nit Fertilizer	Phos Fertilizer	Total
(2005-2006=100)					
2010-11	154.69	103.80	126.93	93.26	96.29
2011-12	159.22	107.31	121.21	93.91	96.37
2012-13	167.29	93.54	133.94	88.40	92.49
2013-14	168.62	91.15	137.52	104.81	107.75
2014 Apr	186.10	96.27	97.74	136.83	101.26
May	181.00	99.76	95.53	159.01	101.25
Jun	188.49	89.15	101.84	149.22	106.10
Jul	133.16	75.49	107.43	147.60	111.04
Aug	157.40	99.89	112.84	155.77	116.70
Sep	184.49	116.74	103.18	156.67	108.00
Oct	167.16	99.94	111.65	158.41	115.86
Nov	182.81	100.99	111.26	151.26	114.86
Dec	180.22	94.92	108.88	163.94	113.83
2015 Jan	168.97	113.89	106.65	80.65	104.31
Feb	168.20	108.30	94.26	106.71	95.38
Mar	173.76	135.99	109.29	159.16	113.78
Apr	189.66	138.71	111.63	165.89	116.51

5.2 Production of Manufacturing Items

Year/month	Vegetable Ghee (i)		Sugar (i)		Tea Blended (ii)	
	No. of reporting factories	Production (Tonnes)	No. of reporting factories	Production (Tonnes)	No. of reporting factories	Production (Tonnes)
(2005-06=100)						
2010-11	87	1091810	78	4168721	5	65782
2011-12	87	1102861	78	4634093	5	75628
2012-13	87	1138754	78	5073501	5	90201
2013-14	87	1180619	78	5582353	5	102352
2014 Mar	87	101386	78	904594	5	9733
Apr	87	96650	78	398546	5	8137
May	87	100232	78	27388	5	7792
Jun	87	97978	78	31879	5	7851
Jul	87	97996	78	0	5	8816
Aug	87	90903	78	0	5	9384
Sep	87	104347	78	0	5	9957
Oct	87	96449	78	0	5	9494
Nov	87	100949	78	11620	5	10072
Dec	87	98761	78	1066293	5	11239
2015 Jan	87	94510	78	1330881	5	11390
Feb	87	94729	78	1329408	5	10312
Mar	87	94656	78	1074206	5	10552

Contd.

5.2 Production of Manufacturing Items

Year/month	Beverages (iii) *		Cigarettes (ii)	
	No. of reporting factories	Production (000 litres)	No. of reporting factories	Production (Million Nos.)
2010-11	...	1490983	14	65403
2011-12	...	1812430	14	61954
2012-13	...	2077729	14	67377
2013-14	...	2510288	14	64482
2014 Apr	...	240038	14	6865
May	...	262815	14	7173
Jun	...	252363	14	3330
Jul	...	313990	14	4339
Aug	...	260871	14	4534
Sep	...	254781	14	4827
Oct	...	255820	14	4557
Nov	...	200777	14	4466
Dec	...	163474	14	4954
2015 Jan	...	159905	14	6405
Feb		804038	14	5915
Mar		228860	14	6773
Apr		298195		7408

*** Not available

* In the new base 2005-06 Beverages has been replaced by soft drinks, juices, syrups and squashes and liquors.

(ii) Provincial Bureaus of Statistics.

(iii) Central Board of Revenue.

5.2 Production of Manufacturing Items

Year/ month	No. of reporting factories	Cotton Textiles (Mills sector)													
		Capacity installed			Capacity worked				Spindle hours worked (Mn. No.)	Looms hours worked (Mn.No.)	Rotors hours worked (Mn.No.)	Consumption of Raw Cotton (Tonnes)	Total Yarn Produ- ction (Tonnes)	Surplus Yarn (Tonnes)	Total Prod- uction of Cloth(000) (Sq.m)
		No. of Spindles (000)	No. of Looms (000)	No. of Rotors (000)	No. of Spindles (000)	No. of Looms (000)	No. of Rotors (000)								
2007-08	427	11834	8	203	9960	4	124	76400	21	512	3159170	2809383	2700283	1016390	
2008-09	369	10514	9	153	9406	4	71	75408	24	485	2638235	2274347	2327217	1019183	
2009-10	439	11392	7	195	10632	5	140	6221	2	40	3372364	2880970	2768071	1004587	
2010-11	433	11421	7	195	10757	5	143	6903	2	40	3405727	2956972	1006567	1029672	
2011-12	--	10994	7	161	9885	--	100	--	--	--	--	--	--	--	
2012 Jan	373	10994	7	161	9963	5	103	6498	2	40	231500	201000	82283	85250	
Feb	373	10994	7	161	9925	5	103	6300	2	40	230575	200500	88197	85000	
Mar	373	10994	7	161	9887	5	103	6382	2	40	231380	201200	88304	85350	
Apr	373	10994	7	161	9906	5	104	6400	2	41	228850	199000	89483	85050	
May	373	10994	7	161	9806	5	104	6491	2	41	222080	198000	89766	84500	
Jun	373	10994	7	161	9893	5	103	6401	2	40	223070	198200	88626	84200	
Jul	373	10994	7	161	9906	5	104	6301	2	42	236841	217900	82358	85520	
Aug	373	10994	7	161	9893	5	104	6398	2	41	236640	218263	81553	85500	
Sep	373	10994	7	161	9809	5	104	6400	2	40	238548	156904	81600	85600	
Oct	373	10994	7	161	9893	5	109	6491	2	41	238290	219111	85590	85750	
Nov	373	10994	7	161	9886	5	111	6401	2	40	237899	218935	83431	85500	
Dec	373	10995	8	171	9892	5	120	6491	2	41	238456	219669	82792	85458	

Contd.

5.2 Production of Manufacturing Items

Year / month	Cotton Cloth (Mills Sector) (Thousand square metres)															Grand Total
	Fine					Medium					Coarse					
	Grey	Blea- ched	Dyed & Printed	Blen-ded	Total	Grey	Blea- ched	Dyed & Printed	Blended	Total	Grey	Blea- ched	Dyed & Printed	Blended	Total	
2007-08	318397	17800	80925	41347	458469	97785	38207	212153	6803	354948	130590	18053	47859	6588	193090	1006507
2008-09	323350	20706	80446	42402	466904	101250	38695	204411	6839	351195	130882	17981	45775	6946	201584	1019683
2009-10	323595	31995	61290	44402	451282	101895	39541	204656	7839	353931	131728	18826	46620	7200	204374	1009587
2010-11	324931	23331	62626	45202	491745	103231	40877	205992	8239	351655	133064	20162	47956	7228	186272	1029672
2011-12	28205	2966	6454	4228	431006	9729	3341	14382	580	343794	19832	822	7292	686	183902	1018702
2012 Jan	--	--	--	--	40810	--	--	--	--	28843	--	--	--	--	15597	85250
Feb	--	--	--	--	40710	--	--	--	--	28768	--	--	--	--	15522	85000
Mar	--	--	--	--	10860	--	--	--	--	28868	--	--	--	--	15622	85350
Apr	--	--	--	--	40760	--	--	--	--	28768	--	--	--	--	15522	85050
May	--	--	--	--	40510	--	--	--	--	28618	--	--	--	--	15372	84500
Jun	28205	2966	6454	4228	41853	9729	3341	14382	580	28032	9916	411	3646	343	14316	84201
Jul	--	--	--	--	40920	--	--	--	--	28923	--	--	--	--	15677	85520
Aug	--	--	--	--	40710	--	--	--	--	28768	--	--	--	--	15522	85000
Sep	--	--	--	--	40895	--	--	--	--	29475	--	--	--	--	12530	85600
Oct	--	--	--	--	40926	--	--	--	--	28985	--	--	--	--	15839	85750
Nov	--	--	--	--	40910	--	--	--	--	28918	--	--	--	--	15672	85500
Dec	--	--	--	--	43110	--	--	--	--	28032	--	--	--	--	14316	85458

Source: Textile Commissioner's Organization.

Contd.

5.2 Production of Manufacturing Items

Year / month	No. of reporting factories	Jute Textiles									Raw Jute consumed (Bales)
		Capacity installed		Capacity worked		Production (Tonnes)					
		No. of Spindles	No. of Looms	No. of Spindles	No. of Looms	Total	Hessian	Sacking	Others		
(2005-2006=100)											
2010-11	10	36076	1851	25327	1044	93174	18218	62630	12326	571874	
2011-12	94087	15960	67138	10989	...	
2012-13	102820	12748	77188	12884	...	
2013-14	101722	15142	71339	15241	...	
2014 Apr	10	36392	1755	23476	1021	8313	1047	6077	1189	...	
May	10	36392	1755	23476	1021	7602	992	5225	1385	...	
Jun	10	36392	1755	23476	1021	7124	987	4876	1261	...	
Jul	10	36392	1755	23476	1021	7073	968	4883	1222	...	
Aug	10	36392	1755	23476	1021	7422	1044	5200	1178	...	
Sep	10	36392	1755	23476	1021	7422	1043	5619	1464	...	
Oct	10	36392	1755	23476	1021	7422	871	4697	1682	...	
Nov	10	36392	1755	23476	1021	7875	1111	5259	1505	...	
Dec						8421	1337	5689	1395	...	
2015 Jan						8695	1314	5848	1533	...	
Feb						8325	1206	5855	1264	...	
Mar						8483	1210	5789	1484	...	
Apr						8262	943	5907	1412	...	

Contd.

5.2 Production of Manufacturing Items

Year/month	Paper		Paper Board	
	No. of reporting factories	Production (Tonnes)	No. of reporting factories	Production (Tonnes)
2010-11	19	228675	26	206065
2011-12	19	246342	26	283025
2012-13	19	232361	26	381938
2013-14	19	214298	26	467541
2014 Apr	19	19996	26	40888
May	19	17661	26	45281
Jun	19	16596	26	42882
Jul	19	16086	26	45150
Aug	19	18420	26	44115
Sep	19	19174	26	39577
Oct	19	19979	26	39341
Nov	19	15174	26	42992
Dec	19	13933	26	27178
2015 Jan	19	14437	26	21522
Feb	19	10564	26	25723
Mar	19	22031	26	29300
Apr		14932		34281

Contd.

5.2 Production of Manufacturing Items

Year / month	Chemicals (Tonnes)				
	No. of reporting factories	Soda Ash (i)	Caustic Soda (i)	Sulphuric Acid (ii)	Chlorine Gas (ii)
(2005-2006=100)					
2010-11	12	378048	172031	114773	15157
2011-12	12	370743	179097	100403	15770
2012-13	12	366238	182869	89431	15495
2013-14	12	409148	167465	85773	14902
2014 Apr	12	38225	13995	6362	1302
May	12	40138	15087	6176	1110
Jun	12	33788	12613	6171	1099
Jul	12	37942	14146	6491	1085
Aug	12	37680	15203	6143	1099
Sep	12	37030	15033	5484	1256
Oct	12	37988	16281	7836	1411
Nov	12	36978	14715	4792	1318
Dec	12	36446	12184	8912	1354
2015 Jan	12	32396	11385	3507	3143
Feb	12	29797	12620	3217	1386
Mar	12	39366	17633	4094	1392
Apr		38229	19809	4945	1237

Contd.

5.2 Production of Manufacturing Items

Year/month	Chemical Fertilizers (Tonnes) (i)						Paints & Varnishes Solid(iii)		Paints & Varnishes Liquid (iii)	
	No. of reporting factories	Urea	Super Phosphate	Ammonium Nitrate	Nitro Phosphate	DI.Amm. Phosphate	No. of reporting factories	Production (Tonnes)	No. of reporting factories	Production (000 Ltrs.)

(2005-2006=100)

2010-11	11	4552068	173250	275061	252335	663782	102	25673	169	48924
2011-12	11	4470662	114727	432290	337624	622649	102	23026	169	38371
2012-13	11	4215088	79304	401270	291922	729917	102	28048	169	40528
2013-14	11	4930283	87754	519104	447168	693142	102	36714	169	43908
2014 Apr	11	382988	8557	45422	28230	60142	102	3850	169	3636
May	11	375283	8805	37416	37673	70514	102	3708	169	3844
Jun	11	404825	6006	35530	31123	66555	102	3485	169	4143
Jul	11	428831	6384	36104	33064	65480	102	3618	169	3705
Aug	11	451284	6050	35857	34109	69156	102	3476	169	4391
Sep	11	406817	5829	35302	34704	67786	102	3441	169	4705
Oct	11	438275	5136	43575	37856	68333	102	3598	169	4656
Nov	11	431597	8410	48085	42390	61576	102	3348	169	4516
Dec	11	429939	9040	40666	33517	71846	102	3153	169	4345
2015 Jan	11	420147	3900	40475	35873	26818	102	3771	169	4481
Feb	11	368407	930	39387	32009	43511	102	4082	169	4308
Mar	11	430642	1580	42453	34228	71277	102	4655	169	4614
Apr		418000	1213	64587	55520	67473	102	5094	169	4723

Source: (i) M/o. Industries & Production.
(ii) Provincial Bureau of Statistics.

Contd.

5.2 Production of Manufacturing Items

Year/ Month	No. of Reporting Refineries	Petroleum Products (000 Ltrs.)											
		Jet Fuel	Kerosene	Motor Spirit	High Speed Diesel	Diesel Oil N.O.S.	Furnace Oil	Lubri- cating Oil	Jute Batching Oil	Solvent- Neptha	L.P.G.	Petroleum Products N.O.S.	Total Petroleum Products
(2005-2006=100)													
2010-11	4	1054216	143637	1695852	3851414	51700	2566930	221456	3356	1052751	343250	289826	11274387
2011-12	4	890346	156877	1687118	3828574	30230	2282991	234177	3526	923630	341611	264025	10643104
2012-13	4	936028	179871	2056737	4583975	40041	2777820	224823	3489	898671	420457	272492	12394404
2013-14	4	995514	175699	2171499	5088237	60893	3041178	224608	2789	1008195	380597	279584	13428792
2014 Apr	4	85369	14765	178814	397713	3229	219221	14657	161	80408	33942	23429	1050707
May	4	89272	14103	185150	463937	5423	262438	18825	210	102845	28378	26641	1197222
Jun	4	83665	13610	176693	457409	6833	255248	18448	219	111836	30599	29835	1184394
Jul	4	85311	18476	192238	44613	3302	262222	18337	175	104137	33593	21029	1183432
Aug	4	82883	19495	194583	461936	5138	271741	15888	144	115022	29474	19408	1215713
Sep	4	88639	17798	171140	428590	6281	255335	19588	255	111049	29388	22454	1150517
Oct	4	93151	18413	199730	462418	4630	278893	18668	44	106915	33054	15504	1231419
Nov	4	71490	21984	176376	392897	5420	218812	18728	325	96114	30545	24284	1056976
Dec	4	86471	17248	163166	371841	4984	214402	16339	207	100578	28576	22636	1026471
2015 Jan	4	75438	13303	179911	424553	3047	257822	13546	196	111543	32202	20723	1132284
Feb	4	74965	13931	162833	400250	3146	246058	13062	293	95310	30355	21258	1061461
Mar	4	106019	16010	190592	446868	5992	283817	15864	219	130218	33547	30251	1259397
Apr		89118	21748	186913	501255	5770	277082	20076	267	143880	33687	33912	1313709

Contd.

5.2 Production of Manufacturing Items

Year/month	Manufacture/Assembly of Automobiles (Nos.) (i)							Bicycles (ii)	
	Cars	Jeeps (4x4)	Light commercial vehicles	Trucks	Buses	Motor Cycles	Tractors	No. of reporting factories	Production (Nos.)
(2005-2006=100)									
2010-11	133972	883	19142	2810	490	1638457	70855	5	345272
2011-12	154255	451	20929	2597	568	1649532	48152	5	262096
2012-13	120332	1475	14517	1923	522	1675071	50871	5	232979
2013-14	116281	1217	17477	2674	559	1728137	34524	5	205448
2014 Apr	10726	79	1349	256	26	138110	4007	5	16018
May	10561	181	1308	253	30	155374	4025	5	18012
Jun	9637	127	1465	358	57	137521	1775	5	17881
Jul	7056	70	1257	216	45	139663	2062	5	12226
Aug	11171	120	1441	374	51	140000	3204	5	18178
Sep	12464	143	1671	430	49	145683	6630	5	20949
Oct	11155	117	1476	246	26	147629	3721	5	21064
Nov	10392	96	1351	227	60	149384	4951	5	20490
Dec	10252	105	1563	272	70	131644	3575	5	14723
2015 Jan	13971	64	2082	333	37	145431	3152	5	15089
Feb	11980	75	2589	269	36	142126	4512	5	14840
Mar	16826	78	4091	414	36	147419	3956	5	17881
Apr	16378	87	3674	372	65	153202	5438		18173

Contd.

5.2 Production of Manufacturing Items

Year/month	Steel Products (Tonnes) (i)					
	Coke	Pig iron	Billets	H.R. sheets/ strips/plates/ coils	C.R. sheets/ strips/plates/ coils	Galvanized sheets
(2005-2006=100)						
2010-11	301701	433104	3913	358597	87946	5440
2011-12	192876	249135	1403	180087	25910	0
2012-13	203359	201489	0	14969	2383	0
2013-14	31924	89433	0	11605	2484	0
2014 Apr	0	2176	0	0	0	0
May	0	9420	0	8388	0	0
Jun	0	9676	0	2086	1155	0
Jul	15930	10398	36	7675	0	0
Aug	14345	14191	0	9269	1427	0
Sep	23090	25486	1113	17876	0	0
Oct	17977	3333	76	620	0	0
Nov	15880	20842	0	11791	0	0
Dec	26169	29960	493	20388	0	0
2015 Jan	29979	26756	911	3846	0	0
Feb	14450	20455	768	10937	1421	0
Mar	32974	44320	464	11124	0	0
Apr	31204	32345		15457	0	

Contd.

5.2 Production of Manufacturing Items

Year/month	Cycle Tyres (i)		Cycle Tubes (i)		Motor tyres (ii)		Motor tubes (ii)		Cement (ii)	
	No. of reporting factories	Production (000 Nos.)	No. of reporting factories	Production (000 Nos.)	No. of reporting factories	Production (000 Nos.)	No. of reporting factories	Production (000 Nos.)	No. of reporting factories	Production (000 MT)

(2005-2006=100)

2010-11	9	2879	9	6534	4	9222	4	19108	21	28716
2011-12	9	3431	9	6846	4	7011	4	20338	21	29557
2012-13	9	3429	9	7746	4	7864	4	20269	21	31055
2013-14	9	4067	9	8033	4	8770	4	20837	21	31303
2014 Apr	9	343	9	655	4	730	4	1738	21	2879
May	9	327	9	679	4	771	4	1763	21	2800
Jun	9	352	9	641	4	715	4	1755	21	2916
Jul	9	339	9	684	4	772	4	1767	21	2060
Aug	9	380	9	752	4	709	4	1731	21	2435
Sep	9	387	9	765	4	731	4	1761	21	2854
Oct	9	423	9	753	4	726	4	1747	21	2586
Nov	9	427	9	783	4	762	4	1834	21	2828
Dec	9	413	9	745	4	729	4	1753	21	2788
2015 Jan	9	417	9	743	4	730	4	1773	21	2614
Feb	9	423	9	745	4	594	4	1774	21	2602
Mar	9	377	9	666	4	776	4	1841	21	2688
Apr		365		622		804		1921		2934

Source:(i) Provincial Bureaus' of Statistics. Contd.
(ii) M/o. Industries & Production.

5.2 Production of Manufacturing Items

Year/month	No. of reporting factories	Electric Bulbs (iii) Production (000 Nos.)	No. of reporting factories	Electric Tubes (iii) Production (000 Metres)
2010-11	6	79610	2	1180
2011-12	6	78981	2	1266
2012-13	6	79743	2	0
2013-14	6	75528	2	0
2014 Apr	6	5777	2	0
May	6	5254	2	0
Jun	6	5311	2	0
Jul	6	4353	2	0
Aug	6	5344	2	0
Sep	6	5825	2	0
Oct	6	7384	2	0
Nov	6	7221	2	0
Dec	6	6867	2	0
2015 Jan	6	4938	2	0
Feb	6	4681	2	0
Mar	6	4371	2	0
Apr		3880		0

Contd.

5.2 Production of Manufacturing Items

Year/month	Sewing Machines (ii)		Electric Motors (ii)		Electric Transformers (ii)		T.V. Sets (iii)	
	No. of reporting factories	Production (Nos.)	No. of reporting factories	Production (Nos.)	No. of reporting factories	Production (Nos.)	No. of reporting factories	Production (Nos.)

(2005-2006=100)

2010-11	7	47026	23	10469	10	13691	14	425592
2011-12	7	39603	23	9126	10	23683	14	268801
2012-13	7	32876	23	7539	10	26411	14	462938
2013-14	7	19845	23	9891	10	11363	14	426374
2014 Apr	7	707	23	877	10	1106	14	34491
May	7	2692	23	879	10	1247	14	34997
Jun	7	2595	23	847	10	1366	14	34718
Jul	7	2016	23	752	10	2605	14	35362
Aug	7	1551	23	814	10	2623	14	35444
Sep	7	583	23	807	10	2817	14	35460
Oct	7	1377	23	810	10	2610	14	36205
Nov	7	1299	23	756	10	2371	14	35767
Dec	7	1536	23	767	10	2164	14	37927
2015 Jan	7	1881	23	766	10	1440	14	36948
Feb	7	1839	23	765	10	1461	14	36093
Mar	7	827	23	834	10	1510	14	34805
Apr		1783				1893		33608

Source: (i) M/o. Industries & Production
(ii) Provincial Bureaus of Statistics
(iii) Pakistan Electronic Manufacturer Association(PEMA)

6. MONEY & CREDIT

6.1 Reserve Money

(Million Rupees)

Components	2009-10	2010-11	2011-12	2012-13	2013-14
A. Currency in Circulation	1295385	1501411	1673746	1,939,267	2177873
B. Cash in Tills	87673	104852	110055	110,867	139490
C. Other Deposits with SBP	6663	10145	8899	10,523	13147
D. Bank Deposits	289566	349434	396172	475,648	530746
Reserve Money (A+B+C+D)	1679287	1965842	2188872	2,536,305	2861256
Factor affecting Reserve Money (RM)					
A. Government Sector(1+2)	1224942	1222060	1727905	2235863	2432250
1. Budgetary Borrowings	1208651	1200660	1706008	2,212,823	2409794
2. Others	16291	21400	21897	23,040	22456
B. Non-Govt. Sector (1+2+3)	306625	309342	284061	295,111	494563
1. Claims on Scheduled Banks					
(a+b+c+d+e)	312680	315182	288789	300,649	500041
a. Agriculture Sector	55483	53228	52131	52,278	51923
b. Industrial Sector	42107	41943	42336	41,057	42833
c. Export Sector	185541	190460	164768	177,756	160553
d. Housing Sector	--	--	--	--	--
e. Others	29549	29551	29554	29,557	244731
2. Claims on NBFIs	17628	18075	19187	18,537	18597
3. Special a/c debt Repayment	-23683	-23915	-23915	-24,075	-24075
C. Other Items (Net)	-231152	-179695	-211666	-128,620	-555023
D. Net Domestic Assets (A+B+C)	1300415	1351707	1800300	2,402,354	2371790
E. Net Foreign Assets	378872	614134	388572	133,951	489467
F. Reserve Money (D+E)	1679287	1965841	2188872	2,536,305	2861256

Contd.

6.1 Reserve Money

(Million Rupees)

Components	2014			
	Apr.	May	Jun.	Jul.
A. Currency in Circulation	2125530	2158947	2177873	2312992
B. Cash in Tills	116883	119786	139490	163246
C. Other Deposits with SBP1	12839	13623	13147	13198
D. Bank Deposits	466687	439916	530746	449947
Reserve Money (A+B+C+D)	2721939	2732272	2861256	2939383
Factor Affecting Reserve Money (RM)				
A. Government Sector(1+2)	2189790	2298976	2432250	2559021
1. Budgetary Borrowings	2175773	2276278	2409794	2537861
2. Others	23017	22699	22456	21160
B. Non-Govt. Sector (1+2+3)	521265	510926	494563	501903
1. Claims on Scheduled Banks(a+b+c+d+e)	526799	516432	500041	507774
a. Agriculture Sector	51935	51974	51923	51820
b. Industrial Sector	43802	43544	42833	42733
c. Export Sector	177065	166915	160553	168491
d. Housing Sector		--	--	--
e. Others	253998	253998	244731	244731
2. Claims on NBFIs	18541	18569	18597	18204
3. Special a/c debt Repayment	-24075	-24075	-24075	-24075
C. Other Items (Net)	-250992	-507600	-555023	-576268
D. Net Domestic Assets (A+B+C)	2469064	2302303	2371790	2484656
E. Net Foreign Assets	252875	429969	489467	454727
F. Reserve Money (D+E)	2721939	2732272	2861256	2939383

Contd.

6.1 Reserve Money

(Million Rupees)

Components	2014			
	Aug.	Sep.	Oct.	Nov.
A. Currency in Circulation	2205677	2261802	2328532	2338976
B. Cash in Tills	129155	135383	134652	134601
C. Other Deposits with SBP1	13316	13851	13078	13007
D. Bank Deposits	514821	380463	514917	417680
Reserve Money (A+B+C+D)	2862969	2791499	2991180	2904264
Factor Affecting Reserve Money (RM)				
A. Government Sector(1+2)	2539392	2358827	2503978	2163013
1. Budgetary Borrowings	2520413	2338664	2483292	2142385
2. Others	18979	20163	20686	20627
B. Non-Govt. Sector (1+2+3)	465227	499753	531869	544453
1. Claims on Scheduled Banks(a+b+c+d+e)	471067	505393	537484	550139
a. Agriculture Sector	51792	51752	51709	51636
b. Industrial Sector	42109	42260	43819	43427
c. Export Sector	132434	163057	193633	206752
d. Housing Sector	--	--	--	--
e. Others	244731	248324	248324	248324
2. Claims on NBFIs	18235	18436	18460	18389
3. Special a/c debt Repayment	-24075	-24075	-24075	-24075
C. Other Items (Net)	-575867	-548711	-496969	-223768
D. Net Domestic Assets (A+B+C)	2428751	2309869	2538878	2483698
E. Net Foreign Assets	434217	481629	452302	420565
F. Reserve Money (D+E)	2862969	2791499	2991180	2904263

Contd.

6.1 Reserve Money

(Million Rupees)

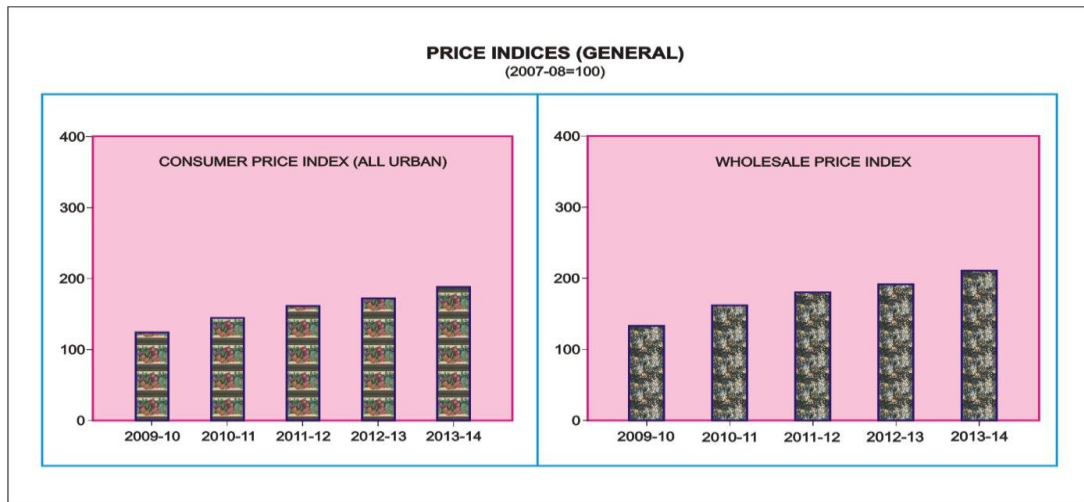
Components	2014	2015			
	Dec.	Jan.	Feb	March	April
A. Currency in Circulation	2301599	2370898	2404755	2411394	2449972
B. Cash in Tills	137995	120390	126356	145140	130645
C. Other Deposits with SBP1	12904	12959	13059	13027	15592
D. Bank Deposits	328786	541019	483713	430530	534926
Reserve Money (A+B+C+D)	2781284	3045265	3027882	3000090	3131135
Factor Affecting Reserve Money (RM)					
A. Government Sector(1+2)	2008988	2019199	1861005	1717831	1720990
1. Budgetary Borrowings	1988544	1997308	1839305	1695843	1699075
2. Others	20444	21890	21699	21989	21915
B. Non-Govt. Sector (1+2+3)	555116	556558	551848	493377	387836
1. Claims on Scheduled Banks(a+b+c+d+e)	560850	562193	557418	499065	393511
a. Agriculture Sector	51597	51500	51495	51467	51456
b. Industrial Sector	43143	43140	41976	42451	42171
c. Export Sector	212267	213710	210103	204373	205043
d. Housing Sector	--	--	-		
e. Others	253843	253843	253843	200774	94841
2. Claims on NBFIs	18340	18440	18505	18387	18399
3. Special a/c debt Repayment	-24075	-24075	-24075	-24075	-24075
C. Other Items (Net)	-337829	-81935	-37175	138307	274948
D. Net Domestic Assets (A+B+C)	2226275	2493821	2375677	2349516	2383773
E. Net Foreign Assets	555009	551444	652205	650574	747361
F. Reserve Money (D+E)	2781284	3045265	3027882	3000090	3131138

Note: 1) Excluding IMP A/c Nos. 1,2 & SAF A/c loan, counterpart funds and deposits of foreign, government, Central Bank, international organizations and deposit money banks
2) Source agency has made some changes in table Monetary Statistics and renamed as Reserve Money
3) P = Provisional

7. PRICE

7.1 Price Indices (General) with Percentage Change

Year / month	Consumer price index (all urban)		Wholesale Price Index	
	index	Annual/monthly rate of change (%)	index	Annual/monthly rate of change (%)
(2007-08 = 100)				
2009-10	128.85	10.10	135.40	13.85
2010-11	146.45	13.66	164.17	21.25
2011-12	162.57	11.01	181.29	10.42
2012-13	174.53	7.36	194.61	7.35
2013-14	189.58	8.62	210.48	8.15
2014 Apr	194.06	1.70	211.88	0.10
May	193.55	-0.26	211.71	-0.08
Jun	194.74	0.61	214.60	1.37
Jul	198.05	1.70	215.76	0.54
Aug	198.70	0.33	214.73	-0.48
Sep	199.40	0.35	215.06	0.15
Oct	199.81	0.21	214.39	-0.31
Nov	198.80	-0.51	212.26	-0.99
Dec	196.79	-1.01	208.25	-1.89
2015 Jan	217.10	0.08	206.11	-1.03
Feb	213.15	-0.92	203.86	-1.09
Mar	214.25	0.23	203.89	0.01
Apr	198.16	1.32	205.65	0.86



7.2 Combined Sensitive Price Indicator (SPI) by Quantile

Year/Month	Quantile					
	Q.1	Q.2	Q.3	Q.4	Q.5	Q.6
(2007-08=100)						
2009 - 10	136.80	138.05	140.26	140.03	142.54	139.84
2010 - 11	159.47	161.21	160.54	166.27	168.82	164.03
2011 - 12	170.77	174.11	173.67	181.09	185.59	178.67
2012 - 13	184.04	190.29	189.05	190.39	190.78	189.61
2013 - 14	201.15	206.95	208.93	210.70	209.74	208.66
2014 Apr	203.91	209.58	212.44	214.15	212.68	211.78
May	200.84	207.07	209.95	212.12	211.34	209.80
Jun	203.07	209.47	212.49	214.79	214.05	212.40
Jul	207.04	213.40	216.40	218.64	217.57	216.14
Aug	208.76	214.85	217.62	219.57	218.08	217.08
Sep	209.27	215.18	217.82	219.55	217.76	217.06
Oct	209.21	215.07	217.61	219.21	217.14	216.67
Nov	206.84	212.73	215.65	217.17	214.69	214.45
Dec	203.70	209.85	213.06	214.64	212.03	211.76
2015 Jan	201.92	208.09	211.30	212.83	210.03	209.89
Feb	199.92	205.79	208.78	209.92	206.59	206.98
Mar	199.92	205.81	208.83	209.99	206.70	207.05
Apr	200.70	206.77	209.95	211.37	208.40	208.42

7.3 Combined Consumer Price Index Numbers by Commodity Groups

Year/month	General	Food & Non - Alcoholic Beverages	Alcoholic Beverages Tobacco	Clothing & Footwear	Housing water, Elec, Gas Fuels	H.hold Equip & Repair, Maintainance	Health	Trans- port	Communi- cation	Recre- ation & Culture	Educa- tion	Restau and Hotels	Miscellne- ous goods & services
(2007-08=100)													
2009-10	128.85	139.10	136.71	119.22	122.14	123.93	114.33	132.79	109.65	127.87	119.39	140.36	133.63
2010-11	146.45	164.61	151.64	133.35	135.27	135.59	123.79	149.01	122.47	134.62	128.17	164.04	152.45
2011-12	162.57	182.77	165.01	153.45	146.17	160.28	137.97	171.39	122.94	145.35	143.83	185.82	181.47
2012-13	174.53	195.05	191.02	175.58	151.34	179.87	156.56	186.43	126.16	169.07	156.69	203.63	199.49
2013-14	189.58	211.75	223.38	198.01	164.60	195.85	167.15	195.15	129.76	183.77	172.57	228.61	210.15
2014 Apr	194.06	216.45	221.91	202.73	169.46	200.99	170.58	195.61	129.80	187.95	184.84	236.98	213.15
May	193.55	213.57	223.66	205.01	169.51	202.02	172.45	195.03	129.81	188.47	188.73	238.05	215.29
Jun	194.74	214.50	259.28	206.96	169.53	204.09	172.75	195.27	129.88	188.74	190.90	238.76	215.12
Jul	198.05	220.48	265.82	209.51	171.62	204.42	173.40	198.38	129.85	188.76	191.33	239.23	216.98
Aug	198.70	221.77	266.59	210.19	171.65	205.48	173.42	198.70	129.83	189.02	191.45	239.85	218.63
Sep	199.40	221.77	266.59	210.97	171.70	207.21	174.47	205.10	129.85	189.34	191.93	242.00	219.39
Oct	199.81	221.33	266.62	211.10	173.39	207.48	174.95	204.84	129.85	189.39	192.41	242.78	220.36
Nov	198.80	220.25	266.65	213.01	174.01	208.26	175.37	190.59	129.99	189.55	192.41	242.78	220.35
Dec	196.79	215.18	266.63	213.88	174.04	208.8	176.31	185.17	130.13	189.6	192.41	244.59	220.73
2015 Jan	196.95	214.11	266.62	214.32	176.51	209.37	176.97	181.22	130.13	189.63	192.41	244.90	221.30
Feb	195.13	209.81	266.63	214.49	176.51	209.72	177.16	175.39	130.27	189.67	192.41	246.22	222.81
Mar	195.57	210.96	266.63	215.06	176.51	209.89	177.26	175.14	130.27	189.80	192.50	247.22	222.57
Apr	198.16	214.18	266.65	217.17	177.73	211.06	178.21	176.70	130.29	192.74	209.17	247.73	223.99

**7.4: Consumer Price Index Numbers by Major Groups
and Selected Commodities
(2007-2008=100)**

Item and Specification	Weight	Index Numbers			% Change in Apr.,2015 over			
		Apr., 2015	Mar., 2015	Apr., 2014	Mar., 2015	Apr., 2014		
<u>General</u>	100.0000	198.16	195.57	194.06	+	1.32	+	2.11
<u>Food and non-alcoholic Beverages</u>	34.8343	214.18	210.96	216.45	+	1.53	-	1.05
1 Wheat	0.3477	201.58	206.08	222.02	-	2.18	-	9.21
2 Wheat Flour	4.1648	213.53	216.38	229.81	-	1.32	-	7.08
3 Wheat Product	0.0959	212.35	214.46	221.65	-	0.98	-	4.20
4 Besan	0.1500	175.45	174.98	171.35	+	0.27	+	2.39
5 Rice	1.5821	178.25	180.14	193.79	-	1.05	-	8.02
6 Cereals	0.1563	239.89	239.89	233.92	+	0.00	+	2.55
7 Bakery & Confectionary	1.1550	207.72	207.63	201.95	+	0.04	+	2.86
8 Nimco	0.4574	238.93	238.99	225.89	-	0.03	+	5.77
9 Meat	2.4303	246.33	245.19	236.36	+	0.46	+	4.22
10 Chicken	1.3596	189.13	170.28	208.71	+	11.07	-	9.38
11 Fish	0.2970	215.34	218.38	220.73	-	1.39	-	2.44
12 Milk Fresh	6.6800	250.46	249.65	236.48	+	0.32	+	5.91
13 Milk Products	0.6338	243.32	242.74	232.27	+	0.24	+	4.76
14 Milk Powder	0.1129	225.93	226.26	213.11	-	0.15	+	6.02
15 Eggs	0.4555	175.57	188.93	179.91	-	7.07	-	2.41
16 Mustard Oil	0.0952	153.75	156.03	157.86	-	1.46	-	2.60
17 Cooking Oil	1.7538	147.12	152.09	162.26	-	3.27	-	9.33
18 Vegetable Ghee	2.0714	143.28	149.30	159.80	-	4.03	-	10.34
19 Dry Fruits	0.2543	250.60	251.60	232.17	-	0.40	+	7.94
20 Fresh Fruits	1.8649	232.24	211.26	234.38	+	9.93	-	0.91
21 Pulse Masoor	0.2712	188.36	188.43	178.68	-	0.04	+	5.42
22 Pulse Moong	0.2336	311.10	311.95	282.59	-	0.27	+	10.09
23 Pulse Mash (Washed)	0.2098	231.57	226.61	194.28	+	2.19	+	19.19
24 Pulse Gram	0.2361	173.18	175.56	169.47	-	1.36	+	2.19
25 Gram Whole	0.1616	178.42	179.08	178.38	-	0.37	+	0.02
26 Beans	0.0269	232.45	235.83	247.85	-	1.43	-	6.21
27 Potatoes	0.4889	128.90	153.49	384.45	-	16.02	-	66.47
28 Onion	0.5530	262.15	173.43	221.58	+	51.16	+	18.31
29 Tomatoes	0.4609	145.03	185.55	144.04	-	21.84	+	0.69
30 Fresh Vegetables	1.6232	225.41	197.16	221.23	+	14.33	+	1.89
31 Sugar	1.0445	205.53	194.18	191.18	+	5.85	+	7.51
32 Gur	0.0220	256.44	252.22	244.04	+	1.67	+	5.08
33 Honey	0.0446	303.39	303.39	279.40	+	0.00	+	8.59
34 SweetMeat	0.2483	234.89	234.31	225.66	+	0.25	+	4.09
35 Beverages	1.1990	207.94	206.84	196.47	+	0.53	+	5.84
36 Jam, Tomato Ketchup & Pickles	0.2454	207.59	207.58	193.00	+	0.00	+	7.56
37 Condiments	0.2656	257.07	256.81	238.59	+	0.10	+	7.75
38 Spices	0.5441	234.74	235.06	219.82	-	0.14	+	6.79
39 Tea	0.8377	226.62	219.24	225.89	+	3.37	+	0.32
<u>Alcoholic Beverages, Tobacco</u>	1.4135	266.65	266.63	221.91	+	0.01	+	20.16
40 Cigarettes	1.3906	267.63	267.63	222.30	+	0.00	+	20.39
41 Betel Leaves & Nuts	0.0229	207.03	206.03	197.90	+	0.49	+	4.61
<u>Clothing and footwear</u>	7.5708	217.17	215.06	202.73	+	0.98	+	7.12
42 Cotton Cloth	1.7286	211.44	209.30	192.48	+	1.02	+	9.85
43 Woolen Cloth	0.8759	234.13	233.69	224.40	+	0.19	+	4.34
44 Readymade Garments	0.9739	220.40	213.98	202.29	+	3.00	+	8.95
45 Woolen Readymade Garments	0.3964	240.86	240.87	218.34	+	0.00	+	10.31
46 Hosiery	0.5094	229.28	226.43	214.77	+	1.26	+	6.76
47 Dopatta	0.4412	232.30	231.21	221.79	+	0.47	+	4.74
48 Cleaning and Laundry	0.2110	237.64	237.64	222.87	+	0.00	+	6.63
49 Tailoring	0.8840	270.28	266.24	242.51	+	1.52	+	11.45
50 Footwear	1.5504	164.53	164.45	163.41	+	0.05	+	0.69

Contd.

**7.4: Consumer Price Index Numbers by Major Groups
and Selected Commodities
(2007-2008=100)**

Item and Specification	Weight	Index Numbers			% Change in Apr.,2015 over			
		Apr., 2015	Mar., 2015	Apr., 2014	Mar., 2015	Apr., 2014		
<u>Housing, water, Elec., Gas and other fuels</u>	29.4149	177.73	176.51	169.46	+	0.69	+	4.88
51 House Rent	21.8149	166.88	165.29	157.05	+	0.96	+	6.26
52 Construction Input Items	0.5623	238.88	237.12	230.86	+	0.74	+	3.47
53 Construction Wage Rates	0.3331	210.14	208.81	196.20	+	0.64	+	7.10
54 Water Supply	0.4971	149.92	149.92	149.92	+	0.00	+	0.00
55 Electricity	4.3985	231.52	231.52	227.44	+	0.00	+	1.79
56 Gas	1.5756	143.81	143.81	143.81	+	0.00	+	0.00
57 Kerosene Oil	0.0057	208.84	205.81	281.05	+	1.47	-	25.69
58 Firewood Whole	0.2277	274.81	275.22	265.60	-	0.15	+	3.47
<u>Furniture and household equipment maintenance</u>	4.2082	211.06	209.89	200.99	+	0.56	+	5.01
59 Furniture	0.3315	202.69	202.15	192.83	+	0.27	+	5.11
60 Household Textiles	0.6489	207.73	207.67	197.88	+	0.03	+	4.98
61 Household Equipment	0.5936	173.79	172.55	169.22	+	0.72	+	2.70
62 Utensils	0.3212	212.94	212.69	202.35	+	0.12	+	5.23
63 Plastic Products	0.2547	201.48	201.40	194.12	+	0.04	+	3.79
64 Washing Soaps & Detergents	0.7893	225.12	224.64	218.08	+	0.21	+	3.23
65 Sewing Needle & Dr Cell	0.1496	198.97	184.21	177.41	+	8.01	+	12.15
66 Household Servant	1.0432	228.35	227.11	213.99	+	0.55	+	6.71
67 Marriage Hall Charges	0.0762	231.83	231.83	219.18	+	0.00	+	5.77
<u>Health</u>	2.1868	178.21	177.26	170.58	+	0.54	+	4.47
68 Drugs & Medicines	1.2667	148.33	148.33	144.47	+	0.00	+	2.67
69 Medical Equipments	0.0080	225.36	222.66	215.08	+	1.21	+	4.78
70 Doctor (MBBS) Clinic Fee	0.5904	241.97	238.49	227.19	+	1.46	+	6.51
71 Medical Tests	0.3217	177.69	177.69	168.40	+	0.00	+	5.52
<u>Transport</u>	7.2023	176.70	175.14	195.61	+	0.89	-	9.67
72 Motor Vehicles	0.6630	163.41	163.87	160.07	-	0.28	+	2.09
73 Motor Vehicle Accessories	0.2439	226.51	230.17	225.59	-	1.59	+	0.41
74 Motor Fuel	3.0269	150.53	146.52	188.42	+	2.74	-	20.11
75 Mechanical Service	0.4552	212.78	212.42	202.66	+	0.17	+	4.99
76 Motor Vehicle Tax	0.1099	210.18	210.18	153.74	+	0.00	+	36.71
77 Transport Services	2.7034	197.35	197.28	210.19	+	0.04	-	6.11
<u>Communication</u>	3.2198	130.29	130.27	129.80	+	0.02	+	0.38
78 Postal Services	0.0662	227.44	227.44	215.89	+	0.00	+	5.35
79 Communication & Apparatus	3.1536	128.25	128.23	127.99	+	0.02	+	0.20
<u>Recreation and culture</u>	2.0227	192.74	189.80	187.95	+	1.55	+	2.55
80 Recreation & Culture	0.8634	128.25	128.25	126.96	+	0.00	+	1.02
81 Text Books	0.5706	290.10	280.89	278.49	+	3.28	+	4.17
82 Newspapers	0.1934	175.42	175.42	175.42	+	0.00	+	0.00
83 Stationery	0.3953	201.55	199.80	196.59	+	0.88	+	2.52
<u>Education</u>	3.9431	209.17	192.50	184.84	+	8.66	+	13.16
84 Education	3.9431	209.17	192.50	184.84	+	8.66	+	13.16
<u>Restaurants and hotels</u>	1.2286	247.73	247.22	236.98	+	0.21	+	4.54
85 Readymade Food	1.2286	247.73	247.22	236.98	+	0.21	+	4.54
<u>Misc. goods and services</u>	2.7550	223.99	222.57	213.15	+	0.64	+	5.09
86 Personal Care	1.4935	207.29	206.71	197.28	+	0.28	+	5.07
87 Cosmetics	0.3853	190.49	190.30	181.15	+	0.10	+	5.16
88 Blades	0.0322	185.88	185.88	182.78	+	0.00	+	1.70
89 Personal Equipments	0.8440	270.30	266.75	257.00	+	1.33	+	5.18

**7.5 Combined Consumer Price Index Numbers by Quintiles
and Major Commodity Groups
April, 2015
(2007-2008=100)**

Income Quintiles	General	Food and non-alcoholic Beverages	Alcoholic Beverages, Tobacco	Clothing and footwear	Housing, water, Elec., Gas and other fuels	Furnishing and household equipment maintenance	Health	Transport	Communication	Recreation and culture	Education	Restaurants and hotels	Misc. goods and services
------------------	---------	----------------------------------	------------------------------	-----------------------	--	--	--------	-----------	---------------	------------------------	-----------	------------------------	--------------------------

All Urban Combined

Aggregate	198.16	214.18	266.65	217.17	177.73	211.06	178.21	176.70	130.29	192.74	209.17	247.73	223.99
Income Quintile 1	198.65	211.53	275.19	215.35	165.55	213.57	171.25	187.40	118.51	206.96	221.34	247.19	222.02
Income Quintile 2	200.48	212.74	274.75	215.54	175.48	212.03	173.81	181.13	118.57	204.67	218.96	248.06	221.00
Income Quintile 3	200.90	213.33	273.64	215.99	179.78	209.69	175.63	178.38	120.58	201.04	213.85	247.80	221.75
Income Quintile 4	200.53	214.03	272.64	216.76	181.89	207.87	178.28	174.33	124.93	195.58	213.62	247.61	221.95
Income Quintile 5	196.23	215.62	257.34	218.49	178.22	211.82	180.80	176.54	135.74	186.30	206.43	247.77	226.16

**7.6 Combined Consumer Price Index Numbers by Quintile,
Major Commodity Groups for Selected Cities
April, 2015
(2007-2008=100)**

Cities	General	Food and non-alcoholic Beverages	Alcoholic Beverages, Tobacco	Clothing and footwear	Housing, water, Elec., Gas and other fuels	Furnishing and household equipment maintenance	Health	Transport	Communication	Recreation and culture	Education	Restaurants and hotels	Misc. goods and services
--------	---------	----------------------------------	------------------------------	-----------------------	--	--	--------	-----------	---------------	------------------------	-----------	------------------------	--------------------------

Income Quintile 1

Rawalpindi	207.45	217.13	281.25	228.95	188.18	224.35	199.87	198.65	104.44	221.57	276.77	241.66	218.21
Islamabad	209.91	216.26	275.37	224.65	167.30	227.88	200.14	202.13	111.29	309.01	675.44	225.22	224.34
Lahore	192.21	219.50	270.11	201.59	144.72	234.80	186.90	175.31	104.42	217.34	203.77	233.61	257.13
Gujranwala	193.72	209.48	272.76	206.75	163.53	221.52	155.62	173.47	111.41	226.34	162.24	237.05	208.22
Sialkot	187.07	203.63	286.78	171.33	160.73	177.66	141.40	190.14	115.82	305.07	187.03	208.25	193.25
Faisalabad	195.56	207.89	271.85	191.83	175.23	192.75	162.65	186.34	124.07	237.51	159.63	258.87	204.72
Multan	196.21	207.54	263.74	202.34	172.36	206.25	161.51	176.62	137.90	226.87	179.95	248.60	203.10
Sargodha	208.84	206.56	278.85	209.69	210.34	249.51	168.78	229.26	111.88	249.87	183.98	312.81	218.60
Bahawalpur	209.80	208.84	278.76	243.94	201.32	225.04	157.96	172.42	175.92	264.24	217.98	195.98	205.52
Karachi	189.23	204.45	271.72	214.60	148.15	232.14	160.09	155.08	117.33	198.54	173.86	249.70	249.82
Hyderabad	186.54	208.74	276.02	186.80	145.05	184.94	163.76	175.73	112.36	172.97	222.50	230.31	196.60
Sukkur	195.46	201.55	256.90	234.02	163.49	212.85	152.63	161.87	111.36	170.52	320.08	263.05	200.64
Larkana	203.33	203.82	282.82	211.04	195.37	219.29	258.98	165.94	125.28	180.15	180.73	263.19	259.03
Peshawar	203.45	203.46	271.53	261.78	170.64	238.53	191.09	197.09	113.13	265.98	277.77	254.04	293.16
Bannu	206.25	212.67	277.56	195.64	207.24	237.48	152.52	158.38	109.98	233.39	189.18	288.97	225.43
Quetta	191.11	203.78	291.91	177.52	171.60	180.19	164.02	211.15	124.60	176.72	243.72	235.73	197.43
Khuzdar	199.92	213.44	280.32	201.44	163.60	206.40	174.34	206.99	131.06	165.64	183.07	352.50	191.58

Income Quintile 2

Rawalpindi	210.73	218.63	279.69	228.66	192.65	223.38	202.84	217.32	106.14	255.82	288.23	241.79	218.30
Islamabad	206.68	217.03	282.08	232.17	162.93	223.38	188.09	181.99	108.89	232.90	578.02	230.84	215.94
Lahore	191.20	219.46	274.28	199.98	146.16	239.35	179.41	165.55	104.02	217.53	210.94	235.07	251.22
Gujranwala	193.18	209.82	275.38	202.98	166.33	215.04	154.39	169.03	112.28	241.92	150.79	254.13	208.04
Sialkot	184.96	201.85	286.46	175.03	163.21	175.01	145.35	176.34	121.63	333.76	184.88	209.17	179.71
Faisalabad	194.00	208.14	273.98	193.35	177.66	198.64	161.34	176.21	118.84	230.58	149.60	248.05	204.60
Multan	195.91	209.26	263.56	201.54	175.28	202.21	158.08	167.99	130.84	233.80	179.17	245.22	201.96
Sargodha	209.08	206.56	274.26	209.80	213.99	250.79	173.65	201.72	105.24	260.97	198.68	300.53	220.72
Bahawalpur	207.85	208.90	277.58	237.87	202.37	230.48	163.27	156.26	175.25	255.30	191.73	203.92	205.93
Karachi	190.40	206.89	270.16	210.74	151.54	223.50	158.93	157.63	121.22	193.88	178.73	251.10	236.13
Hyderabad	187.14	209.15	274.98	187.80	148.36	187.55	167.72	176.27	113.66	167.21	262.71	231.58	196.89
Sukkur	196.01	202.92	250.13	233.55	167.06	208.18	155.40	163.56	108.78	172.08	309.03	263.35	199.02
Larkana	207.43	208.77	282.02	213.84	198.82	213.80	268.30	170.37	131.60	180.37	182.55	264.43	256.63
Peshawar	203.58	205.06	276.97	263.93	173.55	235.02	185.75	187.48	120.58	244.42	253.56	253.57	286.89
Bannu	203.09	211.30	270.71	195.23	203.96	231.44	152.40	157.21	114.97	219.98	197.07	278.24	238.25
Quetta	191.34	205.25	285.81	179.73	175.11	181.66	164.95	184.80	119.60	178.95	219.37	235.24	197.15
Khuzdar	199.18	213.83	273.77	200.55	156.77	218.24	181.22	196.85	134.13	176.56	178.97	348.06	188.08

Contd.

**7.6 Combined Consumer Price Index Numbers by Quintile,
Major Commodity Groups for Selected Cities
April, 2015
(2007-2008=100)**

Cities	General	Food and non-alcoholic Beverages	Alcoholic Beverages, Tobacco	Clothing and footwear	Housing, water, Elec., Gas and other fuels	Furnishing and household equipment maintenance	Health	Transport	Communication	Recreation and culture	Education	Restaurants and hotels	Misc. goods and services
--------	---------	----------------------------------	------------------------------	-----------------------	--	--	--------	-----------	---------------	------------------------	-----------	------------------------	--------------------------

Income Quintile 3

Rawalpindi	209.98	217.42	275.28	231.52	191.02	220.61	212.00	193.35	110.45	242.03	284.34	244.19	222.63
Islamabad	206.86	218.37	262.66	226.45	157.07	220.23	182.40	183.23	113.01	221.18	729.12	222.92	230.34
Lahore	189.91	221.05	272.22	200.80	137.06	239.48	180.39	163.41	107.06	218.33	199.41	232.88	251.94
Gujranwala	191.07	210.17	274.02	207.18	157.55	209.97	153.56	159.99	116.83	216.40	151.17	236.99	208.01
Sialkot	184.44	202.51	266.89	176.00	157.28	181.06	144.61	164.49	128.72	307.01	176.52	203.58	182.05
Faisalabad	191.87	208.65	268.88	193.04	171.42	198.58	161.52	169.82	120.17	228.78	151.63	236.88	205.23
Multan	194.40	209.54	262.75	200.14	169.57	194.56	159.60	166.35	133.88	224.01	171.06	240.96	201.92
Sargodha	207.07	204.74	272.56	210.06	217.54	249.78	167.26	184.66	110.50	253.89	177.83	307.39	219.49
Bahawalpur	207.65	209.05	283.36	241.30	199.98	233.76	157.07	154.46	175.76	241.67	196.69	205.15	208.37
Karachi	190.19	207.87	272.24	208.05	143.79	218.09	157.19	158.54	123.08	191.22	183.30	253.41	233.76
Hyderabad	184.95	209.13	274.49	189.13	137.42	188.83	166.37	172.44	123.08	172.14	256.30	233.76	199.77
Sukkur	193.55	202.78	251.19	234.33	156.13	210.09	148.75	159.87	110.30	172.83	311.31	258.52	199.69
Larkana	207.76	211.45	272.57	211.75	197.67	211.83	255.05	169.58	132.87	179.61	181.96	261.94	274.41
Peshawar	201.64	204.81	267.85	264.67	166.83	235.59	183.25	191.83	119.17	226.14	266.09	254.60	276.78
Bannu	201.85	211.81	276.64	201.86	200.71	219.15	154.68	151.86	117.65	209.83	182.59	278.13	236.91
Quetta	189.07	205.34	272.81	179.89	170.69	181.57	165.45	169.70	118.98	176.01	232.66	229.31	194.20
Khuzdar	196.32	215.71	268.98	196.36	147.69	215.41	187.97	182.33	136.42	172.28	177.92	340.97	190.14

Income Quintile 4

Rawalpindi	210.77	217.67	272.52	234.71	196.65	224.31	214.02	192.14	112.67	219.68	258.08	246.59	227.82
Islamabad	208.87	218.68	260.13	226.06	163.44	219.96	193.45	185.94	123.81	208.31	645.38	225.83	226.71
Lahore	189.81	221.98	268.76	200.14	151.01	237.65	176.81	158.90	111.81	208.58	197.55	230.62	250.16
Gujranwala	191.45	209.95	267.50	209.42	169.04	198.57	157.55	155.27	122.28	214.89	151.44	237.91	202.72
Sialkot	186.22	203.62	270.30	176.96	171.61	175.43	144.59	163.95	136.20	274.50	175.59	199.80	178.78
Faisalabad	190.74	209.49	268.67	193.90	180.27	198.80	159.91	160.72	123.02	211.76	143.43	238.80	208.35
Multan	195.68	210.71	259.30	201.54	183.02	194.56	155.50	162.60	136.55	212.73	173.44	235.87	206.31
Sargodha	207.74	206.10	267.87	211.76	219.53	255.68	168.52	176.25	116.43	282.66	169.15	305.97	223.05
Bahawalpur	206.52	209.69	276.47	239.36	205.45	227.38	159.85	150.85	175.41	234.36	196.82	197.83	212.67
Karachi	191.16	208.81	272.91	208.13	156.71	223.55	156.94	158.67	127.17	188.96	187.96	254.02	233.15
Hyderabad	186.56	210.71	272.94	189.28	152.51	186.69	167.23	167.30	129.09	173.06	253.80	232.74	202.68
Sukkur	196.23	204.78	241.97	234.15	171.34	210.70	152.29	156.38	116.83	171.73	310.09	257.65	204.55
Larkana	212.01	217.31	249.23	210.84	204.67	210.71	266.66	165.82	140.56	179.25	199.71	262.82	286.70
Peshawar	203.22	206.81	262.62	264.95	177.32	228.06	193.20	184.12	124.35	228.05	251.74	257.22	272.78
Bannu	203.82	213.82	281.62	206.45	200.31	228.52	151.17	155.19	118.25	198.50	180.15	279.54	243.55
Quetta	190.55	205.26	265.25	183.84	178.53	180.62	164.64	172.05	121.79	172.30	241.74	228.83	194.23
Khuzdar	199.35	217.19	275.58	196.82	165.18	223.24	186.89	180.37	139.23	173.17	175.87	328.69	200.57

Contd.

**7.6 Combined Consumer Price Index Numbers by Quintile,
Major Commodity Groups for Selected Cities
April, 2015
(2007-2008=100)**

Cities	General	Food and non-alcoholic Beverages	Alcoholic Beverages, Tobacco	Clothing and footwear	Housing, water, Elec., Gas and other fuels	Furnishing and household equipment maintenance	Health	Transport	Communication	Recreation and culture	Education	Restaurants and hotels	Misc. goods and services
--------	---------	----------------------------------	------------------------------	-----------------------	--	--	--------	-----------	---------------	------------------------	-----------	------------------------	--------------------------

Income Quintile 5

Rawalpindi	212.87	222.09	250.22	234.63	198.24	224.20	205.04	196.74	125.15	203.38	273.12	242.63	253.31
Islamabad	203.31	221.89	241.17	227.95	161.89	228.52	195.89	198.69	128.33	201.67	404.30	227.92	244.19
Lahore	186.56	225.04	242.88	202.47	150.90	229.80	177.40	169.66	125.15	200.87	189.98	236.74	250.38
Gujranwala	188.23	211.66	251.99	212.63	169.74	182.87	155.08	159.30	133.76	194.60	147.55	232.89	209.76
Sialkot	183.08	203.83	247.88	179.92	170.42	173.83	149.84	165.60	138.04	250.85	169.65	202.97	185.84
Faisalabad	188.59	211.35	249.27	193.11	180.38	207.25	155.71	166.96	129.99	202.26	161.90	224.79	213.62
Multan	192.25	213.85	233.62	200.48	183.33	186.87	154.02	171.21	138.76	206.45	172.15	236.17	208.63
Sargodha	211.56	207.69	271.65	221.53	218.58	337.87	163.76	174.96	125.23	241.75	165.41	310.78	241.99
Bahawalpur	205.52	211.87	238.53	239.88	205.54	228.15	154.05	160.00	176.03	230.52	199.95	195.79	220.04
Karachi	191.30	212.02	260.34	210.12	155.34	282.27	157.77	173.66	138.50	181.77	193.03	257.03	234.43
Hyderabad	184.44	213.01	256.92	191.79	153.51	170.29	165.92	171.11	137.96	163.98	243.97	233.70	212.97
Sukkur	195.80	207.21	228.08	234.01	172.26	203.06	147.64	162.12	127.76	170.17	336.95	256.01	209.74
Larkana	211.69	218.56	237.19	210.30	206.15	206.59	278.51	168.61	144.29	168.69	255.29	260.95	272.89
Peshawar	200.62	209.62	242.92	262.00	175.81	222.91	178.12	189.89	130.18	189.60	252.73	253.93	259.74
Bannu	198.66	213.37	283.75	197.87	200.45	200.26	149.13	142.92	121.19	203.56	209.69	295.30	232.93
Quetta	190.58	207.04	232.08	183.67	181.22	167.30	159.11	173.93	129.25	169.68	242.79	234.93	201.63
Khuzdar	195.15	214.63	234.92	203.09	157.97	220.28	175.39	168.52	146.98	177.90	169.37	346.19	223.77

Aggregate

Rawalpindi	211.45	220.16	262.22	234.01	195.49	224.07	207.37	196.23	121.01	211.88	271.65	243.53	244.65
Islamabad	203.16	221.21	245.70	227.79	160.30	227.90	195.01	197.97	127.59	203.70	416.80	227.85	242.45
Lahore	187.87	222.77	260.34	201.35	148.12	232.33	178.16	166.86	118.63	207.27	193.39	234.90	250.82
Gujranwala	190.73	210.41	265.84	208.73	167.23	195.94	155.65	159.42	124.93	212.02	150.31	236.16	207.42
Sialkot	184.21	203.32	265.62	177.40	167.26	175.54	146.56	165.87	134.97	274.57	173.85	203.00	183.02
Faisalabad	191.21	209.31	266.12	193.17	178.42	203.10	159.49	167.47	125.43	217.19	155.18	237.78	208.74
Multan	193.79	211.06	254.25	200.95	179.14	191.10	156.26	169.43	137.09	213.86	172.89	238.01	206.00
Sargodha	208.80	206.21	272.00	212.82	216.72	284.73	168.02	181.01	117.03	258.38	173.99	307.50	227.07
Bahawalpur	206.96	209.88	269.40	240.39	203.52	228.44	157.24	158.57	175.81	240.38	199.41	197.72	212.63
Karachi	190.28	210.03	266.26	209.52	152.07	266.80	157.60	169.56	134.26	185.33	191.10	255.59	234.42
Hyderabad	185.52	210.59	269.99	189.66	150.13	178.46	166.39	170.88	130.43	168.59	248.71	233.11	205.98
Sukkur	195.41	204.13	242.91	234.04	168.17	208.10	151.24	160.05	118.16	171.44	320.12	258.74	203.85
Larkana	208.70	211.59	267.40	211.62	201.61	211.95	265.83	168.07	136.06	177.65	215.02	262.70	271.11
Peshawar	201.69	206.59	264.01	263.19	174.31	227.03	183.00	189.53	126.29	212.43	253.99	254.59	270.40
Bannu	202.63	212.61	277.60	200.43	201.91	220.13	152.02	150.55	117.66	208.13	192.53	283.92	236.12
Quetta	190.50	205.69	256.17	181.99	177.86	176.07	162.99	173.86	123.95	173.32	238.43	232.03	197.28
Khuzdar	198.74	214.71	271.19	199.51	161.81	215.92	181.59	188.43	136.18	172.68	177.29	343.74	197.79

**7.7 Combined Consumer Price Index Numbers by Income Groups/City
and Commodity Groups for all Centers Covered in CPI
April, 2015
(2007-2008=100)**

Cities	General	Food and non-alcoholic Beverages	Alcoholic Beverages, Tobacco	Clothing and footwear	Housing, water, Elec., Gas and other fuels	Furnishing and household equipment maintenance	Health	Transport	Communication	Recreation and culture	Education	Restaurants and hotels	Misc. goods and services	
Rawalpindi	01	211.45	220.16	262.22	234.01	195.49	224.07	207.37	196.23	121.01	211.88	271.65	243.53	244.65
Islamabad	02	203.16	221.21	245.70	227.79	160.30	227.90	195.01	197.97	127.59	203.70	416.80	227.85	242.45
Attock	03	195.37	207.25	255.21	220.02	153.10	211.99	162.73	192.59	118.99	191.62	295.70	240.72	264.41
Jhelum	04	196.25	210.81	263.57	224.05	167.15	213.07	165.27	179.42	125.78	221.73	293.78	226.61	206.91
Lahore	05	187.87	222.77	260.34	201.35	148.12	232.33	178.16	166.86	118.63	207.27	193.39	234.90	250.82
Sahiwal	06	221.95	223.69	266.77	272.09	212.86	225.17	196.86	174.20	135.64	214.80	281.88	283.66	248.65
Gujranwala	07	190.73	210.41	265.84	208.73	167.23	195.94	155.65	159.42	124.93	212.02	150.31	236.16	207.42
Wazirabad	08	202.16	221.18	273.50	210.73	184.22	195.46	148.55	161.11	128.18	219.48	149.63	222.26	208.19
Sialkot	09	184.21	203.32	265.62	177.40	167.26	175.54	146.56	165.87	134.97	274.57	173.85	203.00	183.02
Faisalabad	10	191.21	209.31	266.12	193.17	178.42	203.10	159.49	167.47	125.43	217.19	155.18	237.78	208.74
Jhang	11	206.43	205.61	268.96	271.13	196.89	200.29	229.62	166.73	135.16	220.37	173.18	239.63	209.84
Multan	12	193.79	211.06	254.25	200.95	179.14	191.10	156.26	169.43	137.09	213.86	172.89	238.01	206.00
Muzaffargarh	13	200.76	218.86	257.54	220.17	170.94	197.60	166.43	165.66	141.54	226.20	173.52	265.24	205.42
D. G. Khan	14	208.62	222.59	251.13	243.42	208.11	207.32	156.64	157.96	122.23	197.37	114.17	221.96	186.79
Vehari	15	190.13	209.87	269.26	180.03	176.64	202.86	128.88	148.97	132.02	214.32	168.13	231.30	217.21
Sargodha	16	208.80	206.21	272.00	212.82	216.72	284.73	168.02	181.01	117.03	258.38	173.99	307.50	227.07
Mianwali	17	214.96	216.54	281.86	188.27	248.64	210.55	161.38	161.86	108.40	260.85	178.96	217.91	240.97
Bahawalpur	18	206.96	209.88	269.40	240.39	203.52	228.44	157.24	158.57	175.81	240.38	199.41	197.72	212.63
Bahawalnagar	19	206.87	213.41	259.29	248.34	199.44	246.08	174.22	152.89	124.71	228.28	179.89	314.83	216.66
R. Y. Khan	20	203.66	217.76	266.78	260.25	180.38	215.55	155.18	163.13	126.34	217.43	213.65	272.47	216.85
Karachi	21	190.28	210.03	266.26	209.52	152.07	266.80	157.60	169.56	134.26	185.33	191.10	255.59	234.42
Hyderabad	22	185.52	210.59	269.99	189.66	150.13	178.46	166.39	170.88	130.43	168.59	248.71	233.11	205.98
Nawabshah	23	229.59	222.71	254.56	282.75	197.99	237.72	222.44	169.88	135.75	165.29	553.68	282.45	402.09
Mirpukhas	24	198.22	212.00	276.45	201.61	178.91	183.72	162.21	172.28	114.67	161.98	231.11	293.33	224.85
Mithi	25	211.14	211.26	280.00	199.90	227.93	180.85	154.15	168.35	112.59	142.73	279.07	290.51	249.93
Sukkur	26	195.41	204.13	242.91	234.04	168.17	208.10	151.24	160.05	118.16	171.44	320.12	258.74	203.85
Larkana	27	208.70	211.59	267.40	211.62	201.61	211.95	265.83	168.07	136.06	177.65	215.02	262.70	271.11
Dadu	28	202.63	219.81	265.14	212.46	168.90	211.63	149.89	174.78	119.98	170.54	439.70	255.06	200.59
Mardan	30	229.90	210.80	267.23	289.87	232.21	228.44	172.73	198.37	124.55	238.93	446.96	274.48	309.16
Abbottabad	31	199.84	210.23	263.04	223.82	167.18	273.79	157.13	202.52	148.67	219.04	190.45	284.13	223.50
Bannu	32	202.63	212.61	277.60	200.43	201.91	220.13	152.02	150.55	117.66	208.13	192.53	283.92	236.12
D. I. Khan	33	204.85	221.34	283.73	201.47	206.19	196.45	158.77	161.25	112.29	168.81	206.63	258.55	213.36
Mingora	34	218.79	215.52	278.20	266.10	187.89	230.57	215.33	190.48	130.38	224.20	248.65	300.75	409.43
Quetta	35	190.50	205.69	256.17	181.99	177.86	176.07	162.99	173.86	123.95	173.32	238.43	232.03	197.28
Turbat	36	201.51	208.15	299.10	192.45	204.82	216.45	174.84	154.45	118.58	146.41	216.73	214.90	211.85
Gawadar	37	194.99	212.78	248.63	199.20	171.95	209.96	164.06	144.24	109.09	119.08	243.51	217.57	205.55
Loralai	38	210.22	219.47	268.77	205.18	211.72	179.67	198.08	172.74	114.25	186.98	200.45	285.97	235.46
Khuzdar	39	198.74	214.71	271.19	199.51	161.81	215.92	181.59	188.43	136.18	172.68	177.29	343.74	197.79
D. M. Jamali	40	199.87	210.86	275.14	201.09	180.88	197.90	163.85	181.20	123.19	155.04	229.42	279.92	203.13

7.8 Index Numbers of Wholesale Prices by Commodity Groups

Year / month	General	Agriculture Forestry & Fishery Product	Ores & Minerals electricity gas & water	Food product Beverages & tobacco Textile Apparel & Leather Product	Other transportable Goods	Metal product Machinery & Equipment
(2007-08=100)						
2009-10	135.40	142.02	139.76	135.02	135.41	111.10
2010-11	164.17	183.20	159.13	166.49	155.77	128.10
2011-12	181.29	185.04	182.74	176.07	194.64	152.55
2012-13	194.61	198.23	211.17	188.39	203.93	159.29
2013-14	158.88	165.52	163.62	156.11	162.99	132.02
2014 Apr	211.88	221.91	243.12	202.07	213.45	170.06
May	211.71	223.55	242.36	201.29	212.29	170.11
Jun	214.60	228.53	242.45	204.31	214.75	171.26
Jul	215.76	230.64	242.67	205.50	215.63	171.57
Aug	214.72	224.73	242.91	207.15	215.14	172.17
Sep	215.06	225.47	242.99	207.86	214.53	172.76
Oct	214.39	222.72	244.75	208.83	212.36	172.85
Nov	212.26	219.26	247.62	207.90	206.62	172.72
Dec	208.25	213.09	247.20	205.77	199.17	172.37
2015 Jan	206.11	214.90	248.30	204.71	187.85	173.68
Feb	203.86	212.18	246.75	205.52	180.79	173.23
Mar	203.89	212.84	246.08	205.27	180.97	173.00
Apr	205.65	219.00	245.66	205.98	181.06	172.88

7.9 Index Numbers of Wholesale Prices by Commodities

AGRICULTURE FORESTRY & FISHERY											
Year/month	Wheat	Maize	Rice	Sorghum/ Jowar	Millet/ Bajra	Vegetables	Fresh Fruits	Dry Fruits	Cotton Seeds	Other oil Seeds	Edible Roots Potatoes

(2007-08=100)

2009-10	157.54	115.02	111.40	158.39	107.75	151.74	106.02	137.88	144.08	122.94	162.12
2010-11	159.53	150.61	123.39	195.10	127.61	173.43	129.19	161.97	171.48	141.73	201.45
2011-12	163.44	159.77	149.45	191.12	153.77	211.52	175.48	181.96	189.55	166.98	175.20
2012-13	188.52	174.74	165.42	211.29	177.02	216.66	216.05	181.47	168.92	177.67	162.82
2013-14	227.13	185.28	177.67	279.98	179.06	254.41	226.73	201.66	185.58	178.30	314.12
2014 Apr	232.52	188.84	179.08	304.45	173.13	236.30	258.23	208.07	209.33	172.46	400.84
May	204.31	190.14	179.49	317.54	169.81	211.50	264.24	213.82	220.44	177.64	447.26
Jun	205.99	189.74	180.08	316.79	173.02	205.05	283.76	219.20	219.90	182.36	472.92
Jul	207.97	191.76	179.66	323.08	174.47	247.48	321.25	217.95	231.50	190.46	543.47
Aug	214.37	193.63	180.50	328.11	174.19	304.25	256.65	217.97	216.43	189.39	550.88
Sep	214.19	195.66	181.27	307.35	173.72	322.71	244.99	218.98	192.17	190.46	504.54
Oct	215.03	193.55	182.99	286.45	177.35	302.11	250.21	220.55	186.82	186.54	535.17
Nov	216.76	191.93	181.10	280.16	171.52	285.84	210.77	220.92	188.86	188.07	483.87
Dec	210.79	186.45	172.32	280.16	167.42	213.83	215.51	224.99	192.60	187.36	275.99
2015 Jan	210.71	186.33	168.68	287.71	162.43	199.24	211.03	227.77	199.35	186.61	199.26
Feb	210.66	189.01	166.83	289.98	162.93	180.66	217.00	229.16	208.28	177.61	161.82
Mar	210.62	187.54	162.53	289.73	159.44	188.58	226.58	232.48	203.39	172.36	150.80
Apr	206.14	188.60	163.71	292.62	172.47	262.99	242.95	237.25	215.48	157.14	115.50

Contd.

7.9 Index Numbers of Wholesale Prices by Commodities

Year/month	AGRICULTURE FORESTRY & FISHERY											
	Stimulant & spice crops	Pulses	Sugar crops	Fibre crops	Unmanufactured tobacco	Poultry	Milk from bovine animals	Eggs	Raw animal material / wool	Hides&fur skins wool	Fuel wood in logs	Fishes fresh or chilled
(2007-08=100)												
2009-10	159.91	144.32	208.66	162.63	142.50	156.00	135.32	153.07	88.65	99.97	129.86	137.63
2010-11	212.69	169.24	287.34	280.76	156.10	163.53	157.40	148.79	113.86	106.92	151.43	136.35
2011-12	187.89	212.28	273.92	195.07	167.72	186.89	190.29	180.67	134.34	131.07	190.47	144.71
2012-13	184.68	204.81	267.92	193.56	171.49	178.40	213.81	191.02	138.84	139.08	215.48	191.11
2013-14	316.66	186.74	267.92	217.41	186.62	202.88	225.98	200.17	155.22	145.20	238.11	247.73
2014 Apr	371.86	190.93	267.92	209.71	195.81	219.86	230.05	173.18	157.45	145.57	242.38	244.31
May	372.30	198.71	267.92	217.38	196.08	215.25	230.92	158.06	156.33	145.23	243.47	249.76
Jun	472.58	200.37	267.92	220.08	196.08	207.92	240.49	166.88	157.03	145.85	243.47	250.37
Jul	460.25	198.96	267.92	201.65	204.74	206.33	242.57	176.03	164.70	146.12	243.47	246.21
Aug	429.22	194.38	267.92	175.37	206.81	212.06	243.95	218.87	161.50	145.14	243.47	243.89
Sep	404.43	193.89	267.92	182.68	207.00	180.11	248.75	217.31	162.90	145.38	243.47	244.41
Oct	397.61	193.91	267.92	170.48	208.01	172.75	248.92	218.07	173.82	154.93	246.31	247.49
Nov	362.38	202.21	267.92	163.54	212.62	174.87	250.31	241.19	173.82	156.37	250.46	259.83
Dec	354.12	204.27	267.92	155.90	217.23	192.50	251.69	232.79	178.68	157.14	250.46	274.05
2015 Jan	301.52	212.26	287.55	161.74	217.23	209.94	251.69	245.22	181.52	162.19	256.69	288.90
Feb	281.50	212.31	287.55	161.34	217.23	163.19	251.69	205.24	178.52	159.76	259.53	288.48
Mar	281.74	209.71	286.29	165.63	217.50	167.92	251.69	189.76	177.10	159.92	259.53	286.70
Apr	286.93	209.56	286.29	172.53	217.50	189.61	251.69	170.54	177.10	159.72	259.53	283.89

Contd.

7.9 Index Numbers of Wholesale Prices by Commodities

Year/Month	ORES/MINERALS, GAS & ELECT.				FOOD, BEVERAGES, TOBACCO TEXTILE, APP. LEATHER TEXTILE					
	Coal not Agglomerated	Natural Gas liquified	Salt pure sodium chloride	Electrical Energy	Meat of Animals	Vegetables & fruit Juices	Dried Fruits & Nuts	Fruits & Juices	Vegetable Oil Refined	Vegetable Ghee
(2007-08=100)										
2009-10	109.77	148.27	116.89	135.22	139.74	132.75	152.66	120.39	109.33	94.75
2010-11	120.42	157.03	125.80	166.98	174.86	148.78	170.78	133.20	127.91	118.21
2011-12	149.74	193.29	155.69	176.51	214.40	175.93	197.32	155.58	153.33	141.37
2012-13	209.81	197.43	175.78	226.10	228.80	186.93	219.33	158.67	157.94	141.75
2013-14	223.53	203.85	223.53	281.02	238.93	192.48	221.32	166.33	162.31	141.51
2014 Apr	223.53	203.39	231.42	287.44	241.31	191.62	218.45	166.33	164.58	142.54
May	223.53	201.77	234.11	287.44	241.31	192.16	218.45	169.52	165.54	141.65
Jun	223.53	201.86	243.18	287.44	243.10	194.02	217.80	170.89	165.47	140.01
Jul	223.53	202.34	243.18	287.44	246.01	194.12	217.80	171.20	164.33	140.35
Aug	223.53	202.79	248.50	287.44	252.65	194.12	219.98	171.34	163.56	139.94
Sep	223.53	202.94	248.50	287.44	256.74	194.12	219.98	171.34	162.58	139.10
Oct	223.53	206.65	247.16	287.44	257.41	196.79	222.26	171.93	163.22	137.60
Nov	223.53	204.85	247.16	295.61	257.41	196.79	227.45	171.93	163.13	137.39
Dec	223.53	203.99	247.16	295.61	257.59	197.07	229.74	171.93	161.32	132.27
2015 Jan	223.53	206.29	247.16	295.61	257.79	198.31	232.57	172.22	159.94	130.81
Feb	223.53	203.03	247.16	295.61	259.95	198.31	228.83	173.27	158.19	129.25
Mar	223.53	201.62	247.16	295.61	260.18	198.31	229.85	173.34	158.10	128.57
Apr	223.53	200.74	248.84	295.61	260.64	199.28	228.25	174.06	155.23	124.33

Contd.

7.9 Index Numbers of Wholesale Prices by Commodities

Year / month	FOOD, BEVERAGES, TOBACCO TEXTILE, APP. LEATHER TEXTILE												
	Oil cakes	Processed Liquid Milk	Milk & cream in solid form	Ice cream	Dairy Product N.E.C	Wheat Flour	Other cereal Flour	Sugar Refined	Chocolate	Sugar Confectionary	Coffee & Tea	SPICES	Other Food Product

(2007-08=100)

2009-10	133.50	131.72	143.69	133.53	126.71	146.16	102.24	209.80	98.94	101.73	151.22	116.98	186.48
2010-11	150.73	154.76	190.61	139.71	141.43	146.53	135.02	251.13	99.77	101.52	165.31	162.42	244.90
2011-12	149.51	182.39	170.43	155.81	184.52	151.98	163.80	229.24	100.35	100.56	192.23	267.98	301.28
2012-13	166.19	207.70	171.54	172.43	207.02	172.24	194.72	201.93	99.19	101.34	203.24	279.84	319.16
2013-14	191.83	211.76	196.23	210.37	220.93	205.78	139.04	206.98	99.19	102.28	215.49	193.08	308.00
2014 Apr	207.80	219.13	207.76	209.79	228.17	211.80	140.44	201.00	99.19	102.28	198.66	191.57	308.98
May	219.35	222.76	209.55	218.66	230.41	197.22	139.33	196.99	99.19	102.28	188.38	191.30	293.22
Jun	217.25	223.02	211.32	214.21	235.64	196.01	139.38	208.70	99.19	102.28	185.89	191.67	293.72
Jul	232.05	223.02	212.82	219.91	235.94	195.47	138.16	216.56	99.19	102.28	184.43	191.70	293.72
Aug	212.95	231.82	214.15	219.91	235.94	201.98	136.37	220.01	99.19	102.28	181.34	191.50	294.38
Sep	208.10	234.27	219.41	219.91	235.94	200.80	137.97	231.31	99.19	102.28	183.60	191.60	296.10
Oct	203.69	242.78	221.48	219.91	237.45	202.07	138.03	224.22	99.19	102.28	186.74	188.66	296.60
Nov	198.27	242.78	222.04	219.91	237.72	202.78	140.16	218.74	99.19	102.28	188.05	188.69	296.60
Dec	200.15	245.21	222.24	219.91	238.90	202.20	142.81	204.57	99.19	102.28	188.37	188.69	296.60
2015 Jan	198.84	245.21	222.86	219.91	238.90	200.35	148.21	206.01	99.19	102.28	189.39	189.65	298.01
Feb	197.37	252.28	220.24	219.91	239.22	198.41	148.22	205.44	99.19	102.28	194.48	189.66	298.34
Mar	186.18	253.81	221.70	219.91	239.38	198.06	144.94	204.82	99.19	102.28	195.98	189.66	294.23
Apr	200.07	251.52	221.70	219.91	243.80	194.97	146.98	220.03	99.19	102.28	203.67	189.90	294.23

Contd.

7.9 Index number of wholesale prices by commodities

Year/month	FOOD, BEVERAGES, TOBACCO TEXTILE, APP. LEATHER TEXTILE									
	Mineral Water	Beverages	Tobacco Product	Cotton Yarn	Nylon Yarn	Blended Yarn	Woven Fabrics	Cotton Fabrics	Other Fabrics	Silk & Reyon Fabrics
(2007-08=100)										
2009-10	114.20	111.17	131.16	150.86	131.65	157.00	121.53	120.46	115.78	116.19
2010-11	127.10	120.80	168.69	182.87	174.17	195.31	129.39	137.84	126.16	125.75
2011-12	163.62	133.28	175.62	196.06	190.80	194.74	163.54	167.42	154.74	139.06
2012-13	168.78	137.45	208.80	208.38	181.46	193.63	196.76	175.90	166.96	152.04
2013-14	182.07	151.87	246.42	213.03	178.22	198.57	222.82	189.15	182.16	161.87
2014 Apr	184.22	161.66	242.41	201.07	167.97	193.66	226.82	193.10	192.36	165.36
May	185.23	164.58	242.41	200.83	165.10	191.86	226.82	193.10	194.43	165.85
Jun	185.23	166.38	290.52	200.42	162.34	192.59	226.82	196.81	197.56	165.85
Jul	185.63	167.46	290.52	200.42	161.40	193.60	226.82	196.81	197.56	165.85
Aug	185.63	169.18	290.52	195.72	163.67	193.92	226.82	196.81	203.01	175.35
Sep	185.63	169.40	290.52	192.90	164.84	193.92	226.82	196.81	203.01	175.35
Oct	185.63	171.52	290.52	190.52	164.37	193.92	237.79	200.51	206.11	176.47
Nov	185.63	171.52	290.52	186.79	161.23	194.74	237.79	200.51	206.11	177.28
Dec	185.63	171.52	290.52	177.90	158.14	191.73	258.39	200.51	206.11	177.28
2015 Jan	187.86	171.52	290.52	172.44	156.04	190.28	258.39	200.51	207.48	177.28
Feb	187.86	171.52	290.52	171.00	154.23	185.12	258.39	200.51	209.87	179.89
Mar	187.86	171.62	290.52	170.43	150.22	182.56	258.39	201.34	212.61	179.89
Apr	187.86	171.62	290.52	170.12	150.22	182.72	258.39	201.34	212.61	181.33

Contd.

7.9 Index number of wholesale prices by commodities

Year / month	FOOD, BEVERAGES, TOBACCO TEXTILE, APP. LEATHER TEXTILE										
	Towels	Blankets	Bedsheet	Quilt	Woolen Carpets	Synthetic Carpets	Hosiery Product	Ready made Garments	Leather without Hairs	Other Leather N.E.C	Foot wears

(2007-08=100)

2009-10	124.68	112.40	123.12	108.77	103.57	134.23	111.76	109.52	104.89	107.27	101.48
2010-11	141.55	123.47	132.06	128.15	104.56	143.26	126.73	114.24	107.07	112.02	101.48
2011-12	181.78	150.59	165.52	144.49	105.11	147.81	155.38	125.21	109.08	120.09	110.49
2012-13	202.34	179.22	201.81	150.78	106.55	116.43	176.65	137.23	111.60	130.47	134.42
2013-14	231.49	205.36	230.69	166.21	110.96	115.50	191.70	156.73	168.48	288.58	134.22
2014 Apr	242.19	219.66	242.12	172.42	113.69	116.10	196.90	169.94	203.40	314.19	134.22
May	242.19	219.66	242.12	172.42	113.69	116.10	198.64	168.50	212.68	276.72	134.22
Jun	242.19	219.66	242.12	172.42	113.69	116.10	202.13	169.33	223.51	276.72	134.22
Jul	242.19	219.66	242.12	172.42	132.14	116.10	204.27	175.43	223.51	249.44	134.22
Aug	244.18	219.66	242.12	172.42	132.14	125.42	206.13	180.12	216.45	230.78	134.22
Sep	246.16	223.55	242.12	177.63	132.14	126.27	208.91	183.14	212.86	210.44	134.22
Oct	250.33	230.00	247.46	179.47	132.14	126.27	210.35	186.77	212.86	214.36	134.22
Nov	260.85	232.93	249.35	188.74	132.14	126.27	210.35	186.77	215.02	215.39	134.22
Dec	265.62	235.86	253.21	191.05	132.14	126.27	215.35	186.77	215.02	215.39	134.22
2015 Jan	265.62	235.86	253.21	196.84	132.14	126.27	215.35	186.77	215.02	215.39	134.22
Feb	265.62	235.86	253.21	196.84	132.14	126.27	216.06	186.77	215.02	213.42	134.22
Mar	265.62	235.86	255.40	196.84	132.14	126.27	216.06	186.77	207.72	212.39	134.22
Apr	265.62	235.86	256.29	196.84	132.14	126.27	218.08	186.77	215.06	212.39	134.22

Contd.

7.9 Index number of wholesale prices by commodities

Year/month	OTHER TRANSPORTABLE GOODS												
	Timber	Printing Paper	Hard Board	Coke	Motor Sprit	Diesel Oil	Kerosine Oil	Furnace Oil	Mobile Oil	Chemicals	Dying Materials	Fertilizers	Pesticides
(2007-08=100)													
2009-10	118.75	110.69	97.22	116.57	119.93	167.91	167.68	130.09	138.19	107.72	102.23	143.70	124.59
2010-11	127.27	106.84	110.16	139.84	126.84	194.78	196.30	154.78	150.55	123.06	106.61	174.65	135.09
2011-12	139.00	127.83	150.70	159.41	155.00	240.05	241.84	200.78	173.18	144.52	105.67	258.65	164.20
2012-13	149.51	158.66	193.63	163.45	168.70	257.74	260.42	177.08	183.78	154.14	105.42	261.38	195.99
2013-14	170.36	169.84	220.14	163.45	184.99	271.23	283.49	176.90	194.20	171.90	115.91	266.33	227.17
2014 Apr	178.07	177.81	229.17	163.45	182.98	267.04	288.01	165.65	197.73	176.47	143.77	264.50	237.58
May	178.07	174.58	229.17	163.45	182.40	260.69	288.01	166.52	197.73	176.24	143.77	265.61	237.58
Jun	182.14	172.62	229.17	163.45	182.40	260.69	288.01	172.01	200.28	189.08	143.77	267.48	254.27
Jul	184.69	172.62	229.17	163.45	182.40	260.69	288.01	173.10	201.17	193.10	143.77	268.66	262.86
Aug	184.69	169.34	229.17	163.45	182.40	260.69	288.01	169.47	201.17	194.21	143.77	270.28	270.02
Sep	188.95	169.34	229.17	163.45	180.02	256.53	281.74	171.21	201.17	195.25	143.77	271.20	266.71
Oct	189.35	169.34	229.17	163.45	175.05	254.48	277.92	159.86	201.53	196.00	143.77	270.24	266.71
Nov	190.70	169.34	229.17	163.45	159.11	235.67	254.18	157.65	201.53	198.36	143.77	270.69	266.71
Dec	196.61	169.34	229.17	163.45	142.78	219.90	242.40	134.79	201.53	198.36	143.77	272.69	283.64
2015 Jan	202.05	169.34	229.17	163.45	132.22	195.49	209.53	101.36	201.53	199.84	145.16	274.54	290.15
Feb	202.05	167.70	221.35	163.45	118.71	175.03	178.93	95.56	201.53	197.65	146.55	275.65	290.39
Mar	202.05	162.79	197.92	163.45	118.71	175.03	178.93	100.86	200.74	196.79	146.55	273.84	290.39
Apr	202.05	162.72	197.92	163.45	125.47	178.33	178.93	94.70	200.74	195.03	146.55	272.54	293.74

Contd.

7.9 Index number of wholesale prices by commodities

Year / month	OTHER TRANSPORTABLE GOODS												
	Insecti- cides	Paints & Varnishes	Medicines	Soaps & Detergent	Auto Tyers	Plastic Products	Glass Sheets	Other Glass Articles	Ceramics & Sanitary	Bricks Blocks & Tiles	Cement	Bed Foams	Matches
(2007-08=100)													
2009-10	112.11	135.74	108.01	117.69	136.43	123.66	146.16	156.19	126.75	129.58	117.30	105.04	108.52
2010-11	125.88	151.75	115.64	130.52	147.14	135.05	152.83	175.04	129.49	140.85	140.80	113.46	111.73
2011-12	125.90	187.97	117.18	151.04	171.17	179.77	168.41	206.10	136.90	165.89	162.19	126.38	118.84
2012-13	120.85	237.85	138.59	167.01	180.56	193.02	192.56	199.82	158.32	176.20	185.77	141.29	132.57
2013-14	143.37	260.43	139.76	180.26	185.96	201.16	207.04	212.10	182.46	193.91	203.42	148.32	143.20
2014 Apr	177.92	268.31	140.59	181.82	185.73	202.70	209.86	214.09	199.50	197.05	207.45	149.67	143.20
May	178.94	269.84	141.80	182.20	186.63	203.08	209.86	218.27	199.50	196.15	207.98	149.67	143.20
Jun	181.89	275.71	142.22	183.11	188.21	203.08	209.86	218.27	201.75	200.57	207.76	150.83	143.20
Jul	181.89	275.71	144.21	183.11	188.21	203.08	209.86	218.27	200.07	201.73	207.76	150.83	143.20
Aug	181.05	276.16	144.21	175.81	188.21	205.01	209.86	218.27	200.91	202.38	207.44	150.83	143.20
Sep	178.63	279.37	145.03	176.33	188.28	206.32	209.86	218.27	207.26	203.25	207.79	150.83	143.20
Oct	179.64	280.05	144.59	177.77	188.28	210.90	209.86	227.13	212.17	204.18	210.17	150.83	143.20
Nov	177.41	280.05	144.94	177.83	188.28	214.92	209.86	230.45	212.17	205.47	209.76	155.17	143.20
Dec	172.37	285.78	145.19	178.23	192.43	218.51	226.39	242.20	216.53	206.80	208.92	156.67	143.20
2015 Jan	149.54	288.63	145.19	178.31	192.43	221.88	226.39	242.20	216.53	204.99	208.27	156.67	143.20
Feb	134.91	288.63	145.19	178.31	192.43	222.47	228.76	242.89	216.99	206.92	207.84	156.67	143.20
Mar	142.24	291.17	145.19	178.14	192.43	222.47	228.76	243.63	218.62	208.60	206.83	156.67	143.20
Apr	143.34	291.69	145.19	178.14	191.36	222.47	228.76	243.63	219.25	209.76	206.86	156.67	143.20

Contd.

7.9 Index number of wholesale prices by commodities

Year/month	METAL PRODUCT MACHINERY & EQUIP									
	Pig Iron	Steel Bars & Sheets	Pipe Fittings	Steel Products	Engine & Motors	Vacuum Pumps	Air Conditioners	Cultivators	Chuff Cutter	Tractors

(2007-08=100)

2009-10	129.91	102.51	124.35	117.63	105.29	111.45	143.04	145.95	121.31	137.08
2010-11	128.97	116.14	129.52	125.59	106.23	112.44	147.52	172.18	127.89	152.78
2011-12	128.97	133.06	140.66	152.22	109.07	115.39	165.34	184.47	131.97	177.34
2012-13	128.97	134.92	143.38	162.79	109.07	115.39	174.17	187.71	140.67	161.96
2013-14	128.97	140.15	163.38	169.47	109.07	115.39	180.79	215.46	146.36	188.81
2014 Apr	128.97	138.13	168.33	170.24	109.07	115.39	181.12	226.90	149.20	214.54
May	128.97	139.53	168.33	170.24	109.07	115.39	181.12	226.90	149.20	214.54
Jun	128.97	144.30	175.34	170.24	109.07	115.39	181.12	226.90	149.20	214.54
Jul	128.97	146.08	175.34	170.24	109.07	115.39	181.12	226.90	149.20	214.54
Aug	128.97	149.75	175.34	170.24	109.07	115.39	195.53	226.90	149.20	214.54
Sep	128.97	151.35	191.63	172.77	109.07	115.39	195.53	226.90	149.20	214.54
Oct	128.97	150.97	191.94	173.74	109.07	115.39	195.53	226.90	149.20	214.54
Nov	128.97	148.95	191.94	173.80	109.07	115.39	195.53	226.90	149.20	214.54
Dec	128.97	145.97	191.94	173.80	109.07	115.39	195.53	226.90	149.20	214.54
2015 Jan	128.97	144.48	191.94	173.80	109.07	115.39	195.53	226.90	149.20	214.54
Feb	128.97	141.59	191.94	173.80	109.07	115.39	196.18	226.90	149.20	214.54
Mar	128.97	140.43	191.94	173.80	109.07	115.39	196.18	219.76	149.20	214.54
Apr	128.97	140.03	191.94	173.88	109.07	115.39	197.69	219.76	149.20	214.54

Contd.

7.9 Index number of wholesale prices by commodities

Year / month	METAL PRODUCT MACHINERY & EQUIP								
	Lathe Machine	Concrete Mixer	Refrige Wash & Sew mach Iron	Electrical Wires	Lighting Equip-ments	Radio & Television	Motor Vehicles	Motor Cycles	Bicycles

(2007-08=100)

2009-10	140.74	132.73	119.22	131.12	108.05	119.91	130.55	113.20	108.90
2010-11	142.43	135.46	138.87	142.63	115.71	122.93	142.13	116.77	134.71
2011-12	147.58	138.83	162.92	160.69	141.05	130.71	155.07	122.52	166.65
2012-13	147.68	138.83	167.54	160.01	147.57	127.52	170.90	125.06	177.20
2013-14	186.40	138.83	188.44	173.65	163.03	126.49	179.74	125.61	181.58
2014 Apr	208.81	138.83	195.02	178.73	164.75	126.49	182.75	126.48	182.84
May	208.81	138.83	193.39	179.18	164.95	126.49	182.59	126.70	182.84
Jun	208.81	138.83	195.75	179.18	164.95	126.49	182.59	126.70	182.84
Jul	208.81	138.83	195.93	179.18	164.95	126.49	182.59	126.70	182.84
Aug	208.81	138.83	195.93	179.18	164.95	126.49	182.59	126.92	182.84
Sep	208.81	138.83	196.04	184.79	164.95	126.49	182.59	126.92	182.84
Oct	208.81	138.83	196.81	184.79	164.95	126.49	183.03	126.92	182.84
Nov	208.81	138.83	197.85	184.79	165.30	126.49	183.03	126.92	182.84
Dec	208.81	138.83	198.06	190.43	165.30	126.49	183.03	128.20	182.84
2015 Jan	208.81	138.83	198.06	190.43	168.19	126.49	183.03	128.20	185.63
Feb	208.81	138.83	198.16	190.87	168.19	126.49	183.03	128.20	185.63
Mar	208.81	138.83	198.16	190.87	168.19	126.49	183.03	128.20	185.63
Apr	208.81	138.83	198.2	190.87	168.19	126.49	183.03	125.89	185.63

Contd.

7.10 Intercity Wholesale Prices of Selected Commodities

Group/Commodity/Item Specification	Unit	City	Prices (Rs.)			% Change in Apr., 2015 Over	
			Apr., 2015	Mar., 2015	Apr., 2014	Mar., 2015	Apr., 2014
1. Agriculture Forestry & Fishery							
001. Wheat							
0111201. WHEAT AVG. QLTY.	100 KG.	LAH	3475.00	3475.00	4131.25	0.00	-15.89
		FAS	3225.00	3275.00	3175.00	-1.53	1.57
		RAW	3525.00	3565.00	4025.00	-1.12	-12.42
		MUL	3225.00	3250.00	3900.00	-0.77	-17.31
		GUJ	3325.00	3325.00	3775.00	0.00	-11.92
		SAH	3281.50	3281.50	3812.50	0.00	-13.93
		SAR	3100.00	3150.00	3718.50	-1.59	-16.63
		SKT	3587.50	3437.50	3975.00	4.36	-9.75
		BPR	3162.50	3312.50	3162.50	-4.53	0.00
		GJT	3306.25	3250.00	4000.00	1.73	-17.34
		KSR	3437.50	3437.50	4037.50	0.00	-14.86
		KAR	3500.00	3500.00	3800.00	0.00	-7.89
		HYD	3000.00	3100.00	3200.00	-3.23	-6.25
		SKR	3400.00	3287.50	3250.00	3.42	4.62
		LRK	2750.00	3125.00	3125.00	-12.00	-12.00
		MPK	2875.00	2950.00	3250.00	-2.54	-11.54
		NWB	2800.00	3425.00	3300.00	-18.25	-15.15
		PSH	3300.00	3315.00	3850.00	-0.45	-14.29
		BNU	3150.00	3300.00	3800.00	-4.55	-17.11
002. Maize							
0112201. MAIZE AVG. QLTY.	40 KG.	LAH	1150.00	1150.00	1150.00	0.00	0.00
		FAS	1000.00	925.00	1110.00	8.11	-9.91
		RAW	1175.00	1175.00	1175.00	0.00	0.00
		SAR	975.00	975.00	1000.00	0.00	-2.50
		KSR	1150.00	1150.00	1150.00	0.00	0.00
		KAR	1380.00	1380.00	1200.00	0.00	15.00
		HYD	1050.00	1100.00	1100.00	-4.55	-4.55
		PSH	1000.00	960.00	1110.00	4.17	-9.91
		BNU	1350.00	1350.00	1250.00	0.00	8.00
		QTA	1390.00	1390.00	1390.00	0.00	0.00
003. Rice							
0113201. RICE BASMATI SUP. QLTY.	40 KG.	LAH	4310.00	4310.00	4800.00	0.00	-10.21
		FAS	4000.00	4000.00	4250.00	0.00	-5.88
		RAW	5000.00	5000.00	5150.00	0.00	-2.91
		MUL	4100.00	3900.00	4750.00	5.13	-13.68
		GUJ	3050.00	3050.00	4750.00	0.00	-35.79
		SKT	2980.00	2980.00	4800.00	0.00	-37.92
		KAR	4700.00	4700.00	5000.00	0.00	-6.00
		HYD	4000.00	4100.00	4650.00	-2.44	-13.98
		MPK	4600.00	4600.00	5000.00	0.00	-8.00
		PSH	3650.00	3150.00	4875.00	15.87	-25.13
		MNG	3600.00	3600.00	4400.00	0.00	-18.18
		QTA	4800.00	4600.00	4700.00	4.35	2.13
0113202. RICE BASMATI BROKEN AVG. QLTY.	40 KG.	LAH	2535.00	2535.00	2760.00	0.00	-8.15
		RAW	3075.00	3075.00	3275.00	0.00	-6.11
		GUJ	2100.00	2100.00	2600.00	0.00	-19.23
		SAH	2000.00	2000.00	2700.00	0.00	-25.93
		SKT	1920.00	1920.00	2550.00	0.00	-24.71
		BPR	2100.00	2100.00	2100.00	0.00	0.00
		GJT	2100.00	2100.00	2600.00	0.00	-19.23
		KSR	2575.00	2575.00	2725.00	0.00	-5.50
		KAR	2760.00	2760.00	2840.00	0.00	-2.82
		HYD	2100.00	2150.00	2400.00	-2.33	-12.50

Contd.

7.10 Intercity Wholesale Prices of Selected Commodities

Group/Commodity/Item Specification	Unit	City	Prices (Rs.)			% Change in Apr., 2015 Over	
			Apr., 2015	Mar., 2015	Apr., 2014	Mar., 2015	Apr., 2014
		SKR	2000.00	2000.00	2300.00	0.00	-13.04
		LRK	3200.00	3200.00	3200.00	0.00	0.00
		MPK	1400.00	1400.00	2000.00	0.00	-30.00
		PSH	1950.00	1550.00	2600.00	25.81	-25.00
		BNU	1650.00	1650.00	1700.00	0.00	-2.94
		QTA	2900.00	3100.00	2800.00	-6.45	3.57
0113203. RICE IRRI-9 PUNJAB	40 KG.	LAH	2175.00	2175.00	2325.00	0.00	-6.45
		FAS	2600.00	2600.00	2750.00	0.00	-5.45
		RAW	2250.00	2250.00	2425.00	0.00	-7.22
		SAR	1800.00	1750.00	1675.00	2.86	7.46
		SKT	1600.00	1600.00	1210.00	0.00	32.23
		QTA	1360.00	1360.00	1460.00	0.00	-6.85
0113204. RICE IRRI-6 SINDH	40 KG.	KAR	1720.00	1720.00	1960.00	0.00	-12.24
		HYD	1500.00	1500.00	1650.00	0.00	-9.09
		SKR	1280.00	1200.00	1480.00	6.67	-13.51
		LRK	1200.00	1200.00	1265.00	0.00	-5.14
		NWB	1630.00	1630.00	1600.00	0.00	1.88
		PSH	1320.00	1320.00	1600.00	0.00	-17.50
		QTA	1320.00	1320.00	1420.00	0.00	-7.04
004. Sorghum / Jowar							
0114201. JOWAR AVG. QLTY.	40 KG.	LAH	1750.00	1750.00	1800.00	0.00	-2.78
		FAS	1250.00	1250.00	1350.00	0.00	-7.41
		SAR	2325.00	2250.00	2600.00	3.33	-10.58
		GJT	2100.00	2000.00	2600.00	5.00	-19.23
		KAR	1300.00	1260.00	990.00	3.17	31.31
		HYD	1450.00	1550.00	1375.00	-6.45	5.45
		PSH	1450.00	1450.00	1380.00	0.00	5.07
005. Millet / Bajra							
0118201. BAJRA AVG. QLTY.	40 KG.	LAH	1250.00	1075.00	1125.00	16.28	11.11
		FAS	975.00	975.00	1050.00	0.00	-7.14
		SAR	1025.00	1025.00	1175.00	0.00	-12.77
		GJT	1025.00	900.00	1005.00	13.89	1.99
		KAR	1160.00	1080.00	1170.00	7.41	-0.85
		HYD	1100.00	1000.00	1100.00	10.00	0.00
		PSH	1240.00	1132.75	1180.00	9.47	5.08
006. Vegetables							
0121201. CABBAGE AVG. QLTY.	100 KG.	LAH	1250.00	1550.00	1675.00	-19.35	-25.37
		FAS	900.00	1100.00	1100.00	-18.18	-18.18
		RAW	1975.00	1975.00	2750.00	0.00	-28.18
		MUL	1500.00	1500.00	1500.00	0.00	0.00
		SAR	1800.00	2450.00	1350.00	-26.53	33.33
		SKT	3000.00	3000.00	2100.00	0.00	42.86
		KAR	1550.00	950.00	550.00	63.16	181.82
		SKR	2000.00	1200.00	1700.00	66.67	17.65
		PSH	2000.00	2100.00	2100.00	-4.76	-4.76
0121301. CAULIFLOWER AVG. QLTY.	100 KG.	LAH	1900.00	3100.00	1900.00	-38.71	0.00
		FAS	700.00	1400.00	1900.00	-50.00	-63.16
		MUL	1500.00	1900.00	1550.00	-21.05	-3.23
		SKT	3000.00	4000.00	3000.00	-25.00	0.00
		KAR	1550.00	3100.00	1300.00	-50.00	19.23
		SKR	1600.00	1500.00	2800.00	6.67	-42.86
		MPK	2800.00	1700.00	2830.00	64.71	-1.06
		PSH	1300.00	2600.00	2000.00	-50.00	-35.00
		QTA	3300.00	2700.00	3200.00	22.22	3.13

Contd.

7.10 Intercity Wholesale Prices of Selected Commodities

Group/Commodity/Item Specification	Unit	City	Prices (Rs.)			% Change in Apr., 2015 Over	
			Apr., 2015	Mar., 2015	Apr., 2014	Mar., 2015	Apr., 2014
0122201. CUCUMBER (KHEERA) AVG. QLTY.	100 KG.	LAH	1300.00	2750.00	1725.00	-52.73	-24.64
		FAS	1300.00	1850.00	1500.00	-29.73	-13.33
		RAW	1825.00	2350.00	2025.00	-22.34	-9.88
		MUL	1300.00	1800.00	1000.00	-27.78	30.00
		GUJ	1450.00	2800.00	1150.00	-48.21	26.09
		SAR	1350.00	2650.00	1512.50	-49.06	-10.74
		SKT	1500.00	3000.00	2100.00	-50.00	-28.57
		KAR	1450.00	2300.00	1350.00	-36.96	7.41
		HYD	2600.00	3500.00	3500.00	-25.71	-25.71
		SKR	1400.00	2300.00	1600.00	-39.13	-12.50
		PSH	1650.00	2400.00	1700.00	-31.25	-2.94
		BNU	2400.00	3000.00	1550.00	-20.00	54.84
		QTA	5200.00	3200.00	2500.00	62.50	108.00
		0122401. TOMATOES AVG. QLTY.	40 KG.	LAH	1545.00	1430.00	1562.50
FAS	1300.00			1700.00	1100.00	-23.53	18.18
RAW	1575.00			2325.00	2025.00	-32.26	-22.22
MUL	1250.00			1700.00	1100.00	-26.47	13.64
GUJ	1950.00			2100.00	1550.00	-7.14	25.81
SAH	1637.50			2100.00	1700.00	-22.02	-3.68
SAR	1335.00			1650.00	1925.00	-19.09	-30.65
SKT	2000.00			2000.00	1650.00	0.00	21.21
BPR	1920.00			2040.00	1640.00	-5.88	17.07
GJT	1950.00			2100.00	1550.00	-7.14	25.81
KAR	840.00			760.00	520.00	10.53	61.54
HYD	1600.00			1350.00	550.00	18.52	190.91
SKR	750.00			1111.00	933.00	-32.49	-19.61
LRK	1200.00			2400.00	1200.00	-50.00	0.00
MPK	800.00			1040.00	700.00	-23.08	14.29
PSH	1480.00			2160.00	1700.00	-31.48	-12.94
BNU	1200.00			1700.00	1250.00	-29.41	-4.00
MNG	1600.00	2150.00	1500.00	-25.58	6.67		
QTA	880.00	1680.00	1300.00	-47.62	-32.31		
0123201. PEAS (MATAR) AVG. QLTY.	100 KG.	LAH	3850.00	1550.00	4250.00	148.39	-9.41
		FAS	1850.00	1850.00	2750.00	0.00	-32.73
		RAW	4750.00	1750.00	4250.00	171.43	11.76
		GUJ	3600.00	2000.00	4900.00	80.00	-26.53
		SKT	3500.00	2000.00	4000.00	75.00	-12.50
		KAR	3100.00	3500.00	5250.00	-11.43	-40.95
		SKR	4000.00	2400.00	6000.00	66.67	-33.33
		MPK	6000.00	3500.00	5800.00	71.43	3.45
		PSH	6000.00	5200.00	6250.00	15.38	-4.00
		BNU	3600.00	3600.00	5000.00	0.00	-28.00
		QTA	3200.00	4200.00	5500.00	-23.81	-41.82
0124102. CARROT AVG. QLTY.	100 KG.	LAH	3000.00	1825.00	2825.00	64.38	6.19
		FAS	1800.00	1600.00	1700.00	12.50	5.88
		RAW	2150.00	1675.00	2750.00	28.36	-21.82
		MUL	2250.00	1300.00	900.00	73.08	150.00
		GUJ	1650.00	1450.00	2050.00	13.79	-19.51
		SAR	6050.00	2387.50	4930.00	153.40	22.72
		SKT	3000.00	2500.00	2100.00	20.00	42.86
		KAR	1450.00	1100.00	1250.00	31.82	16.00
		SKR	2000.00	1700.00	510.77	17.65	291.57
		MPK	5000.00	1500.00	2000.00	233.33	150.00
		PSH	2500.00	2300.00	3250.00	8.70	-23.08

Contd.

7.10 Intercity Wholesale Prices of Selected Commodities

Group/Commodity/Item Specification	Unit	City	Prices (Rs.)			% Change in Apr., 2015 Over			
			Apr., 2015	Mar., 2015	Apr., 2014	Mar., 2015	Apr., 2014		
0124201. GARLIC	40 KG.	MNG	3050.00	3050.00	2500.00	0.00	22.00		
		QTA	2200.00	1700.00	3000.00	29.41	-26.67		
		LAH	4572.50	5030.00	4425.00	-9.10	3.33		
		FAS	3000.00	3800.00	3400.00	-21.05	-11.76		
		RAW	3650.00	3650.00	4150.00	0.00	-12.05		
		SAR	4100.00	4760.00	3090.00	-13.87	32.69		
		SKT	5600.00	5200.00	4450.00	7.69	25.84		
		GJT	5000.00	4800.00	3150.00	4.17	58.73		
		KAR	4200.00	5000.00	3800.00	-16.00	10.53		
		HYD	4550.00	4800.00	4800.00	-5.21	-5.21		
		SKR	4000.00	4400.00	3800.00	-9.09	5.26		
		PSH	4600.00	4600.00	3200.00	0.00	43.75		
		MNG	5100.00	5100.00	4350.00	0.00	17.24		
		QTA	4600.00	4400.00	5400.00	4.55	-14.81		
0124301. ONIONS DRY AVG. QLTY.	40 KG.	LAH	1520.00	625.00	910.00	143.20	67.03		
		FAS	1100.00	900.00	1100.00	22.22	0.00		
		RAW	1775.00	1125.00	1375.00	57.78	29.09		
		MUL	1150.00	850.00	900.00	35.29	27.78		
		GUJ	1400.00	1000.00	1150.00	40.00	21.74		
		SAH	1462.50	760.00	1640.00	92.43	-10.82		
		SAR	1600.00	1040.00	1315.00	53.85	21.67		
		SKT	1600.00	1200.00	1450.00	33.33	10.34		
		BPR	1800.00	1000.00	1320.00	80.00	36.36		
		GJT	1350.00	950.00	1250.00	42.11	8.00		
		KSR	1650.00	645.00	1175.00	155.81	40.43		
		KAR	840.00	580.00	840.00	44.83	0.00		
		HYD	1000.00	525.00	1200.00	90.48	-16.67		
		SKR	800.00	560.00	799.50	42.86	0.06		
		LRK	1200.00	800.00	1200.00	50.00	0.00		
		MPK	1200.00	500.00	800.00	140.00	50.00		
		NWB	720.00	800.00	800.00	-10.00	-10.00		
		PSH	1600.00	1120.00	1400.00	42.86	14.29		
		BNU	1500.00	1100.00	1250.00	36.36	20.00		
0124903. TINDA AVG. QLTY.	100 KG.	MNG	1225.00	1225.00	1500.00	0.00	-18.33		
		QTA	1030.00	530.00	850.00	94.34	21.18		
		LAH	14400.00	0.00	8250.00	-----	74.55		
		FAS	11250.00	0.00	0.00	-----	-----		
		RAW	2500.00	0.00	3250.00	-----	-23.08		
		MUL	9500.00	0.00	1000.00	-----	850.00		
		SKT	13000.00	0.00	16000.00	-----	-18.75		
		KAR	2500.00	0.00	2300.00	-----	8.70		
		SKR	4000.00	0.00	4000.00	-----	0.00		
		MPK	6000.00	0.00	6800.00	-----	-11.76		
		PSH	2250.00	0.00	1900.00	-----	18.42		
		MNG	3000.00	0.00	1500.00	-----	100.00		
		0124905. BOTTLE GOURD (LOKI)	100 KG.	LAH	2350.00	0.00	2650.00	-----	-11.32
				FAS	3250.00	0.00	2500.00	-----	30.00
RAW	3750.00			0.00	4050.00	-----	-7.41		
KAR	2900.00			0.00	1450.00	-----	100.00		
HYD	3000.00			0.00	3500.00	-----	-14.29		
SKR	3500.00			0.00	2200.00	-----	59.09		
PSH	3000.00			0.00	3750.00	-----	-20.00		
BNU	2600.00			0.00	3000.00	-----	-13.33		

Contd.

7.10 Intercity Wholesale Prices of Selected Commodities

Group/Commodity/Item Specification	Unit	City	Prices (Rs.)			% Change in Apr., 2015 Over	
			Apr., 2015	Mar., 2015	Apr., 2014	Mar., 2015	Apr., 2014
007. Fresh Fruits							
0131201. BANANA AVG. QLTY.	DOZ.	LAH	37.50	37.50	59.00	0.00	-36.44
		FAS	42.50	42.50	47.50	0.00	-10.53
		RAW	78.75	78.75	82.50	0.00	-4.55
		MUL	67.50	67.50	72.50	0.00	-6.90
		GUJ	52.50	47.50	65.00	10.53	-19.23
		SKT	60.00	50.00	70.00	20.00	-14.29
		BPR	47.50	52.50	52.50	-9.52	-9.52
		GJT	52.50	45.50	55.00	15.38	-4.55
		KAR	35.00	35.00	53.00	0.00	-33.96
		HYD	43.50	43.50	45.00	0.00	-3.33
		SKR	40.00	42.50	22.50	-5.88	77.78
		MPK	25.00	25.00	20.00	0.00	25.00
		PSH	55.00	42.50	45.00	29.41	22.22
		MNG	80.00	65.00	70.00	23.08	14.29
0131701. PAPAYA (PAPETA)	40 KG.	LAH	3700.00	3700.00	2250.00	0.00	64.44
		KAR	1900.00	1900.00	1960.00	0.00	-3.06
		HYD	2500.00	2500.00	2000.00	0.00	25.00
		MPK	2400.00	2600.00	2000.00	-7.69	20.00
0132301. MALTA AVG. QLTY.	100	LAH	950.00	850.00	925.00	11.76	2.70
		FAS	975.00	775.00	850.00	25.81	14.71
		RAW	875.00	775.00	875.00	12.90	0.00
		SAR	475.00	475.00	475.00	0.00	0.00
		KAR	1150.00	850.00	700.00	35.29	64.29
		HYD	1200.00	900.00	1400.00	33.33	-14.29
		PSH	683.50	683.50	950.00	0.00	-28.05
		QTA	440.00	340.00	750.00	29.41	-41.33
0132302. KINO AVG. QLTY.	100	LAH	800.00	700.00	1050.00	14.29	-23.81
		FAS	575.00	475.00	650.00	21.05	-11.54
		RAW	575.00	425.00	775.00	35.29	-25.81
		SAR	562.50	437.50	1075.00	28.57	-47.67
		KAR	575.00	425.00	925.00	35.29	-37.84
		HYD	900.00	500.00	1000.00	80.00	-10.00
		PSH	437.50	450.00	750.00	-2.78	-41.67
		QTA	440.00	340.00	750.00	29.41	-41.33
0134401. STRAWBURY	40 KG.	LAH	3600.00	2900.00	4000.00	24.14	-10.00
		RAW	3150.00	7550.00	4450.00	-58.28	-29.21
		KAR	4600.00	5800.00	3800.00	-20.69	21.05
		SKR	2400.00	4800.00	3500.00	-50.00	-31.43
0135101. APPLE AVG. QLTY.	40 KG.	LAH	3450.00	3100.00	3350.00	11.29	2.99
		RAW	2525.00	2525.00	2175.00	0.00	16.09
		MUL	4200.00	4200.00	2350.00	0.00	78.72
		KAR	2900.00	2500.00	2300.00	16.00	26.09
		HYD	2650.00	2250.00	1800.00	17.78	47.22
		SKR	2200.00	2142.00	2000.00	2.71	10.00
		PSH	3200.00	2600.00	3350.00	23.08	-4.48
		MNG	4000.00	4000.00	3200.00	0.00	25.00
		QTA	3800.00	3800.00	3000.00	0.00	26.67
0135102. APPLE SUP. QLTY.	40 KG.	LAH	5650.00	5350.00	5150.00	5.61	9.71
		RAW	5775.00	5550.00	5250.00	4.05	10.00
		GJT	5200.00	4625.00	5400.00	12.43	-3.70
		KAR	4100.00	3900.00	3100.00	5.13	32.26
		PSH	4120.00	3200.00	3600.00	28.75	14.44
		MNG	5100.00	5100.00	4000.00	0.00	27.50
		QTA	4800.00	4800.00	4000.00	0.00	20.00

Contd.

7.10 Intercity Wholesale Prices of Selected Commodities

Group/Commodity/Item Specification	Unit	City	Prices (Rs.)			% Change in Apr., 2015 Over		
			Apr., 2015	Mar., 2015	Apr., 2014	Mar., 2015	Apr., 2014	
0135901. GUAVA AVG. QLTY.	40 KG.	LAH	2625.00	2625.00	2450.00	0.00	7.14	
		RAW	1875.00	2125.00	1775.00	-11.76	5.63	
		MUL	2100.00	2300.00	1700.00	-8.70	23.53	
		KAR	1480.00	1320.00	1640.00	12.12	-9.76	
		HYD	1800.00	1200.00	1600.00	50.00	12.50	
		PSH	2100.00	2100.00	2300.00	0.00	-8.70	
0136101. WATER MELON	40 KG.	QTA	1480.00	1880.00	2800.00	-21.28	-47.14	
		LAH	850.00	1050.00	1475.00	-19.05	-42.37	
		FAS	2500.00	700.00	1250.00	257.14	100.00	
		RAW	1925.00	1375.00	1475.00	40.00	30.51	
		MUL	900.00	750.00	1050.00	20.00	-14.29	
		KSR	775.00	925.00	1025.00	-16.22	-24.39	
		KAR	760.00	1240.00	760.00	-38.71	0.00	
		HYD	800.00	1400.00	825.00	-42.86	-3.03	
		SKR	800.00	1200.00	866.50	-33.33	-7.67	
		PSH	1440.00	1100.00	2300.00	30.91	-37.39	
0136102. MUSK MELON (SARDA/GARMA)	40 KG.	QTA	660.00	760.00	750.00	-13.16	-12.00	
		LAH	1390.00	2100.00	1525.00	-33.81	-8.85	
		RAW	1575.00	2625.00	1525.00	-40.00	3.28	
		SKT	1200.00	1200.00	1700.00	0.00	-29.41	
		KAR	680.00	1900.00	1100.00	-64.21	-38.18	
0136103. SWEET MELON (KHURBOZA)	40 KG.	PSH	1475.00	1640.00	1550.00	-10.06	-4.84	
		LAH	1390.00	1750.00	1550.00	-20.57	-10.32	
		RAW	3050.00	3050.00	1675.00	0.00	82.09	
		KAR	1100.00	2100.00	1560.00	-47.62	-29.49	
008. Dry Fruits	40 KG.	HYD	2400.00	2500.00	1400.00	-4.00	71.43	
		0138101. ALMOND KAGZI(IN SHELL)AVG. QLTY.	LAH	21800.00	21800.00	19000.00	0.00	14.74
			RAW	14250.00	14250.00	10900.00	0.00	30.73
			MUL	26500.00	26500.00	17000.00	0.00	55.88
			KAR	20400.00	20400.00	15300.00	0.00	33.33
			HYD	20000.00	20000.00	13650.00	0.00	46.52
			MPK	24000.00	24000.00	16000.00	0.00	50.00
			PSH	25500.00	26000.00	22000.00	-1.92	15.91
			MNG	26400.00	26400.00	23200.00	0.00	13.79
			QTA	13200.00	13200.00	12600.00	0.00	4.76
			0138401. CHHOARA (DRY DATES) AVG. QLTY.	LAH	3100.00	3100.00	2900.00	0.00
		FAS		2300.00	2300.00	1850.00	0.00	24.32
		RAW		4150.00	4150.00	3775.00	0.00	9.93
		MUL		3500.00	3500.00	3100.00	0.00	12.90
		KAR		4100.00	3900.00	3685.00	5.13	11.26
		HYD		3260.00	3300.00	2850.00	-1.21	14.39
		MPK		2500.00	2000.00	1800.00	25.00	38.89
0138501. PISTACHIO(WITHOUT SHELL)AVG. QLTY	PSH	3400.00	3200.00	2300.00	6.25	47.83		
	BNU	3700.00	3700.00	4000.00	0.00	-7.50		
	LAH	74500.00	74500.00	67000.00	0.00	11.19		
	RAW	74500.00	75250.00	89000.00	-1.00	-16.29		
	MUL	81000.00	81000.00	81000.00	0.00	0.00		
	KAR	82000.00	82000.00	62300.00	0.00	31.62		
	HYD	80000.00	80000.00	84000.00	0.00	-4.76		
	SKR	83500.00	83500.00	78000.00	0.00	7.05		
	PSH	75000.00	75000.00	71000.00	0.00	5.63		
0138901. COCONUT DRY AVG. QLTY.	40 KG.	QTA	58000.00	58000.00	58000.00	0.00	0.00	
		LAH	10250.00	10250.00	5900.00	0.00	73.73	
		MUL	9100.00	9100.00	9000.00	0.00	1.11	

Contd.

7.10 Intercity Wholesale Prices of Selected Commodities

Group/Commodity/Item Specification	Unit	City	Prices (Rs.)			% Change in Apr., 2015 Over	
			Apr., 2015	Mar., 2015	Apr., 2014	Mar., 2015	Apr., 2014
		GJT	9000.00	9000.00	10400.00	0.00	-13.46
		KAR	9800.00	9400.00	9000.00	4.26	8.89
		HYD	10000.00	10000.00	9000.00	0.00	11.11
		SKR	10000.00	9600.00	9200.00	4.17	8.70
		MPK	10000.00	9400.00	8400.00	6.38	19.05
		PSH	9600.00	9600.00	8000.00	0.00	20.00
		MNG	10400.00	10000.00	11000.00	4.00	-5.45
009. Cotton Seeds							
0143101. COTTON SEEDS	40 KG.	FAS	1300.00	975.00	1550.00	33.33	-16.13
		MUL	1100.00	1060.00	1425.00	3.77	-22.81
		SAH	1150.00	985.00	1400.00	16.75	-17.86
		SAR	1325.00	1325.00	975.00	0.00	35.90
		SKT	1470.00	1470.00	1200.00	0.00	22.50
		KSR	1425.00	1425.00	1425.00	0.00	0.00
		KAR	2600.00	2520.00	1920.00	3.17	35.42
		HYD	1000.00	972.00	1150.00	2.88	-13.04
010. Other Oil Seeds							
0144201. MUSTARD SEEDS	40 KG.	FAS	1750.00	1750.00	2175.00	0.00	-19.54
		MUL	2150.00	2150.00	2450.00	0.00	-12.24
		SAH	1950.00	1950.00	2300.00	0.00	-15.22
		BPR	2050.00	2050.00	2425.00	0.00	-15.46
		KSR	2750.00	2750.00	2750.00	0.00	0.00
		KAR	2700.00	2680.00	2465.00	0.75	9.53
		HYD	2000.00	2400.00	2300.00	-16.67	-13.04
		MPK	1950.00	2000.00	2400.00	-2.50	-18.75
		NWB	1500.00	3200.00	2200.00	-53.13	-31.82
		PSH	3200.00	3200.00	2680.00	0.00	19.40
011. Edible Roots / Potatoes							
0151001. POTATOES WHITE AVG. QLTY.	40 KG.	KAR	330.00	420.00	1640.00	-21.43	-79.88
		HYD	425.00	675.00	1725.00	-37.04	-75.36
		SKR	320.00	500.00	950.00	-36.00	-66.32
		MPK	200.00	400.00	1000.00	-50.00	-80.00
		QTA	530.00	640.00	1680.00	-17.19	-68.45
0151002. POTATOES RED AVG. QLTY.	40 KG.	LAH	445.00	685.00	925.00	-35.04	-51.89
		FAS	360.00	560.00	1400.00	-35.71	-74.29
		RAW	662.50	710.00	1925.00	-6.69	-65.58
		MUL	590.00	590.00	1500.00	0.00	-60.67
		GUJ	450.00	550.00	1900.00	-18.18	-76.32
		SAH	735.00	735.00	2100.00	0.00	-65.00
		SAR	680.00	680.00	2160.00	0.00	-68.52
		SKT	600.00	700.00	2000.00	-14.29	-70.00
		BPR	500.00	620.00	1880.00	-19.35	-73.40
		PSH	654.00	720.00	2000.00	-9.17	-67.30
		MNG	720.00	960.00	2200.00	-25.00	-67.27
012. Stimulant & Spice Crops							
0165201. RED CHILLIES DRY(WHOLE)	40 KG.	LAH	9575.00	9575.00	5900.00	0.00	62.29
		FAS	7825.00	7200.00	6000.00	8.68	30.42
		RAW	8750.00	9050.00	6525.00	-3.31	34.10
		MUL	7100.00	7100.00	6100.00	0.00	16.39
		KAR	9400.00	9000.00	7800.00	4.44	20.51
		HYD	7500.00	7500.00	6200.00	0.00	20.97
		MPK	7500.00	7200.00	6000.00	4.17	25.00
		PSH	8600.00	8600.00	6300.00	0.00	36.51
		QTA	10600.00	10600.00	10600.00	0.00	0.00

Contd.

7.10 Intercity Wholesale Prices of Selected Commodities

Group/Commodity/Item Specification	Unit	City	Prices (Rs.)			% Change in Apr., 2015 Over			
			Apr., 2015	Mar., 2015	Apr., 2014	Mar., 2015	Apr., 2014		
0165401. CUMINSEED WHITE 50 G.PKT.NAT.	EACH	LAH	49.50	49.50	46.80	0.00	5.77		
		FAS	48.28	48.28	48.28	0.00	0.00		
		RAW	46.00	46.00	46.00	0.00	0.00		
		MUL	48.67	48.67	48.67	0.00	0.00		
		KAR	50.00	50.00	50.00	0.00	0.00		
		HYD	52.00	52.00	50.00	0.00	4.00		
		MPK	40.45	40.45	40.45	0.00	0.00		
		PSH	51.00	51.00	51.00	0.00	0.00		
		MNG	45.00	45.00	50.00	0.00	-10.00		
		QTA	46.00	46.00	46.00	0.00	0.00		
0165402. CARDAMOM LARGE	40 KG.	LAH	98500.00	98500.00	82000.00	0.00	20.12		
		RAW	90500.00	95500.00	72250.00	-5.24	25.26		
		MUL	119000.00	119000.00	91000.00	0.00	30.77		
		KAR	126000.00	122000.00	85000.00	3.28	48.24		
		HYD	120000.00	120000.00	78250.00	0.00	53.35		
		MPK	110000.00	110000.00	94000.00	0.00	17.02		
		PSH	122000.00	123000.00	77000.00	-0.81	58.44		
		QTA	104000.00	104000.00	82000.00	0.00	26.83		
		0165403. CARDAMOM SMALL	KG.	LAH	1175.00	1175.00	1125.00	0.00	4.44
				RAW	1325.00	1325.00	1775.00	0.00	-25.35
MUL	1250.00			1250.00	1300.00	0.00	-3.85		
KAR	1225.00			1225.00	1225.00	0.00	0.00		
HYD	1400.00			1400.00	1400.00	0.00	0.00		
MPK	1000.00			1000.00	900.00	0.00	11.11		
PSH	1375.00			1375.00	1150.00	0.00	19.57		
QTA	925.00			925.00	2600.00	0.00	-64.42		
0165501. CINNAMON	40 KG.			RAW	9250.00	9250.00	6125.00	0.00	51.02
				MUL	13250.00	13250.00	8300.00	0.00	59.64
		KAR	11000.00	10600.00	9000.00	3.77	22.22		
		PSH	10000.00	10000.00	9250.00	0.00	8.11		
		QTA	5100.00	5100.00	5100.00	0.00	0.00		
0165701. GINGER GREEN	40 KG.	LAH	6625.00	6625.00	7250.00	0.00	-8.62		
		FAS	3900.00	3900.00	6500.00	0.00	-40.00		
		RAW	4950.00	5050.00	9750.00	-1.98	-49.23		
		SAR	5075.00	4720.00	8457.50	7.52	-39.99		
		SKT	6200.00	6200.00	9100.00	0.00	-31.87		
		KAR	4600.00	4300.00	7000.00	6.98	-34.29		
		HYD	5000.00	5550.00	8100.00	-9.91	-38.27		
		SKR	5050.00	4600.00	8900.00	9.78	-43.26		
		PSH	5800.00	5100.00	7500.00	13.73	-22.67		
		MNG	7200.00	7200.00	10600.00	0.00	-32.08		
		QTA	4600.00	4400.00	5400.00	4.55	-14.81		
		013. Pulses							
0170101. KIDNEY BEANS DRY WHOLE (LOBIA)	40 KG.	LAH	5450.00	5450.00	5450.00	0.00	0.00		
		RAW	4725.00	4825.00	4375.00	-2.07	8.00		
		MUL	4100.00	4100.00	4100.00	0.00	0.00		
		KSR	5650.00	5650.00	5900.00	0.00	-4.24		
		KAR	4300.00	4100.00	4100.00	4.88	4.88		
		HYD	3000.00	3000.00	3300.00	0.00	-9.09		
		PSH	3600.00	3350.00	4600.00	7.46	-21.74		
		BNU	4500.00	4500.00	4500.00	0.00	0.00		
		QTA	5000.00	5000.00	3300.00	0.00	51.52		
		0170401. MASOOR WHOLE AVG. QLTY.	100 KG.	LAH	11200.00	11200.00	11250.00	0.00	-0.44
FAS	9250.00			9250.00	8600.00	0.00	7.56		
RAW	11400.00			11250.00	10250.00	1.33	11.22		

Contd.

7.10 Intercity Wholesale Prices of Selected Commodities

Group/Commodity/Item Specification	Unit	City	Prices (Rs.)			% Change in Apr., 2015 Over		
			Apr., 2015	Mar., 2015	Apr., 2014	Mar., 2015	Apr., 2014	
		MUL	10100.00	10100.00	8900.00	0.00	13.48	
		SAR	9750.00	9750.00	9250.00	0.00	5.41	
		SKT	12000.00	12000.00	10000.00	0.00	20.00	
		BPR	11750.00	11750.00	8600.00	0.00	36.63	
		GJT	9750.00	10000.00	8500.00	-2.50	14.71	
		KSR	11150.00	11150.00	11750.00	0.00	-5.11	
		KAR	10250.00	10250.00	9100.00	0.00	12.64	
		HYD	9600.00	9800.00	8775.00	-2.04	9.40	
		SKR	9000.00	9500.00	9000.00	-5.26	0.00	
		LRK	10000.00	10000.00	0.00	0.00	-----	
		MPK	10500.00	10500.00	9000.00	0.00	16.67	
		PSH	11200.00	11200.00	9450.00	0.00	18.52	
		QTA	12600.00	13000.00	12950.00	-3.08	-2.70	
0170402.	MASOOR SPLIT AVG. QLTY.	100 KG.	LAH	11650.00	11650.00	11750.00	0.00	-0.85
			FAS	9700.00	9700.00	9350.00	0.00	3.74
			RAW	13100.00	12900.00	11650.00	1.55	12.45
			MUL	10750.00	10750.00	9500.00	0.00	13.16
			SAR	11300.00	10950.00	11250.00	3.20	0.44
			SKT	9000.00	9000.00	11000.00	0.00	-18.18
			BPR	11750.00	11750.00	10000.00	0.00	17.50
			GJT	12000.00	12000.00	14100.00	0.00	-14.89
			KAR	11250.00	11250.00	9600.00	0.00	17.19
			HYD	10800.00	11000.00	9450.00	-1.82	14.29
			SKR	11000.00	12500.00	11250.00	-12.00	-2.22
			LRK	11900.00	11800.00	10000.00	0.85	19.00
			MPK	12000.00	12000.00	9900.00	0.00	21.21
			PSH	11200.00	11200.00	9450.00	0.00	18.52
			QTA	13200.00	14200.00	12850.00	-7.04	2.72
0170901.	GRAM WHOLE YELLOW AVG. QLTY.	100 KG.	LAH	11750.00	11750.00	5500.00	0.00	113.64
			FAS	5400.00	5400.00	6025.00	0.00	-10.37
			RAW	8750.00	9050.00	8750.00	-3.31	0.00
			MUL	7750.00	8300.00	8600.00	-6.63	-9.88
			SAR	5875.00	5875.00	7950.00	0.00	-26.10
			BPR	9250.00	9250.00	8500.00	0.00	8.82
			GJT	8500.00	8500.00	8500.00	0.00	0.00
			KAR	8500.00	8500.00	8400.00	0.00	1.19
			HYD	9000.00	9000.00	9000.00	0.00	0.00
			SKR	8400.00	9500.00	8000.00	-11.58	5.00
			MPK	8500.00	8400.00	9200.00	1.19	-7.61
			PSH	7125.00	7150.00	8500.00	-0.35	-16.18
			BNU	8200.00	8200.00	9375.00	0.00	-12.53
			QTA	13500.00	13500.00	9500.00	0.00	42.11
0170902.	GRAM SPLIT AVG. QLTY.	100 KG.	LAH	6100.00	6400.00	5650.00	-4.69	7.96
			FAS	5300.00	5300.00	5100.00	0.00	3.92
			RAW	6750.00	7100.00	5750.00	-4.93	17.39
			MUL	5950.00	5950.00	5750.00	0.00	3.48
			GUJ	6500.00	6500.00	5850.00	0.00	11.11
			SAR	5950.00	6000.00	5250.00	-0.83	13.33
			SKT	6200.00	6200.00	5700.00	0.00	8.77
			BPR	6750.00	6750.00	6000.00	0.00	12.50
			GJT	5800.00	5800.00	5700.00	0.00	1.75
			KAR	6300.00	6100.00	6350.00	3.28	-0.79
			HYD	6000.00	6000.00	6100.00	0.00	-1.64
			SKR	7000.00	6000.00	6125.00	16.67	14.29
			MPK	6800.00	6800.00	6000.00	0.00	13.33

Contd.

7.10 Intercity Wholesale Prices of Selected Commodities

Group/Commodity/Item Specification	Unit	City	Prices (Rs.)			% Change in Apr., 2015 Over			
			Apr., 2015	Mar., 2015	Apr., 2014	Mar., 2015	Apr., 2014		
0170903. MASH WHOLE AVG. QLTY.	100 KG.	PSH	6350.00	7250.00	6600.00	-12.41	-3.79		
		BNU	6300.00	6300.00	6100.00	0.00	3.28		
		QTA	8100.00	8600.00	6000.00	-5.81	35.00		
		LAH	14100.00	13575.00	9100.00	3.87	54.95		
		FAS	10500.00	10500.00	9250.00	0.00	13.51		
		RAW	13100.00	13000.00	9750.00	0.77	34.36		
		MUL	12250.00	11900.00	9100.00	2.94	34.62		
0170904. MASH SPLIT AVG. QLTY.	100 KG.	SKT	13000.00	13000.00	10500.00	0.00	23.81		
		KSR	13250.00	13250.00	8850.00	0.00	49.72		
		KAR	12750.00	12250.00	9600.00	4.08	32.81		
		LAH	16750.00	16125.00	11250.00	3.88	48.89		
		FAS	12000.00	12000.00	10675.00	0.00	12.41		
		RAW	14450.00	14250.00	12250.00	1.40	17.96		
		MUL	14250.00	13650.00	10750.00	4.40	32.56		
		SKT	15000.00	15000.00	11000.00	0.00	36.36		
		KSR	15900.00	15900.00	11300.00	0.00	40.71		
		KAR	13750.00	13250.00	10100.00	3.77	36.14		
		HYD	13000.00	12500.00	10075.00	4.00	29.03		
0170905. MOONG WHOLE AVG. QLTY.	100 KG.	SKR	14000.00	13500.00	11500.00	3.70	21.74		
		MPK	13400.00	13400.00	11000.00	0.00	21.82		
		PSH	16900.00	15800.00	11000.00	6.96	53.64		
		MNG	14000.00	12000.00	10800.00	16.67	29.63		
		QTA	19000.00	17600.00	13200.00	7.95	43.94		
		LAH	13275.00	13275.00	12250.00	0.00	8.37		
		FAS	12250.00	12250.00	11500.00	0.00	6.52		
		RAW	13750.00	13750.00	11750.00	0.00	17.02		
		MUL	12750.00	12250.00	12750.00	4.08	0.00		
		SKT	14000.00	14000.00	11000.00	0.00	27.27		
		GJT	13800.00	13800.00	10750.00	0.00	28.37		
		KSR	13900.00	13900.00	12250.00	0.00	13.47		
		KAR	14750.00	14250.00	9900.00	3.51	48.99		
SKR	12000.00	12000.00	13250.00	0.00	-9.43				
0170906. MOONG SPLIT AVG. QLTY.	100 KG.	PSH	13800.00	12750.00	12450.00	8.24	10.84		
		MNG	13400.00	12750.00	9020.00	5.10	48.56		
		QTA	17600.00	18000.00	14400.00	-2.22	22.22		
		LAH	14850.00	14850.00	12750.00	0.00	16.47		
		FAS	13250.00	13250.00	12500.00	0.00	6.00		
		RAW	14250.00	14100.00	13100.00	1.06	8.78		
		MUL	14750.00	14250.00	13900.00	3.51	6.12		
		SKT	14000.00	14000.00	12000.00	0.00	16.67		
		GJT	14500.00	14750.00	13000.00	-1.69	11.54		
		KAR	15750.00	15250.00	12500.00	3.28	26.00		
		HYD	15000.00	15000.00	13450.00	0.00	11.52		
014. Sugar Crops	40 KG.	SKR	15000.00	15000.00	15000.00	0.00	0.00		
		MPK	16600.00	16600.00	14500.00	0.00	14.48		
		PSH	13800.00	12750.00	13750.00	8.24	0.36		
		MNG	14800.00	14000.00	11700.00	5.71	26.50		
		QTA	17200.00	17600.00	14000.00	-2.27	22.86		
		FAS	175.00	175.00	177.50	0.00	-1.41		
		HYD	182.00	182.00	175.00	0.00	4.00		
		PSH	212.00	212.00	180.00	0.00	17.78		
		015. Fibre Crops							
		0192101. COTTON SPOT RATE EX-KAR.	40 KG.	KAR	5772.00	5531.00	7081.00	4.36	-18.49
0192201. JUTE BAGS LOCAL	100	LAH	12250.00	12250.00	12250.00	0.00	0.00		

Contd.

7.10 Intercity Wholesale Prices of Selected Commodities

Group/Commodity/Item Specification	Unit	City	Prices (Rs.)			% Change in Apr., 2015 Over	
			Apr., 2015	Mar., 2015	Apr., 2014	Mar., 2015	Apr., 2014
		FAS	9000.00	9000.00	9000.00	0.00	0.00
		KAR	11750.00	11750.00	9900.00	0.00	18.69
		PSH	9500.00	9500.00	9500.00	0.00	0.00
016. Unmanufactured Tobacco							
0197001. TOBACCO SIND KARO	40 KG.	SAR	5200.00	5200.00	4500.00	0.00	15.56
		SKR	2200.00	2200.00	2200.00	0.00	0.00
		LRK	2500.00	2500.00	1980.00	0.00	26.26
0197002. TOBACCO DESI(MITHA)	40 KG.	LAH	5450.00	5450.00	5050.00	0.00	7.92
		SAR	6600.00	6600.00	6600.00	0.00	0.00
		HYD	5000.00	5000.00	4000.00	0.00	25.00
		QTA	2800.00	2800.00	2545.00	0.00	10.02
0197003. TOBACCO SUFAID PATHA	40 KG.	MUL	7100.00	7100.00	6600.00	0.00	7.58
		SAR	4850.00	4850.00	4500.00	0.00	7.78
		KAR	2780.00	2780.00	2690.00	0.00	3.35
		HYD	4500.00	4500.00	3250.00	0.00	38.46
		QTA	5415.00	5415.00	5415.00	0.00	0.00
0197004. TOBACCO HUKKA TWISTED	40 KG.	LAH	4450.00	4450.00	4300.00	0.00	3.49
		RAW	2475.00	2475.00	2375.00	0.00	4.21
		MUL	4700.00	4700.00	4700.00	0.00	0.00
		KSR	4650.00	4650.00	4200.00	0.00	10.71
		HYD	5000.00	5000.00	4100.00	0.00	21.95
		SKR	3600.00	3600.00	2800.00	0.00	28.57
		QTA	2970.00	2970.00	2970.00	0.00	0.00
0197005. TOBACCO HUKKA PREPARED	40 KG.	LAH	3850.00	3850.00	3300.00	0.00	16.67
		RAW	1375.00	1375.00	1275.00	0.00	7.84
		MUL	1500.00	1500.00	1300.00	0.00	15.38
		KSR	3700.00	3700.00	3200.00	0.00	15.63
		LRK	1500.00	1500.00	1500.00	0.00	0.00
		QTA	1530.00	1530.00	1530.00	0.00	0.00
017. Poultry							
0215101. CHICKEN FARM(LIVE)	1 KG.	LAH	131.00	118.50	147.50	10.55	-11.19
		FAS	131.00	109.00	145.00	20.18	-9.66
		RAW	133.50	125.50	147.50	6.37	-9.49
		MUL	137.50	122.50	149.00	12.24	-7.72
		GUJ	123.00	122.00	151.00	0.82	-18.54
		SKT	132.00	118.00	150.00	11.86	-12.00
		BPR	108.00	108.00	156.50	0.00	-30.99
		KAR	145.00	129.00	189.00	12.40	-23.28
		HYD	146.50	120.00	180.00	22.08	-18.61
		SKR	166.00	126.00	160.00	31.75	3.75
		MPK	138.00	104.00	172.00	32.69	-19.77
		PSH	142.00	140.00	164.00	1.43	-13.41
		MNG	159.00	145.00	190.00	9.66	-16.32
		QTA	175.00	155.00	180.00	12.90	-2.78
018. Raw Milk from Bovine Animals							
0221101. FRESH MILK	40 LTR.	LAH	3000.00	3000.00	2020.00	0.00	48.51
		FAS	2200.00	2200.00	2000.00	0.00	10.00
		RAW	2975.00	2975.00	2650.00	0.00	12.26
		MUL	2450.00	2450.00	2300.00	0.00	6.52
		SAH	2000.00	2000.00	1650.00	0.00	21.21
		SKT	2600.00	2600.00	2200.00	0.00	18.18
		KSR	2225.00	2225.00	2000.00	0.00	11.25
		KAR	3000.00	3000.00	3000.00	0.00	0.00
		HYD	2800.00	2800.00	2800.00	0.00	0.00
		SKR	2800.00	2800.00	2600.00	0.00	7.69

Contd.

7.10 Intercity Wholesale Prices of Selected Commodities

Group/Commodity/Item Specification	Unit	City	Prices (Rs.)			% Change in Apr., 2015 Over	
			Apr., 2015	Mar., 2015	Apr., 2014	Mar., 2015	Apr., 2014
		MPK	2560.00	2560.00	2560.00	0.00	0.00
		PSH	2400.00	2400.00	2200.00	0.00	9.09
		BNU	2600.00	2600.00	2500.00	0.00	4.00
		QTA	2800.00	2800.00	2800.00	0.00	0.00
019. Eggs							
0231001. EGGS FARM CRATE OF 30 DOZ.	EACH	LAH	2160.00	2580.00	2400.00	-16.28	-10.00
		FAS	2280.00	2460.00	2190.00	-7.32	4.11
		RAW	2265.00	2412.50	2175.00	-6.11	4.14
		MUL	2150.00	2500.00	2050.00	-14.00	4.88
		GUJ	2300.00	2550.00	2400.00	-9.80	-4.17
		SKT	2160.00	2600.00	2400.00	-16.92	-10.00
		BPR	2400.00	2400.00	2070.00	0.00	15.94
		KAR	2385.00	2610.00	2190.00	-8.62	8.90
		HYD	2160.00	2820.00	2300.00	-23.40	-6.09
		SKR	2100.00	2550.00	2600.00	-17.65	-19.23
		MPK	2010.00	2640.00	1890.00	-23.86	6.35
		PSH	2350.00	2150.00	2300.00	9.30	2.17
		MNG	2650.00	2500.00	2500.00	6.00	6.00
		QTA	2600.00	2800.00	3000.00	-7.14	-13.33
020. Raw Animal Materials / Wool							
0294201. WOOL PAK. SUPERIOR WHITE	40 KG.	LAH	1575.00	1575.00	775.00	0.00	103.23
		MUL	1900.00	1900.00	2550.00	0.00	-25.49
		KAR	3900.00	3900.00	2820.00	0.00	38.30
		BNU	2500.00	2500.00	2500.00	0.00	0.00
0294202. WOOL PAK. SUPERIOR YELLOW	40 KG.	LAH	1375.00	1375.00	862.50	0.00	59.42
		MUL	1500.00	1500.00	2100.00	0.00	-28.57
		KAR	3900.00	3900.00	2820.00	0.00	38.30
		BNU	2250.00	2250.00	2250.00	0.00	0.00
0294203. WOOL PAK MEDIUM WHITE	40 KG.	LAH	1300.00	1300.00	740.00	0.00	75.68
		MUL	1750.00	1750.00	2100.00	0.00	-16.67
		KAR	3400.00	3400.00	2410.00	0.00	41.08
		BNU	2100.00	2100.00	2100.00	0.00	0.00
0294204. WOOL PAK.MEDIUM YELLOW	40 KG.	LAH	1175.00	1175.00	640.00	0.00	83.59
		MUL	1300.00	1300.00	1850.00	0.00	-29.73
		KAR	3100.00	3100.00	2270.00	0.00	36.56
		BNU	1850.00	1850.00	1850.00	0.00	0.00
0294205. WOOL COLOURED LIGHT	40 KG.	LAH	925.00	925.00	825.00	0.00	12.12
		MUL	1050.00	1050.00	1100.00	0.00	-4.55
		KAR	2500.00	2500.00	1900.00	0.00	31.58
		BNU	1600.00	1600.00	1450.00	0.00	10.34
0294206. WOOL COLOURED DARK	40 KG.	LAH	825.00	825.00	800.00	0.00	3.13
		MUL	850.00	850.00	1100.00	0.00	-22.73
		KAR	2300.00	2300.00	1835.00	0.00	25.34
		BNU	1500.00	1500.00	1450.00	0.00	3.45
021. Hides & Fur Skins, Raw							
0295101. HIDES WET SALTED COW MEDIUM	EACH	LAH	2300.00	2300.00	1975.00	0.00	16.46
		RAW	2550.00	2550.00	1975.00	0.00	29.11
		MUL	2900.00	2900.00	2700.00	0.00	7.41
		SKT	3000.00	3000.00	2950.00	0.00	1.69
		KSR	2250.00	2250.00	1925.00	0.00	16.88
		KAR	4000.00	4000.00	3900.00	0.00	2.56
		HYD	3000.00	3000.00	2000.00	0.00	50.00
		BNU	1700.00	1700.00	1450.00	0.00	17.24
		QTA	3500.00	3500.00	3000.00	0.00	16.67

Contd.

7.10 Intercity Wholesale Prices of Selected Commodities

Group/Commodity/Item Specification	Unit	City	Prices (Rs.)			% Change in Apr., 2015 Over	
			Apr., 2015	Mar., 2015	Apr., 2014	Mar., 2015	Apr., 2014
0295102. HIDES WET SALTED BUFFALO MEDIUM	EACH	LAH	1900.00	1900.00	1675.00	0.00	13.43
		RAW	2550.00	2550.00	1975.00	0.00	29.11
		MUL	3550.00	3050.00	3300.00	16.39	7.58
		SKT	3000.00	3000.00	2950.00	0.00	1.69
		KSR	1800.00	1800.00	1625.00	0.00	10.77
		KAR	2700.00	2700.00	2650.00	0.00	1.89
		HYD	1850.00	1850.00	1850.00	0.00	0.00
		BNU	1900.00	1900.00	1825.00	0.00	4.11
		QTA	2400.00	2400.00	2400.00	0.00	0.00
0295103. HIDES WET SALTED CALF MEDIUM	EACH	LAH	1500.00	1500.00	1225.00	0.00	22.45
		RAW	2150.00	2150.00	1075.00	0.00	100.00
		MUL	1250.00	1250.00	1150.00	0.00	8.70
		SKT	700.00	700.00	500.00	0.00	40.00
		KSR	1400.00	1400.00	975.00	0.00	43.59
		KAR	3900.00	3900.00	1700.00	0.00	129.41
		HYD	2050.00	2050.00	2050.00	0.00	0.00
		BNU	900.00	900.00	750.00	0.00	20.00
		QTA	2300.00	2300.00	2300.00	0.00	0.00
0295301. SHEEP SKIN MEDIUM	100	RAW	29500.00	29500.00	23500.00	0.00	25.53
		MUL	22500.00	29000.00	32500.00	-22.41	-30.77
		KSR	22000.00	22000.00	22000.00	0.00	0.00
		KAR	42500.00	42500.00	48750.00	0.00	-12.82
		HYD	20500.00	20500.00	20500.00	0.00	0.00
		PSH	38000.00	38000.00	35000.00	0.00	8.57
0295302. SHEEP SKIN LARGE	100	QTA	50000.00	50000.00	50000.00	0.00	0.00
		LAH	39000.00	39000.00	39000.00	0.00	0.00
		RAW	35500.00	35500.00	29500.00	0.00	20.34
		MUL	29000.00	34000.00	47500.00	-14.71	-38.95
		KSR	30500.00	30500.00	30500.00	0.00	0.00
		KAR	55500.00	55500.00	63750.00	0.00	-12.94
0295401. GOAT SKIN LARGE	100	HYD	31500.00	31500.00	31500.00	0.00	0.00
		PSH	52000.00	52000.00	52000.00	0.00	0.00
		QTA	55000.00	55000.00	60000.00	0.00	-8.33
		LAH	40000.00	40000.00	31000.00	0.00	29.03
		RAW	34500.00	34500.00	28250.00	0.00	22.12
		KSR	37000.00	37000.00	27500.00	0.00	34.55
0295402. GOAT SKIN EXTRA LARGE	100	KAR	37500.00	37500.00	52750.00	0.00	-28.91
		HYD	36500.00	36500.00	36500.00	0.00	0.00
		PSH	35000.00	35000.00	32000.00	0.00	9.38
		QTA	43500.00	43500.00	46500.00	0.00	-6.45
		LAH	50000.00	50000.00	41000.00	0.00	21.95
		RAW	35500.00	35500.00	29750.00	0.00	19.33
0295403. GOAT SKIN MEDIUM	100	MUL	45500.00	46500.00	57500.00	-2.15	-20.87
		KSR	45000.00	45000.00	39500.00	0.00	13.92
		KAR	49250.00	49250.00	64500.00	0.00	-23.64
		HYD	36750.00	36750.00	36750.00	0.00	0.00
		PSH	36000.00	36000.00	35000.00	0.00	2.86
		QTA	52500.00	52500.00	52500.00	0.00	0.00
0295403. GOAT SKIN MEDIUM	100	LAH	29000.00	29000.00	29000.00	0.00	0.00
		RAW	29750.00	29750.00	24750.00	0.00	20.20
		MUL	23000.00	28000.00	37500.00	-17.86	-38.67
		SKT	35000.00	35000.00	42500.00	0.00	-17.65
		KSR	24500.00	24500.00	24500.00	0.00	0.00
		KAR	24500.00	24500.00	46000.00	0.00	-46.74

Contd.

7.10 Intercity Wholesale Prices of Selected Commodities

Group/Commodity/Item Specification	Unit	City	Prices (Rs.)			% Change in Apr., 2015 Over	
			Apr., 2015	Mar., 2015	Apr., 2014	Mar., 2015	Apr., 2014
		PSH	28000.00	28000.00	25000.00	0.00	12.00
		QTA	37500.00	37500.00	37500.00	0.00	0.00
0295404. GOAT SKIN SMALL	100	LAH	21000.00	21000.00	21000.00	0.00	0.00
		RAW	28750.00	28750.00	23750.00	0.00	21.05
		SKT	15000.00	15000.00	15000.00	0.00	0.00
		KSR	18500.00	18500.00	18500.00	0.00	0.00
		KAR	26500.00	26500.00	33875.00	0.00	-21.77
		PSH	20000.00	20000.00	18000.00	0.00	11.11
		QTA	27000.00	27000.00	27000.00	0.00	0.00
022. Fuel Wood in Logs							
0313001. FIRE WOOD MIXED DRY	40 KG.	LAH	690.00	690.00	590.00	0.00	16.95
		FAS	380.00	380.00	380.00	0.00	0.00
		RAW	650.00	650.00	537.50	0.00	20.93
		MUL	490.00	490.00	450.00	0.00	8.89
		GJT	470.00	470.00	470.00	0.00	0.00
		KAR	520.00	520.00	455.00	0.00	14.29
		HYD	350.00	350.00	350.00	0.00	0.00
		SKR	375.00	375.00	350.00	0.00	7.14
		LRK	400.00	400.00	390.00	0.00	2.56
		PSH	650.00	650.00	610.00	0.00	6.56
		MNG	500.00	500.00	500.00	0.00	0.00
		QTA	465.00	465.00	465.00	0.00	0.00
023. Fish Live Fresh or Chilled							
0411901. FISH RAHU RIVER	40 KG.	LAH	9850.00	10650.00	9100.00	-7.51	8.24
		RAW	6225.00	6475.00	6125.00	-3.86	1.63
		MUL	9000.00	9000.00	9700.00	0.00	-7.22
		HYD	8000.00	8000.00	8000.00	0.00	0.00
		SKR	10500.00	10500.00	8800.00	0.00	19.32
		PSH	7750.00	9000.00	7350.00	-13.89	5.44
0411902. FISH RAHU SEA	40 KG.	KAR	4100.00	4100.00	3100.00	0.00	32.26
0411903. FISH SURMAI (SEA)	40 KG.	KAR	8800.00	8800.00	7600.00	0.00	15.79
2. Ores/Minerals, Elec., Gas & Water							
024. Coal not Agglomerated							
1101001. COAL	MT.	LAH	14250.00	14250.00	14250.00	0.00	0.00
025. Natural Gas Liquified							
1202001. SUI GAS GENERAL INDUSTRIAL USE	MMBTU	KAR	571.23	571.23	571.23	0.00	0.00
1202002. LPG	KG.	LAH	84.76	84.76	102.25	0.00	-17.11
		RAW	102.00	110.00	125.50	-7.27	-18.73
		KAR	80.00	90.00	110.00	-11.11	-27.27
		PSH	110.00	110.00	150.00	0.00	-26.67
		QTA	125.00	145.00	130.00	-13.79	-3.85
1202003. CNG	KG.	KAR	73.93	73.93	70.20	0.00	5.31
026. Salt & Pure Sodium Chloride							
1620001. SALT CRUSHED LAHORI	40 KG.	LAH	195.00	195.00	195.00	0.00	0.00
		RAW	345.00	345.00	305.00	0.00	13.11
		MUL	280.00	280.00	280.00	0.00	0.00
		GJT	240.00	240.00	125.00	0.00	92.00
		KAR	350.00	325.00	325.00	7.69	7.69
		SKR	275.00	275.00	275.00	0.00	0.00
		PSH	200.00	200.00	200.00	0.00	0.00
1620002. SEA SALT	40 KG.	LAH	195.00	195.00	195.00	0.00	0.00
		FAS	400.00	400.00	400.00	0.00	0.00
		KAR	122.50	122.50	122.50	0.00	0.00

Contd.

7.10 Intercity Wholesale Prices of Selected Commodities

Group/Commodity/Item Specification	Unit	City	Prices (Rs.)			% Change in Apr., 2015 Over	
			Apr., 2015	Mar., 2015	Apr., 2014	Mar., 2015	Apr., 2014
		HYD	130.00	130.00	130.00	0.00	0.00
		NWB	300.00	300.00	250.00	0.00	20.00
027. Electrical Energy							
1710011. ELECTRICITY TARRIF B1	KWH.	KAR	14.83	14.83	14.75	0.00	0.54
1710012. ELECTRICITY TARRIF B2	KWH.	KAR	14.85	14.85	14.77	0.00	0.54
1710013. ELECTRICITY TARRIF B3	KWH.	KAR	15.15	15.15	15.15	0.00	0.00
1710014. ELECTRICITY TARRIF B4	KWH.	KAR	14.96	14.96	14.96	0.00	0.00
1710021. ELECTRICITY TARIFF-D1	KWH.	KAR	11.14	11.14	10.66	0.00	4.50
1710022. ELECTRICITY TARIFF-D2	KWH.	KAR	12.79	12.79	11.89	0.00	7.57
3. Food,Beverages,Tobacco,Textiles,Leather							
3a) Food Products, Beverages & Tobacco							
028. Meat of Animals							
2111101. BEEF	40 KG.	LAH	11200.00	11200.00	10700.00	0.00	4.67
		FAS	9300.00	9300.00	8500.00	0.00	9.41
		RAW	8750.00	8550.00	8550.00	2.34	2.34
		MUL	9300.00	9300.00	8800.00	0.00	5.68
		SAR	10200.00	10200.00	10000.00	0.00	2.00
		GJT	10000.00	10000.00	10000.00	0.00	0.00
		KAR	10800.00	10800.00	8300.00	0.00	30.12
		HYD	9550.00	9550.00	9550.00	0.00	0.00
		PSH	10950.00	10950.00	9950.00	0.00	10.05
		MNG	10000.00	10000.00	10000.00	0.00	0.00
		QTA	15000.00	15000.00	11500.00	0.00	30.43
2111601. MUTTON	40 KG.	LAH	25250.00	25250.00	23600.00	0.00	6.99
		FAS	19750.00	19750.00	18000.00	0.00	9.72
		RAW	24900.00	24550.00	23950.00	1.43	3.97
		MUL	20600.00	20600.00	20200.00	0.00	1.98
		KAR	21600.00	21600.00	16800.00	0.00	28.57
		HYD	19600.00	19600.00	19250.00	0.00	1.82
		PSH	22800.00	22800.00	22500.00	0.00	1.33
		MNG	16000.00	16000.00	16000.00	0.00	0.00
		QTA	23200.00	23200.00	21200.00	0.00	9.43
029. Vegetables & Fruit Juice							
2133101. TOMATO KETCHUP 300 GM.	DOZ.	LAH	815.00	815.00	815.00	0.00	0.00
		FAS	892.20	892.20	892.20	0.00	0.00
		RAW	1010.00	1010.00	862.50	0.00	17.10
		MUL	960.00	960.00	876.00	0.00	9.59
		GJT	910.00	910.00	900.00	0.00	1.11
		KAR	780.00	780.00	780.00	0.00	0.00
		HYD	724.00	724.00	724.00	0.00	0.00
		SKR	936.72	936.72	880.00	0.00	6.45
		MPK	772.00	772.00	772.00	0.00	0.00
		PSH	1080.00	1080.00	888.00	0.00	21.62
		MNG	920.00	920.00	816.00	0.00	12.75
		QTA	828.00	828.00	828.00	0.00	0.00
2133901. CHILLES & LIME PKL.IN OIL 340 G.	DOZ.	LAH	1017.00	1017.00	1017.00	0.00	0.00
		RAW	1137.50	1137.50	1137.50	0.00	0.00
		KAR	1092.00	1032.00	960.00	5.81	13.75
		MPK	992.76	992.76	992.76	0.00	0.00
		PSH	1080.00	1080.00	1080.00	0.00	0.00
		QTA	938.00	938.00	938.00	0.00	0.00
030. Dried Fruits & Nuts							
2141101. KISHMISH(RAISIN) AVG. QLTY.	40 KG.	LAH	9000.00	9000.00	9000.00	0.00	0.00
		RAW	8100.00	8100.00	8100.00	0.00	0.00

Contd.

7.10 Intercity Wholesale Prices of Selected Commodities

Group/Commodity/Item Specification	Unit	City	Prices (Rs.)			% Change in Apr., 2015 Over	
			Apr., 2015	Mar., 2015	Apr., 2014	Mar., 2015	Apr., 2014
		MUL	11750.00	11750.00	8100.00	0.00	45.06
		KAR	10200.00	10200.00	9000.00	0.00	13.33
		HYD	9400.00	9400.00	8500.00	0.00	10.59
		MPK	12000.00	11500.00	11500.00	4.35	4.35
		PSH	6000.00	7600.00	7200.00	-21.05	-16.67
		BNU	8650.00	8650.00	8650.00	0.00	0.00
		QTA	5100.00	5100.00	5100.00	0.00	0.00
2141301. GROUND NUT WITH SHELL AVG. QLTY.	40 KG.	LAH	4450.00	4450.00	4750.00	0.00	-6.32
		RAW	3975.00	3975.00	3975.00	0.00	0.00
		MUL	3900.00	3900.00	4100.00	0.00	-4.88
		KAR	6900.00	6900.00	6875.00	0.00	0.36
		HYD	4500.00	4500.00	4500.00	0.00	0.00
		MPK	4300.00	4300.00	3000.00	0.00	43.33
		PSH	5600.00	5600.00	5600.00	0.00	0.00
		QTA	3850.00	3850.00	3850.00	0.00	0.00
031. Fruit Juices							
2142901. ROOHAFZA(SHARBAT)	DOZ.	LAH	1620.00	1512.00	1480.00	7.14	9.46
		FAS	1560.00	1560.00	1500.00	0.00	4.00
		RAW	1610.00	1610.00	1562.50	0.00	3.04
		MUL	1540.00	1540.00	1520.00	0.00	1.32
		GUJ	1700.00	1700.00	1530.00	0.00	11.11
		BPR	1680.00	1680.00	1560.00	0.00	7.69
		GJT	1650.00	1700.00	1520.00	-2.94	8.55
		KAR	1620.00	1560.00	1560.00	3.85	3.85
		HYD	1560.00	1560.00	1560.00	0.00	0.00
		SKR	1620.00	1590.00	1500.00	1.89	8.00
		LRK	1680.00	1550.00	1550.00	8.39	8.39
		PSH	1650.00	1560.00	1520.00	5.77	8.55
		BNU	1570.00	1570.00	1470.00	0.00	6.80
		MNG	1560.00	1560.00	1520.00	0.00	2.63
		QTA	1596.00	1596.00	1596.00	0.00	0.00
2142902. JAM-E-SHREEN	DOZ.	LAH	1766.00	1550.00	1480.00	13.94	19.32
		FAS	1550.00	1550.00	1500.00	0.00	3.33
		RAW	1690.00	1690.00	1610.00	0.00	4.97
		MUL	1545.00	1545.00	1520.00	0.00	1.64
		GUJ	1650.00	1650.00	1500.00	0.00	10.00
		BPR	1600.00	1600.00	1540.00	0.00	3.90
		KAR	1680.00	1560.00	1560.00	7.69	7.69
		HYD	1680.00	1560.00	1560.00	7.69	7.69
		SKR	1620.00	1550.00	1500.00	4.52	8.00
		PSH	1610.00	1560.00	1520.00	3.21	5.92
		BNU	1550.00	1550.00	1470.00	0.00	5.44
		MNG	1560.00	1560.00	1520.00	0.00	2.63
2142903. FRUIT JUICE TETRA PACK	DOZ.	LAH	190.00	190.00	150.00	0.00	26.67
		FAS	157.50	157.50	144.00	0.00	9.38
		RAW	157.50	157.50	137.50	0.00	14.55
		MUL	135.00	135.00	135.00	0.00	0.00
		KAR	136.00	136.00	136.00	0.00	0.00
		HYD	130.00	130.00	130.00	0.00	0.00
		SKR	180.00	180.00	180.00	0.00	0.00
		PSH	129.00	129.00	130.00	0.00	-0.77
		QTA	110.00	110.00	110.00	0.00	0.00
2142904. LEMON/ORANGE SQUASH MITCHELS(730ML)	DOZ.	LAH	1540.00	1540.00	1540.00	0.00	0.00
		FAS	1560.00	1560.00	1560.00	0.00	0.00
		RAW	1710.00	1710.00	1615.00	0.00	5.88

Contd.

7.10 Intercity Wholesale Prices of Selected Commodities

Group/Commodity/Item Specification	Unit	City	Prices (Rs.)			% Change in Apr., 2015 Over	
			Apr., 2015	Mar., 2015	Apr., 2014	Mar., 2015	Apr., 2014
		MUL	1720.00	1612.00	1612.00	6.70	6.70
		KAR	1560.00	1560.00	1400.00	0.00	11.43
		HYD	1620.00	1620.00	1620.00	0.00	0.00
		PSH	1500.00	1500.00	1410.00	0.00	6.38
2142905. MUREEY BREWERY (TOPS)	DOZ.	LAH	495.00	495.00	495.00	0.00	0.00
		RAW	1125.00	1125.00	1055.00	0.00	6.64
		KSR	435.00	435.00	435.00	0.00	0.00
2149201. APL/MNG/ORG/MIX. FRUIT JAM 450 G.	DOZ.	LAH	1455.00	1455.00	1455.00	0.00	0.00
		RAW	1490.00	1490.00	1337.50	0.00	11.40
		KAR	1260.00	1184.00	1184.00	6.42	6.42
		MPK	1183.00	1183.00	1183.00	0.00	0.00
		PSH	1410.00	1520.00	1390.00	-7.24	1.44
		QTA	1320.00	1320.00	1320.00	0.00	0.00
2149202. MANGO/MIXED PICKLE IN OIL 340 G.	DOZ.	LAH	1080.00	1080.00	1080.00	0.00	0.00
		RAW	1137.50	1137.50	1137.50	0.00	0.00
		KAR	1092.00	1032.00	960.00	5.81	13.75
		MPK	992.76	992.76	992.76	0.00	0.00
		PSH	1080.00	1080.00	1080.00	0.00	0.00
		QTA	936.00	936.00	936.00	0.00	0.00
032. Vegetable Oils Refined							
2154101. SOYABEAN COOKING OIL TIN	5 LTR.	LAH	874.00	940.00	940.00	-7.02	-7.02
		FAS	870.00	900.00	960.00	-3.33	-9.38
		RAW	835.00	855.00	982.50	-2.34	-15.01
		MUL	932.00	932.00	1024.00	0.00	-8.98
		KAR	995.00	995.00	985.00	0.00	1.02
		HYD	934.00	934.00	1024.00	0.00	-8.79
		SKR	940.00	940.00	980.00	0.00	-4.08
		MPK	970.00	970.00	970.00	0.00	0.00
		PSH	950.00	1000.00	975.00	-5.00	-2.56
		BNU	1000.00	1000.00	1000.00	0.00	0.00
		QTA	915.00	915.00	915.00	0.00	0.00
2154301. SUN FLOWER COOKING OIL	5 LTR.	LAH	874.00	940.00	940.00	-7.02	-7.02
		FAS	750.00	810.00	900.00	-7.41	-16.67
		RAW	835.00	855.00	982.50	-2.34	-15.01
		MUL	845.00	850.00	1045.00	-0.59	-19.14
		GJT	990.00	990.00	1045.00	0.00	-5.26
		KAR	1007.50	1007.50	985.00	0.00	2.28
		HYD	840.00	840.00	880.00	0.00	-4.55
		SKR	840.00	840.00	880.00	0.00	-4.55
		PSH	980.00	980.00	1050.00	0.00	-6.67
		MNG	880.00	900.00	910.00	-2.22	-3.30
		QTA	900.00	900.00	900.00	0.00	0.00
2154401. MUSTARD & RAPE SEED OIL.	40 KG.	LAH	5550.00	5550.00	5850.00	0.00	-5.13
		RAW	7350.00	7225.00	7275.00	1.73	1.03
		MUL	4425.00	4900.00	5750.00	-9.69	-23.04
		KSR	5525.00	5525.00	5750.00	0.00	-3.91
		KAR	6300.00	6300.00	6500.00	0.00	-3.08
		HYD	4500.00	4800.00	5500.00	-6.25	-18.18
		MPK	4300.00	4000.00	5100.00	7.50	-15.69
		PSH	6750.00	6750.00	7250.00	0.00	-6.90
		BNU	6200.00	6200.00	6200.00	0.00	0.00
		QTA	6000.00	6000.00	6000.00	0.00	0.00
2154801. COTTON SEED OIL	40 KG.	LAH	5625.00	5625.00	5625.00	0.00	0.00
		MUL	3550.00	4050.00	5450.00	-12.35	-34.86
		GUJ	5200.00	5200.00	7000.00	0.00	-25.71

Contd.

7.10 Intercity Wholesale Prices of Selected Commodities

Group/Commodity/Item Specification	Unit	City	Prices (Rs.)			% Change in Apr., 2015 Over	
			Apr., 2015	Mar., 2015	Apr., 2014	Mar., 2015	Apr., 2014
		SAR	3650.00	4650.00	5250.00	-21.51	-30.48
		KAR	6040.00	6040.00	5850.00	0.00	3.25
		HYD	3900.00	4000.00	5150.00	-2.50	-24.27
		SKR	4700.00	4700.00	5200.00	0.00	-9.62
		NWB	6000.00	6000.00	6000.00	0.00	0.00
		PSH	5600.00	5600.00	6100.00	0.00	-8.20
2154901. RAFHAN CORN OIL	2.00 LT	LAH	650.00	650.00	650.00	0.00	0.00
		FAS	700.00	700.00	710.00	0.00	-1.41
		RAW	537.50	537.50	537.50	0.00	0.00
		MUL	703.00	703.00	606.00	0.00	16.01
		KAR	685.00	685.00	547.50	0.00	25.11
		HYD	705.00	705.00	617.01	0.00	14.26
		MPK	630.00	630.00	630.00	0.00	0.00
		PSH	700.00	700.00	670.00	0.00	4.48
		MNG	630.00	630.00	630.00	0.00	0.00
		QTA	730.00	730.00	535.00	0.00	36.45
033. Vegetable Ghee							
2159001. VEGETABLE GHEE(16 KG TIN)	EACH	LAH	2130.00	2340.00	2500.00	-8.97	-14.80
		RAW	2145.00	2155.00	2465.00	-0.46	-12.98
		MUL	2220.00	2400.00	2630.00	-7.50	-15.59
		SKT	2150.00	2150.00	2570.00	0.00	-16.34
		KAR	2150.00	2190.00	2455.00	-1.83	-12.42
		SKR	1900.00	1850.00	2390.00	2.70	-20.50
		MPK	1860.00	1880.00	2280.00	-1.06	-18.42
		PSH	2390.00	2390.00	2650.00	0.00	-9.81
		MNG	2300.00	2370.00	2640.00	-2.95	-12.88
		QTA	2325.00	2400.00	2775.00	-3.13	-16.22
2159002. VEGETABLE GHEE(DALDA/TULO/HABIB/SHA)	05 KG.	LAH	890.00	950.00	995.00	-6.32	-10.55
		FAS	850.00	895.00	965.00	-5.03	-11.92
		RAW	835.00	855.00	992.50	-2.34	-15.87
		MUL	879.00	927.00	976.00	-5.18	-9.94
		SAR	895.00	928.00	980.00	-3.56	-8.67
		GJT	870.00	925.00	970.00	-5.95	-10.31
		KAR	895.00	885.00	982.50	1.13	-8.91
		HYD	864.73	913.04	966.00	-5.29	-10.48
		SKR	790.00	930.00	970.00	-15.05	-18.56
		PSH	910.00	910.00	970.00	0.00	-6.19
		QTA	960.00	928.00	1015.00	3.45	-5.42
034. Oil Cakes							
2171001. COTTON SEED OIL CAKES	40 KG.	LAH	1525.00	1525.00	1350.00	0.00	12.96
		FAS	1300.00	912.50	1600.00	42.47	-18.75
		MUL	1350.00	1170.00	1175.00	15.38	14.89
		SAR	1428.00	1125.00	1287.50	26.93	10.91
		BPR	1400.00	1275.00	1675.00	9.80	-16.42
		HYD	1400.00	1200.00	1100.00	16.67	27.27
		SKR	1200.00	1200.00	1315.50	0.00	-8.78
		MPK	1340.00	1050.00	1340.00	27.62	0.00
		PSH	1257.00	1257.00	1100.00	0.00	14.27
		QTA	925.00	925.00	925.00	0.00	0.00
2171002. MUSTARD & RAPSEED OIL CAKES	40 KG.	LAH	1250.00	1250.00	1250.00	0.00	0.00
		FAS	1200.00	1075.00	1400.00	11.63	-14.29
		MUL	1125.00	1175.00	1430.00	-4.26	-21.33
		SAR	1200.00	1214.00	1571.00	-1.15	-23.62
		BPR	1075.00	925.00	1475.00	16.22	-27.12
		HYD	1325.00	1325.00	1300.00	0.00	1.92

Contd.

7.10 Intercity Wholesale Prices of Selected Commodities

Group/Commodity/Item Specification	Unit	City	Prices (Rs.)			% Change in Apr., 2015 Over	
			Apr., 2015	Mar., 2015	Apr., 2014	Mar., 2015	Apr., 2014
		SKR	1350.00	1350.00	1400.00	0.00	-3.57
		MPK	1150.00	1000.00	1200.00	15.00	-4.17
		PSH	1450.00	1450.00	1200.00	0.00	20.83
		QTA	950.00	950.00	950.00	0.00	0.00
035. Processed Liquid Milk							
2211002. MILK PAK/HALEEB/NESTLE (LITRE)	DOZ.	LAH	1350.00	1350.00	1105.00	0.00	22.17
		FAS	1162.50	1162.50	972.50	0.00	19.54
		RAW	1195.00	1285.00	1075.00	-7.00	11.16
		KAR	1250.00	1250.00	1080.00	0.00	15.74
		HYD	1125.00	1125.00	1125.00	0.00	0.00
		SKR	1140.00	1140.00	1080.00	0.00	5.56
		PSH	1300.00	1300.00	1075.00	0.00	20.93
		MNG	1340.00	1340.00	1080.00	0.00	24.07
036. Milk & Cream in Solid Form							
2221101. POWD.MILK EVERYDAY(NESTLE)1KG.	EACH	LAH	645.00	645.00	620.00	0.00	4.03
		RAW	620.00	620.00	620.00	0.00	0.00
		MUL	648.16	648.16	620.00	0.00	4.54
		KAR	647.50	647.50	620.00	0.00	4.44
		HYD	650.00	650.00	621.00	0.00	4.67
		SKR	620.00	620.00	620.00	0.00	0.00
		PSH	650.00	650.00	620.00	0.00	4.84
		BNU	630.00	630.00	600.00	0.00	5.00
		QTA	680.00	680.00	465.00	0.00	46.24
2221201. POWDERED MILK(SKIMMED)/BAG 25 KG.	EACH	LAH	11750.00	11750.00	9550.00	0.00	23.04
		RAW	11775.00	11775.00	11450.00	0.00	2.84
		MUL	10250.00	10250.00	10600.00	0.00	-3.30
		KAR	14750.00	14750.00	15900.00	0.00	-7.23
		PSH	10000.00	10000.00	14000.00	0.00	-28.57
		QTA	12500.00	12500.00	7000.00	0.00	78.57
2221202. POWDERED MILK NIDO (1 KG. POLY BA	EACH	LAH	700.00	700.00	692.00	0.00	1.16
		RAW	738.00	738.00	690.00	0.00	6.96
		GUJ	738.00	738.00	692.00	0.00	6.65
		KAR	692.50	692.50	620.00	0.00	11.69
		HYD	772.22	772.22	625.00	0.00	23.56
		PSH	670.00	670.00	620.00	0.00	8.06
037. Ice Cream							
2227001. ICE CREAM POLKA/WALLS	DOZ.	LAH	324.00	324.00	324.00	0.00	0.00
		RAW	442.50	442.50	442.50	0.00	0.00
		KAR	264.00	264.00	264.00	0.00	0.00
		HYD	432.00	432.00	378.00	0.00	14.29
		SKR	240.00	240.00	198.00	0.00	21.21
		QTA	384.00	384.00	384.00	0.00	0.00
038. Dairy Products N.E.C							
2229001. MILO(200 GM. PACK) NESTLE	EACH	LAH	198.00	198.00	177.00	0.00	11.86
		FAS	175.00	185.00	175.00	-5.41	0.00
		RAW	172.50	162.50	143.50	6.15	20.21
		MUL	140.00	140.00	140.00	0.00	0.00
		KAR	174.00	174.00	174.00	0.00	0.00
		HYD	195.00	134.50	134.50	44.98	44.98
		MPK	180.00	180.00	180.00	0.00	0.00
		PSH	155.00	155.00	155.00	0.00	0.00
		MNG	175.00	182.00	182.00	-3.85	-3.85
		QTA	150.00	150.00	150.00	0.00	0.00
2229002. LACTOGEN(SOFT PACK 400 GM)	EACH	LAH	385.00	385.00	355.00	0.00	8.45
		FAS	405.00	405.00	395.00	0.00	2.53

Contd.

7.10 Intercity Wholesale Prices of Selected Commodities

Group/Commodity/Item Specification	Unit	City	Prices (Rs.)			% Change in Apr., 2015 Over	
			Apr., 2015	Mar., 2015	Apr., 2014	Mar., 2015	Apr., 2014
		RAW	405.00	405.00	395.00	0.00	2.53
		MUL	402.79	402.79	347.00	0.00	16.08
		KAR	400.00	394.00	348.00	1.52	14.94
		HYD	405.00	405.00	394.00	0.00	2.79
		MPK	400.00	400.00	350.00	0.00	14.29
		PSH	399.00	399.00	370.00	0.00	7.84
		QTA	395.00	395.00	395.00	0.00	0.00
039. Wheat Flour							
2311001. WHEAT FLOUR SUP. QLTY.	80 KG.	LAH	3150.00	3150.00	3714.00	0.00	-15.19
		FAS	2975.00	2975.00	3375.00	0.00	-11.85
		RAW	3637.50	3662.50	3825.00	-0.68	-4.90
		MUL	3000.00	3000.00	3390.00	0.00	-11.50
		GUJ	3000.00	3080.00	3225.00	-2.60	-6.98
		SAR	3040.00	3050.00	3600.00	-0.33	-15.56
		SKT	3775.00	3775.00	3600.00	0.00	4.86
		GJT	3000.00	3050.00	3600.00	-1.64	-16.67
		KAR	3020.00	2980.00	3180.00	1.34	-5.03
		HYD	3427.53	3505.00	3625.00	-2.21	-5.45
		SKR	2840.00	2965.00	3690.00	-4.22	-23.04
		LRK	3200.00	3200.00	3200.00	0.00	0.00
		PSH	3340.00	3400.00	3450.00	-1.76	-3.19
		QTA	3200.00	3200.00	3520.00	0.00	-9.09
2311002. WHEAT FLOUR AVG. QLTY	80 KG.	LAH	3025.00	3025.00	3140.00	0.00	-3.66
		FAS	2725.00	2725.00	3110.00	0.00	-12.38
		RAW	2937.50	2962.50	3287.50	-0.84	-10.65
		MUL	2880.00	2880.00	3130.00	0.00	-7.99
		SAH	2880.00	2880.00	2800.00	0.00	2.86
		SAR	2800.00	2840.00	3140.00	-1.41	-10.83
		BPR	2992.00	2992.00	3100.00	0.00	-3.48
		GJT	2920.00	2940.00	3300.00	-0.68	-11.52
		KAR	2760.00	2780.00	2980.00	-0.72	-7.38
		HYD	3000.00	3200.00	3200.00	-6.25	-6.25
		SKR	2830.00	2955.00	3220.00	-4.23	-12.11
		LRK	2960.00	3040.00	2880.00	-2.63	2.78
		MPK	2600.00	2900.00	2900.00	-10.34	-10.34
		PSH	3100.00	3100.00	3500.00	0.00	-11.43
		MNG	3080.00	3080.00	3400.00	0.00	-9.41
		QTA	2950.00	2950.00	3340.00	0.00	-11.68
2311003. WHEAT FLOUR/BAG OF 10 KG.	EACH	LAH	378.00	378.00	392.00	0.00	-3.57
		FAS	365.00	365.00	402.50	0.00	-9.32
		RAW	373.50	375.00	395.00	-0.40	-5.44
		MUL	360.00	360.00	385.00	0.00	-6.49
		GUJ	365.00	370.00	392.50	-1.35	-7.01
		SKT	380.00	380.00	395.00	0.00	-3.80
		BPR	394.00	394.00	387.50	0.00	1.68
		GJT	365.00	370.00	385.00	-1.35	-5.19
		KAR	392.50	402.50	419.00	-2.48	-6.32
		HYD	405.00	405.00	400.00	0.00	1.25
		SKR	357.50	362.50	430.00	-1.38	-16.86
		LRK	365.00	380.00	400.00	-3.95	-8.75
		MPK	350.00	370.00	380.00	-5.41	-7.89
		NWB	370.00	420.00	400.00	-11.90	-7.50
		PSH	372.50	375.00	430.00	-0.67	-13.37
		QTA	370.00	370.00	430.00	0.00	-13.95

Contd.

7.10 Intercity Wholesale Prices of Selected Commodities

Group/Commodity/Item Specification	Unit	City	Prices (Rs.)			% Change in Apr., 2015 Over			
			Apr., 2015	Mar., 2015	Apr., 2014	Mar., 2015	Apr., 2014		
2311004. MAIDA AVG. QLTY.	80 KG.	LAH	3365.00	3365.00	3700.00	0.00	-9.05		
		FAS	3525.00	3500.00	3750.00	0.71	-6.00		
		RAW	3725.00	3687.50	3875.00	1.02	-3.87		
		MUL	3150.00	3150.00	3700.00	0.00	-14.86		
		SAR	3200.00	3200.00	3760.00	0.00	-14.89		
		BPR	3550.00	3550.00	3870.00	0.00	-8.27		
		GJT	3200.00	3400.00	3640.00	-5.88	-12.09		
		KAR	3240.00	3380.00	3380.00	-4.14	-4.14		
		HYD	3405.00	3605.00	3625.00	-5.55	-6.07		
		SKR	3300.00	3300.00	3600.00	0.00	-8.33		
		MPK	3400.00	3520.00	3800.00	-3.41	-10.53		
		PSH	3425.00	3500.00	3800.00	-2.14	-9.87		
		MNG	3580.00	3580.00	3950.00	0.00	-9.37		
		QTA	5200.00	5200.00	5400.00	0.00	-3.70		
		2311005. SUJI	85 KG.	LAH	3960.00	3960.00	3987.50	0.00	-0.69
				FAS	3650.00	3650.00	3900.00	0.00	-6.41
				RAW	3737.50	3762.50	3962.50	-0.66	-5.68
MUL	3450.00			3450.00	3775.00	0.00	-8.61		
SAH	3500.00			3500.00	4000.00	0.00	-12.50		
BPR	3550.00			3550.00	4080.00	0.00	-12.99		
GJT	3825.00			3825.00	3876.00	0.00	-1.32		
KAR	3442.50			3676.50	3380.00	-6.36	1.85		
HYD	3570.00			3750.00	3750.00	-4.80	-4.80		
SKR	3700.00			3700.00	3867.50	0.00	-4.33		
MPK	3550.00			4880.00	4080.00	-27.25	-12.99		
PSH	3550.00			3600.00	3820.00	-1.39	-7.07		
QTA	4600.00			4600.00	5200.00	0.00	-11.54		
2311006. CERELAC WHEAT(400 GM.)	EACH			LAH	260.00	260.00	197.33	0.00	31.76
		FAS	255.00	255.00	240.00	0.00	6.25		
		RAW	289.00	289.00	251.43	0.00	14.94		
		MUL	252.79	252.79	206.75	0.00	22.27		
		KAR	198.00	198.00	198.00	0.00	0.00		
		HYD	260.00	260.00	220.00	0.00	18.18		
		MPK	245.00	245.00	210.00	0.00	16.67		
		PSH	243.00	243.00	206.00	0.00	17.96		
		MNG	243.00	243.00	240.00	0.00	1.25		
		QTA	245.00	245.00	180.00	0.00	36.11		
040. Other Cereal Flour									
2312001. BESAN	85 KG.	LAH	5915.00	5940.00	5255.00	-0.42	12.56		
		FAS	5400.00	5200.00	4890.00	3.85	10.43		
		RAW	5590.00	5762.50	5650.00	-2.99	-1.06		
		MUL	5450.00	5450.00	4975.00	0.00	9.55		
		GUJ	5700.00	5700.00	5400.00	0.00	5.56		
		SAR	5695.00	5525.00	5100.00	3.08	11.67		
		SKT	5500.00	5500.00	5250.00	0.00	4.76		
		GJT	5700.00	5700.00	4857.00	0.00	17.36		
		KSR	5650.00	5825.00	5300.00	-3.00	6.60		
		KAR	6205.00	6205.00	6035.00	0.00	2.82		
		HYD	5200.00	5150.00	5250.00	0.97	-0.95		
		SKR	5525.00	5750.00	5418.50	-3.91	1.97		
		MPK	6000.00	5525.00	5950.00	8.60	0.84		
PSH	5700.00	5800.00	5540.00	-1.72	2.89				
QTA	7340.00	6340.00	7850.00	15.77	-6.50				

Contd.

7.10 Intercity Wholesale Prices of Selected Commodities

Group/Commodity/Item Specification	Unit	City	Prices (Rs.)			% Change in Apr., 2015 Over	
			Apr., 2015	Mar., 2015	Apr., 2014	Mar., 2015	Apr., 2014
041. Sugar Refined							
2352001. SUGAR REFINED(BAG)	50 KG.	LAH	2810.00	2620.00	2560.00	7.25	9.77
		FAS	2780.00	2570.00	2510.00	8.17	10.76
		RAW	2855.00	2537.50	2490.00	12.51	14.66
		MUL	2750.00	2510.00	2455.00	9.56	12.02
		GUJ	2775.00	2570.00	2530.00	7.98	9.68
		SKT	2760.00	2570.00	2550.00	7.39	8.24
		GJT	2800.00	2590.00	2530.00	8.11	10.67
		KAR	2745.00	2470.00	2575.00	11.13	6.60
		HYD	2670.00	2500.00	2430.00	6.80	9.88
		MPK	2690.00	2450.00	2450.00	9.80	9.80
		PSH	2790.00	2560.00	2500.00	8.98	11.60
		MNG	2665.00	2600.00	2560.00	2.50	4.10
		QTA	2760.00	2550.00	2530.00	8.24	9.09
2352002. GUR AVG. QLTY.	40 KG.	LAH	2912.50	2912.50	2550.00	0.00	14.22
		MUL	2300.00	2300.00	2050.00	0.00	12.20
		SAR	2450.00	2425.00	2300.00	1.03	6.52
		SKT	2900.00	2900.00	2650.00	0.00	9.43
		KSR	2875.00	2875.00	2425.00	0.00	18.56
		KAR	2620.00	2280.00	2100.00	14.91	24.76
		HYD	2500.00	2500.00	2300.00	0.00	8.70
		SKR	2600.00	2200.00	2000.00	18.18	30.00
		PSH	2640.00	2737.50	2835.00	-3.56	-6.88
		MNG	3000.00	2960.00	3000.00	1.35	0.00
		QTA	3000.00	3000.00	3400.00	0.00	-11.76
042. Chocolate							
2366001. CHOCLATE CANDY (NOW)	DOZ.	LAH	52.00	52.00	52.00	0.00	0.00
		RAW	54.50	54.50	54.50	0.00	0.00
		BPR	55.00	55.00	55.00	0.00	0.00
		KSR	52.00	52.00	52.00	0.00	0.00
		KAR	52.00	52.00	52.00	0.00	0.00
		PSH	51.00	51.00	51.00	0.00	0.00
		QTA	54.00	54.00	54.00	0.00	0.00
043. Sugar Confectionary							
2367001. TOFFEE (HILAL)	DOZ.	LAH	10.00	10.00	10.00	0.00	0.00
		RAW	10.00	10.00	10.00	0.00	0.00
		GUJ	10.00	10.00	10.00	0.00	0.00
		SKT	10.00	10.00	10.00	0.00	0.00
		BPR	10.97	10.97	10.97	0.00	0.00
		KSR	10.00	10.00	10.00	0.00	0.00
		KAR	10.00	10.00	10.00	0.00	0.00
		HYD	10.00	10.00	10.00	0.00	0.00
		LRK	10.50	10.50	10.50	0.00	0.00
		PSH	12.00	12.00	12.00	0.00	0.00
		QTA	10.00	10.00	10.00	0.00	0.00
044. Coffee & Tea							
2391301. TEA LIPTON YELLOW LABEL 200 G.PKT	06 PKT.	LAH	847.00	788.00	700.50	7.49	20.91
		FAS	826.31	831.65	694.73	-0.64	18.94
		RAW	812.50	767.50	832.50	5.86	-2.40
		MUL	804.00	753.36	708.42	6.72	13.49
		SKT	871.00	792.00	758.00	9.97	14.91
		KAR	896.82	757.89	852.63	18.33	5.18
		HYD	858.18	753.36	799.02	13.91	7.40
		SKR	783.15	708.88	708.88	10.48	10.48
		PSH	756.00	756.00	830.00	0.00	-8.92

Contd.

7.10 Intercity Wholesale Prices of Selected Commodities

Group/Commodity/Item Specification	Unit	City	Prices (Rs.)			% Change in Apr., 2015 Over			
			Apr., 2015	Mar., 2015	Apr., 2014	Mar., 2015	Apr., 2014		
2391302. TEA SUPREME 200 G. PKT.	06 PKT.	MNG	673.50	673.50	960.00	0.00	-29.84		
		QTA	786.00	720.00	810.00	9.17	-2.96		
		LAH	740.00	698.00	682.74	6.02	8.39		
		FAS	721.05	726.31	589.47	-0.72	22.32		
		RAW	722.50	682.50	692.50	5.86	4.33		
		MUL	702.00	667.74	600.76	5.13	16.85		
		SKT	707.00	707.00	720.00	0.00	-1.81		
		KAR	720.00	713.68	694.74	0.89	3.64		
		HYD	757.11	627.78	656.34	20.60	15.35		
		SKR	744.90	600.75	600.75	24.00	24.00		
		PSH	666.00	666.00	815.00	0.00	-18.28		
		MNG	570.78	570.78	878.94	0.00	-35.06		
		2391303. TEA LOOSE	KG.	QTA	637.90	637.90	697.00	0.00	-8.48
LAH	432.50			432.50	422.50	0.00	2.37		
FAS	515.00			515.00	515.00	0.00	0.00		
RAW	495.00			477.50	485.00	3.66	2.06		
MUL	475.00			475.00	475.00	0.00	0.00		
SKT	500.00			500.00	350.00	0.00	42.86		
GJT	480.00			480.00	460.00	0.00	4.35		
KAR	490.00			470.00	450.00	4.26	8.89		
HYD	475.00			475.00	470.00	0.00	1.06		
SKR	465.00			465.00	465.00	0.00	0.00		
MPK	275.00			275.00	290.00	0.00	-5.17		
PSH	450.00			450.00	520.00	0.00	-13.46		
MNG	480.00			500.00	465.00	-4.00	3.23		
2391304. TEA TAPAL MIXTURE (200 G) PKT.	06 PKT	QTA	410.00	410.00	410.00	0.00	0.00		
		LAH	734.00	734.00	642.00	0.00	14.33		
		FAS	752.63	726.31	610.52	3.62	23.28		
		RAW	732.50	697.50	705.00	5.02	3.90		
		MUL	621.60	621.60	618.95	0.00	0.43		
		KAR	789.47	745.26	757.89	5.93	4.17		
		HYD	713.40	713.40	708.00	0.00	0.76		
		PSH	702.00	702.00	734.00	0.00	-4.36		
		MNG	690.00	690.00	730.00	0.00	-5.48		
		QTA	821.00	644.00	860.00	27.48	-4.53		
		045. Spices							
		2392101. BLACK PEPPER 50 G.PKT.(NATIONAL)	EACH	LAH	90.24	90.24	88.90	0.00	1.51
				RAW	88.00	88.00	88.00	0.00	0.00
MUL	86.89			86.89	86.89	0.00	0.00		
SKT	86.89			86.89	67.00	0.00	29.69		
KAR	92.00			92.00	92.00	0.00	0.00		
HYD	96.00			96.00	75.00	0.00	28.00		
MPK	69.25			69.25	69.25	0.00	0.00		
PSH	87.00			87.00	87.00	0.00	0.00		
MNG	90.00			90.00	65.00	0.00	38.46		
QTA	86.00			86.00	69.00	0.00	24.64		
2392201. RED CHILLIES(200 G PKT.NATIONAL)	EACH			LAH	95.00	95.00	95.00	0.00	0.00
				FAS	96.32	96.32	96.32	0.00	0.00
				RAW	96.50	96.50	96.50	0.00	0.00
		MUL	95.52	95.52	95.52	0.00	0.00		
		SKT	95.52	95.52	115.00	0.00	-16.94		
		KAR	100.00	100.00	100.00	0.00	0.00		
		HYD	105.00	105.00	105.00	0.00	0.00		
		MPK	96.50	96.50	96.50	0.00	0.00		
		PSH	96.00	96.00	96.00	0.00	0.00		

Contd.

7.10 Intercity Wholesale Prices of Selected Commodities

Group/Commodity/Item Specification	Unit	City	Prices (Rs.)			% Change in Apr., 2015 Over	
			Apr., 2015	Mar., 2015	Apr., 2014	Mar., 2015	Apr., 2014
2392402. CORRIANDER PWD.200 G. PKT.NAT.	EACH	MNG	105.00	105.00	105.00	0.00	0.00
		QTA	92.00	92.00	92.00	0.00	0.00
		LAH	87.96	96.32	70.93	-8.68	24.01
		FAS	88.78	70.78	70.78	25.43	25.43
		RAW	91.50	91.50	77.50	0.00	18.06
		MUL	96.32	96.32	67.02	0.00	43.72
		SKT	70.78	70.78	70.00	0.00	1.11
		KAR	84.00	84.00	84.00	0.00	0.00
		HYD	77.00	77.00	77.00	0.00	0.00
		MPK	68.41	68.41	68.41	0.00	0.00
		PSH	70.00	70.00	70.00	0.00	0.00
		MNG	70.00	70.00	70.00	0.00	0.00
		QTA	81.60	81.60	81.60	0.00	0.00
2392601. CLOVES	40 KG.	LAH	50500.00	50500.00	55500.00	0.00	-9.01
		RAW	46750.00	46750.00	44250.00	0.00	5.65
		MUL	51000.00	51000.00	59000.00	0.00	-13.56
		KAR	59000.00	61000.00	59000.00	-3.28	0.00
		HYD	55500.00	55500.00	54500.00	0.00	1.83
		MPK	49000.00	50000.00	54000.00	-2.00	-9.26
		PSH	60000.00	52000.00	48500.00	15.38	23.71
		QTA	51000.00	51000.00	51000.00	0.00	0.00
		046. Other Food Products					
2399401. VINEGAR SYNTHETIC (SIRKA)	DOZ.	LAH	720.00	720.00	660.00	0.00	9.09
		RAW	875.00	875.00	835.00	0.00	4.79
		KAR	545.00	545.00	430.00	0.00	26.74
		PSH	560.00	560.00	560.00	0.00	0.00
		QTA	900.00	900.00	786.00	0.00	14.50
2399901. TURMERIC POWDER(50 G.PKT.NATIONAL)	EACH	LAH	31.50	31.50	31.50	0.00	0.00
		FAS	31.96	31.96	31.96	0.00	0.00
		RAW	30.00	30.00	30.00	0.00	0.00
		MUL	31.69	31.69	31.69	0.00	0.00
		SKT	32.00	32.00	35.00	0.00	-8.57
		KAR	34.00	34.00	52.00	0.00	-34.62
		HYD	35.00	35.00	39.00	0.00	-10.26
		SKR	31.69	31.69	31.69	0.00	0.00
		MPK	32.00	32.00	32.00	0.00	0.00
		PSH	31.20	31.20	31.20	0.00	0.00
		MNG	32.50	32.50	30.00	0.00	8.33
		QTA	33.00	33.00	36.00	0.00	-8.33
		047. Mineral Water					
2441001. MINERAL WATER NESTLE(1.5 LTR)	DOZ.	LAH	480.00	480.00	480.00	0.00	0.00
		FAS	440.00	440.00	440.00	0.00	0.00
		RAW	502.00	502.00	467.50	0.00	7.38
		MUL	504.00	504.00	460.00	0.00	9.57
		GUJ	450.00	450.00	450.00	0.00	0.00
		SKT	419.00	419.00	419.00	0.00	0.00
		KAR	456.00	456.00	456.00	0.00	0.00
		HYD	470.00	470.00	470.00	0.00	0.00
		SKR	480.00	480.00	450.00	0.00	6.67
		MPK	418.00	418.00	418.00	0.00	0.00
		PSH	443.00	443.00	443.00	0.00	0.00
		QTA	528.00	528.00	528.00	0.00	0.00
		048. Beverages					
2449001. COCA COLA(CRATE OF 24 BOTTLES)	EACH	LAH	442.00	442.00	442.00	0.00	0.00
		FAS	445.00	445.00	445.00	0.00	0.00

Contd.

7.10 Intercity Wholesale Prices of Selected Commodities

Group/Commodity/Item Specification	Unit	City	Prices (Rs.)			% Change in Apr., 2015 Over		
			Apr., 2015	Mar., 2015	Apr., 2014	Mar., 2015	Apr., 2014	
		RAW	382.50	382.50	382.50	0.00	0.00	
		MUL	403.00	403.00	403.00	0.00	0.00	
		SKT	444.00	444.00	323.00	0.00	37.46	
		GJT	444.00	444.00	396.00	0.00	12.12	
		KAR	444.00	444.00	425.00	0.00	4.47	
		HYD	444.00	444.00	444.00	0.00	0.00	
		SKR	432.00	432.00	325.00	0.00	32.92	
		MPK	390.00	390.00	390.00	0.00	0.00	
		PSH	445.00	445.00	397.00	0.00	12.09	
		BNU	475.00	475.00	475.00	0.00	0.00	
		MNG	430.00	430.00	395.00	0.00	8.86	
		QTA	480.00	480.00	360.00	0.00	33.33	
2449002.	SEVEN UP (CRATE OF 24 BOTTLES)	EACH	LAH	442.00	442.00	442.00	0.00	0.00
			FAS	445.00	445.00	445.00	0.00	0.00
		RAW	382.50	382.50	382.50	0.00	0.00	
		MUL	403.00	403.00	354.00	0.00	13.84	
		SKT	444.00	444.00	323.00	0.00	37.46	
		GJT	444.00	444.00	396.00	0.00	12.12	
		KAR	444.00	444.00	425.00	0.00	4.47	
		HYD	444.00	444.00	444.00	0.00	0.00	
		SKR	432.00	432.00	352.00	0.00	22.73	
		MPK	390.00	390.00	390.00	0.00	0.00	
		PSH	445.00	445.00	397.00	0.00	12.09	
		BNU	475.00	475.00	475.00	0.00	0.00	
		MNG	420.00	420.00	395.00	0.00	6.33	
		QTA	480.00	480.00	360.00	0.00	33.33	
2449003.	MAKKA COLA (CRATE OF 24 BOTTLES)	EACH	MUL	280.00	280.00	280.00	0.00	0.00
			GUJ	280.00	280.00	280.00	0.00	0.00
			SKT	270.00	270.00	270.00	0.00	0.00
			PSH	410.00	410.00	410.00	0.00	0.00
			BNU	322.00	322.00	322.00	0.00	0.00
			MNG	322.00	322.00	322.00	0.00	0.00
2449004.	PEPSI COLA (CRATE OF 24 BOTTLES)	EACH	LAH	442.00	442.00	442.00	0.00	0.00
			FAS	445.00	445.00	445.00	0.00	0.00
		RAW	382.50	382.50	382.50	0.00	0.00	
		MUL	403.00	403.00	403.00	0.00	0.00	
		SKT	444.00	444.00	394.00	0.00	12.69	
		GJT	444.00	444.00	394.00	0.00	12.69	
		KAR	444.00	444.00	425.00	0.00	4.47	
		HYD	444.00	444.00	384.00	0.00	15.63	
		SKR	432.00	432.00	325.00	0.00	32.92	
		PSH	445.00	445.00	397.00	0.00	12.09	
		BNU	475.00	475.00	475.00	0.00	0.00	
		MNG	420.00	420.00	395.00	0.00	6.33	
		QTA	408.00	408.00	408.00	0.00	0.00	
049. Tobacco Products								
2502001.	CIGARETTES K-2 10'S (FILTER)	1000	KAR	2125.00	2125.00	1790.00	0.00	18.72
2502002.	CIGARETTES MELBOURNE	1000	KAR	2300.00	2300.00	1892.45	0.00	21.54
2502003.	CIGARETTES CAPSTAN LSFT 10 SS	1000	KAR	2300.00	2300.00	1892.45	0.00	21.54
2502004.	CIGARETTES GOLD LEAF (KSFT) 20	1000	KAR	4750.00	4750.00	4184.95	0.00	13.50
3b) Textiles & Apparels								
050. Cotton Yarn								
2636001.	COTTON YARN 10/1 POPULAR FIBER	10 LB.	KAR	700.00	700.00	950.00	0.00	-26.32
2636002.	COTTON YARN 16/1 MGM	10 LB.	KAR	962.00	970.00	1175.00	-0.82	-18.13
2636003.	COTTON YARN 21/1 SURIYA TEXTILE	10 LB.	KAR	1080.00	1080.00	1232.00	0.00	-12.34

Contd.

7.10 Intercity Wholesale Prices of Selected Commodities

Group/Commodity/Item Specification	Unit	City	Prices (Rs.)			% Change in Apr., 2015 Over	
			Apr., 2015	Mar., 2015	Apr., 2014	Mar., 2015	Apr., 2014
2636004. COTTON YARN 42/1 ABDULLAH TEXTILE	10 LB.	KAR	1600.00	1600.00	1600.00	0.00	0.00
2636005. COTTON YARN 20/2 BAJWA	10 LB.	KAR	1120.00	1120.00	1310.00	0.00	-14.50
051. Nylon Yarn							
2643001. NYLON YARN RUPALI(PAK)50/72/00	LB.	KAR	95.00	95.00	108.50	0.00	-12.44
2643002. NYLON YARN GRATON 50/36/00FLAT	LB.	KAR	77.00	77.00	90.88	0.00	-15.27
2643003. NYLON YARN GRATON 75/48/0 DTY	LB.	KAR	103.00	103.00	108.75	0.00	-5.29
052. Blended Yarn							
2645001. BLND.YARN 30/1 A.A TEX.Z.TW PVC	LB.	KAR	130.00	129.75	138.00	0.19	-5.80
2645002. BLND.YARN 40/1 SANA	LB.	KAR	151.00	151.00	153.50	0.00	-1.63
2645003. BLND.YARN 60/1 PP AGAR	LB.	KAR	124.00	124.00	124.00	0.00	0.00
2645004. BLND.YARN 30/1 A.A TEX.COMBED	LB.	KAR	117.00	116.75	142.50	0.21	-17.89
2645005. BLND.YARN 40/1 A.A. TEXTILE	LB.	KAR	143.00	143.00	143.00	0.00	0.00
053. Woven Fabrics							
2654001. LIGHT WEIGHT WORSTED (L.PUR)	MTR.	LAH	925.00	925.00	555.00	0.00	66.67
		RAW	1037.50	1037.50	1037.50	0.00	0.00
		KAR	1475.00	1475.00	1380.00	0.00	6.88
2654002. HEAVY WEIGHT SUITING (L.PUR)	MTR.	LAH	1575.00	1575.00	875.00	0.00	80.00
		RAW	1325.00	1325.00	1325.00	0.00	0.00
		KAR	2250.00	2250.00	1930.00	0.00	16.58
2654003. TWEED (LAWRENCEPUR)	MTR.	LAH	925.00	925.00	777.50	0.00	18.97
		RAW	1125.00	1125.00	1125.00	0.00	0.00
		KAR	1800.00	1800.00	1610.00	0.00	11.80
2654004. WORSTED (LAWRENCEPUR)	MTR.	LAH	975.00	975.00	790.00	0.00	23.42
		RAW	1175.00	1175.00	1175.00	0.00	0.00
		KAR	1750.00	1750.00	1620.00	0.00	8.02
054. Cotton Fabrics							
2662001. LATHA GUL AHMED 90000 SUP. QLTY.	40 MTR.	LAH	7900.00	7900.00	7900.00	0.00	0.00
		FAS	8550.00	8550.00	8400.00	0.00	1.79
		RAW	5450.00	5450.00	5225.00	0.00	4.31
		MUL	8095.00	8095.00	8095.00	0.00	0.00
		KAR	8500.00	8500.00	8300.00	0.00	2.41
2662002. LATHA PRESIDENT SUP. QLTY.	40 MTR.	LAH	7000.00	7000.00	7000.00	0.00	0.00
		MUL	3450.00	3450.00	3450.00	0.00	0.00
		KAR	7140.00	7140.00	6000.00	0.00	19.00
2662003. LATHA MAST QALANDER SUP. QLTY.	40 MTR.	MUL	3682.50	3682.50	3682.50	0.00	0.00
		KAR	4920.00	4920.00	4920.00	0.00	0.00
2662004. LATHA MUGHAL-E-AZAM SUP. QLTY.	40 MTR.	LAH	2810.00	2810.00	2810.00	0.00	0.00
		FAS	3650.00	3650.00	3650.00	0.00	0.00
		RAW	5650.00	5650.00	5500.00	0.00	2.73
		MUL	5375.00	5375.00	5150.00	0.00	4.37
		KAR	5880.00	5880.00	5880.00	0.00	0.00
2669001. LAWN AVG. QLTY.	MTR.	LAH	5300.00	5300.00	4100.00	0.00	29.27
		FAS	6000.00	6000.00	4500.00	0.00	33.33
		RAW	75.50	75.50	75.50	0.00	0.00
		MUL	92.50	92.50	92.50	0.00	0.00
		KAR	117.50	117.50	117.50	0.00	0.00
2669002. LAWN SUP. QLTY.	MTR.	LAH	125.00	125.00	115.00	0.00	8.70
		FAS	125.00	125.00	115.00	0.00	8.70
		RAW	100.00	100.00	100.00	0.00	0.00
		MUL	70.00	70.00	45.00	0.00	55.56
		KAR	130.00	130.00	120.00	0.00	8.33
2669002. LAWN SUP. QLTY.	MTR.	LAH	177.50	177.50	177.50	0.00	0.00
		FAS	230.00	230.00	230.00	0.00	0.00

Contd.

7.10 Intercity Wholesale Prices of Selected Commodities

Group/Commodity/Item Specification	Unit	City	Prices (Rs.)			% Change in Apr., 2015 Over	
			Apr., 2015	Mar., 2015	Apr., 2014	Mar., 2015	Apr., 2014
		RAW	205.00	205.00	195.00	0.00	5.13
		MUL	190.00	190.00	190.00	0.00	0.00
		KAR	240.00	240.00	225.00	0.00	6.67
		QTA	152.50	152.50	142.50	0.00	7.02
2669003. GREY CLOTH 52"	MTR.	LAH	45.00	45.00	39.50	0.00	13.92
		FAS	62.50	62.50	58.50	0.00	6.84
		RAW	41.00	41.00	41.00	0.00	0.00
		MUL	117.50	117.50	90.00	0.00	30.56
		KAR	69.50	69.50	67.50	0.00	2.96
		LRK	105.00	105.00	105.00	0.00	0.00
2669004. GREY CLOTH 98"	MTR.	LAH	76.50	76.50	59.50	0.00	28.57
		FAS	122.50	122.50	115.00	0.00	6.52
		KAR	130.00	130.00	125.00	0.00	4.00
2669005. DRILL DYED	MTR.	LAH	75.50	75.50	54.50	0.00	38.53
		FAS	105.00	105.00	85.00	0.00	23.53
		RAW	32.50	32.50	32.50	0.00	0.00
		KAR	112.50	112.50	105.00	0.00	7.14
		QTA	68.00	68.00	55.00	0.00	23.64
056. Silk & Reyon Fabrics							
2679001. KT. SHIRTING AL-KARAM SUP. QLTY.	MTR.	LAH	82.50	82.50	64.50	0.00	27.91
		RAW	127.50	117.50	117.50	8.51	8.51
		KAR	125.00	125.00	105.00	0.00	19.05
2679002. KT. SHIRTING TOYOBO SUP. QLTY.	MTR.	FAS	212.50	212.50	212.50	0.00	0.00
		RAW	127.50	117.50	117.50	8.51	8.51
		MUL	85.00	85.00	85.00	0.00	0.00
		KAR	87.50	87.50	72.50	0.00	20.69
		QTA	73.00	73.00	73.00	0.00	0.00
2679003. WOOLY FLAT	MTR.	LAH	47.50	47.50	30.50	0.00	55.74
		KAR	39.00	39.00	39.00	0.00	0.00
		QTA	62.50	62.50	62.50	0.00	0.00
2679004. SILK AVG. QLTY.	MTR.	LAH	59.00	59.00	49.00	0.00	20.41
		RAW	47.50	47.50	47.50	0.00	0.00
		MUL	95.00	95.00	95.00	0.00	0.00
		KAR	41.00	41.00	41.00	0.00	0.00
		SKR	35.00	35.00	30.00	0.00	16.67
		QTA	55.00	55.00	55.00	0.00	0.00
2679005. SILK SUP. QLTY.	MTR.	LAH	85.50	85.50	74.50	0.00	14.77
		FAS	237.50	237.50	237.50	0.00	0.00
		RAW	77.50	77.50	77.50	0.00	0.00
		QTA	75.00	75.00	75.00	0.00	0.00
2679006. LINEN STAR MILL KARACHI	MTR.	LAH	116.50	116.50	97.50	0.00	19.49
		KAR	107.50	107.50	97.50	0.00	10.26
		QTA	92.00	92.00	78.00	0.00	17.95
057. Towels							
2684001. TOWEL MED SIZE AVG. QLTY.	DOZ.	LAH	1725.00	1725.00	1550.00	0.00	11.29
		FAS	1650.00	1650.00	1650.00	0.00	0.00
		KSR	1725.00	1725.00	1550.00	0.00	11.29
		KAR	2220.00	2220.00	2040.00	0.00	8.82
		SKR	2040.00	2040.00	1800.00	0.00	13.33
		PSH	2400.00	2400.00	2200.00	0.00	9.09
		QTA	1620.00	1620.00	1410.00	0.00	14.89
058. Blankets							
2711001. BLANKET MOONLITE SINGLE	EACH	LAH	2400.00	2400.00	2400.00	0.00	0.00
		RAW	2975.00	2975.00	2725.00	0.00	9.17
		KAR	2150.00	2150.00	1830.00	0.00	17.49

Contd.

7.10 Intercity Wholesale Prices of Selected Commodities

Group/Commodity/Item Specification	Unit	City	Prices (Rs.)			% Change in Apr., 2015 Over	
			Apr., 2015	Mar., 2015	Apr., 2014	Mar., 2015	Apr., 2014
2711002. BLANKET MOONLITE DOUBLE	EACH	LAH	3000.00	3000.00	3000.00	0.00	0.00
		RAW	3325.00	3325.00	3125.00	0.00	6.40
		KAR	2650.00	2650.00	2335.00	0.00	13.49
059. Bed Sheets							
2712001. BED SHEET COTTON SINGLE AVG. QLTY.	DOZ.	LAH	3250.00	3250.00	3250.00	0.00	0.00
		FAS	4300.00	4300.00	4300.00	0.00	0.00
		KAR	4350.00	4250.00	3750.00	2.35	16.00
		SKR	3960.00	3960.00	3600.00	0.00	10.00
		PSH	4800.00	4800.00	4800.00	0.00	0.00
		QTA	3600.00	3600.00	2750.00	0.00	30.91
2712002. BED SHEET COTTON DOUBLE AVG. QLTY.	DOZ.	LAH	5650.00	5650.00	5650.00	0.00	0.00
		FAS	4900.00	4900.00	4900.00	0.00	0.00
		KAR	6750.00	6650.00	5700.00	1.50	18.42
		SKR	7800.00	7800.00	7800.00	0.00	0.00
		PSH	9600.00	9600.00	9600.00	0.00	0.00
		QTA	4250.00	4250.00	4250.00	0.00	0.00
060. Quilts							
2718001. READY MADE QUILT	EACH	LAH	875.00	875.00	750.00	0.00	16.67
		RAW	775.00	775.00	737.50	0.00	5.08
		KAR	1075.00	1075.00	760.00	0.00	41.45
		PSH	925.00	925.00	875.00	0.00	5.71
		QTA	600.00	600.00	600.00	0.00	0.00
061. Woolen Carpets							
2721001. WOOLEN CARPET	SQ.FT.	LAH	60.00	60.00	44.50	0.00	34.83
		KAR	51.00	51.00	51.00	0.00	0.00
062. Synthetic Carpets							
2729001. SYNTHETIC CARPET	SQ.FT.	LAH	32.50	32.50	21.50	0.00	51.16
		RAW	24.50	24.50	23.50	0.00	4.26
		KAR	45.50	45.50	45.50	0.00	0.00
		QTA	46.50	46.50	46.50	0.00	0.00
063. Hosiery Products							
2821001. UNDER WEAR MED. SIZE AVG. QLTY.	DOZ.	LAH	1125.00	1125.00	975.00	0.00	15.38
		FAS	780.00	780.00	780.00	0.00	0.00
		RAW	1875.00	1712.50	1587.50	9.49	18.11
		KAR	870.00	870.00	775.00	0.00	12.26
		SKR	890.00	890.00	780.00	0.00	14.10
		PSH	1440.00	1440.00	900.00	0.00	60.00
2821002. VEST (BANYAN)MED. SIZE AVG. QLTY.	DOZ.	QTA	420.00	420.00	420.00	0.00	0.00
		LAH	1175.00	1175.00	1025.00	0.00	14.63
		FAS	900.00	900.00	900.00	0.00	0.00
		RAW	1875.00	1712.50	1587.50	9.49	18.11
		KAR	888.00	888.00	775.00	0.00	14.58
		SKR	1322.50	1322.50	1322.50	0.00	0.00
2821003. SOCKS NYLON MIXED GENTS SUP. QLTY.	DOZ.	PSH	1190.00	1190.00	1020.00	0.00	16.67
		QTA	720.00	720.00	720.00	0.00	0.00
		LAH	1125.00	1125.00	1075.00	0.00	4.65
		FAS	710.00	710.00	710.00	0.00	0.00
		RAW	812.50	812.50	812.50	0.00	0.00
		KAR	798.00	798.00	635.00	0.00	25.67
		SKR	860.00	860.00	860.00	0.00	0.00
		PSH	840.00	840.00	840.00	0.00	0.00
		QTA	620.00	620.00	620.00	0.00	0.00

Contd.

7.10 Intercity Wholesale Prices of Selected Commodities

Group/Commodity/Item Specification	Unit	City	Prices (Rs.)			% Change in Apr., 2015 Over	
			Apr., 2015	Mar., 2015	Apr., 2014	Mar., 2015	Apr., 2014
2821004. SOCKS COTTON GENTS AVG. QLTY.	DOZ.	LAH	750.00	750.00	625.00	0.00	20.00
		FAS	510.00	510.00	510.00	0.00	0.00
		KAR	630.00	630.00	580.00	0.00	8.62
064. Readymade Garments							
2823101. PANTS GENTS (W&W) AVG. QLTY.	DOZ.	LAH	4250.00	4250.00	3575.00	0.00	18.88
		RAW	6950.00	6950.00	6350.00	0.00	9.45
		KAR	5100.00	5100.00	5550.00	0.00	-8.11
2823102. SHORT	DOZ.	LAH	1250.00	1250.00	955.00	0.00	30.89
		KAR	1260.00	1260.00	1260.00	0.00	0.00
		HYD	2000.00	2000.00	2000.00	0.00	0.00
2823103. AWAMI SUIT(W&W) AVG. QLTY.	DOZ.	LAH	9000.00	9000.00	4525.00	0.00	98.90
		RAW	11250.00	11250.00	10250.00	0.00	9.76
		KAR	8100.00	8100.00	8100.00	0.00	0.00
		QTA	5400.00	5400.00	4800.00	0.00	12.50
2823201. SHIRT GENTS (W&W) AVG. QLTY.	DOZ.	LAH	3225.00	3225.00	3233.33	0.00	-0.26
		RAW	4125.00	4125.00	3825.00	0.00	7.84
		KAR	4050.00	4050.00	4050.00	0.00	0.00
2823301. GIRL'S FROCK (W&W)	DOZ.	LAH	8750.00	8750.00	6650.00	0.00	31.58
		RAW	9350.00	9350.00	8100.00	0.00	15.43
		KAR	6450.00	6450.00	5850.00	0.00	10.26
3c) Leather Products							
065. Leather Without Hair							
2912001. SOLE LEATHER 5 MM GR-1	KG.	SAH	650.00	600.00	600.00	8.33	8.33
		KSR	425.00	425.00	425.00	0.00	0.00
2912002. SOLE LEATHER 4.5 MM GR-1	KG.	SAH	700.00	650.00	625.00	7.69	12.00
		KSR	490.00	490.00	490.00	0.00	0.00
2912003. SOLE LEATHER 4 MM GR-1	KG.	SAH	715.00	700.00	650.00	2.14	10.00
		KSR	510.00	510.00	510.00	0.00	0.00
066. Other Leather N.E.C							
2913001. CHROME LEATHER COW ANALINE GR-I	DM.	SAH	21.52	21.52	38.00	0.00	-43.37
		KSR	21.00	21.00	28.00	0.00	-25.00
2913002. CHROME LEATHER COW ANALINE GR-II	DM.	SAH	20.45	20.45	37.00	0.00	-44.73
		KSR	19.00	19.00	25.00	0.00	-24.00
2913003. CHROME LEATHER BUFF CALF (SUP)	DM.	SAH	17.76	17.76	33.00	0.00	-46.18
		KSR	17.00	17.00	23.00	0.00	-26.09
2913004. CHROME LEATHER BUFF CALF (B)	DM.	SAH	16.14	16.14	23.00	0.00	-29.83
		KSR	15.00	15.00	20.00	0.00	-25.00
067. Footweares							
2933001. GENTS SHOES PAUL BATA	PAIR	LAH	818.23	818.23	818.23	0.00	0.00
2933002. GENTS SANDAL BATA	PAIR	LAH	572.51	572.51	572.51	0.00	0.00
2933003. GENTS SLATE CHAPPAL BATA	PAIR	LAH	110.08	110.08	110.08	0.00	0.00
2933004. LADIES SANDAL BATA (EMOZIAN)	PAIR	LAH	490.61	490.61	490.61	0.00	0.00
2933005. LADIES SPOUNG CHAPPAL BATA(TROPICAL)	PAIR	LAH	109.52	109.52	109.52	0.00	0.00
2933006. CHILD SHOE POWER LIFE BATA	PAIR	LAH	285.85	285.85	285.85	0.00	0.00
2933007. GENTS SHOES ART 1109 SERVIS	PAIR	LAH	477.00	477.00	477.00	0.00	0.00
2933008. CHEETAH 50 SIZE 3.5	PAIR	LAH	679.00	679.00	679.00	0.00	0.00
2933009. SERVIS SHOES WOMEN	PAIR	LAH	370.00	370.00	370.00	0.00	0.00
2933010. SERVIS SHOES CHILDREN	PAIR	LAH	257.00	257.00	257.00	0.00	0.00
4. Other Transportable Goods							
068. Timber							
3131001. TIMBER SHEESHAM	CMT.	LAH	59151.00	59151.00	52089.00	0.00	13.56
		RAW	64449.50	64449.50	56503.50	0.00	14.06
		KAR	51965.00	51965.00	45425.00	0.00	14.40

Contd.

7.10 Intercity Wholesale Prices of Selected Commodities

Group/Commodity/Item Specification	Unit	City	Prices (Rs.)			% Change in Apr., 2015 Over	
			Apr., 2015	Mar., 2015	Apr., 2014	Mar., 2015	Apr., 2014
		PSH	42378.00	42378.00	42378.00	0.00	0.00
		QTA	55582.00	55582.00	43200.00	0.00	28.66
3131002. TIMBER KERUING PINE WOOD	CMT.	RAW	62683.50	62683.50	59152.00	0.00	5.97
		KAR	53412.50	53412.50	46900.00	0.00	13.89
3131003. TIMBER PERTAL	CMT.	LAH	38845.50	38845.50	30000.00	0.00	29.49
		RAW	48558.00	48558.00	45026.00	0.00	7.84
		KAR	38404.00	38404.00	34700.00	0.00	10.67
		PSH	52372.00	52372.00	52372.00	0.00	0.00
		QTA	31050.00	31050.00	31050.00	0.00	0.00
3131004. TIMBER CHIR	CMT.	LAH	32665.50	32665.50	22000.00	0.00	48.48
		RAW	43260.50	43260.50	39729.00	0.00	8.89
		KAR	30458.00	30458.00	26350.00	0.00	15.59
3131005. TIMBER DEODAR	CMT.	RAW	97998.00	97998.00	92701.00	0.00	5.71
		KAR	97996.50	97996.50	90950.00	0.00	7.75
		PSH	95358.00	95358.00	95358.00	0.00	0.00
		QTA	88000.00	88000.00	76950.00	0.00	14.36
3131006. TIMBER TEAK WOOD	CMT.	LAH	143021.50	143021.50	110000.00	0.00	30.02
		KAR	115653.00	115653.00	108300.00	0.00	6.79
069. Printing Paper							
3212901. OFFSET PAPER FLYING FINISH	KG.	KAR	75.00	75.00	93.00	0.00	-19.35
3212902. ART PAPER "LEYKAM"/CHINA	KG.	KAR	115.00	115.00	128.00	0.00	-10.16
3212903. PRINTING PAPER ROYAL CENTURY	KG.	KAR	90.00	90.00	90.00	0.00	0.00
3212904. PHOTOSTAT PAPER 210X297 A-4(80GM)	KG.	KAR	368.33	370.00	370.00	-0.45	-0.45
070. Hard Board							
3213301. KRAFT LINES BOARD (BRAZIL-125)	KG.	KAR	95.00	95.00	110.00	0.00	-13.64
071. Coke							
3310001. COKE	MT.	KAR	60000.00	60000.00	60000.00	0.00	0.00
072. Motor Spirit							
3331001. MOTOR SPRIT 87 RON	LTR.	KAR	74.23	70.23	108.25	5.70	-31.43
073. Diesel Oil							
3333001. DIESEL OIL LIGHT SPEED (BULK)	LTR.	KAR	57.87	57.87	94.99	0.00	-39.08
3333002. DIESEL OIL HIGH SPEED(BULK)	LTR.	KAR	83.55	80.55	113.79	3.72	-26.58
074. Kerosine Oil							
3334001. KEROSENE OIL	LTR.	KAR	67.01	67.01	107.86	0.00	-37.87
075. Furnace Oil							
3337001. HIGH SULPHUR FURNACE OIL(HSFO)	MT.	KAR	34411.50	36649.00	60193.00	-6.11	-42.83
076. Mobil Oil							
3338001. HAVOLINE MOBIL OIL PETROL ENGN.	4 LTR.	FAS	1950.00	1950.00	1950.00	0.00	0.00
		RAW	1937.50	1937.50	1987.50	0.00	-2.52
		MUL	1780.00	1780.00	1742.20	0.00	2.17
		GJT	1790.00	1790.00	1660.00	0.00	7.83
		KAR	2157.00	2157.00	2157.00	0.00	0.00
		PSH	1640.00	1640.00	1548.00	0.00	5.94
		QTA	1670.00	1670.00	1670.00	0.00	0.00
3338002. HAVOLINE MOBIL OIL CNG ENGN.	4 LTR.	FAS	1600.00	1600.00	1600.00	0.00	0.00
		RAW	1912.50	1912.50	1962.50	0.00	-2.55
		MUL	1830.00	1830.00	1792.40	0.00	2.10
		GJT	1835.00	1835.00	1720.00	0.00	6.69
		KAR	1833.00	1833.00	1833.00	0.00	0.00
		PSH	1680.00	1680.00	1648.00	0.00	1.94
		QTA	1725.00	1725.00	1685.00	0.00	2.37
077. Chemicals							
3414001. STEARIC ACID	LB.	LAH	155.00	155.00	100.00	0.00	55.00
		KAR	102.50	102.50	93.00	0.00	10.22

Contd.

7.10 Intercity Wholesale Prices of Selected Commodities

Group/Commodity/Item Specification	Unit	City	Prices (Rs.)			% Change in Apr., 2015 Over	
			Apr., 2015	Mar., 2015	Apr., 2014	Mar., 2015	Apr., 2014
3414002. ACETIC ACID	LB.	LAH	100.00	100.00	80.00	0.00	25.00
		KAR	59.00	59.00	48.50	0.00	21.65
		PSH	50.00	50.00	55.00	0.00	-9.09
3414003. TARTARIC POWDER	50 KG.	LAH	18500.00	18500.00	17000.00	0.00	8.82
		KAR	11000.00	11000.00	8987.50	0.00	22.39
3414004. CITRIC ACID	50 KG.	LAH	6000.00	6000.00	6500.00	0.00	-7.69
		KAR	6125.00	6125.00	5850.00	0.00	4.70
		PSH	5700.00	5700.00	7000.00	0.00	-18.57
3414005. CHINA CLAY	M.T.	KAR	52000.00	52000.00	42000.00	0.00	23.81
3414006. BLEACHING POWDER	50 KG.	LAH	2600.00	2600.00	2500.00	0.00	4.00
		KSR	2675.00	2675.00	2900.00	0.00	-7.76
		KAR	2275.00	2125.00	1200.00	7.06	89.58
		PSH	2700.00	2700.00	2200.00	0.00	22.73
3414007. GLUCOSE POWDER	50 KG.	LAH	5000.00	5000.00	5000.00	0.00	0.00
		KAR	5375.00	5225.00	5450.00	2.87	-1.38
		PSH	5200.00	5200.00	5000.00	0.00	4.00
3422001. ZINC OXIDE	50 KG.	LAH	20000.00	20000.00	19000.00	0.00	5.26
		PSH	17500.00	17500.00	16000.00	0.00	9.38
3423101. CAUSTIC SODA	50 KG.	LAH	3700.00	3700.00	3900.00	0.00	-5.13
		KSR	3725.00	3725.00	3900.00	0.00	-4.49
		KAR	3800.00	4150.00	3932.50	-8.43	-3.37
		PSH	4000.00	4000.00	5000.00	0.00	-20.00
3423102. SULPHURIC ACID	100 KG.	LAH	2500.00	2500.00	2500.00	0.00	0.00
		KAR	2300.00	2300.00	2175.00	0.00	5.75
		PSH	2000.00	2000.00	2200.00	0.00	-9.09
3423103. MERCURY	KG.	LAH	13000.00	13000.00	16000.00	0.00	-18.75
		KAR	14000.00	14000.00	17000.00	0.00	-17.65
		PSH	11000.00	11000.00	15000.00	0.00	-26.67
3424001. SODA ASH LIGHT 80 KG. BAG	BAG	LAH	3500.00	3500.00	3800.00	0.00	-7.89
		KSR	3550.00	3550.00	3725.00	0.00	-4.70
		KAR	3360.00	3420.00	2000.00	-1.75	68.00
		PSH	3360.00	3360.00	3520.00	0.00	-4.55
3424002. SODIUM BI- CARBONATE.	50 KG.	LAH	2500.00	2500.00	2250.00	0.00	11.11
		KAR	2500.00	2850.00	2300.00	-12.28	8.70
		PSH	2400.00	2400.00	2200.00	0.00	9.09
3424003. SALT EPSUM	100 KG.	LAH	1500.00	1500.00	1600.00	0.00	-6.25
		KAR	1600.00	1750.00	1252.50	-8.57	27.74
		PSH	2600.00	2600.00	1800.00	0.00	44.44
078. Dyeing Material							
3431001. DYES RED B-BASE	LB.	KAR	270.00	270.00	250.00	0.00	8.00
3431002. DYES ORITEX JAPAN RED HR-2.	LB.	KAR	225.00	225.00	225.00	0.00	0.00
3431003. DYED REACTIVE VIOLET H-3R	LB.	KAR	250.00	250.00	250.00	0.00	0.00
079. Fertilizers							
3461101. SONA UREA	MT.	LAH	37000.00	38000.00	36500.00	-2.63	1.37
		FAS	38000.00	37600.00	36000.00	1.06	5.56
		MUL	37000.00	36600.00	36000.00	1.09	2.78
		PSH	37600.00	38400.00	36500.00	-2.08	3.01
3461102. KISAN UREA	MT.	LAH	37000.00	38000.00	36500.00	-2.63	1.37
		FAS	37200.00	37200.00	36000.00	0.00	3.33
		MUL	36000.00	35600.00	35200.00	1.12	2.27
		GUJ	35000.00	36000.00	34000.00	-2.78	2.94
		PSH	36800.00	37600.00	36200.00	-2.13	1.66
3461401. CALCIUM AMMONIUM NITRATE	MT.	LAH	32500.00	32500.00	31000.00	0.00	4.84
		FAS	33000.00	33000.00	31000.00	0.00	6.45
		MUL	30600.00	30600.00	29000.00	0.00	5.52

Contd.

7.10 Intercity Wholesale Prices of Selected Commodities

Group/Commodity/Item Specification	Unit	City	Prices (Rs.)			% Change in Apr., 2015 Over	
			Apr., 2015	Mar., 2015	Apr., 2014	Mar., 2015	Apr., 2014
3462101. SINGLE SUPPER PHOSPHATE (GR) 18PC	MT.	GUJ	32000.00	32000.00	30000.00	0.00	6.67
		PSH	31000.00	31000.00	31000.00	0.00	0.00
		LAH	20000.00	20000.00	20000.00	0.00	0.00
		FAS	19000.00	19000.00	20000.00	0.00	-5.00
		MUL	18600.00	18600.00	19600.00	0.00	-5.10
3462102. SINGLE SUPER PHOSPHATE (PD) 18PC	MT.	GUJ	19000.00	19000.00	18000.00	0.00	5.56
		PSH	19600.00	19600.00	20000.00	0.00	-2.00
		LAH	21000.00	21000.00	21000.00	0.00	0.00
		FAS	21950.00	21950.00	21950.00	0.00	0.00
		MUL	21900.00	21900.00	21900.00	0.00	0.00
3462103. TRIPLE SUPER PHOSPHATE (GR)	MT.	GUJ	22000.00	22000.00	22000.00	0.00	0.00
		PSH	25100.00	25100.00	25100.00	0.00	0.00
		LAH	61750.00	61750.00	61750.00	0.00	0.00
		FAS	61850.00	61850.00	61850.00	0.00	0.00
		MUL	62050.00	62050.00	62050.00	0.00	0.00
3463201. SULPHATE OF POTASH	MT.	GUJ	66000.00	66000.00	66000.00	0.00	0.00
		PSH	60000.00	60000.00	60000.00	0.00	0.00
		LAH	103000.00	107000.00	84000.00	-3.74	22.62
		MUL	83600.00	83600.00	83600.00	0.00	0.00
		KSR	103000.00	107000.00	84000.00	-3.74	22.62
3464101. NITRO PHOSPHATE	MT.	LAH	50500.00	50500.00	48800.00	0.00	3.48
		FAS	52000.00	51000.00	50000.00	1.96	4.00
		MUL	50600.00	50000.00	48600.00	1.20	4.12
		GUJ	54000.00	53000.00	48000.00	1.89	12.50
		PSH	52000.00	52000.00	50000.00	0.00	4.00
3464201. DIA-AMMONIUM PHOSPHATE	MT.	LAH	75000.00	76000.00	73000.00	-1.32	2.74
		FAS	74000.00	74000.00	72000.00	0.00	2.78
		MUL	73000.00	72600.00	71000.00	0.55	2.82
		GUJ	75000.00	76000.00	73000.00	-1.32	2.74
		PSH	74000.00	74000.00	64000.00	0.00	15.63
3464401. NITROGEN PHOSPHATE AND POTACIUM(NPK)	MT.	LAH	62000.00	63000.00	63000.00	-1.59	-1.59
		GUJ	62000.00	62000.00	57000.00	0.00	8.77
		SAR	59500.00	59600.00	58000.00	-0.17	2.59
		HYD	61680.00	61680.00	61680.00	0.00	0.00
080. Pesticides							
3466101. THIODAN 35 EC(AGRICULTURE) 1 LTR	BOTTLE	LAH	580.00	580.00	580.00	0.00	0.00
		FAS	1050.00	1050.00	1050.00	0.00	0.00
		MUL	1200.00	1200.00	850.00	0.00	41.18
		SAR	875.00	875.00	875.00	0.00	0.00
		GJT	500.00	500.00	500.00	0.00	0.00
3466102. DURSBAN TC(TERMITICIDE CONC.)	BOTTLE	HYD	750.00	750.00	750.00	0.00	0.00
		MPK	600.00	600.00	600.00	0.00	0.00
		LAH	1050.00	1050.00	1050.00	0.00	0.00
		FAS	1265.00	1265.00	1265.00	0.00	0.00
		MUL	1550.00	1550.00	1450.00	0.00	6.90
3466103. SARSABZ (VEGETABLES) 1 LTR.	BOTTLE	SAR	1000.00	1000.00	1000.00	0.00	0.00
		LAH	210.00	210.00	210.00	0.00	0.00
		FAS	360.00	360.00	360.00	0.00	0.00
		MUL	600.00	600.00	400.00	0.00	50.00
		SAR	250.00	250.00	250.00	0.00	0.00
3466104. MALATHION (ALL ANIMALS) 1 LTR.	BOTTLE	GJT	500.00	500.00	400.00	0.00	25.00
		LAH	800.00	800.00	470.00	0.00	70.21
		FAS	1300.00	1300.00	980.00	0.00	32.65
		GUJ	1100.00	1100.00	800.00	0.00	37.50
		GJT	1200.00	1200.00	800.00	0.00	50.00

Contd.

7.10 Intercity Wholesale Prices of Selected Commodities

Group/Commodity/Item Specification	Unit	City	Prices (Rs.)			% Change in Apr., 2015 Over	
			Apr., 2015	Mar., 2015	Apr., 2014	Mar., 2015	Apr., 2014
081. Insecticides							
3471001. L-D POLYTHYLENE	LB.	KAR	88.00	86.44	99.00	1.80	-11.11
3473001. POLYSTRENE GP.	55 LB.	KAR	4750.00	4750.00	6318.00	0.00	-24.82
082. Paints & Varnishes							
3511001. SYN CLEAR VARNISH (BUXLYS)	3 LTR.	LAH	1050.00	1050.00	1050.00	0.00	0.00
		KAR	1225.00	1225.00	1020.00	0.00	20.10
3511002. SYN CLEAR VARNISH (BERGER)	3 LTR.	LAH	1150.00	1150.00	1150.00	0.00	0.00
		KAR	1375.00	1375.00	1210.00	0.00	13.64
3511003. SYN ENAMEL VIP (BERGER)	3.6 LTR	LAH	1700.00	1700.00	1700.00	0.00	0.00
		RAW	1337.50	1310.00	1245.00	2.10	7.43
		KAR	1650.00	1650.00	1440.00	0.00	14.58
3511004. SYN ENAMEL 413 (BUXLYS)	3.6 LTR	LAH	1370.00	1370.00	1370.00	0.00	0.00
		RAW	1330.00	1305.00	1235.00	1.92	7.69
		KAR	1650.00	1650.00	1440.00	0.00	14.58
3511005. VIP PLASTIC EMULSION (BERGER)	4 LTR.	LAH	1750.00	1750.00	1750.00	0.00	0.00
		RAW	1555.00	1525.00	1477.50	1.97	5.25
		KAR	1500.00	1500.00	850.00	0.00	76.47
3511006. PLASTIC BOUND DISTEMPER(BUXLYS)	6 KG.	LAH	1210.00	1210.00	1210.00	0.00	0.00
		RAW	975.00	975.00	925.00	0.00	5.41
		KAR	975.00	975.00	760.00	0.00	28.29
3511007. ICI PLASTIC EMULSION	4 LTR	LAH	1800.00	1800.00	1800.00	0.00	0.00
		RAW	1690.00	1665.00	1635.00	1.50	3.36
		KAR	1750.00	1750.00	1620.00	0.00	8.02
083. Medicines							
3526001. PANADOL TAB. (200)	PACKET	LAH	153.00	153.00	153.00	0.00	0.00
		RAW	165.00	165.00	165.00	0.00	0.00
		MUL	153.00	153.00	153.00	0.00	0.00
		KAR	165.00	165.00	187.20	0.00	-11.86
		MPK	153.00	153.00	153.00	0.00	0.00
		PSH	160.00	160.00	160.00	0.00	0.00
		QTA	180.00	180.00	180.00	0.00	0.00
3526002. DISPRIN TAB. (600)	PACKET	LAH	525.00	525.00	525.00	0.00	0.00
		RAW	372.50	372.50	372.50	0.00	0.00
		MUL	510.00	510.00	510.00	0.00	0.00
		KAR	459.00	459.00	459.00	0.00	0.00
		MPK	360.00	360.00	360.00	0.00	0.00
		PSH	516.00	516.00	516.00	0.00	0.00
		QTA	440.00	440.00	440.00	0.00	0.00
3526003. FLAGYL TAB. (200)	PACKET	LAH	170.00	170.00	170.00	0.00	0.00
		RAW	255.00	255.00	255.00	0.00	0.00
		MUL	270.00	270.00	255.00	0.00	5.88
		KAR	260.00	260.00	260.00	0.00	0.00
		MPK	260.00	260.00	260.00	0.00	0.00
		PSH	283.00	283.00	172.00	0.00	64.53
		QTA	180.00	180.00	170.00	0.00	5.88
3526004. VENTOLIN TAB.(100)	PACKET	LAH	82.00	82.00	73.10	0.00	12.18
		RAW	85.00	85.00	73.00	0.00	16.44
		MUL	121.00	121.00	105.20	0.00	15.02
		KAR	86.53	86.53	86.53	0.00	0.00
		MPK	73.20	73.20	73.20	0.00	0.00
		PSH	72.00	72.00	74.00	0.00	-2.70
		QTA	80.00	80.00	73.20	0.00	9.29
3526005. DAONIL TAB. (60)	PACKET	LAH	75.12	75.12	75.12	0.00	0.00
		RAW	86.50	86.50	86.50	0.00	0.00
		MUL	86.31	86.31	86.31	0.00	0.00

Contd.

7.10 Intercity Wholesale Prices of Selected Commodities

Group/Commodity/Item Specification	Unit	City	Prices (Rs.)			% Change in Apr., 2015 Over	
			Apr., 2015	Mar., 2015	Apr., 2014	Mar., 2015	Apr., 2014
3526006. ENTOX TAB. (100)	PACKET	KAR	88.00	88.00	88.00	0.00	0.00
		MPK	76.00	76.00	76.00	0.00	0.00
		PSH	90.00	90.00	87.32	0.00	3.07
		QTA	90.00	90.00	88.00	0.00	2.27
		LAH	87.50	87.50	87.50	0.00	0.00
		RAW	73.00	73.00	73.00	0.00	0.00
		MUL	85.00	85.00	85.00	0.00	0.00
		KAR	100.00	100.00	100.00	0.00	0.00
		MPK	85.00	85.00	85.00	0.00	0.00
		PSH	100.00	100.00	86.00	0.00	16.28
3526007. CALCIUM TAB. 1000 SANDOZ	06 BOTT	QTA	85.00	85.00	85.00	0.00	0.00
		LAH	622.00	622.00	622.00	0.00	0.00
		RAW	620.00	620.00	620.00	0.00	0.00
		MUL	622.20	622.20	622.20	0.00	0.00
		KAR	660.00	660.00	732.00	0.00	-9.84
		MPK	520.00	520.00	520.00	0.00	0.00
		PSH	630.00	630.00	630.00	0.00	0.00
		QTA	636.00	636.00	425.00	0.00	49.65
		LAH	87.56	87.56	87.56	0.00	0.00
		RAW	99.50	99.50	99.50	0.00	0.00
3526008. RENITEC TAB. 5 MG. (20)	PACKET	MUL	99.45	99.45	99.45	0.00	0.00
		KAR	100.00	100.00	100.00	0.00	0.00
		MPK	88.00	88.00	88.00	0.00	0.00
		PSH	105.30	105.30	105.30	0.00	0.00
		QTA	102.00	102.00	87.00	0.00	17.24
		LAH	150.00	150.00	150.00	0.00	0.00
		RAW	120.00	120.00	120.00	0.00	0.00
		MUL	153.00	153.00	153.00	0.00	0.00
		KAR	180.00	180.00	180.00	0.00	0.00
		PSH	170.00	170.00	120.00	0.00	41.67
3526009. CARMINA (150 TABLETS)	06 BOTT	LAH	68.75	68.75	68.75	0.00	0.00
		RAW	78.00	78.00	78.00	0.00	0.00
		KAR	132.00	132.00	132.00	0.00	0.00
		PSH	150.00	150.00	150.00	0.00	0.00
		LAH	331.50	331.50	331.50	0.00	0.00
		RAW	142.50	142.50	137.00	0.00	4.01
		MUL	280.50	280.50	280.50	0.00	0.00
		KAR	160.00	160.00	156.00	0.00	2.56
		MPK	285.00	285.00	285.00	0.00	0.00
		PSH	300.00	300.00	300.00	0.00	0.00
3526010. SUALIN (250 TAB.) STRIP	06 BOTT	QTA	287.00	287.00	275.00	0.00	4.36
		LAH	179.66	179.66	179.66	0.00	0.00
		RAW	168.00	168.00	142.00	0.00	18.31
		MUL	168.30	168.30	153.00	0.00	10.00
		KAR	198.00	198.00	198.00	0.00	0.00
		MPK	170.00	170.00	170.00	0.00	0.00
		PSH	174.00	174.00	170.00	0.00	2.35
		QTA	195.00	195.00	195.00	0.00	0.00
		LAH	135.00	135.00	135.00	0.00	0.00
		RAW	143.00	143.00	132.00	0.00	8.33
3526011. SANCOS SYRUP 60 MG.	06 BOTT	MUL	127.50	127.50	127.50	0.00	0.00
		KAR	150.00	150.00	150.00	0.00	0.00
		MPK	214.20	214.20	214.20	0.00	0.00
		PSH	144.48	144.48	144.48	0.00	0.00
		QTA	125.00	125.00	125.00	0.00	0.00
		LAH	135.00	135.00	135.00	0.00	0.00
		RAW	143.00	143.00	132.00	0.00	8.33
		MUL	127.50	127.50	127.50	0.00	0.00
		KAR	150.00	150.00	150.00	0.00	0.00
		MPK	214.20	214.20	214.20	0.00	0.00
3526012. PHENRGONE SYRUP 120 MG	06 BOTT	PSH	144.48	144.48	144.48	0.00	0.00
		QTA	195.00	195.00	195.00	0.00	0.00
		LAH	135.00	135.00	135.00	0.00	0.00
		RAW	143.00	143.00	132.00	0.00	8.33
		MUL	127.50	127.50	127.50	0.00	0.00
		KAR	150.00	150.00	150.00	0.00	0.00
		MPK	214.20	214.20	214.20	0.00	0.00
		PSH	144.48	144.48	144.48	0.00	0.00
		QTA	125.00	125.00	125.00	0.00	0.00
		LAH	135.00	135.00	135.00	0.00	0.00
3526013. CALPOL SYRUP	06 BOTT	RAW	143.00	143.00	132.00	0.00	8.33
		MUL	127.50	127.50	127.50	0.00	0.00
		KAR	150.00	150.00	150.00	0.00	0.00
		MPK	214.20	214.20	214.20	0.00	0.00
		PSH	144.48	144.48	144.48	0.00	0.00
		QTA	125.00	125.00	125.00	0.00	0.00
		LAH	135.00	135.00	135.00	0.00	0.00
		RAW	143.00	143.00	132.00	0.00	8.33
		MUL	127.50	127.50	127.50	0.00	0.00
		KAR	150.00	150.00	150.00	0.00	0.00

Contd.

7.10 Intercity Wholesale Prices of Selected Commodities

Group/Commodity/Item Specification	Unit	City	Prices (Rs.)			% Change in Apr., 2015 Over	
			Apr., 2015	Mar., 2015	Apr., 2014	Mar., 2015	Apr., 2014
3526014. HYDERLIN SYRUP	06 BOTT	LAH	300.90	300.90	300.90	0.00	0.00
		RAW	327.50	327.50	158.00	0.00	107.28
		MUL	316.20	316.20	300.90	0.00	5.08
		KAR	312.00	312.00	312.00	0.00	0.00
		MPK	312.00	312.00	312.00	0.00	0.00
		PSH	342.00	342.00	305.00	0.00	12.13
3526015. SAFI HAMDARD 100 ML	06 BOTT	QTA	378.00	378.00	300.90	0.00	25.62
		LAH	228.00	228.00	228.00	0.00	0.00
		RAW	216.00	216.00	216.00	0.00	0.00
		MUL	210.00	210.00	210.00	0.00	0.00
		KAR	276.00	276.00	276.00	0.00	0.00
		PSH	240.00	240.00	240.00	0.00	0.00
3526016. HONEY TUBE (HAMDARD)	06 TUBE	QTA	193.00	193.00	193.00	0.00	0.00
		LAH	540.00	540.00	204.00	0.00	164.71
		KAR	552.00	552.00	552.00	0.00	0.00
		MPK	516.00	516.00	516.00	0.00	0.00
		PSH	480.00	480.00	480.00	0.00	0.00
		QTA	582.00	582.00	185.00	0.00	214.59
3526017. BETNOVATE-N OINTMENT	06 TUBE	LAH	153.12	153.12	153.12	0.00	0.00
		RAW	148.00	148.00	148.00	0.00	0.00
		MUL	170.04	170.04	147.90	0.00	14.97
		KAR	168.00	168.00	168.00	0.00	0.00
		MPK	156.00	156.00	156.00	0.00	0.00
		PSH	150.00	150.00	150.00	0.00	0.00
3526018. BURNOL	06 TUBE	QTA	162.00	162.00	162.00	0.00	0.00
		LAH	85.08	85.08	85.08	0.00	0.00
		RAW	82.00	82.00	82.00	0.00	0.00
		MUL	82.00	82.00	81.60	0.00	0.49
		KAR	96.00	96.00	96.00	0.00	0.00
		MPK	81.60	81.60	81.60	0.00	0.00
3526019. O.R.S.FLAVOURED (SEARLE)	DOZEN	PSH	87.00	87.00	87.00	0.00	0.00
		QTA	81.00	81.00	81.00	0.00	0.00
		LAH	180.00	180.00	108.00	0.00	66.67
		RAW	183.50	183.50	163.50	0.00	12.23
		MUL	173.40	173.40	153.80	0.00	12.74
		KAR	174.00	174.00	168.00	0.00	3.57
3526020. JOSHANDA HAMDARD	DOZEN	PSH	154.80	154.80	154.80	0.00	0.00
		QTA	156.00	156.00	350.00	0.00	-55.43
		LAH	276.00	276.00	59.00	0.00	367.80
		MUL	216.00	216.00	62.40	0.00	246.15
		KAR	264.00	264.00	220.00	0.00	20.00
		MPK	123.84	123.84	123.84	0.00	0.00
3526021. COTTON BANDAGE 2" SIZE	06 NO.S	PSH	82.00	82.00	58.00	0.00	41.38
		QTA	221.00	221.00	221.00	0.00	0.00
		LAH	39.00	39.00	39.00	0.00	0.00
		RAW	48.00	48.00	48.00	0.00	0.00
		MUL	24.00	24.00	24.00	0.00	0.00
		KAR	30.00	30.00	30.00	0.00	0.00
084. Soaps & Detergents	DOZ.	MPK	54.00	54.00	54.00	0.00	0.00
		PSH	22.00	22.00	22.00	0.00	0.00
		LAH	401.00	401.00	401.00	0.00	0.00
		RAW	377.50	377.50	377.50	0.00	0.00
		KSR	401.00	401.00	401.00	0.00	0.00
3532101. LIFE BOUY SOAP (125 GM.)	DOZ.	KAR	396.00	396.00	396.00	0.00	0.00

Contd.

7.10 Intercity Wholesale Prices of Selected Commodities

Group/Commodity/Item Specification	Unit	City	Prices (Rs.)			% Change in Apr., 2015 Over	
			Apr., 2015	Mar., 2015	Apr., 2014	Mar., 2015	Apr., 2014
3532102. LUX-STD. (70 GM.)	DOZ.	PSH	420.00	420.00	420.00	0.00	0.00
		QTA	370.00	370.00	370.00	0.00	0.00
		LAH	383.00	383.00	383.00	0.00	0.00
		RAW	361.00	361.00	361.00	0.00	0.00
		KAR	384.00	384.00	384.00	0.00	0.00
3532201. SUPER ACTIVE SURF (130 GM.)	DOZ.	PSH	380.00	380.00	380.00	0.00	0.00
		QTA	360.00	360.00	330.00	0.00	9.09
		LAH	230.00	230.00	230.00	0.00	0.00
		MUL	229.16	229.16	229.16	0.00	0.00
		KAR	232.00	232.00	232.00	0.00	0.00
3532202. ARIEL (100 GM)	DOZ.	SKR	248.88	248.88	248.88	0.00	0.00
		LAH	230.00	230.00	230.00	0.00	0.00
		GUJ	228.00	228.00	228.00	0.00	0.00
3532203. VIM DETERGENT POLY BAG (1000 G.)	DOZ.	KAR	163.00	163.00	156.00	0.00	4.49
		MPK	180.00	180.00	180.00	0.00	0.00
		LAH	750.00	750.00	630.00	0.00	19.05
		RAW	715.00	715.00	645.00	0.00	10.85
		KAR	640.00	640.00	540.00	0.00	18.52
		SKR	720.00	720.00	840.00	0.00	-14.29
		PSH	680.00	680.00	680.00	0.00	0.00
3532204. MAXIMUM POWER BRITE POLYBAG(400GM)	DOZ.	MNG	516.00	516.00	516.00	0.00	0.00
		QTA	624.00	624.00	486.00	0.00	28.40
		LAH	1404.00	1404.00	1404.00	0.00	0.00
		RAW	862.50	862.50	862.50	0.00	0.00
		KAR	1060.00	1060.00	1020.00	0.00	3.92
		MPK	1416.00	1416.00	1416.00	0.00	0.00
		PSH	1325.00	1325.00	1325.00	0.00	0.00
3532205. EXPRESS DETERGENT(1000GM)	DOZ.	KAR	1440.00	1440.00	1128.00	0.00	27.66
3532206. WASHING SOAP BETA/SUFI/GUY	DOZ.	LAH	5720.00	5720.00	5720.00	0.00	0.00
		RAW	3825.00	3825.00	3825.00	0.00	0.00
		KSR	5580.00	5580.00	5580.00	0.00	0.00
		SKR	3440.00	3440.00	5700.00	0.00	-39.65
		PSH	5840.00	5840.00	6100.00	0.00	-4.26
3532207. WASHING SOAP NYLON 101 CAKE	DOZ.	LAH	269.00	269.00	269.00	0.00	0.00
		RAW	237.50	237.50	237.50	0.00	0.00
		SAR	320.00	320.00	432.00	0.00	-25.93
		BNU	190.00	190.00	180.00	0.00	5.56
		QTA	300.00	300.00	300.00	0.00	0.00
3532301. TOOTHPASTE MACLEAN'S (LARGE SIZE)	DOZ.	RAW	575.00	575.00	575.00	0.00	0.00
3532302. TOOTHPASTE FARHAN'S (STD. SIZE)	DOZ.	KAR	1080.00	1080.00	1080.00	0.00	0.00
		KAR	492.00	492.00	492.00	0.00	0.00
3532303. TALC SAMSOL/SWISS MISS (STD.SIZE)	DOZ.	RAW	565.00	565.00	565.00	0.00	0.00
		KAR	1092.00	1092.00	1092.00	0.00	0.00
3532304. PONDS COLD CREAM (MED SIZE.)	DOZ.	LAH	1200.00	1200.00	1200.00	0.00	0.00
		RAW	1127.50	1127.50	1127.50	0.00	0.00
		KAR	1194.00	1194.00	1109.00	0.00	7.66
3532305. PONDS VANISHING CREAM (MED SIZE)	DOZ.	LAH	2450.00	2450.00	2450.00	0.00	0.00
		RAW	1127.50	1127.50	1127.50	0.00	0.00
		KAR	1009.00	1009.00	1009.00	0.00	0.00
3532306. ADMIRAL SHAVING CREAM (MED.SIZE)	DOZ.	LAH	660.00	660.00	564.00	0.00	17.02
		RAW	625.00	625.00	625.00	0.00	0.00
		KAR	648.00	648.00	600.00	0.00	8.00
3532307. HAIR BRYL CREAM (MED. SIZE).	DOZ.	RAW	1125.00	1125.00	1125.00	0.00	0.00
		KAR	984.00	984.00	940.00	0.00	4.68

Contd.

7.10 Intercity Wholesale Prices of Selected Commodities

Group/Commodity/Item Specification	Unit	City	Prices (Rs.)			% Change in Apr., 2015 Over	
			Apr., 2015	Mar., 2015	Apr., 2014	Mar., 2015	Apr., 2014
3532308. JOHNSON'S BABY POWDER/MOTHER CARE	DOZ.	KAR	798.00	798.00	730.00	0.00	9.32
3532309. SUN SILK SHAMPOO LOCAL 10 ML.	DOZ.	RAW	51.00	51.00	51.00	0.00	0.00
		KAR	55.00	55.00	55.00	0.00	0.00
085. Auto Tyres							
3611101. AUTO TYRE GEN/SUZ/ALTO/MEHRAN	EACH	LAH	2700.00	2700.00	2700.00	0.00	0.00
		RAW	2875.00	3075.00	2975.00	-6.50	-3.36
		KAR	2850.00	2850.00	1650.00	0.00	72.73
3611201. MOTOR CYCLE TYRE YAMAHA-100	EACH	LAH	1280.00	1280.00	1280.00	0.00	0.00
		RAW	962.50	962.50	962.50	0.00	0.00
		KAR	1200.00	1200.00	1200.00	0.00	0.00
3611202. MOTOR CYCLE TYRE HONDA CD-70	EACH	LAH	860.00	860.00	860.00	0.00	0.00
		RAW	962.50	962.50	962.50	0.00	0.00
		KAR	1150.00	1200.00	1200.00	-4.17	-4.17
3611203. MOTOR CYCLE TYRE SUZUKI 80 CC.	EACH	LAH	960.00	960.00	960.00	0.00	0.00
		RAW	937.50	937.50	937.50	0.00	0.00
		KAR	1200.00	1200.00	1200.00	0.00	0.00
3611204. CYCLE TYRE SERVIS (28x1/2")	EACH	LAH	250.00	250.00	250.00	0.00	0.00
		KAR	225.00	225.00	200.00	0.00	12.50
3611205. CYCLE TYRE DIAMOND (28x1/2")	EACH	LAH	300.00	300.00	300.00	0.00	0.00
		RAW	287.50	287.50	265.00	0.00	8.49
		KAR	215.00	215.00	200.00	0.00	7.50
3611401. AUTO TUBE GEN/SUZ/ALTO/MEHRAN	EACH	LAH	270.00	270.00	270.00	0.00	0.00
		RAW	295.00	295.00	295.00	0.00	0.00
		KAR	322.50	322.50	322.50	0.00	0.00
3611402. MOTOR CYCLE TUBE YAMAHA-100	EACH	LAH	185.00	185.00	185.00	0.00	0.00
		RAW	192.50	192.50	192.50	0.00	0.00
		KAR	210.00	257.50	257.50	-18.45	-18.45
3611403. MOTOR CYCLE TUBE HONDA CD-70	EACH	LAH	175.00	175.00	175.00	0.00	0.00
		RAW	192.50	192.50	192.50	0.00	0.00
		KAR	190.00	257.50	257.50	-26.21	-26.21
3611404. MOTOR CYCLE TUBE SUZUKI 80 CC.	EACH	LAH	195.00	195.00	195.00	0.00	0.00
		KAR	257.50	257.50	252.50	0.00	1.98
3611405. CYCLE TUBES SERVIS (28x1/2)	EACH	LAH	105.00	105.00	105.00	0.00	0.00
		KAR	132.50	132.50	130.00	0.00	1.92
3611406. CYCLE TUBES DIAMOND (28x1/2)	EACH	LAH	115.00	115.00	115.00	0.00	0.00
		RAW	92.50	92.50	92.50	0.00	0.00
		KAR	127.50	127.50	125.00	0.00	2.00
086. Plastic Products							
3694001. WATER COOLER 9 LTR.	EACH	LAH	400.00	400.00	360.00	0.00	11.11
		KAR	465.00	465.00	380.00	0.00	22.37
		PSH	450.00	450.00	450.00	0.00	0.00
		QTA	410.00	410.00	410.00	0.00	0.00
3694002. BUCKET MED. SIZE	EACH	LAH	300.00	300.00	245.00	0.00	22.45
		GUJ	225.00	225.00	225.00	0.00	0.00
		GJT	220.00	220.00	220.00	0.00	0.00
		KAR	270.00	270.00	270.00	0.00	0.00
		PSH	355.00	355.00	355.00	0.00	0.00
		QTA	235.00	235.00	235.00	0.00	0.00
3694003. DINNER SET PLASTIC 42/48/52 PIECES	EACH	LAH	1975.00	1975.00	1975.00	0.00	0.00
		RAW	4600.00	4600.00	4100.00	0.00	12.20
		MUL	2450.00	2450.00	2450.00	0.00	0.00
		KAR	2100.00	2100.00	1925.00	0.00	9.09
		PSH	2100.00	2100.00	1700.00	0.00	23.53
		MNG	3000.00	3000.00	3000.00	0.00	0.00

Contd.

7.10 Intercity Wholesale Prices of Selected Commodities

Group/Commodity/Item Specification	Unit	City	Prices (Rs.)			% Change in Apr., 2015 Over	
			Apr., 2015	Mar., 2015	Apr., 2014	Mar., 2015	Apr., 2014
3694004. HOT POT PLASTIC 3 PIECES	EACH	LAH	1225.00	1225.00	1225.00	0.00	0.00
		SKT	1000.00	1000.00	660.00	0.00	51.52
		KAR	975.00	975.00	772.50	0.00	26.21
		PSH	1350.00	1350.00	925.00	0.00	45.95
		QTA	1050.00	1050.00	830.00	0.00	26.51
3694005. THERMOS STARVAC 1 LTR.	EACH	LAH	450.00	450.00	315.00	0.00	42.86
		GUJ	500.00	500.00	400.00	0.00	25.00
		KAR	437.50	437.50	420.00	0.00	4.17
		QTA	300.00	300.00	300.00	0.00	0.00
087. Glass sheets							
3711401. PL. GLASS SHEET 3 MM ABOVE 1 SQ.M	SQ.MTR.	LAH	335.00	335.00	335.00	0.00	0.00
		RAW	325.00	325.00	325.00	0.00	0.00
		KAR	455.00	455.00	435.00	0.00	4.60
		PSH	425.00	425.00	425.00	0.00	0.00
3711402. FIG.GLASS SHEET ABOVE 1 SQ.M	SQ.MTR.	LAH	247.50	247.50	247.50	0.00	0.00
		RAW	285.00	285.00	285.00	0.00	0.00
		KAR	732.50	732.50	465.00	0.00	57.53
		PSH	968.00	968.00	968.00	0.00	0.00
088. Other Glass Articles							
3719101. JAR 4 LTR. LOCAL/FANCY/SILKY	DOZ.	RAW	887.50	887.50	837.50	0.00	5.97
		KAR	750.00	750.00	710.00	0.00	5.63
3719301. TUMBLER 200 ML. FANCY (OMROC)	DOZ.	RAW	310.00	310.00	297.50	0.00	4.20
		KAR	637.50	637.50	575.00	0.00	10.87
3719302. JUG DIAMOND 1.2 LTR. FANCY (OMROC)	DOZ.	LAH	1775.00	1775.00	1450.00	0.00	22.41
		RAW	1337.50	1337.50	1275.00	0.00	4.90
		KAR	2450.00	2450.00	1730.00	0.00	41.62
3719303. TEA CUP SAUCER WHITE	DOZ.	LAH	725.00	725.00	450.00	0.00	61.11
		RAW	887.50	887.50	837.50	0.00	5.97
		KAR	690.00	690.00	535.00	0.00	28.97
089. Ceramics & Sanitary Fixture							
3721001. EUROPEAN W/C (02/03) STD WHITE	EACH	LAH	1400.00	1400.00	1400.00	0.00	0.00
		RAW	1175.00	1175.00	1175.00	0.00	0.00
		GJT	1400.00	1400.00	2450.00	0.00	-42.86
		KAR	1600.00	1600.00	800.00	0.00	100.00
		PSH	4100.00	4100.00	4100.00	0.00	0.00
3721002. EUROPEAN W.C. (02/03)STD COLOUR	EACH	LAH	1500.00	1500.00	1500.00	0.00	0.00
		RAW	1275.00	1275.00	1275.00	0.00	0.00
		GJT	1600.00	1600.00	2650.00	0.00	-39.62
		KAR	1650.00	1650.00	820.00	0.00	101.22
3721003. ASIAN W.C. WHITE 18/22"	EACH	LAH	1700.00	1700.00	1250.00	0.00	36.00
		RAW	1275.00	1275.00	1275.00	0.00	0.00
		GJT	1250.00	1250.00	1250.00	0.00	0.00
		KAR	975.00	950.00	360.00	2.63	170.83
		PSH	1050.00	1050.00	1050.00	0.00	0.00
3721004. ASIAN W.C. WHITE 15/22"	EACH	LAH	1150.00	1150.00	925.00	0.00	24.32
		RAW	1187.50	1187.50	1187.50	0.00	0.00
		GJT	1050.00	1050.00	1050.00	0.00	0.00
		KAR	925.00	900.00	400.00	2.78	131.25
		PSH	900.00	900.00	900.00	0.00	0.00
3721005. ASIAN W.C. COLOURED 18/22"	EACH	LAH	1700.00	1700.00	1100.00	0.00	54.55
		RAW	1475.00	1475.00	1475.00	0.00	0.00
		GUJ	1800.00	1800.00	1850.00	0.00	-2.70
		GJT	1450.00	1450.00	1450.00	0.00	0.00
		KAR	1075.00	1025.00	420.00	4.88	155.95
		PSH	980.00	980.00	980.00	0.00	0.00

Contd.

7.10 Intercity Wholesale Prices of Selected Commodities

Group/Commodity/Item Specification	Unit	City	Prices (Rs.)			% Change in Apr., 2015 Over	
			Apr., 2015	Mar., 2015	Apr., 2014	Mar., 2015	Apr., 2014
3721006. ASIAN W.C. COLOURED 15/22"	EACH	LAH	1250.00	1250.00	950.00	0.00	31.58
		RAW	1275.00	1275.00	1275.00	0.00	0.00
		GUJ	1700.00	1700.00	1700.00	0.00	0.00
		GJT	1250.00	1250.00	1250.00	0.00	0.00
		KAR	1025.00	1000.00	550.00	2.50	86.36
3721007. WASH BASIN 50 CM WHITE STD.	EACH	PSH	870.00	870.00	870.00	0.00	0.00
		LAH	1300.00	1300.00	1050.00	0.00	23.81
		RAW	1275.00	1275.00	1275.00	0.00	0.00
		GJT	1350.00	1350.00	1350.00	0.00	0.00
		KAR	1200.00	1175.00	770.00	2.13	55.84
3721008. WASH BASIN 50 CM LIGHT COLOUR	EACH	PSH	1750.00	1750.00	1480.00	0.00	18.24
		LAH	1300.00	1300.00	1050.00	0.00	23.81
		RAW	1375.00	1375.00	1375.00	0.00	0.00
		GJT	1150.00	1150.00	1150.00	0.00	0.00
		KAR	1350.00	1325.00	880.00	1.89	53.41
3721009. SINK STAINLESS STEEL(KIT.)MED.SIZE	EACH	PSH	1550.00	1550.00	1550.00	0.00	0.00
		LAH	1600.00	1600.00	1100.00	0.00	45.45
		RAW	2475.00	2475.00	2475.00	0.00	0.00
		GUJ	1400.00	1400.00	1400.00	0.00	0.00
		KAR	1450.00	1450.00	1265.00	0.00	14.62
090. Bricks, Blocks & Tiles	1000	PSH	1700.00	1700.00	1400.00	0.00	21.43
		LAH	8000.00	7600.00	7250.00	5.26	10.34
		RAW	7450.00	7450.00	6875.00	0.00	8.36
		GJT	8000.00	8000.00	7000.00	0.00	14.29
		KSR	7800.00	7500.00	7050.00	4.00	10.64
3732001. BRICKS	1000	HYD	4800.00	4800.00	4800.00	0.00	0.00
		SKR	5000.00	5000.00	5500.00	0.00	-9.09
		PSH	7100.00	7100.00	7500.00	0.00	-5.33
		BNU	6200.00	6000.00	6000.00	3.33	3.33
		QTA	6250.00	6250.00	6250.00	0.00	0.00
3732002. CEMENT BLOCKS	1000	KAR	20500.00	20500.00	19600.00	0.00	4.59
3732003. TILES PLAIN WHITE 8 X 10"	SQ.MTR	LAH	525.00	525.00	525.00	0.00	0.00
		RAW	490.00	490.00	490.00	0.00	0.00
		MUL	800.00	800.00	650.00	0.00	23.08
		KAR	580.00	580.00	492.50	0.00	17.77
3732004. TILES PLAIN COLOURED 8 X 10"	SQ.MTR	LAH	555.00	555.00	555.00	0.00	0.00
		RAW	590.00	590.00	590.00	0.00	0.00
		MUL	825.00	825.00	700.00	0.00	17.86
		KAR	640.00	640.00	552.50	0.00	15.84
091. Cement							
3744001. CEMENT JAVEDAN (EX-FACTORY)	MT.	KAR	8460.00	8460.00	8460.00	0.00	0.00
3744002. CEMENT WHITE	MT.	LAH	18350.00	18350.00	18350.00	0.00	0.00
		RAW	19100.00	19100.00	18100.00	0.00	5.52
		KAR	18500.00	18500.00	18500.00	0.00	0.00
		SKR	20000.00	20000.00	19125.00	0.00	4.58
3744003. SULP. RESISTING CEMENT(JAVEDAN)	MT.	KAR	9158.00	9158.00	9158.00	0.00	0.00
3744004. D.G. CEMENT (EX-FACTORY)	MT	LAH	8948.00	8943.00	9128.00	0.06	-1.97
3744005. LUCKY CEMENT (EX-FACTORY)	MT	KAR	10110.00	10110.00	9910.00	0.00	2.02
3744006. FAUJI CEMENT(EX-FACTORY)	MT	RAW	8690.00	8690.00	8815.00	0.00	-1.42
092. Bed Foam							
3815001. BED FOAM	EACH	LAH	4000.00	4000.00	3300.00	0.00	21.21
		RAW	4325.00	4325.00	4225.00	0.00	2.37
		GUJ	3000.00	3000.00	3000.00	0.00	0.00

Contd.

7.10 Intercity Wholesale Prices of Selected Commodities

Group/Commodity/Item Specification	Unit	City	Prices (Rs.)			% Change in Apr., 2015 Over	
			Apr., 2015	Mar., 2015	Apr., 2014	Mar., 2015	Apr., 2014
3815002. BED FOAM COMMANDER 6.5" X 6" X5"	EACH	KAR	2750.00	2750.00	2600.00	0.00	5.77
		QTA	3200.00	3200.00	3200.00	0.00	0.00
		LAH	5800.00	5800.00	5200.00	0.00	11.54
		FAS	6900.00	6900.00	6900.00	0.00	0.00
		RAW	6325.00	6325.00	6225.00	0.00	1.61
		GJT	7600.00	7600.00	7600.00	0.00	0.00
		KAR	6400.00	6400.00	6000.00	0.00	6.67
		HYD	5950.00	5950.00	5950.00	0.00	0.00
093. Matches							
3899801. MATCHES (70-75 STICKS) 10 BOXES	PACKET	LAH	9.60	9.60	9.60	0.00	0.00
		RAW	9.40	9.40	9.40	0.00	0.00
		KAR	15.00	15.00	15.00	0.00	0.00
		SKR	15.00	15.00	15.00	0.00	0.00
		PSH	10.00	10.00	10.00	0.00	0.00
5. Metal Product, Machinery & Equipment							
094. Pig Iron							
4111101. PIG IRON	MT.	KAR	40000.00	40000.00	40000.00	0.00	0.00
095. Steel Bar & Sheets							
4126101. M.S. ROUND BAR 1/4"	MT.	LAH	73000.00	73000.00	72500.00	0.00	0.69
		RAW	76500.00	77000.00	77000.00	-0.65	-0.65
		KAR	78000.00	78000.00	71000.00	0.00	9.86
		HYD	71000.00	76000.00	70800.00	-6.58	0.28
		PSH	72000.00	72000.00	72000.00	0.00	0.00
		QTA	73000.00	73000.00	72000.00	0.00	1.39
4126102. M.S. ROUND BAR 3/8"	MT.	LAH	73250.00	73250.00	72500.00	0.00	1.03
		RAW	76500.00	77000.00	76750.00	-0.65	-0.33
		KAR	76000.00	76000.00	69000.00	0.00	10.14
		HYD	71000.00	76000.00	70800.00	-6.58	0.28
		PSH	72500.00	72500.00	74800.00	0.00	-3.07
		QTA	77000.00	77000.00	76000.00	0.00	1.32
4126103. M.S. ROUND BAR 1/2"	MT.	LAH	72250.00	72250.00	71000.00	0.00	1.76
		RAW	77250.00	77750.00	75750.00	-0.64	1.98
		KAR	75000.00	75000.00	69000.00	0.00	8.70
		HYD	71000.00	76000.00	70800.00	-6.58	0.28
		PSH	69800.00	69500.00	72600.00	0.43	-3.86
		QTA	76000.00	76000.00	75000.00	0.00	1.33
4126104. M.S. ROUND BAR 1"	MT.	LAH	74500.00	74500.00	71000.00	0.00	4.93
		RAW	77250.00	77750.00	75750.00	-0.64	1.98
		KAR	77000.00	77000.00	72500.00	0.00	6.21
		PSH	77000.00	72500.00	75000.00	6.21	2.67
		LAH	74750.00	74750.00	72000.00	0.00	3.82
		RAW	76250.00	76750.00	76750.00	-0.65	-0.65
4126105. M.S. RIBBED BAR 1/2" TO 1"	MT.	KAR	78000.00	78000.00	73500.00	0.00	6.12
		LAH	74750.00	74750.00	75000.00	0.00	-0.33
		RAW	75250.00	75750.00	75750.00	-0.66	-0.66
		KAR	79000.00	79000.00	74200.00	0.00	6.47
		LAH	120000.00	120000.00	115000.00	0.00	4.35
		RAW	85500.00	85500.00	92250.00	0.00	-7.32
4126106. M.S. RIBBED BAR 3/8"	MT.	KAR	90000.00	89000.00	89000.00	1.12	1.12
		PSH	102000.00	102000.00	110000.00	0.00	-7.27
		LAH	130000.00	130000.00	125000.00	0.00	4.00
		RAW	85500.00	85500.00	92250.00	0.00	-7.32
		KAR	92000.00	90000.00	90000.00	2.22	2.22
		PSH	105000.00	105000.00	112000.00	0.00	-6.25

Contd.

7.10 Intercity Wholesale Prices of Selected Commodities

Group/Commodity/Item Specification	Unit	City	Prices (Rs.)			% Change in Apr., 2015 Over	
			Apr., 2015	Mar., 2015	Apr., 2014	Mar., 2015	Apr., 2014
096. Pipe Fittings							
4129201. TEE 1/2"	DOZ.	LAH	410.00	410.00	310.00	0.00	32.26
		RAW	387.50	387.50	337.50	0.00	14.81
		KAR	372.00	372.00	332.50	0.00	11.88
		QTA	180.00	180.00	180.00	0.00	0.00
4129202. TEE 3/4"	DOZ.	LAH	475.00	475.00	405.00	0.00	17.28
		RAW	512.50	512.50	462.50	0.00	10.81
		KAR	516.00	516.00	465.00	0.00	10.97
		QTA	360.00	360.00	320.00	0.00	12.50
4129203. SOCKET 1/2"	DOZ.	LAH	275.00	275.00	210.00	0.00	30.95
		RAW	337.50	337.50	287.50	0.00	17.39
		KAR	234.00	234.00	212.50	0.00	10.12
		QTA	120.00	120.00	120.00	0.00	0.00
4129204. SOCKET 3/4"	DOZ.	LAH	365.00	365.00	305.00	0.00	19.67
		RAW	412.50	412.50	362.50	0.00	13.79
		KAR	348.00	348.00	275.00	0.00	26.55
		QTA	165.00	165.00	165.00	0.00	0.00
4129205. UNION 1/2"	DOZ.	LAH	660.00	660.00	605.00	0.00	9.09
		RAW	712.50	712.50	662.50	0.00	7.55
		KAR	804.00	804.00	752.50	0.00	6.84
		QTA	360.00	360.00	360.00	0.00	0.00
4129206. UNION 3/4"	DOZ.	LAH	755.00	755.00	705.00	0.00	7.09
		RAW	787.50	787.50	737.50	0.00	6.78
		KAR	1020.00	1020.00	950.00	0.00	7.37
		QTA	455.00	455.00	410.00	0.00	10.98
4129207. BAND 1/2"	DOZ.	LAH	687.50	687.50	637.50	0.00	7.84
		KAR	636.00	636.00	545.00	0.00	16.70
		QTA	300.00	300.00	300.00	0.00	0.00
4129208. BAND 3/4"	DOZ.	LAH	560.00	560.00	510.00	0.00	9.80
		RAW	712.50	712.50	662.50	0.00	7.55
		KAR	972.00	972.00	640.00	0.00	51.88
		QTA	480.00	480.00	480.00	0.00	0.00
4129209. ELBOW GALV CHINA 1/2"	DOZ.	LAH	310.00	310.00	235.00	0.00	31.91
		RAW	412.50	412.50	362.50	0.00	13.79
		KAR	258.00	258.00	237.50	0.00	8.63
		QTA	165.00	165.00	165.00	0.00	0.00
4129210. ELBOW GALV CHINA 3/4"	DOZ.	LAH	365.00	365.00	305.00	0.00	19.67
		RAW	462.50	462.50	412.50	0.00	12.12
		KAR	372.00	372.00	347.50	0.00	7.05
		QTA	192.00	192.00	192.00	0.00	0.00
097. Steel Products							
4291201. STAINLESS STEEL DEGCHI MED. SIZE	EACH	LAH	600.00	600.00	500.00	0.00	20.00
		GJT	455.00	455.00	455.00	0.00	0.00
		KAR	625.00	625.00	442.50	0.00	41.24
4291202. STAINLESS STEEL TABLE SPOON SUP.	EACH	LAH	350.00	350.00	300.00	0.00	16.67
		GJT	175.00	175.00	175.00	0.00	0.00
		KAR	260.00	260.00	260.00	0.00	0.00
4291203. STAINLESS STEEL PLATE LIGHT	DOZ.	LAH	700.00	700.00	700.00	0.00	0.00
		GJT	500.00	500.00	500.00	0.00	0.00
		KAR	780.00	780.00	780.00	0.00	0.00
4291204. PRESSURE COOKER 4 LTR.	EACH	LAH	1380.00	1380.00	1300.00	0.00	6.15
		GUJ	1000.00	1000.00	1000.00	0.00	0.00
		SKT	1200.00	1200.00	850.00	0.00	41.18
		KAR	1625.00	1625.00	1012.50	0.00	60.49

Contd.

7.10 Intercity Wholesale Prices of Selected Commodities

Group/Commodity/Item Specification	Unit	City	Prices (Rs.)			% Change in Apr., 2015 Over	
			Apr., 2015	Mar., 2015	Apr., 2014	Mar., 2015	Apr., 2014
4291401. NEW TREET BLADE ORDINARY	1000	RAW	2375.00	2375.00	2375.00	0.00	0.00
		KAR	2900.00	2900.00	2900.00	0.00	0.00
4291402. TREET SAFETY RAZOR	DOZ.	LAH	1550.00	1550.00	1550.00	0.00	0.00
		KAR	1185.00	1185.00	1185.00	0.00	0.00
4291403. GILLET SAFETY RAZOR	DOZ.	LAH	342.00	342.00	342.00	0.00	0.00
		RAW	427.50	405.00	391.00	5.56	9.34
		KAR	280.00	280.00	280.00	0.00	0.00
098. Engines & Motors							
4321901. HOLLOW S.MOTOR 326 UP-4.40 HP 46	EACH	LAH	144500.00	144500.00	144500.00	0.00	0.00
099. Vacuum Pumps							
4323001. MULTISTAGE C.PUMPS(PCM 80-3 15 H)	EACH	LAH	77500.00	77500.00	77500.00	0.00	0.00
4323002. MULTISTAGE C.PUMPS PCM 80-5 25 H)	EACH	LAH	109000.00	109000.00	109000.00	0.00	0.00
100. Air Conditioners							
4391201. PEL AIR CONDITONER 1.5 TON	EACH	LAH	38000.00	38000.00	27500.00	0.00	38.18
		RAW	36250.00	36250.00	36250.00	0.00	0.00
		KAR	42000.00	42000.00	42000.00	0.00	0.00
4391202. WAVES AIR CONDITIONER 1.5 TON.	EACH	LAH	44000.00	44000.00	30500.00	0.00	44.26
		RAW	37750.00	37750.00	37750.00	0.00	0.00
		GJT	39500.00	35000.00	35000.00	12.86	12.86
		KAR	41000.00	41000.00	41000.00	0.00	0.00
		HYD	40000.00	40000.00	40000.00	0.00	0.00
		QTA	39200.00	39200.00	39200.00	0.00	0.00
101. Cultivators							
4411201. CULTIVATOR (ORDINARY) 9 TIMES	EACH	GUJ	45000.00	45000.00	45000.00	0.00	0.00
4411202. CULTIVATOR (SPECIAL) 11 TIMES	EACH	GUJ	55000.00	55000.00	60000.00	0.00	-8.33
102. Chuff Cutter							
4412301. CHUFF CUTTER	EACH	FAS	7000.00	7000.00	7000.00	0.00	0.00
103. Tractors							
4414101. TRACTOR MF-240	EACH	LAH	754000.00	754000.00	754000.00	0.00	0.00
4414102. TRACTOR MF-385	EACH	LAH	1223800.00	1223800.00	1223800.00	0.00	0.00
104. Lathe Machines							
4421301. LATHE MACHINE 3' (PAK MADINA)	EACH	LAH	72500.00	72500.00	72500.00	0.00	0.00
4421302. LATHE MACHINE 4.5' (PAK MADINA)	EACH	LAH	100000.00	100000.00	100000.00	0.00	0.00
4421303. LATHE MACHINE 6.5' (PAK MADINA)	EACH	LAH	119000.00	119000.00	119000.00	0.00	0.00
4421304. LATHE MACHINE 10' (PAK MADINA)	EACH	LAH	222500.00	222500.00	222500.00	0.00	0.00
105. Concrete Mixture							
4444001. CONC.MIXER 7 NTR. 12HP. STAR.ENG	EACH	LAH	140000.00	140000.00	140000.00	0.00	0.00
4444002. CONC.MIXER 17 NTR. 24HP. STAR.ENG	EACH	LAH	210000.00	210000.00	210000.00	0.00	0.00
106. Fridge,WashM,SewM,Fans,Iron							
4481101. DAWLANCE 10 CFT. DOUBLE DOOR	EACH	LAH	28000.00	28000.00	28000.00	0.00	0.00
		RAW	23750.00	23750.00	23750.00	0.00	0.00
		KAR	31100.00	31100.00	30000.00	0.00	3.67
4481201. WASHING MACHINE NAT. PAK S.F.	EACH	LAH	6000.00	6000.00	5000.00	0.00	20.00
		GUJ	5550.00	5550.00	5550.00	0.00	0.00
		KAR	5000.00	5000.00	5000.00	0.00	0.00
		QTA	5500.00	5500.00	5500.00	0.00	0.00
4481202. WASHING MACHINE SINGER S.F.	EACH	LAH	9500.00	9500.00	9500.00	0.00	0.00
		RAW	9550.00	9550.00	9550.00	0.00	0.00
		KAR	10600.00	10600.00	10600.00	0.00	0.00
4481203. WASHING MACHINE DAWLANCE	EACH	LAH	9500.00	9500.00	9000.00	0.00	5.56
		FAS	8700.00	8700.00	8700.00	0.00	0.00
		GUJ	9400.00	9400.00	8000.00	0.00	17.50
		GJT	9400.00	9400.00	7800.00	0.00	20.51

Contd.

7.10 Intercity Wholesale Prices of Selected Commodities

Group/Commodity/Item Specification	Unit	City	Prices (Rs.)			% Change in Apr., 2015 Over	
			Apr., 2015	Mar., 2015	Apr., 2014	Mar., 2015	Apr., 2014
		KAR	5400.00	5400.00	5400.00	0.00	0.00
		HYD	9000.00	9000.00	9000.00	0.00	0.00
4481204. WASHING MACHINE SUPER ASIA	EACH	LAH	9000.00	9000.00	7500.00	0.00	20.00
		FAS	8800.00	8800.00	8500.00	0.00	3.53
		KAR	5000.00	5000.00	5000.00	0.00	0.00
		HYD	6500.00	6500.00	6500.00	0.00	0.00
4481401. SEWING MACHINE SINGER B.B. H.O	EACH	LAH	5710.00	5710.00	5641.00	0.00	1.22
		KAR	6200.00	6200.00	6580.00	0.00	-5.78
4481402. SINGER ZIG ZAG MACHINE	EACH	LAH	13500.00	13500.00	13200.00	0.00	2.27
		KAR	11900.00	11900.00	11900.00	0.00	0.00
4481403. SEWING MACHINE SALIKA	EACH	LAH	4500.00	4500.00	4500.00	0.00	0.00
		KAR	5600.00	5600.00	5600.00	0.00	0.00
4481501. CEILING FAN MILLAT 48"	EACH	LAH	2300.00	2300.00	2300.00	0.00	0.00
		KAR	2400.00	2400.00	2400.00	0.00	0.00
4481502. CEILING FAN PAK 48"	EACH	LAH	2200.00	2200.00	2200.00	0.00	0.00
		GUJ	2400.00	2400.00	2400.00	0.00	0.00
		KAR	2400.00	2400.00	2400.00	0.00	0.00
4481503. CEILING FAN NATIONAL 56"	EACH	LAH	2200.00	2200.00	2000.00	0.00	10.00
		GUJ	2150.00	2150.00	2150.00	0.00	0.00
		GJT	2300.00	2300.00	2300.00	0.00	0.00
		KAR	2300.00	2300.00	2300.00	0.00	0.00
		HYD	2200.00	2100.00	2000.00	4.76	10.00
4481504. CEILING FAN YOUNIS 56"	EACH	LAH	2300.00	2300.00	2300.00	0.00	0.00
		FAS	2350.00	2350.00	2350.00	0.00	0.00
		GUJ	2350.00	2350.00	2350.00	0.00	0.00
		KAR	2400.00	2400.00	2400.00	0.00	0.00
		PSH	2550.00	2550.00	2550.00	0.00	0.00
		QTA	2750.00	2750.00	2750.00	0.00	0.00
4481505. PADESTAL FAN MILLAT 20"	EACH	KAR	3200.00	3200.00	3200.00	0.00	0.00
4481506. PADESTAL FAN PAK 20"	EACH	LAH	3300.00	3300.00	2900.00	0.00	13.79
		GJT	3800.00	3800.00	3400.00	0.00	11.76
		KAR	3200.00	3200.00	3200.00	0.00	0.00
		PSH	3800.00	3800.00	3550.00	0.00	7.04
4481507. EXHAUST FAN CLIMAX 12"	EACH	LAH	1600.00	1600.00	1500.00	0.00	6.67
		GUJ	1700.00	1700.00	1700.00	0.00	0.00
4481508. EXHAUST FAN MILLAT 12"	EACH	KAR	1600.00	1600.00	1600.00	0.00	0.00
4481509. EXHAUST FAN PAK. NATIONAL 12"	EACH	LAH	1500.00	1500.00	1400.00	0.00	7.14
		GUJ	1900.00	1900.00	1900.00	0.00	0.00
		GJT	1800.00	1800.00	1800.00	0.00	0.00
		KAR	1600.00	1600.00	1600.00	0.00	0.00
4481601. IRON NATIONAL PAK AUTOMATIC	EACH	LAH	400.00	400.00	350.00	0.00	14.29
		GUJ	850.00	850.00	850.00	0.00	0.00
		KAR	525.00	525.00	525.00	0.00	0.00
		PSH	800.00	800.00	800.00	0.00	0.00
4481602. IRON PHILIPS HD 1120/R	EACH	LAH	1250.00	1250.00	1250.00	0.00	0.00
		GUJ	2100.00	2100.00	2100.00	0.00	0.00
		KAR	1360.00	1360.00	850.00	0.00	60.00
107. Electric Wires							
4634001. FLEXIBLE WIRE 2999-14 0076	90 MTR.	LAH	525.00	525.00	462.50	0.00	13.51
		MUL	1100.00	1100.00	900.00	0.00	22.22
		KAR	890.00	890.00	890.00	0.00	0.00
		PSH	800.00	800.00	750.00	0.00	6.67
		QTA	505.00	505.00	505.00	0.00	0.00

Contd.

7.10 Intercity Wholesale Prices of Selected Commodities

Group/Commodity/Item Specification	Unit	City	Prices (Rs.)			% Change in Apr., 2015 Over	
			Apr., 2015	Mar., 2015	Apr., 2014	Mar., 2015	Apr., 2014
4634002. PVC WIRE SINGLE CORE	90 MTR.	LAH	850.00	850.00	762.50	0.00	11.48
		MUL	1400.00	1400.00	1400.00	0.00	0.00
		KAR	890.00	890.00	890.00	0.00	0.00
		PSH	950.00	950.00	850.00	0.00	11.76
		QTA	600.00	600.00	600.00	0.00	0.00
108. Lighting Equipments							
4653101. PHILIPS TL. LAMP 40 W.	EACH	GUJ	96.00	96.00	96.00	0.00	0.00
		GJT	96.00	96.00	96.00	0.00	0.00
		KAR	85.00	85.00	85.00	0.00	0.00
		PSH	97.50	97.50	97.50	0.00	0.00
		QTA	90.00	90.00	90.00	0.00	0.00
4653102. PHILIPS ELECTRIC BULB 100W(GLS)	100 BUL	LAH	2000.00	2000.00	1750.00	0.00	14.29
		RAW	2950.00	2950.00	2525.00	0.00	16.83
		KAR	2800.00	2800.00	2800.00	0.00	0.00
		PSH	2900.00	2900.00	2900.00	0.00	0.00
4653103. PHILIPS ENERGY SAVER 14 W (GLS)	EACH	LAH	150.00	150.00	110.00	0.00	36.36
		RAW	139.00	139.00	139.00	0.00	0.00
		KAR	155.00	155.00	155.00	0.00	0.00
		PSH	170.00	170.00	170.00	0.00	0.00
		QTA	172.00	172.00	172.00	0.00	0.00
109. Radio & Television							
4731201. RADIO 3-5 BAND (CHINA BRAND)	EACH	LAH	175.00	175.00	175.00	0.00	0.00
		RAW	287.50	287.50	287.50	0.00	0.00
		KAR	325.00	325.00	325.00	0.00	0.00
4731301. PHILIPS COLOUR TV. 14"	EACH	LAH	8150.00	8150.00	8150.00	0.00	0.00
		RAW	8250.00	8250.00	8250.00	0.00	0.00
		KAR	8400.00	8400.00	8400.00	0.00	0.00
4731302. L.G.COLOUR TV. 14"	EACH	LAH	8100.00	8100.00	8100.00	0.00	0.00
		RAW	7900.00	7900.00	7900.00	0.00	0.00
		KAR	8150.00	8150.00	8150.00	0.00	0.00
4731303. SONY COLOUR TV 14"	EACH	LAH	13000.00	13000.00	13000.00	0.00	0.00
		RAW	10250.00	10250.00	10250.00	0.00	0.00
		KAR	8000.00	8000.00	8000.00	0.00	0.00
4731304. PANASONIC COLOUR TV 14"	EACH	RAW	9250.00	9250.00	9250.00	0.00	0.00
		KAR	7750.00	7750.00	7750.00	0.00	0.00
4731305. PHILIPS COLOUR TV. 20"	EACH	LAH	11000.00	11000.00	11000.00	0.00	0.00
		RAW	13900.00	13900.00	13900.00	0.00	0.00
		KAR	12750.00	12750.00	12750.00	0.00	0.00
4731306. L.G.COLOUR TV. 20"	EACH	LAH	13400.00	13400.00	13400.00	0.00	0.00
		RAW	12250.00	12250.00	12250.00	0.00	0.00
		KAR	13000.00	13000.00	13000.00	0.00	0.00
4731307. L.G. COLOUR TV. 21"	EACH	LAH	14700.00	14700.00	14700.00	0.00	0.00
		RAW	12250.00	12250.00	12250.00	0.00	0.00
		KAR	16100.00	16100.00	16100.00	0.00	0.00
4731308. SONY COLOUR TV 20"	EACH	LAH	18800.00	18800.00	18800.00	0.00	0.00
		RAW	17100.00	17100.00	17100.00	0.00	0.00
		KAR	17200.00	17200.00	17200.00	0.00	0.00
110. Motor Vehicles							
4911301. CAR SUZUKI MEHRAN 800CC SB308R VX	EACH	KAR	625000.00	625000.00	620000.00	0.00	0.81
4911302. SUZUKI CULTUS 1000CC SF410 VXR M PE	EACH	KAR	1039000.00	1039000.00	1039000.00	0.00	0.00
4911303. SUZUKI RAVI 800 CC PICKUP(ST 308R)	EACH	KAR	637000.00	637000.00	637000.00	0.00	0.00
4911304. CAR TOYOTA 1300 CC XLI	EACH	KAR	1539000.00	1539000.00	1539000.00	0.00	0.00
4911305. CAR HONDA CIVIC 1800CC(iVTEC MANUAL)	EACH	LAH	2021000.00	2021000.00	2051000.00	0.00	-1.46
4911306. ISUZU BUS CHASIS MT 112 K	EACH	KAR	3325000.00	3325000.00	3325000.00	0.00	0.00
4911401. ISUZU TRUCK CHASIS FTR 12 K	EACH	KAR	3850000.00	3850000.00	3850000.00	0.00	0.00

Contd.

7.10 Intercity Wholesale Prices of Selected Commodities

Group/Commodity/Item Specification	Unit	City	Prices (Rs.)			% Change in Apr., 2015 Over		
			Apr., 2015	Mar., 2015	Apr., 2014	Mar., 2015	Apr., 2014	
111. Motorcycles								
4991201. MOTOR CYCLE YB-100ROYAL YAMAHA	EACH	KAR	75375.00	75375.00	75375.00	0.00	0.00	
4991202. MOTOR CYCLE CD-70 HONDA	EACH	KAR	63500.00	69900.00	66350.00	-9.16	-4.30	
4991203. MOTOR CYCLE PAK HERO 70 CC.	EACH	LAH	42000.00	42000.00	42000.00	0.00	0.00	
		MUL	42000.00	42000.00	42000.00	0.00	0.00	
		KAR	46000.00	46000.00	44000.00	0.00	4.55	
4991204. MOTOR CYCLE SUPER ASIA 70 CC.	EACH	LAH	42500.00	42500.00	42500.00	0.00	0.00	
		MUL	45000.00	45000.00	45000.00	0.00	0.00	
		KAR	42500.00	42500.00	42500.00	0.00	0.00	
		HYD	42000.00	42000.00	42000.00	0.00	0.00	
4991205. MOTOR CYCLE SUZUKI STD 110CC.	EACH	KAR	71300.00	71300.00	71300.00	0.00	0.00	
112. Bicycles								
4992101. BICYCLE PECO FOR GENTS POPULAR	EACH	LAH	5000.00	5000.00	5000.00	0.00	0.00	
4992102. BICYCLE PECO FOR BMX SHAHEEN	EACH	LAH	3500.00	3500.00	3500.00	0.00	0.00	
4992103. BICYCLE SOHRAB SUPER	EACH	LAH	6450.00	6450.00	5950.00	0.00	8.40	
		KAR	6450.00	6450.00	6450.00	0.00	0.00	
4992104. BICYCLE SOHRAB VIP STUDENT	EACH	LAH	6300.00	6300.00	5900.00	0.00	6.78	
		KAR	5700.00	5700.00	5700.00	0.00	0.00	

7.11 Intercity Consumer Prices April, 2015

Description	Unit	Rawalpindi	Islamabad	Attock	Jehlum	Lahore	Sahiwal	Gujran-wala
WHEAT	10 KG.	352.50	352.50	327.50	350.00	348.75	340.75	344.00
WHEAT FLOUR FINE/SUPERIOR.	KG.	55.58	58.63	44.50	47.00	45.64	45.00	42.00
WHEAT FLOUR AVG. QLTY	KG.	38.33	38.66	38.81	38.75	39.89	37.00	40.00
WHEAT FLOUR BAG	10 KG.	383.33	386.56	388.13	387.50	390.00	370.00	395.00
MAIDA	KG.	56.50	58.50	50.00	60.00	55.64	50.00	50.00
SUJI	KG.	57.42	59.00	50.00	60.00	61.00	50.00	50.00
BESAN AV. QLTY.	KG.	85.83	93.75	73.50	75.00	81.07	70.00	69.00
RICE BASMATI SUP. QLTY.	KG.	153.75	158.75	147.50	135.00	133.75	120.00	86.25
RICE BASMATI 385/386	KG.	136.25	145.00	115.00	75.00	107.50	80.00	72.50
RICE BASMATI BROKEN AV.QLTY	KG.	79.54	83.75	87.50	75.00	73.57	70.00	57.50
RICE IRRI-6 (SINDH/PUNJAB)	KG.	60.21	61.25	50.00	60.00	64.57	40.00	47.50
VERMICELLI	KG.	92.08	96.25	92.50	80.00	101.07	70.00	75.00
BREAD PLAIN MEDIUM SIZE	EACH	40.00	40.00	40.00	37.50	40.00	40.00	40.00
RUSK (PAPAY)	KG.	240.00	261.25	175.00	230.00	198.75	235.00	160.00
BISCUITS-PACKED	PKT	35.00	35.00	35.00	35.00	35.00	35.00	35.00
BISCUIT-BAKERY (LOOSE)	250 GM	100.42	110.00	72.50	95.00	92.50	110.00	110.00
CORNFLAKS FAUJI 225 GM.	PKT	180.00	180.00	180.00	180.00	176.40	176.40	180.00
SAMOSA (VEGATABLE)	EACH	13.25	14.25	12.00	12.50	16.96	15.00	15.00
PASTRY AV.QLTY.	EACH	32.92	33.44	37.50	30.00	30.18	30.00	35.00
PATTIES (VEGATABLES)	EACH	27.50	28.25	21.00	25.00	30.18	30.00	20.00
NIMCO	250 GM	80.00	79.38	57.50	65.00	65.00	90.00	50.00
CHIPS	250 GM	93.33	95.00	72.50	82.50	77.32	90.00	65.00
BEEF WITH BONE AV.QLTY.	KG	317.50	321.25	260.00	290.00	328.57	250.00	280.00
MUTTON AV.QLTY.	KG	661.67	685.00	575.00	600.00	681.25	500.00	600.00
CHICKEN FARM BROILER (LIVE)	KG	142.92	152.00	142.00	150.00	137.36	145.00	130.00
FISH-RAHU MEDIUM SIZE	KG	275.83	315.00	290.00	265.00	307.14	270.00	235.00
MILK FRESH (UNBOILED)	LTR.	83.33	89.38	72.50	72.50	77.21	60.00	77.50
CURD	KG.	93.75	105.00	77.50	75.00	83.04	70.00	87.50
MILK TETRA PACK 1/2 LTR.	PKT.	60.00	60.00	60.00	60.00	60.00	60.00	60.00
LACTOGEN 400 GRAMS	PKT.	435.00	435.00	435.00	435.00	430.00	445.00	430.00
POWDER MILK NIDO 400GM.	PKT	360.00	360.00	360.00	360.00	360.00	360.00	350.00
MILK POWDER LOOSE/PACKED	KG.	527.50	552.50	510.00	500.00	504.29	470.00	450.00
BUTTER LOCAL PACKED	50 GM.	25.00	25.00	27.00	35.00	32.00	25.00	30.00
EGGS FARM	DOZ	74.33	82.50	82.00	85.00	74.29	87.75	83.00
MUSTARD OIL AV.QLTY.	KG.	232.50	240.00	245.00	210.00	186.43	170.00	150.00
COOKING OIL (DALDA)	2.5LTR	466.25	466.25	465.00	467.50	465.00	460.00	500.00
COOKING OIL (PAKWAN) OTHER BRAND SPECIFY	2.5 LTR	370.00	380.00	364.00	420.00	465.00	460.00	485.00
VEGETABLE GHEE TIN	2.5KG.	461.46	461.25	462.50	462.50	460.00	485.00	460.00
VEGETABLE GHEE (LOOSE)	KG.	142.08	146.25	137.00	150.00	135.39	175.00	135.00
DATES AV.QLTY.	KG.	213.33	240.00	210.00	210.00	188.57	187.50	152.50
PISTACHIO AV.QLTY.	50 GM.	126.67	132.50	122.50	125.00	107.86	135.00	120.00
ALMONDS WHOLE AV.QLTY.	KG.	571.25	600.00	490.00	490.00	672.14	600.00	475.00
COCONUT DRY AV.QLTY.	KG.	304.17	340.00	345.00	325.00	322.50	290.00	280.00
RAISINS AV.QLTY.	50 GM.	23.50	26.50	23.50	22.50	30.43	20.00	20.00
GROUNDNUTS (WITH SHELL)	KG.	213.33	228.75	175.00	240.00	259.29	245.00	210.00
MALTA/MOSAMBI	DOZ	168.33	201.25	190.00	135.00	162.50	105.00	172.50
KINNU	DOZ	135.83	172.50	110.00	125.00	153.57	225.00	105.00
APPLE	KG	124.17	170.00	105.00	115.00	149.64	110.00	125.00
ALOO BUKHARA	KG	0.00	0.00	0.00	0.00	0.00	0.00	0.00
POMEGRANATE (ANNAR)	KG	0.00	0.00	0.00	0.00	0.00	0.00	0.00
GRAPES	KG	0.00	0.00	0.00	0.00	0.00	0.00	0.00
BANANAS	DOZ	125.42	145.00	100.00	110.00	63.93	75.00	70.00
MANGO KALMI	KG	0.00	0.00	0.00	0.00	0.00	0.00	0.00
GUAVA	KG	85.83	105.00	70.00	75.00	86.43	40.00	72.50
WATERMELON (TURBOOZ)	KG	72.92	75.00	65.00	55.00	43.21	50.00	12.50
MUSKMELON (KHARBOOZA)	KG	62.50	76.25	47.50	47.50	61.07	40.00	40.00
SWEETMELON (GARMA)	KG	0.00	0.00	0.00	0.00	0.00	0.00	0.00
PULSE MASOOR (WHOLE)	KG.	129.58	143.13	122.50	120.00	151.07	130.00	112.50
PULSE MASOOR (WASHED)	KG.	137.08	150.63	125.00	140.00	156.07	135.00	150.00
PULSE MOONG (WASHED)	KG.	175.00	183.13	160.25	175.00	173.93	155.00	165.00
PULSE MASH (WASHED)	KG.	173.33	181.25	163.25	190.00	191.43	170.00	175.00
PULSE GRAM	KG.	78.75	90.00	68.00	80.00	72.32	77.50	67.50
GRAM WHOLE BLACK AV.QLTY.	KG.	81.67	90.00	69.00	77.50	67.32	72.50	70.00
GRAM WHOLE YELLOW AV.QLTY	KG.	115.83	123.75	87.50	95.00	133.21	110.00	100.00

Contd.

7.11 Intercity Consumer Prices April, 2015

Description	Unit	Rawalpindi	Islamabad	Attock	Jehlum	Lahore	Sahiwal	Gujran-wala
BEANS (LAL LOBIA)	KG.	164.58	172.50	125.00	160.00	196.43	180.00	142.50
POTATOES	KG	28.33	33.75	16.50	20.00	20.54	21.00	20.00
ONION	KG	52.08	61.88	50.00	47.50	49.29	47.50	45.00
TURNIP	KG	0.00	0.00	0.00	0.00	0.00	0.00	0.00
RADISH	KG	0.00	0.00	0.00	0.00	0.00	0.00	0.00
TOMATOES	KG	48.33	58.75	32.50	37.50	51.43	53.25	52.50
CABBAGE	KG	37.08	43.13	27.50	27.50	31.43	27.50	30.00
CAULIFLOWER	KG	40.42	46.25	17.00	35.00	30.00	33.00	27.50
BRINJAL	KG	0.00	0.00	0.00	0.00	0.00	0.00	0.00
PUMPKIN	KG	0.00	0.00	0.00	0.00	0.00	0.00	0.00
BOTTLEGOURD	KG	61.67	65.00	77.50	45.00	41.07	40.00	50.00
LADY FINGER	KG	0.00	0.00	0.00	0.00	0.00	0.00	0.00
PEAS	KG	62.08	78.75	60.00	45.00	78.39	108.75	60.00
SPINACH	KG	0.00	0.00	0.00	0.00	0.00	0.00	0.00
TINDA	KG	57.92	67.50	55.00	45.00	183.21	100.00	190.00
TURAI	KG	0.00	0.00	0.00	0.00	0.00	0.00	0.00
KARAILA	KG	0.00	0.00	0.00	0.00	0.00	0.00	0.00
ARVI	KG	0.00	0.00	0.00	0.00	0.00	0.00	0.00
CHILLIES GREEN	KG	110.83	125.00	65.00	75.00	83.93	112.50	80.00
CARROT	KG	44.58	60.00	40.00	37.50	51.43	27.50	40.00
CUCUMBER (KHEERA)	KG	36.88	38.75	21.00	25.00	26.96	20.00	20.00
LEMON	250GM	44.17	47.50	50.00	42.50	31.79	35.00	20.00
SUGAR REFINED	KG.	59.00	61.00	58.00	59.00	58.14	56.00	57.50
GUR AV.QLTY	KG.	106.67	115.00	92.50	100.00	98.04	75.00	82.50
HONEY LANGANESE 500 GM.	BOTTLE	882.92	897.50	845.00	842.50	860.00	820.00	780.00
MILO 200 GM.	BOTTLE	215.00	215.00	215.00	222.50	216.00	220.00	173.33
CUSTARD POWDER RAFHAN 300 GM.	PKT	75.00	75.00	75.00	75.00	75.00	75.00	75.00
TOFFEE (HILAL)	EACH	2.00	2.00	1.00	2.00	1.00	2.00	1.00
CHOWKELATE CANDY (SMALL SIZE)	EACH	5.00	5.00	5.00	5.00	5.00	5.00	5.00
SWEETMEAT (MIXED)	KG	370.83	396.25	270.00	350.00	261.43	370.00	360.00
ICE CREAM WALLS	CUP.	40.00	40.00	40.00	40.00	40.00	40.00	40.00
ICE	KG	17.50	17.50	15.00	17.50	15.00	10.00	5.00
JAM AHMED/MITCHELLES	BOTTLE	150.00	150.00	150.00	150.00	135.00	140.00	130.00
SQUASH-MITCHELLES	BOTTLE	160.00	160.00	160.00	160.00	150.00	150.00	145.00
ROOH AFZA	BOTTLE	150.00	150.00	150.00	150.00	150.00	150.00	150.00
JAM-E-SHIREEN	BOTTLE	160.00	160.00	160.00	160.00	160.00	150.00	155.00
SAUNF	50 GM	20.00	20.00	17.00	17.50	20.00	20.00	20.00
CINAMON LOOSE AV. QLTY	50 GM.	24.75	25.00	24.50	35.00	29.29	29.50	22.50
CUMINSEED WHITE NATIONAL	50 GM.	52.00	52.00	52.00	52.00	52.00	50.00	52.00
PEPPER BLACK NATIONAL	50 GM.	96.00	96.00	96.00	96.00	96.00	96.00	96.00
CLOVES LOOSE AV.QLTY	50 GM.	97.92	97.50	105.00	95.00	93.21	115.00	100.00
CARDAMOM LARGE LOOSE AV.QLTY	50 GM.	156.25	160.00	165.00	165.00	193.04	180.00	180.00
CARDAMOM SMALL AV.QLTY	50 GM.	107.08	120.63	97.50	107.50	82.50	120.00	100.00
SALT-POWDERED (LAHORI) LOOSE	KG.	10.83	11.00	9.00	12.00	10.00	10.00	10.00
SALT POWDERED (NATIONAL/SHAN)	PKT	25.00	25.00	25.00	25.00	25.00	25.00	25.00
CHILLIES POWD.NATIONAL 200GM	PKT	105.00	105.00	105.00	105.00	105.00	105.00	105.00
CHILLIES POWDER LOOS	KG.	295.83	307.50	245.00	270.00	277.14	235.00	280.00
CORRIANDER SEED POWD.NATIONAL	PKT	104.00	104.00	104.00	104.00	104.00	78.00	88.00
CORRIANDER SEED (LOOSE)	KG.	298.33	300.00	290.00	280.00	327.14	320.00	260.00
TURMERIC POWD.NATIONAL 50GM	PKT.	35.00	35.00	35.00	35.00	35.00	35.00	35.00
CURRY POWD. NATIONAL 200 GM	PKT.	87.00	87.00	87.00	87.00	87.00	87.00	87.00
TOMATO KETCHUP AHMED/MITCHL	BOTTLE	97.50	97.50	105.00	95.00	85.00	85.00	90.00
PICKLES AHMED/MITCHELLES	BOTTLE	105.00	105.00	105.00	105.00	100.00	95.00	95.00
VINEGAR SYNTHETIC (SIRKA)	BOTTLE	100.00	100.00	77.50	95.00	80.00	80.00	70.00
GARLIC	KG	160.00	185.00	125.00	150.00	146.07	132.50	145.00
GINGER	KG	185.83	242.50	175.00	165.00	165.71	155.00	250.00
TAPAL DANEDAR TEA 200GM PACKET	PKT	136.84	136.84	136.84	136.84	136.84	129.47	126.32
TEA LIPTON YELLOW LABEL 200GM.	PKT.	149.47	149.47	149.47	149.47	149.47	149.47	149.47
TEA LOOSE KENYA AV.QLTY 250GM.	PKT.	137.50	137.50	147.50	135.00	116.07	140.00	160.00
COFFEE-NESCAFE 75 GM. **	BOTTLE	355.00	355.00	355.00	340.00	360.00	330.00	340.00
COLD DRINK (STANDARD SIZ)	BOTTLE	25.00	25.00	20.00	25.00	21.00	25.00	20.00
FRUIT JUICE TETRA PACK	PKT.	17.50	17.50	15.00	17.50	20.00	18.00	25.00
MINERAL WATER NESTLE 1.5 LTR	BOTTLE	50.00	50.00	50.00	48.50	45.00	50.00	45.00
CIGARETTES K-2 10'S **	PKT	45.00	45.00	45.00	44.00	45.00	46.00	45.00

Contd.

7.11 Intercity Consumer Prices April, 2015

Description	Unit	Rawalpindi	Islamabad	Attock	Jehlum	Lahore	Sahiwal	Gujran-wala
CIGARETTES CAPSTAN 10'S **	PKT	50.00	50.00	50.00	48.50	50.00	50.00	50.00
CIGARETTES GOLD LEAF 20'S	PKT	100.00	100.00	100.00	98.00	100.00	100.00	100.00
CIGARETTES MORVEN GOLD 20'S	PKT	50.00	50.00	50.00	48.50	50.00	50.00	50.00
BETEL LEAVES	50GM.	83.33	86.25	77.50	60.00	73.39	55.00	60.00
BETEL NUTS	KG.	503.33	535.00	465.00	325.00	322.86	300.00	300.00
LONG CLOTH 57" GUL AHMED/AL-KARAM	METER	195.00	205.00	175.00	260.00	247.14	240.00	137.50
SHIRTING AV.QLTY.	METER	175.00	182.50	165.00	175.00	118.57	275.00	175.00
PANT CLOTH W & WEAR AV.QLTY	METER	412.92	396.25	412.50	385.00	277.14	475.00	355.00
LAWN PRINTED GUL AHMED/AL-KARAM	METER	270.00	287.50	267.50	265.00	261.07	387.50	205.00
GEORGETTE AV.QLTY	METER	152.50	155.00	152.50	145.00	110.54	110.00	132.50
LINEN AV.QLTY ***	METER	153.75	161.25	155.00	155.00	160.18	225.00	112.50
HEAVY WT SUITING LAWERNCPUR AVG QLTY	METER	1425.00	1425.00	1425.00	1425.00	1375.00	1100.00	1050.00
HEAVY WT SUITING LAWERNCPUR SUP QLTY	METER	1825.00	1825.00	1825.00	1825.00	1975.00	1250.00	2350.00
TROPICAL SUITING LAW.PUR	METER	1325.00	1325.00	1325.00	1325.00	1050.00	1050.00	925.00
PANT BOY 24"/26" LENGTH.	EACH	525.00	550.00	537.50	512.50	350.71	562.50	725.00
SHIRT BOY 24"/26" LENGTH	EACH	359.58	375.00	362.50	375.00	331.79	425.00	425.00
SCHOOL UNI. PANT,SHIRT BOYS	SUIT	510.00	545.63	525.00	540.00	633.93	700.00	975.00
SCHOOL UNI. KAMEEZ,SHAL.BOYS	SUIT	507.92	550.00	512.50	482.50	448.21	475.00	925.00
SCHOOL UNI. KAMEEZ,SHAL.GIRL	SUIT	475.00	471.88	485.00	455.00	539.29	437.50	925.00
FROCK W/WEAR GIRLS	EACH	1837.50	1868.75	1825.00	1162.50	1078.57	1100.00	925.00
AWAMI-SUIT W & W(BOY) 24"/26	SUIT	1783.33	1825.00	1675.00	1275.00	939.29	1550.00	1125.00
AWAMI-SUIT W&W (GENTS)AV.QLTY	SUIT	1854.17	1893.75	1750.00	1600.00	1060.71	1550.00	1125.00
PULLOVER GENTS OXFORD/BON.	EACH	2950.00	2950.00	2950.00	2935.00	2890.00	2880.00	3050.00
PULLOVER LADIES OXFORD/BON.	EACH	2950.00	2950.00	2950.00	2935.00	2970.00	2740.00	2850.00
PULLOVER (GENTS) OTHERS A.QTY	EACH	1141.67	1156.25	1100.00	875.00	967.86	850.00	525.00
SECOND-HAND COAT FOR MEN	EACH	500.00	500.00	425.00	437.50	576.79	362.50	550.00
SECONDHAND SWEETER FOR MEN DUP QLTY	EACH	302.08	0.00	235.00	167.50	467.86	275.00	600.00
SECONDHAND WINTER JACKET	EACH	575.00	0.00	475.00	462.50	617.86	375.00	650.00
UNDERWEAR AV.QLTY MEDIUM SIZE	EACH	210.83	215.00	175.00	182.50	140.54	150.00	125.00
VEST FOR MEN AV.QLTY.	EACH	215.83	215.00	175.00	182.50	146.07	160.00	125.00
VEST/SHAMEEZ (WOMEN) AVG. QLTY	EACH	213.33	220.00	205.00	145.00	198.21	175.00	142.50
SOCKS NYLON (PAKISTANI)	PAIR	89.58	102.50	77.50	87.50	90.71	115.00	110.00
BRASSIER AV.QLTY.	EACH	234.17	240.00	190.00	105.00	125.36	210.00	172.50
BRASSIER SUP QLTY	EACH	536.25	579.38	500.00	305.00	607.14	542.50	335.00
DOPATTA GEORGETTE AV.QLTY.	EACH	350.00	362.50	327.50	325.00	317.86	275.00	275.00
DOPATTA COTTON AV GLTY	EACH	316.25	337.50	290.00	225.00	158.57	190.00	185.00
CHADDAR (W/WEAR) (2x2.5 MTR)	EACH	392.92	418.75	387.50	412.50	329.46	375.00	375.00
LUNGI/DHOTI(COTTON) AVG. QLTY	EACH	406.67	420.63	375.00	205.00	231.07	375.00	250.00
HANDKERCHIEF AVG. QLTY PAK	EACH	33.75	35.25	32.50	22.50	25.71	50.00	50.00
HANDKERCHIEF SUP. QLTY PAK	EACH	50.42	60.00	45.00	32.50	37.50	75.00	75.00
GLOVES AV QLTY	PAIR	155.00	157.50	155.00	145.00	73.21	120.00	105.00
AZARBAND COTTON AVG. QLTY	EACH	17.50	17.50	17.50	22.50	15.36	20.00	25.00
SEWING THREAD/REEL(ASLI PARI)	EACH	9.00	9.00	7.50	9.00	7.00	6.00	6.00
WASHING CHARGES PAINT & SHIRT	SUIT	90.00	90.00	90.00	175.00	53.21	130.00	175.00
DRY CLEANING SUIT COAT PANT	SUIT	583.33	593.75	280.00	475.00	370.00	337.50	400.00
WASHING CH. (KAMIZ-SHALWAR)	PAIR	89.17	90.00	60.00	90.00	51.07	80.00	120.00
TAILORING SHIRT	EACH	366.67	387.50	325.00	475.00	333.04	425.00	300.00
TAILORING CHARGES PANT (MEN)	EACH	762.50	812.50	525.00	750.00	478.57	675.00	425.00
TAILORING COAT-PANT SUIT	SUIT	3466.67	3562.50	2900.00	3150.00	4360.71	4250.00	3050.00
TAILORING AWAMI-SUIT (MALE)	SUIT	570.83	643.75	525.00	562.50	519.64	575.00	475.00
TAILORING SUIT FEMALE	SUIT	479.17	550.00	475.00	475.00	469.64	450.00	425.00
GENTS SHOES PAUL BATA	PAIR	1199.00	1199.00	1199.00	1199.00	1199.00	1199.00	1199.00
GENTS SANDAL BATA	PAIR	699.00	699.00	699.00	699.00	699.00	699.00	699.00
GENTS SPOUNG CHAPPAL BATA	PAIR	179.00	179.00	179.00	179.00	179.00	179.00	179.00
LADIES SANDAL BATA	PAIR	499.00	499.00	499.00	499.00	499.00	499.00	499.00
LADIES SPOUNG CHAPPAL BATA	PAIR	179.00	179.00	179.00	179.00	179.00	179.00	179.00
CHILD SHOE POWER LITE BATA	PAIR	599.00	599.00	599.00	599.00	599.00	599.00	599.00
GENTS SHOE, ART 1109 SERVICE	PAIR	999.00	999.00	999.00	999.00	999.00	999.00	999.00
NYLON JOGGER 27 SIZE 2-5 ***	PAIR	1299.00	1299.00	1299.00	1299.00	1299.00	1299.00	1299.00
CHINA FOOT WEAR AV. QLTY (MALE) *	PAIR	925.00	975.00	825.00	825.00	744.64	450.00	450.00
CHINA FOOT WEAR AV. QLTY (FEMALE) *	PAIR	825.00	875.00	825.00	675.00	637.50	500.00	350.00
CHINA FOOT WEAR AV. QLTY (CHILDREN) *	PAIR	783.33	825.00	625.00	675.00	483.93	450.00	320.00
SHOE REPAIR HALF SOLE	PAIR	121.67	125.00	105.00	115.00	105.00	100.00	95.00
SHOES POLISH CHARGES AVERAGE SHOP	PAIR	20.00	20.00	20.00	20.00	15.00	15.00	15.00

Contd.

7.11 Intercity Consumer Prices April, 2015

Description	Unit	Rawalpindi	Islamabad	Attock	Jehlum	Lahore	Sahiwal	Gujran-wala
HOUSE RENT (combined)	MONTH	13196.00	44888.00	4106.00	5730.00	12396.00	7403.00	5007.00
rent 2	pm	13196.00	44888.00	4106.00	5730.00	12396.00	7403.00	5007.00
RENT3	PM	13196.00	44888.00	4106.00	5730.00	12396.00	7403.00	5007.00
RENT4	PM	13196.00	44888.00	4106.00	5730.00	12396.00	7403.00	5007.00
RENT5	PM	13196.00	44888.00	4106.00	5730.00	12396.00	7403.00	5007.00
RENT6	PM	13196.00	44888.00	4106.00	5730.00	12396.00	7403.00	5007.00
SYNTHETIC ENEMAL ROBIALAC BALTI 3.64 LTR.	EACH	1770.00	1770.00	1830.00	1825.00	1935.00	1650.00	1790.00
SYNTHETIC ENEMAL ICI BALTI 3.64 LTR.	EACH	1810.00	1810.00	1850.00	1900.00	1935.00	2050.00	2138.00
CEMENT (LOCAL) SPECIFY BRAND NAME	BAG	502.50	510.00	502.50	507.50	507.50	490.00	505.00
BRICKS (NEW) IST CLASS	P/1000	8900.00	8900.00	7775.00	7400.00	8750.00	6000.00	9000.00
CEMENT BLOCKS (6"x8"x12")	P/100	0.00	0.00	0.00	0.00	0.00	0.00	0.00
BAJREE	100CFT	3650.00	3650.00	3350.00	3450.00	5750.00	5000.00	5000.00
SAND (BLACK PIT SAND)	K100CFT	2950.00	2950.00	1425.00	2295.00	2557.14	3200.00	2350.00
TIMBER SHESHAM LOG IST QUALITY	cubmt.	66215.00	66215.00	66215.00	64890.50	64547.50	60027.00	50323.50
IRON BAR (M.S. BAR) 1/2"	P/TON	77000.00	77000.00	71250.00	74500.00	76500.00	74500.00	74000.00
CARPENTER WAGE RATE	P/DAY	1000.00	1000.00	725.00	800.00	830.36	675.00	750.00
MASON (RAJ) WAGE RATE	P/DAY	1000.00	1000.00	750.00	800.00	926.79	675.00	950.00
UNSKILLED LABOUR WAGE RATE	P/DAY	600.00	600.00	450.00	500.00	600.00	400.00	500.00
PLUMBER WAGE RSTE	P/DAY	1000.00	1000.00	725.00	800.00	826.79	0.00	700.00
ELECTICIAN WAGE RATE PER DAY **	P/DAY	0.00	0.00	0.00	0.00	828.57	100.00	700.00
ELECTICIAN WAGE RATE PER POINT **	P/PNT	175.00	190.00	135.00	170.00	152.50	137.50	127.50
WATER CHARGES PER HOUSE	P/MONTH	139.00	96.00	80.00	80.00	300.00	30.00	100.00
ELECT.CHARGES UPTO 50 UNITS	P/UNIT	2.00	2.00	2.00	2.00	2.00	2.00	2.00
ELECT.CHARGES 01 - 100 UNIT	P/UNIT	5.79	5.79	5.79	5.79	5.79	5.79	5.79
ELECT.CHARGES 101 - 300 UNIT	P/UNIT	9.90	9.90	9.90	9.90	9.90	9.90	9.90
ELECT.CHARGES 301 - 1000 UNIT	P/UNIT	15.63	15.63	15.63	15.63	15.63	15.63	15.63
ELECT.CHARGES ABOVE 1000 UNIT	P/UNIT	17.71	17.71	17.71	17.71	17.71	17.71	17.71
ELEC	PM	10.21	10.21	10.21	10.21	10.21	10.21	10.21
GAS CHR9 upto 3.3719 MMBTU	MMBTU	124.18	124.18	124.18	124.18	124.18	124.18	124.18
GAS CHR9 3.3719 - 6.7438 MMBTU	MMBTU	248.37	248.37	248.37	248.37	248.37	248.37	248.37
GAS CHR9 6.7438 - 10.1157 MMBTU	MMBTU	248.37	248.37	248.37	248.37	248.37	248.37	248.37
GAS CHR910.1157 - 13.4876 MMBTU	MMBTU	620.91	620.91	620.91	620.91	620.91	620.91	620.91
GAS	PM	620.91	620.91	620.91	620.91	620.91	620.91	620.91
GAS	PM	372.55	372.55	372.55	372.55	372.55	372.55	372.55
KEROSENE OIL	LTR	95.00	100.00	81.25	77.50	73.00	85.00	80.50
FIREWOOD WHOLE	40 KG.	741.67	785.00	510.00	625.00	731.43	500.00	700.00
CHAIR SHESHAM WOOD WITH ARMS **	EACH	3258.33	3387.50	2600.00	2750.00	1921.43	3250.00	2250.00
CHAIR PLASTIC (CHAIRMAN) AVERAGE QUALITY	EACH	725.00	725.00	725.00	825.00	725.00	775.00	525.00
TABLE SHESHAM WOOD (4X2X5") ***	EACH	5250.00	5250.00	4650.00	3750.00	8785.71	6500.00	10250.00
SOFASET WOODEN WITH FOAM SEAT **	SET	19500.00	20750.00	19000.00	15750.00	19285.71	23000.00	17750.00
COT IRON (WITH NIWAR)AV.QLTY.	EACH	1966.67	2087.50	1800.00	1550.00	2500.00	2200.00	1650.00
ALMIRAH (STEEL) 6'X3' 20 GUAGE	EACH	8558.33	8750.00	8200.00	7750.00	9964.29	12000.00	9300.00
DINNING TABLE 6 CHAIRS A.QLTY	SET	20666.67	23125.00	19000.00	19500.00	18892.86	27000.00	25000.00
SINGLE BED WITHOUT FOAM MED.	EACH	4900.00	4900.00	4750.00	4750.00	7928.57	10500.00	10500.00
MATRESS SINGLE(4"THICK)	EACH	4900.00	4900.00	4900.00	4800.00	5000.00	5700.00	5000.00
FARSHI DARI 12'X9' AV.QLTY	EACH	1766.67	1793.75	1550.00	1025.00	1607.14	1200.00	925.00
DARI COTTON (6'x2 1/2') AV.QL	EACH	831.67	846.88	687.50	375.00	459.64	1000.00	450.00
CARPET PLAIN AV. QLTY	SQFT.	28.92	29.00	25.50	32.50	37.50	35.00	37.50
QUILT (LIHAF) 3 KG. COTTON	EACH	975.00	1031.25	875.00	625.00	1328.57	1200.00	1025.00
BLANKET (90" x 54")	EACH	4000.00	4075.00	3100.00	2950.00	5000.00	3800.00	2900.00
BEDSHEET SINGLE BED SUP.QLTY	EACH	514.58	546.88	475.00	475.00	546.43	550.00	475.00
BED SHEET DOUBLE WITH TWO PILLOW COVERS SUP QLTY	SET	1162.50	1225.00	1225.00	1025.00	932.14	1000.00	1150.00
TOWEL(3'x2') AV. QALTY	EACH	346.67	348.75	265.00	262.50	276.43	300.00	175.00
CEILING FAN 48" SUPER QLTY **	EACH	3175.00	3175.00	3275.00	2800.00	2750.00	3495.00	2700.00
PEDESTAL FAN 22" SUPER QLTY	EACH	3475.00	3475.00	3700.00	3525.00	4000.00	5260.00	4100.00
REFG. DAWLENCE 10 CFT. D.DOOR	EACH	30500.00	30500.00	29900.00	30000.00	35000.00	30400.00	29500.00
D-FREEZER WAVES 8 CFT.	EACH	29900.00	29900.00	29650.00	29900.00	28000.00	29000.00	29200.00
AIRCONDITIONER 1.5 TON PEL	EACH	41000.00	41000.00	41000.00	42400.00	40000.00	42000.00	40000.00
SPLIT AIR CONDITIONER 1.5 TON (SPECIFY BRAND NAME)	EACH	41500.00	41500.00	41000.00	43300.00	48000.00	46000.00	46000.00
AIRCOOLER SUPER ASIA	EACH	8500.00	8500.00	11600.00	12250.00	13500.00	10000.00	12000.00
WASHING MACHINE SINGER	EACH	15650.00	15650.00	16100.00	15650.00	15600.00	15600.00	15600.00
SEWING MACHINE(SINGER)	EACH	6095.00	6095.00	5860.00	5895.00	6295.00	6260.00	5860.00
GIZER LARGE SIZE 30 GALLON CAPACITY SUP QLTY	EACH	22900.00	22900.00	23500.00	14250.00	22600.00	21400.00	13200.00
GAS BURNER DOUBLE SPFY.BRAND	EACH	1920.83	2050.00	1750.00	1850.00	1750.00	1400.00	1300.00

Contd.

7.11 Intercity Consumer Prices April, 2015

Description	Unit	Rawalpindi	Islamabad	Attock	Jehlum	Lahore	Sahiwal	Gujran-wala
ELECT. IRON PHILIPS MDL.1120	EACH	1900.00	1900.00	1900.00	1775.00	1300.00	2750.00	2200.00
ELECTRIC JUICER FOR APPLE	EACH	7550.00	7550.00	7100.00	7375.00	13000.00	9250.00	4200.00
S.STEEL DEGHCHI MEDIUM SIZE ***	EACH	641.67	650.00	515.00	612.50	735.71	475.00	1185.00
ALUMINIUM COOKING PAN (DEGCHI) MED SIZE	EACH	577.08	612.50	490.00	575.00	664.29	450.00	928.00
NON STICK COOKING PAN (DEGCHI) SUP. QLTY	EACH	985.42	1012.50	725.00	925.00	1085.71	1150.00	1550.00
FRYING PAN STEEL AVG. QLTY MED. SIZE	EACH	462.50	487.50	375.00	375.00	630.36	450.00	575.00
TAWA IORN (MEDIUM SIZE) AVG. QLTY	EACH	290.00	323.75	240.00	255.00	482.14	475.00	412.50
S.STEEL PLATE A.QLTY.(M.SIZE)	EACH	85.83	82.50	72.50	55.00	78.93	60.00	110.00
TABLE SPOON S.STEEL SUP.QLTY.	DOZEN	386.25	384.38	290.00	375.00	366.07	475.00	575.00
WATER SET JUG+6 GLASSES (OMROC)	SET	406.67	410.00	362.50	385.00	730.36	470.00	350.00
TEA SET PAK. CHINAWARE 21 PCS.	SET	2229.17	2250.00	1900.00	1825.00	1557.14	2200.00	1800.00
DINNER SET PLASTIC 72 PIECES SUPERIOR QLTY	SET	7408.33	7650.00	6650.00	4250.00	5785.71	6300.00	5900.00
HOTPOT SET PLASTIC 3 PCS.	SET	1616.67	1625.00	1450.00	1375.00	1510.71	1275.00	1150.00
BUCKET(BALTI) PLASTIC MED.SIZ	EACH	257.50	273.75	245.00	315.00	478.57	300.00	300.00
LOTA PLASTIC (MED SIZE) AVERAGE QUALITY	EACH	62.92	73.13	42.50	37.50	49.64	75.00	40.00
PRESURE COOKER 4 LTR.	EACH	1775.00	1775.00	1575.00	1675.00	1540.00	1200.00	1750.00
WATER COOLER 9/10 LTR.PLASTIC ***	EACH	605.42	625.00	475.00	512.50	512.50	650.00	700.00
THERMOS STARVAC 1 LTR	EACH	487.50	525.00	475.00	437.50	525.00	450.00	600.00
BULB PHILIPS 100-WATTS	EACH	35.00	35.00	27.50	35.00	35.00	33.50	30.00
TUBE LIGHT PHILIPS 40 WATTS	EACH	100.00	100.00	110.00	110.00	100.00	95.00	100.00
ELECTRIC BLUBS "0" WATTE LOCAL	EACH	27.50	27.50	27.50	25.00	20.00	25.00	18.00
ELECTRIC BLUB ENERGY SAVER 14 WATTS	EACH	167.50	167.50	165.00	167.50	170.00	160.00	160.00
WASHING SOAP 250 GMS SPECIFY BRAND NAME	EACH	40.00	40.00	40.00	40.00	40.00	40.00	30.00
SURF EXCEL 400 GMS POLY BAG	EACH	125.00	125.00	125.00	125.00	125.00	125.00	125.00
WASHING POWDER 1000 GRM	EACH	185.00	185.00	185.00	185.00	185.00	185.00	185.00
WASHING POWDER (WHEEL/ BONUS) 100 GRAMS	EACH	125.00	125.00	125.00	125.00	95.00	95.00	95.00
CLEANSER POWDER VIM 1000 GM	PKT.	77.78	77.78	77.78	77.78	77.78	77.78	66.67
FINIS 500 ML	BOTTLE	237.50	237.50	237.50	237.50	229.41	196.87	193.75
PHNYLE TYPHONE/FINIS/CARRANITE 3 LITRES	BOTTLE	169.09	169.09	169.09	169.09	145.00	150.00	140.00
HARPIC	BOTTLE	145.00	145.00	145.00	145.00	145.00	145.00	135.00
BOOT POLISH CHERRY/KIWI 50ML	EACH	111.11	111.11	111.11	111.11	100.00	111.11	111.11
ROBIN BLUE (35 GRAMS)	PKT.	50.00	50.00	50.00	50.00	50.00	50.00	50.00
TISSU PAPER PERFUMED 100 PCS.	PKT	110.00	110.00	110.00	110.00	115.00	95.00	95.00
TOILET PAPER ROLL (R.PETEL)	P/ROLL	40.00	40.00	40.00	38.00	38.00	40.00	38.00
BOOT POLISH LIQUID CHEERY BLOSSOM KIWI 75 ML	BOTTLE	150.00	150.00	140.00	150.00	150.00	150.00	140.00
MATCH BOX SMALL	EACH	2.00	2.00	9.50	2.00	1.00	2.00	2.00
DRY CELL 1.5 VOLT(LOCAL)	EACH	30.00	30.00	30.00	22.50	25.00	30.00	15.00
HAND STITCHING NEEDLE M.SIZE	PACKET	10.00	10.00	7.75	9.00	7.50	10.00	5.00
SEWING MACHINE NEEDLE (SINGER)	EACH	5.00	5.00	5.00	5.00	10.00	5.00	6.00
HOUSEHOLD SERVANT FEMALE P/T	P/MNTH	1858.33	2000.00	1300.00	1700.00	1792.86	1500.00	1550.00
MARRIAGE HALL WITH FURNITURE	P/HEAD	146.25	155.00	125.00	125.00	143.57	150.00	115.00
SEPTRAN TABLETS	10TAB.	16.00	16.00	16.00	16.00	16.10	16.50	16.00
BRUFEN TABS 200-MG.	10TAB.	10.00	10.00	10.00	10.00	10.00	10.00	10.00
PANADOL TAB. EXTRA/PLAIN	10TAB.	10.00	10.00	10.00	10.00	10.00	10.00	10.00
DISPRIN TAB.	10TAB.	10.00	10.00	10.00	10.00	10.00	10.00	10.00
TRISIL TAB.	10 TAB	10.00	10.00	10.00	10.00	10.00	10.00	10.00
FLAGYL TAB. 200 MG.	10TAB.	10.00	10.00	10.00	10.00	10.00	10.00	10.00
VENTOLIN TAB. 2MG.	10TAB.	9.00	9.00	9.00	9.00	9.00	9.00	9.00
DAONIL TAB. 5 MG.	10TAB.	17.00	17.00	17.00	17.00	17.00	17.00	17.00
ENTOX TAB.	10TAB.	10.00	10.00	10.00	10.00	10.00	10.00	10.00
RENITEC TAB. 5 MG.	10TAB.	59.00	59.00	59.00	59.00	59.00	59.00	59.00
CAC. 1000 TAB	BOTTLE	122.00	122.00	122.00	122.00	122.00	122.00	122.00
AMOXIL CAPSOLE 250 MG.S	10CAP.	36.00	36.00	36.00	36.00	36.00	36.00	36.00
CALCIUM SYRUP SANDOZ	BOTTLE	64.00	64.00	64.00	64.00	64.00	64.00	64.00
LEDERPLEX SYRUP	BOTTLE	35.00	35.00	35.00	35.00	35.00	35.00	35.00
SANCOS SYRUP (50 ML.)	BOTTLE	30.00	30.00	30.00	30.00	30.00	30.00	30.00
PHENERGAN SYRUP 120 ML.	BOTTLE	33.00	33.00	33.00	33.00	33.00	33.00	33.00
CALPOL SYRUP 60 ML.	BOTTLE	28.00	28.00	28.00	28.00	28.00	28.00	28.00
HYDRYLLIN SYRUP 120 ML.	BOTTLE	65.00	65.00	65.00	65.00	65.00	65.00	65.00
POLYFAX EYE OINTMENT	TUBE	21.00	21.00	21.00	21.00	21.00	21.00	21.00
BETNESOL EYE DROPS	BOTTLE	33.89	33.89	33.89	33.89	33.89	33.89	33.89
EAR DROPS (CARDISPORINE) ***	BOTTLE	21.00	21.00	21.00	21.00	21.00	21.00	21.00
BETNOVATE-N OINTMENT 5 GMS	TUBE	16.00	16.00	16.00	16.00	16.00	16.00	16.00
BURNOL CREAM 30 GRM	TUBE	16.00	16.00	16.00	16.00	16.00	16.00	16.00

Contd.

7.11 Intercity Consumer Prices April, 2015

Description	Unit	Rawalpindi	Islamabad	Attock	Jehlum	Lahore	Sahiwal	Gujran-wala
VICKS VAPORUB/BALM	BOTTLE	36.00	36.00	36.00	36.00	36.00	36.00	36.00
GLYCRINE SMALL BOTTLE	BOTTLE	28.00	28.00	22.50	25.00	35.00	25.00	17.00
JOUHAR JOSHANDA	PKT.	8.00	8.00	8.00	8.00	6.00	8.00	8.00
GALXOS-D (450 GRMS)	PKT.	168.75	168.75	168.75	168.75	157.50	168.75	157.50
GRIPE-WATER WOODWARDS	BOTTLE	55.00	55.00	55.00	55.00	50.00	55.00	55.00
SANIPLAST ONE PUTTY	EACH	2.00	2.00	2.00	2.00	2.00	2.00	1.50
O.R.S. (NIMCOL)	PKT.	17.00	17.00	17.00	17.00	17.00	15.00	17.00
DETTOL (MEDIUM)	BOTTLE	46.80	46.80	46.80	46.80	46.80	46.80	46.80
COTTON BANDAGE 2" - 4"	EACH	9.00	9.00	8.00	9.00	8.00	9.00	7.00
THERMOMETER CHINA	EACH	45.00	45.00	50.00	47.50	42.50	45.00	30.00
DOCTOR (MBBS) CLINIC FEE	P/PAT.	166.67	175.00	110.00	125.00	100.00	250.00	75.00
URINE TEST (DR) CHARGES	P/TEST	150.00	161.25	80.00	90.00	155.00	100.00	100.00
BLOOD TEST (CP) CHARGES	P/TEST	325.00	325.00	200.00	250.00	575.00	225.00	300.00
SUGAR TEST (RANDOM/FASTING BOTH) CHARGES	P/TEST	210.00	300.00	170.00	197.50	150.00	110.00	200.00
EKG CHARGES	P/TEST	264.58	312.50	150.00	250.00	300.00	225.00	200.00
X-RAY (CHEST) CHARGES	P/X-RAY	333.33	375.00	275.00	375.00	375.00	300.00	400.00
CAR SUZUKI 800 CC (W/O. A/C)	EACH	659800.00	659800.00	659800.00	659800.00	637000.00	625000.00	645000.00
CAR SUZUKI 1000 CC	EACH	1081300.00	1081300.00	1081300.00	1081300.00	1065000.00	1034000.00	1060000.00
CAR TOYOTA 1300 CC	EACH	1682000.00	1682000.00	1677000.00	1682000.00	1790500.00	1645500.00	1570000.00
CAR HONDA CIVIC	EACH	2145500.00	2145500.00	2145500.00	2145500.00	2147000.00	1662000.00	2027500.00
MOTORCYCLE HONDA CD-70.	EACH	63500.00	63500.00	63500.00	63500.00	63500.00	63500.00	63500.00
MOTORCYCLE YAMAHA 100CC.	EACH	79300.00	79300.00	79300.00	79300.00	79300.00	79300.00	79300.00
MOTOR CYCLE HERO 70 CC	EACH	44500.00	45000.00	46750.00	48000.00	49000.00	47500.00	42500.00
BICYCLE WITH TYRES & TUBES	EACH	7900.00	7900.00	7900.00	7200.00	7500.00	7100.00	7200.00
TYRE CAR WITH TUBE GENERAL	EACH	3175.00	3175.00	3375.00	3250.00	3000.00	2400.00	3300.00
TYRE MOTOR CYCLE WITHOUT TUBE	EACH	1137.50	1137.50	1250.00	1135.00	1420.00	900.00	1250.00
TYRE CYCLE SPECIFY BRAND NAME	EACH	345.83	355.00	370.00	387.50	330.00	330.00	330.00
TYRE CAR W/O TUBE	EACH	3050.00	3050.00	3275.00	3075.00	2700.00	2200.00	3000.00
PETROL SUPER	LITRE	74.29	74.29	74.29	74.29	74.29	74.29	74.29
HIGH SPEED DIESEL HSD	LITRE	83.61	83.61	83.61	83.61	83.61	83.61	83.61
CNG	K.G.	76.35	76.35	76.35	0.00	71.50	71.50	71.50
GAS CYLINDER STAND. SIZE	EACH	1220.00	1250.00	1175.00	1020.00	990.00	1050.00	1100.00
MOTOR CYCLE SERVICE CHARGES	EACH	325.00	325.00	290.00	250.00	200.00	150.00	280.00
CAR SERVICE CHARGES	EACH	337.50	375.00	325.00	275.00	300.00	300.00	250.00
TYRE PUNCTURE CHARGES	EACH	65.00	65.00	40.00	70.00	80.00	70.00	50.00
CYCLE OVERHAULING CHARGES	EACH	783.33	825.00	290.00	375.00	319.64	300.00	160.00
CAR TAX FOR 800CC TO 1300CC	YEARLY	2650.00	432.00	2650.00	2650.00	2650.00	2650.00	2650.00
TRAIN FARE ECO. 1-100 KM.	P/KM.	0.68	0.68	0.68	0.68	0.68	0.68	0.68
TRAIN FARE ECO. 101-500 KM.	P/KM.	0.98	0.98	0.98	0.98	0.98	0.98	0.98
TRAIN FARE ECO. > 500 KM.	P/KM.	0.89	0.89	0.89	0.89	0.89	0.89	0.89
TRAIN FARE IST SLP. 1-100KM	P/KM.	2.10	2.10	2.10	2.10	2.10	2.10	2.10
TRAIN FARE IST SLP.101-500 KM	P/KM.	2.59	2.59	2.59	2.59	2.59	2.59	2.59
TRAIN FARE IST SLP. > 500 KM	P/KM.	1.99	1.99	1.99	1.99	1.99	1.99	1.99
TRAIN FARE A/C SLP. 1-100KM.	P/KM	5.76	5.76	5.76	5.76	5.76	5.76	5.76
TRAIN FARE A/C SLP.101-500KM	P/KM.	4.59	4.59	4.59	4.59	4.59	4.59	4.59
TRAIN FARE A/C SLP > 500KM.	P/KM	4.16	4.16	4.16	4.16	4.16	4.16	4.16
PLATEFORM TICKET	EACH	10.00	10.00	10.00	10.00	10.00	10.00	10.00
AUTO RICKSHAW FARES	KM/MIN	75.00	0.00	45.00	75.00	50.00	70.00	60.00
FULL TONGA CHARGES	KM/MIN	0.00	0.00	0.00	0.00	65.00	90.00	50.00
TAXI 4 SEATER FARE	KM/MIN	100.00	100.00	75.00	0.00	100.00	100.00	100.00
BUS FARE MIN (WITHIN CITY)	TICKET	11.00	11.00	0.00	11.00	11.00	0.00	10.00
BUS FARE MAX (WITHIN CIT	TICKET	21.50	21.50	0.00	21.50	19.00	0.00	20.00
BUS FARE OUTSIDE CITY	P/KM.	0.93	0.93	0.93	0.93	0.93	0.93	0.93
A/C BUS FARE OUTSIDE CITY	P/KM.	1.55	1.55	1.53	1.55	2.00	1.55	1.45
MINIBUS FARE MIN.WITH IN CITY	TICKET	11.00	11.00	0.00	0.00	11.00	0.00	10.00
MINIBUS FARE MAX.WITH IN CITY	TICKET	21.50	21.50	0.00	0.00	29.00	0.00	20.00
SUZUKI FARE MIN.WITH IN CITY	TICKET	11.00	11.00	10.00	0.00	12.00	0.00	10.00
SUZUKI FARE MAXIMUM W.IN CITY	TICKET	17.00	17.00	10.00	10.00	22.00	0.00	20.00
AIR FARE ECONOMY CLASS.	P/KM.	19.26	19.26	0.00	0.00	19.26	0.00	0.00
POSTAL ENVELOPE DOMESTIC	EACH	8.00	8.00	8.00	8.00	8.00	8.00	8.00
ENVELOPE FOR SAUDI ARABIA	EACH	50.00	50.00	50.00	50.00	50.00	50.00	50.00
POSTAL REGISTRATION CHARGES	EACH	28.00	28.00	28.00	28.00	28.00	28.00	28.00
U.M.S. REG CHARGES MIN.	EACH	58.00	58.00	58.00	58.00	58.00	58.00	59.00
T.C.S. CH. MIN.WITH IN ZONE	EACH	150.00	150.00	150.00	150.00	110.00	150.00	110.00

Contd.

7.11 Intercity Consumer Prices April, 2015

Description	Unit	Rawalpindi	Islamabad	Attock	Jhelum	Lahore	Sahiwal	Gujran-wala
TELEPHONE CHARGES LOCAL CALL	P/CALL	3.94	3.94	3.94	3.94	3.94	3.94	3.94
TEL CHARGES OUT SIDE CITY	P/CALL	3.94	3.94	3.94	3.94	3.94	3.94	3.94
INTERNET CHARGES	P/HOUR	27.50	27.50	27.50	50.00	15.00	12.00	20.00
MOBILE CELL CHARGES	P/UNIT	3.00	3.00	3.00	3.00	2.50	3.00	3.00
FAX CHARGES (LOCAL)	P/PAGE	12.50	12.50	12.50	12.50	10.00	20.00	30.00
TELEPHONE SET AV. QLTY	EACH	625.00	725.00	550.00	825.00	775.00	650.00	450.00
MOBILE SET NOKIA/SONY/ERICSON/SAMSUNG WITHOUT CAMERA	EACH	2133.33	2175.00	2125.00	2450.00	2700.00	2200.00	2825.00
T.V 20" COLORED WEGA H-A21.	EACH	18108.33	18200.00	18100.00	18100.00	20500.00	18900.00	15000.00
T.V 20" COLOR CHINA/KORIA)	EACH	14250.00	14250.00	14250.00	14250.00	6500.00	13500.00	7000.00
V.C.P. PANASONIC/LG/NAT	EACH	5900.00	5900.00	5550.00	5750.00	4200.00	0.00	0.00
DVD/VCD PLAYER PANASONIC/LG	EACH	3750.00	3750.00	3550.00	3750.00	6542.86	4500.00	4600.00
RADIO WITH C.PLAYER NATIONAL	EACH	2150.00	2150.00	2150.00	2050.00	1825.00	1800.00	2262.50
PERSONNEL COMPUTER (BRANDED)	EACH	69250.00	69250.00	69250.00	69500.00	53000.00	37000.00	37400.00
VID. CASSETTE BLK. TDK/SONY	EACH	144.17	145.00	135.00	175.00	122.50	155.00	0.00
COM. C.D. (TDK/IMATION)	EACH	56.67	59.38	75.00	75.00	37.14	60.00	35.00
TAPE RECORDER CASSETTE BLANK	EACH	42.50	47.50	42.50	47.50	40.00	65.00	35.00
VIDEO GAME SEGA 16 BYTE	EACH	1150.00	1150.00	1175.00	1050.00	1200.00	1650.00	1050.00
CINEMA A/C. HIGH CLASS	TICKET	150.00	0.00	0.00	0.00	115.71	0.00	80.00
CINEMA NON-A/C HIGH CLASS	TICKET	80.00	0.00	0.00	0.00	72.86	50.00	60.00
CABLE CHARGES	PER MONT	325.00	325.00	275.00	300.00	275.00	200.00	300.00
TV.LICENCE FEE DOMESTIC	YEARLY	420.00	420.00	420.00	420.00	420.00	420.00	420.00
ENGLISH BOOK CLASS V1	EACH	78.00	78.00	78.00	78.00	78.00	78.00	78.00
ENGLISH BOOK CLASS IX OR X	EACH	130.00	130.00	130.00	130.00	130.00	130.00	130.00
ENG. BOOK IST.YR COMPLETE SET	EACH	84.00	84.00	84.00	84.00	84.00	84.00	84.00
ENGLISH BOOK BA/B.SC	EACH	178.00	178.00	178.00	178.00	178.00	178.00	178.00
URDU BOOK CLASS V (T.B.BORD)	EACH	71.00	71.00	71.00	71.00	71.00	71.00	71.00
URDU BOOK CLASS IX/X(T.B.B)	EACH	137.00	137.00	137.00	137.00	137.00	137.00	137.00
URDU BOOK IST.YEAR/INTER	EACH	53.00	53.00	53.00	53.00	53.00	53.00	53.00
URDU BOOK BA/B.SC	EACH	140.00	140.00	140.00	140.00	140.00	140.00	140.00
MATHS BOOK CALSS V (T.B.B)	EACH	84.00	84.00	84.00	84.00	84.00	84.00	84.00
MATHS BOOK CLASS IX OR X	EACH	270.00	270.00	270.00	270.00	270.00	270.00	270.00
MATHS BOOK IST.YEAR (T.B.B)	EACH	156.00	156.00	150.00	156.00	156.00	156.00	156.00
PAKISTAN STUDIES BOOK BA/B.SC	EACH	125.00	125.00	125.00	125.00	125.00	125.00	125.00
DAILY "DAWN"	P/COPY	19.00	19.00	19.00	19.00	19.00	19.00	19.00
DAILY "JANG"	P/COPY	12.00	12.00	12.00	12.00	12.00	12.00	12.00
DAILY "NAWA-E-WAQT"	P/COPY	12.00	12.00	12.00	12.00	12.00	12.00	12.00
WEEKLY "AKHBAR-E-JAHAN"	P/COPY	55.00	55.00	55.00	55.00	55.00	55.00	55.00
WEEKLY "MAG"	P/COPY	45.00	45.00	45.00	45.00	45.00	45.00	45.00
MONTHLY "NAUNEHAL DIGEST"	P/COPY	35.00	35.00	35.00	35.00	35.00	35.00	35.00
PAPER FOOLSCAPE (27"x17")	QUIRE	57.50	57.50	57.50	55.00	25.00	25.00	30.00
EXERCISE.BOOK LINED 80/100 PGS	EACH	62.50	67.50	62.50	57.50	30.00	35.00	32.50
PENCILGOLDFISH/DEER	EACH	8.00	8.00	8.00	8.00	6.00	6.00	7.00
PEN INK DOLLOR 57 ML BOTTLE	EACH	25.00	25.00	25.00	20.00	20.00	20.00	20.00
PHOTOSTATE PAPER 70 GM	PRT	365.00	365.00	365.00	305.00	350.00	330.00	285.00
BALL PEN (local)	EACH	8.00	8.00	8.00	8.00	6.00	6.00	5.00
FOUNTAIN PEN HERO/WINGS/CHINA	EACH	47.50	47.50	47.50	46.25	60.00	50.00	40.00
PRIVATE SCHOOL FEE ENGLISH MED. AVG.STAND.(CLASS I)	P/MONTH	3245.83	3090.63	1112.50	1972.50	1571.43	2087.50	1550.00
PRIVATE SCHOOL FEE ENGLISH MED. AVG.STAND. (CLASS V)	P/MONTH	3229.17	3184.38	1300.00	1950.00	1750.00	2087.50	1650.00
PRIVATE SCHOOL FEE ENGLISH MED. AVG.STAND. (CLASS VI)	P/MONTH	3279.17	3359.38	1312.50	1997.50	1967.86	2112.50	1800.00
PRIVATE SCHOOL FEE ENGLISH MED. AVG.STAND. (CLASS X)	P/MONTH	3575.00	3681.25	1725.00	2205.00	2478.57	2275.00	2200.00
PRIVATE MEDICLE COLLEGE FEE MBBS (1ST YEAR)	P/MONTH	50468.75	50468.75	50468.75	0.00	30208.00	0.00	0.00
PRIVATE ENGINEERING COLLEGE FEE (ISTR YEAR)	P/MONTH	14975.25	14975.25	11011.50	0.00	19550.00	0.00	0.00
GOVT. COLLEGE FEE IST. YEAR	MONTH	50.00	195.00	50.00	50.00	60.00	50.00	50.00
GOVT. COLLEGE FEE 4TH. YEAR	MONTH	60.00	225.00	60.00	60.00	70.00	60.00	60.00
GOVT. UNIVERSITY FEE MSC.	MONTH	77.50	1000.00	77.50	80.00	97.79	80.00	115.00
GOVT. MED. COLLEGE FEE MBBS	MONTH	873.00	873.00	873.00	0.00	1250.00	1250.00	0.00
GOVT. ENGG. COLL. FEE I YEAR	MONTH	600.00	600.00	600.00	0.00	750.00	500.00	0.00
COACHING FEE FOR CLASS IX/X	P/MONTH	2750.00	2987.50	1550.00	3000.00	1828.57	1400.00	600.00
COACHING CHARGES FOR CLASS IST YEAR/INTER (SCIENCE)	P/MONTH	3250.00	3450.00	2200.00	3500.00	2821.43	2300.00	1200.00
COACHING CHARGES FOR CLASS IST YEAR/INTER (COMMERCE)	P/MONTH	2691.67	3062.50	1900.00	3500.00	2792.86	1300.00	1200.00
I.T. TUITION FEES	P/MONTH	2100.00	2100.00	1450.00	3231.25	6066.80	1500.00	4500.00
MBA TUITION FEES	P/MONTH	13955.00	13955.00	7667.00	4500.00	15687.50	0.00	7000.00
BREAD TANDOORI ST. SIZE	EACH	7.50	7.50	6.50	6.00	6.00	6.00	6.00
COOKED MUTTON (AV. HOTEL)	PLATE	155.00	157.50	190.00	155.00	200.71	150.00	120.00

Contd.

7.11 Intercity Consumer Prices April, 2015

Description	Unit	Rawalpindi	Islamabad	Attock	Jehlum	Lahore	Sahiwal	Gujran-wala
COOKED BEEF (AV. HOTEL)	PLATE	85.83	88.75	75.00	80.00	78.21	80.00	60.00
COOKED DAL (AV. HOTEL)	PLATE	55.83	62.50	47.50	47.50	50.71	40.00	35.00
CHICKEN BIRYANI FULL/DOUBLE	PLATE	115.00	125.00	145.00	100.00	128.93	130.00	110.00
TEA PREPARED (ORDINARY)	CUP	20.00	20.00	20.00	17.50	19.21	20.00	20.00
HAIRCUT CHARGES FOR MEN	P/CUT	86.25	102.50	75.00	55.00	96.43	100.00	60.00
BEAUTY PORL HAIR STYL CHARGE	P/STY.	391.67	475.00	275.00	475.00	228.57	250.00	350.00
SHAVING CHARGES	PER SHV	49.58	60.00	55.00	40.00	46.43	40.00	40.00
LIPSTICK S.MISS/MEDORA	EACH	110.00	110.00	115.00	110.00	120.00	110.00	110.00
NAIL POLISH S.MISS/MEDORA	EACH	115.00	115.00	105.00	115.00	110.00	95.00	60.00
PERFUME MED.SIZE MEDORA/BROACH	EACH	200.00	200.00	200.00	200.00	180.00	170.00	120.00
HAIR-OIL AMLA/CHAMBELI	BOTTLE	100.00	100.00	110.00	100.00	130.00	120.00	110.00
TOILET SOAP LUX 95 GRAMS	EACH	40.38	40.38	40.38	40.38	40.38	40.38	40.38
TOILET SOAP LIFEBOUY 140 GRM	EACH	36.00	36.00	36.00	36.00	36.00	36.00	36.00
TOILET SOAP SAFEGUARD BATH SIZE	EACH	50.00	50.00	50.00	50.00	50.00	48.00	50.00
TOOTHPASTE MACKLINES 70 GRM	EACH	50.00	50.00	50.00	50.00	50.00	50.00	50.00
TOOTHPAST MED SIZE CLGATE 70 GMS	EACH	75.00	75.00	75.00	75.00	60.67	60.67	60.67
TOOTHBRUSH SHEILD A/PLAUQUE	EACH	22.00	22.00	22.00	22.00	35.00	55.00	50.00
TOOTHPOWDER DENTONIC 90 GRM	EACH	28.00	28.00	28.00	28.00	28.00	28.00	25.00
HAIR-COLOUR BEGIN (6 GMS)	EACH	100.00	100.00	100.00	100.00	95.00	100.00	100.00
HAIR COLOUR (KALAKOLA)	BOTTLE	130.00	130.00	130.00	130.00	130.00	120.00	140.00
FACECREAM PONDS (MEDIUM)	EACH	110.00	110.00	110.00	110.00	110.00	110.00	110.00
TALC POWDER VICE ROAY,B.CAT	EACH	135.00	135.00	145.00	135.00	130.00	150.00	135.00
BLADE TREET ORDINARY 10'S	PKT.	30.00	30.00	30.00	30.00	35.00	32.00	40.00
BLADE 7-O-CLOCK STAIN. 5'S	PKT.	35.00	35.00	35.00	35.00	32.00	30.00	35.00
SHAMPOO SUNSILK/PAINTIN 100 ML	BOTTLE	110.00	110.00	110.00	110.00	110.00	110.00	110.00
BEAUTY CREAM (FAIR & LOVELY)	EACH	65.00	65.00	65.00	65.00	99.00	155.00	155.00
HAIR REMOVING CREAM (EU-CREAM)	TUBE	65.00	65.00	65.00	65.00	65.00	65.00	65.00
GEL MEDIUM SIZE	BOTTLE	102.50	107.50	100.00	127.50	65.00	120.00	65.00
DISPOSABLE RAZOR GILLET-II	EACH	37.50	37.50	37.50	40.00	35.00	40.00	43.00
SHAVING CREAM TOUCH-ME/ADM.	EACH	65.00	65.00	65.00	65.00	60.00	60.00	65.00
GOLD TEZABI 24 CT	10 GM.	40550.00	40550.00	40670.00	40380.00	40550.00	40037.00	40380.00
SILVER TEZABI 24 CT	10 GM.	575.00	575.00	550.00	605.00	591.00	514.00	600.00
ARTIFICIAL JEWELLARY SET	SET	1225.00	1275.00	850.00	662.50	957.14	500.00	800.00
WRIST WATCH GENTS CITIZEN (ORIGINAL) ***	EACH	4900.00	4900.00	4900.00	3750.00	6535.71	4250.00	2500.00
WRIST WATCH LADIES CITIZEN (ORIGINAL) ***	EACH	4900.00	4900.00	4900.00	3750.00	7500.00	4250.00	2500.00
WALL CLOCK QUARTZ AV.QLTY	EACH	520.83	550.00	550.00	310.00	725.00	600.00	487.50
SUITCASE REXIN (24"x16"x6")	EACH	1775.00	1775.00	1425.00	850.00	932.14	1050.00	725.00
TRUNK MEDIUM SIZE ***	EACH	2250.00	2243.75	1975.00	1950.00	2246.43	2000.00	1525.00
PURSE LADIES (LEATHER) AVERAGE QUALITY	EACH	511.67	612.50	525.00	437.50	1250.00	712.50	712.50

7.11 Intercity Consumer Prices April, 2015

Description	Unit	Wazira-bad	Sialkot	Faisalabad	Jhang	Multan	Muzaffar-garh	D.G. Khan
WHEAT	10 KG.	336.50	362.50	325.00	335.00	312.50	322.50	317.50
WHEAT FLOUR FINE/SUPERIOR.	KG.	42.00	50.00	39.00	40.00	40.00	40.00	40.00
WHEAT FLOUR AVG. QLTY	KG.	40.00	38.50	35.50	39.00	37.00	36.50	36.50
WHEAT FLOUR BAG	10 KG.	400.00	385.00	355.00	380.00	370.00	365.00	365.00
MAIDA	KG.	50.00	50.00	50.00	45.00	45.50	46.00	50.00
SUJI	KG.	50.00	50.00	50.00	48.00	46.00	46.00	50.00
BESAN AV. QLTY.	KG.	70.00	75.00	67.50	70.00	72.50	77.50	80.00
RICE BASMATI SUP. QLTY.	KG.	90.00	87.50	130.00	105.00	120.00	117.50	100.00
RICE BASMATI 385/386	KG.	70.00	75.00	92.50	65.00	76.67	77.50	70.00
RICE BASMATI BROKEN AV.QLTY	KG.	55.00	60.00	83.75	60.00	72.50	67.50	60.00
RICE IRRI-6 (SINDH/PUNJAB)	KG.	52.50	47.50	65.00	40.00	37.00	35.50	35.00
VERMICELLI	KG.	80.00	65.00	75.00	65.00	80.00	80.00	80.00
BREAD PLAIN MEDIUM SIZE	EACH	40.00	40.00	40.00	40.00	45.00	45.00	45.00
RUSK (PAPAY)	KG.	160.00	140.00	195.00	160.00	208.33	200.00	200.00
BISCUITS-PACKED	PKT	35.00	35.00	35.00	35.00	35.00	35.00	35.00
BISCUIT-BAKERY (LOOSE)	250 GM	100.00	80.00	73.75	65.00	90.00	70.00	80.00
CORNFLAKS FAUJI 225 GM.	PKT	180.00	166.50	171.00	180.00	175.50	175.50	198.00
SAMOSA (VEGATABLE)	EACH	10.00	15.00	19.00	15.00	14.33	13.50	10.00
PASTRY AV.QLTY.	EACH	30.00	25.00	23.75	30.00	35.00	22.50	30.00
PATTIES (VEGATABLES)	EACH	15.00	20.00	23.75	30.00	26.67	25.00	20.00
NIMCO	250 GM	50.00	50.00	67.50	65.00	67.50	67.50	60.00
CHIPS	250 GM	62.50	65.00	66.25	100.00	83.33	82.50	65.00
BEEF WITH BONE AV.QLTY.	KG	280.00	280.00	290.00	280.00	300.00	270.00	275.00
MUTTON AV.QLTY.	KG	550.00	600.00	600.00	650.00	600.00	525.00	625.00
CHICKEN FARM BROILER (LIVE)	KG	132.00	143.00	136.00	145.00	152.50	152.50	150.00
FISH-RAHU MEDIUM SIZE	KG	250.00	270.00	290.00	320.00	270.00	255.00	260.00
MILK FRESH (UNBOILED)	LTR.	80.00	70.00	70.00	60.00	75.00	70.00	70.00
CURD	KG.	90.00	80.00	80.00	70.00	86.67	80.00	85.00
MILK TETRA PACK 1/2 LTR.	PKT.	60.00	60.00	60.00	60.00	60.00	60.00	60.00
LACTOGEN 400 GRAMS	PKT.	430.00	435.00	435.00	425.00	435.00	435.00	435.00
POWDER MILK NIDO 400GM.	PKT	350.00	360.00	350.00	360.00	360.00	360.00	360.00
MILK POWDER LOOSE/PACKED	KG.	450.00	460.00	525.00	400.00	512.50	510.00	640.00
BUTTER LOCAL PACKED	50 GM.	30.00	25.00	32.00	30.00	27.00	27.00	25.00
EGGS FARM	DOZ	82.00	80.00	85.00	75.00	77.50	87.50	80.00
MUSTARD OIL AV.QLTY.	KG.	160.00	150.00	195.00	140.00	172.50	180.00	170.00
COOKING OIL (DALDA)	2.5LTR	500.00	467.00	495.00	470.00	490.00	490.00	490.00
COOKING OIL (PAKWAN) OTHER BRAND SPECIFY	2.5 LTR	485.00	467.00	487.50	495.83	490.00	452.00	490.00
VEGETABLE GHEE TIN	2.5KG.	460.00	452.00	485.00	465.00	485.00	485.00	485.00
VEGETABLE GHEE (LOOSE)	KG.	135.00	135.00	133.75	150.00	143.00	147.00	150.00
DATES AV.QLTY.	KG.	160.00	210.00	190.00	180.00	168.33	180.00	155.00
PISTACHIO AV.QLTY.	50 GM.	125.00	150.00	77.50	60.00	122.50	125.00	120.00
ALMONDS WHOLE AV.QLTY.	KG.	425.00	500.00	475.00	500.00	475.00	430.00	550.00
COCONUT DRY AV.QLTY.	KG.	260.00	270.00	280.00	230.00	300.00	305.00	300.00
RAISINS AV.QLTY.	50 GM.	20.00	20.00	21.25	16.00	19.00	22.50	15.00
GROUNDNUTS (WITH SHELL)	KG.	200.00	200.00	200.00	130.00	170.00	190.00	150.00
MALTA/MOSAMBI	DOZ	172.50	105.00	110.00	110.00	155.00	150.00	120.00
KINNU	DOZ	110.00	55.00	105.00	165.00	127.50	125.00	120.00
APPLE	KG	125.00	75.00	135.00	130.00	158.33	155.00	120.00
ALOO BUKHARA	KG	0.00	0.00	0.00	0.00	0.00	0.00	0.00
POMEGRANATE (ANNAR)	KG	0.00	0.00	0.00	0.00	0.00	0.00	0.00
GRAPES	KG	0.00	0.00	0.00	0.00	0.00	0.00	0.00
BANANAS	DOZ	70.00	70.00	55.00	70.00	82.50	82.50	70.00
MANGO KALMI	KG	0.00	0.00	0.00	0.00	0.00	0.00	0.00
GUAVA	KG	80.00	55.00	55.00	60.00	68.50	62.50	50.00
WATERMELON (TURBOOZ)	KG	15.00	45.00	48.75	50.00	34.17	37.50	40.00
MUSKMELON (KHARBOOZA)	KG	40.00	40.00	45.00	35.00	40.83	42.50	40.00
SWEETMELON (GARMA)	KG	0.00	0.00	0.00	0.00	0.00	0.00	0.00
PULSE MASOOR (WHOLE)	KG.	115.00	120.00	122.50	115.00	119.17	127.50	120.00
PULSE MASOOR (WASHED)	KG.	145.00	120.00	152.50	140.00	137.50	137.50	120.00
PULSE MOONG (WASHED)	KG.	160.00	167.50	177.50	160.00	162.50	165.00	155.00
PULSE MASH (WASHED)	KG.	170.00	180.00	177.50	135.00	162.50	182.50	160.00
PULSE GRAM	KG.	65.00	70.00	74.63	70.00	72.50	80.00	70.00

Contd.

7.11 Intercity Consumer Prices April, 2015

Description	Unit	Wazira-bad	Sialkot	Faisalabad	Jhang	Multan	Muzaffar-garh	D.G. Khan
GRAM WHOLE BLACK AV.QLTY.	KG.	65.00	70.00	71.25	66.00	67.50	72.50	70.00
GRAM WHOLE YELLOW AV.QLTY	KG.	100.00	100.00	110.00	80.00	92.50	105.00	90.00
BEANS (LAL LOBIA)	KG.	120.00	140.00	140.00	110.00	160.00	170.00	180.00
POTATOES	KG	19.00	20.00	16.25	12.50	16.00	16.50	22.50
ONION	KG	42.50	50.00	43.75	37.50	40.83	37.50	40.00
TURNIP	KG	0.00	0.00	0.00	0.00	0.00	0.00	0.00
RADISH	KG	0.00	0.00	0.00	0.00	0.00	0.00	0.00
TOMATOES	KG	50.00	60.00	48.75	42.50	44.17	42.50	50.00
CABBAGE	KG	25.00	40.00	26.25	22.50	23.33	17.50	20.00
CAULIFLOWER	KG	27.50	40.00	21.25	27.50	27.50	17.50	30.00
BRINJAL	KG	0.00	0.00	0.00	0.00	0.00	0.00	0.00
PUMPKIN	KG	0.00	0.00	0.00	0.00	0.00	0.00	0.00
BOTTLEGOURD	KG	50.00	50.00	43.75	40.00	40.83	42.50	40.00
LADY FINGER	KG	0.00	0.00	0.00	0.00	0.00	0.00	0.00
PEAS	KG	60.00	50.00	77.50	17.50	88.33	85.00	80.00
SPINACH	KG	0.00	0.00	0.00	0.00	0.00	0.00	0.00
TINDA	KG	190.00	160.00	165.00	45.00	128.75	125.00	100.00
TURAI	KG	0.00	0.00	0.00	0.00	0.00	0.00	0.00
KARAILA	KG	0.00	0.00	0.00	0.00	0.00	0.00	0.00
ARVI	KG	0.00	0.00	0.00	0.00	0.00	0.00	0.00
CHILLIES GREEN	KG	80.00	80.00	87.50	45.00	78.33	70.00	60.00
CARROT	KG	40.00	45.00	45.00	17.50	38.33	22.50	50.00
COCUMBER (KHEERA)	KG	20.00	20.00	18.25	20.00	20.00	17.50	30.00
LEMON	250GM	20.00	27.50	21.25	40.00	44.17	37.50	50.00
SUGAR REFINED	KG.	57.50	58.00	56.00	57.00	56.50	56.00	56.00
GUR AV.QLTY	KG.	80.00	90.00	75.00	80.00	69.17	72.50	70.00
HONEY LANGANESE 500 GM.	BOTTLE	780.00	692.00	820.00	840.00	850.00	850.00	925.00
MILO 200 GM.	BOTTLE	173.33	222.00	210.00	166.66	200.00	200.00	250.00
CUSTARD POWDER RAFHAN 300 GM.	PKT	75.00	75.00	75.00	75.00	75.00	75.00	75.00
TOFFEE (HILAL)	EACH	1.00	1.00	2.00	2.00	1.00	1.00	1.00
CHOWKELATE CANDY (SMALL SIZE)	EACH	5.00	5.00	5.00	5.00	5.00	5.00	5.00
SWEETMEAT (MIXED)	KG	280.00	250.00	255.00	270.00	291.67	280.00	290.00
ICE CREAM WALLS	CUP.	40.00	40.00	40.00	40.00	40.00	40.00	40.00
ICE	KG	5.00	10.00	10.00	4.00	4.00	3.50	6.00
JAM AHMED/MITCHELLES	BOTTLE	130.00	125.00	130.00	130.00	130.00	130.00	140.00
SQUASH-MITCHELLES	BOTTLE	145.00	135.00	150.00	140.00	160.00	160.00	150.00
ROOH AFZA	BOTTLE	150.00	150.00	150.00	150.00	150.00	150.00	145.00
JAM-E-SHIREEN	BOTTLE	155.00	150.00	150.00	150.00	136.00	160.00	150.00
SAUNF	50 GM	20.00	17.50	17.50	15.00	15.67	19.00	10.00
CINAMON LOOSE AV. QLTY	50 GM.	30.00	20.00	25.00	25.00	20.33	25.00	20.00
CUMINSEED WHITE NATIONAL	50 GM.	52.00	52.00	54.00	55.00	52.00	52.00	52.00
PEPPER BLACK NATIONAL	50 GM.	96.00	96.00	96.00	96.00	96.00	96.00	96.00
CLOVES LOOSE AV.QLTY	50 GM.	100.00	95.00	98.25	80.00	82.50	92.50	80.00
CARDAMOM LARGE LOOSE AV.QLTY	50 GM.	180.00	105.00	102.50	160.00	179.17	175.00	160.00
CARDAMOM SMALL AV.QLTY	50 GM.	100.00	95.00	77.50	100.00	82.50	92.50	70.00
SALT-POWDERED (LAHORI) LOOSE	KG.	10.00	10.00	9.00	6.00	9.00	9.00	10.00
SALT POWDERED (NATIONAL/SHAN)	PKT	25.00	25.00	25.00	25.00	25.00	25.00	25.00
CHILLIES POWD.NATIONAL 200GM	PKT	105.00	105.00	105.00	105.00	105.00	105.00	105.00
CHILLIES POWDER LOOS	KG.	260.00	260.00	270.00	250.00	245.00	250.00	220.00
CORRIANDER SEED POWD.NATIONAL	PKT	88.00	78.00	104.00	95.00	88.00	88.00	78.00
CORRIANDER SEED (LOOSE)	KG.	260.00	260.00	290.00	280.00	273.33	270.00	240.00
TURMERIC POWD.NATIONAL 50GM	PKT.	35.00	35.00	35.00	35.00	35.00	35.00	35.00
CURRY POWD. NATIONAL 200 GM	PKT.	87.00	87.00	87.00	87.00	87.00	87.00	87.00
TOMATO KETCHUP AHMED/MITCHL	BOTTLE	90.00	85.00	90.00	90.00	95.00	95.00	80.00
PICKLES AHMED/MITCHELLES	BOTTLE	95.00	100.00	120.00	105.00	110.00	110.00	95.00
VINEGAR SYNTHETIC (SIRKA)	BOTTLE	70.00	80.00	95.00	85.00	82.00	85.00	80.00
GARLIC	KG	130.00	150.00	120.00	140.00	136.67	145.00	140.00
GINGER	KG	160.00	180.00	160.00	150.00	150.83	155.00	200.00
TAPAL DANEDAR TEA 200GM PACKET	PKT	126.32	129.47	129.47	136.84	136.84	136.84	129.47
TEA LIPTON YELLOW LABEL 200GM.	PKT.	149.47	149.47	149.47	149.47	149.47	149.47	149.47
TEA LOOSE KENYA AV.QLTY 250GM.	PKT.	130.00	130.00	145.75	140.00	115.83	125.00	122.50
COFFEE-NESCAFE 75 GM. **	BOTTLE	340.00	295.00	360.00	340.00	320.00	320.00	350.00

Contd.

7.11 Intercity Consumer Prices April, 2015

Description	Unit	Wazira-bad	Sialkot	Faisalabad	Jhang	Multan	Muzaffar-garh	D.G. Khan
COLD DRINK (STANDARD SIZ)	BOTTLE	20.00	20.00	25.00	22.00	20.00	20.00	25.00
FRUIT JUICE TETRA PACK	PKT.	25.00	15.00	20.00	18.00	18.00	18.00	15.00
MINERAL WATER NESTLE 1.5 LTR	BOTTLE	45.00	47.50	45.00	50.00	47.00	47.00	50.00
CIGARETTES K-2 10'S **	PKT	45.00	50.00	45.00	50.00	43.00	43.00	43.00
CIGARETTES CAPSTAN 10'S **	PKT	50.00	50.00	50.00	50.00	47.00	47.00	47.00
CIGARETTES GOLD LEAF 20'S	PKT	100.00	100.00	100.00	100.00	96.00	96.00	96.00
CIGARETTES MORVEN GOLD 20'S	PKT	50.00	50.00	50.00	50.00	47.00	47.00	47.00
BETEL LEAVES	50GM.	60.00	70.00	60.00	70.00	50.00	55.00	60.00
BETEL NUTS	KG.	300.00	400.00	360.00	380.00	255.00	255.00	225.00
LONG CLOTH 57" GUL AHMED/AL-KARAM	METER	172.50	135.00	237.50	350.00	250.00	250.00	237.50
SHIRTING AV.QLTY.	METER	150.00	175.00	125.00	300.00	210.00	190.00	175.00
PANT CLOTH W & WEAR AV.QLTY	METER	312.50	215.00	475.00	400.00	342.50	342.50	325.00
LAWN PRINTED GUL AHMED/AL-KARAM	METER	197.50	177.50	240.00	360.00	360.00	270.00	237.50
GEORGETTE AV.QLTY	METER	150.00	130.00	160.00	350.00	108.00	115.00	125.00
LINEN AV.QLTY ***	METER	100.00	140.00	140.00	250.00	250.00	225.00	137.50
HEAVY WT SUITING LAWERNCPUR AVG QLTY	METER	1050.00	925.00	1375.00	1700.00	1200.00	1200.00	1700.00
HEAVY WT SUITING LAWERNCPUR SUP QLTY	METER	2350.00	950.00	1525.00	2000.00	1950.00	1950.00	1950.00
TROPICAL SUITING LAW.PUR	METER	925.00	800.00	1100.00	1700.00	1200.00	1200.00	1100.00
PANT BOY 24"/26" LENGTH.	EACH	700.00	380.00	400.00	550.00	380.00	365.00	550.00
SHIRT BOY 24"/26" LENGTH	EACH	425.00	355.00	277.50	450.00	310.00	290.00	500.00
SCHOOL UNI. PANT,SHIRT BOYS	SUIT	1000.00	625.00	475.00	700.00	573.33	525.00	650.00
SCHOOL UNI. KAMEEZ,SHAL.BOYS	SUIT	1000.00	625.00	475.00	750.00	518.00	675.00	750.00
SCHOOL UNI. KAMEEZ,SHAL.GIRL	SUIT	900.00	575.00	562.50	700.00	516.67	675.00	750.00
FROCK W/WEAR GIRLS	EACH	875.00	625.00	675.00	1200.00	1433.33	1900.00	900.00
AWAMI-SUIT W & W(BOY) 24"/26	SUIT	1050.00	825.00	556.25	1100.00	775.00	775.00	1100.00
AWAMI-SUIT W&W (GENTS)AV.QLTY	SUIT	1050.00	950.00	837.50	1350.00	985.00	1350.00	1600.00
PULLOVER GENTS OXFORD/BON.	EACH	3050.00	3000.00	3100.00	3280.00	3250.00	2800.00	2600.00
PULLOVER LADIES OXFORD/BON.	EACH	2850.00	3000.00	2500.00	2300.00	2990.00	2600.00	2500.00
PULLOVER (GENTS) OTHERS A.QTY	EACH	550.00	650.00	687.50	700.00	1012.50	975.00	500.00
SECOND-HAND COAT FOR MEN	EACH	475.00	500.00	425.00	600.00	425.00	375.00	200.00
SECONDHAND SWEETER FOR MEN DUP QLTY	EACH	525.00	300.00	225.00	200.00	237.50	135.00	50.00
SECONDHAND WINTER JACKET	EACH	575.00	350.00	425.00	600.00	315.00	225.00	150.00
UNDERWEAR AV.QLTY MEDIUM SIZE	EACH	150.00	100.00	75.00	120.00	153.33	145.00	135.00
VEST FOR MEN AV.QLTY.	EACH	105.00	112.50	110.00	130.00	140.00	155.00	110.00
VEST/SHAMEEZ (WOMEN) AVG. QLTY	EACH	130.00	125.00	112.50	230.00	158.00	135.00	155.00
SOCKS NYLON (PAKISTANI)	PAIR	90.00	65.00	65.00	70.00	92.50	82.50	90.00
BRASSIER AV.QLTY.	EACH	127.50	175.00	112.50	220.00	149.17	95.00	135.00
BRASSIER SUP QLTY	EACH	270.00	462.50	340.00	595.00	336.67	210.00	350.00
DOPATTA GEORGETTE AV.QLTY.	EACH	235.00	275.00	231.25	400.00	226.67	250.00	250.00
DOPATTA COTTON AV GLTY	EACH	180.00	225.00	171.25	220.00	210.00	230.00	250.00
CHADDAR (W/WEAR) (2x2.5 MTR)	EACH	312.50	275.00	331.25	500.00	375.00	475.00	450.00
LUNGI/DHOTI(COTTON) AVG. QLTY	EACH	250.00	195.00	262.50	350.00	228.33	265.00	325.00
HANDKERCHIEF AVG. QLTY PAK	EACH	40.00	35.00	35.00	50.00	40.00	42.50	50.00
HANDKERCHIEF SUP. QLTY PAK	EACH	60.00	50.00	55.00	80.00	52.50	57.50	72.50
GLOVES AV QLTY	PAIR	70.00	85.00	77.50	120.00	96.67	110.00	160.00
AZARBAND COTTON AVG. QLTY	EACH	25.00	10.00	13.50	15.00	13.00	13.50	20.00
SEWING THREAD/REEL(ASLI PARI)	EACH	6.00	5.00	5.50	7.00	7.00	10.00	5.00
WASHING CHARGES PAINT & SHIRT	SUIT	150.00	150.00	65.00	100.00	115.00	105.00	70.00
DRY CLEANING SUIT COAT PANT	SUIT	400.00	400.00	307.50	300.00	283.00	262.50	250.00
WASHING CH. (KAMIZ-SHALWAR)	PAIR	90.00	100.00	65.00	77.50	77.00	80.00	60.00
TAILORING SHIRT	EACH	375.00	325.00	300.00	350.00	360.00	300.00	325.00
TAILORING CHARGES PANT (MEN)	EACH	600.00	625.00	450.00	600.00	470.00	475.00	750.00
TAILORING COAT-PANT SUIT	SUIT	3200.00	3250.00	3750.00	3600.00	3450.00	3350.00	3250.00
TAILORING AWAMI-SUIT (MALE)	SUIT	500.00	475.00	550.00	500.00	575.00	475.00	550.00
TAILORING SUIT FEMALE	SUIT	400.00	500.00	375.00	500.00	335.00	350.00	500.00
GENTS SHOES PAUL BATA	PAIR	1199.00	1199.00	1199.00	1199.00	1199.00	1199.00	1199.00
GENTS SANDAL BATA	PAIR	699.00	699.00	699.00	699.00	699.00	699.00	699.00
GENTS SPOUNG CHAPPAL BATA	PAIR	179.00	179.00	179.00	179.00	179.00	179.00	179.00
LADIES SANDAL BATA	PAIR	499.00	499.00	499.00	499.00	499.00	499.00	499.00
LADIES SPOUNG CHAPPAL BATA	PAIR	179.00	179.00	179.00	179.00	179.00	179.00	179.00
CHILD SHOE POWER LITE BATA	PAIR	599.00	599.00	599.00	599.00	599.00	599.00	599.00
GENTS SHOE, ART 1109 SERVICE	PAIR	999.00	999.00	999.00	999.00	999.00	999.00	999.00

Contd.

7.11 Intercity Consumer Prices April, 2015

Description	Unit	Wazira-bad	Sialkot	Faisalabad	Jhang	Multan	Muzaffar-garh	D.G. Khan
NYLON JOGGER 27 SIZE 2-5 ***	PAIR	1299.00	1299.00	1299.00	1299.00	1299.00	1299.00	1299.00
CHINA FOOT WEAR AV. QLTY (MALE) *	PAIR	650.00	475.00	525.00	900.00	516.67	525.00	450.00
CHINA FOOT WEAR AV. QLTY (FEMALE) *	PAIR	500.00	325.00	325.00	800.00	325.00	325.00	325.00
CHINA FOOT WEAR AV. QLTY (CHILDREN) *	PAIR	400.00	325.00	250.00	500.00	275.00	225.00	275.00
SHOE REPAIR HALF SOLE	PAIR	120.00	60.00	130.00	125.00	126.67	72.50	75.00
SHOES POLISH CHARGES AVERAGE SHOP	PAIR	15.00	10.00	17.50	20.00	17.50	17.50	20.00
HOUSE RENT (combined)	MONTH	3103.00	5803.00	5480.00	4260.00	6342.00	4492.00	3814.00
rent 2	pm	3103.00	5803.00	5480.00	4260.00	6342.00	4492.00	3814.00
RENT3	PM	3103.00	5803.00	5480.00	4260.00	6342.00	4492.00	3814.00
RENT4	PM	3103.00	5803.00	5480.00	4260.00	6342.00	4492.00	3814.00
RENT5	PM	3103.00	5803.00	5480.00	4260.00	6342.00	4492.00	3814.00
RENT6	PM	3103.00	5803.00	5480.00	4260.00	6342.00	4492.00	3814.00
SYNTHETIC ENEMAL ROBIALAC BALTI 3.64 LTR.	EACH	1790.00	2093.00	1720.00	1950.00	2174.00	2174.00	1672.00
SYNTHETIC ENEMAL ICI BALTI 3.64 LTR.	EACH	2138.00	2080.00	1860.00	1950.00	2166.00	2166.00	1749.00
CEMENT (LOCAL) SPECIFY BRAND NAME	BAG	500.00	510.00	506.00	520.00	504.55	505.00	500.00
BRICKS (NEW) 1ST CLASS	P/1000	8000.00	8500.00	6300.00	6000.00	5600.00	4800.00	4800.00
CEMENT BLOCKS (6"x8"x12")	P/100	0.00	0.00	0.00	0.00	0.00	0.00	0.00
BAJREE	100CFT	5000.00	5400.00	5000.00	3600.00	4800.00	3300.00	2600.00
SAND (BLACK PIT SAND)	K100CFT	2000.00	3000.00	2750.00	2300.00	2000.00	1600.00	1800.00
TIMBER SHESHAM LOG 1ST QUALITY	cubmt.	52111.00	39500.00	63558.00	42377.00	77680.00	56500.00	52900.00
IRON BAR (M.S. BAR) 1/2"	P/TON	74000.00	73000.00	74000.00	72000.00	73750.00	71500.00	73000.00
CARPENTER WAGE RATE	P/DAY	700.00	725.00	600.00	800.00	800.00	725.00	800.00
MASON (RAJ) WAGE RATE	P/DAY	800.00	950.00	800.00	800.00	775.00	700.00	800.00
UNSKILLED LABOUR WAGE RATE	P/DAY	450.00	500.00	475.00	400.00	450.00	400.00	400.00
PLUMBER WAGE RSTE	P/DAY	700.00	0.00	625.00	800.00	800.00	700.00	800.00
ELECTICIAN WAGE RATE PER DAY **	P/DAY	700.00	0.00	0.00	800.00	0.00	0.00	0.00
ELECTICIAN WAGE RATE PER POINT **	P/PNT	150.00	127.50	115.00	85.00	95.00	80.00	70.00
WATER CHARGES PER HOUSE	P/MONTH	70.00	100.00	128.75	60.00	100.00	0.00	75.00
ELECT.CHARGES UPTO 50 UNITS	P/UNIT	2.00	2.00	2.00	2.00	2.00	2.00	2.00
ELECT.CHARGES 01 - 100 UNIT	P/UNIT	5.79	5.79	5.79	5.79	5.79	5.79	5.79
ELECT.CHARGES 101 - 300 UNIT	P/UNIT	9.90	9.90	9.90	9.90	9.90	9.90	9.90
ELECT.CHARGES 301 - 1000 UNIT	P/UNIT	15.63	15.63	15.63	15.63	15.63	15.63	15.63
ELECT.CHARGES ABOVE 1000 UNIT	P/UNIT	17.71	17.71	17.71	17.71	17.71	17.71	17.71
ELEC	PM	10.21	10.21	10.21	10.21	10.21	10.21	10.21
GAS CHRGR upto 3.3719 MMBTU	MMBTU	124.18	124.18	124.18	124.18	124.18	124.18	124.18
GAS CHRGR 3.3719 - 6.7438 MMBTU	MMBTU	248.37	248.37	248.37	248.37	248.37	248.37	248.37
GAS CHRGR 6.7438 - 10.1157 MMBTU	MMBTU	248.37	248.37	248.37	248.37	248.37	248.37	248.37
GAS CHRGR10.1157 - 13.4876 MMBTU	MMBTU	620.91	620.91	620.91	620.91	620.91	620.91	620.91
GAS	PM	620.91	620.91	620.91	620.91	620.91	620.91	620.91
GAS	PM	372.55	372.55	372.55	372.55	372.55	372.55	372.55
KEROSENE OIL	LTR	80.00	90.00	76.90	90.00	80.00	80.00	80.00
FIREWOOD WHOLE	40 KG.	600.00	675.00	600.00	550.00	555.00	525.00	500.00
CHAIR SHESHAM WOOD WITH ARMS **	EACH	2200.00	1850.00	1450.00	2000.00	1550.00	1550.00	1500.00
CHAIR PLASTIC (CHAIRMAN) AVERAGE QUALITY	EACH	500.00	550.00	725.00	725.00	675.00	650.00	575.00
TABLE SHESHAM WOOD (4X2X5") ***	EACH	10250.00	6500.00	4750.00	3500.00	4430.00	4500.00	3000.00
SOFASET WOODEN WITH FOAM SEAT **	SET	20000.00	12500.00	17500.00	18000.00	13500.00	12250.00	16000.00
COT IRON (WITH NIWAR)AV.QLTY.	EACH	1700.00	1750.00	2250.00	2200.00	1850.00	1750.00	1550.00
ALMIRAH (STEEL) 6'X3' 20 GUAGE	EACH	9000.00	8450.00	9750.00	8000.00	7000.00	7000.00	9000.00
DINNING TABLE 6 CHAIRS A.QLTY	SET	24000.00	13100.00	17500.00	25000.00	18250.00	17500.00	21000.00
SINGLE BED WITHOUT FOAM MED.	EACH	9000.00	5500.00	4750.00	8000.00	5625.00	4900.00	4750.00
MATRESS SINGLE(4"THICK)	EACH	5200.00	3900.00	4970.00	5240.00	5200.00	5200.00	5500.00
FARSHI DARI 12'X9' AV.QLTY	EACH	925.00	975.00	1125.00	2500.00	1200.00	1300.00	1000.00
DARI COTTON (6'x2 1/2) AV.QL	EACH	450.00	400.00	512.50	475.00	450.00	600.00	400.00
CARPET PLAIN AV. QLTY	SQFT.	41.00	35.00	57.50	35.00	31.83	30.00	25.00
QUILT (LIHAF) 3 KG. COTTON	EACH	1050.00	775.00	1000.00	1200.00	956.25	725.00	500.00
BLANKET (90" x 54")	EACH	2500.00	2450.00	4750.00	4200.00	3750.00	3750.00	2500.00
BEDSHEET SINGLE BED SUP.QLTY	EACH	375.00	360.00	825.00	700.00	633.33	525.00	650.00
BED SHEET DOUBLE WITH TWO PILLOW COVERS SUP QLTY	SET	800.00	1100.00	1625.00	1200.00	1258.33	1150.00	1100.00
TOWEL(3'x2') AV. QALTY	EACH	175.00	105.00	180.00	250.00	242.00	235.00	200.00
CELING FAN 48" SUPER QLTY **	EACH	2400.00	2400.00	2895.00	2850.00	3495.00	3095.00	3095.00
PEDESTAL FAN 22" SUPER QLTY	EACH	3500.00	3300.00	4500.00	4500.00	5550.00	4750.00	4600.00
REFG. DAWLENCE 10 CFT. D.DOOR	EACH	29500.00	36200.00	29400.00	29800.00	30300.00	30300.00	31500.00

Contd.

7.11 Intercity Consumer Prices April, 2015

Description	Unit	Wazira-bad	Sialkot	Faisalabad	Jhang	Multan	Muzaffar-garh	D.G. Khan
D-FREEZER WAVES 8 CFT.	EACH	29200.00	29400.00	28500.00	32000.00	30400.00	30400.00	31000.00
AIRCONDITIONER 1.5 TON PEL	EACH	40000.00	30000.00	41000.00	41500.00	40000.00	40000.00	42000.00
SPLIT AIR CONDITIONER 1.5 TON (SPECIFY BRAND NAME)	EACH	46000.00	41000.00	44000.00	48000.00	48400.00	48400.00	49500.00
AIRCOOLER SUPER ASIA	EACH	11500.00	10000.00	12000.00	13500.00	13000.00	13000.00	14500.00
WASHING MACHINE SINGER	EACH	15600.00	15600.00	16400.00	15450.00	15600.00	15600.00	15650.00
SEWING MACHINE(SINGER)	EACH	5860.00	5895.00	6095.00	5800.00	5995.00	6420.00	6695.00
GIZER LARGE SIZE 30 GALLON CAPACITY SUP QLTY	EACH	19400.00	13750.00	19500.00	22500.00	22400.00	22400.00	21400.00
GAS BURNER DOUBLE SPFY.BRAND	EACH	1350.00	1250.00	1550.00	2000.00	1475.00	1550.00	1300.00
ELECT. IRON PHILIPS MDL.1120	EACH	2200.00	1450.00	1780.00	1500.00	2200.00	1600.00	2100.00
ELECTRIC JUICER FOR APPLE	EACH	4200.00	6000.00	5750.00	7875.00	8400.00	8200.00	4000.00
S.STEEL DEGHCHI MEDIUM SIZE ***	EACH	650.00	430.00	575.00	400.00	767.50	400.00	350.00
ALUMINIUM COOKING PAN (DEGCHI) MED SIZE	EACH	480.00	460.00	475.00	550.00	296.25	285.00	350.00
NON STICK COOKING PAN (DEGCHI) SUP. QLTY	EACH	1500.00	675.00	1100.00	800.00	765.71	650.00	800.00
FRYING PAN STEEL AVG. QLTY MED. SIZE	EACH	500.00	310.00	325.00	400.00	295.00	195.00	375.00
TAWA IORN (MEDIUM SIZE) AVG. QLTY	EACH	275.00	275.00	225.00	275.00	192.50	190.00	200.00
S.STEEL PLATE A.QLTY.(M.SIZE)	EACH	82.50	67.50	57.50	80.00	75.00	55.00	60.00
TABLE SPOON S.STEEL SUP.QLTY.	DOZEN	350.00	305.00	375.00	350.00	275.83	245.00	350.00
WATER SET JUG+6 GLASSES (OMROC)	SET	350.00	737.50	725.00	450.00	450.00	475.00	400.00
TEA SET PAK. CHINAWARE 21 PCS.	SET	1600.00	1025.00	1500.00	2000.00	1637.50	1875.00	2000.00
DINNER SET PLASTIC 72 PIECES SUPERIOR QLTY	SET	5500.00	2750.00	8250.00	4500.00	4675.00	4750.00	6000.00
HOTPOT SET PLASTIC 3 PCS.	SET	825.00	825.00	1212.50	1350.00	1275.00	1050.00	1600.00
BUCKET(BALTI) PLASTIC MED.SIZ	EACH	250.00	205.00	325.00	300.00	290.00	255.00	350.00
LOTA PLASTIC (MED SIZE) AVERAGE QUALITY	EACH	40.00	35.00	40.00	50.00	49.17	55.00	60.00
PRESURE COOKER 4 LTR.	EACH	1750.00	912.50	1250.00	1620.00	1650.00	1650.00	1450.00
WATER COOLER 9/10 LTR.PLASTIC ***	EACH	612.50	400.00	675.00	900.00	513.00	525.00	600.00
THERMOS STARVAC 1 LTR	EACH	500.00	600.00	431.25	450.00	425.00	425.00	500.00
BULB PHILIPS 100-WATTS	EACH	30.00	25.00	25.00	30.00	30.00	30.00	30.00
TUBE LIGHT PHILIPS 40 WATTS	EACH	100.00	95.00	97.50	95.00	100.00	100.00	95.00
ELECTRIC BLUBS "0" WATTE LOCAL	EACH	18.00	20.00	20.00	20.00	20.00	20.00	20.00
ELECTRIC BLUB ENERGY SAVER 14 WATTS	EACH	160.00	155.00	162.50	140.00	165.00	165.00	165.00
WASHING SOAP 250 GMS SPECIFY BRAND NAME	EACH	38.00	20.00	25.00	20.00	22.00	20.00	25.00
SURF EXCEL 400 GMS POLY BAG	EACH	125.00	125.00	125.00	125.00	125.00	125.00	125.00
WASHING POWDER 1000 GRM	EACH	185.00	185.00	185.00	185.00	185.00	185.00	185.00
WASHING POWDER (WHEEL/ BONUS) 100 GRAMS	EACH	95.00	95.00	95.00	95.00	95.00	95.00	95.00
CLEANSER POWDER VIM 1000 GM	PKT.	77.78	70.00	72.22	72.22	72.22	72.22	72.22
FINIS 500 ML	BOTTLE	193.75	193.75	185.00	185.00	185.00	185.00	193.75
PHNYLE TYPHONE/FINIS/CARRANITE 3 LITRES	BOTTLE	130.00	120.00	145.00	169.09	165.00	165.00	169.09
HARPIC	BOTTLE	135.00	135.00	135.00	135.00	145.00	145.00	145.00
BOOT POLISH CHERRY/KIWI 50ML	EACH	111.11	100.00	100.00	100.00	111.11	111.11	100.00
ROBIN BLUE (35 GRAMS)	PKT.	45.00	45.00	45.00	50.00	50.00	50.00	50.00
TISSU PAPER PERFUMED 100 PCS.	PKT	95.00	90.00	95.00	95.00	99.00	99.00	105.00
TOILET PAPER ROLL (R.PETEL)	P/ROLL	38.00	38.00	38.00	38.00	38.00	38.00	38.00
BOOT POLISH LIQUID CHEERY BLOSSOM KIWI 75 ML	BOTTLE	150.00	125.00	140.00	145.00	150.00	150.00	150.00
MATCH BOX SMALL	EACH	1.00	2.00	2.00	2.00	2.00	2.00	2.00
DRY CELL 1.5 VOLT(LOCAL)	EACH	19.00	15.00	25.00	25.00	25.00	25.00	25.00
HAND STITCHING NEEDLE M.SIZE	PACKET	5.00	10.00	9.00	10.00	10.00	10.00	7.00
SEWING MACHINE NEEDLE (SINGER)	EACH	6.00	8.00	7.00	6.00	8.60	8.60	5.00
HOUSEHOLD SERVANT FEMALE P/T	P/MNTH	1500.00	1050.00	2250.00	2200.00	1500.00	1200.00	1350.00
MARRIAGE HALL WITH FURNITURE	P/HEAD	105.00	77.50	130.00	150.00	84.17	72.50	110.00
SEPTRAN TABLETS	10TAB.	16.00	16.00	15.00	16.00	16.00	16.00	16.10
BRUFEN TABS 200-MG.	10TAB.	10.00	10.00	10.00	10.00	10.00	10.00	10.00
PANADOL TAB. EXTRA/PLAIN	10TAB.	10.00	10.00	10.00	10.00	10.00	10.00	10.00
DISPRIN TAB.	10TAB.	10.00	10.00	10.00	10.00	10.00	10.00	10.00
TRISIL TAB.	10 TAB	10.00	10.00	10.00	10.00	10.00	10.00	10.00
FLAGYL TAB. 200 MG.	10TAB.	10.00	10.00	10.00	10.00	10.00	10.00	10.00
VENTOLIN TAB. 2MG.	10TAB.	9.00	9.00	9.00	9.00	9.00	9.00	9.00
DAONIL TAB. 5 MG.	10TAB.	17.00	17.00	17.00	17.00	17.00	17.00	17.00
ENTOX TAB.	10TAB.	10.00	10.00	10.00	10.00	10.00	10.00	10.00
RENITEC TAB. 5 MG.	10TAB.	59.00	59.00	59.00	59.00	59.00	59.00	59.00
CAC. 1000 TAB	BOTTLE	122.00	122.00	122.00	122.00	122.00	122.00	122.00
AMOXIL CAPSOLE 250 MG.S	10CAP.	36.00	36.00	36.00	36.00	36.00	36.00	36.00
CALCIUM SYRUP SANDOZ	BOTTLE	64.00	64.00	64.00	64.00	64.00	64.00	64.00

Contd.

7.11 Intercity Consumer Prices April, 2015

Description	Unit	Wazira-bad	Sialkot	Faisalabad	Jhang	Multan	Muzaffar-garh	D.G. Khan
LEDERPLEX SYRUP	BOTTLE	35.00	35.00	35.00	35.00	35.00	35.00	35.00
SANCOS SYRUP (50 ML.)	BOTTLE	30.00	30.00	30.00	30.00	30.00	30.00	30.00
PHENERGAN SYRUP 120 ML.	BOTTLE	33.00	33.00	33.00	33.00	33.00	33.00	33.00
CALPOL SYRUP 60 ML.	BOTTLE	28.00	28.00	28.00	28.00	28.00	28.00	28.00
HYDRYLLIN SYRUP 120 ML.	BOTTLE	65.00	65.00	65.00	65.00	65.00	65.00	65.00
POLYFAX EYE OINTMENT	TUBE	21.00	21.00	21.00	21.00	21.00	21.00	21.00
BETNESOL EYE DROPS	BOTTLE	33.89	33.89	33.89	33.89	33.89	33.89	33.89
EAR DROPS (CARDISPORINE) ***	BOTTLE	21.00	21.00	21.00	21.00	21.00	21.00	21.00
BETNOVATE-N OINTMENT 5 GMS	TUBE	16.00	16.00	16.00	16.00	16.00	16.00	16.00
BURNOL CREAM 30 GRM	TUBE	16.00	16.00	16.00	16.00	16.00	16.00	16.00
VICKS VAPORUB/BALM	BOTTLE	36.00	36.00	36.00	36.00	36.00	36.00	36.00
GLYCRINE SMALL BOTTLE	BOTTLE	17.00	17.50	20.00	30.00	20.00	20.00	20.00
JOUHAR JOSHANDA	PKT.	8.00	8.00	8.00	8.00	8.00	8.00	8.00
GALXOS-D (450 GRMS)	PKT.	157.50	151.88	168.75	168.75	168.75	168.75	157.50
GRIPE-WATER WOODWARDS	BOTTLE	55.00	55.00	50.00	55.00	55.00	55.00	50.00
SANIPLAST ONE PUTTY	EACH	2.00	1.40	2.00	2.00	1.40	1.40	1.40
O.R.S. (NIMCOL)	PKT.	17.00	15.00	17.00	15.00	17.00	17.00	17.00
DETTOL (MEDIUM)	BOTTLE	46.80	46.80	46.80	46.80	46.80	46.80	46.80
COTTON BANDAGE 2" - 4"	EACH	7.00	5.00	7.50	8.25	7.00	10.00	7.00
THERMOMETER CHINA	EACH	30.00	40.00	42.50	35.00	42.50	57.50	40.00
DOCTOR (MBBS) CLINIC FEE	PIPAT.	100.00	100.00	90.00	300.00	100.00	100.00	100.00
URINE TEST (DR) CHARGES	P/TEST	100.00	150.00	55.00	60.00	75.00	55.00	100.00
BLOOD TEST (CP) CHARGES	P/TEST	300.00	350.00	225.00	200.00	290.00	225.00	350.00
SUGAR TEST (RANDOM/FASTING BOTH) CHARGES	P/TEST	200.00	200.00	180.00	120.00	122.50	100.00	140.00
ECG CHARGES	P/TEST	200.00	150.00	200.00	200.00	300.00	125.00	275.00
X-RAY (CHEST) CHARGES	PIX-RAY	300.00	200.00	350.00	400.00	250.00	200.00	375.00
CAR SUZUKI 800 CC (W/O. A/C)	EACH	0.00	625000.00	652800.00	640000.00	655400.00	0.00	651800.00
CAR SUZUKI 1000 CC	EACH	0.00	1078300.00	1092800.00	1059000.00	1082800.00	0.00	1077300.00
CAR TOYOTA 1300 CC	EACH	0.00	1561500.00	1520500.00	1770500.00	1645500.00	0.00	1686000.00
CAR HONDA CIVIC	EACH	0.00	2027500.00	0.00	1700000.00	2072000.00	0.00	0.00
MOTORCYCLE HONDA CD-70.	EACH	63500.00	69900.00	64500.00	63500.00	66242.86	63500.00	63500.00
MOTORCYCLE YAMAHA 100CC.	EACH	79300.00	79300.00	79300.00	79300.00	80000.00	80000.00	79300.00
MOTOR CYCLE HERO 70 CC	EACH	42500.00	45000.00	47500.00	44500.00	47500.00	0.00	45000.00
BICYCLE WITH TYRES & TUBES	EACH	7000.00	7300.00	7600.00	8200.00	7500.00	7500.00	7750.00
TYRE CAR WITH TUBE GENERAL	EACH	3000.00	3000.00	3650.00	4300.00	2800.00	2900.00	2800.00
TYRE MOTOR CYCLE WITHOUT TUBE	EACH	1200.00	1120.00	1250.00	960.00	970.00	990.00	850.00
TYRE CYCLE SPECIFY BRAND NAME	EACH	330.00	375.00	425.00	360.00	325.00	325.00	320.00
TYRE CAR W/O TUBE	EACH	2700.00	2900.00	3600.00	4000.00	2800.00	0.00	2800.00
PETROL SUPER	LITRE	74.29	74.29	74.29	74.29	74.29	74.29	74.29
HIGH SPEED DIESEL HSD	LITRE	83.61	83.61	83.61	83.61	83.61	83.61	83.61
CNG	K.G.	71.50	71.50	71.50	0.00	71.50	71.50	0.00
GAS CYLINDER STAND. SIZE	EACH	990.00	1100.00	1050.00	1000.00	1100.00	1100.00	1050.00
MOTOR CYCLE SERVICE CHARGES	EACH	280.00	175.00	225.00	270.00	230.00	240.00	200.00
CAR SERVICE CHARGES	EACH	250.00	375.00	300.00	250.00	275.00	225.00	225.00
TYRE PUNCTURE CHARGES	EACH	50.00	75.00	70.00	50.00	70.00	65.00	30.00
CYCLE OVERHAULING CHARGES	EACH	200.00	337.50	275.00	400.00	281.00	290.00	275.00
CAR TAX FOR 800CC TO 1300CC	YEARLY	2650.00	2650.00	2650.00	2650.00	2650.00	2650.00	2650.00
TRAIN FARE ECO. 1-100 KM.	P/KM.	0.68	0.68	0.68	0.68	0.68	0.68	0.68
TRAIN FARE ECO. 101-500 KM.	P/KM.	0.98	0.98	0.98	0.98	0.98	0.98	0.98
TRAIN FARE ECO. > 500 KM.	P/KM.	0.89	0.89	0.89	0.89	0.89	0.89	0.89
TRAIN FARE IST SLP. 1-100KM	P/KM.	2.10	2.10	2.10	2.10	2.10	2.10	2.10
TRAIN FARE IST SLP.101-500 KM	P/KM.	2.59	2.59	2.59	2.59	2.59	2.59	2.59
TRAIN FARE IST SLP. > 500 KM	P/KM.	1.99	1.99	1.99	1.99	1.99	1.99	1.99
TRAIN FARE A/C SLP. 1-100KM.	P/KM	5.76	5.76	5.76	5.76	5.76	5.76	5.76
TRAIN FARE A/C SLP.101-500KM	P/KM.	4.59	4.59	4.59	4.59	4.59	4.59	4.59
TRAIN FARE A/C SLP > 500KM.	P/KM	4.16	4.16	4.16	4.16	4.16	4.16	4.16
PLATEFORM TICKET	EACH	10.00	10.00	10.00	10.00	10.00	10.00	10.00
AUTO RICKSHAW FARES	KM/MIN	50.00	60.00	65.00	50.00	30.00	30.00	70.00
FULL TONGA CHARGES	KM/MIN	60.00	60.00	75.00	80.00	49.38	50.00	56.00
TAXI 4 SEATER FARE	KM/MIN	100.00	100.00	60.00	100.00	100.00	100.00	50.00
BUS FARE MIN (WITHIN CITY)	TICKET	10.00	0.00	15.00	0.00	11.00	0.00	0.00
BUS FARE MAX (WITHIN CIT	TICKET	15.00	0.00	30.00	0.00	23.00	0.00	0.00

Contd.

7.11 Intercity Consumer Prices April, 2015

Description	Unit	Wazira-bad	Sialkot	Faisalabad	Jhang	Multan	Muzaffar-garh	D.G. Khan
BUS FARE OUTSIDE CITY	P/KM.	0.93	0.93	0.93	0.93	0.93	0.93	0.93
A/C BUS FARE OUTSIDE CITY	P/KM.	1.45	1.11	1.74	1.56	1.40	1.40	1.40
MINIBUS FARE MIN.WITH IN CITY	TICKET	10.00	0.00	0.00	0.00	11.00	0.00	0.00
MINIBUS FARE MAX.WITH IN CITY	TICKET	10.00	0.00	0.00	0.00	24.00	0.00	0.00
SUZUKI FARE MIN.WITH IN CITY	TICKET	0.00	15.00	15.00	15.00	11.00	0.00	8.00
SUZUKI FARE MAXIMUM W.IN CITY	TICKET	0.00	20.00	27.50	20.00	23.00	0.00	8.00
AIR FARE ECONOMY CLASS.	P/KM.	0.00	0.00	19.26	0.00	19.26	0.00	0.00
POSTAL ENVELOPE DOMESTIC	EACH	8.00	8.00	8.00	8.00	8.00	8.00	8.00
ENVELOPE FOR SAUDI ARABIA	EACH	50.00	50.00	50.00	50.00	50.00	50.00	50.00
POSTAL REGISTRATION CHARGES	EACH	28.00	28.00	28.00	28.00	28.00	28.00	28.00
U.M.S. REG CHARGES MIN.	EACH	59.00	59.00	58.00	58.00	59.00	59.00	59.00
T.C.S. CH. MIN.WITH IN ZONE	EACH	110.00	110.00	150.00	150.00	150.00	150.00	110.00
TELEPHONE CHARGES LOCAL CALL	P/CALL	3.94	3.94	3.94	3.94	3.94	3.94	3.94
TEL CHARGES OUT SIDE CITY	P/CALL	3.94	3.94	3.94	3.94	3.94	3.94	3.94
INTERNET CHARGES	PI/HOUR	20.00	25.00	22.50	50.00	20.00	22.50	20.00
MOBILE CELL CHARGES	PI/UNIT	3.00	3.06	3.00	3.00	3.00	4.00	3.00
FAX CHARGES (LOCAL)	PI/PAGE	30.00	10.00	12.50	30.00	10.00	15.00	15.00
TELEPHONE SET AV. QLTY	EACH	475.00	300.00	475.00	900.00	775.00	475.00	900.00
MOBILE SET NOKIA/SONY/ERICSON/SAMSUNG WITHOUT CAMERA	EACH	4250.00	2600.00	2200.00	2975.00	3250.00	3250.00	2600.00
T.V. 20" COLORED WEGA H-A21.	EACH	18500.00	20000.00	24500.00	16500.00	23500.00	23500.00	23500.00
T.V 20" COLOR CHINA/KORIA)	EACH	7000.00	13500.00	16350.00	11900.00	14500.00	15000.00	14900.00
V.C.P. PANASONIC/LG/NAT	EACH	0.00	5450.00	5750.00	0.00	5000.00	0.00	5000.00
DVD/VCD PLAYER PANASONIC/LG	EACH	4100.00	4500.00	4000.00	4000.00	4420.00	4200.00	4000.00
RADIO WITH C.PLAYER NATIONAL	EACH	2500.00	2250.00	2175.00	1650.00	3333.33	0.00	3000.00
PERSONNEL COMPUTER (BRANDED)	EACH	37500.00	35000.00	38820.00	45000.00	48200.00	48200.00	35000.00
VID. CASSETTE BLK. TDK/SONY	EACH	0.00	100.00	150.00	0.00	180.00	170.00	150.00
COM. C.D. (TDK/IMATION)	EACH	35.00	42.50	67.50	40.00	60.00	60.00	60.00
TAPE RECORDER CASSETTE BLANK	EACH	35.00	30.00	65.00	60.00	50.00	42.50	40.00
VIDEO GAME SEGA 16 BYTE	EACH	0.00	1250.00	1500.00	1150.00	1300.00	0.00	1600.00
CINEMA A/C. HIGH CLASS	TICKET	0.00	40.00	150.00	0.00	150.00	0.00	0.00
CINEMA NON-A/C HIGH CLASS	TICKET	0.00	40.00	100.00	50.00	80.00	40.00	35.00
CABLE CHARGES	PER MONT	300.00	250.00	300.00	300.00	300.00	275.00	350.00
TV.LICENCE FEE DOMESTIC	YEARLY	420.00	420.00	420.00	420.00	420.00	420.00	420.00
ENGLISH BOOK CLASS V1	EACH	78.00	78.00	78.00	78.00	78.00	78.00	78.00
ENGLISH BOOK CLASS IX OR X	EACH	130.00	130.00	130.00	130.00	130.00	130.00	130.00
ENG. BOOK IST.YR COMPLETE SET	EACH	84.00	84.00	84.00	84.00	84.00	84.00	84.00
ENGLISH BOOK BA/B.SC	EACH	178.00	178.00	178.00	178.00	178.00	178.00	178.00
URDU BOOK CLASS V (T.B.BORD)	EACH	71.00	71.00	71.00	71.00	71.00	71.00	71.00
URDU BOOK CLASS IX/X(T.B.B)	EACH	137.00	137.00	137.00	137.00	137.00	137.00	137.00
URDU BOOK IST.YEAR/INTER	EACH	53.00	53.00	53.00	53.00	53.00	53.00	53.00
URDU BOOK BA/B.SC	EACH	140.00	140.00	140.00	140.00	140.00	140.00	140.00
MATHS BOOK CALSS V (T.B.B)	EACH	84.00	84.00	84.00	84.00	84.00	84.00	84.00
MATHS BOOK CLASS IX OR X	EACH	270.00	270.00	270.00	270.00	270.00	270.00	270.00
MATHS BOOK IST.YEAR (T.B.B)	EACH	156.00	156.00	156.00	156.00	156.00	156.00	156.00
PAKISTAN STUDIES BOOK BA/B.SC	EACH	125.00	125.00	125.00	125.00	125.00	125.00	125.00
DAILY "DAWN"	P/COPY	19.00	19.00	19.00	19.00	19.00	19.00	19.00
DAILY "JANG"	P/COPY	12.00	12.00	12.00	12.00	12.00	12.00	12.00
DAILY "NAWA-E-WAQT"	P/COPY	12.00	12.00	12.00	12.00	12.00	12.00	12.00
WEEKLY "AKHBAR-E-JAHAN"	P/COPY	55.00	55.00	55.00	55.00	55.00	55.00	55.00
WEEKLY "MAG"	P/COPY	45.00	45.00	45.00	45.00	45.00	45.00	45.00
MONTHLY "NAUNEHAL DIGEST"	P/COPY	35.00	35.00	35.00	35.00	35.00	35.00	35.00
PAPER FOOLSCAPE (27"x17")	QUIRE	30.00	30.00	45.00	55.00	37.50	32.50	27.50
EXERCISE.BOOK LINED 80/100 PGS	EACH	40.00	80.00	57.50	60.00	32.50	27.50	27.50
PENCIL.GOLDFISH/DEER	EACH	7.00	7.00	6.00	6.00	6.50	6.00	6.00
PEN INK DOLLOR 57 ML BOTTLE	EACH	20.00	25.00	20.00	20.00	20.00	20.00	20.00
PHOTOSTATE PAPER 70 GM	PRT	280.00	275.00	345.00	330.00	267.50	330.00	360.00
BALL PEN (local)	EACH	5.00	5.00	5.00	6.00	5.50	6.00	6.00
FOUNTAIN PEN HERO/WINGS/CHINA	EACH	40.00	40.00	50.00	50.00	45.00	45.00	35.00
PRIVATE SCHOOL FEE ENGLISH MED. AVG.STAND.(CLASS I)	P/MONTH	1100.00	900.00	1800.00	1400.00	2016.67	766.67	1300.00
PRIVATE SCHOOL FEE ENGLISH MED. AVG.STAND. (CLASS V)	P/MONTH	1300.00	1000.00	2000.00	1400.00	2250.00	833.33	1350.00
PRIVATE SCHOOL FEE ENGLISH MED. AVG.STAND. (CLASS VI)	P/MONTH	1500.00	1000.00	2000.00	1550.00	2416.67	966.67	1400.00
PRIVATE SCHOOL FEE ENGLISH MED. AVG.STAND. (CLASS X)	P/MONTH	1700.00	1200.00	2200.00	1650.00	2683.33	1400.00	2250.00

Contd.

7.11 Intercity Consumer Prices April, 2015

Description	Unit	Wazira-bad	Sialkot	Faisalabad	Jhang	Multan	Muzaffar-garh	D.G. Khan
PRIVATE MEDICLE COLLEGE FEE MBBS (1ST YEAR)	P/MONTH	0.00	0.00	25000.00	0.00	48750.00	0.00	0.00
PRIVATE ENGINEERING COLLEGE FEE (ISTR YEAR)	P/MONTH	0.00	0.00	3200.00	0.00	0.00	0.00	0.00
GOVT. COLLEGE FEE 1ST. YEAR	MONTH	50.00	50.00	50.00	50.00	50.00	50.00	50.00
GOVT. COLLEGE FEE 4TH. YEAR	MONTH	60.00	60.00	60.00	60.00	60.00	60.00	60.00
GOVT. UNIVERSITY FEE MSC.	MONTH	77.50	0.00	70.00	115.00	217.00	217.00	330.00
GOVT. MED. COLLEGE FEE MBBS	MONTH	873.00	0.00	1250.00	0.00	1250.00	873.00	1250.00
GOVT. ENGG. COLL. FEE I YEAR	MONTH	1558.00	0.00	3200.00	0.00	1666.67	500.00	0.00
COACHING FEE FOR CLASS IX/X	P/MONTH	500.00	550.00	1200.00	1200.00	800.00	500.00	500.00
COACHING CHARGES FOR CLASS 1ST YEAR/INTER (SCIENCE)	P/MONTH	1000.00	1900.00	1700.00	1800.00	1200.00	900.00	1500.00
COACHING CHARGES FOR CLASS 1ST YEAR/INTER (COMMERCE)	P/MONTH	1000.00	2400.00	1375.00	1800.00	1133.33	900.00	1000.00
I.T. TUITION FEES	P/MONTH	3900.00	0.00	1550.00	1000.00	1133.00	0.00	2000.00
MBA TUITION FEES	P/MONTH	2000.00	0.00	15000.00	0.00	6666.67	0.00	2000.00
BREAD TANDOORI ST. SIZE	EACH	6.00	7.00	6.00	6.00	6.00	6.00	5.00
COOKED MUTTON (AV. HOTEL)	PLATE	120.00	125.00	135.00	150.00	105.00	125.00	95.00
COOKED BEEF (AV. HOTEL)	PLATE	60.00	62.50	72.50	90.00	80.00	80.00	65.00
COOKED DAL (AV. HOTEL)	PLATE	35.00	32.50	42.50	60.00	40.00	45.00	35.00
CHICKEN BIRYANI FULL/DOUBLE	PLATE	120.00	120.00	120.00	180.00	131.67	100.00	85.00
TEA PREPARED (ORDINARY)	CUP	20.00	17.50	20.00	15.00	20.00	17.50	20.00
HAIRCUT CHARGES FOR MEN	P/CUT	60.00	50.00	62.50	50.00	58.33	47.50	50.00
BEAUTY PORL HAIR STYL CHARGE	P/STY.	300.00	160.00	212.50	120.00	225.00	190.00	175.00
SHAVING CHARGES	PER SHV	40.00	30.00	32.50	30.00	30.00	27.50	35.00
LIPSTICK S.MISS/MEDORA	EACH	110.00	90.00	110.00	110.00	120.00	120.00	110.00
NAIL POLISH S.MISS/MEDORA	EACH	60.00	52.50	105.00	115.00	100.00	100.00	55.00
PERFUME MED.SIZE MEDORA/BROACH	EACH	120.00	180.00	200.00	200.00	120.00	120.00	180.00
HAIR-OIL AMLA/CHAMBELI	BOTTLE	110.00	100.00	120.00	110.00	110.00	110.00	110.00
TOILET SOAP LUX 95 GRAMS	EACH	40.38	40.38	40.38	40.38	40.38	40.38	40.38
TOILET SOAP LIFEBOUY 140 GRM	EACH	36.00	36.00	36.00	36.00	36.00	36.00	36.00
TOILET SOAP SAFEGUARD BATH SIZE	EACH	50.00	50.00	48.00	48.00	50.00	50.00	50.00
TOOTHPASTE MACKLINES 70 GRM	EACH	50.00	50.00	50.00	50.00	50.00	50.00	50.00
TOOTHPAST MED SIZE CLGATE 70 GMS	EACH	60.67	60.67	60.67	60.67	60.67	60.67	60.67
TOOTHBRUSH SHEILD A/PLAUQUE	EACH	45.00	40.00	60.00	55.00	30.00	25.00	35.00
TOOTHPOWDER DENTONIC 90 GRM	EACH	25.00	25.00	28.00	28.00	28.00	28.00	28.00
HAIR-COLOUR BEGIN (6 GMS)	EACH	100.00	100.00	95.00	100.00	100.00	100.00	100.00
HAIR COLOUR (KALAKOLA)	BOTTLE	140.00	120.00	120.00	130.00	130.00	130.00	130.00
FACECREAM PONDS (MEDIUM)	EACH	110.00	105.00	110.00	110.00	110.00	110.00	110.00
TALC POWDER VICE ROAY,B.CAT	EACH	135.00	120.00	150.00	130.00	145.00	145.00	135.00
BLADE TREET ORDINARY 10'S	PKT.	40.00	32.50	30.00	30.00	29.67	30.00	35.00
BLADE 7-O-CLOCK STAIN. 5'S	PKT.	35.00	30.00	30.00	35.00	30.00	30.00	35.00
SHAMPOO SUNSILK/PAINTIN 100 ML	BOTTLE	110.00	110.00	110.00	110.00	110.00	110.00	110.00
BEAUTY CREAM (FAIR & LOVELY)	EACH	155.00	99.00	65.00	155.00	155.00	155.00	115.00
HAIR REMOVING CREAM (EU-CREAM)	TUBE	65.00	65.00	60.00	60.00	60.00	60.00	60.00
GEL MEDIUM SIZE	BOTTLE	60.00	65.00	95.00	60.00	100.00	100.00	130.00
DISPOSABLE RAZOR GILLET-II	EACH	40.00	40.00	37.50	45.00	35.00	35.00	37.00
SHAVING CREAM TOUCH-ME/ADM.	EACH	65.00	60.00	55.00	60.00	65.00	65.00	65.00
GOLD TEZABI 24 CT	10 GM.	40300.00	40380.00	39540.00	39780.00	40040.00	40040.00	39866.00
SILVER TEZABI 24 CT	10 GM.	600.00	670.00	621.00	600.00	574.00	575.00	574.00
ARTIFICIAL JEWELLARY SET	SET	800.00	187.50	575.00	400.00	656.25	575.00	450.00
WRIST WATCH GENTS CITIZEN (ORIGINAL) ***	EACH	2500.00	2450.00	5250.00	5000.00	2500.00	2600.00	2500.00
WRIST WATCH LADIES CITIZEN (ORIGINAL) ***	EACH	2400.00	2450.00	5250.00	5000.00	2500.00	2500.00	2500.00
WALL CLOCK QUARTZ AV.QLTY	EACH	425.00	310.00	537.50	1000.00	400.00	325.00	450.00
SUITCASE REXIN (24"x16"x6")	EACH	900.00	692.50	1150.00	900.00	775.00	725.00	1200.00
TRUNK MEDIUM SIZE ***	EACH	1500.00	1325.00	1450.00	1000.00	1191.67	1325.00	1500.00
PURSE LADIES (LEATHER) AVERAGE QUALITY	EACH	700.00	450.00	475.00	900.00	1266.67	1300.00	450.00

7.11 Intercity Consumer Prices April, 2015

Description	Unit	Vehari	Sargodha	Mianwali	Bahawal- pur	Bahawal- nagar	R.Y. Khan	Karachi
WHEAT	10 KG.	325.00	315.00	340.00	323.75	280.63	290.00	350.00
WHEAT FLOUR FINE/SUPERIOR.	KG.	40.00	38.00	43.00	40.50	40.00	39.00	46.31
WHEAT FLOUR AVG. QLTY	KG.	38.50	36.00	38.00	38.00	38.00	38.00	38.62
WHEAT FLOUR BAG	10 KG.	380.00	365.00	380.00	380.00	360.00	360.00	403.08
MAIDA	KG.	47.50	50.00	50.00	45.00	50.00	50.00	51.54
SUJI	KG.	47.50	50.00	50.00	45.00	50.00	50.00	53.08
BESAN AV. QLTY.	KG.	80.00	75.00	80.00	80.00	80.00	74.29	83.08
RICE BASMATI SUP. QLTY.	KG.	135.00	95.00	120.00	135.00	97.50	140.00	153.08
RICE BASMATI 385/386	KG.	87.50	62.50	90.00	120.00	67.50	75.00	86.54
RICE BASMATI BROKEN AV.QLTY	KG.	65.00	57.50	80.00	60.00	47.50	75.00	73.08
RICE IRRI-6 (SINDH/PUNJAB)	KG.	35.00	50.00	95.00	52.50	40.00	35.00	51.54
VERMICELLI	KG.	80.00	70.00	100.00	75.00	80.00	80.00	81.54
BREAD PLAIN MEDIUM SIZE	EACH	40.00	40.00	40.00	45.00	40.00	35.00	45.00
RUSK (PAPAY)	KG.	190.00	180.00	200.00	190.00	200.00	200.00	186.15
BISCUITS-PACKED	PKT	35.00	35.00	35.00	35.00	35.00	35.00	35.00
BISCUIT-BAKERY (LOOSE)	250 GM	75.00	75.00	80.00	85.00	70.00	75.00	76.54
CORNFLAKS FAUJI 225 GM.	PKT	176.40	166.50	166.50	175.50	171.00	176.40	171.00
SAMOSA (VEGATABLE)	EACH	15.00	17.50	20.00	10.00	20.00	15.00	12.92
PASTRY AV.QLTY.	EACH	30.00	30.00	30.00	30.00	30.00	30.00	18.62
PATTIES (VEGATABLES)	EACH	15.00	30.00	30.00	20.00	25.00	25.00	15.31
NIMCO	250 GM	70.00	65.00	80.00	60.00	80.00	80.00	81.54
CHIPS	250 GM	62.50	90.00	80.00	70.00	140.00	128.00	96.54
BEEF WITH BONE AV.QLTY.	KG	250.00	275.00	280.00	265.00	260.00	250.00	346.15
MUTTON AV.QLTY.	KG	480.00	550.00	500.00	562.50	550.00	500.00	659.23
CHICKEN FARM BROILER (LIVE)	KG	145.00	145.00	120.00	146.00	160.00	168.00	156.54
FISH-RAHU MEDIUM SIZE	KG	290.00	192.50	300.00	290.00	280.00	300.00	292.31
MILK FRESH (UNBOILED)	LTR.	65.00	60.00	60.00	60.00	60.00	60.00	84.00
CURD	KG.	71.25	70.00	80.00	70.00	75.00	80.00	120.00
MILK TETRA PACK 1/2 LTR.	PKT.	60.00	60.00	60.00	60.00	60.00	60.00	60.00
LACTOGEN 400 GRAMS	PKT.	435.00	432.50	435.00	435.00	435.00	435.00	425.00
POWDER MILK NIDO 400GM.	PKT	360.00	360.00	360.00	360.00	370.00	350.00	360.00
MILK POWDER LOOSE/PACKED	KG.	440.00	525.00	450.00	475.00	550.00	500.00	486.15
BUTTER LOCAL PACKED	50 GM.	25.00	30.00	40.00	35.00	21.42	25.00	24.62
EGGS FARM	DOZ	80.00	75.00	80.00	78.00	84.75	74.00	78.62
MUSTARD OIL AV.QLTY.	KG.	175.00	162.50	180.00	145.00	160.00	180.00	161.54
COOKING OIL (DALDA)	2.5LTR	465.00	462.50	485.00	465.00	470.00	485.00	468.00
COOKING OIL (PAKWAN) OTHER BRAND SPECIFY	2.5 LTR	500.00	400.00	485.00	465.00	470.00	485.00	455.00
VEGETABLE GHEE TIN	2.5KG.	460.00	467.00	500.00	460.00	450.00	460.00	453.00
VEGETABLE GHEE (LOOSE)	KG.	175.00	132.00	115.00	140.50	125.00	142.00	146.54
DATES AV.QLTY.	KG.	190.00	135.00	160.00	190.00	215.00	160.00	232.31
PISTACHIO AV.QLTY.	50 GM.	100.00	140.00	90.00	105.00	110.00	110.00	123.08
ALMONDS WHOLE AV.QLTY.	KG.	512.50	475.00	400.00	425.00	600.00	600.00	1061.54
COCONUT DRY AV.QLTY.	KG.	290.00	290.00	240.00	272.50	300.00	270.00	366.15
RAISINS AV.QLTY.	50 GM.	21.00	17.50	20.00	23.00	20.00	20.00	26.54
GROUNDNUTS (WITH SHELL)	KG.	155.00	180.00	180.00	230.00	160.00	170.00	306.15
MALTA/MOSAMBI	DOZ	190.00	72.50	120.00	200.00	150.00	200.00	126.15
KINNU	DOZ	95.00	75.00	60.00	170.00	125.00	175.00	153.08
APPLE	KG	155.00	95.00	100.00	115.00	150.00	100.00	146.15
ALOO BUKHARA	KG	0.00	0.00	0.00	0.00	0.00	0.00	0.00
POMEGRANATE (ANNAR)	KG	0.00	0.00	0.00	0.00	0.00	0.00	0.00
GRAPES	KG	0.00	0.00	0.00	0.00	0.00	0.00	0.00
BANANAS	DOZ	75.00	55.00	60.00	55.00	55.00	60.00	73.08
MANGO KALMI	KG	0.00	0.00	0.00	0.00	0.00	0.00	0.00
GUAVA	KG	45.00	80.00	70.00	65.00	40.00	40.00	66.15
WATERMELON (TURBOOZ)	KG	40.00	50.00	40.00	50.00	50.00	40.00	33.08
MUSKMELON (KHARBOOZA)	KG	45.00	40.00	35.00	35.00	40.00	40.00	33.08
SWEETMELON (GARMA)	KG	0.00	0.00	0.00	0.00	0.00	0.00	0.00
PULSE MASOOR (WHOLE)	KG.	125.00	115.00	130.00	120.00	120.00	120.00	121.54
PULSE MASOOR (WASHED)	KG.	135.00	150.00	170.00	140.00	120.00	120.00	133.08
PULSE MOONG (WASHED)	KG.	175.00	155.00	165.00	165.00	140.00	160.00	173.08

Contd.

7.11 Intercity Consumer Prices April, 2015

Description	Unit	Vehari	Sargodha	Mianwali	Bahawal- pur	Bahawal- nagar	R.Y. Khan	Karachi
WHEAT	10 KG.	325.00	315.00	340.00	323.75	280.63	290.00	350.00
PULSE MASH (WASHED)	KG.	165.00	165.00	140.00	165.00	155.00	160.00	153.08
PULSE GRAM	KG.	72.50	67.50	67.00	77.50	70.00	70.00	83.08
GRAM WHOLE BLACK AV.QLTY.	KG.	62.50	75.00	60.00	72.50	70.00	70.00	73.08
GRAM WHOLE YELLOW AV.QLTY	KG.	115.00	100.00	100.00	105.00	105.00	100.00	126.15
BEANS (LAL LOBIA)	KG.	190.00	135.00	180.00	150.00	160.00	140.00	153.08
POTATOES	KG	15.00	15.00	15.00	18.00	17.50	18.00	18.62
ONION	KG	40.00	42.50	40.00	50.00	40.00	40.00	41.54
TURNIP	KG	0.00	0.00	0.00	0.00	0.00	0.00	0.00
RADISH	KG	0.00	0.00	0.00	0.00	0.00	0.00	0.00
TOMATOES	KG	55.00	40.00	60.00	60.00	50.00	40.00	43.08
CABBAGE	KG	19.00	27.50	18.00	22.50	20.00	30.00	43.08
CAULIFLOWER	KG	20.00	40.00	30.00	42.50	35.00	30.00	43.08
BRINJAL	KG	0.00	0.00	0.00	0.00	0.00	0.00	0.00
PUMPKIN	KG	0.00	0.00	0.00	0.00	0.00	0.00	0.00
BOTTLEGOURD	KG	40.00	45.00	40.00	62.50	45.00	50.00	53.08
LADY FINGER	KG	0.00	0.00	0.00	0.00	0.00	0.00	0.00
PEAS	KG	65.00	65.00	40.00	62.50	100.00	60.00	53.08
SPINACH	KG	0.00	0.00	0.00	0.00	0.00	0.00	0.00
TINDA	KG	150.00	115.00	50.00	140.00	160.00	40.00	92.31
TURAI	KG	0.00	0.00	0.00	0.00	0.00	0.00	0.00
KARAILA	KG	0.00	0.00	0.00	0.00	0.00	0.00	0.00
ARVI	KG	0.00	0.00	0.00	0.00	0.00	0.00	0.00
CHILLIES GREEN	KG	65.00	150.00	60.00	65.00	80.00	80.00	86.15
CARROT	KG	30.00	65.00	15.00	52.50	0.00	50.00	43.08
COCUMBER (KHEERA)	KG	17.50	20.00	30.00	20.00	17.50	20.00	26.54
LEMON	250GM	60.00	16.50	30.00	32.50	50.00	30.00	43.08
SUGAR REFINED	KG.	57.00	57.00	58.00	56.00	56.00	55.25	58.62
GUR AV.QLTY	KG.	75.00	75.00	80.00	67.50	70.00	70.00	96.54
HONEY LANGANESE 500 GM.	BOTTLE	892.50	875.00	880.00	850.00	850.00	780.00	800.00
MILO 200 GM.	BOTTLE	205.00	200.00	240.00	220.00	220.00	190.00	210.00
CUSTARD POWDER RAFHAN 300 GM.	PKT	75.00	75.00	75.00	75.00	75.00	75.00	75.00
TOFFEE (HILAL)	EACH	2.00	2.00	1.00	1.00	2.00	2.00	1.00
CHOWKELATE CANDY (SMALL SIZE)	EACH	5.00	5.00	5.00	5.00	5.00	5.00	5.00
SWEETMEAT (MIXED)	KG	280.00	270.00	300.00	335.00	280.00	330.00	486.15
ICE CREAM WALLS	CUP.	40.00	40.00	40.00	40.00	40.00	40.00	40.00
ICE	KG	5.50	10.00	3.00	7.50	10.00	8.00	10.00
JAM AHMED/MITCHELLES	BOTTLE	135.00	135.00	140.00	140.00	140.00	140.00	131.54
SQUASH-MITCHELLES	BOTTLE	150.00	150.00	150.00	160.00	150.00	150.00	140.00
ROOH AFZA	BOTTLE	150.00	150.00	150.00	150.00	150.00	145.00	145.00
JAM-E-SHIREEN	BOTTLE	160.00	150.00	150.00	160.00	150.00	145.00	150.00
SAUNF	50 GM	19.00	15.00	20.00	22.00	17.50	15.00	21.54
CINAMON LOOSE AV. QLTY	50 GM.	20.00	30.00	20.00	20.00	30.00	25.00	26.54
CUMINSEED WHITE NATIONAL	50 GM.	52.00	52.00	52.00	52.00	54.00	54.00	54.00
PEPPER BLACK NATIONAL	50 GM.	96.00	96.00	100.00	96.00	96.00	96.00	96.00
CLOVES LOOSE AV.QLTY	50 GM.	95.00	135.00	94.75	105.00	100.00	90.00	85.00
CARDAMOM LARGE LOOSE AV.QLTY	50 GM.	155.00	150.00	120.00	137.50	180.00	170.00	173.08
CARDAMOM SMALL AV.QLTY	50 GM.	110.00	125.00	120.00	115.00	100.00	95.00	136.15
SALT-POWDERED (LAHORI) LOOSE	KG.	11.00	9.00	10.00	10.00	10.00	10.00	12.00
SALT POWDERED (NATIONAL/SHAN)	PKT	25.00	25.00	25.00	25.00	25.00	25.00	25.00
CHILLIES POWD.NATIONAL 200GM	PKT	105.00	105.00	105.00	105.00	105.00	105.00	105.00
CHILLIES POWDER LOOS	KG.	230.00	265.00	320.00	210.00	240.00	280.00	296.15
CORRIANDER SEED POWD.NATIONAL	PKT	78.00	78.00	104.00	104.00	78.00	78.00	104.00
CORRIANDER SEED (LOOSE)	PKT.	265.00	275.00	320.00	312.50	300.00	280.00	253.08
TURMERIC POWD.NATIONAL 50GM	PKT.	35.00	35.00	35.00	35.00	35.00	35.00	35.00
CURRY POWD. NATIONAL 200 GM	PKT.	87.00	87.00	87.00	87.00	87.00	87.00	86.00
TOMATO KETCHUP AHMED/MITCHL	BOTTLE	95.00	85.00	80.00	70.00	100.00	120.00	80.00
PICKLES AHMED/MITCHELLES	BOTTLE	120.00	110.00	100.00	105.00	120.00	120.00	100.00
VINEGAR SYNTHETIC (SIRKA)	BOTTLE	85.00	50.00	70.00	50.00	90.00	80.00	60.00
GARLIC	KG	155.00	115.00	100.00	140.00	150.00	140.00	149.23

Contd.

7.11 Intercity Consumer Prices April, 2015

Description	Unit	Vehari	Sargodha	Mianwali	Bahawal- pur	Bahawal- nagar	R.Y. Khan	Karachi
WHEAT	10 KG.	325.00	315.00	340.00	323.75	280.63	290.00	350.00
GINGER	KG	160.00	137.50	220.00	140.00	160.00	180.00	173.08
TAPAL DANEDAR TEA 200GM PACKET	PKT	136.84	129.47	126.32	136.84	136.84	136.84	136.84
TEA LIPTON YELLOW LABEL 200GM.	PKT.	149.47	149.47	142.00	149.47	149.47	149.47	149.47
TEA LOOSE KENYA AV.QLTY 250GM.	PKT.	130.00	135.00	150.00	147.50	135.00	127.50	126.54
COFFEE-NESCAFE 75 GM. **	BOTTLE	350.00	360.00	320.00	360.00	355.00	360.00	320.00
COLD DRINK (STANDARD SIZ)	BOTTLE	22.00	23.50	25.00	22.00	25.00	25.00	25.00
FRUIT JUICE TETRA PACK	PKT.	15.00	20.00	20.00	15.00	20.00	15.00	18.00
MINERAL WATER NESTLE 1.5 LTR	BOTTLE	50.00	50.00	50.00	47.00	50.00	50.00	50.00
CIGARETTES K-2 10'S **	PKT	48.00	48.00	47.00	45.00	45.00	45.00	45.00
CIGARETTES CAPSTAN 10'S **	PKT	50.00	50.00	50.00	50.00	50.00	50.00	50.00
CIGARETTES GOLD LEAF 20'S	PKT	100.00	100.00	100.00	98.00	100.00	100.00	100.00
CIGARETTES MORVEN GOLD 20'S	PKT	50.00	50.00	50.00	50.00	50.00	50.00	50.00
BETEL LEAVES	50GM.	62.50	75.00	75.00	105.00	50.00	60.00	80.00
BETEL NUTS	KG.	312.50	290.00	290.00	355.00	270.00	260.00	266.15
LONG CLOTH 57" GUL AHMED/AL-KARAM	METER	165.00	225.00	200.00	180.00	270.00	270.00	170.00
SHIRTING AV.QLTY.	METER	155.00	140.00	150.00	115.00	200.00	200.00	143.08
PANT CLOTH W & WEAR AV.QLTY	METER	412.50	450.00	400.00	525.00	550.00	500.00	379.62
LAWN PRINTED GUL AHMED/AL-KARAM	METER	175.00	360.00	200.00	366.00	360.00	360.00	360.00
GEORGETTE AV.QLTY	METER	145.00	162.50	105.00	110.00	240.00	225.00	114.62
LINEN AV.QLTY ***	METER	160.00	135.00	140.00	125.00	240.00	240.00	126.15
HEAVY WT SUITING LAWERNCPUR AVG QLTY	METER	1200.00	950.00	950.00	1500.00	1500.00	1300.00	1415.38
HEAVY WT SUITING LAWERNCPUR SUP QLTY	METER	1950.00	1350.00	1200.00	2100.00	2000.00	1600.00	1815.38
TROPICAL SUITING LAW.PUR	METER	1000.00	1100.00	950.00	1350.00	1400.00	1100.00	1200.00
PANT BOY 24"/26" LENGTH.	EACH	525.00	412.50	350.00	462.50	550.00	500.00	424.62
SHIRT BOY 24"/26" LENGTH	EACH	275.00	300.00	255.00	387.50	400.00	490.00	330.77
SCHOOL UNI. PANT,SHIRT BOYS	SUIT	412.50	475.00	600.00	725.00	900.00	925.00	726.92
SCHOOL UNI. KAMEEZ,SHAL.BOYS	SUIT	412.50	550.00	600.00	725.00	900.00	700.00	565.38
SCHOOL UNI. KAMEEZ,SHAL.GIRL	SUIT	412.50	550.00	650.00	687.50	900.00	800.00	630.77
FROCK W/WEAR GIRLS	EACH	625.00	925.00	1000.00	2300.00	1500.00	995.00	878.85
AWAMI-SUIT W & W(BOY) 24"/26	SUIT	587.50	750.00	1200.00	775.00	1562.50	1200.00	796.15
AWAMI-SUIT W&W (GENTS)AV.QLTY	SUIT	1150.00	1800.00	1300.00	1150.00	1800.00	1585.00	1292.31
PULLOVER GENTS OXFORD/BON.	EACH	3275.00	3200.00	2300.00	2890.00	2880.00	2980.00	2800.00
PULLOVER LADIES OXFORD/BON.	EACH	3275.00	2100.00	2300.00	2500.00	2795.00	2795.00	3000.00
PULLOVER (GENTS) OTHERS A.QTY	EACH	575.00	875.00	800.00	950.00	1400.00	800.00	861.54
SECOND-HAND COAT FOR MEN	EACH	200.00	250.00	420.00	1150.00	650.00	425.00	430.77
SECONDHAND SWEETER FOR MEN DUP QLTY	EACH	95.00	250.00	150.00	425.00	350.00	175.00	265.38
SECONDHAND WINTER JACKET	EACH	212.50	350.00	300.00	650.00	500.00	325.00	475.00
UNDERWEAR AV.QLTY MEDIUM SIZE	EACH	87.50	120.00	150.00	110.00	225.00	225.00	159.23
VEST FOR MEN AV.QLTY.	EACH	115.00	110.00	150.00	187.50	220.00	230.00	166.15
VEST/SHAMEEZ (WOMEN) AVG. QLTY	EACH	95.00	90.00	150.00	175.00	200.00	175.00	146.15
SOCKS NYLON (PAKISTANI)	PAIR	77.50	110.00	100.00	115.00	100.00	125.00	76.15
BRASSIER AV.QLTY.	EACH	95.00	110.00	200.00	160.00	230.00	210.00	179.23
BRASSIER SUP QLTY	EACH	225.00	425.00	400.00	387.50	595.00	595.00	329.23
DOPATTA GEORGETTE AV.QLTY.	EACH	325.00	260.00	200.00	337.50	450.00	412.50	243.08
DOPATTA COTTON AV GLTY	EACH	195.00	250.00	180.00	337.50	400.00	250.00	226.15
CHADDAR (W/WEAR) (2x2.5 MTR)	EACH	375.00	350.00	300.00	425.00	650.00	450.00	480.77
LUNGI/DHOTI(COTTON) AVG. QLTY	EACH	287.50	275.00	295.00	287.50	400.00	300.00	315.38
HANDKERCHIEF AVG. QLTY PAK	EACH	30.00	35.00	40.00	32.50	60.00	35.00	53.08
HANDKERCHIEF SUP. QLTY PAK	EACH	60.00	65.00	60.00	77.50	70.00	60.00	86.15
GLOVES AV QLTY	PAIR	72.50	100.00	115.00	115.00	125.00	175.00	53.08
AZARBAND COTTON AVG. QLTY	EACH	15.00	17.50	15.00	13.50	15.00	15.00	15.00
SEWING THREAD/REEL(ASLI PARI)	EACH	12.00	6.50	6.00	5.00	6.00	6.00	7.00
WASHING CHARGES PAINT & SHIRT	SUIT	100.00	135.00	140.00	125.00	70.00	70.00	63.08
DRY CLEANING SUIT COAT PANT	SUIT	325.00	325.00	390.00	487.50	350.00	400.00	286.15
WASHING CH. (KAMIZ-SHALWAR)	PAIR	80.00	80.00	70.00	95.00	60.00	60.00	60.00
TAILORING SHIRT	EACH	325.00	375.00	300.00	425.00	300.00	400.00	350.00
TAILORING CHARGES PANT (MEN)	EACH	512.50	750.00	400.00	550.00	500.00	450.00	661.54
TAILORING COAT-PANT SUIT	SUIT	3650.00	3500.00	3050.00	5250.00	4000.00	4000.00	4592.31
TAILORING AWAMI-SUIT (MALE)	SUIT	425.00	475.00	450.00	525.00	450.00	650.00	526.92

Contd.

7.11 Intercity Consumer Prices April, 2015

Description	Unit	Vehari	Sargodha	Mianwali	Bahawal- pur	Bahawal- nagar	R.Y. Khan	Karachi
WHEAT	10 KG.	325.00	315.00	340.00	323.75	280.63	290.00	350.00
TAILORING SUIT FEMALE	SUIT	387.50	550.00	300.00	500.00	350.00	500.00	661.54
GENTS SHOES PAUL BATA	PAIR	1199.00	1199.00	1199.00	1199.00	1199.00	1199.00	1199.00
GENTS SANDAL BATA	PAIR	699.00	699.00	699.00	699.00	699.00	699.00	699.00
GENTS SPOUNG CHAPPAL BATA	PAIR	179.00	179.00	179.00	179.00	179.00	179.00	179.00
LADIES SANDAL BATA	PAIR	499.00	499.00	499.00	499.00	499.00	499.00	499.00
LADIES SPOUNG CHAPPAL BATA	PAIR	179.00	179.00	179.00	179.00	179.00	179.00	179.00
CHILD SHOE POWER LITE BATA	PAIR	599.00	599.00	599.00	599.00	599.00	599.00	599.00
GENTS SHOE, ART 1109 SERVICE	PAIR	999.00	999.00	999.00	999.00	999.00	999.00	999.00
NYLON JOGGER 27 SIZE 2-5 ***	PAIR	1299.00	1299.00	1299.00	1299.00	1299.00	1299.00	1299.00
CHINA FOOT WEAR AV. QLTY (MALE) *	PAIR	675.00	550.00	400.00	1150.00	500.00	500.00	730.77
CHINA FOOT WEAR AV. QLTY (FEMALE) *	PAIR	325.00	550.00	400.00	1150.00	400.00	400.00	630.77
CHINA FOOT WEAR AV. QLTY (CHILDREN) *	PAIR	262.50	400.00	400.00	875.00	400.00	400.00	565.38
SHOE REPAIR HALF SOLE	PAIR	55.00	150.00	80.00	110.00	100.00	100.00	106.15
SHOES POLISH CHARGES AVERAGE SHOP	PAIR	20.00	20.00	15.00	20.00	20.00	25.00	20.00
HOUSE RENT (combined)	MONTH	4690.00	5956.00	3825.00	7225.00	4333.00	3912.00	10187.00
rent 2	pm	4690.00	5956.00	3825.00	7225.00	4285.00	3912.00	10187.00
RENT3	PM	4690.00	5956.00	3825.00	7225.00	4333.00	3912.00	10187.00
RENT4	PM	4690.00	5956.00	3825.00	7225.00	4333.00	3912.00	10187.00
RENT5	PM	4690.00	5956.00	3825.00	7225.00	4333.00	3912.00	10187.00
RENT6	PM	4690.00	5956.00	3825.00	7225.00	4333.00	3912.00	10187.00
SYNTHETIC ENEMAL ROBIALAC BALTI 3.64 LTR.	EACH	2174.00	1947.74	1700.00	2174.00	2174.00	2174.00	1750.00
SYNTHETIC ENEMAL ICI BALTI 3.64 LTR.	EACH	2165.00	1938.84	1950.00	2080.00	2165.00	2165.00	1730.00
CEMENT (LOCAL) SPECIFY BRAND NAME	BAG	497.50	495.00	500.00	505.00	497.50	495.00	543.08
BRICKS (NEW) IST CLASS	P/1000	5175.00	6400.00	4900.00	4900.00	4500.00	5000.00	0.00
CEMENT BLOCKS (6"x8"x12")	P/100	0.00	0.00	0.00	0.00	0.00	0.00	2861.54
BAJREE	100CFT	5450.00	3100.00	2500.00	4850.00	5500.00	5500.00	3592.31
SAND (BLACK PIT SAND)	K100CFT	1400.00	1500.00	2500.00	2200.00	2000.00	1600.00	0.00
TIMBER SHESHAM LOG IST QUALITY	cbumt.	42377.00	63566.00	44000.00	45909.50	56496.00	56494.00	54000.00
IRON BAR (M.S. BAR) 1/2"	P/TON	83000.00	73000.00	78000.00	79750.00	72500.00	73500.00	79000.00
CARPANTER WAGE RATE	P/DAY	575.00	700.00	800.00	600.00	700.00	700.00	861.54
MASON (RAJ) WAGE RATE	P/DAY	650.00	775.00	800.00	675.00	700.00	700.00	1061.54
UNSKILLED LABOUR WAGE RATE	P/DAY	350.00	450.00	400.00	425.00	375.00	400.00	630.77
PLUMBER WAGE RSTE	P/DAY	575.00	700.00	800.00	600.00	700.00	700.00	861.54
ELECTICIAN WAGE RATE PER DAY **	P/DAY	575.00	600.00	800.00	0.00	600.00	0.00	700.00
ELECTICIAN WAGE RATE PER POINT **	P/PNT	70.00	110.00	100.00	95.00	100.00	70.00	159.23
WATER CHARGES PER HOUSE	P/MONTH	50.00	25.00	65.00	60.00	50.00	50.00	117.50
ELECT.CHARGES UPTO 50 UNITS	P/UNIT	2.00	2.00	2.00	2.00	2.00	2.00	2.00
ELECT.CHARGES 01 - 100 UNIT	P/UNIT	5.79	5.79	5.79	5.79	5.79	5.79	5.79
ELECT.CHARGES 101 - 300 UNIT	P/UNIT	9.90	9.90	9.90	9.90	9.90	9.90	9.90
ELECT.CHARGES 301 - 1000 UNIT	P/UNIT	15.63	15.63	15.63	15.63	15.63	15.63	15.63
ELECT.CHARGES ABOVE 1000 UNIT	P/UNIT	17.71	17.71	17.71	17.71	17.71	17.71	17.71
ELEC	PM	10.21	10.21	10.21	10.21	10.21	10.21	10.21
GAS CHRg upto 3.3719 MMBTU	MMBTU	0.00	124.18	0.00	124.18	0.00	124.18	124.18
GAS CHRg 3.3719 - 6.7438 MMBTU	MMBTU	0.00	248.37	0.00	248.37	0.00	248.37	248.37
GAS CHRg 6.7438 - 10.1157 MMBTU	MMBTU	0.00	248.37	0.00	248.37	0.00	248.37	248.37
GAS CHRg10.1157 - 13.4876 MMBTU	MMBTU	0.00	620.91	0.00	620.91	0.00	620.91	620.91
GAS	PM	0.00	620.91	0.00	620.91	0.00	620.91	620.91
GAS	PM	0.00	372.55	0.00	372.55	0.00	372.55	372.55
KEROSENE OIL	LTR	90.00	85.00	95.00	84.00	87.00	90.00	101.85
FIREWOOD WHOLE	40 KG.	465.00	475.00	400.00	620.00	600.00	500.00	556.15
CHAIR SHESHAM WOOD WITH ARMS **	EACH	1900.00	2100.00	1800.00	2900.00	2500.00	1400.00	1430.77
CHAIR PLASTIC (CHAIRMAN) AVERAGE QUALITY	EACH	650.00	900.00	800.00	1150.00	800.00	850.00	780.77
TABLE SHESHAM WOOD (4X2X5") ***	EACH	3000.00	3750.00	3600.00	7800.00	10000.00	6000.00	6000.00
SOFASET WOODEN WITH FOAM SEAT **	SET	14500.00	18000.00	15000.00	27500.00	18000.00	20000.00	17230.77
COT IRON (WITH NIWAR)AV.QLTY.	EACH	1450.00	1900.00	2000.00	3900.00	2200.00	2500.00	2000.00
ALMIRAH (STEEL) 6'X3' 20 GUAGE	EACH	12000.00	11000.00	8500.00	14500.00	12000.00	8000.00	9307.69
DINNING TABLE 6 CHAIRS A.QLTY	SET	21000.00	23500.00	12000.00	29500.00	25000.00	30000.00	14615.38
SINGLE BED WITHOUT FOAM MED.	EACH	5000.00	5500.00	4000.00	9250.00	7000.00	6500.00	4500.00
MATRESS SINGLE(4"THICK)	EACH	5150.00	4900.00	4500.00	5700.00	5700.00	5700.00	5200.00

Contd.

7.11 Intercity Consumer Prices April, 2015

Description	Unit	Vehari	Sargodha	Mianwali	Bahawal- pur	Bahawal- nagar	R.Y. Khan	Karachi
WHEAT	10 KG.	325.00	315.00	340.00	323.75	280.63	290.00	350.00
FARSHI DARI 12'X9' AV.QLTY	EACH	1175.00	1250.00	1500.00	1950.00	1500.00	1300.00	1361.54
DARI COTTON (6'x2 1/2') AV.QL	EACH	325.00	550.00	725.00	1550.00	1200.00	450.00	495.00
CARPET PLAIN AV. QLTY	SQFT.	29.00	37.50	55.00	27.50	42.00	35.00	60.00
QUILT (LIHAF) 3 KG. COTTON	EACH	775.00	1400.00	1000.00	1350.00	1200.00	750.00	1530.77
BLANKET (90" x 54")	EACH	4250.00	4500.00	3200.00	4900.00	4400.00	4000.00	2792.31
BEDSHEET SINGLE BED SUP.QLTY	EACH	625.00	700.00	500.00	1350.00	800.00	500.00	730.77
BED SHEET DOUBLE WITH TWO PILLOW COVERS SUP QLTY	SET	1225.00	1350.00	850.00	2150.00	2500.00	1800.00	1292.31
TOWEL(3'x2') AV. QALTY	EACH	275.00	190.00	280.00	187.50	300.00	300.00	226.15
CEILING FAN 48" SUPER QLTY **	EACH	3095.00	3400.00	3350.00	2600.00	3295.00	3000.00	3500.00
PEDESTAL FAN 22" SUPER QLTY	EACH	4750.00	4000.00	3500.00	3800.00	4850.00	4100.00	4400.00
REFG. DAWLENCE 10 CFT. D.DOOR	EACH	30400.00	33000.00	28000.00	30500.00	32000.00	30500.00	31100.00
D-FREEZER WAVES 8 CFT.	EACH	30300.00	28500.00	25000.00	31000.00	30500.00	31000.00	28100.00
AIRCONDITIONER 1.5 TON PEL	EACH	35000.00	35000.00	41000.00	38500.00	38500.00	41000.00	40000.00
SPLIT AIR CONDITIONER 1.5 TON (SPECIFY BRAND NAME)	EACH	42500.00	42250.00	41000.00	46000.00	47000.00	43000.00	44000.00
AIRCOLER SUPER ASIA	EACH	14600.00	13250.00	10000.00	14600.00	16000.00	11375.00	9200.00
WASHING MACHINE SINGER	EACH	15600.00	15900.00	15000.00	15700.00	15600.00	14700.00	15600.00
SEWING MACHINE(SINGER)	EACH	6210.00	5810.00	5210.00	5895.00	6260.00	6260.00	6780.00
GIZER LARGE SIZE 30 GALLON CAPACITY SUP QLTY	EACH	22900.00	19000.00	12500.00	16400.00	16500.00	20900.00	21000.00
GAS BURNER DOUBLE SPFY.BRAND	EACH	1250.00	1800.00	1550.00	1750.00	2200.00	1500.00	1861.54
ELECT. IRON PHILIPS MDL.1120	EACH	1500.00	2500.00	1600.00	1400.00	2100.00	2100.00	1600.00
ELECTRIC JUICER FOR APPLE	EACH	8250.00	4250.00	6375.00	4800.00	6000.00	4500.00	4500.00
S.STEEL DEGHCHI MEDIUM SIZE ***	EACH	737.50	475.00	525.00	1150.00	570.00	570.00	686.15
ALUMINIUM COOKING PAN (DEGCHI) MED SIZE	EACH	565.00	475.00	500.00	1050.00	1500.00	1500.00	646.15
NON STICK COOKING PAN (DEGCHI) SUP. QLTY	EACH	765.00	725.00	800.00	2000.00	1450.00	1450.00	886.15
FRYING PAN STEEL AVG. QLTY MED. SIZE	EACH	255.00	225.00	350.00	700.00	570.00	570.00	306.15
TAWA IORN (MEDIUM SIZE) AVG. QLTY	EACH	210.00	237.50	350.00	325.00	360.00	235.00	265.38
S.STEEL PLATE A.QLTY.(M.SIZE)	EACH	72.50	65.00	90.00	95.00	75.00	75.00	83.08
TABLE SPOON S.STEEL SUP.QLTY.	DOZEN	390.00	400.00	300.00	587.50	450.00	360.00	270.00
WATER SET JUG+6 GLASSES (OMROC)	SET	465.00	800.00	400.00	675.00	450.00	456.00	615.38
TEA SET PAK. CHINAWARE 21 PCS.	SET	2050.00	1900.00	1500.00	2300.00	2000.00	2000.00	1624.62
DINNER SET PLASTIC 72 PIECES SUPERIOR QLTY	SET	5500.00	5250.00	4500.00	7250.00	7800.00	7800.00	5653.85
HOTPOT SET PLASTIC 3 PCS.	SET	1425.00	1350.00	1200.00	2050.00	1250.00	1250.00	1311.54
BUCKET(BALTI) PLASTIC MED.SIZ	EACH	312.50	375.00	250.00	462.50	370.00	220.00	359.23
LOTA PLASTIC (MED SIZE) AVERAGE QUALITY	EACH	52.50	50.00	60.00	55.00	80.00	50.00	73.08
PRESURE COOKER 4 LTR.	EACH	1650.00	1300.00	1225.00	2100.00	1580.00	1580.00	1661.54
WATER COOLER 9/10 LTR.PLASTIC ***	EACH	575.00	675.00	750.00	925.00	600.00	480.00	615.38
THERMOS STARVAC 1 LTR	EACH	462.50	450.00	400.00	600.00	450.00	250.00	393.85
BULB PHILIPS 100-WATTS	EACH	30.00	27.50	25.00	30.00	30.00	30.00	35.00
TUBE LIGHT PHILIPS 40 WATTS	EACH	99.00	100.00	100.00	100.00	100.00	100.00	100.00
ELECTRIC BLUBS "0" WATTE LOCAL	EACH	20.00	20.00	20.00	20.00	25.00	25.00	25.00
ELECTRIC BLUB ENERGY SAVER 14 WATTS	EACH	170.00	165.00	150.00	175.00	180.00	175.00	170.00
WASHING SOAP 250 GMS SPECIFY BRAND NAME	EACH	40.00	40.00	35.00	40.00	40.00	40.00	20.00
SURF EXCEL 400 GMS POLY BAG	EACH	125.00	125.00	125.00	125.00	125.00	125.00	125.00
WASHING POWDER 1000 GRM	EACH	185.00	185.00	185.00	185.00	185.00	185.00	185.00
WASHING POWDER (WHEEL/ BONUS) 100 GRAMS	EACH	95.00	95.00	95.00	95.00	95.00	95.00	95.00
CLEANSER POWDER VIM 1000 GM	PKT.	77.78	77.78	72.22	77.78	72.22	72.22	72.22
FINIS 500 ML	BOTTLE	170.00	225.00	155.00	237.50	180.00	180.00	160.00
PHNYLE TYPHONE/FINIS/CARRANITE 3 LITRES	BOTTLE	145.00	150.00	169.09	165.00	150.00	160.00	120.00
HARPIC	BOTTLE	145.00	145.00	135.00	145.00	140.00	145.00	135.00
BOOT POLISH CHERRY/KIWI 50ML	EACH	111.11	100.00	100.00	111.11	100.00	100.00	100.00
ROBIN BLUE (35 GRAMS)	PKT.	50.00	45.00	50.00	50.00	45.00	50.00	35.00
TISSU PAPER PERFUMED 100 PCS.	PKT	105.00	95.00	110.00	105.00	115.00	99.00	123.08
TOILET PAPER ROLL (R.PETEL)	P/ROLL	40.00	38.00	40.00	40.00	38.00	40.00	42.00
BOOT POLISH LIQUID CHEERY BLOSSOM KIWI 75 ML	BOTTLE	150.00	130.00	150.00	150.00	150.00	150.00	140.00
MATCH BOX SMALL	EACH	3.00	2.50	2.00	2.50	2.00	2.00	2.00
DRY CELL 1.5 VOLT(LOCAL)	EACH	25.00	22.50	25.00	20.00	30.00	25.00	15.00
HAND STITCHING NEEDLE M.SIZE	PACKET	10.00	10.00	9.00	10.00	6.00	6.00	6.00
SEWING MACHINE NEEDLE (SINGER)	EACH	5.00	5.00	5.00	5.00	8.50	8.50	5.00
HOUSEHOLD SERVANT FEMALE P/T	P/MNTH	1500.00	3250.00	2000.00	1900.00	1800.00	1000.00	2153.85

Contd.

7.11 Intercity Consumer Prices April, 2015

Description	Unit	Vehari	Sargodha	Mianwali	Bahawal- pur	Bahawal- nagar	R.Y. Khan	Karachi
WHEAT	10 KG.	325.00	315.00	340.00	323.75	280.63	290.00	350.00
MARRIAGE HALL WITH FURNITURE	P/HEAD	110.00	165.00	60.00	95.00	105.00	70.00	301.54
SEPTRAN TABLETS	10TAB.	16.00	15.00	16.00	16.00	16.00	16.00	15.00
BRUFEN TABS 200-MG.	10TAB.	10.00	10.00	10.00	10.00	10.00	10.00	10.00
PANADOL TAB. EXTRA/PLAIN	10TAB.	10.00	10.00	10.00	10.00	10.00	10.00	10.00
DISPRIN TAB.	10TAB.	10.00	10.00	10.00	10.00	10.00	10.00	10.00
TRISIL TAB.	10 TAB	10.00	10.00	10.00	10.00	10.00	10.00	10.00
FLAGYL TAB. 200 MG.	10TAB.	10.00	10.00	10.00	10.00	10.00	10.00	10.00
VENTOLIN TAB. 2MG.	10TAB.	9.00	9.00	9.00	9.00	9.00	9.00	9.00
DAONIL TAB. 5 MG.	10TAB.	17.00	17.00	17.00	17.00	17.00	17.00	17.00
ENTOX TAB.	10TAB.	10.00	10.00	10.00	10.00	10.00	10.00	10.00
RENITEC TAB. 5 MG.	10TAB.	59.00	59.00	59.00	59.00	59.00	59.00	59.00
CAC. 1000 TAB	BOTTLE	122.00	122.00	122.00	122.00	122.00	122.00	122.00
AMOXIL CAPSOLE 250 MG.S	10CAP.	36.00	36.00	36.00	36.00	36.00	36.00	36.00
CALCIUM SYRUP SANDOZ	BOTTLE	64.00	64.00	64.00	64.00	64.00	64.00	64.00
LEDERPLEX SYRUP	BOTTLE	35.00	35.00	35.00	35.00	35.00	35.00	35.00
SANCOS SYRUP (50 ML.)	BOTTLE	30.00	30.00	30.00	30.00	30.00	30.00	30.00
PHENERGAN SYRUP 120 ML.	BOTTLE	33.00	33.00	33.00	33.00	33.00	33.00	33.00
CALPOL SYRUP 60 ML.	BOTTLE	28.00	28.00	28.00	28.00	28.00	28.00	28.00
HYDRYLIN SYRUP 120 ML.	BOTTLE	65.00	65.00	65.00	65.00	65.00	65.00	65.00
POLYFAX EYE OINTMENT	TUBE	21.00	21.00	21.00	21.00	21.00	21.00	21.00
BETNESOL EYE DROPS	BOTTLE	33.89	33.89	33.89	33.89	33.89	33.89	33.89
EAR DROPS (CARDISPORINE) ***	BOTTLE	21.00	21.00	21.00	21.00	21.00	21.00	21.00
BETNOVATE-N OINTMENT 5 GMS	TUBE	16.00	16.00	16.00	16.00	16.00	16.00	16.00
BURNOL CREAM 30 GRM	TUBE	16.00	16.00	16.00	16.00	16.00	16.00	16.00
VICKS VAPORUB/BALM	BOTTLE	36.00	36.00	36.00	36.00	36.00	36.00	36.00
GLYCRINE SMALL BOTTLE	BOTTLE	15.00	20.00	25.00	20.00	25.00	20.00	20.00
JOUHAR JOSHANDA	PKT.	8.00	8.00	8.00	8.00	8.00	8.00	8.00
GALXOS-D (450 GRMS)	PKT.	157.50	157.50	151.88	168.75	157.50	157.50	157.50
GRIPE-WATER WOODWARDS	BOTTLE	55.00	50.00	55.00	55.00	55.00	55.00	55.00
SANIPLAST ONE PUTTY	EACH	2.00	2.00	2.00	2.00	1.50	1.50	2.00
O.R.S. (NIMCOL)	PKT.	17.00	15.00	17.00	17.00	17.00	15.00	15.00
DETTOL (MEDIUM)	BOTTLE	46.80	46.80	46.80	46.80	46.80	46.80	46.80
COTTON BANDAGE 2" - 4"	EACH	8.00	5.00	10.00	7.00	10.00	8.00	8.62
THERMOMETER CHINA	EACH	45.00	50.00	50.00	50.00	40.00	40.00	40.00
DOCTOR (MBBS) CLINIC FEE	P/PAT.	100.00	175.00	300.00	200.00	300.00	300.00	100.00
URINE TEST (DR) CHARGES	P/TEST	50.00	50.00	60.00	90.00	50.00	60.00	100.00
BLOOD TEST (CP) CHARGES	P/TEST	237.50	225.00	210.00	225.00	120.00	100.00	230.00
SUGAR TEST (RANDOM/FASTING BOTH) CHARGES	P/TEST	60.00	90.00	120.00	120.00	100.00	150.00	256.15
ECG CHARGES	P/TEST	150.00	225.00	225.00	175.00	150.00	150.00	265.38
X-RAY (CHEST) CHARGES	P/X-RAY	200.00	350.00	300.00	200.00	200.00	250.00	300.00
CAR SUZUKI 800 CC (W/O. A/C)	EACH	651800.00	625000.00	625000.00	650800.00	645000.00	640000.00	625000.00
CAR SUZUKI 1000 CC	EACH	1076800.00	1050000.00	1050000.00	1075800.00	1040000.00	1070000.00	1034000.00
CAR TOYOTA 1300 CC	EACH	0.00	1645500.00	1441000.00	1643000.00	1570000.00	1620000.00	1682500.00
CAR HONDA CIVIC	EACH	0.00	2142000.00	0.00	0.00	2125000.00	2150000.00	2035000.00
MOTORCYCLE HONDA CD-70.	EACH	63500.00	63500.00	68500.00	63500.00	63500.00	63500.00	69900.00
MOTORCYCLE YAMAHA 100CC.	EACH	79500.00	79500.00	79500.00	80500.00	84500.00	85000.00	78600.00
MOTOR CYCLE HERO 70 CC	EACH	43000.00	42500.00	44500.00	47500.00	50000.00	48500.00	46000.00
BICYCLE WITH TYRES & TUBES	EACH	7550.00	7350.00	7500.00	7350.00	7800.00	7500.00	6000.00
TYRE CAR WITH TUBE GENERAL	EACH	3700.00	3750.00	3200.00	3500.00	3000.00	2950.00	3500.00
TYRE MOTOR CYCLE WITHOUT TUBE	EACH	1025.00	1150.00	1250.00	1200.00	1300.00	1230.00	1357.69
TYRE CYCLE SPECIFY BRAND NAME	EACH	350.00	400.00	350.00	350.00	350.00	360.00	300.00
TYRE CAR W/O TUBE	EACH	2762.50	3250.00	2800.00	3500.00	2750.00	2950.00	2730.77
PETROL SUPER	LITRE	74.29	74.29	74.29	74.29	74.29	74.29	74.29
HIGH SPEED DIESEL HSD	LITRE	83.61	83.61	83.61	83.61	83.61	83.61	83.61
CNG	K.G.	0.00	0.00	0.00	0.00	0.00	71.50	71.50
GAS CYLINDER STAND. SIZE	EACH	950.00	1000.00	1000.00	990.00	1050.00	1100.00	880.00
MOTOR CYCLE SERVICE CHARGES	EACH	190.00	275.00	300.00	225.00	250.00	250.00	350.00
CAR SERVICE CHARGES	EACH	250.00	325.00	400.00	300.00	250.00	250.00	365.38
TYRE PUNCTURE CHARGES	EACH	50.00	50.00	50.00	55.00	80.00	50.00	50.00

Contd.

7.11 Intercity Consumer Prices April, 2015

Description	Unit	Vehari	Sargodha	Mianwali	Bahawal- pur	Bahawal- nagar	R.Y. Khan	Karachi
WHEAT	10 KG.	325.00	315.00	340.00	323.75	280.63	290.00	350.00
CYCLE OVERHAULING CHARGES	EACH	195.00	325.00	350.00	200.00	300.00	150.00	200.00
CAR TAX FOR 800CC TO 1300CC	YEARLY	2650.00	2650.00	2650.00	2650.00	2650.00	2650.00	1750.00
TRAIN FARE ECO. 1-100 KM.	P/KM.	0.68	0.68	0.68	0.68	0.00	0.68	0.68
TRAIN FARE ECO. 101-500 KM.	P/KM.	0.98	0.98	0.98	0.98	0.00	0.98	0.98
TRAIN FARE ECO. > 500 KM.	P/KM.	0.89	0.89	0.89	0.89	0.00	0.89	0.89
TRAIN FARE IST SLP. 1-100KM	P/KM.	2.10	2.10	2.10	2.10	0.00	2.10	2.10
TRAIN FARE IST SLP.101-500 KM	P/KM.	2.59	2.59	2.59	2.59	0.00	2.59	2.59
TRAIN FARE IST SLP. > 500 KM	P/KM.	1.99	1.99	1.99	1.99	0.00	1.99	1.99
TRAIN FARE A/C SLP. 1-100KM.	P/KM.	5.76	5.76	5.76	5.76	0.00	5.76	5.76
TRAIN FARE A/C SLP.101-500KM	P/KM.	4.59	4.59	4.59	4.59	0.00	4.59	4.59
TRAIN FARE A/C SLP > 500KM.	P/KM	4.16	4.16	4.16	4.16	0.00	4.16	4.16
PLATEFORM TICKET	EACH	10.00	10.00	10.00	10.00	0.00	10.00	10.00
AUTO RICKSHAW FARES	KM/MIN	35.00	60.00	60.00	80.00	50.00	50.00	75.00
FULL TONGA CHARGES	KM/MIN	0.00	0.00	75.00	70.00	0.00	0.00	70.00
TAXI 4 SEATER FARE	KM/MIN	50.00	50.00	50.00	60.00	100.00	100.00	75.00
BUS FARE MIN (WITHIN CITY)	TICKET	0.00	15.00	0.00	0.00	0.00	0.00	10.00
BUS FARE MAX (WITHIN CIT	TICKET	0.00	27.50	0.00	0.00	0.00	25.00	15.00
BUS FARE OUTSIDE CITY	P/KM.	0.93	0.93	0.93	0.92	0.93	0.93	0.88
A/C BUS FARE OUTSIDE CITY	P/KM.	1.37	2.00	1.20	1.51	1.00	1.33	1.50
MINIBUS FARE MIN.WITH IN CITY	TICKET	0.00	0.00	0.00	0.00	0.00	0.00	10.00
MINIBUS FARE MAX.WITH IN CITY	TICKET	0.00	0.00	0.00	0.00	0.00	0.00	16.00
SUZUKI FARE MIN.WITH IN CITY	TICKET	0.00	10.00	15.00	10.00	10.00	0.00	10.00
SUZUKI FARE MAXIMUM W.IN CITY	TICKET	0.00	15.00	25.00	20.00	25.00	0.00	16.54
AIR FARE ECONOMY CLASS.	P/KM.	0.00	0.00	0.00	0.00	0.00	0.00	19.26
POSTAL ENVELOPE DOMESTIC	EACH	8.00	8.00	8.00	8.00	8.00	8.00	8.00
ENVELOPE FOR SAUDI ARABIA	EACH	50.00	50.00	50.00	50.00	50.00	50.00	50.00
POSTAL REGISTRATION CHARGES	EACH	28.00	28.00	28.00	28.00	28.00	28.00	28.00
U.M.S. REG CHARGES MIN.	EACH	59.00	59.00	59.00	59.00	59.00	59.00	58.00
T.C.S. CH. MIN.WITH IN ZONE	EACH	150.00	150.00	110.00	150.00	150.00	150.00	120.00
TELEPHONE CHARGES LOCAL CALL	P/CALL	3.94	3.94	3.94	3.94	3.94	3.94	3.94
TEL CHARGES OUT SIDE CITY	P/CALL	3.94	3.94	3.94	3.94	3.94	3.94	3.94
INTERNET CHARGES	P/HOUR	60.00	50.00	45.00	40.00	27.50	27.50	20.00
MOBILE CELL CHARGES	P/UNIT	3.00	3.00	3.00	4.50	2.50	3.06	3.00
FAX CHARGES (LOCAL)	P/PAGE	20.00	20.00	15.00	10.00	17.50	17.50	15.00
TELEPHONE SET AV. QLTY	EACH	1275.00	825.00	525.00	1150.00	825.00	650.00	815.38
MOBILE SET NOKIA/SONY/ERICSON/SAMSUNG WITHOUT CAMERA	EACH	3200.00	2300.00	3200.00	5200.00	3650.00	3650.00	2600.00
T.V. 20" COLORED WEGA H-A21.	EACH	19000.00	22000.00	23250.00	23800.00	18000.00	17500.00	19500.00
T.V 20" COLOR CHINA/KORIA)	EACH	6650.00	6850.00	14250.00	15300.00	13000.00	12000.00	12000.00
V.C.P. PANASONIC/LG/NAT	EACH	0.00	0.00	6500.00	5500.00	5000.00	0.00	4000.00
DVD/VCD PLAYER PANASONIC/LG	EACH	4100.00	5750.00	4500.00	4950.00	5000.00	5500.00	4500.00
RADIO WITH C.PLAYER NATIONAL	EACH	1500.00	4500.00	3000.00	2100.00	1800.00	1250.00	2000.00
PERSONNEL COMPUTER (BRANDED)	EACH	40000.00	25000.00	43250.00	35000.00	66000.00	50000.00	40000.00
VID. CASSETTE BLK. TDK/SONY	EACH	190.00	165.00	150.00	200.00	180.00	100.00	140.00
COM. C.D. (TDK/IMATION)	EACH	95.00	45.00	30.00	45.00	50.00	35.00	50.00
TAPE RECORDER CASSETTE BLANK	EACH	75.00	50.00	50.00	55.00	50.00	40.00	50.00
VIDEO GAME SEGA 16 BYTE	EACH	1300.00	0.00	1500.00	1650.00	1150.00	1150.00	1400.00
CINEMA A/C. HIGH CLASS	TICKET	0.00	100.00	0.00	0.00	0.00	0.00	150.00
CINEMA NON-A/C HIGH CLASS	TICKET	0.00	0.00	0.00	35.00	0.00	30.00	120.00
CABLE CHARGES	PER MONT	300.00	250.00	250.00	275.00	300.00	250.00	400.00
TV.LICENCE FEE DOMESTIC	YEARLY	420.00	420.00	420.00	420.00	420.00	420.00	420.00
ENGLISH BOOK CLASS V1	EACH	78.00	78.00	78.00	78.00	78.00	78.00	56.65
ENGLISH BOOK CLASS IX OR X	EACH	130.00	130.00	130.00	130.00	130.00	130.00	43.15
ENG. BOOK IST.YR COMPLETE SET	EACH	84.00	84.00	84.00	84.00	84.00	84.00	118.15
ENGLISH BOOK BA/B.SC	EACH	178.00	178.00	178.00	178.00	178.00	178.00	150.00
URDU BOOK CLASS V (T.B.BORD)	EACH	71.00	71.00	71.00	71.00	71.00	71.00	64.80
URDU BOOK CLASS IX/X(T.B.B)	EACH	137.00	137.00	137.00	137.00	137.00	137.00	53.35
URDU BOOK IST.YEAR/INTER	EACH	53.00	53.00	53.00	53.00	53.00	53.00	46.10
URDU BOOK BA/B.SC	EACH	140.00	140.00	140.00	140.00	140.00	140.00	120.00
MATHS BOOK CALSS V (T.B.B)	EACH	84.00	84.00	84.00	84.00	84.00	84.00	54.75
MATHS BOOK CLASS IX OR X	EACH	270.00	270.00	270.00	270.00	270.00	270.00	191.85
MATHS BOOK IST.YEAR (T.B.B)	EACH	156.00	156.00	156.00	156.00	156.00	156.00	115.90
PAKISTAN STUDIES BOOK BA/B.SC	EACH	125.00	125.00	125.00	125.00	125.00	125.00	125.00
DAILY "DAWN"	P/COPY	19.00	19.00	19.00	19.00	19.00	19.00	19.00
DAILY "JANG"	P/COPY	12.00	12.00	12.00	12.00	12.00	12.00	12.00

Contd.

7.11 Intercity Consumer Prices April, 2015

Description	Unit	Vehari	Sargodha	Mianwali	Bahawal- pur	Bahawal- nagar	R.Y. Khan	Karachi
WHEAT	10 KG.	325.00	315.00	340.00	323.75	280.63	290.00	350.00
DAILY "NAWA-E-WAQT"	P/COPY	12.00	12.00	12.00	12.00	12.00	12.00	12.00
WEEKLY "AKHBAR-E-JAHAN"	P/COPY	55.00	55.00	55.00	55.00	55.00	55.00	55.00
WEEKLY "MAG"	P/COPY	45.00	45.00	45.00	45.00	45.00	45.00	45.00
MONTHLY "NAUNEHAL DIGEST"	P/COPY	35.00	35.00	35.00	35.00	35.00	35.00	35.00
PAPER FOOLSCAPE (27"x17")	QUIRE	47.50	55.00	45.00	27.50	50.00	50.00	46.54
EXERCISE BOOK LINED 80/100 PGS	EACH	45.00	60.00	45.00	70.00	70.00	70.00	31.54
PENCILGOLDFISH/DEER	EACH	6.00	6.00	6.00	5.00	7.00	7.00	6.00
PEN INK DOLLOR 57 ML BOTTLE	EACH	20.00	20.00	20.00	20.00	25.00	25.00	20.00
PHOTOSTATE PAPER 70 GM	PRT	295.00	365.00	310.00	280.00	350.00	350.00	460.00
BALL PEN (local)	EACH	5.00	7.00	6.00	5.00	8.00	7.00	8.00
FOUNTAIN PEN HERO/WINGS/CHINA	EACH	50.00	47.50	45.00	45.00	50.00	50.00	40.00
PRIVATE SCHOOL FEE ENGLISH MED. AVG.STAND.(CLASS I)	P/MONTH	1137.50	1100.00	1200.00	3087.50	875.00	1000.00	861.54
PRIVATE SCHOOL FEE ENGLISH MED. AVG.STAND. (CLASS V)	P/MONTH	1137.50	1500.00	1600.00	3112.50	1087.50	1400.00	961.54
PRIVATE SCHOOL FEE ENGLISH MED. AVG.STAND. (CLASS VI)	P/MONTH	1350.00	1650.00	2000.00	3162.50	1125.00	1500.00	1461.54
PRIVATE SCHOOL FEE ENGLISH MED. AVG.STAND. (CLASS X)	P/MONTH	1425.00	1950.00	2420.00	3337.50	1650.00	1700.00	1923.08
PRIVATE MEDICLE COLLEGE FEE MBBS (1ST YEAR)	P/MONTH	0.00	0.00	0.00	0.00	0.00	0.00	54166.66
PRIVATE ENGINEERING COLLEGE FEE (ISTR YEAR)	P/MONTH	0.00	0.00	0.00	0.00	0.00	0.00	8333.33
GOVT. COLLEGE FEE 1ST. YEAR	MONTH	50.00	50.00	50.00	50.00	50.00	50.00	45.00
GOVT. COLLEGE FEE 4TH. YEAR	MONTH	60.00	60.00	60.00	60.00	60.00	60.00	75.00
GOVT. UNIVERSITY FEE MSC.	MONTH	183.33	80.00	100.00	110.00	110.00	110.00	1300.00
GOVT. MED. COLLEGE FEE MBBS	MONTH	0.00	0.00	0.00	1289.00	0.00	1050.00	2417.00
GOVT. ENGG. COLL. FEE I YEAR	MONTH	0.00	600.00	0.00	2000.00	0.00	500.00	1480.00
COACHING FEE FOR CLASS IX/X	P/MONTH	1200.00	400.00	1500.00	1500.00	1100.00	500.00	1800.00
COACHING CHARGES FOR CLASS 1ST YEAR/INTER (SCIENCE)	P/MONTH	1800.00	900.00	2500.00	1750.00	1500.00	700.00	2000.00
COACHING CHARGES FOR CLASS 1ST YEAR/INTER (COMMERCE)	P/MONTH	1500.00	600.00	1000.00	1500.00	1500.00	600.00	1800.00
I.T. TUITION FEES	P/MONTH	2583.00	1500.00	0.00	2417.00	0.00	2000.00	3000.00
MBA TUITION FEES	P/MONTH	2583.00	0.00	0.00	2750.00	0.00	4585.00	8153.85
BREAD TANDOORI ST. SIZE	EACH	5.00	6.50	6.00	5.00	7.00	6.00	8.31
COOKED MUTTON (AV. HOTEL)	PLATE	120.00	200.00	140.00	95.00	150.00	150.00	126.15
COOKED BEEF (AV. HOTEL)	PLATE	70.00	95.00	100.00	65.00	120.00	70.00	71.54
COOKED DAL (AV. HOTEL)	PLATE	45.00	40.00	40.00	40.00	50.00	52.50	53.08
CHICKEN BIRYANI FULL/DOUBLE	PLATE	145.00	120.00	140.00	110.00	150.00	120.00	153.08
TEA PREPARED (ORDINARY)	CUP	17.50	20.00	15.00	15.00	20.00	20.00	18.62
HAIRCUT CHARGES FOR MEN	P/CUT	65.00	70.00	50.00	95.00	60.00	60.00	66.15
BEAUTY PORL HAIR STYL CHARGE	P/STY.	262.50	200.00	250.00	390.00	300.00	300.00	380.77
SHAVING CHARGES	PER SHV	30.00	50.00	30.00	35.00	30.00	30.00	43.08
LIPSTICK S.MISS/MEDORA	EACH	110.00	110.00	110.00	90.00	120.00	120.00	90.00
NAIL POLISH S.MISS/MEDORA	EACH	60.00	110.00	95.00	95.00	60.00	60.00	90.00
PERFUME MED.SIZE MEDORA/BROACH	EACH	200.00	200.00	120.00	200.00	220.00	200.00	186.15
HAIR-OIL AMLA/CHAMBELI	BOTTLE	110.00	110.00	110.00	110.00	110.00	120.00	115.00
TOILET SOAP LUX 95 GRAMS	EACH	40.38	40.38	40.38	40.38	40.38	40.38	40.38
TOILET SOAP LIFEBOUY 140 GRM	EACH	36.00	36.00	36.00	36.00	36.00	36.00	36.00
TOILET SOAP SAFEGUARD BATH SIZE	EACH	50.00	48.00	50.00	50.00	48.00	48.00	46.00
TOOTHPASTE MACKLINES 70 GRM	EACH	50.00	50.00	50.00	50.00	50.00	50.00	50.00
TOOTHPAST MED SIZE CLGATE 70 GMS	EACH	60.67	60.67	60.67	60.67	60.67	60.67	60.67
TOOTHBRUSH SHEILD A/PLAUQUE	EACH	47.50	37.50	50.00	25.00	30.00	25.00	35.00
TOOTHPOWDER DENTONIC 90 GRM	EACH	28.00	25.00	25.00	28.00	28.00	28.00	25.00
HAIR-COLOUR BEGIN (6 GMS)	EACH	100.00	95.00	100.00	100.00	100.00	100.00	95.00
HAIR COLOUR (KALAKOLA)	BOTTLE	120.00	130.00	120.00	130.00	130.00	130.00	120.00
FACECREAM PONDS (MEDIUM)	EACH	110.00	110.00	110.00	110.00	110.00	110.00	110.00
TALC POWDER VICE ROAY,B.CAT	EACH	140.00	150.00	120.00	135.00	135.00	150.00	120.00
BLADE TREET ORDINARY 10'S	PKT.	35.00	40.00	30.00	30.00	35.00	30.00	38.00
BLADE 7-O-CLOCK STAIN. 5'S	PKT.	30.00	30.00	35.00	30.00	35.00	30.00	35.00
SHAMPOO SUNSILK/PAINTIN 100 ML	BOTTLE	110.00	110.00	110.00	110.00	110.00	110.00	110.00
BEAUTY CREAM (FAIR & LOVELY)	EACH	155.00	155.00	155.00	155.00	155.00	155.00	99.00
HAIR REMOVING CREAM (EU-CREAM)	TUBE	60.00	60.00	65.00	60.00	65.00	60.00	60.00
GEL MEDIUM SIZE	BOTTLE	60.00	85.00	85.00	100.00	130.00	100.00	60.00
DISPOSABLE RAZOR GILLET-II	EACH	45.00	40.00	45.00	40.00	45.00	42.00	35.00
SHAVING CREAM TOUCH-ME/ADM.	EACH	60.00	60.00	60.00	65.00	65.00	65.00	60.00
GOLD TEZABI 24 CT	10 GM.	40123.00	47300.00	40000.00	40279.00	40038.00	40622.00	40295.00
SILVER TEZABI 24 CT	10 GM.	583.00	795.00	700.00	583.00	601.00	580.00	580.00
ARTIFICIAL JEWELLARY SET	SET	525.00	550.00	900.00	725.00	1000.00	300.00	1261.54
WRIST WATCH GENTS CITIZEN (ORIGINAL) ***	EACH	3500.00	7000.00	4100.00	7200.00	3200.00	3000.00	2000.00
WRIST WATCH LADIES CITIZEN (ORIGINAL) ***	EACH	3500.00	7000.00	4100.00	7000.00	3200.00	3000.00	2000.00
WALL CLOCK QUARTZ AV.QLTY	EACH	525.00	550.00	600.00	1100.00	600.00	500.00	400.00
SUITCASE REXIN (24"x16"x6")	EACH	810.00	1750.00	1000.00	1600.00	1500.00	1200.00	1061.54
TRUNK MEDIUM SIZE ***	EACH	962.50	1800.00	1990.00	1800.00	1400.00	1200.00	1592.31
PURSE LADIES (LEATHER) AVERAGE QUALITY	EACH	512.50	550.00	700.00	1100.00	1200.00	1100.00	1061.54

7.11 Intercity Consumer Prices April, 2015

Description	Unit	Hyder- abad	Nawab- shah	Mirpurkhas	Mithi	Sukkar	Larkana	Dadu
WHEAT	10 KG.	320.00	280.00	290.00	290.00	340.00	275.00	300.00
WHEAT FLOUR FINE/SUPERIOR.	KG.	46.75	40.00	46.00	46.00	38.00	40.00	40.00
WHEAT FLOUR AVG. QLTY	KG.	39.50	38.00	36.00	36.00	36.00	37.00	38.00
WHEAT FLOUR BAG	10 KG.	395.00	380.00	360.00	360.00	363.75	365.00	400.00
MAIDA	KG.	48.00	43.00	46.00	46.00	50.00	47.50	48.00
SUJI	KG.	48.00	55.00	48.00	48.00	55.00	47.50	50.00
BESAN AV. QLTY.	KG.	80.00	80.00	80.00	80.00	80.00	90.00	80.00
RICE BASMATI SUP. QLTY.	KG.	130.00	130.00	125.00	130.00	140.00	140.00	140.00
RICE BASMATI 385/386	KG.	75.63	70.00	60.00	65.00	75.00	75.00	70.00
RICE BASMATI BROKEN AV.QLTY	KG.	75.63	70.00	40.00	40.00	65.00	80.00	50.00
RICE IRRI-6 (SINDH/PUNJAB)	KG.	48.00	35.00	35.00	37.00	52.50	32.00	35.00
VERMICELLI	KG.	80.00	80.00	85.00	85.00	80.00	70.00	70.00
BREAD PLAIN MEDIUM SIZE	EACH	44.00	48.00	45.00	45.00	50.00	40.00	45.00
RUSK (PAPAY)	KG.	160.00	200.00	140.00	150.00	230.00	200.00	240.00
BISCUITS-PACKED	PKT	35.00	35.00	35.00	35.00	35.00	35.00	35.00
BISCUIT-BAKERY (LOOSE)	250 GM	63.75	90.00	50.00	50.00	60.00	100.00	60.00
CORNFLAKS FAUJI 225 GM.	PKT	166.50	225.00	180.00	180.00	176.40	180.00	166.50
SAMOSA (VEGATABLE)	EACH	10.00	7.00	10.00	8.00	11.00	12.00	15.00
PASTRY AV.QLTY.	EACH	18.00	20.00	15.00	10.00	12.50	37.50	20.00
PATTIES (VEGATABLES)	EACH	10.50	6.00	15.00	10.00	12.50	18.00	10.00
NIMCO	250 GM	52.50	90.00	60.00	60.00	70.00	60.00	50.00
CHIPS	250 GM	70.00	90.00	60.00	60.00	75.00	80.00	60.00
BEEF WITH BONE AV.QLTY.	KG	300.00	350.00	240.00	0.00	290.00	290.00	280.00
MUTTON AV.QLTY.	KG	575.00	550.00	550.00	500.00	535.00	600.00	600.00
CHICKEN FARM BROILER (LIVE)	KG	151.25	160.00	148.00	158.00	176.00	170.00	170.00
FISH-RAHU MEDIUM SIZE	KG	300.00	350.00	275.00	300.00	325.00	275.00	360.00
MILK FRESH (UNBOILED)	LTR.	80.00	80.00	70.00	60.00	75.00	80.00	80.00
CURD	KG.	106.00	100.00	80.00	78.00	90.00	95.00	100.00
MILK TETRA PACK 1/2 LTR.	PKT.	50.00	60.00	60.00	60.00	60.00	60.00	60.00
LACTOGEN 400 GRAMS	PKT.	425.00	415.00	400.00	400.00	425.00	425.00	430.00
POWDER MILK NIDO 400GM.	PKT	350.00	340.00	325.00	325.00	350.00	350.00	350.00
MILK POWDER LOOSE/PACKED	KG.	562.50	560.00	480.00	480.00	480.00	450.00	370.00
BUTTER LOCAL PACKED	50 GM.	25.00	52.00	25.00	25.00	27.50	27.00	30.00
EGGS FARM	DOZ	75.00	70.00	70.00	80.00	82.00	90.00	90.00
MUSTARD OIL AV.QLTY.	KG.	140.00	160.00	120.00	125.00	122.50	200.00	160.00
COOKING OIL (DALDA)	2.5LTR	469.00	480.00	550.00	550.00	493.00	490.00	500.00
COOKING OIL (PAKWAN) OTHER BRAND SPECIFY	2.5 LTR	492.50	480.00	540.00	540.00	493.00	405.00	500.00
VEGETABLE GHEE TIN	2.5KG.	452.00	485.00	530.00	530.00	475.00	480.00	500.00
VEGETABLE GHEE (LOOSE)	KG.	140.00	135.00	150.00	150.00	140.00	135.00	110.00
DATES AV.QLTY.	KG.	152.50	220.00	90.00	80.00	230.00	160.00	200.00
PISTACHIO AV.QLTY.	50 GM.	130.00	100.00	90.00	95.00	150.00	135.00	120.00
ALMONDS WHOLE AV.QLTY.	KG.	575.00	600.00	650.00	660.00	850.00	1200.00	620.00
COCONUT DRY AV.QLTY.	KG.	292.50	220.00	209.25	275.00	300.00	257.50	280.00
RAISINS AV.QLTY.	50 GM.	20.00	25.00	20.00	15.00	27.50	20.00	25.00
GROUNDNUTS (WITH SHELL)	KG.	160.00	130.00	120.00	125.00	240.00	140.00	130.00
MALTA/MOSAMBI	DOZ	120.00	100.00	150.00	145.00	120.00	70.00	150.00
KINNU	DOZ	105.00	60.00	100.00	110.00	140.00	120.00	150.00
APPLE	KG	97.50	100.00	100.00	120.00	112.50	150.00	120.00
ALOO BUKHARA	KG	0.00	0.00	0.00	0.00	0.00	0.00	0.00
POMEGRANATE (ANNAR)	KG	0.00	0.00	0.00	0.00	0.00	0.00	0.00
GRAPES	KG	0.00	0.00	0.00	0.00	0.00	0.00	0.00
BANANAS	DOZ	53.75	60.00	50.00	50.00	60.00	50.00	30.00
MANGO KALMI	KG	0.00	0.00	0.00	0.00	0.00	0.00	0.00
GUAVA	KG	60.00	60.00	65.00	70.00	40.00	35.00	50.00
WATERMELON (TURBOOZ)	KG	33.75	40.00	30.00	30.00	35.00	35.00	30.00
MUSKMELON (KHARBOOZA)	KG	51.25	40.00	20.00	20.00	30.00	35.00	50.00
SWEETMELON (GARMA)	KG	0.00	0.00	0.00	0.00	0.00	0.00	0.00
PULSE MASOOR (WHOLE)	KG.	108.75	100.00	110.00	130.00	115.00	105.00	110.00
PULSE MASOOR (WASHED)	KG.	131.25	120.00	130.00	120.00	140.00	120.00	120.00
PULSE MOONG (WASHED)	KG.	177.50	160.00	176.00	178.00	165.00	160.00	160.00
PULSE MASH (WASHED)	KG.	153.13	160.00	145.00	145.00	150.00	147.50	140.00
PULSE GRAM	KG.	77.50	80.00	80.00	78.00	75.00	72.50	80.00
GRAM WHOLE BLACK AV QLTY.	KG.	72.50	70.00	65.00	60.00	85.00	95.00	70.00
GRAM WHOLE YELLOW AV.QLTY	KG.	112.50	100.00	95.00	105.00	110.00	115.00	100.00

Contd.

7.11 Intercity Consumer Prices April, 2015

Description	Unit	Hyder- abad	Nawab- shah	Mirpurkhas	Mithi	Sukkar	Larkana	Dadu
BEANS (LAL LOBIA)	KG.	132.50	100.00	100.00	105.00	155.00	137.50	140.00
POTATOES	KG	16.25	10.00	15.00	15.00	12.50	12.50	10.00
ONION	KG	34.38	40.00	30.00	30.00	36.25	35.00	40.00
TURNIP	KG	0.00	0.00	0.00	0.00	0.00	0.00	0.00
RADISH	KG	0.00	0.00	0.00	0.00	0.00	0.00	0.00
TOMATOES	KG	46.25	30.00	30.00	25.00	22.50	30.00	20.00
CABBAGE	KG	45.63	40.00	25.00	30.00	30.00	30.00	30.00
CAULIFLOWER	KG	45.00	50.00	50.00	55.00	20.00	20.00	20.00
BRINJAL	KG	0.00	0.00	0.00	0.00	0.00	0.00	0.00
PUMPKIN	KG	0.00	0.00	0.00	0.00	0.00	0.00	0.00
BOTTLEGOURD	KG	41.88	50.00	30.00	30.00	40.00	30.00	40.00
LADY FINGER	KG	0.00	0.00	0.00	0.00	0.00	0.00	0.00
PEAS	KG	51.88	80.00	80.00	80.00	80.00	60.00	70.00
SPINACH	KG	0.00	0.00	0.00	0.00	0.00	0.00	0.00
TINDA	KG	107.50	100.00	80.00	90.00	80.00	55.00	50.00
TURAI	KG	0.00	0.00	0.00	0.00	0.00	0.00	0.00
KARAILA	KG	0.00	0.00	0.00	0.00	0.00	0.00	0.00
ARVI	KG	0.00	0.00	0.00	0.00	0.00	0.00	0.00
CHILLIES GREEN	KG	86.88	60.00	40.00	40.00	40.00	50.00	30.00
CARROT	KG	52.50	70.00	70.00	80.00	30.00	70.00	20.00
CUCUMBER (KHEERA)	KG	32.50	50.00	40.00	50.00	20.00	30.00	40.00
LEMON	250GM	52.50	50.00	50.00	50.00	50.00	35.00	40.00
SUGAR REFINED	KG.	56.00	55.00	55.00	55.00	56.00	56.00	56.00
GUR AV.QLTY	KG.	80.00	75.00	75.00	80.00	67.50	70.00	70.00
HONEY LANGANESE 500 GM.	BOTTLE	800.00	800.00	740.00	740.00	750.00	820.00	750.00
MILO 200 GM.	BOTTLE	215.00	170.00	209.00	190.00	206.00	220.00	200.00
CUSTARD POWDER RAFHAN 300 GM.	PKT	75.00	70.00	75.00	75.00	75.00	70.00	75.00
TOFFEE (HILAL)	EACH	1.00	1.00	1.00	1.00	1.00	2.00	1.00
CHOWKELATE CANDY (SMALL SIZE)	EACH	5.00	5.00	5.00	5.00	5.00	5.00	5.00
SWEETMEAT (MIXED)	KG	332.50	350.00	300.00	300.00	380.00	440.00	350.00
ICE CREAM WALLS	CUP.	40.00	40.00	40.00	40.00	40.00	40.00	40.00
ICE	KG	10.00	8.00	10.00	10.00	7.00	15.00	10.00
JAM AHMED/MITCHELLES	BOTTLE	130.00	120.00	120.00	120.00	130.00	120.00	125.00
SQUASH-MITCHELLES	BOTTLE	150.00	140.00	135.00	135.00	150.00	135.00	135.00
ROOH AFZA	BOTTLE	140.00	150.00	150.00	150.00	155.00	150.00	150.00
JAM-E-SHIREEN	BOTTLE	160.00	150.00	160.00	160.00	155.00	150.00	150.00
SAUNF	50 GM	20.00	20.00	12.00	16.00	20.00	20.00	20.00
CINAMON LOOSE AV. QLTY	50 GM.	25.00	35.00	25.00	25.00	30.00	20.00	20.00
CUMINSEED WHITE NATIONAL	50 GM.	52.00	50.00	50.00	50.00	52.00	50.00	54.00
PEPPER BLACK NATIONAL	50 GM.	96.00	96.00	92.00	92.00	96.00	96.00	96.00
CLOVES LOOSE AV.QLTY	50 GM.	89.38	90.00	75.00	85.00	100.00	95.00	100.00
CARDAMOM LARGE LOOSE AV.QLTY	50 GM.	161.25	100.00	150.00	150.00	120.00	135.00	90.00
CARDAMOM SMALL AV.QLTY	50 GM.	98.75	100.00	60.00	65.00	77.50	95.00	80.00
SALT-POWDERED (LAHORI) LOOSE	KG.	10.00	8.00	8.00	10.00	9.00	10.00	10.00
SALT POWDERED (NATIONAL/SHAN)	PKT	25.00	25.00	20.00	20.00	25.00	25.00	25.00
CHILLIES POWD.NATIONAL 200GM	PKT	105.00	105.00	105.00	105.00	105.00	105.00	105.00
CHILLIES POWDER LOOS	KG.	286.25	250.00	240.00	230.00	250.00	240.00	260.00
CORRIANDER SEED POWD.NATIONAL	PKT	88.00	88.00	78.00	78.00	104.00	78.00	104.00
CORRIANDER SEED (LOOSE)	KG.	210.00	250.00	190.00	200.00	220.00	240.00	240.00
TURMERIC POWD.NATIONAL 50GM	PKT.	35.00	35.00	35.00	35.00	35.00	35.00	35.00
CURRY POWD. NATIONAL 200 GM	PKT.	87.00	86.00	86.00	86.00	86.00	86.00	86.00
TOMATO KETCHUP AHMED/MITCHL	BOTTLE	75.00	100.00	85.00	85.00	80.00	102.50	90.00
PICKLES AHMED/MITCHELLES	BOTTLE	105.00	95.00	90.00	90.00	110.00	110.00	125.00
VINEGAR SYNTHETIC (SIRKA)	BOTTLE	50.00	80.00	50.00	55.00	90.00	85.00	85.00
GARLIC	KG	142.50	170.00	140.00	150.00	125.00	95.00	130.00
GINGER	KG	142.50	230.00	160.00	170.00	160.00	200.00	160.00
TAPAL DANEDAR TEA 200GM PACKET	PKT	129.47	129.47	129.47	129.47	136.84	129.47	136.84
TEA LIPTON YELLOW LABEL 200GM.	PKT.	138.95	131.58	138.95	138.95	131.58	149.47	149.47
TEA LOOSE KENYA AV.QLTY 250GM.	PKT.	120.00	125.00	150.00	150.00	130.00	125.00	135.00
COFFEE-NESCAFE 75 GM. **	BOTTLE	300.00	320.00	300.00	300.00	320.00	345.00	360.00
COLD DRINK (STANDARD SIZ)	BOTTLE	25.00	20.00	25.00	25.00	25.00	25.00	25.00
FRUIT JUICE TETRA PACK	PKT.	18.00	15.00	15.00	15.00	15.00	15.00	15.00
MINERAL WATER NESTLE 1.5 LTR	BOTTLE	45.00	50.00	45.00	45.00	45.00	45.00	50.00
CIGARETTES K-2 10'S **	PKT	46.00	46.00	50.00	50.00	45.00	45.00	46.00

Contd.

7.11 Intercity Consumer Prices April, 2015

Description	Unit	Hyder- abad	Nawab- shah	Mirpurkhas	Mithi	Sukkar	Larkana	Dadu
CIGARETTES CAPSTAN 10'S **	PKT	50.00	50.00	50.00	50.00	45.00	50.00	48.00
CIGARETTES GOLD LEAF 20'S	PKT	105.00	100.00	100.00	100.00	96.00	97.50	100.00
CIGARETTES MORVEN GOLD 20'S	PKT	50.00	50.00	50.00	50.00	45.00	50.00	48.00
BETEL LEAVES	50GM.	62.50	70.00	60.00	65.00	70.00	70.00	80.00
BETEL NUTS	KG.	260.00	240.00	260.00	265.00	350.00	250.00	300.00
LONG CLOTH 57" GUL AHMED/AL-KARAM	METER	210.00	300.00	170.00	170.00	230.00	195.00	230.00
SHIRTING AV.QLTY.	METER	130.00	200.00	100.00	100.00	120.00	130.00	130.00
PANT CLOTH W & WEAR AV.QLTY	METER	387.50	450.00	300.00	300.00	450.00	350.00	300.00
LAWN PRINTED GUL AHMED/AL-KARAM	METER	215.00	360.00	270.00	275.00	375.00	333.00	230.00
GEORGETTE AV.QLTY	METER	110.00	225.00	130.00	140.00	150.00	130.00	100.00
LINEN AV.QLTY ***	METER	130.00	150.00	140.00	150.00	140.00	175.00	120.00
HEAVY WT SUITING LAWERNCPUR AVG QLTY	METER	1250.00	1400.00	1400.00	1400.00	1250.00	1100.00	900.00
HEAVY WT SUITING LAWERNCPUR SUP QLTY	METER	2250.00	2300.00	1500.00	1500.00	1500.00	1300.00	1300.00
TROPICAL SUITING LAW.PUR	METER	1100.00	925.00	900.00	900.00	1000.00	900.00	750.00
PANT BOY 24"/26" LENGTH.	EACH	393.75	900.00	400.00	350.00	400.00	325.00	550.00
SHIRT BOY 24"/26" LENGTH	EACH	350.00	800.00	300.00	300.00	400.00	320.00	450.00
SCHOOL UNI. PANT,SHIRT BOYS	SUIT	683.33	900.00	700.00	700.00	600.00	500.00	550.00
SCHOOL UNI. KAMEEZ,SHAL.BOYS	SUIT	633.33	800.00	600.00	600.00	600.00	550.00	475.00
SCHOOL UNI. KAMEEZ,SHAL.GIRL	SUIT	562.50	900.00	700.00	725.00	600.00	550.00	540.00
FROCK W/WEAR GIRLS	EACH	983.33	850.00	600.00	500.00	900.00	480.00	630.00
AWAMI-SUIT W & W(BOY) 24"/26	SUIT	700.00	850.00	800.00	750.00	900.00	570.00	685.00
AWAMI-SUIT W&W (GENTS)AV.QLTY	SUIT	1000.00	1200.00	1200.00	1000.00	1000.00	820.00	960.00
PULLOVER GENTS OXFORD/BON.	EACH	2410.00	2800.00	2000.00	2000.00	2200.00	2085.00	2800.00
PULLOVER LADIES OXFORD/BON.	EACH	2310.00	2500.00	1800.00	1800.00	2000.00	1800.00	2300.00
PULLOVER (GENTS) OTHERS A.QTY	EACH	900.00	1500.00	600.00	700.00	800.00	700.00	600.00
SECOND-HAND COAT FOR MEN	EACH	300.00	350.00	400.00	525.00	400.00	400.00	300.00
SECONDHAND SWEETER FOR MEN DUP QLTY	EACH	140.00	300.00	300.00	325.00	225.00	290.00	200.00
SECONDHAND WINTER JACKET	EACH	225.00	450.00	280.00	260.00	400.00	425.00	250.00
UNDERWEAR AV.QLTY MEDIUM SIZE	EACH	76.88	150.00	80.00	80.00	110.00	140.00	60.00
VEST FOR MEN AV.QLTY.	EACH	95.00	100.00	80.00	70.00	100.00	95.00	100.00
VEST/SHAMEEZ (WOMEN) AVG. QLTY	EACH	125.00	350.00	70.00	70.00	120.00	140.00	140.00
SOCKS NYLON (PAKISTANI)	PAIR	60.00	100.00	70.00	50.00	90.00	82.50	50.00
BRASSIER AV.QLTY.	EACH	106.25	250.00	125.00	80.00	135.00	180.00	100.00
BRASSIER SUP QLTY	EACH	200.00	400.00	300.00	300.00	300.00	280.00	200.00
DOPATTA GEORGETTE AV.QLTY.	EACH	200.00	350.00	300.00	300.00	225.00	300.00	250.00
DOPATTA COTTON AV GLTY	EACH	150.00	300.00	190.00	250.00	175.00	220.00	200.00
CHADDAR (W/WEAR) (2x2.5 MTR)	EACH	312.50	1000.00	350.00	350.00	275.00	520.00	350.00
LUNGI/DHOTI(COTTON) AVG. QLTY	EACH	287.50	300.00	350.00	310.00	250.00	480.00	250.00
HANDKERCHIEF AVG. QLTY PAK	EACH	30.00	60.00	40.00	40.00	50.00	50.00	45.00
HANDKERCHIEF SUP. QLTY PAK	EACH	60.00	120.00	65.00	60.00	77.50	75.00	120.00
GLOVES AV QLTY	PAIR	60.00	80.00	70.00	60.00	90.00	55.00	100.00
AZARBAND COTTON AVG. QLTY	EACH	11.00	25.00	10.00	8.00	20.00	22.50	15.00
SEWING THREAD/REEL(ASLI PARI)	EACH	6.00	7.00	7.00	7.00	7.00	7.00	7.00
WASHING CHARGES PAINT & SHIRT	SUIT	95.00	50.00	60.00	50.00	55.00	60.00	40.00
DRY CLEANING SUIT COAT PANT	SUIT	246.67	150.00	200.00	200.00	250.00	270.00	160.00
WASHING CH. (KAMIZ-SHALWAR)	PAIR	65.00	80.00	50.00	50.00	50.00	50.00	30.00
TAILORING SHIRT	EACH	325.00	350.00	200.00	250.00	400.00	350.00	200.00
TAILORING CHARGES PANT (MEN)	EACH	603.13	500.00	250.00	250.00	600.00	500.00	300.00
TAILORING COAT-PANT SUIT	SUIT	3450.00	4000.00	3000.00	3000.00	4000.00	3200.00	3200.00
TAILORING AWAMI-SUIT (MALE)	SUIT	512.50	600.00	400.00	300.00	550.00	575.00	475.00
TAILORING SUIT FEMALE	SUIT	387.50	500.00	400.00	300.00	550.00	575.00	250.00
GENTS SHOES PAUL BATA	PAIR	1199.00	1199.00	1199.00	1199.00	1199.00	1199.00	1199.00
GENTS SANDAL BATA	PAIR	699.00	699.00	699.00	699.00	699.00	699.00	699.00
GENTS SPOUNG CHAPPAL BATA	PAIR	179.00	179.00	179.00	179.00	179.00	179.00	179.00
LADIES SANDAL BATA	PAIR	499.00	499.00	499.00	499.00	499.00	499.00	499.00
LADIES SPOUNG CHAPPAL BATA	PAIR	179.00	179.00	179.00	179.00	179.00	179.00	179.00
CHILD SHOE POWER LITE BATA	PAIR	599.00	599.00	599.00	599.00	599.00	599.00	599.00
GENTS SHOE, ART 1109 SERVICE	PAIR	999.00	999.00	999.00	999.00	999.00	999.00	999.00
NYLON JOGGER 27 SIZE 2-5 ***	PAIR	1299.00	1299.00	1299.00	1299.00	1299.00	1299.00	1299.00
CHINA FOOT WEAR AV. QLTY (MALE) *	PAIR	550.00	600.00	450.00	400.00	500.00	750.00	800.00
CHINA FOOT WEAR AV. QLTY (FEMALE) *	PAIR	400.00	400.00	250.00	240.00	425.00	300.00	450.00
CHINA FOOT WEAR AV. QLTY (CHILDREN) *	PAIR	400.00	380.00	200.00	220.00	425.00	300.00	591.00
SHOE REPAIR HALF SOLE	PAIR	80.00	80.00	70.00	50.00	65.00	150.00	50.00
SHOES POLISH CHARGES AVERAGE SHOP	PAIR	12.00	20.00	12.50	10.00	15.00	20.00	10.00

Contd.

7.11 Intercity Consumer Prices April, 2015

Description	Unit	Hyder- abad	Nawab- shah	Mirpurkhas	Mithi	Sukkar	Larkana	Dadu
HOUSE RENT (combined)	MONTH	5547.00	3500.00	4604.00	3159.00	5438.00	3934.00	3210.00
rent 2	pm	5547.00	3500.00	4604.00	3159.00	5438.00	3934.00	3210.00
RENT3	PM	5547.00	3500.00	4604.00	3159.00	5438.00	3934.00	3210.00
RENT4	PM	5547.00	3500.00	4604.00	3159.00	5438.00	3934.00	3210.00
RENT5	PM	5547.00	3500.00	4604.00	3159.00	5438.00	3934.00	3210.00
RENT6	PM	5547.00	3500.00	4604.00	3159.00	5438.00	3934.00	3210.00
SYNTHETIC ENEMAL ROBIALAC BALTI 3.64 LTR.	EACH	1609.50	1580.00	1850.00	1850.00	1900.00	2100.00	1650.00
SYNTHETIC ENEMAL ICI BALTI 3.64 LTR.	EACH	2070.00	1890.00	1850.00	1850.00	1900.00	2100.00	1650.00
CEMENT (LOCAL) SPECIFY BRAND NAME	BAG	535.00	535.00	550.00	550.00	550.00	540.00	530.00
BRICKS (NEW) IST CLASS	P/1000	5000.00	5500.00	4000.00	5000.00	5000.00	4900.00	4000.00
CEMENT BLOCKS (6"x8"x12")	P/100	0.00	0.00	0.00	0.00	0.00	0.00	0.00
BAJREE	100CFT	2862.50	2200.00	2800.00	4600.00	2650.00	3900.00	2500.00
SAND (BLACK PIT SAND)	K100CFT	0.00	1800.00	0.00	2000.00	1500.00	1200.00	2000.00
TIMBER SHESHAM LOG IST QUALITY	cubmt.	38860.00	0.00	0.00	0.00	37044.00	42377.00	55500.00
IRON BAR (M.S. BAR) 1/2"	P/TON	71000.00	76000.00	72000.00	72500.00	72500.00	73000.00	73000.00
CARPANTER WAGE RATE	P/DAY	900.00	900.00	700.00	600.00	750.00	800.00	600.00
MASON (RAJ) WAGE RATE	P/DAY	900.00	1000.00	700.00	600.00	750.00	800.00	800.00
UNSKILLED LABOUR WAGE RATE	P/DAY	550.00	450.00	400.00	400.00	375.00	400.00	350.00
PLUMBER WAGE RSTE	P/DAY	900.00	800.00	700.00	600.00	750.00	600.00	450.00
ELECTICIAN WAGE RATE PER DAY	** P/DAY	900.00	700.00	0.00	0.00	0.00	600.00	400.00
ELECTICIAN WAGE RATE PER POINT	** P/PNT	100.00	200.00	100.00	75.00	87.50	120.00	60.00
WATER CHARGES PER HOUSE	P/MONTH	191.00	40.00	40.00	200.00	57.50	150.00	35.00
ELECT.CHARGES UPTO 50 UNITS	P/UNIT	2.00	2.00	2.00	2.00	2.00	2.00	2.00
ELECT.CHARGES 01 - 100 UNIT	P/UNIT	5.79	5.79	5.79	5.79	5.79	5.79	5.79
ELECT.CHARGES 101 - 300 UNIT	P/UNIT	9.90	9.90	9.90	9.90	9.90	9.90	9.90
ELECT.CHARGES 301 - 1000 UNIT	P/UNIT	15.63	15.63	15.63	15.63	15.63	15.63	15.63
ELECT.CHARGES ABOVE 1000 UNIT	P/UNIT	17.71	17.71	17.71	17.71	17.71	17.71	17.71
ELEC	PM	10.21	10.21	10.21	10.21	10.21	10.21	10.21
GAS CHRg upto 3.3719 MMBUT	MMBTU	124.18	124.18	124.18	0.00	124.18	124.18	124.18
GAS CHRg 3.3719 - 6.7438 MMBUT	MMBTU	248.37	248.37	248.37	0.00	248.37	248.37	248.37
GAS CHRg 6.7438 - 10.1157 MMBUT	MMBTU	248.37	248.37	248.37	0.00	248.37	248.37	248.37
GAS CHRg10.1157 - 13.4876 MMBUT	MMBTU	620.91	620.91	620.91	0.00	620.91	620.91	620.91
GAS	PM	620.91	620.91	620.91	0.00	620.91	620.91	620.91
GAS	PM	372.55	372.55	372.55	0.00	372.55	372.55	372.55
KEROSENE OIL	LTR	90.00	100.00	78.00	80.00	82.00	110.00	105.00
FIREWOOD WHOLE	40 KG.	425.00	400.00	400.00	350.00	400.00	390.00	400.00
CHAIR SHESHAM WOOD WITH ARMS	** EACH	900.00	2000.00	1000.00	1100.00	1750.00	2450.00	1250.00
CHAIR PLASTIC (CHAIRMAN) AVERAGE QUALITY	EACH	650.00	800.00	500.00	650.00	700.00	850.00	800.00
TABLE SHESHAM WOOD (4X2X5")	*** EACH	3616.67	6000.00	2600.00	2800.00	4500.00	7750.00	5500.00
SOFASET WOODEN WITH FOAM SEAT	** SET	11166.67	18000.00	12000.00	12000.00	12500.00	15000.00	20000.00
COT IRON (WITH NIWAR)AV.QLTY.	EACH	1500.00	2500.00	2000.00	2000.00	2250.00	3300.00	2600.00
ALMIRAH (STEEL) 6'X3' 20 GUAGE	EACH	6416.67	10000.00	6500.00	7000.00	12000.00	9600.00	14000.00
DINNING TABLE 6 CHAIRS A.QLTY	SET	13500.00	21000.00	11000.00	11000.00	19500.00	17000.00	25000.00
SINGLE BED WITHOUT FOAM MED.	EACH	5533.33	6800.00	3500.00	3800.00	8000.00	5000.00	6500.00
MATRESS SINGLE(4"THICK)	EACH	4750.00	4800.00	6100.00	6100.00	4500.00	4900.00	6100.00
FARSHI DARI 12'X9' AV.QLTY	EACH	866.67	1450.00	800.00	800.00	900.00	1300.00	800.00
DARI COTTON (6'x2 1/2') AV.QL	EACH	323.33	700.00	400.00	500.00	350.00	575.00	300.00
CARPET PLAIN AV. QLTY	SQFT.	36.00	38.00	35.00	40.00	32.50	90.00	22.00
QUILT (LIHAF) 3 KG. COTTON	EACH	512.50	900.00	600.00	700.00	900.00	780.00	600.00
BLANKET (90" x 54")	EACH	2500.00	4000.00	2000.00	2200.00	3750.00	3100.00	3500.00
BEDSHEET SINGLE BED SUP.QLTY	EACH	333.33	700.00	400.00	400.00	500.00	850.00	600.00
BED SHEET DOUBLE WITH TWO PILLOW COVERS SUP QLTY	SET	575.00	1300.00	600.00	600.00	900.00	1250.00	1100.00
TOWEL(3'x2') AV. QALTY	EACH	180.00	300.00	100.00	110.00	237.50	235.00	150.00
CEILING FAN 48" SUPER QLTY	** EACH	2600.00	3000.00	2500.00	2500.00	2850.00	3600.00	2500.00
PEDESTAL FAN 22" SUPER QLTY	EACH	3800.00	3800.00	4000.00	4000.00	3850.00	4600.00	3600.00
REFG. DAWLENCE 10 CFT. D.DOOR	EACH	30900.00	27500.00	27000.00	27300.00	33500.00	32000.00	28500.00
D-FREEZER WAVES 8 CFT.	EACH	27900.00	28000.00	28900.00	29000.00	30000.00	33000.00	25000.00
AIRCCONDITIONER 1.5 TON PEL	EACH	41800.00	41000.00	41800.00	41800.00	52000.00	47000.00	55000.00
SPLIT AIR CONDITIONER 1.5 TON (SPECIFY BRAND NAME)	EACH	42500.00	45000.00	46000.00	46500.00	42000.00	47000.00	43000.00
AIRC cooler SUPER ASIA	EACH	8500.00	9000.00	10000.00	9000.00	12300.00	12000.00	11000.00
WASHING MACHINE SINGER	EACH	15600.00	14700.00	15600.00	15600.00	15900.00	15600.00	14700.00
SEWING MACHINE(SINGER)	EACH	6095.00	5200.00	5860.00	5860.00	5860.00	5860.00	5200.00
GIZER LARGE SIZE 30 GALLON CAPACITY SUP QLTY	EACH	22100.00	20000.00	15500.00	15600.00	16000.00	15600.00	14000.00
GAS BURNER DOUBLE SPFY.BRAND	EACH	1500.00	1800.00	1400.00	1500.00	1900.00	1650.00	2000.00

Contd.

7.11 Intercity Consumer Prices April, 2015

Description	Unit	Hyder- abad	Nawab- shah	Mirpurkhas	Mithi	Sukkar	Larkana	Dadu
ELECT. IRON PHILIPS MDL.1120	EACH	1700.00	1600.00	1200.00	1500.00	1700.00	2100.00	2000.00
ELECTRIC JUICER FOR APPLE	EACH	3600.00	6000.00	3000.00	3000.00	1700.00	5000.00	3500.00
S.STEEL DEGHCHI MEDIUM SIZE ***	EACH	450.00	700.00	480.00	490.00	600.00	500.00	500.00
ALUMINIUM COOKING PAN (DEGCHI) MED SIZE	EACH	450.00	360.00	370.00	380.00	450.00	460.00	450.00
NON STICK COOKING PAN (DEGCHI) SUP. QLTY	EACH	500.00	1000.00	550.00	560.00	550.00	560.00	900.00
FRYING PAN STEEL AVG. QLTY MED. SIZE	EACH	200.00	350.00	260.00	260.00	300.00	445.00	190.00
TAWA IORN (MEDIUM SIZE) AVG. QLTY	EACH	218.75	350.00	250.00	250.00	300.00	400.00	190.00
S.STEEL PLATE A.QLTY.(M.SIZE)	EACH	40.63	80.00	55.00	60.00	70.00	120.00	80.00
TABLE SPOON S.STEEL SUP.QLTY.	DOZEN	250.00	320.00	250.00	280.00	350.00	525.00	250.00
WATER SET JUG+6 GLASSES (OMROC)	SET	350.00	480.00	350.00	370.00	550.00	400.00	600.00
TEA SET PAK. CHINAWARE 21 PCS.	SET	950.00	1700.00	1250.00	1450.00	1750.00	1450.00	2000.00
DINNER SET PLASTIC 72 PIECES SUPERIOR QLTY	SET	3000.00	5000.00	2600.00	2200.00	6250.00	2800.00	6200.00
HOTPOT SET PLASTIC 3 PCS.	SET	1012.50	1200.00	1000.00	1000.00	1500.00	1450.00	1200.00
BUCKET(BALT) PLASTIC MED.SIZ	EACH	270.00	700.00	280.00	275.00	300.00	450.00	300.00
LOTA PLASTIC (MED SIZE) AVERAGE QUALITY	EACH	50.00	60.00	50.00	50.00	67.50	55.00	50.00
PRESURE COOKER 4 LTR.	EACH	900.00	1800.00	850.00	900.00	1500.00	1000.00	1300.00
WATER COOLER 9/10 LTR.PLASTIC ***	EACH	400.00	800.00	500.00	525.00	600.00	500.00	500.00
THERMOS STARVAC 1 LTR	EACH	300.00	550.00	350.00	350.00	650.00	460.00	500.00
BULB PHILIPS 100-WATTS	EACH	30.00	32.00	30.00	30.00	30.00	30.00	35.00
TUBE LIGHT PHILIPS 40 WATTS	EACH	100.00	110.00	110.00	110.00	97.50	95.00	120.00
ELECTRIC BLUBS "0" WATTE LOCAL	EACH	25.00	25.00	20.00	20.00	22.00	20.00	20.00
ELECTRIC BLUB ENERGY SAVER 14 WATTS	EACH	160.00	160.00	110.00	110.00	155.00	175.00	120.00
WASHING SOAP 250 GMS SPECIFY BRAND NAME	EACH	30.00	35.00	27.00	25.00	30.00	35.00	30.00
SURF EXCEL 400 GMS POLY BAG	EACH	125.00	125.00	125.00	125.00	125.00	125.00	125.00
WASHING POWDER 1000 GRM	EACH	185.00	175.00	175.00	175.00	185.00	185.00	185.00
WASHING POWDER (WHEEL/ BONUS) 100 GRAMS	EACH	95.00	90.00	85.00	85.00	95.00	85.00	90.00
CLEANSER POWDER VIM 1000 GM	PKT.	72.22	72.22	66.67	66.67	72.22	66.67	66.67
FINIS 500 ML	BOTTLE	225.00	200.00	125.00	125.00	180.00	165.00	180.00
PHNYLE TYPHONE/FINIS/CARRANITE 3 LITRES	BOTTLE	120.00	150.00	110.00	110.00	135.00	120.00	140.00
HARPIC	BOTTLE	145.00	125.00	125.00	125.00	135.00	135.00	125.00
BOOT POLISH CHERRY/KIWI 50ML	EACH	111.11	100.00	80.00	80.00	100.00	100.00	100.00
ROBIN BLUE (35 GRAMS)	PKT.	25.67	35.00	30.00	30.00	30.00	30.00	45.00
TISSU PAPER PERFUMED 100 PCS.	PKT	110.00	100.00	90.00	90.00	100.00	120.00	100.00
TOILET PAPER ROLL (R.PETEL)	P/ROLL	32.00	40.00	35.00	35.00	35.00	35.00	30.00
BOOT POLISH LIQUID CHEERY BLOSSOM KIWI 75 ML	BOTTLE	135.00	150.00	120.00	120.00	120.00	120.00	130.00
MATCH BOX SMALL	EACH	2.00	3.00	3.00	3.00	2.00	2.00	2.00
DRY CELL 1.5 VOLT(LOCAL)	EACH	15.00	25.00	20.00	20.00	25.00	20.00	25.00
HAND STITCHING NEEDLE M.SIZE	PACKET	6.00	8.00	5.00	5.00	10.00	9.00	6.00
SEWING MACHINE NEEDLE (SINGER)	EACH	6.00	8.00	5.00	5.00	8.00	7.00	5.00
HOUSEHOLD SERVANT FEMALE P/T	P/MNTH	950.00	2000.00	600.00	800.00	1500.00	1250.00	1500.00
MARRIAGE HALL WITH FURNITURE	P/HEAD	95.63	70.00	90.00	60.00	100.00	150.00	60.00
SEPTRAN TABLETS	10TAB.	15.00	15.00	15.00	15.00	15.00	15.00	15.00
BRUFEN TABS 200-MG.	10TAB.	10.00	10.00	10.00	10.00	10.00	10.00	10.00
PANADOL TAB. EXTRA/PLAIN	10TAB.	10.00	10.00	10.00	10.00	10.00	10.00	10.00
DISPRIN TAB.	10TAB.	10.00	10.00	10.00	10.00	10.00	10.00	10.00
TRISIL TAB.	10 TAB	10.00	10.00	10.00	10.00	10.00	10.00	10.00
FLAGYL TAB. 200 MG.	10TAB.	10.00	10.00	10.00	10.00	10.00	10.00	10.00
VENTOLIN TAB. 2MG.	10TAB.	9.00	9.00	9.00	9.00	9.00	9.00	9.00
DAONIL TAB. 5 MG.	10TAB.	17.00	17.00	17.00	17.00	17.00	17.00	17.00
ENTOX TAB.	10TAB.	10.00	10.00	10.00	10.00	10.00	10.00	10.00
RENITEC TAB. 5 MG.	10TAB.	59.00	59.00	59.00	59.00	59.00	59.00	59.00
CAC. 1000 TAB	BOTTLE	122.00	122.00	122.00	122.00	122.00	122.00	122.00
AMOXIL CAPSOLE 250 MG.S	10CAP.	36.00	36.00	36.00	36.00	36.00	36.00	36.00
CALCIUM SYRUP SANDOZ	BOTTLE	64.00	64.00	64.00	64.00	64.00	64.00	64.00
LEDERPLEX SYRUP	BOTTLE	35.00	35.00	35.00	35.00	35.00	35.00	35.00
SANCOS SYRUP (50 ML.)	BOTTLE	30.00	30.00	30.00	30.00	30.00	30.00	30.00
PHENERGAN SYRUP 120 ML.	BOTTLE	33.00	33.00	33.00	33.00	33.00	33.00	33.00
CALPOL SYRUP 60 ML.	BOTTLE	28.00	28.00	28.00	28.00	28.00	28.00	28.00
HYDRYLLIN SYRUP 120 ML.	BOTTLE	65.00	65.00	65.00	65.00	65.00	65.00	65.00
POLYFAX EYE OINTMENT	TUBE	21.00	21.00	21.00	21.00	21.00	21.00	21.00
BETNESOL EYE DROPS	BOTTLE	33.89	33.89	33.89	33.89	33.89	33.89	33.89
EAR DROPS (CARDISPORINE) ***	BOTTLE	21.00	21.00	21.00	21.00	21.00	21.00	21.00
BETNOVATE-N OINTMENT 5 GMS	TUBE	16.00	16.00	16.00	16.00	16.00	16.00	16.00
BURNOL CREAM 30 GRM	TUBE	16.00	16.00	16.00	16.00	16.00	16.00	16.00

Contd.

7.11 Intercity Consumer Prices April, 2015

Description	Unit	Hyder- abad	Nawab- shah	Mirpurkhas	Mithi	Sukkar	Larkana	Dadu
VICKS VAPORUB/BALM	BOTTLE	36.00	36.00	36.00	36.00	36.00	36.00	36.00
GLYCRINE SMALL BOTTLE	BOTTLE	25.00	25.00	20.00	15.00	15.00	15.00	27.50
JOUHAR JOSHANDA	PKT.	8.00	6.00	6.00	6.00	8.00	6.00	6.00
GALXOS-D (450 GRMS)	PKT.	157.50	151.88	151.88	151.88	157.50	157.50	151.88
GRIPE-WATER WOODWARDS	BOTTLE	50.00	50.00	50.00	50.00	55.00	50.00	55.00
SANIPLAST ONE PUTTY	EACH	2.00	2.00	1.00	1.00	2.00	2.00	2.00
O.R.S. (NIMCOL)	PKT.	15.00	15.00	15.00	15.00	15.00	15.00	15.00
DETTOL (MEDIUM)	BOTTLE	46.80	46.80	46.80	46.80	46.80	46.80	46.80
COTTON BANDAGE 2" - 4"	EACH	6.00	8.00	15.00	15.00	12.50	15.00	10.00
THERMOMETER CHINA	EACH	30.00	40.00	40.00	35.00	40.00	35.00	50.00
DOCTOR (MBBS) CLINIC FEE	P/PAT.	100.00	200.00	100.00	100.00	100.00	300.00	150.00
URINE TEST (DR) CHARGES	P/TEST	90.00	140.00	70.00	70.00	170.00	100.00	50.00
BLOOD TEST (CP) CHARGES	P/TEST	212.50	300.00	200.00	200.00	290.00	200.00	200.00
SUGAR TEST (RANDOM/FASTING BOTH) CHARGES	P/TEST	160.00	240.00	200.00	200.00	200.00	240.00	120.00
ECG CHARGES	P/TEST	213.13	350.00	200.00	200.00	350.00	200.00	200.00
X-RAY (CHEST) CHARGES	P/X-RAY	209.38	400.00	200.00	200.00	300.00	350.00	200.00
CAR SUZUKI 800 CC (W/O. A/C)	EACH	625000.00	625000.00	625000.00	0.00	625000.00	632000.00	0.00
CAR SUZUKI 1000 CC	EACH	1034000.00	1044000.00	1044000.00	0.00	0.00	0.00	0.00
CAR TOYOTA 1300 CC	EACH	1561500.00	1568000.00	0.00	0.00	0.00	0.00	0.00
CAR HONDA CIVIC	EACH	0.00	2033000.00	0.00	0.00	0.00	0.00	0.00
MOTORCYCLE HONDA CD-70.	EACH	69900.00	69000.00	68000.00	68500.00	70000.00	70000.00	69000.00
MOTORCYCLE YAMAHA 100CC.	EACH	79300.00	79300.00	0.00	0.00	78500.00	79300.00	0.00
MOTOR CYCLE HERO 70 CC	EACH	43000.00	44000.00	44500.00	0.00	43000.00	42500.00	0.00
BICYCLE WITH TYRES & TUBES	EACH	7550.00	9300.00	7500.00	7900.00	7600.00	7900.00	7000.00
TYRE CAR WITH TUBE GENERAL	EACH	2800.00	3800.00	3300.00	3400.00	3200.00	3800.00	4000.00
TYRE MOTOR CYCLE WITHOUT TUBE	EACH	950.00	1210.00	1250.00	1280.00	1200.00	1300.00	1300.00
TYRE CYCLE SPECIFY BRAND NAME	EACH	325.00	400.00	400.00	415.00	350.00	415.00	420.00
TYRE CAR W/O TUBE	EACH	2700.00	3200.00	3200.00	3200.00	2700.00	3200.00	3600.00
PETROL SUPER	LITRE	74.29	74.29	74.29	74.29	74.29	74.29	74.29
HIGH SPEED DIESEL HSD	LITRE	83.61	83.61	83.61	83.61	83.61	83.61	83.61
CNG	K.G.	71.50	0.00	71.50	0.00	71.50	71.50	71.50
GAS CYLINDER STAND. SIZE	EACH	990.00	1100.00	1100.00	1150.00	1100.00	1078.00	1320.00
MOTOR CYCLE SERVICE CHARGES	EACH	250.00	250.00	250.00	250.00	250.00	350.00	250.00
CAR SERVICE CHARGES	EACH	350.00	500.00	300.00	300.00	350.00	550.00	400.00
TYRE PUNCTURE CHARGES	EACH	60.00	70.00	60.00	50.00	70.00	75.00	80.00
CYCLE OVERHAULING CHARGES	EACH	250.00	275.00	200.00	200.00	200.00	300.00	200.00
CAR TAX FOR 800CC TO 1300CC	YEARLY	1750.00	1750.00	1750.00	1750.00	1750.00	1750.00	1750.00
TRAIN FARE ECO. 1-100 KM.	P/KM.	0.68	0.68	0.68	0.00	0.68	0.68	0.68
TRAIN FARE ECO. 101-500 KM.	P/KM.	0.98	0.98	0.98	0.00	0.98	0.98	0.98
TRAIN FARE ECO. > 500 KM.	P/KM.	0.89	0.89	0.89	0.00	0.89	0.89	0.89
TRAIN FARE IST SLP. 1-100KM	P/KM.	2.10	2.10	2.10	0.00	2.10	2.10	2.10
TRAIN FARE IST SLP.101-500 KM	P/KM.	2.59	2.59	2.59	0.00	2.59	2.59	2.59
TRAIN FARE IST SLP. > 500 KM	P/KM.	1.99	1.99	1.99	0.00	1.99	1.99	1.99
TRAIN FARE A/C SLP. 1-100KM.	P/KM.	5.76	5.76	5.76	0.00	5.76	5.76	5.76
TRAIN FARE A/C SLP.101-500KM	P/KM.	4.59	4.73	4.59	0.00	4.59	4.59	4.59
TRAIN FARE A/C SLP > 500KM.	P/KM.	4.16	4.16	4.16	0.00	4.16	4.16	4.16
PLATEFORM TICKET	EACH	10.00	10.00	10.00	0.00	10.00	10.00	10.00
AUTO RICKSHAW FARES	KM/MIN	40.00	80.00	60.00	90.00	80.00	50.00	40.00
FULL TONGA CHARGES	KM/MIN	60.00	35.00	40.00	0.00	80.00	65.00	0.00
TAXI 4 SEATER FARE	KM/MIN	60.00	100.00	90.00	90.00	80.00	60.00	60.00
BUS FARE MIN (WITHIN CITY)	TICKET	10.00	0.00	10.00	0.00	0.00	0.00	0.00
BUS FARE MAX (WITHIN CIT	TICKET	15.00	0.00	15.00	0.00	0.00	0.00	0.00
BUS FARE OUTSIDE CITY	P/KM.	0.88	0.88	0.88	0.88	0.88	0.88	0.88
A/C BUS FARE OUTSIDE CITY	P/KM.	1.50	1.50	1.50	1.50	1.50	1.50	1.50
MINIBUS FARE MIN.WITH IN CITY	TICKET	10.00	0.00	0.00	0.00	0.00	0.00	0.00
MINIBUS FARE MAX.WITH IN CITY	TICKET	16.00	0.00	0.00	0.00	0.00	0.00	0.00
SUZUKI FARE MIN.WITH IN CITY	TICKET	10.00	0.00	10.00	0.00	7.00	10.00	0.00
SUZUKI FARE MAXIMUM W.IN CITY	TICKET	15.00	0.00	10.00	0.00	15.00	10.00	0.00
AIR FARE ECONOMY CLASS.	P/KM.	19.26	19.26	0.00	0.00	19.26	19.26	0.00
POSTAL ENVELOPE DOMESTIC	EACH	8.00	8.00	8.00	8.00	8.00	8.00	8.00
ENVELOPE FOR SAUDI ARABIA	EACH	50.00	50.00	50.00	50.00	50.00	50.00	45.00
POSTAL REGISTRATION CHARGES	EACH	28.00	28.00	28.00	28.00	28.00	28.00	28.00
U.M.S. REG CHARGES MIN.	EACH	59.00	58.00	58.00	58.00	59.00	58.00	58.00
T.C.S. CH. MIN.WITH IN ZONE	EACH	110.00	110.00	110.00	110.00	110.00	110.00	110.00

Contd.

7.11 Intercity Consumer Prices April, 2015

Description	Unit	Hyder- abad	Nawab- shah	Mirpurkhas	Mithi	Sukkar	Larkana	Dadu
TELEPHONE CHARGES LOCAL CALL	P/CALL	3.94	3.94	3.94	3.94	3.94	3.94	3.94
TEL CHARGES OUT SIDE CITY	P/CALL	3.94	3.94	3.94	3.94	3.94	3.94	3.94
INTERNET CHARGES	P/HOUR	25.00	30.00	20.00	20.00	30.00	20.00	30.00
MOBILE CELL CHARGES	P/UNIT	3.00	3.06	3.00	3.00	3.00	3.50	3.06
FAX CHARGES (LOCAL)	P/PAGE	20.00	15.00	15.00	20.00	20.00	20.00	20.00
TELEPHONE SET AV. QLTY	EACH	500.00	500.00	600.00	650.00	575.00	875.00	550.00
MOBILE SET NOKIA/SONY/ERICSON/SAMSUNG WITHOUT CAMERA	EACH	2200.00	2500.00	2250.00	2300.00	2700.00	3200.00	2400.00
T.V. 20" COLORED WEGA H-A21.	EACH	17300.00	18000.00	18000.00	18000.00	17500.00	20500.00	17000.00
T.V 20" COLOR CHINA/KORIA)	EACH	10750.00	11000.00	10000.00	10000.00	12000.00	9000.00	11000.00
V.C.P. PANASONIC/LG/NAT	EACH	5000.00	5000.00	6000.00	6000.00	5600.00	4800.00	4500.00
DVD/VCD PLAYER PANASONIC/LG	EACH	3500.00	5000.00	3500.00	3000.00	4500.00	3000.00	2750.00
RADIO WITH C.PLAYER NATIONAL	EACH	3500.00	3500.00	1500.00	1500.00	2000.00	2900.00	2000.00
PERSONNEL COMPUTER (BRANDED)	EACH	31200.00	58000.00	46000.00	46000.00	45000.00	45000.00	27000.00
VID. CASSETTE BLK. TDK/SONY	EACH	120.00	200.00	120.00	120.00	140.00	170.00	160.00
COM. C.D. (TDK/IMATION)	EACH	80.00	60.00	50.00	55.00	50.00	55.00	40.00
TAPE RECORDER CASSETTE BLANK	EACH	60.00	50.00	50.00	55.00	50.00	55.00	50.00
VIDEO GAME SEGA 16 BYTE	EACH	1000.00	1100.00	1800.00	0.00	1200.00	1500.00	1150.00
CINEMA A/C. HIGH CLASS	TICKET	60.00	0.00	30.00	0.00	0.00	0.00	0.00
CINEMA NON-A/C HIGH CLASS	TICKET	40.00	50.00	20.00	0.00	0.00	60.00	20.00
CABLE CHARGES	PER MONT	300.00	250.00	300.00	200.00	300.00	375.00	300.00
TV.LICENCE FEE DOMESTIC	YEARLY	420.00	420.00	420.00	420.00	420.00	420.00	420.00
ENGLISH BOOK CLASS V1	EACH	56.65	56.65	56.65	56.65	56.65	56.65	56.65
ENGLISH BOOK CLASS IX OR X	EACH	43.15	43.15	43.15	43.15	43.15	43.15	43.15
ENG. BOOK IST.YR COMPLETE SET	EACH	118.15	118.15	118.15	118.15	118.15	118.15	118.15
ENGLISH BOOK BA/B.SC	EACH	150.00	150.00	150.00	150.00	150.00	150.00	150.00
URDU BOOK CLASS V (T.B.BORD)	EACH	64.80	64.80	64.80	64.80	64.80	64.80	64.80
URDU BOOK CLASS IX/X(T.B.B)	EACH	53.35	53.35	53.35	53.35	53.35	53.35	53.35
URDU BOOK IST.YEAR/INTER	EACH	46.10	46.10	46.10	46.10	46.10	46.10	46.10
URDU BOOK BA/B.SC	EACH	120.00	120.00	120.00	120.00	120.00	120.00	120.00
MATHS BOOK CALSS V (T.B.B)	EACH	54.75	54.75	54.75	54.75	54.75	54.75	54.75
MATHS BOOK CLASS IX OR X	EACH	191.85	191.85	191.85	191.85	191.85	191.85	191.85
MATHS BOOK IST.YEAR (T.B.B)	EACH	115.90	115.90	115.90	115.90	115.90	115.90	115.90
PAKISTAN STUDIES BOOK BA/B.SC	EACH	125.00	125.00	125.00	125.00	125.00	125.00	125.00
DAILY "DAWN"	P/COPY	19.00	19.00	19.00	19.00	19.00	19.00	19.00
DAILY "JANG"	P/COPY	12.00	12.00	12.00	12.00	12.00	12.00	12.00
DAILY "NAWA-E-WAQT"	P/COPY	12.00	12.00	12.00	12.00	12.00	12.00	12.00
WEEKLY "AKHBAR-E-JAHAN"	P/COPY	55.00	55.00	55.00	55.00	55.00	55.00	55.00
WEEKLY "MAG"	P/COPY	45.00	45.00	45.00	45.00	45.00	45.00	45.00
MONTHLY "NAUNEHAL DIGEST"	P/COPY	35.00	35.00	35.00	35.00	35.00	35.00	35.00
PAPER FOOLSCAPE (27"x17")	QUIRE	30.00	27.00	30.00	25.00	45.00	50.00	35.00
EXERCISE.BOOK LINED 80/100 PGS	EACH	18.00	30.00	15.00	15.00	40.00	20.00	20.00
PENCIL.GOLDFISH/DEER	EACH	6.00	6.00	7.00	7.00	6.00	6.00	5.00
PEN INK DOLLOR 57 ML BOTTLE	EACH	20.00	20.00	25.00	25.00	25.00	25.00	20.00
PHOTOSTATE PAPER 70 GM	PRT	225.00	360.00	300.00	325.00	400.00	340.00	340.00
BALL PEN (local)	EACH	6.00	7.00	5.00	5.00	7.00	5.50	8.00
FOUNTAIN PEN HERO/WINGS/CHINA	EACH	25.00	50.00	20.00	25.00	40.00	42.50	30.00
PRIVATE SCHOOL FEE ENGLISH MED. AVG.STAND.(CLASS I)	P/MONTH	1081.25	1500.00	500.00	350.00	1300.00	900.00	1695.00
PRIVATE SCHOOL FEE ENGLISH MED. AVG.STAND. (CLASS V)	P/MONTH	1068.75	2100.00	700.00	450.00	1300.00	950.00	2185.00
PRIVATE SCHOOL FEE ENGLISH MED. AVG.STAND. (CLASS VI)	P/MONTH	1043.75	2700.00	800.00	500.00	1400.00	1200.00	2185.00
PRIVATE SCHOOL FEE ENGLISH MED. AVG.STAND. (CLASS X)	P/MONTH	1406.25	3300.00	1000.00	500.00	1400.00	1300.00	2415.00
PRIVATE MEDICLE COLLEGE FEE MBBS (IST YEAR)	P/MONTH	50000.00	0.00	29166.00	0.00	0.00	0.00	0.00
PRIVATE ENGINEERING COLLEGE FEE (ISTR YEAR)	P/MONTH	0.00	0.00	0.00	0.00	0.00	0.00	0.00
GOVT. COLLEGE FEE IST. YEAR	MONTH	35.00	40.00	35.00	35.00	35.00	35.00	35.00
GOVT. COLLEGE FEE 4TH. YEAR	MONTH	75.00	67.50	67.50	70.00	67.50	75.00	75.00
GOVT. UNIVERSITY FEE MSC.	MONTH	385.00	1550.00	354.17	354.17	0.00	0.00	354.17
GOVT. MED. COLLEGE FEE MBBS	MONTH	2200.00	2000.00	0.00	2000.00	2000.00	4200.00	2000.00
GOVT. ENGG. COLL. FEE I YEAR	MONTH	1000.00	333.33	0.00	0.00	0.00	1500.00	0.00
COACHING FEE FOR CLASS IX/X	P/MONTH	500.00	1200.00	500.00	600.00	1000.00	600.00	500.00
COACHING CHARGES FOR CLASS IST YEAR/INTER (SCIENCE)	P/MONTH	1000.00	1200.00	800.00	700.00	2000.00	700.00	500.00
COACHING CHARGES FOR CLASS IST YEAR/INTER (COMMERCE)	P/MONTH	600.00	1200.00	600.00	600.00	1080.00	600.00	500.00
I.T. TUITION FEES	P/MONTH	2000.00	1600.00	0.00	0.00	1500.00	1500.00	600.00
MBA TUITION FEES	P/MONTH	2500.00	0.00	0.00	0.00	6300.00	2500.00	0.00
BREAD TANDOORI ST. SIZE	EACH	10.00	7.00	7.00	7.00	8.00	7.00	6.00
COOKED MUTTON (AV. HOTEL)	PLATE	123.75	150.00	120.00	130.00	150.00	100.00	70.00

Contd.

7.11 Intercity Consumer Prices April, 2015

Description	Unit	Hyder- abad	Nawab- shah	Mirpurkhas	Mithi	Sukkar	Larkana	Dadu
COOKED BEEF (AV. HOTEL)	PLATE	65.00	70.00	80.00	50.00	100.00	70.00	50.00
COOKED DAL (AV. HOTEL)	PLATE	41.25	60.00	50.00	50.00	50.00	60.00	40.00
CHICKEN BIRYANI FULL/DOUBLE	PLATE	90.00	100.00	100.00	100.00	150.00	190.00	120.00
TEA PREPARED (ORDINARY)	CUP	20.00	20.00	25.00	25.00	20.00	22.50	20.00
HAIRCUT CHARGES FOR MEN	P/CUT	67.50	100.00	50.00	50.00	60.00	95.00	50.00
BEAUTY PORL HAIR STYL CHARGE	P/STY.	193.75	250.00	150.00	100.00	175.00	325.00	250.00
SHAVING CHARGES	PER SHV	30.00	50.00	20.00	20.00	35.00	50.00	30.00
LIPSTICK S.MISS/MEDORA	EACH	110.00	120.00	110.00	110.00	100.00	110.00	90.00
NAIL POLISH S.MISS/MEDORA	EACH	60.00	95.00	80.00	80.00	85.00	80.00	50.00
PERFUME MED.SIZE MEDORA/BROACH	EACH	120.00	200.00	190.00	220.00	120.00	210.00	185.00
HAIR-OIL AMLA/CHAMBELI	BOTTLE	110.00	120.00	120.00	120.00	120.00	110.00	120.00
TOILET SOAP LUX 95 GRAMS	EACH	40.38	40.38	40.38	40.38	40.38	40.38	40.38
TOILET SOAP LIFEBOUY 140 GRM	EACH	36.00	36.00	36.00	36.00	36.00	36.00	36.00
TOILET SOAP SAFEGUARD BATH SIZE	EACH	48.00	50.00	48.00	48.00	50.00	48.00	50.00
TOOTHPASTE MACKLINES 70 GRM	EACH	50.00	50.00	50.00	50.00	50.00	50.00	50.00
TOOTHPAST MED SIZE CLGATE 70 GMS	EACH	60.67	60.67	60.67	60.67	60.67	60.67	60.67
TOOTHBRUSH SHEILD A/PLAQUE	EACH	35.00	40.00	35.00	40.00	45.00	40.00	35.00
TOOTHPOWDER DENTONIC 90 GRM	EACH	28.00	25.00	25.00	25.00	28.00	25.00	25.00
HAIR-COLOUR BEGIN (6 GMS)	EACH	95.00	100.00	100.00	100.00	100.00	95.00	90.00
HAIR COLOUR (KALAKOLA)	BOTTLE	120.00	120.00	120.00	120.00	130.00	120.00	120.00
FACECREAM PONDS (MEDIUM)	EACH	110.00	110.00	110.00	110.00	120.00	110.00	110.00
TALC POWDER VICE ROAY,B.CAT	EACH	130.00	130.00	130.00	135.00	130.00	150.00	140.00
BLADE TREET ORDINARY 10'S	PKT.	35.00	40.00	35.00	30.00	45.00	45.00	40.00
BLADE 7-O-CLOCK STAIN. 5'S	PKT.	30.00	40.00	30.00	32.00	30.00	32.50	35.00
SHAMPOO SUNSILK/PAINTIN 100 ML	BOTTLE	110.00	110.00	110.00	110.00	95.00	110.00	110.00
BEAUTY CREAM (FAIR & LOVELY)	EACH	155.00	155.00	155.00	155.00	155.00	155.00	155.00
HAIR REMOVING CREAM (EU-CREAM)	TUBE	60.00	60.00	60.00	60.00	65.00	60.00	60.00
GEL MEDIUM SIZE	BOTTLE	55.00	67.50	55.00	75.00	70.00	75.00	120.00
DISPOSABLE RAZOR GILLET-II	EACH	40.00	35.00	35.00	35.00	40.00	37.50	35.00
SHAVING CREAM TOUCH-ME/ADM.	EACH	55.00	55.00	55.00	60.00	55.00	60.00	60.00
GOLD TEZABI 24 CT	10 GM.	40682.00	40291.00	40550.00	40550.00	40295.00	39865.00	40634.00
SILVER TEZABI 24 CT	10 GM.	510.00	600.00	574.00	574.00	660.00	600.00	650.00
ARTIFICIAL JEWELLARY SET	SET	400.00	1700.00	375.00	500.00	600.00	1000.00	250.00
WRIST WATCH GENTS CITIZEN (ORIGINAL) ***	EACH	3100.00	3750.00	2500.00	2600.00	2600.00	3050.00	2500.00
WRIST WATCH LADIES CITIZEN (ORIGINAL) ***	EACH	3050.00	3750.00	2500.00	2600.00	2500.00	2500.00	2500.00
WALL CLOCK QUARTZ AV.QLTY	EACH	312.50	500.00	350.00	300.00	475.00	475.00	200.00
SUITCASE REXIN (24"x16"x6")	EACH	750.00	1600.00	800.00	850.00	1275.00	1150.00	900.00
TRUNK MEDIUM SIZE ***	EACH	1057.14	1600.00	1000.00	950.00	2000.00	1000.00	1150.00
PURSE LADIES (LEATHER) AVERAGE QUALITY	EACH	375.00	800.00	500.00	450.00	600.00	965.00	300.00

7.11 Intercity Consumer Prices April, 2015

Description	Unit	Peshawar	Mardan	Abbotta- bad	Bannu	D.I. Khan	Mingora
WHEAT	10 KG.	350.00	350.00	450.00	330.00	330.00	345.00
WHEAT FLOUR FINE/SUPERIOR.	KG.	41.83	42.50	50.00	41.00	40.50	45.00
WHEAT FLOUR AVG. QLTY	KG.	38.67	38.50	42.50	39.00	37.50	41.50
WHEAT FLOUR BAG	10 KG.	380.83	380.00	405.00	390.00	400.00	385.00
MAIDA	KG.	54.08	51.00	55.00	62.50	50.00	50.00
SUJI	KG.	53.83	52.50	56.25	52.00	50.00	52.50
BESAN AV. QLTY.	KG.	84.17	85.00	80.00	85.00	80.00	80.00
RICE BASMATI SUP. QLTY.	KG.	130.83	125.00	150.00	120.00	110.00	122.50
RICE BASMATI 385/386	KG.	110.83	107.50	116.00	115.00	100.00	75.00
RICE BASMATI BROKEN AV.QLTY	KG.	67.92	77.50	82.50	51.00	65.00	57.50
RICE IRRI-6 (SINDH/PUNJAB)	KG.	42.50	42.50	47.50	52.50	65.00	48.75
VERMICELLI	KG.	74.17	80.00	85.00	70.00	70.00	80.00
BREAD PLAIN MEDIUM SIZE	EACH	35.00	35.00	35.00	35.00	30.00	35.00
RUSK (PAPAY)	KG.	178.33	200.00	145.00	140.00	140.00	300.00
BISCUITS-PACKED	PKT	35.00	35.00	35.00	35.00	35.00	35.00
BISCUIT-BAKERY (LOOSE)	250 GM	68.33	60.00	50.00	52.50	55.00	65.00
CORNFLAKS FAUJI 225 GM.	PKT	171.00	207.00	166.50	110.00	165.00	170.00
SAMOSA (VEGATABLE)	EACH	6.67	8.00	10.00	17.50	10.00	10.00
PASTRY AV.QLTY.	EACH	24.17	30.00	17.50	20.00	25.00	20.00
PATTIES (VEGATABLES)	EACH	23.33	22.50	20.00	30.00	20.00	15.00
NIMCO	250 GM	53.33	60.00	60.00	50.00	50.00	50.00
CHIPS	250 GM	61.67	50.00	80.00	85.00	55.00	60.00
BEEF WITH BONE AV.QLTY.	KG	280.00	270.00	257.50	280.00	270.00	280.00
MUTTON AV.QLTY.	KG	600.00	500.00	525.00	500.00	575.00	400.00
CHICKEN FARM BROILER (LIVE)	KG	160.00	160.00	145.00	155.00	126.00	159.00
FISH-RAHU MEDIUM SIZE	KG	233.33	210.00	225.00	300.00	280.00	250.00
MILK FRESH (UNBOILED)	LTR.	73.33	72.50	72.50	72.50	70.00	80.00
CURD	KG.	80.00	82.50	80.00	82.50	80.00	95.00
MILK TETRA PACK 1/2 LTR.	PKT.	60.00	60.00	70.00	56.00	60.00	55.00
LACTOGEN 400 GRAMS	PKT.	425.00	425.00	430.00	425.00	425.00	425.00
POWDER MILK NIDO 400GM.	PKT	350.00	350.00	350.00	350.00	350.00	350.00
MILK POWDER LOOSE/PACKED	KG.	518.33	450.00	516.67	535.00	430.00	475.00
BUTTER LOCAL PACKED	50 GM.	25.00	25.00	25.00	40.00	35.00	25.00
EGGS FARM	DOZ	84.17	90.00	86.00	90.00	90.00	100.00
MUSTARD OIL AV.QLTY.	KG.	220.00	210.00	250.00	190.00	190.00	220.00
COOKING OIL (DALDA)	2.5LTR	520.00	520.00	485.00	540.00	435.00	531.25
COOKING OIL (PAKWAN) OTHER BRAND SPECIFY	2.5 LTR	380.00	370.00	440.00	450.00	492.00	305.00
VEGETABLE GHEE TIN	2.5KG.	485.00	485.00	485.00	510.00	400.00	480.00
VEGETABLE GHEE (LOOSE)	KG.	155.83	157.50	167.50	160.00	157.50	157.50
DATES AV.QLTY.	KG.	175.83	170.00	245.00	207.50	185.00	185.00
PISTACHIO AV.QLTY.	50 GM.	65.83	75.00	90.00	80.00	60.00	110.00
ALMONDS WHOLE AV.QLTY.	KG.	650.00	700.00	400.00	500.00	400.00	660.00
COCONUT DRY AV.QLTY.	KG.	286.67	290.00	300.00	240.00	300.00	275.00
RAISINS AV.QLTY.	50 GM.	19.50	17.50	19.00	12.50	14.50	25.00
GROUNDNUTS (WITH SHELL)	KG.	170.00	155.00	200.00	125.00	150.00	140.00
MALTA/MOSAMBI	DOZ	113.33	130.00	110.00	140.00	160.00	177.50
KINNU	DOZ	95.00	90.00	65.00	92.50	120.00	110.00
APPLE	KG	123.33	130.00	115.00	140.00	130.00	130.00
ALOO BUKHARA	KG	0.00	0.00	0.00	0.00	0.00	0.00
POMEGRANATE (ANNAR)	KG	0.00	0.00	0.00	0.00	0.00	0.00
GRAPES	KG	0.00	0.00	0.00	0.00	0.00	0.00
BANANAS	DOZ	76.67	70.00	85.00	75.00	65.00	80.00
MANGO KALMI	KG	0.00	0.00	0.00	0.00	0.00	0.00
GUAVA	KG	100.83	90.00	77.50	60.00	65.00	80.00
WATERMELON (TURBOOZ)	KG	60.00	60.00	30.00	40.00	50.00	30.00
MUSKMELON (KHARBOOZA)	KG	62.50	55.00	60.00	37.50	75.00	50.00
SWEETMELON (GARMA)	KG	0.00	0.00	0.00	0.00	0.00	0.00
PULSE MASOOR (WHOLE)	KG.	126.25	135.00	140.00	122.50	110.00	110.00
PULSE MASOOR (WASHED)	KG.	126.25	135.00	127.25	122.50	130.00	120.00
PULSE MOONG (WASHED)	KG.	165.00	162.50	165.00	160.00	160.00	130.00

Contd.

7.11 Intercity Consumer Prices April, 2015

Description	Unit	Peshawar	Mardan	Abbotta- bad	Bannu	D.I. Khan	Mingora
PULSE MASH (WASHED)	KG.	174.17	172.50	165.00	152.50	150.00	140.00
PULSE GRAM	KG.	80.83	80.00	75.00	70.00	75.00	70.00
GRAM WHOLE BLACK AV.QLTY.	KG.	89.17	85.00	75.00	55.00	50.00	70.00
GRAM WHOLE YELLOW AV.QLTY	KG.	101.67	97.50	97.50	95.00	110.00	105.00
BEANS (LAL LOBIA)	KG.	100.83	97.50	155.00	107.50	140.00	120.00
POTATOES	KG	25.42	22.50	18.00	20.00	20.00	20.00
ONION	KG	53.33	50.00	47.50	40.00	30.00	40.00
TURNIP	KG	0.00	0.00	0.00	0.00	0.00	0.00
RADISH	KG	0.00	0.00	0.00	0.00	0.00	0.00
TOMATOES	KG	46.67	50.00	50.00	37.50	40.00	50.00
CABBAGE	KG	38.33	40.00	27.50	35.00	22.50	40.00
CAULIFLOWER	KG	25.83	35.00	27.50	35.00	35.00	40.00
BRINJAL	KG	0.00	0.00	0.00	0.00	0.00	0.00
PUMPKIN	KG	0.00	0.00	0.00	0.00	0.00	0.00
BOTTLEGOURD	KG	60.83	80.00	45.00	40.00	50.00	60.00
LADY FINGER	KG	0.00	0.00	0.00	0.00	0.00	0.00
PEAS	KG	75.00	80.00	45.00	43.75	27.50	75.00
SPINACH	KG	0.00	0.00	0.00	0.00	0.00	0.00
TINDA	KG	40.00	35.00	37.50	22.50	25.00	40.00
TURAI	KG	0.00	0.00	0.00	0.00	0.00	0.00
KARAILA	KG	0.00	0.00	0.00	0.00	0.00	0.00
ARVI	KG	0.00	0.00	0.00	0.00	0.00	0.00
CHILLIES GREEN	KG	73.33	80.00	85.00	120.00	125.00	100.00
CARROT	KG	36.67	45.00	37.50	25.00	22.50	40.00
COCUMBER (KHEERA)	KG	31.67	25.00	22.50	20.00	32.50	30.00
LEMON	250GM	28.33	27.50	30.00	27.50	25.00	30.00
SUGAR REFINED	KG.	58.00	59.00	60.00	58.00	55.00	60.00
GUR AV.QLTY	KG.	81.67	75.00	100.00	85.00	72.50	80.00
HONEY LANGANESE 500 GM.	BOTTLE	860.00	860.00	850.00	350.00	860.00	500.00
MILO 200 GM.	BOTTLE	170.00	170.00	200.00	200.00	220.00	200.00
CUSTARD POWDER RAFHAN 300 GM.	PKT	75.00	75.00	75.00	75.00	75.00	75.00
TOFFEE (HILAL)	EACH	1.50	1.50	1.00	1.00	1.00	1.00
CHOWKELATE CANDY (SMALL SIZE)	EACH	5.00	5.00	5.00	5.00	5.00	5.00
SWEETMEAT (MIXED)	KG	276.67	250.00	230.00	180.00	242.50	250.00
ICE CREAM WALLS	CUP.	40.00	40.00	40.00	40.00	40.00	40.00
ICE	KG	11.67	12.00	8.00	12.00	9.00	15.00
JAM AHMED/MITCHELLES	BOTTLE	135.00	140.00	130.00	110.00	130.00	120.00
SQUASH-MITCHELLES	BOTTLE	150.00	150.00	150.00	140.00	150.00	150.00
ROOH AFZA	BOTTLE	150.00	145.00	145.00	150.00	140.00	145.00
JAM-E-SHIREEN	BOTTLE	150.00	145.00	145.00	145.00	155.00	145.00
SAUNF	50 GM	20.00	17.50	20.00	15.00	12.00	10.00
CINAMON LOOSE AV. QLTY	50 GM.	20.00	20.00	27.50	30.00	20.00	20.00
CUMINSEED WHITE NATIONAL	50 GM.	54.00	54.00	52.00	52.00	52.00	50.00
PEPPER BLACK NATIONAL	50 GM.	96.00	96.00	96.00	96.00	96.00	96.00
CLOVES LOOSE AV.QLTY	50 GM.	113.33	120.00	125.00	100.00	60.00	85.00
CARDAMOM LARGE LOOSE AV.QLTY	50 GM.	210.83	195.00	140.00	90.00	90.00	85.00
CARDAMOM SMALL AV.QLTY	50 GM.	125.00	110.00	115.00	120.00	75.00	87.50
SALT-POWDERED (LAHORI) LOOSE	KG.	10.00	10.00	10.00	8.00	5.00	15.00
SALT POWDERED (NATIONAL/SHAN)	PKT	25.00	25.00	25.00	20.00	25.00	20.00
CHILLIES POWD.NATIONAL 200GM	PKT	105.00	105.00	105.00	105.00	105.00	105.00
CHILLIES POWDER LOOS	KG.	230.00	250.00	290.00	260.00	230.00	220.00
CORRIANDER SEED POWD.NATIONAL	PKT	78.00	78.00	88.00	77.00	88.00	104.00
CORRIANDER SEED (LOOSE)	KG.	250.00	255.00	290.00	275.00	200.00	230.00
TURMERIC POWD.NATIONAL 50GM	PKT.	35.00	35.00	35.00	35.00	35.00	39.00
CURRY POWD. NATIONAL 200 GM	PKT.	87.00	87.00	87.00	86.00	86.00	87.00
TOMATO KETCHUP AHMED/MITCHL	BOTTLE	101.67	100.00	80.00	70.00	100.00	105.00
PICKLES AHMED/MITCHELLES	BOTTLE	110.00	120.00	100.00	100.00	95.00	102.50
VINEGAR SYNTHETIC (SIRKA)	BOTTLE	78.33	60.00	75.00	40.00	47.50	86.25
GARLIC	KG	158.33	145.00	145.00	155.00	140.00	140.00
GINGER	KG	170.00	165.00	155.00	380.00	220.00	200.00
TAPAL DANEDAR TEA 200GM PACKET	PKT	129.47	129.47	126.32	136.84	126.32	136.84

Contd.

7.11 Intercity Consumer Prices April, 2015

Description	Unit	Peshawar	Mardan	Abbotta- bad	Bannu	D.I. Khan	Mingora
TEA LIPTON YELLOW LABEL 200GM.	PKT.	149.47	138.95	149.47	149.46	138.95	128.42
TEA LOOSE KENYA AV.QLTY 250GM.	PKT.	129.17	135.00	150.00	130.00	120.00	130.00
COFFEE-NESCAFE 75 GM. **	BOTTLE	300.00	300.00	330.00	280.00	320.00	330.00
COLD DRINK (STANDARD SIZ)	BOTTLE	25.00	25.00	21.25	25.00	25.00	25.00
FRUIT JUICE TETRA PACK	PKT.	15.00	15.00	17.50	17.50	20.00	27.50
MINERAL WATER NESTLE 1.5 LTR	BOTTLE	45.00	45.00	50.00	50.00	42.50	45.00
CIGARETTES K-2 10'S **	PKT	45.00	45.00	45.00	45.00	50.00	50.00
CIGARETTES CAPSTAN 10'S **	PKT	50.00	50.00	50.00	50.00	50.00	50.00
CIGARETTES GOLD LEAF 20'S	PKT	100.00	100.00	100.00	100.00	100.00	100.00
CIGARETTES MORVEN GOLD 20'S	PKT	50.00	50.00	50.00	50.00	50.00	50.00
BETEL LEAVES	50GM.	70.00	90.00	60.00	72.50	50.00	60.00
BETEL NUTS	KG.	391.67	425.00	270.00	290.00	280.00	400.00
LONG CLOTH 57" GUL AHMED/AL-KARAM	METER	300.00	300.00	200.00	170.00	220.00	185.00
SHIRTING AV.QLTY.	METER	283.33	325.00	160.00	140.00	150.00	175.00
PANT CLOTH W & WEAR AV.QLTY	METER	375.00	350.00	375.00	650.00	265.00	650.00
LAWN PRINTED GUL AHMED/AL-KARAM	METER	360.00	360.00	300.00	182.50	260.00	185.00
GEORGETTE AV.QLTY	METER	110.00	110.00	80.00	97.50	90.00	115.00
LINEN AV.QLTY ***	METER	155.00	165.00	125.00	141.25	80.00	145.00
HEAVY WT SUITING LAWERNCPUR AVG QLTY	METER	2250.00	2250.00	1200.00	850.00	750.00	1537.50
HEAVY WT SUITING LAWERNCPUR SUP QLTY	METER	2500.00	2500.00	2500.00	950.00	1200.00	1850.00
TROPICAL SUITING LAW.PUR	METER	1400.00	1400.00	1100.00	680.00	750.00	1300.00
PANT BOY 24"/26" LENGTH.	EACH	500.00	550.00	625.00	675.00	450.00	375.00
SHIRT BOY 24"/26" LENGTH	EACH	341.67	335.00	625.00	322.50	240.00	325.00
SCHOOL UNI. PANT,SHIRT BOYS	SUIT	766.67	750.00	630.00	727.50	475.00	650.00
SCHOOL UNI. KAMEEZ,SHAL.BOYS	SUIT	716.67	525.00	800.00	650.00	450.00	450.00
SCHOOL UNI. KAMEEZ,SHAL.GIRL	SUIT	816.67	850.00	670.00	650.00	500.00	650.00
FROCK W/WEAR GIRLS	EACH	1066.67	1050.00	1050.00	762.50	650.00	550.00
AWAMI-SUIT W & W(BOY) 24"/26	SUIT	993.33	950.00	1050.00	750.00	600.00	615.00
AWAMI-SUIT W&W (GENTS)AV.QLTY	SUIT	1650.00	1450.00	1900.00	1750.00	925.00	1250.00
PULLOVER GENTS OXFORD/BON.	EACH	3188.33	3187.50	2895.00	2800.00	2400.00	2950.00
PULLOVER LADIES OXFORD/BON.	EACH	2883.33	2800.00	2895.00	2800.00	2400.00	2875.00
PULLOVER (GENTS) OTHERS A.QTY	EACH	1116.67	1100.00	1955.00	1362.50	825.00	1925.00
SECOND-HAND COAT FOR MEN	EACH	633.33	525.00	525.00	325.00	200.00	650.00
SECONDHAND SWEETER FOR MEN DUP QLTY	EACH	850.00	850.00	375.00	225.00	150.00	450.00
SECONDHAND WINTER JACKET	EACH	791.67	950.00	525.00	250.00	200.00	925.00
UNDERWEAR AV.QLTY MEDIUM SIZE	EACH	115.00	90.00	150.00	87.50	70.00	130.00
VEST FOR MEN AV.QLTY.	EACH	135.00	110.00	150.00	82.50	70.00	90.00
VEST/SHAMEEZ (WOMEN) AVG. QLTY	EACH	165.00	130.00	200.00	132.50	110.00	65.00
SOCKS NYLON (PAKISTANI)	PAIR	97.50	85.00	77.50	62.50	50.00	53.75
BRASSIER AV.QLTY.	EACH	121.67	110.00	85.00	150.00	85.00	105.00
BRASSIER SUP QLTY	EACH	236.67	190.00	190.00	220.00	110.00	147.50
DOPATTA GEORGETTE AV.QLTY.	EACH	264.17	260.00	387.50	240.00	250.00	350.00
DOPATTA COTTON AV GLTY	EACH	225.00	235.00	250.00	265.00	230.00	255.00
CHADDAR (W/WEAR) (2x2.5 MTR)	EACH	1016.67	950.00	487.50	450.00	337.50	800.00
LUNGI/DHOTI(COTTON) AVG. QLTY	EACH	275.00	300.00	350.00	400.00	230.00	210.00
HANDKERCHIEF AVG. QLTY PAK	EACH	27.50	27.50	30.00	20.00	30.00	25.00
HANDKERCHIEF SUP. QLTY PAK	EACH	51.67	45.00	45.00	37.50	40.00	35.00
GLOVES AV QLTY	PAIR	110.00	110.00	80.00	52.50	60.00	55.00
AZARBAND COTTON AVG. QLTY	EACH	26.67	25.00	12.50	15.00	11.00	10.00
SEWING THREAD/REEL(ASLI PARI)	EACH	8.50	8.50	6.00	5.00	5.00	5.00
WASHING CHARGES PAINT & SHIRT	SUIT	200.00	110.00	50.00	70.00	80.00	100.00
DRY CLEANING SUIT COAT PANT	SUIT	391.67	325.00	350.00	250.00	180.00	450.00
WASHING CH. (KAMIZ-SHALWAR)	PAIR	76.67	65.00	50.00	60.00	35.00	60.00
TAILORING SHIRT	EACH	483.33	425.00	300.00	300.00	265.00	500.00
TAILORING CHARGES PANT (MEN)	EACH	1250.00	775.00	700.00	900.00	550.00	950.00
TAILORING COAT-PANT SUIT	SUIT	5200.00	4350.00	4200.00	2750.00	2500.00	4400.00
TAILORING AWAMI-SUIT (MALE)	SUIT	608.33	575.00	562.50	500.00	475.00	550.00
TAILORING SUIT FEMALE	SUIT	533.33	475.00	300.00	450.00	375.00	650.00
GENTS SHOES PAUL BATA	PAIR	1199.00	1199.00	1199.00	1199.00	1199.00	1199.00
GENTS SANDAL BATA	PAIR	699.00	699.00	699.00	699.00	699.00	699.00
GENTS SPOUNG CHAPPAL BATA	PAIR	179.00	179.00	179.00	179.00	179.00	179.00

Contd.

7.11 Intercity Consumer Prices April, 2015

Description	Unit	Peshawar	Mardan	Abbotta- bad	Bannu	D.I. Khan	Mingora
LADIES SANDAL BATA	PAIR	499.00	499.00	499.00	499.00	499.00	499.00
LADIES SPOUNG CHAPPAL BATA	PAIR	179.00	179.00	179.00	179.00	179.00	179.00
CHILD SHOE POWER LITE BATA	PAIR	599.00	599.00	599.00	599.00	599.00	599.00
GENTS SHOE, ART 1109 SERVICE	PAIR	999.00	999.00	999.00	999.00	999.00	999.00
NYLON JOGGER 27 SIZE 2-5 ***	PAIR	1299.00	1299.00	1299.00	1299.00	1299.00	1299.00
CHINA FOOT WEAR AV. QLTY (MALE) *	PAIR	937.50	950.00	900.00	875.00	750.00	1350.00
CHINA FOOT WEAR AV. QLTY (FEMALE) *	PAIR	825.00	875.00	837.50	725.00	475.00	512.50
CHINA FOOT WEAR AV. QLTY (CHILDREN) *	PAIR	508.33	525.00	500.00	475.00	325.00	475.00
SHOE REPAIR HALF SOLE	PAIR	131.67	110.00	100.00	80.00	95.00	156.25
SHOES POLISH CHARGES AVERAGE SHOP	PAIR	20.00	20.00	20.00	17.50	10.00	20.00
HOUSE RENT (combined)	MONTH	7452.00	3150.00	8508.00	3573.00	4672.00	3409.00
rent 2	pm	7452.00	3150.00	8508.00	3573.00	4672.00	3409.00
RENT3	PM	7452.00	3150.00	8508.00	3573.00	4672.00	3409.00
RENT4	PM	7452.00	3150.00	8508.00	3573.00	4672.00	3409.00
RENT5	PM	7452.00	3150.00	8508.00	3573.00	4672.00	3409.00
RENT6	PM	7452.00	3150.00	8508.00	3573.00	4672.00	3409.00
SYNTHETIC ENEMAL ROBIALAC BALTI 3.64 LTR.	EACH	1841.67	1850.00	1950.00	1775.00	1922.50	2170.00
SYNTHETIC ENEMAL ICI BALTI 3.64 LTR.	EACH	1880.00	1900.00	1950.00	1825.00	1989.00	2140.00
CEMENT (LOCAL) SPECIFY BRAND NAME	BAG	496.67	490.00	510.00	505.00	500.00	490.00
BRICKS (NEW) IST CLASS	P/1000	7750.00	6800.00	7800.00	6300.00	6200.00	9600.00
CEMENT BLOCKS (6"x8"x12")	P/100	0.00	0.00	0.00	0.00	0.00	3025.00
BAJREE	100CFT	3200.00	3000.00	2933.33	1800.00	3000.00	2450.00
SAND (BLACK PIT SAND)	K100CFT	1800.00	1450.00	2550.00	1400.00	1500.00	2550.00
TIMBER SHESHAM LOG IST QUALITY	cubmt.	42378.00	42378.00	0.00	35000.00	32700.00	0.00
IRON BAR (M.S. BAR) 1/2"	P/TON	73833.33	72500.00	73000.00	81000.00	74500.00	73000.00
CARPANTER WAGE RATE	P/DAY	741.67	750.00	800.00	850.00	950.00	950.00
MASON (RAJ) WAGE RATE	P/DAY	900.00	800.00	800.00	1200.00	950.00	1000.00
UNSKILLED LABOUR WAGE RATE	P/DAY	483.33	450.00	400.00	475.00	500.00	500.00
PLUMBER WAGE RSTE	P/DAY	900.00	900.00	0.00	850.00	900.00	900.00
ELECTICIAN WAGE RATE PER DAY **	P/DAY	933.33	900.00	0.00	700.00	900.00	900.00
ELECTICIAN WAGE RATE PER POINT **	P/PNT	100.00	100.00	122.50	90.00	70.00	155.00
WATER CHARGES PER HOUSE	P/MONTH	150.00	120.00	175.00	200.00	100.00	130.00
ELECT.CHARGES UPTO 50 UNITS	P/UNIT	2.00	2.00	2.00	2.00	2.00	2.00
ELECT.CHARGES 01 - 100 UNIT	P/UNIT	5.79	5.79	5.79	5.79	5.79	5.79
ELECT.CHARGES 101 - 300 UNIT	P/UNIT	9.90	9.90	9.90	9.90	9.90	9.90
ELECT.CHARGES 301 - 1000 UNIT	P/UNIT	15.63	15.63	15.63	15.63	15.63	15.63
ELECT.CHARGES ABOVE 1000 UNIT	P/UNIT	17.71	17.71	17.71	17.71	17.71	17.71
ELEC	PM	10.21	10.21	10.21	10.08	10.21	10.21
GAS CHRg upto 3.3719 MMBTU	MMBTU	124.18	124.18	124.18	124.18	0.00	124.18
GAS CHRg 3.3719 - 6.7438 MMBTU	MMBTU	248.37	248.37	248.37	248.37	0.00	248.37
GAS CHRg 6.7438 - 10.1157 MMBTU	MMBTU	248.37	248.37	248.37	248.37	0.00	248.37
GAS CHRg10.1157 - 13.4876 MMBTU	MMBTU	620.91	620.91	620.91	620.91	0.00	620.91
GAS	PM	620.91	620.91	620.91	620.91	0.00	620.91
GAS	PM	372.55	372.55	372.55	372.55	0.00	372.55
KEROSENE OIL	LTR	90.00	100.00	95.00	90.00	80.00	85.00
FIREWOOD WHOLE	40 KG.	675.00	525.00	400.00	490.00	350.00	550.00
CHAIR SHESHAM WOOD WITH ARMS **	EACH	1833.33	1800.00	1600.00	1050.00	2550.00	1450.00
CHAIR PLASTIC (CHAIRMAN) AVERAGE QUALITY	EACH	1133.33	1150.00	915.00	667.50	800.00	500.00
TABLE SHESHAM WOOD (4X2X5") ***	EACH	6166.67	6000.00	6000.00	6000.00	4500.00	5000.00
SOFASET WOODEN WITH FOAM SEAT **	SET	24083.33	19000.00	16500.00	14750.00	18000.00	17250.00
COT IRON (WITH NIWAR)AV.QLTY.	EACH	2100.00	2100.00	2200.00	1737.50	2300.00	1750.00
ALMIRAH (STEEL) 6'X3' 20 GUAGE	EACH	9250.00	8500.00	14500.00	9575.00	9300.00	9375.00
DINNING TABLE 6 CHAIRS A.QLTY	SET	28500.00	27500.00	17000.00	11500.00	17000.00	18500.00
SINGLE BED WITHOUT FOAM MED.	EACH	6666.67	6250.00	3750.00	3500.00	5700.00	4750.00
MATRESS SINGLE(4"THICK)	EACH	4796.67	4750.00	4800.00	4200.00	3350.00	3800.00
FARSHI DARI 12'X9' AV.QLTY	EACH	1416.67	1150.00	1400.00	1450.00	1100.00	1450.00
DARI COTTON (6'x2 1/2') AV.QL.	EACH	350.00	375.00	300.00	450.00	400.00	1175.00
CARPET PLAIN AV. QLTY	SQFT.	38.83	41.50	47.50	44.50	35.00	45.00
QUILT (LIHAF) 3 KG. COTTON	EACH	1075.00	1125.00	850.00	900.00	600.00	650.00
BLANKET (90" x 54")	EACH	2483.33	2500.00	3000.00	2800.00	2900.00	4650.00
BEDSHEET SINGLE BED SUP.QLTY	EACH	866.67	825.00	575.00	475.00	500.00	650.00

Contd.

7.11 Intercity Consumer Prices April, 2015

Description	Unit	Peshawar	Mardan	Abbotta- bad	Bannu	D.I. Khan	Mingora
BED SHEET DOUBLE WITH TWO PILLOW COVERS SUP QLTY	SET	1633.33	1650.00	2200.00	1300.00	1075.00	1250.00
TOWEL(3'x2') AV. QALTY	EACH	300.00	225.00	475.00	260.00	275.00	250.00
CEILING FAN 48" SUPER QLTY **	EACH	3041.67	3000.00	2895.00	3500.00	3250.00	2975.00
PEDESTAL FAN 22" SUPER QLTY	EACH	4700.00	4350.00	4390.00	4400.00	4730.00	3550.00
REFG. DAWLENCE 10 CFT. D.DOOR	EACH	30000.00	30000.00	30400.00	30000.00	33500.00	29750.00
D-FREEZER WAVES 8 CFT.	EACH	30500.00	30500.00	28900.00	30500.00	29000.00	32250.00
AIRCONDITIONER 1.5 TON PEL	EACH	40000.00	41000.00	40000.00	45000.00	44000.00	44000.00
SPLIT AIR CONDITIONER 1.5 TON (SPECIFY BRAND NAME)	EACH	44083.33	43500.00	44000.00	45000.00	43000.00	44000.00
AIRCOOLER SUPER ASIA	EACH	14500.00	14500.00	10500.00	10500.00	14900.00	9750.00
WASHING MACHINE SINGER	EACH	15500.00	15600.00	15600.00	14700.00	14700.00	14700.00
SEWING MACHINE(SINGER)	EACH	6130.00	6500.00	5860.00	5910.00	5210.00	6095.00
GIZER LARGE SIZE 30 GALLON CAPACITY SUP QLTY	EACH	22900.00	22600.00	20500.00	15200.00	18500.00	15000.00
GAS BURNER DOUBLE SPFY.BRAND	EACH	3406.67	2500.00	1725.00	2500.00	1800.00	1500.00
ELECT. IRON PHILIPS MDL.1120	EACH	2733.33	1600.00	1650.00	1500.00	1000.00	1500.00
ELECTRIC JUICER FOR APPLE	EACH	4666.67	4500.00	4000.00	4700.00	3625.00	1700.00
S.STEEL DEGHCHI MEDIUM SIZE ***	EACH	788.33	650.00	525.00	560.00	500.00	575.00
ALUMINIUM COOKING PAN (DEGCHI) MED SIZE	EACH	675.00	650.00	350.00	585.00	425.00	725.00
NON STICK COOKING PAN (DEGCHI) SUP. QLTY	EACH	1016.67	625.00	600.00	562.50	525.00	725.00
FRYING PAN STEEL AVG. QLTY MED. SIZE	EACH	441.67	375.00	325.00	470.00	352.50	275.00
TAWA IORN (MEDIUM SIZE) AVG. QLTY	EACH	383.33	425.00	400.00	590.00	355.00	325.00
S.STEEL PLATE A.QLTY.(M.SIZE)	EACH	71.67	67.50	75.00	65.00	55.00	62.50
TABLE SPOON S.STEEL SUP.QLTY.	DOZEN	483.33	425.00	300.00	470.00	265.00	550.00
WATER SET JUG+6 GLASSES (OMROC)	SET	466.67	450.00	450.00	475.00	500.00	450.00
TEA SET PAK. CHINAWARE 21 PCS.	SET	2466.67	2200.00	2100.00	1375.00	1550.00	2650.00
DINNER SET PLASTIC 72 PIECES SUPERIOR QLTY	SET	8666.67	8000.00	5250.00	3950.00	3250.00	3750.00
HOTPOT SET PLASTIC 3 PCS.	SET	1216.67	1175.00	1500.00	1525.00	1025.00	1775.00
BUCKET(BALTI) PLASTIC MED.SIZ	EACH	375.00	400.00	375.00	425.00	290.00	350.00
LOTA PLASTIC (MED SIZE) AVERAGE QUALITY	EACH	53.33	47.50	48.75	40.00	35.00	55.00
PRESURE COOKER 4 LTR.	EACH	1300.00	1150.00	933.33	1400.00	1100.00	1200.00
WATER COOLER 9/10 LTR.PLASTIC ***	EACH	516.67	500.00	575.00	450.00	600.00	475.00
THERMOS STARVAC 1 LTR	EACH	500.00	425.00	550.00	450.00	500.00	675.00
BULB PHILIPS 100-WATTS	EACH	40.00	40.00	30.00	30.00	25.00	37.50
TUBE LIGHT PHILIPS 40 WATTS	EACH	100.00	100.00	110.00	95.00	95.00	150.00
ELECTRIC BLUBS "0" WATTE LOCAL	EACH	21.67	25.00	20.00	20.00	20.00	25.00
ELECTRIC BLUB ENERGY SAVER 14 WATTS	EACH	170.00	170.00	160.00	160.00	150.00	175.00
WASHING SOAP 250 GMS SPECIFY BRAND NAME	EACH	40.00	40.00	40.00	37.00	30.00	33.75
SURF EXCEL 400 GMS POLY BAG	EACH	125.00	125.00	125.00	125.00	125.00	125.00
WASHING POWDER 1000 GRM	EACH	185.00	185.00	185.00	175.00	185.00	185.00
WASHING POWDER (WHEEL/ BONUS) 100 GRAMS	EACH	95.00	95.00	95.00	95.00	92.50	85.00
CLEANSER POWDER VIM 1000 GM	PKT.	72.22	72.22	72.22	72.22	72.22	66.67
FINIS 500 ML	BOTTLE	170.00	170.00	180.00	130.00	110.00	110.00
PHNYLE TYPHONE/FINIS/CARRANITE 3 LITRES	BOTTLE	150.00	150.00	125.00	130.00	130.00	130.00
HARPIC	BOTTLE	135.00	135.00	127.50	140.00	130.00	125.00
BOOT POLISH CHERRY/KIWI 50ML	EACH	100.00	100.00	100.00	100.00	100.00	100.00
ROBIN BLUE (35 GRAMS)	PKT.	46.67	45.00	30.00	40.00	28.00	30.00
TISSU PAPER PERFUMED 100 PCS.	PKT	113.33	120.00	110.00	90.00	100.00	90.00
TOILET PAPER ROLL (R.PETEL)	PI/ROLL	38.00	38.00	35.00	35.00	35.00	27.50
BOOT POLISH LIQUID CHEERY BLOSSOM KIWI 75 ML.	BOTTLE	135.00	135.00	130.00	120.00	135.00	120.00
MATCH BOX SMALL	EACH	2.00	2.00	1.25	2.00	1.00	1.00
DRY CELL 1.5 VOLT(LOCAL)	EACH	25.00	25.00	20.00	23.50	20.00	20.00
HAND STITCHING NEEDLE M.SIZE	PACKET	5.83	6.00	9.00	6.00	6.00	5.00
SEWING MACHINE NEEDLE (SINGER)	EACH	5.83	6.00	7.50	5.00	5.00	5.00
HOUSEHOLD SERVANT FEMALE P/T	P/MNTH	1516.67	1200.00	2500.00	1500.00	2750.00	2750.00
MARRIAGE HALL WITH FURNITURE	P/HEAD	233.33	250.00	105.00	85.00	100.00	60.00
SEPTRAN TABLETS	10TAB.	15.00	15.00	15.00	15.00	16.00	15.00
BRUFEN TABS 200-MG.	10TAB.	10.00	10.00	10.00	10.00	10.00	10.00
PANADOL TAB. EXTRA/PLAIN	10TAB.	10.00	10.00	10.00	10.00	10.00	10.00
DISPRIN TAB.	10TAB.	10.00	10.00	10.00	10.00	10.00	10.00
TRISIL TAB.	10 TAB	10.00	10.00	10.00	10.00	10.00	10.00
FLAGYL TAB. 200 MG.	10TAB.	10.00	10.00	10.00	10.00	10.00	10.00
VENTOLIN TAB. 2MG.	10TAB.	9.00	9.00	9.00	9.00	9.00	9.00

Contd.

7.11 Intercity Consumer Prices April, 2015

Description	Unit	Peshawar	Mardan	Abbotta- bad	Bannu	D.I. Khan	Mingora
DAONIL TAB. 5 MG.	10TAB.	17.00	17.00	17.00	17.00	17.00	17.00
ENTOX TAB.	10TAB.	10.00	10.00	10.00	10.00	10.00	10.00
RENITEC TAB. 5 MG.	10TAB.	59.00	59.00	59.00	59.00	59.00	59.00
CAC. 1000 TAB	BOTTLE	122.00	122.00	122.00	122.00	122.00	122.00
AMOXIL CAPSOLE 250 MG.S	10CAP.	36.00	36.00	36.00	36.00	36.00	36.00
CALCIUM SYRUP SANDOZ	BOTTLE	64.00	64.00	64.00	64.00	64.00	64.00
LEDERPLEX SYRUP	BOTTLE	35.00	35.00	35.00	35.00	35.00	35.00
SANCOS SYRUP (50 ML.)	BOTTLE	30.00	30.00	30.00	30.00	30.00	30.00
PHENERGAN SYRUP 120 ML.	BOTTLE	33.00	33.00	33.00	33.00	33.00	33.00
CALPOL SYRUP 60 ML.	BOTTLE	28.00	28.00	28.00	28.00	28.00	28.00
HYDRYLLIN SYRUP 120 ML.	BOTTLE	65.00	65.00	65.00	65.00	65.00	65.00
POLYFAX EYE OINTMENT	TUBE	21.00	21.00	21.00	21.00	21.00	21.00
BETNESOL EYE DROPS	BOTTLE	33.89	33.89	33.89	33.89	33.89	33.89
EAR DROPS (CARDISPORINE) ***	BOTTLE	21.00	21.00	21.00	21.00	21.00	21.00
BETNOVATE-N OINTMENT 5 GMS	TUBE	16.00	16.00	16.00	16.00	16.00	16.00
BURNOL CREAM 30 GRM	TUBE	16.00	16.00	16.00	16.00	16.00	16.00
VICKS VAPORUB/BALM	BOTTLE	36.00	36.00	36.00	36.00	36.00	36.00
GLYCRINE SMALL BOTTLE	BOTTLE	20.00	20.00	35.00	25.00	15.00	25.00
JOUHAR JOSHANDA	PKT.	8.00	8.00	6.00	6.00	7.00	8.00
GALXOS-D (450 GRMS)	PKT.	157.50	157.50	151.88	157.50	151.88	151.88
GRIPE-WATER WOODWARDS	BOTTLE	50.00	50.00	50.00	50.00	50.00	50.00
SANIPLAST ONE PUTTY	EACH	2.00	2.00	2.00	2.00	2.00	1.50
O.R.S. (NIMCOL)	PKT.	16.33	15.00	15.00	15.00	15.00	15.00
DETTOL (MEDIUM)	BOTTLE	46.80	46.80	46.80	46.80	46.80	46.80
COTTON BANDAGE 2" - 4"	EACH	9.00	9.00	10.50	10.00	5.50	6.00
THERMOMETER CHINA	EACH	41.50	42.00	47.50	40.00	45.00	40.00
DOCTOR (MBBS) CLINIC FEE	P/PAT.	220.83	225.00	150.00	150.00	200.00	250.00
URINE TEST (DR) CHARGES	P/TEST	100.00	100.00	60.00	100.00	120.00	100.00
BLOOD TEST (CP) CHARGES	P/TEST	200.00	200.00	100.00	175.00	130.00	250.00
SUGAR TEST (RANDOM/FASTING BOTH) CHARGES	P/TEST	200.00	200.00	140.00	90.00	140.00	100.00
ECG CHARGES	P/TEST	200.00	200.00	200.00	243.75	300.00	150.00
X-RAY (CHEST) CHARGES	P/X-RAY	216.67	180.00	200.00	200.00	300.00	180.00
CAR SUZUKI 800 CC (W/O. A/C)	EACH	708800.00	708800.00	645000.00	0.00	642000.00	0.00
CAR SUZUKI 1000 CC	EACH	1083000.00	1085800.00	1105000.00	0.00	1052000.00	0.00
CAR TOYOTA 1300 CC	EACH	1648000.00	1648000.00	1590000.00	0.00	1700500.00	0.00
CAR HONDA CIVIC	EACH	2475000.00	2475000.00	2180000.00	0.00	0.00	0.00
MOTORCYCLE HONDA CD-70.	EACH	69900.00	69900.00	69900.00	69000.00	70000.00	70000.00
MOTORCYCLE YAMAHA 100CC.	EACH	80000.00	80000.00	79300.00	84000.00	79300.00	0.00
MOTOR CYCLE HERO 70 CC	EACH	44000.00	43000.00	46000.00	43000.00	45000.00	45000.00
BICYCLE WITH TYRES & TUBES	EACH	8333.33	7700.00	9800.00	8900.00	6825.00	6300.00
TYRE CAR WITH TUBE GENERAL	EACH	3750.00	3550.00	3350.00	4800.00	3500.00	3125.00
TYRE MOTOR CYCLE WITHOUT TUBE	EACH	1300.00	1275.00	1500.00	1325.00	1050.00	1237.50
TYRE CYCLE SPECIFY BRAND NAME	EACH	385.00	375.00	450.00	545.00	325.00	475.00
TYRE CAR W/O TUBE	EACH	3380.00	3250.00	3300.00	4400.00	3600.00	2950.00
PETROL SUPER	LITRE	74.29	74.29	74.29	74.29	74.29	74.29
HIGH SPEED DIESEL HSD	LITRE	83.61	83.61	83.61	83.61	83.61	83.61
CNG	K.G.	76.35	0.00	0.00	0.00	0.00	76.35
GAS CYLINDER STAND. SIZE	EACH	1210.00	1100.00	1150.00	1020.00	1200.00	1050.00
MOTOR CYCLE SERVICE CHARGES	EACH	296.67	280.00	350.00	325.00	275.00	275.00
CAR SERVICE CHARGES	EACH	300.00	300.00	400.00	0.00	400.00	282.50
TYRE PUNCTURE CHARGES	EACH	55.83	50.00	75.00	70.00	50.00	55.00
CYCLE OVERHAULING CHARGES	EACH	350.00	350.00	275.00	550.00	300.00	250.00
CAR TAX FOR 800CC TO 1300CC	YEARLY	1075.00	1075.00	1075.00	1075.00	1075.00	1075.00
TRAIN FARE ECO. 1-100 KM.	P/KM.	0.68	0.00	0.68	0.68	0.00	0.00
TRAIN FARE ECO. 101-500 KM.	P/KM.	0.98	0.00	0.98	0.98	0.00	0.00
TRAIN FARE ECO. > 500 KM.	P/KM.	0.89	0.00	0.89	0.89	0.00	0.00
TRAIN FARE IST SLP. 1-100KM	P/KM.	2.10	0.00	2.10	2.10	0.00	0.00
TRAIN FARE IST SLP.101-500 KM	P/KM.	2.59	0.00	2.59	2.59	0.00	0.00
TRAIN FARE IST SLP. > 500 KM	P/KM.	1.99	0.00	1.99	1.99	0.00	0.00
TRAIN FARE A/C SLP. 1-100KM.	P/KM.	5.76	0.00	5.76	5.76	0.00	0.00
TRAIN FARE A/C SLP.101-500KM	P/KM.	4.59	0.00	4.59	4.59	0.00	0.00

Contd.

7.11 Intercity Consumer Prices April, 2015

Description	Unit	Peshawar	Mardan	Abbotta- bad	Bannu	D.I. Khan	Mingora
TRAIN FARE A/C SLP > 500KM.	P/KM	4.16	0.00	4.16	4.16	0.00	0.00
PLATEFORM TICKET	EACH	10.00	0.00	10.00	10.00	0.00	0.00
AUTO RICKSHAW FARES	KM/MIN	55.00	60.00	50.00	30.00	50.00	50.00
FULL TONGA CHARGES	KM/MIN	60.00	60.00	60.00	40.00	0.00	0.00
TAXI 4 SEATER FARE	KM/MIN	100.00	100.00	65.00	40.00	150.00	75.00
BUS FARE MIN (WITHIN CITY)	TICKET	10.00	10.00	10.00	10.00	0.00	0.00
BUS FARE MAX (WITHIN CIT	TICKET	20.00	19.00	10.00	20.00	0.00	0.00
BUS FARE OUTSIDE CITY	P/KM.	0.80	0.80	0.80	0.80	0.80	0.80
A/C BUS FARE OUTSIDE CITY	P/KM.	0.90	0.90	0.90	0.90	0.90	0.90
MINIBUS FARE MIN.WITH IN CITY	TICKET	10.00	0.00	0.00	0.00	0.00	0.00
MINIBUS FARE MAX.WITH IN CITY	TICKET	20.00	0.00	0.00	0.00	0.00	0.00
SUZUKI FARE MIN.WITH IN CITY	TICKET	10.00	10.00	10.00	0.00	10.00	10.00
SUZUKI FARE MAXIMUM W.IN CITY	TICKET	20.00	15.00	13.00	0.00	15.00	15.00
AIR FARE ECONOMY CLASS.	P/KM.	19.26	0.00	0.00	0.00	0.00	0.00
POSTAL ENVELOPE DOMESTIC	EACH	8.00	8.00	8.00	8.00	8.00	8.00
ENVELOPE FOR SAUDI ARABIA	EACH	50.00	50.00	50.00	50.00	50.00	50.00
POSTAL REGISTRATION CHARGES	EACH	28.00	28.00	28.00	28.00	28.00	28.00
U.M.S. REG CHARGES MIN.	EACH	58.00	58.00	59.00	59.00	58.00	59.00
T.C.S. CH. MIN.WITH IN ZONE	EACH	150.00	150.00	150.00	110.00	110.00	95.00
TELEPHONE CHARGES LOCAL CALL	P/CALL	3.94	3.94	3.94	3.94	3.94	3.94
TEL CHARGES OUT SIDE CITY	P/CALL	3.94	3.94	3.94	3.94	3.94	3.94
INTERNET CHARGES	P/HOUR	30.00	30.00	30.00	25.00	42.50	30.00
MOBILE CELL CHARGES	P/UNIT	2.88	2.88	4.00	2.88	2.50	2.50
FAX CHARGES (LOCAL)	P/PAGE	20.00	20.00	17.50	15.00	15.00	10.00
TELEPHONE SET AV. QLTY	EACH	1200.00	1250.00	1400.00	1012.50	1300.00	1075.00
MOBILE SET NOKIA/SONY/ERICSON/SAMSUNG WITHOUT CAMERA	EACH	2775.00	2850.00	3550.00	2600.00	2250.00	2487.50
T.V. 20" COLORED WEGA H-A21.	EACH	18600.00	19000.00	20000.00	22000.00	20000.00	24750.00
T.V 20" COLOR CHINA/KORIA)	EACH	8083.33	9000.00	10500.00	9000.00	9550.00	8125.00
V.C.P. PANASONIC/LG/NAT	EACH	3916.67	0.00	6500.00	6500.00	5000.00	0.00
DVD/VCD PLAYER PANASONIC/LG	EACH	3066.67	4000.00	4600.00	2500.00	5500.00	3000.00
RADIO WITH C.PLAYER NATIONAL	EACH	2616.67	2600.00	2800.00	2175.00	1900.00	1450.00
PERSONNEL COMPUTER (BRANDED)	EACH	50000.00	48800.00	35000.00	52000.00	41500.00	33500.00
VID. CASSETTE BLK. TDK/SONY	EACH	100.00	100.00	150.00	110.00	100.00	125.00
COM. C.D. (TDK/IMATION)	EACH	40.00	40.00	50.00	65.00	50.00	50.00
TAPE RECORDER CASSETTE BLANK	EACH	33.33	30.00	60.00	25.00	42.50	70.00
VIDEO GAME SEGA 16 BYTE	EACH	1250.00	1250.00	1800.00	1450.00	1475.00	0.00
CINEMA A/C. HIGH CLASS	TICKET	70.00	30.00	0.00	0.00	0.00	0.00
CINEMA NON-A/C HIGH CLASS	TICKET	70.00	30.00	30.00	40.00	50.00	100.00
CABLE CHARGES	PER MONT	200.00	300.00	250.00	300.00	300.00	200.00
TV.LICENCE FEE DOMESTIC	YEARLY	420.00	420.00	420.00	420.00	420.00	420.00
ENGLISH BOOK CLASS V1	EACH	78.00	78.00	78.00	78.00	78.00	78.00
ENGLISH BOOK CLASS IX OR X	EACH	76.00	76.00	76.00	76.00	76.00	76.00
ENG. BOOK IST.YR COMPLETE SET	EACH	80.00	80.00	80.00	80.00	80.00	80.00
ENGLISH BOOK BA/B.SC	EACH	120.00	120.00	120.00	120.00	120.00	120.00
URDU BOOK CLASS V (T.B.BORD)	EACH	76.00	76.00	76.00	76.00	76.00	76.00
URDU BOOK CLASS IX/X(T.B.B)	EACH	65.50	65.50	65.50	65.50	65.50	65.50
URDU BOOK IST.YEAR/INTER	EACH	76.00	76.00	76.00	76.00	76.00	76.00
URDU BOOK BA/B.SC	EACH	170.00	160.00	160.00	160.00	160.00	160.00
MATHS BOOK CALSS V (T.B.B)	EACH	77.00	77.00	77.00	77.00	77.00	77.00
MATHS BOOK CLASS IX OR X	EACH	133.00	133.00	133.00	133.00	133.00	133.00
MATHS BOOK IST.YEAR (T.B.B)	EACH	160.00	160.00	160.00	160.00	160.00	160.00
PAKISTAN STUDIES BOOK BA/B.SC	EACH	120.00	120.00	120.00	120.00	120.00	120.00
DAILY "DAWN"	P/COPY	19.00	19.00	19.00	19.00	19.00	19.00
DAILY "JANG"	P/COPY	12.00	12.00	12.00	12.00	12.00	12.00
DAILY "NAWA-E-WAQT"	P/COPY	12.00	12.00	12.00	12.00	12.00	12.00
WEEKLY "AKHBAR-E-JAHAN"	P/COPY	55.00	55.00	55.00	55.00	55.00	55.00
WEEKLY "MAG"	P/COPY	45.00	45.00	45.00	45.00	45.00	45.00
MONTHLY "NAUNEHAL DIGEST"	P/COPY	35.00	35.00	35.00	35.00	35.00	35.00
PAPER FOOLSCAPE (27"x17")	QUIRE	20.00	20.00	37.50	32.50	47.50	25.00
EXERCISE.BOOK LINED 80/100 PGS	EACH	70.00	65.00	60.00	55.00	45.00	60.00
PENCILGOLDFISH/DEER	EACH	5.17	5.00	5.50	5.00	5.00	7.50

Contd.

7.11 Intercity Consumer Prices April, 2015

Description	Unit	Peshawar	Mardan	Abbotta- bad	Bannu	D.I. Khan	Mingora
PEN INK DOLLOR 57 ML BOTTLE	EACH	20.00	20.00	20.00	20.00	20.00	20.00
PHOTOSTATE PAPER 70 GM	PRT	323.33	330.00	320.00	282.50	350.00	350.00
BALL PEN (local)	EACH	5.50	6.00	7.00	6.50	5.00	5.00
FOUNTAIN PEN HERO/WINGS/CHINA	EACH	44.17	50.00	55.00	35.00	40.00	50.00
PRIVATE SCHOOL FEE ENGLISH MED. AVG.STAND.(CLASS I)	P/MONTH	1916.67	2000.00	1512.50	575.00	500.00	1000.00
PRIVATE SCHOOL FEE ENGLISH MED. AVG.STAND. (CLASS V)	P/MONTH	2016.67	2300.00	1797.50	700.00	800.00	1000.00
PRIVATE SCHOOL FEE ENGLISH MED. AVG.STAND. (CLASS VI)	P/MONTH	2033.33	2300.00	1847.50	775.00	1000.00	1250.00
PRIVATE SCHOOL FEE ENGLISH MED. AVG.STAND. (CLASS X)	P/MONTH	2125.00	2800.00	2287.50	900.00	1800.00	2000.00
PRIVATE MEDICLE COLLEGE FEE MBBS (1ST YEAR)	P/MONTH	50000.00	0.00	50000.00	0.00	0.00	0.00
PRIVATE ENGINEERING COLLEGE FEE (ISTR YEAR)	P/MONTH	15000.00	15000.00	0.00	0.00	0.00	0.00
GOVT. COLLEGE FEE 1ST. YEAR	MONTH	42.09	42.09	42.09	42.09	42.09	42.09
GOVT. COLLEGE FEE 4TH. YEAR	MONTH	54.90	54.79	50.00	50.00	39.59	39.59
GOVT. UNIVERSITY FEE MSC.	MONTH	1487.93	1487.93	539.58	620.00	540.00	540.00
GOVT. MED. COLLEGE FEE MBBS	MONTH	641.67	641.66	641.66	642.00	641.66	641.66
GOVT. ENGG. COLL. FEE 1 YEAR	MONTH	595.83	595.83	0.00	404.17	595.83	0.00
COACHING FEE FOR CLASS IX/X	P/MONTH	2500.00	2500.00	1200.00	700.00	1000.00	1750.00
COACHING CHARGES FOR CLASS 1ST YEAR/INTER (SCIENCE)	P/MONTH	3000.00	3000.00	1500.00	700.00	1100.00	2750.00
COACHING CHARGES FOR CLASS 1ST YEAR/INTER (COMMERCE)	P/MONTH	3000.00	3000.00	1000.00	750.00	1000.00	950.00
I.T. TUITION FEES	P/MONTH	5277.83	5000.00	4166.00	2500.00	2100.00	0.00
MBA TUITION FEES	P/MONTH	6369.50	6000.00	3000.00	3000.00	2100.00	0.00
BREAD TANDOORI ST. SIZE	EACH	10.00	10.00	10.00	10.00	6.00	10.00
COOKED MUTTON (AV. HOTEL)	PLATE	150.00	120.00	150.00	150.00	140.00	145.00
COOKED BEEF (AV. HOTEL)	PLATE	120.00	100.00	90.00	90.00	100.00	105.00
COOKED DAL (AV. HOTEL)	PLATE	60.00	60.00	57.50	47.50	70.00	50.00
CHICKEN BIRYANI FULL/DOUBLE	PLATE	133.33	120.00	140.00	120.00	145.00	190.00
TEA PREPARED (ORDINARY)	CUP	15.00	20.00	17.50	15.00	15.00	17.50
HAIRCUT CHARGES FOR MEN	P/CUT	141.67	120.00	85.00	65.00	55.00	75.00
BEAUTY PORL HAIR STYL CHARGE	P/STY.	250.00	225.00	400.00	155.00	140.00	450.00
SHAVING CHARGES	PER SHV	76.67	80.00	37.50	37.50	32.50	52.50
LIPSTICK S.MISS/MEDORA	EACH	110.00	120.00	100.00	100.00	100.00	90.00
NAIL POLISH S.MISS/MEDORA	EACH	100.00	100.00	105.00	100.00	100.00	85.00
PERFUME MED.SIZE MEDORA/BROACH	EACH	193.33	200.00	110.00	120.00	180.00	150.00
HAIR-OIL AMLA/CHAMBELI	BOTTLE	115.00	115.00	120.00	100.00	85.00	100.00
TOILET SOAP LUX 95 GRAMS	EACH	40.38	40.38	40.38	40.38	40.38	40.38
TOILET SOAP LIFEBOUY 140 GRM	EACH	36.00	36.00	36.00	36.00	36.00	36.00
TOILET SOAP SAFEGUARD BATH SIZE	EACH	48.00	48.00	48.00	48.00	48.00	48.00
TOOTHPASTE MACKLINES 70 GRM	EACH	50.00	50.00	50.00	50.00	50.00	50.00
TOOTHPAST MED SIZE CLGATE 70 GMS	EACH	60.67	60.67	60.67	60.67	60.67	60.67
TOOTHBRUSH SHEILD A/PLAUQUE	EACH	45.00	45.00	42.50	32.50	40.00	46.25
TOOTHPOWDER DENTONIC 90 GRM	EACH	25.00	25.00	25.00	25.00	25.00	25.00
HAIR-COLOUR BEGIN (6 GMS)	EACH	96.67	100.00	90.00	95.00	90.00	100.00
HAIR COLOUR (KALAKOLA)	BOTTLE	130.00	130.00	130.00	120.00	125.00	120.00
FACECREAM PONDS (MEDIUM)	EACH	110.00	110.00	110.00	120.00	110.00	120.00
TALC POWDER VICE ROAY,B.CAT	EACH	120.00	145.00	120.00	120.00	110.00	110.00
BLADE TREET ORDINARY 10'S	PKT.	30.83	35.00	30.00	30.00	30.00	30.00
BLADE 7-O-CLOCK STAIN. 5'S	PKT.	35.00	35.00	30.00	30.00	30.00	32.50
SHAMPOO SUNSILK/PAINTIN 100 ML	BOTTLE	100.00	100.00	100.00	100.00	110.00	110.00
BEAUTY CREAM (FAIR & LOVELY)	EACH	85.00	85.00	155.00	85.00	120.00	115.00
HAIR REMOVING CREAM (EU-CREAM)	TUBE	60.00	60.00	60.00	55.00	55.00	65.00
GEL MEDIUM SIZE	BOTTLE	120.00	120.00	120.00	65.00	85.00	120.00
DISPOSABLE RAZOR GILLET-II	EACH	45.00	45.00	35.00	35.00	40.00	45.00
SHAVING CREAM TOUCH-ME/ADM.	EACH	60.00	60.00	60.00	55.00	55.00	60.00
GOLD TEZABI 24 CT	10 GM.	41416.00	40583.00	40123.00	41350.00	40509.00	39500.00
SILVER TEZABI 24 CT	10 GM.	633.00	625.00	680.00	740.00	565.00	600.00
ARTIFICIAL JEWELLARY SET	SET	950.00	850.00	662.50	750.00	230.00	2125.00
WRIST WATCH GENTS CITIZEN (ORIGINAL) ***	EACH	4000.00	4000.00	2000.00	2500.00	2500.00	2500.00
WRIST WATCH LADIES CITIZEN (ORIGINAL) ***	EACH	4000.00	4000.00	1800.00	2500.00	2500.00	2500.00
WALL CLOCK QUARTZ AV.QLTY	EACH	1350.00	1350.00	525.00	425.00	255.00	650.00
SUITCASE REXIN (24"x16"x6")	EACH	783.33	900.00	1000.00	675.00	725.00	800.00
TRUNK MEDIUM SIZE ***	EACH	4250.00	3800.00	1150.00	1650.00	1300.00	2200.00
PURSE LADIES (LEATHER) AVERAGE QUALITY	EACH	1266.67	975.00	700.00	675.00	500.00	600.00

7.11 Intercity Consumer Prices April, 2015

Description	Unit	Quetta	Turbat	Gawadar	Loralai	Khuzdar	D.M. Jamali
WHEAT	10 KG.	385.00	480.00	480.00	360.00	450.00	300.00
WHEAT FLOUR FINE/SUPERIOR.	KG.	43.00	60.00	58.00	39.00	50.00	37.00
WHEAT FLOUR AVG. QLTY	KG.	41.00	52.00	52.00	37.00	48.00	34.00
WHEAT FLOUR BAG	10 KG.	410.00	500.00	520.00	370.00	480.00	385.00
MAIDA	KG.	60.00	78.00	80.00	60.00	52.00	45.00
SUJI	KG.	60.00	80.00	80.00	60.00	70.00	50.00
BESAN AV. QLTY.	KG.	95.00	110.00	120.00	100.00	110.00	90.00
RICE BASMATI SUP. QLTY.	KG.	150.00	170.00	170.00	136.00	105.00	120.00
RICE BASMATI 385/386	KG.	95.00	90.00	105.00	125.00	65.00	90.00
RICE BASMATI BROKEN AV.QLTY	KG.	80.00	67.50	70.00	80.00	50.00	45.00
RICE IRRI-6 (SINDH/PUNJAB)	KG.	46.00	55.00	56.00	50.00	45.00	37.50
VERMICELLI	KG.	75.00	80.00	70.00	70.00	70.00	70.00
BREAD PLAIN MEDIUM SIZE	EACH	40.00	30.00	30.00	35.00	40.00	30.00
RUSK (PAPAY)	KG.	135.00	160.00	160.00	160.00	150.00	120.00
BISCUITS-PACKED	PKT	35.00	35.00	35.00	35.00	35.00	35.00
BISCUIT-BAKERY (LOOSE)	250 GM	55.00	56.00	60.00	55.00	80.00	70.00
CORNFLAKS FAUJI 225 GM.	PKT	162.00	153.00	154.00	120.00	153.00	180.00
SAMOSAS (VEGATABLE)	EACH	12.00	7.00	6.00	15.00	6.00	10.00
PASTRY AV.QLTY.	EACH	22.50	20.00	20.00	22.50	15.00	20.00
PATTIES (VEGATABLES)	EACH	25.00	20.00	20.00	20.00	15.00	17.00
NIMCO	250 GM	45.00	70.00	70.00	75.00	80.00	65.00
CHIPS	250 GM	50.00	65.00	80.00	60.00	80.00	65.00
BEEF WITH BONE AV.QLTY.	KG	365.00	350.00	380.00	300.00	320.00	260.00
MUTTON AV.QLTY.	KG	600.00	650.00	650.00	560.00	520.00	540.00
CHICKEN FARM BROILER (LIVE)	KG	180.00	250.00	265.00	260.00	210.00	165.00
FISH-RAHU MEDIUM SIZE	KG	330.00	350.00	335.00	260.00	250.00	275.00
MILK FRESH (UNBOILED)	LTR.	85.00	110.00	110.00	85.00	80.00	80.00
CURD	KG.	100.00	120.00	120.00	90.00	90.00	120.00
MILK TETRA PACK 1/2 LTR.	PKT.	60.00	64.00	60.00	60.00	50.00	50.00
LACTOGEN 400 GRAMS	PKT.	425.00	425.00	425.00	435.00	395.00	435.00
POWDER MILK NIDO 400GM.	PKT	350.00	350.00	350.00	350.00	350.00	345.00
MILK POWDER LOOSE/PACKED	KG.	400.00	500.00	495.00	400.00	675.00	475.00
BUTTER LOCAL PACKED	50 GM.	24.00	30.00	30.00	0.00	30.00	30.00
EGGS FARM	DOZ	90.00	110.00	110.00	160.00	110.00	100.00
MUSTARD OIL AV.QLTY.	KG.	190.00	200.00	210.00	180.00	190.00	165.00
COOKING OIL (DALDA)	2.5LTR	490.00	505.00	505.00	485.00	485.00	490.00
COOKING OIL (PAKWAN) OTHER BRAND SPECIFY	2.5 LTR	450.00	510.00	530.00	500.00	485.00	460.00
VEGETABLE GHEE TIN	2.5KG.	480.00	510.00	510.00	400.00	495.00	485.00
VEGETABLE GHEE (LOOSE)	KG.	170.00	180.00	170.00	120.00	135.00	170.00
DATES AV.QLTY.	KG.	185.00	100.00	120.00	200.00	90.00	200.00
PISTACHIO AV.QLTY.	50 GM.	60.00	60.00	65.00	60.00	130.00	55.00
ALMONDS WHOLE AV.QLTY.	KG.	445.00	530.00	525.00	600.00	800.00	725.00
COCONUT DRY AV.QLTY.	KG.	240.00	200.00	200.00	220.00	400.00	270.00
RAISINS AV.QLTY.	50 GM.	22.50	20.00	20.00	14.00	60.00	27.50
GROUNDNUTS (WITH SHELL)	KG.	140.00	145.00	150.00	180.00	200.00	240.00
MALTA/MOSAMBI	DOZ	70.00	185.00	180.00	60.00	70.00	160.00
KINNU	DOZ	70.00	100.00	100.00	55.00	60.00	110.00
APPLE	KG	110.00	120.00	125.00	150.00	75.00	120.00
ALOO BUKHARA	KG	0.00	0.00	0.00	0.00	0.00	0.00
POMEGRANATE (ANNAR)	KG	0.00	0.00	0.00	0.00	0.00	0.00
GRAPES	KG	0.00	0.00	0.00	0.00	0.00	0.00
BANANAS	DOZ	65.00	80.00	80.00	100.00	50.00	55.00
MANGO KALMI	KG	0.00	0.00	0.00	0.00	0.00	0.00
GUAVA	KG	50.00	80.00	80.00	70.00	40.00	40.00
WATERMELON (TURBOOZ)	KG	25.00	35.00	30.00	35.00	35.00	30.00
MUSKMELON (KHARBOOZA)	KG	50.00	40.00	30.00	80.00	40.00	30.00
SWEETMELON (GARMA)	KG	0.00	0.00	0.00	0.00	0.00	0.00
PULSE MASOOR (WHOLE)	KG.	135.00	125.00	130.00	120.00	100.00	140.00
PULSE MASOOR (WASHED)	KG.	140.00	130.00	135.00	120.00	105.00	155.00
PULSE MOONG (WASHED)	KG.	180.00	140.00	140.00	160.00	140.00	180.00
PULSE MASH (WASHED)	KG.	200.00	150.00	152.50	180.00	135.00	145.00

Contd.

7.11 Intercity Consumer Prices April, 2015

Description	Unit	Quetta	Turbat	Gawadar	Loralai	Khuzdar	D.M. Jamali
PULSE GRAM	KG.	90.00	95.00	100.00	121.25	80.00	80.00
GRAM WHOLE BLACK AV.QLTY.	KG.	105.00	120.00	120.00	120.00	150.00	110.00
GRAM WHOLE YELLOW AV.QLTY	KG.	150.00	160.00	160.00	120.00	170.00	160.00
BEANS (LAL LOBIA)	KG.	140.00	90.00	90.00	120.00	140.00	125.00
POTATOES	KG	18.00	30.00	35.00	10.00	30.00	12.50
ONION	KG	35.00	45.00	45.00	80.00	20.00	30.00
TURNIP	KG	0.00	0.00	0.00	0.00	0.00	0.00
RADISH	KG	0.00	0.00	0.00	0.00	0.00	0.00
TOMATOES	KG	30.00	65.00	65.00	20.00	50.00	22.50
CABBAGE	KG	20.00	80.00	80.00	10.00	25.00	25.00
CAULIFLOWER	KG	35.00	90.00	95.00	50.00	25.00	12.50
BRINJAL	KG	0.00	0.00	0.00	0.00	0.00	0.00
PUMPKIN	KG	0.00	0.00	0.00	0.00	0.00	0.00
BOTTLEGOURD	KG	42.50	195.25	70.00	60.00	30.00	50.00
LADY FINGER	KG	0.00	0.00	0.00	0.00	0.00	0.00
PEAS	KG	37.50	90.00	90.00	50.00	60.00	45.00
SPINACH	KG	0.00	0.00	0.00	0.00	0.00	0.00
TINDA	KG	57.50	95.00	85.00	30.00	50.00	90.00
TURAI	KG	0.00	0.00	0.00	0.00	0.00	0.00
KARAILA	KG	0.00	0.00	0.00	0.00	0.00	0.00
ARVI	KG	0.00	0.00	0.00	0.00	0.00	0.00
CHILLIES GREEN	KG	57.50	100.00	110.00	100.00	75.00	90.00
CARROT	KG	30.00	35.00	55.00	80.00	30.00	20.00
COCUMBER (KHEERA)	KG	57.50	75.00	85.00	40.00	0.00	20.00
LEMON	250GM	47.50	80.00	75.00	25.00	80.00	45.00
SUGAR REFINED	KG.	57.00	65.00	67.50	60.00	55.00	56.50
GUR AV.QLTY	KG.	85.00	95.00	90.00	70.00	80.00	65.00
HONEY LANGANESE 500 GM.	BOTTLE	740.00	650.00	700.00	610.00	500.00	800.00
MILO 200 GM.	BOTTLE	185.00	150.00	150.00	200.00	200.00	220.00
CUSTARD POWDER RAFHAN 300 GM.	PKT	75.00	80.00	80.00	80.00	70.00	75.00
TOFFEE (HILAL)	EACH	1.00	2.00	2.50	1.00	1.00	2.00
CHOWKELATE CANDY (SMALL SIZE)	EACH	5.00	5.00	5.00	5.00	5.00	5.00
SWEETMEAT (MIXED)	KG	250.00	350.00	350.00	250.00	300.00	285.00
ICE CREAM WALLS	CUP.	40.00	40.00	40.00	40.00	40.00	40.00
ICE	KG	15.00	10.00	10.00	12.00	20.00	10.00
JAM AHMED/MITCHELLES	BOTTLE	140.00	115.00	115.00	140.00	190.00	125.00
SQUASH-MITCHELLES	BOTTLE	145.00	142.50	150.00	150.00	150.00	150.00
ROOH AFZA	BOTTLE	145.00	150.00	155.00	150.00	145.00	150.00
JAM-E-SHIREEN	BOTTLE	145.00	150.00	150.00	150.00	155.00	150.00
SAUNF	50 GM	13.50	14.50	14.00	15.00	30.00	15.00
CINAMON LOOSE AV. QLTY	50 GM.	22.50	30.00	40.00	25.00	30.00	22.50
CUMINSEED WHITE NATIONAL	50 GM.	50.00	51.00	50.00	54.00	50.00	54.00
PEPPER BLACK NATIONAL	50 GM.	96.00	74.00	75.00	96.00	80.00	96.00
CLOVES LOOSE AV.QLTY	50 GM.	86.00	50.00	50.00	100.00	80.00	120.00
CARDAMOM LARGE LOOSE AV.QLTY	50 GM.	145.00	60.00	70.00	150.00	160.00	105.00
CARDAMOM SMALL AV.QLTY	50 GM.	180.00	150.00	150.00	150.00	180.00	65.00
SALT-POWDERED (LAHORI) LOOSE	KG.	10.00	10.00	10.00	12.00	10.00	10.00
SALT POWDERED (NATIONAL/SHAN)	PKT	25.00	20.00	25.00	25.00	25.00	25.00
CHILLIES POWD.NATIONAL 200GM	PKT	105.00	105.00	105.00	105.00	105.00	105.00
CHILLIES POWDER LOOS	KG.	290.00	350.00	350.00	300.00	200.00	255.00
CORRIANDER SEED POWD.NATIONAL	PKT	80.00	80.00	80.00	58.00	100.00	87.00
CORRIANDER SEED (LOOSE)	KG.	230.00	150.00	290.00	200.00	300.00	245.00
TURMERIC POWD.NATIONAL 50GM	PKT.	35.00	35.00	35.00	35.00	39.00	35.00
CURRY POWD. NATIONAL 200 GM	PKT.	87.00	86.00	86.00	86.00	86.00	86.00
TOMATO KETCHUP AHMED/MITCHL	BOTTLE	85.00	80.00	80.00	90.00	90.00	95.00
PICKLES AHMED/MITCHELLES	BOTTLE	105.00	100.00	100.00	110.00	110.00	92.50
VINEGAR SYNTHETIC (SIRKA)	BOTTLE	85.00	50.00	60.00	80.00	50.00	75.00
GARLIC	KG	135.00	155.00	160.00	100.00	150.00	120.00
GINGER	KG	135.00	190.00	200.00	200.00	180.00	240.00
TAPAL DANEDAR TEA 200GM PACKET	PKT	136.84	136.84	136.84	126.32	126.32	129.47
TEA LIPTON YELLOW LABEL 200GM.	PKT.	131.58	131.58	131.58	131.58	149.47	131.58

Contd.

7.11 Intercity Consumer Prices April, 2015

Description	Unit	Quetta	Turbat	Gawadar	Loralai	Khuzdar	D.M. Jamali
TEA LOOSE KENYA AV.QLTY 250GM.	PKT.	112.50	160.00	170.00	120.00	140.00	160.00
COFFEE-NESCAFE 75 GM. **	BOTTLE	300.00	290.00	300.00	300.00	270.00	275.00
COLD DRINK (STANDARD SIZ)	BOTTLE	25.00	30.00	30.00	25.00	25.00	25.00
FRUIT JUICE TETRA PACK	PKT.	15.00	20.00	20.00	16.50	20.00	15.00
MINERAL WATER NESTLE 1.5 LTR	BOTTLE	45.00	50.00	50.00	45.00	45.00	50.00
CIGARETTES K-2 10'S **	PKT	50.00	45.00	45.00	45.00	45.00	45.00
CIGARETTES CAPSTAN 10'S **	PKT	50.00	62.50	60.00	50.00	50.00	50.00
CIGARETTES GOLD LEAF 20'S	PKT	100.00	105.00	105.00	100.00	100.00	102.50
CIGARETTES MORVEN GOLD 20'S	PKT	50.00	60.00	60.00	50.00	50.00	50.00
BETEL LEAVES	50GM.	40.00	40.00	40.00	35.00	50.00	55.00
BETEL NUTS	KG.	235.00	240.00	240.00	240.00	350.00	200.00
LONG CLOTH 57" GUL AHMED/AL-KARAM	METER	170.00	180.00	180.00	171.25	190.00	225.00
SHIRTING AV.QLTY.	METER	150.00	150.00	150.00	135.00	160.00	155.00
PANT CLOTH W & WEAR AV.QLTY	METER	300.00	270.00	300.00	370.00	180.00	200.00
LAWN PRINTED GUL AHMED/AL-KARAM	METER	180.00	150.00	150.00	190.00	180.00	205.00
GEORGETTE AV.QLTY	METER	105.00	80.00	80.00	145.00	95.00	70.00
LINEN AV.QLTY ***	METER	85.00	70.00	75.00	130.00	140.00	100.00
HEAVY WT SUITING LAWERNCPUR AVG QLTY	METER	1100.00	1100.00	1100.00	1000.00	1100.00	900.00
HEAVY WT SUITING LAWERNCPUR SUP QLTY	METER	1300.00	1300.00	1300.00	1500.00	1300.00	1300.00
TROPICAL SUITING LAW.PUR	METER	950.00	950.00	950.00	1000.00	950.00	950.00
PANT BOY 24"/26" LENGTH.	EACH	375.00	300.00	360.00	500.00	850.00	325.00
SHIRT BOY 24"/26" LENGTH	EACH	275.00	300.00	330.00	300.00	800.00	325.00
SCHOOL UNI. PANT,SHIRT BOYS	SUIT	900.00	825.00	800.00	550.00	850.00	485.00
SCHOOL UNI. KAMEEZ,SHAL.BOYS	SUIT	1000.00	750.00	700.00	462.50	800.00	350.00
SCHOOL UNI. KAMEEZ,SHAL.GIRL	SUIT	1100.00	750.00	800.00	470.00	800.00	500.00
FROCK W/WEAR GIRLS	EACH	450.00	200.00	245.00	475.00	700.00	350.00
AWAMI-SUIT W & W(BOY) 24"/26	SUIT	475.00	900.00	800.00	500.00	500.00	550.00
AWAMI-SUIT W&W (GENTS)AV.QLTY	SUIT	675.00	850.00	850.00	700.00	700.00	1100.00
PULLOVER GENTS OXFORD/BON.	EACH	3250.00	2000.00	2000.00	2800.00	2000.00	1900.00
PULLOVER LADIES OXFORD/BON.	EACH	3350.00	2150.00	2175.00	3000.00	2750.00	1700.00
PULLOVER (GENTS) OTHERS A.QTY	EACH	725.00	500.00	575.00	1100.00	750.00	1500.00
SECOND-HAND COAT FOR MEN	EACH	300.00	250.00	250.00	343.75	280.00	225.00
SECONDHAND SWEETER FOR MEN DUP QLTY	EACH	350.00	200.00	200.00	350.00	220.00	200.00
SECONDHAND WINTER JACKET	EACH	325.00	275.00	275.00	275.00	220.00	275.00
UNDERWEAR AV.QLTY MEDIUM SIZE	EACH	65.00	90.00	90.00	70.00	170.00	65.00
VEST FOR MEN AV.QLTY.	EACH	75.00	115.00	105.00	86.25	150.00	130.00
VEST/SHAMEEZ (WOMEN) AVG. QLTY	EACH	105.00	160.00	170.00	105.00	300.00	100.00
SOCKS NYLON (PAKISTANI)	PAIR	67.50	120.00	120.00	75.00	70.00	55.00
BRASSIER AV.QLTY.	EACH	100.00	120.00	120.00	107.50	200.00	130.00
BRASSIER SUP QLTY	EACH	250.00	190.00	200.00	300.00	300.00	212.50
DOPATTA GEORGETTE AV.QLTY.	EACH	210.00	280.00	300.00	185.00	250.00	190.00
DOPATTA COTTON AV GLTY	EACH	125.00	190.00	215.00	112.50	250.00	140.00
CHADDAR (W/WEAR) (2x2.5 MTR)	EACH	230.00	280.00	300.00	290.00	300.00	525.00
LUNGI/DHOTI(COTTON) AVG. QLTY	EACH	240.00	245.00	270.00	450.00	275.00	200.00
HANDKERCHIEF AVG. QLTY PAK	EACH	30.00	50.00	45.00	32.50	50.00	45.00
HANDKERCHIEF SUP. QLTY PAK	EACH	50.00	65.00	70.00	45.00	70.00	65.00
GLOVES AV QLTY	PAIR	55.00	85.00	85.00	60.00	200.00	45.00
AZARBAND COTTON AVG. QLTY	EACH	12.50	20.00	20.00	13.50	20.00	30.00
SEWING THREAD/REEL(ASLI PARI)	EACH	4.00	7.00	7.00	7.00	6.00	5.50
WASHING CHARGES PAINT & SHIRT	SUIT	65.00	45.00	50.00	75.00	170.00	55.00
DRY CLEANING SUIT COAT PANT	SUIT	150.00	200.00	245.00	150.00	175.00	155.00
WASHING CH. (KAMIZ-SHALWAR)	PAIR	40.00	45.00	45.00	45.00	55.00	55.00
TAILORING SHIRT	EACH	265.00	250.00	250.00	300.00	250.00	275.00
TAILORING CHARGES PANT (MEN)	EACH	425.00	375.00	375.00	400.00	375.00	500.00
TAILORING COAT-PANT SUIT	SUIT	3250.00	3250.00	3250.00	3500.00	3250.00	3500.00
TAILORING AWAMI-SUIT (MALE)	SUIT	475.00	550.00	550.00	500.00	450.00	475.00
TAILORING SUIT FEMALE	SUIT	475.00	400.00	400.00	500.00	375.00	325.00
GENTS SHOES PAUL BATA	PAIR	1199.00	1199.00	1199.00	1199.00	1199.00	1199.00
GENTS SANDAL BATA	PAIR	699.00	699.00	699.00	699.00	699.00	699.00
GENTS SPOUNG CHAPPAL BATA	PAIR	179.00	179.00	179.00	179.00	179.00	179.00
LADIES SANDAL BATA	PAIR	499.00	499.00	499.00	499.00	499.00	499.00

Contd.

7.11 Intercity Consumer Prices April, 2015

Description	Unit	Quetta	Turbat	Gawadar	Loralai	Khuzdar	D.M. Jamali
LADIES SPOUNG CHAPPAL BATA	PAIR	179.00	179.00	179.00	179.00	179.00	179.00
CHILD SHOE POWER LITE BATA	PAIR	599.00	599.00	599.00	599.00	599.00	599.00
GENTS SHOE, ART 1109 SERVICE	PAIR	999.00	999.00	999.00	999.00	999.00	999.00
NYLON JOGGER 27 SIZE 2-5 ***	PAIR	1299.00	1299.00	1299.00	1299.00	1299.00	1299.00
CHINA FOOT WEAR AV. QLTY (MALE) *	PAIR	475.00	850.00	750.00	500.00	200.00	550.00
CHINA FOOT WEAR AV. QLTY (FEMALE) *	PAIR	300.00	600.00	600.00	350.00	200.00	425.00
CHINA FOOT WEAR AV. QLTY (CHILDREN) *	PAIR	285.00	550.00	600.00	300.00	200.00	275.00
SHOE REPAIR HALF SOLE	PAIR	90.00	120.00	100.00	55.00	80.00	85.00
SHOES POLISH CHARGES AVERAGE SHOP	PAIR	20.00	30.00	30.00	17.50	20.00	12.50
HOUSE RENT (combined)	MONTH	9882.00	3569.00	5429.00	4054.00	1997.00	3398.00
rent 2	pm	9882.00	3569.00	5429.00	4054.00	1997.00	3398.00
RENT3	PM	9882.00	3569.00	5429.00	4054.00	1997.00	3398.00
RENT4	PM	9882.00	3569.00	5429.00	4054.00	1997.00	3398.00
RENT5	PM	9882.00	3569.00	5429.00	4054.00	1997.00	3398.00
RENT6	PM	9882.00	3569.00	5429.00	4054.00	1997.00	3398.00
SYNTHETIC ENEMAL ROBIALAC BALTI 3.64 LTR.	EACH	1615.00	1600.00	1600.00	1550.00	1950.00	1700.00
SYNTHETIC ENEMAL ICI BALTI 3.64 LTR.	EACH	1875.00	1700.00	1750.00	1650.00	1950.00	1450.00
CEMENT (LOCAL) SPECIFY BRAND NAME	BAG	560.00	550.00	560.00	470.00	550.00	515.00
BRICKS (NEW) IST CLASS	P/1000	6250.00	0.00	0.00	6500.00	5000.00	5750.00
CEMENT BLOCKS (6"x8"x12")	P/100	0.00	1900.00	2000.00	0.00	1700.00	0.00
BAJREE	100CFT	4250.00	3400.00	3900.00	2775.00	4600.00	2200.00
SAND (BLACK PIT SAND)	K100CFT	3250.00	3000.00	3000.00	2300.00	0.00	2000.00
TIMBER SHESHAM LOG IST QUALITY	cubmt.	55582.00	0.00	0.00	0.00	0.00	0.00
IRON BAR (M.S. BAR) 1/2"	P/TON	76000.00	77000.00	77500.00	74500.00	90000.00	74500.00
CARPANTER WAGE RATE	P/DAY	900.00	1000.00	1000.00	1000.00	1000.00	600.00
MASON (RAJ) WAGE RATE	P/DAY	1100.00	1250.00	1400.00	900.00	950.00	700.00
UNSKILLED LABOUR WAGE RATE	P/DAY	550.00	650.00	650.00	550.00	350.00	375.00
PLUMBER WAGE RSTE	P/DAY	800.00	1000.00	1000.00	1100.00	1000.00	650.00
ELECTICIAN WAGE RATE PER DAY **	P/DAY	750.00	1000.00	1050.00	700.00	0.00	550.00
ELECTICIAN WAGE RATE PER POINT **	P/PNT	150.00	100.00	100.00	175.00	100.00	125.00
WATER CHARGES PER HOUSE	P/MONTH	125.00	150.00	250.00	0.00	190.00	300.00
ELECT.CHARGES UPTO 50 UNITS	PI/UNIT	2.00	2.00	2.00	2.00	2.00	2.00
ELECT.CHARGES 01 - 100 UNIT	PI/UNIT	5.79	5.79	5.79	5.79	5.79	5.79
ELECT.CHARGES 101 - 300 UNIT	PI/UNIT	9.90	9.90	9.90	9.90	9.90	9.90
ELECT.CHARGES 301 - 1000 UNIT	PI/UNIT	15.63	15.63	15.63	15.63	15.63	15.63
ELECT.CHARGES ABOVE 1000 UNIT	PI/UNIT	17.71	17.71	17.71	17.71	17.71	17.71
ELEC	PM	10.21	10.21	10.21	10.21	10.21	10.21
GAS CHRg upto 3.3719 MMBUT	MMBTU	124.18	0.00	0.00	0.00	0.00	124.18
GAS CHRg 3.3719 - 6.7438 MMBUT	MMBTU	248.37	0.00	0.00	0.00	0.00	248.37
GAS CHRg 6.7438 - 10.1157 MMBUT	MMBTU	248.37	0.00	0.00	0.00	0.00	248.37
GAS CHRg10.1157 - 13.4876 MMBUT	MMBTU	620.91	0.00	0.00	0.00	0.00	620.91
GAS	PM	620.91	0.00	0.00	0.00	0.00	620.91
GAS	PM	372.55	0.00	0.00	0.00	0.00	372.55
KEROSENE OIL	LTR	72.00	120.00	120.00	90.00	90.00	110.00
FIREWOOD WHOLE	40 KG.	575.00	360.00	400.00	400.00	400.00	375.00
CHAIR SHESHAM WOOD WITH ARMS **	EACH	1150.00	2000.00	2000.00	1350.00	1400.00	1550.00
CHAIR PLASTIC (CHAIRMAN) AVERAGE QUALITY	EACH	550.00	700.00	750.00	587.50	1200.00	750.00
TABLE SHESHAM WOOD (4X2X5") ***	EACH	5500.00	3900.00	3700.00	4500.00	4500.00	5625.00
SOFASET WOODEN WITH FOAM SEAT **	SET	30000.00	10000.00	8500.00	10000.00	12000.00	12000.00
COT IRON (WITH NIWAR)AV.QLTY.	EACH	2600.00	2500.00	2450.00	2550.00	2000.00	2500.00
ALMIRAH (STEEL) 6'X3' 20 GUAGE	EACH	9000.00	10000.00	10000.00	6750.00	11000.00	13000.00
DINNING TABLE 6 CHAIRS A.QLTY	SET	13000.00	24000.00	20000.00	11000.00	10500.00	15500.00
SINGLE BED WITHOUT FOAM MED.	EACH	6500.00	3700.00	3600.00	4500.00	8000.00	5750.00
MATRESS SINGLE(4"THICK)	EACH	3750.00	3500.00	2950.00	3900.00	4000.00	5000.00
FARSHI DARI 12'X9' AV.QLTY	EACH	1000.00	500.00	500.00	1000.00	2500.00	1200.00
DARI COTTON (6'x2 1/2') AV.QL	EACH	475.00	383.33	300.00	500.00	1500.00	425.00
CARPET PLAIN AV. QLTY	SQFT.	61.25	48.67	50.00	35.00	35.00	45.00
QUILT (LIHAF) 3 KG. COTTON	EACH	700.00	550.00	500.00	625.00	1200.00	675.00
BLANKET (90" x 54")	EACH	2000.00	2500.00	2500.00	2000.00	3000.00	3750.00
BEDSHEET SINGLE BED SUP.QLTY	EACH	575.00	380.00	380.00	500.00	1000.00	550.00
BED SHEET DOUBLE WITH TWO PILLOW COVERS SUP QLTY	SET	575.00	490.00	445.00	550.00	1200.00	800.00

Contd.

7.11 Intercity Consumer Prices April, 2015

Description	Unit	Quetta	Turbat	Gawadar	Loralai	Khuzdar	D.M. Jamali
TOWEL(3'x2') AV. QALTY	EACH	150.00	200.00	215.00	206.25	350.00	120.00
CEILING FAN 48" SUPER QLTY **	EACH	2650.00	3700.00	3600.00	2500.00	3000.00	3500.00
PEDESTAL FAN 22" SUPER QLTY	EACH	3600.00	3500.00	3500.00	3500.00	3500.00	4100.00
REFG. DAWLENCE 10 CFT. D.DOOR	EACH	29500.00	34000.00	33500.00	26300.00	38000.00	32000.00
D-FREEZER WAVES 8 CFT.	EACH	25000.00	33000.00	33000.00	25000.00	35000.00	25500.00
AIRCONDITIONER 1.5 TON PEL	EACH	39500.00	43500.00	43300.00	40000.00	46000.00	44500.00
SPLIT AIR CONDITIONER 1.5 TON (SPECIFY BRAND NAME)	EACH	47000.00	45000.00	45500.00	43500.00	40000.00	46000.00
AIRCOOLER SUPER ASIA	EACH	11500.00	9500.00	9500.00	11500.00	10500.00	10000.00
WASHING MACHINE SINGER	EACH	15200.00	14700.00	14700.00	15000.00	14700.00	14700.00
SEWING MACHINE(SINGER)	EACH	5210.00	5400.00	5250.00	5400.00	5210.00	5210.00
GIZER LARGE SIZE 30 GALLON CAPACITY SUP QLTY	EACH	12500.00	10000.00	10000.00	12000.00	17000.00	14750.00
GAS BURNER DOUBLE SPFY.BRAND	EACH	1250.00	1350.00	1200.00	1700.00	2000.00	1500.00
ELECT. IRON PHILIPS MDL.1120	EACH	1150.00	1300.00	1200.00	1200.00	1200.00	1450.00
ELECTRIC JUICER FOR APPLE	EACH	3800.00	3700.00	3600.00	3500.00	2500.00	4000.00
S.STEEL DEGHCHI MEDIUM SIZE ***	EACH	500.00	700.00	700.00	500.00	600.00	575.00
ALUMINIUM COOKING PAN (DEGCHI) MED SIZE	EACH	425.00	550.00	600.00	400.00	900.00	500.00
NON STICK COOKING PAN (DEGCHI) SUP. QLTY	EACH	350.00	725.00	700.00	345.00	400.00	550.00
FRYING PAN STEEL AVG. QLTY MED. SIZE	EACH	260.00	250.00	200.00	200.00	800.00	375.00
TAWA IORN (MEDIUM SIZE) AVG. QLTY	EACH	200.00	275.00	275.00	200.00	400.00	300.00
S.STEEL PLATE A.QLTY.(M.SIZE)	EACH	85.00	90.00	80.00	42.50	110.00	65.00
TABLE SPOON S.STEEL SUP.QLTY.	DOZEN	325.00	240.00	250.00	300.00	450.00	420.00
WATER SET JUG+6 GLASSES (OMROC)	SET	340.00	400.00	400.00	750.00	900.00	450.00
TEA SET PAK. CHINAWARE 21 PCS.	SET	1100.00	1200.00	800.00	2500.00	1300.00	1950.00
DINNER SET PLASTIC 72 PIECES SUPERIOR QLTY	SET	4750.00	3350.00	2650.00	3000.00	2200.00	4450.00
HOTPOT SET PLASTIC 3 PCS.	SET	1050.00	900.00	900.00	1150.00	1300.00	1900.00
BUCKET(BALTI) PLASTIC MED.SIZ	EACH	285.00	370.00	365.00	350.00	300.00	275.00
LOTA PLASTIC (MED SIZE) AVERAGE QUALITY	EACH	40.00	60.00	60.00	50.00	60.00	60.00
PRESURE COOKER 4 LTR.	EACH	1100.00	950.00	750.00	1400.00	1250.00	1225.00
WATER COOLER 9/10 LTR.PLASTIC ***	EACH	500.00	435.00	475.00	550.00	500.00	850.00
THERMOS STARVAC 1 LTR	EACH	375.00	490.00	580.00	425.00	500.00	350.00
BULB PHILIPS 100-WATTS	EACH	30.00	30.00	30.00	25.00	30.00	25.00
TUBE LIGHT PHILIPS 40 WATTS	EACH	100.00	135.00	130.00	110.00	100.00	95.00
ELECTRIC BLUBS "0" WATTE LOCAL	EACH	20.00	25.00	20.00	20.00	20.00	25.00
ELECTRIC BLUB ENERGY SAVER 14 WATTS	EACH	180.00	120.00	130.00	140.00	150.00	180.00
WASHING SOAP 250 GMS SPECIFY BRAND NAME	EACH	30.00	24.00	25.00	29.50	30.00	30.00
SURF EXCEL 400 GMS POLY BAG	EACH	125.00	125.00	125.00	125.00	125.00	125.00
WASHING POWDER 1000 GRM	EACH	175.00	192.50	185.00	175.00	175.00	185.00
WASHING POWDER (WHEEL/ BONUS) 100 GRAMS	EACH	85.00	98.00	100.00	90.00	85.00	95.00
CLEANSER POWDER VIM 1000 GM	PKT.	72.22	72.22	72.22	66.67	66.67	66.67
FINIS 500 ML	BOTTLE	187.50	190.00	180.00	123.75	170.00	165.00
PHNYLE TYPHONE/FINIS/CARRANITE 3 LITRES	BOTTLE	120.00	135.00	140.00	150.00	150.00	115.00
HARPIC	BOTTLE	130.00	132.50	135.00	135.00	125.00	130.00
BOOT POLISH CHERRY/KIWI 50ML	EACH	100.00	80.00	80.00	80.00	80.00	100.00
ROBIN BLUE (35 GRAMS)	PKT.	35.00	25.00	30.00	50.00	25.00	25.00
TISSU PAPER PERFUMED 100 PCS.	PKT	100.00	100.00	95.00	118.75	110.00	90.00
TOILET PAPER ROLL (R.PETEL)	PIROLL	35.00	35.00	40.00	37.50	40.00	40.00
BOOT POLISH LIQUID CHEERY BLOSSOM KIWI 75 ML	BOTTLE	120.00	120.00	120.00	120.00	120.00	140.00
MATCH BOX SMALL	EACH	1.00	2.00	2.00	2.00	1.50	1.50
DRY CELL 1.5 VOLT(LOCAL)	EACH	15.00	15.00	15.00	25.00	25.00	20.00
HAND STITCHING NEEDLE M.SIZE	PACKET	5.00	8.00	8.00	6.00	10.00	5.00
SEWING MACHINE NEEDLE (SINGER)	EACH	5.00	6.00	6.00	5.00	6.00	5.00
HOUSEHOLD SERVANT FEMALE P/T	P/MNTH	1350.00	4000.00	4000.00	1500.00	3000.00	900.00
MARRIAGE HALL WITH FURNITURE	P/HEAD	80.00	50.00	50.00	50.00	50.00	50.00
SEPTRAN TABLETS	10TAB.	15.00	15.00	15.00	16.00	15.00	16.00
BRUFEN TABS 200-MG.	10TAB.	10.00	10.00	10.00	10.00	10.00	10.00
PANADOL TAB. EXTRA/PLAIN	10TAB.	10.00	10.00	10.00	10.00	10.00	10.00
DISPRIN TAB.	10TAB.	10.00	10.00	10.00	10.00	10.00	10.00
TRISIL TAB.	10 TAB	10.00	10.00	10.00	10.00	10.00	10.00
FLAGYL TAB. 200 MG.	10TAB.	10.00	10.00	10.00	10.00	10.00	10.00
VENTOLIN TAB. 2MG.	10TAB.	9.00	9.00	9.00	9.00	9.00	9.00
DAONIL TAB. 5 MG.	10TAB.	17.00	17.00	17.00	17.00	17.00	17.00

Contd.

7.11 Intercity Consumer Prices April, 2015

Description	Unit	Quetta	Turbat	Gawadar	Loralai	Khuzdar	D.M. Jamali
ENTOX TAB.	10TAB.	10.00	10.00	10.00	10.00	10.00	10.00
RENITEC TAB. 5 MG.	10TAB.	59.00	59.00	59.00	59.00	59.00	59.00
CAC. 1000 TAB	BOTTLE	122.00	122.00	122.00	122.00	122.00	122.00
AMOXIL CAPSOLE 250 MG.S	10CAP.	36.00	36.00	36.00	36.00	36.00	36.00
CALCIUM SYRUP SANDOZ	BOTTLE	64.00	64.00	64.00	64.00	64.00	64.00
LEDERPLEX SYRUP	BOTTLE	35.00	35.00	35.00	35.00	35.00	35.00
SANCOS SYRUP (50 ML.)	BOTTLE	30.00	30.00	30.00	30.00	30.00	30.00
PHENERGAN SYRUP 120 ML.	BOTTLE	33.00	33.00	33.00	33.00	33.00	33.00
CALPOL SYRUP 60 ML.	BOTTLE	28.00	28.00	28.00	28.00	28.00	28.00
HYDRYLLIN SYRUP 120 ML.	BOTTLE	65.00	65.00	65.00	65.00	65.00	65.00
POLYFAX EYE OINTMENT	TUBE	21.00	21.00	21.00	21.00	21.00	21.50
BETNESOL EYE DROPS	BOTTLE	33.89	33.89	33.89	33.89	33.89	33.89
EAR DROPS (CARDISPORINE) ***	BOTTLE	21.00	21.00	21.00	21.00	21.00	21.00
BETNOVATE-N OINTMENT 5 GMS	TUBE	16.00	16.00	16.00	16.00	16.00	16.00
BURNOL CREAM 30 GRM	TUBE	16.00	16.00	16.00	16.00	16.00	16.00
VICKS VAPORUB/BALM	BOTTLE	36.00	36.00	37.00	36.00	36.00	36.00
GLYCRINE SMALL BOTTLE	BOTTLE	45.00	20.00	20.00	30.00	25.00	15.00
JOUHAR JOSHANDA	PKT.	6.00	7.00	7.00	8.00	7.00	6.00
GALXOS-D (450 GRMS)	PKT.	151.88	151.88	151.88	151.88	157.50	157.50
GRIPE-WATER WOODWARDS	BOTTLE	50.00	55.00	55.00	55.00	50.00	55.00
SANIPLAST ONE PUTTY	EACH	1.50	3.00	3.00	2.00	2.00	1.45
O.R.S. (NIMCOL)	PKT.	15.00	15.00	15.00	15.00	15.00	15.00
DETTOL (MEDIUM)	BOTTLE	46.80	46.80	46.80	46.80	46.80	46.80
COTTON BANDAGE 2" - 4"	EACH	10.00	15.00	15.00	13.00	12.00	10.00
THERMOMETER CHINA	EACH	35.00	50.00	50.00	35.00	50.00	40.00
DOCTOR (MBBS) CLINIC FEE	P/PAT.	200.00	350.00	300.00	200.00	200.00	90.00
URINE TEST (DR) CHARGES	P/TEST	80.00	250.00	300.00	100.00	100.00	85.00
BLOOD TEST (CP) CHARGES	P/TEST	200.00	350.00	350.00	200.00	125.00	225.00
SUGAR TEST (RANDOM/FASTING BOTH) CHARGES	P/TEST	175.00	300.00	300.00	150.00	150.00	200.00
ECG CHARGES	P/TEST	175.00	400.00	400.00	200.00	300.00	150.00
X-RAY (CHEST) CHARGES	P/X-RAY	300.00	350.00	350.00	250.00	230.00	350.00
CAR SUZUKI 800 CC (W/O. A/C)	EACH	0.00	0.00	0.00	0.00	0.00	0.00
CAR SUZUKI 1000 CC	EACH	1044000.00	0.00	0.00	0.00	0.00	0.00
CAR TOYOTA 1300 CC	EACH	1568000.00	0.00	0.00	0.00	0.00	0.00
CAR HONDA CIVIC	EACH	2035000.00	0.00	0.00	0.00	0.00	0.00
MOTORCYCLE HONDA CD-70.	EACH	69500.00	70000.00	69000.00	70000.00	0.00	69750.00
MOTORCYCLE YAMAHA 100CC.	EACH	80600.00	81000.00	81750.00	81000.00	0.00	0.00
MOTOR CYCLE HERO 70 CC	EACH	45000.00	50000.00	0.00	50000.00	0.00	0.00
BICYCLE WITH TYRES & TUBES	EACH	7062.50	6000.00	5200.00	7000.00	0.00	7000.00
TYRE CAR WITH TUBE GENERAL	EACH	3250.00	4000.00	4000.00	3300.00	3000.00	3300.00
TYRE MOTOR CYCLE WITHOUT TUBE	EACH	1050.00	1300.00	1400.00	1100.00	1250.00	1100.00
TYRE CYCLE SPECIFY BRAND NAME	EACH	350.00	300.00	300.00	350.00	450.00	475.00
TYRE CAR W/O TUBE	EACH	3137.50	3500.00	3500.00	2500.00	6600.00	2800.00
PETROL SUPER	LITRE	74.29	74.29	74.29	74.29	74.29	74.29
HIGH SPEED DIESEL HSD	LITRE	83.61	83.61	83.61	83.61	83.61	83.61
CNG	K.G.	76.35	0.00	0.00	0.00	0.00	76.35
GAS CYLINDER STAND. SIZE	EACH	1450.00	1100.00	880.00	1300.00	1500.00	1700.00
MOTOR CYCLE SERVICE CHARGES	EACH	275.00	200.00	200.00	200.00	300.00	200.00
CAR SERVICE CHARGES	EACH	450.00	300.00	500.00	375.00	400.00	300.00
TYRE PUNCTURE CHARGES	EACH	45.00	80.00	85.00	50.00	75.00	65.00
CYCLE OVERHAULING CHARGES	EACH	190.00	150.00	155.00	190.00	200.00	100.00
CAR TAX FOR 800CC TO 1300CC	YEARLY	400.00	400.00	400.00	400.00	400.00	400.00
TRAIN FARE ECO. 1-100 KM.	P/KM.	0.68	0.68	0.68	0.00	0.00	0.68
TRAIN FARE ECO. 101-500 KM.	P/KM.	0.98	0.00	0.98	0.00	0.00	0.98
TRAIN FARE ECO. > 500 KM.	P/KM.	0.89	0.89	0.89	0.00	0.00	0.89
TRAIN FARE IST SLP. 1-100KM	P/KM.	2.10	2.10	2.10	0.00	0.00	2.10
TRAIN FARE IST SLP.101-500 KM	P/KM.	2.59	2.59	2.59	0.00	0.00	2.59
TRAIN FARE IST SLP. > 500 KM	P/KM.	1.99	1.99	1.99	0.00	0.00	1.99
TRAIN FARE A/C SLP. 1-100KM.	P/KM.	5.76	5.76	5.76	0.00	0.00	5.76
TRAIN FARE A/C SLP.101-500KM	P/KM.	4.59	4.59	4.59	0.00	0.00	4.59
TRAIN FARE A/C SLP > 500KM.	P/KM.	4.16	4.16	4.16	0.00	0.00	4.16

Contd.

7.11 Intercity Consumer Prices April, 2015

Description	Unit	Quetta	Turbat	Gawadar	Loralai	Khuzdar	D.M. Jamali
PLATEFORM TICKET	EACH	10.00	0.00	10.00	0.00	0.00	10.00
AUTO RICKSHAW FARES	KM/MIN	65.00	40.00	55.00	50.00	65.00	50.00
FULL TONGA CHARGES	KM/MIN	80.00	0.00	0.00	50.00	0.00	0.00
TAXI 4 SEATER FARE	KM/MIN	60.00	50.00	60.00	60.00	60.00	60.00
BUS FARE MIN (WITHIN CITY)	TICKET	20.00	0.00	0.00	0.00	0.00	0.00
BUS FARE MAX (WITHIN CIT	TICKET	20.00	0.00	0.00	0.00	0.00	0.00
BUS FARE OUTSIDE CITY	P/KM.	0.90	0.90	0.90	0.90	0.90	0.90
A/C BUS FARE OUTSIDE CITY	P/KM.	1.35	1.35	1.35	1.35	1.35	1.35
MINIBUS FARE MIN.WITH IN CITY	TICKET	20.00	0.00	35.00	0.00	0.00	0.00
MINIBUS FARE MAX.WITH IN CITY	TICKET	20.00	0.00	0.00	0.00	0.00	0.00
SUZUKI FARE MIN.WITH IN CITY	TICKET	0.00	10.00	10.00	0.00	10.00	0.00
SUZUKI FARE MAXIMUM W.IN CITY	TICKET	0.00	30.00	30.00	0.00	30.00	0.00
AIR FARE ECONOMY CLASS.	P/KM.	19.26	19.26	19.26	0.00	19.26	0.00
POSTAL ENVELOPE DOMESTIC	EACH	8.00	8.00	8.00	8.00	8.00	8.00
ENVELOPE FOR SAUDI ARABIA	EACH	50.00	50.00	50.00	45.00	50.00	45.00
POSTAL REGISTRATION CHARGES	EACH	28.00	28.00	28.00	28.00	28.00	28.00
U.M.S. REG CHARGES MIN.	EACH	59.00	58.00	58.00	58.00	58.00	58.00
T.C.S. CH. MIN.WITH IN ZONE	EACH	110.00	150.00	150.00	110.00	150.00	150.00
TELEPHONE CHARGES LOCAL CALL	P/CALL	3.94	3.94	3.94	3.94	3.94	3.94
TEL CHARGES OUT SIDE CITY	P/CALL	3.94	3.94	3.94	3.94	3.94	3.94
INTERNET CHARGES	P/HOUR	25.00	30.00	30.00	38.75	20.00	20.00
MOBILE CELL CHARGES	P/UNIT	3.00	3.00	3.00	3.00	4.00	3.00
FAX CHARGES (LOCAL)	P/PAGE	15.00	25.00	25.00	20.00	20.00	15.00
TELEPHONE SET AV. QLTY	EACH	575.00	750.00	800.00	675.00	500.00	850.00
MOBILE SET NOKIA/SONY/ERICSON/SAMSUNG WITHOUT CAMERA	EACH	3000.00	2000.00	2100.00	2750.00	3000.00	3750.00
T.V. 20" COLORED WEGA H-A21.	EACH	18000.00	17000.00	17000.00	18000.00	17500.00	20000.00
T.V 20" COLOR CHINA/KORIA)	EACH	13000.00	8000.00	8000.00	12000.00	8500.00	16500.00
V.C.P. PANASONIC/LG/NAT	EACH	6900.00	4500.00	0.00	6000.00	0.00	6500.00
DVD/VCD PLAYER PANASONIC/LG	EACH	5200.00	3000.00	0.00	4800.00	3000.00	4750.00
RADIO WITH C.PLAYER NATIONAL	EACH	1925.00	1600.00	1675.00	2000.00	1900.00	1650.00
PERSONNEL COMPUTER (BRANDED)	EACH	42000.00	28000.00	28000.00	28000.00	28000.00	28000.00
VID. CASSETTE BLK. TDK/SONY	EACH	155.00	150.00	150.00	150.00	0.00	0.00
COM. C.D. (TDK/IMATION)	EACH	72.50	60.00	35.00	70.00	50.00	65.00
TAPE RECORDER CASSETTE BLANK	EACH	40.00	35.00	37.50	35.00	45.00	30.00
VIDEO GAME SEGA 16 BYTE	EACH	1150.00	900.00	900.00	1250.00	1000.00	0.00
CINEMA A/C. HIGH CLASS	TICKET	0.00	0.00	0.00	0.00	0.00	0.00
CINEMA NON-A/C HIGH CLASS	TICKET	150.00	0.00	0.00	20.00	0.00	0.00
CABLE CHARGES	PER MONT	400.00	350.00	300.00	300.00	300.00	300.00
TV.LICENCE FEE DOMESTIC	YEARLY	420.00	420.00	420.00	420.00	420.00	420.00
ENGLISH BOOK CLASS V1	EACH	59.00	59.00	59.00	59.00	59.00	59.00
ENGLISH BOOK CLASS IX OR X	EACH	72.00	72.00	72.00	72.00	72.00	72.00
ENG. BOOK IST.YR COMPLETE SET	EACH	65.00	65.00	65.00	65.00	65.00	65.00
ENGLISH BOOK BA/B.SC	EACH	175.00	175.00	175.00	175.00	175.00	175.00
URDU BOOK CLASS V (T.B.BORD)	EACH	82.00	82.00	82.00	82.00	82.00	82.00
URDU BOOK CLASS IX/X(T.B.B)	EACH	85.00	85.00	85.00	85.00	85.00	85.00
URDU BOOK IST.YEAR/INTER	EACH	85.00	85.00	85.00	85.00	85.00	85.00
URDU BOOK BA/B.SC	EACH	175.00	175.00	175.00	175.00	175.00	175.00
MATHS BOOK CALSS V (T.B.B)	EACH	55.00	55.00	55.00	55.00	55.00	55.00
MATHS BOOK CLASS IX OR X	EACH	130.50	130.50	130.50	130.50	130.50	130.50
MATHS BOOK IST.YEAR (T.B.B)	EACH	138.00	138.00	138.00	138.00	138.00	138.00
PAKISTAN STUDIES BOOK BA/B.SC	EACH	300.00	300.00	300.00	300.00	300.00	300.00
DAILY "DAWN"	P/COPY	19.00	19.00	19.00	19.00	19.00	19.00
DAILY "JANG"	P/COPY	12.00	12.00	12.00	12.00	12.00	12.00
DAILY "NAWA-E-WAQT"	P/COPY	12.00	12.00	12.00	12.00	12.00	12.00
WEEKLY "AKHBAR-E-JAHAN"	P/COPY	55.00	55.00	55.00	55.00	55.00	55.00
WEEKLY "MAG"	P/COPY	45.00	45.00	45.00	45.00	45.00	45.00
MONTHLY "NAUNEHAL DIGEST"	P/COPY	35.00	35.00	35.00	35.00	35.00	35.00
PAPER FOOLSCAPE (27"x17")	QUIRE	27.50	25.00	25.00	35.00	50.00	35.00
EXERCISE.BOOK LINED 80/100 PGS	EACH	37.50	40.00	40.00	40.00	50.00	27.50
PENCILGOLDFISH/DEER	EACH	5.00	5.00	5.00	5.00	5.00	4.50
PEN INK DOLLOR 57 ML BOTTLE	EACH	20.00	20.00	20.00	20.00	20.00	20.00

Contd.

7.11 Intercity Consumer Prices April, 2015

Description	Unit	Quetta	Turbat	Gawadar	Loralai	Khuzdar	D.M. Jamali
PHOTOSTATE PAPER 70 GM	PRT	355.00	530.00	550.00	400.00	400.00	350.00
BALL PEN (local)	EACH	5.00	7.00	7.00	5.00	5.00	5.00
FOUNTAIN PEN HERO/WINGS/CHINA	EACH	35.00	40.00	40.00	35.00	40.00	37.50
PRIVATE SCHOOL FEE ENGLISH MED. AVG.STAND.(CLASS I)	P/MONTH	750.00	725.00	800.00	600.00	350.00	475.00
PRIVATE SCHOOL FEE ENGLISH MED. AVG.STAND. (CLASS V)	P/MONTH	1150.00	900.00	900.00	750.00	560.00	550.00
PRIVATE SCHOOL FEE ENGLISH MED. AVG.STAND. (CLASS VI)	P/MONTH	1200.00	1100.00	1100.00	1000.00	675.00	700.00
PRIVATE SCHOOL FEE ENGLISH MED. AVG.STAND. (CLASS X)	P/MONTH	1400.00	1200.00	1300.00	1200.00	635.00	950.00
PRIVATE MEDICL COLLEGE FEE MBBS (1ST YEAR)	P/MONTH	0.00	0.00	0.00	0.00	0.00	0.00
PRIVATE ENGINEERING COLLEGE FEE (ISTR YEAR)	P/MONTH	5700.00	0.00	0.00	0.00	0.00	0.00
GOVT. COLLEGE FEE 1ST. YEAR	MONTH	60.00	7.50	7.50	7.50	7.50	7.00
GOVT. COLLEGE FEE 4TH. YEAR	MONTH	80.00	9.00	9.00	9.00	9.00	9.00
GOVT. UNIVERSITY FEE MSC.	MONTH	350.00	350.00	350.00	350.00	350.00	350.00
GOVT. MED. COLLEGE FEE MBBS	MONTH	950.00	0.00	950.00	0.00	0.00	950.00
GOVT. ENGG. COLL. FEE I YEAR	MONTH	850.00	0.00	3850.00	0.00	850.00	850.00
COACHING FEE FOR CLASS IX/X	P/MONTH	500.00	1000.00	1000.00	600.00	600.00	1000.00
COACHING CHARGES FOR CLASS 1ST YEAR/INTER (SCIENCE)	P/MONTH	1000.00	0.00	1000.00	0.00	0.00	1500.00
COACHING CHARGES FOR CLASS 1ST YEAR/INTER (COMMERCE)	P/MONTH	1000.00	0.00	1000.00	0.00	0.00	1500.00
I.T. TUITION FEES	P/MONTH	1800.00	0.00	920.00	0.00	0.00	0.00
MBA TUITION FEES	P/MONTH	0.00	0.00	0.00	0.00	0.00	0.00
BREAD TANDOORI ST. SIZE	EACH	10.00	10.00	10.00	10.00	15.00	10.00
COOKED MUTTON (AV. HOTEL)	PLATE	150.00	120.00	160.00	200.00	200.00	115.00
COOKED BEEF (AV. HOTEL)	PLATE	80.00	90.00	130.00	120.00	160.00	80.00
COOKED DAL (AV. HOTEL)	PLATE	60.00	70.00	85.00	50.00	60.00	40.00
CHICKEN BIRYANI FULL/DOUBLE	PLATE	150.00	120.00	145.00	100.00	85.00	90.00
TEA PREPARED (ORDINARY)	CUP	21.00	10.00	10.00	20.00	20.00	20.00
HAIRCUT CHARGES FOR MEN	P/CUT	80.00	100.00	100.00	60.00	60.00	55.00
BEAUTY PORL HAIR STYL CHARGE	P/STY.	350.00	300.00	350.00	250.00	250.00	150.00
SHAVING CHARGES	PER SHV	40.00	35.00	45.00	40.00	30.00	25.00
LIPSTICK S.MISS/MEDORA	EACH	120.00	90.00	100.00	90.00	100.00	90.00
NAIL POLISH S.MISS/MEDORA	EACH	95.00	80.00	80.00	80.00	80.00	80.00
PERFUME MED.SIZE MEDORA/BROACH	EACH	100.00	100.00	100.00	100.00	160.00	180.00
HAIR-OIL AMLA/CHAMBELI	BOTTLE	100.00	90.00	80.00	100.00	100.00	110.00
TOILET SOAP LUX 95 GRAMS	EACH	40.38	40.38	40.38	40.38	40.38	40.38
TOILET SOAP LIFEBOUY 140 GRM	EACH	36.00	36.00	36.00	36.00	36.00	36.00
TOILET SOAP SAFEGUARD BATH SIZE	EACH	50.00	46.00	46.00	48.00	46.00	48.00
TOOTHPASTE MACKLINES 70 GRM	EACH	50.00	50.00	50.00	50.00	50.00	50.00
TOOTHPAST MED SIZE CLGATE 70 GMS	EACH	56.00	56.00	56.00	56.00	56.00	56.00
TOOTHBRUSH SHEILD A/PLAUQUE	EACH	50.00	50.00	50.00	40.00	50.00	47.50
TOOTHPOWDER DENTONIC 90 GRM	EACH	25.00	25.00	25.00	25.00	25.00	25.00
HAIR-COLOUR BEGIN (6 GMS)	EACH	95.00	90.00	90.00	95.00	90.00	95.00
HAIR COLOUR (KALAKOLA)	BOTTLE	120.00	120.00	120.00	120.00	120.00	120.00
FACECREAM PONDS (MEDIUM)	EACH	120.00	100.00	100.00	120.00	160.00	110.00
TALC POWDER VICE ROAY,B.CAT	EACH	135.00	130.00	120.00	120.00	160.00	130.00
BLADE TREET ORDINARY 10'S	PKT.	30.00	30.00	30.00	35.00	45.00	30.00
BLADE 7-O-CLOCK STAIN. 5'S	PKT.	35.00	35.00	35.00	35.00	60.00	30.00
SHAMPOO SUNSILK/PAINTIN 100 ML	BOTTLE	110.00	115.00	110.00	100.00	100.00	110.00
BEAUTY CREAM (FAIR & LOVELY)	EACH	135.00	85.00	115.00	100.00	100.00	155.00
HAIR REMOVING CREAM (EU-CREAM)	TUBE	65.00	55.00	55.00	65.00	55.00	57.50
GEL MEDIUM SIZE	BOTTLE	80.00	60.00	60.00	120.00	180.00	120.00
DISPOSABLE RAZOR GILLET-II	EACH	45.00	45.00	47.50	45.00	45.00	40.00
SHAVING CREAM TOUCH-ME/ADM.	EACH	60.00	50.00	60.00	60.00	70.00	60.00
GOLD TEZABI 24 CT	10 GM.	40100.00	48000.00	47000.00	48000.00	40130.00	40300.00
SILVER TEZABI 24 CT	10 GM.	600.00	1000.00	1100.00	0.00	680.00	600.00
ARTIFICIAL JEWELLARY SET	SET	480.00	500.00	525.00	400.00	400.00	500.00
WRIST WATCH GENTS CITIZEN (ORIGINAL) ***	EACH	2550.00	2550.00	2500.00	2550.00	2500.00	2500.00
WRIST WATCH LADIES CITIZEN (ORIGINAL) ***	EACH	2550.00	2500.00	2500.00	2500.00	2500.00	2500.00
WALL CLOCK QUARTZ AV.QLTY	EACH	475.00	325.00	325.00	500.00	500.00	475.00
SUITCASE REXIN (24"x16"x6")	EACH	1500.00	950.00	950.00	1000.00	1950.00	900.00
TRUNK MEDIUM SIZE ***	EACH	675.00	650.00	700.00	650.00	1500.00	1200.00
PURSE LADIES (LEATHER) AVERAGE QUALITY	EACH	400.00	325.00	300.00	330.00	300.00	325.00

7.11 Inter-city Consumer Prices April, 2015

Description	Unit	Value in Rupees	
		Average	% Change
FOOD & NON-ALCOHOLIC BEVERAGES			
WHEAT	10 KG.	341.42	-2.1803
WHEAT FLOUR FINE/SUPERIOR.	KG.	44.02	-1.0342
WHEAT FLOUR AVG. QLTY	KG.	39.04	-1.1646
WHEAT FLOUR BAG	10 KG.	389.45	-1.6689
MAIDA	KG.	52.18	-1.1930
SUJI	KG.	53.54	-0.9436
BESAN AV. QLTY.	KG.	82.55	0.2672
RICE BASMATI SUP. QLTY.	KG.	127.62	0.1177
RICE BASMATI 385/386	KG.	88.3	-0.7307
RICE BASMATI BROKEN AV.QLTY	KG.	66.46	-1.7591
RICE IRRI-6 (SINDH/PUNJAB)	KG.	47.95	-0.9502
VERMICELLI	KG.	78.57	0.0000
BREAD PLAIN MEDIUM SIZE	EACH	39.61	0.0000
RUSK (PAPAY)	KG.	185.45	0.2053
BISCUITS-PACKED	PKT	35	0.0000
BISCUIT-BAKERY (LOOSE)	250 GM	74.66	0.0000
CORNFLAKS FAUJI 225 GM.	PKT	172.21	0.0000
SAMOSA (VEGATABLE)	EACH	12.43	-0.0804
PASTRY AV.QLTY.	EACH	25.34	0.0000
PATTIES (VEGATABLES)	EACH	20.81	0.0000
NIMCO	250 GM	65.04	0.0000
CHIPS	250 GM	76.35	0.0786
BEEF WITH BONE AV.QLTY.	KG	290.02	0.3078
MUTTON AV.QLTY.	KG	569.62	0.7695
CHICKEN FARM BROILER (LIVE)	KG	160.48	11.0742
FISH-RAHU MEDIUM SIZE	KG	282.53	-1.3891
MILK FRESH (UNBOILED)	LTR.	74.81	0.3353
CURD	KG.	87.97	0.2850
MILK TETRA PACK 1/2 LTR.	PKT.	59.38	0.0000
LACTOGEN 400 GRAMS	PKT.	428.06	0.1169
POWDER MILK NIDO 400GM.	PKT	352.88	0.0709
MILK POWDER LOOSE/PACKED	KG.	492.26	-1.2537
BUTTER LOCAL PACKED	50 GM.	28.89	0.0000
EGGS FARM	DOZ	86.59	-7.0723
MUSTARD OIL AV.QLTY.	KG.	180.2	-1.4601
COOKING OIL (DALDA)	2.5LTR	487.89	-3.8223
COOKING OIL (PAKWAN) OTHER BRAND SPECIFY	2.5 LTR	459.85	-2.6463
VEGETABLE GHEE TIN	2.5KG.	474.92	-3.6341
VEGETABLE GHEE (LOOSE)	KG.	146.28	-4.4733
DATES AV.QLTY.	KG.	178.08	-0.4083
PISTACHIO AV.QLTY.	50 GM.	103.96	-1.7298
ALMONDS WHOLE AV.QLTY.	KG.	585.44	-0.2131
COCONUT DRY AV.QLTY.	KG.	280.91	-0.3229
RAISINS AV.QLTY.	50 GM.	21.82	0.3218
GROUNDNUTS (WITH SHELL)	KG.	180.81	-0.2538
MALTA/MOSAMBI	DOZ	138.16	9.2519
KINNU	DOZ	113.5	34.0657
APPLE	KG	123.17	4.4876
ALOO BUKHARA	KG	0	
POMEGRANATE (ANNAR)	KG	0	
GRAPES	KG	0	
BANANAS	DOZ	71.45	6.5782
MANGO KALMI	KG	0	
GUAVA	KG	64.63	0.5445
WATERMELON (TURBOOZ)	KG	41.02	
MUSKMELON (KHARBOOZA)	KG	44.56	
SWEETMELON (GARMA)	KG	0	
PULSE MASOOR (WHOLE)	KG.	121.8	-0.3273
PULSE MASOOR (WASHED)	KG.	133.54	0.0899
PULSE MOONG (WASHED)	KG.	163.17	-0.2750
PULSE MASH (WASHED)	KG.	161.8	2.1916
PULSE GRAM	KG.	77.6	-1.3601
GRAM WHOLE BLACK AV QLTY.	KG.	79	-0.2903

Contd.

7.11 Inter-city Consumer Prices April, 2015

Description	Unit	Value in Rupees	
		Average	% Change
GRAM WHOLE YELLOW AV.QLTY	KG.	111.45	-0.4288
BEANS (LAL LOBIN)	KG.	139.12	-1.4312
POTATOES	KG	18.82	-16.0196
ONION	KG	42.52	51.1554
TURNIP	KG	0	-100.0000
RADISH	KG	0	-100.0000
TOMATOES	KG	43.77	-21.8393
CABBAGE	KG	31.32	-6.9795
CAULIFLOWER	KG	35.67	-11.0030
BRINJAL	KG	0	
PUMPKIN	KG	0	
BOTTLEGOURD	KG	51.71	
LADY FINGER	KG	0	
PEAS	KG	65.44	54.0127
SPINACH	KG	0	
TINDA	KG	88.24	
TURAI	KG	0	
KARAILA	KG	0	
ARVI	KG	0	
CHILLIES GREEN	KG	80.05	-33.0965
CARROT	KG	42.67	49.0915
COCUMBER (KHEERA)	KG	30.45	-28.5547
LEMON	250GM	40.54	23.3719
SUGAR REFINED	KG.	57.59	5.8445
GUR AV.QLTY	KG.	80.93	1.6709
HONEY LANGANESE 500 GM.	BOTTLE	782.31	0.0000
MILO 200 GM.	BOTTLE	201.47	0.8106
CUSTARD POWDER RAFHAN 300 GM.	PKT	75	0.0000
TOFFEE (HILAL)	EACH	1.39	0.0000
CHOWKELATE CANDY (SMALL SIZE)	EACH	5	0.0000
SWEETMEAT (MIXED)	KG	306.08	0.2456
ICE CREAM WALLS	CUP.	40	0.0000
ICE	KG	10.22	2.2000
JAM AHMED/MITCHELLES	BOTTLE	133.41	0.0000
SQUASH-MITCHELLES	BOTTLE	148.31	0.3383
ROOH AFZA	BOTTLE	148.75	2.3181
JAM-E-SHIREEN	BOTTLE	152.28	1.6013
SAUNF	50 GM	17.59	0.9759
CINAMON LOOSE AV. QLTY	50 GM.	25.37	1.8466
CUMINSEED WHITE NATIONAL	50 GM.	52.05	0.0962
PEPPER BLACK NATIONAL	50 GM.	94.43	0.0000
CLOVES LOOSE AV.QLTY	50 GM.	94.01	-0.3075
CARDAMOM LARGE LOOSE AV.QLTY	50 GM.	143.84	-0.3050
CARDAMOM SMALL AV.QLTY	50 GM.	105.94	-0.1790
SALT-POWDERED (LAHORI) LOOSE	KG.	9.82	0.0000
SALT POWDERED (NATIONAL/SHAN)	PKT	24.38	0.0000
CHILLIES POWD.NATIONAL 200GM	PKT	105	0.0000
CHILLIES POWDER LOOS	KG.	262.2	-0.2890
CORRIANDER SEED POWD.NATIONAL	PKT	88.63	0.4534
CORRIANDER SEED (LOOSE)	KG.	260.48	-0.6674
TURMERIC POWD.NATIONAL 50GM	PKT.	35.2	0.0000
CURRY POWD. NATIONAL 200 GM	PKT.	86.65	0.0000
TOMATO KETCHUP AHMED/MITCHL	BOTTLE	90.1	0.0000
PICKLES AHMED/MITCHELLES	BOTTLE	104.75	0.0000
VINEGAR SYNTHETIC (SIRKA)	BOTTLE	73.66	0.0951
GARLIC	KG	140.26	-1.5166
GINGER	KG	183.07	1.2052
TAPAL DANEDAR TEA 200GM PACKET	PKT	132.6	3.5533
TEA LIPTON YELLOW LABEL 200GM.	PKT.	144.31	6.3998
TEA LOOSE KENYA AV.QLTY 250GM.	PKT.	135.65	0.9601
COFFEE-NESCAFE 75 GM. **	BOTTLE	325.63	0.0000
COLD DRINK (STANDARD SIZ)	BOTTLE	23.92	0.0000
FRUIT JUICE TETRA PACK	PKT.	17.74	0.0000
MINERAL WATER NESTLE 1.5 LTR	BOTTLE	47.61	0.3583
ALCOHOLIC BEVERAGES & TOBACCO			

Contd.

7.11 Inter-city Consumer Prices April, 2015

Description	Unit	Value in Rupees	
		Average	% Change
CIGARETTES K-2 10'S **	PKT	46.00	0.0000
CIGARETTES CAPSTAN 10'S **	PKT	50.13	0.0000
CIGARETTES GOLD LEAF 20'S	PKT	99.88	0.0000
CIGARETTES MORVEN GOLD 20'S	PKT	50.06	0.0000
BETEL LEAVES	50GM.	64.20	0.8799
BETEL NUTS	KG.	311.41	0.0000
CLOTHING & FOOTWEAR			
LONG CLOTH 57" GUL AHMED/AL-KARAM	METER	214.21	0.2621
SHIRTING AV.QLTY.	METER	168.44	0.1486
PANT CLOTH W & WEAR AV.QLTY	METER	379.15	0.1664
LAWN PRINTED GUL AHMED/AL-KARAM	METER	268.19	2.6054
GEORGETTE AV.QLTY	METER	134.02	0.6610
LINEN AV.QLTY ***	METER	148.69	0.0000
HEAVY WT SUITING LAWERNCPUR SUP QLTY	METER	1275.7	0.0000
HEAVY WT SUITING LAWERNCPUR AV QLTY	METER	1717.88	0.0000
TROPICAL SUITING LAW.PUR	METER	1082.63	0.0000
PANT BOY 24"/26" LENGTH.	EACH	487.91	2.5603
SHIRT BOY 24"/26" LENGTH	EACH	378.47	2.2975
SCHOOL UNI. PANT,SHIRT BOYS	SUIT	669.62	6.2299
SCHOOL UNI. KAMEEZ,SHAL.BOYS	SUIT	626.49	5.5283
SCHOOL UNI. KAMEEZ,SHAL.GIRL	SUIT	655.82	4.7151
FROCK W/WEAR GIRLS	EACH	953.05	1.9883
AWAMI-SUIT W & W(BOY) 24"/26	SUIT	929.08	1.1222
AWAMI-SUIT W&W (GENTS)AV.QLTY	SUIT	1250.34	1.2659
PULLOVER GENTS OXFORD/BON.	EACH	2741.9	0.0000
PULLOVER LADIES OXFORD/BON.	EACH	2603.46	-0.0959
PULLOVER (GENTS) OTHERS A.QTY	EACH	929.66	0.0000
SECOND-HAND COAT FOR MEN	EACH	426.49	0.0000
SECONDHAND SWEETER FOR MEN DUP QLTY	EACH	298.21	0.0000
SECONDHAND WINTER JACKET	EACH	414.99	0.0000
UNDERWEAR AV.QLTY MEDIUM SIZE	EACH	126.08	1.3912
VEST FOR MEN AV.QLTY.	EACH	129.98	1.9931
VEST/SHAMEEZ (WOMEN) AVG. QLTY	EACH	153.33	1.5767
SOCKS NYLON (PAKISTANI)	PAIR	84.19	1.5071
BRASSIER AV.QLTY.	EACH	147.15	0.1293
BRASSIER SUP QLTY	EACH	336.32	0.0000
DOPATTA GEORGETTE AV.QLTY.	EACH	285.51	0.3515
DOPATTA COTTON AV GLTY	EACH	225.12	0.8421
CHADDAR (W/WEAR) (2x2.5 MTR)	EACH	439.12	0.2855
LUNG/DHOTI(COTTON) AVG. QLTY	EACH	299.3	0.0000
HANDKERCHIEF AVG. QLTY PAK	EACH	38.88	1.4879
HANDKERCHIEF SUP. QLTY PAK	EACH	61.96	1.5238
GLOVES AV QLTY	PAIR	97.45	0.0000
AZARBAND COTTON AVG. QLTY	EACH	16.98	0.2361
SEWING THREAD/REEL(ASLI PARI)	EACH	6.75	1.5038
WASHING CHARGES PAINT & SHIRT	SUIT	93.53	0.0000
DRY CLEANING SUIT COAT PANT	SUIT	307.61	0.0000
WASHING CH. (KAMIZ-SHALWAR)	PAIR	66.04	0.0000
TAILORING SHIRT	EACH	334.01	0.0120
TAILORING CHARGES PANT (MEN)	EACH	570.02	0.3433
TAILORING COAT-PANT SUIT	SUIT	3597.05	0.0000
TAILORING AWAMI-SUIT (MALE)	SUIT	517.05	0.8878
TAILORING SUIT FEMALE	SUIT	443.84	2.6671
GENTS SHOES PAUL BATA	PAIR	1199	0.0000
GENTS SANDAL BATA	PAIR	699	0.0000
GENTS SPOUNG CHAPPAL BATA	PAIR	179	0.0000
LADIES SANDAL BATA	PAIR	499	0.0000
LADIES SPOUNG CHAPPAL BATA	PAIR	179	0.0000
CHILD SHOE POWER LITE BATA	PAIR	599	0.0000
GENTS SHOE, ART 1109 SERVICE	PAIR	999	0.0000
NYLON JOGGER 27 SIZE 2-5 ***	PAIR	1299	0.0000
CHINA FOOT WEAR AV. QLTY (MALE) *	PAIR	671.99	0.0000
CHINA FOOT WEAR AV. QLTY (FEMALE) *	PAIR	516.46	0.0000
CHINA FOOT WEAR AV. QLTY (CHILDREN) *	PAIR	431.24	0.0000

Contd.

7.11 Inter-city Consumer Prices April, 2015

Description	Unit	Value in Rupees	
		Average	% Change
SHOE REPAIR HALF SOLE	PAIR	98.12	0.0000
SHOES POLISH CHARGES AVERAGE SHOP	PAIR	17.99	1.5810
HOUSING, WATER, ELECT,GAS & OTH FUEL			
HOUSE RENT (combined)	MONTH	6365.83	0.9640
rent 2	pm	6364.63	0.9450
RENT3	PM	6365.83	0.9640
RENT4	PM	6365.83	0.9640
RENT5	PM	6365.83	0.9640
RENT6	PM	6365.83	0.9640
SYNTHETIC ENEMAL ROBIALAC BALTI 3.64 LTR.	EACH	1857.51	1.6377
SYNTHETIC ENEMAL ICI BALTI 3.64 LTR.	EACH	1929.12	0.5735
CEMENT (LOCAL) SPECIFY BRAND NAME	BAG	514.76	-0.2074
BRICKS (NEW) IST CLASS	P/1000	6295.95	0.6352
CEMENT BLOCKS (6"x8"x12")	P/100	2297.31	0.0000
BAJREE	100CFT	3726.58	0.7660
SAND (BLACK PIT SAND)	K100CFT	2157.70	-0.1929
TIMBER SHESHAM LOG IST QUALITY	cubmt.	52257.37	0.0010
IRON BAR (M.S. BAR) 1/2"	P/TON	75052.08	-0.7313
CARPANTER WAGE RATE	P/DAY	791.46	0.3958
MASON (RAJ) WAGE RATE	P/DAY	864.71	0.5091
UNSKILLED LABOUR WAGE RATE	P/DAY	465.35	0.4035
PLUMBER WAGE RSTE	P/DAY	789.55	0.5156
ELECTICIAN WAGE RATE PER DAY **	P/DAY	724.45	1.4579
ELECTICIAN WAGE RATE PER POINT **	P/PNT	116.11	1.0883
WATER CHARGES PER HOUSE	P/MONTH	115.26	0.0000
ELECT.CHARGES UPTO 50 UNITS	P/UNIT	2.00	0.0000
ELECT.CHARGES 01 - 100 UNIT	P/UNIT	5.79	0.0000
ELECT.CHARGES 101 - 300 UNIT	P/UNIT	9.90	0.0000
ELECT.CHARGES 301 - 1000 UNIT	P/UNIT	15.63	0.0000
ELECT.CHARGES ABOVE 1000 UNIT	P/UNIT	17.71	0.0000
ELEC	PM	10.21	0.0000
GAS CHRg upto 3.3719 MMBTU	MMBTU	124.18	0.0000
GAS CHRg 3.3719 - 6.7438 MMBTU	MMBTU	248.37	0.0000
GAS CHRg 6.7438 - 10.1157 MMBTU	MMBTU	248.37	0.0000
GAS CHRg10.1157 - 13.4876 MMBTU	MMBTU	620.91	0.0000
GAS	PM	620.91	0.0000
GAS	PM	372.55	0.0000
KEROSENE OIL	LTR	89.73	1.4586
FIREWOOD WHOLE	40 KG.	511.98	-0.1463
FURNISHING HOUSE HOLD EQUIPMENTS			
CHAIR SHESHAM WOOD WITH ARMS **	EACH	1893.28	0.0000
CHAIR PLASTIC (CHAIRMAN) AVERAGE QUALITY	EACH	750.23	0.1642
TABLE SHESHAM WOOD (4X2X5") ***	EACH	5391.85	0.0232
SOFASET WOODEN WITH FOAM SEAT **	SET	16694.16	0.4862
COT IRON (WITH NIWAR)AV.QLTY.	EACH	2142.29	0.7051
ALMIRAH (STEEL) 6'X3' 20 GUAGE	EACH	9594.92	0.2154
DINNING TABLE 6 CHAIRS A.QLTY	SET	19428.75	0.1934
SINGLE BED WITHOUT FOAM MED.	EACH	5857.59	0.1710
MATRESS SINGLE(4"THICK)	EACH	4832.67	0.0259
FARSHI DARI 12'X9' AV.QLTY	EACH	1262.81	0.0000
DARI COTTON (6'x2 1/2') AV.QL	EACH	575.37	0.0000
CARPET PLAIN AV. QLTY	SQFT.	39.70	0.0000
QUILT (LIHAF) 3 KG. COTTON	EACH	892.86	0.0000
BLANKET (90" x 54")	EACH	3322.52	0.0000
BEDSHEET SINGLE BED SUP.QLTY	EACH	597.92	0.0686
BED SHEET DOUBLE WITH TWO PILLOW COVERS SUP QLTY	SET	1165.34	0.1074
TOWEL(3'x2') AV. QALTY	EACH	236.47	0.0000
CEILING FAN 48" SUPER QLTY **	EACH	3025.04	1.1100
PEDESTAL FAN 22" SUPER QLTY	EACH	4077.63	0.8690
REFG. DAWLENCE 10 CFT. D.DOOR	EACH	30798.75	0.7895
D-FREEZER WAVES 8 CFT.	EACH	29520.00	1.0743
AIRCONDITIONER 1.5 TON PEL	EACH	41552.50	0.0000
SPLIT AIR CONDITIONER 1.5 TON (SPECIFY BRAND NAME)	EACH	44523.33	1.4748

Contd.

7.11 Inter-city Consumer Prices April, 2015

Description	Unit	Value in Rupees	
		Average	% Change
AIRCOLER SUPER ASIA	EACH	11545.63	0.4514
WASHING MACHINE SINGER	EACH	15383.75	0.0813
SEWING MACHINE(SINGER)	EACH	5871.63	1.3180
GIZER LARGE SIZE 30 GALLON CAPACITY SUP QLTY	EACH	18026.25	-0.2490
GAS BURNER DOUBLE SPFY.BRAND	EACH	1714.73	0.2924
ELECT. IRON PHILIPS MDL.1120	EACH	1715.96	0.0000
ELECTRIC JUICER FOR APPLE	EACH	5230.42	0.2077
S.STEEL DEGHCHI MEDIUM SIZE ***	EACH	599.86	0.0000
ALUMINIUM COOKING PAN (DEGCHI) MED SIZE	EACH	578.36	0.0000
NON STICK COOKING PAN (DEGCHI) SUP. QLTY	EACH	838.62	0.0000
FRYING PAN STEEL AVG. QLTY MED. SIZE	EACH	376.52	0.0851
TAWA IORN (MEDIUM SIZE) AVG. QLTY	EACH	304.52	0.0000
S.STEEL PLATE A.QLTY.(M.SIZE)	EACH	73.82	0.0000
TABLE SPOON S.STEEL SUP.QLTY.	DOZEN	364.08	0.1375
WATER SET JUG+6 GLASSES (OMROC)	SET	492.38	0.1526
TEA SET PAK. CHINAWARE 21 PCS.	SET	1762.88	0.2844
DINNER SET PLASTIC 72 PIECES SUPERIOR QLTY	SET	5135.99	0.0731
HOTPOT SET PLASTIC 3 PCS.	SET	1293.89	0.0325
BUCKET(BALTI) PLASTIC MED.SIZ	EACH	330.73	0.1514
LOTA PLASTIC (MED SIZE) AVERAGE QUALITY	EACH	53.06	0.1132
PRESURE COOKER 4 LTR.	EACH	1366.93	0.0000
WATER COOLER 9/10 LTR.PLASTIC ***	EACH	579.45	0.0363
THERMOS STARVAC 1 LTR	EACH	470.44	0.0000
BULB PHILIPS 100-WATTS	EACH	30.70	0.0000
TUBE LIGHT PHILIPS 40 WATTS	EACH	103.98	0.0000
ELECTRIC BLUBS "0" WATTE LOCAL	EACH	21.93	0.0000
ELECTRIC BLUB ENERGY SAVER 14 WATTS	EACH	158.25	0.0000
WASHING SOAP 250 GMS SPECIFY BRAND NAME	EACH	32.41	0.0000
SURF EXCEL 400 GMS POLY BAG	EACH	125.00	0.0000
WASHING POWDER 1000 GRM	EACH	183.44	0.1693
WASHING POWDER (WHEEL/ BONUS) 100 GRAMS	EACH	96.26	0.0000
CLEANSER POWDER VIM 1000 GM	PKT.	72.31	0.0000
FINIS 500 ML	BOTTLE	182.16	0.2090
PHNYLE TYPHONE/FINIS/CARRANITE 3 LITRES	BOTTLE	143.59	0.7861
HARPIC	BOTTLE	136.63	0.2789
BOOT POLISH CHERRY/KIWI 50ML	EACH	100.33	0.0000
ROBIN BLUE (35 GRAMS)	PKT.	41.13	1.8574
TISSU PAPER PERFUMED 100 PCS.	PKT	103.05	1.6272
TOILET PAPER ROLL (R.PETEL)	P/ROLL	37.40	-1.4233
BOOT POLISH LIQUID CHEERY BLOSSOM KIWI 75 ML	BOTTLE	136.75	0.7366
MATCH BOX SMALL	EACH	2.14	28.1437
DRY CELL 1.5 VOLT(LOCAL)	EACH	22.56	0.0000
HAND STITCHING NEEDLE M.SIZE	PACKET	7.65	0.0000
SEWING MACHINE NEEDLE (SINGER)	EACH	6.09	0.0000
HOUSEHOLD SERVANT FEMALE P/T	P/MNTH	1798.04	0.5475
MARRIAGE HALL WITH FURNITURE	P/HEAD	109.61	0.0000
HEALTH			
SEPTRAN TABLETS	10TAB.	15.54	0.0000
BRUFEN TABS 200-MG.	10TAB.	10.00	0.0000
PANADOL TAB. EXTRA/PLAIN	10TAB.	10.00	0.0000
DISPRIN TAB.	10TAB.	10.00	0.0000
TRISIL TAB.	10 TAB	10.00	0.0000
FLAGYL TAB. 200 MG.	10TAB.	10.00	0.0000
VENTOLIN TAB. 2MG.	10TAB.	9.00	0.0000
DAONIL TAB. 5 MG.	10TAB.	17.00	0.0000
ENTOX TAB.	10TAB.	10.00	0.0000
RENITEC TAB. 5 MG.	10TAB.	59.00	0.0000
CAC. 1000 TAB	BOTTLE	122.00	0.0000
AMOXIL CAPSOLE 250 MG.S	10CAP.	36.00	0.0000
CALCIUM SYRUP SANDOZ	BOTTLE	64.00	0.0000
LEDERPLEX SYRUP	BOTTLE	35.00	0.0000
SANCOS SYRUP (50 ML.)	BOTTLE	30.00	0.0000
PHENERGAN SYRUP 120 ML.	BOTTLE	33.00	0.0000
CALPOL SYRUP 60 ML.	BOTTLE	28.00	0.0000

Contd.

7.11 Inter-city Consumer Prices April, 2015

Description	Unit	Value in Rupees	
		Average	% Change
HYDRYLLIN SYRUP 120 ML.	BOTTLE	65.00	0.0000
POLYFAX EYE OINTMENT	TUBE	21.01	0.0000
BETNESOL EYE DROPS	BOTTLE	33.89	0.0000
EAR DROPS (CARDISPORINE) ***	BOTTLE	21.00	0.0000
BETNOVATE-N OINTMENT 5 GMS	TUBE	16.00	0.0000
BURNOL CREAM 30 GRM	TUBE	16.00	0.0000
VICKS VAPORUB/BALM	BOTTLE	36.03	0.0000
GLYCRINE SMALL BOTTLE	BOTTLE	22.69	0.0000
JOUHAR JOSHANDA	PKT.	7.40	0.0000
GALXOS-D (450 GRMS)	PKT.	158.49	0.0000
GRIPE-WATER WOODWARDS	BOTTLE	52.88	0.0000
SANIPLAST ONE PUTTY	EACH	1.86	0.0000
O.R.S. (NIMCOL)	PKT.	15.78	0.0000
DETTOL (MEDIUM)	BOTTLE	46.80	0.0000
COTTON BANDAGE 2" - 4"	EACH	9.35	1.6304
THERMOMETER CHINA	EACH	42.34	0.0000
DOCTOR (MBBS) CLINIC FEE	P/PAT.	173.81	1.4593
URINE TEST (DR) CHARGES	P/TEST	101.91	0.0000
BLOOD TEST (CP) CHARGES	P/TEST	239.88	0.0000
SUGAR TEST (RANDOM/FASTING BOTH) CHARGES	P/TEST	170.03	0.0000
EKG CHARGES	P/TEST	228.11	0.0000
X-RAY (CHEST) CHARGES	P/X-RAY	281.86	0.0000
TRANSPORT			
CAR SUZUKI 800 CC (W/O. A/C)	EACH	645371.43	0.0000
CAR SUZUKI 1000 CC	EACH	1065288.89	0.0000
CAR TOYOTA 1300 CC	EACH	1631960.00	0.0000
CAR HONDA CIVIC	EACH	2098315.79	0.0000
MOTORCYCLE HONDA CD-70.	EACH	66830.59	-4.1009
MOTORCYCLE YAMAHA 100CC.	EACH	80060.29	0.0000
MOTOR CYCLE HERO 70 CC	EACH	45448.53	0.0000
BICYCLE WITH TYRES & TUBES	EACH	7473.61	0.0000
TYRE CAR WITH TUBE GENERAL	EACH	3373.75	-1.2441
TYRE MOTOR CYCLE WITHOUT TUBE	EACH	1186.50	-1.7147
TYRE CYCLE SPECIFY BRAND NAME	EACH	371.83	-0.8506
TYRE CAR W/O TUBE	EACH	3195.15	-2.0458
PETROL SUPER	LITRE	74.29	5.6907
HIGH SPEED DIESEL HSD	LITRE	83.61	3.7216
CNG	K.G.	73.04	0.0000
GAS CYLINDER STAND. SIZE	EACH	1116.58	-9.5945
MOTOR CYCLE SERVICE CHARGES	EACH	257.67	0.3271
CAR SERVICE CHARGES	EACH	332.32	0.0000
TYRE PUNCTURE CHARGES	EACH	61.40	0.2122
CYCLE OVERHAULING CHARGES	EACH	287.91	0.0000
CAR TAX FOR 800CC TO 1300CC	YEARLY	1840.80	0.0000
TRAIN FARE ECO. 1-100 KM.	P/KM.	0.68	0.0000
TRAIN FARE ECO. 101-500 KM.	P/KM.	0.98	0.0000
TRAIN FARE ECO. > 500 KM.	P/KM.	0.89	0.0000
TRAIN FARE IST SLP. 1-100KM	P/KM.	2.10	0.0000
TRAIN FARE IST SLP.101-500 KM	P/KM.	2.59	0.0000
TRAIN FARE IST SLP. > 500 KM	P/KM.	1.99	0.0000
TRAIN FARE A/C SLP. 1-100KM.	P/KM	5.76	0.0000
TRAIN FARE A/C SLP.101-500KM	P/KM.	4.59	0.0000
TRAIN FARE A/C SLP > 500KM.	P/KM	4.16	0.0000
PLATEFORM TICKET	EACH	10.00	0.0000
AUTO RICKSHAW FARES	KM/MIN	56.41	0.0000
FULL TONGA CHARGES	KM/MIN	61.68	0.0000
TAXI 4 SEATER FARE	KM/MIN	79.23	0.0000
BUS FARE MIN (WITHIN CITY)	TICKET	11.47	0.0000
BUS FARE MAX (WITHIN CIT	TICKET	19.89	0.0000
BUS FARE OUTSIDE CITY	P/KM.	0.90	0.0000
A/C BUS FARE OUTSIDE CITY	P/KM.	1.38	0.7299
MINIBUS FARE MIN.WITH IN CITY	TICKET	13.55	0.0000
MINIBUS FARE MAX.WITH IN CITY	TICKET	19.80	0.0000
SUZUKI FARE MIN.WITH IN CITY	TICKET	10.74	0.0000

Contd.

7.11 Inter-city Consumer Prices April, 2015

Description	Unit	Value in Rupees	
		Average	% Change
SUZUKI FARE MAXIMUM W.IN CITY	TICKET	18.36	0.0000
AIR FARE ECONOMY CLASS. COMMUNICATION	P/KM.	19.26	0.0000
POSTAL ENVELOPE DOMESTIC	EACH	8.00	0.0000
ENVELOPE FOR SAUDI ARABIA	EACH	49.63	0.0000
POSTAL REGISTRATION CHARGES	EACH	28.00	0.0000
U.M.S. REG CHARGES MIN.	EACH	58.45	0.0000
T.C.S. CH. MIN.WITH IN ZONE	EACH	130.88	0.0000
TELEPHONE CHARGES LOCAL CALL	P/CALL	3.94	0.0000
TEL CHARGES OUT SIDE CITY	P/CALL	3.94	0.0000
INTERNET CHARGES	P/HOUR	28.89	0.6270
MOBILE CELL CHARGES	P/UNIT	3.07	0.0000
FAX CHARGES (LOCAL)	P/PAGE	17.38	0.0000
TELEPHONE SET AV. QLTY	EACH	765.07	1.0727
MOBILE SET NOKIA/SONY/ERICSON/SAMSUNG WITHOUT CAMERA	EACH	2804.90	0.0671
RECREATION AND CULTURE			
T.V. 20" COLORED WEGA H-A21.	EACH	19452.71	0.0000
T.V 20" COLOR CHINA/KORIA)	EACH	11280.21	0.0000
V.C.P. PANASONIC/LG/NAT	EACH	5436.31	0.0000
DVD/VCD PLAYER PANASONIC/LG	EACH	4169.99	0.1540
RADIO WITH C.PLAYER NATIONAL	EACH	2221.47	0.0000
PERSONNEL COMPUTER (BRANDED)	EACH	43315.50	0.0000
VID. CASSETTE BLK. TDK/SONY	EACH	144.90	0.0000
COM. C.D. (TDK/IMATION)	EACH	53.77	0.0000
TAPE RECORDER CASSETTE BLANK	EACH	46.65	0.0000
VIDEO GAME SEGA 16 BYTE	EACH	1280.88	0.0000
CINEMA A/C. HIGH CLASS	TICKET	93.81	0.0000
CINEMA NON-A/C HIGH CLASS	TICKET	56.65	0.0000
CABLE CHARGES	PER MONT	290.63	0.0000
TV.LICENCE FEE DOMESTIC	YEARLY	420.00	0.0000
ENGLISH BOOK CLASS V1	EACH	70.88	7.2802
ENGLISH BOOK CLASS IX OR X	EACH	95.83	1.1292
ENG. BOOK IST.YR COMPLETE SET	EACH	87.38	1.1577
ENGLISH BOOK BA/B.SC	EACH	163.25	0.0000
URDU BOOK CLASS V (T.B.BORD)	EACH	72.16	3.7975
URDU BOOK CLASS IX/X(T.B.B)	EACH	101.75	0.5534
URDU BOOK IST.YEAR/INTER	EACH	59.87	2.6754
URDU BOOK BA/B.SC	EACH	144.50	0.0000
MATHS BOOK CALSS V (T.B.B)	EACH	72.75	1.0697
MATHS BOOK CLASS IX OR X	EACH	212.90	9.1963
MATHS BOOK IST.YEAR (T.B.B)	EACH	145.73	0.4757
PAKISTAN STUDIES BOOK BA/B.SC	EACH	150.50	0.0000
DAILY "DAWN"	P/COPY	19.00	0.0000
DAILY "JANG"	P/COPY	12.00	0.0000
DAILY "NAWA-E-WAQT"	P/COPY	12.00	0.0000
WEEKLY "AKHBAR-E-JAHAN"	P/COPY	55.00	0.0000
WEEKLY "MAG"	P/COPY	45.00	0.0000
MONTHLY "NAUNEHAL DIGEST"	P/COPY	35.00	0.0000
PAPER FOOLSCAPE (27"x17")	QUIRE	37.71	0.0000
EXERCISE.BOOK LINED 80/100 PGS	EACH	45.30	1.1161
PENCILGOLDFISH/DEER	EACH	6.10	1.6667
PEN INK DOLLOR 57 ML BOTTLE	EACH	21.25	0.0000
PHOTOSTATE PAPER 70 GM	PRT	344.83	0.0000
BALL PEN (local)	EACH	6.15	0.0000
FOUNTAIN PEN HERO/WINGS/CHINA	EACH	42.64	0.0000
EDUCATION			
PRIVATE SCHOOL FEE ENGLISH MEDIUM AVERAGE STANDARD (CLASS I)	PER MONTH	1292.64	11.3136
PRIVATE SCHOOL FEE ENGLISH MEDIUM AVERAGE STANDARD (CLASS V)	PER MONTH	1456.53	13.0899
PRIVATE SCHOOL FEE ENGLISH MEDIUM AVERAGE STANDARD (CLASS VI)	PER MONTH	1593.02	14.2892
PRIVATE SCHOOL FEE ENGLISH MEDIUM AVERAGE STANDARD (CLASS X)	PER MONTH	1888.69	14.9866
PRIVATE MEDICL COLLEGE FEE MBBS (IST YEAR)	PER MONTH	44426.99	0.0000
PRIVATE ENGINEERING COLLEGE FEE (ISTR YEAR)	PER MONTH	11971.70	0.0000

Contd.

7.11 Inter-city Consumer Prices April, 2015

Description	Unit	Value in Rupees	
		Average	% Change
GOVT. COLLEGE FEE IST. YEAR	MONTH	44.99	0.0000
GOVT. COLLEGE FEE 4TH. YEAR	MONTH	59.03	0.0000
GOVT. UNIVERSITY FEE MSC.	MONTH	401.64	0.0000
GOVT. MED. COLLEGE FEE MBBS	MONTH	1302.55	0.0000
GOVT. ENGG. COLL. FEE I YEAR	MONTH	1082.49	0.0000
COACHING FEE FOR CLASS IX/X	PER MONTH	1165.40	0.0000
COACHING CHARGES FOR CLASS IST YEAR/INTER (SCIENCE)	PER MONTH	1684.36	0.3216
COACHING CHARGES FOR CLASS IST YEAR/INTER (COMMERCE)	PER MONTH	1430.69	0.3796
I.T. TUITION FEES	PER MONTH	2448.10	0.0000
MBA TUITION FEES	PER MONTH	6285.11	0.0000
RESTAURANTS AND HOTELS			
BREAD TANDOORI ST. SIZE	EACH	7.61	0.0000
COOKED MUTTON (AV. HOTEL)	PLATE	140.20	0.0000
COOKED BEEF (AV. HOTEL)	PLATE	84.98	0.0000
COOKED DAL (AV. HOTEL)	PLATE	50.27	0.7415
CHICKEN BIRYANI FULL/DOUBLE	PLATE	125.93	0.1033
TEA PREPARED (ORDINARY)	CUP	18.66	0.3226
MISCELLANEOUS GOODS AND SERVICES			
HAIRCUT CHARGES FOR MEN	P/CUT	72.22	0.0000
BEAUTY PORL HAIR STYL CHARGE	P/STY.	265.62	0.3059
SHAVING CHARGES	PER SHV	39.27	2.3723
LIPSTICK S.MISS/MEDORA	EACH	106.63	0.1221
NAIL POLISH S.MISS/MEDORA	EACH	87.19	0.2876
PERFUME MED.SIZE MEDORA/BROACH	EACH	166.36	0.1505
HAIR-OIL AMLA/CHAMBELI	BOTTLE	109.00	0.4608
TOILET SOAP LUX 95 GRAMS	EACH	40.38	0.0000
TOILET SOAP LIFEBOUY 140 GRM	EACH	36.00	0.0000
TOILET SOAP SAFEGUARD BATH SIZE	EACH	48.70	0.0000
TOOTHPASTE MACKLINES 70 GRM	EACH	50.00	0.0000
TOOTHPAST MED SIZE CLGATE 70 GMS	EACH	61.40	0.0000
TOOTHBRUSH SHEILD A/PLAUCUE	EACH	39.42	0.0000
TOOTHPOWDER DENTONIC 90 GRM	EACH	26.28	0.5741
HAIR-COLOUR BEGIN (6 GMS)	EACH	97.17	0.2579
HAIR COLOUR (KALAKOLA)	BOTTLE	125.38	1.0070
FACECREAM PONDS (MEDIUM)	EACH	111.88	0.0000
TALC POWDER VICE ROAY,B.CAT	EACH	133.50	0.0000
BLADE TREET ORDINARY 10'S	PKT.	33.70	0.0000
BLADE 7-O-CLOCK STAIN. 5'S	PKT.	33.48	0.0000
SHAMPOO SUNSILK/PAINTIN 100 ML	BOTTLE	108.25	0.0000
BEAUTY CREAM (FAIR & LOVELY)	EACH	125.43	0.0000
HAIR REMOVING CREAM (EU-CREAM)	TUBE	61.19	0.0000
GEL MEDIUM SIZE	BOTTLE	92.13	2.7892
DISPOSABLE RAZOR GILLET-II	EACH	40.05	0.0000
SHAVING CREAM TOUCH-ME/ADM.	EACH	60.63	0.2149
GOLD TEZABI 24 CT	10 GM.	41039.95	1.2742
SILVER TEZABI 24 CT	10 GM.	631.72	-0.0490
ARTIFICIAL JEWELLARY SET	SET	709.31	2.0414
WRIST WATCH GENTS CITIZEN (ORIGINAL) ***	EACH	3432.14	0.3655
WRIST WATCH LADIES CITIZEN (ORIGINAL) ***	EACH	3421.25	0.3667
WALL CLOCK QUARTZ AV.QLTY	EACH	530.83	0.4124
SUITCASE REXIN (24"x16"x6")	EACH	1081.36	0.2894
TRUNK MEDIUM SIZE ***	EACH	1567.72	0.1597
PURSE LADIES (LEATHER) AVERAGE QUALITY	EACH	680.35	-0.0646

8. PUBLIC FINANCE

8.1 Customs Revenue Receipts

(Million Rupees)

S.No.	Description	Annual				
		2009-10	2010-11	2011-12	2012-13	2013-14
1	Meat, fish and their preparations	41.12	54.90	93.75	151.69	253.87
2	Milk, butter, cheese and honey	1370.56	2769.09	2478.59	2235.00	2879.15
3	Fruits, nuts and vegetables	1340.92	1265.68	1427.16	1554.43	2368.46
4	Coffee, nuts and vegetables	2736.07	3542.19	3547.64	3730.56	3713.70
5	Oil-seeds and miscellaneous fruits	100.26	150.60	120.73	146.20	176.67
6	Vegetable plaiting materials	442.08	472.21	616.43	868.55	998.91
7	Animal and vegetable fats and oil	15512.16	17262.76	18417.04	20247.00	20658.72
8	Sugar and confectionery	211.88	285.07	372.89	291.17	383.73
9	Edible, preparation of cereal & vegetables	2452.93	2862.84	2916.04	3099.12	3991.29
10	Beverages, spirits and vinegars	160.84	221.28	192.14	176.65	179.36
11	Residues on waste from the food industries prepared animal fodder	91.93	61.26	53.16	59.44	141.58
12	Tobacco	256.98	494.52	251.94	144.14	213.57
13	Mineral, fuel, oils and products thereof	19021.22	21401.96	19140.05	20398.80	16760.58
14	Chemicals and chemical products	6666.36	6870.42	6798.82	7327.76	8239.32
15	Pharmaceutical products	1429.65	1565.36	1822.78	1893.71	2111.88
16	Dyes, colours, paints and varnishes	2418.02	2681.43	2538.32	2671.14	3611.13
17	Perfumery, soap and toilet preparations	4303.13	4908.71	3912.94	3778.08	4894.55
18	Albuminodal substances modified stareehes gulesenzymes	174.67	196.53	202.99	215.36	287.14
19	Matches and other explosives	34.88	39.84	22.32	22.61	25.30
20	Photographic and cinematographic goods	1250.49	1336.10	1178.39	1254.43	1583.89
22	Rubber and articles thereof	1710.06	2147.93	2352.45	8820.77	2395.14
23	Leather articles and footwear	1139.60	1835.37	1937.81	2143.80	2051.86
24	Wood & articles of wood wood charcoal	481.10	552.34	557.80	2010.44	542.99
25	Wood, paper and stationery	5001.87	7423.54	6730.50	475.48	6085.09
26	Silk yarn and fabrics	146.12	205.57	130.81	5357.43	139.29
27	Fabrics of wool, flax ramle metal vegetable	262.87	394.64	473.08	136.97	706.41
28	Cotton, Textile fabrics, Paper Yarn	91.55	340.77	786.13	490.74	2065.56
29	Yarn and fabrics of man-made fiber	4072.87	7666.13	7616.66	1422.08	8773.16
30	Carpets & other floor covering	289.14	345.04	432.76	6523.28	285.80
31	Special Woven Fabrics and Variety (58)	222.49	388.49	434.56	274.42	352.95
31	Plastic and articles thereof	7219.28	8831.53	8807.12	349.73	11055.67
32	Textile articles including knitted & crocheted goods	1323.39	2142.72	2254.15	1969.33	2627.81
33	Other madeup textile articles, set worm clothing & textile articles rugs	762.91	1255.90	1336.37	1093.49	1375.49
34	Glass and earthen-ware	2794.13	3132.55	3522.41	3198.22	4459.56
35	Precious metal, stones, pearls & imitation jewellery	90.78	95.09	28.71	40.01	65.58
36	Iron and steel manufactures	10920.60	9677.83	10048.48	10545.65	9211.16
37	Metals other than gold,silver,iron & steel	999.53	1386.38	1144.22	1253.23	1866.33
38	Cutlery, tools articles of base metals	847.20	1038.53	1002.80	1015.61	1324.08
39	Machinery and mechanical appliances	10468.17	10928.56	11605.92	12362.55	13742.20
40	Electric machinery and equipment	9442.90	9528.38	9928.03	10396.39	11325.52
41	Railway and tramway plant and rolling stock	29.06	25.04	125.87	393.05	447.75
42	Motor and other vehicles	25234.13	28097.49	43090.45	42305.56	36314.43
43	Ships, boats and aircraft's	60.68	136.17	117.96	108.57	79.44
44	Clocks and watches and parts thereof	56.51	66.18	47.19	60.14	66.04
45	Arms and ammunitions	371.66	498.63	464.96	507.58	317.19
46	Toys, games and sports goods	408.91	416.83	324.33	278.43	346.34
47	Sub-total (1 to 46)	144463.66	167000.38	181405.65	183798.79	191495.64
48	All other articles	22808.02	26179.32	46869.49	66022.29	58234.50
49	Gross Collection (47 to 48)	167271.68	193179.70	228275.14	249821.08	249730.14
50	Refund & Rebates	5782.91	8527.42	8453.67	10362.12	8731.76
51	Net collection (54-55)	161488.77	184652.28	219821.47	239458.96	240998.38
52	Total imports duty	156554.36	179722.75	213285.30	...	233783.87
53	1 % Ware House Charges	995.88	1598.29	1660.09	...	1182.93
54	Miscellaneous	2987.49	3636.25	3870.35	...	4469.01
55	Export duties	862.40	390.71	471.07	...	475.78
56	25% Export Development Charges	3691.55	5174.30	5291.13	...	6119.22
57	Regularity Duty	2179.98	2544.84	2111.14	...	3699.32

Contd.

8.1 Customs Revenue Receipts

(Million Rupees)

S.No	Description	Monthly			
		Apr,2014	May,2014	Jun,2014	Jul,2014
1	Meat, fish and other preparations	22.21	14.05	14.84	12.98
2	Milk, Butter, Cheese and Honey	133.68	282.79	271.74	427.71
3	Fruits, nuts and vegetables	305.55	194.91	189.68	262.03
4	Coffee, nuts and vegetables	308.61	303.36	351.35	283.77
5	Oil-seeds & miscellaneous fruits	8.11	12.78	28.60	19.74
6	Vegetable plaiting Materials	83.51	46.12	50.11	58.24
7	Animal and vegetable fats and oil	1802.42	1344.88	2585.21	1352.52
8	Sugar and confectionery	36.4	43.77	39.63	43.18
9	Edible, preparation of cereals and vegetables	436.68	310.4	360.69	423.37
10	Beverages, spirits and vinegars	16.83	30.13	17.87	17.77
11	Residues an Waste from the food industries, Prepared animal fodder	16.22	7.27	42.13	250.55
12	Tobacco	15.72	3.74	29.26	4.64
13	Minerals, fuel, oils and products thereof	575.51	1854.4	1719.55	404.45
14	Chemicals and chemicals products	794.45	757.32	666.81	755.49
15	Pharmaceutical products	201.58	191.63	153.68	190.44
16	Dyes, colours, paints and varnishes	326.89	345.83	346.80	344.16
17	Perfumery, soap and toilet preparations	474.55	536.36	449.51	449.21
18	Albuminoidal substances modified starches, glues,enzymes	34.66	24.68	26.33	43.94
19	Matches and other explosives	12.72	0.07	0.07	0.34
20	Photographic and cinematographic goods	144.13	113.82	144.56	146.92
21	Plastic and articles thereof	980.76	1103.6	1136.35	1052.05
22	Rubber and articles thereof	192.31	171.73	223.08	236.40
23	Leather articles and footwear	119.87	190.13	248.47	224.64
24	Wood & articles of wood; wood charcoal	60.84	49.56	55.75	50.18
25	Wood, paper and stationery	555.57	603.56	603.37	605.24
26	Silk yarn and fabrics	12.75	12.36	21.48	21.54
27	Fabrics of Wool, flax, ramle metal, vegetable	73.59	81.25	74.03	74.60
28	Cotton, textile, fibre & other paper & veg yarn	266.55	317.3	113.25	72.30
29	Yarn and fabrics of man-made fiber	854.56	831.16	790.60	1090.82
30	Carpets & other floor covering	28.18	30.54	23.80	26.47
31	Special Woven Fabrics and Variety	29.42	36.08	34.21	41.96
32	Textile articles including knitted & crocheted goods	219.66	275.75	276.07	246.39
33	Other made up textile articles;set;worn coloching & textile articles;rugs	95.37	108.31	110.79	86.55
34	Glasses and earthen/ware	428.19	418.61	396.39	477.58
35	Precious metals,stones,pearls & imitation jewellery	5.95	5.57	12.63	9.93
36	Iron & steel manufactures thereof	875.39	1062.45	1009.74	926.77
37	Metals other than gold, silver, iron & steel	141.58	172.24	161.12	162.86
38	Cutlery, tools articles of base metals	117.84	131.5	140.52	136.48
39	Machinery and mechanical appliances	1197.33	1320.77	1311.33	1290.88
40	Electric machinery and equipment	938.05	1161.31	1616.02	1772.51
41	Railway and tramway plant and rolling stock	216.85	2.1	102.07	197.67
42	Motor and other vehicles	3010.08	2849.85	4154.50	2490.15
43	Ships, boats and Air crafts	3.98	4.22	33.74	17.44
44	Clocks, watches and parts thereof	5.7	7.62	4.21	4.33
45	Arms and ammunitions	52.06	16.93	38.82	12.76
46	Toys, games and sports goods	34.19	37.08	38.82	41.25
47	Sub total (1 to 46)	16267.05	17419.89	20219.58	16861.20
48	All other articles	6609.31	4302.29	12152.68	1053.88
49	Total Import Duty	17630.14	20353.8	30091.19	16880.19
50	Warehouse Charges	108.59	97.63	71.64	51.06
51	Regularity Duty	355.07	267.08	362.43	374.05
52	Miscellienous	348.68	439.57	1199.07	206.77
53	0.25 % Export Development Charges	489.93	509.18	557.62	392.42
54	Export Duties	41.48	54.93	90.28	10.59
55	Gross	18973.89	21722.19	3272.23	17915.08
56	Refund	15.66	17.99	45.48	97.21
57	Rebate	550.22	535.5	167.88	1038.57
58	Refund & Rebate	565.88	553.49	213.36	1135.78
59	Net	18408.01	21168.70	3058.87	16779.30

Contd.

8.1 Customs Revenue Receipts

(Million Rupees)

.0.	Description	Monthly				
		Aug,2014	Sep.,2014	Oct,2014	Nov, 2014	Dec, 2014
1	Meat, fish and other preparations	19.81	26.68	30.89	31.99	36.03
2	Milk, Butter, Cheese and Honey	272.58	179.07	345.79	325.24	535.15
3	Fruits, nuts and vegetables	175.33	253.75	298.69	233.24	229.56
4	Coffee, nuts and vegetables	310.15	403.13	370.42	277.03	402.46
5	Oil-seeds & miscellaneous fruits	182.22	171.81	67.77	119.20	106.58
6	Vegetable plaiting Materials	64.24	68.06	76.25	70.06	68.00
7	Animal and vegetable fats and oil	1828.05	2104.21	1855.01	1806.09	1813.21
8	Sugar and confectionery	42.42	39.95	37.47	39.22	51.58
9	Edible, preparation of cereals and vegetables	425.45	407.18	433.37	405.91	376.03
10	Beverages, spirits and vinegars	26.71	27.21	7.07	13.02	12.31
11	Residues an Waste from the food industries, Prepared animal fodder	252.85	384.32	139.78	293.21	196.84
12	Tobacco	10.17	32.90	9.95	10.62	11.90
13	Minerals, fuel, oils and products thereof	1612.87	1538.05	1554.15	1696.47	1386.53
14	Chemicals and chemicals products	857.95	867.72	946.05	790.64	936.73
15	Pharmaceutical products	225.55	229.62	210.96	242.59	196.35
16	Dyes, colours, paints and varnishes	399.82	317.39	278.21	240.00	340.85
17	Perfumery, soap and toilet preparations	574.62	539.57	591.89	499.55	505.78
18	Albuminoidal substances modified starches, glues,enzymes	44.39	36.97	45.80	39.18	39.63
19	Matches and other explosives	0.18	0.36	1.86	1.50	0.26
20	Photographic and cinematographic goods	170.59	157.64	154.68	109.42	152.21
21	Plastic and articles thereof	1235.66	1035.36	1029.67	1035.43	1038.57
22	Rubber and articles thereof	306.82	303.35	274.98	250.11	269.47
23	Leather articles and footwear	183.57	339.28	258.17	188.61	202.68
24	Wood & articles of wood; wood charcoal	61.16	64.98	56.27	71.37	66.48
25	Wood, paper and stationery	716.91	806.02	722.50	671.38	626.72
26	Silk yarn and fabrics	19.81	22.04	24.48	26.21	28.00
27	Fabrics of Wool, flax, ramle metal, vegetable	76.38	85.35	91.14	71.84	87.85
28	Cotton, textile, fibre & other paper & veg yarn	56.99	61.44	71.51	85.58	82.14
29	Yarn and fabrics of man-made fiber	1077.94	1011.16	993.00	899.77	942.72
30	Carpets & other floor covering	24.07	24.61	24.42	23.04	28.92
31	Special Woven Fabrics and Variety	43.70	43.95	37.91	41.78	36.34
32	Textile articles including knitted & crocheted goods	258.34	355.29	368.43	314.24	294.89
33	Other made up textile articles;set;worn cololthing & textile articles;rugs	142.87	147.60	128.63	140.84	171.55
34	Glasses and earthen/ware	474.52	514.30	453.06	437.63	630.75
35	Precious metals,stones,pearls & imitation jewellery	6.06	5.62	10.76	9.07	5.37
36	Iron & steel manufactures thereof	1198.61	1341.61	1155.63	1114.59	1273.81
37	Metals other than gold, silver, iron & steel	226.02	201.35	202.87	160.54	240.26
38	Cutlery, tools articles of base metals	126.66	133.03	124.70	121.93	152.36
39	Machinery and mechanical appliances	1462.62	1604.48	1530.84	1598.54	1703.19
40	Electric machinery and equipment	2272.13	2327.26	1877.58	1813.17	1848.15
41	Railway and tramway plant and rolling stock	76.66	18.70	133.19	10.50	122.34
42	Motor and other vehicles	3913.49	4299.60	3895.38	3663.75	3625.32
43	Ships, boats and Air crafts	109.90	125.67	87.13	94.16	29.35
44	Clocks, watches and parts thereof	4.14	5.38	4.29	6.14	8.79
45	Arms and ammunitions	44.37	50.76	25.90	32.87	57.98
46	Toys, games and sports goods	31.84	36.31	31.17	29.42	36.42
47	Sub total (1 to 46)	21647.19	22750.09	21069.67	20156.69	21008.41
48	All other articles	1112.05	4378.10	1506.27	2492.11	6569.86
49	Total Import Duty	21536.14	25195.40	21263.33	21421.55	26119.72
50	Warehouse Charges	60.90	81.84	76.79	72.97	61.15
51	Regularity Duty	409.68	448.88	394.35	388.60	418.89
52	Miscellienous	234.30	836.78	269.70	287.83	387.30
53	0.25 % Export Development Charges	491.84	537.22	504.42	453.38	552.21
54	Export Duties	26.39	28.06	67.32	35.93	44.78
55	Gross	22759.25	27128.18	22575.91	22660.26	27584.05
56	Refund	23.30	137.90	3.67	60.71	3.92
57	Rebate	1060.12	922.04	746.40	672.19	559.31
58	Refund & Rebate	1083.42	1059.94	750.07	732.90	563.23
59	Net	21675.83	26068.24	21825.84	21927.36	27020.82

Source: Federal Board of Revenue, Islamabad.

8.1 Customs Revenue Receipts

(Million Rupees)

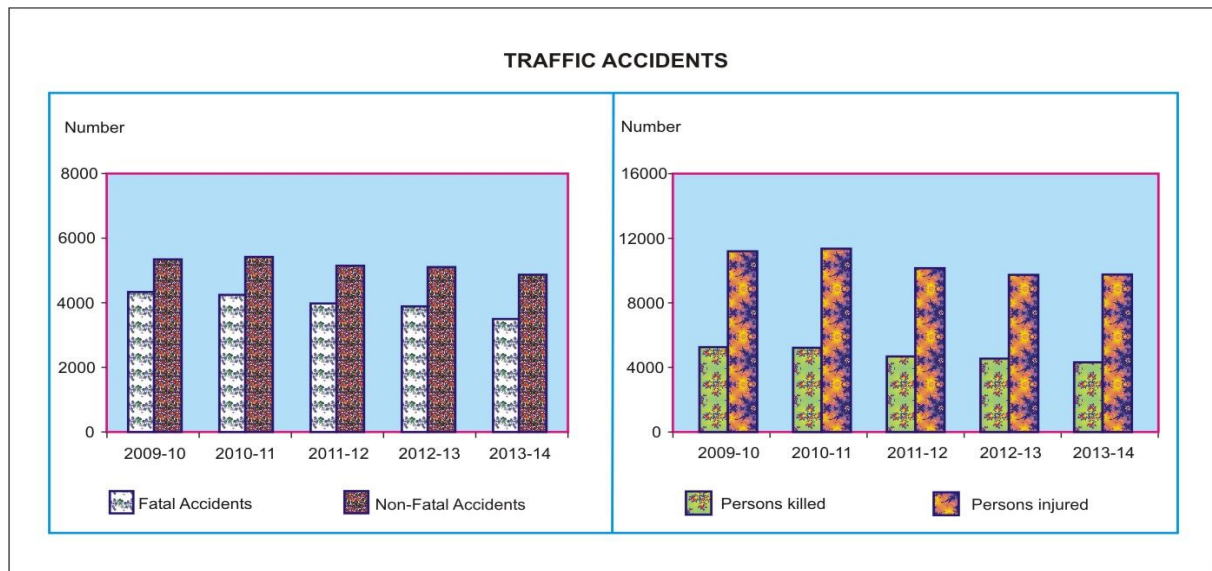
.0.	Description	Monthly			
		Jan, 2015	Feb, 2015	Mar, 2015	Apr, 2015
1	Meat, fish and other preparations	40.23	40.44	18.28	26.71
2	Milk, Butter, Cheese and Honey	622.74	252.93	389.62	582.66
3	Fruits, nuts and vegetables	202.28	172.61	185.20	302.26
4	Coffee, nuts and vegetables	402.28	326.54	428.59	379.91
5	Oil-seeds & miscellaneous fruits	71.62	51.60	70.66	61.79
6	Vegetable plaiting Materials	65.36	69.78	79.22	84.75
7	Animal and vegetable fats and oil	1397.76	1544.07	1628.37	1466.80
8	Sugar and confectionery	48.99	35.37	31.60	56.69
9	Edible, preparation of cereals and vegetables	429.35	420.89	376.30	540.68
10	Beverages, spirits and vinegars	14.44	10.97	26.96	25.54
11	Residues an Waste from the food industries, Prepared animal fodder	129.57	261.94	199.87	116.98
12	Tobacco	13.06	6.61	7.13	7.61
13	Minerals, fuel, oils and products thereof	1121.12	1049.68	1275.65	2591.20
14	Chemicals and chemicals products	737.16	789.15	861.17	978.75
15	Pharmaceutical products	137.79	179.86	228.16	195.16
16	Dyes, colours, paints and varnishes	355.99	315.23	355.76	376.83
17	Perfumery, soap and toilet preparations	453.01	433.66	493.66	549.15
18	Albuminoidal substances modified starches, glues,enzymes	43.60	36.09	38.39	37.26
19	Matches and other explosives	0.58	4.96	1.55	3.91
20	Photographic and cinematographic goods	158.28	138.01	140.68	125.18
21	Plastic and articles thereof	926.68	997.36	1150.04	1156.24
22	Rubber and articles thereof	225.98	180.10	281.01	284.41
23	Leather articles and footwear	163.75	197.34	109.04	74.51
24	Wood & articles of wood; wood charcoal	78.20	60.73	68.88	84.38
25	Wood, paper and stationery	535.32	700.61	692.41	831.15
26	Silk yarn and fabrics	44.00	33.11	16.83	23.03
27	Fabrics of Wool, flax, ramle metal, vegetable	98.55	91.67	79.57	71.52
28	Cotton, textile, fibre & other paper & veg yarn	80.03	104.62	114.72	93.89
29	Yarn and fabrics of man-made fiber	917.70	937.12	816.64	887.70
30	Carpets & other floor covering	32.81	24.22	32.81	31.07
31	Special Woven Fabrics and Variety	34.74	40.24	32.94	28.84
32	Textile articles including knitted & crocheted goods	271.36	320.94	236.11	173.17
33	Other made up textile articles;set;worn colothing & textile articles;rugs	175.46	127.64	126.53	106.54
34	Glasses and earthen/ware	560.82	475.74	411.69	344.93
35	Precious metals,stones,pearls & imitation jewellery	5.73	6.17	5.22	5.62
36	Iron & steel manufactures thereof	1403.72	828.49	1053.98	2508.75
37	Metals other than gold, silver, iron & steel	156.09	222.59	195.87	234.49
38	Cutlery, tools articles of base metals	134.88	128.97	139.57	96.69
39	Machinery and mechanical appliances	1568.77	1827.42	1825.21	2062.73
40	Electric machinery and equipment	2052.09	1450.86	1605.12	1898.06
41	Railway and tramway plant and rolling stock	22.36	328.33	14.75	94.38
42	Motor and other vehicles	4718.72	3224.99	3832.66	5361.26
43	Ships, boats and Air crafts	31.94	105.61	113.61	69.26
44	Clocks, watches and parts thereof	4.35	4.47	2.95	4.23
45	Arms and ammunitions	32.28	12.98	13.75	20.04
46	Toys, games and sports goods	37.66	45.61	50.89	55.59
47	Sub total (1 to 46)	20759.20	18618.32	19859.62	25112.30
48	All other articles	3406.01	4377.11	8922.17	1319.94
49	Total Import Duty	22514.52	20401.38	25285.22	22987.47
50	Warehouse Charges	69.64	86.67	62.64	63.67
51	Regularly Duty	639.32	1689.43	2491.35	2525.05
52	Miscellaneous	364.39	350.08	364.54	348.23
53	0.25 % Export Development Charges	542.77	430.91	535.18	488.38
54	Export Duties	34.55	36.93	43.23	19.41
55	Gross	24165.19	22995.40	28782.16	26432.21
56	Refund	25.14	34.11	45.30	31.37
57	Rebate	779.47	853.44	572.35	534.43
58	Refund & Rebate	804.61	887.55	617.65	565.80
59	Net	23360.58	22107.85	28164.51	25866.41

Source: Federal Board of Revenue, Islamabad.

9. SOCIAL

9.1 Data on Traffic Accidents

Year/Month	Total Number of Accidents	Accident		Persons		Total Number of Vehicles Involved
		Fatal	Non - Fatal	Killed	Injured	
PAKISTAN						
2009-10	9747	4378	5369	5280	11173	10496
2010-11	9723	4280	5443	5271	11383	10822
2011-12	9140	3966	5174	4758	10145	9986
2012-13*	8988	3884	5104	4719	9710	9876
2013-14*	8359	3500	4859	4348	9777	9423
2014 Apr	607	235	372	331	759	705
May	617	231	386	311	773	730
Jun	712	291	421	377	905	821
Jul	674	265	409	336	752	778
Aug	613	246	367	310	855	699
Sep	606	245	361	284	732	695
Oct	771	312	459	376	1012	896
Nov	609	280	329	388	862	711
Dec	628	252	376	291	730	723
2015 Jan	569	236	333	288	675	653
Feb	562	218	344	263	681	596
Mar	636	273	363	347	797	712
Apr	741	305	436	357	818	830



Note: Data from July,2012 onward includes ICTs.

* Included Islamabad

Contd.

9.1 Data on Traffic Accidents

Year/Month	Total Number of Accidents	Accident		Persons		Total Number of Vehicles Involved
		Fatal	Non - Fatal	Killed	Injured	
2012-13	201	107	94	109	180	212
2013-14	256	120	136	132	206	256
ISLAMABAD						
2014 Apr	24	10	14	12	23	24
May	22	8	14	8	18	22
Jun	20	11	9	11	13	20
Jul	17	12	5	13	17	18
Aug	9	5	4	6	6	9
Sep	10	4	6	4	8	10
Oct	22	9	13	10	19	22
Nov	20	10	10	11	12	20
Dec	20	8	12	8	12	20
2015 Jan	21	11	10	11	6	21
Feb	21	9	12	11	44	21
Mar	13	6	7	7	10	13
Apr	22	12	10	12	14	22
PUNJAB						
2009-10	5344	2590	2754	3083	5856	5344
2010-11	5420	2591	2829	3167	5809	5420
2011-12	4990	2361	2629	2888	5071	4990
2012-13	4587	2213	2374	2692	4515	4587
2013-14	3696	1717	1979	2145	3941	3696
2014 Apr	258	106	152	135	232	258
May	235	101	134	145	273	235
Jun	267	118	149	158	290	267
Jul	235	113	122	140	216	235
Aug	229	105	124	126	272	229
Sep	233	112	121	134	306	233
Oct	324	145	179	169	430	324
Nov	223	116	107	149	317	223
Dec	249	108	141	128	296	249
2015 Jan	207	106	101	133	236	207
Feb	228	98	130	117	287	228
Mar	278	141	137	175	367	278
Apr	290	129	161	157	365	290
SINDH						
2009-10	1465	883	582	1031	1261	1580
2010-11	1270	758	512	927	1071	1541
2011-12	1054	681	373	756	681	1121
2012-13	935	582	353	696	637	960
2013-14	945	613	332	791	893	1103
2014 Apr	66	42	24	98	158	92
May	72	45	27	55	83	113
Jun	70	47	23	70	136	91
Jul	72	46	26	60	51	84
Aug	65	44	21	62	48	78
Sep	75	49	26	56	53	94
Oct	55	41	14	54	54	62
Nov	69	45	24	105	108	84
Dec	76	48	28	53	84	94
2015 Jan	77	50	27	55	96	83
Feb	85	56	29	68	59	93
Mar	74	48	26	71	78	86
Apr	91	61	30	67	35	100

Contd.

9.1 Data on Traffic Accidents

Year/Month	Total Number of Accidents	Accident		Persons		Total Number of Vehicles Involved
		Fatal	Non - Fatal	Killed	Injured	
KHYBER P.K.						
2009-10	2559	712	1847	921	3560	3128
2010-11	2722	773	1949	986	4153	3479
2011-12	2772	785	1987	953	3913	3501
2012-13	2968	846	2122	1059	4016	3736
2013-14	3120	877	2243	1033	4257	3934
2014 Apr	230	61	169	70	306	298
May	261	67	194	91	360	328
Jun	320	99	221	114	396	388
Jul	326	83	243	112	444	411
Aug	277	78	199	102	491	345
Sep	257	67	190	75	321	314
Oct	343	103	240	116	449	450
Nov	280	95	185	108	395	362
Dec	256	72	184	85	294	325
2015 Jan	245	64	181	79	300	319
Feb	209	49	160	59	257	236
Mar	241	66	175	77	308	297
Apr	308	86	222	103	371	387
BALUCHISTAN						
2009-10	379	193	186	245	496	444
2010-11	311	158	153	191	350	382
2011-12	324	139	185	161	480	374
2012-13	297	136	161	163	362	381
2013-14	342	173	169	247	480	434
2014 Apr	29	16	13	16	40	33
May	27	10	17	12	39	32
Jun	35	16	19	24	70	55
Jul	24	11	13	11	24	30
Aug	33	14	19	14	38	38
Sep	31	13	18	15	44	44
Oct	27	14	13	27	60	38
Nov	17	14	3	15	30	22
Dec	27	16	11	17	44	35
2015 Jan	19	5	14	10	37	23
Feb	19	6	13	8	34	18
Mar	30	12	18	17	34	38
Apr	30	17	13	18	33	31

Source: Provincial Police Departments & ICT Police.

9.2 Data on Telecommunication 2015

Months	Distribution of Cellular Mobile Subscribers					
	Total	Moblink	CM Pak	Ufone	Telenor	Warid
Jan	136482096	38384557	27406675	21782905	36509373	12398586
Feb	136630891	38378938	27693987	21718480	36724230	12115256
Mar	134907976	38184925	27429830	21507765	36598171	11187285
Apr	131865579	38149067	27217698	18257842	37313551	10927421
May						
Jun						
Jul						
Aug						
Sep						
Oct						
Nov						
Dec						

Source : Pakistan Telecommunication Authority, Islamabad.

9.3 Visitors at Archaeological Museum in Pakistan

Area/ attraction	February,2015		March,2015		April,2015	
	Foreigner	National	Foreigner	National	Foreigner	National
PAKISTAN	1257	110359	1664	130802	1567	157294
ISLAMABAD	430	52363	564	48144	672	80165
Pakistan Museum of Natural History	8	4033	14	3651	15	6984
Lok Virsa Heritage Museum	135	15726	283	15377	217	32053
Pakistan Monument Museum	167	32231	170	28679	290	40758
Pakistan Railway Heritage Museum	120	373	97	437	150	370
PUNJAB	469	45582	651	65205	585	64876
Lahore Museum Lahore	130	13877	264	22381	233	23713
Allama Iqbal Library & Museum, Sialkot.	2	800	2	590	3	610
Museum, Taxila, Rawalpindi	40	3200	50	4700	100	2800
Museum, Harappa, Sahiwal.	47	7903	51	8353	19	7427
Allama Iqbal Museum, Javid Manzil, Lahore	7	2397	8	2791	5	2153
PMDC Khewara Mines Museum, Chakwal	243	17405	276	26390	225	28173
SINDH	344	10890	445	15985	305	9635
National Museum of Pakistan, Karachi	35	2927	86	1762	14	1550
Sindh Provincial Museum, Hyderabad.	20	1930	14	2150	16	2021
Museum, Banbhore, Thatta.	2	541	4	741	1	433
Museum, Moenjodaro, Larkana.	16	2511	121	9476	27	3797
Museum Umerkot, Tharparkar.	-	1603	-	930	-	677
Quid-e-Azam Birth Place, Karachi.	2	78	5	76	7	27
Quid-e-Azam House Museum, Karachi.	269	1300	215	850	240	1130
KHYBER PAKHTUNKHWA	14	1499	4	1428	5	2583
Peshawar Museum, Peshawar.	14	1132	4	1072	5	1666
Museum Saidu Sharif, Swat.	-	123	-	174	-	568
Dir Museum, Chakdara	-	244	-	182	-	349
BALUCHISTAN	-	25	-	40	-	35
Museum Balochistan, Quetta.	-	25	-	40	-	35

Source:-Department of Archaeology and Museum,
Government of Pakistan & Provincial Government

9.4 Visitors at Heritage Site in Pakistan

Area/ attraction	February,2015		March,2015		April,2015	
	Foreigner	National	Foreigner	National	Foreigner	National
PAKISTAN	378	79720	801	105763	565	93795
PUNJAB	293	60819	359	81196	420	73017
Jahangir's Tomb, Lahore	30	6500	50	8000	40	7600
Shalimar Garden, Lahore	41	18366	58	34140	41	29435
Royal Fort (Shahi Qila), Lahore	120	15350	130	15503	200	15755
Hiran Minar & Tank, Sheikhpura	15	9500	20	10500	20	10000
Harappa, Sahiwal	47	7903	51	8353	19	7427
Taxila, Rawalpindi	40	3200	50	4700	100	2800
SINDH	33	8497	375	12347	81	7049
Banbhore , Thatta.	2	541	4	741	1	433
Makli Hill Monument, Thatta	15	3842	250	1200	53	2142
Moenjodaro, Larkana.	16	2511	121	9476	27	3797
Umerkot Fort, Tharparkar.	-	1603	-	930	-	677
KHYBER PAKHTUNKHWA.	52	10404	67	12220	64	13729
Remains of Takht-i-Bhai, Mardan	2	9800	7	11500	9	13300
Butkara Site Museum, Saidu Sharif, Swat	-	4	-	20	-	29
Julian Site, Haripur	50	600	60	700	55	400
BALUCHISTAN						

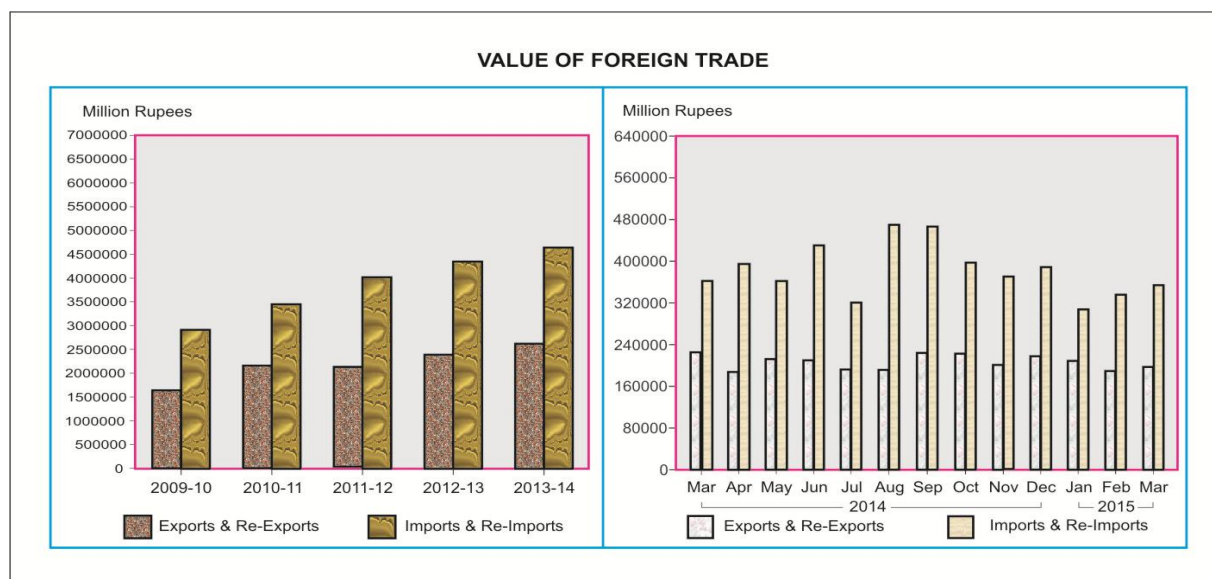
Source: Department of Archaeology and Museum.
Government of Pakistan & Provincial Government.

10. TRADE

10.1 Value of Foreign Trade

(Million Rupees)

Year / Month	Exports	Re-Exports	Imports	Re-Imports	Balance of Trade
2009-10	1,617,457.6	23,470.1	2,910,975.3	14.3	-1,270,061.9
2010-11	2,120,846.7	30,576.3	3,455,285.6	2,072.6	-1,305,935.2
2011-12	2,110,605.5	18,570.2	4,009,093.0	--	-1,883,049.0
2012-13	2,366,477.8	9,946.3	4,349,879.5	--	-1,973,455.4
2013-14	2,583,463.2	16,369.1	4,630,520.8	1,855.7	-2,032,544.2
2014 Mar	223,104.2	2,577.1	362,608.8	22.3	-136,949.8
Apr	185,909.4	2,396.8	395,104.7	113.5	-206,912.0
May	208,315.8	3,769.7	361,817.2	2.1	-149,733.8
Jun	198,680.7	2,303.5	425,228.9	1,695.5	-225,940.2
Jul	189,756.5	2,293.2	319,670.1	1,827.6	-129,448.0
Aug	190,351.2	1,903.5	469,537.5	1,999.0	-279,281.8
Sep	222,613.8	1,243.3	464,876.3	1,898.8	-242,918.0
Oct	200,455.8	1,746.2	435,657.9	1,808.0	-235,263.9
Nov	199,310.3	820.7	366,214.90	1,966.3	-168,050.2
Dec	216,620.3	1,318.0	386,514.6	1,857.8	-170,434.1
2015 Jan	207,163.2	1,697.7	306,222.9	1,547.5	-98,909.5
Feb	190,530.2	2,308.9	334,335.3	1,854.1	-143,350.3
Mar	196,002.1	1563.8	352,412.9	1387.4	-156,234.4



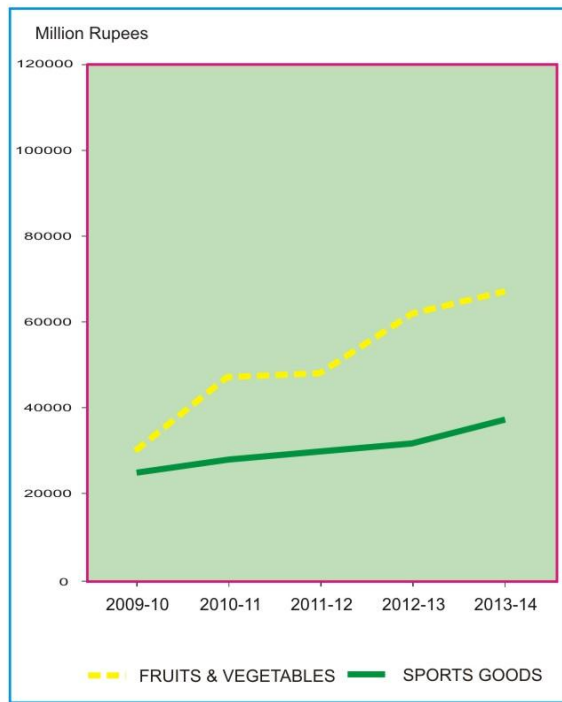
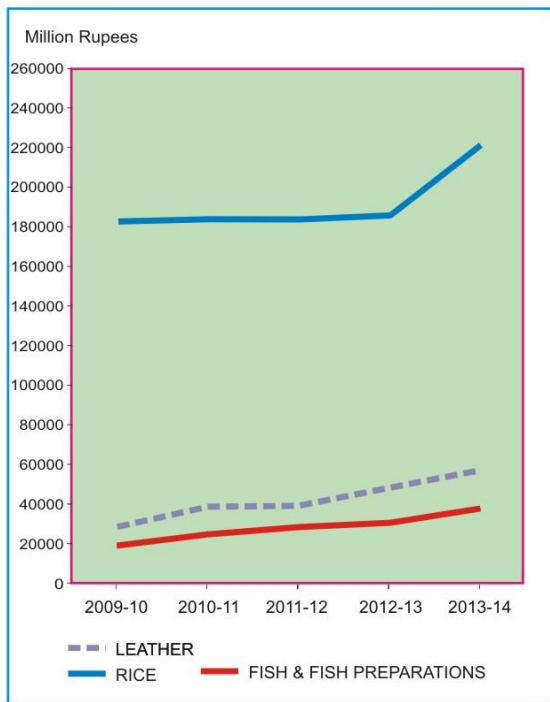
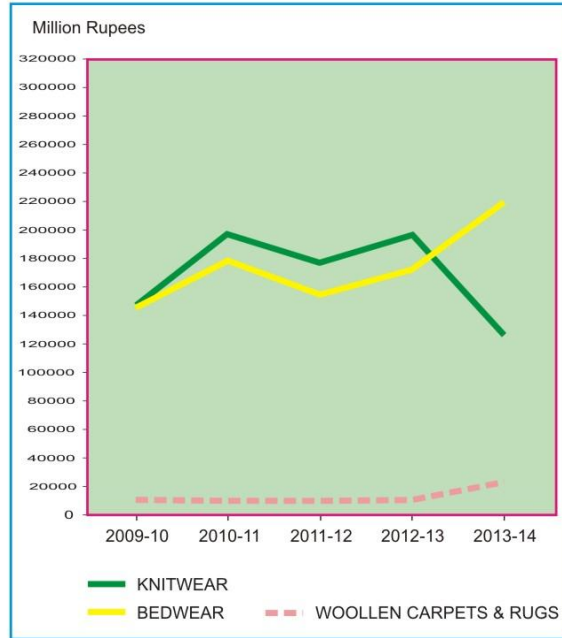
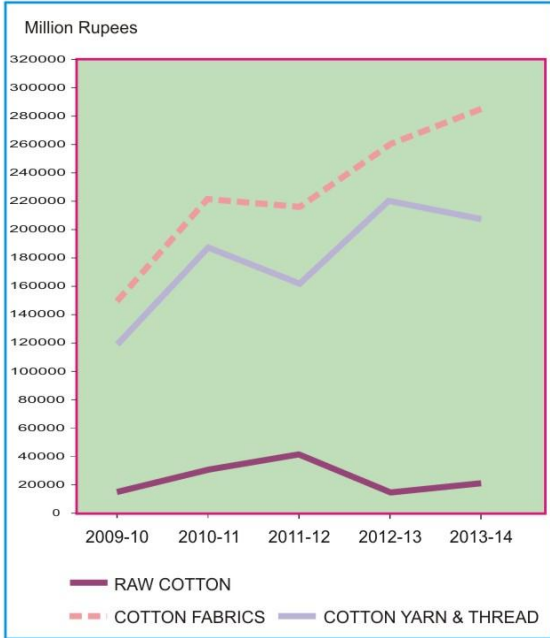
10.2 Exports by Commodity/Group

(Million Rupees)

Year/Month	Raw Cotton	Cotton Fabrics	Cotton Yarn and Thread	Knitwear	Bedwear	Woollen Carpets & Rugs	Leather	Rice	Fish & Fish Preparations	Fruits & Vegetables	Sports goods
2009-10	16,365.5	150,935.5	120,767.9	147,864.8	146,195.1	11,119.1	28,698.3	183,370.3	19,049.8	30,243.8	25,020.8
2010-11	31,168.4	224,257.0	188,271.8	197,144.5	178,596.0	11,034.4	39,744.3	184,674.6	25,313.9	47,895.6	28,208.4
2011-12	41,392.6	218,159.8	163,403.5	176,652.4	155,108.3	10,113.5	39,841.2	184,405.0	28,597.6	48,321.8	30,241.0
2012-13	14,888.1	260,237.5	219,017.0	197,434.3	172,724.2	11,484.6	48,455.7	186,623.1	30,759.1	62,126.8	32,375.2
2013-14	21,352.5	285,130.2	207,199.9	235,564.7	219,961.7	12,616.2	56,496.4	222,906.7	37,917.6	66,703.9	37,259.6
2014 Mar	1,885.9	24,921.0	18,762.0	18,398.4	18,533.1	913.1	5,283.2	21,663.6	3,069.5	7,078.2	3,529.0
Apr	1,381.7	21,209.4	13,349.7	16,875.5	15,509.6	870.4	4,988.7	17,870.3	3,836.9	3,777.0	4,012.3
May	752.2	22,338.1	14,704.1	24,682.8	18,870.4	1,051.2	5,943.4	16,072.9	4,180.2	3,219.6	3,781.1
Jun	135.7	19,462.9	13,335.5	20,095.7	17,627.5	739.2	5,102.2	14,747.0	3,247.0	2,668.0	3,495.5
Jul	329.6	20,936.9	13,344.6	23,137.3	19,620.5	962.0	3,845.4	12,368.3	2,091.6	2,903.3	3,440.3
Aug	1,615.0	19,224.8	16,201.8	17,462.7	15,357.5	704.7	3,762.2	10,462.1	1,976.3	3,268.4	2,383.9
Sep	3,117.6	23,207.9	17,870.6	22,584.1	20,639.1	860.7	4,785.7	13,596.0	3,865.8	3,132.6	2,853.2
Oct	2,555.1	20,973.9	17,561.8	21,445.4	18,430.1	999.1	3,999.2	15,892.3	3,531.9	3,145.8	1,994.7
Nov	2,356.3	19,434.6	18,725.7	19,040.1	17,521.5	1,354.6	4,150.3	22,515.7	3,591.2	4,047.4	2,156.6
Dec	1,585.7	21,282.7	17,378.4	21,313.2	16,949.6	1,734.0	4,642.8	24,020.2	3,157.0	9,362.0	2,902.4
2015 Jan	1,905.8	20,796.4	17,098.6	20,459.6	18,280.6	1,024.3	4,365.0	20,600.6	2,823.3	10,718.4	2,774.1
Feb	681.9	22,347.3	17,411.4	18,327.4	16,273.6	563.1	3,345.5	17,560.0	1,947.2	9,916.9	2,848.8
Mar	274.3	21,520.2	13,636.1	16,936.9	15,740.5	963.6	4,230.9	21,882.1	2,702.9	7,731.1	2,940.7

* Provisional

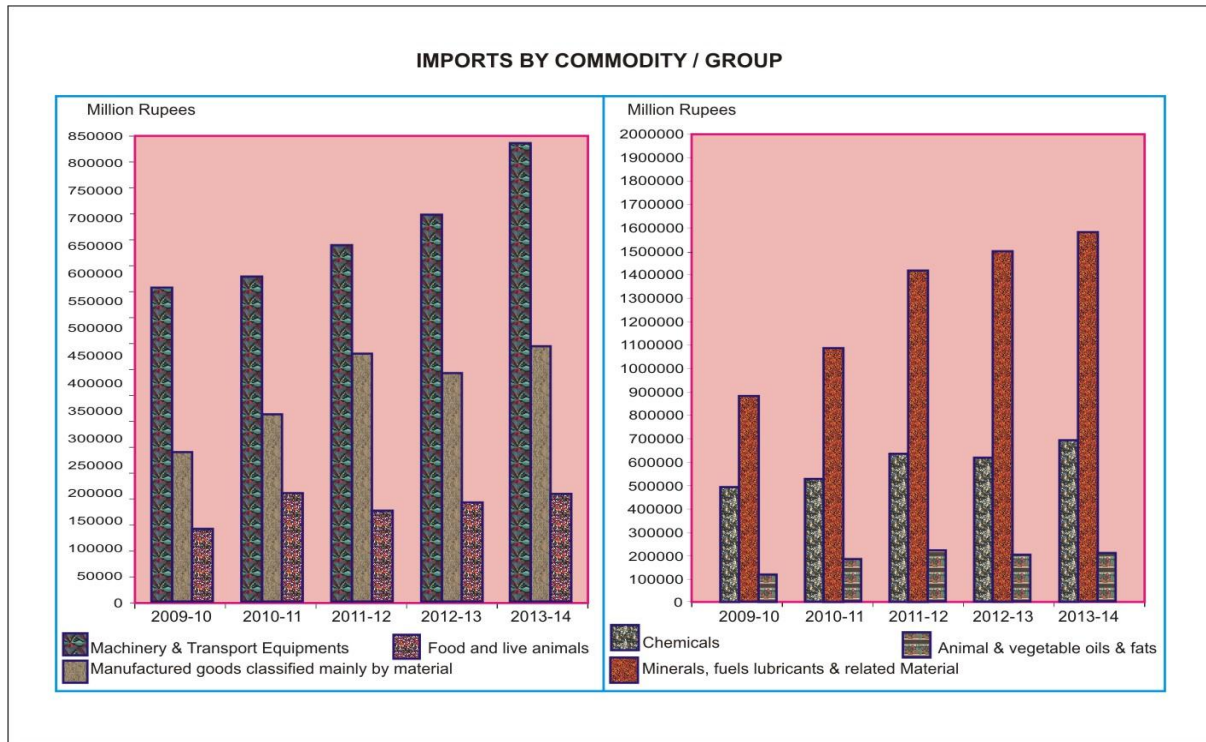
EXPORTS BY COMMODITY/GROUP



10.3 Imports by Commodity/Group

(Million Rupees)

Year/Month	Machinery and Transport equipment	Manufactured goods classified mainly by material	Food and Live animals	Chemicals	Mineral Fuels, Lubricants and related materials	Animal or Vegetable oils & fats
2009-10	616,893.3	294,972.2	141,005.7	492,227.1	883,653.4	120,975.4
2010-11	639,389.0	369,322.2	214,132.4	528,988.9	1,084,764.7	190,133.7
2011-12	699,993.9	482,498.6	179,555.6	637,823.7	1,420,173.6	228,731.4
2012-13	783,966.3	444,919.9	190,555.4	621,466.0	1,504,034.0	205,311.0
2013-14	886,479.3	496,850.9	221,052.9	691,397.7	1,570,968.0	213,427.6
2014						
Mar	66,202.0	49,455.2	22,109.7	57,946.6	102,889.0	16,516.7
Apr	80,773.6	45,007.3	17,651.1	56,791.1	130,314.2	18,553.8
May	71,020.1	44,858.7	14,418.7	57,466.7	121,108.5	14,707.6
Jun	84,048.6	45,276.6	21,065.8	58,056.7	148,501.6	27,051.9
Jul	64,019.1	41,103.5	21,926.6	53,074.5	94,054.8	13,988.1
Aug	89,770.0	47,987.5	21,194.0	69,577.2	164,361.5	18,946.4
Sep	84,001.0	52,860.9	32,409.1	64,611.4	151,853.8	20,450.8
Oct	93,907.2	46,191.5	33,891.0	72,678.8	131,710.2	17,323.8
Nov	75,153.8	45,485.3	24,174.4	59,429.4	102,987.1	16,598.9
Dec	89,189.9	49,005.4	22,955.5	70,029.1	89,607.7	16,460.9
2015						
Jan	76,282.9	45,445.9	20,431.4	48,730.7	62,162.6	12,815.7
Feb	83,370.8	43,542.6	20,085.0	61,756.5	74,516.8	13,836.8
Mar	85,025.8	43,610.4	19,864.3	62,032.5	81,860.3	14,289.9



10.4 Exports by Selected Commodities in Dollars

(In Thousand Dollar)

GROUPS/COMMODITIES	UNIT	MARCH, 2015		CUML, FROM JUL, 2014		MARCH, 2014		CUML, FROM JUL., 2013	
		QUANTITY	VALUE	QUANTITY	VALUE	QUANTITY	VALUE	QUANTITY	VALUE
GRAND TOTAL			1926125		17921233		2231539		19072164
A.PRIMARY COMMODITIES			399023		3190222		384213		3144014
01.RICE	MT	455027	215037	2948187	1569731	338415	216685	2970319	1667043
(I) RICE BASMATI	MT	46197	50990	388665	461065	61249	76460	479751	542418
(II) RICE OTHER VARIETIES	MT	408830	164046	2559522	1108667	277166	140225	2490568	1124625
02.FISH AND FISH PREPARATIONS	KG	10481575	26561	99203275	253497	12896085	30702	102966927	254728
03.FRUILS & VEGETABLES INCL.JUICES	KG	213727832	78569	1177137706	561362	157500064	75232	1204797519	575295
(I) FRUILS	KG	89956602	37343	608754976	376494	84383359	42578	702835113	380211
(II) VEGETABLES	KG	121075078	38630	539029062	159696	69429907	28220	470273086	165684
(III) FRUIT & VEGETABLE JUICES	KG	2696152	2596	29353668	25172	3686798	4434	31689320	29400
04.WHEAT	MT	1560	564	4752	1611			20037	7008
05.WHEAT FLOUR	MT	103402	32767	519566	199957	15069	7360	335814	130813
06.SPICES(INCL. CHILLIES)	KG	1478202	5637	13876848	46999	1661350	6070	12393930	39326
07.OIL SEEDS, NUTS AND KERNALS	KG	3213847	5139	34823742	59418	3080695	5183	55419807	72756
08.LEGUMINOUS VEGETABLE	KG	2230	2	2230	2			3227075	2820
09.FLOWERS	KG	20615	61	250594	612	16340	56	156139	364
10.RAW HIDES AND SKINS	KG	140409	172	153659	473			240502	663
11.RAW WOOL AND ANIMAL HAIR	KG	319299	482	5424348	7122	983005	1266	8845116	11206
(I) RAW WOOL	KG	59675	94	1566827	2221	170515	244	4112941	5381
(II) ANIMAL HAIR	KG	259624	388	3857521	4900	812490	1022	4732175	5825
12.CRUDE ANIMAL MATERIAL	KG	1937730	2583	12513922	26773	1696116	4880	10767758	41352
13.CRUDE FERTILIZER	MT	3587	335	17610	1493	1283	114	7719	958
14.MOLASSES	KG	22400	2	48965288	6383	10000000	1155	181705231	22304
15.RAW COTTON	MT	1612	2695	90877	142032	9912	18863	102312	181956
16.COTTON WASTE	MT	4401	4996	32337	37771	6543	9095	52847	60591
17.PETROLEUM CRUDE	MT	40429	17965	319934	215363				
18.MARBLES AND STONES	MT	30434	4461	315653	47879	43735	5692	451558	62286
19.TOBACCO	KG	281016	994	2673669	9256	496242	1860	4167495	12403
(I) UN-MANUFACTURED	KG	255738	905	2517842	8587	466753	1779	3954995	11676
(II) MANUFACTURED EXCL.CIGARETTE	KG	25278	89	155827	669	29489	81	212500	727
20.COKE	MT			20000	2489			949	141
B.TEXTILES MANUFACTURES			995738		9792593		1176098		9917788
01.COTTON YARN	KG	44265689	130934	512609469	1464065	61637429	184820	523435512	1578919
02.COTTON CLOTH	SQM	175993045	211480	1566777214	1875705	204395925	249265	1973820826	2128216
03.ARTICLES OF APPAREL & CLOTHING ACCESSORIES (EXCL. KNITWEARS)	DOZ	2397642	162188	23110852	1544530	2656815	174580	21434258	1426826
04.ART SILK AND SYNTHETIC TEXTILES	SQM	19999428	28518	209202083	255674	18884866	37956	251604237	284191
05.COTTON THREAD	KG	672753	3069	2365690	10533	600913	2842	2848907	12045
06.TEXTILE FABRICS WOVEN(OTHER THAN COTTON & ARTIFICIAL FABRICS)	--		1188		3020		441		2816
07.TULE, LACE, EMBROIDERY ETC	--		1090		9825		1299		11738
08.COTTON BAGS/SACKS	MT	194	468	4760	9617	473	827	4806	8802
09.TENTS & OTHER CANVAS GOODS	KG	2761956	8254	37380677	104600	2287953	5791	21691484	58028
10.BED WEAR	KG	24849104	154683	241646049	1570390	26792871	185373	240251021	1608247
11.TOWELS	KG	14923269	65588	127443927	590467	15588808	75293	123393689	569614
12.TEXTILE MADE UPS (EXCL. TOWELS & BED WEAR)	--		53372		488180		60807		488021
13.KNITWEARS	DOZ	7861848	166440	78706039	1787279	7195952	184025	80309512	1666143
14.WASTE MATERIAL OF TEXTILE FIBRES/FABRICS	KG	2331827	2300	27980041	21518	3261775	2514	26902821	18119
15.YARN OTHER THAN COTTON YARN	KG	1402500	3777	10754365	33278	1712349	5786	9420524	31640
16.KINTTED OR CROCHATED FABRICS	SQM	716764	2390	5922793	23912	1097442	4477	8726842	24425
C.OTHER MANUFACTURES			324328		3038895		440928		4011804
01.CIGARETTES	THNO	3450	72	26587	588			73536	1381
02.LEATHER	SQM	1696889	41578	16285616	367008	2689824	52844	21007602	388146

Contd.

10.4 Exports by Selected Commodities in Dollars

(In Thousand Dollar)

GROUPS/COMMODITIES	UNIT	MARCH, 2015		CUMUL, FROM JUL, 2014		MARCH, 2014		CUMUL, FROM JUL., 2013	
		QUANTITY	VALUE	QUANTITY	VALUE	QUANTITY	VALUE	QUANTITY	VALUE
03.CARPETS,RUGS AND TAPESTRIES ETC	SQM	168138	9562	1925756	92924	185098	9396	2591281	97281
(I) WOOLLEN CARPETS AND RUGS	SQM	163268	9470	1736125	90632	142797	9133	2303228	95062
(II) WOOLLEN CARPET MACHINE MADE	SQM			1661	54			2392	56
(III) TAPESTRY CLOTH	SQM	44	1	44	1			18	
(IV) CARPETS KNOTTED & OTHER FLOOR COVERING	SQM	4826	92	187926	2238	42301	263	285643	2162
04.PETROLEUM PRODUCTS	MT	55582	39537	323107	295007	68602	58729	679447	573321
05.FEEDING STUFF FOR ANIMALS	KG	29919069	6740	229644926	48095	33034155	10085	332083330	89911
06.CHEMICALS AND PHARMACEUTICAL PRODUCTS	--		61955		676187		86171		876657
(I) PLASTIC MATERIALS	KG	28302903	28152	173858238	205650	28462492	39371	199562943	277310
(II) PHARMACAUTICAL PRODUCTS.	KG	1092437	17855	11451002	158182	1323982	19031	12290856	131917
(III) FERTILIZER MANUFACTURES	MT								
(IV) OTHER CHEMICAL	--		15948		312354		27769		467430
07.RUBBER MANUFACTURES	--		1230		8479		925		7637
08.PAPER AND PAPER BOARD	KG	789404	2815	10456174	29959	2399447	6274	13411963	34607
09.GUAR AND GUAR PRODUCTS	KG	1850731	3592	19426924	45779	2831306	6583	17351113	52186
10.CUTLERY	--		6944		63888		7608		65165
11.GOLD	GM								
12.COPPER AND ARTICLES THEREOF	--		6843		102015		10451		128454
13.MACHINERY & TRANSPORT EQUIPMENT (INCL.ENGINEERING ELECTRICAL GOODS)	--		17620		170685		22517		230480
(I) ELECTRIC FANS	NO	168603	3523	1088479	22073	272588	5192	1222460	23646
(II) TRANSPORT EQUIPMENT	--		637		8342		424		9130
(III) OTHER ELECTRICAL MACHINERY	--		3690		47988		5168		59104
(IV) MACHINERY SPECIALIZED	--		2928		24789		2287		25840
PARTICULARS INDUSTRIES									
(V) AUTO PARTS	--		1373		15269		2559		17606
(VI) OTHER MACHINERY	--		5470		52223		6888		95154
14.FOOTWEARS	PAIR	1093929	9232	9850355	98847	1370031	9918	11116453	85255
(I) LEATHER FOOTWEAR	PAIR	513629	7054	5299266	84527	662808	8245	5002582	71330
(II) CANVAS FOOTWEAR	PAIR	697	3	91487	334	34207	118	53323	198
(III) OTHER FOOTWEAR	PAIR	579603	2175	4459602	13985	673016	1554	6060548	13728
15.LEATHER MANUFACTURES(EXCL. LEATHER FOOTWEARS)	--		48466		460785		45415		476228
(I) LEATHER GLOVES	DOZ	883663	23595	5567797	168203	886069	18588	6116160	152033
(II) APPAREL & CLOTHING	DOZ	73492	23739	747995	282065	120561	25553	1050529	312791
(III) OTHER LEATHER MANUFACTURES	KG	99533	1131	813517	10517	112131	1274	961268	11404
16.HOUSE-HOLD EQUIPMENT	KG	327820	775	3564849	7769	172459	347	1978418	4775
17.SPORTS GOODS	--		28898		240511		35298		249246
(I) FOOT BALLS COMPLETE	DOZ	272979	14001	2343608	119928	427653	20404	2779511	129978
(II) GLOVES (SPORTS)	DOZ	178418	7812	2164601	72288	316857	8201	2149428	71825
(III) OTHER	--		7085		48295		6693		47443
18.SURGICAL GOODS,MEDICAL INSTRUMENTS AND APPLIANCES	NO	21818731	31047	175120653	254449	24665105	31725	189510175	254868
19.ONYX MANUFACTURED	KG	169487	311	2310957	5267	342543	989	2717668	6313
20.HANDICRAFTS	--		79		3875		34		696
21.TEXTILE PRODUCT & ARTICLE FOR TECHNICAL USE	KG			195482	1185	64889	341	314675	1654
22.BOOKS AND PRINTED MATTERS	--		918		5489		837		5242
23.PIG IRON	MT			92	75			3089	2678
24.PRECIOUS/SEMI-PRECIOUS STONE	GM	981356	498	10873960	5903	1166400	621	7484441	4315
25.JEWELLERY	--		730		4951		37769		316474
26.ARTICLES OF PLASTIC	KG	1816196	4296	18772908	42659	2524547	5584	20871486	52653
27.FURNITURE	NO	33203	454	263839	5580	11028	452	311993	5254
28.PARTS OF FOOTWEAR	--		136		937		16		926
D.OTHERS	--		207036		1899523		230300		1998558

10.5 Exports by Selected Commodities in Rupees

(In Thousand Rupees)

GROUPS/COMMODITIES	UNIT	MARCH, 2015		CUML, FROM JUL, 2014		MARCH, 2014		CUML, FROM JUL., 2013	
		QUANTITY	VALUE	QUANTITY	VALUE	QUANTITY	VALUE	QUANTITY	VALUE
GRAND TOTAL			196002060		1812803429		223104151		1990557271
A.PRIMARY COMMODITIES			40604538		322953929		38412766		328609968
01.RICE	MT	455027	21882094	2948187	158897159	338415	21663627	2970319	174216518
(I) RICE BASMATI	MT	46197	5188774	388665	46692399	61249	7644269	479751	56494662
(II) RICE OTHER VARIETIES	MT	408830	16693320	2559522	112204759	277166	14019357	2490568	117721855
02.FISH AND FISH PREPARATIONS	KG	10481575	2702855	99203275	25687092	12896085	3069501	102966927	26653395
03.FRUILS & VEGETABLES INCL.JUICES	KG	213727832	7995200	1177137706	56774498	157500064	7521541	1204797519	60096080
(I) FRUILS	KG	89956602	3800056	608754976	38065141	84383359	4256863	702835113	39787187
(II) VEGETABLES	KG	121075078	3930993	539029062	16160692	69429907	2821336	470273086	17252206
(III) FRUIT & VEGETABLE JUICES	KG	2696152	264151	29353668	2548665	3686798	443342	31689320	3056686
04.WHEAT	MT	1560	57399	4752	163449			20037	731940
05.WHEAT FLOUR	MT	103402	3334319	519566	20238594	15069	735873	335814	13643934
06.SPICES(INCL. CHILLIES)	KG	1478202	573585	13876848	4757071	1661350	606849	12393930	4098474
07.OIL SEEDS, NUTS AND KERNALS	KG	3213847	522951	34823742	6020475	3080695	518182	55419807	7676986
08.LEGUMINOUS VEGETABLE	KG	2230	241	2230	241			3227075	291726
09.FLOWERS	KG	20615	6249	250594	61659	16340	5582	156139	37722
10.RAW HIDES AND SKINS	KG	140409	17455	153659	48200			240502	70962
11.RAW WOOL AND ANIMAL HAIR	KG	319299	49098	5424348	718715	983005	126611	8845116	1169246
(I) RAW WOOL	KG	59675	9610	1566827	224835	170515	24389	4112941	566693
(II) ANIMAL HAIR	KG	259624	39488	3857521	493880	812490	102222	4732175	602553
12.CRUE ANIMAL MATERIAL	KG	1937730	262894	12513922	2704364	1696116	487849	10767758	4320610
13.CRUE FERTILIZER	MT	3587	34043	17610	150969	1283	11371	7719	100094
14.MOLASSES	KG	22400	231	48965288	637339	10000000	115519	181705231	2318328
15.RAW COTTON	MT	1612	274254	90877	14421136	9912	1885927	102312	19082920
16.COTTON WASTE	MT	4401	508428	32337	3816174	6543	909341	52847	6303501
17.PETROLEUM CRUDE	MT	40429	1828066	319934	21828478				
18.MARBLES AND STONES	MT	30434	454000	315653	4839532	43735	569038	451558	6500666
19.TOBACCO	KG	281016	101176	2673669	936504	496242	185955	4167495	1281889
(I) UN-MANUFACTURED	KG	255738	92116	2517842	868672	466753	177888	3954995	1205887
(II) MANUFACTURED EXCL.CIGARETTE	KG	25278	9061	155827	67832	29489	8067	212500	76002
20.COKE	MT			20000	252280			949	14978
B.TEXTILES MANUFACTURES			101326069		990499669		117583555		1034807824
01.COTTON YARN	KG	44265689	13323839	512609469	148165043	61637429	18477871	523435512	164573879
02.COTTON CLOTH	SQM	175993045	21520170	1566777214	189724736	204395925	24920973	1973820826	222119858
03.ARTICLES OF APPAREL & CLOTHING ACCESSORIES (EXCL. KNITWEARS)	DOZ	2397642	16504209	23110852	156185024	2656815	17454130	21434258	148816131
04.ART SILK AND SYNTHETIC TEXTILES	SQM	19999428	2901949	209202083	25861758	18884866	3794788	251604237	29613964
05.COTTON THREAD	KG	672753	312263	2365690	1063991	600913	284112	2848907	1236721
06.TEXTILE FABRICS WOVEN(OTHER THAN COTTON & ARTIFICIAL FABRICS)	--		120930		306419		44051		292017
07.TULE, LACE, EMBROIDERY ETC	--		110967		994222		129891		1228121
08.COTTON BAGS/SACKS	MT	194	47658	4760	970895	473	82718	4806	919011
09.TENTS & OTHER CANVAS GOODS	KG	2761956	839906	37380677	10599141	2287953	578956	21691484	6072075
10.BED WEAR	KG	24849104	15740478	241646049	158812955	26792871	18533146	240251021	167954169
11.TOWELS	KG	14923269	6674252	127443927	59745609	15588808	7527660	123393689	59457141
12.TEXTILE MADE UPS (EXCL. TOWELS & BED WEAR)	--		5431088		49390551		6079371		50902271
13.KNITWEARS	DOZ	7861848	16936876	78706039	180706581	7195952	18398440	80309512	173910662
14.WASTE MATERIAL OF TEXTILE FIBRES/FABRICS	KG	2331827	234012	27980041	2177142	3261775	251357	26902821	1890146
15.YARN OTHER THAN COTTON YARN	KG	1402500	384311	10754365	3371335	1712349	578481	9420524	3281864
16.KINTTED OR CROCHATED FABRICS	SQM	716764	243162	5922793	2424267	1097442	447609	8726842	2539796
C.OTHER MANUFACTURES			33003521		307204971		44082952		418650003
01.CIGARETTES	THNO	3450	7281	26587	59708			73536	145295
02.LEATHER	SQM	1696889	4230920	16285616	37127116	2689824	5283176	21007602	40462052

Contd.

10.5 Exports by Selected Commodities in Rupees

(In Thousand Rupees)

GROUPS/COMMODITIES	UNIT	MARCH, 2015		CUML, FROM JUL, 2014		MARCH, 2014		CUML, FROM JUL., 2013	
		QUANTITY	VALUE	QUANTITY	VALUE	QUANTITY	VALUE	QUANTITY	VALUE
03.CARPETS,RUGS AND TAPESTRIES ETC	SQM	168138	973069	1925756	9397823	185098	939379	2591281	10188125
(I) WOOLLEN CARPETS AND RUGS	SQM	163268	963645	1736125	9166311	142797	913093	2303228	9955331
(II) WOOLLEN CARPET MACHINE MADE	SQM			1661	5389			2392	5987
(III) TAPESTRY CLOTH	SQM	44	55	44	55			18	22
(IV) CARPETS KNOTTED & OTHER FLOOR COVERING	SQM	4826	9369	187926	226069	42301	26286	285643	226786
04.PETROLEUM PRODUCTS	MT	55582	4023305	323107	29818130	68602	5871608	679447	59748016
05.FEEDING STUFF FOR ANIMALS	KG	29919069	685889	229644926	4862339	33034155	1008313	332083330	9396465
06.CHEMICALS AND PHARMACEUTICAL PRODUCTS	--		6304483		68332642		8615188		91435914
(I) PLASTIC MATERIALS	KG	28302903	2864772	173858238	20817827	28462492	3936256	199562943	28933792
(II) PHARMACAUTICAL PRODUCTS.	KG	1092437	1816880	11451002	16002375	1323982	1902688	12290856	13751543
(III) FERTILIZER MANUFACTURES	MT								
(IV) OTHER CHEMICAL	--		1622832		31512441		2776244		48750579
07.RUBBER MANUFACTURES	--		125150		858912		92456		797217
08.PAPER AND PAPER BOARD	KG	789404	286430	10456174	3029151	2399447	627280	13411963	3590901
09.GUAR AND GUAR PRODUCTS	KG	1850731	365539	19426924	4625713	2831306	658146	17351113	5416966
10.CUTLERY	--		706576		6461703		760607		6801684
11.GOLD	GM								
12.COPPER AND ARTICLES THEREOF	--		696355		10313821		1044856		13498370
13.MACHINERY & TRANSPORT EQUIPMENT (INCL.ENGINEERING ELECTRICAL GOODS)	--		1793032		17232681		2251228		24035475
(I) ELECTRIC FANS	NO	168603	358477	1088479	2227665	272588	519054	1222460	2443410
(II) TRANSPORT EQUIPMENT	--		64794		842759		42436		952682
(III) OTHER ELECTRICAL MACHINERY	--		375451		4832008		516686		6131635
(IV) MACHINERY SPECIALIZED	--		297972		2505460		228649		2693955
PARTICULARS INDUSTRIES									
(V) AUTO PARTS	--		139673		1548595		255795		1837207
(VI) OTHER MACHINERY	--		556666		5276194		688608		9976586
14.FOOTWEARS	PAIR	1093929	939458	9850355	9976914	1370031	991603	11116453	8882508
(I) LEATHER FOOTWEAR	PAIR	513629	717786	5299266	8526936	662808	824361	5002582	7432436
(II) CANVAS FOOTWEAR	PAIR	697	313	91487	33738	34207	11836	53323	20047
(III) OTHER FOOTWEAR	PAIR	579603	221359	4459602	1416240	673016	155405	6060548	1430025
15.LEATHER MANUFACTURES(EXCL. LEATHER FOOTWEARS)	--		4931841		46604855		4540487		49743467
(I) LEATHER GLOVES	DOZ	883663	2401070	5567797	17031163	886069	1858372	6116160	15854025
(II) APPAREL & CLOTHING	DOZ	73492	2415720	747995	28510574	120561	2554738	1050529	32698883
(III) OTHER LEATHER MANUFACTURES	KG	99533	115050	813517	1063118	112131	127377	961268	1190559
16.HOUSE-HOLD EQUIPMENT	KG	327820	78859	3564849	785442	172459	34659	1978418	499772
17.SPORTS GOODS	--		2940688		24294680		3528987		25970617
(I) FOOT BALLS COMPLETE	DOZ	272979	1424742	2343608	12116577	427653	2039917	2779511	13556301
(II) GLOVES (SPORTS)	DOZ	178418	794933	2164601	7295039	316857	819920	2149428	7488279
(III) OTHER	--		721013		4883065		669150		4926037
18.SURGICAL GOODS,MEDICAL INSTRUMENTS AND APPLIANCES	NO	21818731	3159354	175120653	25752120	24665105	3171755	189510175	26589496
19.ONYX MANUFACTURED	KG	169487	31619	2310957	531541	342543	98869	2717668	655974
20.HANDICRAFTS	--		8087		388902		3353		72829
21.TEXTILE PRODUCT & ARTICLE FOR TECHNICAL USE	KG			195482	119789	64889	34057	314675	171577
22.BOOKS AND PRINTED MATTERS	--		93428		555937		83671		545991
23.PIG IRON	MT			92	7591			3089	283158
24.PRECIOUS/SEMI-PRECIOUS STONE	GM	981356	50652	10873960	597228	1166400	62056	7484441	449285
25.JEWELLERY	--		74265		500685		3776048		33132554
26.ARTICLES OF PLASTIC	KG	1816196	437172	18772908	4310756	2524547	558312	20871486	5489664
27.FURNITURE	NO	33203	46185	263839	564155	11028	45234	311993	550347
28.PARTS OF FOOTWEAR	--		13886		94635		1624		96282
D.OTHERS	--		21067932		192144859		23024878		208489475

10.6 Imports by Selected Commodities in Dollars

(In Thousand Dollar)

GROUPS/COMMODITIES	UNIT	MARCH, 2015		CUML, FROM JUL, 2014		MARCH, 2014		CUML, FROM JUL, 2013	
		QUANTITY	VALUE	QUANTITY	VALUE	QUANTITY	VALUE	QUANTITY	VALUE
GRAND TOTAL			3463183		33948031		3626898		33032158
A. FOOD GROUP			247654		2464742		251378		2235489
1.MILK AND CREAM	KG	6004369	15615	49197440	132592	4530431	8751	37088811	80430
2.WHEAT UNMILLED	MT	941	238	686057	185299	39	12	377441	107249
3.PULSES	KG	46480956	29769	465147412	284426	50592568	28639	349276681	215092
4.DRY FRUITS	KG	16887555	13909	120943854	81783	15155493	11027	91757938	73367
5.SUGAR REFINED	MT	770	453	8675	5459	1045	650	7660	4845
6.TEA	KG	15501166	36629	120356699	262397	11937231	28983	97988019	221873
7.SPICES	KG	11726971	10133	91239150	74021	9430833	7986	80416859	61862
8.MILK FOOD FOR BABIES,INFT.,INVLD	KG	547091	4648	6917668	56062	681258	5196	5339027	40471
9.BEVERAGES	LTR	2239314	1073	8854468	5648	413911	427	4950769	4468
10.PALM OIL	KG	179357794	135113	1733122077	1339738	165341326	139133	1662390352	1367861
11.SOYABEAN OIL	KG	52513	73	38178047	37318	21017580	20574	56655849	57969
B. MACHINERY GROUP			835553		7319147		662168		6226083
1.POWER GENERATING MACH.	--		84109		934039		72564		795187
2.AGRICULTURE MACHINERY&IMPLEMENTS	--		9792		78149		6186		50086
3.CONSTRUCTION & MINING MACHINERY	--		13765		199178		14862		180712
4.TEXTILE MACHINERY	--		51672		336126		58374		426610
5.METAL WORKING MACHINERY	--		12851		56462		3577		46286
6.GEN INDUSTRIAL MACH & EQU/PARTS NS	--		182635		1278119		96094		971764
7.OFFICE MACH.INCL.DATA PROS. EQUIP	--		25028		314625		17626		152184
8.TELECOM & SOUND RECORDING EQUIP	--		108620		1070777		100144		933543
9.ELECTRICAL MACHINERY & APPARATUS	--		97567		873229		81592		808977
10.ROAD MOTOR VEHICLES	--		127544		1053619		113276		868067
11.RAILWAY VEHICLES	--		2717		182734		1410		32801
12.AIRCRAFTS,SHIPS AND BOATS	--		78437		605201		59066		664279
13.OTHER MACHINERY	--		40815		336890		37397		295588
C. PETROLEUM GROUP			748954		9003701		991133		10998808
1.CRUDE PETROLEUM	MT	298000	211329	4269787	3201769	489442	442429	5408609	4303417
2.PETROLEUM PRODUCTS	MT	867190	498715	8409038	5694851	719877	544566	8887137	6637144
3.GAS NATURAL & MANUFACTURED	--		38911		107081		4138		58247
D. TEXTILE GROUP			108647		1074107		120617		994168
1.SYNTHETIC AND REGENERATED FIBRE	KG	16479695	32517	213088830	391510	15579763	32620	155200550	312954
2.SYNTHETIC & ARTIFICIAL SILK YARN	KG	25805992	54417	227275989	492226	22487643	59679	177074619	454127
3.WORN CLOTHING	KG	32164679	10494	333793489	91074	43326774	17164	329311794	130637
4.ARTICLES OF APPAREL & CLOTHING	--		5504		60048		4294		55728
5.BAGS & SACKS OF TEX. MATERIALS	MT	564	707	4388	5392	407	579	5364	5827
6.JUTE	MT	8525	5007	60376	33857	11680	6280	66438	34895
E. AGRICULTURE/OTH. CHEMICAL GROUP			609597		5553044		579595		4968568
1.ORGANIC CHEMICALS	--		143180		1356883		161764		1377290
2.INORGANIC CHEMICALS	--		34485		360687		39470		305793

Contd.

10.6 Imports by Selected Commodities in Dollars

(In Thousand Dollar)

GROUPS/COMMODITIES	UNIT	MARCH, 2015		CUML, FROM JUL, 2014		MARCH, 2014		CUML, FROM JUL, 2013	
		QUANTITY	VALUE	QUANTITY	VALUE	QUANTITY	VALUE	QUANTITY	VALUE
3.DYEING TANNING & COLOUR MATERIAL	KG	11098562	33482	98362768	289496	10453508	35403	85504906	269240
4.MEDICINAL PRODUCTS	KG	2155598	87842	17246920	733884	1604755	62034	16273878	581929
5.ESSENTIAL OIL, PERFUMES TOILT ETC	KG	10434023	26926	78190368	214494	7768571	22308	52914864	172204
6.FERTILIZER MANUFACTURED	MT	77249	32405	1583151	721394	17679	7742	1549383	576473
7.PLASTIC MATERIALS	KG	112376556	157384	795511605	1301779	96941118	176028	688005003	1206612
8.INSECTICIDES	KG	1873745	9269	17281228	99506	2627380	13888	16444084	82655
9.OTHER.CHEMICAL PRODUCTS	--		84624		474921		60958		396371
F. METAL GROUP			290946		2562396		307471		1925060
1.IRON ORES AND CONCENTRATES	MT	34212	5379	166629	27125	--	--	65341	9002
2.IRON AND STEEL SCRAP	MT	256877	85596	2123725	752190	135945	55541	1394802	520650
3.NON FERROUS BASE METAL WASTE & SCR	MT	9635	5906	91707	49184	8437	4902	62215	34673
4.IRON AND STEEL	MT	202451	139055	1712287	1290282	292310	200589	1389076	989575
5.ALUMINIUM WROUGHT & WORKED	--		13177		103373		12904		91081
6.MANUFACTURES OF METAL NES	--		41831		340242		33535		280080
G. MISCELLANEOUS ITEMS			389590		3604543		412636		3106515
1.FEEDING STUFF FOR ANIMALS	KG	86914135	41368	850416456	432447	103848465	61550	543591209	299959
2.HIDES,SKINS AND FURSKINS RAW	KG	1350146	5294	11126510	45815	1729703	6161	15545100	51279
3.OIL SEEDS & OLEAGINOUS FRUITS	KG	86401874	55906	1070520997	643638	50389513	28916	433683086	287278
4.RUBBER CRUDE INCL.SYNTH/RECLAIMED	KG	11148131	15427	91852462	112787	12315172	16627	91026507	127398
5.WOOD & CORK	--		8586		70568		7383		47630
6.PULP AND WASTE PAPER	KG	19611257	9960	167543738	83708	21517140	11336	215022599	92628
7.FERTILIZER CRUDE	MT	77	33	44991	20815	184	85	118833	23672
8.CRUDE ANIMAL&VEGETABLE MATERIALS	KG	7735887	10885	68978260	102010	7800032	11522	63028329	88607
9.COAL, COKE & BRIQUETTES	MT	512358	55492	3791234	414936	353292	37986	1906455	212697
10.ANIMAL OILS AND FATS	KG	1964307	1461	22119234	17088	2443691	2266	16634636	14149
11.ANIMAL/VEG, FAT OIL WAX ETC NES	KG	1172446	1427	13356235	16508	1370672	1389	17925610	13354
12.RUBBER TYRES & TUBES	NO	324465	18044	3385022	191402	251988	10500	3503774	155649
13.CORK/WOOD MFG.(EXCL FURNITURE)	KG	8672244	5007	83206121	44361	8665815	4487	70492381	36699
14.PAPER&PAPER BOARD & MANF. THEREOF	KG	36289325	38557	357152562	352916	40771982	39972	310257740	283836
15.CEMENT	MT	2758	688	33251	9031	2762	769	28372	7112
16.PREFABRICATED BUILDGS,SANITRY,PLG	--		6732		74136		3398		47424
17.FOOTWEAR	PAIR	782983	3405	14678714	66005	624465	1661	12281795	51308
18.PROFESSIONAL,SCIENTFIC & CONTROL	--		41287		374528		45786		287136
19.PHOTO EQPT, OPTICAL GOODS N.E.S.	--		10067		48831		4417		44277
20.PRINTED MATTERS	--		5374		129433		76198		511343
21.ARTICLES N.E.S. OF PLASTICS	KG	2360888	8841	21995157	78711	2366237	7987	20677208	68204
22.BABY CARRIAGES, TOYS GAMES ETC.	--		6875		50244		2423		34436
23.OFFICE STATIONERY SUPPLY N.E.S	--		2836		25609		2574		18596
24.JEWELLERY OFGOLD/SILVERSMITH WEA	R--		744		9219		452		36294
25.MUSICAL INSTRUMENTS AND PARTS	--		9083		113498		22681		73351
26.ARTICLES & MFG. OF CAVING ETC.	--		24638		60255		4017		19158
27.GOLD.NON-MENETART NOT ORE/CONCEN	GM	35709	1572	392887	16046	2029	93	4178920	173043
ALL OTHER ITEMS	--		232242		2366351		301900		2577467

10.7 Imports by Selected Commodities in Rupees

(In Thousand Rupees)

GROUPS/COMMODITIES	UNIT	MARCH, 2015		CUMUL, FROM JUL., 2014		MARCH, 2014		CUMUL, FROM JUL., 2013	
		QUANTITY	VALUE	QUANTITY	VALUE	QUANTITY	VALUE	QUANTITY	VALUE
GRAND TOTAL			352412879		3435442430		362608819		3448369935
A. FOOD GROUP			25201250		249566423		25132231		233287771
1.MILK AND CREAM	KG	6004369	1589022	49197440	13387141	4530431	874932	37088811	8427598
2.WHEAT UNMILLED	MT	941	24228	686057	18960061	39	1190	377441	11352007
3.PULSES	KG	46480956	3029262	465147412	28760717	50592568	2863302	349276681	22372924
4.DRY FRUITS	KG	16887555	1415418	120943854	8275262	15155493	1102435	91757938	7651404
5.SUGAR REFINED	MT	770	46095	8675	553350	1045	65032	7660	506838
6.TEA	KG	15501166	3727405	120356699	26552597	11937231	2897641	97988019	23148532
7.SPICES	KG	11726971	1031128	91239150	7486444	9430833	798453	80416859	6460549
8.MILK FOOD FOR BABIES,INFT.,INVLD	KG	547091	472929	6917668	5674906	681258	519440	5339027	4223991
9.BEVERAGES	LTR	2239314	109217	8854468	571121	413911	42666	4950769	467531
10.PALM OIL	KG	179357794	13749090	1733122077	135584062	165341326	13910237	1662390352	142758304
11.SOYABEAN OIL	KG	52513	7457	38178047	3760762	21017580	2056903	56655849	5918091
B. MACHINERY GROUP			85025767		740720570		66202031		650636877
1.POWER GENERATING MACH.	--		8558916		94552620		7254760		83300476
2.AGRICULTURE MACHINERY&IMPLEMENTS	--		996410		7905852		618506		5243814
3.CONSTRUCTION & MINING MACHINERY	--		1400702		20076677		1485894		18592286
4.TEXTILE MACHINERY	--		5258159		33985937		5836083		44600667
5.METAL WORKING MACHINERY	--		1307689		5712750		357644		4849218
6.GEN INDUSTRIAL MACH & EQU/PARTS NS	--		18584949		129417368		9607240		101694761
7.OFFICE MACH.INCL.DATA PROS. EQUIP	--		2546887		31810043		1762213		15895425
8.TELECOM & SOUND RECORDING EQUIP	--		11053201		108246299		10012163		97490757
9.ELECTRICAL MACHINERY & APPARATUS	--		9928413		88370628		8157366		84597599
10.ROAD MOTOR VEHICLES	--		12978865		106659570		11325035		90635745
11.RAILWAY VEHICLES	--		276510		18420576		141018		3460493
12.AIRCRAFTS,SHIPS AND BOATS	--		7981689		61498853		5905262		69391421
13.OTHER MACHINERY	--		4153375		34063398		3738848		30884213
C. PETROLEUM GROUP			76213414		911086961		99091165		1148972567
1.CRUDE PETROLEUM	MT	298000	21504783	4269787	324212267	489442	44233050	5408609	449278689
2.PETROLEUM PRODUCTS	MT	867190	50749105	8409038	576002222	719877	54444419	8887137	693577494
3.GAS NATURAL & MANUFACTURED	--		3959526		10872472		413695		6116384
D. TEXTILE GROUP			11055870		108606059		12058981		103813044
1.SYNTHETIC AND REGENERATED FIBRE	KG	16479695	3308969	213088830	39591790	15579763	3261304	155200550	32726745
2.SYNTHETIC & ARTIFICIAL SILK YARN	KG	25805992	5537509	227275989	49752309	22487643	5966587	177074619	47412390
3.WORN CLOTHING	KG	32164679	1067895	333793489	9209854	43326774	1716002	329311794	13605073
4.ARTICLES OF APPAREL & CLOTHING	--		560097		6079182		429293		5833650
5.BAGS & SACKS OF TEX. MATERIALS	MT	564	71939	4388	544292	407	57887	5364	610447
6.JUTE	MT	8525	509461	60376	3428633	11680	627907	66438	3624739
E. AGRICULTURE/OTH. CHEMICAL GROUP			62032471		561920056		57946576		519083218
1.ORGANIC CHEMICALS	--		14569981		137266514		16172786		143735186
2.INORGANIC CHEMICALS	--		3509192		36451996		3946118		31821363

Contd.

10.7 Imports by Selected Commodities in Rupees

(In Thousand Rupees)

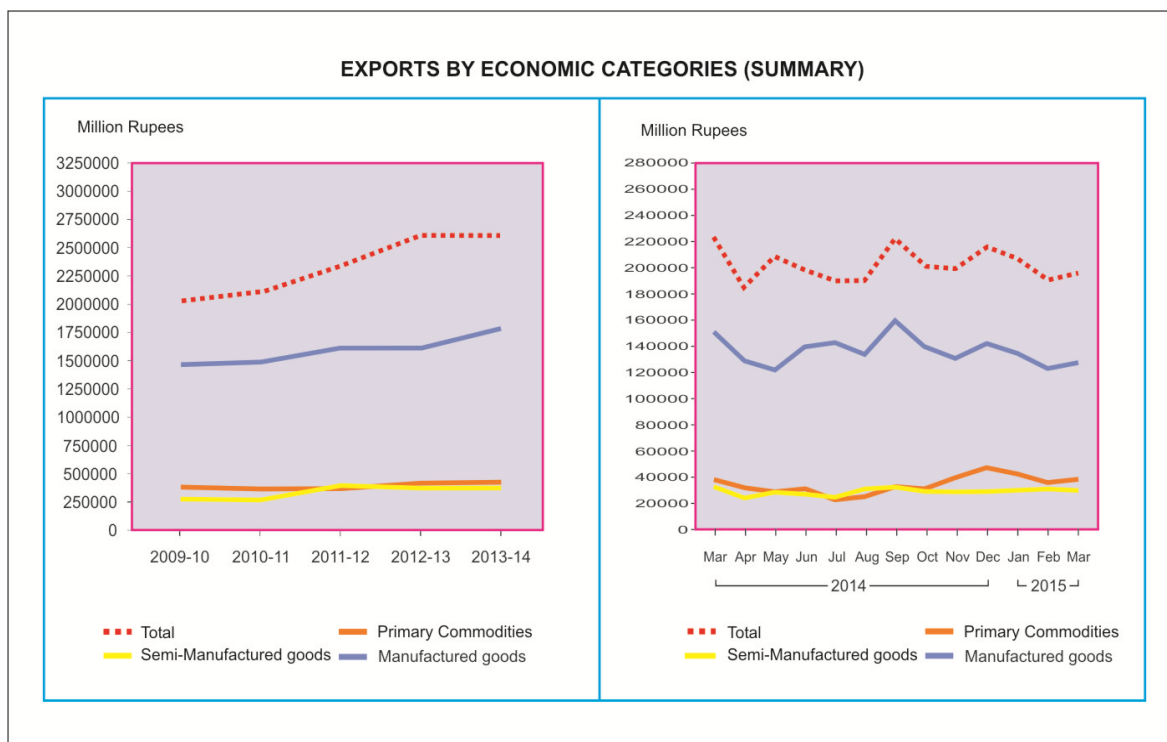
GROUPS/COMMODITIES	UNIT	MARCH, 2015		CUML, FROM JUL, 2014		MARCH, 2014		CUML, FROM JUL, 2013	
		QUANTITY	VALUE	QUANTITY	VALUE	QUANTITY	VALUE	QUANTITY	VALUE
3.DYEING TANNING & COLOUR MATERIAL	KG	11098562	3407079	98362768	29254039	10453508	3539553	85504906	28088048
4.MEDICINAL PRODUCTS	KG	2155598	8938762	17246920	74417156	1604755	6202039	16273878	60887593
5.ESSENTIAL OIL, PERFUMES TOILT ETC	KG	10434023	2740015	78190368	21712954	7768571	2230287	52914864	17976345
6.FERTILIZER MANUFACTURED	MT	77249	3297534	1583151	73073274	17679	774015	1549383	60907477
7.PLASTIC MATERIALS	KG	112376556	16015363	795511605	131614035	96941118	17598837	688005003	125744689
8.INSECTICIDES	KG	1873745	943207	17281228	10064400	2627380	1388476	16444084	8611548
9.OTHER.CHEMICAL PRODUCTS	--		8611338		48065690		6094466		41310968
F. METAL GROUP			29606566		259322332		30740277		200640630
1.IRON ORES AND CONCENTRATES	MT	34212	547413	166629	2763611	--	--	65341	904477
2.IRON AND STEEL SCRAP	MT	256877	8710269	2123725	76110966	135945	5552870	1394802	54300922
3.NON FERROUS BASE METAL WASTE & SCM	MT	9635	600995	91707	4970384	8437	490133	62215	3611067
4.IRON AND STEEL	MT	202451	14150255	1712287	130585517	292310	20054417	1389076	103045143
5.ALUMINIUM WROUGHT & WORKED	--		1340922		10462973		1290113		9499974
6.MANUFACTURES OF METAL NES	--		4256713		34428881		3352744		29279048
G. MISCELLANEOUS ITEMS			39644602		364763822		41254374		323384857
1.FEEDING STUFF FOR ANIMALS	KG	86914135	4209596	850416456	43735145	103848465	6153610	543591209	31379327
2.HIDES,SKINS AND FURSKINS RAW	KG	1350146	538752	11126510	4631085	1729703	615925	15545100	5379018
3.OIL SEEDS & OLEAGINOUS FRUITS	KG	86401874	5688964	1070520997	65222144	50389513	2890981	433683086	30092257
4.RUBBER CRUDE INCL.SYNTH/RECLAIMED	KG	11148131	1569870	91852462	11412780	12315172	1662306	91026507	13281206
5.WOOD & CORK	--		873711		7134540		738138		4966025
6.PULP AND WASTE PAPER	KG	19611257	1013543	167543738	8455492	21517140	1133336	215022599	9627124
7.FERTILIZER CRUDE	MT	77	3320	44991	2109223	184	8454	118833	2498381
8.CRUDE ANIMAL&VEGETABLE MATERIALS	KG	7735887	1107697	68978260	10330815	7800032	1151901	63028329	9237081
9.COAL, COKE & BRIQUETTES	MT	512358	5646892	3791234	42027920	353292	3797798	1906455	22071153
10.ANIMAL OILS AND FATS	KG	1964307	148626	22119234	1730159	2443691	226576	16634636	1471808
11.ANIMAL/VEG, FAT OIL WAX ETC NES	KG	1172446	145240	13356235	1671425	1370672	138918	17925610	1398874
12.RUBBER TYRES & TUBES	NO	324465	1836151	3385022	19352129	251988	1049815	3503774	16308391
13.CORK/WOOD MFG.(EXCL FURNITURE)	KG	8672244	509518	83206121	4488424	8665815	448636	70492381	3834762
14.PAPER&PAPER BOARD & MANF. THEREOF	KG	36289325	3923539	357152562	35707904	40771982	3996312	310257740	29628291
15.CEMENT	MT	2758	69979	33251	913513	2762	76923	28372	742960
16.PREFABRICATED BUILDGS,SANITRY,PLG	--		685015		7509741		339774		4983657
17.FOOTWEAR	PAIR	782983	346445	14678714	6683912	624465	166048	12281795	5369948
18.PROFESSIONAL,SCIENTIFIC & CONTROL	--		4201410		37892362		4577559		29895252
19.PHOTO EQPT, OPTICAL GOODS N.E.S.	--		1024387		4937140		441596		4638062
20.PRINTED MATTERS	--		546901		13038374		7618060		52902024
21.ARTICLES N.E.S. OF PLASTICS	KG	2360888	899670	21995157	7954492	2366237	798515	20677208	7127014
22.BABY CARRIAGES, TOYS GAMES ETC.	--		699644		5076920		242214		3596512
23.OFFICE STATIONERY SUPPLY N.E.S	--		288631		2590395		257296		1946157
24.JEWELLERY OFGOLD/SILVERSMITH WEAR	--		75662		932273		45171		3802228
25.MUSICAL INSTRUMENTS AND PARTS	--		924239		11478604		2267557		7604430
26.ARTICLES & MFG. OF CAVING ETC.	--		2507207		6116161		401623		1992065
27.GOLD.NON-MENETART NOT ORE/CONCEN	GM	35709	159993	392887	1630750	2029	9332	4178920	17610852
ALL OTHER ITEMS	--		23632939		239456207		30183185		268550971

10.8 Exports by Economic Categories (Summary)

(Million Rupees)

Year/Month	Total	Primary commodities	Semi-manufactured goods	Manufactured goods
2009-10	1,617,457.6	287,490.6	170,608.5	1,159,358.5
2010-11	2,120,846.7	377,535.7	274,500.4	1,468,810.5
2011-12	2,110,605.5	362,404.4	261,151.3	1,486,369.7
2012-13	2,366,477.8	364,127.0	391,151.3	1,611,199.5
2013-14	2,583,463.2	420,496.3	369,066.1	1,793,900.8
2014 Mar	223,104.2	38,377.1	33,432.4	151,294.7
Apr	185,909.4	31,936.4	24,369.5	129,603.5
May	208,315.8	28,812.4	28,424.6	151,078.9
Jun	198,680.7	31,132.4	27,268.3	140,280.1
Jul	189,756.5	22,490.4	24,718.8	142,547.3
Aug	190,351.2	25,366.2	31,020.3	133,964.7
Sep	222,613.8	32,069.5	31,648.4	158,895.9
Oct	200,455.8	31,489.4	29,556.4	139,410.0
Nov	199,310.3	39,304.5	29,094.2	130,911.6
Dec	216,620.3	44,901.3	29,297.3	142,421.7
2015 Jan	207,163.2	42,507.6	29,961.1	134,694.5
Feb	190,530.2	36,179.6	30,942.2	123,408.4
Mar	196,002.1	38,158.8	29,923.2	127,920.1

Note: Total may not tally due to rounding of figures.



10.9 Export by Economic Categories (Details)

COMMODITIES	(In Thousand Rupees)			
	MARCH, 2015	CUML.FROM JULY 2014	MARCH, 2014	CUML.FROM JULY 2013
GRAND TOTAL	196,002,060	1,812,803,429	223,104,151	1,990,557,271
A. PRIMARY COMMODITIES:	38,158,838	312,467,400	38,377,085	328,615,099
RAW COTTON (INCLUDING LINTER & WASTE)	356,142	15,594,258	1,941,233	21,864,756
RAW WOOL (INCLUDING ANIMAL HAIR)	49,098	718,715	126,611	1,169,246
FISH	2,608,608	25,257,280	3,051,330	25,701,698
RICE	21,882,094	158,897,159	21,663,627	174,216,518
HIDES & SKINS (INCLUDING FUR SKINS)	46,780	361,568	36,373	491,973
FRUITS & VEGETABLES	7,524,548	50,863,567	6,875,925	54,741,591
SPICES	573,585	4,757,071	606,849	4,098,474
TOBACCO UN-MANUFACTURED	92,116	868,672	177,888	1,205,887
OTHER PRIMARY COMMODITIES	5,025,869	55,149,111	3,897,250	45,124,956
B. SEMI-MANUFACTURES:	29,923,167	266,161,717	33,432,366	289,003,757
COTTON YARN	13,323,839	148,165,043	18,477,871	164,573,879
LEATHER	4,230,920	37,127,105	5,283,176	40,461,129
MOLASSES	231	637,339	115,519	2,318,328
OIL CAKES	84,277	684,796	672,419	4,888,653
AGAR, AGAR DUST & WOOD		16		
HENNA LEAVES & POWDER	15,796	2,925,088	29,405	188,446
OTHER SEMI MANUFACTURES	12,268,103	76,622,331	8,853,976	76,573,321
C. MANUFACTURED GOODS:	127,920,054	1,234,174,312	151,294,699	1,372,938,415
COTTON THREAD	312,263	1,063,991	284,112	1,236,721
COTTON FABRICS WOVEN	21,460,690	188,872,996	24,778,866	221,079,419
TEXTILE FABRICS (OTHER THAN COTTON FABS)	3,058,568	26,582,514	3,880,131	30,614,628
WOOLLEN CARPETS	1,734,714	9,349,483	912,702	10,746,098
TAPESTRIES	122	5,280	164	245
MANUFACTURE OF LEATHER	5,693,086	53,569,625	5,321,975	56,923,348
FOOTWEAR	939,458	9,976,914	991,603	8,882,508
SPORTS GOODS (EXCLUDING INDOOR GAMES)	1,664,756	13,896,613	2,325,922	15,347,416
TOBACCO MANUFACTURED	16,341	127,540	8,067	221,297
MEDICAL INSTRUMENT N.E.S.	248,502	1,937,428	287,059	2,517,220
FRUIT & VEGETABLE PREPARATIONS	469,339	5,751,666	643,728	5,573,869
FISH PREPARATIONS	94,247	429,813	18,172	951,697
CEREAL PREPARATIONS	486,272	4,126,797	406,371	4,522,448
GUAR PRODUCTS	365,539	4,625,713	658,146	5,416,966
FLOUR & MEAL OF OIL SEEDS		11,981	1,801	51,757
FISH MEAL & MEAT MEAL	282,056	1,220,468	190,807	1,390,817
PETROLEUM PRODUCTS	4,023,305	29,818,130	5,871,608	59,748,016
CHEMICAL & CHEMICAL PREPARATIONS	6,383,550	68,885,408	8,644,741	91,761,891
MACHINERY & TRANSPORT EQUIPMENT	1,797,990	17,300,636	2,256,206	24,095,923
ARTICLES OF APPAREL AND CLOTHING				
ACCESSORIES (INCLUDING HOSIERY)	33,443,647	337,010,389	35,858,351	322,898,211
OTHER MANUFACTURED GOODS	45,445,610	459,610,929	57,954,166	508,957,922

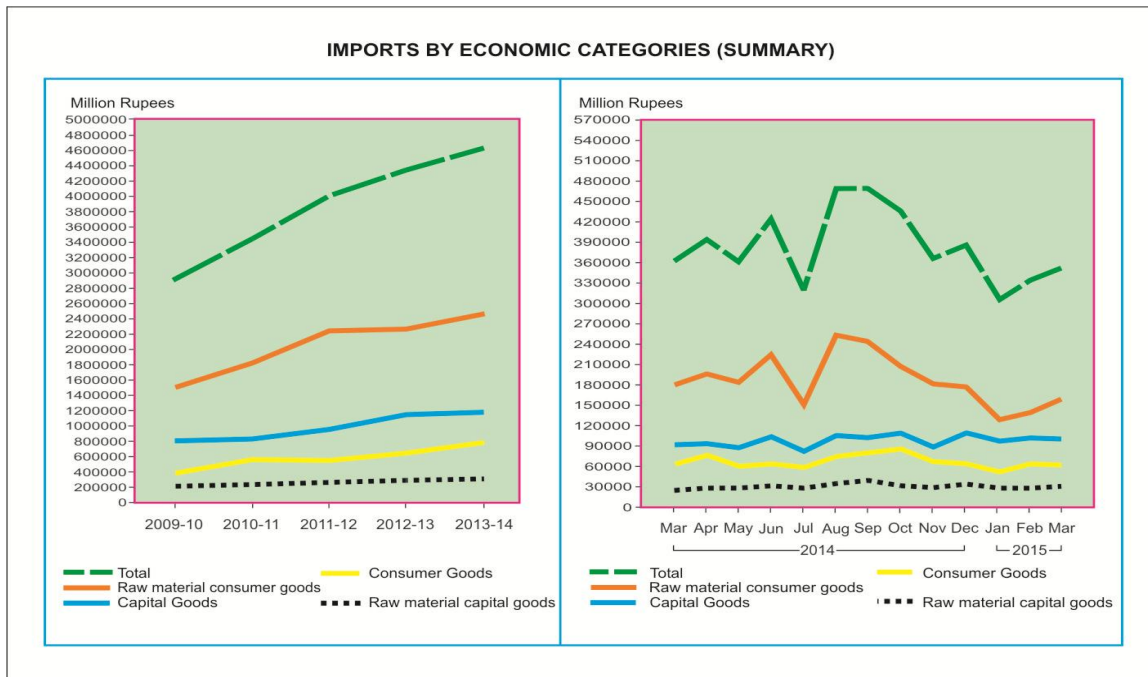
10.10 Imports by Economic Categories (Summary)

(Million rupees)

Year/Month	Total	Consumer goods	Raw material		Capital goods
			Consumer goods	Capital goods	
2009-10	2,910,975.3	380,826.6	1,509,081.1	209,051.4	812,016.2
2010-11	3,455,285.6	560,512.2	1,826,243.4	239,525.0	829,005.0
2011-12	4,009,093.0	552,018.1	2,251,624.0	261,940.8	943,510.1
2012-13	4,349,879.5	652,553.3	2,353,818.1	293,733.6	1,049,774.5
2013-14	4,630,520.8	780,192.2	2,462,189.2	306,810.4	1,081,329.0
2014 Mar	362,608.8	63,065.0	180,810.2	26,068.0	92,665.6
Apr	395,104.7	76,731.4	196,417.9	28,438.1	93,517.3
May	361,817.2	60,689.4	183,940.7	28,892.1	88,294.9
Jun	425,228.9	63,467.4	225,864.1	31,886.7	104,010.7
Jul	319,670.1	58,685.3	151,072.0	27,793.8	82,119.0
Aug	469,537.5	75,373.3	253,760.6	34,750.0	105,653.6
Sep	464,876.3	79,875.0	244,592.8	38,047.2	102,361.3
Oct	435,657.9	86,593.1	207,506.0	32,235.1	109,323.7
Nov	366,214.9	66,887.8	181,086.1	29,320.7	88,920.3
Dec	386,514.6	64,740.0	177,187.2	34,759.6	109,827.8
2015 Jan	306,222.9	51,715.6	128,819.2	28,296.1	97,392.0
Feb	334,335.3	63,702.9	140,026.1	28,070.5	102,535.8
Mar	352,412.9	62,348.7	159,074.3	30,471.8	100,518.1

Note: Total may not tally due to rounding of figures.

* Provisional



10.11 Imports by Economic Categories (Detail)

(In Thousand Rupees)

ITEMS	MARCH, 2015	FROM JULY, 2014	MARCH, 2014	FROM JULY, 2013
GRAND TOTAL	352412879	3435442430	362608819***	3448369935
1. CONSUMER GOODS TOTAL	62348697	609921804	63065000*	579303965
10121 HORSES		14924		7954
10190 OTHER LIVE ANIMALS		8617		6013
10221 PURE,BRED BREED BOVINE ANIMAL	35908	825670	109052	711808
10229 OTHER LIVE BOVINE ANIMALS		6492	31918	83318
10511 FOWLS OF SPECIES WT UPTO 185G	51520	304663	50076	421906
10515 GUINEA FOWLS WT UPTO 185 GRAMS	8	8		
10599 OTH LIVE POULTRY		461649	30794	291550
20120 OTH CUT WITH BONE BOVIN ANIMAL				2855
20130 MEAT OF BOV ANIM F/CH BON LESS	49	447		
20210 CARCASSES OF BOVIN ANIMAL FROZ		37		9044
20220 OTH CUTS WITH BONE IN,BOV FROZ	717	12664	848	9699
20230 MEAT BOV ANIMAL FROZE BONELESS	10204	115144	24223	194461
20410 MEAT OF SHEEP/GOAT,F/CHILL/FRO				32
20430 CARCASSES OF LAMB,FROZEN		12		
20441 CARCASSES OF SHEEP,FROZEN	7716	7716		
20442 OTH CUTS OF SHEEP FROZ BONE IN		131		
20443 OTH MEAT OF SHEEP FROZ BONELES		2227	1308	1308
20610 EDIBLE OFFAL OF BOV ANIMAL F/C	33540	211439	33159	135547
20622 LIVERS OF BOV ANIMALS FROZEN		19556		267
20629 O, EDIBLE OFFAL BOV ANI FROZEN				130
20714 CUTS & OFFAL OF FOWLS FROZEN		2697	1187	7532
20727 CUT & OFFAL OF TURKEY,FROZEN		790	90	6762
20745 OTH DUCK MEAT FROZEN		3918		6862
21020 OTH MEAT BOV ANIM DRIED/SMOKED		1104	472	1523
21099 OTH EDI FLOUR/MEAL OF MEAT/OFL				1521
30111 ORNAMENTAL FISH	2575	18183	2070	14649
30119 OTHER ORNAMENTAL FISH	1098	2424	633	857
30191 TROUT, LIVE		103		
30199 OTHER LIVE FISH	597	2346	551	2797
30219 OTH SALMO FISH,EXCL LIVER F/CH				158
30229 O.FLAT FISH,EX.LIVER&ROES.F/CH	192	466		417
30239 OTH TUSAS EXCL LVR/ROES FR/CHL				86
30259 O.FISH BREG FAMILIES E.LIV F/C	926	926		
30319 O.SALMONIDAE FROZ,EX.LIVER&ROE		419	25	169
30329 O.TILAPIAS.EX.LIVERS&ROES FROZ				697
30339 OTH FLAT FISH,EXCL LIVERS FROZ	73272	1136114	51678	776861
30363 COD FISH EXCL LVR/ROES FROZEN		85	31	295
30390 LIVERS & ROES OF FISH FROZEN		3628		
30439 OTH FISH FILLET/MEAT FRESH/CHI		488		14014
30451 OTH FILLETS OF TILAPIAS.FRE/CH				14071
30459 OTH FILLETS OF OTH FISH.FR/CHI		1696		353
30462 FROZE FILLET/MEAT.CATFISH FISH		6013		66912
30479 FROZ FILLET O.BREGMACER FAMILY				16
30487 FROZEN FILLETS/MEAT OF TUNAS		396	48	198
30489 FROZEN FILLET/MEAT OF OTH FISH		100		
30499 OT FISH FILET/MEAT FRE/CH/FROZ	16349	298793	3454	253353
30510 FLOUR, MEALS & PELLETS OF FISH		362		
30520 LIVERS&ROES,DRIED,SMOKED,SALT		10		16
30531 FISH FILLET,DR,SAL/BR NOT SMOK		71		
30539 OTH FISH FILLE/D/S/BR.NOT SMOK	81	115		
30549 OTH SMOKED FISH&FILLET NOT EDI				5
30559 OTH DRIED FISH SALT NOT SMOKED				69

Contd.

10.11 Imports by Economic Categories (Detail)

(In Thousand Rupees)

IT E M S	MARCH, 2015	FROM JULY, 2014	MARCH, 2014	FROM JULY, 2013
30563 ANCHOVIES FISH.SALTED NOT DR/S	22	61		
30569 OTH FISH SALT,NOT DRIED/SMOKED	98	98		36
30579 OTHER EDIBLE FISH OFFALS		49		19
30611 ROCK LOBSTER&SEA CRAWFISH FROZ	33	133		68
30614 CRABS FROZEN FIT FOR HUMAN CON		178		
30616 COLD WATER SHRIMPS&PRAWNS FROZ		414		890
30617 OTHER SHRIMPS & PRAWNS FROZEN		23393		
30619 OTH CRUSTACEAN INCL FLOUR/MEAL				34
30627 OTHER SHRIMPS&PRAWNS.NOT-FROZ		150		
30739 OTH MUSSELS&SCS FROZ,DRIED,SALT		36		
30799 OTH FLOURS MEAL&PEL FOR HUMAN				253
30890 OTHER AQUATIC INVERTEBRATES		10		
40110 MILK&CREAM OF A FAT UPTO 1%	13473	14369	86	3160
40120 MILK & CREAM OF A FAT 1% TO 6%		3088		4577
40140 MILK & CREAM.FAT-6% TO 10%			40	126
40150 MILK & CREAM.FAT-EXCEEDING-10%	757	3854		3346
40210 MILK&CREAM IN POWDER FAT 1.5%	1246225	10893547	537652	6380502
40221 MILK&CREAM IN POWDER>1.5% FAT	13693	281453	61587	261646
40229 OTH,MILK&CREAM IN POWDER>1.5%	8113	177001	343	14160
40291 OTH MILK/CREAM NOT SOLID/SWEET	15552	53299		21786
40299 OTH MILK/CREAM SOLID,SWEETEND	22676	145102	26878	173192
40310 YOGURT	154	6710	187	7013
40390 BUTTER MILK,CURDLED MILK/CREAM	104	241	146	2130
40410 WHEY AND MODIFIED WHEY CON SUG	239272	1314081	228588	1488345
40490 OTH PRODUCT CONSIST NATUR MILK	27861	475220	13767	40523
40510 BUTTER		47335	3227	16364
40520 DAIRY SPREADS		15		10
40590 OTH FATS&OIL DERIVED FR MILK		5160	1279	93054
40610 FRESH CHEESE INCL WHEY,CURD	13701	148394	18543	121086
40620 GRATED OR POWDER CHEESE		906	182	2305
40630 PROCESSED CHEESE NOT GRATED	14003	277169	37596	264251
40690 OTHER CHEESE	13	456	1347	5152
40711 FERTILIZED EGGS FOR INCUBATION	1355	6469	325	7162
40719 FERTILIZED EGGS OF OTHER BIRDS	15	52813	380	822
40729 OTH FRESH EGGS OF OTHER BIRDS				457
40790 OTH BIRD EGG IN SHELL FR/COOKED		25		
40811 EGG YOLKS,DRIED		3685		
40891 OTH BIRDS,EGG,NOT IN SHELL DRY		45132	421	22816
40900 NATURAL HONEY	6945	97835	7108	84101
70110 POTATO SEEDS		1254753		586730
70190 POTATOES,FRESH OR CHILLED		6118719	23787	121626
70200 TOMATOES,FRESH OR CHILLED	317595	8252077	2646987	14355426
70310 ONIONS AND SHALLOTS	4883	1217705	177	1470791
70320 GARLIC	468834	4249665	451859	3678303
70390 LEEK,OTH ALLIACEOUS VEGETABLES		21486		403
70410 CAULIFLOWERS & HEADED BROCCOLI	45	1285	45	1140
70490 OTH;EDIBLE BRASSICAS,FRESH/CHI		8060		88764
70511 CABBAGE LETTUCE(H-LETUC)SALAD	207	3709	360	2861
70519 OTHER; LETTUCE	75	944		2193
70610 CARROTS AND TURNIPS	383	7076	188	3736
70690 OTH SALAD.BEETROOT,RADISH ETC	139	2071	96	1409
70700 CUCUMBERS&GHERKINS,FRESH/CHL		60383	202	75125
70810 PEAS FRESH OR CHILLED	66	1119343	2245	498854
70820 BEANS (SAME),FRESH OR CHILLED	434	2444	642	42960
70890 OTH LEGUMINOUS VEGETABLE FR/CH				1614

Contd.

10.11 Imports by Economic Categories (Detail)

(In Thousand Rupees)

IT E M S	MARCH, 2015	FROM JULY, 2014	MARCH, 2014	FROM JULY, 2013
70920 ASPARAGUS,FRESH OR CHILLED	98	511	150	842
70930 AUBERGINES FRESH OR CHILLED		1510	54678	111841
70940 CELERY OTH THAN CELERIAC,F/CHL		26		
70951 MUSHROOMS,FRESH OR CHILLED	336	2163	225	1540
70959 OTH MUSHROOMS&TRUFFL FRESH/CH		373		39
70960 FRUIT OF GENUS CAPSICUM F/CHLL	920	110363	179255	728262
70970 SPINACH NEWZEALAND SPINACH FRE		243	84	253
70992 OTHER OLIVES FRESH OR CHILLED		61		
70993 OTH PUMPKINS SQUASH&GOURDS F/C				168
70999 OTH VEGETABLES FRESH/CHILLED	74352	127564	20799	240468
71010 POTATO, FROZEN.		1887	370	7054
71029 OTH LEGUMINOUS VEGETABLES FROZ	132	227		146
71040 SWEET CORN, FROZEN		3906	37	5252
71080 OTHER VEGETABLES,FROZEN		542		259
71090 MIXTURE OF VEGETABLES,FROZEN		1839		52
71120 OLIVES PROVISIONALLY PRESERVED		57		198
71140 CUCUMBERS & GHERKINS PRESERVED		6276		
71159 OTH MUSHROOMS & TRUFFLES		49		1268
71190 OTH VEGETABLES, PRESERVED				602
71220 ONION; WHOLE DRIED,CUT		41990	2738	29367
71231 MUSHROOM GENUS AGARICUS DRIED		2041		2472
71239 OTH TRUFFLE DRYCUT WHOLE SLIC		27575		19242
71290 OTH VEGETABLE MIXTURE DRIED	8359	125596	11333	98659
71310 PEAS DRIED SHELLED	886559	10130298	957506	6260035
71320 CHICK PEAS DRIED SHELLED	204005	1992744	247935	2602143
71331 BEANS OF SPECIES VIGNA MUNGO	4037	103774	33059	86435
71332 SMALL RED (ADZUKI) BEANS		117	10	9663
71333 KIDNEY BEANS,INCL WHITE BENAS	438306	4509422	322455	4975660
71339 OTHER BEANS	73389	340772	53348	672390
71340 LENTILES	1163951	7512106	849351	4709743
71350 BROAD BEANS & HORSE BEAN	2832	30220	6554	29896
71390 OTH DRIED LEGUMINOUS VEGETABLE	256183	4141264	393083	3026959
71420 SWEET POTATOES		56		
71430 YAMS FRESH,CHILLED,FROZEN/DRIE		5247		34
71440 TARO FRESH,CHILLED,FROZEN/DRIE				264
71490 OTHER ROOTS AND TUBERS		1094	2207	7812
80111 DESICCATED, COCONUTS	95226	853536	56904	540307
80112 COCONUT IN THE INNER SHELL		37		
80119 OTHER COCONUTS	5825	180712	33447	242782
80131 CASHEW NUT IN SHELL				6001
80132 CASHEW NUT SHELLED	4157	133352	777	214983
80211 ALMOND IN SHELL	40624	543740	13145	220759
80212 ALMOND,SHELLED (GIRI).	14880	61078	1591	423969
80221 HAZEL NUTS,IN SHELL		90		
80222 HAZEL NUTS,SHELLED				189
80231 WALNUTS IN SHELL(AKHROTE)	508	3879	417	875
80232 WAL NUTS SHELLED(AKHROTE)		191	302	635
80251 PISTACHIO IN SHELL		75229		113426
80252 PISTACHIO SHELLED	327	1303		14525
80280 ARECA(BETAL NUTS)	1039521	6685611	978324	6225571
80290 OTHER EDIBLE NUTS	1012	4925	326	3551
80310 PLANTAINS,FRESH OR DRIED		7697		4762
80390 OTHER BANANS FRESH OR DRIED	2580	75829		368
80410 DATES	59183	242235	77243	160688
80420 FIGS	16	848	1263	1597

Contd.

10.11 Imports by Economic Categories (Detail)

(In Thousand Rupees)

ITEMS	MARCH, 2015	FROM JULY, 2014	MARCH, 2014	FROM JULY, 2013
80430 PINEAPPLES	844	3490	777	4736
80440 AVOCADOS	12	51		
80450 GUAVAS,MANGOES,MANGOSTEN F/DRY	580	1851		510
80510 ORANGES	2631	15274	3824	13418
80520 MANDARINS,CLEMENTIN ETC FR/DRY	308	1777		889
80540 GRAPEFRUIT,INCLUDING POMELOS		810		424
80550 LEMONS AND LIMES		78		808
80610 GRAPES, FRESH	2044	4576368	430070	2204848
80620 GRAPES, DRIED	2234	17243	937	19555
80711 WATERMELONS		191669		74661
80719 OTHER MELONS		1325		88708
80720 PAPAWS;(PAPAYAS/PAPITA)		84		93
80810 APPLE, FRESH	118126	781882	60035	567614
80830 PEARS FRESH	1570	20345	1443	17154
80910 APRICORTS;FRESH(KHUBANI)	533	631662	471	287560
80921 SOUR CHERRIES; FRESH		42		
80940 PLUMS AND SLOES		444		73
81010 STRAWBERRIES,FRESH				70
81050 KIWIFRUIT, FRESH	54	840		360
81090 OTHER FRESH FRUITS	22555	735305	144378	774432
81110 STRAWBERRIES,FROZEN		1766		315
81120 RASBERRY,BL.BERRY MULBERRY FRZ	44	9581	247	2601
81190 OTHER FRUITS AND NUTS,FROZEN		337		58
81290 OTH FRUIT/NUTS PRESERVED PROVI		3357		1168
81310 APRICOTS DRIED	3240	9469	1808	4565
81320 PRUNES DRIED	40	1101	775	3745
81330 APPLES DRIED		6446	4033	7498
81340 OTHER DRIED FRUITS	306279	646679	97415	383197
81350 MIXTURE OF NUTS,DRIED FRUITS		644	1321	1821
90111 COFFEE NOT ROAST,NOT DECAFFEINE		3318		134
90121 COFFEE,ROAST,NOT DECAFFEINATED	787	6895	1928	7826
90122 COFFEE ROASTED,DECAFFEINATED		96		145
90190 OTH COFFEE HUSKS/SKIN/COFE SUB	6537	37400	1717	18774
90210 GREEN TEA PACK < 3 KG		10515	366	4701
90220 OTHER GREEN TEA(NOT FERMENTED)	54104	789201	39804	522428
90230 BLACK TEA & PARTLY FERMENT TEA	413	4349	55	7765
90240 OTH BLACK TEA,OTH PARTLY F.TEA	3672888	25748531	2857416	22613638
90300 MATE		90	61	141
90411 PEPPER,NEITHER CRUSH NOR GROND	97627	645859	126833	808883
90412 PEPPER CRUSHED OR GROUND	149	8112		
90421 FRUIT OF GENUS CAPSICUM DRIED	63684	411762	56	4509
90422 FRUIT OF GENUS CRUCHED/GROUND	3925	67252		3904
90611 CINNAMON NOT CRUSHED OR GROUND	2009	18693	467	12364
90619 OTHER CINNAMON	12194	324639	9664	235458
90620 CINNAMON & TREE FLOWER,CRUSHED				99
90710 CLOVES NEITHER CRUSHED/GROUND	48891	247872	34422	236447
90720 CLOVES CRUSHED & GROUND	141	141	1815	5001
90811 NUTMEG NEITHER CRUSHED/GROUND	5751	77161	8940	56032
90812 NUTMEG CRUSHED & GROUND		151		2074
90821 MACE NEITHER CRUSHED/GROUND	7613	97784	18476	108929
90831 CARDAMOMS NITHER CRUSHED/GRO	96612	675024	114047	598577
90832 CARDAMOMS CRUSHED & GROUND		4385	814	3790
90921 SEEDS-CORIANDER NITHER CRU/GRO	34581	234999	41690	373857
90922 SEEDS-CORIANDER CRUSHED/GROUND		8812		11153
90931 SEEDS OF CUMIN (WHITE ZEERA)	111139	444645	79286	393057

Contd.

10.11 Imports by Economic Categories (Detail)

(In Thousand Rupees)

IT E M S	MARCH, 2015	FROM JULY, 2014	MARCH, 2014	FROM JULY, 2013
90932 SEEDS CUMIN.CRUSH/GRO(W.ZEERA)		1266		24
90961 CARAWAY,ANISE,FENL,JUNI.N-CR/G	9343	88789	4541	53201
90962 CARAWAY,ANISE,FENEL,JUNI.CR/GR				
91011 GINGER NEITHE CRUSHED/GROUND	516453	4023647	353215	3507661
91012 GINGER. CRUSHED OR GROUND		3562		2303
91030 TURMERIC (CURCUMA)	5996	48588	2369	21294
91091 MIXTU OF PROD H-09.04 TO 09.10	14404	42340		525
91099 OTHER SPICES	618	10960	1818	21408
100119 DURUM WHEAT	24228	18960061	1190	11323728
100199 OTHER DURUM WHEAT & MESLIN				28279
100290 OTHER RYE		471		
100390 OTHER BARLEY	18522	55497	9914	92924
100490 OTHER OATS	3835	185271		9421
100510 SEED, MAIZE	199736	5233043	217822	4407905
100590 OTHER MAIZE (CORN)	2360	18958	11990	53875
100610 RICE IN HUSK (PADDY OR ROUGH)	149273	519668	207915	917936
100630 SEMI/WHOLLY MILLED RICE/POLIS	2945	65107	3781	150840
100640 BROKEN RICE		8019		
100710 SEED GRAIN SORGHUM(JAWAR)	31448	65831		2198
100790 OTHER GRAIN SORGHUM(JAWAR)	172971	360177		1194
100810 BUCK WHEAT		4357		103
100821 MILLET (BAJRA)	425	14808	737	27101
100829 OTHER MILLET (BAJRA)	9374	114852	12219	49214
100830 CANARY SEED	4981	9760	8440	17056
100890 OTHER CEREALS		1354		2949
110100 WHEAT OR MESLIN FLOUR	17613	544304	3731	233307
110220 MAIZE (CORN) FLOUR	291	646		26
110290 OTHER CEREAL FLOUR	569	1877		4922
110311 GROATS AND MEAL OF WHEAT		3010		68
110313 GROATS&MEAL OF MAIZE (CORN)	2167	15573	4140	20165
110319 GROATS AND MEAL OF OTH CEREAL				45
110412 ROLLED OR FLAKED, OATS.		427		
110419 ROLLED/FLAKED GRAIN/OTH CEREAL		999		
110422 OTHER WORKED GRAIN OF OATS		23155	1610	14848
110423 OTH WORK GRAIN OF MAIZE (CORN)		407	525	525
110429 OTH WORK GRAIN OF OTH CEREALS		4590		8259
110510 FLOUR,MEAL&POWDER OF POTATOES	20607	296016	24887	263048
110520 FLAKE,GRANULE/PELLETS POTATOES	739	11125	331	4984
110610 FLOUR,MEAL,POWDER,DRY LEGU VEG		215		
110620 FLOUR,MEAL POWDER OF SAGO/ROOT	18	53		24
110630 FLOUR,MEAL POWDER PRD CHAPT-8		456		1085
110710 MALT NOT ROASTED		3339		
110720 MALT ROASTED		14868	16576	16576
121020 HOP CONES,GROUND POWDER PELLET		7743	7661	10151
121120 GINSENG ROOTS		3079		2930
121229 OTHER SEAWEDS& OTHER ALGAE		100534	100	5095
121299 OTHER FRUIT STONE&KERNELS/VEG		766		528
121300 CEREAL STRAW & HUSKS,IN PELLET	63484	615446	53856	285229
121410 LUCERNE (ALFALFA) MEAL&PELLETS		13484		12026
121490 OTH SWEDES,MANGOLDS,FODDER,HEY		182	74	265
130120 GUM ARABIC	6493	23143	2770	86021
160210 HOMOGENISED PREP MEAT/EDB MEAT		120		
160220 LIVER OF ANIMAL,PREPARED/PRESV		115		
160231 OTH PREP/PRESV MEAT OF TURKEY		259		
160232 OTH PREP/PRESV MEAT OF FOWLS	25692	330272	22255	308785

Contd.

10.11 Imports by Economic Categories (Detail)

(In Thousand Rupees)

ITEMS	MARCH, 2015	FROM JULY, 2014	MARCH, 2014	FROM JULY, 2013
160239 OTH PREP/PRESV,MEAT OTH POLTRY	6651	57821	11328	90027
160250 OTH PREP/PRES MEAT BOVIN ANIML	321	24189	138	17028
160290 OTH PREP MEA OFL,BLOOD ANIMAL		75		
160300 EXTRACT/JUICE OF MEAT,FISH ETC		493		
160411 SALMON,FISH,WHOLE/PIE NOT MICE		36		7
160412 HERRING,WHOLE/FIECE NOT MINCED		102		
160413 SARDINE,BRISL/SPRAT W/P N-MINC		27		137
160414 TUNAS,SKIPJACK,BONITO,WHOLE/PC	38	1604	266	949
160415 MACKERAL,WHOLE/DIECE NOT MINCE		44		
160416 ANCHOVIES,WHOLE/PIECE NOT MINC		125		
160419 OTH FISH,WHOLE/PIECE NOT MINCE	1265	27190	1584	20594
160420 OTH FISH PREPARED PRESERVED	565	9249	347	13227
160510 CRAB,PREPARED OR PRESERVED.		8499	77	287
160529 OTH SHRIMPS&PRAWN PREPARED/PRE				58
160569 OTH AQUATIC INVERTEBRATES.P/PR		554	85	85
170112 BEET SUGAR RAW NOT CONT FLAVOR		306		62
170113 GUR (JAGGERY)N-CON FLAVOUR/COL				74
170191 O.CANE/BEET SUGAR CON.FLAV/COL		3886		3933
170199 OTH CANE/BEET SUGAR PURE SUC	46095	549464	65032	502906
170211 LACTOSE & LACTOSE SYRUP WT 99%	58874	804865	67772	735676
170219 OTH,LACTOSE AND LACTOSE SYRUP	6891	33259	4879	26767
170220 MAPLE SUGAR AND MAPLE SYRUP				357
170230 GLUS SYP,DRY STAT FRVCT <20%	104666	578770	45959	342035
170240 GLUCOSE/GLUCOSE SYRUP<20% FRUC		2650		866
170250 CHEMICALLY PURE FRUCTOSE		824		213
170260 OTH FRUCTOS SYP,50% WT OF FRAC		164		
170290 OTH SUGAR INCL INVERT SUGAR	75341	513618	63273	426404
170310 CANE MOLASSES				290
170390 OTH MOLASSES,FROM REFINING SUG		1042		
170410 CHEWING GUM,WH/NOT SUGA COATED	1985	88110	6509	52061
170490 OTH SUGAR CONFECT NOT CON COCA	45117	557076	45693	382034
180100 COCOA BEANS,WHOLE,BROKEN,ROAST				6
180310 COCOA PASTE,NOT DEFATTED(LICOR	9940	329599	1468	154623
180400 COCOA,BUTTER,FAT AND OIL	33412	873970	817	299294
180500 COCOA POWDER,NOT CON ADDED SUG	85911	879983	80754	960006
180610 COCOA POWDER,CON ADDED SUGAR	51	2464		704
180620 OTH PREPA WT2KG,PAS,BLOCK SLAB	82019	655706	14937	318281
180631 OTH FOOD PREP COCOA BARS FILD	45683	327378	17380	220249
180632 OTH FOOD PREP COC BAR NOT FILD	3354	13939		5284
180690 OTH,FOOD PREP CONT COCOA LIQUD	44703	257476	9378	128915
190110 FOOD PREP FOR INFANT USE	472929	5674906	519440	4223991
190120 MIXES&DOUGHS FOR PREP BAKER	4803	42604	3666	63125
190190 OTH FOOD PREP OF FLOUR,MEAL	302298	2045870	214277	1353539
190211 UNCOOK PASTA,NUT STUFD CON EGG	14	289	32	650
190219 OTHER,UNCOOKED PASTA.	1705	26071	4044	12209
190220 STUFFED PASTA,WHETH/NOT COOKED		112		12
190230 OTHER PASTA	1076	17482	1347	13157
190240 COUSCOUS WHETER OR NOT PREPARE		84		46
190300 TAPIOCA&SUBSTI PRE FRM STARCH	3623	45927	5342	47028
190410 PREP FOOD,SWLL/ROAS OF CEREALS	20968	154433	13884	162067
190420 PREP FOOD UNROAST CEREAL FLAKE	48	18881	3180	13868
190430 BULGUR WHEAT				11
190490 OTH PREP FOOD OBTAIN BY CEREAL	26409	124370	13165	95149
190510 CRISPBREAD AND BUNS		104		503
190520 GINGER BREAD AND THE LIKE.		13		

Contd.

10.11 Imports by Economic Categories (Detail)

(In Thousand Rupees)

ITEMS	MARCH, 2015	FROM JULY, 2014	MARCH, 2014	FROM JULY, 2013
190531 SWEET BISCUITS	6636	52664	16033	52929
190532 WAFFELS AND WAFERS	10963	92545	7534	74426
190540 RUSK,TOASTED BREAD & PRODUCTS	2973	20985	61	41535
190590 OTHER BAKERY PRODUCTS	30798	254202	27322	168713
200110 CUCUMBER,GHERKINS PREP/PRESERV	58	405		1720
200190 OTH VEG FRUIT,NUT,PRES VIN/ACE	1223	14834	350	13814
200210 TOMATOES,WHOLE/PIECE,PREP/PRSV	75	1261		1045
200290 OTH,TOMATO/PRE/PRS O/TH VINGER	32416	311649	52428	350880
200310 MUSHROOM,PREP/PRSV O/TH VINHER	12188	41829	2023	21421
200390 OTH MUSHROOM&TRUFFLE PREPARED	1465	12826	158	3467
200410 POTATO,PREP/PRSV,O/TH VINGERS	42503	346901	73570	427939
200490 OTH VEG MIX/VEG PREP O/TH VING	199	36966	23565	149352
200510 HOMOGENIZED VEGETABLES		439	78	89
200520 POTATO PREP O/TH VING NOT FROZ	2023	18459	1259	16072
200540 PEAS PREP O/TH VINGER NOT FROZ	38	3896	13	2926
200551 BEAN SHELD PREP O/TH VING N/FZ		2261		404
200559 OTH BEAN PREP O/TH VING NOT FZ	179	12303	4175	17191
200560 ASPARAGUS,PREP O/TH VING N-FZ				216
200570 OLIVES PREP O/TH VING NOT FROZ	13916	90846	12454	64225
200580 SWEET CORN,PREP/PRESV NOT FROZ	4472	36073	4384	28120
200591 OTH VEGETABLES& MIXTURE OF VEG		306		715
200599 OTH VEGE PREPARED OR PRESERVED	950	17139	2043	13425
200600 VEG,FRUIT,NUTS,PEEL PRE BY SUG	277	1789	42	955
200710 HOMOGENENISED PREPARATIONS	95	571	33	872
200791 OTH,CITRUS FRUIT COOKED PREP	12	12		129
200799 OTH JAM,FRUIT,JELLY,MARMALADE	4688	29383	3627	42003
200811 GROUND NUTS,PREP/PRESERVED	7415	10059	306	3022
200819 OTH NUTS/SEED INCL MIXTURES	42486	77539	2011	17613
200820 PINEAPPLES,PREPARED/PRESERVED	45520	292457	33100	217225
200830 CITRUS FRUIT,PREPARE/PRESERVED	2504	27926	24024	65097
200840 PEARS,PREPARED OR PRESERVED		5448	749	9798
200850 APRICOTS,PREPARED OR PRESERVED	55	61		49
200860 CHERRIES,PREPARED OR PRESERVED	2198	11615	3392	11079
200870 PEACHES,PRPARED OR PRESERVED	6490	114984		109056
200880 STRAWBERRIES,PREPARE/PRESERVED	14	6369	1640	7040
200893 CRANBERRIES	9	75		
200897 MIXTURES OF FRUITS,NUTS&PLANTS	11589	244565	9892	193149
200899 OTH FRUITS,NUT/EDIBLE PLANTS	3347	27145	3444	27900
200911 ORANGE JUICE,FROZEN		7192		12288
200919 OTHER ORANG JUICE	43653	461188	55184	425591
200921 GRAPEFRUIT JUICE,BRIX VAL=20		119		40
200929 OTHER GRAPE FRUIT,JUICE	54	223		496
200931 JUICE OF ANY SINGL CITRUS FRUT				551
200939 OTH JUICE OF ANY CITRUS FRUIT	81	2751		6585
200949 OTHER PINEAPPLE JUICE	13322	93449	5923	33464
200950 TOMATO JUICE				74
200961 GRAPE JUICE INCL GRAPE MUST		448		
200969 OTHER GRAPE JUICE	40196	303016	17117	363504
200971 APPLE JUICE ,BRIX VAL=20		1513		
200979 OTHER APPLE JUICE	34618	250256	57321	281566
200981 CRANBERRY JUICE				66
200989 OTHER JUICE OF FRUIT/VEGETABLE	1102	83992	13384	75513
200990 MIXTURES OF JUICES	4586	34234	4837	39928
210111 EXTRACT,ESSENCE/CONC COFEE/PRE	5588	305484	24854	287890
210112 PREP WITH A BASIS OF EXTRA/COF		5785	1476	10524

Contd.

10.11 Imports by Economic Categories (Detail)

(In Thousand Rupees)

ITEMS	MARCH, 2015	FROM JULY, 2014	MARCH, 2014	FROM JULY, 2013
210120 EXTRACT,ESSENCE ETC OF TEA MATE	1780	16275		5071
210130 ROASTED CHICORY/OTH COFFEE/SUB		415		
210210 ACTIVE YEASTS	42246	409272	38911	382646
210220 INACTIVE YEASTS,OTH SINGL CELL	1324	2307		6698
210230 PREPARED BAKING POWDERS	8	26170	1729	11772
210310 SOYA SAUCE	16481	161586	7754	119697
210320 TOMATO KETCHUP/OTH TOMATOSAUCE	6939	46266	7907	47811
210330 MUSTARD FLOUR/MEAL/PREP MUSTAR	767	6969	766	8607
210390 OTH SAUCES PREP/MIX SEASONING	10237	152651	24109	127242
210410 SOUPS/BROTHS & PREP THEREOF	112	1438	348	520
210420 HOMOGENISE COMPOSITE FOOD PREP	49	162		78
210500 ICE CREAM,OTH EDIBLE ICE	1142	19178	5658	27093
210610 PROTEIN CONCENTRATE/TEXT PROTIN	3317	17377	768	28847
210690 OTH FLAVOURING POWDER/CONCT	593222	6055234	344980	3559065
220110 MINERAL WATERS/AERATED WATERS	2124	11026	680	8095
220190 OTH,NATURAL/ARTIFICIAL WATERS	1487	4479	63	1906
220210 WATER,MINERAL/AERATED WATER	88089	433219	23283	268596
220290 OTH WATER/OTH NON ALCOLIC BEVG	17176	81100	7449	65669
220300 BEER MADE FROM MALT	137	6738	4045	27047
220410 SPARKLING WINE	116	11610	1725	21968
220421 OTH WINE OF FRESH GRAPES<2LT		599		421
220429 OTH WINE OF FRESH GRAPES>2LT		1566	530	5306
220430 OTH GRAPE MUST INFERMENATION				116
220820 SPIRIT OBT BY DISTIL GRAPEWINE		4343	1247	8735
220830 WHISKIES	74	12941	2506	31984
220840 RUM&OTH SPIRITS DISTILL SUGAR		49		226
220850 GIN AND GENEVA	4	563	162	3240
220860 VODKA	2	1796	449	2815
220870 LIQUEURS AND CORDIALS		437	193	1929
220890 OTH SPIRIT/SPIRITOUS BEVERAGES	7	657	333	19478
220900 VINEGAR&SUBSTITUTE,ACTIC ACID		8512	754	5903
230110 FLOURS,MEALS,PELLETS,OF MEAT		7		
230120 FLOURS,MEALS,PELLETS,OF FISH		81645		8300
230240 BRAN SHARP RESIDUE OF OTH CERL		854		112
230310 RESID.STARCH MANUF&SIM RESIDUE	1346	3036		97
230330 BREWING/DISTILLING DREGS/WASTE	7967	159389		
230400 OIL-CAKE/OTH S/RESID SOYABEAN	3474788	36872418	5331286	26784015
230620 OIL CAKE/OTH RESIDUE,LINSEEDS		1258		
230630 OIL CAKE/OTH SUNFLOWER SEEDS		6376	12270	70481
230641 OIL CAKE/OTH RESID COLZA SEEDS		184450	178086	919011
230649 OIL CAKE/OTH RESID RAPE SEEDS		65446	19573	207812
230650 OIL CAKE/OTH RESIDUES,COCONUT		721		
230660 OIL CAKE/OTH RESIDUE,PALM NUTS	190581	1512104	84777	428438
230690 OIL CAKE/OTH SOLID RESIDUE,VEG	214	3662		719
230800 VEG MATL & VEG WASTE,VEG RESID	4732	5781		
230910 DOG/CAT FOOD,PUTUP RETAILSAL	6425	87688	6983	41752
230990 OTH,PREP USED IN ANIMAL FOOD	460058	4121200	466705	2621069
240110 TOBACCO,NOT STEMMED/STRIPPED	241	982	2885	29551
240210 CIGAR,CHEROOTS CONTAIN TOBACCO		746	93	2166
240220 CIGARETTES CONTAINING TOBACCO	21845	157053	35115	243953
240290 CIGAR,CHEROOTS/TOBACCO SUBST	1259	1912	215	1434
240311 WATER PIPE TOBACCO		3		
240319 OTHER SMOKING TOBACCO	22	22		404
240391 HOMOGENISE/RECONSTITUTE TOBACO	3526	6679		12076
240399 OTH MANUFACTURED TOBACCO/EXTR	1802	6494	5746	19684

Contd.

10.11 Imports by Economic Categories (Detail)

(In Thousand Rupees)

ITEMS	MARCH, 2015	FROM JULY, 2014	MARCH, 2014	FROM JULY, 2013
271012 LIGHT OILS AND PREPARATIONS	15788323	159942805	14187456	170388174
271019 KEROSENE,INCL KER.TY. JET FUEL	1381080	6317405	377904	5151154
293500 SULPHONAMIDES	122606	1551492	155327	1270075
293621 VITAMIN A ITS DERIVATIVE UNMIX	43290	276222	23212	179112
293622 VITAMIN B1/ITS DERIV UNMIXED	19121	150440	13017	130860
293623 VITAMIN B2/ITS DERIV UNMIXED	20963	144397	6629	122204
293624 D-,DL-PANTOTHENIC ACID(VITB3B5	27657	282826	12721	155004
293625 VITAMIN B6/ITS DERIV UNMIXED	46939	244677	13616	214816
293626 VITAMIN B12/ITS DERIV UNMIXED	32789	272269	27590	242116
293627 VITAMIN C/ITS DERIVATIVE UNMIX	33450	310139	66315	267165
293628 VITAMIN D/ITS DERIVATIVE UNMIX	57640	540623	45528	455790
293629 OTH VITAMIN/ITS DERIV UNMIXED	39461	476793	53047	458274
293690 OTH INTER-MIXTURE PROVITAMINS	21967	120579	29985	144974
293712 INSULINE AND ITS SALTS	67798	182490	38794	124819
293719 OTHER POLYPEPTIDE HARMONES	11998	79301	4494	67107
293721 CORTISONE/HYDRO/PREDNISON ETC	62970	354262	28817	346095
293722 HALOGENATE DERIV ADERNAL HORMN	53131	635402	71023	651171
293723 OESTROGENS AND PROGESTOGENS	102939	893630	67896	422854
293729 OTH,STEROIDAL HARMONES,DERIVAT	8435	234889	46612	196172
293750 PROSTAGLANDINS,THROMBOXANES&DR	13072	81489	3719	70696
293790 OTH HORMONES/ITS DERIVATIVES	13783	233206	30429	422051
293810 RUTOSIDE(RUTIN)/ITS DERIVATIVE		1422		1568
293890 OTHER, GLYCOSIDES	8312	118842	17322	85081
293911 CONCENTRATES OF POPPY STRAW		105330		150059
293919 OTH ALKALOIDS OF OPIUM/DERVATI	7544	118225	5952	98367
293920 ALKALOID CINCHONA/DRV SALT	389	11345		1655
293930 CAFFEINE AND ITS SALTS	42064	306082	44253	217915
293949 OTHER,EPHEDRINE AND ITS SALTS	16487	150403		113198
293959 OTH THEOPHYLLINE/AMINOPHLLINE	8029	166704	10035	160882
293962 ERGOTAMINE (INN) AND ITS SALTS		1231		
293969 OTH ALKALOID OF RYE ERGOT/SALT	3734	148673	31496	65495
293991 COCAINE ECGONINE,SALTS,ESTERS				1820
294000 SUGARD O/T SUCROSE/LACTOSE ETC	7375	450340	40375	265642
294110 PENCILLINE/DERV/ACID/SALT ETC	28377	276648	31707	194518
294120 STREPTROMYCIN/DERIV/SALT THROF	17721	86565	3102	85256
294130 TETRACYCLINE/DERIV/SALT THROF	42085	464364	32750	378874
294140 CHLORAMPHENICAL/DERIV/SALT	13715	105782	10165	85144
294150 ERYTHROMYCIN/DERIV/SALT THROF	107780	1351578	116754	1221756
294200 OTHER ORGANIC COMPOUNDS.	32602	143487	1914	33732
300190 OTH GLAND ORGAN,EXTRACT,HAPRIN	228	488	17	476
300210 ANTISERA/OTH BLOOD FRAC MODIFY	12752	89158	4070	93385
300220 VACCINES FOR HUMAN MEDICINE	1782834	22646282	1263815	18999340
300230 VACCINE VETERINARY MEDICINE	250964	2421259	252948	1863612
300290 OTH HUMAN/ANIMAL BLOOD,THERAPC	56097	535092	35011	552363
300310 MEDICAMENT PENCILLIN DERV/ACID		34556		1522
300320 MEDICAMENT OTH ANTIBIOTICS	15541	143170	3922	97683
300339 OTH,MEDICEMENT HARMONE ANTIBTC	79362	710531	130189	396825
300390 OTH MEDICEMENT NES-NOT-R-SALE	165776	1210430	21207	552904
300410 MEDICAMENT,PENCILLIN DERV/ACID	6155	120474	11381	218378
300420 MEDICAMENT OTH ANTIBIOTICS	279312	2080368	128479	1911485
300431 MEDICAMENT INSULIN NOT ANTIBTC	212674	1902046	97790	1361157
300432 MEDICIMENT ADERN CORTC HARMONE	19478	103779	32519	172475
300439 OTH MEDICIMETHARMONE NOT ANT	101399	1248524	65503	1276910
300440 MEDICAMENT ALKALOID DERV ANTI	15424	257445	14261	184407
300450 OTH MEDICAMENT VITAMIN/OTH PRO	23622	333187	107770	737204

Contd.

10.11 Imports by Economic Categories (Detail)

(In Thousand Rupees)

IT E M S	MARCH, 2015	FROM JULY, 2014	MARCH, 2014	FROM JULY, 2013
300490 OTH MEDICAMENT THERAPEUTIC USE	2752584	22685561	2494355	18639046
300510 SURGICAL TAP IN JAMBO ROLLS	38546	321217	36031	240680
300590 OTH WADDING,GAUZE,BANDAGE ARTI	5210	112231	29320	599882
300610 STERILE SURGICAL CATGUT, ETC	38721	699334	14090	516442
300620 BLOOD-GROUPING REAGENTS	1353	3442	297	3011
300630 OPACIFY X-RAY EXAM DIAGNOSTIC		10940	1579	19182
300640 DENTAL CEMENT/DENTAL FILLING	24508	138150	15834	90011
300650 FIRST AID BOXES AND KITS.	770	26622	17	1755
300660 CHEMICAL CONTRACEPTIVE HORMONE	153734	929244	25782	346860
300670 GEL PREP HUMAN/VETERINARY USE	1301043	1328043	1678	7754
300691 APPL IDENTIFIABLE, OSTOMY USE		19886	2780	24942
321519 PRINTING INK EXCL. BLACK	98297	1009154	122257	992770
321590 OTH WRITING/DRAWING/OTH INK	45579	222997	35682	180448
330112 ESSENTIAL OIL OF ORANGE	18489	66590	18161	66461
330113 ESSENTIAL OIL OF LEMON	346	16577	14100	35438
330119 OTH ESSENTIAL OIL/CITRUS FRUIT	7512	163213	17857	185907
330124 ESSENTIAL OIL OF PEPRAMINT		10317	3771	17736
330125 ESSENTIAL OIL OF OTHER MINTS	208	16226		6020
330129 OTH ESSENTIAL OIL O/T CIT FRUT	3026	50528	5799	73479
330130 RESINOIDS	179	2163		747
330190 OTH,CONCENTRATE ESSENT OIL NS	18762	70517	11395	89601
330210 MIXTURE ODORIFEROUS SUBS&MIXT	537356	2054089	204868	1680261
330290 OTH,MIXTURE,ODORIFEROUS SUBST	362900	3079062	320730	2632951
330300 PERFUMES AND TOILET WATERS	39314	440319	26824	470924
330410 LIP MAKE-UP PREPARATIONS	11134	152545	6519	69868
330420 EYE MAKE-UP PREPARATIONS	14670	140138	9077	93207
330430 MANICURE/PEDICURE PREPARATIONS	7047	72761	4396	33492
330491 POWDER WHETHER/NOT COMPRESSED	34060	279153	20281	192772
330499 OTH,BEAUTY/MAKE-UP PREPARATION	64932	1056776	69534	761758
330510 SHAMPOOS	213181	2483836	311195	2040440
330520 PREP PERMANENT WAVING/STRAIGHT	3639	53976	3399	37946
330530 HAIR LACQUERS	15	964	311	3311
330590 OTH PREP USE ON HAIR	56116	578827	51364	437696
330610 DENTIFRICES	19838	193580	14803	152492
330620 YARN,CLEAN TEETH(DENTAL FLOSS)	5	780	23	507
330690 OTH,PREP ORAL/DENTAL HYGIENE	276	10027	67	2682
330710 PRE/AFTER SHAVE PREPARATION	23237	165036	12206	100907
330720 PERSONEL DEDORANT&ANTIP RSPRNT	52828	378280	36876	220105
330730 PERFUMED BATH SALT/OTH PREP	744	5384	1027	5478
330741 AGARBATTI/OTH ODORIFEROUS PREP	2	1361	70	613
330749 OTH PREP PERFUMING ROOM/RELIGS	15437	178129	12599	101666
330790 OTH,DEPILATORY/PERFUM ETCPREP	4659	34396	7207	36721
340111 SOAP&ORGANIC SURFAC-ACTIV PROD	247843	1592843	125086	780677
340119 OTH,SOAP ORG-SURFAC-ACT PROD	17156	164769	20374	182237
340120 SOAP IN OTHER FORMS	62858	569020	79836	491623
340130 ORGANIC SURFACE ACTIVE PRODUCT	21237	211322	19625	252425
340211 ORGANIC SURFACE-ACTIVE AGENT	522406	2740799	307507	2530775
340212 ORGANIC SURFACE ACTIVE CATIONC	14945	108179	17576	268597
340213 ORG SURFACE ACTIVE NON-IONIC	191224	2416246	272722	2233748
340219 OTH ORG SURFACE ACTIVE AGENT	15933	255480	20072	217564
340220 ORG SURF PREP PUTUP FOR R-SALE	20333	300174	12677	123829
340490 OTH, ART/PREP WAXES	80051	859117	136879	828606
340510 PO/CREAM FOR FOOTWEAR/LEATHER	9261	139381	5927	58627
340520 POL/CREAM/PREP, WOOD FURNITURE	6371	39658	92	17640
340530 POL/CREAM/PREP,COACHWORK/METAL	73	11641	879	12190

Contd.

10.11 Imports by Economic Categories (Detail)

(In Thousand Rupees)

ITEMS	MARCH, 2015	FROM JULY, 2014	MARCH, 2014	FROM JULY, 2013
340540 SCOURING/PASTE/POWDER/OTH PREP	23	1050	188	1825
340590 OTH POL/CREAM/PREP,F-WEAR/LETH	15875	105989	11895	136085
350190 OTH CASEINATE DERIV CASEN GLUE	2661	30004	3	28921
350211 EGG ALBUMIN DRIED		35267		13824
360300 SAFETY FUSES DETONATING FUSES	29455	119807	11607	171255
360610 LIQUID/LIQUEFIE GAS FUEL	390	3572	1752	6120
391740 FITING FOR TUBE ETC OF PLASTIC	47328	282365	28804	244755
391810 FLOOR COVERING OF POLYMERS V-C	19333	231187	13851	129855
392190 OTH PLATE,SHEET ETC OF PLASTIC	144786	1210687	117618	1059525
392210 BATH,SHOWER WASH BASIN OF PLAS	3384	34922	1383	22864
392220 LAVATORY SEAT/COVER OF PLASTIC	1346	12182	1009	12198
392290 OTH FLASH/SIM SANITARY PLASTIC	5078	46548	1461	21398
392310 BOXES,CASES,CRATES PLASTIC	78924	577321	78947	500182
392321 SACK&BAG OF POLYMER OF ETHYL	100464	694698	47841	430856
392329 SACKS & BAG OF OTHER PLASTICS	18337	330296	51054	645922
392330 CARBOYS,BOTTLES,FLASKS ETC	39195	439889	38574	310647
392340 SPOOLS,COPES,BOBINS ETC PLASTC	14768	185196	29496	284741
392350 STOPPERS,LIDS,CAPS ETC OF PLAS	147019	948160	70699	731587
392390 OTH ARTICLES FOR CONVEYANCE NS	16586	178727	41554	373261
392410 TABLEWARE KITCHENWARE OF PLAST	15517	152208	25549	139114
392490 OTH,HOUSEHOLD/TOILET ARTICLES	21500	183475	14652	146610
392510 RESERVOIRS,TANKS,VATS>300 LTRS	2859	3744	112	60473
392520 DOOR,WINDOWS FRAME&H-HOLD PLAS	429	33990	3363	9137
392530 SHUTTERS,BLINDS&PARTS OF PLAST	1756	11368	585	5801
392590 OTH,BUILDER-WARE OF PLASTIC,NS	82455	550330	26965	269071
392610 OFFICE/SCHOOL SUPPLY PLASTIC	11070	77477	5259	38316
392620 ARTICLE OF APPAR CLOTHING PLAS	9814	103050	18547	184872
392630 FITTING FOR FURNITUR/COACH PLA	1058	6710	24	4945
392640 ORANMENTAL ARTICLES OF PLASTIC	31257	301699	20444	172788
400942 TUBE,PIPERUB WITH OTH.METL.FIT	2559	39969	5961	59756
401011 CONVEYOR BELTS WITH METALS	68	8631	3763	16600
401012 CONVEYOR BELTS WITH TEX-METACS	16539	352389	68786	374362
401019 OTH CONVEYON BELT OR BELTING	37066	299621	59466	285395
401031 TRANSMISSION BELTS 60-180 CM	26847	210799	19019	199332
401032 TRANSMISSION OTH BELT 60-180 CM	28615	249428	13377	133129
401033 TRANSMISSION BELT 180-240 CM	741	11582	1147	5007
401034 TRANSMISSION BELT OTH 180-240CM	230	7343	1314	9051
401035 TRANSMISSION SYN.BELT 60-150CM	521	14316	374	9168
401036 TRANSMISSION SYN.BELT 150-198CM	75	5156	2219	8334
401390 OTHER INNER TUBES,OF RUBBER	6619	78144	5549	72640
401410 SHEATH CONTRACEPTIVES	32109	1076011	22945	996173
401490 OTH HYG/PHARMACEUTICAL ARTL	1716	27386	232	11251
401511 GLOVES,RUBBER,SURGICAL	16610	285874	25927	279089
401519 OTHER GLOVES,RUBBER	23411	142711	19254	126897
401590 OTH ARTI APPRL/CLOTH ALL PURPS	1833	52287	11890	95467
401610 ARTICLES OF UNHARD CEL VUL RUB	13428	112390	8005	93231
401691 FLOOR COVERING & MATS, RUBBER	2386	30870	2156	19583
401692 ERASERS, RUBBER	27287	261389	19050	279275
401693 GASKETS,WASHERS,SEALS,OF RUBB	126771	1050218	136884	1251244
401694 BOAT/DOCK FENDERS,OF RUBBERS	52162	91245	466	153861
401695 OTH INFLATABLE ARTICLE OF RUBB	87	25735	44	10981
401699 OTH ARTICAL UNHARD VUL RUBBER	144573	1390335	189733	1534596
420100 SADDLERY&HARNESS FOR ANIMALS	30	518	24	233
420211 TRUNKS,SUITCASE,VANITY-CASES	1327	21179	1897	26086
420212 TRUNK,SUITCA,SATC ETC PLAS/TEX	56821	632878	23237	463589

Contd.

10.11 Imports by Economic Categories (Detail)

(In Thousand Rupees)

ITEMS	MARCH, 2015	FROM JULY, 2014	MARCH, 2014	FROM JULY, 2013
420219 OTH TRUNK,SUITCASE,VANITY-CASE	851	17766	2385	25399
420221 HANDBAG,COMP/PATENT LEATHER	24184	433713	37779	287057
420222 HANDBAGS,PLASTIC/TAXT MATERIAL	9097	100545	3374	88822
420229 OTH HANDBAGS,WITHOUT HANDLES	41426	265425	20648	192208
420231 ARTI.CARRIED.IN POCKET. LEA/COM	2958	28906	5221	18651
420232 ARTIC CARRIED IN POCK TAXT MATE	464	8789	169	3427
420239 OTH,ARTI CRRIED IN HAND/POCKET	6723	46826	2897	24641
420291 OTH CONTAINER O/S OF LEA/COMPS	235	2763		9538
420292 OTH CONTAINER O/S PLAS/TEXTILE	591	10731	1565	10682
420299 OTH CASES VULCANISED FIB/PBOA	3235	30548	1823	13165
420310 ARTICLES OF APPAREL		30428	3054	40295
420321 GLOVES,MITTENS & MITTS SPORTS	71	1922	77	1277
420329 OTH LEATHER GLOVES	2087	11543	1208	55392
420330 BELTS AND BANDOLIERS	18887	179398	14287	245202
420500 OTH ART LEA/COMP LEA TECHNICAL	36	11525	379	26261
430310 ARTI APPAR CLOTH ACCE FURSKIN		400		3230
430390 OTHER, ARTICLES OF FURSKINS		2536		120
430400 ARTICLE OF FUR&ARTICLE THEREOF		13770		22122
440131 WOOD PELLETS		7339		
440139 SAW DUST & WOOD WASTE & SCRAP	1551	9968	314	5429
440210 WOOD CHARCOAL OF BAMBOO NOT AG	12	3616		582
441300 DENSIFIED WOOD,BLOCK,PLATE,ETC	7835	29668	2869	17377
441600 CASK,BARREL,VAT,TUB&OTH PRODCT		1		34848
441890 OTH BUILDERS JOINERY/CARP WOOD	26258	281902	26247	185454
441900 TABLEWARE&KITCHENWARE OF WOOD	2009	30590	1313	17991
442010 STATUETTES/OTH ORNAMENT WOOD	153	920		1372
442090 OTH WOOD MARQUETRY&INLAID WOOD	3393	57953	4786	24777
442110 CLOTHES HANGERS OF WOOD	1208	9713	1165	9970
450490 OTH, ARTICLES AGLOMERATED CORK		1133		2
460121 MATS,MATTING&SCREEN OF BAMBOO	575	4694		5886
460122 MATS,MATTING&SCREEN OF RATTAN				4
460129 OTH MATS,MATTING&SCREN VEG MAT		1		154
460192 OTH MATTING&SCREEN OF BAMBOO		123		444
460199 OTH PLATING MATERIAL N.E.S	133	4019	202	1747
460211 BASKETWORK&OTH ARTICL OF BAMBO		3443		1907
460212 BASKETWORK&OTH ARTIC OF RATTAN	32	32		4
460219 BASKETWORK&OTH ART OF VEG MATE	295	2820	50	1138
481200 FILTER BLOCK,SLAB OF PAPERPULP		1991	85	2634
481310 CIGRETTE PAPER IN BOOKLET/TUBE	83	226	482	2472
481490 OTHER WALLPAPER & COVERINGS.	134	2185	761	2617
481620 SELF-COPY PAPER	17	17		
481690 OTHER COYING PAPER, C/T SIZE.	107	5131	368	6043
481710 ENVELOPES	591	9550	3650	13053
481720 LETTER CARDS, PLAIN POSTCARDS	899	1519	41	233
481730 BOXES,POUCHES,PAPER STATIONERY	523	7036	1289	7744
481810 TOILET PAPER	3875	46297	1269	79253
481820 HANDKERCHIEFS,TISSUES&TOWELS	7080	75822	3435	50993
481830 TABLE CLOTHS & SERVIETTES	2961	12581	254	2897
481850 ARTICLES OF APPAREL&CLOTHING	45	1486	496	1622
481890 OTH ARTI LINEN,P&P GARMET/ASSE	6890	32149	3091	60319
481910 CARTON,BOXE&CASES CORRU PAPE	39308	486082	49440	904188
481920 FOLD/CARTO/BOXE&CASE,NON-CURRU	9174	103037	19680	160403
481930 SACKS&BAGS WITH BASE 40CM/MORE	97	25118	786	15885
481940 OTH SACKS&BAGS,INCLUDING CONES	11607	76460	12487	106695
481950 OTH PACKING CONTAINERS/RE-SLEE	367	19130	2294	71990

Contd.

10.11 Imports by Economic Categories (Detail)

(In Thousand Rupees)

IT E M S	MARCH, 2015	FROM JULY, 2014	MARCH, 2014	FROM JULY, 2013
481960 BOX FILES,LETTER TRAYS,BOX,OFF	2130	34323	1725	26454
482010 REGISTERS,LETTER PADS,DIARIES	5609	69025	3113	30706
482020 EXERCISE BOOKS	747	5282	134	16888
482030 BINDERS,FOLDERS&FILE COVERS	1813	21075	543	7564
482040 MANIFOLD BUSINESS FORMS/CARBON	82	1775	362	1677
482050 ALBUMS FOR SAMPLES/COLLECTIONS	317	3772	84	5748
482090 OTH BOOK COVER,BLOTING PAD,NES	3499	17801	2564	16817
482110 P&P.BOARD LABLES PRINTED ALL=K	25092	278387	63800	402374
482190 OTH,P&P/BOARD LABLES NOT PRINT	73128	797098	176755	1207033
482210 BOBBINS, SPOOLS, CAPS , PULP.	191	12869	25	13653
482290 OTHER,BOBINS,SPOOL,CAPS ETC.PA	6005	55624	5949	59100
482320 FILTER PAPER AND PAPERBOARD	38533	151206	13890	107495
482340 ROLLS,SHEETS AND DIALS,PRINTED	3813	10296	336	4694
482361 TRAY,DISHES,PLATES,CUP,P&BORD				60
482369 OTH TRAY,DISH,PLATE,CUP,P&BORD	6394	88362	7760	63150
482370 MOULDED/PRESSED ARTICL P-PULP		16092		19786
482390 OTH,ARTICLES OF PAPER PULP,CEL	27714	206172	31900	173468
490110 PRINTED BOOKS IN SINGLE SHEETS	2833	27269	2189	18335
490191 DICTIONARIES AND ENCYCLOPAEDIA	2905	22762	6472	74263
490199 OTHER,PRINTED BOOKS/BROCHURES	342853	2350880	165483	1837258
490210 NEWSPAPERS,JOURNAL 4-TIME/WEEK		2499	462	971
490290 OTHER NEWSPAPER,JOURNALS PERIO	6956	48014	4924	61305
490300 CHILDREN DRAWING/COLOUR BOOKS	20644	150097	1647	330218
490400 MUSIC, PRINTED IN MANUSCRIPT.		1		
490510 GLOBES	49	815	17	121
490591 OTH PRNTD MATER BOOK FORM/ATLS		153		1
490599 OTH MAPS AND HYDROGRAPHIC/W-PA	6	1364	338	1559
490600 PLANS/DRAWINGS FOR ARCHITECTS	18633	256134	48087	531879
490700 BANKNOTE,CHEQUE,STAMP,BOND ETC	1302	8188481	7076709	47801711
490810 TRANSFERS ,VITRIFIABLE.	565	5828	2498	8629
490890 OTH,TRANSFERS(DECALCOMANIAS)	6506	47690	12434	83866
490900 PRINTED/ILLUSTRATED POSTCARDS	3715	37708	5235	41856
491000 CALENDAR OF ANY KIND PRINTED.	424	19716	225	19730
491110 TRADE ADVERTISING MATERIAL.	20009	186167	18718	157178
491191 PICTURES,DESIGNS&PHOTOGRAPHS	2214	9829	540	5434
500600 SILK YARN/ YARN SPUN WASTE NRS				1879
500710 FABRICS OF NOIL SILK		2042	280	2047
500720 OTH FAB CON>80% WT OF SILK	60806	976014	4132	537852
511111 WOVEN FABRICS CARDED WOOL,85%		127315		44596
511119 OTH WOVEN FABRICS CARDED WOOL	444	14268	549	21477
511120 OTH MIXED MAN-MADE FILAMENTS		79		297
511130 OTH MIXED MAINLY/SOLELY M-MADE	36	258		
511190 OTH WOVEN FAB CARDED WOL/HAIR	1246	52191	496	12761
511211 WOVEN FAB.COMBED WOOL 85%/HAIR	1142	90344		6119
511219 OTH WOVEN FAB COMBED WOOL 85%>	2385	64456		7101
511220 OTH WOVEN FAB.COM.WOLL MIX.MMF		329		4295
511230 OTH WOV.FAB.COM.WOOL MIX.M/MSF		74344		9069
511290 OTH WOV.FAB.CARDE WOOL/FA-HAIR		11458		2699
520790 OTHER,COTTON YARN PUT UP SALE	12	6491	19	5680
520811 WOV FAB COT WT<100G/SQM UNBLEA		215		
520812 WOV FAB COT WT>100G/SQM UNBLEA		18286	48646	48709
520819 OTHER WOVEN COTTON FAB UN-BLH	333	11648	126886	470566
520821 WOV FAB COT WT<100G/SQM BLEACH		3542		4631
520823 WOV FAB COT 3/4 THRD TWIL BLEC		345		
520829 OTH WOVEN FAB OF COTTON BLEACH	20	1952		3639

Contd.

10.11 Imports by Economic Categories (Detail)

(In Thousand Rupees)

ITEMS	MARCH, 2015	FROM JULY, 2014	MARCH, 2014	FROM JULY, 2013
520831 WOV FAB COT WT 100G/SQM DYED	9831	15431		14137
520832 WOV FAB COT WT>100G/SQM DYED	597	60477		
520839 OTH COTON WOV FAB<2000/SQM DYE	1443	23287	2862	116033
520841 WOV FAB COT WT 100G/SQM COLOUR		5409	44	2252
520842 COTON WOV FAB WT>100G/SQM COLO	8793	152109	4636	40806
520843 COTTON WOV FAB 3/4 THREAD TWIL	2238	3132		
520849 OTH WOV FAB WT 200G/SQM	376	21397	124	11659
520851 COTON WOV FAB 100G/SQM PRINTED	164374	782853	122409	1138585
520852 COTON WOV FAB>100G/SQM PRINTED	6792	32058		2199
520859 OTH COT WOV FAB 200G/SQM PRINT	209	24095	16872	45504
520911 WOV FAB COT WT>200G/SQM UNBLAC		86		7411
520912 COTTON WOV FAB 3-4THREAD UN-BL			267	267
520919 OTH COT WOV FAB>200G/SQM UNBLE	270	1460		1391
520921 COTTON WOV FAB BLEACH>200G/SQM	1609	127000	56	11235
520929 OTH COT WOV FAB BLE W>200G/SQM	124	1206	122	1919
520931 COTTON WOV FAB DYED>200G/SQM		3451	596	9850
520932 COTTON WOV FAB DYED 3-4 THREAD	1725	2609		41834
520939 OTH COT WOV FAB DYED>200G/SQM	2118	84100	61	12415
520941 COT WOV FAB>200G/SQM 85% COT		3646		
520942 COTTON WOV FAB DENIM>200G/SQM	4581	318745	68500	316759
520943 WOV FAB 3-4-THREAD TWILL>200G	76	156		25959
520949 OTH WOV FAB CONT 85% COT/YARN	3633	5345	46	340
520951 COTTON WOV FAB PRINTED>200GSQM		176		5
520952 WOV FAB 3-4-THREAD TWILL PRINT		63		12547
520959 OTH WOV FAB PRINTED>200G/SQM	24	38064	8276	55677
521011 COT W-FAB MIX MMF W200G/SQMUNB		79		14842
521019 OTH W-FAB COT MIX MF200GSQM UB	236	981	800	2017
521021 W-FAB COT MIX-MMF WT 200G/SQM				15331
521029 OTH W-FAB COT 85%,MMF 200G-BL		43		316
521031 COT WOV FAB MX-MMF200G/SQM DYE	3220	10617		885
521032 W-FAB3/4THR MX-MMW 200G/MW DYE		13103	327	10677
521039 OTH W-FAD COTMX MF W200G/SQMDY		7856	65251	293480
521041 W-FAB COT MX-MMF 200G/SQM		1500		6415
521049 OTH W-FAB COT MX-MMF W200G/SQM	1247	1576		11731
521051 W-FAB COT MIX,MF W200G/SQM PRI		3036		7564
521059 OTH W-FAB COT,MMF W 200G PRINT	17220	104117	314231	4334767
521111 COT W-FAB,MX MF W>200G/SQM UNB				50510
521119 OTH W-FABCOT,MF W>200G/SQM UNB	6176	89709	245608	4437371
521120 W-FAB COT WT<85% MIX MMF-BLEA		3536		165
521131 WW-FAB COT,MMF W>200G/SQM DYED				16412
521132 WOV FAB 3-4THREAD MIX>200GDYED		10508	5204	23250
521139 OTH W-FAB COT,MMF W>200G DYED		10604	2640	4329
521142 W-FAB COT DENM,MX MFW>200G/SQM	7584	131454	25033	175474
521149 OTH W-FB COT CLO YRN MMF>200G	100	3423	17	6097
521152 WOV FAB 3-4THRD MMF-W>200GPRNT			2128	4307
521159 OTH W-FAB COT,MF,W>200G/SQM PR		6219	18740	97406
521211 OTH COT W-FAB UN-BL W 200G/SQM		83		4019
521213 OTH COT W-FAB DYED W 200G/SQM	199	5978	1152	7023
521215 OTH W-FAB COT PRNTD W 200G/SQM				1823
521222 OTH COT WOV FAB BLEAC>200G/SQM		6095		
521223 OTH COT WOV FAB DYED>200G/SQM	7528	15286		11567
530890 OTH, YARN OF OTH VEG TEX FIBRE	14	14		59
530911 UN-BLE/BLE FAB CON>85%WT FLX		2192		
530919 OTH WOV FAB OF FLAX 85%OR MORE		25104		32583
530929 OTH WOV FAB OF FLAX<85% BY WT		2987		3099

Contd.

10.11 Imports by Economic Categories (Detail)

(In Thousand Rupees)

ITEMS	MARCH, 2015	FROM JULY, 2014	MARCH, 2014	FROM JULY, 2013
531090 WOV FAB OF JUTE OR OTH TEX FIB				2122
540600 M-MADE FILAMENT YARN RETAIL-SL		85		
540710 WOV FAB HI-TENACI YRN NYLON PO	8413	130271	1963	161939
540720 WOV FAB OBTAIN FROM STRIP,LIKE	18936	199558	26376	204189
540730 FAB PARALLEL SYNTH FILAMENT			2285	32230
540741 FAB 85% OR MORE NYLON FILMENT	838	12674		52438
540742 OTH FAB 85% OR MORE DYED	82304	888777	87897	1272683
540743 OTH W.FAB NYL FLAMT WT>85% DYE		28320	5559	21257
540744 OTH W.FAB FILA DIF COL NYL>85%	17192	54305	155	11005
540751 OTH W.FAB TEXTURED POLY U-BLEA	113498	1037877	144466	677892
540752 OTH W.FAB TEXTUR POLY DYED 85%	505480	4818356	445649	3228255
540753 OTH W.FAB DIF COL TEXTUR POLYS		11142		898
540754 OTH FAB TEXT POLY FIL PRINTED	23193	174286	8798	135110
540761 OTH FAB, NON-TEXT POLY FILAMENT	53720	784809	25524	287342
540769 OTH FAB POLY FIL TEXTILE MAT	27402	174370	9181	150297
540771 OTH WOV FAB SYNTH FIL BL/UN-BL		7757		10340
540772 OTH WOV FAB SYNTH FIL DYED 85%	20	10009		7627
540773 OTH W.FAB DIF COL SYN FILA PRI		6359		
540774 OTH WOV FAB SYNTH FIL PRINTED		2205		120
540781 OTH W.FAB SYN MIX COT BL/UN-BE	54	1639		
540782 OTH WOV FAB MIXED COTTON DYED	1832	46872	4633	12334
540783 OTH FAB SYN TEXMAT COLOR DYED		242		5462
540784 OTH FAB SYN TEX SQM MATERUAK	8345	86409	15076	40406
540791 OTH WOV FAB SYN F/L BL/UN-BL	721	834		
540792 OTH WOV FAB SYN F/L NS DYED	3999	16043	6010	13112
540793 OTH WOV FAB SYN F/L NES COLOUR		21296	181	7483
540794 OTH WOV FAB SYN FIL NES PRINT	9306	92407	3831	30833
540810 W.FAB HIGH TENCITY YRN VIS, RAY		38893		200
540821 OTH WOV FAB ART. FIL BL/UN-BL	794	13483	230	3718
540822 OTH WOV FAB ART. FIL DYED	14	3117		177
540823 OTH WOV FAB DIFFERENT COLOUR		5108		13037
540824 OTH WOV FAB ART. FIL PRINTED				508
540832 OTH WOV FAB ART. FIL YARN DYED		632		
540833 OTH WOV FAB ART. FIL YARN COLOR				656
551130 YARN ART STAPLE FIB FOR R/SALE				137
551211 WOV FAB OF SYN STAPLE FIBRE		34509		8854
551219 OTH WOV FAB OF SYN STAPLE FIB	7140	128934	19093	128574
551229 O/W-FEB ACR STA FIB>85%WT ACRY	163	5184	505	2686
551291 WOV FAB SYN STAP FIB BL/UN-BL	11	452		
551299 FAB WOV SYN FIB>85%BY WT SYNTH	78	1607	2602	3483
551311 W.FAB SYN STA FIB MX COT 170G		33276	21929	56579
551312 W.FAB SYN STA FIB MX COT314THR				121
551321 W-FAB SYN STA FIB MX COT DYED	6159	33397		30438
551323 POLYS,COT,STAP FIB<170G DYED		156		8202
551329 OTH FAB SYN STAP FINRE DYED		2585		64131
551331 WOV FAB SYN STAP FIB COLOUR YR		22725	4975	27206
551339 OTH WOV FAB STAP FIB<170G/SQM	1399	1917		2649
551341 WOV FAB POLY STAP FIB PRINTED		1062		69
551349 O/W-FAB SYN STAP FIB MIX COTON	1639	2234		6575
551412 W.FAB POLY STA FIB3-4 THRD>170				3331
551421 W-F POLY STAP FIB<85% DYED		5821	531	15234
551422 W-F POLY STAP FIB 3/4THRD DYED	85	9594	713	34454
551423 OTH FAB POLY FIB MIX COT DYED		886	3295	8934
551429 OTH FAB<85% MIX COT SYN FIB		10365	175	2546
551430 WOV FAB SYN YARN DIFF COLO DYE		1813		2225

Contd.

10.11 Imports by Economic Categories (Detail)

(In Thousand Rupees)

IT E M S	MARCH, 2015	FROM JULY, 2014	MARCH, 2014	FROM JULY, 2013
551441 W-F SYN FIB<85% MIX COT PRINT		2564	141	2341
551442 W-F POL FIB MIX COT 3-4T PRINT			69937	748962
551443 O/W-FAB POL FIB MIX COT PRINT	383	2417		474
551449 O/W-FAB SYN MIX COT>170G PRINT		13147	3321	13313
551511 O/W.FAB POLYS FIB MX VISCO RAY		49037	347	81671
551512 O/W.FAB POLY FIB MIX M-MAD FIB		231		54
551513 O/W FAB POLY FIB MIX WOL/F-HAI	17638	194788		56859
551519 O/W FAB POLY STAP FIB MIX O/FI		7110		6737
551521 O/W FAB ARCYL FIB MIXED O/FIB		1370		22617
551522 O/W FAB ARCYL FIB MIX WOOL		4359		1587
551529 O/W FAB ARCYLIC FIB MIX OT/FIB	502	99136	21177	78241
551591 O/W FAB SYN FIB M-MAN-MADE FIL	52	52		
551599 O/W FAB SYN MIX OTH FIBRE N.S		10	48	370
551611 W-FAB ARTI FIB 85%>BL/UN-BLEA		46687	443	895
551612 W-FAB ARTI >85% BY WEIGH,DEYED	293630	3485228	435	28036
551614 W-FAB ARTI FIB>85% WT PRINTED	101936	2399943		34283
551621 W-FAB ART FIB<85%WT MM.FILAM		12906		62
551622 W-FAB ART FIB<85% WT MM-F DYED		307		21
551623 W-FAB ART FIB<85%WT D-COL,MM-F		14435		
551624 W-FAB ART FIB<85%WT MM-F PRINT		4439		5936
551632 W-FAB ART FIB<85%WT,WOL/HAI DY		2275	1165	1165
551634 W-FAB ART FIB<85% WT,WOL/HA PR		409		
551641 W-FAB ART FIB<85%WT COT UNBL/B				2890
551642 W-FAB ART FIB<85%WT MX COT DYE	119	120		123
551644 W-FAB ART FIB<85% WT MIC PRINT	327	358		68
551692 W-FAB ART FIB<85%WT MIX O/F DY	531	9103		1120
551693 W-FAB ART FIB<85%WT D-COL,O/FI		4280		
560130 TEXTILE FLOCK,DUST & MILL NEPS	447	56531	3059	44837
560210 NEEDLELOOM FELT STICH-BOND FIB	12717	104010	10987	61534
560221 FELTS OF WOOL/HAIR,NOT COATED	265	1104		490
560229 FELTS OTH TEXT MATE, NOT COATD		344		1446
560500 METALLISED YARN,TEXTILE YARN	186994	1674925	86319	903767
560900 ARTICLES OF YARN,STRIP ROPE	1872	25718	181	3484
570110 CARPT/OTH TEX FLOR COVER KNOTD	8390	165381	14293	151508
570190 CARPETS,KNOT OF OTH TEX MATERL		2246	32	769
570210 KECEM,SCHUMACKS,KARAMAE.ETC.	182	7638	647	5909
570231 CARPETS F/COV.PILE CONS,M/MADE				2252
570232 CARPET F/COV.P/LONS NOT TEXMAT	298	1091	79	783
570239 CARPETS ECT.AOT.MADE O/TEX MAT		230		1269
570241 CARPET ETC.P/CONS.WOOL WOV.M/M	82	39726	204	4940
570242 CARPETS OTH.P/CONS.M/M/TEXT.	28852	190775	24380	135885
570249 CARPETS ETC.MADE OTH.TEX MATEL		1195		
570299 OTH CARPETS ETC.MADE O/TEX/MAT		392		113
570310 CARPET ETC WOOL/FINE ANIM HAIR		54		29
570320 CARPETS/TUFTED OF NYLON/POLYA	12531	119522	12269	134945
570330 CARPETS ETC.TUFT MAN/M TEX MAT	53213	325782	13398	232207
570390 CARPET/TUFT CARS/VEH O-TEX MAT	873	3755	93	3229
570410 TILES, < 0.3 SQM AREA.	462	6861		4818
570490 OTH CARPETS ETC.FELT N/TUFTED	62316	451340	70301	476971
570500 OTH CARPETS&OTH FLOOR COVERING	3327	10317	2952	8158
580110 WOV.PILE FAB.CHENILLE FAB.WOOL				65
580122 CUT CORDUROY, OF COTTON	11316	16396	845	28460
580123 OTH WEFT PILE FAB.OF COTTON.			257	395
580126 CHENILLE FABRICS, OF COTTON	136	8170	3844	17930
580127 WARP PILE FABRICS OF COTTON		2449		1994

Contd.

10.11 Imports by Economic Categories (Detail)

(In Thousand Rupees)

IT E M S	MARCH, 2015	FROM JULY, 2014	MARCH, 2014	FROM JULY, 2013
580131 UN CUT WEFT PILE FAB.M-MADE FIB				
580132 CUT CORDUROY, MAN-MADE FIBRES.	940	1205		
580133 OTH WEFT PILE FAB.M/MADE FIBRE		54		
580136 CHENILLE FAB. MAN-MADE FIBRES.		10303	5177	42692
580137 WARP PILE FABRICS OF COTTON	4135	8854		9571
580190 OTH PILE&CHENILLE FAB.TEX.MAT	29985	273426	4025	75650
580211 TERRY TOWEL&S/WOVEN TEYFAB.UBL		4	27	55
580219 OTH TERRY TOWEL/FABRICS,OF COT	542	3545	89	593
580220 TERRY TOWEL/FABRICS, TEX.MAT	5501	9218	4430	18591
580230 OTH TUFTED TEXTILE FABRIC	71	71		170
580410 TULLES AND OTHER NET FABRICS	269	11742	55	7577
580421 LACE MACHINE MADE,M-MADE FIBRE	5414	51421	2039	8611
580429 OTH,LACE MACHINE MADE,OTH MAT.	15545	163864	11709	58232
580430 LACE HAND MADE	56	10745	73	12782
580610 WOV.PILE FAB.& CHENILLE FABRIC	221	1795	470	5988
580620 OTH WOV. FAB. ELASTOMERIC YARN	2184	233905	40325	315547
580631 OTH NARROW WOV FAB, OF COTTON.		1661	1094	7328
580632 OTH NARROW WOV FAB,M/MADE FIB.	41543	367686	17013	294876
580639 OTH,NARROW WOV.FAB,TEX.MAT	203	115353	70452	281451
580640 OTH FABRICS,WARP W/OUT WEFTASM				18555
580710 LABEL,BADGES ETC.TEXTMAT,N/EMB	46636	756918	102164	838455
580790 OTH,LABELS,BADGES&ART.TEX/MAT	38617	674857	122677	1239108
580810 BRAIDS IN THE PIECE		7		2160
580890 OTH,ORNAMENTAL TRIM,TASSEL ETC	5213	45325	5132	43153
580900 WOV FAB.OF METAL TAREAD/YARN.		217		31
581010 EMBROIDERY W/OUT VISIBLE GROND		65		68
581091 OTHER EMBROIDERY,OF COTTON		922	25	2161
581092 OTH EMBROIDERY,M-MADE FIBRES	62	1250	115	276
590190 OTH TRACING CLOTH,BUCKRAM ETC.	28873	345821	15307	200191
590210 TYRE CORD FAB HIT.YARN NYLPLMD	132996	1071529	173040	1142621
590220 TYRE CORD FAB H/T YARN POLYSTR	3889	203244	18513	202650
590390 OTH,TEX FAB IMP,LAM, PLASTIC.	85045	627174	53859	488821
590410 LINOLEUM		1287		
590800 TEX WICKS,WOVEN,LAMP,LIGHTERS		1078	177	2861
590900 TEX HOUSE PIPING/TEX TUBING.	10941	69142	9608	43372
591190 OTH, TEX PRODUCTS/ ARTICLES,	24190	213538	31375	204733
600110 LONG PILE, FABRICS		24244	3305	37545
600121 LOOPED PILE FABRICS,COTTON		635		858
600122 LOOPED PILE FAB,MAN-MADE FIBRE		29966	3355	18018
600129 LOOPED PILE FAB,OTH TEX MAT.	356	40856	28500	177314
600191 OTH PILE FAB,KNIT/CROCH,OF COT		8135		506
600192 OTH PILE FAB,KNIT/CROCH,M-MADE	178157	3883786	55302	2004514
600199 OTH PILE FAB,KNIT/CROCH,O/TXTM	17580	77160	1119	19265
600240 KNIT CROCH FAB<30CM,ELASTOME5%	73	1207	193	6101
600290 OTH,KNIT/CROC FAB<30CM,ELAST5%	444	15505	165	9233
600310 KNIT/CRO FAB WOL/HAIR WDI>30CM		12		117
600330 KNIT/CRO SYN-FIBRE WD I>30CM		3382		
600340 KNIT/CRO ART-FIBRE WD I>30CM				86
600390 OTH KNIT/CRO FAB WD I>30CM		2507		3243
600410 KNIT/CRO FAB WD>30CM ELASTYR5%	14535	85993	6124	82095
600490 OTH KNIT/CRO FAB WD>30CM ELAST	17972	35943	2374	17703
600522 WRAP KNIT FAB OF COTTON DYED		2130	1003	6879
600523 WRAP KNIT FAB OF DIFFCLUR YRN				731
600531 WRAP KNIT FAB SYN.FIB UNBL/BLE		18416	9012	122677
600532 WRAP KNIT FAB SYN.FIBRE DYED	58676	630621	26800	234568

Contd.

10.11 Imports by Economic Categories (Detail)

(In Thousand Rupees)

ITEMS	MARCH, 2015	FROM JULY, 2014	MARCH, 2014	FROM JULY, 2013
600533 WRAP KNIT FAB SYN.FIB DIF COLO		5375	937	12532
600534 WRAP KNIT FAB SYN.FIB PRINTED		24745		
600542 WRAP KNIT FAB ART FIB DYED		3692		9267
600590 WRAP KNIT FAB O/TH H-6001-6004	6247	56468	1478	11131
600610 OTH KNIT/CRO FAB OF WOOL/HAIR		94		
600621 OTH KNIT/CRO FAB COT UNBLE/BLE				1138
600622 OTH KNIT/CRO FAB COTTON DYED		60		760
600623 OTH KNIT/CRO FAB COTON COLOR	1157	11840		
600624 OTH KNIT/CRO FAB COTON PRINTED		733		60
600631 OTH KNIT/CRO FAB SYN.FIB UNB/B	193	2107		
600632 OTH KNIT/CRO FAB SYN.FIB DYED	180513	1066090	80690	857856
600633 OTH KNIT/CRO FAB SYN.FIB COLOR		10532		5034
600634 OTH KNIT/CRO FAB SYN.FIB PRINT	5158	25782		55915
600642 OTH KNIT/CRO FAB ART FIB DYED		97		6738
600644 OTH KNIT/CRO FAB ART FIB PRINT		39		3234
600690 OTH KNITTED CROACHED FABRICS	16428	189283	14116	190781
610120 MEN/BOYS OVERCOAT/SIM ARTICLE		4852		255
610130 MEN/BOYS WIND JACKET/SIM ART.	282	510		1279
610190 OVERCOAT ETC.MEN OTH TEX KNIT.	2725	35329	1783	19636
610210 APPAREL/CLOTH/ACCESSORIES,WOOL		642		44
610220 APPAREL/CLOTH ACCES,OF COTTON,		75		144
610230 APPAREL/CLOTH ACCES,M-MADE FIB		94		
610290 APPAREL/CLOTH OF TEX MATEL,		3713		3404
610310 SUITS MEN'S/ BOYS KNITTED/CROC	950	14554	348	18495
610322 MEN/BOYS,ENSEMBLE,COTTON,KN/CR	99	394		1265
610323 MEN/BOYS,ENSEMBLE SYN/FIB,KNIT	567	567		
610329 MEN/BOYS,ENSEMBLE OTH TEX MAT,	658	6494	54	1243
610331 JACKET/BLAZER MEN/BOY,WOOL F/H		99		
610332 JACKET/BLAZER MEN/BOY COT/KNIT		2381		577
610333 JACKET/BLAZER MEN/BOYS SYN FIB		390		4232
610339 JACKET/BLAZER MEN/BOYS OTH TEX	20	18113		8090
610342 TROUSERS,ETC.MEN/BOYS COT/KNIT		1598	68	1935
610343 TROUSERS, ETC.MEN/BOYS SYN FIB		671		37
610349 TROUSERS,ETC.MEN/BOYS TEX MAT	217	5471	405	5791
610413 WOMEN/GIRLS,SUITS SYN FIBLE.		8		
610419 WOMEN/GIRLS,SUITS OTH TEX MAT		683		4290
610422 WOMEN/GIRLS,ENSUMBLE,COTT/KNIT		101		180
610423 ENSEMBLES W/GRIL SYN KNIT/CROC		25940		259
610429 WOMEN/GIRLS ENSEMBLE,TEX MAT	34	960		46
610432 JACKET/BLAZER W/GIRL COT KN/CR		1430		1476
610433 JACKE/BLAZER W/GIRL SYN KN/CR		4324		105
610439 JACKE/BLAZ W/GIRL OTH TEX K/CR		9021	54	2279
610442 DRESSES W/GIRL COTTON KNIT/CRO	13	732	909	3648
610443 DRESSES W/GIRL SYN FIB KNIT/CR		38		
610444 DRESSES W/GIRL ARTFIB KNIT/CR				143
610449 DRES W/GIRL OTH TEX MAT KNT/CR		13		742
610451 SKIRTS/D-S W/GIRL WOOL/HAIR KN				38
610452 SKIRTS/D-S W/GIRL COT KNIT/CRO		742		124
610453 SKIRTS/D-S W/GIRL SYN KNIT/CRO	581	581		120
610459 SKIRTS/D-S W/GIRL OTH TEX K/CR	36	485		183
610462 TROUSERS ETC OF COTTON KNI/CRO	140	749		2436
610463 TROUSES ETC OF SYN FIB KNITED	49	2174		175
610469 TROUSERS ETC OF OTH TEX MAT KN	375	4882	173	3660
610510 MEN/BOYS SHIRTS COTTON KNI/CRO	4060	25196	1769	36866
610520 MEN/BOYS SHIRTS M-MAD FIB K/CR	3813	13132	608	7000

Contd.

10.11 Imports by Economic Categories (Detail)

(In Thousand Rupees)

IT E M S	MARCH, 2015	FROM JULY, 2014	MARCH, 2014	FROM JULY, 2013
610590 MEN/BOYS SHIRTS O/TEXTILE K/CR	25641	160308	12039	115443
610610 W/GIRL SHIR/BLOUSES COT KN/CRO	738	15962	547	18591
610620 W/GIRL SHIR/BLO M/MADE FIB K/C		2447		7955
610690 W/GIRL SHIR/BLOU OTH TEXMATK/C	461	5422	21	9974
610711 UNDERPANTS ETC M/BOY COT KN/CR	538	11143	3089	11687
610712 UNDERPANT ETC M/BOYS M/MAD FIB		399		129
610719 UNDERPANT ETC M/BOYS OTH T/MAT	529	1453	248	2949
610721 NIGHTSHIRTS&PYJAMAS OF COTTON	381	2235	1078	8306
610722 NIGHTSHIRTS&PYJAMAS M/MADE FIB		167		697
610729 NIGHTSHIRT/PYJAMAS OTH TEX MAT		1618	33	911
610791 BATHROBES ETC OF COTTON M/BOYS		98		158
610799 BATHROBE ETC OF OTH TEX KN/CRO	21	361		356
610811 WO/GIRL SLIP, PETTICOAT KNIT/CR	1365	2239	801	1440
610819 SLIP PETTICOAT OTH TEX MATERIA		25		1546
610821 W/GIRL BRIE/PANTIES COT KN/CR		5427	153	1966
610822 W/GIRL BRIEF/PANTIES M/MAD FIB		2661		1328
610829 W/GIRL BRIEF/PANTIES OTH T/MAT		774	712	992
610831 W/GIRL N-DRESS/PAJAMA COT KN/CR	1115	3222	1450	2507
610832 W/GIRL N-DRESS/PAYJAMS M/M FIB		53		43
610839 W/GIRL N-DRESS/PAJAMAS TEX MAT	2891	7422		1296
610891 BATHROBE W/GRL COTTON KNIT/CRO		2329		195
610892 BATHROBE W/GRL MAN-MADE KN/CRO	78	2226		2
610899 BATHROBE W/GRL OTH TEX KNI/CRO		1619		219
610910 T-SHIRT,SINGLETS,VEST COT K/CR	30049	306534	12269	141103
610990 T/SHIRT,OTH TXT KN/CR	21575	206771	9445	198658
611011 JERSEY,PULOVER,CARDIGAN,WOLLEN		23541		10779
611012 JERSEY,ETC. WOOL, KASHMIR GOAT		3		
611019 OTH JERSEY PULOVER ETC.WOOLEN	44	2166	315	6479
611020 JERSEY, PULOVER ETC.OF COT K/C	411	38066	358	36666
611030 JERSEY, PULOVER M/MADE FIB K/C	277	117032		187657
611090 JERSEY,ETC. OTH TEXT. MATERIAL	8357	230176	1576	197651
611120 BABY GARMENT OF COTTON KNIT/CR	8110	69253	7900	53455
611130 BABY GARMENT OF SYN FIB KNI/CR	3740	22158	321	35587
611190 BABY GARMENT OF OTH TEX KNI/CR	79718	440324	23923	361932
611211 TRACK SUITS COTTON KNIT/CROCH		96		18
611212 TRACK SUITS SYB FIB KNIT/CROCH		514		585
611219 TRACK SUITS OTH TEX MAT KNI/CR	284	1470	52	1389
611231 MEN/BOYS SWIMWEAR SYN FIB K/CR				338
611239 MEN/BOYS SWIMWEAR OTH TEX K/CR	149	2568	28	28
611241 WOM/GIRL SWIMWEAR SYN FIB K/CR	443	980	152	494
611249 WOM/GIRL SWIMWEAR OTH TEX K/CR		53	201	278
611300 GARMENT MADE UP KNIT/CROCH FAB		423		944
611420 OTH GARMENT COTTON KNIT/CROCH	149	1591	1268	4329
611430 OTH GARMENT MAN-MADE FIB KN/CR	336	626	84	1655
611490 OTH GARMENT,OTH TEX MAT KN/CRO	8025	49908	5021	35950
611510 GRADUATE COMPRESS HOSIERY	713	161949	4063	73237
611521 OTHER PANTY HOSE AND TIGHTS	148	1447	4708	7436
611522 O-PANTY HOSE&TIGHTS S-FIB>67DX				39
611529 O-PANTY HOSE OTH-TEXTILE MATE	172	21629	1460	14959
611530 OTH-W-MEN FULL/KNEE LENG HOSIE	9045	39774	4300	28077
611594 OTH HOSIERY WOOL/FINE ANI HAIR				1875
611595 OTH HOSIERY OF COTTON	665	6202	2386	26367
611596 OTH HOSIERY OF SYNTHETIC FIBRE	149	654	223	570
611599 OTH HOSIERY OF OTH TEX MATERIL	804	6394		6829
611610 GLOV,MITTEN,ETC PCAS/RUBER K/C	275	5180	7332	65038

Contd.

10.11 Imports by Economic Categories (Detail)

(In Thousand Rupees)

IT E M S	MARCH, 2015	FROM JULY, 2014	MARCH, 2014	FROM JULY, 2013
611691 GLOVE,MITTN,MIT KN/CR WOL/HAIR		11		98
611692 GLOVE,MITTENS ETC KN/CROC COTT	1006	2010	142	736
611693 GLOVE,MITTENS ETC KNIT SYN FIB	575	2739	552	271953
611699 GLOVE,MITTENS ETC KNIT TEX MAT	602	8958	5753	36884
611710 SHAWL,SCARVE,MUFFLER,VEILS ETC	4358	56177	1340	38484
611780 OTH MADE UP CLOTHING ACCESRIES	28	6805	669	5614
611790 PARTS OF GARMENT OR CLOTH ACSS		2910	1701	12592
620111 MEN/BOYS OVERCOAT WOOL NOTKNIT		493		559
620112 MEN/BOYS OVERCOAT COT NOT KN/C	410	1012	862	1496
620113 OVERCOAT MAN-MADE FIB NOT KNIT		99		552
620119 OVERCOAT SIM ART OTH TEX MATER	182	60658	13502	38745
620191 OTH OUTER GARMENT WOOL MEN/BOY		1150	30	30
620192 OTH OUTER GARMENT COT MEN/BOYS	279	4138		4803
620193 OTH OUTER GAR M/MADE FIB M/BOY	423	13243	88	31904
620199 OTH OUTER GAR OTH TEX MAT M/BY	43	8459	1108	7206
620212 OVERCOAT ETC W/GRL COT N/KNIT	842	3512		576
620213 OVERCOAT ETC W/GRL M/MAD N/KNT		7704		1191
620219 OVERCOAT ETC W/GRL O/TEX N/KNT	186	17085		2589
620291 SKI/JACKET W/GRL WOOL NOT KNIT			47	47
620292 SKI/JACKET W/GRL COT NOT KNIT		953	74	630
620293 SKI/JACKET W/GRL M/MADE N/KNIT		1103		796
620299 SKI/JACKET W/GRL TEX MAT N/KNT	130	6114	404	3964
620311 SUIT MEN/BOYS OF WOOD NOT KNIT	47	10024	328	2541
620312 SUIT MEN/BOYS SYN FIB NOT KNIT		652		26
620319 SUIT MEN/BOYS TEX MAT NOT KNIT	4306	79590	19376	110167
620322 ENSEMBLE MEN/BOY COT NOT KNIT	802	7517		10071
620323 ENSEMBLE MEN/BOY SYN FIB N/KNT		937		424
620329 ENSEMBLE MEN/BOY OTH TEX N/KNT	573	11791	593	14032
620331 JACKET ETC MEN/BOY WOOL N/KNIT	90	2518		
620332 JACKET ETC MEN/BOY COT N/KNIT	38	3227	140	3993
620333 JACKET ETC MEN/BOY SYN FIB N/K	63	6063		7321
620339 JACKET ETC MEN/BOY OTH TEX N/K	1326	255788	2355	135302
620341 TROUSER,BIB,BRES ETC WOL M/BOY	2887	15249	5754	27554
620342 OTH TROU BIB M/BOY COTT N/KNIT	9258	56478	8609	90940
620343 OTH TROU BIB M/BOY SYN N/KNIT	855	9609	645	6659
620349 OTH TROU BIB M/BOY TEXT N/KNIT	43049	277227	16430	279838
620411 SUIT WOMEN/GRL OF WOOL N/KNT		8		4
620412 SUIT WOMEN/GRL OF COT N/KNIT		945		540
620413 SUIT WOMEN/GRL OF SYN N/K		49		
620419 SUIT WOMEN/GRL OF TEX MAT N/K	262	5561	753	2723
620422 ENSEMBLE WOMEN OF COT N/KNIT		44		
620429 ENSEMBLE WOMEN OF TEX FIB N/K		385	118	365
620431 JACKET W/GRL OF WOOL NOT/KNIT				13
620432 JACKET W/GRL OF COT N/KNIT		1422		562
620433 JACKET W/GRL OF SYN FIB N/KNIT		14893	110	35186
620439 JACKET W/GRL OF TEX MAT N/KNIT	32	5361	542	10591
620442 DRESSES W/GRL COTTON NOT KNIT	2439	23134	6367	15423
620443 DRESSES W/GRL SYN FIB NOT KNIT		150	51	5379
620444 DRESSES W/GRL ART FIB NOT KNIT		14633		633
620449 DRESSES W/GRL TEX FIB NOT KNIT	72	82483	22	3102
620452 SKIRTS W/GRL COTTON NOT KNIT	79	1343	449	2311
620453 SKIRTS W/GRL SYN FIB NOT KNIT		6255		131
620459 SKIRTS W/GRL TEX FIB NOT/KN/CR		266	64	464
620461 TROUSER W/GRL WOOL NOT KNIT/CR				604
620462 TROUSER W/GRL COTTON NOT KNIT	1052	31194	2490	20264

Contd.

10.11 Imports by Economic Categories (Detail)

(In Thousand Rupees)

ITEMS	MARCH, 2015	FROM JULY, 2014	MARCH, 2014	FROM JULY, 2013
620463 TROUSER W/GRL SYN FIB NOT KNIT		25	79	207
620469 TROUSER W/GRL TEX MAT NOT KNIT	1860	22927	1383	18224
620520 SHIRTS MEN/BOYS OF COT N/KNIT	8381	62937	4253	40552
620530 SHIRTS MEN/BOYS OF M/MAD N/KNIT		3660		7000
620590 SHIRTS MEN/BOYS OF TEX MAT N/K	6797	35264	5706	31889
620610 BLOUSES W/GRL SILK NOT KNITTED				288
620620 BLOUSES W/GRL WOOL NOT KNITTED				68
620630 BLOUSES W/GRL COT NOT KNITTED	1703	12335	1283	10546
620640 BLOUSES W/GRL M/MADE NOT KNIT		7469		2281
620690 BLOUSES W/GRL TEX MAT NOT KNIT	1649	12617	891	6995
620711 UNEDERPANT ETC MEN/BOY COTTON	467	3109		6151
620719 UNDERPANTS ETC MEN TEX MAT NK		2527	151	3741
620721 NIGHTSHIRT/PYJAMA MEN COT N/K		251	362	412
620729 NIGHTSHIRT/PYJAMA MEN T/MAT NK	4234	13262	2446	19310
620791 BATHROB ETC MEN COTTON N/KNIT		12		49
620799 BATHROB ETC MEN TEX MAT N/KNIT	472	4477	299	2111
620811 SLIPS/PETTICOAT W/GRL COT N/NK				19
620819 SLIPS/PETTICOAT W/GRL T/MAT NK	30	604	31	870
620821 NIGHTDRESS/PYJAMA WOMEN COT NK		2917		
620822 NIGHTDRESS/PYJAMA WOMEN M/M NK	203	1042		625
620829 NIGHTDRESS/PYJAMA WOMEN T/M NK	4742	21766	1328	8653
620891 BATHROB ETC W/GRL COTTON N/NK	32	778		517
620892 BATHROB ETC W/GRL M/MAD FIB NK		1911	67	146
620899 BATHROB ETC W/GRL TEX MAT N/NK	99	6289	1801	5470
620920 BABIES GARMENT ETC COT N/KNIT	6553	14113	1612	6967
620930 BABIE GAR&CLOTH SYN FIB N/KNIT	33	738	36	669
620990 BABIE GAR&CLOTH TEX MAT N/KNIT	45506	429632	7627	332134
621010 GAR MADE UP FAB H-56.02/56.03	788	6868		4016
621020 OTH GAR MEN/BOY H-6201-11,19	141	304		2495
621040 OTH MEN/BOYS MADE UP FAB	12	1937	131	1641
621050 OTH MEN WOMEN/GIRL FAB N/KNIT	573	2091		2601
621111 SWIMWEAR MEN/BOYS NOT KNITTED	153	1157		787
621112 SWIMWEAR WOM/GIRL NOT KNITTED			283	779
621120 SKI SUITS NOT KNIT/CROCHETED		97		47
621132 OTH GAR MEN/BOYS OF COTTON	166	1720	1613	4509
621133 OTH GAR MEN/BOYS OF M/MADE FIB	832	3069	838	2885
621139 OTH GAR MEN/BOYS OF TEX MATERI	880	4935		68872
621142 OTH GAR WOM/GIRL OF COTTON	732	2504		168
621143 OTH GAR WOM/GIRL OF M/MADE FIB		1218		2155
621149 OTH GAR WOM/GIRL OF TEX MATERI	83	5922	387	2237
621210 BRASSIERES	44353	402187	20757	167922
621220 GIRDLES AND PANTY-GIRDLES	2585	11746	855	7370
621290 BRACES,SUSPENDERS,GARTER&PARTS	1849	26242	1696	33607
621320 HANDKERCHIEFS OF COTTON	859	20306	3750	9838
621390 HANDKERCHIEFS OF OTH TEX MAT	8296	44953	370	11200
621410 SHAWLS,SCARVES ETC & LIKE SILK		1590		42
621420 SHAWLS,SCARVES ETC & LIKE WOOL	67	14838		1642
621430 SHAWL,SCARVE ETC&LIKE SYN FIB	120	14140	50	11045
621440 SHAWL,SCARVE ETC&LIKE ART MAT		11240		8960
621490 SHAWLS OF OTH TEX MATERIALS	8785	123992	6291	49561
621510 TIES,BOW TIES&CRAVATS OF SILK	704	3241	2575	8059
621520 TIES,BOW TIES&CRAVATS M/M FIB	67	1881	321	2545
621590 TIES,BOW TIES&CRAVATS TEX MAT	2020	8651	931	7454
621600 GLOVES, MITTENS AND MITTS.	1204	75727	1985	30414
621710 MADE UP CLOTHING ACCESSORIES	7191	79251	5685	113191

Contd.

10.11 Imports by Economic Categories (Detail)

(In Thousand Rupees)

ITEMS	MARCH, 2015	FROM JULY, 2014	MARCH, 2014	FROM JULY, 2013
630110 ELECTRIC BLANKETS		276		2881
630120 BLANKET/TRAVEL RUGS OF WOOL/H	12	6404	32	2581
630130 BLANKET/TRAVEL RUGS OF COTTON	29	313	374	1658
630140 BLANKET/TRAVEL RUGS OF SYN FIB	210930	2530218	133451	2039364
630190 BLANKET/TRAVEL RUGS OF TEX MAT	472	98414	11013	103699
630210 BED LINEN,KNITTED/CROCHETED	6415	76413	4097	65729
630221 OTH BED LINEN,PRINTED,N/KNIT		7017		5420
630222 OTH BED LINEN,PRINTED M/MADE	322	1331		576
630229 OTH BED LINEN,PRINTED MILL-MAD	89	1730	149	316
630231 OTH BED LINEN COTTON N/KNIT/CR	12564	13685	937	5684
630232 OTH BED LINEN OF MAN-MADE FIB		531	34	157
630239 BED LINEN OTH TEX MAT NOT KNIT	3913	26865	13621	69800
630240 TABLE LINEN KNITTED/CROCHETED		305		240
630251 TABLE LINEN OF COTTON KNITTED		491		1654
630253 TABLE LINEN OF MAN-MADE FIBRES				107
630259 TABLE LINEN OF OTH TEX MATERIA		58		116
630260 TOILET & KITCHEN LINEN COTTON	1301	7611	565	5271
630291 OTH TOILET/KITCHEN LINEN COTTN	47	1126	90	190
630293 TOILET/KITCHEN LINEN M/MAD FIB		79	165	485
630299 TOILET/KITCHEN LINEN TEX MAT	2031	6125	17	824
630312 CURTAINS/BLINDS/VALANCE SYN FIB	130	565516	72	7809
630319 CURTAINS/BLINDS/VALANCE TEXMAT	83	980	33	1388
630391 OTH CURTAN,BLIND,VALANC OF COT	9	176	2469	2639
630392 OTH CURTAINS/VALANCE OF SYN FIB	4584	35743	1100	23746
630399 OTH CURTAINS/VALANCE OF TEXMAT	121	4044		3569
630411 BED-SPREADS KNITTED/CROCHETED		3599	1517	3328
630419 BED-SPREADS, OTHERS	2274	7100	131	5427
630491 OTH FURNISHING ARTICLES KNITED	4357	19528	9436	20373
630492 OTH FURNISHING ARTICLE COT KNT		50		23
630493 OTH FURNISHING ARTICLE SYN FIB		1207		1514
630499 OTH FURNISHING ARTICLES TEXMAT		244	1803	14556
630510 SACK/BAGS OF JUTE OTH TEX FIB	19196	90698	3316	6324
630520 SACKS AND BAGS OF COTTON	585	726	122	166
630532 SACK/BAGS MAN-MADE TEX MATERIL		52864	28023	285691
630533 SACK/BAGS OF POLYETHYLENE/PROP	24879	131166	14127	139337
630539 OTH SACK/BAGS MAN-MADE TEX MAT	26863	245920	12158	160862
630590 SACKS/BAGS OTH TEX MATERIAL	417	22917	140	18066
630612 TARPULINS,AWNINGS ETC SYN FIB	5181	123962	2799	127574
630619 TARPULINS,AWNINGS OF TEX MAT	143	3416	586	3985
630622 TENTS OF SYNTHETIC FIBRES	7485	55685	6165	33636
630629 TENTS OF OTH TEX MATERIAL	14979	23906		29714
630630 SAILS OF OTH TEXTILE MATERIAL		56		56
630690 OTH CAMPING GOODS OTH TEX NAT		19224	15	1395
630710 FLOOR/DISH/CLEANING CLOTH ETC	2967	24074	808	14309
630720 LIFE-JACKETS AND LIFE-BELTS	2136	17611	1054	10720
630790 OTH MADE UP ARTICLE DRESS PTN	28765	213632	17661	164490
631090 USED&NEW RAGS,SCRAP ETC TEXMAT	1762	42519	3203	27274
640110 FOOTWEAR INCORPORATPROTE M-TOE		1233	676	3355
640192 OTH FOOTWEAR COVERING ANKLE		35		
640199 OTH FOOTWEAR NES UPPER NOT FXD	39	4963	163	2625
640212 SPORTS FOOTWEAR,SKI-BOOT ETC	37	210		144
640219 OTH SPORTS F-WEAR SOLES RUB/PL	4707	24594	31	30627
640220 F-WEAR WITH UPPER STRAP ASSEMB	211	16225	16	2083
640291 F/WEAR COV ANKLE SOLE/UPPERS	28	2822		
640299 OTH F/WEAR SOLE/UPPER RUB/PLAS	31247	118640	9715	143734

Contd.

10.11 Imports by Economic Categories (Detail)

(In Thousand Rupees)

ITEMS	MARCH, 2015	FROM JULY, 2014	MARCH, 2014	FROM JULY, 2013
640312 SPORTS FOOTWEAR SKI/SNOWBOARD		1389		
640319 OTHER; SPORTS FOOTWEAR	49723	521201	14591	535616
640320 FOOTWEAR OUTER SOLE OF LEATHER	1970	96050	133	74950
640340 OTH FOOTWEAR WITH METLTOE CAP	6518	34367	6150	24927
640351 OTH FOOTWEAR SOLE COV ANKLE		4840		493
640359 OTH FOOTWEAR OUTERSOLE LEATHE	1127	12703		3929
640391 OTH F-WEAR OUTERSOLE COMP LEA	5837	77538		8819
640399 OTH F-WEAR O/S RUB, PLAS, LEA	65344	920685	61493	869923
640411 SPORTS FOOTWAR SHOES RUB/PLAS	39304	424661	17059	353967
640419 OTH FOOTWEAR OUTER SOLE RUB/PL	79299	2111576	33219	1191248
640420 FOOTWEAR OUTERSOLE COMP LEATHR	107	2362	82	17403
640510 FOOTWEAR UPPER/COMP LEATHER	31003	1932627	15459	1753066
640520 FOOTWEARS UPPER TEX MATERIAL	834	79195		47367
650200 HAT-SHAPE,PLAITE LINED N/TRIM		27		111
650400 HATS&OTH HEADGEAR PLAITED	204	2373	428	31452
650500 OTH HATS AND HEADGEAR KNITTED	2275	19361	2713	9730
650610 SAFETY HEADGEAR	12829	193364	4840	175219
650691 OTH HEADGEAR RUBBER/PLASTICS	427	1942	27	909
650699 OTH HEADGEAR OF OTH MATIRIALS	746	6260	223	23526
650700 HEADBAND LINING COVERHAT FOUN	698	8649	213	4947
660110 GARDEN OR SIMILAR UMBRELLAS	11351	41888	1256	23902
660191 OTH UMB WITH TELESCOPIC SHAFT		118		101
660199 OTH UMBRELA/SUN UMBRELLAS	2904	64061	1772	42986
660200 WALKING STICKS SEAT STICKS	409	1701	65	1869
660320 UMBRELLA FRAMES INCL F/MOUNTED	5	716	39	1279
660390 OTH PATS/FITTING UMBRELLAS	21	376	33	218
670100 SKINS AND OTH PARTS OF BIRDS	7	13		
670210 ARTICLE MADE ARTIFICIAL FLOWER	2968	23647	595	16668
670290 ARTIFICIAL FLOWER,FOLIAG O/MAT	10376	163284	3412	76772
670300 HUMAN HAIR DRESSED THINNED BLE		11		149
670411 COMPLETE WIG OF SYN.TEXT MAT.	16	161	301	395
670419 OTH BEARD, EYE BROW SYN.TEXT MA	115	2902		813
670420 WIGS,BEARDS OF HUMAN HAIR		161		19
691090 OTH CERAMIC SINKS WASHBASIN PE	23	18709	663	4997
691110 TABLEWARE & KITCHENWARE	141593	1379691	55912	828603
691190 OTH HOUSEHOLD ARTICLES OF PORN	16005	231899	9903	134341
691200 CERAMIC TABLEWEAR KITCHENWEAR	1958	66211	2121	19375
691310 STATUT ORNAMENT PORCELAIN CHI	375	1866		269
700992 FRAMED GLASS MIRRORS	3551	71711	4091	53782
701010 AMPOULES	16080	211136	21666	192953
701020 STOPPERS,LIDS AND OTH CLOSURES	1768	28786	1653	18324
701190 OTHER, GLASS ENVELOPES	149	2077		978
701310 INDOOR D?COR OF GLASS CERAMICS	5894	68549	4912	47300
701322 STEMWARE DRIN GLA LEAD CRYSTAL		4		4
701328 OTH STEMWARE DRINKING GLASS	1248	26256	428	7387
701333 O-DRINKING GLASS LEAD CRYSTAL		362		
701337 OTH DRINKING GLASS O/T GL-CEMI	7391	59547	13926	32717
701341 G-WARE TABLE,KICH LEAD CRYSTAL		145		
701342 G-WARE LINEAR C-EXPENSION-5x10		1048		205
701349 O-GL-WARE L-C-EX=5x10 T,0-300C	48401	460521	42334	304612
701391 OTH GLASS-WARE OF LEAD CRYSTAL	219	4403		707
701590 OTH CLOCK/WATCH/NON-CORRETVE		1280	201	1114
701690 OTH PAVING BLOCKS/SLABS/BRICKS	2479	10622	864	9131
701710 LAB HYG/PHAR GL-WARE W/N GRADU	7212	42213	1688	31214
701720 LAB HYG/PHAR GLASSWARE L/C=10K	39	4704	157	2617

Contd.

10.11 Imports by Economic Categories (Detail)

(In Thousand Rupees)

ITEMS	MARCH, 2015	FROM JULY, 2014	MARCH, 2014	FROM JULY, 2013
701790 OTH LAB GLASSWARE ETC N.S.	5101	66545	6217	65064
701810 GLASS BEADS, S/PERAL/PRE-STON	55190	628327	27932	257199
701820 GLASS MICROSPHERRES=1MM DIA	4868	46765	4113	53131
701939 OTH WEBS,MATTRESSES,BOARD ETC	102266	551078	33430	446605
701940 WOVEN FABRICS OF ROVINGS	1914	7975	190	15743
701951 OTH WOVEN FABRICS WIDTH=30 CM	1461	6786	230	7369
701952 OTH WOV FAB WID<30CM WT<250G/M		3271		146
701990 OTH ARTICLES OF GLASS FIBRES.	18549	203392	27261	163942
711299 OTH WASTE/SCRAP PRECIOUS METAL	42	61		
711311 ARTICLE OF JEWELLERY OF SILVER		305	2816	2920
711319 ART OF JEWEL OF OTH PRE METAL	4053	40677	227	3061910
711320 ART(JEWELRY)BASE MTL-CLD P-MTL		415		440
711411 ART OF SILVER WARES W/N PLATED		839		166654
711419 ART OF PRE METALS W/N PLAT		353		92
711420 OTH WARES/PARTS OF BASE METALS				56
711510 CATALYST INFORM WIRE/GRIL PLAT		82850		62671
711590 OTH ART PREMETS/MET CLAD P/MTL	5693	43015		12423
711610 ART NATURAL/CULTURED PEARLS		7		24
711620 ART PRECIOUS/SEMI-PRE STONES	41	426		337
711711 CUFF-LINKS/STUDS-BASE METAL	1674	9069	2026	7266
711719 OTH IMITATION JEWELLERY B/METL	38488	454921	6545	96501
711790 OTH IMITATION JEWEL B/METL,N.S	25713	299396	33556	390935
731829 OTH COACH SCREW,BOLTS,NUT I/S	19952	131191	14809	175218
731940 SAFETY PINS & OTHER PINS	3459	33274	979	9750
732090 OTHER,SPRING OF IRON AND STEEL	29758	284656	28619	231859
732111 COOKING APPLI&PLATE WARMER GAS	21424	185082	9599	96060
732112 COOK APPLI/PLAT WARMER LIQ FUL		543		119
732119 O-COKING APPLI INCL SOLID FUEL	1355	35473	866	13746
732181 OTH APPLI FOR GAS & OTH FUELS	698	10184	490	8167
732182 OTH APPLI FOR LIQUID FUEL	44	9069		4155
732189 OTH APPL INCL APPLI SOLID FUEL	1575	3999	11	924
732290 OTH AIR HEATER&HOT AIR DUSTRBU	750	159270	229	290530
732310 IRON/STEEL WOOL,POT SCROEL ETC	14972	191053	15812	129131
732391 OTH BUCKETS OF CAST IRON ENAMA	456	2804		190
732392 OTH H-HOLD ART CASTIRON ENAMA	496	1763		1680
732393 OTH DOMESTIC UTEMISLS STA-STEL	1885	46069	1071	19839
732394 OTH DOMESTIC UTENSIL IRON/STEL	12207	144870	21082	99561
732399 OTH H-HOLD ARTCL, PART THEREOF	41241	448102	32380	303805
732410 SINK&WASH BASIN STAINLESS STEL	4708	36531	2036	17460
732421 BATH TUBS CASTIRON W/N ENAMEL	1062	5663	130	491
732429 OTH BATH,SINK,W-BASIN ENA IRON	8202	79472	5061	39430
741539 OTH THREAD ARTICLES OF COPPER	12907	73460	6426	52486
741810 TABLE,KITCH/OTH HOUSEHOLD ARTI		3618		46
741820 OTH SANITARY WARE,PARTS COPPER		3257	49	508
741910 CHAIN,PARTS THEREOF OF COPPER				897
741991 CAST,MOULDED,STAM,FORGED,COPPE		1068		1310
750720 TUBE OR PIPE FITTING NICKEL	2759	7072		11614
750810 CLOTH,GRIL NETING OF NICK WIRE		1138	2551	2551
761490 OTH STRAN WIR,ROP,CABL,PL ALUM	140943	418733	186075	881376
761510 TABLE,KITCH,POT POLISHPAD ALUM	3942	49449	4743	49109
761520 SANITARY WARE&PATS OFALUMINIU	36	931	42	437
761610 NAILS,BOLT,NUT,SCREW ETC ALUMI	960	7449	934	5386
761691 CLOTH,GRIL,FENCING OF ALUM WIR	141	10880	1883	2913
780420 LEAD, POWDERS AND FLAKES		247		274
800300 TIN BAR, ROD, PROFILE AND WIRE		135		182

Contd.

10.11 Imports by Economic Categories (Detail)

(In Thousand Rupees)

IT E M S	MARCH, 2015	FROM JULY, 2014	MARCH, 2014	FROM JULY, 2013
810194 OTH UN-WROUGHT TUNGSTEN,BAR RD		173		226
810295 OTH MOLYBEDNUM BAR,ROD,SINTER		1584		1224
810430 RASPIINGS,TUMINGS,ETC MAGNESIUM			124	124
820900 PLATE STICK,TIPS TOOL CERMET	5320	61233	12677	70631
821000 HAND-OPERATE MECHANICAL APPL	1764	14135	105	9107
821110 SETS OF ASSORTED ARTICLES	77	977	163	1124
821191 TABLE KNIVES HAVING FIX BLADE.	1657	15857	1023	8591
821192 OTH KNIVES HAVE FIXED BLADES.	2630	23477	1691	17426
821193 KNIVE OTH THAN FIXE BLADES.	108	2045	24	961
821194 BLADES	385	6197	2250	8151
821195 HANDLES OF BASE METAL	15	978	21	179
821210 RAZORS	67591	764373	12719	760311
821220 SAFETY RAZOR BLADES,	32982	200563	146703	150957
821290 OTHER PARTS	129	17332	11654	20978
821300 SCISSORS,TAILORS,SHEARS BLADE	2068	27007	1830	13388
821410 PAPER KNIVES,LETTER OPENER,ETC	12408	103036	6712	73805
821420 MANICURE OR PEDICURE SETS.	2231	34305	1714	23527
821490 OTH ARTICLES OF CUTLERY .	3523	29301	1125	10929
821510 SET OF ASORTED ARTICLE-PRECMTL		363		387
821520 OTH SETS OF ASSORTED ARTICLE.	1813	15979	180	14968
821591 OTH ARTICLE,NOT INSETS,PLATED		36	58	58
821599 OTHER ARTICLES	2809	40990	2055	28683
830110 PADLOCKS	43178	450611	54469	341720
830120 LOCKS FOR MOTOR VEHICLES.	3694	34922	1474	27949
830130 LOCKS FOR FURNITURE	63976	536875	17176	271713
830140 OTHER LOCKS	44874	325861	26712	211970
830150 CLASPS AND FRAMES WITH CLASPS.	51	1330	419	678
830160 PARTS OF LOCKS	3761	21386	984	12812
830170 KEYS PRESENTED SEPARATELY	3056	12266	4472	21776
830210 HINGES	37064	243015	11384	134252
830220 CASTORS	4718	44891	4806	41001
830230 OTH MOUNTING,FITING MOT-VEHICL	1826	4104	567	1740
830241 OTH MOUNTING,FITING BUILDING	2482	9607	2161	11572
830242 OTH MOUNTING,FITING FURNITURES	38627	346535	10755	226368
830249 OTH FITINGS OF BASE METAL N.S.	18542	143077	11416	94762
830250 HAT-RACKS,HAT-PEGS,BRACKET&FIX	1484	39108	472	11581
830300 ARMOURED/REINFORCED SAF B-MTL.	365	25265	476	18106
830400 FILING CARD-INDEX CABINET/TRAY	310	6941	615	6273
830510 FITTING FOR LOOSE-LEAF BINDERS	550	11502	108	9029
830520 STAPLES IN STRIPS	8699	87654	6283	61338
830590 OTH, INCLUDING PARTS	2339	46747	3818	26011
830610 BELLS,GONGS ETC.ELECTRIC METAL	1785	7630	1640	3916
830621 STATUETT OTH ORNAMENT BASE MTL		27		
830629 OTH STATUETT OTH ORNAMENT	1162	9813	767	8425
830630 PHOTOGRAPH,PICTURE FRAME MIRROR	215	1536	126	2104
830710 FLEXIBLE TUBING OF IRON/STEEL	2410	103736	14414	159285
830790 FLEXIBLE TUBING OF BASE METAL	10364	150482	7141	140597
830810 HOOKS, EYES AND EYELETS	17054	190296	34143	233879
830820 TUBULAR OR BIFURCATED RIVET	36754	370011	88008	597868
830890 OTH ARTICLES B/METAL INC/PARTS	28012	321527	31646	236014
830910 CROWN CORKS OF BASE METAL	38	15249		53
830990 OTH;SCREW CAPS POURING STOPERS	58905	436895	69388	425550
831000 SIGN-NAME PLATE,ETC.BASE METAL	14933	69255	1256	35516
831110 COATED ELECTRODE OF BASE METAL	59875	619837	84491	649757
831120 CORED WIRE OF BASE METAL,	4269	30883	12476	55958

Contd.

10.11 Imports by Economic Categories (Detail)

(In Thousand Rupees)

ITEMS	MARCH, 2015	FROM JULY, 2014	MARCH, 2014	FROM JULY, 2013
831130 COATED RODS&CORED WIRE,B/METAL	22627	106186	10801	41039
851290 PARTS OF THE HEADING NO.85.12	1364	272101	1104	10423
852290 OTH T/COM EQ/AC HD 85.19-85.21	7662	85473	7749	78206
852321 CARDS INCORPORTAING MAG STRIPE	12562	86171	4754	53113
852329 MAGNETIC DISCS	1697	39880	2158	33189
852341 OTHER OPTICAL MEDIA UNRECORDED	938	422357	21203	94649
852349 OTHER OPTICAL MEDIA	17051	2787382	277126	671036
852351 SOLID STATE NON-VOLATILE STORA	16707	219272	7928	85798
852352 SMART CARDS SEMICONDUCT MEDIA	112455	2078301	26870	1570743
852359 PROXIMITY CARDS AND TAGS	15406	203216	83406	339293
870990 PARTS,H-NO.87.09 OF WORK TRUCK	699	3662	110	7938
871499 OTHER,PARTS AND ACCESSORIES	16299	112534	13547	242494
880390 OTH PARTS OF H-88.01 OR 88.02	447582	2525419	789873	4000034
902000 OTH BREATHING APP & GAS MASK,	9201	109293	17070	243948
902110 ORTHOPAEDIC/FRACTURE APPLIANCE	2686	30826	1962	201192
902121 ARTIFICIAL TEETH	57	1103		65
902129 OTHER; DENTAL FITTINGS	1048	17042	1402	11930
902131 ARTIFICIAL JOINTS	29824	237823	18228	155720
902139 OTH ARTIFICIAL PARTS OF BODY	281003	1720088	163368	1279968
902140 HEARING AIDS,EXCL PART/ACCESSO	17779	63273	4563	29477
902150 PACEMAKER STIMULAT HEART MUSCL	12017	201225	5388	118096
903300 PARTS& ACCE OF HEARING AIDS	16624	201321	14789	221761
910111 WRIST WATCH,ELE OPE,MECH DISPL	103	3671	67	67
910119 O-W-WATCH ELECTRICALLY OPERATED	58912	132601	1317	17623
910129 O-W-WATCH,W/N INCO.STOP WATCH		824		64
910191 OTH. POCKET-WATCH ELE OPERATED				12
910199 O-WATCHES INCL STOP WATCHES	372	1505	219	2935
910211 W-WATCH,MACH DISPL O/TH H-9101	1531	23722	382	10489
910212 W-WATCH,OPTO ELECTRONIC DISPLY				78
910219 O-W-WATCH W/N INCOR STOP WATCH	4844	123664	2922	58930
910221 W-WATCH,AUTO-WIND O/T H-9101	2634	2654		
910229 O-W-WATCH O/THAN H-9101	34958	748019	113079	1216963
910299 O-POCKET/STOP WATCH O/T H-9101	19724	78868		1098
910310 CLOCK WATCH MOVE ELECT OPERATD				142
910390 OTH,CLOCKS WATCH MOV EX.91.04		2644	94	119
910400 INS PANEL CLOCK-AIR&SPACECRAFT		356		80
910511 ALARAM CLOCK,ELECTRICALLY OPE.	790	7948	797	6016
910519 OTHER, ALARAM CLOCK	516	19355	359	19628
910521 WALL CLOCK,ELECTRICALLY OPERAT	937	10266	1449	7202
910529 OTHER WALL CLOCKS	2760	34613	1120	15889
910591 OTH,CLOCK ELECTRICALLY OPERATD	264	4825	332	2642
910599 OTHER CLOCKS	985	4867		10526
910610 TIME-REGISTER,TIME RECORDERS	37	7266		6740
910690 OTH,TIME OR DAY RECORDING APPA	2746	20300	2119	32038
910700 TIME SWITCHES WITH CLOCK/WATCH	3851	74287	3622	95813
910811 WATCH MOVE ELEC.OPE MACH DISPL		1738		136
910812 WATCH OPTO-ELECTRONIC DISPLAY		21		
910819 OTH,WATCH MOVE ELECT.OPERATED		1219		509
910890 OTH,WATCH MOVE COMPLETE ASSEMB		731		2815
910910 ELE OPER.CLOCK MOVE COMP/ASSEM		270		151
910990 OTH CLOCK MOVEMENT COMP&ASSEMB	556	8949		2828
911011 COMP MOVE,UNASSEMBLED WATCH	1296	5515		3881
911012 INCOM MOVE,ASSEMBLED OF WATCH				496
911019 ROUGH MOVEMENTS,OF WATCHES		61		87
911090 OTH,COMP MOVE WATCH/CLOCK UN-A	81	4149	88	5079

Contd.

10.11 Imports by Economic Categories (Detail)

(In Thousand Rupees)

ITEMS	MARCH, 2015	FROM JULY, 2014	MARCH, 2014	FROM JULY, 2013
911120 WATCH CASES BASE METAL,W/N G/S				92
911180 OTHER;WATCH CASES	563	3281	20	681
911190 PARTS OF WATCH CASES	1348	24346	710	16968
911220 CLOCK CASE&CASE OF SIMIL GOODS	710	6699		5321
911290 PART OF CLOCK CASE/SIMILR CASE	1271	3473	11	1393
911310 WATCH STRAPS,BAND PRECI METAL.				3223
911320 WATCH STRAPS,BAND OF BASE METL		370		514
911390 OTH,WATCH STRAPS,BANDS PART	1153	7977	325	8884
911430 DIALS	65	366		198
911490 OTH;CLOCKS OR WATCH PARTS,N.S.	1012	12015	387	6460
920120 GRAND PIANOS	57	57		
920190 OTH,HARPSICHORD KEYBOARD STRIN	34	103		400
920210 OTH STRING PLAYED WITH A BOW		115		
920290 OTH,STRING MUSICAL INSTRUMENTS	1062	5228	76	3932
920510 BRASS-WIND INSTRUMENTS		36		67
920590 OTH,WIND MISICAL INSTRUMENTS,NS		53	191	211
920600 PERCUSSION MUSICAL INSTRUMENTS	64	622		159
920710 KEYBOARD INS,O/THN ACCORDIONS		686		
920790 OTH,MUSICAL INSTRUMENTS	271	2454	37	3377
920810 MUSICAL BOXES	229	2504	168	757
920890 OTH;MECHANICAL STRET ORGAN,INS	1882	18182	171	13335
920930 MUSICAL INSTRUMENT STRINGS		39	696	721
920992 PARTS&ACCE MUSICAL INS H-92.02		428		247
920999 OTH;PARTS&ACCE(CARDS,DISCS)		144		77
930110 ARTILERY WEAPONS(GUNS/MORTAR)		2132		
930120 GRENADE/ROCKET LAUNCHERS		56023		
930190 OTHER MILITARY WAPONS		781298	18332	18630
930200 REVOLVERS PISTOLS,O/TH93.3.04	71334	635295	49722	322414
930320 OTH,SPORTING,HUNTING SHOTGUNS	26038	76082	14493	88140
930330 OTH,SPORT,HUNTING,SHOTING RIFL	1044	7584		
930390 OTH;FIREARMS,DEVIC OPE FIR EXP	360	30760		
930400 OTH,ARMS OF HEADING NO.93.07	78	12242	76	5069
930510 PARTS ACCE OF REVOLVERS,PISTOL		845		2479
930520 PARTS&ACC.SHOTGUNS/RIFL.H-9303	85	19611		
930591 OTH PART MILITARY WEAPON H93.01				1551
930621 SHORTGUN CARTRIDGES	4347	49215		50549
930630 OTH,CARTRIDG & PARTS THEREOF.		139053	8940	36286
930690 OTH;AMMUNITION OF WAR & PARTS.		103		
930700 SWORDS,CUTLASSES,BAYONETS,LANC		171		
940110 SEATS OF A KIND USED,AIRCRAFT.	4441	25997		19
940120 SEATS FOR MOTOR VEHICLES.	2075	16986	1731	9926
940130 SWIVEL SEATS VARIABLE HEIGHT.	18960	104215	42	51180
940140 SEATS O/THN GARDEN SEATS,CAMP	2797	11977	168	22550
940151 SEATS OF CANE,OSIER,BAMBOO.		2862		275
940159 OTH SEATS AND PARTS THEREOF	444	2477		1081
940161 OT,SEATS UPHOLSTERED WOOD FRAM	1657	12433		10900
940169 OTHER SEATS,WITH WOODEN FRAMES	981	12656	568	18737
940171 OT-SEATS UPHOLSTERED METALFRAM	12234	53827	1588	30676
940179 OTHER SEATS;WITH METAL FRAMES	16277	121109	4690	68333
940180 OTHER SEATS WITH METSL FRAMES	20784	145036	4885	45015
940190 PART OF THE SEATS OF H-94.01.	111384	1194909	59850	538441
940310 METAL FURNITURE USED IN OFFICE	5509	51593	523	26883
940320 OTH,METAL FURNITURE O/THN OFFI	9672	112654	8160	65121
940330 WOODEN FURNITURE-OFFICE USE	4758	77404	7463	60175
940340 WOODEN FURNITURE-KITCHEN UES	6437	43799	3987	44753

Contd.

10.11 Imports by Economic Categories (Detail)

(In Thousand Rupees)

ITEMS	MARCH, 2015	FROM JULY, 2014	MARCH, 2014	FROM JULY, 2013
940350 WOODEN FURNITURE FOR BEDROOMS	16994	205021	15628	164139
940360 OTHER WOODEN FURNITURE	11078	170229	17946	192246
940370 FURNITURE OF PLASTICS	3935	52165	5138	38684
940381 FURNITURE OF OTHER MATERIAL		301		7014
940389 OTHER FURNITURE OF CANE, OSIER	4435	56764		15465
940390 PARTS FURNITURE H -NO.94.03.	5863	50898	859	39090
940410 MATTRESS SUPPORTS		4588		601
940421 MATTRESS CELLU RUBBER/PLSTIC		1381		2648
940429 MATTRESS OF OTHER MATERIALS	2641	4624	436	1590
940430 SLEEPING BAGS		270	120	365
940490 OTH,ARTI BEDDING&SIMI FURNISH.	4592	40690	671	30332
940510 CHANDELIERS & OTH ELE CEILING.	125206	1292891	77778	642087
940520 ELECTRIC TABLES,DESK,BEDSIDE	6748	57485	1067	26868
940530 LIGHTING SETS CHRISTMASTREES	7018	123042	624	29224
940540 OTH ELE LAMPS,LIGHTING FITTING	97690	1280679	72874	600027
940550 NON-ELE LAMPS LIHTING FITTING.	150	16356	3448	5723
940592 PARTS OF PLASTIC H-94.05,N.E.S	471	3846	228	2322
940600 PREFABRICATED BUILDINGS.	246572	2013370	85176	2050776
950300 TRICYCLES,SCOOTERS,PADAL CARS	273785	2977504	115679	1988348
950420 ARTI&ACCE, BILLIARDS ALL KIND	223	24026	2165	16494
950430 OTH GAMES OPERATED BY COIN	13901	62534	5421	34030
950440 PLAYING CARDS	4227	47726	935	30114
950450 VIDEO GAMES CONSOLES&MACHINES		745		2966
950490 OTH;ARTICLES FOR FUNFAIR,TABLE	927	35400	4108	25176
950510 ARTI FOR CHRISTMAS FESTIVITES.	327	5216	608	5073
950590 OTHER ENTERTAINMENT ARTICLES	14165	160281	6251	123199
950612 SKI-FASTENINGS(SKI-BINDINGS)		20		
950619 OTH;SNOW SKI EQUIPMENT.	29	402	28	486
950629 OTH;WATER SKI,SURF BOARD W-SPO	3947	5144	1013	9907
950631 GOLF CLUBS COMPLE/OTH GOLF EQU	362	955	497	790
950632 GOLF BALLS	528	3812	167	1733
950639 OTHER;GOLF EQUIPMENTS	2070	6737	100	2646
950640 ARTI,EQUIP FOR TABLE-TENNIS.	1421	7237	252	4605
950651 LAWN-TENNIS RACKETS,W/N STRUNG	135	3360	295	2796
950659 OTH; BADMINTON,SIMILAR RACKET	12181	90617	1957	60778
950661 LAWN TENNIS BALLS	10710	112664	7890	82913
950662 INFLATABLE BALLS	2249	24228	465	23850
950669 OTH BALL O/THN GOLF,T-TEN BALL	2725	33846	1416	22218
950670 ICE SKATES,ROLLER INCL SKABOOT	519	4674		1832
950691 EQUIP. FOR OTHER PHY EXERCISE	99278	672183	29290	440496
950699 OTHER;SPORTS GOODS N.E.S.	25819	215589	52720	589156
950710 FISHING RODS		580		198
950720 FISH -HOOKS,W/N SNELLED	1713	4640	769	1630
950730 FISHING REELS	22	163		158
950790 OTH LINE FISHING TACKLE NETS	188	954	124	1958
950810 TRAVELLING CIRCUSES/MENAGERIES	200900	299793		
950890 SWINGS,SHOOTING GALLERIES ETC.	13838	102609	7961	63756
960110 WORKED IVORY,ARTICLES OF IVORY		513		165
960190 OTH,ANIMAL CARVING MATERIL,ART		269	31	1443
960200 WORKED VEGE,MINERAL MATERIAL	2507207	6115379	401593	1990457
960310 BROOM,BRUSHE,CONS TWIN,VEG-MAT	641	8120	190	15080
960321 TOOTH BRUSHE,INCL DENT-PLA BRU	34212	378175	12092	335499
960329 OTH;SHAVING,HAIR,NAIL BRUSHES.	6153	54582	3858	82256
960330 ARTST,WRITING,SIMILAR BRUSHES	990	16610	343	7216
960340 PAINT,DISTEPER,VARNISH BRUSHES	3313	18792	3902	21455

Contd.

10.11 Imports by Economic Categories (Detail)

(In Thousand Rupees)

IT E M S	MARCH, 2015	FROM JULY, 2014	MARCH, 2014	FROM JULY, 2013
960350 OTH BRUSHES CONSTI PART MACHIN	3570	32553	4159	29881
960390 OTH;HAND OPE MECHNICAL F-SWEPR	15389	232620	12553	84276
960400 HAND SIEVES AND HAND RIDDLES.		795	575	594
960500 TRAVEL SETS FOR PERSONALTOILE.		978		14499
960610 PRESS-FASTENERS,SNAP-FASTENER.	12383	146307	17996	226925
960621 BUTTON OF PLASTICS,NOT COVERED	25151	289824	16542	289713
960622 BUTON OF BASE METAL,COVER TXT	29895	265884	31072	386919
960629 OTHER BUTTONS	27371	643173	191847	1460147
960630 BUTTON MOULD,PART,BUTTON BLANK		2676	480	6293
960711 SLIDE FASTENER FIT CHAIN SCOP.	21489	281024	34728	314496
960719 OTHER;SLIDE FASTENERS	69720	1309731	194403	1703304
960720 PARTS; SLIDE FASTENERS	8962	202493	140889	1150958
960810 BALL POINT PENS	10725	123072	9015	77381
960820 FELT TIPPED.PORUS TIPPED PEN	4876	150468	37171	175916
960830 FOUNTAIN PEN,STYLOGRADH PEN	9271	67510	3673	58310
960840 PROPELLING OR SLIDING PENCILS		1218		124
960850 SETS OF ARTICLS FROM TWO FOR-H	23	3857	334	6142
960860 REFILLS FOR BALL POINT PEN.	14122	102840	14142	104602
960891 PEN NIBS AND NIB POINTS	29678	207933	37763	228716
960899 OTH;PEN,PENCIL,SIMILAR HOLDER	24839	209814	3797	138921
960910 PENCILS&CRAYON W-LEADS ENCASD.	82206	931584	51894	477003
960920 PENCIL LEADS,BLACK OR COLOURED	29167	210660	28943	233724
960990 OTH;PENCIL,DRAWING CHARCOALS.	13122	88867	12941	66212
961000 SLATES&BOARDS,WRITNG/DRAWIN	1282	13422	549	5755
961100 DATE,SEALING OR NUMBERING STAM	2511	12856	612	4918
961210 TYPEWRITER OR SIMILAR RIBBONS	9042	89493	9872	84260
961220 INK-PADS	290	959	86	1076
961310 POCKET LIGHTERS,GAS FUELLED	13347	74259	11916	112797
961320 POCKET LIGH,GAS FUELL,REFILLAB	1332	10058	885	28483
961380 OTHER LIGHTERS	161	26953	2986	24016
961390 PARTS OF CIGARETTE LIGHTERS	32	573	19442	21535
961400 SMOKING PIPE&CIGAR OR CIG.HOLD	174	7585	453	8422
961511 COMBS,HAIR-SLIDES,OF HARD RBER	1692	16790	1235	10833
961519 OTH;HAIRPINS,CURLING PINS,LIKE	1948	21669	1664	37054
961590 OTH;COMES HAIR-SLIDES,LIKE,PAR	26670	360747	19352	268802
961610 SCENT SPRAY SIMI TOILET SPRAY	5136	109140	2596	49713
961620 POWDER-PUFFS&PADS FOR APPLICA	730	8629		3043
961700 VACCUM FLASKS&OTH VACUM VESS	25439	446316	24259	393271
961800 TAILORS,DUMMIERS&OTH LAY FING.	2282	45984	1505	19611
970110 PAINTING,DRAWING,PASTELS.	230	5601		1863
970190 OTH COLLAGES&SIMI DECORATIVE	998	8787	1676	5704
970200 ORIGINAL ENGRAVINGS,PRINTS.		157		324
970300 ORIGINAL SCULPTURES&STATUARY		12132	107	6410
970500 COLLECTIONS&COLLECTORS, PIECS.		309		1308
970600 ANTIQUES OF AN AGE EXE 100 YE.			18	18
990900 TRANSACTIONS LESS THAN RS.1000	1231	12794	2410	74219
991000 SAMPLES HAVING NO-COMMER VALUE	88636	460846	27392	230173
2. RAW MATERIAL TOTAL (A + B)	189546113	1926869121	206878187*	2073559920
A. CONSUMER GOODS TOTAL	159074307	1643124470	180810203*	1855966506
50400 GUTS,BLADERS,STOMACH OF ANIMAL	1884	9671	2214	49830
50510 FEATHER,USED FOR STUFFING;DOWN		311		
50590 OTH SKINS AND PARTS OF BIRDS	25993	173614	10909	99876
50610 OSSEIN,BONES TREATED WITH ACID		24554	7600	70445

Contd.

10.11 Imports by Economic Categories (Detail)

(In Thousand Rupees)

ITEMS	MARCH, 2015	FROM JULY, 2014	MARCH, 2014	FROM JULY, 2013
50690 OTH POWDER & WASTE OF BONES	299	5955	736	13478
50790 OTH TORTOISE-SHELL WHALEBONE	16	2462		10171
50800 CORAL&SIMILAR MATERIAL/POWDER	400	2426		13588
51000 AMBERGRIS,CASTOREUM CIVET,MUSK	242	658	122	552
51110 BOVINE SEMEN	18401	86373	1748	105854
51191 PRODUCTS OF FISH, CRUSTACEANS		191		1583
51199 OTH ANIMAL PRODUCTS NOT ELSWHE		392		88
60110 BULBS TUBERS,TUBEROU,ROOT,ETC	1091	51037	9993	46445
60120 BULB TUBERS,ROOTS,CHICORY PLAN				5497
60210 UN-ROOTED CUTTING AND SLIPS	187	868	929	3122
60220 TREES,SHRUBS,BUSHES,GRAFTED				858
60240 ROSES,GRAFTED OR NOT				271
60290 OTHER LIVE PLANTS	16833	81161	12511	50527
60311 ROSES FRESH	663	4846	182	1999
60313 ORCHIDS FRESH		13	34	302
60314 CHRYSANTHEMUMS FRESH	2178	28211	1704	20249
60315 LILIES FRESH	12	645	101	573
60319 OTH FRESH FLOWER,BUDS FOR BOUQ	196	7915	739	6416
60390 OTH FLOWERS & FLOWERS BUDS	728	2662	186	1458
60490 O.PARTS OF PLANTS FOR BOUQUETS				93
110812 MAIZE (CORN), STARCH	9919	47936	2632	21590
110813 POTATO, STARCH	25182	386063	18315	314783
110814 MANIOC (CASSAVA) STARCH		37204		16098
110819 OTHER STARCHES		2484	469	1306
110820 INULIN		9640	3022	7596
110900 WHEAT GLUTEN,WHETHER/NOT DRIED	843	73506	376	29548
120110 SOYA BEAN SEED	873719	1480446		
120190 SOYA BEAN,W.OR-N-BROKEN/SHELED		103452	18	77
120230 GROUND-NUTS SEED		35		
120241 OTH GROUND NUTS IN SHELL	8365	671570	349	119904
120242 GROUND-NUTS SHELLED BROKEN/N-B	38590	803671	72316	485835
120300 COPRA	53092	1162791	74390	1179412
120400 LINSEED,WHETHER OR NOT BROKEN		1396		
120510 LOW ERUCIC ACID RAPE/COLZASEED	4517187	50711850	2337082	19652343
120590 OTHER RAPE/COLZA SEED	149321	224078	208430	809833
120600 SUNFLOWER SEED,WHETH/NOT BROKE	45783	9896512	190894	7781717
120729 OTHER COTTON SEEDS			5582	5582
120740 SESAMUM (SESAME) SEEDS		2148		7353
120750 MUSTARD SEEDS		51651		17910
120760 SAFFLOWER SEEDS	417	417		
120770 MELON SEEDS		7200		27
120791 POPPY SEEDS		255		
120799 OTH,OIL SEED/OLEAGINOUS FRUITS	2490	99470	1742	29879
120810 FLOUR AND MEALS OF SOYA BEANS		5076	180	2384
120890 FLOUR/MEALS OF OTH OIL SEEDS		125		
120910 SUGAR BEET SEED USE FOR SOWING		61720		49840
120921 LUCERNE (ALFALFA) SEED	4084	176017	14106	295913
120922 CLOVER (TRIFOLIUM) SEED	16177	1728522	34808	1063860
120925 REY GRASS SEED		2059		
120929 OTHER SEEDS OF FORAGE PLANTS	407607	842541	362431	819600
120930 SEED OF HERBACEOUS PLANTS	369	4539	687	784
120991 OTHER; VEGETABLE SEEDS	121135	2247439	201637	1937104
120999 OTH SEEDS OF FRUIT FOR SOWING	53007	1082844	61308	803628
121190 OTH PLANTS AND PARTS OF PLANTS	41824	476003	70000	905823
121221 SEAWEDS/ALGAE FIT FOR HUMAN	332	1583	56	2040

Contd.

10.11 Imports by Economic Categories (Detail)

(In Thousand Rupees)

ITEMS	MARCH, 2015	FROM JULY, 2014	MARCH, 2014	FROM JULY, 2013
130190 OTH;NATURAL GUM,RESIN & BALSAM	28646	237148	23400	204827
130212 SAP AND EXTRACTS OF LIQUORICE		367	42	435
130219 OTH SAPS & EXTRACT OTH VEG SAP	29756	263410	10067	212252
130220 PECTIC SUBSTANCES,PECTINATES	5008	78466	7821	46616
130231 AGAR-AGAR	5066	54123		25581
130232 MUCILAGES&THICKENERS,LOC SEED	16412	80836	16454	61587
130239 OTHER MUCILAGES AND THICKENERS	40957	241506	25754	150847
140110 BAMBOOS	8330	36135	6303	27071
140120 RATTANS	4446	52160	11769	41195
140190 OTH VEG MATERIAL USED PLAINTING			266	266
140490 TENDU LEAVES(BIDI LEAVES)	248926	2052679	252414	1990490
150190 POULTRY FAT OTH THAN H-02.09	1836	14247		22267
150210 TALLOW (OTHER THAN OF H-15.03)	142957	1654939	214588	1382494
150410 FISH-LIVER OILS THEIR FRACTION		3795		
150420 FATS OILS THEIR FRACT OF FISH				1660
150500 WOOL GREASE,CRUDE,FETTY SUBS	3834	51956	11989	57708
150600 OTH ANIMAL FATS AND OILS/FRACT		5223		7679
150710 SOYABEAN OIL & ITS FRACT CRUDE		3509790	2038147	5737622
150790 OTH SOYABEAN OIL & IT FRACTION	7457	250972	18756	180468
150890 OTH GROUND NUT OIL & ITS FRACT		3972	2030	10518
150910 OLIVE OIL & ITS FRACT (VIRGIN)	14742	93307	8358	69699
150990 OTH OLIVE OIL & ITS FRACTIONS	37957	415934	54363	364341
151000 OTH OIL/FR,INCL BLENDS OF OIL		2031		823
151110 PALM OIL & ITS FRACTIONS CRUDE	510857	5689410	558250	7675705
151190 OTH PALM OIL & ITS FRACTIONS	13238234	129894653	13351987	135082599
151219 OTH SUNFLOWER SEE&SAFLOWER OIL	2215	39154	1548	7726
151311 COCONUT OIL,ITS FRACTION CRUDE		80417	2495	50651
151319 OTH COCONUT OIL,ITS FRACTIONS	51522	470906	61186	374213
151329 OTH PALM KERNEL/BABASSU OIL	122512	801847	50727	642110
151419 OTH COLZA/MUSTER OIL,FRA/CRUDE		60		
151499 OTH RAPE SEED OIL ITS FRACTION		2149		
151519 OTH LINSEED OIL & ITS FRACTION		341	425	805
151529 OTH MAIZE OIL & ITS FRACTIONS	4557	29499	2091	19584
151530 CASTOR OIL AND ITS FRACTIONS	634	4908		2931
151550 SESAME OIL & ITS FRACTIONS	64	1936	478	1113
151590 OTH FIXED VEGETABLE OILS/FRACT	5264	18382	347	22630
151620 VEG FATS/OILS AND ITS FRACTION	123565	1417804	120042	1157834
151710 MARGARINE,EXCL LIQUID MARGARIN	10022	102555	1457	169116
151790 OTH MARGARIN,EDIB MIX/PREP ETC	92869	899435	91758	674591
151800 ANIMAL/VEG FAT/OILOXIDISE ETC	13386	181854	4775	56231
152000 GLYSEROL,CRUDE WATER & LYES	6250	19150	1989	36093
152110 VEG WAX WHETHER OR NOT REFINED	4850	17121	508	9646
152190 OTH BEES WAXES,OTH INSECT WAX		34504	5871	38968
152200 DEGRAS,RESIDUES ANIM/VEG WAXES	3439	20143	7723	136196
160100 SAUSE,PROD MEAT-FOOD PREP OFFL	268	4751	619	5304
220710 UNDENATURE ETHYL ALCOHOL O/SPR				29
220720 ETHYL ALCOHOL/OTH SPIRITS DEN		524		
240120 TOBACO-WHOLY/PARTLY STE/STRIP	3867	1031741	114966	984668
240130 TOBACCO REFUSE		1471	2535	13651
251010 AAT,C/PHOS,ALUM/C/PHOS&PH/CUG		1969161		2405744
251020 AAT,C/PHOS,ALUM/C/PHOS&PH/CGD				395
270810 PITCH		2495		9554
270900 PETROLEUM OILS FROM BITUMINOUS	21504783	324212267	44233050	449278689
271019 KEROSENE,INCL KER.TY. JET FUEL	31607309	394697995	37830987	504304896
271020 PETROLEUM OILS(OTH THAN CRUDE)		4480		817

Contd.

10.11 Imports by Economic Categories (Detail)

(In Thousand Rupees)

IT E M S	MARCH, 2015	FROM JULY, 2014	MARCH, 2014	FROM JULY, 2013
271091 WASTE OIL (PCBs),(PCTS),(PBBS)		6		
271099 OTH WASTE OILS		4818	150	3148
271111 NATURAL GAS,LIQUIFIED	2855621	2855621	17	317
271112 PROPANE, LIQUIFIED	129	19332	406	6304
271113 BUTANES, LIQUIFIED		376	96	212
271114 ETHYLENE,PROPYLENE,BUTYLENE		54758	5478	107300
271119 OTH GAS HYDROCARBONS LIQUIFIED	1102649	7937667	407607	5995140
271121 NATURAL GAS,IN GASEOUS STATE	122	616		
271290 OTH PETROLEUM WAX ETC	80916	463832	85340	371195
271311 PETROLEUM COKE;NOT CALCINED	6818	220482	62696	676743
271312 PETROLEUM COKE; CALCINED	3353	29952	800	8439
271320 PETROLEUM BITUMEN	197929	903020	64412	500661
271490 OTH BITUMEN & ASPHALT NATURAL.	3134	14374		2451
290110 SATURATED ACYCLIC HYDROCARBONS	8942	38165	575	25623
290121 UNSATURATED ETHYLENE.	695196	8039380	1226916	7781737
290129 OTH UNSATURATE ACYCLIC HYDCARBN		6290	2	4027
290211 CYCLOHEXANE	27	8761		58
290219 OTH CYCLANES/CYCLOTERPENES	24370	175703	38706	192787
290220 BENZENE, PURE		76		27
290230 TOLUENE, PURE	61438	581188	35884	666666
290241 O-XYLENE	139595	1379604	164858	1705926
290242 M-XYLENE	18906	19014	22	22
290243 P-XYLENE	2293648	27082581	3518731	32529901
290244 MIXED XYLENE ISOMERS	3137	45441	7331	95365
290250 STYRENE	615395	4852647	547565	7114494
290260 ETHYLBENZENE				5147
290290 OTH CYCLEC HYDROCARBONS	10818	182336	19483	146153
290311 CHLOROMETHANE,& CHLOROETHANE		613		2908
290312 DICHLOROMETHANE(METHYLEN CHLRD	19200	256960	18087	201500
290313 CHOLOROFORM(TRICHLOROMETHANE)	4352	142617	16644	256769
290315 ETHYLENE DICHLORIDE(1,2-DI CH)	172835	1421512		315937
290319 OTH SATAR DERIV ACYCL HYDCARBN		45189	3163	29049
290321 UNSATURATED VINYL CHLORIDE				197869
290322 UNSATURATED TRICHLOROETHYLENE	12529	216162	13301	152192
290323 UNSATURATE TETRACHLOROETYLENE		73949	671	45158
290329 OTH UNSATUR DERIV ACYCL H'CARB				5
290339 OTH FLUORINATED,BRO DERIVATIES	117416	589444	105022	438356
290371 CHLORODIFLUOROMETHANE		55193	8958	85978
290373 DICHLOROFLUROETHANES		10467	3773	12079
290377 PENTACHLOROFLURO METHANE	202	10649		22959
290379 OTH CHLORODIFLUOROMETHANE	8543	446251	15392	275437
290391 CHLOROBENZENE,O-DI/P-DI CHLORO		7169	15	3016
290399 OTH HALOGENATED DERIV H.CARBON	1547	40291	1513	25949
290410 DERIV SULPHO GRP IT SALT/EYHYL	10379	66596	15041	77028
290420 DERIVAT ONLY NITRO/NITRO GROUP		27210	18	13037
290490 OTH,SUPHO,NITRAT NITROS H'CARB	8400	34451	4843	30356
290511 SATURAT METHANOL(METHYL ALCHL)	404212	2763767	614078	3796965
290512 PROPYL/ISOPROPYL ALCOHOL	139518	1072306	121464	899377
290513 SATUR BUTAN-I-01(N-BUTYLALVHL	4403	53984	535	50155
290514 OTHER SATURATED BUTANOLS	16735	117134	26078	142301
290516 SATUR OCTANOL/ISOMERS THEREOF	488612	2614155	454583	3154708
290517 DODECAN-1-01HEXADECAN/OCTADEC	3338	43063	1167	48720
290519 SATUR MONOHYDRIC ALCOHOLS	514	30462	971	27678
290522 UNSATUR ACYCLIC TERPENE ALCOHL	3644	47765	1699	41367
290529 OTH UNSATUR MONOHYDRIC ALCOHOL	469	5128	259	14834

Contd.

10.11 Imports by Economic Categories (Detail)

(In Thousand Rupees)

ITEMS	MARCH, 2015	FROM JULY, 2014	MARCH, 2014	FROM JULY, 2013
290531 ETHYLENE GLYCOL(ETHANEDIOL)MEG	2036829	16043637	1646615	21169430
290532 PROPYLEN GLYCOL(PROPAN-1,2-DIO	127233	954362	106483	780375
290539 OTHER, DIOLS	2249	31699	9718	60383
290541 2-ETHYL-2(HYDROXYMETHLY-PROPAN		15570		7891
290542 PENTAERYTHRITOL	54819	378416	39572	334202
290543 MANNITOL	9046	86709	10767	88665
290544 D-GLUCITOL (SORBITOL)	2559	24437	6782	19216
290545 GLYCEROL	73374	567804	66787	477990
290549 OTHER,POLUHYDRIC ALCOHOLS	590	20366	2134	12676
290559 OTHER HALOGENATED, SULPHONATED	691	9403		10951
290611 MENTHOL	40724	268255	23005	322500
290612 CYCLOEXANOL,METHYL/DIMETHYL		2812		5311
290613 STEROLS AND INOSITOLS	2604	15933	2372	14456
290619 OTH,CYCLANIC,CYCLENIC CYCLOTER	3901	63644	3995	58461
290621 BENZYL ALCOHOL	4681	51210	3366	51628
290629 OTH,AROMATIC CYCLIC ALCH HALOG	2192	26859	10987	38553
290711 PHENOL(HYDROXYBENZENE)IT SALT	47534	355323	65063	366143
290712 CRESOLS AND THEIR SALTS	2359	4334	188	851
290713 OCTYLPHENOL,NONYLPHENOL/ISOMER		2256		
290715 NAPTHOLS & THEIR SALTS	141	6953	136	5540
290719 OTHER MONOPHENOLS	1158	13506	9306	25019
290721 RESORCINAL AND ITS SALTS	2429	12502	834	20373
290722 HYDROQUINONE (QUINOL)ITS SALT	3500	17254	2122	27292
290723 4,4-ISOPROPYLDENEDIPHENOL/SALT	5451	61712	7875	17506
290729 OTHER, POLYPHENOLS	13885	81246	8111	70014
290819 OTH DERI CON ONL HALOGEN SUBST	524	8790	931	8356
290891 DINOSEB (ISO)AND ITS SALTS		81		
291511 FORMIC ACID	17114	199861	23583	214693
291512 SALTS OF FORMIC ACID	28202	358801	94943	512833
291513 ESTERS OF FORMIC ACID		1265	629	1517
291521 ACETIC ACID	195051	1852989	122500	1306191
291524 ACETIC ANHYDRIDE				753
291529 OTH,ACETIC ACIDE & ITS SALTS	3440	51866	2610	26916
291531 ETHYL ACETATE	6263	56463	21045	64663
291532 VINYL ACETATE	125139	1546473	134778	1197217
291533 N-BUTYL ACETATE	196	2527		2878
291536 DINOSEB (ISO) ACETATE		697	69	69
291539 OTHER,ESTERS OF ACETIC ACID	80501	1019235	133357	788896
291540 MONO/DI/TRICHLOROACETIC ACID-S	23	4056	1670	5836
291550 PROPIONIC ACID,ITS SALT/ESTERS	3294	61806	8488	47370
291560 BUTYRIC/VALERIC ACID/SALT/ESTR	27685	180609	15925	148271
291570 STEARIC ACID	8911	118967	8516	85150
291590 OTH SAT ACYCLIC MONOCARBOXYLIC	57980	676659	57889	496491
291611 UNSATU ACRYLIC ACID/ITS SALTS	13305	128802	29306	177014
291612 UNSATURATE ESTER ACRYLIC ACID	91996	1339229	134786	1456067
291613 UNSATU METHACRYLIC ACID/SALTS	1073	12961	11722	50806
291614 UNSATU ESTER,METHARYLIC ACID	97712	435768	59015	482142
291615 OLEIC,LINOLEIC/LINOLENIC ACID		9692	3	9561
291619 OTH UNSAT ACYLIC M/CARBOX ACID	9539	86832	21224	115492
291620 CYC-LANIC,LENIC LOTEPHENI ACID	7593	86377	20451	66870
291631 BENZOIC ACID,ITS SALTS/ESTERS	29410	186070	36699	175148
291632 BENZOYL PEROXIDE/BENZYL CHLRID	3367	16834	1815	20755
291634 PHENYLACETIC ACID & ITS SALTS	20	1178		40
291639 OTH,ARMATIC MONOCARBOXYIC ACID	68571	550297	65909	489395
291711 OXALIC ACID/ITS SALTS/ESTERS	7636	98783	9443	101980

Contd.

10.11 Imports by Economic Categories (Detail)

(In Thousand Rupees)

ITEMS	MARCH, 2015	FROM JULY, 2014	MARCH, 2014	FROM JULY, 2013
291712 ADIPIC ACID,ITS SALTS/ESTERS	57866	284770	3512	16568
291713 AZELAIC/SEBACIC ACID/SALT/ESTR	2609	20906	8151	17255
291714 MALEIC ANHYDRIDE	31510	149863	35291	83822
291719 OTH ACYCLIC POLYCARBOXYL ACID	3305	38567	7638	75478
291720 CYC-LANIC,LENIC LOTERPENC ACID	1001	8317	1641	15595
291732 DIOCTYL ORTHOPHTHALATES	37016	40133	2	5600
291733 DINONY/DIDECYL ORTHOPHTALATES		3416	3937	4044
291734 OTH ESTERS ORTHOPHTHALIC ACID	16309	137872	19268	146691
291735 PHTHALIC ANHYDRIDE	7129	380085	41574	95780
291736 TERPHTHALIC ACID AND ITS SALTS	64439	1440074	110150	2188543
291737 DIMETHYL TEREPHTHALATE		3		
291739 OTH POLYCARBOXYLIC ACIDS/DERIV	39167	453691	22604	235817
291811 LACTIC ACID,ITS SALTS/ESTERS	14152	97487	7917	100459
291812 TARTARIC ACID	32	46743	13661	47171
291813 SALT & ESTER OF TARTARIC ACID		810	3750	8318
291814 CITRIC ACID	209559	1021603	284829	1144066
291815 SALTS & ESTER OF CITRIC ACID	22422	190004	25526	166169
291816 GLUCONIC ACID,SALTS & ESTERS	39002	442861	69605	421761
291818 CHLOROBENZILATE (ISO)	2332	2360		2467
291819 OTH CARBOXYLIC ACID W/ALCOHOL	33449	91899	14879	91388
291821 SALICYLIC ACID AND ITS SALTS	3529	16243	4266	24196
291822 O-ACETYLSALIC ACID/SALT/ESTER	11655	105782	11406	82215
291823 OTH ESTER,SALICYLIC ACID/SALTS	84	7305	380	6024
291829 OTH CARBOXYLIC ACID+PHENOL FUN	10122	87083	7309	101636
291830 CARBOXYLIC ACID+ALDEHYDE/KETON	4116	84048	6710	44862
291891 2,4,5-T(ISO)(2,4,5-TRICHLOROPH		9161		9062
292990 OTH COMP WITH OTH NITROGN FUNC	15414	186894	28565	158542
293020 THIOCARBAMATE/DITHIOCARBAMATES	2486	1191330	13913	264429
293030 THIURAM MONO-,DI-,TETRASULPHID		38111	389	34783
293040 METHIONINE	452894	3020696	267355	2032520
293090 OTHER ORGANO-SULPHUR COMPOUNDS	64763	710427	111447	883276
293110 TETRAMETHYL LEAD&T-ETHYL LEAD	1505	21786	1926	14064
293190 OTH O-ALKYL&(O-2-(DIALKYL),COMP	44258	614292	156273	627572
293211 TETRAHYDROFURAN		2828	63	2822
293212 2-FURALDEHYDE (FURFURALDEHYDE)				37420
293213 FURFURYL ALCOH/TETRAHYDRFURFYL		105		287
293219 OTH COMP UNFUSED FURAN RING	3846	54195	5031	41277
293220 LACTONES	23848	149526	10840	87038
293299 OTH HETEROCYCLIC COMP W/OXYGEN	130005	1133419	165547	1396849
293311 PHENAZONE & ITS DERIVATIVE	4633	24879		7315
293319 OTH COMP UNFUSE PYRAZOLE RING	11474	60358	3930	45450
293321 HYDANTOIN AND ITS DERIVATIVES	4162	14110	3619	16662
293329 OTH COMP UNFUSE IMIDAZOLE RING	91370	987356	92271	859363
293331 PYRIDINE AND ITS SALTS	384	4650		1675
293332 PIPERIDINE AND ITS SALTS	509	509	117	670
293333 ALFENTANIAL(INN)(ANILERIDINE)		277653		125532
293339 OTH COMP UNFUSE PYRIDINE RING	249331	2316374	251229	2177833
293349 OTH COMP QUINOLIN/ISO-QUINOLIN	131232	1475716	105190	1103012
293353 ALLOBARBITAL(INN)(AMBARBITAL)		4461		3524
293354 OTH DERIVATIVES OF MALONYLUREA				1998
293359 OTH COMP PYRIMIDINE/PIPER RING	284956	1912430	140084	1693642
293361 MALAMINE	54555	375027	70938	500906
293369 OTH COMP UNFUSE TRIAZINE RING	86610	609140	37255	636456
293371 6-HEXANELACTAM(EPSILON-CAPROL)	463	3985	469	8355
293372 CLOBAZAM(INN),METHPRYLON(INN)				34814

Contd.

10.11 Imports by Economic Categories (Detail)

(In Thousand Rupees)

IT E M S	MARCH, 2015	FROM JULY, 2014	MARCH, 2014	FROM JULY, 2013
293379 OTHER LACTAMS	54583	488841	4695	244243
293391 ALPRAZOLAM(INN) CAMAZEPAM(INN)		54567	776	38342
293399 OTHER HETROCYCLIC COPMOUNDS	135049	1764574	174930	1619304
293410 COMP UNFUSE THIAZOLE RING	24714	229587	18786	149563
293420 COMP BENZOTHIAZOLE RING SYSTEM	4086	79618	19847	81322
293430 COMP PHENOTHIAZINE RING SYSTEM	1819	29274	2233	50888
293491 AMINOREX(INN),BORTIZOLAM(INN)	3398	17070		6509
293499 OTHER NUCELEIC ACIDS&SALTS	368533	4191254	473777	3738853
293999 OTH VEGETABLE ALKALOIDS NATURL	27055	240925	409	131585
294190 OTHER ANTIBIOTICS.	599979	5137945	524008	4313384
300692 WASTE PHARMACEUTICALS				66
310100 ANIMAL/VEG FERTILIZER/PRODUCTS		48900	1386	15704
310210 UREA,WHET OR NOT AQUEOUS SOLUT	2736106	17538666		37071361
310221 AMMONIUM SULPHATE	63209	523468	16869	310324
310229 MIX AMMONIUM SULPHATE/NITRATE	279	170839		247915
310230 AMMONIUM NITRAT,WHET/NOT AQUES	13955	233253	26547	240326
310240 MIXT,AMMONIUM NITRAT/CALC CARB		143		
310250 SODIUM NITRATE	3320	91162	7069	76538
310260 MIXT,CALCIUM/AMMONIUM NITRATE		2840		2546
310280 MIXT UREA/AMMONIUM NITRAT SOLU		7321525		
310290 OTH,MIN/CHEM NETROG FERTILZER	11714	56064	16398	69182
310310 SUPER-PHOSPHATES		75429	57239	211485
310390 OTH,MIN/CHEM FERTILIZE PHOSPHT		35		7669
310420 POTASSIUM CHLORIDE	1528	554932	94971	569482
310430 POTASSIUM SULPHATE	150495	801730	60644	313292
310490 OTH,MIN/CHEM FERTILIZE POTASIC	214672	1489257	337688	1168334
310510 MIN/CHEM FERTILIZER >10KG	1559	14521		2650
310520 MIN/CHEM FERTZ ELEM NIT/PHO/PT	17563	190382	59313	274605
310530 DIAMMONIUM HYDROG ORTHO-PHOSPH	53074	43308308	62625	19558880
310540 AMMONIUM DIHYDROGEN ORTHO-PHOS	1915	30141		305521
310551 CHEM FERTZ CON NITRAT/PHOS		6712		342386
310559 OTH MIN/CHEM FERTZ NITRAT/PHOS	790	541274	16839	95341
310560 MIN/CHEM FERTZ ELEM PHOS/POTAS		7449		323
310590 OTH MINER/CHEMICAL FERTILIZER	30673	206307	24883	115856
320110 QUEBRACHO EXTRACT	5509	74776	8920	73212
320120 WATTLE EXTRACT	49386	344157	29368	384987
320190 OTH TANNING/EXTRACT VEG/GAMBER	36263	351432	36408	343878
320210 SYN ORGANIC TANNING SUBSTANCE	151114	1298514	157291	1237681
320290 OTH,INORGANIC TANING SUBSTANCE	66078	887586	70538	962264
320300 COLOUR MATTER,VEG/ANIMAL	9574	45701	2934	35278
320411 DISPERSE DYES/PREP BASE THEROF	184737	1643657	177460	1376385
320412 ACID DYES PREMETALISE/PREP/DYE	162880	1301295	134650	1162036
320413 BASIC DYES/PREP BASE THEREON	88713	648946	79244	514600
320414 DIRECT DYES/PREP BASE THEREON	48859	325602	21973	205975
320415 VAT DYES INCL PIGMENT/PREPARAT	241647	2202787	285329	2301276
320416 REACTIVE DYES PREP BASE THREON	942775	6470702	894761	6338826
320417 PIGMENT PREP BASE THEREON	144343	1836223	251526	1755477
320419 OTH SYN ORGN COLOURING MATTER	124528	1019004	62814	821046
320420 SYN ORGN PROD USE FLUORESCENT	52116	498527	31032	370954
320490 OTH,SYN ORGN COLOURING MATTER	3722	46345	1383	51694
320500 COLOUR LAKES,PREP AS SPECIFIED	15485	149469	18591	146658
320611 PIGMENT PREP TITANIUM DIOXIDE	456732	4029870	451235	4068626
320619 OTH,PIGMENT/PREP TITANIUM DIOX	3552	76949	9418	84366
320620 PIGMENT/PREP,CHROMIUM COMPOUND	19254	92196	11736	115511
320641 ULTRAMARINE/PEP BASE THEREON	5616	29765	8499	38601

Contd.

10.11 Imports by Economic Categories (Detail)

(In Thousand Rupees)

ITEMS	MARCH, 2015	FROM JULY, 2014	MARCH, 2014	FROM JULY, 2013
320642 LITHOPONE/OTH PIGMENT/ZINC SUL	3872	21978		29919
320649 OTH,COLOURING MATTER PREPARATN	11617	395885	37559	360607
320650 INORGANIC PRO USE LUMINOPHORES	238	2367		5383
320710 PREP PIGMENT/OPACIFIER/COLOURS	14528	160320	22552	127408
320720 VITRIFIABLE ENAMEL/GLAZE/ENGOB	7090	52039	11001	58357
320730 LIQUID LUSTER/SIMILAR PREPARAT	1075	14048	2469	15712
320740 GLASS FRIT/POWDER GRANULE/FLAK	32482	712287	79292	689137
320810 PAINT/VARNISH BASE ON POLYSTER	9142	144117	17676	192434
320820 PAINT/VARNISH,ACRY/VINYL POLYM	43861	292038	29022	154907
320890 OTH PAINT BASED ON POLYAMIDES	123547	1091277	136620	1045197
320910 PAINT/VARNISH ACRY/VINYL POLYM	7653	67854	34477	61877
320990 PAINT/VARNISH,SYN POLYMER/AQS	34009	159957	21374	250496
321000 OTH PAINT & VARNISH FOR LEATHE	13143	154845	17093	173084
321100 PREPARED DRIERS.	7028	118063	20364	115926
321210 STAMPING FOILS	17947	221055	21873	206290
321290 OTH,PIGMENT DISPERSE NON AQUOS	20116	152400	17477	138143
321310 COLOURS IN SETS	4495	35182	2816	23951
321390 OTH COLOUR ARTIST/PAINTERS	109	7576	48	1387
321410 GLAZIERS/GRAFTING PUTTY,RESIN	34507	246888	21034	191080
321490 NON-REFRACTORY SURFACING PREP	38968	236538	45302	250053
321511 ROLLING COATING PRINT INK BLK	38761	309713	16235	247958
340290 OTH ORG SURFAC ACT,WASH/CLEAN	84564	1300851	151371	1117320
340311 PREP TEXTILE/LEATHER/OIL MATRL	29269	339753	54060	314756
340319 LUBRICAT PREP CONT PET/MIN OIL	160187	955833	105783	780758
340391 OTH,PREP TEXT/LEATHER/FURSK ML	154826	1428711	472295	1695948
340399 OTH LUBRICAT PREP OIL/GREASE	64973	435432	42358	332888
340420 ART/PREP WAXES,POLYETHEL GLYCL	7361	172520	19802	193007
340600 CANDLES,TAPERS AND THE LIKE	10848	74428	1581	41686
340700 MODELING PASTE ETC RETAIL SALE	2790	43614	4350	27813
350110 CASEIN	5064	44720	8527	59366
350220 MILK ALBUMIN,INCL WHEY PROTEIN	251	251		21550
350290 OTH ALBUMIN O/T EGG ALBUMIN		22		1295
350300 GELATIN&GELATIN DERIVATIVE	12409	87557	12632	133620
350400 PEPTONEDERV,PROTEIN SUBSTANCE	14616	58157	5411	46045
350510 DEXTRIN,OTH MODIFIED STARCHES	53037	408379	39424	322111
350520 GLUES	5432	90488	13303	70815
350610 PROD SUITABLE USE GLUE/ADHESIV	22669	172251	17332	136310
350691 ADHESIVE/RUBBER/PLASTIC/RESIN	99669	978006	118013	728759
350699 OTH PREP GLUE/ADHESIVE	7032	93514	12360	93348
350710 RENNET AND CONCENTRATE THEREOF	103	4302	1344	2808
360690 OTH FERRO CERIUM/OTH PYROPHORC		3336		545
370110 X-RAY FILM,PLATE IN FLAT UNEXP	55671	800992	62145	674781
370120 INSTANT PRINT FILM UNEXPOSED		163	11	2975
370130 OTH UNEXPOSED PLATE>255MM	56930	451619	54281	341922
370191 O.PL/FILM-COLOUR PHOTOGRAPHY		92		8317
370199 OTH PHOTOGRAP/PLAT/FILM/UNEXPS	96	6400	599	824
370210 PHOT-FILM ROLL UNEXPOSE,X-RAY	326	413	81	10925
370231 OTH PHOT/FILM ROLL<105MM		401		969
370239 OTH PHOT FILM ROLL ST/UNEXPOSE	2543	4700	201	7982
370243 PHOT FILM W>610MM,L<200M	2968	59378	418	47058
370244 PHOT FILMW>105MM BUT<610MM	28024	346566	71391	468131
370252 PHOT FILM W<16MM-COLOUR				71
370254 PHOT FILM W-16MM-35MM/L<30MM				3
370255 PHOT FILM W-16MM-35MM,L>30MC/L				1549
370297 PHOT FILM ROLL W-≤35MM/L<30M				266

Contd.

10.11 Imports by Economic Categories (Detail)

(In Thousand Rupees)

ITEMS	MARCH, 2015	FROM JULY, 2014	MARCH, 2014	FROM JULY, 2013
370310 PHOT PAPER/BOARD/TEXT W>610MM		3257	333	1229
370320 PHOT PAPER/BOARD/TEXT UNEX/COL		45599		23494
370390 OTH PHOT PAPER/BOARD TEXT UNEX	5507	92563	9847	91631
370400 PHOT PLAT/FILM PAPER/BOARD EXP		3120		7065
370590 OTH PHOT PLAT/FILM		377	40	1751
370610 CINEMAGRAPHIC FILM EXPO/DEVEL		4095	1003	18034
370690 OTH CINEMA FILM EXPOSE DEVELOP	510	5410	832	4458
370710 SENSITISING EMULSIONS	11770	72996	11710	63970
370790 OTH CHEM PREP,PHOTOGRAPHIC USE	631552	764456	18888	119559
380110 ARTIFICIAL GRAPHITE	945	31979	3426	13882
380120 COLOIDAL/SEMI COLOIDL GRAPHITE	715	4822		3249
380130 CARBONEOUS PASTE ELECTRODE	581	6198	737	6795
380190 OTH,PREP GRAPHITE O/T CARBON	5316	14410	2197	6932
380210 ACTIVATED CARBON	17268	132417	20289	109842
380290 OTH ACT CARBON/NAT MINER PROD	12089	75322	7461	99099
380300 TALL OIL WHETHER/NOT REFINED		970		325
380400 RESIDUAL LYE FROM WOOD PULP NS	24612	130173	9078	89649
380510 GUM,WOOD,SULPHAT TURPENTIN OIL		885		1288
380590 OTH TERPENIC OIL CONIFER WOOD	5214	66667	8820	53584
380610 ROSIN AND ROSIN ACIDS	83222	755862	175979	600499
380620 SALT OF ROSIN/RESIN ACIDS DERV		65026	32484	121277
380630 ESTERS GUMS	4340	80591	9659	75881
380690 OTH,ROSIN,SPIRIT,OIL,RUN GUMS	4712	62087	7772	51121
380700 WOOD TAR/OIL,CREOSOT,NAPHT ETC				28
380850 INSECTICIDE/RODENTICIDE/ETC		1252	313	2992
380891 OTHER INSECTICIDES	575074	3498767	609716	3356936
380892 FUNGICIDES	146606	2183832	416861	2251405
380893 HERBICID,ANTISPROUTING PRODUCT	201493	4104879	318279	2759593
380894 DISINFECTANTS	11257	204959	25624	145404
380899 PLANT-GROWTH REGULATORS R.O-71	8777	70711	17681	95218
380910 FINISHING AGENT AMYLACOUS SUBS	54	4927	3805	7359
380991 OTH FINISHING AGENT ETC TX ETC	234064	2082427	216834	1925909
380992 OTH FINISHING AGENT DYE CARIER	20685	184850	12432	185150
380993 OTH FINISHING AGENT DYE CARIER	72354	733331	82870	705804
381010 PICKLING PREP METAL SURFACE	20940	253806	53543	515328
381090 OTH PREP FOR METAL SURFACE	18812	303357	7306	67542
381111 ANTI-KNOCK PREP OF LEAD COMP				13
381119 OTHER,ANTI-KNOCK PREPARATIONS	460	16262	4439	22000
381121 ADD LUBRICATE,PET OIL BIT MINE	341938	3532944	464028	3560661
381129 OTH ADDITIVE LUBRICATING OIL	97626	1192175	159016	860783
381190 OTH PREP ADDITIVE FOR LIQU USE	142228	1572835	250668	1318098
381210 PREPARED RUBBER ACCELERATORS	9610	128094	7524	79933
381220 COMPOUND PLASTICIZER RUB PL	1687	8581	37846	226988
381230 ANTI-OXIDISING PREPAR & COMPOU	94322	645028	60659	499860
381300 PREP/CHARG FIRE-EXTINGUISHERS	8304	39497	1487	32249
381400 ORGAN COMP SOLVENT/THINNER NES	31708	274956	117902	366638
381511 SUPORTED CATALYST WITH NI/COMP	1813	106147	35396	88861
381512 SUPORTED CATALYST WITH PR/METL	270595	348145		74458
381519 OTHER,SUPPORTED CATALYSTS	96626	520352	14186	291927
381600 REFRACTORY CEMENT,MORTARS,CONS	42288	362298	30577	307173
381700 MIXE ALKYL-BENZEN&MIX AL-NAPHT	981193	6651257	685748	5287043
381800 CHEM ELEMENT/COMP DOP-ELECTRON		2343		22710
381900 HYDRALIC BRAKE FLUIDS/LIQUIDS	18669	83737	10601	84728
382000 ANTI-FREEZING PREP/DEICE FLUID	9350	102725	13790	91040
382100 PREP CULTURE MEDIA MICRO-ORGAN	6879	53822	6562	47324

Contd.

10.11 Imports by Economic Categories (Detail)

(In Thousand Rupees)

IT E M S	MARCH, 2015	FROM JULY, 2014	MARCH, 2014	FROM JULY, 2013
382200 DIAGNOSTIC/LAB REAGENTS/PR-DIA	578599	4339424	527675	3889352
382311 STEARIC ACID	25896	209863	7151	147174
382312 OLEIC (OLIVE) ACID	5347	27634	3359	28052
382313 TALL OIL FATTY ACIDS	3821	16706		11264
382319 OTH INDUS MONOCARBOXYLIC F.ACI	219929	2636210	246103	2396198
382370 INDUSTRIAL FATTY ALCOHOLS	13774	140211	14517	66513
382410 PREP BINDER FOUNDRY MOUL CORES	13483	98270	12317	74446
382430 NON-AGGLOMERATED METAL CARBIDE			18	61
382440 PREPARED ADDITIVES FOR CEMENT	40780	208233	15037	223869
382450 NON-REFRACTORY MORTAR CONCRETE	12113	23769	2773	12625
382460 SORBITOL O/TH SUB-H-NO.2905.44	56901	507144	44331	351107
382475 MIX CON CARBON TETRACHLORIDE		2		
382478 CON (PFCs)/(HFCs)BUT NOT(CFCs)	35	24624	1987	4462
382479 OTH MIX CON HALOGE DER OF METH	16933	127013	6014	119385
382481 MIX CON OXIRANE(ETHYLE OXIDE)				94
382490 OTH,CHEMICAL PRODUCT/PREPARA	4468937	15438194	1758288	12460994
382549 OTH WASTE ORGANIC SOLVANTS		25		
382590 OTH RESIDUAL OF CEHM.INDUSTRY		67		510
390110 POLYETHYLENE SP GRAVITY<0.94	2647705	22708056	2850839	20495171
390120 POLYETHYLENE SP.GRAVITY>0.94	2121020	17491034	1827411	14079479
390130 ETHYLENE-VINYL ACETATE COPLMER	190404	1714962	164257	1509114
390190 OTH POLYMER OF ETHYLENE P.FORM	222226	1747657	206696	1185440
390210 POLYPROPYLENE	3820840	30559073	4479328	33300562
390220 POLYISOBUTYLENE	10237	48583	3814	34716
390230 PROPYLENE COPOLYMERS	1153542	8397785	1123604	8208394
390290 OTHER OLEFINS IN PRIMARY FORMS	26247	195682	32905	194016
390311 POLYSTYRENE EXPANSIBLE	5968	86374	9682	82283
390319 OTHER POLYSTYRENE	40266	374353	62819	434690
390320 STYRENE-ACRYLONITRILE COPOLYMR	27558	239017	36361	246043
390330 ACRYLONITRILE-BUTADINE-STYRENE	326581	1982789	281502	2207684
390390 OTH POLYMERS OF STYRENE,P-FORM	15288	125696	26918	114197
390410 POLYVINYL CHLORIDE,UNMIX SUBST	242091	2688079	358984	2202798
390421 OTH POLYVINYL CHLORIDE,NON-PLA	8663	79560	11075	79415
390422 OTH POLYVINYL CHLORIDE PLASTIC	17922	201198	39302	219946
390430 VINYL CHLORIDE VINYL ACETATE	4181	29393	1157	37631
390440 OTH VINYL CHLORIDE COPOLYMERS	3881	64387	7008	76730
390461 POLYTETRALUOROETHYLENE	71	623		3237
390469 OTHER, FLUORO-POLYMERS	1646	9596	1962	8169
390490 OTH POLYMERS OF VINYL CHLORIDE	57	8874	1571	9414
390512 POLYVINYL ACETATE AQUE DISPERS	5709	32731	6743	41649
390519 OTH POLYVINYL ACETATE (PVA)	13375	44105	10187	47430
390521 VINYL ACETATE COPOLYMERS AQUEO	60835	376866	53404	354426
390529 OTH VINYL ACETATE COPOLYMERS	16154	110633	21914	111413
390530 POLYVINYL ALCOHOL W/N CON UNHY	200542	1396443	249863	1864919
390591 COPOLYMERS	2169	12372	2097	13642
390599 POLYMERS OF OTHER VINYL ESTERS	32939	265726	36353	215888
390610 POLYMETHYL METHACRYLATE	16681	140546	6882	130608
390690 OTHER,ACRYLIC POLYMERS P/FORMS	329893	3190062	424858	3046695
390710 POLYACETALS	22063	142897	20168	112922
390720 OTHER POLYETHERS	1200000	8158475	1410068	8221346
390730 EPOXIDE RESINS	72607	563291	50460	611529
390740 POLYCARBONATES	125143	831039	102616	592178
390750 ALKYD RESINS	2934	215301	1219	96919
390760 POLYETHYLENE TEREPHTHACATE(PET)	234561	3397805	671953	2570117
390770 POLY(LACTIC ACID)	1645	30029	4312	13791

Contd.

10.11 Imports by Economic Categories (Detail)

(In Thousand Rupees)

ITEMS	MARCH, 2015	FROM JULY, 2014	MARCH, 2014	FROM JULY, 2013
390791 OTHER POLYESTERS, UNSATURATED	14157	35787	5077	37002
390799 OTH POLYSTERS IN PRIMARY FORMS	32409	277368	37053	333847
390810 POLYAMIDE-6,-11,-12,-6,6,-6,10	12387	160333	30207	170038
390890 OTH POLYAMIDE IN PRIMAR FORM	22089	286290	48875	248711
390910 UREA RESINS, THIOUREA RESINS	3578	37902	3890	43749
390920 MALAMINE RESINS	18299	139504	14556	125866
390930 OTHER AMINO-RESINS	575	4342	369	3469
390940 PHENOLIC RESINS	21773	205292	26425	199408
390950 POLYURETHANES	197073	1843740	277104	1941398
391000 SILICONES IN PRIMARY FORMS.	225263	2332372	299949	2129757
391110 PETROL/COUMARONE,INDENE RESINS	12534	99389	15843	67149
391190 OTH,POLYSULPHIDE,SULPHONE/PLAS	13324	96976	15388	100084
391211 CELLULOSE ACETATES, NON-PLASTI				502
391212 CELLULOSE ACETATES, PLASTICISED	427	427		82
391220 CELLULOSE NITRATES(INCL COLLO)	52182	556353	32821	483578
391231 CARBOXYMETHYL CELLULOSE & SALT	102552	1116708	189643	879848
391239 OTHER CELLULOSE ETHERS	116381	1092437	129199	1391611
391290 OTH CELLULOSE & CHEM DERIVATIV	32527	273719	35989	247428
391310 ALGINIC ACID,ITS SALTS & ESTER	212318	1443326	129485	1217603
391390 OTH NATURAL POLYMERS/MODIFI	26151	301014	53427	249694
391400 ION-EXCHANGERS BASED ON POLYMR	832	257592	51318	243618
391510 WASTE,ETC OF ETHLY/POLYM/PLAST	3210	13213	1511	10850
391520 WASTE,ETC OF STYRENE/POLY/PLAS		40417		26567
391530 WASTEETC OF VINYL-CHLORIDE/PL	91318	742539	81964	674594
391590 WASTE,ETC PLASTIC/PARING	69990	450799	48663	609702
391610 MONOFILAMENT D>1MM RD/ST/PROFI	272	16719	55	20323
391620 MONOFILAMENT D>1MM-PL PO VICHL		47874	516	26606
391690 OTH MONOFIL D>1MM PLASTIC-TOH	17026	101003	6958	72696
391710 ARTIFI GUTS OF HARDEN PROTEIN	1383	6988	69	7398
391721 TUBE,PIPE HOSES,RIGID,OF POLYM	9764	91891	6422	46451
391722 TUBE,PIPE HOSES,POLYMER OF PRO	18334	66849	1391	42241
391723 TUBE,PIPE ETC OF POLYMER VINYL	12327	120972	16632	105825
391729 TUBE,PIPE HOSE,RIGID,OTH PLAST	5490	110291	991	39257
391731 FLEXIBLE TUBE,PIPE B-PRE27.6MP	19182	128648	9681	57866
391732 OTH,TUBE,PIPE HOSE W/OUT FITNG	1769	12724	1406	22816
391733 OTH TUBE,PIPE NOT REINFORCED	1041	11398	1070	8070
391739 OTHER TUBES,PIPES AND HOSES,	134480	449404	22531	448411
391890 FLOOR COVERING OF OTH PLASTICS	15193	149511	185	41578
391910 SELF ADHESIVE PLAT,ETC W<20CM	83592	964694	142081	757287
391990 OTH,SELF-ADHESIV PLATE,W>20CM	399279	2459631	264325	1942840
392010 OTH PLATES,ETC PLASNON-CELULAR	133644	1280647	141113	1100244
392020 OTH PLATE,ETC PLAST NOT REINFO	104383	1053969	116485	1025458
392030 OTH PLATE,SHEET,ETC OF PLASTIC	28888	180562	16801	210619
392043 OTH PLATE,MAT OF VINYL CHLORID	16805	250904	42390	246796
392049 OTH PLAT,ETC VINYL CHLORID FLX	103451	956233	118399	722618
392051 OTH PLATE,ETC ACRYLIC POLYMERS	14937	65951	14179	60243
392059 OTH PLAT,ETC OTH ACRYLPOLYEER	4969	25370	87	8053
392061 POLY CARBONATE IN PLATE, ETC	4357	13458	1199	23142
392062 OTH PLATE ETC POLY(ETH TEREPH)	17870	142040	26190	305449
392063 OTH PLATE ETC UNSAT-POLYSTERS	13896	182365	4502	175726
392069 OTH PLATES ETC OF OTH POLYESTR	6138	64306	21007	113218
392071 OTH PLAT ETC PLAS OF REG CELLU		6833	1773	7833
392073 OTH PLATETC PLASTIC NON CELLU		130		1566
392079 OTH PLAT ETC-PLAS OF CEL DERIV		207		1062
392091 OTH PLATETC PLAS OF PO BUTRAL	6486	26057	3397	22862

Contd.

10.11 Imports by Economic Categories (Detail)

(In Thousand Rupees)

IT E M S	MARCH, 2015	FROM JULY, 2014	MARCH, 2014	FROM JULY, 2013
392092 OTH PLAT ETC-PLAS OF POLYAMIDE		15561	621	16335
392093 OTH PLAT ETC-PLAS OF AMINO-RES		162		467
392094 OTH PLAT ETC-PLAS OF PHENORES	4240	18480	1297	3549
392099 OTH PLAT ETC-PLAS OF OTH PLAST	34154	427984	92986	435493
392111 PLATES ETC OF PLAS POLY/STYREN	1418	15405	985	4938
392112 PLAT ETC PLASTIC CEL P-VIN-CHL	40905	404711	28389	295222
392113 PLAT ETC PLA CEL OF POLUURETHA	59155	725567	186617	1477667
392114 PLAT ETC PLA CEL OF REGERATED	1933	10373		9468
392119 FLAT SHET ETC PLA CEL OTH PLAS	16684	195692	30819	363543
392690 OTH, ARTICLES OF PLASTICS	272140	2804855	325506	2775671
400110 NATURAL RUBBER LATEX	190143	1974084	344569	2754321
400121 SMOKED SHEETS	121661	1113639	111689	982885
400122 TECH SPECIFIED NATURAL RUBBER	245969	1394322	251849	1819010
400129 OTHER NATURAL RUBBER	27053	145583	35613	226796
400130 BALATA,GUTTA-PARCHA,CHICLE ETC				404
400211 STYRENE-BUTADIENE RUBBER LATEX	124494	935179	92410	984407
400219 STYREN BUTADIEN RUBER CARBXyla	468338	2537361	291564	2041737
400220 BUTADIENE RUBBER (BR)	11557	124513	53786	379054
400231 ISOBUTENE-ISOPRENE RUBBER(IIR)	103555	944042	130726	1354781
400239 OTH,HALO-ISOBUTENE-ISOPRENE RU	74	83456	31978	191163
400241 CHLOROPRENE RUBBER LATEX (CR),		424		
400249 CHLOROPRENE RUBBER O/THAN LATX	12900	304266	51990	327383
400251 ACRYL BUTADIENE RUBBER LATEX	22	272		50966
400259 ACRY BUTAD RUBBER O/THAN LATEX	91208	381796	6494	229602
400270 ETHYL PROPLENE-NON-CONJUGATED	12879	158647	33246	263058
400291 OTH SYNTHETIC RUBBER FACTICE		917	36030	178847
400299 OTH SYN RUBBER FACTICE D/F OIL	24286	154883	24531	149757
400300 RECLAIMED RUBBER PRIMARY FORM	20478	253703	40001	270355
400400 WASTE,PAROMGS&SCRAP O/TH H-RUB	115251	905696	125831	1076681
400510 COMP WITH CARBON BLACK OR SILI	7703	108191	13483	126672
400520 SOLUTION/DISPERS O/T H-4005.10		276	18	234
400591 PLATE,SHEET STRIP UN-VUL RUBER	494	7791	963	3412
400599 OTHER COMPOUNDED RUBBER	25025	183795	27939	152719
400690 OTH FORM&ARTIC UNVULCAN RUBBER	428	48090	145	8141
400700 UNVULCA RUBBER THREAD & CORD	11944	140696	13709	133523
400811 PLATE,SHEET ETC CELLU VULC RUB	6256	47556	9185	94310
400819 RODS&OTH FORMS OF CEL.VULC RUB	877	12613	410	8897
400821 PLAT,SHET N-CELU VULCANI RUBER	53060	436537	44583	271466
400829 RODS&OTH FORM OF N/CEL VUL RUB	4782	55642	2998	59145
400911 TUBE,PIPE OF RUBBER W/O.FITING	19884	231413	21102	161813
400912 TUBE,PIPE OF RUBER WITH FITING	1742	19187	1444	15412
400921 TUBE,PIPE OF RUB W/O.METL.FIT	1883	33298	1354	125142
400922 TUBE,PIPE OF RUB WITH METL.FIT	5243	11214	3936	16404
400931 TUBE,PIPE RUB W/O TEX.METL.FIT	5939	109936	2667	53092
400932 TUBE,PIPE RUB W/TEX.METL.FIT	249	23784	1601	7574
400941 TUBE,PIPE RUB W/O OTH.METL.FIT	3304	41839	3892	44646
401700 HARD RUBER IN ALL FORMS/ARTICL	1204	12061	309	16092
410120 W.HID&SKIN BOV.WT8-10KG.UN.SPL	9288	40432	14221	33445
410150 WHOLE,HIDE/SK BOV ANI F>16 KG	33908	530830	54969	348111
410190 OTH HIDES INCL BUTT,BEND&BELIE		4940		13664
410210 RAW SKINS OF SHEEP/LAMB W/WOOL	396054	2818279	404218	4016735
410221 RAW SK SHEP/LAM W-OUT WOOL PKD		173455	48843	316743
410229 OTH RAW SK SHEP/LAM W/OUT WOOL	1289	217709	20717	60654
410320 RAW HIDES & SKINS OF REPTILES		5217		
410390 OTH,HID/SK FRE SALTED,DRIED,LA	94489	831232	72957	568240

Contd.

10.11 Imports by Economic Categories (Detail)

(In Thousand Rupees)

IT E M S	MARCH, 2015	FROM JULY, 2014	MARCH, 2014	FROM JULY, 2013
410411 HIDE/SKIN FULL GRAIN UNSPLIT		23025		16369
410419 OTH HIDE,SKIN WET STATE	15554	134517	14776	186049
410441 HIDE,SKIN FULL GRAIN DRY STATE		23193	766	26696
410449 OTHER HIDES DRY STATE(CRUST)	7266	41273	2299	8930
410510 WET BLUE LAMB,SHEEP SKIN	130817	1014147	120772	1308107
410530 SHEEP/LAMB SKIN NO WOOL CRUST	293	10813		39327
410621 GOAT/KID SKIN WET BLUE	41489	515583	77270	624003
410622 GOAT/KID SKIN CRUST	27326	106264	30804	190226
410691 OTH WET BLUE SKINS		34	1373	10004
410692 OTH SKINS DRY STATE CRUST		3629		
410711 WHOLE HIDE SKIN FULL GRAIN BOV		3057	815	3284
410712 WHOLE HIDE/SKIN GRAIN SPLIT BV	8132	11271		13006
410719 OTH WHOLE HIDE/SKIN BOV ANIMAL	65054	662665	42300	489227
410791 OTH HIDE INCL SIDES FULL GRAIN	143	332		
410792 OTH HIDE INCL SIDE GRAIN SPLIT		16169		2685
410799 OTH LEATHER FURTHER PREPARED	19588	102733	12216	102941
411200 PREPARED LEATHER SHEEP/LAMB	9007	56819	2186	41545
411310 LEATHER PREP.AFTER TANN GOAT	8477	150526	41828	155085
411390 OTH LEA FURTHER PREP.AFTR TANE	3795	45944	512	13721
411410 CHOMIS LEATHER		168		
411420 PATENT LAMINATED METALIS LEATH	22	15798	35	2622
411510 COMP. LEATHER WITH BASIS LEATH	1560	101755	4538	60537
411520 PARINGS, OTH WASTE OF LEATHER	3723	8992		21297
420600 ARTI OF GUT OF BLADER/ TENDONS				5
430110 MINK SKINS,RAW,WHOLE/W/O HD,TA				128
430219 OTH,FURSKINS,WHOLE,W&W/OUT H&T		15993	749	26747
440110 FUEL WOOD,IN LOGS,BILLETS ETC		193		52
440122 WOOD IN CHIPS OR PART NON-CON				620
440310 WOOD TRET WITH PAINT,STAIN ETC	9159	35407	43075	90402
440320 OTH,CONIFEROUS SPECIES ROUGH	17757	141831	13810	78761
440349 OTH,WOOD,NON-CONF SPECIES ROUG	29497	219097	37909	304047
440391 OTH WOOD OAK LOGS NON-CONFIFER		443		258
440399 WOOD OF OTHER NON-CONF SPECIES	76214	583806	65153	373646
440410 CONIFEROUS	4857	52660	3858	38333
440420 NON-CONIFEROUS		5		229
440799 OTH WOOD NON-CONF.SPECIES	171609	1336292	101458	961648
440810 CONIFEROUS SHEET FOR VENEERING	15700	69288	4606	62780
440831 VENEER/DARK RED MERANTI SHEETS		2907		
440839 OTH VENEER SHEET/TROPICAL WOOD	8046	45383	1254	35370
440929 OTHER NON-CONIFEROUS WOOD	236	1839		2693
441011 PARTICLE BOARD OF WOOD	8764	115615	3104	90099
441012 ORENTED STRAND BOARB UN-WORKED	682	8163	649	5203
441019 OTH P-BOARD OF LIGNEOUS MATERI	107	515		27
441090 OTH P-BOARD NOT AGGLOM W-RESIN	4553	6254		793
441112 MEDIUM DENSITY BOARD (MDF)	56565	890452	119423	837142
441113 (MDF)THICKNESS 5MM TO 9MM	19629	220685	8691	169891
441114 (MDF)THICKNESS EXCEEDING - 9MM	122159	970261	69517	810913
441192 OTH (MDF)DENSITY EXC 0.8 g/cm3		162		168
441193 OTH (MDF)DENSITY 0.5-0.8g/cm3	123191	961508	142584	975928
441194 OTH (MDF)DENSITY NOT> 0.5g/cm3	3045	12472	1376	8936
441210 P-WOOD,VENEER PANELS OF BAMBOO		228		201
441231 OTH P-WOOD OF WOOD SHEET -6MM				4080
441232 OT P-W OUTER PLY NON-CONIFE-WD	36157	226411	8625	129992
441239 OTH PW CONSIST OF WD SHEET-6MM	21119	82415	1387	33218
441294 OTH BLOCKBOARD,LAMINATED&BATEN	702	6660	606	3764

Contd.

10.11 Imports by Economic Categories (Detail)

(In Thousand Rupees)

ITEMS	MARCH, 2015	FROM JULY, 2014	MARCH, 2014	FROM JULY, 2013
441299 OTH PW CONSIST OF WOOD SHEET	51	1740	1396	15508
441400 WOODEN FRAMES FOR PAINTINGS	725	7099	286	9350
441510 CASES,BOXES,CRATES,SIM/PACKING	157	40029	160	2953
441520 BOX PALLETS& OTHER LOAD BOARD	917	13752		38
442190 OTHER,ARTICLES OF WOOD	18167	113910	9966	82526
450110 NATURAL CORK,RAW/SIMPLY PREPAR	196	3752		1116
450190 WASTE CORK,CRUSHED,GRANULATED	506	6909	364	6805
450200 NATURAL CORK,BLOCK,PLATE,SHEER			2	2
450310 CORKS AND STOPPERS	8	14	44	49
450390 OTHER ARTICLE OF NATURAL CORK	11	62		43
450410 BLOCK PLATE SHEET,STRIP CORK		12075	268	14200
460290 OTH BASKET/WICKERWORK/LOOFAH	409	4285	48	1812
470100 MECHANICAL WOOD PULP	41916	366142	56704	428737
470200 CHEM WOODPULP,DISSOLVING GRADE	3703	74998	11399	105054
470311 CHEM WOODPULP UNBLECHED CONIFE	15798	571104	167661	695128
470319 CHEM WOODPULP UNBLE NON CONIFE	4147	4147		11695
470321 CHEM WOODPULPSEMIBLEACH/BLEACH	260632	2506792	345301	3074581
470329 OTH CHEMWOODPULP BLE/SEMI-BLEH	361675	2293834	320868	2272094
470421 CHEM WOODPULP,S-BLE/BLE CONIFE	1	1		7970
470429 CHE W-PULP,S-BLE/BLE NON-CONIF	25726	212377	39593	263929
470500 SEMI-CHEMICAL WOOD PULP	66116	741507	20101	676840
470620 PULP OF FIBRES DERI FROM W-SCR	1038	26386	1647	20410
470693 PULP OBTAIN.COMBIN OF CHE/MECH				
470710 UN-BLEACHED KRAFT PAPER	8361	104722	53220	272799
470720 RECOVERED PAPER/PAPER BOARD BL		97		4630
470730 PAPER/PAPERBOARD MACHINE PULP	7217	20504		4596
470790 WASTE & SCRAP OF OTHER PAPER	217214	1532882	116842	1788659
480100 NEWSPRINT,IN ROLLS OR SHEETS	428502	4484730	417783	3966558
480210 HAND-MADE PAPER & PAPERBOARD		492		1244
480220 PAPER/P-BOARD PHOTO-SENSITIVE	117	3906		508
480240 WALL PAPER BASE		74		
480254 OTH PAPER & PAPERBOARD<40G/SQM	5059	61407	9040	61847
480255 OTH PAPER&PAPERBOARD>40-G/SQM	178335	1983157	172833	1964432
480256 OTH PAPER&PAPERBOARD IN SHEETS	147220	628234	41975	59884
480257 OTH PAPER WT 40-150 G/M2	30094	322271	21666	297087
480258 PAPER & BOARD WT>150G/M2	78357	487903	34201	241200
480261 OTH PAPER&PAPERBOARD IN ROLLS	190	632	17	4316
480262 OTH PAPER&PAPER BOARD IN SHEET	196607	1727610	167284	1769690
480269 OTH U-C CARBONISING BASE PAPER	2240	11798	2441	13466
480300 TOILET FACIAC TISSUE/TOWEL ETC	31944	212858	22184	171501
480411 KRAFTINER UN COATED UN-BLEACH	151995	1131455	183074	907943
480419 OTH KRAFTLINER UNCOAT ROL/SHET	21901	621586	53883	422890
480421 SACK KRAFT PAPER,UNBLEACHED	381889	3607711	775868	3174856
480429 OTH SACK KRAFT PAP UN-COT RISH	103	21850		36845
480431 OTH KRAFT P1BORD WT150G/SQMUNB	29700	255372	22941	256156
480439 OTH UNC K-P/BORD WT150G/SQMUB	16350	193050	52068	288434
480441 OTH KR.P/BORD W>150G<2259-UNBL				691
480442 OTH KRAFT 150-225G BLECH	2761	20011	3008	10491
480449 OTH KRAFT PAPER IN ROCC/SEETS		3265	288	15854
480451 OTH KRAFT PAPER 225G ON BLEACH		5491		3372
480459 OTH KRAFT PAPER IN ROLL 225G		64181		7501
480511 SEMI-CHEMICAL FLOUTING PAPER		95351	7245	86794
480512 STRAW FLUTING PAPER		99		2250
480519 OTHER FLUTING PAPER	111	367892	2437	161523
480524 TESTLINER BD WT150G/M2 OR LESS	11235	102604	6650	85590

Contd.

10.11 Imports by Economic Categories (Detail)

(In Thousand Rupees)

ITEMS	MARCH, 2015	FROM JULY, 2014	MARCH, 2014	FROM JULY, 2013
480525 TESTLINER BOARD WT>150 G/M2	16040	139536	18518	171857
480530 WRAPPING PAPER,UNCOAT	46324	255627	27523	264533
480540 FILTER PAPER/PAPERBOARD,UNCOAT	2301	16951	1679	20422
480550 FELT PAPER/PAPERBOARD,UNCOATED				5263
480591 OTH P&P/ BOARD<150G UNCOATED	26657	215069	22685	224746
480592 OTH P&P/BOARD 150-225G UNCOAT	18782	120630	7004	78515
480593 OTH P & P BOARD<225G UNCOATED	12105	129303	10522	121880
480610 VEGETABLE PARCHMENT PAPER	3664	7547	1569	8290
480620 GREASEPROOF PAPERS	3611	15766	1306	13956
480630 TRACING PAPERS	1974	21850	2730	19726
480640 CLASSINE/GLAZED TRANSPA PAPER	9080	104450	11693	55917
480700 COMPOSITE P/BOARD STICKING FLA	5421	46589	7557	40520
480810 CORRUGATED P&P/BOARD PERFORATED	485	749		950
480840 SACK KRAFT PAPER CREPED/EMBOSD	343	3482	1033	2877
480890 OTH PAPER,CREPED/EMBOSSD/PERF	3540	35868	5281	32077
480920 SELF COPY PAPER	68334	341070	19035	264557
480990 OTH COPYING / TRANSFER PAPERS	3180	32545	741	22610
481013 P&P/BOARD FOR WRITING/PRINTING	95764	946121	101921	1341605
481014 P&P/B IN SHEET 1-SIDE<435/297M		1357		
481019 OTH PAPER&PAPERBOARD IN SHEET	95232	473569	45228	791278
481022 LIGHT WEIGHT COATED PAPER		9543	1788	7634
481029 OTH LIGHT WEIGHT COATED PAPER	308159	2517625	214023	709878
481031 KRAFT PAPER&BOARD WT 150G/M2		1201	2159	2159
481032 KRAFT PAPER&P/BOARD WT>150G/M2	250	47213	896	32957
481039 OTH KRAFT PAPER&P/BOARD BLEACH	867	6768	2248	12877
481092 OTH PAPER&P/BOARD MULTI-PLY	930361	7938451	686822	5220720
481099 OTH PAPER&P/BOARD COATED	22131	255816	14509	180260
481110 P&P/BOARD,TARRED,BITUMINISED	2821	6510		3499
481141 GUMMED ADHESIVE PAPER & BOARD	85589	972645	123175	1334646
481149 OTH GUMMED/ADHESIVE P&P/BOARD	5713	162226	4580	116231
481151 PAPER&PAPER BOARD PLASTIC COAT	197	197		75
481159 OTH P&P/BOARD PLASIC COAT.	193747	2262844	387065	2400534
481160 P&P/BOARD COATED WAX COVERED.	49031	372146	91222	556866
481190 OTH P&P/B CELLULOSE WADDING	127604	1158151	98981	1049925
481320 CIGRETTE PAPER IN ROLL WTH SCM	63448	523579	99281	603914
481390 OTH CIGARET PAPER,BOOKLET/TUBE	59760	549193	70927	445241
481420 WALL PAPER COVERD WITH GRANITE	9626	120129	14160	55038
491199 OTHER, PRINTED MATTER	19067	607483	31524	318303
500100 SILK-WORM COCOONS FOR REELING		1138		
500200 RAW SILK (NOT THROWN)	6337	86353	9228	57911
500300 SILK WASTE, YARN WASTE&G-STOCK		2595	634	2124
500400 SILK YARN,NOT RETAIL SALE	22741	269487	40076	330831
500500 YARN SPUN FROM SILK,WASTE NRS	34603	443010	27857	383187
500790 OTHER SILK FABRICS	153591	2010601	83764	684124
510111 SHON WOOL GREASY	772	10378	6240	16848
510119 OTHER GREASY FLEECE WSHED WOOL	14119	386486	10703	223809
510121 SHORN WOOL, DEGREASED				8608
510129 OTHER DEGREASED WOOL NOT CORBO		34113	6070	11130
510130 CARBONISED WOOL	21452	75435	18941	121397
510219 OTH FINE ANIMAL HAIR KASHMIR		10081	81	743
510220 COARSE ANIMAL HAIR		788		
510510 CARDED WOOL	77	1326	1493	2530
510521 COMBED WOOL IN FRAGMENTS				2481
510529 OTHER WOOLTOPS&COMBED WOOL		19465	18188	42295
510531 FINE ANIMAL HAIR,CARDED/COMBED	993	19723		22843

Contd.

10.11 Imports by Economic Categories (Detail)

(In Thousand Rupees)

ITEMS	MARCH, 2015	FROM JULY, 2014	MARCH, 2014	FROM JULY, 2013
510539 OTH F-ANIMAL HAIR,CARD/COMBED		65		
510610 YARN OF CARDED WOOL 85% WT WOL	30215	226957	36047	228738
510620 YARN OF CARDED WOOL<85% W WOL	9262	157086	20821	118406
510710 YARN OF COMBED WOOL-WOOL=>85%	2224	51480	2092	5921
510720 YARN OF COMBED WOOL-WEIGHT<85%		12281	2072	6329
510910 YARN OF WOOL /ANIMAL HAIR 85%>		2477		
511300 WOV. FAB. COARSE ANIMAL HAIR.				1351
520100 COTTON, NOT CARDED OR COMBED.	5157063	22753889	7874779	49493491
520210 YARN WASTE(INCL.THREAD WASTE)	2823	19266	2570	15441
520299 OTHER COTTON WASTE	14022	157825	10177	83053
520300 COTTON, CARDED OR COMBED.	5892	7571		4702
520411 COTTON SEWING THREAD 85%/MORE				1302
520419 OTH COTTON SEWING THREAD 85%>	467	4301	140	4933
520420 COTTON SEWING THREAD,RETL SALE		840	610	5252
520511 SIN.COT.YAR.U.COM.FIB.D-714.29	23433	240136	47183	683425
520512 S-COT.YARN UCF.D-232.56-714.29	58767	553348	141352	1255282
520513 S-COT.YARN UCF.D-192.31-232.56	15322	140835	97378	454172
520514 S-C. YARN UCF D-125.00-193.31.	6587	46100	8121	13026
520515 S/C YARN UCF.D< 125.00-193.31.	10833	53296	43764	157283
520521 S/C YARN COM.FIB D-714.29/MORE			8015	24759
520522 S/C YARN LF.DX.232.56-714.29	34091	527431	110233	825411
520523 S/C.YARN LF.DX.192.31-232.56		22956		392473
520524 S/C YARN COM.FIB.125-192.31-DX		50550	40073	430901
520526 S/C YARN LF. DX. 106.30-125.	33693	262132		152565
520527 S/C YARN COM.FIB.106-36-125-DX	181475	1810721	457572	2504712
520528 S/C YARN COMBED FIB.< 83.33-DX	189452	2260949	308756	2498545
520531 MUL/CAB.C/Y.ULF.>714.29DECITEX		33109	97553	1226343
520532 MUL/CAB C/Y ULF.232.56-714.29D	1096	12385	14061	54029
520534 MUL/CAB.C/Y ULF.125-192.31 DX.				53736
520535 MUL/CAB.C/Y UN.COM.FIB<125.DX.	20907	205778	153693	1149375
520542 MUL/CAB.C/Y CF.232.56-714.29DX	17517	92652	6111	28678
520543 MUL/CAB.C/Y CF.129.31-232.56DX		103		
520544 MUL/CAB.C/Y C.FIB-125-192.31DX		6477		11756
520547 MUL/CAB C.Y CF.83.33-106-38 DX				24802
520548 MUL/CAB.C/Y COM.FIB.< 83.33.DX		62614	5377	48555
520611 S/C YARN UN COM. FIB>714.29 DX	11606	91237	22453	74186
520612 S/C YARN UN.COM. FIB.<71429.DX	16535	56584	123	15680
520613 S/C.YARN UN.COM.FIB.<832.56DX.				2702
520614 S/C YARN UN.COM.FIB.<192.31DX				3044
520615 S/C YARN UN.COM. FIB.<125DX.		969		975
520621 S/C YARN COMBED FIBRE 714-29DX			191	221
520622 S/C YARN COMBED FIB.<714.29DX		578		7085
520623 S/C YARN COMBED FIB.<232.56DX				16522
520634 MUL/CAB C/Y UCF <192.31,125DX				252
520635 MUL/CAB C/Y UN-COM F/B<125DX		10290		16163
520642 MUL/CAB C/Y CF<714.29,232.56D				96
520710 C/Y CON>85 % WT OF COT PER-SAL		1132		95
521225 OTH W-FAB COT PRINTED>200G/SQM		1650		1588
530110 FLAX, RAW OR RETTED				16089
530121 FLAX,BROKEN OR SCUTCHED N-SPUN		20837		18286
530129 OTH, FLAX,HACKLED NOT SPUN	26653	128927	10474	19451
530310 JUTE/OTH TEXT BAST FIB RAW/RET	509461	3428633	627907	3624739
530390 OTH, WASTE OF JUTE&TEXTILE FIB	1973	45281		30148
530500 COCONUT,ABACA RAMIE,RAW/PROCE	7001	104519	55131	350036
530610 SINGLE FLAX YARN	498	80690	2618	76256

Contd.

10.11 Imports by Economic Categories (Detail)

(In Thousand Rupees)

IT E M S	MARCH, 2015	FROM JULY, 2014	MARCH, 2014	FROM JULY, 2013
530620 MULTIPLE OR CABLED YARN	129	422	153	1326
530710 SINGLE, YARN OF JUTE OR OTH FIB	4800	66213	43318	112405
530720 MULTIPLE OR CABLED YARN(RAMIE)	5636	36766		20004
530810 COIR YARN	3858	32285	3069	30902
531100 WOV FAB OF OTH VEG TEX FIB		2279	1167	2427
540110 SEWING THREAD SYTHA FILAMENT	47378	461708	92690	717434
540120 SEWING THREAD ARTIFICIAL FILAM	182207	1446032	153794	1453335
540211 HIGH TENANCITY YARN OF ARAMIDS	11354	24948		6286
540219 OTH HIGH TENANCITY NYLON YARN	4749	44453	491	9240
540220 HIGH TEN YARN OF POLYESTERS	7627	54516	236	15500
540231 FILAMENTS YARN NYLON POLY 50	119391	978918	105600	998950
540232 FILAMENTS YARN NYLON/OTH POLY	12816	132059	45950	213245
540233 FILAMENTS YARN OF POLYESTERS	1550578	14859113	2062067	16706365
540234 TEXTURED YARN OF POLYPROPYLENE	6907	126529	25483	80797
540239 OTH, SYNTHETIC FILAMENTS YARN	11414	292629	52656	287075
540244 OTH YARN SINGLE UN-TWIST/TWIST	498725	3741938	411350	3627094
540245 ELASTOMERIC YARN OF NYLON	63862	502478	81782	535680
540246 ELASTOMERIC YAR,POLY-PARTIALLY	8090	46275	7580	37370
540247 ELASTOMERIC YARN OF POLYESTERS	521443	4791865	564770	3985663
540248 O-ELASTOMERIC OF SPANDEX/LYCRA	76	56684	11733	38313
540249 OTH, YARN, SINGLE, 50 TURNS/MTR	2137	125964	19579	333431
540251 OTH S/Y TWIST>50/M NYLON, POLYA	596	22297	333	23412
540252 OTH S/Y TWS>50/M OF POLYESTER	38830	294376	34943	392864
540259 OTH S/Y TWS>50/M OF OTH POLYEST	1114	18880		81604
540261 OTH Y-MULTIPLE/CAB NYLON/POLYM	2855	69018	71413	420266
540262 OTH Y-MULTI/CAB OF POLYESTER	78004	794411	73612	582369
540269 OTH Y-MULTI/CAB NOT RETAIL SAL	1154	97589	2508	17109
540310 HIGH TENACITY YARN OF VISCOS	245	245		1
540331 OTH Y/S UN-TWST VISCOSE RAYON	860764	7461919	982153	7218731
540332 OTH Y/S VIS RAY >120TURNS/MTRS	366259	3618875	243038	2169824
540333 OTH YARN, SINGLE CELLULOSE ACET		33205	21505	31175
540339 OTH ARTIF FILAMENT YARN SINGL	53635	455340	56485	353469
540341 OTHER YARN OF VISCOS RAYON		33071	15369	125405
540349 OTH ARTI FILAMENT YRN VIS RAYO		3002	1544	2984
540411 ELASTOMERIC SYN-MONOFILAMENT	4587	20646	20918	23859
540412 OTH MONOFILAMENT OF POLYPROPYL		18560		13167
540419 OTH SYN MONOFILAMENT OF 67-DEX	13395	123154	13200	81834
540490 OTH SYNTH YARN & SYNTH TEX MAT	6838	84824	817	131355
540500 ARTIFICIAL MONOFILAMENT67D/MORE		499		
540834 OTH WOV FAB ART.FIL YARN PRINT		272		8
550110 SYN FIL TOW NYLON/OOPOLYAMIDES			34	203
550120 SYN FILAMENT TOW OF POLYESTERS	4317	51822	11924	75485
550130 ACRYLIC OR MODACRYLIC	332628	2380763	514818	2601166
550190 SYNTHETIC FILAMENT TOW,N.S.	56	25430		44618
550200 ARTIFICIAL FILAMENT TOW	352518	3467174	90015	3582137
550311 SYN STAPL FIB OF NY OF ARAMIDS	10896	26888	1525	13815
550319 OTH SYN STSPL FIB NOT CARD/COM	345	169594	10854	97115
550320 SYN STA FIB POLYESTER N-CRD/CD	1043734	12380024	1055179	10621572
550330 SYN STA FIB ACRYLIC N-CRD/COMD	205652	2893512	194518	2469396
550340 SYN STAFIB POLYPROPYLENE N-C/C		8425		
550390 SYN STAPLE FIB NOT CARDED/COMB	35	55505	1112	27473
550410 ART-STA FIB VIS RAYON N-CRD/CO	990388	13632629	1134753	9961761
550490 OTH ART STAPLE FIB NOT CARDED	357903	4215890	200774	2907159
550510 WASTE SYNTHETIC FIBRES	1175	8276		4460
550520 WASTE ARTIFICIAL FIBRES	325	3929		

Contd.

10.11 Imports by Economic Categories (Detail)

(In Thousand Rupees)

ITEMS	MARCH, 2015	FROM JULY, 2014	MARCH, 2014	FROM JULY, 2013
550610 SYN STA FIB CRD,COM SPIN NYLON		31369	501	501
550620 SYN STA FIB CRD,COM SPN POLYES	8966	237975	43143	299117
550630 ACRYLIC FIBRES CARDED/COMBED		1561	2154	19658
550690 SYNTHETI FIB CARDED/COMBED NS	32	1024		58
550700 ARTIFI STAPLE FIB CARDED/COM				1051
550810 SEWING THREAD SYN STAPLE FIBRE	6917	25212	1977	89421
550820 SEWING THREAD ART STAPLE FIBRE	564	49419	23392	98286
550911 S/Y STA FIB 86% WT NYLON	36632	579369	25184	393527
550912 MULTI CAB YRN SYN FIB NYL 85%W	83	232		127109
550921 S/Y SYN STA FIB 85% WT POLYSTR	436155	3998306	416106	4030059
550922 MULTI STA FIB 85% W POLYESTER	105293	904799	81842	549738
550931 SINGLE YARN85% OR MORE ACRYLIC	19860	186872	56844	178604
550932 MUL/CAB YARN 85% ACRYLIC FIB	170067	870723	95036	360724
550941 SINGLE YARN 85% WT SYN STA FIB	23444	69605	414	68352
550942 MUL/CAB YARN SYN STA FIB 85%WT	746	746		1476
550951 O/YRN POLYES STA FIB MIX ARTIF	347612	2315995	137280	1326193
550952 O/YRN MX WITH WOOL/FINE A-HAIR				1166
550953 OTH YRN OF POLYESTER MIX COTTN	5495	27978	2881	18956
550959 OTH YRN OF POLY STAPLE FIBRE	56939	329850	25021	311971
550961 O/YRN OF ACRYLIC S-FIB MX WOOL		76340		49823
550962 OTH YARN ACRYLIC MIX COTTON		4220		
550969 YARN ACRYLIC FIB NOT FOR R-SAL	29956	383047	71751	538949
550999 OTH YARN SYN FIB NOT FOR R-SAL	9815	84404	7079	72063
551011 S/YRN ART STA FIB>85% STAPLE-F	45402	938385	118595	757229
551012 MUL/CAB YARN ART STA FIB>85%W	2565	29764		26878
551030 O/YRN ART STA FIB MIX COT-NRS		17		
551090 O/YRN ATT STA FIB<85%ART ATA-F		4348		51910
551120 YARN<85% BY WT SYN STAP FIBRE		18946	1441	3090
560290 OTH FELTS,NOT IMPREGNATE,COAT	24317	146429	10983	85490
560311 N-WOVNS, M-MADE FILA>25G/SQM	84203	667078	80730	515016
560312 N-WOV,M-MAD FIL>25G/SQM>70GSQM	53819	870763	53244	566246
560313 N-WOVNS,M-MAD FIL>70G/SQM>150G	31357	273144	20879	305654
560314 N-WOV,M-MAD FLAME WT>150G/SQM	3768	134367	11220	140800
560391 OTH NONWOVENS, WT>25 G/SQM	446	4209	175	4317
560392 OTH N-WOV,WT>25G/SQM>70 G/SQM	10809	37002	5527	52142
560393 OTH,NON WOVEN>70G/SQM>150G/SQM	2911	22668	4459	33416
560394 OTH,N-WOVEN WEIGHING>150G/SQM	202970	1717794	108123	1149795
560410 RUBBER THREA AND CORD,TEX COVE	1419	25728	6462	54349
560490 OTHER,TEXTILE COVERED MATERIAL	15224	87908	9892	78529
581099 OTH TEXTILE MATERIAL.		492		64552
581100 QUILTED TEXTILE PRODUCT PIECE.	3528	40832	872	51600
590110 TEX FAB.GUM COATED/AMYLAC,SUBS	1238	26498	8906	50307
590290 OTH,TYRE CORD FAB YARN VIS-RYN	972	1336		
590310 TEX.FAB.IMP,COV/LMTD PICAL.	142126	1146750	93941	891952
590320 TEX.FAB IMP,COATED,POLYURETHAN	125973	1548991	77941	867115
590490 OTH FLOOR COVERINGS, LINOLEUM		119		
590500 TEXTILE WALL COVERINGS.		98		79
590610 ADHESIVE TAPE < 20 CM	9931	26933	15394	25128
590691 RUBBERISED TEX FAB,KNIT/CROCH	104	7948	4223	11044
590699 OTHER,RUBBERISED TEX FAB,N.S	9973	92853	9901	204705
590700 TEXTILE FABRICS O/W IMPG/COATD	20948	191307	34504	293441
630800 SETS OF WOVEN FABRICS AND YARN		35	38	108
630900 WORN CLOTHING&OTH WORN ARTICLE	1067895	9209854	1716002	13605073
631010 USED&NEW RAGS,SCRAP,TWINE,ETC	559	2574	540	4815
640590 OTHER FOOTWEAR	3495	83239	344	93196

Contd.

10.11 Imports by Economic Categories (Detail)

(In Thousand Rupees)

ITEMS	MARCH, 2015	FROM JULY, 2014	MARCH, 2014	FROM JULY, 2013
640610 OTH PARTS OF FOOTWEAR N.S.	13470	58232	197	19478
640620 OUTER SOLE/HEEL OF RUB/PLASTIC	7460	124240	2232	117758
640690 PARTS OF FOOTWEAR/OTH MATERIAL	4685	30285	4489	75239
650100 HAT-FORM/BODY,HOODS OF FELT	7	243		23
700800 MUL-WALLED INSULATE UNIT GLASS	13848	92949	11683	40664
700910 REAR VIEW MIRRORS FOR VEHICLES	5587	48629	2530	30263
700991 UNFRAMED GLASS MIRRORS	55879	557491	69525	523172
701399 O-GLASSWARE INDOOR DECORATION	169747	1707906	89007	1114265
701890 OTH GLASS ART O/T IMI-JEWELERY	11285	61801	5862	39110
701911 SILVER/ROVINGYARN C/STAND=50MM	1292	1812	78	1156
701912 ROVINGS	12742	89726	4757	48276
702000 OTH ARTICLES OF GLASS	1999	34699	1750	84274
710121 CULTURED PEARLS UNWORKED				99
710239 OTH NON-IND DIAMOND WORK,N-MOU				80
710310 UN-WORKED/SIMPLY SAWN PRE-STON	1714	24829	1144	4245
710399 OTH SEMI/PRE STONES WORKED N.S		42		4980
710590 OTH DUST/POWDER NAT SYN PRE ST		31		279
710610 SILVER POWDER		6		6
710691 SILVER UNWROUGHT	19688	441627		615119
710692 SEMI-MANUFACTURED SILVER		59999	14030	81409
711019 OTH PLATINUM OTH SEM MFG FORM		2930		17
711049 OTH MET-PLAT GRUD/ALLOY S-MED F	46	225		13
730890 OTH STRUCTURE OF IRON OR STEEL	1240873	4373667	266727	2743309
730900 RESERVATORS,TANKS,VATS SIMICONT	5035	137078	42	124956
731010 TANKS,CASKS,DRUMS,CANS,BOX>50	574	11893	16	44022
731021 CAN,CLOSED BY SOLD/CIMP CAP<50	6644	70883	5870	91514
731029 OTH TANK,CASK,DRUM,BOX CAP<50	26831	649092	56949	462337
761090 ALUM STRUCTURE & PARTS N.E.S.	14871	525523	9348	89135
761100 ALUM RESERVOIRS,TANKS VATS ETC		162		213
761210 COLLAPSIBLE TUBULAR CONTA ALUM	3059	22276	2926	23447
761290 OTH CASKS,DRUM,CAN,BOXES ALUMI	211915	1222828	185212	1350719
890800 VESSELS&F-STRU FOR BREAKING UP	7251821	47358928	2445098	60631977
900110 OPTICAL FIB,OPTI FIB BUNDLES	28664	259365	15529	202949
900120 SHEET,PLATE OF POLARISING MATE		397	631	631
900130 CONTACT LENSES.	2087	10209	150	9421
900140 SPECTACLE LENSES OF GLASS.	4177	36508	1869	25839
900150 SPECTACLE LENSES OTH MATERIAL	4466	24535	1327	5218
900190 OTH LENSES, PRISMS, MIRRORS	1333	6479	3699	7087
900211 OBJECTIVE LENSE CAMRA/PROJECTOR	220	3702	964	5206
900219 OTHER OBJECTIVE LENSES.	457	6026		1969
900220 FILTERS FOR OBJECTIVE LENSES	250	453		124
900290 OTH,MOUNTED OPTICAL ELEMENTS	145	31466		7886
900311 FRAMS,MOUNTINGS OF PLASTICS	490	8983	2914	4834
900319 FRAM,MOUNTING OF OTH MATERIAL	6341	50182	5211	21188
900390 PART FOR FRAMES&MOUNT SPECATLE		112		244
900410 SPECTACLES,GOGGLES SUNGLASSES	23405	231681		161838
900590 PARTS/ACCESSORIE OF BINOCULARS	52	16950		507
900630 CAMERA USED IN UNDERWATE SURVY		15		82
900640 INSTANT PRINT CAMERAS		412		2830
900651 CAMERA(SLR) FOR FILM WD!>35MM		560		
900653 OTH CAMERA ROLL FILM OF35MM				346
900659 OTH CAMERA PHOTOGRAPHIC	694	9632		300
900661 DISCHARGE LAM FLASHLIGHT APPAR	72	845		93
900669 OTH PH-GRAPHIC FLASHLIGHT APPA	40	1152	3595	5484
900691 PARTS,ACCE PHOTOGRAPHIC CAMERA	1282	6499	422	2385

Contd.

10.11 Imports by Economic Categories (Detail)

(In Thousand Rupees)

IT E M S	MARCH, 2015	FROM JULY, 2014	MARCH, 2014	FROM JULY, 2013
B. CAPITAL GOODS TOTAL	30471805	283744651	26067984*	217593414
250100 SALT/PURE SODIUM CHLORIDE	5107	33217	4223	23201
250300 SULPHUR OF ALL KINDS	176683	565875	41853	798033
250410 NATURAL GRAPHITE OF ALL KINDS	9870	73095	4380	67371
250490 OTHER,NATURAL GRAPHITE		1523		246
250510 SILICA SANDS AND QUARTZ SANDS	2730	12767	2308	13551
250590 OTHER NATURAL SANDS	393	25272	357	9289
250610 QUARTZ (O/T NATURAL SANDS)	279	2731		5858
250620 QUARTZITE ROUGHLY TRIMMED		254		3029
250700 KAOLIN & OTH KAOLIN CLAYS	50837	478799	45331	563531
250810 BENTONITE	8961	68572	11093	53928
250830 FIRE-CLAY		4554	6989	8962
250840 OTHER CLAYS	8750	60040	7806	40729
250860 MULLITE		4092		
250870 CHAMOTTE OR DINAS EARTHS		1464		
250900 CHALK	10949	94572	24983	100271
251110 NATURAL BARIUM SULPHATE	3812	23134	6949	182831
251200 SILICEOUS FOSSIL MEALS	4120	17357	2707	22055
251310 PUMIC STONE W/NOT HEAT TREATED	13469	57790	8532	39251
251320 EMERY,NATURAL CORUNDUM,GARNET	4016	38349	3108	41935
251511 MARBLE/TRAVERTINE,CRUDE ROUGH	23830	126331	19763	159288
251512 MARBLE,TRAVERTINE,MERELY CUT		2692	889	8621
251611 GRANITE,CRUDE/ROUGHLY TRIMMED	3024	14556	2043	9618
251612 GRANITE,MERELY CUT,BY SAWING	41	3517	29	697
251620 SANDSTONE,CRUDE/ROUGHLY TRIMED		1202	216	3429
251690 OTH MONUMENTAL BUILDING STONE		1828		2311
251710 PEBBLES,GRAVEL/CRUSH STONE ETC	716	1353		427
251741 GRANULES,CHIP & POWDER,MARBLE		5203		4894
251749 OTH GRANULE,CHIPPING & POWDER	174	974	387	514
251810 DOLOMITE, NOT CALCINED				1260
251830 DOLOMITE RAMMING MAX	1238	8589		1658
251990 OTH FUSED MAGNESIA,DEAD BURNED	13353	90036	13463	81743
252010 GYPSUM; ANHYDRITE	3797	32000	3636	32005
252020 PLASTERS OF CALCINED GYPSUM		4279		3367
252210 QUICKLIME		370		165
252220 SLAKED LIME	791	2292		2639
252230 HYDRAULIC LIME		29		50
252310 CEMENT CLINKERS	4118	6975	1498	2525
252321 WHITE PORTLAND CEMENT		223		1534
252329 OTHER PORTLAND CEMENT	65861	585406	24224	342142
252330 ALUMINOUS CEMENT(CEMENT FONDU)		1048		14170
252390 OTHER HYDRAULIC CEMENTS		319862	51201	382588
252410 ASBESTOS CROCIDIOLIITE		2293		
252490 OTHER ASBESTOS	31054	269375	55102	222977
252520 MICA POWDER		3938	1330	5142
252610 NATURAL STEATITE,NOT CRUSHED	25263	2366842	130527	2256539
252620 NATURAL STEATITE,CRUSH/POWDER	2542	25812	2943	17636
252800 NATURAL BORATES & CONCENTRATES		94		
252910 FELDSPAR		41		169
252922 FLUORSPAR>97% CALCIUM FLORIDE		7574	4460	4744
253010 VERMICULITE,PERLITE CHLORITES	552	3127		1754
253090 OTHER,MINERAL SUBSTANCES	33187	270845	8316	272989
260111 IRON ORES,CONCEN,NON-AGGLOMERT	547413	2763611		904409
260112 IRON ORES CONCEN,AGGLOMERATED				67

Contd.

10.11 Imports by Economic Categories (Detail)

(In Thousand Rupees)

IT E M S	MARCH, 2015	FROM JULY, 2014	MARCH, 2014	FROM JULY, 2013
260200 MAGANESE ORES & CONCENTRATES		117194		
260300 COPPER ORES AND CONCENTRATES		43		
260400 NICKLE ORES AND CONCENTRATES		111		
260700 LEAD ORES AND CONCENTRATES	1062	6564	1012	8519
261000 CHROMIUM ORES AND CONCENTRATES		16411	12144	40710
261400 TITANIUM ORES & CONCENTRATES	2835	22637		19444
261510 ZIRCONIUM ORES AND CONCENTRATE		5351	8106	8106
261710 ANTIMONEY ORES AND CONCENTRATE				41
261800 GRANULATED SLAG M/G IRON,STEEL	16055	164086	488	723
261900 SLAG,DROSS OTH WASTE,IRN/STL	2362	34213	4213	22603
262011 HARD ZINC SPELT MAINLY OF ZINC	3299	9090		1783
262019 OTH,ASH&RESIDUE C/MAINLY ZINC	6394	35174	3133	17744
262040 ASH&RESIDUE MAINLY OF ALUMNIUM				10513
262099 OTH ASH&RESIDUE CANTAIN METAL				630
262190 OTH SLAG &ASH,RESIDUES M-WAST		14726		5569
270111 ANTHRACITE NOT AGGLOMERATED		2336	1613	5546
270112 BITUMINOUS COAL,NOT AGGLOMERAT				124726
270119 OTHER COAL,NOT AGGLOMERATED	5551247	39800633	3316493	19163051
270120 BRIQUETTES SIMILAR SOLID FUEL		72		1043
270210 LIGNITE NOT AGGLOMERATED		3110		3234
270300 PEAT INCLPEAT LITTER	791	7019		7366
270400 COKE/SEMI OF COAL,RETORT CARBN	94855	2214751	479692	2766187
270500 COAL GAS,WATER GAS,SIMILAR GAS		404		469
270600 TAR FROM COAL/LIGNITE/PEAT ETC		13899	71	3387
270710 BENZOLE (BENZENE)				44950
270730 XYLOLE (XYLENES)	190000	1481409	248985	1630279
270740 NAPHTHALENE				7620
270750 OTH STOCK FOR CARBON BLACK	25981	195951	61432	313921
270791 CREOSOTE OILS		1611		65
270799 OTH OIL /PROD DISTLION COALTAR	130729	937521	158510	575408
271019 KEROSENE,INCL KER.TY. JET FUEL	1297003	10314812	1272372	8902495
271129 OTH GAS HYDROCARBON GAS STATE	1005	3698	91	6642
271210 PETROLEUM JELLY	6878	187495	15949	137216
271220 PARAFIN/WAX,CONT WT<0.75%OIL	31971	236627	25077	197461
271390 OTH RESIDUE PETROLEUM BITUMEN		3282		1004
271410 BITUMEN OIL SHALE & TAR SANDS				35329
271500 BITUMEN MIXTURES,NATURAL	816	42324	52281	348906
280110 CHLORINE				1093
280120 IODINE	17199	206382	62014	275872
280200 SULPHUR,SUB/PRE COLLI.SULPHUR	1489	5319	98	8451
280300 CARBON(INCL CARBON BLACK)NES	173376	823327	183119	839235
280410 HYDROGEN.	100	29881	135	4588
280421 ARGON	5640	39149	5118	47351
280429 OTHER, RARE GASES.	10704	72894	15470	116567
280430 NITROGEN	292	2233		555
280440 OXYGEN		1186		19336
280450 BORON, TELLURIUM		5		261
280461 SILICON CON & 99.99% BY WEIGHT		10759	10726	15057
280469 OTHER SILICON	8055	14243	494	23667
280470 PHOSPHORUS	1091	62888		47974
280480 ARSENIC		13470	1883	11923
280490 SELENIUM	15600	120425	21066	97542
280511 SODIUM		2		
280512 CALCIUM		7977		
280519 OTHER ALKALI METALS	1592	25043	2246	18781

Contd.

10.11 Imports by Economic Categories (Detail)

(In Thousand Rupees)

IT E M S	MARCH, 2015	FROM JULY, 2014	MARCH, 2014	FROM JULY, 2013
280540 MERCURY	6902	23320	693	3766
280610 HYDROGEN CHLORIDE (HCL ACID)	174	3178		1912
280620 CHLOROSULPHURIC ACID		2		
280700 SULPHURIC ACID; OLEUM		1781		2648
280800 NITRIC ACID;SULPHONITRIC ACIDS	11991	89256	14140	113477
280910 DIPHOSPHORUS PENTAOXIDE		4728	2286	4589
280920 PHOSPHORIC/POLPHOSPHORIC ACIDS	1940700	20153189	1923171	16813996
281000 OXIDES OF BORON;BORIC ACIDS	10914	186868	19247	168355
281111 HYDROGEN FLUORIDE	615	6584	857	2678
281119 OTHER INORGANIC ACIDS.	18326	108524	11860	106572
281121 CARBON DIOXIDE	12554	120520	19453	219665
281122 SILICON DIOXIDE (SILICA)	53733	497633	42039	450273
281129 OTH INORGANIC OXYGEN COMPOUNDS	62	11818	1061	17504
281210 CHLORIDES AND CHLORIDE OXIDES		76	17	118
281290 OTH HALIDE/HALIDE OXIDES	3179	10772	4681	13740
281310 CARBON DISULPHIDE		13		
281390 OTH SUPHIDE OF NON-METALS			8635	9061
281410 ANHYDROUS AMMONIA	2691	2691	7	2549
281420 AMMONIA IN AQUEOUS SOLUTION	2346	9329	107249	110489
281511 SODIUM HYDROXIDE SOLID	9806	112752	12314	57691
281512 SODIUM HYDROXIDE AQUEOUS SOL	543	2189		1518
281520 POTASSIUM HYDROXIDE (CAUSTIC)	19868	256958	32709	207090
281530 PEROXIDES OF SODIUM/POTASSIUM	3892	3960	4	7
281610 HYDROXIDE/PEROXIDE OF MAGNESUM	7158	40458	4587	34479
281640 STRONTIUM,OXIDE,H-OXIDE,PEROXI	4	969	2	7
281700 ZINC OXIDE;ZINC PEROXIDE	8486	170771	26531	154347
281810 ARTIFICIAL CORUNDUM NOT DEFIN	3638	22716	1555	30224
281820 ALUMINIUM OXIDE O/T ARTIFICIAL	23583	210021	20449	118561
281830 ALUMINIUM HYDROXIDE	42144	331305	36227	367272
281910 CHROMIUM TRIOXIDE	9807	103318	12325	80632
281990 OTH,CHROMIUM OXIDES&HYDROXIDE		5266	929	12116
282010 MANGANESE DIOXIDE	3245	20260		22662
282090 OTHER, MANGANESE OXIDES		16570		1915
282110 IRON OXIDES AND HYDROXIDES	55346	400623	27445	266800
282200 COBALT OXIDE & HYDROXIDE	12883	49644	13921	58754
282300 TITANIUM OXIDES.	3500	182292	39142	203462
282410 LEAD MONOXIDE(LITHARGE,MASICOT	1244	10938		10196
282490 OTHER, LEAD OXIDES		1269		807
282510 HYDRAZINE,YDROXYLAMINE SALT	9691	53017	10755	68362
282520 LITHIUM OXIDE AND HYDROXIDE	1532	7712		7916
282530 VANADIUM OXIDES AND HYDROXIDES		6365	89	34909
282540 NICKEL OXIDES AND HYDROXIDES	6986	6986		1969
282550 COPPER OXIDES AND HYDROXIDES		612		11615
282560 GERMANIUM OXID/ZIRCONIUMDIOXID		2		
282570 MOLYBIDENIUM OXIDES/DIOXIDES		439	1	65
282580 ANTIMONY OXIDES	16040	52440	38025	100584
282590 OTH INORGANIC BASE/METAL OXIDE	733	35738	2328	12243
282619 OTHER, FLOURIDES	8	20631	1713	16108
282630 SODIUM HEXAFLOROALUMINATE		151		2078
282690 OTHER,COMPLEX FLUORINE SALTS	1538	9522	3932	14445
282710 AMMONIUM CHLORIDE	2821	47723	11099	58960
282720 CALCIUM CHLORIDE	9687	68082	7231	30095
282731 CHLORIDES OF MAGNESIUM	1545	21049	1378	15456
282732 CHLORIDES OF ALUMINIUM	46	39160	840	3233
282735 CHLORIDES OF NICKEL	4466	20377	3292	18974

Contd.

10.11 Imports by Economic Categories (Detail)

(In Thousand Rupees)

ITEMS	MARCH, 2015	FROM JULY, 2014	MARCH, 2014	FROM JULY, 2013
282739 OTHER CHLORIDES:	3841	109628	963	52801
282741 CHLORIDE OXIDE/HYDROXIDE COPPER	66	630		
282749 OTH CHLORIDE OXIDE/HYDROXIDES		954	5	602
282751 SODIUM POTASSIUM BROMOMIDES		3621	1609	3397
282759 OTH BROMIDE/BROMIDE OXIDE	24	12192		8607
282760 IODIDES AND IODIDE OXIDES	6617	22710	974	24295
282810 COM CAL HYP (BLEACHING POWDER)		8		957
282890 OTH HYPOCHLORITES/HYPOBROMITES	1434	42038	2747	22125
282911 CHLORATES OF SODIUM	1305	20354		6783
282919 OTH CHLORATES/PERCHLORATES	13382	393069	31416	420331
282990 OTH BROMATES/PERBROMATE/IODATE	87	43072	5062	7413
283010 SODIUM SULPHIDES	38845	790038	97045	636662
283090 OTH, SULPHIDES, POLYSULPHIDES		2888	55	9010
283110 SODIUM DITHIONITE,SULPHOXYLATE	72521	918081	111085	775730
283190 OTH DITHIONITE & SULPHOXYLATE	33938	456945	56403	450685
283210 SODIUM SULPHITES(NEUTRAL)	19407	300869	24356	255587
283220 OTHER SULPHITES	3099	11114	11	1396
283230 THIOSULPHATES	648	7321	836	6638
283311 DISODIUM SULPHATE	64596	1053800	92578	755246
283319 OTHER SODIUM SULPHATES	1536	32401	801	16622
283321 MAGNESIUM SULPHATE(EPSOM SLATE)	636	15355	1685	9243
283322 SULPHATES OF ALUMINIUM	10904	69191	2287	42773
283324 SULPHATES OF NICKLE	3829	56530	6589	66564
283325 SULPHATES OF COPPER	23809	99193	2072	80038
283327 SULPHATES OF BARIUM	9519	42642	3001	53388
283329 OTHER SULPHATES	198863	1032857	143307	670405
283330 ALUMS		396	11	2015
283340 PEROXOSULPHATES(PERSULPHATES)	289	22787	7900	46628
283410 NITRITES	21	41503	9639	47003
283421 NITRATES OF POTASSIUM	2311	47391	9334	55650
283429 OTHER, NITRATES	11153	54137	6	53258
283510 PHOSPHINATES & PHOSPHONATES	628	29751	1742	34947
283522 PHOSPHATES OF MONO-OR DISODIUM	15509	150085	18739	120458
283524 PHOSPHATES OF POTASSIUM	6178	34669	172	31975
283525 CALCIUM HYDROGEN-ORTHOPHOSPHAT	32101	647803	72043	546538
283526 OTH CALCIUM PHOSPHATE (PURE)	2497	287243	15560	185574
283529 OTHER, PHOSPHATES	5568	47257	1517	23965
283531 SODIUM TRIPHOSPHATE	20174	600119	28760	636756
283539 OTHER, POLYPHOSPHATES	19961	253020	26107	151616
283620 DISODIUM CARBONATE NATURAL	48049	1110585	109853	1066600
283630 SODIUM HYDROGEN CARBONATE	5831	85757	21217	119535
283640 POTASSIUM CARBONATE	21625	178875	8766	276130
283650 CALCIUM CARBONATE	11711	136466	21318	111478
283660 BARIUM CARBONATE	3330	98956	2155	91738
283691 LITHIUM CARBONATE	487	2729		2532
283692 STRONTIUM CARBONATE		160		3
283699 OTHER, CARBONATES	50903	441049	73996	528625
283711 CYANIDES OF SODIUM		68109	34256	92192
283719 OTH CYANIDE/OXIDES		3236	2055	4242
283720 COMPLEX CYANIDES	31	467	38	825
283911 SODIUM METASILICATES	2305	9584	1395	9514
283919 OTHER, SILICATES	252	7802		13786
283990 OTHER, METAL SILICATE	954	31236	2202	33520
284011 SODIUM TETRABORATE ANHYDROUS		412		
284019 OTH DISODIUM TETRABORAT(REFINE)	1339	157105	5709	111540

Contd.

10.11 Imports by Economic Categories (Detail)

(In Thousand Rupees)

IT E M S	MARCH, 2015	FROM JULY, 2014	MARCH, 2014	FROM JULY, 2013
284020 OTHER, BORATES		1007	50	50752
284030 PEROXOBORATES (PERBORATES)	86	1822	7	43737
284130 SODIUM DICHROMATE	25187	302365	53519	349833
284150 OTH CHROMATE DI/PER CHROMATES	168	7855	47	7858
284161 POTASSIUM PERMANGANATE	4871	22675		16446
284169 OTH MAGANITE MAGANATE/PERMAGAN		30		15
284170 MOLYBDATES	220	3123	15	2486
284180 TUNGSTATES (WOLFRAMATES)		471		
284190 OTH,SALT OXOMETALIC/PEROX ACID	866	4845	1	3977
284210 DOUBLE OR COMPLEX SILICATES.	9250	127194	1668	59136
284290 OTHER SALTS OF INORGANIC ACIDS	2313	8538	11	23067
284310 COLLOIDAL PRECIOUS METALS		92		
284321 SILVER NITRATE.	30	1886	1069	2381
284329 OTHER,SILVER COMPOUNDS	1245	10585	378	7980
284330 GOLD COMPOUNDS.	12	283	9	143
284390 OTHER COMPOUNDS,AMALGAMS		1317	18	7558
284410 NATURAL URANIUM,ITS COMP ALLOY		548		39
284430 URANIUM DEPLET THORIUM IT COMP				30
284440 RADIOACTIVE EL/ISOTOP COMP ALY	12370	102951	25958	194729
284450 SPENT FUEL EL NUCLEAR REACTOR		653		
284590 OTH ISOTOPES & THEIR COMPOUNDS		249		
284610 CERIUM COMPOUNDS.		125	2	1803
284690 OTH RARE EARTH METAL COMPOUNDS		195	13	518
284700 HYDROGEN PEROXIDE SO-WITH UREA	28305	250154	16031	351808
284800 PHOSPHIDES,CHEMICALLY DEFINED				2194
284910 CALCIUM CARBIDES	105921	655942	39450	404057
284920 SILICON CARBIDE	3231	30442	1083	14669
284990 OTHER CARBIDE		544	126	191
285000 HYDRIDE,NITRIDE,AZIDE,BRMD ETC	269	2734	14	3525
285210 INORG/ORGANIC COMP OF MERCURY	6740	32293	607	11258
285290 OTH INORG/ORGA COMP-MERCURY		2753		3741
285300 OTH INORGANIC COPM AMALGAMS	15	4408	524	4849
290899 OTH SULPHONATED DER OF PHENOLS	3801	58020	8	38053
290911 DIETHYL ETHER	329	556		232
290919 OTHER, ACYCLIC ETHER		20111	5447	35872
290920 CYCLANIC,CYC ETHER HALOGEN DER	791	1495		957
290930 AROMATIC ETHER HALOGEN SULPH'T	3701	74388	10815	75216
290941 2,2-OXYDIETHANOL(DIETHYL GLYCL	99261	625357	108672	548271
290943 MONOBUTYL ETHER,ETHYLEN GLYCOL	13242	90188	19010	118264
290944 MONOALKYL ETHER,ETHYLEN,GLYCOL	71523	299590	23476	276172
290949 OTH,ETHERS THEIR DERIVATIVES	7773	248205	35416	210469
290950 ETHER-PHENOLS,ETHERALCH PHENOL	1205	23885	400	12504
290960 ALCH PEROXID,ETH PEROXID,KETON	24185	216421	19947	155933
291010 OXIRANE (ETHYLENE OXIDE)		11515	228	11354
291030 1-CHLORO-2,3-EPOXYPROPANE	7872	42955	1698	16956
291090 OTH,EPOXIDE,EPOXYALCH,EPOXYPHL	734	5631	597	6249
291100 ACETAL HEM/ACETAL,OXYFUNC HEL	83	402	72	361
291211 METHANE WITHOUT OTH OXYGN FUNC		4317	664	4725
291212 ETHANE WITHOUT OTH OXYGEN FUNC	301	1392		734
291219 OTH,ACYCLIC ALDEHYD W/O OTHOXY	1637	123578	14796	115031
291221 BENZALDEHYDE W/O OTH OXY FUNC		174		411
291229 OTH CYCLIC ALDEHYD W/O OXY FUN	2519	29209	1772	39441
291241 VANILLIN(4-HYDROXY-3-METHOXYBZ	10329	57337	4650	62856
291242 ETHYLVANILIN(3-ETHOXY-4HYDROXY	9705	25456	1788	22128
291249 OTH ALDEHYDE-ETHER/PHENOL/OXYG	368	3200	282	1672

Contd.

10.11 Imports by Economic Categories (Detail)

(In Thousand Rupees)

IT E M S	MARCH, 2015	FROM JULY, 2014	MARCH, 2014	FROM JULY, 2013
291250 CYCLIC POLYMERS OF ALDEHYES				196
291260 PARAFORMALDEHYDE	3097	40049	7653	26899
291300 HALOGEN,SULPHONAT,NITRAT DERV	241	288		23
291411 ACETONE	362	57810	6178	68699
291412 BUTANONE(METHYL ETHYL KETONE)	24472	319637	2142	244374
291413 4-METHYLPENTAN-2-ONE	3483	36996	97	17214
291419 OTH,ACYCLIC KETONE W-OUT OXY-F	616	1749	3344	4782
291422 CYCLOHEXANONE,METHYLCYCLOHEXON	18292	131155	11139	157316
291423 IONONES AND METHYLIONONES	192	4075		6288
291429 OTH,CYCLANIC ETC W/O OTHOXYGN	840	12883	1135	39608
291431 PHENYLACETONE(1-PHENYLPROPAN-2	943	1876		
291439 OTH,AROMATIC KETONE W/O OXYGEN		2389	543	2561
291440 KETONE-ALCOHOL KETONE-ALDEHYDE	2531	48403	135	68262
291450 KETONE-PHENOL/KETONE W/O OXYGN	880	16435	2327	25934
291461 ANTHRAQUINONE		499		3551
291469 OTHER QUINONES	2663	46358	4442	28022
291470 HALGENATDED,SULPHONATED,DERIVA	410	6473	1116	7750
291899 OTH INDREDIENTS FOR PESTICIDES	33396	378242	48681	396921
291910 TRIS(2,3-DIBROMOPROPYL)PHOSPHA		1048		
291990 OTH PHOSPHORIC ESTER/SALT/DERI	5672	61280	10220	94689
292090 OTH ESTER OTH INORGANIC ACID	15873	99249	12782	88095
292111 METHYLAMINE,DI/TRI & ITS SALT	8202	75693	17867	84020
292119 OTH ACYCLIC MONOAMIN/DERV/SALT	3292	26522	595	18791
292121 ETHYLENEDIAMINE AND ITS SALTS	10679	67037	7281	37078
292122 HEXAMETHYLENEDIAMINE/ITS SALTS		2816		5497
292129 OTH ACYCLIC POLYAMIN/DERV/SALT	5413	24856	3147	30343
292130 CY-CLANIC,LENIC LOTERPENI/SALT	11002	52661	5372	51670
292141 ANILINE AND ITS SALTS	3328	29439	6416	17203
292142 ANILINE DERIVATIVES/ITS SALT	27912	242879	13720	207309
292143 TOLUIDINE/ITS DERIVATIV/SALT	24936	51468	3241	43836
292144 DIPHENYLAMINE/ITS DERIV/SALT			172	4328
292145 1,2-NAPTHYAMINE/ITS DERIVATE	2922	29496	2211	103236
292149 OTH,AROMATIC MONOAMIN DER/SALT	11869	305192	17059	280186
292151 O,M,P-PHENYLENE,DIAMINE SALT	19801	236247	62295	313550
292159 OTH AROMATIC POLYAMIN DER/SALT	1731	139071	19699	91516
292211 MONOETHANOLAMINE AND ITS SALTS	2936	42210	2518	67482
292212 DIETHANOLAMINE AND ITS SALTS	46372	87553		41224
292213 TRIETHANOLAMINE AND ITS SALTS	12932	31783	11746	67539
292219 OTH AMINO-ALCH ETHER/ESTR/SALT	150357	1398340	122596	810314
292221 AMINOHYDROXYNEPHLENE ACID/SALT	18700	180214	65641	442124
292229 OTH AMINO NAPTHOL/PHENOL ETHER	83733	678568	64315	535553
292239 OTH AMINO ALDEHYDES	4641	54217	2430	18553
292241 LYSINE/ITS ESTER SALT THEREOF	90893	1846297	172115	2467046
292242 GLUTAMIC ACID AND ITS SALTS	140079	1220983	110252	1129514
292249 OTH AMINOACID/ESTER O/T OXYFUN	227884	2155259	262234	2114852
292250 AMINO-ALCHL/ACIDPHENOL/IT COMP	72707	1189511	60385	738169
292310 CHOLINE AND ITS SALTS	4362	24164	4906	25111
292320 LECITHIN/OTH PHOSPHOAMINOLIPID	17105	141547	18177	112156
292390 OTH QU-AMMONIUM SALT/HYDROXID	20442	466076	33706	345238
292412 FLUOROACETAMIDE(ISO)MONOCROTO		354		340
292419 OTH AMIDE COMP,CARBONIC ACID	46253	561402	71380	499470
292421 UREINES/DERIV/SALT THEREOF	3683	71307	5539	88349
292424 ETHINAMATE (INN)		709		
292429 OTH CYCLIC AMIDE DERIV/SALTS	260661	1464464	157845	1605872
292511 SACCHARIN AND ITS SALTS	30632	222176	59412	206236

Contd.

10.11 Imports by Economic Categories (Detail)

(In Thousand Rupees)

ITEMS	MARCH, 2015	FROM JULY, 2014	MARCH, 2014	FROM JULY, 2013
292519 OTH IMIDE/DERIV/SALT THROF	1354	18564	4723	23664
292521 CHLOIMEFORMRD (ISO)	1076	1076	1110	1589
292529 DIPHENYL-GUANIDINE	29401	399153	56671	426546
292610 ACRYLONITRILE	6738	30320	385	9351
292620 1-CYANOQUANIDINE(DICYANDIAMIDE	2540	48765	2568	40727
292690 OTH,NITRILE-FUNCTION COMPOUNDS	253969	2583779	237963	2198906
292700 DIAZO-,AZO-/AZOXY-COMPOUNDS	21688	166681	16340	138614
292800 ORGANIC DERV,HYDRAZIN/HYDOXY	4633	63292	3890	41858
292910 ISOCYANATES W-NITROGEN FUNCTIO	407196	2714486	405117	2459730
350790 OTH ENZYMES/PREP ENZYMES	192408	1669723	329626	1967360
360200 PREP EXPLOSIVE O/T POWDER		11046	20855	27408
381590 OTHER CATALYTIC PREPARATIONS	28638	418862	199580	539343
401039 TRANS SYS.BELT OTH 150-198 CM	15524	151003	21846	181475
401110 NEW PNEUM TYRES FOR MOTOR CARS	189042	1551191	109159	1320858
401120 NEW PNEUM TYRES FOR BUS/LORRY	1341541	15574937	735138	13240532
401130 NEW PNEUM TYRES RUB AIRCRAFTS	2974	128970	2027	40748
401140 NEW PNEUM TYRE RUBB MOTORCYCLE	4907	62450	8197	86285
401150 NEW PNEUM TYRE RUBB BICYCLES	3218	30298	4099	43612
401161 TYRE AGRICULTURE VEH/MACHINE	198917	1138539	90685	805656
401162 TYRE INDUSTRIAL VEH=61 CMS		376	36	36
401163 TYRE INDUST/CONS VEH>61 CMS		9460	153	6902
401169 OTHER TYRE HERRING BONE		3171		296
401192 OTHER TYRE AGRICULTURE/MACH		697	153	8503
401193 OTH TYRE INDUSTRIAL VEH=61 CM	791	22060	1469	14962
401194 OTH TYRE INDUSTRIAL VEH>61 CM	440	3623	1266	69225
401199 OTH TYRE NEW PNEUMATIC RUBBER	72228	555006	51429	316395
401212 RETREATED TYRE FOR BUSES/LORRY		159		724
401213 RETREATED TYRE FOR AIRCRAFTS		19722	20201	75895
401219 OTHER RETREATED TYRE OF RUBBER		19		98
401220 USED PNEUMATIC TYRES OF RUBBER	83	83		
401290 OTH USED PNEUMATIC TYRE RUBBER	2460	34398	10654	42459
401310 INNER TUBES,OF MOTOR CAR/BUSES	12391	113018	6675	127823
401320 INNER TUBES FOR BICYCLES	539	25808	2924	34742
420340 OTHER CLOTHING ACCESSORIES	6339	179754	42451	395931
440290 OTH WOOD CHARCOAL NOT AGGLOMER	1066	9509	1392	11693
440500 WOOD WOOL;WOOD FLOUR.		19		2395
440690 OTH RAILWAY SLEEPERS OF WOOD		3020		
440710 CONIFEROUS WOOD SPECI SAW/CHIP	1176	5425		3260
440725 TROPICAL WOOD DARK RED MERANTI	24301	209293	11690	117656
440726 TROPICAL WOOD WHITE LAUAN ECC	17169	189765	31769	150682
440727 SAPELLI			1810	11837
440729 OTH TROPICAL WOOD NON-CONF SAW	476685	3762338	401757	2450421
440791 OAK WOOD,SWAN/CHIPPED LEN WISE	1255	12228	920	13655
440792 BEECH WOOD SWAN/CHIPPED L/WISE	10310	92682	14768	104159
440793 OTH TROPICAL WOOD OF MAPLE				8473
440795 OTH TROPICAL WOOD OF ASH	35015	498542	11561	267657
440890 OTH.LAMINAT WOOD SAWN.SLICED6M	11648	103707	16667	143573
440910 WOOD CONIFEROUS SPECIES SHAPED		386	383	471
440921 WOOD NON-CONIFEROUS OF BAMBOO		863		
441700 TOOLS/BODIES/HANDLE OF WOOD	2209	4874	525	2940
441810 WINDOWS FRENCH WINDOWS & FRAME	1525	1546	36	2310
441820 DOORS FRAMES AND THERSHOLDS	7830	74086	17227	59458
441840 SHUTTERING FOR CONCRETE C/WORK		20088		
441872 OTH MULTILAYER FLOORING PANELS		1382		
441879 OTH ASSEMBLED FLOORING PANELS	139	10114		562

Contd.

10.11 Imports by Economic Categories (Detail)

(In Thousand Rupees)

ITEMS	MARCH, 2015	FROM JULY, 2014	MARCH, 2014	FROM JULY, 2013
551694 W-FAB ART FIB<85%WT O/FIB PTIN	153662	3564552	68421	1244032
560121 OTH ARTICLES OF COTTON WADDING	762	9140	252	7178
560122 OTH WADDING OF MAN-MADE FIBRES		2635		27155
560129 OTHER, WADDING ARTICLES	2933	21339	3722	33349
560600 GIMPED YARN,AND STRIP AND LIVE	29413	340874	29698	251924
560721 BINDER/BALER TWINE OF SISAL	1170	7487	264	2582
560729 OTH,TWINE,CORDAGE,ROPE&CABLE	3317	17220	2052	24434
560741 BINDER/BALER TWINE OF POLYTHNE	5132	29102	3729	36269
560749 OTH TWINE,CORDAGE,ROP,CAB POLY	8340	78110	5451	57201
560750 TWINE,CORDAGE,ROPE,OTH SYN FIB	6693	53185	1819	30305
560790 OTH,TWINE,CORDAGE,ROPE & CABLE	10341	40499	1391	23640
560811 FISHING NETS MAN-MADE TEX MAT	23810	422634	22942	277813
560819 OTH, MADE UP NETS OF TEX MAT	7182	84910	3964	59914
560890 OTH,NOTTED NETS/NETTING ROPE	4103	36989	1447	19718
591000 TRANSMISON CONYOR BELT TEX MAT	12610	140104	17181	155133
591110 TEX FAB,FELT & FELT-LINED FAB.	15140	178357	37377	183412
591120 BOLTING CLOTH,WHET/NOT MADE UP	7928	34448	2577	23925
591131 TEX FAB & FELTS,< 650G/SQM .	1830	32637	11081	87297
591132 TEX FAB & FELTS,>0650G/SQM .	23150	301196	27818	242878
591140 STRAINING CLOTH USEDOIL PRESS	827	1890		742
670490 WIGS,BEARD,EYE-BROW OF OTH MAT	152	1539		938
680100 ARTICLE OF STONE PLAS CEMET		6339		23
680210 TILES CUBES AND SIMILAR ARTICL		4684		362
680221 OTH MONUMENTAL BUILD STONE/ART	18974	217896	30374	184365
680223 GRANITE	133605	967868	59839	640750
680229 OTHER STONE		1914		1037
680291 OTH MARBL TRAVERTIN&ALABASTER	575	6275	918	6650
680292 OTHER CALCAREOUS STONE				9
680293 OTHER GRANITE	2954	90762	805	7884
680299 OTHER STONE		6385	162	2738
680690 OTH ARTICLE OF HEAT INSULATING	18394	71631	4868	130914
680710 ARTICLE OF ASPHALT IN ROLL	183	7434		4207
680790 OTH ARTICLE OF ASPHALT MATERL		4504		770
681099 OTH ARTICLE OF CEMENT	1183	6825		5685
681140 ARTICLES CONTAINING ASBESTOS	20	20		37
681181 CORRUGATED SHT NOT CON ASBESTO	6	6		
681182 O-SHT,PANEL,TILES,NOT CON ASBE	8066	44411	18076	67839
681599 OTH ARTICLE OF STONE OTH MINRL	9862	47247	5930	52574
690100 BRICK , TILE OF SILI FOSSIL	205	3325	6	251
690210 REF BRICK,TILE>50%MG,CA	72254	992439	169722	1327705
690220 CERAMIC>50%SILICA,ALUM	48359	266318	37879	207519
690390 OTH REFRECTORY CERAMIC GOODS	19565	114704	4724	74625
690410 CERAMIC BUILDING BRICKS		1104		
690490 OTH C/FLOORING BLOCKS F/TILE	1583	5155	1198	3560
690510 ROOFING TILES		331		
690590 OTH CHIMNEY-POTS,COWLS,ETC.		7264	28	101
690600 CERAMIC PIPES CONDUITS&FITING		3663		1453
690710 TILES CUBES ETC W/N RECT<7CM	2105	62803	72040	348138
690790 OTH,UNGLAZED CERAMICS	211302	3747484	130413	2013813
690810 TILES CUBES AND SIMILAR ARTICL	7008	43237	2128	13421
691490 OTH CERAMIC ARTICLES O/TH PORN	76	59529	92	2302
700100 CULLET AND OTH WAST&SCRAP,GLAS		2018	70	707
700210 BALLS IN GLASS UNWORKED	1053	22646	4676	22706
700220 RODS IN GLASS UNWORKED	83	653		24
700231 TUBE,FUSED QUARTZ/SILICA,UNWOR	93	281	20	824

Contd.

10.11 Imports by Economic Categories (Detail)

(In Thousand Rupees)

ITEMS	MARCH, 2015	FROM JULY, 2014	MARCH, 2014	FROM JULY, 2013
700232 TUBE OF OTH GLASS UNWORKED	2050	2464		839
700239 OTHER, TUBES IN GLASS	74727	418115	56953	426963
700312 NON-WIRED SHEETS COLOURED,FLAS	16910	163689	20409	106020
700319 OTH NON WIRED SHEETS OF GLASS	14989	131839	8956	109189
700320 WIRED SHEETS GLASS		5271	3059	13062
700330 PROFILES OF GLASS		28		
700420 GLASS COLOURED OPACIFIED FLASH			259	259
700490 OTHER GLASS	4974	86615	17565	33084
700510 NON-WIRED GLASS HAVE ABSORBENT	10118	152237	18645	252698
700521 NON-WIRED GLASS COLOURED,OP/FE	11995	81402	9823	132715
700529 OTHER, NON-WIRED GLASS	8915	135240	21973	111400
700530 WIRED GLASS		825		
700600 GLASS BENT, EDGE-H-70.03,04,05	8483	32834	177	4841
700711 THOUGHENED SAFTY GLASS FOR VES	8900	170776	18887	173586
700719 OTH THOUGHENED SAFTY GLASS	28475	219749	2996	49197
700721 LAMINATED SAFTY GLASS VEH/VESL	10780	124103	7767	112543
700729 OTHER, LIMINATED SAFETY GLASS	4434	118915	3858	76898
701090 OTH CARBOYS BOTT,FLASK,JAR,POT	51463	664783	34188	572485
701110 FOR ELECTRIC LIGHTING	6830	32701		5285
701400 SIGNALLING GL-WARE,OPTCAL ELEM	775	40065	92	5709
701510 GLASS FOR CORRECTIVE SPECTACLE	1275	3458		116
701610 GLASS CUBES/OTH SMALLWARE	6084	45725	1968	39445
701919 OTH YARN OF GLASS FIBRE/THREAD	258	18215	3787	27575
701931 GLASS MATS	26742	264663	30739	252173
701932 THIN SHEETS (VOILES)	63897	299500	70201	361755
701959 OTH WOVEN FABRICS	2027	46422	1050	31454
710210 UNSORTED, (ROUGH) DIAMONDS		4172		2418
710490 OTH SYN/RECONSTI SEM/PRE STONE		15648		
710510 DUST AND POWDER OF DIAMONDS				6
711890 OTHER COIN	16	427		234
720110 NON-ALLOY PIG IRON<0.5% PHOSP	121287	586266	40390	380926
720120 NON-ALLOY PIG IRON>0.5% PHOSP		12918		100216
720211 FERRO-MANGANESE CONT 2% CARBON	43954	583124	35904	419270
720219 OTH FERRO-MANGANESE		161063	18591	88511
720221 FERRO-SLICON CONT >55% SILICON	29370	559392	26800	333746
720229 OTH FERRO-SILICON	5009	87093	7340	54952
720230 FERRO-SILICO-MANGANESE	98011	1489219	122644	1153114
720241 FERRO-CHROMIUM CONT >4% CARBON	1812	20430	1124	12612
720249 OTH FERRO-CHROMIUM	2044	22120	1069	7876
720270 FERRO-MOLYBDENUM		9553	995	11311
720280 FERRO-TUNGSTEN&FERRO-SIL-TUNGS		1787		2450
720293 FERRO-NIOBIUM		671	212	212
720299 OTHER FERRO-ALLOYS	4829	12551		3899
720310 FERROUS PROD BY DIR RUD IRONORE		629	38293	107741
720390 OTH FERROUS PRODUCTS		12		42319
720410 WASTE/SCRAP OF CAST IRON	3051	82445	5019	35881
720421 WASTE/SCRAP OF STAINLESS STEEL	47896	313176	90083	531787
720429 WASTE/SCRAP OF OTH ALLOY STEEL	1070	2343		3195
720430 WASTE/SCRAP TINNED IRON/STL	305084	2918073	340148	3096232
720441 TURNING,SHAVING,MILLING WASTE	4195709	30040411	1116194	15050176
720449 OTHER FERROUS WASTE AND SCRAP	4157458	42754519	4001426	35583652
720510 GRANULES OF PIG IRON	7612	42990	2451	33141
720529 OTH POWDER PIG IRON&SP IRON/ST	6047	41140	12444	39526
720610 INGOTS OF IRON ON STEEL.				34
720690 OTHPRIM FORM (EXCL H-72.03)		2911		428

Contd.

10.11 Imports by Economic Categories (Detail)

(In Thousand Rupees)

IT E M S	MARCH, 2015	FROM JULY, 2014	MARCH, 2014	FROM JULY, 2013
720711 CONT 0.25% CARBON,IRON/N-ALY/S	121816	3973133	263288	263288
720712 OTH RECTANGULAR CROSS SECT I/S		5559		
720719 OTH SEMI/FIN PROD IRON/N-A.STL		246		
721790 OTH WIRE OF IRON/NON-ALLOY-STEL	27951	288637	29421	251223
722300 WIRE OF STAINLESS STEEL	4694	113689	9817	112789
722410 INGOTS OTH PRI-FORM OTH A/STEL		1180		374
732599 OTH CAST ARTI OF I/S NES	37800	138774	4828	63730
732611 GRIND BALL&SIMI ARTI FOR MILLS		1523	7	21255
732690 OTH ARTICLES OF IRON & STEEL	329137	2507439	262484	2794427
740200 UN-REFINED CODDER, COPP ANODES		2639		7513
740311 REFIND COPPER,CATHODES&SECTIN	367140	5811247	780876	5531300
740312 REFINED COPPER WIRE-BARS		149		
740319 OTHER, REFINED COPPER	403	16200	2663	29795
740321 COPPER-ZINC BASE ALLOYS(BRASS)	83	109		9710
740322 COPPER-TIN BASE ALLOY (BRONZE)	3793	25266	3839	10945
740329 OTH COPPER ALLOYS(O/T H-74.05)	3241	10477	382	3935
740400 COPPER WASTE AND SCRAP	71343	640254	43339	331017
741999 OTHER, ARTICLES OF COPPER	1741	41632	12493	50705
750210 NICKEL, NOT ALLOYED	115226	609105	41782	632946
750220 NICKEL ALLOYS	77	379	30	325
750890 OTHER, ARTICLES OF NICKLES	50237	474387	70402	523156
760110 ALUMINIUM, NOT ALLOYED	359850	2558645	391586	2409697
760120 ALUMINIUM ALLOYS	225735	1360593	180675	1308078
761699 OTHER,ARTICLES OF ALUMINUM	38520	934510	75718	437626
780110 REFINED UN-WROUGHT LEAD	560688	6273735	963153	6682503
780191 OTH UNWROUGHT LEAD CON ANTIMON				230445
780199 OTH UNREFIND LEAD&LEAD ALLOYED	13946	132930	2677	86360
780600 OTHER ARTICLES OF LEAD.	1672	25299	1714	22298
790111 ZINC NOT ALLOYED WT=/>99.99%	84777	930282	120782	799517
790112 ZINC NOT ALLOYED WT < 99.99%		941038	141005	1377836
790120 ZINC ALLOYS	33814	259140	20916	200818
790700 OTHER ARTICLES OF ZINC.	7167	111322	30960	88846
800110 TIN, NOT ALLOYED	14631	421853	17886	195894
800120 TIN ALLOYS	789	3656		1912
800700 OTHER ARTICLES OF TIN		283	20	155
810110 TUNGSTEN POWDERS			4363	7917
810196 OTHER WIRE OF TUNGSTEN	1969	10525	1817	2459
810199 OTHER ARTICLES OF TUNGSTEN		1452		697
810296 OTHER MOLYBDENUM WIRE	88	1339	515	2521
810299 OTH MOLYBDENUM AND ARTICLES				253
810411 UNWROUGHT MAGNESIUM BY WT99.8%		9347	1179	14278
810419 OTH ARTICL UNWROUHT MAGNESIUM		446		186
810490 OTHER ARTICLE OF MAGNESIUM		2156		150
810520 COBALT MATTES& OTH PRODUCTS				1569
810590 OTH INTERMEDIATE PRO OF COBALT	836	84544	14006	64784
810600 BISMUTH&ATICL INCL WASTE,SCRAP				693
810720 UNWROUGHT CADMIUM POWDER		4750		
810790 OTH CADMIUM,WROUGHT & ARTICLES	187	767		
810820 UNWROUGHT TITANIUM POWDER			66	69
810890 OTH TITANIUM WROUGHT&ARTICLES	999	452439	4522	432309
810990 OTH ZIRCONIUM AND ARTICLES		1435		1493
811010 UNWROUGHT ANTIMONY POWDER	2661	491977	29317	526886
811090 OTH ANTIMONY ART INCL W/SCRAP		415	6311	6311
811100 MANGANES&ARTCL INC WASTE&SCRAP	7541	31889	400	14603
811221 CHROMIUM UNWROUGHT POWDER				1303

Contd.

10.11 Imports by Economic Categories (Detail)

(In Thousand Rupees)

ITEMS	MARCH, 2015	FROM JULY, 2014	MARCH, 2014	FROM JULY, 2013
811229 OTH UNWROUG CHROMIUM INCL WAST		1090		4450
811259 OTH THALIUM UNWROUGH INCL WAST		2488		150
811299 OTH BASE METAL UNWROUGH&ARTICL		34		42
961900 SANITARY TOWEL&TAMPON&SIMILAR	626746	8690049	790391	7374919
3. CAPITAL GOODS TOTAL	100518069	898651504	92665633*	795506050
10611 MAMMALS				220
10612 WHALES, DOLPHINES & PERPOISES				5952
10614 RABBITS AND HARES	33	54		
10619 OTHER MAMMALS		17711	2080	3800
10620 RAPTILES (INCL.SNAKES&TURTLES)		1153		12
10631 BIRDS OF PREY	113	1031	66	434
10632 PSITTACIFORMES(INCL.PARROTS)	8257	72301	9966	61805
10639 OTHER BIRDS	455	5668	62	857
10641 INSECTS		3632		3428
10690 OTHER LIVES ANIMALS	1801	17723	647	14629
621790 PARTS OF GAR/CLOTH ACCESSORI	411	8661	1162	9420
680300 WORKED SLATE/ARTICLE OF SLATE	12	12		
680410 MILL STONE AND GRIND STON MIL	25183	193163	20858	197431
680421 OTH MILLSTONE OF AGGLOMER SYNT	5500	67172	5438	73764
680422 MILL STONE AND GRIND STONE/OTH	82297	649067	39884	599332
680423 OTH MILLSTONE OF NATURAL STONE	2951	29831	7211	30729
680430 HAND SHARPENING POLISH STONE	439	9912	3630	10906
680510 BASE OF WOVEN TEXTILE FABRICS	31246	291627	36756	224414
680520 ON BASE OF PAPER OR PAPERBOARD	26886	175262	36758	186134
680530 ON BASE OF OTHER MATERIALS	18678	120884	16320	146639
680610 SLAG WOOL ROCKWOOL MINERAL WOL	2159	165031	3470	45904
680620 EXFOLIATED VERMICULITE EXPEND	64	5638	824	6573
680800 PANELS,BOARDS,TILES BLOCKS ETC	2244	12332	1738	14113
680911 BOARDS,SHEETS,PANELS,TILES ETC	6658	59373	8852	51289
680919 OTH BOARDS,SHEETS,PANELS OF PL	4303	15709	2348	8704
680990 OTH ARTICLE OF PLASTICS	986	6323	625	1385
681011 BUILD BLOCK,BRICK OF CEMENT		161		
681019 OTH ARTICLE TILE,FLAGSTONE ETC	1563	19115	1794	5643
681091 PREFABRICAT STRUCTURAL COMPONT		86713		
681189 OTH ARTICLES NOT CON ASBESTOES	38	6487		
681291 CLOTHING ACCE OF ASBESTOES FIB		16		986
681292 PAPER MILLBOARDFELT ASBET FIBR	16	83	56	154
681293 COMPRESSD ASBESTOS FIB JOINING	17497	89878	3616	50212
681299 O-ARTI OF FABRICA ASBESTOS FIB	2260	20556	932	22876
681320 FRICTION MATERIA CON ASBESTOES	16299	135718	15588	91311
681381 BRAKE LININGS&PADS VEH-H-8711	35525	257712	47442	199387
681389 O-BRAKE LINE&PADS NOT CON ASBE	7089	43257	2555	30113
681410 PLATES,SHEETS STRIPS OF AGLOM	1438	5549		4884
681490 OTH, ARTICLES OF MICA	99	5012	5098	8129
681510 NON ELETICAL OF GRAPHITE	11893	113336	7885	86106
681520 ARTICLE OF PEAT OTH ARTICLE	61	704		7
681591 CONTAIN MAGNESTIC DOLOMITE/CHR		36		309
690290 OTH REFERECTORY BRIK/BLOK TILE	2044	83441	133	64930
690310 CERAMIC CON>50% GRAPHITE,CARB	8762	72986	6060	60013
690320 COLD TUNDISH LINING SLIDE GATE	14462	165180	18658	176977
690890 OTH GLAZED CERAMICS WALLTILES	785505	5274675	304607	3571716
690911 LAB CERM WARE PORCELAIN/CHINA		1961	66	2310
690912 LAB CERM WARE HARD>9 MOH.SCALE		2029		151

Contd.

10.11 Imports by Economic Categories (Detail)

(In Thousand Rupees)

ITEMS	MARCH, 2015	FROM JULY, 2014	MARCH, 2014	FROM JULY, 2013
690919 LAB CERAMIC WARE CHM/TECH USE	6270	37759	440	9080
690990 OTH CERAMIC WARES AND SIMILARS	67	6349	487	1442
691010 CERAMIC SINK,ETC.FIXT PORCELIN	55882	443265	27570	353055
691390 OTH STATUTTES, ORNAMENT	278	1398	44	398
691410 OTH CERAMIC ARTICLES OF PORCEL	1873	2173		1000
710700 BASE METALS CLAD WITH SILVER		38		
710812 OTH UNWROUGH(GOLD)NON-MONTERY	159993	1630750	9332	17610852
710820 MONETARY (GOLD)		21946		23068226
711100 BASE-M-SILVER/GOLD,CLAD PLTNM		226		180
711810 COIN (O/T GOLD),NOT LEGAL TEND		18		
720720 CONT 0.25% MORE OF CARBON I/ST	39953	633831	203512	716353
720810 COILS, I/N-A-STEL-HOT ROLLED	38859	513732	291600	967240
720825 OTH C-HR-I/N-A-STL TH>4.75 MM	11092	56941	407854	1386483
720826 OTH C-HR-I/N-A-STLTH=3-4.75MM	2781	40844	26599	84054
720827 OTH C-HR-I/N-A-STL TH<3 MM	5718	241547	39811	960302
720836 OTH C-HR-I/N-A-STL TH>10 MM		269408		337623
720837 OTH C-HR-I/N-A-STL TH4.75-10MM	40327	353622	590534	1262154
720838 OTH C-HR-I/N-A-STL TH 3-4.75MM	21136	2038080	2566885	8167183
720839 OTH C-HR-I/N-A-STL TH<3 MM	1353403	8075482	3853396	14251804
720840 NOT IN COIL I/S H-ROL W/PATERN	8085	29410	2157	39691
720851 OTH N/COIL I/S H-ROL TH>10 MM	43502	1124046	116569	706294
720852 OTH N/COIL I/S H-ROLTH>4.75-10	29487	140922	4929	392137
720853 OTH N/COIL I/S H-ROL TH>3-4.75	1893	74307	16829	144509
720854 OTH C-HR-I/N-A-STL TH<3 MM	5121	74780	8893	54825
720890 OTH FLT-ROL PROD IRON WD>600MM	3170	322334	1828384	3030328
720915 IN COIL I/S C-ROL TH 3MM/MORE	29183	575393	290702	1208113
720916 IN COIL I/S C-ROL TH > 1 < 3MM	255870	3634969	525216	2832704
720917 IN COIL I/S C-ROL TH>0.5-1MM	162720	2218486	238972	1443064
720918 IN COIL I/S C-ROL TH > 0.5 MM	263912	2250705	260885	1059366
720925 NOT IN COIL I/S C-ROL TH 3MM/>	36	9946		6681
720926 NOT IN COIL I/S C-ROL TH>1M<3M	96455	682061	38011	429003
720927 C-ROL I/S TH 0.5 MM TO 1MM	146234	1634374	55355	1113434
720928 NOT IN COIL I/S C-ROL TH<0.5MM		60742	6711	30182
720990 OTH FLT ROL PROD I/S WD>600MM	64670	672664	83227	540935
721011 I/STL PLAT/COAT TIN TH-0.5MM/>	230	8722		8830
721012 I/STL PLAT/COAT TIN<0.5MM	232353	2846995	294732	1382963
721020 IR/STL PLAT/COAT WITH LEAD		4924	48	116
721030 ELECTROLYTICALLY PLAT/COAT ZIN	333523	2872507	163559	2008618
721041 COR F-R PROD I/S ZINC COAT600		17070		53985
721049 OTH F-R PROD I/S COAT ZINC>600	1203398	12767425	1435503	11272030
721050 F-ROL I/ST COAT CHROMIUM OXIDE	114299	622742	128300	574067
721061 I/S PL/COT ALUMINIUM ZINC ALLY	8640	380014	35736	431623
721069 OTH F-ROL PROD I/S PL/COT ALUM	11081	24768		32
721070 FR I/S PAINT/VARN, COATED PLAS	321223	1723814	252074	1500070
721090 OTH F-ROL PRD I/NA-ST CLD,COAT	1146	53478	3274	233058
721114 OTH F-ROLL I/S WD<600MMTH>4.75	11081	177553	11495	120401
721119 OTH F-ROLL I/S WD <600MM-CR	17531	98893	17045	96340
721123 F.ROL I/ST CR WT<0.25% CARBON	1369	30262	3744	17002
721129 OTH F-ROL PROD C/ROL WD<600MM	11304	102504	12205	66758
721190 OTH F-ROL PROD I/STL WD<600MM	111381	559994	9868	393645
721210 F-ROL PROD I/NA STL PLATE/COAT		255	3243	44246
721220 I/S ELECTROLYTCAL PL/CT W/ZINC	1346	97530	2808	165780
721230 I/STEEL OTH WISE PL/CT W/ZINC	4477	27742	3794	90028
721240 I/STEEL PAIN/VABNI/COT W/PLAST	2391	21905	4469	20363
721250 I/STEEL OTHWISE PLATED/COATED	6492	73594		64834

Contd.

10.11 Imports by Economic Categories (Detail)

(In Thousand Rupees)

ITEMS	MARCH, 2015	FROM JULY, 2014	MARCH, 2014	FROM JULY, 2013
721260 CLAD,FLAT ROLLED PRODUCT I/STL				156
721310 BARS/RODS HOT/ROL I/S,CON RIBS	8472	89982	12802	98623
721320 BARS/RODS HOT/ROL FREE-CUT STL		53	1785	1785
721391 OTH CIRCULAR C/SEC <14 MM DIA	611397	3236795	355637	1483196
721399 OTH BAR/ROD H-ROL IRR-WND-COIL	36844	391352	26889	265327
721410 BAR/RODS IRON NA STEEL FORGED	10519	93568		34067
721420 BAR/ROD I/S CON RIBS GROOVES	1046	338084	9380	432852
721430 OTH BAR/RODS OT/THAN HEAD72.13	1765	21559	6114	13447
721491 OTH BAR/ROD I/S RETANGULAR C/S				633
721499 OTH BAR/ROD I/S O/THN H-72.13	4149	120841	200050	570464
721510 BARS/RODS FREE CUT STEEL COLD	1133	59165	7594	38230
721550 OTH BAR,ROD COLD-FORMED OF I/S	3808	24342	2830	24392
721590 OTH BAR/RODS,OTH NONALLOY STEL	2692	14524	10256	26470
721610 U,I,H SECTIONS H-ROL HIGH<80MM		9282	454	12331
721621 L SEC H/ROL HT<80 MM 1/NA STEL	1094	7230	1429	3636
721622 T SEC H/ROL HT<80 MM 1/NA STEL	1599	2046		2100
721631 U,I OR H SEC H-ROL HT 80M 1/ST	21429	234757	16428	94437
721632 I SECTION	85212	575558	8045	95750
721633 H SECTION	2860	456825	41605	255191
721640 L&T SEC H-ROL HT 80MM OR MORE	12686	121957		9890
721650 OTH ANGLE/SHAPE SEC HOT H/ROL		13044		
721661 ANGLE/SHAPE SEC COLD/ROLL		1902		4585
721669 OTH ANGLE/SHAPE SEC I/S C-ROLL	7	5091	369	28599
721691 OTH C/FORM I/ST FLAT ROL PROD	357	7978		2752
721699 OTH ANGLE/SHAPE SEC IRON/STEEL	348	52746	7055	48606
721710 WIRE OF I/S NOT PLATED/COATED	20123	161575	14400	124314
721720 WIRE OF I/S PLATED/COAT W/ZINC	12846	116777	8239	92962
721730 WIRE I/S PLATED/COAT W/O B-MTL	53939	582116	73230	634847
721899 OTH SEMI-FINISHED PRO ST/STEEL	4859	5407		280
721911 F/ROL PROD ST/STEEL HR TH>10MM		3429		3190
721912 COILS ST/STEL-HR TH>4.75-10MM		35320		18923
721913 COILS ST/STEL-HR TH>3MM-4.75MM		7169		3734
721914 COILS ST/STEL-HR TH>3MM		54038	9553	56189
721921 COILS ST/STEL-HR TH>10MM		9464	312	8222
721922 COILS ST/STEL-HR TH>4.75-10MM	2437	11880		60024
721923 COILS ST/STEL-HR TH>3MM<4.75MM	6236	28108	151	39292
721924 COILS ST/STEL-HR TH>3MM		36318	1980	66977
721931 COILS ST/STEL-CR-TH >4.75 MM	2473	95515	957	21321
721932 COILS ST/STEL-CR-TH>3MM-4.75MM	9729	127053		47685
721933 COILS ST/STEL-CR-TH >1MM <3MM	55491	435295	60841	249962
721934 COILS ST/STEL-CR-TH>0.5MM<1MM	55969	535102	62428	442401
721935 COILS ST/STEL-CR-TH >0.5MM	133463	1598114	103357	1238718
721990 OTH F/ROL PROD ST/ST WD>600 MM	412633	4812814	438900	4285749
722011 F-ROL ST/STEEL H-ROL TH>4.75MM		2371		1664
722012 F-ROL ST/STEEL H-ROL TH<4.75MM	119	13046	840	22769
722020 COILS ST/STEEL H.ROLLTH <600MM	109452	560177	51019	458243
722090 OTH F/ROL PROD,ST/ST WD <600MM	1246	85632	12135	82726
722100 BAR/RODS H/ROL IN COIL ST/STEL	475	3618		373
722211 BAR/ROD ST/ST NFW H/ROL CC/SEC	28668	194156	45328	153564
722219 OTH BAR/ROD ST/ST NFW HOT/DRWN	497	29907	1836	17474
722220 BAR/ROD ST/ST NFW C/FOR,C/FIN	7598	44918	3542	51626
722230 OTH BAR/ROD OF STAINLESS STEEL	17143	99735	5766	96618
722240 ANGLE/SHAPES&SECTION ST/STEEL	285	13199	1368	7533
722490 OTH SEMI-FIN PROD OTH A/STEEL	53905	3571160		474
722511 GRAIN-ORIENTED SIL-ELEC-STEEL	239621	1687980	44284	568645

Contd.

10.11 Imports by Economic Categories (Detail)

(In Thousand Rupees)

ITEMS	MARCH, 2015	FROM JULY, 2014	MARCH, 2014	FROM JULY, 2013
722519 OTH F/ROL PROD SIL-ELEC-STEEL	121337	702701	175442	2071110
722530 OTH NFW HOT/ROLLED IN COILS	3395945	20442250	656367	3353073
722540 OTH NFW HOT/ROLLED NOT IN COIL	20322	805707	80227	521990
722550 OTH ALLOY STEEL NOT WORK(RDUC)	17310	652244	43491	245322
722591 OTH F/ROL PROD ELEC ZINC PLATE	1946	1946		
722592 FLATROLLED PROD O/W ZINC PLATE		13116		616
722599 OTH F/ROL PROD OTH ALLOY STEEL	389769	1822785	271660	1691583
722611 GRAIN-ORIENTED SILICON ELEC ST	44767	58279	1547	124726
722619 OTH FLAT ROLL/PROD SILICON E/S		7914		
722620 FLAT/ROL PROD HIGH SPEED STEL		52		
722691 OTH FLATROL PROD NETWORK HOT/R		505340		501
722692 OTH F/ROLL PROD NETWORK COLD/R	20695	169663	23219	136826
722699 OTH F/ROL PROD OTH ALLOY STEEL		2676	553	27643
722790 OTH BAR/ROD H/ROLL W/COIL A/ST	265308	1740859	394800	1696989
722810 BAR/RODS OF HIGH SPEED STEEL	448	448	1944	14739
722820 BAR/RODS OF SILICO-MAG STEEL		8652	353	5281
722830 OTH BAR/ROD HOT ROLLED	143648	963462	3603	356983
722840 OTH BAR/ROD NOWORK FORGED		26909		25720
722850 OTH BAR/ROD NOWORK C/FOR,C/F	223	2589	1884	3476
722860 OTH BAR/ROD ALLOY STEEL NES	6965	54302	12825	72399
722870 ANGLES, SHAPES AND SECTIONS	456	456	31	11962
722880 HOLLOW DRILL BARS AND RODS		40881		12108
722920 WIRE OTH ALLOY STEL SILICOMANG		35752	2988	30583
722990 OTH,WIRE OF OTHER ALLOY STEEL	5278	151080	22273	127032
730110 SHEET PILING IRON AND STEEL		50735	2901	394794
730120 ANGLE SHAPES & SECTIONS OF I/S	2843	11661	491	3965
730210 RAILS OF IRON AND STEEL	59642	332746		16292
730230 SWITCH BLADE, CROSS-FROG P/ROD		100		
730240 FISH-PLATES AND SOLE PLATES		424		1473
730290 OTHER MATERIALS JOINTING RAILS	2572	334487	393	23756
730300 TUBE/PIPE,HOLLOW PROFILE C/IRON	5741	166108	223	46613
730411 L.P FOR OIL&GAS S-STL SEAMLESS	1558	8572	773	68914
730419 OTH LINE PIPE I/S FOR OIL&GAS	48487	1173798	38323	484226
730422 DRILL PIPE S-STL DRILL OIL/GAS	146	177057		28890
730423 OTH DRILL PIPE I/S FOR OIL&GAS	458945	5739592	206915	3028219
730424 OTHER PIPE OF STAINLESS STEEL	54134	1104266	2087	28019
730429 OTH CASING,TUBING I/S-OIL/GAS	469565	3337913	1136721	3495993
730431 O- COLD-ROLLRD C.C.SEC I/N.A.S	13099	186544	14864	163362
730439 OTH CROSS SECTION OF N.A-STEEL	349673	2070095	197979	1680169
730441 COLD ROLD CR-SEC OF STAIN-STL	6104	184444	648	85602
730449 OTH CROSS SECTION OF STAIN-STL	26257	367922	21720	355445
730451 O-C.C.SEC COLD ROL(ALLOY-STL)		41968	1463	19202
730459 O-CIR CROSS SEC OF (ALLOY-STL)	619	31633	532	67089
730490 O-TUBE PIPE/HOLLOW -PRO SEAMLE	10749	498132	10403	862744
730511 LINE PIPE USED OIL/GAS WELDED		93183	11416	30193
730512 OTH LINE PIPE USED OIL GAS WLD		20577	3792	43425
730519 OTH LINE PIPE USED OIL/GAS P/L	97	823954	1316	74545
730520 CASING FOR DRILLING,OIL/GAS	15398	50380		
730531 OTHER, LONGITUDINALLY WELDED	3821	3821		89534
730539 OTHER, WELDED TUBES AND PIPES		154674		49676
730590 OTHER, TUBES AND PIPES	4815	204652		5497
730611 L.P-WELDED OF STA-STL(OIL/GAS)	783	73059	433	3795
730619 OTH-LINE PIPE O/G PIPELINE I/S	378	209159	1031	251470
730621 CAS/TUB WELDED LINE PIPE STA-S				546
730629 O-CASING/TUB LINE PIPE O/G I/S	1142	102276		33203

Contd.

10.11 Imports by Economic Categories (Detail)

(In Thousand Rupees)

ITEMS	MARCH, 2015	FROM JULY, 2014	MARCH, 2014	FROM JULY, 2013
730630 COPPER COAT MILD STL TUB-8.5MM	56314	468345	43995	354298
730640 O-WELDED C.C.SEC OF STAIN-STL	131266	1349916	61560	810003
730650 O-WELDED C.C.SEC NON ALLOY-STL	35107	335725	15766	280826
730661 O-TUBE,PIPE WELD SQUARE C-SEC	20706	311792	19114	93410
730669 TUBE/PIPE WELD OF OTH C-C-SEC		2606		791
730690 OTH TUBE PIPE HW-PROFILR I/STL	12712	156080	2589	204225
730711 CAST FIT N-MALLEABLE CAST-IRON	2775	269621	4343	43614
730719 OTHER, CAST FITTINGS	57962	366987	56174	380726
730721 FLANGES, OF STAINLESS STEEL	11591	72067	17028	62438
730722 THREADED ELBO,BEND,SLV S/STEEL	2688	46934	1583	199368
730723 BUTT WELDING FITTING STAINSTEL	6434	68055	1667	31565
730729 OTH TUBE,PIP FITTING STAINSTEL	62267	946276	41792	481939
730791 FLANGE AIR-P AGRI-TRACTOR<=80H	35153	325550	10265	266728
730792 THREAD ELBO,BEND/SLV IRN/STEEL	2495	471048	68906	173009
730793 BUTT WLEDING FITTING IRON/STEL	10981	195068	5682	135520
730799 OTH TUBE,PIP FIT IRN/STEL NEC	202889	2337750	257420	2026147
730810 BRIDGES AND BRIDGE-SECTIONS		33921	72657	823763
730820 TOWERS AND LATTICE MASTS	108933	2486328	28980	476550
730830 DOR,WIN/FRAMES,TH-HOLD,FORDORS	7301	413967	1915	175857
730840 EQUIP SC-FOLD SHUT PROP PITPRO	5547	203466	43772	101827
731100 CONT COMPRESIED/LIQEID GAS IR/S	29211	494473	92005	651548
731210 STANDARD WIRE ROPES AND CABLES	55282	569490	39652	444547
731290 OTH WIRE,ROPE,CABLE,SLINGS I/S	14297	180634	16590	218638
731300 BRABED WIRE OF I/S TNIS HOOP	46097	107548	598	26374
731412 ENDLESS BAND MACH STEL W-CLOTH		3505	2849	7479
731414 OTH WOVEN CLOTH OF STAIN STEEL	194	17784	2038	43137
731419 STEEL CORD FABRIC LIN MNF TYRE	1078	41894	6086	33635
731420 GRIL NET FENC W/LD D=3MM MS100	12309	55245	257	9392
731431 OTH GRL NEW FENC/WLED COTD ZNC		10		
731439 OTH GRL NET FENCING AT INTSEC		29422	145	2530
731441 OTH CLO GRL NET FENC PL/COT ZN	14433	82783	2099	97891
731442 OTH CLO GRL NET FENC PL/COT PL	1238	12186		18727
731449 OTH CLO GRL NET /FENFING	28124	249423	23387	102864
731450 EXPANDED METAL OF IRON OR STEL	187	1338	1120	1120
731511 ARTICULATED LINK ROLLER CHAIN	58399	660883	22226	438145
731512 OTHER CHAIN, ARTICULATED LINK	19394	152054	30183	161022
731519 PARTS, ARTICULATED LINK CHAIN	4580	65946	203	16081
731520 SKID CHAIN	93	243		25
731581 STUD LINK		8659	1688	7040
731582 OTHER, WELDED LINK	8665	38597	3621	13391
731589 OTHER CHAIN,	1892	18704	3443	35656
731590 OTHER PARTS OF CHAIN	4426	22746	268	9609
731600 ANCHORS,GARPNELS PARTS IRON/ST	2265	36154	5536	55186
731700 NAILS,TAKES,DRAWING PINS IR/ST	17855	202819	14129	168181
731811 COACH SCREW I/S THREADED	191	14355		2138
731812 OTH WOOD SCREW I/S THREADED	2919	20859	1005	13053
731813 SCREW HOOKS,SCREW RING RVT I/S	92	2306	152	1688
731814 SELF-TAPPING SCEWS, THREADED	9653	121315	6357	111689
731815 OTH SCREW,BOTLS W/N NUT/WASHER	124866	1201882	101771	1034452
731816 NUTS, THREADED OF IRON/STEEL	61991	576660	37306	250622
731819 OTH BOLT,NUT,WASHER,RVT I/S TH	27992	175186	19313	147410
731821 SPRING WASHER LOCK WASHER N-TH	5136	30853	4488	55144
731822 OTHER WASHERS. NON-THREADED	6014	83064	19188	83169
731823 RIVETS, NON-THREADED	8218	230743	56449	444682
731824 COTTERS/PINS NON THREADED I/S	694	10847	925	6158

Contd.

10.11 Imports by Economic Categories (Detail)

(In Thousand Rupees)

ITEMS	MARCH, 2015	FROM JULY, 2014	MARCH, 2014	FROM JULY, 2013
731990 OTH KNITTING NEDLS,CRO HOOKS	8183	78614	4559	59883
732010 LEAF-SPRINGS&LEAVES THEREFOR	16756	64237	8814	81923
732020 HELICAL SPRINGS	1344	14624	544	15104
732190 PARTS OF I/S,COOK APPLI&PLAT-W	11928	101970	4826	51072
732211 RADIATORS/PARTS CAST IRON E-EL	686	4904	264	4400
732219 OTH RADIATOR AND PARTS THEREOF	4614	24588	1400	21002
732490 OTHER, INCLUDING PARTS	10153	86211	2417	40435
732510 OTH CAST ARTI I/S N-MEL C-IRON		8362	7243	35947
732591 GRINDING BALLS SIMI ARTI MILLS	30801	197748	65146	171897
732619 OTH ATI FORGED/STAMPED N-WORK	59316	389387	36360	446318
732620 ARTICLES OF IRON OR STEEL WIRE	2089	23843	3204	27955
740500 MASTER ALLOYS OF COPPER.		2844	100	315
740610 COPER-POW OF NON-LAMELLAR STRU		21042	2664	17868
740620 COPER-LAMELLAR STRUCTURE FLAKE	7763	118401	3385	73012
740710 BAR,RODS OF REFIND COPPER	72749	664023	184646	1955908
740721 COPPER BAR,ROD PROFIL ZINC BAS	4543	21319	48487	412499
740729 OTH BAR,ROD,PROFIL COPP ALLOYS	9894	34093	3693	55308
740811 WIRE REF COPP MAX CR-SEC DI>6M	16123	294565		42371
740819 OTHER, WIRE OF REFINED COPPER	15533	104103	13989	111273
740821 WIRE OF COPPER ALLOY ZINC BASE	7236	40078	1696	30398
740822 WIRE OF COPPER ALLOY NICK BASE	820	2699	993	5821
740829 OTH WIRE OF COPPER ALLOYS ETC	810	8786	1140	3020
740911 PLAT,SHEET,STRIP REF COPP COIL	30395	175999	34403	182494
740919 OTH PLAT SHEET&STRIP REF COPP	949	36116	270	6512
740921 PL,SH&STRIP COPP ZINC BAS COIL	15002	157960	10919	116040
740929 OTH PL/SH/STRI COPP ZINC BAS	239	22878	141	24539
740931 PL/SH/STRIP COPP TIN BAS COILS	2020	3946		3997
740939 OTH PL/SH/STRIP COPP TIN BAS-C	38	1018	1076	1420
740940 PL/SH/STRIP COPP NICKLE BASE		38		1502
740990 PL/SH/STRIP OTH COPP ALLOYS NS	339	9459		117
741011 FOIL REFINED COPP NOT BACKED	65269	576098	51544	431771
741012 FOIL OF COPP ALLOYS,NOT BACKED	43664	472350	45329	378101
741021 FOIL OF REFINED COPPER,BACKED	9485	53516	7730	51687
741022 FOIL OF COPPER ALLOYS,BACKED		13178	1058	5497
741110 TUBE & PIPE OF REFINED COPPER	155475	1106156	185405	1158151
741121 TUB&PIPE COPP ZINC BAS ALLOYS	2972	17395	342	14724
741122 TUB&PIPE COPP NICKLE BAS ALLY		3198	389	389
741129 OTH TUBE&PIPE OF OTH COPP ALLY	30	17929	539	14697
741210 COPP TUBE/PIPE FIT REF COPPER	1669	4093		619
741220 COPP TUBE/PIPE FIT COPP ALLOYS	3109	27249	320	48847
741300 STANDARD WIRE,CABL PL-BAND-NEI	414	2371	22875	104860
741510 NAIL,TACK,DRW-PIN,STAPL,S-ARTI	119	1923	90	4932
741521 WASHERS/INCL SPRING WASH N-THR		1156	162	1438
741529 OTH NOT THREADED ARTI COPPER	2019	6694	93	9741
741533 OTH THRD SCREW,BOLT,NUT COPPER	112	6597	5	2487
750300 NICKEL WASTE AND SCRAP.	227	227		
750400 NICKEL POWDERS AND FLAKES.		12575	4336	17936
750511 BAR,ROD,PROFILE NICKLE N-ALLOY		369		344
750512 BAR,ROD,PROFILE NICKLE ALLOYED	893	1914	1042	2302
750521 WIRE OF NICKEL, NOT ALLOYED		2023		4056
750522 WIRE OF NICKEL, ALLOYED	5237	26948	614	17362
750610 PLAT,SHET,STRIP,FOIL NICK N-AL	17121	84126	7919	59979
750620 PLAT,SHET,STRIP FOIL NICK ALOY		19028		17440
750711 TUBE&PIPE OF NICKEL NOT ALLOYD		775		
750712 TUBE & PIPE OF NICKEL ALLOYED		17277		40125

Contd.

10.11 Imports by Economic Categories (Detail)

(In Thousand Rupees)

ITEMS	MARCH, 2015	FROM JULY, 2014	MARCH, 2014	FROM JULY, 2013
760200 ALUMINIUM WASTE AND SCRAP.	519732	4283488	443660	3235540
760310 POWDER OF NON-LAMELLAR STRUCTU	31	19157	2374	12384
760320 POWDER OF LAMELLAR STRU FLAKES	220	26900	5531	23331
760410 BAR ROD PROFILE ALUM NOT ALLOY	9275	52842	1484	21225
760421 HOLLOW PROFILES OF ALUM ALLOYD	206	10375		9907
760429 OTH BAR,ROD&PROFIL ALUM ALLOYD	2244	48187	10862	37465
760511 ALMU WIRE N-ALLOY MAX DIA>6MM	1029	140997	10385	123761
760519 OTH ALUMINIUM WIRE NOT ALLOYED	3961	77404	6851	47977
760521 ALUM WIR ALLOY MAX CRS DIA>7MM		1335	72	25813
760529 OTH ALUMINUM WIRE, ALLOYED	2136	25440	1606	38296
760611 RECTANGLE&SQUARE ALUM NOT ALLY	26377	310916	63915	467484
760612 RECTANGULAR/SQ ALUM MOTALLOYED	152126	1038471	84842	671100
760691 OTH PL,SHET,STRL ALUM NOT ALOY	18140	52735	6422	25463
760692 OTH PL,SHET&STRIP ALUM ALLOYED	13137	119653	51189	198600
760711 ALUM FOIL ROLLED N-WORK/BACKED	257542	1961620	234108	1878573
760719 OTH ALUMINIUM FOIL NOT BACKED	127051	1368388	112288	959363
760720 ALUMINUM FOIL, BACKED	131536	1188177	112937	1140577
760810 TUBE, PIPE OF ALUM NOT ALLOYED	246	4686		3358
760820 TUBE, PIPE OF ALUM ALLOYED	6110	73150	10747	80102
760900 ALUM TUBE,PIPE FIT(COUP/ELBOW)	3968	23300	2239	17420
761010 DOORS,WINDOW, FRAMS,THRESHOLDS	2167	59623	3754	23379
761300 ALUM CONT FOR COMP/LIQUE GAS	776	8685	21305	62241
761410 STAND WIR,CABL PL,ALU S-CORE		66892	11978	718321
780200 LEAD WASTE AND SCRAP.		2138		13762
780411 LEAD SHET STRIP FOIL TH>0.2MM		436		
780419 OTHER , LEAD PLATES		5836	1020	4446
790310 ZINC DUST(BLUE POWDER)		8237		20341
790390 OTHER ;ZINC POWDER AND FLAKES		1412		1861
790400 ZINC BARS,RODS,PLPROFILE&WIRE	4901	16970	4290	23166
800200 TIN WASTE AND SCRAP.		14		79
811300 CERMETS&ARTICLE INCL WAS/SCRIP		44		
820110 SPADES AND SHOVELS	12	10330	1190	3425
820130 MATTOCKS, PICKS, HOES & RAKES		455		403
820140 AXES,BILLS HOOKS&SIMI HEW TOOL		261		217
820150 SECATEURS&ONE-HAND PRUNERS SHR	215	234		
820160 HEDGE SHEARS, TWO-HAND PURNING		1077		169
820190 OTH HAND TOOL AGRICUL,HORTICUL	194	1728	701	10550
820210 HAND SAWS	6331	39023	3969	27206
820220 BAND SAW BLADES	758	8842	417	8042
820231 CIRCULAR SAW BLADE WITH STEEL	13398	59257	952	25588
820239 OTH CIRCULAR SAW BLADE,O/MATER	4414	26873	3600	19463
820240 CHAIN SAW BLADES	918	7383	900	8114
820291 STRAIGHT SAW BLADES,WORK METAL	1785	10163		4411
820299 OTHER SAW BLADES	6219	65742	3184	72688
820310 FILES, RASPS & SIMILAR TOOLS	12212	71476	13157	95476
820320 PILERS,PINCERS,TWEESZERS S-TOL	20212	152327	8622	93916
820330 METAL CUTTING SHEARS&SIM TOOLS	2518	13523	283	12506
820340 PIPE CUTTERS BOLD CROPPERS,ETC	6011	24668	1281	20181
820411 NON-ADJUS H-OPER SPANER,WRENCH	31033	245451	17292	176047
820412 ADJUSTABLE H-OPER SPANER,WRENC	28366	149013	18837	140026
820420 INTERCHAGEABLE SPANNER SOCKETS	4264	36277	3191	24200
820510 DRILLING,THREADING TAPPING TOL	1432	14289	220	13435
820520 HAMMERS AND SLEDGE HAMMERS	3486	26319	4907	25380
820530 PLANES,CHISELS,GOUGE WOOD WORK	565	10092	156	2949
820540 SCREW DRIVERS	8572	95679	3408	51911

Contd.

10.11 Imports by Economic Categories (Detail)

(In Thousand Rupees)

ITEMS	MARCH, 2015	FROM JULY, 2014	MARCH, 2014	FROM JULY, 2013
820551 OTHER HAND TOOLS H-HOLD N.E.S.	2411	19303		5953
820559 OTH HAND TOOL(GLAZZIER DIMOND)	10920	129625	6973	223879
820560 BLOW LAMPS		478		173
820570 VICES, CLAMPS AND THE LIKE	2266	22944	3541	14009
820590 SETS OF ARTI.TWO/MORE,SUB-HEAD	3165	82662	6560	58058
820600 TOOL TWO/MORE OF H.82.02TO.05	1030	11788	730	29720
820713 ROCK DRILLING,EARTH BORING TOL	1320	21513	1888	17887
820719 OTH INC PARTS ROCK DRIL,E-BORI	171173	1791825	214071	1737736
820720 DIES FOR DRAWING/EXTRUD METAL	7556	111404	5144	101712
820730 TOOL FOR PRESS, STAMPING/PUNCH	40173	90960	13166	151810
820740 TOOLS FOR TAPPING OR THREADING	1728	13128	2783	56468
820750 TOOL FOR DRILLING O/T ROCK DRL	44819	385631	15387	271678
820760 TOOLS FOR BORING OR BROACHING	1359	22950	991	29466
820770 TOOLS FOR MILLING	5235	25406	10460	41394
820780 TOOLS FOR TURNING	6182	56473	5264	28747
820790 OTH INTERCHANGEABLE TOOLS	12433	321558	49548	526010
820810 KNIVS&CUTING BLADE METAL WORK	3823	26620	1264	30154
820820 KNIVS CUTING BLADE WOOD WORK.	1412	25294	3060	23635
820830 KNIVS&CUTING BLADE KITCHEN APP	1377	15070	508	5950
820840 KNIVS&CUTING BLADE AGRI HORT	5587	24410	3643	18522
820890 OTH KNIVES CUTING BLADES F/MAC	35529	401228	61403	575365
830260 AUTOMATIC DOOR CLOSERS	8953	44309	749	44480
831190 OTH WIRE&RODS AGGLOMTR B/METAL	15790	757960	7083	98050
840120 MACH/APPRAT,ISOTOPIC SEPRATION		83419		
840130 FUEL ELEMENT NON-IRRADIATED		96		
840140 PARTS OF NUCLEAR REACTORS		3354641		1430825
840211 WATERTUBE BOIL S/PROD>45T/H	318798	2311999	24955	749331
840212 WATERTUBE BOILER S/PROD-45T/H	15093	893319	283939	494446
840219 OTH VAPOUR GENERATING BOILERS,	17454	843358		1568617
840220 SUPER-HEATED WATER BOILERS		341884		9397
840290 PARTS OFSTEAM/OTH VAPOUR G/BOL	1700	258864	2395	1448726
840310 BOILERS		16896	685	17574
840390 PARTS CENTRAL HEATING BOILERS	238	526705		164720
840410 AUXILIARY PLANT FOR BOILER		4437910	36636	121996
840420 CONDENSERS STEAM/VAP POW UNIT		208397		124341
840490 PARTS MASHINE H-8404.1000	9175	180121	16663	285705
840510 PRODUCER WATER GAS GENERATORS		452819	103245	1105779
840590 PART PROD GAS WATER GENERATOR	1416	167491	190	29194
840610 TURBINES FOR MARINE PROPULSION		543		
840681 OTH TURBINE OUTPUT EXCEED 40MW			81058	359084
840682 O-TURBINE OUTPUT NOT EXC 40MW	58751	813106	256500	589605
840690 PARTS OF STEAM TURBINES	21133	2082773	9734	3637059
840710 AIRCRAFT ENGINES	7438	403323	206957	1265818
840721 MARINE PROPULSION ENGINES	23576	270202	61243	367280
840729 OT MARINE SPARK-IGN-ROTRY ENG.		4096	293	2371720
840731 PISTION ENGINE CAPACITY-50CC	2020	49747		566
840732 PISTON ENG CAPACITY 50-250CC	85867	479075	18706	327805
840733 PISTON ENG CAPACITY 250-1000CC	2962	44547	2664	51734
840734 PISTON ENG CAPACITY EX1000CC	11503	127079	7840	74997
840790 OTH ENGINES	61901	330246	57055	366235
840810 MARINE PROPULSION ENG-DIESEL	5775	47393		10466
840820 ENGINE FOR VEH CHAPTER-87	31286	271744	31182	402315
840890 OTH ENGINES	31331	909208	58620	666239
840910 PARTS FOR AIRCRAFT ENGINES		3396	37	1555
840991 PARTS,SPARK-IGNITON PIST ENGIN	484958	4493512	355482	4589761

Contd.

10.11 Imports by Economic Categories (Detail)

(In Thousand Rupees)

ITEMS	MARCH, 2015	FROM JULY, 2014	MARCH, 2014	FROM JULY, 2013
840999 OTH PART,COMPRES-IGN PIST ENG	646664	6347782	468389	5243616
841011 HYD,TURBINE,WATER WHEE-1000KW		205008		340600
841012 HYD,TURBN W/WHEEL-1000-10000KW		71392		416445
841013 HYD TURBINE,W/WHEEL>10,000KW	682534	2625883	24603	1055979
841090 PARTS, INCLUDING REGULATORS	33722	989474	234326	491632
841111 TURBO-JET THRUT NOT EXCED25KN				284758
841122 TURBO-PROPLER EXCEED 1100KW				5831
841181 OTH GAS TRBIN NOT EXCD 5,000KW		51196		33074
841182 OTH GAS TURBIN EXCE-5,000KW	30187	1135769		1216896
841191 PARTS TURBO-JET /PROPELLERS	8597	24295		3901
841199 OTH, PARTS OF GAS TURBINES	524475	8332939	722475	10685880
841210 REACTION ENG OTH THAN TURB-JET		287		
841221 LINEAR ACTING,HYD ENGINE&MOTOR	1710	38222	2325	17974
841229 OTH, HYDRAULIC POWER ENG&MOTOR	7983	176282	39934	150699
841231 LINERA ACT,PNEUMATIC ENG&MOTOR	3126	35296	1220	19781
841239 OTH, PNEUMATIC ENG & MOTOR	6716	48206	4144	49800
841280 OTH, ENGINES AND MOTOR	126	258641	277195	4416046
841290 PARTS OF ENGINES AND MOTOR	10787	438371	15806	139447
841311 PUMPS FOR DISPENSING FUEL/LUB	100683	316930	33475	551379
841319 O-PUMP FITTED MEASURING DEVICE	45143	206031	37552	527273
841320 HAND PUMP O/THN H-841311,19	2005	10555	323	4935
841330 FUEL LUBRICATING/COOLING PUMPS	89796	1509690	78163	1165391
841340 CONCRETE PUMPS	2902	147002	1289	709738
841350 OTH POSITIVE DISPLACEMENT PUMP	19072	1282569	3095	139886
841360 OTH ROTARY PIDISPLACEMENT PUMP	342768	429095	6379	75871
841370 OTH CENTRIFUGAL PUMS	294001	2906957	123659	1455982
841381 OTH PUMS LIQUID ELEVATORS	38672	646417	76033	812049
841382 LIQUID ELEVATORS	176	512776	2837	164275
841391 PART OF PUMPS	232195	1830872	159574	1267677
841392 PARTS OF LIQUID ELEVATORS PUMP	4	3228		12238
841410 VACUUM PUMS	8768	150103	16012	129857
841420 HAND/FOOT OPERATED AIR PUMS	2639	25038	859	24398
841430 COMPRESSOR REFRIGERATOR EQUIP	1264761	7484361	1312777	8079460
841440 AIR COMPRESSORS MOUNTED W/CHAS	12821	258390	8981	126021
841451 FANS TABLE,FLOOR,WALL,WINDOW	185580	662180	162723	549122
841459 OTH FANS	22287	756480	97264	369481
841460 HOODS MAX-HORIZONTAL SIDE120CM	13067	123240	6442	112803
841480 OTH GAS COMPRESOR&RECYCL RODS	2252188	12401056	123549	3138079
841490 PARTS AIR/VACUM PUMPS ETC.	77056	2541669	116156	1247553
841510 WINDOW/WALL TYPE AC/SPLIT SYS	260436	1382601	208542	1482137
841520 A.C.MACHINES FOR MOTOR VEHICLE	2153	24187	533	2100
841581 A.C.MACH COMP MOTOR DRI FAN	5732	86999	61980	165810
841582 O- AC INCOR REFRIGIRATING UNIT	17839	139145	23803	265344
841583 OTH A.C. MACH NOT REFRIG UNIT	24296	504126	42199	336024
841590 PARTS OF AIR CONDITION MACHINE	798603	3385392	880563	3435793
841610 FURNACE BURNERS LIQUID FUEL	204	3100	42	13998
841620 OTH FURNAC BURNER INCL COMBINT	3316	165143	2989	110348
841630 MECHANICAL STOKERS GRATES ETC	23273	598336		400802
841690 PART OF BURNRS OTH ART OF 7412	44161	122374	12673	79376
841710 FURNAC & OVEN F/ROAST/MELTING	77505	304358	4773	199204
841720 BAKERY OVENS INCL BISCUIT OVEN	3121	60072	5502	160537
841780 OTHER FURNANCE AND OVENS INDUS	8570	589110	2245	289196
841790 PART OF INDUSTRIAL LAB FURNACE	12478	204002	9548	168521
841810 COMBINED REFRIG-FREEZE W-DOORS	28646	121785	1232	52132
841821 REFRIGERATORS HOUSEHOLD TYPE	37589	294837	21235	277728

Contd.

10.11 Imports by Economic Categories (Detail)

(In Thousand Rupees)

ITEMS	MARCH, 2015	FROM JULY, 2014	MARCH, 2014	FROM JULY, 2013
841829 OTH REFRIGERATOR HOUSHOLD TYP	28245	253848	5109	140803
841830 FREEZERS OF CHEST TYPE	2187	32799	2583	13888
841840 FREEZERS OF THE UPRIGHT TYPE	3266	31874	1921	308368
841850 O-FURNI-STORAGE,DISPLY FRZ EQU	31631	93421	2931	265566
841861 OTH REFRIG FREZ EQPT HEAT PUMP		6254	85	33879
841869 OTH REFRIG FREZ EQPT HEAT PUMP	189016	1790866	279379	2097544
841891 FURNITURE REFRIG FREEZING EQPT		7050		2292
841899 OTH PARTS REFREGERATING EQUIPT	320749	2186340	317404	2295298
841911 INSTANT GAS WATER HEATERS	180	175292	157	58438
841919 OTH INSTANT STRONGWATER HETER	1803	91034	979	100623
841920 MEDICAL SURGICAL LAB STERILISE	5129	375341	7234	334470
841931 DRYERS AGRICULTUL PRODUCTS	777	6914		462
841932 DRYERS WOOD PAPER PULP P/BOARD	49	20866		17835
841939 OTHER DRYERS	44313	395097	127995	1417127
841940 DISTILLING RECTIFYING PLANT	37849	202273	24022	404680
841950 HEAT EXCHANGE UNITS	772740	1855264	6452	559615
841960 MACHINERY LIQUIFY AIR O/GASES	146253	835587	2328	115549
841981 OTH MACH PLANT EQPT HOT/COL FD	20282	200718	4556	173878
841989 OTH MACHINERY PLANT AND EQPT	2551470	12638779	603549	7356390
841990 PARTS MACH PLANT LAB EQUP ETC.	34948	4195698	56419	1280943
842010 CALENDERING OTH ROLL MACHINES	22762	65200	86	46438
842091 CYLINDER(FOR CALENDERING MACH)	225	24304	402	12201
842099 OTH PART OF CALENDER MACHINE	3631	46270	1259	15248
842111 CREAM SEPARATORS	27488	42514	6311	7862
842112 CLOTHES-DRYERS	1446	3566	501	2480
842119 OTH CENTRIFUGES INCLUDING DRYR	149667	1945898	21096	889971
842121 FILTERING PURIFY MACH&APARATUS	590768	3301455	242451	3155038
842122 FILTERING MACH FOR BEVERAGES	1986	33944	2847	20501
842123 OIL&PETROL-FILTER INT.COMBSN	17045	395416	29640	214006
842129 OTH FILTER MACHS APPARATUS NES	55469	790509	134775	594717
842131 INTAKE AIR FILTER COMBTON ENG	1863472	5956437	22190	434505
842139 OTH FILTERING PURIFY MACH/APPA	320789	1792034	150651	1855931
842191 PARTS CENTRIFUGES INCL DRYER	49813	662481	48640	492644
842199 PARTS OF FILTERING PURIFY MACH	30971	881517	34507	343301
842211 DISH WASHING MACHINE HOUSEHOLD	1802	12099	90	6486
842219 OTHER DISH WASHING MACHINE	1391	6624	546	5255
842220 MACH CLEANING/DRYING BOTTLE		71305	3559	42362
842230 MACH FILLING/CLOSING BOTTLES	385665	4686044	294471	6097297
842240 OTH PACKING WRAPPING MACHINE	344777	1796919	189656	1490655
842290 PARTS MACH FIL/CLEAN WRAP PACK	223736	1756820	163377	1303595
842310 PERSONAL WEIGHING MACHINES	2386	44992	1465	20563
842320 SCALES FOR CONT WEIGHING GOODS	277	21026	10	1248
842330 CONSTANT WEIGHT SCALES/HOPER	1014	38278	5031	44478
842381 OTH WEIGHT MACHINERY-30KG	2017	64703	728	16618
842382 OTH WEIGHT MACH CAP-30-5000KG	12627	148578	7135	130425
842389 OTH WEIGHING MACHINERY	4840	108760	12849	177007
842390 WEIGHT MACH WTS ALL KINDS&PART	4521	53889	4652	128275
842410 FIRE EXTINGUISHERS W/N CHARGED	23089	360723	11539	120229
842420 SPRAY GUNS&SIMILAR APPLIANCES	5546	109478	49058	134644
842430 STEAM,SAND BLAST,JET PROJ MACH	6434	58463	1214	71813
842481 AGRICULTURAL OR HORTICULTURAL	41409	219908	14016	174354
842489 OTH APPL PROJ/DISPERS/SPRY LQD	14635	167692	67099	380592
842490 PART MECH APPLIANCE SPRAY ETC.	14934	645117	19317	401332
842511 PULLEY TACKLE HOISTS POWER	73997	239085	6785	57289
842519 O-PULLY/HOISTS/WINCH/CAPSTANS	10802	115166	7387	225043

Contd.

10.11 Imports by Economic Categories (Detail)

(In Thousand Rupees)

ITEMS	MARCH, 2015	FROM JULY, 2014	MARCH, 2014	FROM JULY, 2013
842531 WINCH CAPSTAN POWER E/MOT	1267	19629	286	19844
842539 WINCHES CAPSTAN	5323	106931	1218	52174
842541 JACKS,HOISTS-RAISING VEHICLES	802	22819	15	2602
842542 OTH JACKS AND HOISTS HYDRAULIC	17928	168495	18961	145653
842549 OTH MECHANICAL HANDING EQUIPMT	226	17199	851	4671
842611 OVERHEAD-TRAVELING CRAN F-SUPO		145228	4822	420151
842612 MOBILE LIFTING FRAME ON TYRES	9185	54859	12779	78527
842619 OTH O/HEAD TRAVEL/TRNSPOT CRAN		175273	85662	1661296
842620 TOWER CRANES	54644	310690		150969
842630 PORTAL OR PEDESTAL JIB CRANES		34878		
842641 O-MACHINERY SELF PROP ON TYRES	6127	181200		14944
842649 OTH MACHINERY SELF PROPELLED	3284	345545		698643
842691 O-MACH DESIGED MOUNT ROAD VEH	3054	7111		7292
842699 OTH MACHINERY NOTSELF PROPELED	7788	28663		64222
842710 SELF PROPELL TRUCK WITH EL MOT	10611	348082	29825	229592
842720 OTHER SELF-PROPELLED TRUCKS	87772	752778	58918	610894
842790 OTH WORK TRUCK LIFT/HAND EQUIP	28387	99755	37012	158364
842810 LIFTS AND SKIP HOISTS	143148	1107252	52323	661360
842820 PNEUMATIC ELEVATORS&CONVEYORS		235552	42716	59101
842831 ELEVATOR/CONVEYOR,UN/GROND USE		538		416
842832 OTH ELEVATOR/CONVEYOR BUKT TYP	14013	137227	2647	22811
842833 OTH ELEVATOR/CONVEYOR BLT TYPE	21441	282218	1580	65549
842839 OTH CONT ACTELEVATOR,CONVEYOR	45280	392435	5427	352296
842840 ESCALATORS & MOVING WALKWAYS		848084	3296	96378
842860 TELEFERICS CHAIR-LIFT,F/FURNIC	2417	14024	1857	4046
842890 OTH MACHINERY LIFT/HANDLE ETC.	50585	603330	16358	269152
842911 TRACK LAYING BULDOZER/ANGLDOZR	24063	507639	50169	264761
842919 BULDOZRS/ANGLEDRO/TRACK LAYING	816	155462	494	86264
842920 GRADERS AND LEVELLERS	3242	464153	4140	70888
842930 SCRAPERS		1156		
842940 TAMPING MACHINE & ROAD ROLLERS	21863	222516	83545	369774
842951 FRONT-END SHOVEL LOADERS	64173	507825	107871	1949387
842952 MACHINERY 360 REVOLVG S/STRUTE	9142	9499	87607	90070
842959 OTH MECHANICAL SHOVALS EXCAVOR	273123	2621545	320251	2036995
843010 PILE-DRIVERS /EXTRACTORS		48781		77336
843020 SNOW-PLOUGHS AND BLOWERS				6138
843031 SELF-PROP COAL ROCK CUTTER		221		103
843039 OTH SELFPROP COAL/ ROCK CUTTER	7294	64227		60367
843041 OTH BORS SINK MACH SELF-PROPEL		104681	35107	102326
843049 OTH BOR/SINK MACH NOT SELFPROP	215162	7406707	101374	6130641
843050 OTH MACHINERY SELFPROPELLED	132	59807	77326	101313
843061 TAMP COMPACT MACH NOT SELFPROP	734	11928	930	69414
843069 OTH MACHINERY NOTSELF-PROPELED	2526	27844	6623	23413
843110 PARTS MACHINERY HEADING 84.25	992	28473	5436	37368
843120 PARTS MACHINERY HEADING 84.27	33653	82915	10965	81677
843131 PARTS OF LIFT SKIPHOIST&ESCALT	114411	354280	16260	118949
843139 OTH PARTSLIFT/HANDLE/LOAD MACH	136211	659212	113657	1300860
843141 BUCKETS SHOVELS GRABS & GRIPS	8410	57372	136	16936
843142 BULDOZER OR ANGLEDOZER BLADES	10071	14638		34080
843143 PARTS BOR/SINK MACHINERY	455728	4476249	385383	4223732
843149 PART MACH HEAD 84.26.84.29-30	250134	3079305	215496	2515893
843210 PLOUGHS		781		71
843221 DISC HARROWS,SCARIFIERS,CULTI	6916	18232		20999
843229 OTH HAROW SCARIFIER WEDER&HOS	621	2028		9506
843230 SEEDERS PLANERS & TRANSPLANTER	52	4510		9395

Contd.

10.11 Imports by Economic Categories (Detail)

(In Thousand Rupees)

IT E M S	MARCH, 2015	FROM JULY, 2014	MARCH, 2014	FROM JULY, 2013
843240 MANURE SPREADER&FERTILISER DIS	1464	1464		317
843280 OTH AGR HERTI, FORESTRY MACHRY	15126	74398	25210	113144
843290 PARTS AGR HERTICULTURAL MACHIN	891	116339	10703	170152
843311 LAWN MOVER PARKS/SPORTS GROUD	112	2934	4	3670
843319 OTH MOVER LAWN PARKS SPORTGOOD	137	6879	350	4015
843320 OTH MOWERS INCLUDING CUTER BAR	2545	7922	2395	25323
843330 OTH HAYMAKING MACHINERY	7184	16677	4306	24178
843340 STRAW BALER INCL PICK-UP BALER	6266	14478	8420	115419
843351 COMBINE HARVESTER-THRESHERS	188568	1229246	158374	645579
843352 OTH THRESHING MACHINERY	205	907		
843353 ROOT/TUBER HARVESTING MACHINES		2003		1238
843359 OTH HARVESTING MACHINES	34513	103202	29313	38169
843360 MACH CLEAN SORT EGG FRUT AGPRO	1538	158303	34757	37152
843390 PARTS MACH CLEAN/SORT EGG ETC	12902	71330	7937	42617
843410 MILKING MACHINES	151	13983	99642	229375
843420 DAIRY MACHINERY	16277	403396		107108
843490 PART MILKING/DAIRY MACHINERY	2175	54710	11449	63914
843510 MACHINERY (PRESSES,CRUSHES)	738	9075		4273
843590 PART OF JUICE EXTRACTING MACHI	389	2585		23911
843610 MACHRY PREP ANIMAL FEED STUFS	172381	539414		96142
843621 POULTRY INCUBATORS & BROODERS	6342	563149	39736	223870
843629 OTH POULTRY KEEPING MACHINERY	115098	960904	103203	831440
843680 OTH MACHINERY	3691	7406	463	21550
843691 PARTS POULTRY KEEP MACH BRODER	1908	69099	2008	49300
843699 OTH PART OF AGR/HORT MACHINER	12051	150303	11661	108928
843710 MACH CLEAN SORT GRAD GRAIN/VEG	46040	880154	45617	478024
843780 OTH MACHINERY	60900	653808	104831	451378
843790 PARTS MACHINE USE MILLINDUSTRY	21771	377046	14281	225215
843810 BAKERY MACH MFG MACARONI SPGTI	2420	936784	31990	372617
843820 MACH MANU CONFECTIONERY COCA	4579	428421		631718
843830 MACHINERY SUGAR MANUFACTURE	356	130696	354	59360
843850 MACH PREPARATION MEAT/POULTRY	1645	460865	19021	87921
843860 MACH PREP OF FRUITS/NUTS/VEG.	675	125523	101	196183
843880 OTHER MACHINERY	8203	211379	269	471672
843890 PARTS MACH/ND MFG FOOD DRINK	46764	231570	32403	170560
843910 MACHINERY M/PULP FIBROUS MATAL	4863	49254		1901
843920 MACHINERY MAKE PAPER P/BOARD	48578	575601	3838	164458
843930 MACHINERY FINISH PAPER P/BOARD	22505	120864	14610	112831
843991 PARTS MACHIN PULP FIBROSMATERL	2426	21199	1623	11353
843999 OTH PARTS MACHIN PAPER P/BOAD	11968	245925	20793	195846
844010 BOOK-BIND&BOOK-SEWING MACHIN	3083	43507	5799	51558
844090 PARTS BOOK BINDING MACHINERY		3138		1171
844110 CUTTING MACHINES	98512	322724	109279	452662
844120 MACH MAKE BAGS SACKS/ENVELOP		2281	840	25339
844130 MACHI MAKE CARTONS BOX TUBEETC	3553	33333	674	20681
844140 MACH MOULDING ARTICLE P/P,PULP	12985	99482	35126	83694
844180 OTH MACH FOR MAKING P&P/BOARD	191	45613	73356	99822
844190 PART MAC H-8441.1000,8441.4000	5795	123034	8311	72841
844230 PRINTING MACH, APATUS&EQUIPMEN	2936	86266	2364	57731
844240 PARTS OF THE FOREGOING MACH	834	7999	4557	21048
844250 PLATE ,CYLINDER/PRINT COMPONE	4685	144950	9602	84750
844311 OFF SET PRINT MACHIN REELFED	9283	71019	25753	77150
844312 SHEET FED,OFFICE TYPE S-22&36	4199	19565	8617	51812
844313 OTH OFFSET PRINTING MACHINERY	56277	401913	30913	657049
844314 LETTERPRESS PRI-MACH REEL FED		6420	241	2785

Contd.

10.11 Imports by Economic Categories (Detail)

(In Thousand Rupees)

ITEMS	MARCH, 2015	FROM JULY, 2014	MARCH, 2014	FROM JULY, 2013
844315 LT-PRESS P-MACH O/T R-FED,FLEX		55482		2891
844316 FLEXOGRAPHIC PRINTING MACHIN	767	62185	1853	66320
844317 GRAVURE PRINTING MACHINERY	63150	573191	21438	131140
844319 HOT STAMPING MACHINES	42135	712429	82981	1460476
844331 MACH PERFORM TWO OR MORE FUNCT	29220	136877	4572	83729
844332 PRINTER CONNECT TO AUTOMA DPM	103250	909443	92877	707317
844339 O-MACH REPRODUC ORIGINAL IMAGE	55238	359581	48021	317720
844391 PART/ACCE PRINTING MACH H-8442	16596	271623	24002	194463
844399 PARTS /ACCE OTH PRINTING MACH	93479	605879	56606	469767
844400 MAC EXTRUD CUT M-MADE TEX-MATE	111695	309203	106717	277965
844511 CARDING MACHINES	691756	1894414	765923	3320591
844512 COMBING MACHINES	51497	208758	18879	188791
844513 DRAWING /ROVING MACHINES	390411	1412204	471171	3102239
844519 OTH MACH TEXTURE FIBRE ETC	331760	1374176	487120	2607127
844520 TEXTING SPINNING MACHINES	941719	3447840	239772	4855785
844530 TEXTILE DOUBLING OR TWIST MACH	5363	123727	190807	395750
844540 TEXTILE WINDING MACHINE	171795	1974377	902796	5651137
844590 OTH MACH, TEXTILE FIBRE	270397	1216268	246210	2053750
844610 WEAVING MACH FAB WD-NOT>30CM				32879
844621 POWER LOOM WEAV FAB EXCED 30CM		5202		2604
844629 OTH WEAVING MACHINES(LOOMS)	28249	646879	49487	517894
844630 WEAV MACH FAB >30CM SHUTLES	553111	4844282	560493	6038858
844711 CIRCULAR KNITTING MACHINE	5577	225200		167400
844712 CIRCULAR KNIT MACH DIA>165MM	29823	318548	14105	335152
844720 FLAT KNIT MACH STITCH-BONDING	54349	251016	22999	125688
844790 OTH MACH GIMPED YARN TULE LACE	377706	4948250	400888	2694099
844811 DOBBIES JACQUARD COPY ETC MACH	73332	204912	3027	59373
844819 OTH AUXILARY MACHIN HD84.44-47	36235	1062664	100537	936982
844820 PARTS&ACCESORIES MACH H-84.44	12178	51310	5141	269305
844831 CARD CLOTHING	85158	850792	145261	940198
844832 PART ACCESORY MACH TEXT FIBRE	1676	75835	19104	56234
844833 SPINDLE SPIND FLYER S/IN RING	80984	995464	134557	1051782
844839 OTH PARTS&ACCESSORIES 84.45	146328	1251889	430408	1573510
844842 REEDS FOR LOOMS HEALDS&H/FRAM	33996	240089	23569	277359
844849 OTH PART ACCESSORIES WEAV MACH	48520	534852	76932	530401
844851 SINKERS NEEDLES & OTH ARTICLES	35857	273848	40397	343950
844859 PART ACCESSORY MACH HEAD 84.47	31309	336283	29231	391355
844900 MACH MFG FINISH NON WOVENS	3341	46946	72	90240
845011 WASHING MACH FUL-AUTO NOT>10KG	43725	391607	8250	191175
845012 O-MACH BUILT-CENTRIFUGAL DRIER	9083	103189	11749	154398
845019 O-MACH DRY LINE CAPA -NOT>10KG	1035	54118	7334	34298
845020 MACHINE DRY LINE CAP EXCE10KG		20803		55540
845090 PARTS FOR H/HOLD WASH MACHINE	4321	115886	6196	151010
845110 DRY-CLEANING MACHINES	6737	24037	4307	5791
845121 DRY MACH OF DRYLINEN CAP<10KG		155		179
845129 OTH DRYING MACHINES	40228	241125	21700	165897
845130 IRONING MACHINES & PRESSES	25061	106477	2690	54229
845140 WASHING BLEACH DYE MACHINES	108104	1095632	54837	1310168
845150 REELING UNREEL FOLDING ETC MAC	8574	101194	4701	136182
845180 OTH MACHINERY	465331	3271440	262243	3984460
845190 PARTS FOR DRY CLEAN/DYING MACH	36350	245431	26243	233549
845210 SEWING MACHINE HOUSEHOLD TYPE	4062	60764	6645	69329
845221 AUTOMATIC UNITS SEWING MACHINE	5904	109635	4669	41727
845229 OTH SWING MACHINES	205396	1862861	212032	1331099
845230 SEWING MACHINE NEEDLES	6804	76705	8124	83431

Contd.

10.11 Imports by Economic Categories (Detail)

(In Thousand Rupees)

ITEMS	MARCH, 2015	FROM JULY, 2014	MARCH, 2014	FROM JULY, 2013
845290 OTHER PARTS OF SEWING MACHINE	26343	174198	16223	159267
845310 MACH PREP, TANN HIDE, SKIN LEAT	17075	251913	56098	248365
845320 MACH MAKING/REPAIRING FOOTWEAR	29392	306041	15962	107801
845380 OTH MACH REPAR H-SKINS/LEATHER	1419	43393	9453	49185
845390 PARTS OF MACH TANNING, FOOTWEAR	6876	70019	7450	71181
845410 CONVERTERS	48	2819		2324
845420 INGOT MOULDS & LADLES	5312	14326		17882
845430 CASTING MACHINES	54229	268119	1717	355421
845490 PARTS OF CONVERTERS LADLES ETC	4230	49637	4356	92136
845510 TUBE MILLS	465	119875		139561
845521 HOT/COMBIN HOT&COLD ROLING MIL	51076	382835	5600	108492
845522 COLD, ROLLING MILLS	450633	619122	31781	42176
845530 ROLLS FOR ROLLING MILLS	43406	261431	12886	177732
845590 OTH PARTS METAL ROLLING MILLS	338513	450283	2271	74258
845610 MACH TOOL WORKING BY LSER ETC	2865	34393	834	26387
845620 MACH OPERATED ULTRASONIC PROCE	194	1011		608
845630 MA-TOOL OPER ELECTRO DISCHARGE	1855	26426	6206	21210
845690 O-MAC TOOL FOR REMOVAL OF MAT	243	47228	880	38734
845710 MACHING CENT FOR WORKING METAL	32584	271788	8648	164931
845720 UNIT CONSTRUCTION MACH(SINGLE)	2658	2658	100	454
845730 MULTI-STATION TRANSFER MACH		53887		129143
845811 HORIZONT LATH NUMERICL CONTROL	6532	95618	2182	94978
845819 OTHER, HORIZONTAL LATHES	18432	113503	9337	90099
845891 OTH LATHES NUMERICALLY CONTROL		58232	6615	35611
845899 OTH LATHES FOR REMOVING METALS	1842	115253	8749	93216
845910 WAY TYPE UNIT HEAD MACHINES	294	14233	139	1281
845921 OTH DRILL MACH NUMERICAL CONT		11102	91	91
845929 OTHER DRILLING MACHINES	4112	101946	5794	123575
845931 OTH BOR/DRIL MACH NUMERI CONTR		507		4069
845939 OTHER BOARING-MILLING MACHINES	348	8948	176	3003
845940 OTHER BORING MACHINES	5262	74322		46438
845951 MILLING MACH KNEE TYPE N.CONTR		772		9716
845959 MILL MACH W TRAVERSER =<300MM	2048	41441	1756	13149
845961 OTH MILLING MACH NUMERCAL CONT	1605	27005	4705	8482
845969 OTHER MILLING MACHINES	2586	101681	2124	40384
845970 OTH THREAD/TAPPING MACH	33	47342	167	13721
846011 F.SURFACE GRIND MACH NUM CONTR		890		1860
846019 OTH F.SURF GRIND MAC AXIS0.01M	1795	28813		13680
846021 OTH GRIND MACH NUMERICAL CONTR		18631		25415
846029 OTH GRIND MACH AXIS 0.01MM	96	11680	114	4234
846031 SHARPENING MACH NUMERCAL CONTR		9053		
846039 OTH SHARPENING MACH-TOOL	1979	7688		7103
846040 HONING OR LAPPING MACHINES	204	18900	118	8283
846090 OTHER MACHINE TOOLS	25170	80635	1404	17514
846120 SHAPPING OR SLOTTING MACHINES	21758	41925	1770	13530
846130 BROACHING MACHINES		589		475
846140 GEAR CUTTING, GRIND/FINISH MACH	4088	30477	2649	37965
846150 SAWING OR CUTTING-OFF MACHINES	7574	84636	2724	104110
846190 OTH MACH TOOL FOR METAL WORK	2955	57872	1127	12773
846210 FORGING/DIE-STAMP MACH&HAMMERS	15724	262326		37177
846221 BEND, FOLD, ETC MACH NUM CONTROL		5468		368
846229 OTH BENDING, FOLDING MACH	3583	120161	2694	33381
846231 SHEARING MACH NUMERICAL CONTR		29658		4933
846239 OTH SHEARING MACH	653	40307	982	71656
846241 PUNCH/NOTCH MACH NUM CONTROL	36	36		2875

Contd.

10.11 Imports by Economic Categories (Detail)

(In Thousand Rupees)

ITEMS	MARCH, 2015	FROM JULY, 2014	MARCH, 2014	FROM JULY, 2013
846249 OTH PUNCHING/NOTCHING MACH	4160	98636	1644	36808
846291 HYDRAULIC PRESSES	7325	52094	125	106191
846299 OTH PRESSES FOR WORK METAL	37169	119305	22345	94404
846310 DRAW-BENCH FOR BARS,TUBES WIRE		8146		4701
846320 THREAD ROLLING MACHINES	1971	10127	246	5344
846330 MACHINES FOR WORKING WIRE	2393	19152	411	21752
846390 OTH MACH TOOL WORKING METALS	8760	27213	60	15246
846410 SAWING MACHINES		15802		19519
846420 GRINDING OR POLISHING MACHINES	4803	51976	644	31539
846490 OTH MACH TOOL WORK STONE/CER/C	7728	91149	7308	78490
846510 MACHINE FOR MECHANIC OPERATION	498	2828		49328
846591 SAWING MACHINES	2038	15401		8331
846592 PLANING,MILLING, MOULD MACH	1817	8579	328	4984
846593 GRINDING SANDING POLISHING MAC	420	29922	783	64742
846594 BENDING OR ASSEMBLING MACHINES	2509	85444	1155	4185
846595 DRILLING OR MORTICING MACHINES		9564		4437
846596 SPLITING SLICING PARING MACH		14013	8851	15507
846599 OTH MACH TOOL FOR WOOD CORKETC	43020	112364	979	72120
846610 TOOL HOLDER SELF OPEN DIEHEAD	8481	32235	207	24940
846620 WORK HOLDERS	2826	35186	117	3019
846630 DIVIDING HEAD & ATTACH M-TOOL	1900	6778	592	1226
846691 OTH PART FOR MA-TOOL H.84.64	3	6830	20	4277
846692 OTH PART FOR MA-TOOL H.84.65	2909	34827	1403	26119
846693 PART/ACCES MACH TOOL PLAN ETC	11950	175233	12842	78637
846694 PART/ACCES MACH TOOL FOLD ETC	10230	88758	9954	1139620
846711 PNEUMATIC ROTARY TYPE TOOLS	618	5141	11	5274
846719 OTH PNEUMATIC TOOLS FOR WORK	8224	44087	3357	23676
846721 DRILL W ELEC MOTOR OF ALL KIND	7905	84558	10744	70450
846722 SAWS SELF CONTAINED ELE-MOTOR	356	12798	726	5602
846729 OTH TOOL WITH ELECTRIC MOTOR	29747	307810	23449	159585
846781 CHAIN SAWS	4243	29145	1864	14013
846789 OTH TOOL WORKING IN HAND	22869	69622	2716	19679
846791 PARTS OF CHAIN SAWS	999	8705	629	5471
846792 PARTS OF PNEUMATIC TOOLS	1105	13377	4239	16314
846799 OTH PART TOOL WOR IN THE HAND	18414	116655	5197	96664
846810 HAND HELD BLOW PIPES		278		
846820 OTH GAS-OPERATED MACH APPARATU	30447	39570		10617
846880 OTH MACH FOR SOLDER,BRAZING	8133	68346	3365	31368
846890 PARTS FOR SOLDERING,BRAZIN MAC	1478	18078	5052	35384
846900 TYPEWRITER;WORD PROCESS MACH		1219	349	1553
847010 ELEC CALCULATOR,DATA REC MAC	7659	127607	2815	77190
847021 CALC. MACH W PRINT DEVICE		102	24	275
847029 OTH ELECTRO CALCULATING MACHIN	239	549		77
847030 OTHER CALCULATING MACHINES		105		1351
847050 CASH REGISTERS	12235	51403	1246	26556
847090 OTH POSTAGE,TICKET ISSUE MACH	1019	19892	11	12828
847130 PORTABLE AUTOMATIC DP MACHINE	852659	17470860	744609	6262172
847141 OTH AUTOMATIC DATA PRO MACHINE	209977	1485597	17878	325485
847149 OTH PRESENTED IN FORM SYSTEMS	21528	217071	11217	241020
847150 PROCESSI UNIT O/T,H-8471.41,49	386844	3287730	177656	1744478
847160 INPUT,OUTPUT UNIT IN S-HOUSING	49464	860172	97288	417924
847170 STORAGE UNITS	84271	810294	94467	703246
847180 OTH UNITS OF AUTO DAT PRO MACH	16003	69517	3112	118115
847190 OTH LAN,BRIDGES,HUBS EXCL SWIT	18973	515072	29914	598118
847210 DUPLICATING MACHINES	114	2251	255	750

Contd.

10.11 Imports by Economic Categories (Detail)

(In Thousand Rupees)

ITEMS	MARCH, 2015	FROM JULY, 2014	MARCH, 2014	FROM JULY, 2013
847230 SORTING/FOLDING/AFFIXING MACH		608	111	1812
847290 OTHER, OFFICE MACHINES	128184	1415982	44821	1128080
847310 PARTS/ACCESS OF MACH H-84.69		1525		963
847321 PART CALC MACH H-8470.10.21.29		127		510
847329 OTH PARTS OF MACH H-84.70	114722	141536	1827	20487
847330 PARTS/ACCESS OF MACHINE 84.71	109214	981482	93919	990992
847340 PARTS/ACCESS MACHINE HEAD84.72	19217	204441	35842	147671
847350 PARTS/ACCESS MAC HD84.69-84.72	274	7713	7	3689
847410 SORTING/SCREENING/WASHING MACH	1050	205830	14113	67979
847420 CRUSHING OR GRINDING MACHINES	185199	685412	62475	243746
847431 CONCRETE OR MORTAR MIXERS	106137	818047	35758	355005
847432 MACH FOR MIXING MINERAL&BITUME		219088	11477	394090
847439 OTH MACH FOR MIXING MINERALS	20202	30025		66496
847480 OTHER MACHINERY	7375	123385	15300	92510
847490 PART OF SORTING,SCREENING MACH	171293	1027822	79660	1045682
847510 MACH FOR MAKING ELEC LAMP/TUBE		152	543	575
847529 OTH GLASS WORKING MACHINES	24436	233183	223703	398829
847590 PARTS OF MACHINES H-NO.84.75	2318	47853	8238	115985
847621 BEVERAGE/VENDING MA W REFRIG		4037		
847629 OTH,AUTOMA BEVERG-VENDING MACH	1784	1827	16	1450
847681 OTH MACH HEATING/REFRIG,DEVICE		863		423
847689 OTH MACH INCL MONEY CHANG MACH		4889		2309
847690 PARTS OF MACH HEADING 84.76		68		276
847710 INJECTION-MOULDING MACHINES	144282	1634341	507491	2177231
847720 EXTRUDERS	6929	601406	27096	309534
847730 BLOW MOULDING MACHINES	216677	613022	2798	425674
847740 VACCUM MOLDING/THERMOFORM MACH	595	41166	1391	59201
847751 MACH MOULD PNEUMATIC TYRE,TUBE		210351		46211
847759 OTH MACH FOR MOLDING/FORMING		76337		82898
847780 OTH MACH FOR WORKING RUB/PLAST	75613	708982	19056	1396785
847790 PARTS OF MACH,WORKING RUB/PLAS	93326	537241	117669	592321
847810 MACH FOR REPAIRING TOBACCO		208775	80853	797451
847890 PARTS OF MACHINES OF H-84.78	31807	282491	56448	349639
847910 MACH FOR PUBLIC WORKS,BUILDING	90987	331778	36746	696753
847920 MACH FOR EXTRACT/PREP FATS/OIL	15154	287287	44877	175485
847930 PRESS PARTICAL/FIBRE BOARD ETC	65	161192	24501	352171
847940 ROPE OR CABLE MAKING MACHINES	1616	84854	6413	23806
847950 INDUSTRIAL ROBOTS(N.E.S.)		42697	745	11881
847960 EVAPORATIVE AIR COOLERS	109187	359728	14495	171486
847979 OTH PASSENGER BOARDING BRIDGES		283602	317	23176
847981 MA FOR TREATING METAL/FLE WIRE	6569	75610	962	51142
847982 MIX/KNEAD/CRUSH/GRIND ETC MACH	240551	3217826	803439	6515245
847989 OTH APPLI IDIVIL FUNCTIO MACH	1602218	8183579	371084	3110976
847990 PART OF MA H- 8479.20.60.82.84	71896	1188402	88348	1080993
848010 MOULDING BOXES FOR MET FOUNDRY	1895	17428	860	15828
848020 MOULD BASES	4770	45448	757	24979
848030 MOULDING PATTERNS	14167	64259	1323	6003
848041 INJECTION OR COMPRESSION TYPES	9641	55717	133	37928
848049 OTH, MOULDS FOR METAL/CARBIDES	37253	241063	8301	189658
848050 MOLULDS FOR GLASS		74335		31277
848060 MOULDS FOR MINERAL MATERIALS.	2708	35382	3564	112559
848071 INJECTION OR COMPRESSION TYPES	36204	417989	43085	603097
848079 OTH MOULDS FOR RUBBER/PLASTICS	136539	802105	97920	1101063
848110 PRESSURE-REDUCING VALVES	211960	1909759	146072	3025652
848120 VALVES,OLEOHYD/PNEUMATIC TRANS	37497	1659434	77082	298473

Contd.

10.11 Imports by Economic Categories (Detail)

(In Thousand Rupees)

ITEMS	MARCH, 2015	FROM JULY, 2014	MARCH, 2014	FROM JULY, 2013
848130 CHECK (NONRETURN) VALVES	73227	716162	61198	618471
848140 SAFETY OR RELIEF VALVES	63557	667719	23198	432673
848180 OTH APPLIANCE(TAP,COCKS,VAL)	513907	5484430	494834	6249523
848190 PARTS OF APPLICANCE H-NO.84.81	85898	780486	61404	885879
848210 BALL BEARINGS.	326889	2780029	281857	2497754
848220 TAPERD ROLLER BEARING INC CONE	41175	535652	58044	526428
848230 SPHERICAL ROLLER BEARINGS	18634	283984	25568	349551
848240 NEEDLE ROLLER BEARINGS	2923	50108	3716	46497
848250 OTH CYCLINRICAL ROLLER BEARING	17180	180161	29778	152507
848280 OTH COMBINED BALL/ROLLER BEAR	51725	376809	22322	303206
848291 BALLS, NEEDLES/ROLLERS PARTS	22610	138812	15294	128694
848299 OTH PARTS OF BALL/ROLLER BEAR	25811	217084	21668	191711
848310 TRANSMISSION/CRANKS/SHAFTS.CAM	338455	2316921	239554	4135041
848320 BEARING HOUSING-BALL/ROLR BEAR	7864	108579	6508	102623
848330 BEARING HOUSING NOT INCOR BEAR	163970	1511470	138816	1257493
848340 GEAR,CHAIN SPOK,GEAR BOXES ETC	181147	1576313	122990	1114684
848350 FLYWHEL/PULEY INCL PULEY BLOCK	21223	98298	5197	91163
848360 CLUTCHES AND SHAFT COUPLING	43717	523775	38885	441964
848390 PARTS OF HEADING 84.83	23825	397450	27433	434288
848410 GASKET&SIMILAR JOINT OF MATALS	86275	615620	63357	610418
848420 MECHANICAL SEALS	49379	454865	30837	327283
848490 OTH GASKET&SIMI JOINT DISSIMIL	105351	594026	61383	1951429
848610 MACH FOR MANUF BOULES / WAFERS		10		4474
848620 MAC FOR MANUF S-COND,I-CIRCUIT		21824		4183
848630 MACH FOR MANUF FLAT PANEL DISP		44		5119
848640 MACH FOR MANU OF I-CIRCUIT,NES				46726
848690 PARTS&ACCE OF MACH MANU S-COND	15	11793		415
848710 SHIPS/BOATS,PROPELLERS&BLADES	114	15756	2484	3323
848790 O-PARTS&ACCE NOT CON ELE-CONNE	28702	270428	66276	328198
850110 ELEC MOTOR OUTPUT NOT>37.5.WAT	75183	485779	80033	476201
850120 UNIVERSAL AC/DC MOTOR >37.5 W	11355	202537	15758	111152
850131 OTH DC MOTOR/GEN 0-P=750 WATT	21129	165802	16394	127759
850132 O-DC MOTOR/GEN 0-P-750W-75KW	6284	114506	11127	76325
850133 OTH DC MOTO/GEN 0-P-75KW-375KW	10149	95031	69	51398
850134 OTH DC MOTOR/GEN OUTPUT >375KW		97611	333852	422521
850140 OTH AC MOTORS,SINGLE-PHASE	151793	924521	196052	878790
850151 OTHER AC MOTORS MULTI-PHASE	17775	209759	19066	140203
850152 AC MOTORS,OUTPUT-750W-75KW	121178	1581105	102229	1225708
850153 AC MOTORS,OUTPUT>75KW	44227	515770	10595	302130
850161 AC GENERATORS OUTPUT NOT>75KVA	79205	384931	67583	435825
850162 AC GENERATORS OUTPUT-75-375KVA	16665	114643	12097	91447
850163 AC GENERATOR 0-P-375KVA-750KVA		13897	3089	27129
850164 AC GENERATORS OUTPUT >750 KVA		7483748	7739	281789
850211 EL GNERATOR (DIESEL)0-P>75 KVA	750221	2838664	218146	2475245
850212 GENER SET(DIESEL)OP- 75-375KVA	196782	1346381	149479	1368910
850213 GENER SET(DIES ENG)OP>375KVA	200426	8875387	616035	10229976
850220 GENER SET(SP-ING ENG)OP>375KVA	88017	2781899	899162	4177820
850231 GENERATING SETS,WIND POWERED		466407	364360	6019812
850239 OTHER GENERATING SETS	3286381	18880201	544832	6485274
850240 ELECTRIC ROTARY CONVERTERS.		745	580	3675
850300 PARTS FOR MACHIN H-85.01/85.02	334798	3033671	284104	2003404
850410 BALLAST FOR DISCHARG LAMP/TUBE	25674	133305	8016	87917
850421 LIQUID DIELECRIC FORMERS		27185	16071	444042
850422 LIQ D-E T/FORMER-650-10000KVA		24164	204971	236539
850423 LIQ DI-ELE T/FORMER >10000KVA	244	134958		1370145

Contd.

10.11 Imports by Economic Categories (Detail)

(In Thousand Rupees)

ITEMS	MARCH, 2015	FROM JULY, 2014	MARCH, 2014	FROM JULY, 2013
850431 OTH TRANSFORMER-PHC-NOT>1 KVA	39572	542893	64461	521605
850432 OTH TRANSFORMER-PHC-1KVA-16KVA	4326	100975	10329	442424
850433 OTH TRANSFORMER-PHC-16-500KVA	1548	332355	112723	366153
850434 OTH TRANSFORMER-PHC>500 KVA	730182	3663788	91617	769447
850440 STATIC CONVERTERS	628291	6300189	419187	4293616
850450 OTHER INDUCTORS	14899	263849	8827	287496
850490 PARTS ELEC POWER MACH H-8504	159330	1001427	87430	959422
850511 PERMANENT MAGNETS AND ARTICLES	11646	56815	3622	33580
850519 OTH PERMANENT MAGNETS&ARTICLES	14621	121103	14472	99793
850520 EL-MAGNET COUPLING,CLUTCH ETC	1352	32272	2161	52263
850590 OTH EL-MAGNET INC/PART HD85.05	8096	145253	3510	51687
850610 MANGANESE DIOXIDE P/CELL&BATT	65291	668272	52591	639298
850640 SILVER OXIDE P/CELL&BATTERIES				917
850650 LITHIUM PRIMARY CELL&BATTERIES	25319	262994	31646	249708
850660 AIR ZINC PRIMARY CELL&BATTERIES	1037	4849	1164	25402
850680 OTHER PRIMARY CELL&BATTERIES	36366	368653	131680	361126
850690 PARTS OF PRIMARY CELL&BATTEIES	1587	42668	3794	22024
850710 LEAD-ACID ACCUMULATOR(STARTNG)	1722	41483	4709	44996
850720 OTHER LEAD-ACID ACCUMULATORS	356048	4580262	467200	3505185
850730 NICKEL-CADMIUM ACCUMULATORS	65954	92545	381	12170
850740 NICKEL-IRON ACCUMULATORS				23
850750 BATTERIES NICKEL-METAL HYDRIDE	66	2634		623
850760 BATTERIES LITHIUM-ION	3774	24623	454	4232
850780 OTHER ACCUMULATORS	98326	222805	3790	313623
850790 PARTS EL-ACCMOLATOR INCL SEPR	40973	315232	40168	248738
850811 VACUM CLEANER SE-CONTA E-MOTOR	4473	35098	2996	29028
850819 OTH VACUUM CLEANERS SELF MOTOR	4082	27837	2422	19450
850860 OTHER VACUUM CLEANERS	3420	25361	385	9039
850870 PARTS OF VACCUM CLEARNERS	161	3734	299	1328
850940 FOOD GRINDER/MIXERS&JUICE EXT	33153	545821	52729	488473
850980 OTH DOMESTIC APPLIANC	15601	156016	4062	78859
850990 PARTS DOMESTIC APPLIAN	30053	196444	14599	142824
851010 SHAVERS SELF CONTAINED EL-MOTO	3264	33741	5199	30463
851020 HAIR CLIPPERS SELF CON EL-MOTO	770	29720	1958	30538
851030 HAIR-REMOVING APPLIANCES	9363	70762	13804	40406
851090 PART OF SHAVER/CLIPPER/REMOVER	2459	15285	26	2168
851110 SPARKING PLUGS	85469	680601	49260	603534
851120 IGNITION/DYNAMOS MAG-FLYWHEELS	8630	64536	8590	80400
851130 DISTRIBUTORS;IGNITION COILS	36102	215012	15666	141480
851140 STARTERS MOTORS/DUEL PUR GENER	6738	99917	9638	92910
851150 OTHER GENERATORS	924	39098	1208	18310
851180 OTH EL-IGNITION/START EQUIP	1565	14535	5445	24507
851190 PARTS OF THE HEADING NO.85.11	79067	732378	36630	288552
851210 LIGHTS SIG EQUIP BICYCLE USED	862	3645		4107
851220 OTH LIGHTING SIG EQUIPMENT	173328	1233156	143126	780691
851230 SOUND SIGNALLING EQUIPMENT	13150	116172	2925	60688
851240 WINDSCREEN WIPER,DEFROST/DEMIS	5163	26140	2295	22843
851310 PORTABLE ELECTRIC LAMPS	97354	1230935	54662	685667
851390 PARTS(OF THE HEADING NO.85.12)	216	5032	531	4151
851410 RESISTANCE HEATED FURNACE/OVEN	172	6933		5516
851420 INDUCTION/DIELECTRIC FUR/OVENS		21691		108603
851430 OTHER FURNACES AND OVENS	40269	190419	1607	148790
851440 OTH IND/DI-EL HEATING EQUIPMNT	10796	39807	4982	16867
851490 PARTS(OF HEADING NO.85.14)	6573	63348	10621	41707
851511 SOLDERING IRONS AND GUNS	3741	62010	1236	17778

Contd.

10.11 Imports by Economic Categories (Detail)

(In Thousand Rupees)

ITEMS	MARCH, 2015	FROM JULY, 2014	MARCH, 2014	FROM JULY, 2013
851519 OTH BRAZING/SOLDER IRONS&GUNS	4282	48187	1568	16765
851521 MACHINES,RES WELDING OF METAL	2314	9785	117890	119346
851529 OTH MACH RES WELDING OF METAL	1086	144306	1103	66573
851531 MACH ARC WELDING METAL F/AUTO	435	11793		50242
851539 OTH MACH/APP ARC WELDING METAL	28993	181638	20224	260800
851580 OTH MACH/APP HOT SPRAYING METL	2818	82440	8737	204964
851590 PARTS(OF HEADING NO.85.15)	9774	105967	19229	136901
851610 ELE INSTANEOUS/IMERSION HEATER	2296	58812	5750	15276
851621 STORAGE HEATING RADIATORS	937	15122		1470
851629 OTH ELE SPACE/SOIL HEATNG APPA	2717	439420	7527	114815
851631 HAIR DRYERS	4646	39822	4861	42209
851632 OTHER HAIR DRESSING APPARATUS	7347	35359	2152	19920
851633 HAND DRYING APPARATUS	184	4501	233	2099
851640 ELECTRIC SMOOTHING IRONS	4345	94231	1678	85300
851650 MICROWAVE OVENS	8423	157702	15879	166447
851660 OTH OVEN/COOKER/GRILL/ROASTERS	15033	152120	7115	110062
851671 ELECTRIC COFFEE OR TEA MAKERS	6430	87965	2429	36478
851672 ELECTRIC TOASTERS	25650	170986	5550	83021
851679 OTH ELECTRIC-THERMIC APPLIANCE	28909	193691	20225	143573
851680 ELECTRIC HEATING RESISTORS	40701	144775	11820	105738
851690 PARTS EL-THERMIC APP H-85.16	46725	832248	40411	755101
851711 LINE TELEPHONE CORDLESS H-SETS	4671	62358	8327	27151
851712 TELEPHONE FOR CELLULAR NETWORK	7523369	54619668	4487942	50065363
851718 OTHER TELEPHONES	4662	104520	5946	63134
851761 BASE STATIONS FOR WIRELESS N-W	248673	3352729	580581	6136722
851762 MACH FOR RECEPTION VOICE/IMAGE	1098397	21226641	1344628	13211822
851769 OTHER APPARATUS	450992	11855886	999051	9600342
851770 PARTS FOR TELEPHONES/WIRELESS	992384	8230429	870970	9861599
851810 MICROPHONES AND STANDS THEREOF	4138	45604	2358	32936
851821 SINGLE L/SP MOUNTED IN ENCLOUR	10514	149884	6444	95872
851822 MULIPLE L/SP MOUNTED IN ENCL	19403	241798	18945	220143
851829 OTH L/SP NOT MOUNTED IN ENCL	25353	332422	16930	182137
851830 HEAD/EAR/MICRO PHONE SPEAK SET	34862	365905	29272	228769
851840 AUDIO FREQUENCY ELEC.AMPLIFIER	1472	50466	1320	37043
851850 ELECTRIC SOUND AMPLIFIER SETS	1762	29127	1300	139158
851890 PARTS & ACCESSORIES HEAD 85.18	3625	126007	2873	29958
851920 APPA OPERATED BY COINS,BANKNOT			37	55
851930 TURNTABLES (RECORD-DECKS)	229	275	10	56
851981 O-APPA USING MAG/OPTICAL MEDIA	217	662	3	1680
851989 OTH COMPACT DISK PLAYERS	1938	24935	6079	35684
852110 MAGNETIC TAPE TYPE	3710	21122	7345	33785
852190 OTH VIDEO REC/REPRODUCING APP	16727	136127	21755	116060
852210 PICK UP CARTRIDGES		69		1265
852380 DATA/SOUND RECORDED AUTO.DPM	743824	5611373	1842772	4733326
852550 TRANSMISSION APPA FOR RADIO/TV	8232	158927	1136720	1180738
852560 TRANSMISSION APPARATUS	40341	222331	18905	321516
852580 TV CAMERAS,DIGI/VIDEO CAMERA-R	67143	419708	25998	331153
852610 RADAR APPARATUS	5563	27685	273	5534
852691 RADIO NAVIGATIONAL AID APPARAT		195954	12553	152016
852692 RADIO REMOTE CONTROL APPARATUS	45	8157		441
852712 POCKETSIZE RADIOCASSETTE PLAYER	16	2630	254	3145
852713 OTH APPA COMB W/SOUND REC/PRO				1191
852719 OTH RECORDING/REPRODUCING APPA	3506	30086	1826	27320
852721 OTH RADIO BRO-RECEIVER FOR VEH	3270	37797	882	8448
852729 OTH SOUND REC/REPRO APPA VEH	10050	355638	2801	25350

Contd.

10.11 Imports by Economic Categories (Detail)

(In Thousand Rupees)

ITEMS	MARCH, 2015	FROM JULY, 2014	MARCH, 2014	FROM JULY, 2013
852791 OTH APPA COMB W/SOUND REC/PRO		319		1759
852792 APPA NOT COMB W-S-RECOR/REPROD	21	193		
852799 MODEMS FOR SUND RECOD APPA	890	1896	425	19485
852841 MONITORS AUTOM DATA PRO SYSTEM	2104	141540	7340	62409
852849 OTH CATHODE-RAY TUBE MONITORS	411	7036	4030	10562
852851 OTH MONITOR DATA PROCESSING SY	227989	1921567	190258	1350625
852859 OTHER MONITORS	2602	55252	1139	67953
852861 PROJECTOR FOR AUTO- DPS-H8471	7180	161156	10639	92262
852869 MULTIMEDIA PROJECTOR-FOR DP-SY	346	3745	37	7378
852871 RECEPTION APPA FOR TV	11421	191485	10951	112413
852872 OTH COLOUR TV SETS	121890	1134846	58616	160122
852873 OTH MONOCHROME RECEPTION-APPA		13		
852910 AERIALS/REFLECTORS ALL KINDS	34868	342216	19730	171747
852990 OTH PARTS/APP H-85.25-85.28	283663	3889423	291690	4669803
853010 EL-SIGNAL EQP RAILWAY/TRAMWAY		2945	598	204997
853080 OTH SIGNAL EQP EL TRAFIC CONT	2598	81930	1060	69390
853090 PARTS OF EQP HEAD 85.30	121	10492	5803	20808
853110 BURGLAR/FIRE ALARMS/SIMIL APPT	18360	288765	20276	115339
853120 INDICATOR PANEL INCORP LCD/LED	11549	150592	6853	87147
853180 OTHER APPARATUS	13490	99826	18304	103934
853190 PARTS ELEC SOUND/VIS SIG APPT	3976	100739	13519	8127139
853210 FIX CAPACITO 50/60HZ CAP.5KVAR	9345	332146	2998	127097
853221 OTHER FIXED CAPACITOR		1134	259	886
853222 ALUMINIUM ELECROLYTIC FIX CAP	199	14603	318	4120
853223 CERAMIC DIELEC,SIN-LYR FIX CAP	497	7399	656	3284
853224 CERAMIC DIELEC MUL-LYR FIX CAP	742	13561	468	9920
853225 DIELECTRIC PAPER PLAS FIX CAP	2973	11652	1446	3621
853229 OTHER FIXED CAPACITORS	23397	213963	17418	521682
853230 VARIABLE/ADJUSTABLE CAPACITORS	2282	20080	1712	9715
853290 PARTS OF ELECTRICAL CAPACITORS	1596	22502	1466	25619
853310 FIXED CARBON RES COMP/FILMTYPE	9508	50845	4298	21514
853321 OTH FIXED RES CAPACITY < 20 W	234	2862	254	6498
853329 OTHER FIXED RESISTORS	9727	97894	7787	82651
853331 W/WOUND RESISTOR- RHEO&POTEN	2626	19120	1664	13013
853339 OTH W/WOUND VARIABLE RESISTORS	688	20905	601	22701
853340 OTH VAR RES INCL REHEOSTATS	7054	79356	2797	33191
853390 PARTS FOR ELECTRICAL RESISTERS	1272	7536	949	6494
853400 PRINTED CIRCUITS	64754	707438	47622	597731
853510 FUSES FOR VOLTAGE >1000 VOTTS	1467	38038	3443	36612
853521 AUTOMA C-BRAKER VOT <72.5 KV	102110	615869	75241	564098
853529 OTH AUTOMATIC CIRCUIT BRAKER	11091	487343	152667	763860
853530 ISOLATING/MAKE-AND-BREAK SWIT	23250	153573	1177	139647
853540 LIGHT ARRESTER,VOL LIMITER ETC	8492	143460	2177	74462
853590 ELEC APP SWITCHING CIR>1000VOL	84096	432824	10425	1636755
853610 FUSES FOR VOLTAGE <1000 VOLTS	8935	65022	3226	46427
853620 AUTOMATIC CIR BREAKER	158209	1653725	108067	1405496
853630 OTH APP PROTECTING ELEC CIRCUL	3898	149274	12077	36703
853641 RELAYS FOR VOLTAGE	12316	177475	7648	100199
853649 OTHER, RELAYS	87443	712389	160302	845279
853650 OTHER SWITHCES	70766	689754	67788	556389
853661 LAMP HOLDERS	5477	65914	5231	45191
853669 OTHER,PLUGS AND SOCKETS	73469	658221	37512	549841
853670 CONNECTORS FOR OPTICALFIBRES	2560	29038	802	23567
853690 OTH ELECTRICAL APPARATUS	93587	1014941	121529	895433
853710 BOARD,PANEC ETC VOLTAGE-1000V	130661	3579942	203981	3052959

Contd.

10.11 Imports by Economic Categories (Detail)

(In Thousand Rupees)

IT E M S	MARCH, 2015	FROM JULY, 2014	MARCH, 2014	FROM JULY, 2013
853720 BODIES,CONSOLE ETC VOLT>1000V	6671	585697	405909	1272221
853810 BOARD,PANELS GOODS HEAD 85.37	38160	373546	25349	343292
853890 OTH PARTS SUITABLE GOOD H85.37	218565	1948483	163498	1574724
853910 SEALED BEAM LAMP UNITS	7121	81068	2578	64892
853921 TUNGSTEN HALOGEN LAMPS	19084	178278	3821	151764
853922 OTH LAMPS 200W FOR VOLT>100V	13302	76298	5894	116772
853929 OTH FILAMENT LAMPS EXCL U-VIOL	41952	412698	47843	398686
853931 DISCHARGE LAMP O/TAN U-V-LAMP	38466	144027	4691	79462
853932 MERCURY OR SODIUM VAPOUR LAMPS	4602	37865	9302	28279
853939 OTH DISCHARGE LAMPS,O/TH ULTRA	501345	6848505	395696	8757575
853941 ARC-LAMPS (ELECTRIC)	254	4071	941	2518
853949 OTH ULTRA-VOILET/INFRA-REDLAMP	1755	21238	2884	32106
853990 PARTS ELECTRIC FILAMENT/D-LAMP	27016	312992	30710	236019
854011 CATHODE-RAY TV PICTURE TUBES	15923	97693	10945	137934
854040 DATA GRAP DISPL TUBE,COLO/MONO		108		
854060 OTHER CATHODE-RAY TUBES		203		453
854071 MAGNETRONS	14549	204932	15295	224047
854079 OTH,MICROWAVE TUBE,CARCINOTR	58	851		
854081 OTHER VALVES AND TUBES:		22		3900
854089 OTHER VALVES ANA TUBES,N.S.	124	4651	279	3965
854099 OTH PARTS OF HEADING NO.85.40	270	291		372
854110 DIODES,OTH THAN PHOTSENSITIVE	13658	120776	9916	74645
854121 TRANSISTOR O/THAN PHOTSENSITV	8	16544	336	13099
854129 OTH TRANSISTOR O/TH PHOTSENI	7162	69139	7802	72112
854130 THYRISTORS DIACS AND TRIACS	672	17542	491	19754
854140 PHOTSENSITIV SEMICONDUCTOR DE	1437565	13334455	1760300	13612296
854150 OTH SEMICONDUCTOR DEVICES	3773	50038	10997	101615
854160 MOUNTED PIEZO-ELECTRIC CRYSTAL	524	7397	1245	6719
854190 PARTS OF APPARATUS OF H-85.41	17390	62129	2803	37096
854231 ELECTRONIC INTEGRATED CIRCUIT	20880	252195	18755	339164
854232 MEMORIES	15626	62213	226	9941
854233 AMPLIFIERS	1097	11181	476	11932
854239 OTH ELECTRO INTEGRATED CIRCUIT	15874	438508	33541	256147
854290 PARTS OF ELEC INTIGRAT CIRCUIT	1425	29177	4819	58140
854310 PARTICLES ACCELERATORS		3748		28
854320 SIGNAL GENERATORS	912	22807	3398	48580
854330 MACH APPA EL-PLATNG ELECTROLYS		108680	40	33771
854370 OTHER MACHINE/APPARATUS	216410	2357915	127138	1133286
854390 PARTS OF THE APPARATUS H-85.43	4222	210323	20992	132754
854411 WINDING WIRE OF COPPER	1360	81118	16394	204572
854419 OTHER WINDING WIRE OF COPPER	62134	645050	31962	380153
854420 CO-AXIAL CABLE & CONDUCTORS	53040	663713	103299	592353
854430 IGNITION & OTHER WRITING SETS	6139	259889	42890	188933
854442 COMPUTER LEADS WITH CONNECTOR	59825	1785905	93061	1562664
854449 OTH ELECTRIC CONDUCTOR N>1000V	1955153	6380776	411315	2742273
854460 OTH EL CON FOR VOLTAGE >1000V	42414	1030452	22016	990458
854470 OPTICAL FIBRE CABLES	10893	260008	23255	248502
854511 ELECTRODES USED IN FURNACES	8869	80156	6752	38514
854519 OTHER ELECTRODES	544	27826	155	8072
854520 CARBON BRUSHES	1733	39440	4115	37047
854590 OTH LAMP/BATTERY CARBON,GRAPIT	2336	33090	29	22789
854610 EELECTRICAL INSULATOR OF GLASS		1873		2720
854620 EELECTRICAL INSULATOR CERAMICS	10195	136003	12834	527579
854690 OTH ELE INSU OTH THN GLAS,CERA	7563	127524	249759	354127
854710 INSULATING FITTINGS OF CERMIC	145	274	69	6521

Contd.

10.11 Imports by Economic Categories (Detail)

(In Thousand Rupees)

ITEMS	MARCH, 2015	FROM JULY, 2014	MARCH, 2014	FROM JULY, 2013
854720 INSULATING FITTINGS OF PLASTIC	229	4111	103	7437
854790 OTH INSULATING FITTINGS/PLASTIC/CERAMIC	15573	647559	12310	197697
854810 WAST/SCRAP PRI BATTERY, CELL, ACCUMULATOR	315	942	40	208951
854890 OTH, PARTS ELECTRIC MACHINE/APPLIANCES	95	2200		4619
860110 RAIL LOCOMOTIVE POWERED ELECTRICITY				44
860210 DIESEL ELECTRIC LOCOMOTIVES		4094764		1193344
860290 OTH, RAIL LOCOMOTIVE, LOCOMOTIVE TENDERS		3116252		9830
860390 OTH, RAILWAY OR TRAMWAY COACHES		3045		
860400 RAIL/TRAMWAY MAINTENANCE VEHICLE		549730		65900
860610 TANK WAGONS AND THE LIKE		460253		
860699 OTH RAIL, TRAMWAY GOOD VANS(NSP)		2522908		
860711 DRIVING BOGIES&BISSELS-BOGIES		15		14
860719 OTH INCL PARTS AXLES/WHEELS		1198719	36813	115638
860721 AIR BRAKES AND PARTS THEREOF		19740		8461
860729 OTH BRAKES LOCOMOTIVE&PARTS THEREOF	15474	347121		2957
860730 HOOKS, COUPLING DEVICES, BUFFERS		8492	13	3736
860791 OTHER PARTS OF LOCOMOTIVES	158796	5489438	103318	964723
860799 OTH RAILWAY LOCOMOTIVE STOCK PARTS	59	77111	874	6819
860800 RAIL/TRAMWAY TRACK FIXTURES	102181	532989		1089028
860900 CONTAINERS SPECIAL DESIGN, EQUIPPED	9645	209336	11908	256876
870110 PEDESTRIAN CONTROLLED TRACTORS				448
870120 ROAD TRACTORS FOR SEMI-TRAILER	118322	3033671	515320	2370660
870190 COMP AG-TRACTORS-ANY KIT FORM	333377	2354323	19797	1708539
870210 M.VEH 10 OR >PERSON DIESEL ENGINE	308447	4169818	268971	3233143
870290 COMP O-M-VEH 10PER&DERIVER AKF	43876	484419	52966	600277
870310 M-CAR FOR TRAVEL ON SNOW/GOLF	36	7189	1032	5062
870321 MOTOR VEHICLE CYLINDER CAP-1000CC	2396498	22037861	2867917	17766705
870322 OTH CAR CYLINDER CAP>1000CC - 1500CC	2650499	18328414	2270228	14654432
870323 OTH VEHICLE CYLINDER CAP 1500 - 3000CC	2186349	15295483	1004495	9910239
870324 OTH VEHICLE CYLINDER CAPACITY>3000CC	542054	3109318	396741	2519219
870331 OTH VEHICLE(DIESEL ENGINE)CYL-C-1500CC		121279	674	63496
870332 VEHICLE(DIESEL ENGINE)CY-1500-2500CC	11817	130095	4469	62702
870333 OTH VEHICLE(DIESEL ENGINE)CAP>2500CC	22807	270489	79210	5216559
870390 OTH M-CAR/M-VEH FOR PERSONS	2479	55007	16651	151223
870410 DUMPERS DESIGN FOR OFF-HIGHWAY	35558	300544	73809	696895
870421 OTH VEHICLE(DIESEL ENGINE)NOT>5TONNES	630495	4858926	786116	4420164
870422 OTH VEHICLE(DIESEL ENGINE)GVW-5-20TON	640203	4148133	126022	2034711
870423 OTH VEHICLE(DIESEL)GVW >20 TONNES	204218	831809	208714	503231
870431 OT VEHICLE SPARK-IGNITION NOT>5TON	624572	3560532	324765	2373530
870490 OTH VEHICLE FOR TRANSPORT GOODS				289
870510 CRANE LORRIES	10254	330841		54187
870520 MOBILE DRILLING DERRICKS		20600		13821
870530 FIRE FIGHTING VEHICLES		53519		56376
870540 CONCRETE-MIXER LORRIES	30853	362973	7510	883828
870590 OTH SPECIAL PURPOSE MOTOR VEHICLE	131795	1844992	92088	1369717
870710 BODIES/CABS FOR VEHICLE-H-87.03	378	6840	2233	12366
870790 BODIES OF VEHICLE-H-87042190&.3190	12639	129071	12487	94387
870810 BUMPERS AND PARTS THEREOF	20033	95615	6955	56938
870821 OTH PART ACCESSORIES OF BODIES, SEATS	29558	213641	14620	86826
870829 OTH PART ACCESSORIES OF BODIES, CABS	417118	3667549	344435	4588770
870830 BRAKES&SERVO-BRAKES,PARTS VEHICLE	89423	456371	8715	182665
870840 GEAR BOXES AND PARTS THEREOF	117287	683834	90961	510969
870850 DRIVE-AXLES WITH DIFFERENTIAL	25389	269377	19950	167196
870870 ROAD WHEELS&PARTS&ACCESSORIES	25832	285939	28841	168374
870880 SUSPENSION SYSTEMS, SHOCK-ABSORBERS	169526	1263303	106017	522769

Contd.

10.11 Imports by Economic Categories (Detail)

(In Thousand Rupees)

ITEMS	MARCH, 2015	FROM JULY, 2014	MARCH, 2014	FROM JULY, 2013
870891 RADIATORS & PARTS THEREOF VEH	22430	179632	11583	95299
870892 SILENCERS&EXHAUST PIPES,PARTS		2653		3289
870893 CLUTCHES AND PARTS THEREOF	20217	261675	8930	97124
870894 STEERING WHEELS,CLUMNS,BOXES	82243	423395	9537	441217
870895 SAFETY AIRBAGS INFLATER SYSTEM	372	987		
870899 OTH PARTS FOR VEHICLES H-8701	286977	3827170	269568	3794809
870911 WORK TRUCKS SELF-PROPEL ELECTR		14863		7510
870919 OTH WORK TRUCK SELF PRO N-FITT	44562	191009		9774
871000 TANKS,OTH ARMOUD FITGHING VEH		22909		
871110 MOTORCYCLE CYL CAP-NOT>50CC	45	3585	42	192
871120 M-CYCLE CYL CAPACITY- 50-250CC	614192	6063207	702399	4788209
871130 M-CYCLE CYL CAPACITY-250-500CC	736	10982	23396	141009
871140 M-CYCLE CYL CAP-500-800CC	2063	15112	3481	28432
871150 M-CYCLE CYL CAP EXCEEDIN-800CC	6141	73809		30911
871190 OTH M-CYCLE(INCLUDING MOPEDS)	6952	436603	76013	829864
871200 BICYCLES,OTH DELIVERY TRICYCL	39140	320011	31878	285060
871310 INVALID CARRIAG NOT MECH PROPL	14586	146800	7414	108390
871390 OTH INVALID CARRIAG MOTORISED	316	6105	99	12778
871410 SADDLES OF MOTORCYCLES,MOPEDS	341803	3958526	417185	4057320
871420 PART ACCE INVALID CARRIAGES		935	19	498
871491 FRAMES,FORKS & PARTS THEREOF	621	3099	2239	79334
871492 WHEEL RIMS AND SPOKES	1032	6991	122	9823
871493 HUBS,COAST BRAK HUB,FREE WHEL	12915	105231	1760	51662
871494 BRAK,COAST BRAK HUB,HUB BRAK	2065	11759		8813
871495 OTHER, SADDLES	3362	30617	1321	18486
871496 PEDALS,CRANK-GEAR,& PARTS THOF	272	6300	1137	7766
871500 BABY CARRIAGES & PARTS THEREOF	6367	48318	1402	28705
871610 TRAILER,SEMI-TRALER CARVN TYPE		2737		5703
871620 SELF LOADING/UNLODING TRAL AGR		6839	750	750
871631 TAKER/SEMI TANKER TRAILERS	1349	4979	6092	46697
871639 OTH TRAILER,SEMI TRAI FOR GOOD		58165		18714
871640 OTH TRAILERS & SEMI-TRAILERS		3404	481	3302
871680 OTH VEH NOT MECHANICALLY PROPL	5208	65559	4120	61368
871690 PARTS,TRAILER SEMI-TRAI H87.16	5963	125527	2166	50757
880100 GLIDERS AND HANG GLIDERS		1760		874
880212 HALICOPTER UNLADN WT>2000 KG		9276		
880220 AEROPLAN UNLADEN WT NOT>2000KG		35780		612
880230 AEROPLAN UNLADN W-2000-15000KG		15669		
880240 AEROPLAN UNLADN WT >15000KG		8870394		870238
880310 PROPELLERS,ROTORS & PATS THROF		10754		7816
880320 UNDER CARRIAGES/PARTS THEREOF	311	2938		2942
880330 OTH PARTS OF AEROPLANE/HELICOP	277774	1388807	2585753	3712513
880400 PARACHUTES AND ROTOCHUTES,PART		1679	501	771
880510 AIRCRA LAUN GEAR,DECK ARRESTOR		65		
880521 AIR COMBAT SIMULATORS & PARTS		10199		7066
880529 OTH GROUND FLYING TRAINER PART		4535	24	15443
890190 OTH VESSELS FOR PERSONS/GOODS		182952		
890310 INFLATABLE YATCHS,VESL PLE/SPO		449		738
890391 SAILBOATS,WITH/W-OUT AUX-MOTOR		792		1856
890392 MOTORBOAT,O/THN OUTBOARD M-BO		10675		
890399 OTH INFLTABLE YACHTS	4202	40575	522	2899
890510 DREDGERS		1010559		
890520 SUBMERSIBLE DRILLING PLATFORMS				46591
890590 OTH LIGHT VESSELS,FLO-CRANES		12858		
890710 OTH FLOATING INFLATABLE RAFTS			83992	84076

Contd.

10.11 Imports by Economic Categories (Detail)

(In Thousand Rupees)

IT E M S	MARCH, 2015	FROM JULY, 2014	MARCH, 2014	FROM JULY, 2013
890790 OTH FLOATING STRUCTURES,TANKS		5470		5748
900490 OTH SPECT,GOGGLE&THE LIKE CORR	2001	30619	29706	105073
900510 BINOCULARS	785	16660	381	4915
900580 OTH ASTRONOMICAL INSTRUMENTS	354	5132	1241	4454
900699 O-PART,AC P-GRAPHIC F-LIGH APP	59	668		1737
900710 CINEMATOGRAPHIC CAMERAS	403	403		
900720 CINEMATOGRAPH PROJECTOR.S-R/RE	1629	10991	1462	11499
900791 PAR,ACC-CINEMATOGRAPHIC CAMERA	83	623	165	316
900792 PART,ACCE-CINEMATOGR PROJECTOR	338	2305	587	4811
900850 PROJECTORS,ENLARGERS&REDUCERS	259	1618		3067
900890 PARTS/ACCE OF IMAGE PROJECTORS	52	920		547
901010 APPA,EQUI AUTOMATC DEVELO FILM	1795	58133	361	516303
901050 OTH APP EQU PHO-GRAPHIC LAB	335	57401	2982	37611
901060 PROJECTION SCREENS	3194	28961	8123	21534
901090 PART ACCE OF APP/EUIP H-90.10	201	9252	699	7836
901110 STEREOSCOPIC MICROSCOPES	300	768		1500
901120 OTH MICROSCOPE P-MICROGRAPHY		537		6416
901180 OTHER MICROSCOPES	4666	101484	22600	138460
901190 PART,ACCE OF OPTCAL MICROSCOPE	1055	5828	274	52134
901210 M-SCOPE O/THN OPTIC M-SCOP APP	16104	39253	178	16043
901290 PART,ACC M-SCOPE O/THN OPTICAL	1424	4198	84	963
901310 TELESCOPIC SIGHTS FITT TO ARMS	24	5941	61	111
901320 LASERS OTHER THAN LASER DIODS		11138	3359	15909
901380 OTH DEVICES APPLI&INSTRUMENTS	526	147676	25786	216749
901390 PARTS,ACCE OF SUB GROUP-90.13	6715	39603	379	47039
901410 DIRECTION FINDING COMPASSES	33	865		186
901420 INST/APPLI AERONAUTIC NAVIGATO		10610		531
901480 OTH INS/APPLI(NAVIGATIONAL)	725	12317	233	2634
901490 PART,ACCE OF SUB GROUP OF90.14	7176	9320		6050
901510 RANGEFINDERS		1280	165	5447
901520 THEODOLITES AND TACHEOMETERS	2514	12748	1434	11059
901530 SURVEYING LEVELS	786	15281	657	10667
901540 PH-GRAMMETRICAL SURVEY INS/APP	105	3674		
901580 OTH INS AND APPLIANC-SURVEYING	862836	5174839	564360	3199909
901590 PARTS&ACCE OF SURVEYING INSTRU	55729	1493336	51878	805093
901600 BALANCE SENSITIVITY 5CG/BETTER	4477	34214	2592	27256
901710 DRAFTING TABLE MACH W/NOT AUTO	2626	27950	1633	18482
901720 O-DRAWING MARK/MATH CALC INSTR	1966	34782	1177	28130
901730 MICROMETERS/CALLIPERS & GUAGES	3856	23913	1279	24598
901780 OTHER INSTRUMENTS	9847	109636	5355	110552
901790 PARTS/ACCE OF MEASURING INSTRU	884	6835	112	9925
901811 ELECTRO-CARDIOGRAPHS	18828	63812	2303	71648
901812 ULTRASONIC SCANNING APPARATUS	27240	470747	26632	152352
901813 MAGNETC RESONANCE IMAGING APPA	31093	709591	67160	721513
901814 SCINTIGRAPHIC APPARATUS		21302	30746	51307
901819 OTH ELECTRO-DIAGNOSTIC APPARAT	161778	1822349	146579	1293043
901820 ULTRA VOILET/INFRA-RED RAY APP		11577	1576	2114
901831 SYRINGES,WITH/WITHOUT NEEDLES	113851	1219230	112718	1174380
901832 TUBULAR METAL NEEDLE/NEDL SUTU	9903	162687	29365	232139
901839 OTH NEDLES,CATHERS,CANNULA	494340	4110003	458055	3312744
901841 DENTAL DRILL ENGINES,W/C-D-EQU		1311	24	24
901849 OTH;INS/APPLI, DENTAL SCIENCE	3260	52432	2828	42217
901850 OTH,OPHTHALMIC INST&APPLIANCE	52770	423216	56002	263309
901890 OTH INSTRUMENT & APPLIANCE.	514532	7379216	1191826	5277297
901910 MECHANO-THERPY,MESSAGE/PSY APP	66412	155276	4155	213909

Contd.

10.11 Imports by Economic Categories (Detail)

(In Thousand Rupees)

ITEMS	MARCH, 2015	FROM JULY, 2014	MARCH, 2014	FROM JULY, 2013
901920 OZONE,OXYGEN ,AEROSOL THERAPY,	145888	795836	43112	470905
902190 OTH;APP,WORN CARY,IMPL IN BODY	44628	200930	36555	340073
902212 COMPUTED TOMOGRAPHY APPARATUS	150495	972625	15214	844390
902213 OTH X-RAY APPA FOR DENTAL USES		11236		1765
902214 OTH,X-RAY APP FOR MEDICAL SURG	103825	1077096	13873	374383
902219 X-RAY APPA FOR OTHER USES	173241	827178	166692	542092
902221 APP BASE ON ALP,BETA GAMA RADI		13880		35847
902229 APP ALPHA-BE-GA RADI-OTHER USE		173956	3666	22782
902230 X-RAY TUBES	1035	8126		36702
902290 O-APP AL-B-G RADI INCL PA/ACCE	7759	172701	11841	195517
902300 APPA DESIGNED F-DEMANSTRATION	32689	588341	43600	468825
902410 MACH&APPLI FOR TESTING METALS	6251	112948	6274	57171
902480 O-MACH-TESTING HARDNESS/STREN	23644	286884	26143	463979
902490 PARTS&ACC-HARD/STREN TEST MACH	11473	48327	5503	40684
902511 LIQUID-FILLED THERMOMETER/PYRO	2730	45941	1899	62765
902519 OTHER THERMOMETERS/PYROMETERS	6129	104893	19162	81085
902580 OTHER INSTRUMENTS	25840	205986	14381	222296
902590 PARTS ACCE INSTRUMENTS H-9025	2619	53243	9822	44457
902610 APP,MEASUR/CHECK FLOW/ LEVEL.	20144	240070	13400	162580
902620 APP, MEASUR/CHECK PRESSURE.	22084	748486	59387	462218
902680 OTH,APP,MEASUR VARIATION LIQ/G	149729	1890497	184610	1364945
902690 PARTS,ACCE OF SUB GROUP 90.26.	18680	147455	46064	266757
902710 GAS/SMOKE ANALYSIS APPARATUS.	1565	233388	80704	237655
902720 CHROMATOGRAPHS/ELECTROPHOR INS	248637	519865	22230	340917
902730 SPECTRO,SPECTROPHOT-METER RADI	29698	223667	25853	207802
902750 OTH,INS.USING OPTCAL RADIATION	47195	452361	48160	478645
902780 OTH,INST FOR PHYSICAL CHEM ANA	194498	1759095	238253	1763644
902790 MICROTOMES;PART ACCE APP-90.27	44881	358743	39419	355074
902810 GAS METERS	103361	973330	186388	489084
902820 LIQUID METERS	2116	11209	303	26232
902830 ELECTRICITY METERS	5640	108287	13368	83561
902890 PART,ACCE OF SUB GROUP 90.26	40832	485126	227969	1171072
902910 REVOL/PROD COUNTRS,TAXIMETERS,	2147	14459	1040	7044
902920 SPEED INDICATORS/TACHOMETERS	2627	24675	4182	23539
902990 PARTS ACCE OF METERS-H-90.29	12211	125891	13064	105880
903010 INS,MEASUR IONISING RADIATIONS	5099	254653	10781	100861
903020 OSCILLOSCOPE&OSCILLOGRAPH	253	24030	380	18972
903031 O-INSTR MEASUR VOLTAGE,CURRENT	2483	36993	264	26942
903032 MULTIMETER WITH RECORD DEVICE	383	15290	2816	10156
903033 O-METER WITH OUT RECOED DEVICE	21702	150698	13643	144903
903039 O-OSCILLOSCOPE W-RECOED DEVICE	1440	22303		32466
903040 OTH,INS,SPE DESI FOR TELECOMMU	12429	88882	20033	144715
903082 OTH,INS,MEASUR SEMICONDOCTOR	229	627		5956
903084 OTH,APPA,WITH RECORDING DEVIC	3291	32585		1537
903089 OTH,INS,MEASUR ELECTRICAL QTY.	43081	670967	10252	228052
903090 PARTS ACCE OF SUB GROUP 90.30	764	26251	138014	208688
903110 MACH BALANCING MECHNICAL PARTS	3277	44228	2445	3562
903120 TEST BENCHES	20492	81658	1304	143828
903141 OTH,OPTICAL INS CHECK SEMICODU		223		
903149 OTH,OPTICAL INS & APPLIACES.	14044	85238	2955	125946
903180 OTH,INS APPLIANCES & MACHINES.	137014	1314345	97398	1456204
903190 PART,ACCE OF ARTICLE H- 90.31	18363	162187	13282	117673
903210 THERMOSTAT	32946	336895	39924	293774
903220 MANOSTAT(PRESSURE REGULATORS)	596	7152	869	7885
903281 OTH,INS HYDRAULIC OR PNEUMATIC	3429	22168	2880	21736
903289 OTH,REGULATING,CONTROLLING INS	315662	1742877	129290	1048531
903290 PARTS,ACCE OF ARTICLE H- 90.32	3297	196449	28072	153425
940210 DENTISTS,BARBER CHAIRS, PARTS	10436	38544	11907	88301
940290 OTH;OPE TABLES,EXAM TABLE MECH	80932	797366	104706	304880
940560 ILLUMINATED SIGN,NAMPLATES,LIK	29058	220404	200	12045
940591 PARTS OF LAMP LIGHT FIT GLASS.	17427	155721	4727	59148
940599 OTH PARTS H-NO.94.05,N.E.S.	1927	38684	8270	38566

10.12 Exports by Areas and Countries/Territories

(In Thousand Rupees)

COMMODITIES	MARCH, 2015	CUMULATIVE FROM JULY,2014	MARCH, 2014	CUMULATIVE FROM JULY,2013
GRAND TOTALS	196,002,060	1,812,803,429	223,104,151	1,990,557,271
LATIN AMERICA	268,369	2,482,929	341,441	2,309,888
Antigua and Barbuda		958		617
Aruba	1,510	16,507		1,235
Bahamas		2,111		778
Barbados	738	6,745	1,340	42,546
British Virgin Is.	723	1,267		221
Cayman Islands		6,340	114	3,023
Cuba	54,016	254,594	10,817	235,277
Dominica	1,401	2,784	443	443
Dominican Republic	97,925	860,714	144,356	750,481
Grenada		11,180	1,198	10,138
Guadeloupe		4,274		40,334
Haiti	16,528	344,671	36,898	191,526
Jamaica	6,035	99,719	27,775	171,558
Martinique		45,421		40,807
Netherlands Antilles		4,132		378
Puerto Rico	14,738	200,942	22,304	270,694
St.Kitts and Nevis		429		247
St. Lucia		10,691		13,465
St.Vincent/Grenadine		8,764		6,161
Trinidad and Tobago	74,754	600,578	96,197	529,851
US.Virgin Islands		110		107
CENTRAL AMERICA	1,061,509	10,758,716	1,547,638	12,562,988
Belize	230	5,294	284	2,229
Costa Rica	45,849	293,095	45,113	267,230
El Salvador	43,330	183,265	9,808	101,564
Guatemala	103,681	465,340	69,213	582,389
Honduras	54,978	296,158	52,918	223,779
Mexico	653,707	8,256,574	1,108,464	8,417,911
Nicaragua	67,933	490,163	165,577	2,049,675
Panama	91,800	768,827	96,261	918,211
SOUTH AMERICA	2,668,381	23,222,711	3,011,245	27,683,772
Argentina	430,028	3,031,265	531,991	4,495,185
Bolivia	4,059	31,848	2,819	45,400
Brazil	686,450	5,449,379	670,231	7,336,955
Chile	535,875	5,870,175	633,234	6,564,303
Colombia	524,413	3,798,952	474,723	3,983,374
Ecuador	81,033	693,334	154,126	857,172
Guyana		41,406	6,603	54,109
Paraguay	70,966	757,865	35,464	316,367
Peru	221,896	2,164,593	306,449	2,099,089
Suriname	5,851	73,875	25,429	78,068
Uruguay	76,664	661,591	98,972	1,080,115
Venezuela,Bolivar. R	31,147	648,428	71,203	773,635
NORTH AMERICA	30,593,672	293,459,745	35,477,747	311,033,024
Bermuda	107	3,612	32	4,235
Canada	1,730,700	16,931,617	2,172,099	19,162,284
Greenland				137
St.Pierre & Miquelon		1,536		
U.S.America	28,862,866	276,522,981	33,305,617	291,866,368
EASTERN EUROPE	3,752,501	38,311,974	4,101,251	39,651,801
Belarus	253	35,756	4,245	44,941
Bulgaria	125,219	1,428,213	129,122	1,108,986
Czech Republic	208,301	2,593,295	308,311	2,538,943
Hungary	114,444	879,614	104,379	923,880
Poland	879,769	10,320,577	1,238,981	9,828,177
Republic of Moldova	1,793	26,380	1,426	24,991

Contd.

10.12 Exports by Areas and Countries/Territories

(In Thousand Rupees)

COMMODITIES	MARCH, 2015	CUMULATIVE FROM JULY,2014	MARCH, 2014	CUMULATIVE FROM JULY,2013
Romania	187,892	1,904,849	211,048	2,119,504
Russian Federation	2,005,031	16,052,859	1,697,701	16,053,256
Slovakia/Slovak R.	22,144	251,998	37,119	270,776
Ukraine	207,655	4,818,433	368,918	6,738,346
NORTHERN EUROPE	15,708,677	155,541,155	18,675,211	159,286,431
Denmark	882,814	7,530,944	933,848	7,821,393
Estonia	96,641	1,338,888	246,105	2,030,530
Faeroe Islands				136
Finland	241,797	3,517,253	552,012	5,605,410
Iceland	836	6,523	5,871	13,298
Ireland	377,556	3,865,041	502,201	3,869,202
Latvia	59,311	1,700,284	210,191	1,775,729
Lithuania	311,389	3,247,042	445,939	4,188,294
Norway	381,043	3,944,175	569,171	4,214,867
Sweden	883,824	9,669,077	982,146	9,203,629
United Kingdom	12,473,466	120,721,929	14,227,726	120,563,945
SOUTHERN EUROPE	13,469,824	133,858,554	15,998,120	126,675,607
Albania	18,744	261,787	37,157	203,126
Andorra				143
Bosnia & Herzegovina	2,087	13,864	1,087	6,093
Croatia	124,989	933,230	120,866	709,380
Fr.Yugoslav R.Macedo		1,039		1,138
Gibraltar				632
Greece	665,126	5,605,491	644,421	5,161,735
Holy See				4,090
Italy	5,056,144	50,629,928	6,853,705	52,157,463
Malta	37,232	445,157	70,345	507,252
Portugal	1,239,012	11,441,989	1,636,285	13,040,718
Slovenia	471,927	3,760,400	422,046	3,425,818
Spain	5,843,144	60,601,594	6,198,423	51,223,074
Serbia	11,419	164,075	13,785	234,947
WESTERN EUROPE	21,141,299	216,780,294	24,863,274	222,895,975
Austria	147,130	1,411,377	190,454	1,626,939
Belgium	4,571,108	46,138,397	5,389,059	48,828,968
France	2,415,478	28,266,464	3,195,066	31,353,403
Germany	9,077,331	90,072,850	10,729,267	87,840,516
Liechtenstein				136
Luxembourg	479	3,680		16,733
Netherlands	4,811,763	49,934,387	5,260,878	52,304,056
Switzerland	118,009	953,139	98,551	925,223
EASTERN AFRICA	6,984,050	61,249,734	7,667,447	68,448,321
Burundi	3,576	13,046		11,055
Comoros	294,404	2,480,391	291,975	2,573,374
Djibouti	427,739	2,504,701	491,139	3,122,488
Eritrea		342,785	15,644	43,884
Ethiopia	1,231	70,653	10,172	101,100
Kenya	1,914,468	23,412,574	2,431,806	23,390,005
Madagascar	855,600	7,158,560	780,461	12,474,901
Malawi	7,462	114,991	9,501	124,365
Mauritius	249,879	1,984,773	265,702	2,397,957
Mayotte	21,277	148,304		8,687
Mozambique	1,906,272	10,649,359	1,442,024	9,505,102
Reunion	36,930	461,919	100,072	620,159
Rwanda	8,548	26,131	31	25,890
Seychelles	37,517	291,380	24,265	183,708
Somalia	397,247	1,565,450	383,554	3,066,603
Uganda	10,956	64,879	7,379	90,659
U.R.of Tanzania	651,434	8,929,196	1,197,712	10,072,221
Zambia	14,049	133,799	934	52,551
Zimbabwe	145,460	896,843	215,077	583,613

Contd.

10.12 Exports by Areas and Countries/Territories

(In Thousand Rupees)

COMMODITIES	MARCH, 2015	CUMULATIVE FROM JULY,2014	MARCH, 2014	CUMULATIVE FROM JULY,2013
MIDDLE AFRICA	392,427	5,963,231	440,287	5,816,810
Angola	171,386	3,238,147	269,710	2,677,644
Cameroon	158,620	2,042,408	96,280	1,432,531
Central African R.				5,609
Chad		1,926		3,462
Congo, Republic of	18,071	178,541	14,735	75,100
D.R.of Congo	28,102	303,621	28,520	1,289,765
Equatorial G.(Ri.Mi)		30,668		112,493
Gabon	16,248	167,920	31,043	219,887
Sao Tome & Principe				317
NORTHERN AFRICA	2,753,957	21,633,966	2,789,139	23,306,893
Algeria	225,157	2,109,073	326,582	2,813,492
Egypt(U.A.R.)	1,538,908	11,868,807	1,643,606	12,181,471
Libya	53,889	597,852	37,833	846,589
Morocco	149,858	1,168,144	149,299	1,301,710
Sudan	615,368	3,847,396	399,570	3,987,225
Tunisia	170,776	2,042,694	232,249	2,175,678
Western Sahara(Ri.De)				729
SOUTHERN AFRICA	1,732,254	21,210,719	2,674,654	24,031,401
Botswana	9,641	232,845	17,812	310,344
Lesotho	32,768	323,477	62,106	758,414
Namibia	11,641	104,684	7,396	74,314
South Africa	1,677,491	20,544,431	2,587,340	22,884,350
Swaziland	713	5,283		3,980
WESTERN AFRICA	4,997,790	29,711,591	2,116,401	26,787,732
Benin	636,683	3,366,468	885,165	6,335,974
Burkina Faso(Fr.Up.V	22,118	24,673		1,356
Cape Verde		5,051		7,179
Co,te d,Ivoire(Fr.Iv	1,330,315	6,459,514	42,643	4,545,286
Gambia	191,079	1,454,905	120,823	945,519
Ghana	46,966	1,984,538	206,153	1,063,382
Guinea	13,154	2,500,872	5,945	3,038,320
Guinea-Bissau	70,584	909,883	49,936	153,639
Liberia	7,872	211,518	5,648	101,210
Mali	1,924	5,518		1,900
Mauritania	243,873	2,520,930	270,479	3,242,494
Niger	59	2,107		19,533
Nigeria	987,119	4,554,122	348,070	4,160,244
Senegal	700,631	3,478,684	70,916	533,745
Sierra Leone	595,382	1,804,385	63,851	1,333,001
Togo	150,031	428,424	46,772	1,304,951
EASTERN ASIA	23,716,893	243,358,702	32,617,349	293,069,005
China	16,880,572	169,883,280	23,674,897	199,863,878
Hong Kong S.A.Re.Chi	2,360,410	22,074,367	3,257,229	28,679,613
Japan	1,583,750	14,123,019	1,709,574	15,849,185
Korea D.P.Republic	178	1,742		7,210
Korea, Republic of	2,000,515	24,715,338	2,276,764	33,462,558
Macao.China		9,593	507	6,271
Mongolia	175	10,840	143	8,560
O.Asia(Tai.For.Pe.Ki	891,293	12,540,523	1,698,234	15,191,729
SOUTH-CENTRAL ASIA	30,604,750	252,253,032	28,100,170	261,974,001
Afghanistan	18,689,637	143,581,666	14,059,656	144,530,537
Bangladesh	6,516,563	53,165,153	6,983,027	56,475,424
India	2,286,675	29,447,317	4,101,928	34,536,393
Iran (Islamic R.)	181,884	2,045,327	686,138	4,052,726
Kazakstan	54,230	466,615	17,473	430,073
Kyrgyzstan/Kyrgyz R.	2,876	94,817		26,550
Maldives	124,529	699,881	108,069	688,100
Nepal	7,086	86,284	8,013	47,569
Sri Lanka	2,597,547	21,082,465	1,986,177	19,996,391

Contd.

10.12 Exports by Areas and Countries/Territories

(In Thousand Rupees)

COMMODITIES	MARCH, 2015	CUMULATIVE FROM JULY,2014	MARCH, 2014	CUMULATIVE FROM JULY,2013
Tajikistan	12,839	641,701	84,872	753,600
Turkmenistan	107,411	846,959	23,377	140,794
Uzbekistan	23,472	94,846	41,439	295,844
SOUTH-EASTERN ASIA	10,440,375	91,085,444	8,508,877	74,742,172
Brunei Darussalam	2,757	50,617	5,650	29,604
Cambodia Fr.Kampuche	418,725	2,752,148	231,582	3,441,697
Timor Leste				416
Indonesia	1,394,510	11,710,880	1,506,771	10,103,969
Lao People's D.R.	9,178	75,180	8,843	55,842
Malaysia	1,999,939	16,718,734	1,888,716	17,002,192
Myanmar	129,947	1,397,068	77,186	1,056,157
Philippines	471,481	3,990,011	835,075	8,175,585
Singapore	2,509,833	23,184,379	676,524	6,362,247
Thailand	1,292,265	9,142,705	1,157,773	8,462,907
Viet Nam	2,211,740	22,063,722	2,120,757	20,051,554
WESTERN ASIA	23,903,487	195,888,735	32,125,670	284,884,937
Armenia	1,242	23,477		7,232
Azerbaijan	290,242	2,789,917	99,822	3,388,911
Bahrain	682,862	5,740,336	762,810	8,223,681
Cyprus	50,084	323,840	97,985	304,305
Georgia	101,004	646,367	49,102	668,726
Iraq	435,989	3,547,651	255,969	2,179,176
Jordan	286,863	4,103,280	372,510	3,419,870
Kuwait	992,669	7,317,200	816,602	8,176,763
Lebanon	211,553	2,337,408	291,092	2,526,362
Oman	2,974,081	14,930,209	1,166,735	13,561,011
Qatar	553,462	5,006,352	734,794	6,227,800
Saudi Arabia	3,851,929	34,474,383	4,657,283	37,916,574
Syrian Arab Republic	416,750	1,512,485	118,233	2,171,163
Turkey	2,599,393	25,364,704	3,544,354	31,408,743
United Arab Emirates	8,945,520	80,454,702	17,030,421	153,596,893
Yemen	1,509,845	7,316,425	2,127,960	11,107,726
AUSTRALIA AND NEW ZEALAND	1,795,484	15,803,016	2,036,714	25,178,949
Australia	1,437,634	12,581,143	1,668,992	22,075,456
Cocos (Keeling) Is.				284
New Zealand	357,850	3,221,873	367,721	3,102,510
Norfolk Island				699
MELANESIA	15,367	218,049	5,038	178,177
Fiji	8,567	154,045	2,834	142,049
New Caledonia	179	4,350	572	3,777
Papua New Guinea	6,621	56,862	1,525	27,035
Solomon Islands		2,318	106	106
Vanuatu		473		5,211
MICRONESIA	227	561	332	2,467
Guam	227	561	136	2,271
Kiribati			196	196
POLYNESIA	765	10,571	6,145	36,919
Cook Islands		444		1,953
French Polynesia	765	10,127	2,792	12,343
Niue				16,442
Pitcairn				1,303
Samoa				1,525
Tonga			3,353	3,353

10.13 Re-Exports by Areas and Countries/Territories

(In Thousand Rupees)

COMMODITIES	MARCH, 2015	CUMULATIVE FROM JULY,2014	MARCH, 2014	CUMULATIVE FROM JULY,2013
GRAND TOTALS	1,563,760	14,895,185	2,577,099	7,899,100
LATIN AMERICA		29		
Barbados		10		
US.Virgin Islands		20		
CENTRAL AMERICA		35,722	795	795
Mexico		15,293	795	795
Panama		20,428		
SOUTH AMERICA	277	6,593	9,618	24,121
Argentina		411		1,559
Bolivia		2,759		
Brazil		2,073		10
Colombia		215	9,092	9,621
Ecuador		95		12,406
Peru			526	526
Venezuela,Bolivar. R	277	1,039		
NORTH AMERICA	619,448	1,513,902	71,142	784,980
Canada	3,580	32,981	13,291	20,162
St.Pierre & Miquelon				254
U.S.America	615,868	1,480,921	57,851	764,563
EASTERN EUROPE	1,322	34,824	20,711	241,567
Bulgaria			1,288	3,446
Czech Republic		13,289	19,159	19,667
Hungary				74,747
Poland	423	12,782	264	142,951
Romania		10		10
Russian Federation		3,195		727
Slovakia/Slovak R.		151		
Ukraine	899	5,396		19
NORTHERN EUROPE	17,391	968,612	38,051	127,417
Denmark	9,683	20,734	133	12,088
Finland	1,855	14,744	111	1,759
Iceland		20		
Ireland		111		8,047
Latvia		2,920		
Lithuania	395	3,482		
Norway		69,108	11,203	12,330
Sweden	1,385	256,418	6,081	27,008
United Kingdom	4,072	601,075	20,522	66,185
SOUTHERN EUROPE	1,114	720,609	17,316	137,757
Croatia		224		
Greece		30		
Italy	1,114	714,575	17,274	97,410
Portugal				13
Slovenia		7		
Spain		5,773	42	40,335
WESTERN EUROPE	77,975	3,058,869	1,108,217	1,775,047
Austria	3,726	18,052	24	602
Belgium	8	164,561		3,588
France	7,451	133,041	920,720	1,097,302
Germany	33,361	1,421,351	120,386	474,750
Luxembourg		1,014		21,516
Netherlands	17,220	1,153,606	63,242	123,668
Switzerland	16,210	167,244	3,844	53,621
EASTERN AFRICA		992	942	7,867
Ethiopia				6,925
Kenya		992		
Uganda			942	942

Contd.

10.13 Re-Exports by Areas and Countries/Territories

(In Thousand Rupees)

COMMODITIES	MARCH, 2015	CUMULATIVE FROM JULY,2014	MARCH, 2014	CUMULATIVE FROM JULY,2013
MIDDLE AFRICA		2,244		1,051
Angola		721		
Congo, Republic of				1,051
Gabon		1,524		
NORTHERN AFRICA	9,688	71,575	2,879	3,781
Egypt(U.A.R.)	9,688	69,745	2,879	3,781
Libya		1,382		
Tunisia		448		
SOUTHERN AFRICA		25,745	465	807
South Africa		25,730	465	805
Swaziland		15		2
WESTERN AFRICA		4,704		434
Co,te d,Ivoire(Fr.lv		91		
Guinea		106		
Liberia		302		
Mauritania				415
Nigeria		4,088		
Senegal		118		19
EASTERN ASIA	135,568	1,629,880	356,120	1,193,291
China	12,715	815,821	244,243	593,000
Hong Kong S.A.Re.Chi	72,373	374,388	37,080	345,331
Japan	40,765	295,375	67,653	167,015
Korea, Republic of	19	130,441	2,853	65,318
O.Asia(Tai.For.Pe.Ki	9,696	13,856	4,290	22,627
SOUTH-CENTRAL ASIA	24,489	158,866	49,936	156,292
Afghanistan	15,277	27,813		17,945
Bangladesh		10,963	307	14,882
India	9,212	60,763	49,550	118,821
Iran (Islamic R.)		10,661		
Kazakstan		599		86
Kyrgyzstan/Kyrgyz R.				743
Sri Lanka		48,067		3,736
Tajikistan			79	79
SOUTH-EASTERN ASIA	182,267	1,532,292	144,510	644,665
Indonesia		1,362	735	7,423
Malaysia	4,379	160,240	21,570	80,470
Philippines	135	12,959	2,138	8,738
Singapore	176,744	1,201,091	97,708	452,223
Thailand	1,008	156,639	22,359	55,202
Viet Nam		1		40,609
WESTERN ASIA	494,221	5,102,077	756,283	2,788,779
Azerbaijan	347	12,366	209	10,242
Bahrain	13,152	29,437	52	13,711
Iraq		2,777	640	44,218
Jordan		94,564		101,832
Kuwait	46	281,796	28,946	40,110
Oman	817	8,779	88	124,637
Qatar	26,393	137,479	96	11,528
Saudi Arabia	1,506	1,066,630	5,962	22,645
Turkey	1,826	257,233	2,272	11,634
United Arab Emirates	449,796	3,177,989	672,091	2,301,890
Yemen	338	33,027	45,925	106,332
AUSTRALIA AND NEW ZEALAND		27,648	115	10,449
Australia		27,553	115	10,449
New Zealand		94		

10.14 Imports by Areas and Countries / Territories

(In Thousand Rupees)

TERRITORIES/COUNTRIES	MARCH, 2015	CUMULATIVE FROM JULY,2014	MARCH, 2014	CUMULATIVE FROM JULY,2013
GRAND TOTALS	352,412,879	3,435,442,430	362,608,819	3,448,369,935
LATIN AMERICA	83,417	513,938	43,200	206,096
Anguilla		874		8
Aruba				25
Bahamas	5,519	12,594	103	6,375
Barbados	1,312	5,331		2,157
British Virgin Is.		6,257	9	8,630
Cayman Islands	608	659		478
Cuba		3,584	93	23,403
Dominica	1,972	3,252		3,536
Dominican Republic	510	33,590	5,205	23,464
Grenada		651		6
Guadeloupe				2
Haiti		6,116		224
Jamaica	1,453	32,144	4,085	13,203
Montserrat		1,028		1,338
Netherlands Antilles		48,847	21	7,291
Puerto Rico	62,063	266,244	24,310	68,434
St.Kitts and Nevis		944		118
Trinidad and Tobago	9,980	88,323	5,017	42,529
Turks & Caicos Is.		309	1,973	1,973
US.Virgin Islands		3,192	2,383	2,903
CENTRAL AMERICA	502,483	4,083,775	468,169	3,699,896
Belize	188	274,928	1,137	127,643
Costa Rica	5,552	60,651	24,404	57,640
El Salvador		54,043		2,490
French West Indies		1,267		1,932
Guatemala	89,007	467,511	79,365	420,584
Honduras	1,672	22,998		18,897
Mexico	406,064	3,194,107	362,974	3,064,846
Nicaragua		5,980	289	782
Panama		2,290		5,082
SOUTH AMERICA	3,368,229	44,156,905	5,596,795	22,618,588
Argentina	1,962,073	24,687,563	4,371,877	10,615,560
Bolivia	2,866	14,183	175	1,260
Bouvet Island	26	1,771	479	564
Brazil	1,125,780	14,444,501	841,381	8,441,235
Chile	212,820	3,189,482	198,301	2,844,108
Colombia	22,806	886,506	12,021	95,984
Ecuador	2,294	19,491		45,761
Falkland Is.Malvinas	31	31		19
French Guiana		7,253	12	13
Guyana	754	8,235		55,297
Paraguay	974	164,189	144,537	149,459
Peru	12,811	474,204	18,976	178,755
S.Georgia S.Sandw.Is		4,063		5,155
Suriname		4,579		3,593
Uruguay	24,994	245,215	8,997	181,052
Venezuela,Bolivar. R		5,639	40	773
NORTH AMERICA	17,642,170	157,928,520	20,099,257	155,856,815
Bermuda				702
Canada	3,385,093	30,013,676	2,286,302	11,501,318
Greenland		26,828		225
St.Pierre & Miquelon				25,567
U.S.America	14,257,077	127,888,016	17,812,955	144,329,004
EASTERN EUROPE	4,586,041	92,487,058	5,433,252	64,096,223
Belarus	412,743	3,480,223	101,564	1,763,405
Bulgaria	126,632	925,195	155,521	1,122,483
Czech Republic	1,646,214	5,413,328	487,371	2,107,679
Hungary	180,828	1,867,438	469,869	2,633,899
Poland	576,612	6,073,299	667,560	4,279,572
Republic of Moldova	24,228	1,021,828	123,214	772,537
Romania	226,102	17,991,261	168,340	7,300,331
Russian Federation	916,593	16,516,194	2,243,489	19,441,039

Contd.

10.14 Imports by Areas and Countries / Territories

(In Thousand Rupees)

TERRITORIES/COUNTRIES	MARCH, 2015	CUMULATIVE FROM JULY,2014	MARCH, 2014	CUMULATIVE FROM JULY,2013
Slovakia/Slovak R.	198,013	1,528,942	640,703	3,010,545
Ukraine	278,076	37,669,349	375,622	21,664,732
NORTHERN EUROPE	10,724,290	95,243,396	8,802,702	88,973,055
Denmark	455,821	17,296,576	1,150,298	15,363,010
Estonia	8,899	134,737	6,942	174,209
Faeroe Islands		3,154	470	1,297
Finland	406,033	5,439,618	574,175	4,489,810
Iceland	1,984	17,548	885	75,286
Ireland	1,487,132	5,429,782	265,605	3,582,742
Latvia	51,466	1,700,842	32,943	320,432
Lithuania	35,315	541,049	16,448	2,505,077
Norway	89,767	947,826	179,638	988,040
Svalbard/Jan May.is.		414		64
Sweden	1,578,099	18,630,734	1,810,848	17,169,295
United Kingdom	6,609,774	45,101,115	4,764,450	44,303,791
SOUTHERN EUROPE	5,788,148	48,242,538	5,778,321	57,787,937
Albania		2,386		4,757
Andorra				4
Bosnia & Herzegovina	17	6,440	2,449	10,638
Croatia	82,354	91,907	4,665	16,673
Fr.Yugoslav R.Macedo		95		8,106
Gibraltar	4,404	8,263	693	2,471
Greece	199,279	696,587	63,876	1,861,183
Holy See				926
Italy	3,628,172	31,807,887	4,099,785	37,555,018
Malta	18	3,464		16,128
Portugal	125,725	768,060	106,136	1,061,311
San Marino	4,582	34,191		4,492
Slovenia	32,336	248,474	26,527	192,409
Spain	1,343,383	10,901,296	1,069,356	14,205,932
Serbia	367,878	3,673,489	404,832	2,847,886
WESTERN EUROPE	23,930,504	204,087,616	24,735,327	229,852,121
Austria	964,708	9,083,820	709,386	8,673,324
Belgium	1,649,860	15,517,499	1,748,183	17,433,314
Europien Union	3,702,708	34,750,565	3,749,632	31,212,210
France	3,394,677	28,977,413	4,097,548	28,925,164
Germany	8,371,373	71,516,562	8,628,902	96,309,228
Liechtenstein	47	2,210		2,870
Luxembourg	198,445	817,134	264,800	896,943
Monaco		597		725,579
Netherlands	1,862,171	22,262,340	2,103,905	22,344,994
Switzerland	3,786,515	21,159,477	3,432,971	23,328,495
EASTERN AFRICA	6,484,004	37,439,168	3,977,297	31,468,892
B.Indian Ocean Terr.		234		
Burundi	117,517	893,183	112,239	726,002
Comoros	4,089	84,279	579,649	633,449
Djibouti	7,990	98,257	12,840	96,465
Eritrea		3,606		8,077
Ethiopia	401,794	2,819,997	263,107	2,548,883
Kenya	2,993,193	21,914,362	2,138,837	18,832,346
Madagascar	19,701	423,026	5,706	368,503
Malawi	935	203,901	42,355	253,587
Mauritius	2,017,607	2,678,425	7,850	1,634,914
Mayotte		5,241		3,903
Mozambique	10,179	130,559	2,450	39,193
Reunion		3,792		84,231
Rwanda	271,920	1,651,493	185,759	1,177,155
Seychelles	16,281	24,331		
Somalia	72,056	866,037	47,639	506,484
Uganda	44,843	558,206	79,774	614,217
U.R.of Tanzania	130,004	1,546,532	186,654	686,087
Zambia	348,448	3,384,122	294,265	3,062,816
Zimbabwe	27,445	149,587	18,173	192,580
MIDDLE AFRICA	20,347	293,431	25,931	282,150
Angola		33,112		13,227

Contd.

10.14 Imports by Areas and Countries / Territories

(In Thousand Rupees)

TERRITORIES/COUNTRIES	MARCH, 2015	CUMULATIVE FROM JULY,2014	MARCH, 2014	CUMULATIVE FROM JULY,2013
Cameroon	7,714	85,649	22,360	53,751
Central African R.		72		2,440
Chad	378	38,225	37	163,582
Congo, Republic of	7,460	94,528	3,533	28,864
D.R.of Congo		2,330		9,941
Equatorial G.(Ri.Mi)		515		82
Gabon	4,795	38,968		8,863
Sao Tome & Principe		31		1,401
NORTHERN AFRICA	2,957,376	34,915,716	2,699,892	26,366,198
Algeria		38,846	2,267	41,772
Egypt(U.A.R.)	1,002,419	12,135,455	759,654	8,023,559
Libya	3,225	240,441	19,770	49,522
Morocco	1,923,424	21,847,039	1,866,540	17,463,065
South Sudan	5,925	69,273	7,455	174,096
Tunisia	22,383	584,546	44,205	613,810
Western Sahara(Ri.De		117		375
SOUTHERN AFRICA	4,835,251	36,495,924	3,827,007	21,978,159
Botswana	632	2,910		9,656
Canary Islands	1,611	20,497	6	2,158
French Southern Terr		1,412		
Lesotho	42	42		3,211
Namibia		7,132	62,848	121,085
South Africa	4,751,309	35,936,990	3,707,505	20,997,378
Swaziland	81,657	526,940	56,647	844,670
WESTERN AFRICA	447,334	4,706,179	175,381	2,062,031
Benin		10,637		8,877
Burkina Faso(Fr.Up.V		58,902		1,335
Cape Verde		3,588		1,009
Co,te d,Ivoire(Fr.Iv	1,044	140,684	1,205	127,975
Gambia	174	104,851	79	413
Ghana	14,645	359,733	19,362	249,957
Guinea		63,008		37,432
Guinea-Bissau			4,332	8,428
Liberia	62	2,166	590	1,065
Mali	50,753	51,970		158,490
Mauritania		1,249,532		3,928
Niger				5,571
Nigeria	324,440	1,830,634	5,304	489,274
Senegal	24,844	367,933	144,381	760,491
Sierra Leone	3,074	30,104	27	21,001
St. Helena		13		2,812
Togo	28,300	432,421	102	183,972
EASTERN ASIA	95,810,079	986,105,096	92,825,018	796,473,365
China	72,347,768	775,998,920	59,794,504	565,358,005
Hong Kong S.A.Re.Chi	524,260	6,755,440	929,919	8,294,727
Japan	13,285,636	123,181,713	21,444,414	137,385,790
Korea D.P.Republic	356,207	2,855,040	262,285	3,013,049
Korea, Republic of	6,674,182	49,939,750	4,970,302	51,535,685
Macao.China	21	6,454	1,914	2,488
Mongolia		4,301		1,310
O.Asia(Tai.For.Pe.Ki	2,622,004	27,363,479	5,421,680	30,882,311
SOUTH-CENTRAL ASIA	22,692,544	187,901,661	28,897,245	219,497,254
Afghanistan	2,232,666	25,795,007	3,430,066	27,770,491
Bangladesh	867,364	5,158,284	795,928	4,558,811
Bhutan		736		165
India	16,134,194	134,054,090	22,799,193	167,520,200
Iran (Islamic R.)	2,696,062	17,039,608	1,126,798	13,186,480
Kazakstan	36,675	469,436	37,834	242,939
Kyrgyzstan/Kyrgyz R.	1,742	12,009		4,210
Maldives	455	804		2,074
Nepal	560	60,452	11,892	54,739
Sri Lanka	512,701	4,282,104	561,655	4,847,866
Tajikistan		2,370	1,097	6,361
Turkmenistan	210,124	940,571	129,955	1,254,187
Uzbekistan		86,191	2,828	48,733

Contd.

10.14 Imports by Areas and Countries / Territories

(In Thousand Rupees)

TERRITORIES/COUNTRIES	MARCH, 2015	CUMULATIVE FROM JULY,2014	MARCH, 2014	CUMULATIVE FROM JULY,2013
SOUTH-EASTERN ASIA	45,087,509	372,819,308	45,347,085	360,228,837
Brunei Darussalam				756
Cambodia Fr.Kampuche	31,151	55,143	931	53,384
Indonesia	17,498,347	157,082,426	11,412,461	105,070,020
Lao People's D.R.	2,907	9,208		9,089
Malaysia	8,820,677	70,675,015	12,467,543	134,654,406
Myanmar	113,001	489,078	221,081	997,205
Philippines	419,667	3,528,406	231,762	2,502,403
Singapore	9,279,600	70,177,436	14,522,870	56,991,417
Thailand	7,243,901	58,003,581	5,629,437	50,578,065
Viet Nam	1,678,259	12,799,017	861,000	9,372,092
WESTERN ASIA	101,604,874	1,095,443,165	109,125,052	1,339,234,873
Armenia		3,207		118
Azerbaijan		9,596		
Bahrain	335,911	3,869,499	252,585	9,487,177
Cyprus	8,545	107,053	7,458	85,256
Dubai		6,754		
Georgia		17,046	9,249	21,949
Iraq	152,309	1,068,931	55,275	431,933
Jordan	244,235	2,237,343	400,928	1,581,864
Kuwait	12,352,721	195,995,050	13,641,830	256,839,930
Lebanon	28,085	328,922	32,805	255,050
Oman	5,415,720	80,766,220	9,274,675	117,891,671
Qatar	4,107,453	16,121,998	1,304,397	15,087,458
Saudi Arabia	28,052,706	264,870,983	34,304,565	335,081,998
Syrian Arab Republic		67,189		79,375
Turkey	1,298,283	14,171,605	1,579,408	13,208,052
United Arab Emirates	49,605,501	515,060,940	48,241,612	588,976,350
Yemen	3,405	740,829	20,265	206,691
AUSTRALIA AND NEW ZEALAND	5,847,015	32,537,167	4,746,643	27,559,061
Australia	5,554,676	28,589,327	4,233,370	24,034,019
Christmas Islands	1,050	13,753	1,821	23,197
Cocos (Keeling) Is.		1,601	5	10,886
Heard/Mac Donald Is.	292	1,043		1,530
New Zealand	289,922	3,909,024	510,177	3,466,399
Norfolk Island		18,319		10,488
US.Minor Outlying Is	1,075	4,099	1,270	12,542
MELANESIA		6,176	724	59,367
Fiji				124
New Caledonia		6,051		
Papua New Guinea		41		1,275
Solomon Islands		63	724	52,334
Vanuatu		21		5,635
MICRONESIA	183	1,653		14,054
Kiribati	183	1,594		28
Marshall Islands				8,086
Micronesia,F.States				3,994
Northern Mariana Is.		53		1,943
Palau(Fr.pacific Is)		5		3
POLYNESIA	1,081	34,042	4,521	54,961
American Samoa		25,058		33,183
Cook Islands				812
French Polynesia		2,339		1,349
Johnston Island	1,049	5,994	2,969	5,893
Pitcairn		188		11,529
Samoa		18		
Tokelau		11	1,552	1,607
Tonga				322
Tuvalu	32	380		265
Wallis & Futuna Is.		52		

10.15 Re-imports by Areas and Countries / Territories

(In Thousand Rupees)

TERRITORIES/COUNTRIES	MARCH, 2015	CUMULATIVE FROM JULY,2014	MARCH, 2014	CUMULATIVE FROM JULY,2013
GRAND TOTALS	1,387,439	16,146,689	22,275	44,652
LATIN AMERICA		5,666		
British Virgin Is.		5,584		
Dominican Republic		82		
CENTRAL AMERICA	5,131	42,000		
Belize		3,539		
Guatemala	5,131	37,722		
Mexico		739		
SOUTH AMERICA		21,130		
Argentina		227		
Brazil		19,720		
Uruguay		1,183		
NORTH AMERICA	434,729	4,949,495	14,984	14,984
Canada	71,062	994,605	14,984	14,984
U.S.America	363,667	3,954,890		
EASTERN EUROPE		81,528		
Hungary		205		
Poland		63,823		
Romania		1,707		
Russian Federation		9,544		
Ukraine		6,248		
NORTHERN EUROPE	46,736	525,769		
Denmark	2,276	30,878		
Finland		3,642		
Ireland		7,921		
Norway	1,502	14,305		
Svalbard/Jan May.Is.		1,585		
Sweden	14,429	137,725		
United Kingdom	28,529	329,715		
SOUTHERN EUROPE	53,635	452,908	6,533	6,533
Greece		1,357		
Italy	51,393	406,851		
Spain	2,242	44,700	6,533	6,533
WESTERN EUROPE	42,051	625,122	12	12
Austria		2,969		
Belgium	3,288	44,111		
France	13,396	118,165		
Germany	19,738	373,688	12	12
Netherlands	5,438	49,776		
Switzerland	191	36,413		
EASTERN AFRICA	8,197	88,859		
Ethiopia	8,197	80,821		
Madagascar		7,060		
Uganda		977		

Contd.

10.15 Re-imports by Areas and Countries / Territories

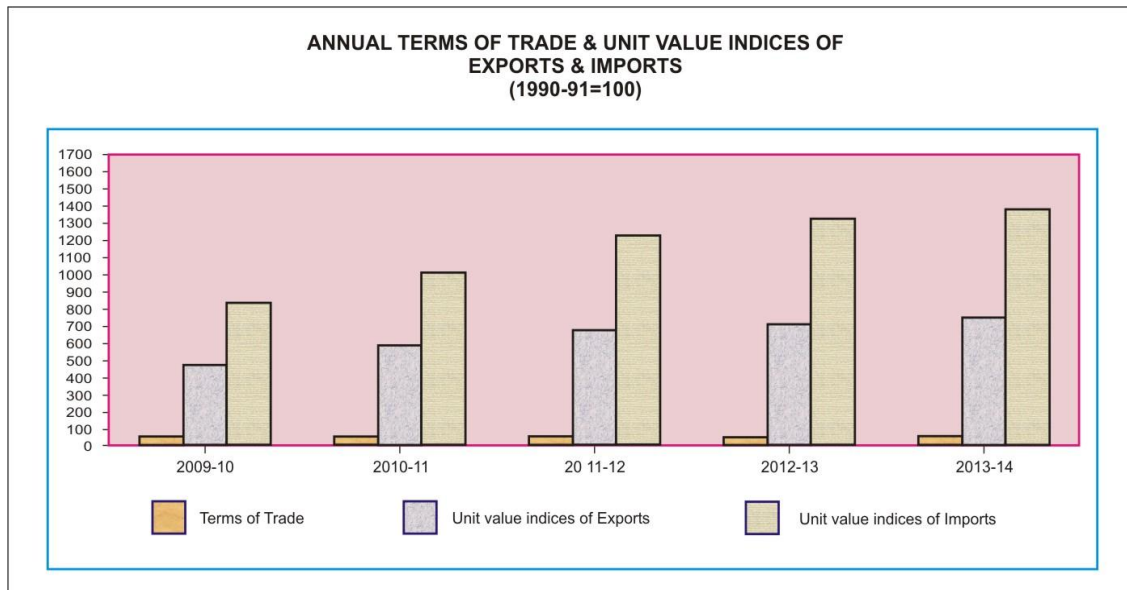
(In Thousand Rupees)

TERRITORIES/COUNTRIES	MARCH, 2015	CUMULATIVE FROM JULY,2014	MARCH, 2014	CUMULATIVE FROM JULY,2013
NORTHERN AFRICA		10,997		
Algeria		2,160		
Morocco		6,946		
Tunisia		1,891		
SOUTHERN AFRICA	2,177	9,746		
South Africa	2,177	4,822		
Swaziland		4,924		
EASTERN ASIA	473,832	5,235,457	1	21,464
China	208,641	2,638,790		21,463
Hong Kong S.A.Re.Chi	38,531	263,315		
Japan	122,564	1,441,743	1	1
Korea D.P.Republic		58,644		
Korea, Republic of	58,161	317,415		
O.Asia(Tai.For.Pe.Ki	45,933	515,549		
SOUTH-CENTRAL ASIA	71,694	1,007,374	245	697
Afghanistan		811		452
Bangladesh	11,978	56,334		
India	46,521	747,311	245	245
Iran (Islamic R.)		11,361		
Sri Lanka	13,195	191,557		
SOUTH-EASTERN ASIA	72,907	1,333,317	500	500
Brunei Darussalam		268		
Indonesia	44,880	906,652		
Malaysia	13,430	178,389		
Philippines		334		
Singapore	1,622	109,310	500	500
Thailand	7,766	109,140		
Viet Nam	5,209	29,225		
WESTERN ASIA	105,772	1,342,239		462
Bahrain	5,140	13,699		
Kuwait		225		
Oman		4,860		
Saudi Arabia	10,892	216,130		
Syrian Arab Republic		2,354		
Turkey	6,155	104,233		
United Arab Emirates	83,585	1,000,737		462
AUSTRALIA AND NEW ZEALAND	70,282	414,787		
Australia	70,282	414,437		
US.Minor Outlying Is		350		
MICRONESIA	296	296		
Marshall Islands	296	296		

10.16 Annual and Quarterly Terms of Trade and Unit Value Indices of Exports and Imports (1990-91=100)

Year/ Quarter	Terms of Trade	Unit Value Indices of Exports	Unit Value Indices of Imports
2009-10	56.94	478.07	839.60
2010-11	58.55	593.19	1013.10
2011-12	55.08	679.44	1233.49
2012-13	53.81	715.45	1329.56
2013-14	54.27	752.86	1387.15
2010-11 Jul-Sep	59.91	552.97	923.01
Oct-Dec	60.25	584.51	970.12
Jan-Mar	57.34	596.46	1040.23
Apr-Jun	57.08	638.81	1119.05
2011-12 Jul-Sep	56.28	653.84	1161.73
Oct-Dec	54.96	673.48	1225.37
Jan-Mar	54.95	680.39	1238.16
Apr-Jun	54.26	710.06	1308.71
2012-13 Jul-Sep	53.94	684.66	1269.28
Oct-Dec	53.43	709.08	1327.23
Jan-Mar	53.91	728.42	1351.28
Apr-Jun	53.97	739.63	1370.44
2013-14 Jul-Sep	54.54	745.76	1367.33
Oct-Dec	54.61	745.57	1365.33
Jan-Mar	54.80	771.50	1407.91
Apr-Jun	53.17	748.62	1408.02
2014-15 Jul-Sep	52.24	753.27	1441.98
Oct-Dec*	54.41	762.69	1401.74

* Provisional



10.17 Index Numbers of Unit Values of Exports by Groups (1990-91=100)

Year /Quarter	All groups	Food and Live animals	Beverages & Tobacco	Crude materials inedible except fuels	Mineral fuels & Lubricants	Chemicals	Manufactured goods	Machinery & Transport equipment	Misc. Manufactured articles	
2009-10	478.07	693.35	629.08	573.05	1115.54	534.75	411.00	988.72	498.40	
2010-11	593.19	747.72	804.61	647.55	1333.56	620.91	559.56	1286.13	558.25	
2011-12	679.44	800.09	935.29	848.74	1500.63	739.66	641.15	1517.96	650.31	
2012-13	715.45	884.48	1052.54	958.74	1615.08	876.11	689.62	1603.48	657.15	
2013-14	752.86	954.07	1127.89	1009.57	1682.81	939.50	698.49	1650.17	700.75	
2010-11	Jul-Sep	552.97	711.81	719.61	634.81	1330.51	571.93	504.00	1168.32	533.66
	Oct-Dec	584.51	751.75	790.66	636.36	1351.72	592.57	548.28	1263.12	543.21
	Jan-Mar	596.46	755.41	850.66	639.27	1297.10	651.58	575.38	1317.01	545.45
	Apr-Jun	638.81	771.90	857.51	679.75	1354.90	667.54	610.58	1396.06	610.67
2011-12	Jul-Sep	653.84	803.38	897.76	758.78	1429.38	678.24	617.90	1431.44	635.65
	Oct-Dec	673.48	780.21	923.77	818.80	1492.20	714.47	645.22	1523.11	645.05
	Jan-Mar	680.39	787.46	953.20	904.77	1528.82	766.15	648.83	1549.50	652.21
	Apr-Jun	710.06	829.32	966.43	912.66	1552.12	799.77	652.65	1567.78	668.31
2012-13	Jul-Sep	684.66	867.43	999.22	924.18	1562.79	809.02	656.98	1584.13	636.74
	Oct-Dec	709.08	869.95	1036.60	944.56	1653.04	851.48	685.86	1590.79	658.79
	Jan-Mar	728.42	899.09	1086.12	982.32	1620.06	921.14	705.07	1618.96	666.01
	Apr-Jun	739.63	901.46	1088.20	983.88	1624.41	922.80	710.57	1620.03	667.06
2013-14	Jul-Sep	745.46	919.57	1098.87	1017.68	1634.63	934.11	713.43	1624.52	674.82
	Oct-Dec	745.57	952.49	1154.15	1023.78	1640.93	928.01	698.36	1631.05	723.57
	Jan-Mar	771.50	970.48	1164.01	1042.41	1659.59	941.60	719.23	1664.20	729.32
	Apr-Jun	748.62	973.74	1094.54	954.39	1796.09	954.26	659.51	1680.90	675.29
2014-15	Jul-Sep	753.27	1027.99	1123.85	988.05	1853.14	929.85	676.38	1722.41	692.43
	Oct-Dec*	762.69	1071.97	1171.54	1000.56	1862.62	935.86	677.14	1781.57	740.31

* Provisional

10.18 Index Numbers of Unit Values of Imports by Groups (1990-91=100)

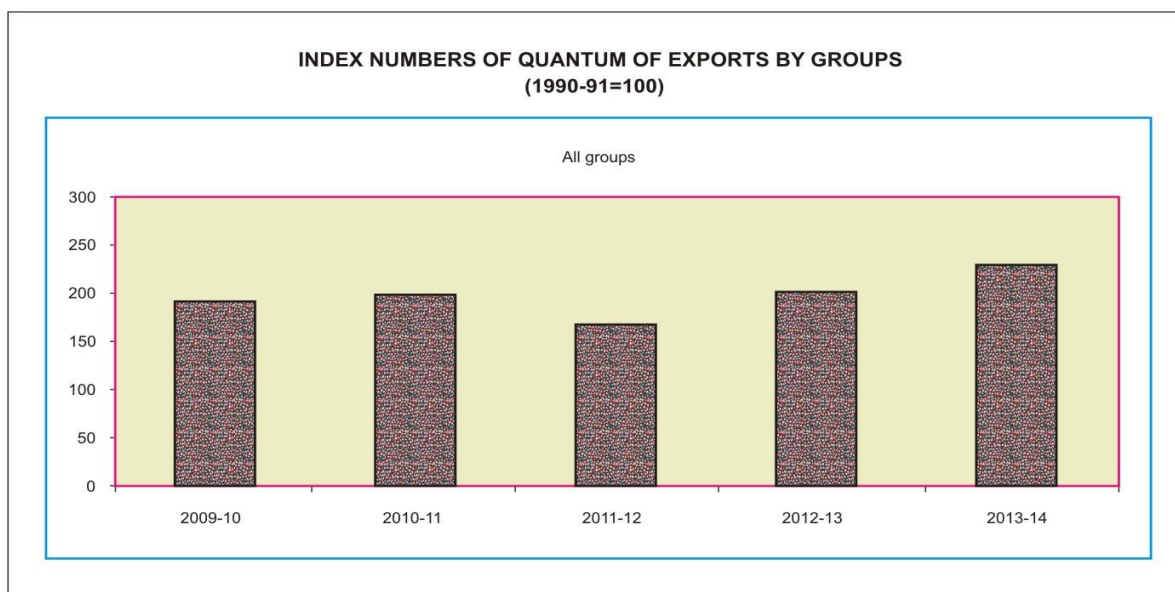
Year/Quarter	All groups	Food and Live animals	Beverages & Tobacco	Crude materials inedible except fuels	Mineral fuels & Lubricants	Animal or Veg. oils & Fats	Chemicals	Manufactured goods	Machinery & Transport equipment	Misc. manufactured articles
2009-10	839.60	689.76	961.43	677.43	975.40	881.02	725.54	612.77	965.15	964.44
2010-11	1013.10	743.82	1060.35	803.59	1255.86	1005.72	796.89	747.32	1183.62	1174.99
2011-12	1233.49	791.79	1230.10	881.00	1651.93	1240.29	897.56	823.33	1407.29	1274.46
2012-13	1329.56	802.28	1339.47	995.65	1720.77	1103.29	994.50	887.02	1738.91	1342.66
2013-14	1387.15	838.74	1446.20	1046.35	1757.91	1054.13	1098.60	899.66	1866.32	1458.63
2010-11 Jul-Sep	923.01	695.80	897.28	759.48	1085.96	867.68	770.08	675.64	1113.89	1097.68
Oct-Dec	970.12	727.87	1026.20	771.05	1128.38	956.15	773.31	727.65	1171.21	1170.63
Jan-Mar	1040.23	792.24	1104.22	841.89	1290.04	1085.82	814.67	791.58	1173.28	1197.23
Apr-Jun	1119.05	759.37	1123.70	841.94	1519.07	1113.24	829.51	794.40	1276.10	1234.40
2011-12 Jul-Sep	1161.73	780.37	1174.28	886.35	1546.57	1209.58	836.74	807.84	1297.42	1248.30
Oct-Dec	1225.37	786.64	1201.86	889.48	1674.49	1185.85	907.70	818.38	1350.77	1264.77
Jan-Mar	1238.16	819.33	1254.74	846.69	1651.53	1277.05	922.54	830.85	1386.86	1282.00
Apr-Jun	1308.71	780.82	1289.52	901.49	1735.14	1288.69	923.26	836.23	1594.10	1302.76
2012-13 Jul-Sep	1269.28	791.42	1310.88	925.57	1623.49	1189.26	939.61	875.46	1610.53	1323.94
Oct-Dec	1327.23	794.08	1328.36	995.64	1764.03	1111.45	1009.58	881.11	1680.20	1327.27
Jan-Mar	1351.28	800.25	1350.09	1017.46	1761.13	1048.35	989.23	877.44	1804.52	1345.00
Apr-Jun	1370.44	823.38	1368.54	1043.92	1734.43	1064.11	1039.59	914.05	1860.39	1374.43
2013-14 Jul-Sep	1367.33	839.00	1390.72	1064.30	1688.69	1075.42	1064.27	859.80	1865.31	1381.34
Oct-Dec	1365.33	840.48	1425.20	1052.01	1711.56	1054.23	1083.40	873.38	1875.71	1391.17
Jan-Mar	1407.91	849.44	1463.98	1072.34	1784.71	1061.03	1104.26	930.61	1937.80	1487.18
Apr-Jun	1408.02	826.03	1504.91	996.75	1846.69	1025.83	1142.45	934.85	1786.47	1574.82
2014-15 Jul-Sep	1441.98	882.91	1551.52	1050.88	1810.84	1040.06	1218.48	993.38	1889.96	1701.41
Oct-Dec*	1401.74	893.21	1590.81	1065.79	1530.17	1056.54	1254.97	1030.50	1969.44	1807.08

* Provisional

10.19 Index Numbers of Quantum of Exports by Groups (1990-91=100)

Year/Quarter	All groups	Food and Live animals	Beverages & Tobacco	Crude materials inedible except fuels	Mineral fuels & Lubricants	Chemicals	Manufactured goods	Machinery & Transport equipment	Misc. manufactured articles
2009-10	191.74	259.95	271.16	198.39	348.10	963.70	185.42	1307.03	173.53
2010-11	198.41	286.92	314.18	199.10	333.36	1033.09	180.52	2806.15	198.34
2011-12	167.36	264.12	367.35	282.00	410.62	1301.40	157.00	2077.59	164.87
2012-13	202.86	242.21	238.64	343.79	37.89	992.45	191.87	2014.32	181.50
2013-14	229.80	280.96	175.45	447.47	409.09	1010.41	189.96	2056.66	226.38
2010-11 Jul-Sep	171.90	234.32	274.00	48.34	310.57	1052.36	168.17	2713.18	190.87
Oct-Dec	190.23	257.32	182.25	105.16	394.62	1244.86	181.35	2986.54	196.39
Jan-Mar	208.47	300.04	354.70	324.40	309.57	882.63	181.02	3404.45	203.65
Apr-Jun	223.05	356.00	445.76	318.50	318.66	952.51	191.55	2120.43	202.43
2011-12 Jul-Sep	123.61	226.97	338.73	258.06	397.91	1195.14	153.61	1693.48	168.03
Oct-Dec	169.87	245.98	350.96	342.16	405.61	1260.20	146.42	1741.42	145.37
Jan-Mar	181.51	273.36	342.68	403.10	392.32	1443.70	151.76	2986.15	158.70
Apr-Jun	194.44	310.16	437.04	124.69	446.65	1306.54	176.19	1889.30	187.37
2012-13 Jul-Sep	182.10	193.42	203.51	300.83	29.33	962.68	175.53	2240.25	165.88
Oct-Dec	201.62	219.24	268.01	357.97	6.46	948.78	196.72	2835.50	174.64
Jan-Mar	208.98	289.31	307.37	350.05	53.72	840.47	192.71	1390.01	179.90
Apr-Jun	218.73	266.88	175.65	366.29	62.03	1217.85	202.51	1591.51	205.57
2013-14 Jul-Sep	242.65	254.75	215.28	392.89	1298.61	1052.88	213.28	1226.96	241.61
Oct-Dec	220.69	279.96	59.50	463.12	4.22	691.05	190.14	911.18	229.81
Jan-Mar	218.37	336.65	69.11	350.89	247.03	1153.88	186.44	4061.10	208.14
Apr-Jun	237.48	252.47	357.92	582.97	86.50	1143.82	170.28	2027.38	225.97
2014-15 Jul-Sep	201.64	189.93	90.87	389.05	361.14	952.31	183.05	4343.64	202.72
Oct-Dec*	205.65	266.45	51.38	333.54	123.62	1240.35	187.56	3283.23	194.18

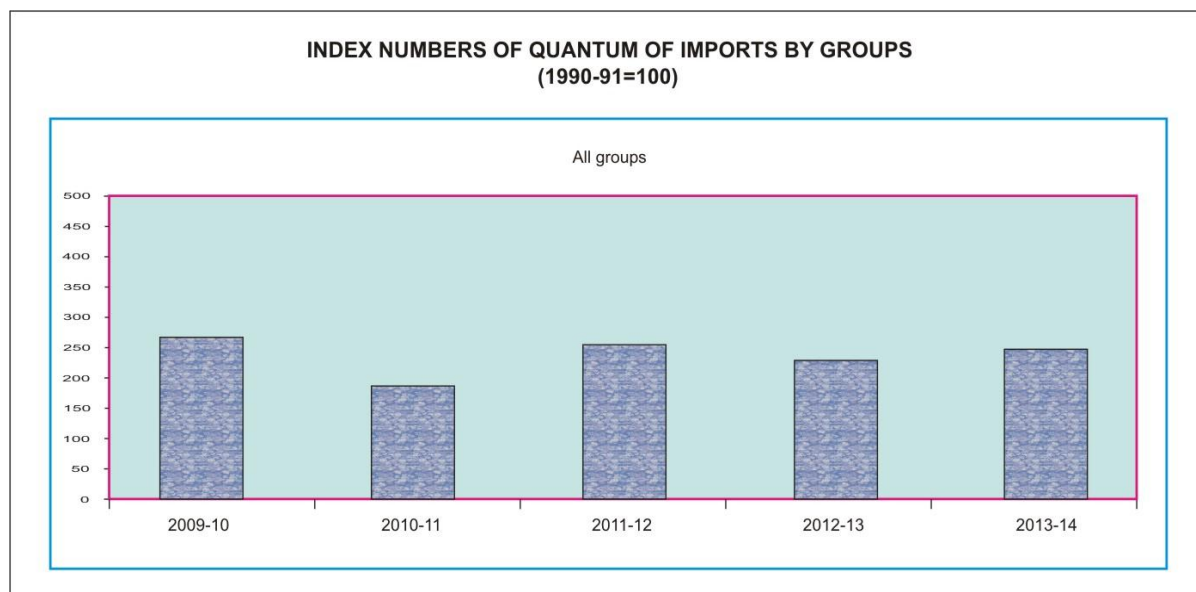
*Provisional



10.20 Index Numbers of Quantum of Imports by Groups (1990-91=100)

Year/Quarter	All groups	Food and Live animals	Beverages & Tobacco	Crude materials inedible except fuels	Mineral fuels & Lubricants	Animal or Veg. oils & Fats	Chemicals	Manufactured goods	Machinery & Transport equipment	Misc. manufactured articles
2009-10	273.50	161.65	372.35	535.52	228.17	154.83	257.08	228.29	363.58	283.04
2010-11	191.60	164.44	279.53	372.91	154.15	90.93	202.59	180.73	232.67	194.23
2011-12	256.47	321.01	371.65	473.88	197.46	121.87	290.92	241.91	280.01	288.73
2012-13	234.02	186.86	275.65	413.29	190.89	141.68	240.54	249.49	266.44	261.26
2013-14	249.40	162.10	317.18	491.04	185.66	182.37	253.03	312.32	283.06	286.91
2010-11 Jul-Sep	248.97	158.42	296.08	524.15	182.44	144.57	276.67	221.66	312.20	297.65
Oct-Dec	261.69	326.59	310.45	368.01	241.54	118.61	261.06	259.08	299.36	220.06
Jan-Mar	255.72	172.75	511.57	599.46	192.62	100.52	272.62	242.19	319.12	259.22
Apr-Jun	243.83	142.78	560.71	388.27	231.20	127.06	271.01	221.30	290.85	285.27
2011-12 Jul-Sep	240.84	277.16	347.08	300.55	194.84	114.21	304.19	247.39	261.99	225.28
Oct-Dec	265.20	330.05	344.55	647.69	194.63	119.56	315.83	235.90	261.50	260.87
Jan-Mar	246.02	383.47	403.56	497.72	188.47	102.72	277.36	223.66	241.95	398.43
Apr-Jun	273.80	293.36	391.41	449.55	211.89	151.00	266.31	260.67	354.59	270.34
2012-13 Jul-Sep	233.97	153.48	320.06	335.17	199.90	165.49	246.32	226.37	289.12	221.18
Oct-Dec	229.54	203.59	244.78	355.04	192.53	115.62	250.79	260.53	247.53	297.57
Jan-Mar	223.34	205.75	273.94	531.28	168.62	148.57	209.02	245.75	221.78	281.19
Apr-Jun	249.22	184.62	263.80	431.66	202.50	137.03	256.03	265.29	307.32	245.10
2013-14 Jul-Sep	218.67	122.34	261.56	396.94	181.66	174.34	244.11	206.78	263.81	229.50
Oct-Dec	268.58	171.23	341.53	584.51	196.34	167.22	261.77	508.73	227.47	235.11
Jan-Mar	257.81	167.02	354.12	578.98	169.03	175.06	258.74	280.99	321.79	278.09
Apr-Jun *	252.54	187.81	311.51	403.73	195.60	212.84	247.49	252.77	319.16	305.94
2014-15 Jul-Sep	302.77	322.99	416.31	354.13	197.29	189.47	275.38	273.72	521.40	302.25
Oct-Dec*	303.82	229.82	369.89	685.69	185.39	167.77	270.55	274.76	470.31	296.49

*Provisional



10.21 Trade in Services(Summary) January, 2015

Rs. In Million
Dollars in Thousands

Description	* January, 2015		** December, 2014		% Change in January, 2015 over December, 2014	
	Rs	\$	Rs	\$	Rs	\$
Export of Services (TOTAL)	34,435.05	342,013.00	44,124.18	437,638.00	-21.96	-21.85
1.Manufacturing services on physical inputs owned by others	0.00	0.00	0.00	0.00	0.00	0.00
2.Maintenance and repair services n.i.e.	58.40	580.00	107.88	1,070.00	-45.87	-45.79
3. Transport	11,152.71	110,770.00	11,172.25	110,810.00	-0.17	-0.04
4. Travel	2,858.40	28,390.00	2,958.16	29,340.00	-3.37	-3.24
5.Construction services	686.66	6,820.00	633.17	6,280.00	8.45	8.60
6. Insurance and Pension services	545.70	5,420.00	1,063.38	10,546.00	-48.68	-48.61
7. Financial services	566.85	5,630.00	995.13	9,870.00	-43.04	-42.96
8. Charges for the use of intellectual services	108.74	1,080.00	47.39	470.00	129.46	129.79
9. Telecommunication, Computer and information services	6,563.56	65,190.00	7,748.26	76,850.00	-15.29	-15.17
10. Other business services	6,399.73	63,563.00	7,840.88	77,769.00	-18.38	-18.27
11. Personal, cultural, and recreational services	42.28	420.00	79.95	793.00	-47.12	-47.04
12. Government services, n.i.e.	5,452.02	54,150.00	11,477.73	113,840.00	-52.50	-52.43
Import of Services (TOTAL)	62,959.47	625,321.00	62,608.95	620,976.00	0.56	0.70
1.Manufacturing services on physical inputs owned by others	0.00	0.00	0.00	0.00	0.00	0.00
2.Maintenance and repair services n.i.e.	636.32	6,320.00	667.45	6,620.00	-4.66	-4.53
3. Transport	25,080.34	249,101.00	27,231.39	270,090.00	-7.90	-7.77
4. Travel	9,985.79	99,180.00	10,892.96	108,040.00	-8.33	-8.20
5.Construction services	24.16	240.00	31.26	310.00	-22.71	-22.58
6. Insurance and Pension services	2,620.79	26,030.00	2,614.96	25,936.00	0.22	0.36
7. Financial services	3,141.32	31,200.00	1,288.52	12,780.00	143.79	144.13
8. Charges for the use of intellectual services	2,014.68	20,010.00	1,103.01	10,940.00	82.65	82.91
9. Telecommunication, Computer and information services	3,273.23	32,510.00	4,145.87	41,120.00	-21.05	-20.94
10. Other business services	12,187.72	121,050.00	10,481.62	103,960.00	16.28	16.44
11. Personal, cultural, and recreational services	102.70	1,020.00	93.77	930.00	9.52	9.68
12. Government services, n.i.e.	3,892.42	38,660.00	4,058.14	40,250.00	-4.08	-3.95

Description	* July - January 2014-2015		July - January 2013-2014		% Change in July - January, 2014-2015 over July - January, 2013-2014	
	Rs	\$	Rs	\$	Rs	\$
Export of Services (TOTAL)	319,907.09	3,166,795.00	291,400.80	2,776,319.00	9.78	14.06
1.Manufacturing services on physical inputs owned by others	0.00	0.00	0.00	0.00	0.00	0.00
2.Maintenance and repair services n.i.e.	561.67	5,560.00	266.70	2,541.00	110.60	118.81
3. Transport	76,336.19	755,660.00	77,618.84	739,513.00	-1.65	2.18
4. Travel	16,919.70	167,490.00	17,888.45	170,432.00	-5.42	-1.73
5.Construction services	2,542.65	25,170.00	1,054.00	10,042.00	141.24	150.65
6. Insurance and Pension services	4,141.48	40,997.00	5,703.29	54,338.00	-27.38	-24.55
7. Financial services	3,694.27	36,570.00	5,271.38	50,223.00	-29.92	-27.18
8. Charges for the use of intellectual services	445.49	4,410.00	503.28	4,795.00	-11.48	-8.03
9. Telecommunication, Computer and information services	46,715.32	462,440.00	50,264.77	478,897.00	-7.06	-3.44
10. Other business services	46,035.93	455,715.00	44,026.23	419,460.00	4.56	8.64
11. Personal, cultural, and recreational services	613.49	6,073.00	642.14	6,118.00	-4.46	-0.74
12. Government services, n.i.e.	121,900.90	1,206,710.00	88,161.72	839,960.00	38.27	43.66
Import of Services (TOTAL)	467,535.24	4,628,181.00	483,155.30	4,603,258.00	-3.23	0.54
1.Manufacturing services on physical inputs owned by others	0.00	0.00	0.00	0.00	0.00	0.00
2.Maintenance and repair services n.i.e.	3,923.59	38,840.00	6,779.33	64,590.00	-42.12	-39.87
3. Transport	223,284.91	2,210,321.00	231,999.48	2,210,373.00	-3.76	0.00
4. Travel	70,913.48	701,980.00	66,193.29	630,656.00	7.13	11.31
5.Construction services	445.49	4,410.00	1,777.91	16,939.00	-74.94	-73.97
6. Insurance and Pension services	17,216.60	170,429.00	14,487.55	138,030.00	18.84	23.47
7. Financial services	14,267.95	141,240.00	13,647.14	130,023.00	4.55	8.63
8. Charges for the use of intellectual services	8,224.98	81,420.00	6,606.46	62,943.00	24.50	29.36
9. Telecommunication, Computer and information services	23,497.08	232,600.00	21,308.23	203,014.00	10.27	14.57
10. Other business services	77,340.31	765,600.00	90,614.30	863,327.00	-14.65	-11.32
11. Personal, cultural, and recreational services	562.77	5,571.00	253.06	2,411.00	122.39	131.07
12. Government services, n.i.e.	27,858.08	275,770.00	29,488.55	280,952.00	-5.53	-1.84

* Provisional figures based on figures provided by the State Bank of Pakistan.

** Revised by SBP

Note:- SBP has switched over from BPM- to BPM 6th addition from July, 2014.

Note:- Dollar value is converted into Rupees on monthly average exchange rate provided by SBP.

January, 2015 (1\$=Rs. 100.683449), December, 2014 (1\$=Rs. 100.823395) and January, 2014 (1\$=Rs. 105.385735) respectively.

10.22 Exports of Services (Monthly)

Rs. in Millions
Dollars in Thousands

Description	* January, 2015		** December, 2014		January, 2014		% Change in January, 2015 over			
							December, 2014		January, 2014	
	Rs	\$	Rs	\$	Rs	\$	Rs	\$	Rs	\$
Services	34,435.05	342,013.00	44,124.18	437,638.00	36,714.57	348,382.00	-21.96	-21.85	-6.21	-1.83
1.Manufacturing services on physical inputs owned by others	0.00	0.00	0.00	0.00	0.00	0.00	0.00	0.00	0.00	0.00
1.1 Goods for processing in reporting economy	0.00	0.00	0.00	0.00	0.00	0.00	0.00	0.00	0.00	0.00
1.2 Goods for processing abroad	0.00	0.00	0.00	0.00	0.00	0.00	0.00	0.00	0.00	0.00
2.Maintenance and repair services n.i.e.	58.40	580.00	107.88	1,070.00	107.28	1,018.00	-45.87	-45.79	-45.56	-43.03
3. Transport	11,152.71	110,770.00	11,172.25	110,810.00	10,950.74	103,911.00	-0.17	-0.04	1.84	6.60
3.1 Sea transport	2,550.31	25,330.00	2,575.03	25,540.00	2,261.69	21,461.00	-0.96	-0.82	12.76	18.03
3.1.1 Passenger	0.00	0.00	0.00	0.00	0.00	0.00	0.00	0.00	0.00	0.00
3.1.2 Freight	116.79	1,160.00	116.96	1,160.00	288.76	2,740.00	-0.15	0.00	-59.55	-57.66
3.1.3 Other	2,433.52	24,170.00	2,458.07	24,380.00	1,972.93	18,721.00	-1.00	-0.86	23.35	29.11
3.2 Air transport	8,531.92	84,740.00	8,524.62	84,550.00	8,679.99	82,364.00	0.09	0.22	-1.71	2.88
3.1.1 Passenger	6,182.97	61,410.00	6,173.42	61,230.00	5,508.62	52,271.00	0.15	0.29	12.24	17.48
3.1.2 Freight	674.58	6,700.00	675.52	6,700.00	409.32	3,884.00	-0.14	0.00	64.81	72.50
3.1.3 Other	1,674.37	16,630.00	1,675.68	16,620.00	2,762.05	26,209.00	-0.08	0.06	-39.38	-36.55
3.3 Road transport	69.47	690.00	70.58	700.00	6.43	61.00	-1.57	-1.43	980.40	1031.15
3.3.1 Passenger	0.00	0.00	0.00	0.00	0.00	0.00	0.00	0.00	0.00	0.00
3.3.2 Freight	69.47	690.00	70.58	700.00	6.43	61.00	-1.57	-1.43	980.40	1031.15
3.3.3 Other	0.00	0.00	0.00	0.00	0.00	0.00	0.00	0.00	0.00	0.00
3.4 Rail transport	0.00	0.00	0.00	0.00	0.00	0.00	0.00	0.00	0.00	0.00
3.4.1 Passenger	0.00	0.00	0.00	0.00	0.00	0.00	0.00	0.00	0.00	0.00
3.4.2 Freight	0.00	0.00	0.00	0.00	0.00	0.00	0.00	0.00	0.00	0.00
3.4.3 Other	0.00	0.00	0.00	0.00	0.00	0.00	0.00	0.00	0.00	0.00
3.5 Postal and courier services	1.01	10.00	2.02	20.00	2.63	25.00	-50.00	-50.00	-61.60	-60.00
3.6 Electricity transmission	0.00	0.00	0.00	0.00	0.00	0.00	0.00	0.00	0.00	0.00
3.7 Other supporting and auxiliary transport service	0.00	0.00	0.00	0.00	0.00	0.00	0.00	0.00	0.00	0.00
4. Travel	2,858.40	28,390.00	2,958.16	29,340.00	2,990.75	28,379.00	-3.37	-3.24	-4.43	0.04
4.1 Business and services by border, seasonal, and other short-term workers	28.19	280.00	27.22	270.00	143.54	1,362.00	3.56	3.70	-80.36	-79.44
4.1.2 Other	28.19	280.00	27.22	270.00	143.54	1,362.00	3.56	3.70	-80.36	-79.44
4.2 Personal expenditure	2,830.21	28,110.00	2,930.94	29,070.00	2,847.21	27,017.00	-3.44	-3.30	-0.60	4.05
4.2.3 expenditure	56.38	560.00	66.54	660.00	32.88	312.00	-15.27	-15.15	71.47	79.49
4.2.3 Other	2,770.81	27,520.00	2,859.36	28,360.00	2,801.89	26,587.00	-3.10	-2.96	-1.11	3.51
4.2.3.1 Religious travel	0.00	0.00	9.58	95.00	0.02	0.00	-100.00	-100.00	-100.00	#DIV/0!
4.2.3.2 Other	2,770.81	27,520.00	2,849.78	28,265.00	2,801.87	26,587.00	-2.77	-2.64	-1.11	3.51
5.Construction services	686.66	6,820.00	633.17	6,280.00	77.67	737.00	8.45	8.60	784.07	825.37
5.1 Construction abroad	686.66	6,820.00	633.17	6,280.00	77.67	737.00	8.45	8.60	784.07	825.37
5.2 Construction in the compiling economy	0.00	0.00	0.00	0.00	0.00	0.00	0.00	0.00	0.00	0.00
6. Insurance and Pension services	545.70	5,420.00	1,063.38	10,546.00	2,132.27	20,233.00	-48.68	-48.61	-74.41	-73.21
6.1 Direct Insurance	299.41	2,973.87	785.44	7,790.00	1,828.40	17,350.00	-61.88	-61.82	-83.62	-82.86
6.1.1 Life insurance	8.44	83.87	0.03	0.00	1.75	17.00	28033.33	#DIV/0!	382.29	393.36
6.1.2 Freight insurance	3.02	30.00	5.04	50.00	3.27	31.00	-40.08	-40.00	-7.65	-3.23
6.1.3 Other direct insurance	287.95	2,860.00	780.37	7,740.00	1,823.38	17,302.00	-63.10	-63.05	-84.21	-83.47
6.2 Reinsurance	241.03	2,393.91	270.44	2,682.00	302.68	2,872.00	-10.87	-10.74	-20.37	-16.65
6.3 Auxiliary insurance services	5.26	52.22	7.50	74.00	1.19	11.00	-29.87	-29.43	342.02	374.72
6.4 Pension and standardized guarantee services	0.00	0.00	0.00	0.00	0.00	0.00	0.00	0.00	0.00	0.00

Contd.

10.22 EXPORTS OF SERVICES (Monthly)

Description	Rs. in Millions Dollars in Thousands									
	* January, 2015		** December, 2014		January, 2014		% Change in January, 2015 over			
	Rs	\$	Rs	\$	Rs	\$	December, 2014		January, 2014	
						Rs	\$	Rs	\$	
7. Financial services	566.85	5,630.00	995.13	9,870.00	934.87	8,871.00	-43.04	-42.96	-39.37	-36.53
7.1 Explicitly charged and other financial services	566.85	5,630.00	995.13	9,870.00	513.33	4,871.00	-43.04	-42.96	10.43	15.58
7.2 Financial intermediation service charges indirectly measured (FISIM)	0.00	0.00	0.00	0.00	421.54	4,000.00	0.00	0.00	0.00	0.00
8. Charges for the use of intellectual services	108.74	1,080.00	47.39	470.00	127.52	1,210.00	129.46	129.79	-14.73	-10.74
9. Telecommunication, Computer and information services	6,563.56	65,190.00	7,748.26	76,850.00	7,335.48	69,606.00	-15.29	-15.17	-10.52	-6.34
9.1 Telecommunications services	2,113.35	20,990.00	3,618.55	35,890.00	4,421.67	41,957.00	-41.60	-41.52	-52.20	-49.97
9.1.1 Call centres	476.14	4,729.07	462.18	4,584.00	387.98	3,682.00	3.02	3.16	22.72	28.44
9.1.2 Telecommunication services	1,637.21	16,260.93	3,156.37	31,306.00	4,033.69	38,275.00	-48.13	-48.06	-59.41	-57.52
9.2 Computer services	4,446.18	44,160.00	4,099.47	40,660.00	2,910.55	27,618.00	8.46	8.61	52.76	59.90
9.2.1 Hardware consultancy services	14.67	145.67	10.95	109.00	2.70	26.00	33.97	33.64	443.33	460.27
9.2.2 Software consultancy services	493.82	4,904.69	978.55	9,706.00	562.99	5,342.00	-49.54	-49.47	-12.29	-8.19
9.2.3 Maintenance & repairs of computer	2.13	21.16	1.36	13.00	0.77	7.00	56.62	62.77	176.62	202.29
9.2.4 Export / Import of Computer Software	3,485.95	34,622.92	2,618.13	25,967.00	2,038.13	19,340.00	33.15	33.33	71.04	79.02
9.2.5 Other Computer services	449.61	4,465.56	490.48	4,865.00	305.96	2,903.00	-8.33	-8.21	46.95	53.83
9.3 Information services	4.03	40.00	30.24	300.00	3.26	31.00	-86.67	-86.67	23.62	29.03
9.3.1 News agency services	1.39	14.00	20.55	204.00	2.28	22.00	-93.24	-93.14	-39.04	-36.36
9.3.2 Other information services	2.64	26.00	9.69	96.00	0.98	9.00	-72.76	-72.92	169.39	188.89
10. Other business services	6,399.73	63,563.00	7,840.88	77,769.00	7,176.41	68,096.00	-18.38	-18.27	-10.82	-6.66
10.1 Research and development services	73.50	730.00	84.69	840.00	99.80	947.00	-13.21	-13.10	-26.35	-22.91
10.2 Professional and management consulting services	1,461.92	14,520.00	2,078.98	20,620.00	1,748.24	16,589.00	-29.68	-29.58	-16.38	-12.47
10.2.1 Legal, accounting, management consulting, and public relations	1,304.86	12,960.00	1,839.02	18,240.00	1,440.31	13,667.00	-29.05	-28.95	-9.40	-5.17
10.2.1.1 Legal services	51.35	510.00	99.82	990.00	80.94	768.00	-48.56	-48.48	-36.56	-33.59
10.2.1.2 Accounting, auditing, bookkeeping, and tax consulting services	43.29	430.00	79.65	790.00	70.29	667.00	-45.65	-45.57	-38.41	-35.53
10.2.1.3 Business and management consulting and public relations services	1,210.22	12,020.00	1,659.55	16,460.00	1,289.08	12,232.00	-27.08	-26.97	-6.12	-1.73
10.2.2 Advertising, market research, and public opinion polling	157.07	1,560.00	239.96	2,380.00	307.94	2,922.00	-34.54	-34.45	-48.99	-46.61
10.3 Technical, trade-related and other business services	4,864.31	48,313.00	5,677.21	56,309.00	5,328.37	50,560.00	-14.32	-14.20	-8.71	-4.44
10.3.1 Architectural, engineering, scientific and other technical services	104.71	1,040.00	535.37	5,310.00	178.84	1,697.00	-80.44	-80.41	-41.45	-38.72
10.3.2 Waste treatment and de-pollution, agricultural and mining services	5.03	50.00	3.02	30.00	1.69	16.00	66.56	66.67	197.63	212.50
10.3.3 Operating leasing services	3.02	30.00	2.02	20.00	0.00	0.00	49.50	50.00	#DIV/0!	#DIV/0!
10.3.4 Trade-related services	12.91	128.00	57.74	573.00	14.14	134.00	-77.64	-77.66	-8.70	-4.48
10.3.5 Other business services n.i.e.	4,738.64	47,065.00	5,079.06	50,376.00	5,133.70	48,713.00	-6.70	-6.57	-7.70	-3.38
11. Personal, cultural, and recreational services	42.28	420.00	79.95	793.00	94.01	892.00	-47.12	-47.04	-55.03	-52.91
11.1 Audiovisual and related services	39.26	390.00	59.79	593.00	79.57	755.00	-34.34	-34.23	-50.66	-48.34
11.1.1 Audiovisual services	38.32	380.62	59.77	593.00	79.58	755.00	-35.89	-35.82	-51.85	-49.59
11.1.2 Artistic related services	0.94	9.38	0.02	0.00	-0.01	0.00	4600.00	#DIV/0!	-9500.00	#DIV/0!
11.2 Other personal, cultural, and recreational services	3.02	30.00	20.16	200.00	14.44	137.00	-85.02	-85.00	-79.09	-78.10
12. Government services, n.i.e.	5,452.02	54,150.00	11,477.73	113,840.00	4,787.57	45,429.00	-52.50	-52.43	13.88	19.20
12.1 Embassies and consulates	2,434.53	24,180.00	3,223.32	31,970.00	2,946.90	27,963.00	-24.47	-24.37	-17.39	-13.53
12.2 Military units and agencies	332.26	3,300.00	4,735.67	46,970.00	79.36	753.00	-92.98	-92.97	318.67	338.25
12.3 Other	2,685.23	26,670.00	3,518.74	34,900.00	1,761.31	16,713.00	-23.69	-23.58	52.46	59.58

* Provisional ** Revised

Note: 1. The data are presented as per 6(EBOPS0.002010) classification aligned with MSITS0.00 2010 classification

10.23 Exports of Services (Cumulative)

Description	* July - January 2014-2015		July - January, 2014 2013-2014		% Change in July - January, 2014-2015 over July - January, 2013-2014	
	Rs. in Millions		Dollars in Thousands			
	Rs	\$	Rs	\$	Rs	\$
Services	319,907.09	3,166,795.00	291,400.80	2,776,319.00	9.78	14.06
1.Manufacturing services on physical inputs owned by others	0.00	0.00	0.00	0.00	0.00	0.00
1.1 Goods for processing in reporting economy	0.00	0.00	0.00	0.00	0.00	0.00
1.2 Goods for processing abroad	0.00	0.00	0.00	0.00	0.00	0.00
2.Maintenance and repair services n.i.e.	561.67	5,560.00	266.70	2,541.00	110.60	118.81
3. Transport	76,336.19	755,660.00	77,618.84	739,513.00	-1.65	2.18
3.1 Sea transport	16,682.32	165,140.00	14,021.74	133,592.00	18.97	23.62
3.1.1 Passenger	0.00	0.00	0.00	0.00	0.00	0.00
3.1.2 Freight	1,305.17	12,920.00	1,494.20	14,236.00	-12.65	-9.24
3.1.3 Other	15,377.15	152,220.00	12,527.54	119,356.00	22.75	27.53
3.2 Air transport	59,370.01	587,710.00	63,422.25	604,255.00	-6.39	-2.74
3.1.1 Passenger	40,951.17	405,380.00	39,513.65	376,466.00	3.64	7.68
3.1.2 Freight	5,397.46	53,430.00	5,422.41	51,662.00	-0.46	3.42
3.1.3 Other	13,021.38	128,900.00	18,486.19	176,127.00	-29.56	-26.81
3.3 Road transport	264.67	2,620.00	136.02	1,296.00	94.58	102.16
3.3.1 Passenger	0.00	0.00	0.00	0.00	0.00	0.00
3.3.2 Freight	264.67	2,620.00	134.66	1,283.00	96.55	104.21
3.3.3 Other	0.00	0.00	1.36	13.00	-100.00	-100.00
3.4 Rail transport	0.00	0.00	0.00	0.00	0.00	0.00
3.4.1 Passenger	0.00	0.00	0.00	0.00	0.00	0.00
3.4.2 Freight	0.00	0.00	0.00	0.00	0.00	0.00
3.4.3 Other	0.00	0.00	0.00	0.00	0.00	0.00
3.5 Postal and courier services	19.19	190.00	38.83	370.00	-50.58	-48.65
3.6 Electricity transmission	0.00	0.00	0.00	0.00	0.00	0.00
3.7 Other supporting and auxiliary transport service	0.00	0.00	0.00	0.00	0.00	0.00
4. Travel	16,919.70	167,490.00	17,888.45	170,432.00	-5.42	-1.73
4.1 Business	378.82	3,750.00	414.59	3,950.00	-8.63	-5.06
4.1.1 Acquisition of goods and services by border, seasonal, and other short-term workers	0.00	0.00	0.00	0.00	0.00	0.00
4.1.2 Other	378.82	3,750.00	414.59	3,950.00	-8.63	-5.06
4.2 Personal	16,540.88	163,740.00	17,473.86	166,482.00	-5.34	-1.65
4.2.1 Health-related expenditure	118.19	1,170.00	67.91	647.00	74.04	80.83
4.2.2 Education-related expenditure	332.35	3,290.00	245.61	2,340.00	35.32	40.60
4.2.3 Other	16,090.34	159,280.00	17,160.34	163,495.00	-6.24	-2.58
4.2.3.1 Religious travel	33.51	331.73	0.18	1.75	18516.67	18812.83
4.2.3.2 Other	16,056.83	158,948.27	17,160.16	163,493.25	-6.43	-2.78
5.Construction services	2,542.65	25,170.00	1,054.00	10,042.00	141.24	150.65
5.1 Construction abroad	2,542.65	25,170.00	1,054.00	10,042.00	141.24	150.65
5.2 Construction in the compiling economy	0.00	0.00	0.00	0.00	0.00	0.00
6. Insurance and Pension services	4,141.48	40,997.00	5,703.29	54,338.00	-27.38	-24.55
6.1 Direct Insurance	2,049.49	20,288.12	3,326.27	31,691.01	-38.38	-35.98
6.1.1 Life insurance	19.00	188.12	2.83	27.01	571.38	596.55
6.1.2 Freight insurance	32.33	320.00	29.18	278.00	10.80	15.11
6.1.3 Other direct insurance	1,998.16	19,780.00	3,294.26	31,386.00	-39.34	-36.98
6.2 Reinsurance	2,073.71	20,527.90	2,375.32	22,630.80	-12.70	-9.29
6.3 Auxiliary insurance services	18.28	180.98	1.70	16.19	975.29	1017.61
6.4 Pension and standardized guarantee services	0.00	0.00	0.00	0.00	0.00	0.00

Contd.

10.23 Exports of Services (Cumulative)

Description	Rs. in Millions Dollars in Thousands					
	* July - January 2014-2015		July - January, 2014 2013-2014		% Change in July - January, 2014-2015 over July - January, 2013-2014	
	Rs	\$	Rs	\$	Rs	\$
7. Financial services	3,694.27	36,570.00	5,271.38	50,223.00	-29.92	-27.18
7.1 Explicitly charged and other financial services	3,694.27	36,570.00	4,095.52	39,020.00	-9.80	-6.28
7.2 Financial intermediation service charges indirectly measured (FISIM)	0.00	0.00	1,175.86	11,203.00	-100.00	-100.00
8. Charges for the use of intellectual services	445.49	4,410.00	503.28	4,795.00	-11.48	-8.03
9. Telecommunication, Computer and information services	46,715.32	462,440.00	50,264.77	478,897.00	-7.06	-3.44
9.1 Telecommunications services	21,870.66	216,500.00	30,778.72	293,244.00	-28.94	-26.17
9.1.1 Call centres	3,170.86	31,388.69	2,163.42	20,611.94	46.57	52.28
9.1.2 Telecommunication services	18,699.80	185,111.31	28,615.30	272,632.06	-34.65	-32.10
9.2 Computer services	24,783.04	245,330.00	19,437.24	185,188.00	27.50	32.48
9.2.1 Hardware consultancy services	42.05	416.27	101.75	969.39	-58.67	-57.06
9.2.2 Software consultancy services	4,871.08	48,219.37	3,730.41	35,541.42	30.58	35.67
9.2.3 Maintenance & repairs of computer	47.18	467.02	25.69	244.75	83.65	90.81
9.2.4 Export / Import of Computer Software	16,842.76	166,728.28	13,503.69	128,656.26	24.73	29.59
9.2.5 Other Computer services	2,979.97	29,499.06	2,075.70	19,776.18	43.56	49.16
9.3 Information services	61.62	610.00	48.81	465.00	26.24	31.18
9.3.1 News agency services	32.69	323.59	21.33	203.21	53.26	59.24
9.3.2 Other information services	28.93	286.41	27.48	261.79	5.28	9.41
10. Other business services	46,035.93	455,715.00	44,026.23	419,460.00	4.56	8.64
10.1 Research and development services	499.03	4,940.00	409.97	3,906.00	21.72	26.47
10.2 Professional and management consulting services	12,415.26	122,900.00	10,543.49	100,453.00	17.75	22.35
10.2.1 Legal, accounting, management consulting, and public relations	10,907.04	107,970.00	8,521.34	81,187.00	28.00	32.99
10.2.1.1 Legal services	683.90	6,770.00	671.74	6,400.00	1.81	5.78
10.2.1.2 Accounting, auditing, bookkeeping, and tax consulting services	393.97	3,900.00	387.72	3,694.00	1.61	5.58
10.2.1.3 Business and management consulting and public relations services	9,829.17	97,300.00	7,461.88	71,093.00	31.73	36.86
10.2.2 Advertising, market research, and public opinion polling	1,508.22	14,930.00	2,022.15	19,266.00	-25.42	-22.51
10.3 Technical, trade-related and other business services	33,121.64	327,875.00	33,072.77	315,101.00	0.15	4.05
10.3.1 Architectural, engineering, scientific and other technical services	2,302.23	22,790.00	2,686.02	25,591.00	-14.29	-10.95
10.3.2 Waste treatment and de-pollution, agricultural and mining services	53.54	530.00	6.19	59.00	764.94	798.31
10.3.3 Operating leasing services	16.16	160.00	15.22	145.00	6.18	10.34
10.3.4 Trade-related services	316.85	3,137.00	271.18	2,584.00	16.84	21.40
10.3.5 Other business services n.i.e.	30,432.86	301,258.00	30,094.16	286,722.00	1.13	5.07
11. Personal, cultural, and recreational services	613.49	6,073.00	642.14	6,118.00	-4.46	-0.74
11.1 Audiovisual and related services	545.81	5,403.00	326.11	3,107.00	67.37	73.90
11.1.1 Audiovisual services	464.13	4,594.48	294.24	2,803.38	57.74	63.89
11.1.2 Artistic related services	81.68	808.52	31.87	303.62	156.29	166.29
11.2 Other personal, cultural, and recreational services	67.68	670.00	316.03	3,011.00	-78.58	-77.75
12. Government services, n.i.e.	121,900.90	1,206,710.00	88,161.72	839,960.00	38.27	43.66
12.1 Embassies and consulates	16,925.77	167,550.00	26,742.30	254,787.00	-36.71	-34.24
12.2 Military units and agencies	49,398.40	489,000.00	12,437.38	118,497.00	297.18	312.67
12.3 Other	55,576.73	550,160.00	48,982.04	466,676.00	13.46	17.89

* Provisional ** Revised

Note: 1. The data are presented as per 6(EBOPS0.002010) classification aligned with MSITS0.00 2010 classification

10.24 Imports of Services (Monthly)

Rs. in Millions
Dollars in Thousands

Description	* January, 2015		** December, 2014		January, 2014		% Change in January, 2015 over			
	Rs	\$	Rs	\$	Rs	\$	December, 2014		January, 2014	
							Rs	\$	Rs	\$
Services	62,959.47	625,321.00	62,608.95	620,976.00	70,446.60	668,464.00	0.56	0.70	-10.63	-6.45
1.Manufacturing services on physical inputs owned by others	0.00	0.00	0.00	0.00	0.00	0.00	0.00	0.00	0.00	0.00
1.1 Goods for processing in reporting economy	0.00	0.00	0.00	0.00	0.00	0.00	0.00	0.00	0.00	0.00
1.2 Goods for processing abroad	0.00	0.00	0.00	0.00	0.00	0.00	0.00	0.00	0.00	0.00
2.Maintenance and repair services n.i.e.	636.32	6,320.00	667.45	6,620.00	1,265.37	12,007.00	-4.66	-4.53	-49.71	-47.36
3. Transport	25,080.34	249,101.00	27,231.39	270,090.00	35,413.20	336,034.00	-7.90	-7.77	-29.18	-25.87
3.1 Sea transport	18,544.88	184,190.00	20,255.42	200,900.00	24,448.55	231,991.00	-8.44	-8.32	-24.15	-20.60
3.1.1 Passenger	0.00	0.00	0.00	0.00	0.00	0.00	0.00	0.00	0.00	0.00
3.1.2 Freight	17,750.49	176,300.00	19,290.54	191,330.00	22,701.04	215,409.00	-7.98	-7.86	-21.81	-18.16
3.1.3 Other	794.39	7,890.00	964.88	9,570.00	1,747.51	16,582.00	-17.67	-17.55	-54.54	-52.42
3.2 Air transport	6,098.40	60,570.00	6,523.28	64,700.00	10,556.28	100,168.00	-6.51	-6.38	-42.23	-39.53
3.1.1 Passenger	2,390.23	23,740.00	2,393.55	23,740.00	5,504.51	52,232.00	-0.14	0.00	-56.58	-54.55
3.1.2 Freight	1,822.37	18,100.00	2,246.35	22,280.00	2,405.43	22,825.00	-18.87	-18.76	-24.24	-20.70
3.1.3 Other	1,885.80	18,730.00	1,883.38	18,680.00	2,646.34	25,111.00	0.13	0.27	-28.74	-25.41
3.3 Road transport	190.19	1,889.00	187.43	1,859.00	202.66	1,923.00	1.47	1.61	-6.15	-1.77
3.3.1 Passenger	0.00	0.00	0.00	0.00	0.00	0.00	0.00	0.00	0.00	0.00
3.3.2 Freight	189.18	1,879.00	187.43	1,859.00	186.64	1,771.00	0.93	1.08	1.36	6.10
3.3.3 Other	1.01	10.00	0.00	0.00	16.02	152.00	100.00	100.00	-93.70	-93.42
3.4 Rail transport	101.89	1,012.00	100.92	1,001.00	100.54	954.00	0.96	1.10	1.34	6.08
3.4.1 Passenger	101.89	1,012.00	100.92	1,001.00	100.54	954.00	0.96	1.10	1.34	6.08
3.4.2 Freight	0.00	0.00	0.00	0.00	0.00	0.00	0.00	0.00	0.00	0.00
3.4.3 Other	0.00	0.00	0.00	0.00	0.00	0.00	0.00	0.00	0.00	0.00
3.5 Postal and courier services	144.98	1,440.00	164.34	1,630.00	105.17	998.00	-11.78	-11.66	37.85	44.29
3.6 Electricity transmission	0.00	0.00	0.00	0.00	0.00	0.00	0.00	0.00	0.00	0.00
3.7 Other supporting and auxiliary transport service	0.00	0.00	0.00	0.00	0.00	0.00	0.00	0.00	0.00	0.00
4. Travel	9,985.79	99,180.00	10,892.96	108,040.00	10,217.15	96,950.00	-8.33	-8.20	-2.26	2.30
4.1 Business and services by border, seasonal, and other short-term workers	307.08	3,050.00	217.78	2,160.00	486.88	4,620.00	41.00	41.20	-36.93	-33.98
4.1.2 Other	0.00	0.00	0.00	0.00	0.00	0.00	0.00	0.00	0.00	0.00
4.2 Personal expenditure	9,678.71	96,130.00	10,675.18	105,880.00	9,730.27	92,330.00	-9.33	-9.21	-0.53	4.12
4.2.1 expenditure	30.21	300.00	17.14	170.00	9.06	86.00	76.25	76.47	233.44	248.84
4.2.2 expenditure	1,359.23	13,500.00	1,311.71	13,010.00	1,575.10	14,946.00	3.62	3.77	-13.71	-9.67
4.2.3 Other	8,289.27	82,330.00	9,346.33	92,700.00	8,146.11	77,298.00	-11.31	-11.19	1.76	6.51
4.2.3.1 Religious travel	0.00	0.00	0.00	0.00	0.27	2.57	0.00	0.00	-100.00	-100.00
4.2.3.2 Other	8,289.27	82,330.00	9,346.33	92,700.00	8,145.84	77,295.43	-11.31	-11.19	1.76	6.51
5.Construction services	24.16	240.00	31.26	310.00	857.84	8,140.00	-22.71	-22.58	-97.18	-97.05
5.1 Construction abroad	0.00	0.00	0.00	0.00	0.00	0.00	0.00	0.00	0.00	0.00
5.2 Construction in the compiling economy	24.16	240.00	31.26	310.00	857.84	8,140.00	-22.71	-22.58	-97.18	-97.05
6. Insurance and Pension services	2,620.79	26,030.00	2,614.96	25,936.00	2,006.02	19,035.00	0.22	0.36	30.65	36.75
6.1 Direct Insurance	909.09	9,029.17	667.46	6,620.09	579.86	5,502.27	36.20	36.39	56.78	64.10
6.1.1 Life insurance	0.02	0.17	0.01	0.09	0.03	0.27	100.00	89.77	0.00	-39.05
6.1.2 Freight insurance	422.77	4,199.00	526.30	5,220.00	544.21	5,164.00	-19.67	-19.56	-22.31	-18.69
6.1.3 Other direct insurance	486.30	4,830.00	141.15	1,400.00	35.62	338.00	244.53	245.00	1265.24	1328.99
6.2 Reinsurance	1,695.82	16,843.11	1,924.72	19,090.02	1,403.48	13,317.54	-11.89	-11.77	20.83	26.47
6.3 Auxiliary insurance services	15.88	157.72	22.78	225.90	22.68	215.18	-30.29	-30.18	-29.98	-26.70
6.4 Pension and standardized guarantee services	0.00	0.00	0.00	0.00	0.00	0.00	0.00	0.00	0.00	0.00

Contd.

10.24 Imports of Services (Monthly)

Rs. in Millions
Dollars in Thousands

Description	* January, 2015		** December, 2014		January, 2014		% Change in January, 2015 over			
	Rs	\$	Rs	\$	Rs	\$	December, 2014		January, 2014	
							Rs	\$	Rs	\$
7. Financial services	3,141.32	31,200.00	1,288.52	12,780.00	1,022.35	9,701.00	143.79	144.13	207.26	221.62
7.1 Explicitly charged and other financial services	3,141.32	31,200.00	1,288.52	12,780.00	811.58	7,701.00	143.79	144.13	287.06	305.14
7.2 Financial intermediation service charges indirectly measured (FISIM)	0.00	0.00	0.00	0.00	210.77	2,000.00	0.00	0.00	-100.00	-100.00
8. Charges for the use of intellectual services	2,014.68	20,010.00	1,103.01	10,940.00	497.10	4,717.00	82.65	82.91	305.29	324.21
9. Telecommunication, Computer and information services	3,273.23	32,510.00	4,145.87	41,120.00	2,581.43	24,495.00	-21.05	-20.94	26.80	32.72
9.1 Telecommunications services	1,671.35	16,600.00	2,422.79	24,030.00	741.29	7,034.00	-31.02	-30.92	125.47	136.00
9.1.1 Call centres	0.19	1.84	0.00	0.00	0.08	0.74	100.00	100.00	0.00	0.00
9.1.2 Telecommunication services	1,671.16	16,598.16	2,422.79	24,030.00	741.21	7,033.26	-31.02	-30.93	125.46	136.00
9.2 Computer services	1,474.01	14,640.00	1,610.15	15,970.00	1,588.48	15,073.00	-8.46	-8.33	-7.21	-2.87
9.2.1 Hardware consultancy services	0.01	0.14	19.19	190.35	20.73	196.72	-99.95	-99.93	-99.95	-99.93
9.2.2 Software consultancy services	1,116.46	11,088.80	1,215.81	12,058.85	912.03	8,654.18	-8.17	-8.04	22.41	28.13
9.2.3 Maintenance & repairs of computer	118.50	1,176.91	94.52	937.45	49.58	470.45	25.37	25.54	139.01	150.16
9.2.4 Export / Import of Computer Software	114.93	1,141.51	150.50	1,492.69	464.49	4,407.55	-23.63	-23.53	-75.26	-74.10
9.2.5 Other Computer services	124.11	1,232.65	130.13	1,290.66	141.65	1,344.10	-4.63	-4.49	-12.38	-8.29
9.3 Information services	127.87	1,270.00	112.93	1,120.00	251.66	2,388.00	13.23	13.39	-49.19	-46.82
9.3.1 News agency services	95.66	950.06	70.62	700.40	83.87	795.83	35.46	35.65	14.06	19.38
9.3.2 Other information services	32.21	319.94	42.31	419.60	167.79	1,592.18	-23.87	-23.75	-80.80	-79.91
10. Other business services	12,187.72	121,050.00	10,481.62	103,960.00	12,465.34	118,283.00	16.28	16.44	-2.23	2.34
10.1 Research and development services	10.07	100.00	18.15	180.00	6.85	65.00	-44.52	-44.44	47.01	53.85
10.2 Professional and management consulting services	1,901.91	18,890.00	747.10	7,410.00	852.57	8,090.00	154.57	154.93	123.08	133.50
10.2.1 Legal, accounting, management consulting, and public relations	1,596.83	15,860.00	536.38	5,320.00	490.26	4,652.00	197.70	198.12	225.71	240.93
10.2.1.1 Legal services	240.63	2,390.00	299.45	2,970.00	369.27	3,504.00	-19.64	-19.53	-34.84	-31.79
10.2.1.2 Accounting, auditing, bookkeeping, and tax consulting services	24.16	240.00	5.04	50.00	2.11	20.00	379.37	380.00	1045.02	1100.00
10.2.1.3 Business and management consulting and public relations services	1,332.04	13,230.00	231.89	2,300.00	118.88	1,128.00	474.43	475.22	1020.49	1072.87
10.2.2 Advertising, market research, and public opinion polling	305.07	3,030.00	210.72	2,090.00	362.32	3,438.00	44.78	44.98	-15.80	-11.87
10.3 Technical, trade-related and other business services	10,275.74	102,060.00	9,716.37	96,370.00	11,605.92	110,128.00	5.76	5.90	-11.46	-7.33
10.3.1 Architectural, engineering, scientific and other technical services	586.98	5,830.00	1,703.92	16,900.00	1,163.14	11,037.00	-65.55	-65.50	-49.53	-47.18
10.3.2 Waste treatment and de-pollution, agricultural and mining services	8.05	80.00	1,332.89	13,220.00	0.00	0.00	-99.40	-99.39	100.00	100.00
10.3.3 Operating leasing services	1,198.13	11,900.00	1,062.68	10,540.00	1,188.12	11,274.00	12.75	12.90	0.84	5.55
10.3.4 Trade-related services	132.79	1,318.91	113.39	1,124.59	13.63	129.33	17.11	17.28	874.25	919.81
10.3.5 Other business services n.i.e.	8,349.79	82,931.09	5,503.49	54,585.41	9,241.03	87,687.67	51.72	51.93	-9.64	-5.42
11. Personal, cultural, and recreational services	102.70	1,020.00	93.77	930.00	26.03	247.00	9.52	9.68	294.54	312.96
11.1 Audiovisual and related services	82.56	820.00	74.61	740.00	14.54	138.00	10.66	10.81	467.81	494.20
11.1.1 Audiovisual services	72.58	720.89	43.97	436.09	14.51	137.71	65.07	65.31	400.21	423.49
11.1.2 Artistic related services	9.98	99.11	30.64	303.91	0.03	0.29	-67.43	-67.39	33166.67	33843.15
11.2 Other personal, cultural, and recreational services	20.14	200.00	19.16	190.00	11.49	109.00	5.11	5.26	75.28	83.49
12. Government services, n.i.e.	3,892.42	38,660.00	4,058.14	40,250.00	4,094.77	38,855.00	-4.08	-3.95	-4.94	-0.50
12.1 Embassies and consulates	1,675.37	16,640.00	830.78	8,240.00	1,664.15	15,791.00	101.66	101.94	0.67	5.38
12.2 Military units and agencies	0.00	0.00	16.13	160.00	29.72	282.00	-100.00	-100.00	-100.00	-100.00
12.3 Other	2,217.05	22,020.00	3,211.23	31,850.00	2,400.90	22,782.00	-30.96	-30.86	-7.66	-3.34

* Provisional ** Revised

Note: 1. The data are presented as per 6(EBOPS0.002010) classification aligned with MSITS0.00 2010 classification

10.25 Imports of Services (Cumulative)

Rs. in Millions
Dollars in Thousands

Description	* July - January 2014-2015		July - January, 2014 2013-2014		% Change in July - January, 2014-2015 over July - January, 2013-2014	
	Rs	\$	Rs	\$	Rs	\$
	Services	467,535.24	4,628,181.00	483,155.30	4,603,258.00	-3.23
1.Manufacturing services on physical inputs owned by others	0.00	0.00	0.00	0.00	0.00	0.00
1.1 Goods for processing in reporting economy	0.00	0.00	0.00	0.00	0.00	0.00
1.2 Goods for processing abroad	0.00	0.00	0.00	0.00	0.00	0.00
2.Maintenance and repair services n.i.e.	3,923.59	38,840.00	6,779.33	64,590.00	-42.12	-39.87
3. Transport	223,284.91	2,210,321.00	231,999.48	2,210,373.00	-3.76	0.00
3.1 Sea transport	155,493.84	1,539,250.00	155,606.12	1,482,536.00	-0.07	3.83
3.1.1 Passenger	0.00	0.00	0.00	0.00	0.00	0.00
3.1.2 Freight	147,265.82	1,457,800.00	148,246.26	1,412,415.00	-0.66	3.21
3.1.3 Other	8,228.02	81,450.00	7,359.86	70,121.00	11.80	16.16
3.2 Air transport	64,626.04	639,740.00	73,792.45	703,057.00	-12.42	-9.01
3.1.1 Passenger	34,937.50	345,850.00	43,362.30	413,134.00	-19.43	-16.29
3.1.2 Freight	16,226.72	160,630.00	15,380.54	146,538.00	5.50	9.62
3.1.3 Other	13,461.82	133,260.00	15,049.61	143,385.00	-10.55	-7.06
3.3 Road transport	1,537.61	15,221.00	1,386.94	13,214.00	10.86	15.19
3.3.1 Passenger	0.00	0.00	0.00	0.00	0.00	0.00
3.3.2 Freight	1,468.92	14,541.00	1,248.18	11,892.00	17.68	22.28
3.3.3 Other	68.69	680.00	138.76	1,322.00	-50.50	-48.56
3.4 Rail transport	790.98	7,830.00	672.27	6,405.00	17.66	22.25
3.4.1 Passenger	790.98	7,830.00	672.27	6,405.00	17.66	22.25
3.4.2 Freight	0.00	0.00	0.00	0.00	0.00	0.00
3.4.3 Other	0.00	0.00	0.00	0.00	0.00	0.00
3.5 Postal and courier services	836.44	8,280.00	541.70	5,161.00	54.41	60.43
3.6 Electricity transmission	0.00	0.00	0.00	0.00	0.00	0.00
3.7 Other supporting and auxiliary transport service	0.00	0.00	0.00	0.00	0.00	0.00
4. Travel	70,913.48	701,980.00	66,193.29	630,656.00	7.13	11.31
4.1 Business	1,403.16	13,890.00	2,195.02	20,913.00	-36.08	-33.58
4.1.1 Acquisition of goods and services by border, seasonal, and other short-term workers	0.00	0.00	0.00	0.00	0.00	0.00
4.1.2 Other	1,403.16	13,890.00	2,195.02	20,913.00	-36.08	-33.58
4.2 Personal	69,510.32	688,090.00	63,998.27	609,743.00	8.61	12.85
4.2.1 Health-related expenditure	109.10	1,080.00	80.92	771.00	34.82	40.08
4.2.2 Education-related expenditure	10,181.73	100,790.00	7,955.82	75,799.00	27.98	32.97
4.2.3 Other	59,219.49	586,220.00	55,961.53	533,173.00	5.82	9.95
4.2.3.1 Religious travel	2,000.45	19,802.66	0.90	8.57	222172.22	230996.46
4.2.3.2 Other	57,219.04	566,417.34	55,960.63	533,164.43	2.25	6.24
5.Construction services	445.49	4,410.00	1,777.91	16,939.00	-74.94	-73.97
5.1 Construction abroad	0.00	0.00	0.00	0.00	0.00	0.00
5.2 Construction in the compiling economy	445.49	4,410.00	1,777.91	16,939.00	-74.94	-73.97
6. Insurance and Pension services	17,216.60	170,429.00	14,487.55	138,030.00	18.84	23.47
6.1 Direct Insurance	6,416.07	63,513.39	6,075.63	57,885.47	5.60	9.72
6.1.1 Life insurance	0.04	0.39	5.82	55.47	-99.31	-99.30
6.1.2 Freight insurance	3,845.80	38,070.00	3,812.13	36,320.00	0.88	4.82
6.1.3 Other direct insurance	2,570.23	25,443.00	2,257.68	21,510.00	13.84	18.28
6.2 Reinsurance	10,216.81	101,137.30	7,789.94	74,218.58	31.15	36.27
6.3 Auxiliary insurance services	583.72	5,778.31	621.98	5,925.95	-6.15	-2.49
6.4 Pension and standardized guarantee services	0.00	0.00	0.00	0.00	0.00	0.00

Contd.

10.25 Imports of Services (Cumulative)

Description	Rs. in Millions Dollars in Thousands					
	* July - January 2014-2015		July - January, 2014 2013-2014		% Change in July - January, 2014-2015 over July - January, 2013-2014	
	Rs	\$	Rs	\$	Rs	\$
7. Financial services	14,267.95	141,240.00	13,647.14	130,023.00	4.55	8.63
7.1 Explicitly charged and other financial services	14,267.95	141,240.00	12,907.07	122,972.00	10.54	14.86
7.2 Financial intermediation service charges indirectly measured (FISIM)	0.00	0.00	740.07	7,051.00	-100.00	-100.00
8. Charges for the use of intellectual services	8,224.98	81,420.00	6,606.46	62,943.00	24.50	29.36
9. Telecommunication, Computer and information services	23,497.08	232,600.00	21,308.23	203,014.00	10.27	14.57
9.1 Telecommunications services	13,051.69	129,200.00	11,293.95	107,603.00	15.56	20.07
9.1.1 Call centres	2.12	20.97	0.08	0.74	2550.00	2733.11
9.1.2 Telecommunication services	13,049.57	129,179.04	11,293.87	107,602.26	15.55	20.05
9.2 Computer services	9,110.93	90,190.00	8,803.37	83,874.00	3.49	7.53
9.2.1 Hardware consultancy services	23.70	234.63	139.32	1,327.38	-82.99	-82.32
9.2.2 Software consultancy services	6,777.98	67,095.91	6,284.53	59,875.81	7.85	12.06
9.2.3 Maintenance & repairs of computer	519.37	5,141.27	400.67	3,817.41	29.63	34.68
9.2.4 Export / Import of Computer Software	702.47	6,953.86	1,216.60	11,591.11	-42.26	-40.01
9.2.5 Other Computer services	1,087.41	10,764.35	762.25	7,262.29	42.66	48.22
9.3 Information services	1,334.46	13,210.00	1,210.91	11,537.00	10.20	14.50
9.3.1 News agency services	1,040.30	10,298.04	588.34	5,605.43	76.82	83.72
9.3.2 Other information services	294.16	2,911.96	622.57	5,931.57	-52.75	-50.91
10. Other business services	77,340.31	765,600.00	90,614.30	863,327.00	-14.65	-11.32
10.1 Research and development services	65.66	650.00	79.03	753.00	-16.92	-13.68
10.2 Professional and management consulting services	8,301.76	82,180.00	4,024.67	38,345.00	106.27	114.32
10.2.1 Legal, accounting, management consulting, and public relations	5,843.96	57,850.00	1,514.57	14,430.00	285.85	300.90
10.2.1.1 Legal services	1,315.27	13,020.00	515.98	4,916.00	154.91	164.85
10.2.1.2 Accounting, auditing, bookkeeping, and tax consulting services	169.71	1,680.00	7.77	74.00	2084.17	2170.27
10.2.1.3 Business and management consulting and public relations services	4,358.98	43,150.00	990.82	9,440.00	339.94	357.10
10.2.2 Advertising, market research, and public opinion polling	2,457.80	24,330.00	2,510.10	23,915.00	-2.08	1.74
10.3 Technical, trade-related and other business services	68,972.89	682,770.00	86,510.60	824,229.00	-20.27	-17.16
10.3.1 Architectural, engineering, scientific and other technical services	7,538.05	74,620.00	22,453.34	213,924.00	-66.43	-65.12
10.3.2 Waste treatment and de-pollution, agricultural and mining services	1,352.65	13,390.00	172.45	1,643.00	684.37	714.97
10.3.3 Operating leasing services	7,245.10	71,720.00	6,265.03	59,690.00	15.64	20.15
10.3.4 Trade-related services	403.85	3,997.76	56.99	542.98	608.63	636.27
10.3.5 Other business services n.i.e.	52,433.24	519,042.24	57,562.79	548,429.03	-8.91	-5.36
11. Personal, cultural, and recreational services	562.77	5,571.00	253.06	2,411.00	122.39	131.07
11.1 Audiovisual and related services	469.63	4,649.00	144.11	1,373.00	225.88	238.60
11.1.1 Audiovisual services	388.63	3,847.13	101.53	967.35	282.77	297.70
11.1.2 Artistic related services	81.00	801.87	42.58	405.65	90.23	97.68
11.2 Other personal, cultural, and recreational services	93.14	922.00	108.95	1,038.00	-14.51	-11.18
12. Government services, n.i.e.	27,858.08	275,770.00	29,488.55	280,952.00	-5.53	-1.84
12.1 Embassies and consulates	8,808.88	87,200.00	11,755.87	112,004.00	-25.07	-22.15
12.2 Military units and agencies	135.37	1,340.00	215.27	2,051.00	-37.12	-34.67
12.3 Other	18,913.83	187,230.00	17,517.41	166,897.00	7.97	12.18

* Provisional ** Revised

Note: 1. The data are presented as per 6(EBOPS0.002010) classification aligned with MSITS0.00 2010 classification

REGIONAL AND FIELD OFFICES OF PAKISTAN BUREAU OF STATISTICS

PUNJAB

Chief Statistical Officer,
Regional Office,
Pakistan Bureau of Statistics,
Gul Plaza, (1st & 2nd Floor),
I.J. Principal Road,
Near Pindora Chungi,
Rawalpindi
Phone: 051- 4411528)
Fax 051 - 4410474

Statistical Officer (I/C),
Regional Office,
Pakistan Bureau of Statistics,
USAID Building,
Gurumangat Road,
Gulberg-III,
Lahore.
Phone & Fax:042-99263266
Email:lhrfbs@lhr.comsats.net.pk

Statistical Officer (I/C),
Regional Office,
Pakistan Bureau of Statistics,
House # 20, Block-T,
New Multan Colony, Rahim Chowk,
Masoom Shah Road,
Multan.
Phone & Fax:061-9220177
E-mail:muxfbs@brain.net.pk

Chief Statistical Officer,
Regional Office,
Pakistan Bureau of Statistics,
51-A, Satellite Town,
Gujranwala.
Phone & Fax: 055-9200418

Chief Statistical Officer,
Regional Office,
Pakistan Bureau of Statistics,
House # 04, Rehman Town,
Satyana Road,
Faisalabad.
Phone & Fax: 041-9220049
E-mail:fsdfbs@fsd.comsats.net.pk

Chief Statistical Officer,
Regional Office,
Pakistan Bureau of Statistics,
House # 100/27-C, Zaidi Road,
Satellite Town,
Sargodha
Phone & Fax:048-3220004

Chief Statistical Officer,
Regional Office,
Pakistan Bureau of Statistics,
House # 25/B.K.,
Satellite Town,
Bahawalpur.
Phone & Fax: 062-9250026

Statistical Officer(I/C),
Field Office,
Pakistan Bureau of Statistics,
Capital Road,
Near Masjid Abdur Rashid
Jinnah Town,
Sialkot.
Phone & Fax: 052 - 4262644
E-mail:sktfbs@skt.comsats.net.pk

Statistical Officer(I/C),
Field Office,
Pakistan Bureau of Statistics,
Building # 09-D-3(X)
Amar Colony,
Jhang Saddar.
Phone & Fax: 047-9200194

Statistical Officer(I/C),
Field Office.
Pakistan Bureau of Statistics,
House at Khasra #51/11/1/3/2
(G.F), Chak#9/W.B.(Behind
Cooperative Workshop),
Burawala Road,
Vehari.
Phone & Fax: 067-3364219

Statistical Officer (I/C),
Field Office,
Pakistan Bureau of Statistics,
House # 213/ D,
Mohallah Mir Abdullah Khan Rokri,
Mianwali.
Phone: 045-9231626
Fax: 045-9233700

Statistical Officer (I/C),
Field Office,
Pakistan Bureau of Statistics
House # H 224-c, Ground Floor
Street # 4, Khyaban-e-Sarwar,
Dera Ghazi Khan.
Phone: 064-2401850

Statistical Officer(I/C),
Field Office,
Pakistan Bureau of Statistics,
House # 7, (G.F.), Street #1,
Azam Town, Mud Darbari,
Rahim Yar Khan.
Phone & Fax: 068-5871754

Statistical Officer (I/C),
Field Office,
Pakistan Bureau of Statistics,
House # 43 B-7, Gulistan Colony,
Near Govt. Girls College
Sahiwal.
Phone: 040-9200242

Statistical Officer(I/C),
Field Office,
Pakistan Bureau of Statistics,
Building # 192, Khan Baba Road,
Bahawalnagar.
Phone & Fax: 063-9240049

SINDH:

Chief Statistical Officer,
Regional Office,
Pakistan Bureau of Statistics,
1-B, S.M.C.H. Society
Karachi.
Phone & Fax: 021- 34557933
Email:khifbs@khi.comsats.net.pk

Chief Statistical Officer,
Regional Office,
Pakistan Bureau of Statistics,
Bungalow # A-46, G.O.R. Colony,
Unit # 1, Latifabad,
Hyderabad.
Fax & Phone: 022-9200641

Chief Statistical Officer,
Regional Office,
Pakistan Bureau of Statistics,
Bungalow # 10-A,
Professor Housing Society,
Shikarpur Road,
Sukkur.
Phone & Fax: 071-5807132

Chief Statistical Officer,
Regional Office,
Pakistan Bureau of Statistics,
Building # 45/17, Ward "C",
Near Shah Latif Market,
Lohari Mohallah,
Larkana.
(Phone: 074-9410010)
Fax:074-4054438

Statistical Officer(I/C),
Field Office,
Pakistan Bureau of Statistics,
House # 180,
Um-e-Hain, Near satari
Cotton Factory, Ring Road
Mirpur Khas.
Phone & Fax: -0233-923096

Statistical Officer(I/C),
Field Office,
Pakistan Bureau of Statistics,
House # 68, Mubariak Colony,
Jam sahib Road,
Nawabshah.
Phone & Fax: 0244-9370311

Statistical Officer(I/C),
Field Office,
Pakistan Bureau of Statistics,
House # 199 Marakhpur,
Opp. DHO Office,
Sehwan Road, Dadu Town,
Dadu.
Phone & Fax: 025-9200345

Statistical Officer(I/C),
Field Office,
Pakistan Bureau of Statistics,
House # 292-I, 1st Family line,
Shah Abdul Latif Road,
Near Rifil Naka,
Jacobabad.
Phone : 0722-653403

KHYBER PAKHTOON KHWA

Chief Statistical Officer,
Regional Office,
Pakistan Bureau of Statistics,
State Life Insurance Building,
2nd Floor, 34-The Mall,
Peshawar Cantt.
Phone: 091-9213097
Fax – 091-9213098
E-mail:pshfbs@pes.comsats.net.pk

Chief Statistical Officer,
Regional Office,
Pakistan Bureau of Statistics,
Building #558-D,
Mohallah Ghazni Khel,
Bannu.
Phone & Fax: 0928-9270191

Statistical Officer (I/C),
Regional Office,
Pakistan Bureau of Statistics,
Shams-ur-Rehman Building,
Near Nadra Office, Rahimabad,
G.T. Road,
Mingora/Swat.
Phone: 0946-9240283

Chief Statistical Officer,
Regional Office,
Pakistan Bureau of Statistics,
Bungalow # 896, Mansehra Road,
Post office Jhangi,
Abbottabad.
Phone & Fax: 0992-9310231

Chief Statistical Officer,
Regional Office,
Pakistan Bureau of Statistics,
House # A-3,
Shah Jhan Sheed Town,
Near Coach Adda of Bannu
Dera Ismail Khan.
Phone:0966-9280279

BALOCHISTAN:

Chief Statistical Officer,
Regional Office,
Pakistan Bureau of Statistics,
Chandio House No.2,
Arbab Karam Khan Road,
Near Elementary College,
Quetta.
Phone: 081-9239804
Fax:081-2471126

Statistical Officer(I/C),
Field Office,
Pakistan Bureau of Statistics,
Dak Khana Road, Near Civil Hospital,
Singani Sar,
Turbat.
Phone: 0852-412267
Fax:0852-413383

Statistical Officer (I/C),
Field Office,
Pakistan Bureau of Statistics,
Haroon Market,
Opp:Girls High School,
Hospital Road,
Khuzdar.
Phone & Fax: 0848-412760

Statistical Officer (I/C),
Field Office,
Pakistan Bureau of Statistics,
Building # 2-II/E,
Hazara Mohallah,
Loralai.
Phone & Fax: 0824-660560

NORTHERN AREAS:

Statistical Officer (I/C),
Field Office,
Pakistan Bureau of Statistics,
Madina Supper Market,
Near Taj Hotel,
Gilgit.
Phone & Fax: 05811-920762

AZAD KASHMIR:

Chief Statistical officer,
Regional Office,
Pakistan Bureau of Statistics,
Street # 13, D-38,
Upper Chattar Housing Scheme
Muzaffarabad.
Phone & Fax: 05822-921113

SYMBOLS, ABBREVIATIONS AND CONVERSION

E	Estimated	LTR.	Litre	One Metric Ton	2004	Lbs.
P/*	Provisional, Preliminary	LUNGI	A kind of cloth		1000	Kgs
R/r	Revised	MALTA &		One Ton	1.0160	M.Tons
-	Nil	MOSAMBI	A variety of Orange	(2240 Lbs.)	27.22	Maunds
..	Negligible	MED.	Medium		1016.04	Kgs.
...	Not available	MG.	Milligram		1.0610	M. Tons
%	Percentage	MMCFT.	Million cubic feet	One Pound	0.4536	Hundred weight
Admn	Administration	MN.	Million		16	Kg.
ALOOCHA	A kind of fruit	M/o.	Ministry of	One Ounce	0.4861	Oz.
ARVI	A type of root vegetable	MTR.	Meter		28.35	Seer
AV.	Average	MT.	Metric Ton	One Kilogram	2.2046	Gms.
BABUL	A kind of fire wood	ML.	Milliliter		0.0197	Lbs.
BBLS.	Barrels	NES.	Not else where specified		0.0268	Hundred weight
BIRYANI	A dish of rice prepared	NO.	Number	One Hundred weight	1.0717	Maund
BOT.	Bottle	NR.	Not reported	(112 Lbs.)	50.8932	Seers
CAP.	Capsule	N.S.	Not specified	One Gram	1.3610	Kgs.
CFT.	Cubic feet	PKT.	Packet	One Tonne	0.0857	Maunds
CH.	Charge	PC.	Piece		0.9842	Tola
CHAPATI	A kind of bread	QLTY.	Quality	One Bale (Cotton)	1.1023	Long Ton
CIG.	Cigarette	QTY.	Quantity	(375 Lbs.)	170.0971	Short Ton
Comm.	Communication	RASGULLA	A form of sweetmeat		4.5571	Kilograms
CRT.	Carton / Crate	R.P.M.	Revolution per minute			Maunds
CUM./CM.	Cubic meter	RS.	Rupees	One Imperial (Gallon)	4.5435	Ltrs.
DESI.	Indigenous	SAMOSA	A form of patty	One Litre	0.2199	Imperial Gallon
Distt.	Distribution	SHAL.	Shalwar			
DOZ	Dozen	SHEESHAM	A variety of sup. Qty. Wood.			
ENG.	English	Sq.	Square	One Mile	1.6093	Kms.
EX.	Exercise	SQM.	Square meter		1760	Yards
GLS.	Glass	SUP.	Superior	One Yard	0.9144	Meter
GM.	Gram	STND.	Standard	One Foot	0.3048	Meter
H.OP.	Hand operated	SQFT.	Square feet	One Kilometer	0.6214	mile
HP.	Horse power	SYN.	Synthetic	One Meter	1.0936	Yards
INJ.	Injection	THNO.	Thousand number	One Square Mile	2.5899	Sq. Kilometer
KHADDI	Hand-loom	TAB.	Table		640	Acres
KIKAR	A kind of fire wood	TANDOORI	Oven-Baked	One Acre	258.9984	Hectares
KG.	Kilogram	TKT.	Ticket		.4074	Hectare
KM.	Kilometer	TL.	Tube light		4840	Sq. Yards.
KORMA	A variety of meat curry	TOTA.	Broken rice	One Square Kilometer	0.3861	Sq. Mile
KWH.	Kilowatt / hour	UNI.	Uniform		100	Hectares
LB.	Pound	Urd.	Urdu	One Hectare	2.4711	Acres
		VEG.	Vegetable	One Square Yards	0.8361	Sq. meter.
		W.	Watt	One Cubic Meter	35.3147	Cubic feet

LIQUID

LENGTH

SELECTED PUBLICATIONS OF PAKISTAN BUREAU OF STATISTICS

01. **Monthly Bulletin of Statistics**
 02. **Review of Foreign Trade**
 03. **Pakistan Statistical Pocket Book**
 04. **Pakistan Statistical Yearbook**
 05. **Foreign Trade Statistics of Pakistan Imports (two volumes)**
 06. **Foreign Trade Statistics of Pakistan Exports (one volume)**
 07. **Labour Force Survey**
 08. **Brochure of National Accounts**
 09. **Pakistan Demographic Survey**
 10. **Census of Manufacturing Industries**
 11. **Survey of Small Household Manufacturing Industries**
 12. **Rent Survey of Dwellings**
 13. **Socio Economic Indicators at District Level
(Punjab, Sindh, Khyber Pakhtoon Khwa & Balochistan)**
 14. **Census of Private Educational Institutions in Pakistan**
 15. **Census of Software Industry and related services of Pakistan**
 16. **Supply & Use Table of Pakistan**
 17. **Mechanized Road Transport Survey**
 18. **Survey of Private Recreational, Cultural & Entertainment Services**
 19. **Survey of Private Laundry, Dry Cleaning & Dyeing Services**
 20. **Survey of Private Medical, Dental & Other Health Services**
 21. **Survey of Private Educational Services**
 22. **Pakistan, 2000 – An Official Hand Book on Statistics**
 23. **50 Years of Pakistan in Statistics (Four Volumes)**
 24. **Pakistan Social & Living Standard Measurement Survey National/Provincial**
 25. **Household Integrated Economic Survey (HIES) National/Provincial**
-

**SALE CENTERS WHERE PAKISTAN BUREAU OF STATISTICS
PUBLICATIONS ARE AVAILABLE**

ISLAMABAD

6 – Mauve Area, G-8/4.
Taleemi Chowk
Phone # 051 - 926 11 25
051 - 226 13 72

RAWALPINDI

NBF Book Shop
178-B, Sarwar Road,
Rawalpindi Cantt.
Phone # 051 – 927 25 30

WAH CANTT

NBF Book Shop
Central Library Premises
Phone # 051- 931 40 04

LAHORE

NBF Book Shop
56/57 Shadman Colony,
Shadman Market,
Phone # 042 – 755 01 61 &
753 03 29
Fax # 042 – 758 77 35

FAISALABAD

NBF Book Shop
Shop No.10,
Hashmi Hall Shopping Centre,
University of Agriculture,
Phone # 041 – 264 81 79

MULTAN

NBF Book Shop
Plot # 4-5-6, M.D.A. Road,
Near Multan Art Council
Phone # 061 – 920 12 81

BAHAWALPUR

NBF Book Shop
Quaid-e-Azam Medical College,
Near Library.
Cell # 0301 – 724 76 13

PESHAWAR

NBF Book Shop
Phase-V, Sector B-2,
Plot No.36-37,
Hayatabad.
Phone # 091 – 589 27 44
921 72 73
Fax # 091 921 72 73

NBF Book Shop

48/D, F-6, Jamrud Road,
University Town,
Phone # 091 – 921 69 03
Fax # 091 – 921 69 04

BANNU

Old Municipal Library Premises,
Near to Qazi Muhib Stadium,
Cell # 0346 – 915 50 18

KOHAT

3rd Block, 1st Floor,
Distt. Govt. Complex

D.I. KHAN

NBF Book Shop
C/o. Executive Distt. Officer,
Literacy, Sports and Education,
Phone # 0961 – 928 01 29

ABBOTABAD

Public Library
1st Floor, Jalal Baba Auditorium,
Phone # 0992 – 931 02 91

KARACHI

National Book Foundation
(Regional Office)
Liaquat Memorial Library Premises,
Ground Floor, Stadium Road,
Phone # 021– 923 18 06 & 923 10 88
Fax # 923 10 89

HYDERABAD

NBF Book Shop
GOR Colony,
C-22, Latifabad No.1,
Phone # 022 – 931 08 92

JAMSHORO

Shop No.14, Liaquat University of
Medical & Health Science

NAWABSHAH

M.H. Khawaja DC High School,
Opp. NMC Hospital Road
Cell # 0301 – 389 58 46

SUKKUR

Public Library
Old Sukkur,
Phone # 071 – 562 51 03

LARKANA

NBF Book Shop
Chandka Medical College
Main Gate
Phone # 0741-941 02 29

JACOBABAD

Red Crescent Building,
Near T.B. Hospital
Phone # 0722 – 65 08 17

QUETTA

NBF Book Shop
3-7/5, Faiz Muhammad Road,
Phone # 081 - 920 15 70
Fax # 081 - 920 18 69

**PUBLISHED ON BEHALF OF NATIONAL BOOK FOUNDATION
PRINTED AT REPRODUCTION & PRINTING UNIT, PBS, KARACHI**