


MONTHLY BULLETIN OF STATISTICS




June

2015

**Government of Pakistan
Statistics Division
Pakistan Bureau of Statistics**



MONTHLY BULLETIN OF STATISTICS



June

2015

**Government of Pakistan
Statistics Division
Pakistan Bureau of Statistics**

Price Rs. 600.00

P R E F A C E

The Bulletin of Statistics, Monthly Publication of the Pakistan Bureau of Statistics provide important statistics in respect of social, economic and financial sectors of the economy at aggregate as well as sectoral levels. The Bulletin contains data relating to Population, National Accounts, Agriculture, Manufacturing, Prices, Balance of Payments, Public Finance, Education, Energy & Mining, Foreign Economic Assistance, Foreign Trade, Health, Insurance, Labour, Transport & Communication, Social & Culture ect. It also provides different types of indices on agriculture, manufacturing, prices, trade and labour productivity. Charts and graphs have also been provided to selected tables to make the data readily intelligible.

2. The Bulletin contains data on monthly and in some instances on annual basis. The annual data series are on fiscal year basis i.e. from July to June unless otherwise specified. Monthly data series of trade and industry are published with a time lag of 45 days required for data collection, compilation, cleaning, processing, tabulating and printing. Figures may not add up to the totals owing to rounding. Statistics that are compiled in the Pakistan Bureau of Statistics are presented without citation whereas those compiled by other agencies carry a source note below the tables.

3. Efforts have been made to produce this Bulletin as a comprehensive, informative and useful document for decision makers, researchers, planners, economists and other groups of beneficiaries. It is hoped that the users will find this Bulletin useful.

4. Suggestions for further improvement will be highly appreciated and welcomed.

ASIF BAJWA
Chief Statistician

Malik Asrar Hussain

Secretary

Government of Pakistan
Ministry of Finance, Economic Affairs, Revenue,
Statistics & Privatization,
Statistics Division

Statistics House
21-Mauve Area,
G-9/1, Islamabad.

Tel : 051-9106500
Fax: 051-9106502
E-mail: secretary@pbs.gov.pk

Asif Bajwa

Chief Statistician
Government of Pakistan
Pakistan Bureau of Statistics

Statistics House
21-Mauve Area,
G-9/1, Islamabad.

Tel : 051-9106514 - 051-9106515
Fax: 051-9106561
E-mail: pbs@pbs.gov.pk

**PAKISTAN BUREAU OF STATISTICS
STATISTICS HOUSE, 21-MAUVE AREA
G-9/1 - ISLAMABAD
Website: www.pbs.gov.pk**

		<u>Office</u>	<u>Residence</u>
Mr. Munir Ahmed Aslam	Deputy Director General	051-9106555 Fax:051-9106556	051-4447403 051-2275892
Dr. Bahrawar Jan	Deputy Director General	051-9106550 Fax:051-9106577	051-9101294
Mr. Ayazuddin	Deputy Director General	051-9106552	051-9242232
Mr. Ismail Khan	Deputy Director General	051-9106558 Fax:051-9106556	051-9101162
Mr. Mumtaz-ud-Din	Director	051-9106570	051-2822630
Mr. Ghulam Muhammad	Director	051-9106559	051-4448702
Mr. Muhammad Akram Assi	Director	051-9106573	051-2101198
Mr. Fazil Mehmood Baig	Director	051-9106575	0333-5159850
Mr. Shuakat Ali Khan	Director	051-9106557	--
Mr. Attiq-ur-Rehman	Director	051-9106553	0346-9579700
Mr. Munwar Ali Ghanghro	Director	051-9106554	0333-7145366
Mrs. Rabia Awan	Director	051-9106581	051-4444696

TRAINING WING

Mr. Innocent Dilbar Feroz	Director	051-9205390 Fax:051-9205390	--
---------------------------	----------	--------------------------------	----

**PAKISTAN BUREAU OF STATISTICS
1-B, SINDHI MUSLIM COOPERATIVE HOUSING SOCIETY
KARACHI – 74400
E-mail: khifbs@khi.comsats.net.pk**

Mr. Iqbal Ahmed Bablani	Provincial Census Commissioner	Ph: 021-99225201 Fax:021-99225202	021-99250900
Mr. Farooq Ahmed	Joint Census Commissioner	Ph:021-99225203 Fax:021-99225223	--
Mr. Muhammad Ali Shaikh	Director	021-99225205	--
Mrs. Farhat Moosa	Director	021-99225209	021-34984687

**PAKISTAN BUREAU OF STATISTICS
USAID BUILDING GURU MANGAT ROAD
GULBERG-III, LAHORE
E-mail: lhrfbs@lhr.comsats.net.pk**

Mr. Rana Iqbal	Director	042-99263267 Fax:042-99263267	--
----------------	----------	----------------------------------	----

(Regional Office) LAHORE

Mr. Muhammad Shahid	Chief Statistical Officer	042-99263266 Fax:042-99263266	0345-4169987
---------------------	---------------------------	----------------------------------	--------------

(Regional Office) KARACHI

Mr. Inayatullah Baloch	Chief Statistical Officer	021-99225214 Fax:021-99225214	--
------------------------	---------------------------	----------------------------------	----

(Regional Office) PESHAWAR

Mr. Sher Rahman	Chief Statistical Officer	091-9213097 Fax:091-9213098	0333-9365032
-----------------	---------------------------	--------------------------------	--------------

(Regional Office) QUETTA

Mr. Ghulam Rasool	Chief Statistical Officer	081-9239804 Fax:081-9239804	--
-------------------	---------------------------	--------------------------------	----

(Presentation, Reproduction & Printing) KARACHI

Mr. Shakeel Qadeer	Chief System Analyst (Printing)	021-99225220	021-35836029
Ms. Azra Khatoon	Deputy Census Commissioner (Publication)	021-99225215	--

CONTENTS

**	KEY INDICATORS	III
1.	BALANCE OF PAYMENT	
	1.1 Country wise Workers Remittances	01
	1.2 Month wise Workers Remittances	04
	1.3 Exchange Rates Pak. Rupees in Terms of one Unit of Foreign Currency	05
2.	CLIMATE	
	2.1 Temperature at Selected Stations	07
	2.2 Rainfall at Selected Stations	09
3.	ENERGY & MINING	
	3.1 Production of Crude Oil	11
	3.2 Production of Natural Gas	14
	3.3 Company Wise Production of Crude Oil and Natural Gas	18
	3.4 Province Wise Production of Crude Oil and Natural Gas	18
	3.5 Production of Crude Oil, Natural Gas and Electricity	19
	3.6 Mineral Production	20
4.	HEALTH	
	4.1(a) Monthly Immunization Coverage Number of Doses Administered (0-11 month) Children	23
	4.1(b) Monthly Immunization Coverage Number of Doses Administered (12-23 months) Children	24
	4.1(c) Monthly Immunization Coverage Number of T.T Doses Administered to Women	25
	4.2 Monthly Report of HIV Treatment Centre	26
	4.3(a) Registered Veterinary Medical Practitioner with PVMC	27
	4.3(b) Registered Animal Husbandry Graduate with PVMC	27
	4.4 Tuberculosis Report (FTI)	28
5.	MANUFACTURING	
	5.1 Quantum Index Numbers of Large-scale Manufacturing Industries	29
	5.2 Production of Manufacturing Items	31
6.	MONEY & CREDIT	
	6.1 Reserve Money	45
7.	PRICE	
	7.1 Price Indices (General) with Percentage Change	49
	7.2 Combined Sensitive Price Indicator (SPI) by Quantile	50
	7.3 Combined Consumer Price Index Numbers by Commodity Groups	51
	7.4 Consumer Price Index Numbers by Major Groups and Selected Commodities	52
	7.5 Combined Consumer Price Index Numbers by Quantile and Major Commodity Groups	54
	7.6 Combined Consumer Price Index Numbers by Quantile, Major Commodity Group for Selected Cities	55
	7.7 Combined Consumer Price Index Numbers by Income Group/City and Commodity Group for all Centres Covered in CPI	58
	7.8 Index Numbers of Wholesale Prices by Commodity Groups	59
	7.9 Index Numbers of Wholesale Prices by Commodities	60
	7.10 Intercity Wholesale Prices of Selected Commodities	70
	7.11 Intercity Consumer Prices	118

Contd.

8.	PUBLIC FINANCE	
8.1	Customs Revenue Receipts	175
9.	SOCIAL	
9.1	Data on Traffic Accidents	179
9.2	Data on Telecommunication	182
9.3	Visitors at Archaeological Museums in Pakistan	183
9.4	Visitors at Heritage Sites in Pakistan	184
10.	TRADE	
10.1	Value of Foreign Trade	185
10.2	Exports by Commodity/Group	186
10.3	Imports by Commodity/Group	188
10.4	Exports of Selected Commodities in Dollars	189
10.5	Exports of Selected Commodities in Rupees	191
10.6	Imports of Selected Commodities in Dollars	193
10.7	Imports of Selected Commodities in Rupees	195
10.8	Exports by Economic Categories (Summary)	197
10.9	Exports by Economic Categories (Details)	198
10.10	Imports by Economic Categories (Summary)	199
10.11	Imports by Economic Categories (Details)	200
10.12	Exports by Areas and Countries/Territories	282
10.13	Re-exports by Areas and Countries/Territories	286
10.14	Imports by Areas and Countries/Territories	288
10.15	Re-imports by Areas and Countries/Territories	293
10.16	Annual and Quarterly Terms of Trade and Unit Value Indices of Exports and Imports (1990-91=100)	295
10.17	Index Numbers of Unit Value of Exports by Groups (1990-91=100)	296
10.18	Index numbers of unit value of imports by groups (1990-91=100)	297
0.19	Index Numbers of Quantum of Exports by Groups (1990-91=100)	298
10.20	Index Numbers of Quantum of Imports by Groups (1990-91=100)	299
10.21	Trade in Services (Summary)	300
10.22	Export of Services by Sector (Detail) Monthly	301
10.23	Export of Services by Sector (Detail) (Cumulative)	303
10.24	Import of Services by Sector (Detail) Monthly	305
10.25	Import of Services by Sector (Detail) (Cumulative)	307

Regional and Field Offices of Pakistan Bureau of Statistics

Symbols, Abbreviations and Conversions

Selected Publications of Pakistan Bureau of Statistics

Sale Centres where PBS Publications are available

KEY INDICATORS

YEARLY

ECONOMIC INDICATORS

(2013- 2014)

1	Inflation	8.66%
2	Balance of Trade	(-) \$ 19.963 billion
3	Value of Exports	\$ 25.110 billion
4	Value of Imports	\$ 45.073 billion
5	Total Workers Remittances	Rs.15832.25 million
6	Reserve Money	Rs.2861256 million
7	Currency in Circulation	Rs.2177873 million
8	Consumer Price Index (CPI with Base 2007-2008)	189.58%
9	Agricultural Sector Growth	2.12%
10	Industrial Sector Growth	5.84%
11	Services Sector Growth	4.29%
12	GDP Growth Rate at Constant Basic Prices (Real)	4.14%
13	GNI Growth Rate at Constant Prices	5.78%
14	Per Capita Income	\$ 1387
15	Large Scale Manufacturing Sector (LSMI) Growth	3.92%
16	Quantum Index Number (LSMI with Base 2005-2006)	121.60
17	Imports Duty	Rs.233783.87 million
18	Exports Duty	Rs.475.78 million
19	Foreign Exchange Reserves	\$ 10047 million
20	* Overall Balance of Payment Surplus/Deficit	\$ -3843 million

SOCIAL INDICATORS

1	** Population (2014)	188.02 million
	Male	97.16 million
	Female	90.86 million
2	Natural Growth Rate (PDS- 2007)	1.88%
3	** Population Growth Rate (2014)	1.95%
4	Dependency Ratio (PDS-2007)	81.5
5	*** Mean Size of Household (2012-13)	6.3

* BOP as per BPM6 in million USD.

** Economic Survey

*** PSLM Survey

IV

MONTHLY ECONOMIC INDICATORS

April, 2015

1	Value of Exports	\$ 1988.690 million
2	Value of Imports	\$ 3786.375 million
3	Balance of Trade	(-)\$ 1797.685 million

May, 2015

1	Growth in Quantum Index Manufacturing (LSMI)	-4.81%
2	Quantum Index of Manufacturing (LSMI with Base 2005-2006)	125.68
3	Consumer Price Index (CPI with Base 2007-08)	199.66
4	Wholesale Price Index (WPI with Base 2007-08)	207.92
5	Sensitive Price Indicator (SPI with Base 2007-08)	203.33
6	Growth Rate	
	A. CPI	0.76%
	B. WPI	1.10%
	C. SPI	1.30%
7	Exports Duty	Rs.3.31 million
8	Imports Duty	Rs.25081.34 million
9	Reserve Money	Rs.3221549 million
10	Currency in Circulation	Rs.2489368 million
11	Exchange Rate of Pak Rupees in terms of one unit US Dollar	1 \$ =Rs.101.8042
12	Country Wise Workers Remittances(including Hajj & War Compensation)	\$1663.1 million

Source: i) Pakistan Bureau of Statistics.
ii) State Bank of Pakistan.
iii) Economic Survey of Pakistan.

1. BALANCE OF PAYMENT

1.1 Country Wise Workers Remittances (Including Hajj and War Compensation)

(Provisional)
(Million US Dollars)

Item	May, 2014	Jun, 2014	Jul, 2014	Aug, 2014
I. Cash	1438.36	1499.28	1649.39	1328.71
1 USA	214.74	222.34	257.08	199.01
2 UK	181.04	200.82	247.96	172.71
3 Saudi Arabia	451.14	471.88	454.47	396.90
4 UAE	290.91	295.63	352.89	284.90
Dubai	148.90	153.31	174.65	150.91
Abu Dhabi	138.79	138.66	174.57	129.35
Sharjah	3.07	3.57	3.56	4.35
Other	0.15	0.09	0.11	0.11
5 Other GCC Countries	164.01	168.62	179.76	152.17
Bahrain	28.79	23.83	30.00	25.63
Kawait	58.02	65.12	65.83	57.89
Qatar	26.80	27.84	29.28	21.97
Oman	50.40	51.83	54.65	46.68
6 EU Countries	39.06	37.42	44.32	33.14
Germany	8.55	6.45	7.69	6.44
France	2.74	2.62	3.09	2.54
Netherland	0.33	0.31	0.39	0.28
Spain	6.60	7.36	8.47	5.93
Italy	2.83	3.08	3.80	3.19
Greece	1.37	1.46	1.70	1.27
Sweden	1.12	1.10	1.36	1.09
Denmark	1.79	1.81	2.17	1.77
Ireland	13.34	12.86	15.17	10.20
Belgium	0.39	0.37	0.48	0.43
7 Norway	2.49	3.12	3.47	2.41
8 Switzerland	2.59	1.92	2.47	2.13
9 Australia	14.66	14.84	17.58	14.63
10 Canada	12.53	12.64	18.00	11.52
11 Japan	0.74	1.02	0.73	0.57
12 Other Countries	64.45	69.03	70.66	58.62
II. Encashment and Profit in Pak. Rs. Of Foreign Exchange Bearer Certificates(FEBCs) and Foreign Currency Bearer Certificate(FCBCs)	0.00	0.00	0.00	0.00
TOTAL (I + II)	1438.36	1499.28	1328.71	1328.71

Contd.

**1.1 Country Wise Workers Remittances
(Including Hajj and War Compensation)**

(Provisional)
(Million US Dollars)

Item	Sep, 2014	Oct, 2014	Nov, 2014	Dec, 2014
I. Cash	1716.59	1383.13	1320.62	1583.23
1 USA	235.99	213.39	178.75	222.45
2 UK	218.38	185.55	156.66	188.34
3 Saudi Arabia	495.63	374.65	429.09	499.08
4 UAE	394.10	318.59	271.17	352.37
Dubai	210.42	174.40	141.57	176.55
Abu Dhabi	175.10	138.42	125.08	169.90
Sharjah	8.47	5.68	4.46	5.84
Other	0.11	0.09	0.06	0.08
5 Other GCC Countries	213.11	153.09	150.51	189.22
Bahrain	34.87	28.61	25.71	32.48
Kawait	76.88	54.58	55.56	67.68
Qatar	37.08	23.23	21.99	28.93
Oman	64.28	46.67	47.25	60.13
6 EU Countries	34.05	30.28	24.29	30.34
Germany	7.53	6.70	6.09	8.02
France	2.71	2.86	1.84	2.00
Netherland	0.31	0.27	0.21	0.25
Spain	3.90	3.23	2.90	3.27
Italy	3.02	2.51	2.06	2.40
Greece	1.51	1.25	1.22	1.24
Sweden	1.20	1.10	0.82	0.94
Denmark	1.65	0.84	0.61	0.86
Ireland	11.83	11.03	8.26	11.02
Belgium	0.39	0.49	0.28	0.34
7 Norway	3.18	2.49	1.96	2.16
8 Switzerland	2.63	4.11	1.85	2.69
9 Australia	15.86	14.32	11.71	15.68
10 Canada	24.38	14.94	12.58	12.93
11 Japan	0.83	0.63	0.47	0.60
12 Other Countries	78.45	71.09	81.58	67.37
II. Encashment and Profit in Pak. Rs. Of Foreign Exchange Bearer Certificates(FEBCs) and Foreign Currency Bearer Certificate(FCBCs)	0.00	0.00	0.00	0.00
TOTAL (I + II)	1716.59	1383.13	1320.62	1583.23

Contd.

1.1 Country Wise Workers Remittances (Including Hajj and War Compensation)

Item	(Provisional) (Million US Dollars)				
	Jan, 2015	Feb, 2015	Mar, 2015	Apr, 2015	May, 2015
I. Cash	1377.14	1391.69	1576.97	1640.58	1663.10
1 USA	186.15	179.03	199.24	233.85	221.10
2 UK	169.44	167.42	164.28	174.47	194.15
3 Saudi Arabia	452.81	453.40	489.70	519.68	528.34
4 UAE	246.79	316.51	411.24	395.69	399.35
Dubai	161.89	189.15	228.04	245.95	255.80
Abu Dhabi	78.86	121.38	177.03	144.44	137.68
Sharjah	5.84	5.90	6.09	5.16	5.62
Other	0.20	0.08	0.08	0.14	0.25
5 Other GCC Countries	160.44	166.26	196.07	190.59	190.66
Bahrain	29.27	29.18	36.59	35.98	37.89
Kawait	56.80	56.20	62.17	63.76	61.21
Qatar	22.22	29.62	36.05	32.68	31.77
Oman	52.15	51.26	61.26	58.17	59.79
6 EU Countries	65.45	23.99	25.96	26.87	28.50
Germany	5.29	6.07	4.92	6.03	5.55
France	1.02	1.42	1.60	1.74	1.87
Netherland	0.22	0.24	0.27	0.42	0.33
Spain	3.18	2.43	2.79	3.08	3.60
Italy	2.37	1.99	2.18	2.30	2.34
Greece	1.07	0.85	0.82	0.95	1.05
Sweden	0.99	0.62	0.77	0.98	0.78
Denmark	40.50	0.50	1.16	0.65	1.62
Ireland	10.39	9.62	11.07	10.40	11.03
Belgium	0.42	0.25	0.38	0.32	0.33
7 Norway	1.85	1.78	1.66	2.02	2.02
8 Switzerland	3.66	2.27	1.91	1.86	2.04
9 Australia	14.11	12.79	13.31	14.72	14.56
10 Canada	10.25	8.65	10.49	10.98	11.65
11 Japan	0.41	0.57	0.71	0.75	0.50
12 Other Countries	65.78	59.02	62.40	69.10	70.23
II. Encashment and Profit in Pak. Rs. of Foreign Exchange Bearer Certificates(FEBCs) and Foreign Currency Bearer Certificate(FCBCs)	0.00	0.00	0.00	0.00	0.00
TOTAL (I + II)	1377.14	1391.69	1576.97	1640.58	1663.10

Note: Item has been revised / extended by the State Bank of Pakistan.

Source: State Bank of Pakistan.

1.2 Month Wise Workers Remittances

(Million US \$)

Monthly Cash Inflow (Including Foreign Exchange Bearer Certificates & Foreign Currency Bearer Certificates)	2013-2014	2012-2013	YOY growth (percent)	
			2013-14	2012-13
Jul.	1404.39	1204.71	16.57	9.89
Aug.	1240.14	1258.98	-1.50	-3.93
Sep.	1283.41	1135.42	13.03	27.52
Oct.	1347.67	1365.10	-1.28	34.11
Nov.	1129.70	1017.83	10.99	10.05
Dec.	1384.71	1134.70	22.03	4.55
Jan.	1245.97	1089.64	14.35	-1.89
Feb.	1209.54	1028.38	17.62	-11.10
Mar.	1337.25	1119.15	19.49	-2.10
Apr.	1311.83	1215.90	7.89	6.56
May.	1438.36	1185.65	21.31	-0.54
Jun.	1499.28	1166.19	28.56	4.36
Monthly average for period Jul.-Jun.	1319.35	1160.14	13.72	5.57
Monthly Cash Inflow (Including Foreign Exchange Bearer Certificates & Foreign Currency Bearer Certificates)	2014-2015	2013-2014	YOY growth (percent)	
			2014-15	2013-14
July.	1649.39	1404.69	17.42	16.60
Aug.	1328.71	1240.14	7.14	-1.50
Sep.	1716.59	1284.22	33.67	13.11
Oct.	1383.13	1348.03	2.60	-1.25
Nov.	1,320.62	1,130.41	16.83	11.06
Dec.	1,583.23	1,384.94	14.32	22.05
Jan.	1,378.19	1,245.97	10.61	14.35
Feb.	1,391.76	1,209.77	15.04	17.64
Mar.	1,577.46	1,337.89	17.91	19.55
Apr.	1640.58	1311.85	25.06	7.89
May.	1663.10	1440.47	15.46	21.49
Jul.- May	16,632.76	14,338.38	16.00	12.41
Monthly average for period Jul. -May	1,496.97	1,289.79	16.06	11.23

Source: State Bank of Pakistan.

1.3 Exchange Rates Pak. Rupees in Terms of One Unit of Foreign Currency

S. No.	Country/ Organization	Currency	May 2014	Jun. 2014	Jul. 2014	Aug. 2014	Sep. 2014	Oct, 2014	Nov, 2014
1	Australia	Dollar	91.7598	92.1739	92.6105	93.1544	92.7943	90.2264	87.9250
2	Bahrain	Dinar	261.7292	261.2900	261.8930	266.0866	271.8155	272.8432	270.1091
3	Canada	Dollar	90.5474	90.8801	92.0946	91.6475	93.0727	91.6443	89.8610
4	China	Yuan	15.7929	15.7856	15.8840	16.2515	16.6639	16.7696	16.6038
5	Denmark	Krone	18.1428	17.9406	17.9355	17.8815	17.7605	17.5258	17.0685
6	E.M.U.	Euro	145.3693	133.7878	133.7113	133.2126	132.1073	130.4007	126.9196
7	Hong Kong	Dollar	12.7174	12.6985	12.7245	12.9217	13.2087	13.2472	13.1275
8	I.M.F.	SDR	152.7428	151.9282	152.2646	153.0040	153.7461	152.8985	149.7642
9	India	Rupee	1.6618	1.6505	1.6447	1.6466	1.6844	1.6755	1.6563
10	Japan	Yen	0.9682	0.9645	0.9704	0.9720	0.9549	0.9531	0.8741
11	Kuwait	Dinar	350.5609	349.5088	349.9097	353.6401	357.7824	356.2795	350.1075
12	Malaysia	Ringgit	30.5113	30.5613	30.9624	31.5156	31.8403	31.4291	30.4018
13	Newzeland	Dollar	84.8648	84.8537	85.9952	84.3928	83.5295	81.0694	79.7754
14	Norway	Krone	16.5906	16.3080	15.9290	16.1499	16.1540	15.6933	14.9430
15	Oman	Riyal	256.3050	255.8793	256.4505	260.5614	266.1697	267.1820	264.5024
16	Qatar	Riyal	27.1080	27.0735	27.1242	27.5627	28.1551	28.2558	27.9803
17	Singapore	Dollar	78.7566	78.6521	79.3490	80.1959	81.0648	80.7105	78.5090
18	Sweden	Krona	15.0044	14.7260	14.4839	14.5123	14.3815	14.2137	13.7339
19	Switzerland	Franc	110.9855	109.8656	110.0846	109.9802	109.4509	108.0606	105.5734
20	Saudi Arabia	Riyal	26.2872	26.2470	26.2976	26.7017	27.2987	27.3946	27.1324
21	Thailand	Bhath							
22	Turkey	Lira							
23	U.A.E.	Dirham	26.8420	26.8017	26.8516	27.2560	27.8701	27.9786	27.7128
24	U.K.	Sterling (Pound)	166.0195	166.2752	168.5664	167.0683	166.9160	165.2493	160.3856
25	U.S.A.	Dollar	98.5947	98.4679	98.6543	100.0897	102.3424	102.7536	101.7874

Contd.

1.3 Exchange Rates Pak. Rupees in Terms of One Unit of Foreign Currency

S. No.	Country/ Organization	Currency	Dec, 2014	Jan, 2015	Feb, 2015	Mar, 2015	Apr, 2015	May, 2015
1	Australia	Dollar	83.1334	81.3465	78.9003	78.5801	78.5158	80.4124
2	Bahrain	Dinar	267.5589	267.3446	269.1468	270.1113	269.8818	269.0697
3	Canada	Dollar	87.4636	83.4048	81.0219	80.6988	82.2890	83.7223
4	China	Yuan	16.2792	16.1850	16.1915	16.3008	16.4115	16.4169
5	Denmark	Krone	16.7028	15.7483	15.4500	14.7874	14.7088	15.2381
6	E.M.U.	Euro	124.2046	117.0922	115.047	110.1936	109.6853	113.5369
7	Hong Kong	Dollar	13.0020	12.9880	13.0605	13.1185	13.1275	13.1382
8	I.M.F.	SDR	147.0766	143.2795	143.3639	141.0700	140.8527	143.0753
9	India	Rupee	1.6101	1.6242	NA	NA	NA	NA
10	Japan	Yen	0.8449	0.8507	0.8539	0.8454	0.8511	0.8437
11	Kuwait	Dinar	345.5934	342.6563	343.6149	341.0843	337.7510	337.733
12	Malaysia	Ringgit	28.9648	28.0866	28.1219	27.6728	28.0235	28.3095
13	Newzeland	Dollar	78.2086	76.9837	75.5010	75.8800	77.0460	75.2487
14	Norway	Krone	13.8512	13.1036	13.3432	12.7618	12.8813	13.5006
15	Oman	Riyal	262.0115	261.8129	263.5757	264.5088	264.3049	264.5546
16	Qatar	Riyal	27.7192	27.6921	27.8779	27.9761	27.9565	27.9845
17	Singapore	Dollar	76.6558	75.2834	74.7578	73.9032	75.3753	76.2984
18	Sweden	Krona	13.2260	12.4218	12.141	11.9339	11.762	12.2198
19	Switzerland	Franc	103.3284	106.9918	108.3337	103.8239	105.7196	109.2059
20	Saudi Arabia	Riyal	26.8668	26.8142	26.9963	27.1305	27.1209	27.1498
21	Thailand	Bhath		3.0798	3.1195	3.1237	3.1316	3.0392
22	Turkey	Lira		43.0815	41.0641	39.2744	38.4121	38.5462
23	U.A.E.	Dirham	27.4498	27.4116	27.5806	27.705	27.6929	27.72
24	U.K.	Sterling (Pound)	157.5266	152.5333	155.2163	152.4451	151.7945	157.4125
25	U.S.A.	Dollar	100.8234	100.6834	101.3651	101.7597	101.7004	101.8042

Note: Euro, a common currency of the 11 member countries of European Economic and Monetary Union (EMU) was introduced with effect from 1st January, 1999.

Source: State Bank of Pakistan.

2. CLIMATE

2.1 Temperature at Selected Stations

(In centigrade)

Stations	Murree		Rawalpindi/Islamabad		Jhelum		Lahore		Sargodha	
Height in meters above sea level	2167		507		232		213		187	
	Max.	Min.	Max.	Min.	Max.	Min.	Max.	Min.	Max.	Min.

Month:

Dec.2013	12.2	1.3	20.6	3.7	21.8	5.8	20.9	7.3	21.7	8.3
Jan. 2014	9.6	-1.0	18.8	2.0	20.6	4.1	19.2	6.2	20.4	6.2
Feb. 2014	7.6	0.9	19.3	5.7	20.9	7.7	20.3	8.0	21.1	7.2
Mar. 2014	10.6	3.1	21.9	10.5	25.5	23.5	25.2	12.5	25.4	13.9
Apr. 2014	17.0	8.6	28.5	13.9	31.4	16.9	32.1	17.9	31.4	17.4
May. 2014	21.5	11.8	40.0	25.0	35.9	21.6	32.1	17.9	42.0	28.3
Dec. 2014	12.9	0.8	20.8	3.8	20.8	-4.9	18.6	7.5	18.6	5.5
Jan. 2015	10.6	-0.2	18.6	3.0	18.6	6.8	16.6	7.7	16.8	6.2
Feb. 2015	10.3	1.7	20.3	7.2	22.9	9.2	22.6	11.6	22.7	11.0
Mar. 2015	12.5	4.5	22.5	10.4	N.R	N.R	25.1	14.4	24.7	14.0
Apr. 2015	18.1	9.6	28.5	15.3	31.2	18.5	32.7	20.8	32.9	20.5
May. 2015	22.8	13.5	34.6	18.1	37.2	21.7	39.1	26.3	39.8	26.4

Stations	Faisalabad		Multan		Bahawalpur		Hyderabad		Nawabshah	
Height in meters above sea level	183		122		116		40		37	
	Max.	Min.	Max.	Min.	Max.	Min.	Max.	Min.	Max.	Min.

Month:

Dec. 2013	21.5	7.1	21.7	8.1	22.9	8.5	25.8	12.4	26.2	8.6
Jan. 2014	19.9	4.4	20.6	5.5	20.4	5.6	22.6	9.2	23.5	5.5
Feb. 2014	19.8	7.3	21.9	8.9	22.5	8.5	25.2	13.0	24.3	9.6
Mar. 2014	25.5	13.0	26.8	14.3	27.5	13.7	40.0	18.0	31.9	15.1
Apr. 2014	32.7	18.5	34.5	20.1	35.6	20.0	38.5	12.6	40.0	21.1
May 2014	37.1	23.6	38.3	24.7	39.0	25.0	41.0	25.5	43.0	25.0
Dec. 2014	18.7	5.4	19.4	6.9	21.1	7.2	25.4	12.1	25.7	8.3
Jan. 2015	16.9	6.9	18.0	6.5	17.9	6.3	24.0	10.7	23.8	7.9
Feb. 2015	22.3	10.0	23.4	10.8	23.9	10.7	28.5	15.0	28.8	11.5
Mar. 2015	24.6	13.0	26.3	14.5	26.7	14.1	32.3	13.0	32.2	14.7
Apr. 2015	33.3	20.0	35.5	22.0	36.5	21.8	37.9	23.5	41.5	22.4
May 2015	39.3	24.6	40.6	28.3	40.3	25.4	41.5	26.5	45.0	25.7

Contd.

2.1 Temperature at Selected Stations

(In centigrade)

Stations	Jacobabad		Karachi A.P.		Peshawar		D.I.Khan		Saidu Sharif		Gilgit	
Height in meters above sea level	55		21		359		173		961		1459	
	Max.	Min.	Max.	Min.	Max.	Min.	Max.	Min.	Max.	Min.	Max.	Min.

Month:

Dec.2013	25.0	9.0	28.9	13.0	20.4	7.0	21.9	6.0	17.1	3.6	13.2	-2.0
Jan. 2014	22.6	6.5	25.5	9.9	19.5	5.3	21.3	3.7	15.7	2.5	10.4	-3.4
Feb. 2014	24.1	9.5	28.0	13.1	19.4	8.0	21.9	6.6	14.9	3.8	13.7	0.3
Mar. 2014	29.7	14.8	31.7	18.9	21.6	11.2	24.8	11.1	17.8	7.5	12.1	1.0
Apr. 2014	37.9	21.5	35.1	24.4	29.1	16.3	31.9	17.2	25.0	12.8	24.2	9.3
May 2014	41.9	25.9	35.9	27.0	33.9	21.3	37.6	21.7	29.8	15.9	35.2	14.1

Dec. 2014	23.5	7.4	28.5	13.3	20.8	4.9	19.5	3.0	17.0	2.1	12.6	-3.8
Jan. 2015	21.0	6.5	28.7	12.6	18.8	5.2	17.9	3.4	15.0	2.1	12.1	-2.7
Feb. 2015	23.7	11.7	27.9	15.9	20.7	8.9	22.5	8.0	16.1	5.2	14.6	0.7
Mar 2015	29.2	14.9	31.5	19.2	22.4	12.0	25.0	11.6	20.3	8.5	18.7	4.9
Apr. 2015	39.2	23.2	35.9	25.7	30.1	17.3	45.1	18.1	26.5	13.6	26.2	9.4
May 2015	44.1	29.0	36.0	27.7	35.6	22.0	39.7	22.6	31.6	17.3	29.0	12.6

Stations	Quetta (Samungli)		Zhub (Fortsandeman)		Khuzdar		Punjur		Dalbadin	
Height in meters above sea level	1600		1405		1231		980		848	
	Max.	Min.	Max.	Min.	Max.	Min.	Max.	Min.	Max.	Min.

Month:

Dec.2013	14.4	3.8	16.8	1.2	19.3	6.3	19.0	4.3	19.3	2.3
Jan. 2014	12.5	4.3	14.6	2.5	15.0	2.5	10.0	2.0	18.1	2.5
Feb. 2014	7.2	-0.7	14.4	1.1	17.3	3.0	16.3	3.0	17.1	2.1
Mar. 2014	18.0	3.1	19.5	6.8	24.0	9.3	24.0	10.2	26.3	8.1
Apr. 2014	25.5	8.6	26.7	14.0	35.0	18.1	32.8	18.3	34.9	15.5
May 2014	36.0	18.6	38.0	23.3	40.0	26.4	37.1	21.7	44.0	26.8

Dec.2014	14.8	-2.5	18.1	0.5	21.5	5.1	18.2	3.4	21.5	0.0
Jan. 2015	14.1	-1.6	15.5	0.3	20.1	4.0	19.0	3.2	20.0	3.2
Feb. 2015	16.1	4.3	17.8	4.1	22.4	8.5	22.4	8.5	22.0	8.5
Mar. 2015	18.0	6.0	20.7	7.1	24.0	11.1	26.0	9.4	26.0	10.0
Apr. 2015	26.5	11.0	28.7	14.7	30.2	18.6	35.0	18.2	36.0	18.1
May 2015	32.0	15.0	32.6	17.8	36.9	26.5	39.0	22.5	41.0	22.4

N.R = Not received

Source: Pakistan Meteorological Department, Karachi.

2.2 Rainfall at Selected Stations

Stations	(In millimeters)										
	Murree	Rawalpindi/ Islamabad	Jhelum	Lahore	Sargodha	Faisal- abad	Multan	Bahawal- pur	Hyder- abad	Nawab- shah	Jaco- abad
Height in meters above sea level	2167	507	232	213	187	183	122	116	40	37	55
Year/month											
2010	1681.6	849.0	771.0	541.0	602.0	545.0	285.0	226.0	214.0	343.0	152.0
2011	1442.2	1079.0	748.0	903.0	710.0	544.0	180.0	164.0	404.1	309.0	293.3
2012	1515.0	1076.0	717.0	527.0	368.0	366.0	239.0	183.0	121.0	182.0	486.0
2013	1451.0	1732.0	924.0	1109.0	362.0	378.0	157.0	148.0	74.0	86.0	345.0
2014	1509.2	1139.8	939.3	800.6	401.3	401.8	247.3	67.9	25.4	69.7	21.3
Dec. 2013	1.2	3.0	0.2	7.0	TR	0.0	0.0	0.0	0.0	0.0	0.0
Jan. 2014	33.8	6.0	2.2	4.0	TR	0.0	0.6	TR	0.0	0.0	TR
Feb. 2014	104.8	50.4	27.6	22.6	7.0	16.2	22.9	7.2	0.0	0.0	3.0
Mar. 2014	280.5	282.4	148.8	50.3	37.2	38.7	32.4	4.9	0.0	7.4	8.1
Apr. 2014	46.9	11.0	84.1	64.8	62.0	29.4	0.0	3.2	7.0	15.0	2.0
May 2014	151.1	31.0	73.5	50.1	31.0	5.0	66.7	21.6	0.0	31.6	1.0
Dec. 2014	0.0	0.0	0.0	0.0	0.0	0.0	0.0	0.0	0.0	0.0	0.0
Jan. 2015	42.0	33.2	30.6	19.9	14.5	16.2	1.4	TR	0.0	0.0	0.0
Feb. 2015	154.7	94.7	38.6	61.0	16.8	30.3	5.9	15.0	0.0	TR	1.0
Mar. 2015	235.3	286.1	N.R	141.8	145.9	67.8	67.0	46.9	TR	2.0	46.0
Apr. 2015	279.4	196.4	134.4	5.2	67.7	43.6	10.2	28.8	0.0	3.0	35.0
May 2015	74.2	30.2	20.0	31.7	3.8	23.6	10.7	26.2	TR	0.0	1.5

Contd.

2.2 Rainfall at Selected Stations

(In millimeters)										
Stations	Karachi Airport	Peshawar	D.I. Khan	Saidu Sharif	Gilgit	Quetta (Samungli)	Zhob (Fortsandeman)	Khuzdar	Punj-goor	Dalbadin
Height in meters above sea level	21	359	173	961	1459	1600	1405	1231	980	848

Year/month

2010	373.0	839.0	756.0	1465.1	214.6	102.0	279.0	159.0	54.0	20.0
2011	290.6	568.0	281.0	853.7	158.7	246.5	40.5	286.6	138.0	64.9
2012	152.0	480.0	450.0	803.0	110.0	410.0	47.0	167.0	33.0	160.0
2013	169.0	551.0	327.0	954.0	153.0	53.0	66.0	479.0	101.0	23.0
2014	30.7	326.3	249.7	658.1	78.2	97.0	173.7	201.9	61.8	17.3
Dec. 2013	0.0	1.0	0.3	1.2	0.0	0.0	0.0	0.0	0.0	0.0
Jan.2014	TR	3.0	TR	9.0	1.8	1.0	0.0	0.0	30.0	13.6
Feb. 2014	0.0	32.0	27.2	121.7	0.4	31.0	25.0	75.5	0.0	8.0
Mar. 2014	12.4	111.0	68.5	215.9	3.6	73.0	66.5	60.1	9.0	16.0
Apr. 2014	0.0	0.0	59.8	0.0	0.0	17.0	25.0	0.0	16.0	9.0
May 2014	1.3	20.0	8.0	95.1	40.0	0.0	0.0	0.0	0.0	44.0
Dec. 2014	0.0	0.0	0.0	0.0	0.0	0.0	0.0	0.0	0.0	0.0
Jan.2015	0.3	42.0	9.7	65.3	TR	11.0	26.0	9.8	13.0	6.0
Feb. 2015	2.1	72.0	17.2	148.8	13.2	32.8	33.2	9.6	16.0	11.0
Mar. 2015	2.8	111.0	69.8	135.5	6.1	55.1	21.0	29.0	6.0	11.0
Apr. 2015	0.0	110.5	39.8	165.3	19.0	17.0	22.0	0.0	6.0	0.0
May 2015	0.0	21.0	3.0	83.0	21.6	10.0	7.0	2.0	20.0	TR

Source: Pakistan Meteorological Department, Karachi.

N.R = Not received
 TR = Trace (Rainfall less than 0.1 mm)
 0.0 = No rainfall

3. ENERGY & MINING

3.1 Production of Crude Oil

Unit: Barrels

S.NO	COMPANY	Field	JUL,14	AUG,14	Sep ,14	Oct,14	Nov,14	Dec,14	Jan,15	Feb,15	Mar,15	Apr,15	May,15	Cummulative Total from July 2014
PUNJAB														
1	OGDCL	BHALSYEDAN	352	337	308	347	355	390	477	534	650	906	13523	18179
2		CHAK NAURANG	8215	8710	9040	8884	8720	8990	5370	4265	4680	5240	5270	77384
3		DAKHNI	27185	22015	12110	7220	29080	24675	20645	20105	31690	24470	30305	249500
4		DHODAK	1136	54	412	1201	1579	1701	1563	1432	1613	1532	1549	13772
5		FIMKASSAR	3379	3379	3270	3379	3270	3235	3193	2884	3193	3090	3193	35465
6		KAL	8041	7595	7581	3420	3801	3726	3747	3422	3299	3151	3315	51098
7		MISSAKISWAL	666	926	940	1447	5496	1895	892	869	937	822	830	15720
8		RAJIAN	64350	55770	47265	60390	56850	58475	56630	52420	48155	41475	43395	585175
9		SADKAL	1358	1449	1400	1415	1350	1709	1579	1459	1588	1486	1519	16312
10		TOOT	10634	10288	9945	10330	9988	10321	10550	9215	10168	9992	9917	111348
		Sub Total	125316	110523	92271	98033	120489	115117	104646	96605	105973	92164	112816	1173953
11	OPL	DHURNAL	3075	3093	3201	3281	3246	3496	3471	2813	3266	2680	1679	33301
12		RATANA	18761	18131	16880	16809	15746	15246	13597	11293	11104	9713	10369	157649
		Sub Total	21836	21224	20081	20090	18992	18742	17068	14106	14370	12393	12048	190950
13	POL	BALKASSAR	9960	10709	11178	11252	11588	12973	11835	11343	12542	12321	12059	127760
14		BELA	0	1011	85	0	0	0	0	0	0	0	0	1096
15		DHULIAN	4916	4800	4330	4922	4649	4586	4424	4161	4373	4432	4549	50142
16		KHAUR	158	149	152	159	152	184	193	164	182	151	151	1795
17		JOYAMIR	1135	1267	766	0	0	0	0	0	15	754	660	4597
18		MINWAL	0	0	0	2037	2413	2286	2363	1869	2137	1474	584	15163
19		MEYAL	9501	9877	9079	10190	9381	10262	10088	8933	10121	9496	9319	106247
20		PARIWALI	15863	15830	15105	15861	14643	16199	15465	13610	15510	14712	14331	167129
21		PINDORI	8111	7598	7126	9059	10571	8095	7899	7213	7500	9719	11567	94458
22		TURKWAL	976	870	799	849	816	820	793	715	805	775	802	9020
		Sub Total	50620	52111	48620	54329	54213	55405	53060	48008	53185	53834	54022	577407
23	MPCL	GHAURI	40905	26035	11992	36500	29117	21349	20694	18117	24825	23267	24540	277341
24		HALINI	0	24914	28267	35269	40943	43320	41593	36675	40124	37860	38722	367687
		Sub Total	40905	50949	40259	71769	70060	64669	62287	54792	64949	61127	63262	645028
25	PPL	ADHI	205611	201552	136735	202257	194250	206090	199727	179364	195749	186312	168465	2076112
		Sub Total	205611	201552	136735	202257	194250	206090	199727	179364	195749	186312	168465	2076112
26	Dewan	RODHO SALSABIL	3645	3572	3396	3512	3441	3324	3417	2991	3234	2917	2921	36370
		Sub Total	3645	3572	3396	3512	3441	3324	3417	2991	3234	2917	2921	36370
		TOTAL	447933	439931	341362	449990	461445	463347	440205	395866	437460	408747	413534	4699820
SINDH														
1	BHP	ZAMZAMA	30692	29742	26757	29759	24323	28952	24573	22075	23642	21731	22119	284365
		Sub Total	30692	29742	26757	29759	24323	28952	24573	22075	23642	21731	22119	284365
2	UEPL	AASSU	137074	129259	135284	140418	141459	161588	136023	145572	204319	189045	169851	1689892
3		ALI	433	635	195	212	262	345	371	363	399	261	284	3760
4		BIJORO	12118	9725	7833	6702	5251	4957	2583	1363	1783	2518	2795	57628
5		BHATI / NAKURJI	11	2	77	3	10	4	0	12	45		1	165
6		BUKHARI DEEP	70	39	0	0	0	14	7	27	10	8	0	175
7		BACHAL	2376	1792	1858	1452	1510	1407	1426	913	1511	1167	910	16322
8		BAKSH DEEP	3788	3780	2744	2638	1939	1901	2118	1294	1217	2763	3640	27822
9		DHANI	0	0	810	7378	3643	1957	395	3344	2683	372	1923	22505
10		DABHI (South)	2240	1943	1823	1977	1667	1395	1517	3055	399	3054	1760	20830
11		DABHI (North)	4351	4069	3602	3865	3467	3578	3666	1643	3509	523	2956	35229
12		DUPHRI	273	618	301	155	326	1423	918	572	57		0	4643
13		GHUNGRO	2605	1715	3670	3951	3177	3479	3763	3381	3166	3436	3460	35803
14		GHARO	4931	7371	5643	5364	5798	4667	4945	4047	2805	3032	3441	52044
15		GOLARCHI							3				0	3
16		HALIPOTA	5278	4880	5080	4964	4584	4516	2644	3316	2798	2411	3446	43917
17		JABO	6215	6629	6437	6579	6005	5939	5760	6771	5838	4950	5634	66757
18		JAGIR	1856	2359	2388	1980	3118	1322	1133	1999	1790	1865	1237	21047
19		JARAR DEEP	6112	7171	8391	4748	5278	6661	10636	7787	9807	5781	660	73032
20		JOGWANI	70	147	44	389	476	744	940	350	331	760	477	4728
21		JHABERI SOUTH	2093	1445	1697	1269	2112	1454	1491	1074	1037	1673	1522	16867
22		JAN	0	0	0	0	0	0	0	0	710	214	0	924
23		KAMAL NORTH 1	7414	8211	8092	8310	7112	13144	8651	5345	11571	39005	28088	144943
24		KHASKELI	6634	6152	5856	5416	6104	5770	6299	4916	7001	5965	5972	66085

Contd.

3.1 Production of Crude Oil

Unit: Barrels

S.NO	COMPANY	Field	JUL,14	AUG,14	Sep ,14	Oct,14	Nov,14	Dec,14	Jan,15	Feb,15	Mar,15	Apr,15	May,15	Cummulative Total from July 2014
25		KHASKELI DOWN THROWN	709	776	743	667	535	645	787	644	874	759	689	7828
26		KHOREWAH	2584	2865	2886	2920	4222	2586	2791	2544	2691	2935	2764	31788
27		KOLI	3612	3341	2913	3619	4043	646	796	2049	1958	1170	1027	25174
28		KORAI	0	0	0	0	1029	21983	21018	14098	12988	26352	25146	122614
29		LAGHARI	3292	3371	3350	3451	3388	3323	3197	2646	2554	1531	41	30144
30		LODANO	6412	6194	4806	2929	2571	2857	2278	2039	2366	1555	4850	38857
31		LODANO DEEP	20312	16492	13228	12697	12092	11144	9142	7386	8493	7633	6963	125582
32		LIARI DEEP						150			0	71	73	294
33		LIMU	0	0	0	0	0	0	609	47	17	0		673
34		MAZARI	9485	9439	8851	8630	9100	9745	9339	8987	9559	9434	9455	102024
35		MALAH	174	0	64	0	0	0	0	0			0	238
36		MAKDUMPUR	3307	1847	1660	821	921	1695	1462	1280	1417	776	1235	16421
37		MEYUN ISMAIL DEEP	200	265	156	195	297	80	110	212	159	211	205	2090
38		MEYUN ISMAIL	1070	894	832	828	1339	563	546	994	820	972	1084	9942
39		MANSOORA DEEP	0	0	0	0	0	77	0	0	0		0	77
40		MOHANO	2559	2360	2256	2100	2291	2091	2272	1601	2696	1906	1700	23832
41		MURID	60722	57562	57544	47040	36498	32817	31385	25715	20941	23144	20627	413995
42		MUBAN	9031	8920	8501	8380	9268	7646	9016	8154	4939	5967	7409	87231
43		MISSRI	1873	1949	2090	1481	1667	1441	2001	1737	1908	2097	937	19181
44		NAIMAT BASAL	0	0	0	0	0	5360	13599	12119	5329	2890	2907	42204
45		NAIMAT WEST	14177	16146	13627	10752	11048	10185	10589	7970	9639	7187	9194	120514
46		NORTH AKRI	2273	2533	2610	4177	1990	2438	2008	1658	1609	1695	1502	24493
47		NANDO	0	0	0	0	0	0	0		26	46	0	72
48		PANIRO	3489	4915	3718	2468	2441	3068	3464	3039	1465	2261	2957	33285
49		PIARO DEEP	185	129	129	128	191	468	562	137	335	186	543	2993
50		RAHIM NORTH	41984	32337	25934	26124	24889	22718	21509	19097	19936	11137	1379	247044
51		RAHIM 1X	0	0	0	0	0	0	0	0			11525	11525
52		RAHIM 2X	0	0	0	0	0	0	0	0			7545	7545
53		SAKHI	3729	4380	3919	4136	5293	2000	2360	3295	3182	3858	3918	40070
54		SAMAN										3858	1914	5772
55		SALAMAT											259	259
56		SAKHI DEEP	152	149	293	216	152	20	55	104	68	86	53	1348
57		SAKHI SOUTH DEEP	143	199	81	47	132	64	63	70	35		0	834
58		SONRO	43656	40833	46131	70492	59005	56385	52901	54292	58184	46029	37909	565817
59		SOUTH BUZDAR	507	578	563	439	356	271	229	49	0		0	2992
60		SOUTH BUZDAR DEEP	13705	17736	19183	17146	18201	15429	15505	13553	16070	13907	13430	173865
61		SOUTH MAZARI	10403	10979	10304	10204	9558	9678	9443	8642	9622	9163	9413	107409
62		SOHRAB DEEP	3929	7753	11691	12560	13807	16307	15647	13048	13487	11812	8987	129028
63		SOUTH MAZARI DEEP	17035	17104	14976	15661	14558	14720	14701	14173	16152	15172	15283	169535
64		SHEIKHANO	7515	6337	5629	5352	4643	4489	4109	3457	3373	3098	3074	51076
65		SHEIKHANO DEEP	4710	4220	4255	3708	2608	2069	2303	1747	2184	1674	1647	31125
66		SUMAR DEEP	14162	19518	24562	23465	24793	25667	25419	19198	22313	6019	12351	217467
67		SUTIARI DEEP	4170	1573	220	430	1267	1674	6391	6326	5654	2899	2366	32970
68		SUHRAT	0	0	481	320	155	0	28	0	0		0	984
69		SALEH	0	0	0	33900	30412	24013	20316	31637	38034	45558	44770	268640
70		THEBO	13805	10721	8696	6879	4886	5837	4911	4663	4740	2464	80	67682
71		THARO											115	115
72		TAJEDI	2609	2884	2289	27	0	1763	2634	1994	1867	2034	1790	19891
73		TANDO GHULAM ALI	644	598	512	617	600	606	653	594	633	474	335	6266
74		TANGRI	2798	2712	2722	2762	3398	1130	1501	2368	2016	2631	2079	26117
75		TANGRI DEEP	283	387	407	297	760	136	253	582	126	310	164	3705
76		TURK DEEP	1408	1414	1065	1470	1970	2191	1930	3778	3438	1729	1526	21919
77		TURK	2936	2251	2376	2750	686	2466	2560	2140	1596	1827	1990	23578
78		UMER	0	0	0	0	0	0	0	0	19658	16447	12718	48823
79		ZAUR	6327	6385	5024	5430	3975	6827	4828	4487	5431	5646	5991	60351
		Sub Total	548018	528988	523102	565485	534333	563583	532050	512056	603398	577430	541976	6030419
80	OGDCL	BOBI	37865	37670	28910	29615	35040	34540	34720	28580	27600	23990	20300	338830
81		BALUCH	11171	10920	3121	7060	6835	2670	0	0	0	0	0	41777
82		CHAK 2	8710	9560	5690	10280	11465	10715	10410	5370	1464	0	0	73664
83		CHAK 7A	1240	1240	1767	1895	1950	1725	1705	1190	1500	785	790	15787
84		CHAK 66 NE	0	0	0	0	0	9200	17160	9895	3660	0	0	39915
85		CHAK 63	0	0	0	0	0	0	0	0	7840	8760	7253	23853

Contd.

3.1 Production of Crude Oil

Unit: Barrels

S.NO	COMPANY	Field	JUL,14	AUG,14	Sep,14	Oct,14	Nov,14	Dec,14	Jan,15	Feb,15	Mar,15	Apr,15	May,15	Cummulative Total from July 2014
86		HAKEEM DAHO	0	0	0	0	0	0	0	0	10570	20185	18662	49417
87		NIM	0	0	0	0	0	1095	5260	3225	3005	2150	2140	16875
88		NUR BAGHLA	2880	2986	2690	2717	2655	2750	2695	2265	2375	2130	2015	28158
89		JAKHRO	7800	8960	4325	7185	6344	5390	5100	4680	5800	7195	5740	68519
90		JARWAR	0	0	0	0	690	0	0	0	0	1910	10940	13540
91		KUNNAR	100885	93765	95052	101315	106970	109549	105654	93617	101166	97514	100095	1105582
92		KUNNAR PASAKHI DEEP	35085	33973	29250	30483	32825	33585	29906	27775	30234	31385	32215	346716
93		LASHARI CENTRE	18295	18370	18005	19285	17835	20490	22500	20645	22715	22030	22745	222915
94		MISSAN	4530	4610	4420	4570	4420	4570	4610	4120	4570	4415	3440	48275
95		MOLLAN N	2460	2440	2380	2440	2380	2440	2460	2205	2440	2380	2440	26465
96		PASAKI	104390	104245	97570	86460	96560	100105	99850	91110	106490	101705	105455	1093940
97		PASAKI N	23440	8935	21675	20740	9850	8115	0	3785	11545	13430	14070	135585
98		PASAKI NORTH EAST	9085	24485	8785	8985	8635	9060	8995	8100	8935	8845	9010	112920
99		PALI DEEP	0	0	0	0	0	0	0	0	0	0	0	3050
100		QADIR PUR	21100	21390	21310	16745	20255	19795	20195	18920	22575	21110	19950	223345
101		SONO	31770	31665	29580	29100	23920	18700	21975	20670	22870	19475	22185	271910
102		TANDO ALAM	21305	21345	20675	19080	16550	17215	17940	16565	18220	18205	20035	207135
103		THORA	21515	21410	19745	19255	18875	19280	15790	12495	13570	13355	13510	188800
		Sub Total	463526	457969	414950	417210	424054	430989	426925	375212	429144	420954	436040	4696973
104	PPL	ADAM	5077	5329	4032	4867	4634	4789	4891	4404	5359	5221	5316	53919
105		KANDH KOT	221	268	246	598	504	592	1186	779	422	376	337	5529
106		KINZA	0	0	0	0	0	0	0	0	0	0	271	271
107		MAZARANI	369	626	452	459	358	513	646	370	344	353	437	4927
		Sub Total	5667	6223	4730	5924	5496	5894	6723	5553	6125	5950	6361	64646
108	OMV	LATIF	956	1125	1235	1287	1407	1701	1561	1318	1502	1425	1726	15243
109		MIANO	902	923	482	758	665	387	771	752	1012	631	1051	8334
		Sub Total	1858	2048	1717	2045	2072	2088	2332	2070	2514	2056	2777	23577
110	MPCL	MARI	2261	2110	1572	1530	1944	1539	1575	1786	1803	2411	2681	21212
111		SUJJAL											0	0
112		SUJAWAL	2173	1966	2070	2063	1887	1970	2364	2704	2889	2890	3207	26183
		Sub Total	4434	4076	3642	3593	3831	3509	3939	4490	4692	5301	5888	47395
113	Eni(Pak)	BHIT	9087	9739	7624	10246	8279	9586	9778	10243	12188	8834	9564	105168
114		BADHRA	0	0	0	0	654	1455	1530	1519	1629	1074	1283	9144
115		KADANWARI	932	912	438	1079	880	540	540	790	1139	587	771	8608
		Sub Total	10019	10651	8062	11325	9813	11581	11848	12552	14956	10495	11618	122920
116	OMV Maurice	MEHAR	86320	84790	90348	90077	76098	70865	68083	59541	55931	42813	61702	786568
117		SAQIB	377	441	361	412	451	588	534	98	337	318	307	4224
		Sub Total	86697	85231	90709	90489	76549	71453	68617	59639	56268	43131	62009	790792
		TOTAL	1150911	1124928	1073669	1125830	1080471	1118049	1077007	993647	1140739	1087048	1088788	12061087
		KHYBER .P.K												0
1	OGDCL	CHANDA	62695	61510	57835	54551	60450	63675	55500	52790	51595	48200	48635	617436
2		NASPHA	600701	598222	586779	661265	659621	677464	669096	595345	649595	622640	637308	6958036
3		MELA	55340	59875	59865	66075	61380	62010	64890	62090	60180	68850	64750	685305
		Sub Total	718736	719607	704479	781891	781451	803149	789486	710225	761370	739690	750693	8260777
4	MOL	MANZALAI	25135	25437	22549	28256	26355	23172	29315	21383	26000	24187	24032	275821
5		MAMIKHEL	43649	44032	37361	36904	39716	41710	32242	29887	32526	28645	29571	396243
6		MARAMZAI	117298	118933	116146	116435	110714	110503	111541	100954	109562	104996	105483	1222565
7		MAKORI	2674	2182	2100	1960	1800	1771	2942	2697	2588	2088	1690	24492
8		MAKORI EAST	456767	470596	470281	384830	465451	450987	464093	416104	431241	439700	381846	4831896
		Sub Total	645523	661180	648437	568385	644036	628143	640133	571025	601917	599616	542622	6751017
		TOTAL	1364259	1380787	1352916	1350276	1425487	1431292	1429619	1281250	1363287	1339306	1293315	15011794
		BALUCHISTAN												
1	OGDCL	UCH	1349	1069	970	791	1071	1376	1102	914	1365	1543	1651	13201
		Sub Total	1349	1069	970	791	1071	1376	1102	914	1365	1543	1651	13201
2	MPCL	ZARGHUN SOUTH	0	0	0	325	472	240	771	778	675	475	399	4135
		Sub Total	0	0	0	325	472	240	771	778	675	475	399	4135
3	PPL	SUI	595	744	1194	1602	1611	2531	3305	1974	1932	1649	1321	18458
		Sub Total	595	744	1194	1602	1611	2531	3305	1974	1932	1649	1321	18458
		TOTAL	1944	1813	2164	2718	3154	4147	5178	3666	3972	3667	3371	35794
		GRAND TOTAL	2965047	2947459	2770111	2928814	2970557	3016835	2952009	2674429	2945458	2838768	2799008	31808495

3.2 Production of Natural Gas

(MCFT)

COMPANY	Field	JUL,14	AUG,14	Sep,14	Oct,14	Nov,14	Dec,14	Jan,15	Feb,15	Mar,15	Apr,15	May,15	Cummulative Total from July 2014
PUNJAB													
OGDCL	DAKHNI	1252.09	1202.51	677.66	597.15	907.65	1092.85	1055.19	981.60	1026.19	939.12	1251.46	10983.47
	BAHU	652.20	601.63	486.97	447.12	415.00	365.03	340.12	308.76	326.45	296.58	299.96	4539.82
	FIMKASSAR	3.41	3.41	3.30	3.41	3.30	3.29	3.26	2.94	3.26	3.15	3.26	35.99
	DHODAK	125.70	118.50	105.00	114.30	111.00	114.70	114.70	103.60	114.70	108.50	110.80	1241.50
	KAL	2.26	2.10	2.10	1.00	0.00	0.00	0.00	0.00	0.00	0.00	0.00	7.46
	MISSAKISWAL	3.62	3.61	3.38	4.85	11.74	5.91	3.35	2.89	3.14	3.69	3.47	49.65
	NANDPUR/PANJPIR	267.62	260.55	255.97	262.16	172.55	266.40	278.60	254.58	286.24	284.59	300.82	2890.08
	RAJIN	23.98	23.10	19.67	20.16	18.34	20.07	21.79	20.66	23.20	22.96	24.53	238.46
	SOGHRI	0	0	0	0	0	0	0	0	111.69	15.64	376.20	503.53
	TOOT	25.13	24.11	23.53	23.85	20.84	24.81	24.87	23.84	26.05	26.34	26.39	269.76
	SADKAL	52.62	53.68	50.22	45.17	50.07	52.92	54.27	49.22	55.15	51.50	53.64	568.46
	SUB TOTAL	2408.63	2293.20	1627.80	1519.17	1710.49	1945.98	1896.15	1748.09	1976.07	1752.07	2450.53	21328.18
OPL	DHURNAL	16.36	14.07	14.37	14.03	13.54	13.82	13.12	11.14	12.89	11.10	7.27	141.71
	RATANA	297.91	284.38	264.00	258.79	236.72	226.85	206.23	173.55	172.04	150.45	164.64	2435.56
	SUB TOTAL	314.27	298.45	278.37	272.82	250.26	240.67	219.35	184.69	184.93	161.55	171.91	2577.27
POL	BALKASSAR	1.42	1.75	1.86	1.95	2.00	2.20	2.01	1.89	2.10	2.06	2.00	21.24
	BELA	39.66	13.70	9.23	0.00	0.00	0.00	0.00	0.00	0.00	0.00	0.00	62.59
	DHULIAN	72.85	72.85	61.86	72.85	70.24	72.77	72.46	65.80	72.78	70.50	72.85	777.81
	MEYAL	83.68	83.76	71.82	84.66	82.18	85.38	83.77	75.32	83.01	82.10	82.47	898.15
	PARIWALI	202.49	202.66	187.46	203.32	182.61	182.02	182.80	164.94	181.94	181.37	180.50	2052.11
	PINDORI	20.96	19.96	18.44	24.10	32.24	26.04	20.44	21.14	21.47	26.95	35.58	267.32
	TURKWAL	1.55	1.55	1.50	1.55	1.50	1.55	1.55	1.40	1.55	1.50	1.55	16.75
	SUB TOTAL	422.61	396.23	352.17	388.43	370.77	369.96	363.03	330.49	362.85	364.48	374.95	4095.97
PPL	ADHI	1291.49	1293.51	934.35	1315.00	1284.00	1336.48	1330.22	1183.00	1326.98	1264.00	1267.00	13826.03
	SUB TOTAL	1291.49	1293.51	934.35	1315.00	1284.00	1336.48	1330.22	1183.00	1326.98	1264.00	1267.00	13826.03
MPCL	HALINI	0.00	21.97	27.10	32.95	37.01	39.96	38.01	25.98	24.50	27.62	28.29	303.39
	SUB TOTAL	0.00	21.97	27.10	32.95	37.01	39.96	38.01	25.98	24.50	27.62	28.29	303.39
DEWAN	RODHO(SALSABIL)	517.79	503.01	485.77	487.84	461.09	456.89	446.10	412.59	448.87	427.38	430.14	5077.47
	SUB TOTAL	517.79	503.01	485.77	487.84	461.09	456.89	446.10	412.59	448.87	427.38	430.14	5077.47
	TOTAL	4954.79	4806.37	3705.56	4016.21	4113.62	4389.94	4292.86	3884.84	4324.20	3997.10	4722.82	47208.31
SINDH													
BHP	ZAMZAMA	6423.00	6209.00	5550.00	6229.00	5924.00	5537.00	5530.00	4716.00	5029.00	4566.04	4634.00	60347.04
	SUB TOTAL	6423.00	6209.00	5550.00	6229.00	5924.00	5537.00	5530.00	4716.00	5029.00	4566.04	4634.00	60347.04
UEPL	ALI	86.53	87.62	82.92	85.28	84.11	86.35	85.17	74.92	82.18	81.41	81.11	917.60
	AASSU	14.66	13.28	13.62	12.88	13.24	17.54	14.82	15.15	20.85	19.71	23.18	178.93
	BHATTI/NAKURJI	24.22	22.44	22.11	22.18	20.68	22.42	28.05	31.63	25.12	21.83	22.08	262.76
	BAQAR DEEP	0.31	0.00	0.00	0.00	0.00	0.00	0.00	0.00	0.00	0.00	0.00	0.31
	BUKHARI DEEP	60.64	56.61	40.51	42.77	37.89	36.75	35.73	28.83	25.57	22.77	31.91	419.98
	BACHAL	9.93	5.31	6.71	7.75	8.74	6.21	3.49	2.06	3.10	2.20	1.22	56.72
	BAKSH DEEP	638.68	687.12	550.56	447.44	405.68	357.43	358.20	319.56	327.49	369.60	367.73	4829.49
	BIJORO	1.89	1.89	1.52	1.39	1.27	1.11	0.96	0.72	0.98	0.87	1.12	13.72
	DABHI SOUTH	8.82	11.35	15.74	18.23	17.98	14.12	13.81	10.41	17.41	18.05	15.32	161.24
	DABHI NORTH	2.07	2.28	1.95	0.89	1.89	1.65	1.65	0.77	0.26	0.36	1.40	15.17
	DHANI	0.00	0.00	0.84	12.52	14.96	9.25	3.56	3.43	4.23	0.50	3.68	52.97
	DUPHRI	57.05	69.03	62.91	60.80	55.75	53.62	44.48	29.17	20.88	19.21	13.99	486.89
	FATEH SHAH NORTH	40.38	35.15	30.64	27.17	22.51	15.77	22.09	16.19	6.28	16.17	9.41	241.76
	GHUNGRO	2.41	1.29	3.05	3.29	2.75	2.67	2.62	2.24	2.55	2.51	2.55	27.93
	GHARO	0.75	0.98	0.75	0.84	0.86	0.85	0.82	0.76	0.83	0.80	0.86	9.10
	GOLARCHI	12.46	12.67	12.26	13.09	12.09	12.25	8.28	8.73	8.09	5.43	10.86	116.21
	HALIPOTA	19.87	16.53	19.96	21.67	20.39	17.51	9.18	8.10	6.70	3.96	11.29	155.16
	HAIDER DEEP	3.19	0.65	8.19	0.00	7.20	6.95	3.18	6.00	2.61	2.70	0.82	41.49
	JABO	11.67	11.34	12.78	11.01	8.41	9.12	8.38	7.45	8.10	7.78	8.01	104.05
	JARAR DEEP	290.90	290.04	280.81	288.27	263.67	296.78	417.38	377.35	421.92	277.23	40.09	3244.44
	JHABERI SOUTH	1.83	1.70	1.32	1.25	0.97	0.93	1.05	0.87	1.19	1.22	1.33	13.66
	JOGWANI	50.67	41.58	33.99	32.54	27.04	21.03	21.44	21.77	18.81	16.36	11.28	296.51
	JAGIR	1.18	1.10	0.96	1.45	1.33	1.27	1.56	1.50	1.85	0.64	0.95	13.79
	JALAL	0.00	0.04	0.00	0.00	0.00	0.00	0.00	0.00	0.00	0.00	0.00	0.04

Contd.

3.2 Production of Natural Gas

(MCFT)

COMPANY	Field	JUL,14	AUG,14	Sep,14	Oct,14	Nov,14	Dec,14	Jan,15	Feb,15	Mar,15	Apr,15	May,15	Cummulative Total from July 2014
	KATO	2.53	1.87	0.91	0.82	0.59	0.51	0.54	0.56	0.96	1.06	1.08	11.43
	KAMAL NORTH -1	38.34	32.83	27.96	31.45	30.70	44.00	45.07	41.04	47.90	119.69	103.85	562.83
	KAUSAR	80.31	75.01	75.29	75.50	75.79	83.27	74.37	55.85	59.96	61.99	58.24	775.58
	KHASKHELI	6.60	6.20	5.98	6.58	6.48	6.93	6.72	5.59	6.36	6.22	6.34	70.00
	KHASKHELI DOWN THR	0.66	0.65	0.46	0.45	0.44	0.50	0.71	0.62	0.70	0.64	0.67	6.50
	KHOREWAH	212.78	214.17	186.69	204.58	193.36	182.92	176.05	174.79	191.26	181.51	184.33	2102.44
	KHOREWAH DEEP	24.66	14.30	22.57	29.07	22.85	21.48	15.16	8.34	0.50	0.56	5.06	164.55
	KOLI	5.33	0.64	6.11	8.32	7.34	4.94	3.84	7.72	6.74	6.35	4.70	62.03
	KORAI	0.00	0.00	0.00	0.00	204.24	822.27	931.36	789.41	750.04	816.23	834.95	5148.50
	LAGHARI	5.02	5.28	5.07	5.16	4.95	4.61	4.33	3.45	2.62	2.21	0.06	42.76
	LODANO	53.75	52.33	40.92	35.47	30.68	23.55	19.80	20.73	23.72	204.03	304.76	809.74
	LODANO DEEP	41.64	27.19	23.19	25.83	22.24	22.20	15.39	13.92	15.56	30.20	14.61	251.97
	LIARI	3619.00	0.00	0.00	0.00	0.00	0.00	0.00	0.00	0.00	0.00	0.00	3619.00
	LIARI DEEP	0.00	1.04	0.00	0.00	0.00	0.00	14.37	0.00	11.18	10.07	5.63	42.29
	LIMU	0.00	0.00	0.00	0.00	0.00	0.00	0.00	101.79	171.17	35.97	0.00	308.93
	MAKHDUM PUR	24.93	26.94	26.24	34.36	37.03	27.01	29.95	24.69	17.45	8.28	35.31	292.19
	MAKHDUM PUR DEEP	7.75	8.28	6.88	5.57	5.04	6.07	6.08	6.64	4.88	6.97	4.75	68.91
	MAZARI	5.26	7.77	6.32	3.24	8.77	5.83	7.61	3.27	4.96	5.80	5.88	64.71
	MATLI	3.18	3.21	0.00	0.00	0.00	0.00	0.00	4.68	2.68	1.58	3.51	18.84
	MALAH	0.30	0.02	0.00	0.00	0.00	0.00	0.00	0.00	0.00	0.00	0.00	0.32
	MEWA	11.47	11.35	6.18	8.13	6.38	2.54	0.00	0.00	0.00	0.00	0.00	46.05
	MEYUN ISMAIL DEEP	25.24	24.10	22.15	22.80	18.07	10.74	11.70	11.23	19.09	29.67	27.53	222.32
	MISSRI	3.72	3.65	3.35	3.64	3.49	3.65	3.60	3.50	4.42	4.40	2.82	40.24
	MOHANO	1.27	1.23	1.23	1.27	1.12	1.04	1.25	1.05	1.28	1.16	1.14	13.04
	MUBAN	1.89	2.48	2.48	3.26	2.68	3.08	2.82	2.57	2.17	2.05	1.56	27.04
	MURID	28.79	22.30	15.00	11.97	9.50	8.82	8.45	8.02	8.96	8.31	7.82	137.94
	NAIMAT BASAL	157.45	133.85	132.76	122.95	118.54	83.72	190.44	174.16	162.36	61.55	136.93	1474.71
	NAIMAT BASAL 2X	0.00	0.00	0.00	0.00	0.00	0.00	0.00	0.00	0.00	0.00	29.83	29.83
	NAIMAT WEST	1416.54	1746.97	1464.45	1218.48	964.73	1076.27	1166.55	1127.27	1336.18	1167.97	1331.36	14016.77
	NANDO	33.63	31.48	17.31	15.13	14.48	14.72	13.25	9.52	7.04	5.54	3.63	165.73
	NURPUR DEEP	36.98	34.76	31.47	36.14	33.98	32.25	30.06	28.28	29.87	27.88	28.81	350.48
	NORTH AKRI	0.83	0.80	0.79	0.87	0.81	0.76	0.64	0.46	0.26	0.22	0.24	6.68
	PANIRO	4.45	3.72	3.82	3.42	3.77	4.57	4.54	3.37	2.38	2.66	1.98	38.68
	PIARO DEEP	26.50	24.93	21.73	21.68	16.78	17.18	16.21	11.98	12.12	8.90	20.16	198.17
	PIR	0.00	0.03	0.06	0.08	0.00	0.21	0.00	0.00	0.00	0.00	0.00	0.38
	QASIM DEEP	145.03	147.30	154.66	147.14	142.87	142.27	136.46	116.71	121.38	103.60	99.31	1456.73
	RAHIM NORTH	108.77	108.34	120.62	124.41	122.21	118.89	123.19	101.78	115.93	95.88	28.00	1168.02
	RAHIM 1X	0.00	0.00	0.00	0.00	0.00	0.00	0.00	0.00	0.00	0.00	66.85	66.85
	RAHIM 2X	0.00	0.00	0.00	0.00	0.00	0.00	0.00	0.00	0.00	0.00	11.56	11.56
	RAJANI	0.00	0.00	0.00	0.00	0.00	5.08	0.00	0.00	0.00	0.58	1726.89	1732.55
	RAGNI DEEP	18.07	18.80	18.96	19.83	19.27	19.83	20.06	17.89	19.81	17.95	17.34	207.81
	SALEH	0.00	0.00	0.00	32.25	24.95	18.40	18.68	23.25	62.50	56.13	67.29	303.45
	SAKHI DEEP	31.61	31.80	29.70	31.53	22.73	24.34	23.62	22.51	28.83	33.65	34.23	314.55
	SAKHI SOUTH DEEP	26.00	22.16	12.95	9.67	5.81	5.28	6.63	5.47	4.59	1.45	1.26	101.27
	SAMAN	0.00	0.00	0.00	0.00	0.00	0.00	0.00	0.00	0.00	8.74	6.93	15.67
	SALAMAT	0.00	0.00	0.00	0.00	0.00	0.00	0.00	0.00	0.00	0.00	885.86	885.86
	SONRO	33.02	25.97	27.25	36.35	55.44	57.59	54.66	47.95	45.82	44.37	45.32	473.74
	SOUTH MAZARI	6.46	9.01	6.70	3.34	6.40	5.06	7.98	3.43	5.12	5.44	6.43	65.37
	SOUTH MAZARI DEEP	114.18	85.09	36.50	8.85	17.21	22.69	23.75	22.09	28.05	22.64	22.24	403.29
	SOHRAB DEEP	1197.01	1680.71	3641.68	4484.43	5011.13	4771.23	4293.57	3558.97	3739.42	3300.38	3113.87	38792.40
	SUMAR DEEP	684.03	636.07	508.11	407.32	302.89	344.11	309.55	254.84	213.52	142.37	216.07	4018.88
	BUZDAR SOUTH	6.54	6.64	6.99	8.01	7.68	6.56	7.12	2.83	0.00	0.00	0.00	52.37
	BUZDAR SOUTH DEEP	344.82	396.79	388.14	375.71	322.72	287.21	318.30	274.95	300.49	278.86	273.14	3561.13
	SHEIKHANO	8.47	5.09	6.65	8.61	6.89	4.48	4.66	22.06	23.02	20.90	9.41	120.24
	SHEIKHANO DEEP	3.45	2.15	1.40	1.75	0.85	0.43	0.44	0.38	0.41	0.57	0.41	12.24
	SUTIARI DEEP	1134.77	797.19	131.45	358.61	701.10	1009.99	1249.12	1026.30	969.95	555.27	623.51	8557.26
	SUHRAT	0.00	15.35	61.90	11.21	19.75	0.99	47.18	38.81	36.03	32.66	39.39	303.27

Contd.

3.2 Production of Natural Gas

(MCFT)

COMPANY	Field	JUL,14	AUG,14	Sep,14	Oct,14	Nov,14	Dec,14	Jan,15	Feb,15	Mar,15	Apr,15	May,15	Cummulative Total from July 2014
PEL	BADAR	384.85	383.93	345.94	382.46	374.85	383.92	381.87	342.78	344.57	357.38	373.95	4056.50
	BLOCK-22	187.58	187.84	152.25	130.42	142.51	144.06	229.22	234.49	264.66	249.52	253.71	2176.26
	SUB TOTAL	572.43	571.77	498.19	512.88	517.36	527.98	611.09	577.27	609.23	606.90	627.66	6232.76
HYCARBEX	HASEEB	359.11	270.37	141.25	94.19	147.51	128.42	78.65	47.83	15.06	12.32	2.99	1297.70
	SUB TOTAL	359.11	270.37	141.25	94.19	147.51	128.42	78.65	47.83	15.06	12.32	2.99	1297.70
POGC	REHMAN	313.24	312.12	300.66	317.84	293.42	301.20	299.22	265.85	293.64	285.01	291.16	3273.36
	SUB TOTAL	313.24	312.12	300.66	317.84	293.42	301.20	299.22	265.85	293.64	285.01	291.16	3273.36
OMV MAURICE	SAQIB	157.98	152.45	139.42	135.88	140.00	138.92	129.87	59.87	135.24	125.70	123.36	1438.69
	MEHAR	970.91	1009.04	1067.59	1119.87	978.99	944.53	902.83	815.69	788.81	622.20	982.77	10203.23
	SUB TOTAL	1128.89	1161.49	1207.01	1255.75	1118.99	1083.45	1032.70	875.56	924.05	747.90	1106.13	11641.92
	TOTAL	86881.56	85625.23	79767.27	81520.05	80971.39	83834.36	84441.90	74876.91	83122.59	78610.45	83244.74	902896.45
K.P.K													
OGDCL	CHANDA	127.65	127.98	115.28	121.40	132.00	116.61	116.32	102.43	108.71	100.71	97.00	1266.09
	NASHPA	2253.35	2225.12	2200.60	2472.40	2497.32	2609.70	2602.65	2339.34	2584.51	2466.11	2599.73	26850.83
	MELA	314.14	317.23	327.09	323.53	312.14	311.47	328.38	275.57	294.06	328.23	325.64	3457.48
	SUB TOTAL	2695.14	2670.33	2642.97	2917.33	2941.46	3037.78	3047.35	2717.34	2987.28	2895.05	3022.37	31574.40
MOL	MAKORI	86.60	86.23	69.58	62.75	61.37	62.90	64.31	58.73	60.76	52.52	43.37	709.12
	MAKORI EAST	1817.07	1700.48	1959.65	1662.00	1990.14	2010.28	2155.71	1960.86	2040.98	2121.84	1917.65	21336.66
	MAMIKHEL	1089.01	1091.44	1160.20	989.46	1004.59	1046.42	1035.00	959.16	1051.42	977.09	985.60	11389.39
	MANZALAI	1964.34	1957.21	1792.75	2263.49	2408.22	2348.83	2284.00	1962.63	2161.40	2012.36	1929.70	23084.93
	MARAMZAI	3170.23	3212.94	3049.18	3046.82	2846.86	2940.30	2969.68	2674.23	2911.47	2825.38	2841.98	32489.07
	SUB TOTAL	8127.25	8048.30	8031.36	8024.52	8311.18	8408.73	8508.70	7615.61	8226.03	7989.19	7718.30	89009.17
	TOTAL	10822.39	10718.63	10674.33	10941.85	11252.64	11446.51	11556.05	10332.95	11213.31	10884.24	10740.67	120583.57
BALUCHISTAN													
OGDCL	LOTI	714.37	715.75	675.61	688.58	650.95	672.87	645.63	563.95	632.63	587.52	625.99	7173.85
	PIRKOH	443.20	424.14	438.95	423.25	435.40	501.10	477.00	408.00	462.00	431.40	440.10	4884.54
	UCH	11912.40	11435.00	11720.50	7748.60	11081.50	12135.70	10474.70	7282.40	10007.50	11605.10	12125.40	117528.80
	SUB TOTAL	13069.97	12574.89	12835.06	8860.43	12167.85	13309.67	11597.33	8254.35	11102.13	12624.02	13191.49	129587.19
MPCL	ZARGHUM SOUTH	0.00	0.00	0.00	0.00	456.69	214.56	361.21	407.48	441.05	471.57	466.66	2819.22
	SUB TOTAL	0.00	0.00	0.00	0.00	456.69	214.56	361.21	407.48	441.05	471.57	466.66	2819.22
PPL	SUI	13105.00	13081.27	12639.00	13057.00	12656.00	11848.26	13333.15	11927.00	13080.03	12450.00	12669.00	139845.71
	SUB TOTAL	13105.00	13081.27	12639.00	13057.00	12656.00	11848.26	13333.15	11927.00	13080.03	12450.00	12669.00	139845.71
	TOTAL	26174.97	25656.16	25474.06	21917.43	25280.54	25372.49	25291.69	20588.83	24623.21	25545.59	26327.15	272252.12
	GRAND TOTAL	128833.71	126806.39	119621.22	118395.54	121618.19	125043.30	125582.50	109683.53	123283.31	119037.38	125035.38	1342940.45

**3.3 Company wise Production of Crude Oil and Natural Gas
for the month of May, 2015**

Name of Company	Crude Oil (US Barrel)	Number of Oil Fields	% Share in Total Production	Natural Gas (MCFt)	Number of Gas Fields	% Share in Total Production
OGDCL	1301200	35	46.49	37253.01	30	29.79
PPL	176147	6	6.29	19944	7	15.95
MPCL	69549	5	2.48	18951.9	5	15.16
UEPL	541976	67	19.36	11996.08	85	9.59
OMV	2777	2	0.10	8466	4	6.77
BHP	22119	1	0.79	4634	1	3.71
Eni(Pak)	11618	3	0.42	13067.15	3	10.45
OMV Maurice	62009	2	2.22	1106.13	2	0.88
OPL	12048	2	0.43	171.91	2	0.14
POL	54022	9	1.93	374.95	6	0.30
Dewan	2921	1	0.10	430.14	1	0.34
MOL	542622	5	19.39	7718.3	5	6.17
Hycarbex	-			2.99	1	0.00
POGC	-			291.16	1	0.23
PEL	-			627.66	2	0.50
Total	2799008	138	100.00	125035.38	155	100.00

3.4 Province wise Production of Crude Oil and Natural Gas for the month of May, 2015

Province	Crude Oil (US Barrel)	Number of Oil Fields	Natural Gas (MCFt)	Number of Gas Fields
Punjab	413534	25	14.77	21
Sindh	1088788	102	38.90	121
KPK	1293315	8	46.21	8
Balochistan	3371	3	0.12	5
Total	2799008	138	100	155

Source: Directorate General of Petroleum concession
M/O Petroleum & Natural Resources Islamabad

3.5 Production Of Crude Oil, Natural Gas And Electricity

Year / Month	Crude Oil (000 Barrels)	Natural Gas (MCFT)	Total (Elec. Gen. Mn.Kwh)	Hydel	Thermal	Nuclear	
2009-10	23706	1482846	94222	27927	63504	2791	
2010-11	24041	1471590	86873	31781	52376	2716	
2011-12	24573	1558960	67272	28431	53571	5270	
2012-13	27841	1505839	86190	29687	51950	4553	
2013-14	31585	149368	101524	31698	64924	4902	
2014	Jul	2965	128833	10997	3807	6770	420
	Aug	2947	126806	10833	4196	6126	511
	Sep	2770	119621	9451	3505	5453	493
	Oct	2929	118396	8718	3187	5229	302
	Nov	2971	121618	7148	2882	3767	499
	Dec	3017	125043	6793	1894	4455	444
2015	Jan	2952	125583	6005	804	4798	403
	Feb	2674	109684	6189	1935	3775	479
	Mar	2945	123283	6768	1336	4898	534
	Apr	2839	119037	7412*	1457	5447	508
	May	2799	125035	9395*	3335	5526	534

Source: i)M/O Petroleum & Natural Resources Islamabad
ii) Electricity Generating Establishments

3.6 Mineral Production

(Thousand Tonnes)

Year / Month	Marble	Arg Clay	Silica Sand	Gypsum	Lime Stone	Ordinary Stone(MT)	Rock Salt	Coal	Copper (MT)	Copper Blister (MT)	
2009-10	1065	4304	411	854	37137	6715	1944	3536	-	18121	
2010-11	1133	4484	301	885	32021	6685	1954	3292	-	15672	
2011-12	1751	4562	270	1260	35016	6540	2136	3179	-	17931	
2012-13	2360	4513	356	1250	38932	4890	2160	2813	-	12285	
2013-14	2591	4935	268	1322	36460	2895	2220	3291r	430	8933	
2014	Jul	119	229	17	142	3001	260	195	203	5	2231
	Aug	170	297	11	113	2795	260	142	194	5	2155
	Sep	227	480	12	141	3042	200	202	302	87	87
	Oct	181	487	15	103	3302	260	144	203	-	-
	Nov	255	536	21	113	3546	205	196	326	-	-
	Dec	205	326	27	112	3197	160	214	353	-	-
2015	Jan	120	283	27	105	3172	150	209	323	52	-
	Feb	111	331	39	118	3157	160	139	295	-	-
	Mar	294	633	27	86	3479	150	119	295	275443	-
	Apr	314	507	20	117	3792	150	150	301	-	-
	May	264*	564	20*	123*	2682*	200	196*	308	-	-

*= Provisional
r= Revised

Source: Provincial Directorates of Mines & Minerals Punjab,

3.6 Mineral Production

(Tonnes)

Year / Month	Iron ore	Bauxite	Barytes	Bentonite	Celestite	China Clay	Chalk	Chromite	Dolomite	Laterite	
2009-10	447541	9031	57166	34596	160	22769	2939	257148	130408	181046	
2010-11	329100	9033	31836	30840	-	16055	1100	148034	240111	298994	
2011-12	384893	30223	48510	16520	-	21555	2749	179203	198392	293625	
2012-13	408604	25288	118471	26077	-	22917	810	136443	335819	328067	
2013-14	192749	31156	132379	40650	-	16191	1005	83447r	673042	380166	
2014	Jul	35518	1303	2226	2208	-	772	-	9205	75120	27199
	Aug	25058	636	50	2648	-	911	-	7064	8567	55673
	Sep	38635	539	29354	3204	-	863	200	8743	12521	28785
	Oct	24070	4671	11636	3523	-	660	100	5528	13128	24774
	Nov	28090	3367	800	1615	-	2590	109	6339	38426	24467
	Dec	22057	1060	22583	1585	-	973	106	3481	26521	36880
2015	Jan	37690	2603	28134	1437	-	2348	-	10768	6882	26340
	Feb	32358	1930	9784	1286	-	3088	-	6585	7289	27368
	Mar	26611	2605	3840	1753	-	773	-	8969	7660	30460
	Apr	22979	2362	3765	1799	-	1518	-	9377	8215	38430
	May	18435	1301	3384	2434	-	2435	-	13088	92287*	27560*

*= Provisional
r= Revised

Source: Provincial Directorates of Mines & Minerals Punjab,
Sindh, KPK, Balochistan & FATA.

3.6 Mineral Production

Year / Month	Feldspar	Fire Clay	Flourite	Fullers Earth	Magnesite	Magnese	Ocher	Ord Sand/Bajri Sand	Soap Stone	Sulphur	
2009-10	54198	329055	290	11219	5159	1655	55352	-	53991	26641	
2010-11	23254	274042	3156	4180	4908	785	36078	-	47561	27645	
2011-12	53235	408187	6859	6906	5444	345	42107	-	55515	25560	
2012-13	38218	454645	13344	4259	6705	290	37769	2141	93214	20610	
2013-14	81858	458037	7500	6397	3725	3945	32634	3500	72234	35672	
2014	Jul	3834	36148	537	1966	224	-	2036	-	11214	3125
	Aug	3048	23310	648	2326	210	400	403	-	7955	3018
	Sep	2348	32292	809	442	266	780	402	-	7552	1723
	Oct	6092	29342	443	311	1024	320	3424	-	4974	81
	Nov	4199	36603	742	491	1059	380	2843	1745	9819	251
	Dec	1692	31665	545	675	160	950	2482	745	8091	2137
2015	Jan	3254	30851	805	767	240	680	2938	-	6899	2265
	Feb	2500	33344	652	821	256	300	5985	-	8592	2157
	Mar	1159	27704	98	897	320	200	3143	-	3917	2356
	Apr	2680	41274	275	968	272	320	5173	-	12140	2200
	May	8410*	45024*	234	857	378	510	3891	-	8835	148

* = Provisional

Source: Provincial Directorates of Mines & Minerals Punjab, Sindh, KPK, Balochistan & FATA.

4. HEALTH

4.1(a) Monthly Immunization Coverage Number of doses administered (0-11 months)children during 2015

Month(s)	BCG	OPV-0	OPV-1	OPV-2	OPV-3	Pentava- lent-1	Pentava- lent-2	Pentava- lent-3	Pneumo-1	Pneumo-2	Pneumo-3	Measles-1
Jan	492,088	399,360	497,739	462,067	450,975	496,658	461,981	450,849	483,497	450,312	439,866	403,246
Feb	291,415	342,850	462,762	431,138	423,328	462,726	431,054	422,711	456,096	425,168	416,810	302,349
Mar	494,778	397,446	492,141	463,689	448,364	491,239	463,038	448,222	482,756	457,041	444,869	448,543
Apr	517,809	383,349	500,987	481,867	472,835	501,055	481,805	472,995	491,429	564,851	466,485	474,234
May	478,750	367,367	467,061	463,536	463,257	467,037	458,121	463,135	458,300	456,213	455,728	472,514
Jun												
Jul												
Aug												
Sep												
Oct												
Nov												
Dec												
Total	2,274,840	1,890,372	2,420,690	2,302,297	2,258,759	2,418,715	2,295,999	2,257,912	2,372,078	2,353,585	2,223,758	2,100,886

Source : National Institute of Health, Islamabad.

4.1(b) Monthly Immunization Coverage
Number of doses administered (12-23 Months) children during 2015

MONTH	BCG	OPV-1	OPV-2	OPV-3	Pentavalent-1	Pentavalent-2	Pentavalent-3	Pneumo-1	Pneumo-2	Pneumo-3	Measles-2
Jan	1,152	933	824	709	1,786	790	673				340,489
Feb	480	1,722	988	821	1,722	988	821				245,220
Mar	2,212	1,148	899	872	1,146	899	785	54	49	33	388,593
Apr	2,207	1,171	887	764	1,171	887	764	1171	887	764	399,428
May	1,554	566	477	497	566	477	450	214	28	42	377,890
Jun											
Jul											
Aug											
Sep											
Oct											
Nov											
Dec											
Total	7,605	5,540	4,075	3,663	6,391	4,041	3,493	1,439	964	839	1,751,620

BCG = Bacillus of Chalmette and Guerin
OPV = Oral Polio Vaccine

Source : National Institute of Health, Islamabad.

**4.1(c) Monthly Immunization Coverage
Number of TT doses administered to women during 2015**

MONTH	Pregnant Women					Childbearing age women				
	TT1	TT2	TT3	TT4	TT5	TT1	TT2	TT3	TT4	TT5
Jan	348,520	248,486	25,180	6,731	3,945	26,610	20,013	13,693	4,122	2,028
Feb	341,561	269,748	25,680	7,319	4,358	28,013	19,047	12,303	4,012	1,923
Mar	376,362	307,591	28,381	7,924	5,444	31,565	22,615	12,969	4,213	2,150
Apr	39,674	24,282	13,419	5,072	2,797	15,564	9,792	5,222	2,642	1,666
May	409,715	340,916	37,132	10,240	5,287	56,908	38,891	27,053	7,369	2,787
Jun										
Jul										
Aug										
Sep										
Oct										
Nov										
Dec										
Total	1,515,832	1,191,023	129,792	37,286	21,831	158,660	110,358	71,240	22,358	10,554

TT = Tetanus Toxioid

Source : National Institute of Health, Islamabad.

4.2 Monthly Report on HIV Treatment Centres March, 2015

S. No	Centre Name	Male		Female		Children		Transgender		Total	Total on ART
		Total	On ART	Total	On ART	Total	On ART	Total	On ART		
Federal											
1	PIMS, Islamabad	1691	741	314	71	34	14	4	4	2043	830
Punjab											
2	Mayo Hospital, Lahore	414	179	59	37	6	1	13	3	492	220
3	Services Hospital, Lahore	256	165	89	67	32	8	1	1	378	241
4	Peaditric Unit, Services Hospital, Lahore	0	0	0	0	197	105	0	0	197	105
5	Shaukat Khanum Hospital, Lahore	226	210	165	143	16	1	0	0	407	354
6	Jinnah Hospital, Lahore	797	404	226	133	0	0	31	17	1054	554
7	DHQ Hospital, Sargodha	398	126	42	20	8	2	0	0	448	148
8	DHQ Hospital, D.G Khan	855	564	220	145	26	7	1	1	1102	717
9	Allied Hospital, Faisalabad	565	394	45	34	0	0	0	0	610	428
10	Aziz Bhatti Hospital, Gujrat	462	296	248	184	0	0	0	0	710	480
Sindh											
11	Civil Hospital, Karachi	2531	836	230	159	27	0	33	13	2821	1008
12	Peaditric Unit, Civil Hospital, Karachi	0	0	0	0	39	21	0	0	39	21
13	Indus Hospital, Karachi	312	164	78	41	0	0	0	0	390	205
14	Aga Khan Hospital, Karachi	0	0	0	0	29	25	0	0	29	25
15	Chandka Medical College Hospital, Larkana	644	330	124	81	14	4	0	0	782	415
Khyber Pakhtunkhwa											
16	Hayatabad Medical Complex, Peshawar	1193	871	384	290	71	33	0	0	1648	1194
17	KDA Hospital, Kohat	173	118	85	64	14	9	0	0	272	191
Balochistan											
18	Bolan Medical Complex, Quetta	222	122	41	30	16	8	0	0	279	160
Total		10739	5520	2350	1499	529	238	83	39	13701	7296

Source:- National Aids Control Programme, NIH, Islamabad.

4.3(a) Register Veterinary Medical Practitioner With PVMC- 2015

RVMP Registration for the year of 2015	Male	Female	D.V.M	M.Sc	M.Phil	Ph.D	Total
Jan	185	17	202	Nil	Nil	Nil	202
Feb	311	6	317	Nil	Nil	Nil	317
Mar	59	5	64	Nil	Nil	Nil	64
Apr	101	5	106	Nil	Nil	Nil	106
May	72	6	77	1	Nil	Nil	78
Jun							
Jul							
Aug							
Sep							
Oct							
Nov							
Dec							
Total	728	39	766	1	Nil	Nil	767

Total RVMP Registered since 1st January 2015 to 31st May 2015=767
 Total RVMP Registered since 30th May 2000 to 31st May 2015= 9578

Source:- Pakistan Veterinary Medical Council, Islamabad.

4.3(b) Registered Animal Husbandry Graduate With PVMC- 2015

RVMP Registration for the year of 2015	Male	Female	B.Sc. (Hons) A.H	M.Sc.	Ph.D	Total
Jan	Nil	Nil	Nil	Nil	Nil	Nil
Feb	2	Nil	1	1	Nil	2
Mar	Nil	Nil	Nil	Nil	Nil	Nil
Apr	2	Nil	1	1	Nil	2
May	Nil	Nil	Nil	Nil	Nil	Nil
Jun						
Jul						
Aug						
Sep						
Oct						
Nov						
Dec						
Total	4	Nil	2	2	Nil	4

Total RAHG Registered since 1st January 2015 to 31st May 2015=04
 Total RAHG Registered since 30th May 2000 31st May 2015= 479

Source:- Pakistan Veterinary Medical Council, Islamabad.

4.4 Tuberculosis Report (FTI)
(Apr - Jun, 2015)

Provinces/Regions	TB Cases NSS+	CDR SS+**	TB All Types			CDR Total	% Treatment Success Rate* (TSR)
			Male	Female	Total		
Punjab	23075	66	29076	29052	58128	88	NA
Sindh	7854	50	8376	7941	16317	55	NA
K.P.K	4250	48	5872	6418	12290	73	NA
Balochistan	1012	29	960	1283	2243	34	NA
F.A.T.A	393	25	492	596	1088	37	NA
Gilgit Baltistan	61	14	191	323	514	61	NA
AJK	573	36	734	903	1637	55	NA
ICT	117	28	240	236	476	61	NA
Pakistan	37335	56	45941	46752	92693	70	NA

CDR : Case Deduction Rate
SS+ Sputum Smear Positive

Source: National TB Control Programme NIH, Islamabad.

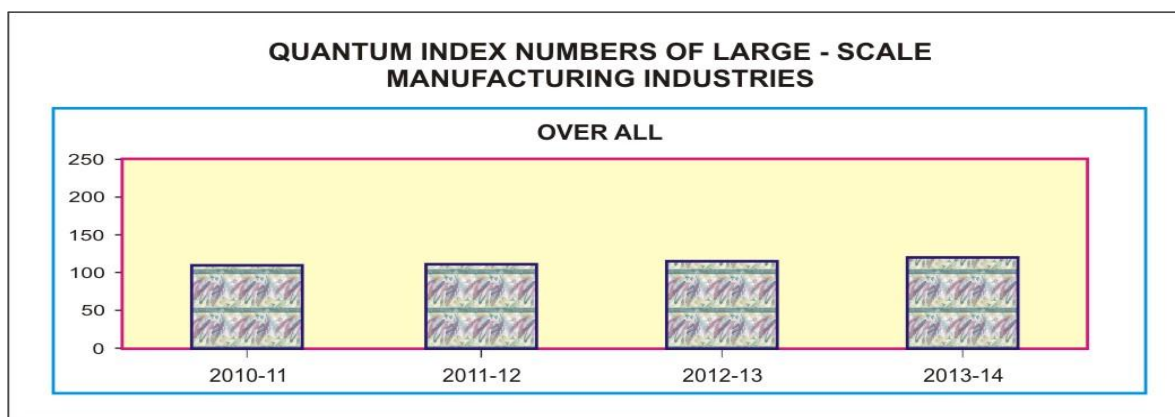
* Available One Year Lag

** Based on revised WHO estimates.

5. MANUFACTURING

5.1 Quantum Index Numbers of Large-Scale Manufacturing Industries

Year/month	Manufacturing (Over all)	Selected Items						
		Vegetable Ghee	Tea Blended	Cigarettes	Cotton Yarn	Cotton Cloth	Jute Goods	Paper & Board
(2005-06=100)								
2010-11	111.14	94.81	103.43	101.97	115.43	112.89	89.16	95.79
2011-12	112.44	95.76	118.91	96.60	116.03	113.23	90.03	116.64
2012-13	117.04	98.88	141.83	105.05	118.51	113.86	98.39	135.35
2013-14	121.66	102.52	160.93	100.54	120.40	114.64	97.34	150.24
2014 May	118.43	104.44	147.02	134.21	121.57	115.25	87.29	165.69
Jun	115.18	102.09	148.13	62.30	121.43	114.95	81.80	157.26
Jul	110.78	103.48	171.74	81.18	121.48	115.05	81.22	172.90
Aug	113.54	102.39	177.06	84.83	121.34	114.71	85.23	185.03
Sep	116.75	108.73	184.98	90.31	120.96	114.45	93.31	183.60
Oct	114.92	100.50	179.13	85.26	120.02	114.18	83.25	173.71
Nov	115.48	105.19	190.04	83.56	119.97	114.32	90.43	157.88
Dec	135.10	102.91	212.06	92.69	112.54	114.31	96.70	114.00
2015 Jan	140.42	98.48	214.91	119.84	120.65	115.05	99.84	90.27
Feb	139.10	98.71	194.57	111.04	119.31	114.25	95.59	107.89
Mar	141.56	98.63	199.09	126.72	121.67	114.98	97.41	113.04
Apr	132.04	102.74	149.83	138.60	121.90	115.05	94.87	130.12
May	125.68	103.99	159.94	127.53	122.16	115.25	86.37	131.74



Contd.

5.1 Quantum Index Numbers of Large-Scale Manufacturing Industries

Year/month	Selected Items				
	Cement	Auto Mobile	Fertilizers		
			Nit Fertilizer	Phos Fertilizer	Total
(2005-2006=100)					
2010-11	154.69	103.80	126.93	93.26	96.29
2011-12	159.22	107.31	121.21	93.91	96.37
2012-13	167.29	93.54	133.94	88.40	92.49
2013-14	168.62	91.15	137.52	104.81	107.75
2014 May	181.00	99.76	95.53	159.01	101.25
Jun	188.49	89.15	101.84	149.22	106.10
Jul	133.16	75.49	107.43	147.60	111.04
Aug	157.40	99.89	112.84	155.77	116.70
Sep	184.49	116.74	103.18	156.67	108.00
Oct	167.16	99.94	111.65	158.41	115.86
Nov	182.81	100.99	111.26	151.26	114.86
Dec	180.22	94.92	108.88	163.94	113.83
2015 Jan	168.97	113.89	106.65	80.65	104.31
Feb	168.20	108.30	94.26	106.71	95.38
Mar	173.76	135.99	109.29	159.16	113.78
Apr	189.66	138.71	111.63	165.89	116.51
May	189.08	135.72	108.77	183.03	115.45

5.2 Production of Manufacturing Items

Year/month	Vegetable Ghee (i)		Sugar (i)		Tea Blended (ii)	
	No. of reporting factories	Production (Tonnes)	No. of reporting factories	Production (Tonnes)	No. of reporting factories	Production (Tonnes)
(2005-06=100)						
2010-11	87	1091810	78	4168721	5	65782
2011-12	87	1102861	78	4634093	5	75628
2012-13	87	1138754	78	5073501	5	90201
2013-14	87	1180619	78	5582353	5	102352
2014 Mar	87	101386	78	904594	5	9733
Apr	87	96650	78	398546	5	8137
May	87	100232	78	27388	5	7792
Jun	87	97978	78	31879	5	7851
Jul	87	97996	78	0	5	8816
Aug	87	90903	78	0	5	9384
Sep	87	104347	78	0	5	9957
Oct	87	96449	78	0	5	9494
Nov	87	100949	78	11620	5	10072
Dec	87	98761	78	1066293	5	11239
2015 Jan	87	94510	78	1330881	5	11390
Feb	87	94729	78	1329408	5	10312
Mar	87	94656	78	1074206	5	10552

 Contd.

5.2 Production of Manufacturing Items

Year/month	Beverages (iii) *		Cigarettes (ii)		
	No. of reporting factories	Production (000 litres)	No. of reporting factories	Production (Million Nos.)	
2010-11	...	1490983	14	65403	
2011-12	...	1812430	14	61954	
2012-13	...	2077729	14	67377	
2013-14	...	2510288	14	64482	
2014	May	...	262815	14	7173
	Jun	...	252363	14	3330
	Jul	...	313990	14	4339
	Aug	...	260871	14	4534
	Sep	...	254781	14	4827
	Oct	...	255820	14	4557
	Nov	...	200777	14	4466
	Dec	...	163474	14	4954
2015	Jan	...	159905	14	6405
	Feb		804038	14	5915
	Mar		228860	14	6773
	Apr		298195		7408
	May		314796		6816

*** Not available

* In the new base 2005-06 Beverages has been replaced by soft drinks, juices, syrups and squashes and liquors.

(ii) Provincial Bureaus of Statistics.
(iii) Central Board of Revenue.

5.2 Production of Manufacturing Items

Year/ month	No. of reporting factories	Cotton Textiles (Mills sector)													
		Capacity installed			Capacity worked				Spindle hours worked (Mn. No.)	Looms hours worked (Mn.No.)	Rotors hours worked (Mn.No.)	Consum- ption of Raw Cotton (Tonnes)	Total Yarn Produ- ction (Tonnes)	Surplus Yarn (Tonnes)	Total Prod- uction of Cloth(000) (Sq.m)
		No. of Spindles (000)	No. of Looms (000)	No. of Rotors (000)	No. of Spindles (000)	No. of Looms (000)	No. of Rotors (000)								
2007-08	427	11834	8	203	9960	4	124	76400	21	512	3159170	2809383	2700283	1016390	
2008-09	369	10514	9	153	9406	4	71	75408	24	485	2638235	2274347	2327217	1019183	
2009-10	439	11392	7	195	10632	5	140	6221	2	40	3372364	2880970	2768071	1004587	
2010-11	433	11421	7	195	10757	5	143	6903	2	40	3405727	2956972	1006567	1029672	
2011-12	--	10994	7	161	9885	--	100	--	--	--	--	--	--	--	
2012 Jan	373	10994	7	161	9963	5	103	6498	2	40	231500	201000	82283	85250	
Feb	373	10994	7	161	9925	5	103	6300	2	40	230575	200500	88197	85000	
Mar	373	10994	7	161	9887	5	103	6382	2	40	231380	201200	88304	85350	
Apr	373	10994	7	161	9906	5	104	6400	2	41	228850	199000	89483	85050	
May	373	10994	7	161	9806	5	104	6491	2	41	222080	198000	89766	84500	
Jun	373	10994	7	161	9893	5	103	6401	2	40	223070	198200	88626	84200	
Jul	373	10994	7	161	9906	5	104	6301	2	42	236841	217900	82358	85520	
Aug	373	10994	7	161	9893	5	104	6398	2	41	236640	218263	81553	85500	
Sep	373	10994	7	161	9809	5	104	6400	2	40	238548	156904	81600	85600	
Oct	373	10994	7	161	9893	5	109	6491	2	41	238290	219111	85590	85750	
Nov	373	10994	7	161	9886	5	111	6401	2	40	237899	218935	83431	85500	
Dec	373	10995	8	171	9892	5	120	6491	2	41	238456	219669	82792	85458	

Contd.

5.2 Production of Manufacturing Items

Year / month	Cotton Cloth (Mills Sector) (Thousand square metres)															Grand Total
	Fine					Medium					Coarse					
	Grey	Blea- ched	Dyed & Printed	Blen- ded	Total	Grey	Blea- ched	Dyed & Printed	Blended	Total	Grey	Blea- ched	Dyed & Printed	Blended	Total	
2007-08	318397	17800	80925	41347	458469	97785	38207	212153	6803	354948	130590	18053	47859	6588	193090	1006507
2008-09	323350	20706	80446	42402	466904	101250	38695	204411	6839	351195	130882	17981	45775	6946	201584	1019683
2009-10	323595	31995	61290	44402	451282	101895	39541	204656	7839	353931	131728	18826	46620	7200	204374	1009587
2010-11	324931	23331	62626	45202	491745	103231	40877	205992	8239	351655	133064	20162	47956	7228	186272	1029672
2011-12	28205	2966	6454	4228	431006	9729	3341	14382	580	343794	19832	822	7292	686	183902	1018702
2012 Jan	--	--	--	--	40810	--	--	--	--	28843	--	--	--	--	15597	85250
Feb	--	--	--	--	40710	--	--	--	--	28768	--	--	--	--	15522	85000
Mar	--	--	--	--	10860	--	--	--	--	28868	--	--	--	--	15622	85350
Apr	--	--	--	--	40760	--	--	--	--	28768	--	--	--	--	15522	85050
May	--	--	--	--	40510	--	--	--	--	28618	--	--	--	--	15372	84500
Jun	28205	2966	6454	4228	41853	9729	3341	14382	580	28032	9916	411	3646	343	14316	84201
Jul	--	--	--	--	40920	--	--	--	--	28923	--	--	--	--	15677	85520
Aug	--	--	--	--	40710	--	--	--	--	28768	--	--	--	--	15522	85000
Sep	--	--	--	--	40895	--	--	--	--	29475	--	--	--	--	12530	85600
Oct	--	--	--	--	40926	--	--	--	--	28985	--	--	--	--	15839	85750
Nov	--	--	--	--	40910	--	--	--	--	28918	--	--	--	--	15672	85500
Dec	--	--	--	--	43110	--	--	--	--	28032	--	--	--	--	14316	85458

Source: Textile Commissioner's Organization.

Contd.

5.2 Production of Manufacturing Items

Year / month	No. of reporting factories	Jute Textiles									Raw Jute consumed (Bales)
		Capacity installed		Capacity worked		Production (Tonnes)					
		No. of Spindles	No. of Looms	No. of Spindles	No. of Looms	Total	Hessian	Sacking	Others		
(2005-2006=100)											
2010-11	10	36076	1851	25327	1044	93174	18218	62630	12326	571874	
2011-12	94087	15960	67138	10989	...	
2012-13	102820	12748	77188	12884	...	
2013-14	101722	15142	71339	15241	...	
2014 May	10	36392	1755	23476	1021	7602	992	5225	1385	...	
Jun	10	36392	1755	23476	1021	7124	987	4876	1261	...	
Jul	10	36392	1755	23476	1021	7073	968	4883	1222	...	
Aug	10	36392	1755	23476	1021	7422	1044	5200	1178	...	
Sep	10	36392	1755	23476	1021	7422	1043	5619	1464	...	
Oct	10	36392	1755	23476	1021	7422	871	4697	1682	...	
Nov	10	36392	1755	23476	1021	7875	1111	5259	1505	...	
Dec						8421	1337	5689	1395	...	
2015 Jan						8695	1314	5848	1533	...	
Feb						8325	1206	5855	1264	...	
Mar						8483	1210	5789	1484	...	
Apr						8262	943	5907	1412	...	
May						7522	890	5432	1200	...	

Contd.

5.2 Production of Manufacturing Items

Year/month	Paper		Paper Board	
	No. of reporting factories	Production (Tonnes)	No. of reporting factories	Production (Tonnes)
2010-11	19	228675	26	206065
2011-12	19	246342	26	283025
2012-13	19	232361	26	381938
2013-14	19	214437	26	468231
2014 May	19	17661	26	45281
Jun	19	16596	26	42882
Jul	19	16086	26	45150
Aug	19	18420	26	44115
Sep	19	19174	26	39577
Oct	19	19979	26	39341
Nov	19	15174	26	42992
Dec	19	13933	26	27178
2015 Jan	19	14437	26	21522
Feb	19	10564	26	25723
Mar	19	22031	26	29300
Apr		14932		34281
May		14637		35187

Contd.

5.2 Production of Manufacturing Items

Year / month	Chemicals (Tonnes)				
	No. of reporting factories	Soda Ash (i)	Caustic Soda (i)	Sulphuric Acid (ii)	Chlorine Gas (ii)
(2005-2006=100)					
2010-11	12	378048	172031	114773	15157
2011-12	12	370743	179097	100403	15770
2012-13	12	366238	182869	89431	15495
2013-14	12	409148	167465	85773	14902
2014 May	12	40138	15087	6176	1110
Jun	12	33788	12613	6171	1099
Jul	12	37942	14146	6491	1085
Aug	12	37680	15203	6143	1099
Sep	12	37030	15033	5484	1256
Oct	12	37988	16281	7836	1411
Nov	12	36978	14715	4792	1318
Dec	12	36446	12184	8912	1354
2015 Jan	12	32396	11385	3507	3143
Feb	12	29797	12620	3217	1386
Mar	12	39366	17633	4094	1392
Apr		38229	19809	4945	1237
May		37384	19362	5453	1165

Contd.

5.2 Production of Manufacturing Items

Year/month	Chemical Fertilizers (Tonnes) (i)						Paints & Varnishes Solid(iii)		Paints & Varnishes Liquid (iii)	
	No. of reporting factories	Urea	Super Phosphate	Ammonium Nitrate	Nitro Phosphate	DI.Amm. Phosphate	No. of reporting factories	Production (Tonnes)	No. of reporting factories	Production (000 Ltrs.)
(2005-2006=100)										
2010-11	11	4552068	173250	275061	252335	663782	102	25673	169	48924
2011-12	11	4470662	114727	432290	337624	622649	102	23026	169	38371
2012-13	11	4215088	79304	401270	291922	729917	102	28048	169	40528
2013-14	11	4930283	87754	519104	447168	693142	102	36714	169	43908
2014 May	11	375283	8805	37416	37673	70514	102	3708	169	3844
Jun	11	404825	6006	35530	31123	66555	102	3485	169	4143
Jul	11	428831	6384	36104	33064	65480	102	3618	169	3705
Aug	11	451284	6050	35857	34109	69156	102	3476	169	4391
Sep	11	406817	5829	35302	34704	67786	102	3441	169	4705
Oct	11	438275	5136	43575	37856	68333	102	3598	169	4656
Nov	11	431597	8410	48085	42390	61576	102	3348	169	4516
Dec	11	429939	9040	40666	33517	71846	102	3153	169	4345
2015 Jan	11	420147	3900	40475	35873	26818	102	3771	169	4481
Feb	11	368407	930	39387	32009	43511	102	4082	169	4308
Mar	11	430642	1580	42453	34228	71277	102	4655	169	4614
Apr	11	418000	1213	64587	55520	67473	102	5094	169	4723
May	11	395415	7208	74246	65555	71840	102	4862	169	4925

Source: (i) M/o. Industries & Production.
(ii) Provincial Bureau of Statistics.

Contd.

5.2 Production of Manufacturing Items

Year/ Month	No. of Reporting Refineries	Petroleum Products (000 Ltrs.)												
		Jet Fuel	Kerosene	Motor Spirit	High Speed Diesel	Diesel Oil N.O.S.	Furnace Oil	Lubri- cating Oil	Jute Batching Oil	Solvent- Neptha	L.P.G.	Petroleum Products N.O.S.	Total Petroleum Products	
(2005-2006=100)														
2010-11	4	1054216	143637	1695852	3851414	51700	2566930	221456	3356	1052751	343250	289826	11274387	
2011-12	4	890346	156877	1687118	3828574	30230	2282991	234177	3526	923630	341611	264025	10643104	
2012-13	4	936028	179871	2056737	4583975	40041	2777820	224823	3489	898671	420457	272492	12394404	
2013-14	4	995514	175699	2171499	5088237	60893	3041178	224608	2789	1008195	380597	279584	13428792	
2014	May	4	89272	14103	185150	463937	5423	262438	18825	210	102845	28378	26641	1197222
	Jun	4	83665	13610	176693	457409	6833	255248	18448	219	111836	30599	29835	1184394
	Jul	4	85311	18476	192238	44613	3302	262222	18337	175	104137	33593	21029	1183432
	Aug	4	82883	19495	194583	461936	5138	271741	15888	144	115022	29474	19408	1215713
	Sep	4	88639	17798	171140	428590	6281	255335	19588	255	111049	29388	22454	1150517
	Oct	4	93151	18413	199730	462418	4630	278893	18668	44	106915	33054	15504	1231419
	Nov	4	71490	21984	176376	392897	5420	218812	18728	325	96114	30545	24284	1056976
	Dec	4	86471	17248	163166	371841	4984	214402	16339	207	100578	28576	22636	1026471
2015	Jan	4	75438	13303	179911	424553	3047	257822	13546	196	111543	32202	20723	1132284
	Feb	4	74965	13931	162833	400250	3146	246058	13062	293	95310	30355	21258	1061461
	Mar	4	106019	16010	190592	446868	5992	283817	15864	219	130218	33547	30251	1259397
	Apr		89118	21748	186913	501255	5770	277082	20076	267	143880	33687	33912	1313709
	May		91225	21471	192192	502998	5580		20020	287	132841	35058	31700	1315330

Contd.

5.2 Production of Manufacturing Items

Year/month	Manufacture/Assembly of Automobiles (Nos.) (i)							Bicycles (ii)	
	Cars	Jeeps (4x4)	Light commercial vehicles	Trucks	Buses	Motor Cycles	Tractors	No. of reporting factories	Production (Nos.)
(2005-2006=100)									
2010-11	133972	883	19142	2810	490	1638457	70855	5	345272
2011-12	154255	451	20929	2597	568	1649532	48152	5	262096
2012-13	120332	1475	14517	1923	522	1675071	50871	5	232979
2013-14	116281	1217	17477	2674	559	1728137	34524	5	205448
2014 May	10561	181	1308	253	30	155374	4025	5	18012
Jun	9637	127	1465	358	57	137521	1775	5	17881
Jul	7056	70	1257	216	45	139663	2062	5	12226
Aug	11171	120	1441	374	51	140000	3204	5	18178
Sep	12464	143	1671	430	49	145683	6630	5	20949
Oct	11155	117	1476	246	26	147629	3721	5	21064
Nov	10392	96	1351	227	60	149384	4951	5	20490
Dec	10252	105	1563	272	70	131644	3575	5	14723
2015 Jan	13971	64	2082	333	37	145431	3152	5	15089
Feb	11980	75	2589	269	36	142126	4512	5	14840
Mar	16826	78	4091	414	36	147419	3956	5	17881
Apr	16378	87	3674	372	65	153202			18173
May	15783	107	3599	541	60	163585	4141		19990

Contd.

5.2 Production of Manufacturing Items

Year/month	Steel Products (Tonnes) (i)					
	Coke	Pig iron	Billets	H.R. sheets/ strips/plates/ coils	C.R. sheets/ strips/plates/ coils	Galvanized sheets
(2005-2006=100)						
2010-11	301701	433104	3913	358597	87946	5440
2011-12	192876	249135	1403	180087	25910	0
2012-13	203359	201489	0	14969	2383	0
2013-14	31924	89433	0	11605	2484	0
2014 May	0	9420	0	8388	0	0
Jun	0	9676	0	2086	1155	0
Jul	15930	10398	36	7675	0	0
Aug	14345	14191	0	9269	1427	0
Sep	23090	25486	1113	17876	0	0
Oct	17977	3333	76	620	0	0
Nov	15880	20842	0	11791	0	0
Dec	26169	29960	493	20388	0	0
2015 Jan	29979	26756	911	3846	0	0
Feb	14450	20455	768	10937	1421	0
Mar	32974	44320	464	11124	0	0
Apr	31204	32345	0	0	0	0
May	26776	27306	0	18045	0	0

Contd.

5.2 Production of Manufacturing Items

Year/month	Cycle Tyres (i)		Cycle Tubes (i)		Motor tyres (ii)		Motor tubes (ii)		Cement (ii)	
	No. of reporting factories	Production (000 Nos.)	No. of reporting factories	Production (000 Nos.)	No. of reporting factories	Production (000 Nos.)	No. of reporting factories	Production (000 Nos.)	No. of reporting factories	Production (000 MT)

(2005-2006=100)

2010-11	9	2879	9	6534	4	9222	4	19108	21	28716
2011-12	9	3431	9	6846	4	7011	4	20338	21	29557
2012-13	9	3429	9	7746	4	7864	4	20269	21	31055
2013-14	9	4067	9	8033	4	8770	4	20837	21	31303
2014 May	9	327	9	679	4	771	4	1763	21	2800
Jun	9	352	9	641	4	715	4	1755	21	2916
Jul	9	339	9	684	4	772	4	1767	21	2060
Aug	9	380	9	752	4	709	4	1731	21	2435
Sep	9	387	9	765	4	731	4	1761	21	2854
Oct	9	423	9	753	4	726	4	1747	21	2586
Nov	9	427	9	783	4	762	4	1834	21	2828
Dec	9	413	9	745	4	729	4	1753	21	2788
2015 Jan	9	417	9	743	4	730	4	1773	21	2614
Feb	9	423	9	745	4	594	4	1774	21	2602
Mar	9	377	9	666	4	776	4	1841	21	2688
Apr	9	365	9	622	4	804	4	1921	21	2934
May	9	340	9	610	4	820	4	1962	21	2925

Source:(i) Provincial Bureaus' of Statistics. Contd.
(ii) M/o. Industries & Production.

5.2 Production of Manufacturing Items

Year/month	No. of reporting factories	Electric Bulbs (iii) Production (000 Nos.)	No. of reporting factories	Electric Tubes (iii) Production (000 Metres)
2010-11	6	79610	2	1180
2011-12	6	78981	2	1266
2012-13	6	79743	2	0
2013-14	6	75528	2	0
2014 May	6	5254	2	0
Jun	6	5311	2	0
Jul	6	4353	2	0
Aug	6	5344	2	0
Sep	6	5825	2	0
Oct	6	7384	2	0
Nov	6	7221	2	0
Dec	6	6867	2	0
2015 Jan	6	4938	2	0
Feb	6	4681	2	0
Mar	6	4371	2	0
Apr	6	3880	2	0
May	6	4472	2	0

 Contd.

5.2 Production of Manufacturing Items

Year/month	Sewing Machines (ii)		Electric Motors (ii)		Electric Transformers (ii)		T.V. Sets (iii)	
	No. of reporting factories	Production (Nos.)	No. of reporting factories	Production (Nos.)	No. of reporting factories	Production (Nos.)	No. of reporting factories	Production (Nos.)
(2005-2006=100)								
2010-11	7	47026	23	10469	10	13691	14	425592
2011-12	7	39603	23	9126	10	23683	14	268801
2012-13	7	32876	23	7539	10	26411	14	462938
2013-14	7	19845	23	9891	10	11363	14	426374
2014 May	7	2692	23	879	10	1247	14	34997
Jun	7	2595	23	847	10	1366	14	34718
Jul	7	2016	23	752	10	2605	14	35362
Aug	7	1551	23	814	10	2623	14	35444
Sep	7	583	23	807	10	2817	14	35460
Oct	7	1377	23	810	10	2610	14	36205
Nov	7	1299	23	756	10	2371	14	35767
Dec	7	1536	23	767	10	2164	14	37927
2015 Jan	7	1881	23	766	10	1440	14	36948
Feb	7	1839	23	765	10	1461	14	36093
Mar	7	827	23	834	10	1510	14	34805
Apr	7	1783	23		10	1893	14	33608
May	7	1885	23		10	897	14	34670

Source: (i) M/o. Industries & Production
(ii) Provincial Bureaus of Statistics
(iii) Pakistan Electronic Manufacturer Association(PEMA)

6. MONEY & CREDIT

6.1 Reserve Money

(Million Rupees)

Components	2009-10	2010-11	2011-12	2012-13	2013-14
A. Currency in Circulation	1295385	1501411	1673746	1,939,267	2177873
B. Cash in Tills	87673	104852	110055	110,867	139490
C. Other Deposits with SBP	6663	10145	8899	10,523	13147
D. Bank Deposits	289566	349434	396172	475,648	530746
Reserve Money (A+B+C+D)	1679287	1965842	2188872	2,536,305	2861256
Factor affecting Reserve Money (RM)					
A. Government Sector(1+2)	1224942	1222060	1727905	2235863	2432250
1. Budgetary Borrowings	1208651	1200660	1706008	2,212,823	2409794
2. Others	16291	21400	21897	23,040	22456
B. Non-Govt. Sector (1+2+3)	306625	309342	284061	295,111	494563
1. Claims on Scheduled Banks					
(a+b+c+d+e)	312680	315182	288789	300,649	500041
a. Agriculture Sector	55483	53228	52131	52,278	51923
b. Industrial Sector	42107	41943	42336	41,057	42833
c. Export Sector	185541	190460	164768	177,756	160553
d. Housing Sector	--	--	--	--	--
e. Others	29549	29551	29554	29,557	244731
2. Claims on NBFIs	17628	18075	19187	18,537	18597
3. Special a/c debt Repayment	-23683	-23915	-23915	-24,075	-24075
C. Other Items (Net)	-231152	-179695	-211666	-128,620	-555023
D. Net Domestic Assets (A+B+C)	1300415	1351707	1800300	2,402,354	2371790
E. Net Foreign Assets	378872	614134	388572	133,951	489467
F. Reserve Money (D+E)	1679287	1965841	2188872	2,536,305	2861256

 Contd.

6.1 Reserve Money

(Million Rupees)

Components	2014			
	May	Jun.	Jul.	Aug.
A. Currency in Circulation	2158947	2177873	2312992	2205677
B. Cash in Tills	119786	139490	163246	129155
C. Other Deposits with SBP1	13623	13147	13198	13316
D. Bank Deposits	439916	530746	449947	514821
Reserve Money (A+B+C+D)	2732272	2861256	2939383	2862969
Factor Affecting Reserve Money (RM)				
A. Government Sector(1+2)	2298976	2432250	2559021	2539392
1. Budgetary Borrowings	2276278	2409794	2537861	2520413
2. Others	22699	22456	21160	18979
B. Non-Govt. Sector (1+2+3)	510926	494563	501903	465227
1. Claims on Scheduled Banks(a+b+c+d+e)	516432	500041	507774	471067
a. Agriculture Sector	51974	51923	51820	51792
b. Industrial Sector	43544	42833	42733	42109
c. Export Sector	166915	160553	168491	132434
d. Housing Sector	--	--	--	--
e. Others	253998	244731	244731	244731
2. Claims on NBFIs	18569	18597	18204	18235
3. Special a/c debt Repayment	-24075	-24075	-24075	-24075
C. Other Items (Net)	-507600	-555023	-576268	-575867
D. Net Domestic Assets (A+B+C)	2302303	2371790	2484656	2428751
E. Net Foreign Assets	429969	489467	454727	434217
F. Reserve Money (D+E)	2732272	2861256	2939383	2862969

Contd.

6.1 Reserve Money

(Million Rupees)

Components	2014			
	Sep.	Oct.	Nov.	Dec.
A. Currency in Circulation	2261802	2328532	2338976	2301599
B. Cash in Tills	135383	134652	134601	137995
C. Other Deposits with SBP1	13851	13078	13007	12904
D. Bank Deposits	380463	514917	417680	328786
Reserve Money (A+B+C+D)	2791499	2991180	2904264	2781284
Factor Affecting Reserve Money (RM)				
A. Government Sector(1+2)	2358827	2503978	2163013	2008988
1. Budgetary Borrowings	2338664	2483292	2142385	1988544
2. Others	20163	20686	20627	20444
B. Non-Govt. Sector (1+2+3)	499753	531869	544453	555116
1. Claims on Scheduled Banks(a+b+c+d+e)	505393	537484	550139	560850
a. Agriculture Sector	51752	51709	51636	51597
b. Industrial Sector	42260	43819	43427	43143
c. Export Sector	163057	193633	206752	212267
d. Housing Sector	--	--	--	--
e. Others	248324	248324	248324	253843
2. Claims on NBFIs	18436	18460	18389	18340
3. Special a/c debt Repayment	-24075	-24075	-24075	-24075
C. Other Items (Net)	-548711	-496969	-223768	-337829
D. Net Domestic Assets (A+B+C)	2309869	2538878	2483698	2226275
E. Net Foreign Assets	481629	452302	420565	555009
F. Reserve Money (D+E)	2791499	2991180	2904263	2781284

Contd.

6.1 Reserve Money

(Million Rupees)

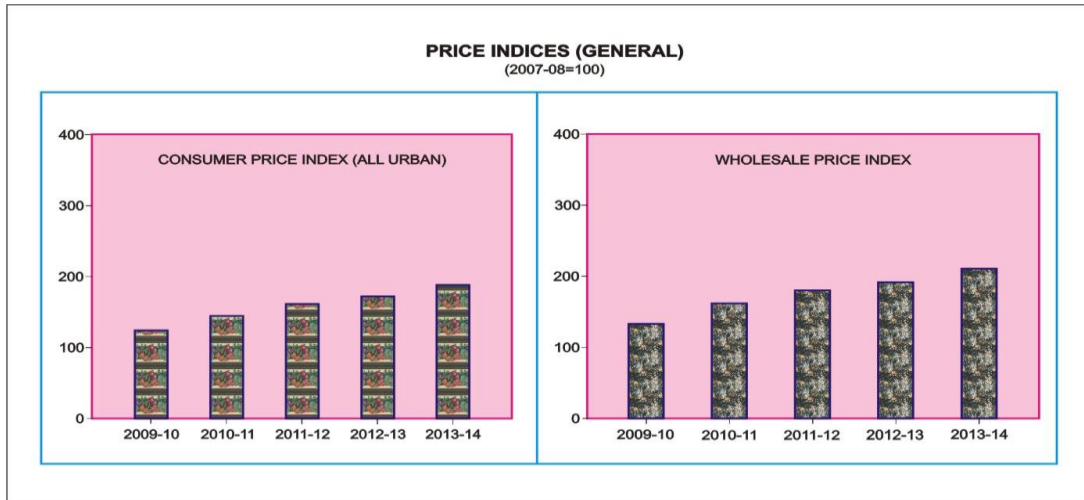
Components	2015				
	Jan.	Feb	March	April	May
A. Currency in Circulation	2370898	2404755	2411394	2449972	2489368
B. Cash in Tills	120390	126356	145140	130645	136966
C. Other Deposits with SBP ¹	12959	13059	13027	15592	15650
D. Bank Deposits	541019	483713	430530	534926	579565
Reserve Money (A+B+C+D)	3045265	3027882	3000090	3131135	3221549
Factor Affecting Reserve Money (RM)					
A. Government Sector(1+2)	2019199	1861005	1717831	1720990	2159775
1. Budgetary Borrowings	1997308	1839305	1695843	1699075	2137038
2. Others	21890	21699	21989	21915	22737
B. Non-Govt. Sector (1+2+3)	556558	551848	493377	387836	397807
1. Claims on Scheduled Banks(a+b+c+d+e)	562193	557418	499065	393511	403448
a. Agriculture Sector	51500	51495	51467	51456	51472
b. Industrial Sector	43140	41976	42451	42171	42449
c. Export Sector	213710	210103	204373	205043	199651
d. Housing Sector	--	-			
e. Others	253843	253843	200774	94841	109876
2. Claims on NBFIs	18440	18505	18387	18399	18434
3. Special a/c debt Repayment	-24075	-24075	-24075	-24075	-24075
C. Other Items (Net)	-81935	-37175	138307	274948	24785
D. Net Domestic Assets (A+B+C)	2493821	2375677	2349516	2383773	2532797
E. Net Foreign Assets	551444	652205	650574	747361	688751
F. Reserve Money (D+E)	3045265	3027882	3000090	3131138	3221549

Note: 1) Excluding IMP A/c Nos. 1,2 & SAF A/c loan, counterpart funds and deposits of foreign, government, Central Bank, international organizations and deposit money banks
2) Source agency has made some changes in table Monetary Statistics and renamed as Reserve Money
3) P = Provisional

7. PRICE

7.1 Price Indices (General) with Percentage Change

Year / month	Consumer price index (all urban)		Wholesale Price Index	
	index	Annual/monthly rate of change (%)	index	Annual/monthly rate of change (%)
(2007-08 = 100)				
2009-10	128.85	10.10	135.40	13.85
2010-11	146.45	13.66	164.17	21.25
2011-12	162.57	11.01	181.29	10.42
2012-13	174.53	7.36	194.61	7.35
2013-14	189.58	8.62	210.48	8.15
2014 May	193.55	-0.26	211.71	-0.08
Jun	194.74	0.61	214.60	1.37
Jul	198.05	1.70	215.76	0.54
Aug	198.70	0.33	214.73	-0.48
Sep	199.40	0.35	215.06	0.15
Oct	199.81	0.21	214.39	-0.31
Nov	198.80	-0.51	212.26	-0.99
Dec	196.79	-1.01	208.25	-1.89
2015 Jan	217.10	0.08	206.11	-1.03
Feb	213.15	-0.92	203.86	-1.09
Mar	214.25	0.23	203.89	0.01
Apr	198.16	1.32	205.65	0.86
May	199.66	0.76	207.92	1.10



7.2 Combined Sensitive Price Indicator (SPI) by Quantile

Year/Month	Quantile					
	Q.1	Q.2	Q.3	Q.4	Q.5	Q.6
(2007-08=100)						
2009 - 10	136.80	138.05	140.26	140.03	142.54	139.84
2010 - 11	159.47	161.21	160.54	166.27	168.82	164.03
2011 - 12	170.77	174.11	173.67	181.09	185.59	178.67
2012 - 13	184.04	190.29	189.05	190.39	190.78	189.61
2013 - 14	201.15	206.95	208.93	210.70	209.74	208.66
2014 May	200.84	207.07	209.95	212.12	211.34	209.80
Jun	203.07	209.47	212.49	214.79	214.05	212.40
Jul	207.04	213.40	216.40	218.64	217.57	216.14
Aug	208.76	214.85	217.62	219.57	218.08	217.08
Sep	209.27	215.18	217.82	219.55	217.76	217.06
Oct	209.21	215.07	217.61	219.21	217.14	216.67
Nov	206.84	212.73	215.65	217.17	214.69	214.45
Dec	203.70	209.85	213.06	214.64	212.03	211.76
2015 Jan	201.92	208.09	211.30	212.83	210.03	209.89
Feb	199.92	205.79	208.78	209.92	206.59	206.98
Mar	199.92	205.81	208.83	209.99	206.70	207.05
Apr	200.70	206.77	209.95	211.37	208.40	208.42
May	203.33	209.62	212.99	214.56	211.53	211.48

7.3 Combined Consumer Price Index Numbers by Commodity Groups

Year/month	General	Food & Non Alcoholic Beverages	Alcoholic Beverages Tobacco	Clothing & Footwear	Housing water, Elec, Gas Fuels	H. hold Equip & Repair, Maintenance	Health	Trans-port	Communi-cation	Recre-ation & Culture	Educa-tion	Restau & Hotels	Miscellneous goods & services
(2007-08=100)													
2009-10	128.85	139.10	136.71	119.22	122.14	123.93	114.33	132.79	109.65	127.87	119.39	140.36	133.63
2010-11	146.45	164.61	151.64	133.35	135.27	135.59	123.79	149.01	122.47	134.62	128.17	164.04	152.45
2011-12	162.57	182.77	165.01	153.45	146.17	160.28	137.97	171.39	122.94	145.35	143.83	185.82	181.47
2012-13	174.53	195.05	191.02	175.58	151.34	179.87	156.56	186.43	126.16	169.07	156.69	203.63	199.49
2013-14	189.58	211.75	223.38	198.01	164.60	195.85	167.15	195.15	129.76	183.77	172.57	228.61	210.15
2014 May	193.55	213.57	223.66	205.01	169.51	202.02	172.45	195.03	129.81	188.47	188.73	238.05	215.29
Jun	194.74	214.50	259.28	206.96	169.53	204.09	172.75	195.27	129.88	188.74	190.90	238.76	215.12
Jul	198.05	220.48	265.82	209.51	171.62	204.42	173.40	198.38	129.85	188.76	191.33	239.23	216.98
Aug	198.70	221.77	266.59	210.19	171.65	205.48	173.42	198.70	129.83	189.02	191.45	239.85	218.63
Sep	199.40	221.77	266.59	210.97	171.70	207.21	174.47	205.10	129.85	189.34	191.93	242.00	219.39
Oct	199.81	221.33	266.62	211.10	173.39	207.48	174.95	204.84	129.85	189.39	192.41	242.78	220.36
Nov	198.80	220.25	266.65	213.01	174.01	208.26	175.37	190.59	129.99	189.55	192.41	242.78	220.35
Dec	196.79	215.18	266.63	213.88	174.04	208.8	176.31	185.17	130.13	189.6	192.41	244.59	220.73
2015 Jan	196.95	214.11	266.62	214.32	176.51	209.37	176.97	181.22	130.13	189.63	192.41	244.90	221.30
Feb	195.13	209.81	266.63	214.49	176.51	209.72	177.16	175.39	130.27	189.67	192.41	246.22	222.81
Mar	195.57	210.96	266.63	215.06	176.51	209.89	177.26	175.14	130.27	189.80	192.50	247.22	222.57
Apr	198.16	214.18	266.65	217.17	177.73	211.06	178.21	176.70	130.29	192.74	209.17	247.73	223.99
May	199.66	218.32	268.97	217.58	177.75	210.84	178.22	176.82	130.29	192.98	209.17	248.45	223.08

**7.4: Consumer Price Index Numbers by Major Groups
and Selected Commodities
(2007-2008=100)**

Item and Specification	Weight	Index Numbers			% Change in May,2015 over			
		May, 2015	Apr., 2015	May, 2014	Apr., 2015	May, 2014		
<u>General</u>	100.0000	199.66	198.16	193.55	+	0.76	+	3.16
<u>Food and non-alcoholic Beverages</u>	34.8343	218.32	214.18	213.57	+	1.93	+	2.22
1 Wheat	0.3477	195.82	201.58	202.46	-	2.86	-	3.28
2 Wheat Flour	4.1648	211.25	213.53	215.86	-	1.07	-	2.14
3 Wheat Product	0.0959	212.65	212.35	216.64	+	0.14	-	1.84
4 Besan	0.1500	198.34	175.45	174.07	+	13.05	+	13.94
5 Rice	1.5821	177.40	178.25	194.11	-	0.48	-	8.61
6 Cereals	0.1563	240.96	239.89	234.92	+	0.45	+	2.57
7 Bakery & Confectionary	1.1550	208.20	207.72	203.57	+	0.23	+	2.27
8 Nimco	0.4574	239.02	238.93	229.43	+	0.04	+	4.18
9 Meat	2.4303	246.71	246.33	236.99	+	0.15	+	4.10
10 Chicken	1.3596	209.37	189.13	206.39	+	10.70	+	1.44
11 Fish	0.2970	214.25	215.34	221.27	-	0.51	-	3.17
12 Milk Fresh	6.6800	251.91	250.46	239.56	+	0.58	+	5.16
13 Milk Products	0.6338	244.99	243.32	234.87	+	0.69	+	4.31
14 Milk Powder	0.1129	226.10	225.93	216.45	+	0.08	+	4.46
15 Eggs	0.4555	165.19	175.57	164.96	-	5.91	+	0.14
16 Mustard Oil	0.0952	152.12	153.75	157.00	-	1.06	-	3.11
17 Cooking Oil	1.7538	144.64	147.12	162.67	-	1.69	-	11.08
18 Vegetable Ghee	2.0714	141.19	143.28	158.90	-	1.46	-	11.15
19 Dry Fruits	0.2543	252.03	250.60	233.21	+	0.57	+	8.07
20 Fresh Fruits	1.8649	253.52	232.24	237.01	+	9.16	+	6.97
21 Pulse Masoor	0.2712	194.06	188.36	180.78	+	3.03	+	7.35
22 Pulse Moong	0.2336	314.45	311.10	295.25	+	1.08	+	6.50
23 Pulse Mash (Washed)	0.2098	245.40	231.57	202.05	+	5.97	+	21.46
24 Pulse Gram	0.2361	198.97	173.18	168.69	+	14.89	+	17.95
25 Gram Whole	0.1616	188.78	178.42	179.36	+	5.81	+	5.25
26 Beans	0.0269	233.82	232.45	243.91	+	0.59	-	4.14
27 Potatoes	0.4774	125.27	128.90	390.89	-	2.82	-	67.95
28 Onion	0.5415	281.38	262.15	200.43	+	7.34	+	40.39
29 Tomatoes	0.4494	170.51	145.03	72.63	+	17.57	+	134.77
30 Fresh Vegetables	1.6577	251.32	225.41	212.79	+	11.49	+	18.11
31 Sugar	1.0445	210.60	205.53	188.83	+	2.47	+	11.53
32 Gur	0.0220	264.36	256.44	248.63	+	3.09	+	6.33
33 Honey	0.0446	303.39	303.39	282.11	+	0.00	+	7.54
34 SweetMeat	0.2483	234.89	234.89	225.95	+	0.00	+	3.96
35 Beverages	1.1990	209.53	207.94	200.63	+	0.76	+	4.44
36 Jam, Tomato Ketchup & Pickles	0.2454	207.96	207.59	193.93	+	0.18	+	7.23
37 Condiments	0.2656	258.07	257.07	242.66	+	0.39	+	6.35
38 Spices	0.5441	235.30	234.74	221.11	+	0.24	+	6.42
39 Tea	0.8377	228.63	226.62	211.36	+	0.89	+	8.17
<u>Alcoholic Beverages, Tobacco</u>	1.4135	268.97	266.65	223.66	+	0.87	+	20.26
40 Cigarettes	1.3906	269.95	267.63	224.02	+	0.87	+	20.50
41 Betel Leaves & Nuts	0.0229	209.62	207.03	201.93	+	1.25	+	3.81
<u>Clothing and footwear</u>	7.5708	217.58	217.17	205.01	+	0.19	+	6.13
42 Cotton Cloth	1.7286	212.76	211.44	197.56	+	0.62	+	7.69
43 Woolen Cloth	0.8759	234.13	234.13	224.61	+	0.00	+	4.24
44 Readymade Garments	0.9739	220.64	220.40	205.68	+	0.11	+	7.27
45 Woolen Readymade Garments	0.3964	240.86	240.86	218.34	+	0.00	+	10.31
46 Hosiery	0.5094	229.66	229.28	216.85	+	0.17	+	5.91
47 Dopatta	0.4412	232.33	232.30	223.46	+	0.01	+	3.97
48 Cleaning and Laundry	0.2110	237.72	237.64	226.92	+	0.03	+	4.76
49 Tailoring	0.8840	270.70	270.28	245.06	+	0.16	+	10.46
50 Footwear	1.5504	164.56	164.53	163.45	+	0.02	+	0.68

Contd.

**7.4: Consumer Price Index Numbers by Major Groups
and Selected Commodities
(2007-2008=100)**

Item and Specification	Weight	Index Numbers			% Change in May,2015 over			
		May, 2015	Apr., 2015	May, 2014	Apr., 2015	May, 2014		
<u>Housing, water, Elec., Gas and other fuels</u>	29.4149	177.75	177.73	169.51	+	0.01	+	4.86
51 House Rent	21.8149	166.88	166.88	157.05	+	0.00	+	6.26
52 Construction Input Items	0.5623	238.93	238.88	232.02	+	0.02	+	2.98
53 Construction Wage Rates	0.3331	211.69	210.14	198.08	+	0.74	+	6.87
54 Water Supply	0.4971	149.92	149.92	149.92	+	0.00	+	0.00
55 Electricity	4.3985	231.52	231.52	227.44	+	0.00	+	1.79
56 Gas	1.5756	143.81	143.81	143.81	+	0.00	+	0.00
57 Kerosene Oil	0.0057	211.77	208.84	277.67	+	1.40	-	23.73
58 Firewood Whole	0.2277	274.59	274.81	266.27	-	0.08	+	3.12
<u>Furnishing and household equipment maintenance</u>	4.2082	210.84	211.06	202.02	-	0.10	+	4.37
59 Furniture	0.3315	203.03	202.69	194.15	+	0.17	+	4.57
60 Household Textiles	0.6489	207.80	207.73	198.83	+	0.03	+	4.51
61 Household Equipment	0.5936	174.36	173.79	170.01	+	0.33	+	2.56
62 Utensils	0.3212	213.57	212.94	204.94	+	0.30	+	4.21
63 Plastic Products	0.2547	201.69	201.48	195.15	+	0.10	+	3.35
64 Washing Soaps & Detergents	0.7893	221.82	225.12	219.42	-	1.47	+	1.09
65 Sewing Needle & Dr Cell	0.1496	198.97	198.97	178.69	+	0.00	+	11.35
66 Household Servant	1.0432	229.23	228.35	214.31	+	0.39	+	6.96
67 Marriage Hall Charges	0.0762	231.83	231.83	220.81	+	0.00	+	4.99
<u>Health</u>	2.1868	178.22	178.21	172.45	+	0.01	+	3.35
68 Drugs & Medicines	1.2667	148.34	148.33	145.18	+	0.01	+	2.18
69 Medical Equipments	0.0080	225.36	225.36	217.98	+	0.00	+	3.39
70 Doctor (MBBS) Clinic Fee	0.5904	241.97	241.97	232.41	+	0.00	+	4.11
71 Medical Tests	0.3217	177.69	177.69	168.61	+	0.00	+	5.39
<u>Transport</u>	7.2023	176.82	176.70	195.03	+	0.07	-	9.34
72 Motor Vehicles	0.6630	163.41	163.41	159.77	+	0.00	+	2.28
73 Motor Vehicle Accessories	0.2439	225.89	226.51	226.97	-	0.27	-	0.48
74 Motor Fuel	3.0269	150.45	150.53	186.95	-	0.05	-	19.52
75 Mechanical Service	0.4552	215.35	212.78	204.29	+	1.21	+	5.41
76 Motor Vehicle Tax	0.1099	210.18	210.18	153.74	+	0.00	+	36.71
77 Transport Services	2.7034	197.35	197.35	209.96	+	0.00	-	6.01
<u>Communication</u>	3.2198	130.29	130.29	129.81	+	0.00	+	0.37
78 Postal Services	0.0662	227.44	227.44	215.89	+	0.00	+	5.35
79 Communication & Apparatus	3.1536	128.25	128.25	128.01	+	0.00	+	0.19
<u>Recreation and culture</u>	2.0227	192.98	192.74	188.47	+	0.12	+	2.39
80 Recreation & Culture	0.8634	128.25	128.25	127.00	+	0.00	+	0.98
81 Text Books	0.5706	290.62	290.10	279.73	+	0.18	+	3.89
82 Newspapers	0.1934	175.42	175.42	175.42	+	0.00	+	0.00
83 Stationery	0.3953	201.99	201.55	197.36	+	0.22	+	2.35
<u>Education</u>	3.9431	209.17	209.17	188.73	+	0.00	+	10.83
84 Education	3.9431	209.17	209.17	188.73	+	0.00	+	10.83
<u>Restaurants and hotels</u>	1.2286	248.45	247.73	238.05	+	0.29	+	4.37
85 Readymade Food	1.2286	248.45	247.73	238.05	+	0.29	+	4.37
<u>Misc. goods and services</u>	2.7550	223.08	223.99	215.29	-	0.41	+	3.62
86 Personal Care	1.4935	206.16	207.29	198.96	-	0.55	+	3.62
87 Cosmetics	0.3853	190.66	190.49	181.99	+	0.09	+	4.76
88 Blades	0.0322	185.88	185.88	183.30	+	0.00	+	1.41
89 Personal Equipments	0.8440	269.23	270.30	260.62	-	0.40	+	3.30

**7.5 Combined Consumer Price Index Numbers by Quintiles
and Major Commodity Groups
May, 2015
(2007-2008=100)**

Income Quintiles	General	Food & non-alcoholic Beverages	Alcoholic Beverages, Tobacco	Clothing & footwear	Housing, water, Elec., Gas & other fuels	Furnishing & household equipment maintenance	Health	Transport	Communication	Recreation & culture	Education	Restaurants & hotels	Misc. goods & services
------------------	---------	--------------------------------	------------------------------	---------------------	--	--	--------	-----------	---------------	----------------------	-----------	----------------------	------------------------

All Urban Combined

Aggregate 199.66 218.32 268.97 217.58 177.75 210.84 178.22 176.82 130.29 192.98 209.17 248.45 223.08

Income Quintile 1 200.35 214.93 277.45 215.81 165.55 212.25 171.26 187.33 118.51 207.48 221.34 248.01 221.29

Income Quintile 2 202.18 216.37 277.02 215.99 175.49 210.88 173.82 181.09 118.57 205.05 218.96 248.88 220.24

Income Quintile 3 202.59 217.20 275.96 216.42 179.79 208.77 175.64 178.41 120.58 201.35 213.85 248.58 220.94

Income Quintile 4 202.20 218.19 275.00 217.18 181.91 207.19 178.29 174.41 124.93 195.84 213.62 248.34 221.09

Income Quintile 5 197.54 220.15 259.67 218.88 178.24 211.93 180.81 176.69 135.74 186.44 206.43 248.45 225.15

7.6 Combined Consumer Price Index Numbers by Quintile, Major Commodity Groups for Selected Cities

May, 2015
(2007-2008=100)

Cities	General	Food & non-alcoholic Beverages	Alcoholic Beverages, Tobacco	Clothing & footwear	Housing, water, Elec., Gas & other fuels	Furnishing & household equipment maintenance	Health	Transport	Communication	Recreation & culture	Education	Restaurants & hotels	Misc. goods & services
--------	---------	--------------------------------	------------------------------	---------------------	--	--	--------	-----------	---------------	----------------------	-----------	----------------------	------------------------

Income Quintile 1

Rawalpindi	211.23	225.43	294.91	228.95	188.20	220.57	199.87	198.50	104.44	221.57	276.77	241.66	215.92
Islamabad	211.74	219.94	288.44	224.65	167.44	225.53	200.14	201.99	111.29	309.01	675.44	225.22	222.81
Lahore	193.34	222.29	270.11	201.59	144.72	234.49	186.90	174.19	104.42	217.34	203.77	233.61	255.47
Gujranwala	194.87	211.89	283.20	206.86	163.53	217.22	155.62	174.72	111.41	226.35	162.24	237.05	206.62
Sialkot	190.28	210.21	286.78	171.48	160.73	177.79	141.40	189.75	115.82	305.07	187.03	208.25	198.40
Faisalabad	197.11	211.23	271.85	191.83	175.25	192.75	162.65	186.05	124.07	237.51	159.63	258.87	202.93
Multan	195.48	206.46	263.98	202.34	172.37	204.85	161.51	176.62	137.90	226.87	179.95	248.60	200.86
Sargodha	209.59	207.80	281.00	210.89	210.35	249.51	168.83	229.26	111.88	249.87	183.98	312.81	215.61
Bahawalpur	208.02	205.18	278.76	243.94	201.33	221.45	157.96	174.67	175.92	264.24	217.98	195.98	207.03
Karachi	190.46	207.22	271.72	214.60	148.15	232.19	160.09	155.18	117.33	198.54	173.86	249.70	248.14
Hyderabad	189.14	214.04	276.02	187.29	145.05	183.37	163.76	176.31	112.36	172.97	222.50	230.31	195.96
Sukkur	198.49	207.18	256.90	234.02	163.49	210.79	152.63	161.87	111.36	170.52	320.08	263.05	203.10
Larkana	204.57	206.20	282.93	211.04	195.38	219.29	258.98	165.62	125.28	180.15	180.73	263.19	258.70
Peshawar	208.08	212.36	271.53	261.87	170.42	237.18	191.09	196.31	113.13	273.89	277.77	254.04	291.59
Bannu	205.49	211.29	277.56	195.90	207.26	237.79	152.52	154.53	109.98	229.55	189.18	288.97	229.00
Quetta	194.17	209.39	301.40	177.52	171.60	177.79	164.02	211.15	124.60	176.72	243.72	235.73	204.42
Khuzdar	199.41	213.51	280.32	201.44	163.60	206.42	174.34	192.51	131.06	165.64	183.07	352.49	190.62

Income Quintile 2

Rawalpindi	214.26	227.07	293.42	228.66	192.68	219.72	202.84	217.32	106.14	255.82	288.23	241.79	216.30
Islamabad	208.41	221.19	295.74	232.17	163.00	221.67	188.09	181.51	108.89	232.90	578.02	230.84	214.53
Lahore	192.56	222.89	274.28	199.98	146.15	239.23	179.41	164.74	104.02	217.53	210.94	235.07	249.64
Gujranwala	194.42	212.54	283.25	203.11	166.32	211.85	154.39	169.58	112.28	241.94	150.79	254.13	206.71
Sialkot	188.03	208.32	286.46	175.23	163.22	175.13	145.35	177.01	121.63	333.76	184.88	209.17	185.22
Faisalabad	195.41	211.40	273.98	193.35	177.68	198.64	161.34	175.45	118.84	230.58	149.60	248.05	202.96
Multan	195.16	208.11	263.77	201.54	175.28	201.00	158.08	167.80	130.84	233.80	179.17	245.22	199.92
Sargodha	209.75	207.67	276.18	210.81	214.00	250.90	173.69	201.72	105.24	260.97	198.68	300.53	219.39
Bahawalpur	206.48	205.95	277.58	237.87	202.38	226.55	163.27	158.47	175.25	255.30	191.73	203.92	206.35
Karachi	191.65	209.84	270.16	210.74	151.54	223.54	158.93	157.68	121.22	193.88	178.73	251.10	234.66
Hyderabad	189.68	214.73	274.98	188.40	148.36	185.63	167.72	177.13	113.66	167.21	262.71	231.58	195.58
Sukkur	198.34	207.50	250.13	233.55	167.06	206.17	155.40	163.56	108.78	172.08	309.03	263.35	201.92
Larkana	209.20	212.33	282.02	213.84	198.83	213.80	268.30	170.13	131.60	180.37	182.55	264.43	256.19
Peshawar	207.72	213.67	276.97	264.02	173.42	233.97	185.75	186.71	120.58	249.41	253.56	253.57	285.50
Bannu	202.47	210.16	270.71	195.47	203.97	231.68	152.40	153.21	114.97	217.25	197.07	278.24	241.71
Quetta	194.03	210.73	291.29	179.73	175.11	179.95	164.95	184.80	119.60	178.95	219.37	235.24	202.99
Khuzdar	198.17	214.23	273.77	200.55	156.77	218.26	181.22	177.52	134.13	176.56	178.97	347.93	187.46

Cotnd.

**7.6 Combined Consumer Price Index Numbers by Quintile,
Major Commodity Groups for Selected Cities
May, 2015
(2007-2008=100)**

Cities	General	Food & non-alcoholic Beverages	Alcoholic Beverages, Tobacco	Clothing & footwear	Housing, water, Elec., Gas & other fuels	Furnishing & household equipment maintenance	Health	Transport	Communication	Recreation & culture	Education	Restaurants & hotels	Misc. goods & services
--------	---------	--------------------------------	------------------------------	---------------------	--	--	--------	-----------	---------------	----------------------	-----------	----------------------	------------------------

Income Quintile 3

Rawalpindi	213.74	226.27	288.23	231.52	191.09	217.85	212.00	193.25	110.45	242.03	284.34	244.19	220.89
Islamabad	208.87	223.21	274.30	226.45	157.12	218.71	182.40	183.07	113.01	221.18	729.12	222.92	229.23
Lahore	191.25	224.43	272.22	200.80	137.06	239.40	180.39	163.15	107.06	218.33	199.41	232.88	250.36
Gujranwala	192.51	213.23	283.48	207.36	157.54	207.59	153.56	160.43	116.83	216.47	151.17	236.99	206.58
Sialkot	187.08	207.90	266.89	176.25	157.29	181.23	144.61	164.69	128.72	307.01	176.52	203.58	186.52
Faisalabad	193.25	211.87	268.88	193.04	171.45	198.58	161.52	169.57	120.17	228.78	151.63	236.88	203.71
Multan	193.59	208.27	262.89	200.14	169.59	193.70	159.60	166.27	133.88	224.01	171.06	240.96	199.92
Sargodha	207.83	206.00	274.03	211.60	217.55	249.90	167.28	184.66	110.50	253.89	177.83	307.39	218.17
Bahawalpur	206.43	206.45	283.36	241.30	200.00	228.66	157.07	156.56	175.76	241.67	196.69	205.15	209.00
Karachi	191.63	211.30	272.24	208.05	143.79	218.91	157.19	158.56	123.08	191.22	183.30	253.41	232.27
Hyderabad	187.67	215.17	274.49	189.74	137.42	186.83	166.37	174.39	123.08	172.14	256.30	233.76	197.88
Sukkur	196.02	207.80	251.19	234.33	156.13	207.90	148.75	159.87	110.30	172.83	311.31	258.52	202.04
Larkana	209.62	215.26	272.81	211.75	197.67	211.83	255.05	169.21	132.87	179.61	181.96	261.94	274.03
Peshawar	205.21	212.96	267.85	264.75	166.77	234.67	183.25	191.46	119.17	228.97	266.09	254.60	275.12
Bannu	201.57	211.40	276.64	202.09	200.78	219.40	154.68	149.08	117.65	205.64	182.59	278.13	239.95
Quetta	191.52	210.60	279.52	179.89	170.69	179.80	165.45	169.69	118.98	176.01	232.66	229.31	198.77
Khuzdar	195.36	215.84	268.98	196.36	147.69	215.42	187.97	168.49	136.42	172.28	177.92	340.87	189.76

Income Quintile 4

Rawalpindi	214.44	227.31	285.01	234.71	196.78	222.27	214.02	192.10	112.67	219.68	258.08	246.59	226.28
Islamabad	210.76	224.03	271.42	226.07	163.51	218.62	193.45	185.58	123.81	208.31	645.38	225.83	225.32
Lahore	191.08	225.61	268.76	200.14	151.00	237.60	176.81	158.66	111.81	208.58	197.55	230.62	248.62
Gujranwala	192.89	213.32	276.89	209.64	169.04	196.26	157.55	155.39	122.28	215.04	151.44	237.91	201.51
Sialkot	188.68	209.03	270.30	177.33	171.70	175.68	144.59	164.74	136.20	274.50	175.59	199.80	184.55
Faisalabad	191.91	212.68	268.67	193.90	180.32	198.80	159.91	160.40	123.02	211.76	143.43	238.80	207.46
Multan	194.90	209.41	259.38	201.54	183.02	193.85	155.50	162.44	136.55	212.73	173.44	235.87	204.16
Sargodha	208.55	207.72	268.96	213.34	219.55	256.01	168.53	176.25	116.43	282.66	169.15	305.97	220.24
Bahawalpur	205.72	207.69	276.47	239.36	205.49	223.79	159.85	152.78	175.41	234.36	196.82	197.83	211.78
Karachi	192.48	212.40	272.91	208.13	156.71	224.48	156.94	158.69	127.17	188.96	187.96	254.02	231.69
Hyderabad	189.07	216.82	272.94	189.94	152.51	185.54	167.23	169.91	129.09	173.06	253.80	232.74	200.44
Sukkur	198.98	210.85	241.97	234.15	171.34	208.80	152.29	156.38	116.83	171.73	310.09	257.65	206.52
Larkana	214.15	222.12	249.74	210.84	204.66	210.71	266.66	165.55	140.56	179.25	199.71	262.82	286.23
Peshawar	206.45	215.40	262.62	265.02	177.30	227.29	193.20	183.91	124.35	228.51	251.74	257.22	270.90
Bannu	203.27	212.81	281.62	206.72	200.36	228.71	151.17	151.28	118.25	195.42	180.15	279.54	245.19
Quetta	192.71	210.54	271.23	183.84	178.52	178.57	164.64	171.96	121.79	172.30	241.74	228.83	196.89
Khuzdar	198.45	216.98	275.58	196.82	165.15	223.25	186.89	167.39	139.23	173.17	175.87	328.10	201.21

Contd.

**7.6 Combined Consumer Price Index Numbers by Quintile,
Major Commodity Groups for Selected Cities
May, 2015
(2007-2008=100)**

Cities	General	Food & non-alcoholic Beverages	Alcoholic Beverages, Tobacco	Clothing & footwear	Housing, water, Elec., Gas & other fuels	Furnishing & household equipment maintenance	Health	Transport	Communication	Recreation & culture	Education	Restaurants & hotels	Misc. goods & services
--------	---------	--------------------------------	------------------------------	---------------------	--	--	--------	-----------	---------------	----------------------	-----------	----------------------	------------------------

Income Quintile 5

Rawalpindi	215.26	230.89	260.12	234.63	198.34	223.43	205.04	196.73	125.15	203.38	273.12	242.63	251.94
Islamabad	204.36	226.93	250.16	228.09	161.99	227.97	195.89	198.69	128.33	201.67	404.30	227.92	242.64
Lahore	187.49	228.66	242.88	202.47	150.89	229.80	177.40	169.63	125.15	200.87	189.98	236.74	248.71
Gujranwala	189.55	215.43	265.60	212.88	169.85	181.49	155.08	159.44	133.76	194.91	147.55	232.89	207.84
Sialkot	185.25	209.16	247.88	180.22	170.47	174.12	149.84	168.06	138.04	250.85	169.65	202.97	190.24
Faisalabad	189.48	214.46	249.27	193.11	180.49	207.25	155.71	166.88	129.99	202.26	161.90	224.79	213.87
Multan	191.63	212.86	233.63	200.48	183.36	186.76	154.02	170.70	138.76	206.45	172.15	236.17	206.10
Sargodha	212.38	209.99	272.55	223.57	218.65	338.21	163.76	174.96	125.23	241.75	165.41	310.78	234.08
Bahawalpur	205.20	210.65	238.53	239.88	205.65	226.41	154.05	161.99	176.03	230.52	199.95	195.79	217.94
Karachi	192.20	215.41	260.34	210.12	155.34	283.35	157.77	173.70	138.50	181.77	193.03	257.03	233.02
Hyderabad	187.03	220.44	256.92	192.47	153.51	173.55	165.92	174.98	137.96	163.98	243.97	233.70	208.84
Sukkur	197.83	212.56	228.08	234.01	172.27	201.48	147.64	162.12	127.76	170.17	336.95	256.01	210.96
Larkana	213.66	223.93	237.84	210.30	206.16	206.59	278.51	168.06	144.29	168.69	255.29	260.95	272.55
Peshawar	202.53	218.03	242.92	262.06	175.83	222.50	178.12	189.82	130.18	189.24	252.73	253.93	257.30
Bannu	197.98	211.45	283.75	198.14	200.66	200.34	149.13	141.20	121.19	201.10	209.69	295.30	234.67
Quetta	192.37	212.15	235.01	183.67	181.23	165.77	159.11	173.77	129.25	169.68	242.79	234.93	202.64
Khuzdar	195.72	217.40	234.92	203.09	157.97	220.28	175.39	161.11	146.98	177.90	169.37	346.19	224.82

Aggregate

Rawalpindi	214.29	229.14	273.56	234.01	195.59	222.94	207.37	196.21	121.01	211.88	271.65	243.53	243.19
Islamabad	204.30	226.23	255.23	227.91	160.40	227.28	195.01	197.95	127.59	203.70	416.80	227.85	240.92
Lahore	188.98	226.30	260.34	201.35	148.12	232.31	178.16	166.72	118.63	207.27	193.39	234.90	249.20
Gujranwala	192.07	213.63	276.42	208.92	167.27	193.84	155.65	159.65	124.93	212.19	150.31	236.16	205.86
Sialkot	186.65	208.87	265.62	177.69	167.30	175.78	146.56	167.51	134.97	274.57	173.85	203.00	187.96
Faisalabad	192.39	212.52	266.12	193.17	178.48	203.10	159.49	167.26	125.43	217.19	155.18	237.78	207.94
Multan	193.09	209.92	254.37	200.95	179.16	190.67	156.26	169.04	137.09	213.86	172.89	238.01	203.70
Sargodha	209.57	207.74	273.40	214.35	216.75	284.97	168.04	181.01	117.03	258.38	173.99	307.50	223.32
Bahawalpur	206.04	207.46	269.40	240.39	203.58	225.73	157.24	160.60	175.81	240.38	199.41	197.72	212.09
Karachi	191.36	213.43	266.26	209.52	152.07	267.80	157.60	169.59	134.26	185.33	191.10	255.59	232.98
Hyderabad	188.09	216.90	269.99	190.29	150.13	179.39	166.39	173.90	130.43	168.59	248.71	233.11	203.11
Sukkur	197.87	209.51	242.91	234.04	168.17	206.20	151.24	160.05	118.16	171.44	320.12	258.74	205.86
Larkana	210.50	215.50	267.67	211.62	201.62	211.95	265.83	167.69	136.06	177.65	215.02	262.70	270.71
Peshawar	204.59	215.08	264.01	263.26	174.28	226.40	183.00	189.37	126.29	213.83	253.99	254.59	268.36
Bannu	202.09	211.56	277.60	200.68	201.98	220.33	152.02	147.68	117.66	204.93	192.53	283.92	238.44
Quetta	192.70	210.96	261.12	181.99	177.86	174.30	162.99	173.76	123.95	173.32	238.43	232.03	200.35
Khuzdar	198.05	215.01	271.19	199.51	161.81	215.93	181.59	173.79	136.18	172.68	177.29	343.56	197.62

**7.7 Combined Consumer Price Index Numbers by Income Groups/City
and Commodity Groups for all Centers Covered in CPI
May, 2015
(2007-2008=100)**

Cities	General	Food & non-alcoholic Beverages	Alcoholic Beverages, Tobacco	Clothing & footwear	Housing, water, Elec., Gas & other fuels	Furnishing & household equipment maintenance	Health	Transport	Communication	Recreation & culture	Education	Restaurants & hotels	Misc. goods & services	
Rawalpindi	01	214.29	229.14	273.56	234.01	195.59	222.94	207.37	196.21	121.01	211.88	271.65	243.53	243.19
Islamabad	02	204.30	226.23	255.23	227.91	160.40	227.28	195.01	197.95	127.59	203.70	416.80	227.85	240.92
Attock	03	197.16	211.85	255.23	220.02	153.13	210.86	162.73	192.59	118.99	191.62	295.70	251.66	261.66
Jhelum	04	197.26	212.93	283.32	224.05	167.18	210.03	165.27	180.64	125.78	221.73	293.78	226.61	205.52
Lahore	05	188.98	226.30	260.34	201.35	148.12	232.31	178.16	166.72	118.63	207.27	193.39	234.90	249.20
Sahiwal	06	222.17	224.61	266.84	272.09	212.98	222.98	196.86	174.37	135.64	214.80	281.88	283.66	246.72
Gujranwala	07	192.07	213.63	276.42	208.92	167.27	193.84	155.65	159.65	124.93	212.19	150.31	236.16	205.86
Wazirabad	08	205.46	228.80	281.91	210.73	184.14	192.72	148.55	161.28	128.18	219.85	149.63	222.26	206.22
Sialkot	09	186.65	208.87	265.62	177.69	167.30	175.78	146.56	167.51	134.97	274.57	173.85	203.00	187.96
Faisalabad	10	192.39	212.52	266.12	193.17	178.48	203.10	159.49	167.26	125.43	217.19	155.18	237.78	207.94
Jhang	11	209.29	211.65	268.96	271.96	196.85	200.21	229.62	166.98	135.16	220.37	173.18	239.63	211.84
Multan	12	193.09	209.92	254.37	200.95	179.16	190.67	156.26	169.04	137.09	213.86	172.89	238.01	203.70
Muzaffargarh	13	200.63	219.17	257.55	220.17	170.98	195.94	166.43	164.98	141.54	226.20	173.52	265.24	204.54
D. G. Khan	14	209.36	223.20	251.14	251.69	208.11	205.91	156.89	157.96	122.23	197.37	114.17	221.96	185.73
Vehari	15	188.77	207.46	269.26	180.80	176.64	200.28	128.88	145.99	132.02	214.32	168.13	231.30	215.24
Sargodha	16	209.57	207.74	273.40	214.35	216.75	284.97	168.04	181.01	117.03	258.38	173.99	307.50	223.32
Mianwali	17	216.84	220.56	281.86	188.27	248.64	210.56	161.38	161.86	108.40	260.85	178.96	217.91	240.22
Bahawalpur	18	206.04	207.46	269.40	240.39	203.58	225.73	157.24	160.60	175.81	240.38	199.41	197.72	212.09
Bahawalnagar	19	206.22	212.25	263.72	248.45	199.59	245.90	174.22	149.70	124.71	228.28	179.89	314.83	214.25
R. Y. Khan	20	205.59	222.12	271.01	260.25	180.49	220.44	155.18	163.00	126.34	217.43	213.65	272.47	214.49
Karachi	21	191.36	213.43	266.26	209.52	152.07	267.80	157.60	169.59	134.26	185.33	191.10	255.59	232.98
Hyderabad	22	188.09	216.90	269.99	190.29	150.13	179.39	166.39	173.90	130.43	168.59	248.71	233.11	203.11
Nawabshah	23	233.11	228.93	254.56	286.34	197.99	237.72	222.44	169.88	135.75	165.29	553.68	309.73	407.37
Mirpukhas	24	199.73	215.42	276.45	201.61	178.91	184.72	162.21	172.19	114.67	161.98	231.11	293.33	224.11
Mithi	25	211.89	212.93	280.00	199.90	227.93	181.50	154.15	168.32	112.59	142.73	279.07	290.51	248.87
Sukkur	26	197.87	209.51	242.91	234.04	168.17	206.20	151.24	160.05	118.16	171.44	320.12	258.74	205.86
Larkana	27	210.50	215.50	267.67	211.62	201.62	211.95	265.83	167.69	136.06	177.65	215.02	262.70	270.71
Dadu	28	206.06	227.58	265.14	212.46	168.91	211.05	149.89	174.78	119.98	170.54	439.70	255.06	198.85
Peshawar	29	204.59	215.08	264.01	263.26	174.28	226.40	183.00	189.37	126.29	213.83	253.99	254.59	268.36
Mardan	30	233.34	217.84	267.23	290.56	232.17	228.44	172.73	198.26	124.55	241.29	446.96	274.48	308.01
Abbottabad	31	201.22	214.51	263.04	223.82	167.17	274.44	157.13	202.52	148.67	215.97	190.45	284.13	223.27
Bannu	32	202.09	211.56	277.60	200.68	201.98	220.33	152.02	147.68	117.66	204.93	192.53	283.92	238.44
D. I. Khan	33	206.49	225.48	283.73	201.47	206.19	196.45	158.77	161.25	112.29	168.12	206.63	258.55	211.77
Mingora	34	220.48	219.31	278.20	266.07	187.94	230.06	215.33	189.77	130.38	220.38	248.65	300.75	407.81
Quetta	35	192.70	210.96	261.12	181.99	177.86	174.30	162.99	173.76	123.95	173.32	238.43	232.03	200.35
Turbat	36	203.59	212.90	299.21	192.45	204.82	206.31	174.84	154.45	118.58	146.41	216.73	222.57	211.45
Gawadar	37	196.27	215.85	249.99	199.20	171.95	199.11	164.06	144.24	109.09	119.08	243.51	217.07	204.74
Loralai	38	210.90	220.97	268.77	205.18	211.72	179.67	198.08	172.05	114.25	188.12	200.45	285.97	234.49
Khuzdar	39	198.05	215.01	271.19	199.51	161.81	215.93	181.59	173.79	136.18	172.68	177.29	343.56	197.62
D. M. Jamali	40	200.39	212.12	275.14	201.09	180.88	197.90	163.85	181.20	123.19	155.41	229.42	279.92	202.04

7.8 Index Numbers of Wholesale Prices by Commodity Groups

Year / month	General	Agriculture Forestry & Fishery Product	Others & Minerals electricity gas & water	Food product Beverages & tobacco Textile Apparel & Leather Product	Other transport- able Goods	Metal product Machinery & Equipment
--------------	---------	--	--	--	-----------------------------------	---

(2007-08=100)

2009-10	135.40	142.02	139.76	135.02	135.41	111.10
2010-11	164.17	183.20	159.13	166.49	155.77	128.10
2011-12	181.29	185.04	182.74	176.07	194.64	152.55
2012-13	194.61	198.23	211.17	188.39	203.93	159.29
2013-14	158.88	165.52	163.62	156.11	162.99	132.02
2014 May	211.71	223.55	242.36	201.29	212.29	170.11
Jun	214.60	228.53	242.45	204.31	214.75	171.26
Jul	215.76	230.64	242.67	205.50	215.63	171.57
Aug	214.72	224.73	242.91	207.15	215.14	172.17
Sep	215.06	225.47	242.99	207.86	214.53	172.76
Oct	214.39	222.72	244.75	208.83	212.36	172.85
Nov	212.26	219.26	247.62	207.90	206.62	172.72
Dec	208.25	213.09	247.20	205.77	199.17	172.37
2015 Jan	206.11	214.90	248.30	204.71	187.85	173.68
Feb	203.86	212.18	246.75	205.52	180.79	173.23
Mar	203.89	212.84	246.08	205.27	180.97	173.00
Apr	205.65	219.00	245.66	205.98	181.06	172.88
May	207.92	224.47	245.36	206.76	184.03	172.74

7.9 Index Numbers of Wholesale Prices by Commodities

AGRICULTURE FORESTRY & FISHERY											
Year/month	Wheat	Maize	Rice	Sorghum/ Jowar	Millet/ Bajra	Vegetables	Fresh Fruits	Dry Fruits	Cotton Seeds	Other oil Seeds	Edible Roots Potatoes
(2007-08=100)											
2009-10	157.54	115.02	111.40	158.39	107.75	151.74	106.02	137.88	144.08	122.94	162.12
2010-11	159.53	150.61	123.39	195.10	127.61	173.43	129.19	161.97	171.48	141.73	201.45
2011-12	163.44	159.77	149.45	191.12	153.77	211.52	175.48	181.96	189.55	166.98	175.20
2012-13	188.52	174.74	165.42	211.29	177.02	216.66	216.05	181.47	168.92	177.67	162.82
2013-14	227.13	185.28	177.67	279.98	179.06	254.41	226.73	201.66	185.58	178.30	314.12
2014 May	204.31	190.14	179.49	317.54	169.81	211.50	264.24	213.82	220.44	177.64	447.26
Jun	205.99	189.74	180.08	316.79	173.02	205.05	283.76	219.20	219.90	182.36	472.92
Jul	207.97	191.76	179.66	323.08	174.47	247.48	321.25	217.95	231.50	190.46	543.47
Aug	214.37	193.63	180.50	328.11	174.19	304.25	256.65	217.97	216.43	189.39	550.88
Sep	214.19	195.66	181.27	307.35	173.72	322.71	244.99	218.98	192.17	190.46	504.54
Oct	215.03	193.55	182.99	286.45	177.35	302.11	250.21	220.55	186.82	186.54	535.17
Nov	216.76	191.93	181.10	280.16	171.52	285.84	210.77	220.92	188.86	188.07	483.87
Dec	210.79	186.45	172.32	280.16	167.42	213.83	215.51	224.99	192.60	187.36	275.99
2015 Jan	210.71	186.33	168.68	287.71	162.43	199.24	211.03	227.77	199.35	186.61	199.26
Feb	210.66	189.01	166.83	289.98	162.93	180.66	217.00	229.16	208.28	177.61	161.82
Mar	210.62	187.54	162.53	289.73	159.44	188.58	226.58	232.48	203.39	172.36	150.80
Apr	206.14	188.60	163.71	292.62	172.47	262.99	242.95	237.25	215.48	157.14	115.50
May	199.19	198.78	163.53	321.25	189.44	289.71	262.42	238.89	231.37	161.07	106.40

Contd.

7.9 Index Numbers of Wholesale Prices by Commodities

Year/month	AGRICULTURE FORESTRY & FISHERY											
	Stimulant & spice crops	Pulses	Sugar crops	Fibre crops	Unmanufactured tobacco	Poultry	Milk from bovine animals	Eggs	Raw animal material / wool	Hides&fur skins wool	Fuel wood in logs	Fishes fresh or chilled
(2007-08=100)												
2009-10	159.91	144.32	208.66	162.63	142.50	156.00	135.32	153.07	88.65	99.97	129.86	137.63
2010-11	212.69	169.24	287.34	280.76	156.10	163.53	157.40	148.79	113.86	106.92	151.43	136.35
2011-12	187.89	212.28	273.92	195.07	167.72	186.89	190.29	180.67	134.34	131.07	190.47	144.71
2012-13	184.68	204.81	267.92	193.56	171.49	178.40	213.81	191.02	138.84	139.08	215.48	191.11
2013-14	316.66	186.74	267.92	217.41	186.62	202.88	225.98	200.17	155.22	145.20	238.11	247.73
2014 May	372.30	198.71	267.92	217.38	196.08	215.25	230.92	158.06	156.33	145.23	243.47	249.76
Jun	472.58	200.37	267.92	220.08	196.08	207.92	240.49	166.88	157.03	145.85	243.47	250.37
Jul	460.25	198.96	267.92	201.65	204.74	206.33	242.57	176.03	164.70	146.12	243.47	246.21
Aug	429.22	194.38	267.92	175.37	206.81	212.06	243.95	218.87	161.50	145.14	243.47	243.89
Sep	404.43	193.89	267.92	182.68	207.00	180.11	248.75	217.31	162.90	145.38	243.47	244.41
Oct	397.61	193.91	267.92	170.48	208.01	172.75	248.92	218.07	173.82	154.93	246.31	247.49
Nov	362.38	202.21	267.92	163.54	212.62	174.87	250.31	241.19	173.82	156.37	250.46	259.83
Dec	354.12	204.27	267.92	155.90	217.23	192.50	251.69	232.79	178.68	157.14	250.46	274.05
2015 Jan	301.52	212.26	287.55	161.74	217.23	209.94	251.69	245.22	181.52	162.19	256.69	288.90
Feb	281.50	212.31	287.55	161.34	217.23	163.19	251.69	205.24	178.52	159.76	259.53	288.48
Mar	281.74	209.71	286.29	165.63	217.50	167.92	251.69	189.76	177.10	159.92	259.53	286.70
Apr	286.93	209.56	286.29	172.53	217.50	189.61	251.69	170.54	177.10	159.72	259.53	283.89
May	299.29	229.44	286.29	178.69	219.79	214.91	252.55	163.42	174.38	158.90	259.09	282.30

Contd.

7.9 Index Numbers of Wholesale Prices by Commodities

Year/Month	ORES/MINERALS, GAS & ELECT.				FOOD, BEVERAGES, TOBACCO TEXTILE, APP. LEATHER TEXTILE					
	Coal not Agglomerated	Natural Gas liquified	Salt pure sodium chloride	Electrical Energy	Meat of Animals	Vegetables & fruit Juices	Dried Fruits & Nuts	Fruits & Juices	Vegetable Oil Refined	Vegetable Ghee

(2007-08=100)

2009-10	109.77	148.27	116.89	135.22	139.74	132.75	152.66	120.39	109.33	94.75
2010-11	120.42	157.03	125.80	166.98	174.86	148.78	170.78	133.20	127.91	118.21
2011-12	149.74	193.29	155.69	176.51	214.40	175.93	197.32	155.58	153.33	141.37
2012-13	209.81	197.43	175.78	226.10	228.80	186.93	219.33	158.67	157.94	141.75
2013-14	223.53	203.85	223.53	281.02	238.93	192.48	221.32	166.33	162.31	141.51
2014 May	223.53	201.77	234.11	287.44	241.31	192.16	218.45	169.52	165.54	141.65
Jun	223.53	201.86	243.18	287.44	243.10	194.02	217.80	170.89	165.47	140.01
Jul	223.53	202.34	243.18	287.44	246.01	194.12	217.80	171.20	164.33	140.35
Aug	223.53	202.79	248.50	287.44	252.65	194.12	219.98	171.34	163.56	139.94
Sep	223.53	202.94	248.50	287.44	256.74	194.12	219.98	171.34	162.58	139.10
Oct	223.53	206.65	247.16	287.44	257.41	196.79	222.26	171.93	163.22	137.60
Nov	223.53	204.85	247.16	295.61	257.41	196.79	227.45	171.93	163.13	137.39
Dec	223.53	203.99	247.16	295.61	257.59	197.07	229.74	171.93	161.32	132.27
2015 Jan	223.53	206.29	247.16	295.61	257.79	198.31	232.57	172.22	159.94	130.81
Feb	223.53	203.03	247.16	295.61	259.95	198.31	228.83	173.27	158.19	129.25
Mar	223.53	201.62	247.16	295.61	260.18	198.31	229.85	173.34	158.10	128.57
Apr	223.53	200.74	248.84	295.61	260.64	199.28	228.25	174.06	155.23	124.33
May	223.53	200.10	248.84	295.61	262.20	199.38	229.34	174.61	153.75	122.65

Contd.

7.9 Index Numbers of Wholesale Prices by Commodities

Year / month	FOOD, BEVERAGES, TOBACCO TEXTILE, APP. LEATHER TEXTILE												
	Oil cakes	Processed Liquid Milk	Milk & cream in solid form	Ice cream	Dairy Product N.E.C	Wheat Flour	Other cereal Flour	Sugar Refined	Chocolates	Sugar Confectionary	Coffee & Tea	SPICES	Other Food Product

(2007-08=100)

2009-10	133.50	131.72	143.69	133.53	126.71	146.16	102.24	209.80	98.94	101.73	151.22	116.98	186.48
2010-11	150.73	154.76	190.61	139.71	141.43	146.53	135.02	251.13	99.77	101.52	165.31	162.42	244.90
2011-12	149.51	182.39	170.43	155.81	184.52	151.98	163.80	229.24	100.35	100.56	192.23	267.98	301.28
2012-13	166.19	207.70	171.54	172.43	207.02	172.24	194.72	201.93	99.19	101.34	203.24	279.84	319.16
2013-14	191.83	211.76	196.23	210.37	220.93	205.78	139.04	206.98	99.19	102.28	215.49	193.08	308.00
2014 May	219.35	222.76	209.55	218.66	230.41	197.22	139.33	196.99	99.19	102.28	188.38	191.30	293.22
Jun	217.25	223.02	211.32	214.21	235.64	196.01	139.38	208.70	99.19	102.28	185.89	191.67	293.72
Jul	232.05	223.02	212.82	219.91	235.94	195.47	138.16	216.56	99.19	102.28	184.43	191.70	293.72
Aug	212.95	231.82	214.15	219.91	235.94	201.98	136.37	220.01	99.19	102.28	181.34	191.50	294.38
Sep	208.10	234.27	219.41	219.91	235.94	200.80	137.97	231.31	99.19	102.28	183.60	191.60	296.10
Oct	203.69	242.78	221.48	219.91	237.45	202.07	138.03	224.22	99.19	102.28	186.74	188.66	296.60
Nov	198.27	242.78	222.04	219.91	237.72	202.78	140.16	218.74	99.19	102.28	188.05	188.69	296.60
Dec	200.15	245.21	222.24	219.91	238.90	202.20	142.81	204.57	99.19	102.28	188.37	188.69	296.60
2015 Jan	198.84	245.21	222.86	219.91	238.90	200.35	148.21	206.01	99.19	102.28	189.39	189.65	298.01
Feb	197.37	252.28	220.24	219.91	239.22	198.41	148.22	205.44	99.19	102.28	194.48	189.66	298.34
Mar	186.18	253.81	221.70	219.91	239.38	198.06	144.94	204.82	99.19	102.28	195.98	189.66	294.23
Apr	200.07	251.52	221.70	219.91	243.80	194.97	146.98	220.03	99.19	102.28	203.67	189.90	294.23
May	206.29	251.52	220.36	219.91	243.80	192.24	173.87	226.96	99.19	102.28	204.59	189.82	292.02

Contd.

7.9 Index number of wholesale prices by commodities

Year/month	FOOD, BEVERAGES, TOBACCO TEXTILE, APP. LEATHER TEXTILE									
	Mineral Water	Beverages	Tobacco Product	Cotton Yarn	Nylon Yarn	Blended Yarn	Woven Fabrics	Cotton Fabrics	Other Fabrics	Silk & Reyon Fabrics

(2007-08=100)

2009-10	114.20	111.17	131.16	150.86	131.65	157.00	121.53	120.46	115.78	116.19
2010-11	127.10	120.80	168.69	182.87	174.17	195.31	129.39	137.84	126.16	125.75
2011-12	163.62	133.28	175.62	196.06	190.80	194.74	163.54	167.42	154.74	139.06
2012-13	168.78	137.45	208.80	208.38	181.46	193.63	196.76	175.90	166.96	152.04
2013-14	182.07	151.87	246.42	213.03	178.22	198.57	222.82	189.15	182.16	161.87
2014 May	185.23	164.58	242.41	200.83	165.10	191.86	226.82	193.10	194.43	165.85
Jun	185.23	166.38	290.52	200.42	162.34	192.59	226.82	196.81	197.56	165.85
Jul	185.63	167.46	290.52	200.42	161.40	193.60	226.82	196.81	197.56	165.85
Aug	185.63	169.18	290.52	195.72	163.67	193.92	226.82	196.81	203.01	175.35
Sep	185.63	169.40	290.52	192.90	164.84	193.92	226.82	196.81	203.01	175.35
Oct	185.63	171.52	290.52	190.52	164.37	193.92	237.79	200.51	206.11	176.47
Nov	185.63	171.52	290.52	186.79	161.23	194.74	237.79	200.51	206.11	177.28
Dec	185.63	171.52	290.52	177.90	158.14	191.73	258.39	200.51	206.11	177.28
2015 Jan	187.86	171.52	290.52	172.44	156.04	190.28	258.39	200.51	207.48	177.28
Feb	187.86	171.52	290.52	171.00	154.23	185.12	258.39	200.51	209.87	179.89
Mar	187.86	171.62	290.52	170.43	150.22	182.56	258.39	201.34	212.61	179.89
Apr	187.86	171.62	290.52	170.12	150.22	182.72	258.39	201.34	212.61	181.33
May	187.86	171.95	290.52	170.81	150.22	184.93	258.39	201.34	213.71	181.33

Contd.

7.9 Index number of wholesale prices by commodities

Year / month	FOOD, BEVERAGES, TOBACCO TEXTILE, APP. LEATHER TEXTILE										
	Towels	Blankets	Bedsheet	Quilt	Woolen Carpets	Synthetic Carpets	Hosiery Product	Ready made Garments	Leather without Hairs	Other Leather N.E.C	Foot wears

(2007-08=100)

2009-10	124.68	112.40	123.12	108.77	103.57	134.23	111.76	109.52	104.89	107.27	101.48
2010-11	141.55	123.47	132.06	128.15	104.56	143.26	126.73	114.24	107.07	112.02	101.48
2011-12	181.78	150.59	165.52	144.49	105.11	147.81	155.38	125.21	109.08	120.09	110.49
2012-13	202.34	179.22	201.81	150.78	106.55	116.43	176.65	137.23	111.60	130.47	134.42
2013-14	231.49	205.36	230.69	166.21	110.96	115.50	191.70	156.73	168.48	288.58	134.22
2014 May	242.19	219.66	242.12	172.42	113.69	116.10	198.64	168.50	212.68	276.72	134.22
Jun	242.19	219.66	242.12	172.42	113.69	116.10	202.13	169.33	223.51	276.72	134.22
Jul	242.19	219.66	242.12	172.42	132.14	116.10	204.27	175.43	223.51	249.44	134.22
Aug	244.18	219.66	242.12	172.42	132.14	125.42	206.13	180.12	216.45	230.78	134.22
Sep	246.16	223.55	242.12	177.63	132.14	126.27	208.91	183.14	212.86	210.44	134.22
Oct	250.33	230.00	247.46	179.47	132.14	126.27	210.35	186.77	212.86	214.36	134.22
Nov	260.85	232.93	249.35	188.74	132.14	126.27	210.35	186.77	215.02	215.39	134.22
Dec	265.62	235.86	253.21	191.05	132.14	126.27	215.35	186.77	215.02	215.39	134.22
2015 Jan	265.62	235.86	253.21	196.84	132.14	126.27	215.35	186.77	215.02	215.39	134.22
Feb	265.62	235.86	253.21	196.84	132.14	126.27	216.06	186.77	215.02	213.42	134.22
Mar	265.62	235.86	255.40	196.84	132.14	126.27	216.06	186.77	207.72	212.39	134.22
Apr	265.62	235.86	256.29	196.84	132.14	126.27	218.08	186.77	215.06	212.39	134.22
May	265.62	235.86	256.29	196.84	132.14	126.27	218.08	188.82	221.97	212.39	134.22

Contd.

7.9 Index number of wholesale prices by commodities

Year/month	OTHER TRANSPORTABLE GOODS												
	Timber	Printing Paper	Hard Board	Coke	Motor Sprit	Diesel Oil	Kerosine Oil	Furnace Oil	Mobile Oil	Chemicals	Dying Materials	Fertilizers	Pesticides
(2007-08=100)													
2009-10	118.75	110.69	97.22	116.57	119.93	167.91	167.68	130.09	138.19	107.72	102.23	143.70	124.59
2010-11	127.27	106.84	110.16	139.84	126.84	194.78	196.30	154.78	150.55	123.06	106.61	174.65	135.09
2011-12	139.00	127.83	150.70	159.41	155.00	240.05	241.84	200.78	173.18	144.52	105.67	258.65	164.20
2012-13	149.51	158.66	193.63	163.45	168.70	257.74	260.42	177.08	183.78	154.14	105.42	261.38	195.99
2013-14	170.36	169.84	220.14	163.45	184.99	271.23	283.49	176.90	194.20	171.90	115.91	266.33	227.17
2014 May	178.07	174.58	229.17	163.45	182.40	260.69	288.01	166.52	197.73	176.24	143.77	265.61	237.58
Jun	182.14	172.62	229.17	163.45	182.40	260.69	288.01	172.01	200.28	189.08	143.77	267.48	254.27
Jul	184.69	172.62	229.17	163.45	182.40	260.69	288.01	173.10	201.17	193.10	143.77	268.66	262.86
Aug	184.69	169.34	229.17	163.45	182.40	260.69	288.01	169.47	201.17	194.21	143.77	270.28	270.02
Sep	188.95	169.34	229.17	163.45	180.02	256.53	281.74	171.21	201.17	195.25	143.77	271.20	266.71
Oct	189.35	169.34	229.17	163.45	175.05	254.48	277.92	159.86	201.53	196.00	143.77	270.24	266.71
Nov	190.70	169.34	229.17	163.45	159.11	235.67	254.18	157.65	201.53	198.36	143.77	270.69	266.71
Dec	196.61	169.34	229.17	163.45	142.78	219.90	242.40	134.79	201.53	198.36	143.77	272.69	283.64
2015 Jan	202.05	169.34	229.17	163.45	132.22	195.49	209.53	101.36	201.53	199.84	145.16	274.54	290.15
Feb	202.05	167.70	221.35	163.45	118.71	175.03	178.93	95.56	201.53	197.65	146.55	275.65	290.39
Mar	202.05	162.79	197.92	163.45	118.71	175.03	178.93	100.86	200.74	196.79	146.55	273.84	290.39
Apr	202.05	162.72	197.92	163.45	125.47	178.33	178.93	94.70	200.74	195.03	146.55	272.54	293.74
May	202.05	164.56	197.92	163.45	125.47	178.33	178.93	114.06	200.65	194.51	146.55	272.00	293.74

Contd.

7.9 Index number of wholesale prices by commodities

Year / month	OTHER TRANSPORTABLE GOODS												
	Insecti- cides	Paints & Varnishes	Medicines	Soaps & Detergent	Auto Tyers	Plastic Products	Glass Sheets	Other Glass Articles	Ceramics & Sanitary	Bricks Blocks & Tiles	Cement	Bed Foams	Matches

(2007-08=100)

2009-10	112.11	135.74	108.01	117.69	136.43	123.66	146.16	156.19	126.75	129.58	117.30	105.04	108.52	
2010-11	125.88	151.75	115.64	130.52	147.14	135.05	152.83	175.04	129.49	140.85	140.80	113.46	111.73	
2011-12	125.90	187.97	117.18	151.04	171.17	179.77	168.41	206.10	136.90	165.89	162.19	126.38	118.84	
2012-13	120.85	237.85	138.59	167.01	180.56	193.02	192.56	199.82	158.32	176.20	185.77	141.29	132.57	
2013-14	143.37	260.43	139.76	180.26	185.96	201.16	207.04	212.10	182.46	193.91	203.42	148.32	143.20	
2014	May	178.94	269.84	141.80	182.20	186.63	203.08	209.86	218.27	199.50	196.15	207.98	149.67	143.20
	Jun	181.89	275.71	142.22	183.11	188.21	203.08	209.86	218.27	201.75	200.57	207.76	150.83	143.20
	Jul	181.89	275.71	144.21	183.11	188.21	203.08	209.86	218.27	200.07	201.73	207.76	150.83	143.20
	Aug	181.05	276.16	144.21	175.81	188.21	205.01	209.86	218.27	200.91	202.38	207.44	150.83	143.20
	Sep	178.63	279.37	145.03	176.33	188.28	206.32	209.86	218.27	207.26	203.25	207.79	150.83	143.20
	Oct	179.64	280.05	144.59	177.77	188.28	210.90	209.86	227.13	212.17	204.18	210.17	150.83	143.20
	Nov	177.41	280.05	144.94	177.83	188.28	214.92	209.86	230.45	212.17	205.47	209.76	155.17	143.20
	Dec	172.37	285.78	145.19	178.23	192.43	218.51	226.39	242.20	216.53	206.80	208.92	156.67	143.20
2015	Jan	149.54	288.63	145.19	178.31	192.43	221.88	226.39	242.20	216.53	204.99	208.27	156.67	143.20
	Feb	134.91	288.63	145.19	178.31	192.43	222.47	228.76	242.89	216.99	206.92	207.84	156.67	143.20
	Mar	142.24	291.17	145.19	178.14	192.43	222.47	228.76	243.63	218.62	208.60	206.83	156.67	143.20
	Apr	143.34	291.69	145.19	178.14	191.36	222.47	228.76	243.63	219.25	209.76	206.86	156.67	143.20
	May	141.69	291.69	145.19	180.40	191.36	225.35	230.11	243.63	219.45	210.12	207.25	156.67	162.62

Contd.

7.9 Index number of wholesale prices by commodities

Year/month	METAL PRODUCT MACHINERY & EQUIP									
	Pig Iron	Steel Bars & Sheets	Pipe Fittings	Steel Products	Engine & Motors	Vacuum Pumps	Air Conditioners	Cultivators	Chuff Cutter	Tractors
(2007-08=100)										
2009-10	129.91	102.51	124.35	117.63	105.29	111.45	143.04	145.95	121.31	137.08
2010-11	128.97	116.14	129.52	125.59	106.23	112.44	147.52	172.18	127.89	152.78
2011-12	128.97	133.06	140.66	152.22	109.07	115.39	165.34	184.47	131.97	177.34
2012-13	128.97	134.92	143.38	162.79	109.07	115.39	174.17	187.71	140.67	161.96
2013-14	128.97	140.15	163.38	169.47	109.07	115.39	180.79	215.46	146.36	188.81
2014 May	128.97	139.53	168.33	170.24	109.07	115.39	181.12	226.90	149.20	214.54
Jun	128.97	144.30	175.34	170.24	109.07	115.39	181.12	226.90	149.20	214.54
Jul	128.97	146.08	175.34	170.24	109.07	115.39	181.12	226.90	149.20	214.54
Aug	128.97	149.75	175.34	170.24	109.07	115.39	195.53	226.90	149.20	214.54
Sep	128.97	151.35	191.63	172.77	109.07	115.39	195.53	226.90	149.20	214.54
Oct	128.97	150.97	191.94	173.74	109.07	115.39	195.53	226.90	149.20	214.54
Nov	128.97	148.95	191.94	173.80	109.07	115.39	195.53	226.90	149.20	214.54
Dec	128.97	145.97	191.94	173.80	109.07	115.39	195.53	226.90	149.20	214.54
2015 Jan	128.97	144.48	191.94	173.80	109.07	115.39	195.53	226.90	149.20	214.54
Feb	128.97	141.59	191.94	173.80	109.07	115.39	196.18	226.90	149.20	214.54
Mar	128.97	140.43	191.94	173.80	109.07	115.39	196.18	219.76	149.20	214.54
Apr	128.97	140.03	191.94	173.88	109.07	115.39	197.69	219.76	149.20	214.54
May	128.97	139.25	191.94	173.88	109.07	115.39	199.53	219.76	149.20	214.54

Contd.

7.9 Index number of wholesale prices by commodities

Year / month	METAL PRODUCT MACHINERY & EQUIP								
	Lathe Machine	Concrete Mixer	Refrige Wash & Sew mach Iron	Electrical Wires	Lighting Equip-ments	Radio & Television	Motor Vehicles	Motor Cycles	Bicycles

(2007-08=100)

2009-10	140.74	132.73	119.22	131.12	108.05	119.91	130.55	113.20	108.90
2010-11	142.43	135.46	138.87	142.63	115.71	122.93	142.13	116.77	134.71
2011-12	147.58	138.83	162.92	160.69	141.05	130.71	155.07	122.52	166.65
2012-13	147.68	138.83	167.54	160.01	147.57	127.52	170.90	125.06	177.20
2013-14	186.40	138.83	188.44	173.65	163.03	126.49	179.74	125.61	181.58
2014 May	208.81	138.83	193.39	179.18	164.95	126.49	182.59	126.70	182.84
Jun	208.81	138.83	195.75	179.18	164.95	126.49	182.59	126.70	182.84
Jul	208.81	138.83	195.93	179.18	164.95	126.49	182.59	126.70	182.84
Aug	208.81	138.83	195.93	179.18	164.95	126.49	182.59	126.92	182.84
Sep	208.81	138.83	196.04	184.79	164.95	126.49	182.59	126.92	182.84
Oct	208.81	138.83	196.81	184.79	164.95	126.49	183.03	126.92	182.84
Nov	208.81	138.83	197.85	184.79	165.30	126.49	183.03	126.92	182.84
Dec	208.81	138.83	198.06	190.43	165.30	126.49	183.03	128.20	182.84
2015 Jan	208.81	138.83	198.06	190.43	168.19	126.49	183.03	128.20	185.63
Feb	208.81	138.83	198.16	190.87	168.19	126.49	183.03	128.20	185.63
Mar	208.81	138.83	198.16	190.87	168.19	126.49	183.03	128.20	185.63
Apr	208.81	138.83	198.20	190.87	168.19	126.49	183.03	125.89	185.63
May	208.81	138.83	198.30	187.86	168.19	126.49	183.03	125.89	185.63

Contd.

7.10 Intercity Wholesale Prices of Selected Commodities

Group/Commodity/Item Specification	Unit	City	Prices (Rs.)			% Change in May, 2015 Over	
			May, 2015	Apr., 2015	May, 2014	Apr., 2015	May, 2014
1. Agriculture Forestry & Fishery							
001. Wheat							
0111201. WHEAT AVG. QLTY.	100 KG.	LAH	3225.00	3475.00	3237.50	-7.19	-0.39
		FAS	3150.00	3225.00	3000.00	-2.33	5.00
		RAW	3325.00	3525.00	3450.00	-5.67	-3.62
		MUL	3150.00	3225.00	3075.00	-2.33	2.44
		GUJ	3112.50	3325.00	3193.50	-6.39	-2.54
		SAH	3137.50	3281.50	3062.50	-4.39	2.45
		SAR	3000.00	3100.00	3100.00	-3.23	-3.23
		SKT	3375.00	3587.50	3055.00	-5.92	10.47
		BPR	3200.00	3162.50	3012.50	1.19	6.22
		GJT	3100.00	3306.25	3093.50	-6.24	0.21
		KSR	3175.00	3437.50	3181.25	-7.64	-0.20
		KAR	3500.00	3500.00	3600.00	0.00	-2.78
		HYD	3130.00	3000.00	3275.00	4.33	-4.43
		SKR	3000.00	3400.00	3200.00	-11.76	-6.25
		LRK	2750.00	2750.00	3125.00	0.00	-12.00
		MPK	2875.00	2875.00	3250.00	0.00	-11.54
		NWB	3000.00	2800.00	3300.00	7.14	-9.09
		PSH	3050.00	3300.00	3220.00	-7.58	-5.28
		BNU	3100.00	3150.00	3450.00	-1.59	-10.14
002. Maize							
0112201. MAIZE AVG. QLTY.	40 KG.	LAH	1150.00	1150.00	1150.00	0.00	0.00
		FAS	1075.00	1000.00	1075.00	7.50	0.00
		RAW	1187.50	1175.00	1175.00	1.06	1.06
		SAR	1250.00	975.00	1025.00	28.21	21.95
		KSR	1225.00	1150.00	1150.00	6.52	6.52
		KAR	1395.00	1380.00	1400.00	1.09	-0.36
		HYD	1175.00	1050.00	1100.00	11.90	6.82
		PSH	1000.00	1000.00	970.00	0.00	3.09
		BNU	1400.00	1350.00	1280.00	3.70	9.38
		QTA	1390.00	1390.00	1390.00	0.00	0.00
003. Rice							
0113201. RICE BASMATI SUP. QLTY.	40 KG.	LAH	4310.00	4310.00	4800.00	0.00	-10.21
		FAS	4000.00	4000.00	4250.00	0.00	-5.88
		RAW	5000.00	5000.00	5050.00	0.00	-0.99
		MUL	3900.00	4100.00	4750.00	-4.88	-17.89
		GUJ	3050.00	3050.00	4750.00	0.00	-35.79
		SKT	2800.00	2980.00	4800.00	-6.04	-41.67
		KAR	4100.00	4700.00	5000.00	-12.77	-18.00
		HYD	3950.00	4000.00	4650.00	-1.25	-15.05
		MPK	4600.00	4600.00	5000.00	0.00	-8.00
		PSH	3650.00	3650.00	4875.00	0.00	-25.13
		MNG	3550.00	3600.00	4400.00	-1.39	-19.32
		QTA	4800.00	4800.00	4800.00	0.00	0.00
0113202. RICE BASMATI BROKEN AVG. QLTY.	40 KG.	LAH	2535.00	2535.00	2760.00	0.00	-8.15
		RAW	3075.00	3075.00	3262.50	0.00	-5.75
		GUJ	2100.00	2100.00	2600.00	0.00	-19.23
		SAH	2000.00	2000.00	2700.00	0.00	-25.93
		SKT	1920.00	1920.00	2550.00	0.00	-24.71
		BPR	2100.00	2100.00	2100.00	0.00	0.00

Contd.

7.10 Intercity Wholesale Prices of Selected Commodities

Group/Commodity/Item Specification	Unit	City	Prices (Rs.)			% Change in May, 2015 Over	
			May, 2015	Apr., 2015	May, 2014	Apr., 2015	May, 2014
		GJT	1850.00	2100.00	2600.00	-11.90	-28.85
		KSR	2575.00	2575.00	2725.00	0.00	-5.50
		KAR	2660.00	2760.00	2840.00	-3.62	-6.34
		HYD	2050.00	2100.00	2400.00	-2.38	-14.58
		SKR	2000.00	2000.00	2300.00	0.00	-13.04
		LRK	3200.00	3200.00	3200.00	0.00	0.00
		MPK	1400.00	1400.00	2000.00	0.00	-30.00
		PSH	1950.00	1950.00	2600.00	0.00	-25.00
		BNU	1650.00	1650.00	1700.00	0.00	-2.94
		QTA	2900.00	2900.00	2900.00	0.00	0.00
0113203. RICE IRRI-9 PUNJAB	40 KG.	LAH	2175.00	2175.00	2325.00	0.00	-6.45
		FAS	2600.00	2600.00	2750.00	0.00	-5.45
		RAW	2250.00	2250.00	2425.00	0.00	-7.22
		SAR	1800.00	1800.00	1700.00	0.00	5.88
		SKT	1600.00	1600.00	1210.00	0.00	32.23
		QTA	1360.00	1360.00	1460.00	0.00	-6.85
0113204. RICE IRRI-6 SINDH	40 KG.	KAR	1600.00	1720.00	1960.00	-6.98	-18.37
		HYD	1500.00	1500.00	1650.00	0.00	-9.09
		SKR	1280.00	1280.00	1520.00	0.00	-15.79
		LRK	1200.00	1200.00	1265.00	0.00	-5.14
		NWB	1630.00	1630.00	1600.00	0.00	1.88
		PSH	1320.00	1320.00	1600.00	0.00	-17.50
		QTA	1600.00	1320.00	1420.00	21.21	12.68
004. Sorghum / Jowar							
0114201. JOWAR AVG. QLTY.	40 KG.	LAH	1950.00	1750.00	1900.00	11.43	2.63
		FAS	1800.00	1250.00	1450.00	44.00	24.14
		SAR	2400.00	2325.00	2650.00	3.23	-9.43
		GJT	2350.00	2100.00	2725.00	11.90	-13.76
		KAR	1300.00	1300.00	990.00	0.00	31.31
		HYD	1500.00	1450.00	1500.00	3.45	0.00
		PSH	1462.50	1450.00	1400.00	0.86	4.46
005. Millet / Bajra							
0118201. BAJRA AVG. QLTY.	40 KG.	LAH	1275.00	1250.00	1125.00	2.00	13.33
		FAS	1175.00	975.00	1050.00	20.51	11.90
		SAR	1150.00	1025.00	1125.00	12.20	2.22
		GJT	1150.00	1025.00	925.00	12.20	24.32
		KAR	1250.00	1160.00	1170.00	7.76	6.84
		HYD	1250.00	1100.00	1100.00	13.64	13.64
		PSH	1290.00	1240.00	1160.00	4.03	11.21
006. Vegetables							
0122201. CUCUMBER (KHEERA) AVG. QLTY.	100 KG.	LAH	1450.00	1300.00	1450.00	11.54	0.00
		FAS	1750.00	1300.00	1500.00	34.62	16.67
		RAW	2750.00	1825.00	1825.00	50.68	50.68
		MUL	2750.00	1300.00	1950.00	111.54	41.03
		GUJ	1650.00	1450.00	1450.00	13.79	13.79
		SAR	2050.00	1350.00	1620.00	51.85	26.54
		SKT	1450.00	1500.00	1800.00	-3.33	-19.44
		KAR	840.00	1450.00	1550.00	-42.07	-45.81
		HYD	2600.00	2600.00	3500.00	0.00	-25.71
		SKR	2000.00	1400.00	1800.00	42.86	11.11
		PSH	3000.00	1650.00	1300.00	81.82	130.77

Contd.

7.10 Intercity Wholesale Prices of Selected Commodities

Group/Commodity/Item Specification	Unit	City	Prices (Rs.)			% Change in May, 2015 Over	
			May, 2015	Apr., 2015	May, 2014	Apr., 2015	May, 2014
0122401. TOMATOES AVG. QLTY.	40 KG.	BNU	2600.00	2400.00	1650.00	8.33	57.58
		QTA	4200.00	5200.00	2500.00	-19.23	68.00
		LAH	1575.00	1545.00	450.00	1.94	250.00
		FAS	1600.00	1300.00	600.00	23.08	166.67
		RAW	1975.00	1575.00	825.00	25.40	139.39
		MUL	1250.00	1250.00	375.00	0.00	233.33
		GUJ	1950.00	1950.00	655.00	0.00	197.71
		SAH	1637.50	1637.50	760.00	0.00	115.46
		SAR	1475.00	1335.00	490.00	10.49	201.02
		SKT	1760.00	2000.00	800.00	-12.00	120.00
		BPR	1320.00	1920.00	580.00	-31.25	127.59
		GJT	1950.00	1950.00	645.00	0.00	202.33
		KAR	1900.00	840.00	380.00	126.19	400.00
		HYD	1400.00	1600.00	550.00	-12.50	154.55
		SKR	1200.00	750.00	320.00	60.00	275.00
		0124201. GARLIC	40 KG.	LRK	1600.00	1200.00	400.00
MPK	1600.00			800.00	350.00	100.00	357.14
PSH	2200.00			1480.00	575.00	48.65	282.61
BNU	1250.00			1200.00	1050.00	4.17	19.05
MNG	2000.00			1600.00	1000.00	25.00	100.00
QTA	1480.00			880.00	550.00	68.18	169.09
LAH	4890.00			4572.50	3300.00	6.94	48.18
FAS	2600.00			3000.00	2050.00	-13.33	26.83
RAW	3850.00			3650.00	3700.00	5.48	4.05
SAR	4600.00			4100.00	3300.00	12.20	39.39
SKT	5600.00			5600.00	4300.00	0.00	30.23
GJT	5000.00			5000.00	3425.00	0.00	45.99
KAR	4200.00			4200.00	3100.00	0.00	35.48
HYD	4550.00			4550.00	3600.00	0.00	26.39
SKR	4400.00			4000.00	2400.00	10.00	83.33
0124301. ONIONS DRY AVG. QLTY.	40 KG.			PSH	2900.00	4600.00	2400.00
		MNG	4400.00	5100.00	3600.00	-13.73	22.22
		QTA	4600.00	4600.00	5800.00	0.00	-20.69
		LAH	1545.00	1520.00	825.00	1.64	87.27
		FAS	1800.00	1100.00	900.00	63.64	100.00
		RAW	1975.00	1775.00	1175.00	11.27	68.09
		MUL	1150.00	1150.00	1000.00	0.00	15.00
		GUJ	1750.00	1400.00	1150.00	25.00	52.17
		SAH	1462.50	1462.50	1100.00	0.00	32.95
		SAR	1470.00	1600.00	1080.00	-8.13	36.11
		SKT	1800.00	1600.00	1250.00	12.50	44.00
		BPR	1420.00	1800.00	980.00	-21.11	44.90
		GJT	1800.00	1350.00	1055.00	33.33	70.62
		KSR	1550.00	1650.00	875.00	-6.06	77.14
		KAR	1460.00	840.00	620.00	73.81	135.48
		HYD	1000.00	1000.00	880.00	0.00	13.64
SKR	1000.00	800.00	750.00	25.00	33.33		
LRK	1500.00	1200.00	1000.00	25.00	50.00		
MPK	1400.00	1200.00	900.00	16.67	55.56		
NWB	1600.00	720.00	1000.00	122.22	60.00		
PSH	1300.00	1600.00	1100.00	-18.75	18.18		

Contd.

7.10 Intercity Wholesale Prices of Selected Commodities

Group/Commodity/Item Specification	Unit	City	Prices (Rs.)			% Change in May, 2015 Over	
			May, 2015	Apr., 2015	May, 2014	Apr., 2015	May, 2014
0124902. LADY FINGER AVG. QLTY.	100 KG.	BNU	1600.00	1500.00	1150.00	6.67	39.13
		MNG	1700.00	1225.00	1125.00	38.78	51.11
		QTA	1280.00	1030.00	850.00	24.27	50.59
		LAH	8300.00	0.00	6550.00	-----	26.72
		FAS	7500.00	0.00	3250.00	-----	130.77
		RAW	6900.00	0.00	4900.00	-----	40.82
		MUL	5750.00	0.00	3500.00	-----	64.29
		SKT	6000.00	0.00	7100.00	-----	-15.49
		KAR	2100.00	0.00	2500.00	-----	-16.00
		SKR	4000.00	0.00	3000.00	-----	33.33
0124903. TINDA AVG. QLTY.	100 KG.	PSH	8625.00	0.00	4750.00	-----	81.58
		BNU	7000.00	0.00	4250.00	-----	64.71
		QTA	5600.00	0.00	4200.00	-----	33.33
		LAH	5650.00	14400.00	4450.00	-60.76	26.97
		FAS	5000.00	11250.00	3250.00	-55.56	53.85
		RAW	4750.00	2500.00	3550.00	90.00	33.80
		MUL	5750.00	9500.00	3500.00	-39.47	64.29
		SKT	7000.00	13000.00	5000.00	-46.15	40.00
		KAR	1440.00	2500.00	2100.00	-42.40	-31.43
		SKR	4000.00	4000.00	2500.00	0.00	60.00
0124904. BRINJAL AVG. QLTY.	100 KG.	MPK	4200.00	6000.00	2000.00	-30.00	110.00
		PSH	4100.00	2250.00	3000.00	82.22	36.67
		MNG	4125.00	3000.00	1500.00	37.50	175.00
		LAH	3350.00	0.00	2050.00	-----	63.41
		FAS	2200.00	0.00	1100.00	-----	100.00
		MUL	2750.00	0.00	2750.00	-----	0.00
		SAR	3680.00	0.00	1790.00	-----	105.59
		SKT	3000.00	0.00	3550.00	-----	-15.49
		KAR	900.00	0.00	1100.00	-----	-18.18
		SKR	1800.00	0.00	1300.00	-----	38.46
0124905. BOTTLE GOURD (LOKI)	100 KG.	MPK	1500.00	0.00	900.00	-----	66.67
		PSH	3750.00	0.00	2750.00	-----	36.36
		BNU	2500.00	0.00	2000.00	-----	25.00
		QTA	2200.00	0.00	3200.00	-----	-31.25
		LAH	2750.00	2350.00	2050.00	17.02	34.15
		FAS	2200.00	3250.00	900.00	-32.31	144.44
		RAW	3250.00	3750.00	4050.00	-13.33	-19.75
		KAR	900.00	2900.00	950.00	-68.97	-5.26
		HYD	3000.00	3000.00	2650.00	0.00	13.21
		SKR	2000.00	3500.00	1200.00	-42.86	66.67
0124906. KARELLA	100 KG.	PSH	4000.00	3000.00	5000.00	33.33	-20.00
		BNU	2400.00	2600.00	2550.00	-7.69	-5.88
		LAH	3550.00	0.00	4450.00	-----	-20.22
		FAS	4200.00	0.00	3500.00	-----	20.00
		RAW	5450.00	0.00	5250.00	-----	3.81
		SAR	3730.00	0.00	3035.00	-----	22.90
		KAR	2100.00	0.00	1300.00	-----	61.54
		HYD	3500.00	0.00	2500.00	-----	40.00
		SKR	2800.00	0.00	1800.00	-----	55.56
		PSH	3750.00	0.00	3000.00	-----	25.00
BNU	5000.00	0.00	3550.00	-----	40.85		

Contd.

7.10 Intercity Wholesale Prices of Selected Commodities

Group/Commodity/Item Specification	Unit	City	Prices (Rs.)			% Change in May, 2015 Over	
			May, 2015	Apr., 2015	May, 2014	Apr., 2015	May, 2014
007. Fresh Fruits							
0131201. BANANA AVG. QLTY.	DOZ.	LAH	55.50	37.50	63.00	48.00	-11.90
		FAS	42.50	42.50	47.50	0.00	-10.53
		RAW	88.75	78.75	157.50	12.70	-43.65
		MUL	52.50	67.50	72.50	-22.22	-27.59
		GUJ	52.50	52.50	82.50	0.00	-36.36
		SKT	65.00	60.00	90.00	8.33	-27.78
		BPR	47.50	47.50	52.50	0.00	-9.52
		GJT	62.50	52.50	60.00	19.05	4.17
		KAR	38.00	35.00	41.00	8.57	-7.32
		HYD	50.00	43.50	52.00	14.94	-3.85
		SKR	42.50	40.00	60.00	6.25	-29.17
		MPK	25.00	25.00	20.00	0.00	25.00
		PSH	55.00	55.00	55.00	0.00	0.00
		MNG	80.00	80.00	78.75	0.00	1.59
0131601. MANGOES SINDHRI AVG. QLTY.	40 KG.	KAR	1100.00	0.00	2300.00	-----	-52.17
		HYD	3200.00	0.00	0.00	-----	-----
0131602. MANGOES LANGRA AVG. QLTY.	40 KG.	RAW	3250.00	0.00	1875.00	-----	73.33
		GJT	1250.00	0.00	1250.00	-----	0.00
		KAR	1100.00	0.00	0.00	-----	-----
		PSH	3200.00	0.00	2500.00	-----	28.00
		QTA	3200.00	0.00	3400.00	-----	-5.88
0131603. MANGOES CHONSA AVG. QLTY.	40 KG.	GJT	2500.00	0.00	2500.00	-----	0.00
0131701. PAPAYA (PAPETA)	40 KG.	LAH	3700.00	3700.00	2550.00	0.00	45.10
		KAR	2250.00	1900.00	2100.00	18.42	7.14
		HYD	2300.00	2500.00	1700.00	-8.00	35.29
		MPK	2300.00	2400.00	2000.00	-4.17	15.00
0134401. STRAWBURY	40 KG.	LAH	3350.00	3600.00	2900.00	-6.94	15.52
		RAW	5450.00	3150.00	4650.00	73.02	17.20
		KAR	5000.00	4600.00	3800.00	8.70	31.58
		SKR	2500.00	2400.00	3500.00	4.17	-28.57
0135101. APPLE AVG. QLTY.	40 KG.	LAH	3450.00	3450.00	3700.00	0.00	-6.76
		RAW	2825.00	2525.00	2175.00	11.88	29.89
		MUL	4200.00	4200.00	2350.00	0.00	78.72
		KAR	3100.00	2900.00	2300.00	6.90	34.78
		HYD	3600.00	2650.00	2650.00	35.85	35.85
		SKR	2700.00	2200.00	2250.00	22.73	20.00
		PSH	3730.00	3200.00	3350.00	16.56	11.34
		MNG	4100.00	4000.00	3500.00	2.50	17.14
		QTA	4600.00	3800.00	3200.00	21.05	43.75
0135102. APPLE SUP. QLTY.	40 KG.	LAH	5650.00	5650.00	5350.00	0.00	5.61
		RAW	5950.00	5775.00	5250.00	3.03	13.33
		GJT	7100.00	5200.00	5400.00	36.54	31.48
		KAR	4300.00	4100.00	3100.00	4.88	38.71
		PSH	3550.00	4120.00	3600.00	-13.83	-1.39
		MNG	5600.00	5100.00	4575.00	9.80	22.40
		QTA	5600.00	4800.00	4200.00	16.67	33.33
0136101. WATER MELON	40 KG.	LAH	700.00	850.00	650.00	-17.65	7.69
		FAS	450.00	2500.00	450.00	-82.00	0.00
		RAW	810.00	1925.00	825.00	-57.92	-1.82
		MUL	700.00	900.00	775.00	-22.22	-9.68

Contd.

7.10 Intercity Wholesale Prices of Selected Commodities

Group/Commodity/Item Specification	Unit	City	Prices (Rs.)			% Change in May, 2015 Over	
			May, 2015	Apr., 2015	May, 2014	Apr., 2015	May, 2014
		KSR	475.00	775.00	725.00	-38.71	-34.48
		KAR	500.00	760.00	660.00	-34.21	-24.24
		HYD	800.00	800.00	800.00	0.00	0.00
		SKR	480.00	800.00	555.00	-40.00	-13.51
		PSH	1400.00	1440.00	650.00	-2.78	115.38
		QTA	840.00	660.00	760.00	27.27	10.53
0136102. MUSK MELON (SARDA/GARMA)	40 KG.	LAH	1390.00	1390.00	1175.00	0.00	18.30
		RAW	1412.50	1575.00	925.00	-10.32	52.70
		SKT	1200.00	1200.00	1450.00	0.00	-17.24
		KAR	1100.00	680.00	1100.00	61.76	0.00
		PSH	1050.00	1475.00	1000.00	-28.81	5.00
0136103. SWEET MELON (KHURBOZA)	40 KG.	LAH	1390.00	1390.00	1550.00	0.00	-10.32
		RAW	3050.00	3050.00	1675.00	0.00	82.09
		KAR	1100.00	1100.00	1100.00	0.00	0.00
		HYD	2400.00	2400.00	1400.00	0.00	71.43
008. Dry Fruits							
0138101. ALMOND KAGZI(IN SHELL)AVG. QLTY.	40 KG.	LAH	21800.00	21800.00	19000.00	0.00	14.74
		RAW	14750.00	14250.00	10900.00	3.51	35.32
		MUL	26500.00	26500.00	17000.00	0.00	55.88
		KAR	20400.00	20400.00	15300.00	0.00	33.33
		HYD	21000.00	20000.00	13650.00	5.00	53.85
		MPK	27000.00	24000.00	16000.00	12.50	68.75
		PSH	25500.00	25500.00	22000.00	0.00	15.91
		MNG	27200.00	26400.00	22400.00	3.03	21.43
		QTA	13200.00	13200.00	12600.00	0.00	4.76
0138401. CHHOARA (DRY DATES) AVG. QLTY.	40 KG.	LAH	3100.00	3100.00	2900.00	0.00	6.90
		FAS	2300.00	2300.00	1850.00	0.00	24.32
		RAW	4150.00	4150.00	3775.00	0.00	9.93
		MUL	3500.00	3500.00	3700.00	0.00	-5.41
		KAR	4300.00	4100.00	3685.00	4.88	16.69
		HYD	3260.00	3260.00	2850.00	0.00	14.39
		MPK	2500.00	2500.00	1800.00	0.00	38.89
		PSH	3400.00	3400.00	2300.00	0.00	47.83
		BNU	3700.00	3700.00	4000.00	0.00	-7.50
0138501. PISTACHIO(WITHOUT SHELL)AVG. QLTY	40 KG.	LAH	74500.00	74500.00	67000.00	0.00	11.19
		RAW	74500.00	74500.00	89000.00	0.00	-16.29
		MUL	71000.00	81000.00	81000.00	-12.35	-12.35
		KAR	82000.00	82000.00	62300.00	0.00	31.62
		HYD	80000.00	80000.00	84000.00	0.00	-4.76
		SKR	83500.00	83500.00	78000.00	0.00	7.05
		PSH	75000.00	75000.00	71000.00	0.00	5.63
		QTA	58000.00	58000.00	58000.00	0.00	0.00
0138901. COCONUT DRY AVG. QLTY.	40 KG.	LAH	10250.00	10250.00	7900.00	0.00	29.75
		MUL	9100.00	9100.00	9900.00	0.00	-8.08
		GJT	9400.00	9000.00	10400.00	4.44	-9.62
		KAR	9800.00	9800.00	9000.00	0.00	8.89
		HYD	10000.00	10000.00	9550.00	0.00	4.71
		SKR	10000.00	10000.00	9200.00	0.00	8.70
		MPK	10000.00	10000.00	10800.00	0.00	-7.41
		PSH	9600.00	9600.00	8200.00	0.00	17.07
		MNG	10400.00	10400.00	11000.00	0.00	-5.45

Contd.

7.10 Intercity Wholesale Prices of Selected Commodities

Group/Commodity/Item Specification	Unit	City	Prices (Rs.)			% Change in May, 2015 Over	
			May, 2015	Apr., 2015	May, 2014	Apr., 2015	May, 2014
009. Cotton Seeds							
0143101. COTTON SEEDS	40 KG.	FAS	1500.00	1300.00	1625.00	15.38	-7.69
		MUL	1225.00	1100.00	1525.00	11.36	-19.67
		SAH	1150.00	1150.00	1575.00	0.00	-26.98
		SAR	1375.00	1325.00	1211.50	3.77	13.50
		SKT	1733.00	1470.00	1200.00	17.89	44.42
		KSR	1425.00	1425.00	1425.00	0.00	0.00
		KAR	2600.00	2600.00	1920.00	0.00	35.42
		HYD	1200.00	1000.00	1150.00	20.00	4.35
010. Other Oil Seeds							
0144201. MUSTARD SEEDS	40 KG.	FAS	2150.00	1750.00	2300.00	22.86	-6.52
		MUL	2150.00	2150.00	2450.00	0.00	-12.24
		SAH	1950.00	1950.00	2400.00	0.00	-18.75
		BPR	2150.00	2050.00	2675.00	4.88	-19.63
		KSR	2750.00	2750.00	2750.00	0.00	0.00
		KAR	2700.00	2700.00	2465.00	0.00	9.53
		HYD	2100.00	2000.00	2350.00	5.00	-10.64
		MPK	2100.00	1950.00	2400.00	7.69	-12.50
		NWB	1500.00	1500.00	2500.00	0.00	-40.00
		PSH	3000.00	3200.00	2580.00	-6.25	16.28
011. Edible Roots / Potatoes							
0151001. POTATOES WHITE AVG. QLTY.	40 KG.	KAR	330.00	330.00	1640.00	0.00	-79.88
		HYD	350.00	425.00	1725.00	-17.65	-79.71
		SKR	240.00	320.00	1600.00	-25.00	-85.00
		MPK	240.00	200.00	1600.00	20.00	-85.00
		QTA	460.00	530.00	1680.00	-13.21	-72.62
0151002. POTATOES RED AVG. QLTY.	40 KG.	LAH	405.00	445.00	1960.00	-8.99	-79.34
		FAS	360.00	360.00	1500.00	0.00	-76.00
		RAW	637.50	662.50	1925.00	-3.77	-66.88
		MUL	625.00	590.00	1500.00	5.93	-58.33
		GUJ	450.00	450.00	1750.00	0.00	-74.29
		SAH	525.00	735.00	2100.00	-28.57	-75.00
		SAR	500.00	680.00	2460.00	-26.47	-79.67
		SKT	480.00	600.00	2000.00	-20.00	-76.00
		BPR	500.00	500.00	1680.00	0.00	-70.24
		PSH	820.00	654.00	1900.00	25.38	-56.84
		MNG	720.00	720.00	2200.00	0.00	-67.27
012. Stimulant & Spice Crops							
0165201. RED CHILLIES DRY(WHOLE)	40 KG.	LAH	9575.00	9575.00	5900.00	0.00	62.29
		FAS	7825.00	7825.00	6350.00	0.00	23.23
		RAW	8750.00	8750.00	6150.00	0.00	42.28
		MUL	7700.00	7100.00	6700.00	8.45	14.93
		KAR	9400.00	9400.00	7800.00	0.00	20.51
		HYD	8500.00	7500.00	6350.00	13.33	33.86
		MPK	8000.00	7500.00	6000.00	6.67	33.33
		PSH	8600.00	8600.00	6400.00	0.00	34.38
		QTA	11600.00	10600.00	10600.00	9.43	9.43
0165401. CUMINSEED WHITE 50 G.PKT.NAT.	EACH	LAH	49.50	49.50	46.80	0.00	5.77
		FAS	48.28	48.28	48.28	0.00	0.00
		RAW	46.00	46.00	46.00	0.00	0.00
		MUL	48.67	48.67	48.67	0.00	0.00

Contd.

7.10 Intercity Wholesale Prices of Selected Commodities

Group/Commodity/Item Specification	Unit	City	Prices (Rs.)			% Change in May, 2015 Over	
			May, 2015	Apr., 2015	May, 2014	Apr., 2015	May, 2014
		KAR	50.00	50.00	50.00	0.00	0.00
		HYD	52.00	52.00	50.00	0.00	4.00
		MPK	40.45	40.45	40.45	0.00	0.00
		PSH	51.00	51.00	51.00	0.00	0.00
		MNG	45.00	45.00	50.00	0.00	-10.00
		QTA	46.00	46.00	46.00	0.00	0.00
0165402. CARDAMOM LARGE	40 KG.	LAH	98500.00	98500.00	83500.00	0.00	17.96
		RAW	90500.00	90500.00	72250.00	0.00	25.26
		MUL	123000.00	119000.00	103000.00	3.36	19.42
		KAR	129000.00	126000.00	85000.00	2.38	51.76
		HYD	120000.00	120000.00	78250.00	0.00	53.35
		MPK	120000.00	110000.00	94000.00	9.09	27.66
		PSH	122000.00	122000.00	77000.00	0.00	58.44
		QTA	104000.00	104000.00	82000.00	0.00	26.83
0165403. CARDAMOM SMALL	KG.	LAH	1175.00	1175.00	1125.00	0.00	4.44
		RAW	1325.00	1325.00	1775.00	0.00	-25.35
		MUL	1250.00	1250.00	1300.00	0.00	-3.85
		KAR	1225.00	1225.00	1225.00	0.00	0.00
		HYD	1400.00	1400.00	1400.00	0.00	0.00
		MPK	1000.00	1000.00	900.00	0.00	11.11
		PSH	1375.00	1375.00	1150.00	0.00	19.57
		QTA	925.00	925.00	925.00	0.00	0.00
0165501. CINNAMON	40 KG.	RAW	9250.00	9250.00	6125.00	0.00	51.02
		MUL	11250.00	13250.00	8600.00	-15.09	30.81
		KAR	11000.00	11000.00	9000.00	0.00	22.22
		PSH	10000.00	10000.00	9250.00	0.00	8.11
		QTA	5100.00	5100.00	5100.00	0.00	0.00
0165701. GINGER GREEN	40 KG.	LAH	6625.00	6625.00	7250.00	0.00	-8.62
		FAS	4250.00	3900.00	5850.00	8.97	-27.35
		RAW	4825.00	4950.00	9650.00	-2.53	-50.00
		SAR	7080.00	5075.00	7900.00	39.51	-10.38
		SKT	7200.00	6200.00	10500.00	16.13	-31.43
		KAR	4600.00	4600.00	7800.00	0.00	-41.03
		HYD	5600.00	5000.00	8100.00	12.00	-30.86
		SKR	5200.00	5050.00	7600.00	2.97	-31.58
		PSH	5800.00	5800.00	7500.00	0.00	-22.67
		MNG	6400.00	7200.00	12000.00	-11.11	-46.67
		QTA	4800.00	4600.00	5800.00	4.35	-17.24
013. Pulses							
0170101. KIDNEY BEANS DRY WHOLE (LOBIA)	40 KG.	LAH	5250.00	5450.00	5450.00	-3.67	-3.67
		RAW	4725.00	4725.00	4375.00	0.00	8.00
		MUL	4300.00	4100.00	4100.00	4.88	4.88
		KSR	5250.00	5650.00	5900.00	-7.08	-11.02
		KAR	4300.00	4300.00	4700.00	0.00	-8.51
		HYD	3450.00	3000.00	3300.00	15.00	4.55
		PSH	3600.00	3600.00	4100.00	0.00	-12.20
		BNU	4500.00	4500.00	4500.00	0.00	0.00
		QTA	5000.00	5000.00	3300.00	0.00	51.52
0170401. MASOOR WHOLE AVG. QLTY.	100 KG.	LAH	11250.00	11200.00	11250.00	0.45	0.00
		FAS	10250.00	9250.00	8600.00	10.81	19.19
		RAW	11900.00	11400.00	10250.00	4.39	16.10

Contd.

7.10 Intercity Wholesale Prices of Selected Commodities

Group/Commodity/Item Specification	Unit	City	Prices (Rs.)			% Change in May, 2015 Over	
			May, 2015	Apr., 2015	May, 2014	Apr., 2015	May, 2014
		MUL	10350.00	10100.00	9500.00	2.48	8.95
		SAR	11000.00	9750.00	9250.00	12.82	18.92
		SKT	12000.00	12000.00	10500.00	0.00	14.29
		BPR	11750.00	11750.00	9750.00	0.00	20.51
		GJT	10750.00	9750.00	9300.00	10.26	15.59
		KSR	11150.00	11150.00	11750.00	0.00	-5.11
		KAR	10400.00	10250.00	9750.00	1.46	6.67
		HYD	9600.00	9600.00	8800.00	0.00	9.09
		SKR	10000.00	9000.00	9200.00	11.11	8.70
		LRK	10000.00	10000.00	0.00	0.00	-----
		MPK	11000.00	10500.00	9200.00	4.76	19.57
		PSH	12200.00	11200.00	9450.00	8.93	29.10
		QTA	14000.00	12600.00	13050.00	11.11	7.28
0170402. MASOOR SPLIT AVG. QLTY.	100 KG.	LAH	12500.00	11650.00	11750.00	7.30	6.38
		FAS	11250.00	9700.00	9350.00	15.98	20.32
		RAW	13400.00	13100.00	11650.00	2.29	15.02
		MUL	10750.00	10750.00	9900.00	0.00	8.59
		SAR	12500.00	11300.00	12000.00	10.62	4.17
		SKT	12000.00	9000.00	11500.00	33.33	4.35
		BPR	13000.00	11750.00	10500.00	10.64	23.81
		GJT	14000.00	12000.00	14100.00	16.67	-0.71
		KAR	12100.00	11250.00	10600.00	7.56	14.15
		HYD	11500.00	10800.00	9650.00	6.48	19.17
		SKR	11500.00	11000.00	11600.00	4.55	-0.86
		LRK	12000.00	11900.00	9500.00	0.84	26.32
		MPK	12600.00	12000.00	9900.00	5.00	27.27
		PSH	12200.00	11200.00	9450.00	8.93	29.10
		QTA	15000.00	13200.00	12950.00	13.64	15.83
0170901. GRAM WHOLE YELLOW AVG. QLTY.	100 KG.	LAH	11750.00	11750.00	5500.00	0.00	113.64
		FAS	6750.00	5400.00	5450.00	25.00	23.85
		RAW	9550.00	8750.00	8750.00	9.14	9.14
		MUL	8100.00	7750.00	9400.00	4.52	-13.83
		SAR	9500.00	5875.00	8285.00	61.70	14.67
		BPR	9250.00	9250.00	9750.00	0.00	-5.13
		GJT	9000.00	8500.00	8500.00	5.88	5.88
		KAR	8500.00	8500.00	8650.00	0.00	-1.73
		HYD	9000.00	9000.00	9000.00	0.00	0.00
		SKR	9000.00	8400.00	8000.00	7.14	12.50
		MPK	9400.00	8500.00	9200.00	10.59	2.17
		PSH	8000.00	7125.00	8800.00	12.28	-9.09
		BNU	8200.00	8200.00	9375.00	0.00	-12.53
		QTA	13500.00	13500.00	9500.00	0.00	42.11
0170902. GRAM SPLIT AVG. QLTY.	100 KG.	LAH	7650.00	6100.00	5250.00	25.41	45.71
		FAS	7062.50	5300.00	5100.00	33.25	38.48
		RAW	9100.00	6750.00	5650.00	34.81	61.06
		MUL	7250.00	5950.00	5750.00	21.85	26.09
		GUJ	8000.00	6500.00	5850.00	23.08	36.75
		SAR	7250.00	5950.00	5625.00	21.85	28.89
		SKT	8400.00	6200.00	5700.00	35.48	47.37
		BPR	8250.00	6750.00	5800.00	22.22	42.24
		GJT	7500.00	5800.00	5625.00	29.31	33.33

Contd.

7.10 Intercity Wholesale Prices of Selected Commodities

Group/Commodity/Item Specification	Unit	City	Prices (Rs.)			% Change in May, 2015 Over	
			May, 2015	Apr., 2015	May, 2014	Apr., 2015	May, 2014
		KAR	8100.00	6300.00	6350.00	28.57	27.56
		HYD	7400.00	6000.00	6100.00	23.33	21.31
		SKR	7750.00	7000.00	6250.00	10.71	24.00
		MPK	8600.00	6800.00	6200.00	26.47	38.71
		PSH	8000.00	6350.00	6600.00	25.98	21.21
		BNU	7750.00	6300.00	6100.00	23.02	27.05
		QTA	10100.00	8100.00	6000.00	24.69	68.33
0170903. MASH WHOLE AVG. QLTY.	100 KG.	LAH	14250.00	14100.00	9100.00	1.06	56.59
		FAS	14500.00	10500.00	9250.00	38.10	56.76
		RAW	16100.00	13100.00	11350.00	22.90	41.85
		MUL	12250.00	12250.00	9900.00	0.00	23.74
		SKT	14400.00	13000.00	10750.00	10.77	33.95
		KSR	14250.00	13250.00	8850.00	7.55	61.02
		KAR	12750.00	12750.00	11250.00	0.00	13.33
0170904. MASH SPLIT AVG. QLTY.	100 KG.	LAH	17250.00	16750.00	11250.00	2.99	53.33
		FAS	17250.00	12000.00	10675.00	43.75	61.59
		RAW	16750.00	14450.00	13650.00	15.92	22.71
		MUL	15250.00	14250.00	12750.00	7.02	19.61
		SKT	18000.00	15000.00	11500.00	20.00	56.52
		KSR	16150.00	15900.00	11300.00	1.57	42.92
		KAR	13950.00	13750.00	12250.00	1.45	13.88
		HYD	15000.00	13000.00	10100.00	15.38	48.51
		SKR	15000.00	14000.00	12000.00	7.14	25.00
		MPK	16600.00	13400.00	11600.00	23.88	43.10
		PSH	16900.00	16900.00	11000.00	0.00	53.64
		MNG	16400.00	14000.00	12000.00	17.14	36.67
		QTA	19600.00	19000.00	15200.00	3.16	28.95
0170905. MOONG WHOLE AVG. QLTY.	100 KG.	LAH	14750.00	13275.00	13900.00	11.11	6.12
		FAS	13750.00	12250.00	11500.00	12.24	19.57
		RAW	16100.00	13750.00	13350.00	17.09	20.60
		MUL	12750.00	12750.00	13750.00	0.00	-7.27
		SKT	15000.00	14000.00	12000.00	7.14	25.00
		GJT	13800.00	13800.00	12500.00	0.00	10.40
		KSR	14250.00	13900.00	13950.00	2.52	2.15
		KAR	14750.00	14750.00	12750.00	0.00	15.69
		SKR	14500.00	12000.00	13250.00	20.83	9.43
		PSH	13800.00	13800.00	13750.00	0.00	0.36
		MNG	13400.00	13400.00	11900.00	0.00	12.61
		QTA	18000.00	17600.00	15400.00	2.27	16.88
0170906. MOONG SPLIT AVG. QLTY.	100 KG.	LAH	15250.00	14850.00	14250.00	2.69	7.02
		FAS	14250.00	13250.00	12500.00	7.55	14.00
		RAW	16900.00	14250.00	14750.00	18.60	14.58
		MUL	14750.00	14750.00	16250.00	0.00	-9.23
		SKT	15000.00	14000.00	13000.00	7.14	15.38
		GJT	14500.00	14500.00	15500.00	0.00	-6.45
		KAR	15750.00	15750.00	13750.00	0.00	14.55
		HYD	15000.00	15000.00	15000.00	0.00	0.00
		SKR	15500.00	15000.00	14250.00	3.33	8.77
		MPK	16600.00	16600.00	15200.00	0.00	9.21
		PSH	13800.00	13800.00	13750.00	0.00	0.36

Contd.

7.10 Intercity Wholesale Prices of Selected Commodities

Group/Commodity/Item Specification	Unit	City	Prices (Rs.)			% Change in May, 2015 Over	
			May, 2015	Apr., 2015	May, 2014	Apr., 2015	May, 2014
		MNG	15000.00	14800.00	11800.00	1.35	27.12
		QTA	17600.00	17200.00	15000.00	2.33	17.33
014. Sugar Crops							
0180206. SUGAR CANE (OPEN MARKET)	40 KG.	FAS	175.00	175.00	177.50	0.00	-1.41
		HYD	182.00	182.00	175.00	0.00	4.00
		PSH	212.00	212.00	180.00	0.00	17.78
015. Fibre Crops							
0192101. COTTON SPOT RATE EX-KAR.	40 KG.	KAR	5987.00	5772.00	7348.75	3.72	-18.53
0192201. JUTE BAGS LOCAL	100	LAH	12250.00	12250.00	12250.00	0.00	0.00
		FAS	9000.00	9000.00	9000.00	0.00	0.00
		KAR	11750.00	11750.00	9900.00	0.00	18.69
		PSH	9500.00	9500.00	9500.00	0.00	0.00
016. Unmanufactured Tobacco							
0197001. TOBACCO SIND KARO	40 KG.	SAR	5200.00	5200.00	4500.00	0.00	15.56
		SKR	2200.00	2200.00	2200.00	0.00	0.00
		LRK	2500.00	2500.00	1990.00	0.00	25.63
0197002. TOBACCO DESI(MITHA)	40 KG.	LAH	5450.00	5450.00	5050.00	0.00	7.92
		SAR	6600.00	6600.00	6600.00	0.00	0.00
		HYD	6000.00	5000.00	4000.00	20.00	50.00
		QTA	2800.00	2800.00	2545.00	0.00	10.02
0197003. TOBACCO SUFAID PATHA	40 KG.	MUL	7100.00	7100.00	6900.00	0.00	2.90
		SAR	4850.00	4850.00	4500.00	0.00	7.78
		KAR	2820.00	2780.00	2690.00	1.44	4.83
		HYD	4500.00	4500.00	3250.00	0.00	38.46
		QTA	5415.00	5415.00	5415.00	0.00	0.00
0197004. TOBACCO HUKKA TWISTED	40 KG.	LAH	4450.00	4450.00	4300.00	0.00	3.49
		RAW	2475.00	2475.00	2375.00	0.00	4.21
		MUL	4700.00	4700.00	4700.00	0.00	0.00
		KSR	4650.00	4650.00	4200.00	0.00	10.71
		HYD	6000.00	5000.00	4100.00	20.00	46.34
		SKR	3600.00	3600.00	2800.00	0.00	28.57
		QTA	2970.00	2970.00	2970.00	0.00	0.00
0197005. TOBACCO HUKKA PREPARED	40 KG.	LAH	3850.00	3850.00	3300.00	0.00	16.67
		RAW	1375.00	1375.00	1275.00	0.00	7.84
		MUL	1500.00	1500.00	1300.00	0.00	15.38
		KSR	3700.00	3700.00	3200.00	0.00	15.63
		LRK	1500.00	1500.00	1500.00	0.00	0.00
		QTA	1530.00	1530.00	1530.00	0.00	0.00
017. Poultry							
0215101. CHICKEN FARM(LIVE)	1 KG.	LAH	135.50	131.00	145.50	3.44	-6.87
		FAS	144.00	131.00	157.00	9.92	-8.28
		RAW	152.50	133.50	142.50	14.23	7.02
		MUL	142.50	137.50	149.00	3.64	-4.36
		GUJ	144.00	123.00	148.00	17.07	-2.70
		SKT	146.00	132.00	163.00	10.61	-10.43
		BPR	150.00	108.00	160.00	38.89	-6.25
		KAR	187.50	145.00	176.50	29.31	6.23
		HYD	190.00	146.50	165.00	29.69	15.15
		SKR	174.00	166.00	160.00	4.82	8.75
		MPK	176.00	138.00	154.00	27.54	14.29
		PSH	142.00	142.00	160.00	0.00	-11.25

Contd.

7.10 Intercity Wholesale Prices of Selected Commodities

Group/Commodity/Item Specification	Unit	City	Prices (Rs.)			% Change in May, 2015 Over	
			May, 2015	Apr., 2015	May, 2014	Apr., 2015	May, 2014
		MNG	171.00	159.00	178.00	7.55	-3.93
		QTA	175.00	175.00	175.00	0.00	0.00
018. Raw Milk from Bovine Animals							
0221101. FRESH MILK	40 LTR.	LAH	3000.00	3000.00	2020.00	0.00	48.51
		FAS	2200.00	2200.00	2000.00	0.00	10.00
		RAW	3100.00	2975.00	2675.00	4.20	15.89
		MUL	2450.00	2450.00	2300.00	0.00	6.52
		SAH	2000.00	2000.00	1650.00	0.00	21.21
		SKT	2600.00	2600.00	2200.00	0.00	18.18
		KSR	2225.00	2225.00	2000.00	0.00	11.25
		KAR	3000.00	3000.00	3000.00	0.00	0.00
		HYD	2800.00	2800.00	2800.00	0.00	0.00
		SKR	2800.00	2800.00	2700.00	0.00	3.70
		MPK	2560.00	2560.00	2560.00	0.00	0.00
		PSH	2400.00	2400.00	2200.00	0.00	9.09
		BNU	2600.00	2600.00	2500.00	0.00	4.00
		QTA	2800.00	2800.00	2800.00	0.00	0.00
019. Eggs							
0231001. EGGS FARM CRATE OF 30 DOZ.	EACH	LAH	2100.00	2160.00	2130.00	-2.78	-1.41
		FAS	2190.00	2280.00	2160.00	-3.95	1.39
		RAW	2155.00	2265.00	2155.00	-4.86	0.00
		MUL	2225.00	2150.00	2050.00	3.49	8.54
		GUJ	2100.00	2300.00	2190.00	-8.70	-4.11
		SKT	2300.00	2160.00	1600.00	6.48	43.75
		BPR	2100.00	2400.00	2190.00	-12.50	-4.11
		KAR	2170.00	2385.00	2235.00	-9.01	-2.91
		HYD	2160.00	2160.00	2430.00	0.00	-11.11
		SKR	2160.00	2100.00	2150.00	2.86	0.47
		MPK	2200.00	2010.00	1590.00	9.45	38.36
		PSH	2150.00	2350.00	1975.00	-8.51	8.86
		MNG	2025.00	2650.00	1975.00	-23.58	2.53
		QTA	2600.00	2600.00	2800.00	0.00	-7.14
020. Raw Animal Materials / Wool							
0294201. WOOL PAK. SUPERIOR WHITE	40 KG.	LAH	1575.00	1575.00	775.00	0.00	103.23
		MUL	1900.00	1900.00	2550.00	0.00	-25.49
		KAR	3900.00	3900.00	2820.00	0.00	38.30
		BNU	2500.00	2500.00	2500.00	0.00	0.00
0294202. WOOL PAK. SUPERIOR YELLOW	40 KG.	LAH	1375.00	1375.00	862.50	0.00	59.42
		MUL	1500.00	1500.00	2100.00	0.00	-28.57
		KAR	3900.00	3900.00	2820.00	0.00	38.30
		BNU	2250.00	2250.00	2250.00	0.00	0.00
0294203. WOOL PAK MEDIUM WHITE	40 KG.	LAH	1300.00	1300.00	740.00	0.00	75.68
		MUL	1750.00	1750.00	2100.00	0.00	-16.67
		KAR	3400.00	3400.00	2410.00	0.00	41.08
		BNU	2100.00	2100.00	2100.00	0.00	0.00
0294204. WOOL PAK.MEDIUM YELLOW	40 KG.	LAH	1175.00	1175.00	640.00	0.00	83.59
		MUL	1300.00	1300.00	1850.00	0.00	-29.73
		KAR	3100.00	3100.00	2270.00	0.00	36.56
		BNU	1850.00	1850.00	1850.00	0.00	0.00
0294205. WOOL COLOURED LIGHT	40 KG.	LAH	925.00	925.00	825.00	0.00	12.12
		MUL	750.00	1050.00	1100.00	-28.57	-31.82

Contd.

7.10 Intercity Wholesale Prices of Selected Commodities

Group/Commodity/Item Specification	Unit	City	Prices (Rs.)			% Change in May, 2015 Over	
			May, 2015	Apr., 2015	May, 2014	Apr., 2015	May, 2014
		KAR	2500.00	2500.00	1900.00	0.00	31.58
		BNU	1600.00	1600.00	1450.00	0.00	10.34
0294206. WOOL COLOURED DARK	40 KG.	LAH	825.00	825.00	800.00	0.00	3.13
		MUL	650.00	850.00	900.00	-23.53	-27.78
		KAR	2300.00	2300.00	1835.00	0.00	25.34
		BNU	1500.00	1500.00	1450.00	0.00	3.45
021. Hides & Fur Skins, Raw							
0295101. HIDES WET SALTED COW MEDIUM	EACH	LAH	2300.00	2300.00	1975.00	0.00	16.46
		RAW	2550.00	2550.00	1975.00	0.00	29.11
		MUL	2300.00	2900.00	2700.00	-20.69	-14.81
		SKT	3000.00	3000.00	2950.00	0.00	1.69
		KSR	2250.00	2250.00	1925.00	0.00	16.88
		KAR	4000.00	4000.00	3900.00	0.00	2.56
		HYD	3000.00	3000.00	2000.00	0.00	50.00
		BNU	1700.00	1700.00	1450.00	0.00	17.24
		QTA	3500.00	3500.00	3000.00	0.00	16.67
0295102. HIDES WET SALTED BUFFALO MEDIUM	EACH	LAH	1900.00	1900.00	1675.00	0.00	13.43
		RAW	2550.00	2550.00	1975.00	0.00	29.11
		MUL	3550.00	3550.00	3250.00	0.00	9.23
		SKT	3000.00	3000.00	2950.00	0.00	1.69
		KSR	1800.00	1800.00	1625.00	0.00	10.77
		KAR	2700.00	2700.00	2650.00	0.00	1.89
		HYD	1850.00	1850.00	1850.00	0.00	0.00
		BNU	1900.00	1900.00	1825.00	0.00	4.11
		QTA	2400.00	2400.00	2400.00	0.00	0.00
0295103. HIDES WET SALTED CALF MEDIUM	EACH	LAH	1500.00	1500.00	1225.00	0.00	22.45
		RAW	2150.00	2150.00	1075.00	0.00	100.00
		MUL	1250.00	1250.00	1150.00	0.00	8.70
		SKT	700.00	700.00	500.00	0.00	40.00
		KSR	1400.00	1400.00	975.00	0.00	43.59
		KAR	3900.00	3900.00	1700.00	0.00	129.41
		HYD	2050.00	2050.00	2050.00	0.00	0.00
		BNU	900.00	900.00	750.00	0.00	20.00
		QTA	2300.00	2300.00	2300.00	0.00	0.00
0295301. SHEEP SKIN MEDIUM	100	RAW	29500.00	29500.00	23500.00	0.00	25.53
		MUL	21000.00	22500.00	31000.00	-6.67	-32.26
		KSR	22000.00	22000.00	22000.00	0.00	0.00
		KAR	42500.00	42500.00	48750.00	0.00	-12.82
		HYD	20500.00	20500.00	20500.00	0.00	0.00
		PSH	38000.00	38000.00	35000.00	0.00	8.57
		QTA	50000.00	50000.00	50000.00	0.00	0.00
0295302. SHEEP SKIN LARGE	100	LAH	39000.00	39000.00	39000.00	0.00	0.00
		RAW	35500.00	35500.00	29500.00	0.00	20.34
		MUL	29000.00	29000.00	47500.00	0.00	-38.95
		KSR	30500.00	30500.00	30500.00	0.00	0.00
		KAR	55500.00	55500.00	63750.00	0.00	-12.94
		HYD	31500.00	31500.00	31500.00	0.00	0.00
		PSH	52000.00	52000.00	52000.00	0.00	0.00
		QTA	55000.00	55000.00	60000.00	0.00	-8.33
0295401. GOAT SKIN LARGE	100	LAH	40000.00	40000.00	31000.00	0.00	29.03
		RAW	34500.00	34500.00	28250.00	0.00	22.12

Contd.

7.10 Intercity Wholesale Prices of Selected Commodities

Group/Commodity/Item Specification	Unit	City	Prices (Rs.)			% Change in May, 2015 Over	
			May, 2015	Apr., 2015	May, 2014	Apr., 2015	May, 2014
		KSR	37000.00	37000.00	27500.00	0.00	34.55
		KAR	37500.00	37500.00	52750.00	0.00	-28.91
		HYD	36500.00	36500.00	36500.00	0.00	0.00
		PSH	35000.00	35000.00	32000.00	0.00	9.38
		QTA	43500.00	43500.00	46500.00	0.00	-6.45
0295402. GOAT SKIN EXTRA LARGE	100	LAH	50000.00	50000.00	41000.00	0.00	21.95
		RAW	35500.00	35500.00	29750.00	0.00	19.33
		MUL	42500.00	45500.00	57500.00	-6.59	-26.09
		KSR	45000.00	45000.00	39500.00	0.00	13.92
		KAR	49250.00	49250.00	64500.00	0.00	-23.64
		HYD	36750.00	36750.00	36750.00	0.00	0.00
		PSH	36000.00	36000.00	35000.00	0.00	2.86
		QTA	52500.00	52500.00	52500.00	0.00	0.00
0295403. GOAT SKIN MEDIUM	100	LAH	29000.00	29000.00	29000.00	0.00	0.00
		RAW	29750.00	29750.00	24750.00	0.00	20.20
		MUL	21000.00	23000.00	33500.00	-8.70	-37.31
		SKT	35000.00	35000.00	42500.00	0.00	-17.65
		KSR	24500.00	24500.00	24500.00	0.00	0.00
		KAR	24500.00	24500.00	46000.00	0.00	-46.74
		PSH	28000.00	28000.00	25000.00	0.00	12.00
		QTA	37500.00	37500.00	37500.00	0.00	0.00
0295404. GOAT SKIN SMALL	100	LAH	21000.00	21000.00	21000.00	0.00	0.00
		RAW	28750.00	28750.00	23750.00	0.00	21.05
		SKT	15000.00	15000.00	15000.00	0.00	0.00
		KSR	18500.00	18500.00	18500.00	0.00	0.00
		KAR	26500.00	26500.00	33875.00	0.00	-21.77
		PSH	20000.00	20000.00	18000.00	0.00	11.11
		QTA	27000.00	27000.00	27000.00	0.00	0.00
022. Fuel Wood in Logs							
0313001. FIRE WOOD MIXED DRY	40 KG.	LAH	690.00	690.00	590.00	0.00	16.95
		FAS	380.00	380.00	380.00	0.00	0.00
		RAW	650.00	650.00	537.50	0.00	20.93
		MUL	490.00	490.00	450.00	0.00	8.89
		GJT	470.00	470.00	470.00	0.00	0.00
		KAR	520.00	520.00	455.00	0.00	14.29
		HYD	350.00	350.00	350.00	0.00	0.00
		SKR	375.00	375.00	375.00	0.00	0.00
		LRK	390.00	400.00	390.00	-2.50	0.00
		PSH	650.00	650.00	610.00	0.00	6.56
		MNG	500.00	500.00	500.00	0.00	0.00
		QTA	465.00	465.00	465.00	0.00	0.00
023. Fish Live Fresh or Chilled							
0411901. FISH RAHU RIVER	40 KG.	LAH	9850.00	9850.00	9100.00	0.00	8.24
		RAW	6225.00	6225.00	6125.00	0.00	1.63
		MUL	8100.00	9000.00	10300.00	-10.00	-21.36
		HYD	7500.00	8000.00	8000.00	-6.25	-6.25
		SKR	10500.00	10500.00	11000.00	0.00	-4.55
		PSH	7850.00	7750.00	9000.00	1.29	-12.78
0411902. FISH RAHU SEA	40 KG.	KAR	4100.00	4100.00	3100.00	0.00	32.26
0411903. FISH SURMAI (SEA)	40 KG.	KAR	8800.00	8800.00	7600.00	0.00	15.79

Contd.

7.10 Intercity Wholesale Prices of Selected Commodities

Group/Commodity/Item Specification	Unit	City	Prices (Rs.)			% Change in May, 2015 Over	
			May, 2015	Apr., 2015	May, 2014	Apr., 2015	May, 2014
2. Ores/Minerals, Elec., Gas & Water							
024. Coal not Agglomerated							
1101001. COAL	MT.	LAH	14250.00	14250.00	14250.00	0.00	0.00
025. Natural Gas Liquified							
1202001. SUI GAS GENERAL INDUSTRIAL USE	MMBTU	KAR	571.23	571.23	571.23	0.00	0.00
1202002. LPG	KG.	LAH	74.76	84.76	95.00	-11.80	-21.31
		RAW	100.00	102.00	106.00	-1.96	-5.66
		KAR	80.00	80.00	92.50	0.00	-13.51
		PSH	100.00	110.00	130.00	-9.09	-23.08
		QTA	120.00	125.00	125.00	-4.00	-4.00
1202003. CNG	KG.	KAR	73.93	73.93	70.20	0.00	5.31
026. Salt & Pure Sodium Chloride							
1620001. SALT CRUSHED LAHORI	40 KG.	LAH	195.00	195.00	195.00	0.00	0.00
		RAW	345.00	345.00	345.00	0.00	0.00
		MUL	280.00	280.00	280.00	0.00	0.00
		GJT	240.00	240.00	125.00	0.00	92.00
		KAR	350.00	350.00	325.00	0.00	7.69
		SKR	275.00	275.00	275.00	0.00	0.00
		PSH	200.00	200.00	200.00	0.00	0.00
1620002. SEA SALT	40 KG.	LAH	195.00	195.00	195.00	0.00	0.00
		FAS	400.00	400.00	400.00	0.00	0.00
		KAR	122.50	122.50	122.50	0.00	0.00
		HYD	130.00	130.00	130.00	0.00	0.00
		NWB	300.00	300.00	250.00	0.00	20.00
027. Electrical Energy							
1710011. ELECTRICITY TARRIF B1	KWH.	KAR	14.83	14.83	14.75	0.00	0.54
1710012. ELECTRICITY TARRIF B2	KWH.	KAR	14.85	14.85	14.77	0.00	0.54
1710013. ELECTRICITY TARRIF B3	KWH.	KAR	15.15	15.15	15.15	0.00	0.00
1710014. ELECTRICITY TARRIF B4	KWH.	KAR	14.96	14.96	14.96	0.00	0.00
1710021. ELECTRICITY TARIFF-D1	KWH.	KAR	11.14	11.14	10.66	0.00	4.50
1710022. ELECTRICITY TARIFF-D2	KWH.	KAR	12.79	12.79	11.89	0.00	7.57
3. Food, Beverages, Tobacco, Textiles, Leather							
3a) Food Products, Beverages & Tobacco							
028. Meat of Animals							
2111101. BEEF	40 KG.	LAH	11200.00	11200.00	10700.00	0.00	4.67
		FAS	9300.00	9300.00	8500.00	0.00	9.41
		RAW	8750.00	8750.00	8550.00	0.00	2.34
		MUL	9300.00	9300.00	8800.00	0.00	5.68
		SAR	10200.00	10200.00	10000.00	0.00	2.00
		GJT	10000.00	10000.00	10000.00	0.00	0.00
		KAR	10800.00	10800.00	8300.00	0.00	30.12
		HYD	9950.00	9550.00	9550.00	4.19	4.19
		PSH	10950.00	10950.00	9950.00	0.00	10.05
		MNG	10000.00	10000.00	10000.00	0.00	0.00
		QTA	15000.00	15000.00	11500.00	0.00	30.43
2111601. MUTTON	40 KG.	LAH	25750.00	25250.00	23600.00	1.98	9.11
		FAS	19750.00	19750.00	18000.00	0.00	9.72
		RAW	24900.00	24900.00	23950.00	0.00	3.97
		MUL	20600.00	20600.00	20200.00	0.00	1.98
		KAR	21600.00	21600.00	16800.00	0.00	28.57
		HYD	21200.00	19600.00	19250.00	8.16	10.13

Contd.

7.10 Intercity Wholesale Prices of Selected Commodities

Group/Commodity/Item Specification	Unit	City	Prices (Rs.)			% Change in May, 2015 Over	
			May, 2015	Apr., 2015	May, 2014	Apr., 2015	May, 2014
		PSH	22800.00	22800.00	22500.00	0.00	1.33
		MNG	16000.00	16000.00	16000.00	0.00	0.00
		QTA	23200.00	23200.00	21200.00	0.00	9.43
029. Vegetables & Fruit Juice							
2133101. TOMATO KETCHUP 300 GM.	DOZ.	LAH	815.00	815.00	815.00	0.00	0.00
		FAS	892.20	892.20	892.20	0.00	0.00
		RAW	1010.00	1010.00	862.50	0.00	17.10
		MUL	970.00	960.00	876.00	1.04	10.73
		GJT	910.00	910.00	900.00	0.00	1.11
		KAR	780.00	780.00	780.00	0.00	0.00
		HYD	724.00	724.00	724.00	0.00	0.00
		SKR	936.72	936.72	936.72	0.00	0.00
		MPK	772.00	772.00	772.00	0.00	0.00
		PSH	1080.00	1080.00	888.00	0.00	21.62
		MNG	920.00	920.00	816.00	0.00	12.75
		QTA	828.00	828.00	828.00	0.00	0.00
2133901. CHILLES & LIME PKL.IN OIL 340 G.	DOZ.	LAH	1017.00	1017.00	1017.00	0.00	0.00
		RAW	1137.50	1137.50	1137.50	0.00	0.00
		KAR	1092.00	1092.00	960.00	0.00	13.75
		MPK	992.76	992.76	992.76	0.00	0.00
		PSH	1080.00	1080.00	1080.00	0.00	0.00
		QTA	938.00	938.00	938.00	0.00	0.00
030. Dried Fruits & Nuts							
2141101. KISHMISH(RAISIN) AVG. QLTY.	40 KG.	LAH	9000.00	9000.00	9000.00	0.00	0.00
		RAW	8100.00	8100.00	8100.00	0.00	0.00
		MUL	12250.00	11750.00	8100.00	4.26	51.23
		KAR	10200.00	10200.00	9000.00	0.00	13.33
		HYD	9400.00	9400.00	8500.00	0.00	10.59
		MPK	12000.00	12000.00	11500.00	0.00	4.35
		PSH	6000.00	6000.00	7200.00	0.00	-16.67
		BNU	8900.00	8650.00	8650.00	2.89	2.89
		QTA	5100.00	5100.00	5100.00	0.00	0.00
2141301. GROUND NUT WITH SHELL AVG. QLTY.	40 KG.	LAH	4450.00	4450.00	4750.00	0.00	-6.32
		RAW	3975.00	3975.00	3975.00	0.00	0.00
		MUL	3900.00	3900.00	4100.00	0.00	-4.88
		KAR	6900.00	6900.00	6875.00	0.00	0.36
		HYD	4500.00	4500.00	4500.00	0.00	0.00
		MPK	4300.00	4300.00	3000.00	0.00	43.33
		PSH	5600.00	5600.00	5600.00	0.00	0.00
		QTA	3850.00	3850.00	3850.00	0.00	0.00
031. Fruit Juices							
2142901. ROOHAFZA(SHARBAT)	DOZ.	LAH	1620.00	1620.00	1512.00	0.00	7.14
		FAS	1660.00	1560.00	1540.00	6.41	7.79
		RAW	1610.00	1610.00	1562.50	0.00	3.04
		MUL	1650.00	1540.00	1520.00	7.14	8.55
		GUJ	1700.00	1700.00	1530.00	0.00	11.11
		BPR	1680.00	1680.00	1560.00	0.00	7.69
		GJT	1650.00	1650.00	1520.00	0.00	8.55
		KAR	1620.00	1620.00	1560.00	0.00	3.85
		HYD	1680.00	1560.00	1560.00	7.69	7.69
		SKR	1620.00	1620.00	1570.00	0.00	3.18

Contd.

7.10 Intercity Wholesale Prices of Selected Commodities

Group/Commodity/Item Specification	Unit	City	Prices (Rs.)			% Change in May, 2015 Over	
			May, 2015	Apr., 2015	May, 2014	Apr., 2015	May, 2014
		LRK	1680.00	1680.00	1550.00	0.00	8.39
		PSH	1660.00	1650.00	1520.00	0.61	9.21
		BNU	1570.00	1570.00	1470.00	0.00	6.80
		MNG	1560.00	1560.00	1520.00	0.00	2.63
		QTA	1596.00	1596.00	1596.00	0.00	0.00
2142902. JAM-E-SHREEN	DOZ.	LAH	1766.00	1766.00	1550.00	0.00	13.94
		FAS	1660.00	1550.00	1530.00	7.10	8.50
		RAW	1690.00	1690.00	1610.00	0.00	4.97
		MUL	1650.00	1545.00	1520.00	6.80	8.55
		GUJ	1650.00	1650.00	1500.00	0.00	10.00
		BPR	1670.00	1600.00	1540.00	4.38	8.44
		KAR	1680.00	1680.00	1560.00	0.00	7.69
		HYD	1680.00	1680.00	1560.00	0.00	7.69
		SKR	1620.00	1620.00	1570.00	0.00	3.18
		PSH	1620.00	1610.00	1520.00	0.62	6.58
		BNU	1600.00	1550.00	1470.00	3.23	8.84
		MNG	1560.00	1560.00	1520.00	0.00	2.63
2142903. FRUIT JUICE TETRA PACK	DOZ.	LAH	190.00	190.00	190.00	0.00	0.00
		FAS	157.50	157.50	155.00	0.00	1.61
		RAW	157.50	157.50	137.50	0.00	14.55
		MUL	135.00	135.00	135.00	0.00	0.00
		KAR	136.00	136.00	136.00	0.00	0.00
		HYD	130.00	130.00	130.00	0.00	0.00
		SKR	180.00	180.00	180.00	0.00	0.00
		PSH	129.00	129.00	129.00	0.00	0.00
		QTA	110.00	110.00	110.00	0.00	0.00
2142904. LEMON/ORANGE SQUASH MITCHELS(730ML)	DOZ.	LAH	1540.00	1540.00	1540.00	0.00	0.00
		FAS	1560.00	1560.00	1560.00	0.00	0.00
		RAW	1710.00	1710.00	1615.00	0.00	5.88
		MUL	1720.00	1720.00	1612.00	0.00	6.70
		KAR	1560.00	1560.00	1400.00	0.00	11.43
		HYD	1680.00	1620.00	1620.00	3.70	3.70
		PSH	1500.00	1500.00	1410.00	0.00	6.38
2142905. MUREEY BREWERY (TOPS)	DOZ.	LAH	495.00	495.00	495.00	0.00	0.00
		RAW	1125.00	1125.00	1055.00	0.00	6.64
		KSR	435.00	435.00	435.00	0.00	0.00
2149201. APL/MNG/ORG/MIX. FRUIT JAM 450 G.	DOZ.	LAH	1455.00	1455.00	1455.00	0.00	0.00
		RAW	1490.00	1490.00	1337.50	0.00	11.40
		KAR	1260.00	1260.00	1184.00	0.00	6.42
		MPK	1183.00	1183.00	1183.00	0.00	0.00
		PSH	1410.00	1410.00	1390.00	0.00	1.44
		QTA	1320.00	1320.00	1320.00	0.00	0.00
2149202. MANGO/MIXED PICKLE IN OIL 340 G.	DOZ.	LAH	1080.00	1080.00	1080.00	0.00	0.00
		RAW	1137.50	1137.50	1137.50	0.00	0.00
		KAR	1092.00	1092.00	960.00	0.00	13.75
		MPK	992.76	992.76	992.76	0.00	0.00
		PSH	1122.00	1080.00	1080.00	3.89	3.89
		QTA	936.00	936.00	936.00	0.00	0.00

Contd.

7.10 Intercity Wholesale Prices of Selected Commodities

Group/Commodity/Item Specification	Unit	City	Prices (Rs.)			% Change in May, 2015 Over	
			May, 2015	Apr., 2015	May, 2014	Apr., 2015	May, 2014
032. Vegetable Oils Refined							
2154101. SOYABEAN COOKING OIL TIN	5 LTR.	LAH	874.00	874.00	940.00	0.00	-7.02
		FAS	800.00	870.00	960.00	-8.05	-16.67
		RAW	835.00	835.00	982.50	0.00	-15.01
		MUL	870.00	932.00	1024.00	-6.65	-15.04
		KAR	995.00	995.00	985.00	0.00	1.02
		HYD	934.00	934.00	1024.00	0.00	-8.79
		SKR	940.00	940.00	980.00	0.00	-4.08
		MPK	970.00	970.00	970.00	0.00	0.00
		PSH	900.00	950.00	975.00	-5.26	-7.69
		BNU	970.00	1000.00	1000.00	-3.00	-3.00
		QTA	840.00	915.00	915.00	-8.20	-8.20
2154301. SUN FLOWER COOKING OIL	5 LTR.	LAH	874.00	874.00	940.00	0.00	-7.02
		FAS	750.00	750.00	900.00	0.00	-16.67
		RAW	835.00	835.00	982.50	0.00	-15.01
		MUL	809.00	845.00	1045.00	-4.26	-22.58
		GJT	790.00	990.00	1045.00	-20.20	-24.40
		KAR	1007.50	1007.50	985.00	0.00	2.28
		HYD	840.00	840.00	880.00	0.00	-4.55
		SKR	840.00	840.00	880.00	0.00	-4.55
		PSH	980.00	980.00	1050.00	0.00	-6.67
		MNG	880.00	880.00	910.00	0.00	-3.30
		QTA	900.00	900.00	900.00	0.00	0.00
2154401. MUSTARD & RAPE SEED OIL.	40 KG.	LAH	5550.00	5550.00	5850.00	0.00	-5.13
		RAW	6950.00	7350.00	7275.00	-5.44	-4.47
		MUL	4525.00	4425.00	5750.00	2.26	-21.30
		KSR	5525.00	5525.00	5750.00	0.00	-3.91
		KAR	6300.00	6300.00	6500.00	0.00	-3.08
		HYD	4500.00	4500.00	5500.00	0.00	-18.18
		MPK	4500.00	4300.00	5100.00	4.65	-11.76
		PSH	6750.00	6750.00	7250.00	0.00	-6.90
		BNU	6200.00	6200.00	6200.00	0.00	0.00
		QTA	6000.00	6000.00	6000.00	0.00	0.00
2154801. COTTON SEED OIL	40 KG.	LAH	5625.00	5625.00	5625.00	0.00	0.00
		MUL	3900.00	3550.00	5450.00	9.86	-28.44
		GUJ	5200.00	5200.00	7000.00	0.00	-25.71
		SAR	3700.00	3650.00	5250.00	1.37	-29.52
		KAR	6040.00	6040.00	5850.00	0.00	3.25
		HYD	3900.00	3900.00	5150.00	0.00	-24.27
		SKR	4700.00	4700.00	5610.00	0.00	-16.22
		NWB	6000.00	6000.00	6000.00	0.00	0.00
		PSH	5500.00	5600.00	6150.00	-1.79	-10.57
2154901. RAFHAN CORN OIL	2.00 LT	LAH	650.00	650.00	650.00	0.00	0.00
		FAS	690.00	700.00	710.00	-1.43	-2.82
		RAW	537.50	537.50	537.50	0.00	0.00
		MUL	703.00	703.00	606.00	0.00	16.01
		KAR	685.00	685.00	547.50	0.00	25.11
		HYD	705.00	705.00	686.40	0.00	2.71
		MPK	630.00	630.00	630.00	0.00	0.00
		PSH	700.00	700.00	680.00	0.00	2.94

Contd.

7.10 Intercity Wholesale Prices of Selected Commodities

Group/Commodity/Item Specification	Unit	City	Prices (Rs.)			% Change in May, 2015 Over	
			May, 2015	Apr., 2015	May, 2014	Apr., 2015	May, 2014
		MNG	630.00	630.00	630.00	0.00	0.00
		QTA	730.00	730.00	535.00	0.00	36.45
033. Vegetable Ghee							
2159001. VEGETABLE GHEE(16 KG TIN)	EACH	LAH	2130.00	2130.00	2450.00	0.00	-13.06
		RAW	2145.00	2145.00	2475.00	0.00	-13.33
		MUL	2245.00	2220.00	2550.00	1.13	-11.96
		SKT	2150.00	2150.00	2570.00	0.00	-16.34
		KAR	2150.00	2150.00	2455.00	0.00	-12.42
		SKR	1820.00	1900.00	2375.00	-4.21	-23.37
		MPK	1850.00	1860.00	2240.00	-0.54	-17.41
		PSH	2320.00	2390.00	2600.00	-2.93	-10.77
		MNG	2270.00	2300.00	2560.00	-1.30	-11.33
		QTA	2325.00	2325.00	2765.00	0.00	-15.91
2159002. VEGETABLE GHEE(DALDA/TULO/HABIB/SHA)	05 KG.	LAH	890.00	890.00	995.00	0.00	-10.55
		FAS	795.00	850.00	965.00	-6.47	-17.62
		RAW	835.00	835.00	992.50	0.00	-15.87
		MUL	865.00	879.00	976.00	-1.59	-11.37
		SAR	895.00	895.00	980.00	0.00	-8.67
		GJT	845.00	870.00	970.00	-2.87	-12.89
		KAR	895.00	895.00	982.50	0.00	-8.91
		HYD	864.73	864.73	966.00	0.00	-10.48
		SKR	720.00	790.00	970.00	-8.86	-25.77
		PSH	890.00	910.00	970.00	-2.20	-8.25
		QTA	960.00	960.00	1015.00	0.00	-5.42
034. Oil Cakes							
2171001. COTTON SEED OIL CAKES	40 KG.	LAH	1525.00	1525.00	1350.00	0.00	12.96
		FAS	1500.00	1300.00	1350.00	15.38	11.11
		MUL	1400.00	1350.00	1525.00	3.70	-8.20
		SAR	1464.00	1428.00	1512.50	2.52	-3.21
		BPR	1550.00	1400.00	1675.00	10.71	-7.46
		HYD	1400.00	1400.00	1350.00	0.00	3.70
		SKR	1200.00	1200.00	1315.50	0.00	-8.78
		MPK	1340.00	1340.00	1450.00	0.00	-7.59
		PSH	1260.00	1257.00	1150.00	0.24	9.57
		QTA	925.00	925.00	925.00	0.00	0.00
2171002. MUSTARD & RAPSEED OIL CAKES	40 KG.	LAH	1250.00	1250.00	1250.00	0.00	0.00
		FAS	1300.00	1200.00	1550.00	8.33	-16.13
		MUL	1225.00	1125.00	1575.00	8.89	-22.22
		SAR	1275.00	1200.00	1592.00	6.25	-19.91
		BPR	1250.00	1075.00	1575.00	16.28	-20.63
		HYD	1225.00	1325.00	1400.00	-7.55	-12.50
		SKR	1350.00	1350.00	1400.00	0.00	-3.57
		MPK	1150.00	1150.00	1400.00	0.00	-17.86
		PSH	1450.00	1450.00	1200.00	0.00	20.83
		QTA	950.00	950.00	950.00	0.00	0.00
035. Processed Liquid Milk							
2211002. MILK PAK/HALEEB/NESTLE (LITRE)	DOZ.	LAH	1350.00	1350.00	1105.00	0.00	22.17
		FAS	1162.50	1162.50	1115.00	0.00	4.26
		RAW	1195.00	1195.00	1075.00	0.00	11.16
		KAR	1250.00	1250.00	1080.00	0.00	15.74
		HYD	1125.00	1125.00	1125.00	0.00	0.00

Contd.

7.10 Intercity Wholesale Prices of Selected Commodities

Group/Commodity/Item Specification	Unit	City	Prices (Rs.)			% Change in May, 2015 Over	
			May, 2015	Apr., 2015	May, 2014	Apr., 2015	May, 2014
		SKR	1140.00	1140.00	1080.00	0.00	5.56
		PSH	1300.00	1300.00	1075.00	0.00	20.93
		MNG	1340.00	1340.00	1080.00	0.00	24.07
036. Milk & Cream in Solid Form							
2221101. POWD.MILK EVERYDAY(NESTLE)1KG.	EACH	LAH	645.00	645.00	620.00	0.00	4.03
		RAW	620.00	620.00	620.00	0.00	0.00
		MUL	648.16	648.16	620.00	0.00	4.54
		KAR	647.50	647.50	620.00	0.00	4.44
		HYD	650.00	650.00	621.00	0.00	4.67
		SKR	620.00	620.00	620.00	0.00	0.00
		PSH	650.00	650.00	620.00	0.00	4.84
		BNU	630.00	630.00	600.00	0.00	5.00
		QTA	680.00	680.00	465.00	0.00	46.24
2221201. POWDERED MILK(SKIMMED)/BAG 25 KG.	EACH	LAH	11750.00	11750.00	11200.00	0.00	4.91
		RAW	11775.00	11775.00	11450.00	0.00	2.84
		MUL	10250.00	10250.00	10600.00	0.00	-3.30
		KAR	14000.00	14750.00	15900.00	-5.08	-11.95
		PSH	9000.00	10000.00	14000.00	-10.00	-35.71
		QTA	12500.00	12500.00	7000.00	0.00	78.57
2221202. POWDERED MILK NIDO (1 KG. POLY BA	EACH	LAH	700.00	700.00	692.00	0.00	1.16
		RAW	738.00	738.00	690.00	0.00	6.96
		GUJ	738.00	738.00	692.00	0.00	6.65
		KAR	692.50	692.50	620.00	0.00	11.69
		HYD	772.22	772.22	625.00	0.00	23.56
		PSH	700.00	670.00	620.00	4.48	12.90
037. Ice Cream							
2227001. ICE CREAM POLKA/WALLS	DOZ.	LAH	324.00	324.00	324.00	0.00	0.00
		RAW	442.50	442.50	442.50	0.00	0.00
		KAR	264.00	264.00	264.00	0.00	0.00
		HYD	432.00	432.00	378.00	0.00	14.29
		SKR	240.00	240.00	198.00	0.00	21.21
		QTA	384.00	384.00	384.00	0.00	0.00
038. Dairy Products N.E.C							
2229001. MILO(200 GM. PACK) NESTLE	EACH	LAH	198.00	198.00	177.00	0.00	11.86
		FAS	175.00	175.00	175.00	0.00	0.00
		RAW	172.50	172.50	143.50	0.00	20.21
		MUL	140.00	140.00	140.00	0.00	0.00
		KAR	174.00	174.00	174.00	0.00	0.00
		HYD	195.00	195.00	134.50	0.00	44.98
		MPK	180.00	180.00	180.00	0.00	0.00
		PSH	155.00	155.00	155.00	0.00	0.00
		MNG	175.00	175.00	182.00	0.00	-3.85
		QTA	150.00	150.00	150.00	0.00	0.00
2229002. LACTOGEN(SOFT PACK 400 GM)	EACH	LAH	385.00	385.00	380.00	0.00	1.32
		FAS	405.00	405.00	395.00	0.00	2.53
		RAW	405.00	405.00	395.00	0.00	2.53
		MUL	402.79	402.79	347.00	0.00	16.08
		KAR	400.00	400.00	348.00	0.00	14.94
		HYD	405.00	405.00	394.00	0.00	2.79

Contd.

7.10 Intercity Wholesale Prices of Selected Commodities

Group/Commodity/Item Specification	Unit	City	Prices (Rs.)			% Change in May, 2015 Over	
			May, 2015	Apr., 2015	May, 2014	Apr., 2015	May, 2014
		MPK	400.00	400.00	400.00	0.00	0.00
		PSH	399.00	399.00	370.00	0.00	7.84
		QTA	395.00	395.00	395.00	0.00	0.00
039. Wheat Flour							
2311001. WHEAT FLOUR SUP. QLTY.	80 KG.	LAH	3150.00	3150.00	2900.00	0.00	8.62
		FAS	2880.00	2975.00	3000.00	-3.19	-4.00
		RAW	3612.50	3637.50	3625.00	-0.69	-0.34
		MUL	2975.00	3000.00	2900.00	-0.83	2.59
		GUJ	3000.00	3000.00	3225.00	0.00	-6.98
		SAR	2960.00	3040.00	3150.00	-2.63	-6.03
		SKT	3775.00	3775.00	3600.00	0.00	4.86
		GJT	3000.00	3000.00	3000.00	0.00	0.00
		KAR	2885.00	3020.00	3100.00	-4.47	-6.94
		HYD	3427.53	3427.53	3625.00	0.00	-5.45
		SKR	2740.00	2840.00	3120.00	-3.52	-12.18
		LRK	2960.00	3200.00	3200.00	-7.50	-7.50
		PSH	3200.00	3340.00	3225.00	-4.19	-0.78
		QTA	3200.00	3200.00	3420.00	0.00	-6.43
2311002. WHEAT FLOUR AVG. QLTY	80 KG.	LAH	3025.00	3025.00	3140.00	0.00	-3.66
		FAS	2600.00	2725.00	2600.00	-4.59	0.00
		RAW	2912.50	2937.50	3112.50	-0.85	-6.43
		MUL	2825.00	2880.00	2760.00	-1.91	2.36
		SAH	2880.00	2880.00	2680.00	0.00	7.46
		SAR	2720.00	2800.00	2720.00	-2.86	0.00
		BPR	2992.00	2992.00	2720.00	0.00	10.00
		GJT	2920.00	2920.00	2920.00	0.00	0.00
		KAR	2740.00	2760.00	2900.00	-0.72	-5.52
		HYD	3000.00	3000.00	3240.00	0.00	-7.41
		SKR	2730.00	2830.00	2950.00	-3.53	-7.46
		LRK	2800.00	2960.00	3040.00	-5.41	-7.89
		MPK	2600.00	2600.00	2900.00	0.00	-10.34
		PSH	2980.00	3100.00	3020.00	-3.87	-1.32
		MNG	3000.00	3080.00	3120.00	-2.60	-3.85
		QTA	2950.00	2950.00	3240.00	0.00	-8.95
2311003. WHEAT FLOUR/BAG OF 10 KG.	EACH	LAH	378.00	378.00	370.00	0.00	2.16
		FAS	345.00	365.00	330.00	-5.48	4.55
		RAW	370.00	373.50	380.00	-0.94	-2.63
		MUL	360.00	360.00	350.00	0.00	2.86
		GUJ	365.00	365.00	392.50	0.00	-7.01
		SKT	380.00	380.00	350.00	0.00	8.57
		BPR	394.00	394.00	364.00	0.00	8.24
		GJT	365.00	365.00	310.00	0.00	17.74
		KAR	392.50	392.50	419.00	0.00	-6.32
		HYD	405.00	405.00	405.00	0.00	0.00
		SKR	357.50	357.50	377.50	0.00	-5.30
		LRK	350.00	365.00	380.00	-4.11	-7.89
		MPK	350.00	350.00	380.00	0.00	-7.89
		NWB	370.00	370.00	400.00	0.00	-7.50
		PSH	365.00	372.50	375.00	-2.01	-2.67
		QTA	370.00	370.00	395.00	0.00	-6.33

Contd.

7.10 Intercity Wholesale Prices of Selected Commodities

Group/Commodity/Item Specification	Unit	City	Prices (Rs.)			% Change in May, 2015 Over			
			May, 2015	Apr., 2015	May, 2014	Apr., 2015	May, 2014		
2311004. MAIDA AVG. QLTY.	80 KG.	LAH	3365.00	3365.00	3200.00	0.00	5.16		
		FAS	3040.00	3525.00	3275.00	-13.76	-7.18		
		RAW	3687.50	3725.00	3687.50	-1.01	0.00		
		MUL	3150.00	3150.00	3425.00	0.00	-8.03		
		SAR	3120.00	3200.00	3440.00	-2.50	-9.30		
		BPR	3550.00	3550.00	3600.00	0.00	-1.39		
		GJT	3200.00	3200.00	3460.00	0.00	-7.51		
		KAR	3240.00	3240.00	3380.00	0.00	-4.14		
		HYD	3405.00	3405.00	3625.00	0.00	-6.07		
		SKR	3300.00	3300.00	3520.00	0.00	-6.25		
		MPK	3400.00	3400.00	3650.00	0.00	-6.85		
		PSH	3360.00	3425.00	3800.00	-1.90	-11.58		
		MNG	3480.00	3580.00	3700.00	-2.79	-5.95		
		QTA	5200.00	5200.00	5000.00	0.00	4.00		
2311005. SUJI	85 KG.	LAH	3960.00	3960.00	3400.00	0.00	16.47		
		FAS	3250.00	3650.00	3450.00	-10.96	-5.80		
		RAW	3712.50	3737.50	3762.50	-0.67	-1.33		
		MUL	3450.00	3450.00	3575.00	0.00	-3.50		
		SAH	3315.00	3500.00	4000.00	-5.29	-17.13		
		BPR	3550.00	3550.00	3850.00	0.00	-7.79		
		GJT	3825.00	3825.00	3762.50	0.00	1.66		
		KAR	3442.50	3442.50	3591.00	0.00	-4.14		
		HYD	3485.00	3570.00	3750.00	-2.38	-7.07		
		SKR	3700.00	3700.00	3850.00	0.00	-3.90		
		MPK	3550.00	3550.00	3900.00	0.00	-8.97		
		PSH	3450.00	3550.00	3800.00	-2.82	-9.21		
		QTA	5200.00	4600.00	4800.00	13.04	8.33		
		2311006. CERELAC WHEAT(400 GM.)	EACH	LAH	260.00	260.00	197.33	0.00	31.76
FAS	255.00			255.00	240.00	0.00	6.25		
RAW	289.00			289.00	251.43	0.00	14.94		
MUL	252.79			252.79	206.75	0.00	22.27		
KAR	198.00			198.00	198.00	0.00	0.00		
HYD	260.00			260.00	220.00	0.00	18.18		
MPK	245.00			245.00	210.00	0.00	16.67		
PSH	243.00			243.00	243.00	0.00	0.00		
MNG	243.00			243.00	243.00	0.00	0.00		
QTA	245.00			245.00	180.00	0.00	36.11		
040. Other Cereal Flour 2312001. BESAN	85 KG.			LAH	5915.00	5915.00	5255.00	0.00	12.56
				FAS	6590.00	5400.00	4994.00	22.04	31.96
				RAW	6675.00	5590.00	5362.50	19.41	24.48
				MUL	6350.00	5450.00	5075.00	16.51	25.12
		GUJ	6500.00	5700.00	5400.00	14.04	20.37		
		SAR	6800.00	5695.00	5100.00	19.40	33.33		
		SKT	6600.00	5500.00	5050.00	20.00	30.69		
		GJT	6500.00	5700.00	4857.00	14.04	33.83		
		KSR	6362.50	5650.00	5300.00	12.61	20.05		
		KAR	6205.00	6205.00	6035.00	0.00	2.82		
		HYD	7350.00	5200.00	5250.00	41.35	40.00		
		SKR	7225.00	5525.00	5550.00	30.77	30.18		
		MPK	8350.00	6000.00	5950.00	39.17	40.34		

Contd.

7.10 Intercity Wholesale Prices of Selected Commodities

Group/Commodity/Item Specification	Unit	City	Prices (Rs.)			% Change in May, 2015 Over	
			May, 2015	Apr., 2015	May, 2014	Apr., 2015	May, 2014
		PSH	5650.00	5700.00	5540.00	-0.88	1.99
		QTA	9340.00	7340.00	7350.00	27.25	27.07
041. Sugar Refined							
2352001. SUGAR REFINED(BAG)	50 KG.	LAH	2810.00	2810.00	2450.00	0.00	14.69
		FAS	2850.00	2780.00	2445.00	2.52	16.56
		RAW	2937.50	2855.00	2537.50	2.89	15.76
		MUL	2815.00	2750.00	2410.00	2.36	16.80
		GUJ	2880.00	2775.00	2500.00	3.78	15.20
		SKT	2880.00	2760.00	2200.00	4.35	30.91
		GJT	2890.00	2800.00	2460.00	3.21	17.48
		KAR	2745.00	2745.00	2475.00	0.00	10.91
		HYD	2800.00	2670.00	2400.00	4.87	16.67
		MPK	2760.00	2690.00	2380.00	2.60	15.97
		PSH	2850.00	2790.00	2470.00	2.15	15.38
		MNG	2910.00	2665.00	2500.00	9.19	16.40
		QTA	2850.00	2760.00	2450.00	3.26	16.33
2352002. GUR AVG. QLTY.	40 KG.	LAH	2912.50	2912.50	2550.00	0.00	14.22
		MUL	2700.00	2300.00	2350.00	17.39	14.89
		SAR	2475.00	2450.00	2400.00	1.02	3.13
		SKT	3100.00	2900.00	2650.00	6.90	16.98
		KSR	2925.00	2875.00	2425.00	1.74	20.62
		KAR	2620.00	2620.00	2640.00	0.00	-0.76
		HYD	2400.00	2500.00	2300.00	-4.00	4.35
		SKR	2900.00	2600.00	2400.00	11.54	20.83
		PSH	2710.00	2640.00	2835.00	2.65	-4.41
		MNG	3000.00	3000.00	3000.00	0.00	0.00
		QTA	3000.00	3000.00	3200.00	0.00	-6.25
042. Chocolate							
2366001. CHOCLATE CANDY (NOW)	DOZ.	LAH	52.00	52.00	52.00	0.00	0.00
		RAW	54.50	54.50	54.50	0.00	0.00
		BPR	55.00	55.00	55.00	0.00	0.00
		KSR	52.00	52.00	52.00	0.00	0.00
		KAR	52.00	52.00	52.00	0.00	0.00
		PSH	51.00	51.00	51.00	0.00	0.00
		QTA	54.00	54.00	54.00	0.00	0.00
043. Sugar Confectionary							
2367001. TOFFEE (HILAL)	DOZ.	LAH	10.00	10.00	10.00	0.00	0.00
		RAW	10.00	10.00	10.00	0.00	0.00
		GUJ	10.00	10.00	10.00	0.00	0.00
		SKT	10.00	10.00	10.00	0.00	0.00
		BPR	10.97	10.97	10.97	0.00	0.00
		KSR	10.00	10.00	10.00	0.00	0.00
		KAR	10.00	10.00	10.00	0.00	0.00
		HYD	10.00	10.00	10.00	0.00	0.00
		LRK	10.50	10.50	10.50	0.00	0.00
		PSH	12.00	12.00	12.00	0.00	0.00
		QTA	10.00	10.00	10.00	0.00	0.00
044. Coffee & Tea							
2391301. TEA LIPTON YELLOW LABEL 200 G.PKT	06 PKT.	LAH	847.00	847.00	700.50	0.00	20.91
		FAS	821.05	826.31	694.73	-0.64	18.18
		RAW	812.50	812.50	697.50	0.00	16.49

Contd.

7.10 Intercity Wholesale Prices of Selected Commodities

Group/Commodity/Item Specification	Unit	City	Prices (Rs.)			% Change in May, 2015 Over	
			May, 2015	Apr., 2015	May, 2014	Apr., 2015	May, 2014
2391302. TEA SUPREME 200 G. PKT.	06 PKT.	MUL	804.00	804.00	673.44	0.00	19.39
		SKT	871.00	871.00	705.00	0.00	23.55
		KAR	871.58	896.82	852.63	-2.81	2.22
		HYD	858.18	858.18	673.44	0.00	27.43
		SKR	783.15	783.15	708.88	0.00	10.48
		PSH	809.00	756.00	693.10	7.01	16.72
		MNG	673.50	673.50	960.00	0.00	-29.84
		QTA	786.00	786.00	810.00	0.00	-2.96
		LAH	740.00	740.00	682.74	0.00	8.39
		FAS	715.78	721.05	578.94	-0.73	23.64
		RAW	722.50	722.50	643.50	0.00	12.28
		MUL	702.00	702.00	570.72	0.00	23.00
		SKT	707.00	707.00	720.00	0.00	-1.81
KAR	720.00	720.00	618.95	0.00	16.33		
HYD	719.25	757.11	570.72	-5.00	26.03		
SKR	672.00	744.90	600.75	-9.79	11.86		
PSH	666.00	666.00	588.00	0.00	13.27		
MNG	570.78	570.78	878.94	0.00	-35.06		
QTA	760.00	637.90	697.00	19.14	9.04		
2391303. TEA LOOSE	KG.	LAH	432.50	432.50	422.50	0.00	2.37
		FAS	517.50	515.00	515.00	0.49	0.49
		RAW	495.00	495.00	472.50	0.00	4.76
		MUL	475.00	475.00	475.00	0.00	0.00
		SKT	500.00	500.00	330.00	0.00	51.52
		GJT	480.00	480.00	440.00	0.00	9.09
		KAR	490.00	490.00	450.00	0.00	8.89
		HYD	475.00	475.00	440.00	0.00	7.95
		SKR	465.00	465.00	465.00	0.00	0.00
		MPK	275.00	275.00	240.00	0.00	14.58
		PSH	450.00	450.00	480.00	0.00	-6.25
		MNG	480.00	480.00	450.00	0.00	6.67
		QTA	410.00	410.00	410.00	0.00	0.00
2391304. TEA TAPAL MIXTURE (200 G) PKT.	06 PKT	LAH	734.00	734.00	642.00	0.00	14.33
		FAS	747.36	752.63	594.73	-0.70	25.66
		RAW	732.50	732.50	619.00	0.00	18.34
		MUL	648.00	621.60	588.00	4.25	10.20
		KAR	789.47	789.47	663.16	0.00	19.05
		HYD	775.58	713.40	610.80	8.72	26.98
		PSH	736.00	702.00	734.00	4.84	0.27
		MNG	690.00	690.00	730.00	0.00	-5.48
		QTA	797.00	821.00	780.00	-2.92	2.18
045. Spices							
2392101. BLACK PEPPER 50 G.PKT.(NATIONAL)	EACH	LAH	90.24	90.24	88.90	0.00	1.51
		RAW	88.00	88.00	88.00	0.00	0.00
		MUL	86.89	86.89	86.89	0.00	0.00
		SKT	86.89	86.89	67.00	0.00	29.69
		KAR	92.00	92.00	92.00	0.00	0.00
		HYD	96.00	96.00	96.00	0.00	0.00
		MPK	69.25	69.25	69.25	0.00	0.00
		PSH	87.00	87.00	87.00	0.00	0.00

Contd.

7.10 Intercity Wholesale Prices of Selected Commodities

Group/Commodity/Item Specification	Unit	City	Prices (Rs.)			% Change in May, 2015 Over			
			May, 2015	Apr., 2015	May, 2014	Apr., 2015	May, 2014		
2392201. RED CHILLIES(200 G PKT.NATIONAL)	EACH	MNG	90.00	90.00	65.00	0.00	38.46		
		QTA	86.00	86.00	69.00	0.00	24.64		
		LAH	95.00	95.00	95.00	0.00	0.00		
		FAS	96.32	96.32	96.32	0.00	0.00		
		RAW	96.50	96.50	96.50	0.00	0.00		
		MUL	95.52	95.52	95.52	0.00	0.00		
		SKT	95.52	95.52	115.00	0.00	-16.94		
		KAR	100.00	100.00	100.00	0.00	0.00		
		HYD	105.00	105.00	105.00	0.00	0.00		
		MPK	96.50	96.50	96.50	0.00	0.00		
2392402. CORRIANDER PWD.200 G. PKT.NAT.	EACH	PSH	96.00	96.00	96.00	0.00	0.00		
		MNG	105.00	105.00	105.00	0.00	0.00		
		QTA	92.00	92.00	92.00	0.00	0.00		
		LAH	87.96	87.96	70.93	0.00	24.01		
		FAS	88.78	88.78	70.78	0.00	25.43		
		RAW	91.50	91.50	77.50	0.00	18.06		
		MUL	96.32	96.32	67.02	0.00	43.72		
		SKT	70.78	70.78	70.00	0.00	1.11		
		KAR	84.00	84.00	84.00	0.00	0.00		
		HYD	77.00	77.00	77.00	0.00	0.00		
2392601. CLOVES	40 KG.	MPK	68.41	68.41	68.41	0.00	0.00		
		PSH	70.00	70.00	70.00	0.00	0.00		
		MNG	70.00	70.00	70.00	0.00	0.00		
		QTA	81.60	81.60	81.60	0.00	0.00		
		LAH	50500.00	50500.00	55500.00	0.00	-9.01		
		RAW	46750.00	46750.00	44250.00	0.00	5.65		
		MUL	51000.00	51000.00	59000.00	0.00	-13.56		
		KAR	56300.00	59000.00	59000.00	-4.58	-4.58		
		HYD	55500.00	55500.00	54500.00	0.00	1.83		
		MPK	48000.00	49000.00	54000.00	-2.04	-11.11		
046. Other Food Products	DOZ.	PSH	60000.00	60000.00	48500.00	0.00	23.71		
		QTA	51000.00	51000.00	51000.00	0.00	0.00		
		2399401. VINEGAR SYNTHETIC (SIRKA)	LAH	720.00	720.00	660.00	0.00	9.09	
			RAW	875.00	875.00	835.00	0.00	4.79	
			KAR	545.00	545.00	430.00	0.00	26.74	
		2399901. TURMERIC POWDER(50 G.PKT.NATIONAL)	EACH	PSH	560.00	560.00	560.00	0.00	0.00
				QTA	900.00	900.00	786.00	0.00	14.50
				LAH	31.50	31.50	31.50	0.00	0.00
				FAS	31.96	31.96	31.96	0.00	0.00
				RAW	30.00	30.00	30.00	0.00	0.00
MUL	31.69			31.69	31.69	0.00	0.00		
SKT	31.69			32.00	35.00	-0.97	-9.46		
KAR	34.00			34.00	34.00	0.00	0.00		
HYD	35.00			35.00	35.00	0.00	0.00		
SKR	31.69			31.69	30.65	0.00	3.39		
		MPK	32.00	32.00	32.00	0.00	0.00		
		PSH	31.20	31.20	31.20	0.00	0.00		
		MNG	32.50	32.50	30.00	0.00	8.33		
		QTA	30.00	33.00	36.00	-9.09	-16.67		

Contd.

7.10 Intercity Wholesale Prices of Selected Commodities

Group/Commodity/Item Specification	Unit	City	Prices (Rs.)			% Change in May, 2015 Over	
			May, 2015	Apr., 2015	May, 2014	Apr., 2015	May, 2014
047. Mineral Water							
2441001. MINERAL WATER NESTLE(1.5 LTR)	DOZ.	LAH	480.00	480.00	480.00	0.00	0.00
		FAS	440.00	440.00	440.00	0.00	0.00
		RAW	502.00	502.00	467.50	0.00	7.38
		MUL	504.00	504.00	460.00	0.00	9.57
		GUJ	450.00	450.00	450.00	0.00	0.00
		SKT	419.00	419.00	419.00	0.00	0.00
		KAR	456.00	456.00	456.00	0.00	0.00
		HYD	470.00	470.00	470.00	0.00	0.00
		SKR	480.00	480.00	480.00	0.00	0.00
		MPK	418.00	418.00	418.00	0.00	0.00
		PSH	443.00	443.00	443.00	0.00	0.00
		QTA	528.00	528.00	528.00	0.00	0.00
048. Beverages							
2449001. COCA COLA(CRATE OF 24 BOTTLES)	EACH	LAH	442.00	442.00	442.00	0.00	0.00
		FAS	445.00	445.00	445.00	0.00	0.00
		RAW	382.50	382.50	382.50	0.00	0.00
		MUL	403.00	403.00	403.00	0.00	0.00
		SKT	444.00	444.00	323.00	0.00	37.46
		GJT	444.00	444.00	396.00	0.00	12.12
		KAR	444.00	444.00	444.00	0.00	0.00
		HYD	444.00	444.00	444.00	0.00	0.00
		SKR	432.00	432.00	432.00	0.00	0.00
		MPK	390.00	390.00	390.00	0.00	0.00
		PSH	445.00	445.00	397.00	0.00	12.09
		BNU	475.00	475.00	475.00	0.00	0.00
		MNG	430.00	430.00	395.00	0.00	8.86
		QTA	480.00	480.00	360.00	0.00	33.33
2449002. SEVEN UP (CRATE OF 24 BOTTLES)	EACH	LAH	442.00	442.00	442.00	0.00	0.00
		FAS	445.00	445.00	445.00	0.00	0.00
		RAW	382.50	382.50	382.50	0.00	0.00
		MUL	403.00	403.00	403.00	0.00	0.00
		SKT	444.00	444.00	323.00	0.00	37.46
		GJT	444.00	444.00	396.00	0.00	12.12
		KAR	444.00	444.00	444.00	0.00	0.00
		HYD	444.00	444.00	444.00	0.00	0.00
		SKR	432.00	432.00	432.00	0.00	0.00
		MPK	390.00	390.00	390.00	0.00	0.00
		PSH	445.00	445.00	397.00	0.00	12.09
		BNU	475.00	475.00	475.00	0.00	0.00
		MNG	420.00	420.00	395.00	0.00	6.33
		QTA	480.00	480.00	360.00	0.00	33.33
2449003. MAKKA COLA (CRATE OF 24 BOTTLES)	EACH	MUL	280.00	280.00	280.00	0.00	0.00
		GUJ	280.00	280.00	280.00	0.00	0.00
		SKT	270.00	270.00	270.00	0.00	0.00
		PSH	410.00	410.00	410.00	0.00	0.00
		BNU	322.00	322.00	322.00	0.00	0.00
		MNG	322.00	322.00	322.00	0.00	0.00
2449004. PEPSI COLA (CRATE OF 24 BOTTLES)	EACH	LAH	442.00	442.00	442.00	0.00	0.00
		FAS	445.00	445.00	445.00	0.00	0.00
		RAW	382.50	382.50	382.50	0.00	0.00

Contd.

7.10 Intercity Wholesale Prices of Selected Commodities

Group/Commodity/Item Specification	Unit	City	Prices (Rs.)			% Change in May, 2015 Over	
			May, 2015	Apr., 2015	May, 2014	Apr., 2015	May, 2014
		MUL	403.00	403.00	403.00	0.00	0.00
		SKT	444.00	444.00	394.00	0.00	12.69
		GJT	444.00	444.00	394.00	0.00	12.69
		KAR	444.00	444.00	444.00	0.00	0.00
		HYD	444.00	444.00	384.00	0.00	15.63
		SKR	432.00	432.00	432.00	0.00	0.00
		PSH	445.00	445.00	397.00	0.00	12.09
		BNU	475.00	475.00	475.00	0.00	0.00
		MNG	420.00	420.00	395.00	0.00	6.33
		QTA	450.00	408.00	408.00	10.29	10.29
049. Tobacco Products							
2502001. CIGARETTES K-2 10'S (FILTER)	1000	KAR	2125.00	2125.00	1790.00	0.00	18.72
2502002. CIGARETTES MELBOURNE	1000	KAR	2300.00	2300.00	1892.45	0.00	21.54
2502003. CIGARETTES CAPSTAN LSFT 10 SS	1000	KAR	2300.00	2300.00	1892.45	0.00	21.54
2502004. CIGARETTES GOLD LEAF (KSFT) 20	1000	KAR	4750.00	4750.00	4184.95	0.00	13.50
3b) Textiles & Apparels							
050. Cotton Yarn							
2636001. COTTON YARN 10/1 POPULAR FIBER	10 LB.	KAR	700.00	700.00	950.00	0.00	-26.32
2636002. COTTON YARN 16/1 MGM	10 LB.	KAR	980.00	962.00	1170.00	1.87	-16.24
2636003. COTTON YARN 21/1 SURIYA TEXTILE	10 LB.	KAR	1080.00	1080.00	1240.00	0.00	-12.90
2636004. COTTON YARN 42/1 ABDULLAH TEXTILE	10 LB.	KAR	1600.00	1600.00	1600.00	0.00	0.00
2636005. COTTON YARN 20/2 BAJWA	10 LB.	KAR	1120.00	1120.00	1300.00	0.00	-13.85
051. Nylon Yarn							
2643001. NYLON YARN RUPALI(PAK)50/72/00	LB.	KAR	95.00	95.00	108.00	0.00	-12.04
2643002. NYLON YARN GRATON 50/36/00FLAT	LB.	KAR	77.00	77.00	89.75	0.00	-14.21
2643003. NYLON YARN GRATON 75/48/0 DTY	LB.	KAR	103.00	103.00	105.00	0.00	-1.90
052. Blended Yarn							
2645001. BLND.YARN 30/1 A.A TEX.Z.TW PVC	LB.	KAR	133.00	130.00	136.50	2.31	-2.56
2645002. BLND.YARN 40/1 SANA	LB.	KAR	151.00	151.00	151.25	0.00	-0.17
2645003. BLND.YARN 60/1 PP AGAR	LB.	KAR	124.00	124.00	124.00	0.00	0.00
2645004. BLND.YARN 30/1 A.A TEX.COMBED	LB.	KAR	121.00	117.00	140.00	3.42	-13.57
2645005. BLND.YARN 40/1 A.A. TEXTILE	LB.	KAR	143.00	143.00	143.00	0.00	0.00
053. Woven Fabrics							
2654001. LIGHT WEIGHT WORSTED (L.PUR)	MTR.	LAH	925.00	925.00	555.00	0.00	66.67
		RAW	1037.50	1037.50	1037.50	0.00	0.00
		KAR	1475.00	1475.00	1380.00	0.00	6.88
2654002. HEAVY WEIGHT SUITING (L.PUR)	MTR.	LAH	1575.00	1575.00	875.00	0.00	80.00
		RAW	1325.00	1325.00	1325.00	0.00	0.00
		KAR	2250.00	2250.00	1930.00	0.00	16.58
2654003. TWEED (LAWRENCEPUR)	MTR.	LAH	925.00	925.00	777.50	0.00	18.97
		RAW	1125.00	1125.00	1125.00	0.00	0.00
		KAR	1800.00	1800.00	1610.00	0.00	11.80
2654004. WORSTED (LAWRENCEPUR)	MTR.	LAH	975.00	975.00	790.00	0.00	23.42
		RAW	1175.00	1175.00	1175.00	0.00	0.00
		KAR	1750.00	1750.00	1620.00	0.00	8.02
054. Cotton Fabrics							
2662001. LATHA GUL AHMED 90000 SUP. QLT.Y.	40 MTR.	LAH	7900.00	7900.00	7900.00	0.00	0.00
		FAS	8550.00	8550.00	8400.00	0.00	1.79
		RAW	5450.00	5450.00	5225.00	0.00	4.31

Contd.

7.10 Intercity Wholesale Prices of Selected Commodities

Group/Commodity/Item Specification	Unit	City	Prices (Rs.)			% Change in May, 2015 Over	
			May, 2015	Apr., 2015	May, 2014	Apr., 2015	May, 2014
		MUL	8095.00	8095.00	8095.00	0.00	0.00
		KAR	8500.00	8500.00	8300.00	0.00	2.41
		HYD	7000.00	7000.00	7000.00	0.00	0.00
2662002. LATHA PRESIDENT SUP. QLTY.	40 MTR.	LAH	3450.00	3450.00	3450.00	0.00	0.00
		MUL	7140.00	7140.00	6000.00	0.00	19.00
		KAR	3682.50	3682.50	3682.50	0.00	0.00
2662003. LATHA MAST QALANDER SUP. QLTY.	40 MTR.	MUL	4920.00	4920.00	4920.00	0.00	0.00
		KAR	2810.00	2810.00	2810.00	0.00	0.00
2662004. LATHA MUGHAL-E-AZAM SUP. QLTY.	40 MTR.	LAH	3650.00	3650.00	3650.00	0.00	0.00
		FAS	5650.00	5650.00	5500.00	0.00	2.73
		RAW	5375.00	5375.00	5150.00	0.00	4.37
		MUL	5880.00	5880.00	5880.00	0.00	0.00
		KAR	5300.00	5300.00	4100.00	0.00	29.27
		HYD	6000.00	6000.00	4500.00	0.00	33.33
055. Other Fabrics							
2669001. LAWN AVG. QLTY.	MTR.	LAH	75.50	75.50	75.50	0.00	0.00
		FAS	92.50	92.50	92.50	0.00	0.00
		RAW	117.50	117.50	117.50	0.00	0.00
		MUL	125.00	125.00	115.00	0.00	8.70
		KAR	125.00	125.00	115.00	0.00	8.70
		HYD	120.00	100.00	100.00	20.00	20.00
		SKR	70.00	70.00	70.00	0.00	0.00
		QTA	130.00	130.00	130.00	0.00	0.00
2669002. LAWN SUP. QLTY.	MTR.	LAH	177.50	177.50	177.50	0.00	0.00
		FAS	230.00	230.00	230.00	0.00	0.00
		RAW	205.00	205.00	195.00	0.00	5.13
		MUL	190.00	190.00	190.00	0.00	0.00
		KAR	240.00	240.00	225.00	0.00	6.67
		QTA	152.50	152.50	152.50	0.00	0.00
2669003. GREY CLOTH 52"	MTR.	LAH	45.00	45.00	39.50	0.00	13.92
		FAS	62.50	62.50	58.50	0.00	6.84
		RAW	41.00	41.00	41.00	0.00	0.00
		MUL	117.50	117.50	90.00	0.00	30.56
		KAR	69.50	69.50	67.50	0.00	2.96
		LRK	105.00	105.00	105.00	0.00	0.00
2669004. GREY CLOTH 98"	MTR.	LAH	76.50	76.50	59.50	0.00	28.57
		FAS	122.50	122.50	115.00	0.00	6.52
		KAR	130.00	130.00	125.00	0.00	4.00
2669005. DRILL DYED	MTR.	LAH	75.50	75.50	54.50	0.00	38.53
		FAS	105.00	105.00	85.00	0.00	23.53
		RAW	32.50	32.50	32.50	0.00	0.00
		KAR	112.50	112.50	105.00	0.00	7.14
		QTA	68.00	68.00	55.00	0.00	23.64
056. Silk & Reyon Fabrics							
2679001. KT. SHIRTING AL-KARAM SUP. QLTY.	MTR.	LAH	82.50	82.50	64.50	0.00	27.91
		RAW	127.50	127.50	117.50	0.00	8.51
		KAR	125.00	125.00	105.00	0.00	19.05
2679002. KT. SHIRTING TOYOBO SUP. QLTY.	MTR.	FAS	212.50	212.50	212.50	0.00	0.00
		RAW	127.50	127.50	117.50	0.00	8.51

Contd.

7.10 Intercity Wholesale Prices of Selected Commodities

Group/Commodity/Item Specification	Unit	City	Prices (Rs.)			% Change in May, 2015 Over	
			May, 2015	Apr., 2015	May, 2014	Apr., 2015	May, 2014
		MUL	85.00	85.00	85.00	0.00	0.00
		KAR	87.50	87.50	72.50	0.00	20.69
		QTA	73.00	73.00	73.00	0.00	0.00
2679003. WOOLY FLAT	MTR.	LAH	47.50	47.50	30.50	0.00	55.74
		KAR	39.00	39.00	39.00	0.00	0.00
		QTA	62.50	62.50	62.50	0.00	0.00
2679004. SILK AVG. QLTY.	MTR.	LAH	59.00	59.00	49.00	0.00	20.41
		RAW	47.50	47.50	47.50	0.00	0.00
		MUL	95.00	95.00	95.00	0.00	0.00
		KAR	41.00	41.00	41.00	0.00	0.00
		SKR	35.00	35.00	35.00	0.00	0.00
		QTA	55.00	55.00	55.00	0.00	0.00
2679005. SILK SUP. QLTY.	MTR.	LAH	85.50	85.50	74.50	0.00	14.77
		FAS	237.50	237.50	237.50	0.00	0.00
		RAW	77.50	77.50	77.50	0.00	0.00
		QTA	75.00	75.00	75.00	0.00	0.00
2679006. LINEN STAR MILL KARACHI	MTR.	LAH	116.50	116.50	97.50	0.00	19.49
		KAR	107.50	107.50	97.50	0.00	10.26
		QTA	92.00	92.00	78.00	0.00	17.95
057. Towels							
2684001. TOWEL MED SIZE AVG. QLTY.	DOZ.	LAH	1725.00	1725.00	1550.00	0.00	11.29
		FAS	1650.00	1650.00	1650.00	0.00	0.00
		KSR	1725.00	1725.00	1550.00	0.00	11.29
		KAR	2220.00	2220.00	2040.00	0.00	8.82
		SKR	2040.00	2040.00	1800.00	0.00	13.33
		PSH	2400.00	2400.00	2200.00	0.00	9.09
		QTA	1620.00	1620.00	1410.00	0.00	14.89
058. Blankets							
2711001. BLANKET MOONLITE SINGLE	EACH	LAH	2400.00	2400.00	2400.00	0.00	0.00
		RAW	2975.00	2975.00	2725.00	0.00	9.17
		KAR	2150.00	2150.00	1830.00	0.00	17.49
2711002. BLANKET MOONLITE DOUBLE	EACH	LAH	3000.00	3000.00	3000.00	0.00	0.00
		RAW	3325.00	3325.00	3125.00	0.00	6.40
		KAR	2650.00	2650.00	2335.00	0.00	13.49
059. Bed Sheets							
2712001. BED SHEET COTTON SINGLE AVG. QLTY.	DOZ.	LAH	3250.00	3250.00	3250.00	0.00	0.00
		FAS	4300.00	4300.00	4300.00	0.00	0.00
		KAR	4350.00	4350.00	3750.00	0.00	16.00
		SKR	3960.00	3960.00	3600.00	0.00	10.00
		PSH	4800.00	4800.00	4800.00	0.00	0.00
		QTA	3600.00	3600.00	2750.00	0.00	30.91
2712002. BED SHEET COTTON DOUBLE AVG. QLTY.	DOZ.	LAH	5650.00	5650.00	5650.00	0.00	0.00
		FAS	4900.00	4900.00	4900.00	0.00	0.00
		KAR	6750.00	6750.00	5700.00	0.00	18.42
		SKR	7800.00	7800.00	7800.00	0.00	0.00
		PSH	9600.00	9600.00	9600.00	0.00	0.00
		QTA	4250.00	4250.00	4250.00	0.00	0.00
060. Quilts							
2718001. READY MADE QUILT	EACH	LAH	875.00	875.00	750.00	0.00	16.67
		RAW	775.00	775.00	737.50	0.00	5.08

Contd.

7.10 Intercity Wholesale Prices of Selected Commodities

Group/Commodity/Item Specification	Unit	City	Prices (Rs.)			% Change in May, 2015 Over	
			May, 2015	Apr., 2015	May, 2014	Apr., 2015	May, 2014
		KAR	1075.00	1075.00	760.00	0.00	41.45
		PSH	925.00	925.00	875.00	0.00	5.71
		QTA	600.00	600.00	600.00	0.00	0.00
061. Woolen Carpets							
2721001. WOOLEN CARPET	SQ.FT.	LAH	60.00	60.00	44.50	0.00	34.83
		KAR	51.00	51.00	51.00	0.00	0.00
062. Synthetic Carpets							
2729001. SYNTHETIC CARPET	SQ.FT.	LAH	32.50	32.50	21.50	0.00	51.16
		RAW	24.50	24.50	23.50	0.00	4.26
		KAR	45.50	45.50	45.50	0.00	0.00
		QTA	46.50	46.50	46.50	0.00	0.00
063. Hosiery Products							
2821001. UNDER WEAR MED. SIZE AVG. QLTY.	DOZ.	LAH	1125.00	1125.00	975.00	0.00	15.38
		FAS	780.00	780.00	780.00	0.00	0.00
		RAW	1875.00	1875.00	1587.50	0.00	18.11
		KAR	870.00	870.00	775.00	0.00	12.26
		SKR	890.00	890.00	780.00	0.00	14.10
		PSH	1440.00	1440.00	1050.00	0.00	37.14
		QTA	420.00	420.00	420.00	0.00	0.00
2821002. VEST (BANYAN)MED. SIZE AVG. QLTY.	DOZ.	LAH	1175.00	1175.00	1025.00	0.00	14.63
		FAS	900.00	900.00	900.00	0.00	0.00
		RAW	1875.00	1875.00	1587.50	0.00	18.11
		KAR	888.00	888.00	775.00	0.00	14.58
		SKR	1322.50	1322.50	1322.50	0.00	0.00
		PSH	1190.00	1190.00	1150.00	0.00	3.48
		QTA	720.00	720.00	720.00	0.00	0.00
2821003. SOCKS NYLON MIXED GENTS SUP. QLTY.	DOZ.	LAH	1125.00	1125.00	1075.00	0.00	4.65
		FAS	710.00	710.00	710.00	0.00	0.00
		RAW	812.50	812.50	812.50	0.00	0.00
		KAR	798.00	798.00	635.00	0.00	25.67
		SKR	860.00	860.00	860.00	0.00	0.00
		PSH	840.00	840.00	840.00	0.00	0.00
		QTA	620.00	620.00	620.00	0.00	0.00
2821004. SOCKS COTTON GENTS AVG. QLTY.	DOZ.	LAH	750.00	750.00	625.00	0.00	20.00
		FAS	510.00	510.00	510.00	0.00	0.00
		KAR	630.00	630.00	580.00	0.00	8.62
064. Readymade Garments							
2823101. PANTS GENTS (W&W) AVG. QLTY.	DOZ.	LAH	4250.00	4250.00	3575.00	0.00	18.88
		RAW	6950.00	6950.00	6350.00	0.00	9.45
		KAR	5100.00	5100.00	4920.00	0.00	3.66
2823102. SHORT	DOZ.	LAH	1250.00	1250.00	955.00	0.00	30.89
		KAR	1260.00	1260.00	1260.00	0.00	0.00
		HYD	2400.00	2000.00	2000.00	20.00	20.00
2823103. AWAMI SUIT(W&W) AVG. QLTY.	DOZ.	LAH	9000.00	9000.00	4525.00	0.00	98.90
		RAW	11250.00	11250.00	10250.00	0.00	9.76
		KAR	8100.00	8100.00	8100.00	0.00	0.00
		QTA	5400.00	5400.00	4800.00	0.00	12.50
2823201. SHIRT GENTS (W&W) AVG. QLTY.	DOZ.	LAH	3225.00	3225.00	3225.00	0.00	0.00
		RAW	4125.00	4125.00	3825.00	0.00	7.84
		KAR	4050.00	4050.00	4050.00	0.00	0.00

Contd.

7.10 Intercity Wholesale Prices of Selected Commodities

Group/Commodity/Item Specification	Unit	City	Prices (Rs.)			% Change in May, 2015 Over	
			May, 2015	Apr., 2015	May, 2014	Apr., 2015	May, 2014
2823301. GIRL'S FROCK (W&W)	DOZ.	LAH	8750.00	8750.00	6650.00	0.00	31.58
		RAW	9350.00	9350.00	8100.00	0.00	15.43
		KAR	6450.00	6450.00	5850.00	0.00	10.26
3c) Leather Products							
065. Leather Without Hair							
2912001. SOLE LEATHER 5 MM GR-1	KG.	SAH	700.00	650.00	650.00	7.69	7.69
		KSR	425.00	425.00	425.00	0.00	0.00
2912002. SOLE LEATHER 4.5 MM GR-1	KG.	SAH	725.00	700.00	675.00	3.57	7.41
		KSR	490.00	490.00	490.00	0.00	0.00
2912003. SOLE LEATHER 4 MM GR-1	KG.	SAH	750.00	715.00	700.00	4.90	7.14
		KSR	510.00	510.00	510.00	0.00	0.00
066. Other Leather N.E.C							
2913001. CHROME LEATHER COW ANALINE GR-I	DM.	SAH	21.52	21.52	35.00	0.00	-38.51
		KSR	21.00	21.00	25.00	0.00	-16.00
2913002. CHROME LEATHER COW ANALINE GR-II	DM.	SAH	20.45	20.45	34.00	0.00	-39.85
		KSR	19.00	19.00	22.00	0.00	-13.64
2913003. CHROME LEATHER BUFF CALF (SUP)	DM.	SAH	17.76	17.76	30.00	0.00	-40.80
		KSR	17.00	17.00	20.00	0.00	-15.00
2913004. CHROME LEATHER BUFF CALF (B)	DM.	SAH	16.14	16.14	20.00	0.00	-19.30
		KSR	15.00	15.00	17.00	0.00	-11.76
067. Footwears							
2933001. GENTS SHOES PAUL BATA	PAIR	LAH	818.23	818.23	818.23	0.00	0.00
2933002. GENTS SANDAL BATA	PAIR	LAH	572.51	572.51	572.51	0.00	0.00
2933003. GENTS SLATE CHAPPAL BATA	PAIR	LAH	110.08	110.08	110.08	0.00	0.00
2933004. LADIES SANDAL BATA (EMOZIAN)	PAIR	LAH	490.61	490.61	490.61	0.00	0.00
2933005. LADIES SPOUNG CHAPPAL BATA(TROPICAL)	PAIR	LAH	109.52	109.52	109.52	0.00	0.00
2933006. CHILD SHOE POWER LIFE BATA	PAIR	LAH	285.85	285.85	285.85	0.00	0.00
2933007. GENTS SHOES ART 1109 SERVIS	PAIR	LAH	477.00	477.00	477.00	0.00	0.00
2933008. CHEETAH 50 SIZE 3.5	PAIR	LAH	679.00	679.00	679.00	0.00	0.00
2933009. SERVIS SHOES WOMEN	PAIR	LAH	370.00	370.00	370.00	0.00	0.00
2933010. SERVIS SHOES CHILDREN	PAIR	LAH	257.00	257.00	257.00	0.00	0.00
4. Other Transportable Goods							
068. Timber							
3131001. TIMBER SHEESHAM	CMT.	LAH	59151.00	59151.00	52089.00	0.00	13.56
		RAW	64449.50	64449.50	56503.50	0.00	14.06
		KAR	51965.00	51965.00	45425.00	0.00	14.40
		PSH	42378.00	42378.00	42378.00	0.00	0.00
		QTA	55582.00	55582.00	43200.00	0.00	28.66
3131002. TIMBER KERUING PINE WOOD	CMT.	RAW	62683.50	62683.50	59152.00	0.00	5.97
		KAR	53412.50	53412.50	46900.00	0.00	13.89
3131003. TIMBER PERTAL	CMT.	LAH	38845.50	38845.50	30000.00	0.00	29.49
		RAW	48558.00	48558.00	45026.00	0.00	7.84
		KAR	38404.00	38404.00	34700.00	0.00	10.67
		PSH	52372.00	52372.00	52372.00	0.00	0.00
		QTA	31050.00	31050.00	31050.00	0.00	0.00
3131004. TIMBER CHIR	CMT.	LAH	32665.50	32665.50	22000.00	0.00	48.48
		RAW	43260.50	43260.50	39729.00	0.00	8.89
		KAR	30458.00	30458.00	26350.00	0.00	15.59

Contd.

7.10 Intercity Wholesale Prices of Selected Commodities

Group/Commodity/Item Specification	Unit	City	Prices (Rs.)			% Change in May, 2015 Over			
			May, 2015	Apr., 2015	May, 2014	Apr., 2015	May, 2014		
3131005. TIMBER DEODAR	CMT.	RAW	97998.00	97998.00	92701.00	0.00	5.71		
		KAR	97996.50	97996.50	90950.00	0.00	7.75		
		PSH	95358.00	95358.00	95358.00	0.00	0.00		
		QTA	88000.00	88000.00	76950.00	0.00	14.36		
3131006. TIMBER TEAK WOOD	CMT.	LAH	143021.50	143021.50	110000.00	0.00	30.02		
		KAR	115653.00	115653.00	108300.00	0.00	6.79		
069. Printing Paper									
3212901. OFFSET PAPER FLYING FINISH	KG.	KAR	78.00	75.00	93.00	4.00	-16.13		
3212902. ART PAPER "LEYKAM"/CHINA	KG.	KAR	115.00	115.00	115.00	0.00	0.00		
3212903. PRINTING PAPER ROYAL CENTURY	KG.	KAR	90.00	90.00	90.00	0.00	0.00		
3212904. PHOTOSTAT PAPER 210X297 A-4(80GM)	KG.	KAR	365.00	368.33	370.00	-0.90	-1.35		
070. Hard Board									
3213301. KRAFT LINES BOARD (BRAZIL-125)	KG.	KAR	95.00	95.00	110.00	0.00	-13.64		
071. Coke									
3310001. COKE	MT.	KAR	60000.00	60000.00	60000.00	0.00	0.00		
072. Motor Spirit									
3331001. MOTOR SPRIT 87 RON	LTR.	KAR	74.23	74.23	107.91	0.00	-31.21		
073. Diesel Oil									
3333001. DIESEL OIL LIGHT SPEED (BULK)	LTR.	KAR	57.87	57.87	94.06	0.00	-38.48		
3333002. DIESEL OIL HIGH SPEED(BULK)	LTR.	KAR	83.55	83.55	109.28	0.00	-23.55		
074. Kerosine Oil									
3334001. KEROSENE OIL	LTR.	KAR	67.01	67.01	107.86	0.00	-37.87		
075. Furnace Oil									
3337001. HIGH SULPHUR FURNACE OIL(HSFO)	MT.	KAR	41447.50	34411.50	60509.00	20.45	-31.50		
076. Mobil Oil									
3338001. HAVOLINE MOBIL OIL PETROL ENGN.	4 LTR.	FAS	1950.00	1950.00	1950.00	0.00	0.00		
		RAW	1937.50	1937.50	1987.50	0.00	-2.52		
		MUL	1780.00	1780.00	1742.20	0.00	2.17		
		GJT	1790.00	1790.00	1660.00	0.00	7.83		
		KAR	2157.00	2157.00	2157.00	0.00	0.00		
		PSH	1640.00	1640.00	1548.00	0.00	5.94		
		QTA	1670.00	1670.00	1670.00	0.00	0.00		
		3338002. HAVOLINE MOBIL OIL CNG ENGN.	4 LTR.	FAS	1600.00	1600.00	1600.00	0.00	0.00
				RAW	1912.50	1912.50	1962.50	0.00	-2.55
MUL	1830.00			1830.00	1792.40	0.00	2.10		
GJT	1835.00			1835.00	1720.00	0.00	6.69		
KAR	1833.00			1833.00	1833.00	0.00	0.00		
PSH	1670.00			1680.00	1648.00	-0.60	1.33		
QTA	1725.00	1725.00	1685.00	0.00	2.37				
077. Chemicals									
3414001. STEARIC ACID	LB.	LAH	155.00	155.00	100.00	0.00	55.00		
		KAR	102.50	102.50	93.00	0.00	10.22		
3414002. ACETIC ACID	LB.	LAH	100.00	100.00	80.00	0.00	25.00		
		KAR	53.00	59.00	48.50	-10.17	9.28		
		PSH	54.00	50.00	55.00	8.00	-1.82		
3414003. TARTARIC POWDER	50 KG.	LAH	18500.00	18500.00	17000.00	0.00	8.82		
		KAR	11000.00	11000.00	8987.50	0.00	22.39		
3414004. CITRIC ACID	50 KG.	LAH	6000.00	6000.00	6500.00	0.00	-7.69		
		KAR	6125.00	6125.00	5850.00	0.00	4.70		
		PSH	5700.00	5700.00	7000.00	0.00	-18.57		

Contd.

7.10 Intercity Wholesale Prices of Selected Commodities

Group/Commodity/Item Specification	Unit	City	Prices (Rs.)			% Change in May, 2015 Over	
			May, 2015	Apr., 2015	May, 2014	Apr., 2015	May, 2014
3414005. CHINA CLAY	M.T.	KAR	52000.00	52000.00	42000.00	0.00	23.81
3414006. BLEACHING POWDER	50 KG.	LAH	2600.00	2600.00	2500.00	0.00	4.00
		KSR	2675.00	2675.00	2900.00	0.00	-7.76
		KAR	2275.00	2275.00	1200.00	0.00	89.58
3414007. GLUCOSE POWDER	50 KG.	PSH	2700.00	2700.00	2200.00	0.00	22.73
		LAH	5000.00	5000.00	5000.00	0.00	0.00
		KAR	5375.00	5375.00	5200.00	0.00	3.37
3422001. ZINC OXIDE	50 KG.	PSH	5200.00	5200.00	5000.00	0.00	4.00
		LAH	20000.00	20000.00	19000.00	0.00	5.26
		PSH	15000.00	17500.00	16000.00	-14.29	-6.25
3423101. CAUSTIC SODA	50 KG.	LAH	3700.00	3700.00	3900.00	0.00	-5.13
		KSR	3725.00	3725.00	3900.00	0.00	-4.49
		KAR	3800.00	3800.00	3932.50	0.00	-3.37
3423102. SULPHURIC ACID	100 KG.	PSH	3700.00	4000.00	5000.00	-7.50	-26.00
		LAH	2500.00	2500.00	2500.00	0.00	0.00
		KAR	2300.00	2300.00	2175.00	0.00	5.75
3423103. MERCURY	KG.	PSH	2000.00	2000.00	2200.00	0.00	-9.09
		LAH	13000.00	13000.00	16000.00	0.00	-18.75
		KAR	14000.00	14000.00	16000.00	0.00	-12.50
3424001. SODA ASH LIGHT 80 KG. BAG	BAG	PSH	11000.00	11000.00	15000.00	0.00	-26.67
		LAH	3500.00	3500.00	3800.00	0.00	-7.89
		KSR	3550.00	3550.00	3725.00	0.00	-4.70
3424002. SODIUM BI- CARBONATE.	50 KG.	KAR	3360.00	3360.00	2000.00	0.00	68.00
		PSH	3360.00	3360.00	3520.00	0.00	-4.55
		LAH	2500.00	2500.00	2250.00	0.00	11.11
3424003. SALT EPSUM	100 KG.	KAR	2500.00	2500.00	2300.00	0.00	8.70
		PSH	2320.00	2400.00	2200.00	-3.33	5.45
		LAH	1500.00	1500.00	1600.00	0.00	-6.25
078. Dyeing Material	LB.	KAR	1600.00	1600.00	1252.50	0.00	27.74
		PSH	2600.00	2600.00	1800.00	0.00	44.44
		KAR	270.00	270.00	250.00	0.00	8.00
3431001. DYES RED B-BASE	LB.	KAR	225.00	225.00	225.00	0.00	0.00
3431002. DYES ORITEX JAPAN RED HR-2.	LB.	KAR	250.00	250.00	250.00	0.00	0.00
3431003. DYED REACTIVE VIOLET H-3R	LB.	KAR	250.00	250.00	250.00	0.00	0.00
079. Fertilizers							
3461101. SONA UREA	MT.	LAH	37000.00	37000.00	36500.00	0.00	1.37
		FAS	37600.00	38000.00	36400.00	-1.05	3.30
		MUL	36600.00	37000.00	36000.00	-1.08	1.67
		PSH	37600.00	37600.00	36500.00	0.00	3.01
3461102. KISAN UREA	MT.	LAH	37000.00	37000.00	36500.00	0.00	1.37
		FAS	37200.00	37200.00	36000.00	0.00	3.33
		MUL	36000.00	36000.00	35200.00	0.00	2.27
		GUJ	34400.00	35000.00	34000.00	-1.71	1.18
3461401. CALCIUM AMMONIUM NITRATE	MT.	PSH	36000.00	36800.00	36000.00	-2.17	0.00
		LAH	32500.00	32500.00	31000.00	0.00	4.84
		FAS	32000.00	33000.00	31000.00	-3.03	3.23
		MUL	30600.00	30600.00	29000.00	0.00	5.52
		GUJ	32000.00	32000.00	30000.00	0.00	6.67
		PSH	31000.00	31000.00	31000.00	0.00	0.00

Contd.

7.10 Intercity Wholesale Prices of Selected Commodities

Group/Commodity/Item Specification	Unit	City	Prices (Rs.)			% Change in May, 2015 Over	
			May, 2015	Apr., 2015	May, 2014	Apr., 2015	May, 2014
3462101. SINGLE SUPPER PHOSPHATE (GR) 18PC	MT.	LAH	20000.00	20000.00	20000.00	0.00	0.00
		FAS	20000.00	19000.00	18000.00	5.26	11.11
		MUL	18600.00	18600.00	19600.00	0.00	-5.10
		GUJ	19000.00	19000.00	18000.00	0.00	5.56
		PSH	20000.00	19600.00	20000.00	2.04	0.00
3462102. SINGLE SUPER PHOSPHATE (PD) 18PC	MT.	LAH	21000.00	21000.00	21000.00	0.00	0.00
		FAS	21950.00	21950.00	21950.00	0.00	0.00
		MUL	21900.00	21900.00	21900.00	0.00	0.00
		GUJ	22000.00	22000.00	22000.00	0.00	0.00
		PSH	25100.00	25100.00	25100.00	0.00	0.00
3462103. TRIPLE SUPER PHOSPHATE (GR)	MT.	LAH	61750.00	61750.00	61750.00	0.00	0.00
		FAS	61850.00	61850.00	61850.00	0.00	0.00
		MUL	62050.00	62050.00	62050.00	0.00	0.00
		GUJ	66000.00	66000.00	66000.00	0.00	0.00
		PSH	60000.00	60000.00	60000.00	0.00	0.00
3463201. SULPHATE OF POTASH	MT.	LAH	103000.00	103000.00	97000.00	0.00	6.19
		MUL	83600.00	83600.00	83600.00	0.00	0.00
		KSR	103000.00	103000.00	97000.00	0.00	6.19
3464101. NITRO PHOSPHATE	MT.	LAH	50500.00	50500.00	48800.00	0.00	3.48
		FAS	52000.00	52000.00	48000.00	0.00	8.33
		MUL	50600.00	50600.00	48000.00	0.00	5.42
		GUJ	54000.00	54000.00	48000.00	0.00	12.50
		PSH	52000.00	52000.00	49000.00	0.00	6.12
3464201. DIA-AMMONIUM PHOSPHATE	MT.	LAH	75000.00	75000.00	73000.00	0.00	2.74
		FAS	74000.00	74000.00	72000.00	0.00	2.78
		MUL	73600.00	73000.00	71000.00	0.82	3.66
		GUJ	75000.00	75000.00	69500.00	0.00	7.91
		PSH	73000.00	74000.00	72000.00	-1.35	1.39
3464401. NITROGEN PHOSPHATE AND POTACIUM(NPK)	MT.	LAH	62000.00	62000.00	63000.00	0.00	-1.59
		GUJ	62000.00	62000.00	57000.00	0.00	8.77
		SAR	60000.00	59500.00	58000.00	0.84	3.45
		HYD	61680.00	61680.00	61680.00	0.00	0.00
080. Pesticides							
3466101. THIODAN 35 EC(AGRICULTURE) 1 LTR	BOTTLE	LAH	580.00	580.00	580.00	0.00	0.00
		FAS	1050.00	1050.00	1050.00	0.00	0.00
		MUL	1200.00	1200.00	850.00	0.00	41.18
		SAR	875.00	875.00	875.00	0.00	0.00
		GJT	500.00	500.00	500.00	0.00	0.00
		HYD	750.00	750.00	750.00	0.00	0.00
		MPK	600.00	600.00	600.00	0.00	0.00
3466102. DURSABAN TC(TERMICIDE CONC.)	BOTTLE	LAH	1050.00	1050.00	1050.00	0.00	0.00
		FAS	1265.00	1265.00	1265.00	0.00	0.00
		MUL	1550.00	1550.00	1450.00	0.00	6.90
		SAR	1000.00	1000.00	1000.00	0.00	0.00
3466103. SARSABZ (VEGETABLES) 1 LTR.	BOTTLE	LAH	210.00	210.00	210.00	0.00	0.00
		FAS	360.00	360.00	360.00	0.00	0.00
		MUL	600.00	600.00	400.00	0.00	50.00
		SAR	250.00	250.00	250.00	0.00	0.00
		GJT	500.00	500.00	400.00	0.00	25.00

Contd.

7.10 Intercity Wholesale Prices of Selected Commodities

Group/Commodity/Item Specification	Unit	City	Prices (Rs.)			% Change in May, 2015 Over	
			May, 2015	Apr., 2015	May, 2014	Apr., 2015	May, 2014
3466104. MALATHION (ALL ANIMALS) 1 LTR.	BOTTLE	LAH	800.00	800.00	470.00	0.00	70.21
		FAS	1300.00	1300.00	980.00	0.00	32.65
		GUJ	1100.00	1100.00	800.00	0.00	37.50
		GJT	1200.00	1200.00	800.00	0.00	50.00
081. Insecticides							
3471001. L-D POLYTHYLENE	LB.	KAR	86.88	88.00	100.44	-1.27	-13.50
3473001. POLYSTRENE GP.	55 LB.	KAR	4700.00	4750.00	6318.00	-1.05	-25.61
082. Paints & Varnishes							
3511001. SYN CLEAR VARNISH (BUXLYS)	3 LTR.	LAH	1050.00	1050.00	1050.00	0.00	0.00
		KAR	1225.00	1225.00	1020.00	0.00	20.10
3511002. SYN CLEAR VARNISH (BERGER)	3 LTR.	LAH	1150.00	1150.00	1150.00	0.00	0.00
		KAR	1375.00	1375.00	1210.00	0.00	13.64
3511003. SYN ENAMEL VIP (BERGER)	3.6 LTR	LAH	1700.00	1700.00	1700.00	0.00	0.00
		RAW	1337.50	1337.50	1285.00	0.00	4.09
		KAR	1650.00	1650.00	1440.00	0.00	14.58
3511004. SYN ENAMEL 413 (BUXLYS)	3.6 LTR	LAH	1370.00	1370.00	1370.00	0.00	0.00
		RAW	1330.00	1330.00	1265.00	0.00	5.14
		KAR	1650.00	1650.00	1440.00	0.00	14.58
3511005. VIP PLASTIC EMULSION (BERGER)	4 LTR.	LAH	1750.00	1750.00	1750.00	0.00	0.00
		RAW	1555.00	1555.00	1515.00	0.00	2.64
		KAR	1500.00	1500.00	850.00	0.00	76.47
3511006. PLASTIC BOUND DISTEMPER(BUXLYS)	6 KG.	LAH	1210.00	1210.00	1210.00	0.00	0.00
		RAW	975.00	975.00	955.00	0.00	2.09
		KAR	975.00	975.00	760.00	0.00	28.29
3511007. ICI PLASTIC EMULSION	4 LTR	LAH	1800.00	1800.00	1800.00	0.00	0.00
		RAW	1690.00	1690.00	1675.00	0.00	0.90
		KAR	1750.00	1750.00	1620.00	0.00	8.02
083. Medicines							
3526001. PANADOL TAB. (200)	PACKET	LAH	153.00	153.00	153.00	0.00	0.00
		RAW	165.00	165.00	165.00	0.00	0.00
		MUL	153.00	153.00	153.00	0.00	0.00
		KAR	165.00	165.00	165.00	0.00	0.00
		MPK	153.00	153.00	153.00	0.00	0.00
		PSH	160.00	160.00	160.00	0.00	0.00
		QTA	180.00	180.00	180.00	0.00	0.00
3526002. DISPRIN TAB. (600)	PACKET	LAH	525.00	525.00	525.00	0.00	0.00
		RAW	372.50	372.50	372.50	0.00	0.00
		MUL	510.00	510.00	510.00	0.00	0.00
		KAR	459.00	459.00	459.00	0.00	0.00
		MPK	360.00	360.00	360.00	0.00	0.00
		PSH	516.00	516.00	516.00	0.00	0.00
		QTA	440.00	440.00	440.00	0.00	0.00
3526003. FLAGYL TAB. (200)	PACKET	LAH	170.00	170.00	170.00	0.00	0.00
		RAW	255.00	255.00	255.00	0.00	0.00
		MUL	270.00	270.00	255.00	0.00	5.88
		KAR	260.00	260.00	260.00	0.00	0.00
		MPK	260.00	260.00	260.00	0.00	0.00
		PSH	283.00	283.00	172.00	0.00	64.53
		QTA	180.00	180.00	180.00	0.00	0.00

Contd.

7.10 Intercity Wholesale Prices of Selected Commodities

Group/Commodity/Item Specification	Unit	City	Prices (Rs.)			% Change in May, 2015 Over	
			May, 2015	Apr., 2015	May, 2014	Apr., 2015	May, 2014
3526004. VENTOLIN TAB.(100)	PACKET	LAH	82.00	82.00	82.00	0.00	0.00
		RAW	85.00	85.00	73.00	0.00	16.44
		MUL	121.00	121.00	105.20	0.00	15.02
		KAR	86.53	86.53	86.53	0.00	0.00
		MPK	73.20	73.20	73.20	0.00	0.00
		PSH	72.00	72.00	72.00	0.00	0.00
		QTA	80.00	80.00	73.20	0.00	9.29
3526005. DAONIL TAB. (60)	PACKET	LAH	75.12	75.12	75.12	0.00	0.00
		RAW	86.50	86.50	86.50	0.00	0.00
		MUL	86.31	86.31	86.31	0.00	0.00
		KAR	88.00	88.00	88.00	0.00	0.00
		MPK	76.00	76.00	76.00	0.00	0.00
		PSH	90.00	90.00	87.32	0.00	3.07
		QTA	90.00	90.00	88.00	0.00	2.27
3526006. ENTOX TAB. (100)	PACKET	LAH	87.50	87.50	87.50	0.00	0.00
		RAW	73.00	73.00	73.00	0.00	0.00
		MUL	85.00	85.00	85.00	0.00	0.00
		KAR	100.00	100.00	100.00	0.00	0.00
		MPK	85.00	85.00	85.00	0.00	0.00
		PSH	100.00	100.00	86.00	0.00	16.28
		QTA	85.00	85.00	85.00	0.00	0.00
3526007. CALCIUM TAB. 1000 SANDOZ	06 BOTT	LAH	622.00	622.00	622.00	0.00	0.00
		RAW	620.00	620.00	620.00	0.00	0.00
		MUL	622.20	622.20	622.20	0.00	0.00
		KAR	660.00	660.00	732.00	0.00	-9.84
		MPK	520.00	520.00	520.00	0.00	0.00
		PSH	630.00	630.00	630.00	0.00	0.00
		QTA	636.00	636.00	425.00	0.00	49.65
3526008. RENITEC TAB. 5 MG. (20)	PACKET	LAH	87.56	87.56	87.56	0.00	0.00
		RAW	99.50	99.50	99.50	0.00	0.00
		MUL	99.45	99.45	99.45	0.00	0.00
		KAR	100.00	100.00	100.00	0.00	0.00
		MPK	88.00	88.00	88.00	0.00	0.00
		PSH	105.30	105.30	105.30	0.00	0.00
		QTA	102.00	102.00	87.00	0.00	17.24
3526009. CARMINA (150 TABLETS)	06 BOTT	LAH	150.00	150.00	150.00	0.00	0.00
		RAW	120.00	120.00	120.00	0.00	0.00
		MUL	153.00	153.00	153.00	0.00	0.00
		KAR	180.00	180.00	180.00	0.00	0.00
		PSH	170.00	170.00	120.00	0.00	41.67
3526010. SUALIN (250 TAB.) STRIP	EACH	LAH	68.75	68.75	68.75	0.00	0.00
		RAW	78.00	78.00	78.00	0.00	0.00
		KAR	132.00	132.00	132.00	0.00	0.00
		PSH	150.00	150.00	150.00	0.00	0.00
3526011. SANCOS SYRUP 60 MG.	06 BOTT	LAH	331.50	331.50	331.50	0.00	0.00
		RAW	142.50	142.50	137.00	0.00	4.01
		MUL	280.50	280.50	280.50	0.00	0.00
		KAR	160.00	160.00	156.00	0.00	2.56
		MPK	285.00	285.00	285.00	0.00	0.00
		PSH	300.00	300.00	300.00	0.00	0.00
QTA	287.00	287.00	275.00	0.00	4.36		

Contd.

7.10 Intercity Wholesale Prices of Selected Commodities

Group/Commodity/Item Specification	Unit	City	Prices (Rs.)			% Change in May, 2015 Over	
			May, 2015	Apr., 2015	May, 2014	Apr., 2015	May, 2014
3526012. PHENRGONE SYRUP 120 MG	06 BOTT	LAH	179.66	179.66	179.66	0.00	0.00
		RAW	168.00	168.00	142.00	0.00	18.31
		MUL	168.30	168.30	153.00	0.00	10.00
		KAR	198.00	198.00	198.00	0.00	0.00
		MPK	170.00	170.00	170.00	0.00	0.00
		PSH	174.00	174.00	170.28	0.00	2.18
3526013. CALPOL SYRUP	06 BOTT	LAH	135.00	135.00	135.00	0.00	0.00
		RAW	143.00	143.00	132.00	0.00	8.33
		MUL	127.50	127.50	127.50	0.00	0.00
		KAR	150.00	150.00	150.00	0.00	0.00
		MPK	214.20	214.20	214.20	0.00	0.00
		PSH	144.48	144.48	144.48	0.00	0.00
3526014. HYDERLIN SYRUP	06 BOTT	LAH	300.90	300.90	300.90	0.00	0.00
		RAW	327.50	327.50	158.00	0.00	107.28
		MUL	316.20	316.20	300.90	0.00	5.08
		KAR	312.00	312.00	312.00	0.00	0.00
		MPK	312.00	312.00	312.00	0.00	0.00
		PSH	342.00	342.00	305.00	0.00	12.13
3526015. SAFI HAMDARD 100 ML	06 BOTT	LAH	228.00	228.00	228.00	0.00	0.00
		RAW	216.00	216.00	216.00	0.00	0.00
		MUL	210.00	210.00	210.00	0.00	0.00
		KAR	276.00	276.00	276.00	0.00	0.00
		PSH	240.00	240.00	240.00	0.00	0.00
		QTA	193.00	193.00	193.00	0.00	0.00
3526016. HONEY TUBE (HAMDARD)	06 TUBE	LAH	540.00	540.00	204.00	0.00	164.71
		KAR	552.00	552.00	552.00	0.00	0.00
		MPK	516.00	516.00	516.00	0.00	0.00
		PSH	480.00	480.00	480.00	0.00	0.00
		QTA	582.00	582.00	185.00	0.00	214.59
3526017. BETNOVATE-N OINTMENT	06 TUBE	LAH	153.12	153.12	153.12	0.00	0.00
		RAW	148.00	148.00	148.00	0.00	0.00
		MUL	170.04	170.04	147.90	0.00	14.97
		KAR	168.00	168.00	168.00	0.00	0.00
		MPK	156.00	156.00	156.00	0.00	0.00
		PSH	150.00	150.00	150.00	0.00	0.00
3526018. BURNOL	06 TUBE	LAH	85.08	85.08	85.08	0.00	0.00
		RAW	82.00	82.00	82.00	0.00	0.00
		MUL	82.00	82.00	81.60	0.00	0.49
		KAR	96.00	96.00	96.00	0.00	0.00
		MPK	81.60	81.60	81.60	0.00	0.00
		PSH	87.00	87.00	87.00	0.00	0.00
3526019. O.R.S.FLAVOURED (SEARLE)	DOZEN	LAH	180.00	180.00	108.00	0.00	66.67
		RAW	183.50	183.50	163.50	0.00	12.23
		MUL	173.40	173.40	173.40	0.00	0.00
		KAR	174.00	174.00	174.00	0.00	0.00
		PSH	154.80	154.80	154.80	0.00	0.00
		QTA	156.00	156.00	350.00	0.00	-55.43

Contd.

7.10 Intercity Wholesale Prices of Selected Commodities

Group/Commodity/Item Specification	Unit	City	Prices (Rs.)			% Change in May, 2015 Over	
			May, 2015	Apr., 2015	May, 2014	Apr., 2015	May, 2014
3526020. JOSHANDA HAMDARD	DOZEN	LAH	276.00	276.00	59.00	0.00	367.80
		MUL	216.00	216.00	216.00	0.00	0.00
		KAR	264.00	264.00	264.00	0.00	0.00
		MPK	123.84	123.84	123.84	0.00	0.00
		PSH	82.00	82.00	58.00	0.00	41.38
		QTA	221.00	221.00	221.00	0.00	0.00
3526021. COTTON BANDAGE 2" SIZE	06 NO.S	LAH	39.00	39.00	39.00	0.00	0.00
		RAW	48.00	48.00	48.00	0.00	0.00
		MUL	24.00	24.00	24.00	0.00	0.00
		KAR	30.00	30.00	30.00	0.00	0.00
		MPK	54.00	54.00	54.00	0.00	0.00
		PSH	22.00	22.00	22.00	0.00	0.00
084. Soaps & Detergents							
3532101. LIFE BOUY SOAP (125 GM.)	DOZ.	LAH	442.00	401.00	401.00	10.22	10.22
		RAW	382.50	377.50	377.50	1.32	1.32
		KSR	442.00	401.00	401.00	10.22	10.22
		KAR	396.00	396.00	396.00	0.00	0.00
		PSH	425.00	420.00	420.00	1.19	1.19
		QTA	370.00	370.00	370.00	0.00	0.00
3532102. LUX-STD. (70 GM.)	DOZ.	LAH	332.00	383.00	383.00	-13.32	-13.32
		RAW	354.00	361.00	361.00	-1.94	-1.94
		KAR	336.00	384.00	384.00	-12.50	-12.50
		PSH	380.00	380.00	380.00	0.00	0.00
		QTA	360.00	360.00	330.00	0.00	9.09
3532201. SUPER ACTIVE SURF (130 GM.)	DOZ.	LAH	230.00	230.00	230.00	0.00	0.00
		MUL	229.16	229.16	229.16	0.00	0.00
		KAR	232.00	232.00	232.00	0.00	0.00
		SKR	248.88	248.88	248.88	0.00	0.00
3532202. ARIEL (100 GM)	DOZ.	LAH	230.00	230.00	230.00	0.00	0.00
		GUJ	228.00	228.00	228.00	0.00	0.00
		KAR	228.00	163.00	156.00	39.88	46.15
		MPK	180.00	180.00	180.00	0.00	0.00
3532203. VIM DETERGENT POLY BAG (1000 G.)	DOZ.	LAH	750.00	750.00	690.00	0.00	8.70
		RAW	715.00	715.00	645.00	0.00	10.85
		KAR	864.00	640.00	540.00	35.00	60.00
		SKR	720.00	720.00	840.00	0.00	-14.29
		PSH	680.00	680.00	680.00	0.00	0.00
		MNG	516.00	516.00	516.00	0.00	0.00
3532204. MAXIMUM POWER BRITE POLYBAG(400GM)	DOZ.	LAH	1404.00	1404.00	1404.00	0.00	0.00
		RAW	862.50	862.50	862.50	0.00	0.00
		KAR	1224.00	1060.00	1020.00	15.47	20.00
		MPK	1416.00	1416.00	1416.00	0.00	0.00
		PSH	1325.00	1325.00	1325.00	0.00	0.00
3532205. EXPRESS DETERGENT(1000GM)	DOZ.	KAR	2100.00	1440.00	1128.00	45.83	86.17
3532206. WASHING SOAP BETA/SUFI/GUY	DOZ.	LAH	5720.00	5720.00	5720.00	0.00	0.00
		RAW	3775.00	3825.00	3825.00	-1.31	-1.31
		KSR	5440.00	5580.00	5580.00	-2.51	-2.51
		SKR	3440.00	3440.00	5700.00	0.00	-39.65
		PSH	5840.00	5840.00	6100.00	0.00	-4.26

Contd.

7.10 Intercity Wholesale Prices of Selected Commodities

Group/Commodity/Item Specification	Unit	City	Prices (Rs.)			% Change in May, 2015 Over	
			May, 2015	Apr., 2015	May, 2014	Apr., 2015	May, 2014
3532207. WASHING SOAP NYLON 101 CAKE	DOZ.	LAH	269.00	269.00	269.00	0.00	0.00
		RAW	237.50	237.50	237.50	0.00	0.00
		SAR	286.00	320.00	432.00	-10.63	-33.80
		BNU	190.00	190.00	180.00	0.00	5.56
		QTA	300.00	300.00	300.00	0.00	0.00
3532301. TOOTHPASTE MACLEAN'S (LARGE SIZE)	DOZ.	RAW	575.00	575.00	575.00	0.00	0.00
		KAR	1080.00	1080.00	1080.00	0.00	0.00
3532302. TOOTHPASTE FARHAN'S (STD. SIZE)	DOZ.	KAR	492.00	492.00	492.00	0.00	0.00
3532303. TALC SAMSOL/SWISS MISS (STD.SIZE)	DOZ.	RAW	565.00	565.00	565.00	0.00	0.00
		KAR	1092.00	1092.00	1092.00	0.00	0.00
3532304. PONDS COLD CREAM (MED SIZE.)	DOZ.	LAH	1200.00	1200.00	1200.00	0.00	0.00
		RAW	1127.50	1127.50	1127.50	0.00	0.00
		KAR	1194.00	1194.00	1109.00	0.00	7.66
3532305. PONDS VANISHING CREAM (MED SIZE)	DOZ.	LAH	2450.00	2450.00	2450.00	0.00	0.00
		RAW	1127.50	1127.50	1127.50	0.00	0.00
		KAR	1009.00	1009.00	1009.00	0.00	0.00
3532306. ADMIRAL SHAVING CREAM (MED.SIZE)	DOZ.	LAH	660.00	660.00	564.00	0.00	17.02
		RAW	625.00	625.00	625.00	0.00	0.00
		KAR	648.00	648.00	600.00	0.00	8.00
3532307. HAIR BRYL CREAM (MED. SIZE).	DOZ.	RAW	1125.00	1125.00	1125.00	0.00	0.00
		KAR	984.00	984.00	940.00	0.00	4.68
3532308. JOHNSON'S BABY POWDER/MOTHER CARE	DOZ.	KAR	798.00	798.00	730.00	0.00	9.32
3532309. SUN SILK SHAMPOO LOCAL 10 ML.	DOZ.	RAW	51.00	51.00	51.00	0.00	0.00
		KAR	55.00	55.00	55.00	0.00	0.00
085. Auto Tyres							
3611101. AUTO TYRE GEN/SUZ/ALTO/MEHRAN	EACH	LAH	2700.00	2700.00	2700.00	0.00	0.00
		RAW	2875.00	2875.00	2975.00	0.00	-3.36
		KAR	2850.00	2850.00	2850.00	0.00	0.00
3611201. MOTOR CYCLE TYRE YAMAHA-100	EACH	LAH	1280.00	1280.00	1280.00	0.00	0.00
		RAW	962.50	962.50	962.50	0.00	0.00
		KAR	1200.00	1200.00	1200.00	0.00	0.00
3611202. MOTOR CYCLE TYRE HONDA CD-70	EACH	LAH	860.00	860.00	860.00	0.00	0.00
		RAW	962.50	962.50	962.50	0.00	0.00
		KAR	1150.00	1150.00	1200.00	0.00	-4.17
3611203. MOTOR CYCLE TYRE SUZUKI 80 CC.	EACH	LAH	960.00	960.00	960.00	0.00	0.00
		RAW	937.50	937.50	937.50	0.00	0.00
		KAR	1200.00	1200.00	1200.00	0.00	0.00
3611204. CYCLE TYRE SERVIS (28x1/2")	EACH	LAH	250.00	250.00	250.00	0.00	0.00
		KAR	225.00	225.00	200.00	0.00	12.50
3611205. CYCLE TYRE DIAMOND (28x1/2")	EACH	LAH	300.00	300.00	300.00	0.00	0.00
		RAW	287.50	287.50	265.00	0.00	8.49
		KAR	215.00	215.00	200.00	0.00	7.50
3611401. AUTO TUBE GEN/SUZ/ALTO/MEHRAN	EACH	LAH	270.00	270.00	270.00	0.00	0.00
		RAW	295.00	295.00	295.00	0.00	0.00
		KAR	322.50	322.50	322.50	0.00	0.00
3611402. MOTOR CYCLE TUBE YAMAHA-100	EACH	LAH	185.00	185.00	185.00	0.00	0.00
		RAW	192.50	192.50	192.50	0.00	0.00
		KAR	210.00	210.00	257.50	0.00	-18.45
3611403. MOTOR CYCLE TUBE HONDA CD-70	EACH	LAH	175.00	175.00	175.00	0.00	0.00
		RAW	192.50	192.50	192.50	0.00	0.00
		KAR	190.00	190.00	257.50	0.00	-26.21

Contd.

7.10 Intercity Wholesale Prices of Selected Commodities

Group/Commodity/Item Specification	Unit	City	Prices (Rs.)			% Change in May, 2015 Over	
			May, 2015	Apr., 2015	May, 2014	Apr., 2015	May, 2014
3611404. MOTOR CYCLE TUBE SUZUKI 80 CC.	EACH	LAH	195.00	195.00	195.00	0.00	0.00
		KAR	257.50	257.50	252.50	0.00	1.98
3611405. CYCLE TUBES SERVIS (28x1/2)	EACH	LAH	105.00	105.00	105.00	0.00	0.00
		KAR	132.50	132.50	130.00	0.00	1.92
3611406. CYCLE TUBES DIAMOND (28x1/2)	EACH	LAH	115.00	115.00	115.00	0.00	0.00
		RAW	92.50	92.50	92.50	0.00	0.00
		KAR	127.50	127.50	125.00	0.00	2.00
086. Plastic Products							
3694001. WATER COOLER 9 LTR.	EACH	LAH	400.00	400.00	360.00	0.00	11.11
		KAR	465.00	465.00	380.00	0.00	22.37
		PSH	450.00	450.00	450.00	0.00	0.00
		QTA	410.00	410.00	410.00	0.00	0.00
3694002. BUCKET MED. SIZE	EACH	LAH	300.00	300.00	245.00	0.00	22.45
		GUJ	225.00	225.00	225.00	0.00	0.00
		GJT	220.00	220.00	220.00	0.00	0.00
		KAR	312.50	270.00	270.00	15.74	15.74
		PSH	355.00	355.00	355.00	0.00	0.00
		QTA	235.00	235.00	235.00	0.00	0.00
3694003. DINNER SET PLASTIC 42/48/52 PIECES	EACH	LAH	1975.00	1975.00	1975.00	0.00	0.00
		RAW	4600.00	4600.00	4600.00	0.00	0.00
		MUL	2450.00	2450.00	2450.00	0.00	0.00
		KAR	2100.00	2100.00	1925.00	0.00	9.09
		PSH	2100.00	2100.00	1700.00	0.00	23.53
		MNG	3000.00	3000.00	3000.00	0.00	0.00
3694004. HOT POT PLASTIC 3 PIECES	EACH	LAH	1225.00	1225.00	1225.00	0.00	0.00
		SKT	1000.00	1000.00	660.00	0.00	51.52
		KAR	975.00	975.00	772.50	0.00	26.21
		PSH	1350.00	1350.00	975.00	0.00	38.46
		QTA	1050.00	1050.00	830.00	0.00	26.51
3694005. THERMOS STARVAC 1 LTR.	EACH	LAH	450.00	450.00	315.00	0.00	42.86
		GUJ	500.00	500.00	400.00	0.00	25.00
		KAR	437.50	437.50	420.00	0.00	4.17
		QTA	300.00	300.00	300.00	0.00	0.00
087. Glass sheets							
3711401. PL. GLASS SHEET 3 MM ABOVE 1 SQ.M	SQ.MTR.	LAH	335.00	335.00	335.00	0.00	0.00
		RAW	325.00	325.00	325.00	0.00	0.00
		KAR	465.00	455.00	435.00	2.20	6.90
		PSH	425.00	425.00	425.00	0.00	0.00
3711402. FIG.GLASS SHEET ABOVE 1 SQ.M	SQ.MTR.	LAH	247.50	247.50	247.50	0.00	0.00
		RAW	285.00	285.00	285.00	0.00	0.00
		KAR	745.00	732.50	465.00	1.71	60.22
		PSH	968.00	968.00	968.00	0.00	0.00
088. Other Glass Articles							
3719101. JAR 4 LTR. LOCAL/FANCY/SILKY	DOZ.	RAW	887.50	887.50	887.50	0.00	0.00
		KAR	750.00	750.00	710.00	0.00	5.63
3719301. TUMBLER 200 ML. FANCY (OMROC)	DOZ.	RAW	310.00	310.00	310.00	0.00	0.00
		KAR	637.50	637.50	575.00	0.00	10.87
3719302. JUG DIAMOND 1.2 LTR. FANCY (OMROC)	DOZ.	LAH	1775.00	1775.00	1450.00	0.00	22.41
		RAW	1337.50	1337.50	1337.50	0.00	0.00
		KAR	2450.00	2450.00	1730.00	0.00	41.62

Contd.

7.10 Intercity Wholesale Prices of Selected Commodities

Group/Commodity/Item Specification	Unit	City	Prices (Rs.)			% Change in May, 2015 Over	
			May, 2015	Apr., 2015	May, 2014	Apr., 2015	May, 2014
3719303. TEA CUP SAUCER WHITE	DOZ.	LAH	725.00	725.00	450.00	0.00	61.11
		RAW	887.50	887.50	887.50	0.00	0.00
		KAR	690.00	690.00	535.00	0.00	28.97
089. Ceramics & Sanitary Fixture							
3721001. EUROPEAN W/C (02/03) STD WHITE	EACH	LAH	1400.00	1400.00	1400.00	0.00	0.00
		RAW	1175.00	1175.00	1175.00	0.00	0.00
		GJT	1400.00	1400.00	2450.00	0.00	-42.86
		KAR	1600.00	1600.00	800.00	0.00	100.00
		PSH	4100.00	4100.00	4100.00	0.00	0.00
3721002. EUROPEAN W.C. (02/03)STD COLOUR	EACH	LAH	1500.00	1500.00	1500.00	0.00	0.00
		RAW	1275.00	1275.00	1275.00	0.00	0.00
		GJT	1600.00	1600.00	2650.00	0.00	-39.62
		KAR	1700.00	1650.00	820.00	3.03	107.32
3721003. ASIAN W.C. WHITE 18/22"	EACH	LAH	1700.00	1700.00	1250.00	0.00	36.00
		RAW	1275.00	1275.00	1275.00	0.00	0.00
		GJT	1250.00	1250.00	1250.00	0.00	0.00
		KAR	975.00	975.00	360.00	0.00	170.83
3721004. ASIAN W.C. WHITE 15/22"	EACH	PSH	1050.00	1050.00	1050.00	0.00	0.00
		LAH	1150.00	1150.00	925.00	0.00	24.32
		RAW	1187.50	1187.50	1187.50	0.00	0.00
		GJT	1050.00	1050.00	1050.00	0.00	0.00
3721005. ASIAN W.C. COLOURED 18/22"	EACH	KAR	925.00	925.00	400.00	0.00	131.25
		PSH	900.00	900.00	900.00	0.00	0.00
		LAH	1700.00	1700.00	1100.00	0.00	54.55
		RAW	1475.00	1475.00	1475.00	0.00	0.00
		GUJ	1800.00	1800.00	1850.00	0.00	-2.70
3721006. ASIAN W.C. COLOURED 15/22"	EACH	GJT	1450.00	1450.00	1450.00	0.00	0.00
		KAR	1075.00	1075.00	420.00	0.00	155.95
		PSH	980.00	980.00	980.00	0.00	0.00
		LAH	1250.00	1250.00	950.00	0.00	31.58
		RAW	1275.00	1275.00	1275.00	0.00	0.00
3721007. WASH BASIN 50 CM WHITE STD.	EACH	GUJ	1700.00	1700.00	1700.00	0.00	0.00
		GJT	1250.00	1250.00	1250.00	0.00	0.00
		KAR	1025.00	1025.00	550.00	0.00	86.36
		PSH	870.00	870.00	870.00	0.00	0.00
		LAH	1300.00	1300.00	1050.00	0.00	23.81
3721008. WASH BASIN 50 CM LIGHT COLOUR	EACH	RAW	1275.00	1275.00	1275.00	0.00	0.00
		GJT	1350.00	1350.00	1350.00	0.00	0.00
		KAR	1200.00	1200.00	770.00	0.00	55.84
		PSH	1750.00	1750.00	1480.00	0.00	18.24
		LAH	1300.00	1300.00	1050.00	0.00	23.81
3721009. SINK STAINLESS STEEL(KIT.)MED.SIZE	EACH	RAW	1375.00	1375.00	1375.00	0.00	0.00
		GJT	1150.00	1150.00	1150.00	0.00	0.00
		KAR	1350.00	1350.00	880.00	0.00	53.41
		PSH	1550.00	1550.00	1550.00	0.00	0.00
		LAH	1600.00	1600.00	1100.00	0.00	45.45
		RAW	2475.00	2475.00	2475.00	0.00	0.00
		GUJ	1400.00	1400.00	1400.00	0.00	0.00
		KAR	1450.00	1450.00	1265.00	0.00	14.62
		PSH	1700.00	1700.00	1400.00	0.00	21.43

Contd.

7.10 Intercity Wholesale Prices of Selected Commodities

Group/Commodity/Item Specification	Unit	City	Prices (Rs.)			% Change in May, 2015 Over	
			May, 2015	Apr., 2015	May, 2014	Apr., 2015	May, 2014
090. Bricks, Blocks & Tiles							
3732001. BRICKS	1000	LAH	8000.00	8000.00	7250.00	0.00	10.34
		RAW	7450.00	7450.00	6875.00	0.00	8.36
		GJT	8000.00	8000.00	7000.00	0.00	14.29
		KSR	7800.00	7800.00	7050.00	0.00	10.64
		HYD	4800.00	4800.00	4800.00	0.00	0.00
		SKR	5000.00	5000.00	5000.00	0.00	0.00
		PSH	7100.00	7100.00	7500.00	0.00	-5.33
		BNU	6200.00	6200.00	5800.00	0.00	6.90
		QTA	6250.00	6250.00	6250.00	0.00	0.00
3732002. CEMENT BLOCKS	1000	KAR	20500.00	20500.00	19600.00	0.00	4.59
3732003. TILES PLAIN WHITE 8 X 10"	SQ.MTR	LAH	525.00	525.00	525.00	0.00	0.00
		RAW	490.00	490.00	490.00	0.00	0.00
		MUL	800.00	800.00	650.00	0.00	23.08
		KAR	580.00	580.00	492.50	0.00	17.77
3732004. TILES PLAIN COLOURED 8 X 10"	SQ.MTR	LAH	555.00	555.00	555.00	0.00	0.00
		RAW	590.00	590.00	590.00	0.00	0.00
		MUL	850.00	825.00	700.00	3.03	21.43
		KAR	640.00	640.00	552.50	0.00	15.84
091. Cement							
3744001. CEMENT JAVEDAN (EX-FACTORY)	MT.	KAR	8460.00	8460.00	8460.00	0.00	0.00
3744002. CEMENT WHITE	MT.	LAH	18350.00	18350.00	18350.00	0.00	0.00
		RAW	19100.00	19100.00	18100.00	0.00	5.52
		KAR	18500.00	18500.00	18500.00	0.00	0.00
		SKR	20000.00	20000.00	20000.00	0.00	0.00
3744003. SULP. RESISTING CEMENT(JAVEDAN)	MT.	KAR	9158.00	9158.00	9158.00	0.00	0.00
3744004. D.G. CEMENT (EX-FACTORY)	MT	LAH	8948.00	8948.00	9128.00	0.00	-1.97
3744005. LUCKY CEMENT (EX-FACTORY)	MT	KAR	10110.00	10110.00	10010.00	0.00	1.00
3744006. FAUJI CEMENT(EX-FACTORY)	MT	RAW	8780.00	8690.00	8815.00	1.04	-0.40
092. Bed Foam							
3815001. BED FOAM	EACH	LAH	4000.00	4000.00	3300.00	0.00	21.21
		RAW	4325.00	4325.00	4225.00	0.00	2.37
		GUJ	3000.00	3000.00	3000.00	0.00	0.00
		KAR	2750.00	2750.00	2600.00	0.00	5.77
		QTA	3200.00	3200.00	3200.00	0.00	0.00
3815002. BED FOAM COMMANDER 6.5" X 6" X5"	EACH	LAH	5800.00	5800.00	5200.00	0.00	11.54
		FAS	6900.00	6900.00	6900.00	0.00	0.00
		RAW	6325.00	6325.00	6225.00	0.00	1.61
		GJT	7600.00	7600.00	7600.00	0.00	0.00
		KAR	6400.00	6400.00	6000.00	0.00	6.67
		HYD	5950.00	5950.00	5950.00	0.00	0.00
093. Matches							
3899801. MATCHES (70-75 STICKS) 10 BOXES	PACKET	LAH	9.60	9.60	9.60	0.00	0.00
		RAW	9.40	9.40	9.40	0.00	0.00
		KAR	15.00	15.00	15.00	0.00	0.00
		SKR	15.00	15.00	15.00	0.00	0.00
		PSH	18.00	10.00	10.00	80.00	80.00
5. Metal Product, Machinery & Equipment							
094. Pig Iron							
4111101. PIG IRON	MT.	KAR	40000.00	40000.00	40000.00	0.00	0.00

Contd.

7.10 Intercity Wholesale Prices of Selected Commodities

Group/Commodity/Item Specification	Unit	City	Prices (Rs.)			% Change in May, 2015 Over	
			May, 2015	Apr., 2015	May, 2014	Apr., 2015	May, 2014
095. Steel Bar & Sheets							
4126101. M.S. ROUND BAR 1/4"	MT.	LAH	72000.00	73000.00	72500.00	-1.37	-0.69
		RAW	76000.00	76500.00	78500.00	-0.65	-3.18
		KAR	78000.00	78000.00	71000.00	0.00	9.86
		HYD	71000.00	71000.00	70800.00	0.00	0.28
		PSH	70000.00	72000.00	77500.00	-2.78	-9.68
4126102. M.S. ROUND BAR 3/8"	MT.	QTA	75000.00	73000.00	72000.00	2.74	4.17
		LAH	72250.00	73250.00	72500.00	-1.37	-0.34
		RAW	76000.00	76500.00	78500.00	-0.65	-3.18
		KAR	76000.00	76000.00	69000.00	0.00	10.14
		HYD	71000.00	71000.00	70800.00	0.00	0.28
4126103. M.S. ROUND BAR 1/2"	MT.	PSH	72500.00	72500.00	77500.00	0.00	-6.45
		QTA	79000.00	77000.00	76000.00	2.60	3.95
		LAH	70500.00	72250.00	71000.00	-2.42	-0.70
		RAW	76750.00	77250.00	77250.00	-0.65	-0.65
		KAR	75000.00	75000.00	69000.00	0.00	8.70
4126104. M.S. ROUND BAR 1"	MT.	HYD	71000.00	71000.00	70800.00	0.00	0.28
		PSH	69500.00	69800.00	78000.00	-0.43	-10.90
		QTA	78000.00	76000.00	75000.00	2.63	4.00
		LAH	73500.00	74500.00	71000.00	-1.34	3.52
		RAW	76750.00	77250.00	77250.00	-0.65	-0.65
4126105. M.S. RIBBED BAR 1/2" TO 1"	MT.	KAR	77000.00	77000.00	72500.00	0.00	6.21
		PSH	75000.00	77000.00	80000.00	-2.60	-6.25
		LAH	72250.00	74750.00	72000.00	-3.34	0.35
		RAW	75750.00	76250.00	78250.00	-0.66	-3.19
		KAR	78000.00	78000.00	73500.00	0.00	6.12
4126106. M.S. RIBBED BAR 3/8"	MT.	LAH	73250.00	74750.00	75000.00	-2.01	-2.33
		RAW	74750.00	75250.00	77250.00	-0.66	-3.24
		KAR	79000.00	79000.00	74200.00	0.00	6.47
		PSH	102000.00	102000.00	110000.00	0.00	-7.27
		LAH	120000.00	120000.00	115000.00	0.00	4.35
4126107. G.P. SHEET CUTTING JAPAN 24-30 BG	MT.	RAW	85500.00	85500.00	92250.00	0.00	-7.32
		KAR	90000.00	90000.00	89000.00	0.00	1.12
		PSH	102000.00	102000.00	110000.00	0.00	-7.27
		LAH	130000.00	130000.00	125000.00	0.00	4.00
		RAW	85500.00	85500.00	92250.00	0.00	-7.32
4126108. G.S. SHEET 24 G. GALV.	MT.	KAR	92000.00	92000.00	90000.00	0.00	2.22
		PSH	102000.00	105000.00	112000.00	-2.86	-8.93
		LAH	410.00	410.00	310.00	0.00	32.26
		RAW	387.50	387.50	337.50	0.00	14.81
		KAR	372.00	372.00	332.50	0.00	11.88
096. Pipe Fittings							
4129201. TEE 1/2"	DOZ.	QTA	180.00	180.00	180.00	0.00	0.00
		LAH	475.00	475.00	405.00	0.00	17.28
		RAW	512.50	512.50	462.50	0.00	10.81
		KAR	516.00	516.00	465.00	0.00	10.97
4129202. TEE 3/4"	DOZ.	QTA	360.00	360.00	320.00	0.00	12.50
		LAH	275.00	275.00	210.00	0.00	30.95
		RAW	337.50	337.50	287.50	0.00	17.39
4129203. SOCKET 1/2"	DOZ.	KAR	234.00	234.00	212.50	0.00	10.12
		QTA	120.00	120.00	120.00	0.00	0.00
		LAH	120.00	120.00	120.00	0.00	0.00

Contd.

7.10 Intercity Wholesale Prices of Selected Commodities

Group/Commodity/Item Specification	Unit	City	Prices (Rs.)			% Change in May, 2015 Over	
			May, 2015	Apr., 2015	May, 2014	Apr., 2015	May, 2014
4129204. SOCKET 3/4"	DOZ.	LAH	365.00	365.00	305.00	0.00	19.67
		RAW	412.50	412.50	362.50	0.00	13.79
		KAR	348.00	348.00	275.00	0.00	26.55
		QTA	165.00	165.00	165.00	0.00	0.00
4129205. UNION 1/2"	DOZ.	LAH	660.00	660.00	605.00	0.00	9.09
		RAW	712.50	712.50	662.50	0.00	7.55
		KAR	804.00	804.00	752.50	0.00	6.84
		QTA	360.00	360.00	360.00	0.00	0.00
4129206. UNION 3/4"	DOZ.	LAH	755.00	755.00	705.00	0.00	7.09
		RAW	787.50	787.50	737.50	0.00	6.78
		KAR	1020.00	1020.00	950.00	0.00	7.37
		QTA	360.00	360.00	360.00	0.00	0.00
4129207. BAND 1/2"	DOZ.	LAH	455.00	455.00	410.00	0.00	10.98
		RAW	687.50	687.50	637.50	0.00	7.84
		KAR	636.00	636.00	545.00	0.00	16.70
		QTA	300.00	300.00	300.00	0.00	0.00
4129208. BAND 3/4"	DOZ.	LAH	560.00	560.00	510.00	0.00	9.80
		RAW	712.50	712.50	662.50	0.00	7.55
		KAR	972.00	972.00	640.00	0.00	51.88
		QTA	480.00	480.00	480.00	0.00	0.00
4129209. ELBOW GALV CHINA 1/2"	DOZ.	LAH	310.00	310.00	235.00	0.00	31.91
		RAW	412.50	412.50	362.50	0.00	13.79
		KAR	258.00	258.00	237.50	0.00	8.63
		QTA	165.00	165.00	165.00	0.00	0.00
4129210. ELBOW GALV CHINA 3/4"	DOZ.	LAH	365.00	365.00	305.00	0.00	19.67
		RAW	462.50	462.50	412.50	0.00	12.12
		KAR	372.00	372.00	347.50	0.00	7.05
		QTA	192.00	192.00	192.00	0.00	0.00
097. Steel Products							
4291201. STAINLESS STEEL DEGCHI MED. SIZE	EACH	LAH	600.00	600.00	500.00	0.00	20.00
		GJT	455.00	455.00	455.00	0.00	0.00
		KAR	625.00	625.00	442.50	0.00	41.24
4291202. STAINLESS STEEL TABLE SPOON SUP.	EACH	LAH	350.00	350.00	300.00	0.00	16.67
		GJT	175.00	175.00	175.00	0.00	0.00
		KAR	260.00	260.00	260.00	0.00	0.00
4291203. STAINLESS STEEL PLATE LIGHT	DOZ.	LAH	700.00	700.00	700.00	0.00	0.00
		GJT	500.00	500.00	500.00	0.00	0.00
		KAR	780.00	780.00	780.00	0.00	0.00
4291204. PRESSURE COOKER 4 LTR.	EACH	LAH	1380.00	1380.00	1300.00	0.00	6.15
		GUJ	1000.00	1000.00	1000.00	0.00	0.00
		SKT	1200.00	1200.00	850.00	0.00	41.18
		KAR	1625.00	1625.00	1012.50	0.00	60.49
4291401. NEW TREET BLADE ORDINARY	1000	RAW	2375.00	2375.00	2375.00	0.00	0.00
		KAR	2900.00	2900.00	2900.00	0.00	0.00
4291402. TREET SAFETY RAZOR	DOZ.	LAH	1550.00	1550.00	1550.00	0.00	0.00
		KAR	1185.00	1185.00	1185.00	0.00	0.00
4291403. GILLET SAFETY RAZOR	DOZ.	LAH	342.00	342.00	342.00	0.00	0.00
		RAW	427.50	427.50	391.00	0.00	9.34
		KAR	280.00	280.00	280.00	0.00	0.00
098. Engines & Motors							
4321901. HOLLOW S.MOTOR 326 UP-4.40 HP 46	EACH	LAH	144500.00	144500.00	144500.00	0.00	0.00

Contd.

7.10 Intercity Wholesale Prices of Selected Commodities

Group/Commodity/Item Specification	Unit	City	Prices (Rs.)			% Change in May, 2015 Over	
			May, 2015	Apr., 2015	May, 2014	Apr., 2015	May, 2014
099. Vacuum Pumps							
4323001. MULTISTAGE C.PUMPS(PCM 80-3 15 H)	EACH	LAH	77500.00	77500.00	77500.00	0.00	0.00
4323002. MULTISTAGE C.PUMPS PCM 80-5 25 H)	EACH	LAH	109000.00	109000.00	109000.00	0.00	0.00
100. Air Conditioners							
4391201. PEL AIR CONDITONER 1.5 TON	EACH	LAH	38000.00	38000.00	27500.00	0.00	38.18
		RAW	36250.00	36250.00	36250.00	0.00	0.00
		KAR	42000.00	42000.00	42000.00	0.00	0.00
4391202. WAVES AIR CONDITIONER 1.5 TON.	EACH	LAH	44000.00	44000.00	30500.00	0.00	44.26
		RAW	37750.00	37750.00	37750.00	0.00	0.00
		GJT	45000.00	39500.00	35000.00	13.92	28.57
		KAR	41000.00	41000.00	41000.00	0.00	0.00
		HYD	40000.00	40000.00	40000.00	0.00	0.00
		QTA	39200.00	39200.00	39200.00	0.00	0.00
101. Cultivators							
4411201. CULTIVATOR (ORDINARY) 9 TIMES	EACH	GUJ	45000.00	45000.00	45000.00	0.00	0.00
4411202. CULTIVATOR (SPECIAL) 11 TIMES	EACH	GUJ	55000.00	55000.00	60000.00	0.00	-8.33
102. Chuff Cutter							
4412301. CHUFF CUTTER	EACH	FAS	7000.00	7000.00	7000.00	0.00	0.00
103. Tractors							
4414101. TRACTOR MF-240	EACH	LAH	754000.00	754000.00	754000.00	0.00	0.00
4414102. TRACTOR MF-385	EACH	LAH	1223800.00	1223800.00	1223800.00	0.00	0.00
104. Lathe Machines							
4421301. LATHE MACHINE 3' (PAK MADINA)	EACH	LAH	72500.00	72500.00	72500.00	0.00	0.00
4421302. LATHE MACHINE 4.5' (PAK MADINA)	EACH	LAH	100000.00	100000.00	100000.00	0.00	0.00
4421303. LATHE MACHINE 6.5' (PAK MADINA)	EACH	LAH	119000.00	119000.00	119000.00	0.00	0.00
4421304. LATHE MACHINE 10' (PAK MADINA)	EACH	LAH	222500.00	222500.00	222500.00	0.00	0.00
105. Concrete Mixture							
4444001. CONC.MIXER 7 NTR. 12HP. STAR.ENG	EACH	LAH	140000.00	140000.00	140000.00	0.00	0.00
4444002. CONC.MIXER 17 NTR. 24HP. STAR.ENG	EACH	LAH	210000.00	210000.00	210000.00	0.00	0.00
106. Fridge,WashM,SewM,Fans,Iron							
4481101. DAWLANCE 10 CFT. DOUBLE DOOR	EACH	LAH	28000.00	28000.00	28000.00	0.00	0.00
		RAW	23750.00	23750.00	23750.00	0.00	0.00
		KAR	31100.00	31100.00	31100.00	0.00	0.00
4481201. WASHING MACHINE NAT. PAK S.F.	EACH	LAH	7000.00	6000.00	5000.00	16.67	40.00
		GUJ	5550.00	5550.00	5550.00	0.00	0.00
		KAR	5000.00	5000.00	5000.00	0.00	0.00
		QTA	5500.00	5500.00	5500.00	0.00	0.00
4481202. WASHING MACHINE SINGER S.F.	EACH	LAH	9500.00	9500.00	9500.00	0.00	0.00
		RAW	9550.00	9550.00	9550.00	0.00	0.00
		KAR	10600.00	10600.00	10600.00	0.00	0.00
4481203. WASHING MACHINE DAWLANCE	EACH	LAH	9500.00	9500.00	9000.00	0.00	5.56
		FAS	8700.00	8700.00	8700.00	0.00	0.00
		GUJ	9400.00	9400.00	8000.00	0.00	17.50
		GJT	9400.00	9400.00	7800.00	0.00	20.51
		KAR	5400.00	5400.00	5400.00	0.00	0.00
		HYD	9000.00	9000.00	9000.00	0.00	0.00
				QTA	9000.00	9000.00	9000.00
4481204. WASHING MACHINE SUPER ASIA	EACH	LAH	9000.00	9000.00	7500.00	0.00	20.00
		FAS	8800.00	8800.00	8500.00	0.00	3.53
		KAR	5000.00	5000.00	5000.00	0.00	0.00
		HYD	6500.00	6500.00	6500.00	0.00	0.00

Contd.

7.10 Intercity Wholesale Prices of Selected Commodities

Group/Commodity/Item Specification	Unit	City	Prices (Rs.)			% Change in May, 2015 Over	
			May, 2015	Apr., 2015	May, 2014	Apr., 2015	May, 2014
4481401. SEWING MACHINE SINGER B.B. H.O	EACH	LAH	5710.00	5710.00	5641.00	0.00	1.22
		KAR	6200.00	6200.00	5860.00	0.00	5.80
4481402. SINGER ZIG ZAG MACHINE	EACH	LAH	13500.00	13500.00	13200.00	0.00	2.27
		KAR	11900.00	11900.00	11900.00	0.00	0.00
4481403. SEWING MACHINE SALIKA	EACH	LAH	4500.00	4500.00	4500.00	0.00	0.00
		KAR	5600.00	5600.00	5600.00	0.00	0.00
4481501. CEILING FAN MILLAT 48"	EACH	LAH	2300.00	2300.00	2300.00	0.00	0.00
		KAR	2400.00	2400.00	2400.00	0.00	0.00
4481502. CEILING FAN PAK 48"	EACH	LAH	2200.00	2200.00	2200.00	0.00	0.00
		GUJ	2400.00	2400.00	2400.00	0.00	0.00
		KAR	2400.00	2400.00	2400.00	0.00	0.00
4481503. CEILING FAN NATIONAL 56"	EACH	LAH	2200.00	2200.00	2000.00	0.00	10.00
		GUJ	2150.00	2150.00	2150.00	0.00	0.00
		GJT	2300.00	2300.00	2300.00	0.00	0.00
		KAR	2300.00	2300.00	2300.00	0.00	0.00
		HYD	2200.00	2200.00	2000.00	0.00	10.00
4481504. CEILING FAN YOUNIS 56"	EACH	LAH	2300.00	2300.00	2300.00	0.00	0.00
		FAS	2350.00	2350.00	2350.00	0.00	0.00
		GUJ	2350.00	2350.00	2350.00	0.00	0.00
		KAR	2400.00	2400.00	2400.00	0.00	0.00
		PSH	2550.00	2550.00	2550.00	0.00	0.00
		QTA	2750.00	2750.00	2750.00	0.00	0.00
4481505. PADESTAL FAN MILLAT 20"	EACH	KAR	3200.00	3200.00	3200.00	0.00	0.00
4481506. PADESTAL FAN PAK 20"	EACH	LAH	3300.00	3300.00	2900.00	0.00	13.79
		GJT	3800.00	3800.00	3400.00	0.00	11.76
		KAR	3200.00	3200.00	3200.00	0.00	0.00
		PSH	3800.00	3800.00	3550.00	0.00	7.04
4481507. EXHAUST FAN CLIMAX 12"	EACH	LAH	1600.00	1600.00	1500.00	0.00	6.67
		GUJ	1700.00	1700.00	1700.00	0.00	0.00
4481508. EXHAUST FAN MILLAT 12"	EACH	KAR	1600.00	1600.00	1600.00	0.00	0.00
4481509. EXHAUST FAN PAK. NATIONAL 12"	EACH	LAH	1500.00	1500.00	1400.00	0.00	7.14
		GUJ	1900.00	1900.00	1900.00	0.00	0.00
		GJT	1800.00	1800.00	1800.00	0.00	0.00
		KAR	1600.00	1600.00	1600.00	0.00	0.00
4481601. IRON NATIONAL PAK AUTOMATIC	EACH	LAH	400.00	400.00	350.00	0.00	14.29
		GUJ	850.00	850.00	850.00	0.00	0.00
		KAR	525.00	525.00	525.00	0.00	0.00
		PSH	800.00	800.00	800.00	0.00	0.00
4481602. IRON PHILIPS HD 1120/R	EACH	LAH	1250.00	1250.00	1250.00	0.00	0.00
		GUJ	2100.00	2100.00	2100.00	0.00	0.00
		KAR	1360.00	1360.00	850.00	0.00	60.00
107. Electric Wires							
4634001. FLEXIBLE WIRE 2999-14 0076	90 MTR.	LAH	525.00	525.00	462.50	0.00	13.51
		MUL	1100.00	1100.00	900.00	0.00	22.22
		KAR	890.00	890.00	890.00	0.00	0.00
		PSH	800.00	800.00	750.00	0.00	6.67
		QTA	505.00	505.00	505.00	0.00	0.00
4634002. PVC WIRE SINGLE CORE	90 MTR.	LAH	850.00	850.00	762.50	0.00	11.48
		MUL	1280.00	1400.00	1400.00	-8.57	-8.57
		KAR	890.00	890.00	890.00	0.00	0.00
		PSH	900.00	950.00	875.00	-5.26	2.86
		QTA	600.00	600.00	600.00	0.00	0.00

Contd.

7.10 Intercity Wholesale Prices of Selected Commodities

Group/Commodity/Item Specification	Unit	City	Prices (Rs.)			% Change in May, 2015 Over	
			May, 2015	Apr., 2015	May, 2014	Apr., 2015	May, 2014
108. Lighting Equipments							
4653101. PHILIPS TL. LAMP 40 W.	EACH	GUJ	96.00	96.00	96.00	0.00	0.00
		GJT	96.00	96.00	96.00	0.00	0.00
		KAR	85.00	85.00	85.00	0.00	0.00
		PSH	97.50	97.50	97.50	0.00	0.00
		QTA	90.00	90.00	90.00	0.00	0.00
4653102. PHILIPS ELECTRIC BULB 100W(GLS)	100 BUL	LAH	2000.00	2000.00	2000.00	0.00	0.00
		RAW	2950.00	2950.00	2525.00	0.00	16.83
		KAR	2800.00	2800.00	2800.00	0.00	0.00
		PSH	2900.00	2900.00	2900.00	0.00	0.00
4653103. PHILIPS ENERGY SAVER 14 W (GLS)	EACH	LAH	150.00	150.00	110.00	0.00	36.36
		RAW	139.00	139.00	139.00	0.00	0.00
		KAR	155.00	155.00	155.00	0.00	0.00
		PSH	170.00	170.00	170.00	0.00	0.00
		QTA	172.00	172.00	172.00	0.00	0.00
109. Radio & Television							
4731201. RADIO 3-5 BAND (CHINA BRAND)	EACH	LAH	175.00	175.00	175.00	0.00	0.00
		RAW	287.50	287.50	287.50	0.00	0.00
		KAR	325.00	325.00	325.00	0.00	0.00
4731301. PHILIPS COLOUR TV. 14"	EACH	LAH	8150.00	8150.00	8150.00	0.00	0.00
		RAW	8250.00	8250.00	8250.00	0.00	0.00
		KAR	8400.00	8400.00	8400.00	0.00	0.00
4731302. L.G.COLOUR TV. 14"	EACH	LAH	8100.00	8100.00	8100.00	0.00	0.00
		RAW	7900.00	7900.00	7900.00	0.00	0.00
		KAR	8150.00	8150.00	8150.00	0.00	0.00
4731303. SONY COLOUR TV 14"	EACH	LAH	13000.00	13000.00	13000.00	0.00	0.00
		RAW	10250.00	10250.00	10250.00	0.00	0.00
		KAR	8000.00	8000.00	8000.00	0.00	0.00
4731304. PANASONIC COLOUR TV 14"	EACH	RAW	9250.00	9250.00	9250.00	0.00	0.00
		KAR	7750.00	7750.00	7750.00	0.00	0.00
4731305. PHILIPS COLOUR TV. 20"	EACH	LAH	11000.00	11000.00	11000.00	0.00	0.00
		RAW	13900.00	13900.00	13900.00	0.00	0.00
		KAR	12750.00	12750.00	12750.00	0.00	0.00
4731306. L.G.COLOUR TV. 20"	EACH	LAH	13400.00	13400.00	13400.00	0.00	0.00
		RAW	12250.00	12250.00	12250.00	0.00	0.00
		KAR	13000.00	13000.00	13000.00	0.00	0.00
4731307. L.G. COLOUR TV. 21"	EACH	LAH	14700.00	14700.00	14700.00	0.00	0.00
		RAW	12250.00	12250.00	12250.00	0.00	0.00
		KAR	16100.00	16100.00	16100.00	0.00	0.00
4731308. SONY COLOUR TV 20"	EACH	LAH	18800.00	18800.00	18800.00	0.00	0.00
		RAW	17100.00	17100.00	17100.00	0.00	0.00
		KAR	17200.00	17200.00	17200.00	0.00	0.00
110. Motor Vehicles							
4911301. CAR SUZUKI MEHRAN 800CC SB308R VX	EACH	KAR	625000.00	625000.00	620000.00	0.00	0.81
4911302. SUZUKI CULTUS 1000CC SF410 VXR M PE	EACH	KAR	1039000.00	1039000.00	1039000.00	0.00	0.00
4911303. SUZUKI RAVI 800 CC PICKUP(ST 308R)	EACH	KAR	637000.00	637000.00	637000.00	0.00	0.00
4911304. CAR TOYOTA 1300 CC XLI	EACH	KAR	1539000.00	1539000.00	1539000.00	0.00	0.00
4911305. CAR HONDA CIVIC 1800CC(iVTEC MANUAL)	EACH	LAH	2021000.00	2021000.00	2021000.00	0.00	0.00
4911306. ISUZU BUS CHASIS MT 112 K	EACH	KAR	3325000.00	3325000.00	3325000.00	0.00	0.00
4911401. ISUZU TRUCK CHASIS FTR 12 K	EACH	KAR	3850000.00	3850000.00	3850000.00	0.00	0.00

Contd.

7.10 Intercity Wholesale Prices of Selected Commodities

Group/Commodity/Item Specification	Unit	City	Prices (Rs.)			% Change in May, 2015 Over	
			May, 2015	Apr., 2015	May, 2014	Apr., 2015	May, 2014
111. Motorcycles							
4991201. MOTOR CYCLE YB-100ROYAL YAMAHA	EACH	KAR	75375.00	75375.00	75375.00	0.00	0.00
4991202. MOTOR CYCLE CD-70 HONDA	EACH	KAR	63500.00	63500.00	66350.00	0.00	-4.30
4991203. MOTOR CYCLE PAK HERO 70 CC.	EACH	LAH	42000.00	42000.00	42000.00	0.00	0.00
		MUL	42000.00	42000.00	42000.00	0.00	0.00
		KAR	46000.00	46000.00	45000.00	0.00	2.22
4991204. MOTOR CYCLE SUPER ASIA 70 CC.	EACH	LAH	42500.00	42500.00	42500.00	0.00	0.00
		MUL	45000.00	45000.00	45000.00	0.00	0.00
		KAR	42500.00	42500.00	42500.00	0.00	0.00
		HYD	42000.00	42000.00	42000.00	0.00	0.00
4991205. MOTOR CYCLE SUZUKI STD 110CC.	EACH	KAR	71300.00	71300.00	71300.00	0.00	0.00
112. Bicycles							
4992101. BICYCLE PECO FOR GENTS POPULAR	EACH	LAH	5000.00	5000.00	5000.00	0.00	0.00
4992102. BICYCLE PECO FOR BMX SHAHEEN	EACH	LAH	3500.00	3500.00	3500.00	0.00	0.00
4992103. BICYCLE SOHRAB SUPER	EACH	LAH	6450.00	6450.00	5950.00	0.00	8.40
		KAR	6450.00	6450.00	6450.00	0.00	0.00
4992104. BICYCLE SOHRAB VIP STUDENT	EACH	LAH	6300.00	6300.00	5900.00	0.00	6.78
		KAR	5700.00	5700.00	5700.00	0.00	0.00

7.11 Intercity Consumer Prices May, 2015

Description	Unit	Rawalpindi	Islamabad	Attock	Jhelum	Lahore	Sahiwal	Gujranwala
WHEAT	10 KG.	332.50	352.50	318.75	327.50	348.75	322.50	344.00
WHEAT FLOUR FINE/SUPERIOR.	KG.	55.58	58.63	43.50	46.50	44.00	44.50	42.00
WHEAT FLOUR AVG. QLTY	KG.	38.27	38.41	38.25	38.13	39.75	37.00	40.00
WHEAT FLOUR BAG	10 KG.	382.71	384.06	382.50	381.25	368.00	370.00	395.00
MAIDA	KG.	56.50	58.50	50.00	60.00	54.50	50.00	50.00
SUJI	KG.	57.42	59.00	50.00	60.00	57.00	50.00	50.00
BESAN AV. QLTY.	KG.	101.67	105.00	92.50	95.00	93.93	85.00	85.00
RICE BASMATI SUP. QLTY.	KG.	153.75	158.75	142.50	135.00	133.75	120.00	86.25
RICE BASMATI 385/386	KG.	136.25	145.00	105.00	75.00	107.50	80.00	72.50
RICE BASMATI BROKEN AV.QLTY	KG.	79.54	83.75	87.50	75.00	73.57	70.00	57.50
RICE IRR1-6 (SINDH/PUNJAB)	KG.	60.21	61.25	50.00	60.00	64.57	40.00	47.50
VERMICELLI	KG.	92.08	96.25	92.50	80.00	101.07	70.00	75.00
BREAD PLAIN MEDIUM SIZE	EACH	40.00	40.00	40.00	37.50	40.00	40.00	40.00
RUSK (PAPAY)	KG.	240.00	261.25	175.00	230.00	198.75	235.00	160.00
BISCUITS-PACKED	PKT	35.00	35.00	35.00	35.00	35.00	35.00	35.00
BISCUIT-BAKERY (LOOSE)	250 GM	100.42	110.00	72.50	95.00	92.50	110.00	110.00
CORNFLAKS FAUJI 225 GM.	PKT	180.00	180.00	180.00	180.00	176.40	176.40	180.00
SAMOSA (VEGATABLE)	EACH	13.25	14.25	12.00	12.50	16.96	15.00	15.00
PASTRY AV.QLTY.	EACH	32.92	33.44	37.50	30.00	30.18	30.00	35.00
PATTIES (VEGATABLES)	EACH	27.50	28.25	21.00	25.00	30.18	30.00	20.00
NIMCO	250 GM	80.00	79.38	57.50	65.00	65.00	90.00	50.00
CHIPS	250 GM	93.33	95.00	72.50	82.50	77.32	90.00	65.00
BEEF WITH BONE AV.QLTY.	KG	317.50	321.25	260.00	290.00	328.57	250.00	280.00
MUTTON AV.QLTY.	KG	671.67	686.25	575.00	600.00	698.21	500.00	600.00
CHICKEN FARM BROILER (LIVE)	KG	160.58	174.00	167.00	155.00	145.36	149.00	151.00
FISH-RAHU MEDIUM SIZE	KG	275.83	315.00	290.00	265.00	307.14	270.00	235.00
MILK FRESH (UNBOILED)	LTR.	86.67	89.38	72.50	72.50	77.21	60.00	77.50
CURD	KG.	97.50	105.00	77.50	75.00	83.04	70.00	87.50
MILK TETRA PACK 1/2 LTR.	PKT.	60.00	60.00	60.00	60.00	60.00	60.00	60.00
LACTOGEN 400 GRAMS	PKT.	435.00	435.00	435.00	435.00	430.00	445.00	430.00
POWDER MILK NIDO 400GM.	PKT	360.00	360.00	360.00	360.00	360.00	360.00	350.00
MILK POWDER LOOSE/PACKED	KG.	527.50	552.50	510.00	500.00	504.29	440.00	449.00
BUTTER LOCAL PACKED	50 GM.	25.00	25.00	27.00	35.00	32.00	25.00	30.00
EGGS FARM	DOZ	75.00	78.13	79.00	73.50	75.29	72.50	74.00
MUSTARD OIL AV.QLTY.	KG.	220.00	240.00	245.00	210.00	176.43	170.00	150.00
COOKING OIL (DALDA)	2.5LTR	465.00	465.00	465.00	465.00	465.00	460.00	470.00
COOKING OIL (PAKWAN) OTHER BRAND SPECIFY	2.5 LTR	370.00	380.00	364.00	400.00	465.00	460.00	455.00
VEGETABLE GHEE TIN	2.5KG.	460.00	460.00	460.00	460.00	460.00	485.00	440.00
VEGETABLE GHEE (LOOSE)	KG.	142.08	146.25	137.00	135.00	135.36	175.00	135.00
DATES AV.QLTY.	KG.	228.33	248.75	210.00	215.00	188.57	187.50	152.50
PISTACHIO AV.QLTY.	50 GM.	126.67	132.50	122.50	125.00	107.86	135.00	120.00
ALMONDS WHOLE AV.QLTY.	KG.	571.25	600.00	575.00	490.00	672.14	600.00	475.00
COCONUT DRY AV.QLTY.	KG.	324.17	360.00	345.00	325.00	362.50	290.00	250.00
RAISINS AV.QLTY.	50 GM.	23.50	26.50	23.50	22.50	31.93	20.00	20.00
GROUNDNUTS (WITH SHELL)	KG.	213.33	228.75	175.00	240.00	259.29	245.00	210.00
MALTA/MOSAMBI	DOZ	0.00	0.00	0.00	0.00	0.00	0.00	0.00
KINNU	DOZ	180.00	217.50	190.00	175.00	167.86	225.00	160.00
APPLE	KG	135.83	177.50	105.00	115.00	149.64	110.00	150.00
ALOO BUKHARA	KG	0.00	350.00	0.00	0.00	204.29	340.00	0.00
POMEGRANATE (ANNAR)	KG	0.00	0.00	0.00	0.00	0.00	0.00	0.00
GRAPES	KG	0.00	0.00	0.00	0.00	0.00	0.00	0.00
BANANAS	DOZ	130.00	161.88	100.00	110.00	96.07	67.50	70.00
MANGO KALMI	KG	152.61	170.00	145.00	110.00	137.86	100.00	140.00
GUAVA	KG	0.00	0.00	0.00	0.00	0.00	0.00	0.00
WATERMELON (TURBOOZ)	KG	30.83	38.13	27.50	25.00	30.71	17.50	20.00
MUSKMELON (KHARBOOZA)	KG	62.50	76.25	45.00	37.50	61.07	45.00	50.00
SWEETMELON (GARMA)	KG	0.00	0.00	0.00	0.00	0.00	0.00	0.00
PULSE MASOOR (WHOLE)	KG.	133.75	148.13	132.50	125.00	151.07	130.00	140.00
PULSE MASOOR (WASHED)	KG.	142.50	154.38	137.50	140.00	156.07	145.00	160.00
PULSE MOONG (WASHED)	KG.	177.50	183.13	160.25	175.00	176.43	155.00	165.00
PULSE MASH (WASHED)	KG.	192.92	193.75	185.00	192.50	191.43	195.00	195.00

Contd.

7.11 Intercity Consumer Prices May, 2015

Description	Unit	Rawal-pindi	Islamabad	Attock	Jehlum	Lahore	Sahiwal	Gujran-wala
PULSE GRAM	KG.	98.33	100.63	85.00	92.50	88.21	87.50	85.00
GRAM WHOLE BLACK AV QLTY.	KG.	97.08	100.00	80.00	90.00	83.21	82.50	77.50
GRAM WHOLE YELLOW AV.QLTY	KG.	126.67	133.75	105.00	105.00	133.21	110.00	100.00
BEANS (LAL LOBIA)	KG.	164.58	172.50	135.00	160.00	196.43	180.00	142.50
POTATOES	KG	25.42	31.88	16.50	20.00	20.54	19.00	17.50
ONION	KG	58.75	65.63	50.00	47.50	52.32	42.50	47.50
TURNIP	KG	0.00	0.00	0.00	0.00	0.00	0.00	0.00
RADISH	KG	0.00	0.00	0.00	0.00	0.00	0.00	0.00
TOMATOES	KG	66.67	73.75	42.50	47.50	53.57	45.00	62.50
CABBAGE	KG	0.00	0.00	0.00	0.00	0.00	0.00	0.00
CAULIFLOWER	KG	0.00	0.00	0.00	0.00	0.00	0.00	0.00
BRINJAL	KG	60.00	58.75	35.00	37.50	46.79	27.50	27.50
PUMPKIN	KG	44.17	52.50	37.50	45.00	40.71	20.00	20.00
BOTTLEGOURD	KG	57.50	60.00	55.00	35.00	53.21	40.00	40.00
LADY FINGER	KG	97.50	105.00	120.00	95.00	107.86	90.00	85.00
PEAS	KG	0.00	0.00	0.00	0.00	0.00	0.00	0.00
SPINACH	KG	0.00	0.00	0.00	0.00	0.00	0.00	0.00
TINDA	KG	77.08	83.75	60.00	45.00	79.64	90.00	85.00
TURAI	KG	72.50	80.00	0.00	85.00	87.86	71.25	85.00
KARAILA	KG	75.42	85.00	57.50	37.50	63.21	73.75	65.00
ARVI	KG	0.00	0.00	0.00	0.00	0.00	0.00	0.00
CHILLIES GREEN	KG	79.58	95.00	55.00	55.00	86.43	55.00	80.00
CARROT	KG	0.00	0.00	0.00	0.00	0.00	0.00	0.00
COCUMBER (KHEERA)	KG	44.58	52.50	35.50	25.00	43.21	25.00	22.50
LEMON	250GM	52.92	58.13	50.00	45.00	53.21	45.00	50.00
SUGAR REFINED	KG.	60.67	62.81	61.00	61.00	59.79	58.00	59.00
GUR AV.QLTY	KG.	106.67	115.00	92.50	100.00	98.04	87.50	82.50
HONEY LANGANESE 500 GM.	BOTTLE	882.92	897.50	845.00	842.50	860.00	820.00	780.00
MIL0 200 GM.	BOTTLE	215.00	215.00	215.00	222.50	216.00	220.00	186.66
CUSTARD POWDER RAFHAN 300 GM.	PKT	75.00	75.00	75.00	75.00	75.00	75.00	75.00
TOFFEE (HILAL)	EACH	2.00	2.00	1.00	2.00	1.00	2.00	1.00
CHOWKELATE CANDY (SMALL SIZE)	EACH	5.00	5.00	5.00	5.00	5.00	5.00	5.00
SWEETMEAT (MIXED)	KG	370.83	396.25	270.00	350.00	261.43	370.00	360.00
ICE CREAM WALLS	CUP.	40.00	40.00	40.00	40.00	40.00	40.00	40.00
ICE	KG	17.50	17.50	15.00	17.50	15.00	10.00	5.00
JAM AHMED/MITCHELLES	BOTTLE	150.00	150.00	150.00	150.00	135.00	140.00	130.00
SQUASH-MITCHELLES	BOTTLE	160.00	160.00	160.00	160.00	150.00	150.00	145.00
ROOH AFZA	BOTTLE	150.00	150.00	150.00	150.00	150.00	150.00	150.00
JAM-E-SHIREEN	BOTTLE	160.00	160.00	160.00	160.00	160.00	160.00	155.00
SAUNF	50 GM	20.00	20.00	17.00	17.50	20.00	20.00	20.00
CINAMON LOOSE AV. QLTY	50 GM.	24.75	25.00	24.50	35.00	29.29	29.50	22.50
CUMINSEED WHITE NATIONAL	50 GM.	52.00	52.00	52.00	52.00	52.00	50.00	52.00
PEPPER BLACK NATIONAL	50 GM.	96.00	96.00	96.00	96.00	96.00	96.00	96.00
CLOVES LOOSE AV.QLTY	50 GM.	97.92	97.50	105.00	95.00	98.04	115.00	100.00
CARDAMOM LARGE LOOSE AV.QLTY	50 GM.	156.25	160.00	165.00	165.00	193.04	180.00	190.00
CARDAMOM SMALL AV.QLTY	50 GM.	107.08	120.63	97.50	107.50	82.50	125.00	100.00
SALT-POWDERED (LAHORI) LOOSE	KG.	10.83	11.00	9.00	12.00	10.00	10.00	10.00
SALT POWDERED (NATIONAL/SHAN)	PKT	25.00	25.00	25.00	25.00	25.00	25.00	25.00
CHILLIES POWD.NATIONAL 200GM	PKT	105.00	105.00	105.00	105.00	105.00	105.00	105.00
CHILLIES POWDER LOOS	KG.	295.83	307.50	245.00	270.00	277.14	235.00	280.00
CORRIANDER SEED POWD.NATIONAL	PKT	104.00	104.00	104.00	104.00	104.00	78.00	88.00
CORRIANDER SEED (LOOSE)	KG.	298.33	300.00	290.00	280.00	327.14	320.00	260.00
TURMERIC POWD.NATIONAL 50GM	PKT.	35.00	35.00	35.00	35.00	35.00	35.00	35.00
CURRY POWD. NATIONAL 200 GM	PKT.	87.00	87.00	87.00	87.00	87.00	87.00	87.00
TOMATO KETCHUP AHMED/MITCHL	BOTTLE	97.50	97.50	105.00	95.00	85.00	85.00	95.00
PICKLES AHMED/MITCHELLES	BOTTLE	105.00	105.00	105.00	105.00	100.00	95.00	95.00
VINEGAR SYNTHETIC (SIRKA)	BOTTLE	100.00	100.00	77.50	95.00	80.00	80.00	70.00
GARLIC	KG	195.00	197.50	128.75	170.00	167.86	155.00	150.00
GINGER	KG	185.83	242.50	190.00	175.00	195.71	172.50	250.00
TAPAL DANEDAR TEA 200GM PACKET	PKT	136.84	136.84	136.84	136.84	136.84	136.84	136.84
TEA LIPTON YELLOW LABEL 200GM.	PKT.	149.47	149.47	149.47	149.47	149.47	149.47	149.47
TEA LOOSE KENYA AV.QLTY 250GM.	PKT.	137.50	137.50	147.50	135.00	116.07	147.50	160.00

Contd.

7.11 Intercity Consumer Prices May, 2015

Description	Unit	Rawalpindi	Islamabad	Attock	Jehlum	Lahore	Sahiwal	Gujranwala
COFFEE-NESCAFE 75 GM. **	BOTTLE	355.00	355.00	355.00	340.00	360.00	330.00	340.00
COLD DRINK (STANDARD SIZ)	BOTTLE	25.00	25.00	20.00	25.00	20.00	25.00	20.00
FRUIT JUICE TETRA PACK	PKT.	17.50	17.50	15.00	17.50	20.00	18.00	25.00
MINERAL WATER NESTLE 1.5 LTR	BOTTLE	50.00	50.00	50.00	48.50	45.00	50.00	45.00
CIGARETTES K-2 10'S **	PKT	47.50	47.50	45.00	47.50	45.00	46.00	45.00
CIGARETTES CAPSTAN 10'S **	PKT	52.50	52.50	50.00	52.50	50.00	50.00	55.00
CIGARETTES GOLD LEAF 20'S	PKT	102.50	102.50	100.00	102.50	100.00	100.00	110.00
CIGARETTES MORVEN GOLD 20'S	PKT	52.50	52.50	50.00	52.50	50.00	50.00	50.00
BETEL LEAVES	50GM.	83.33	86.25	92.50	60.00	73.39	85.00	65.00
BETEL NUTS	KG.	503.33	535.00	470.00	325.00	322.86	300.00	290.00
LONG CLOTH 57" GUL AHMED/AL-KARAM	METER	195.00	205.00	175.00	260.00	247.14	240.00	137.50
SHIRTING AV.QLTY.	METER	175.00	182.50	165.00	175.00	118.57	275.00	175.00
PANT CLOTH W & WEAR AV.QLTY	METER	412.92	396.25	412.50	385.00	277.14	475.00	355.00
LAWN PRINTED GUL AHMED/AL-KARAM	METER	270.00	287.50	267.50	265.00	261.07	387.50	205.00
GEORGETTE AV.QLTY	METER	152.50	155.00	152.50	145.00	110.54	110.00	132.50
LINEN AV.QLTY ***	METER	153.75	161.25	155.00	155.00	160.18	225.00	112.50
HEAVY WT SUITING LAWERNCPUR AVG QLTY	METER	1425.00	1425.00	1425.00	1425.00	1375.00	1100.00	1050.00
HEAVY WT SUITING LAWERNCPUR SUP QLTY	METER	1825.00	1825.00	1825.00	1825.00	1975.00	1250.00	2350.00
TROPICAL SUITING LAW.PUR	METER	1325.00	1325.00	1325.00	1325.00	1050.00	1050.00	925.00
PANT BOY 24"/26" LENGTH.	EACH	525.00	550.00	537.50	512.50	350.71	562.50	725.00
SHIRT BOY 24"/26" LENGTH	EACH	359.58	375.00	362.50	375.00	331.79	425.00	450.00
SCHOOL UNI. PANT,SHIRT BOYS	SUIT	510.00	545.63	525.00	540.00	633.93	700.00	975.00
SCHOOL UNI. KAMEEZ,SHAL.BOYS	SUIT	507.92	550.00	512.50	482.50	448.21	475.00	925.00
SCHOOL UNI. KAMEEZ,SHAL.GIRL	SUIT	475.00	471.88	485.00	455.00	539.29	437.50	925.00
FROCK W/WEAR GIRLS	EACH	1837.50	1868.75	1825.00	1162.50	1078.57	1100.00	925.00
AWAMI-SUIT W & W(BOY) 24"/26	SUIT	1783.33	1825.00	1675.00	1275.00	939.29	1550.00	1125.00
AWAMI-SUIT W&W (GENTS)AV.QLTY	SUIT	1854.17	1893.75	1750.00	1600.00	1060.71	1550.00	1125.00
PULLOVER GENTS OXFORD/BON.	EACH	2950.00	2950.00	2950.00	2935.00	2890.00	2880.00	3050.00
PULLOVER LADIES OXFORD/BON.	EACH	2950.00	2950.00	2950.00	2935.00	2970.00	2740.00	2850.00
PULLOVER (GENTS) OTHERS A.QTY	EACH	1141.67	1156.25	1100.00	875.00	967.86	850.00	525.00
SECOND-HAND COAT FOR MEN	EACH	500.00	500.00	425.00	437.50	576.79	362.50	550.00
SECONDHAND SWEETER FOR MEN DUP QLTY	EACH	302.08	0.00	235.00	167.50	467.86	275.00	600.00
SECONDHAND WINTER JACKET	EACH	575.00	0.00	475.00	462.50	617.86	375.00	650.00
UNDERWEAR AV.QLTY MEDIUM SIZE	EACH	210.83	215.00	175.00	182.50	140.54	150.00	125.00
VEST FOR MEN AV.QLTY.	EACH	215.83	215.00	175.00	182.50	146.07	160.00	125.00
VEST/SHAMEEZ (WOMEN) AVG. QLTY	EACH	213.33	220.00	205.00	145.00	198.21	175.00	142.50
SOCKS NYLON (PAKISTANI)	PAIR	89.58	102.50	77.50	87.50	90.71	115.00	110.00
BRASSIER AV.QLTY.	EACH	234.17	240.00	190.00	105.00	125.36	210.00	172.50
BRASSIER SUP QLTY	EACH	536.25	579.38	500.00	305.00	607.14	542.50	335.00
DOPATTA GEORGETTE AV.QLTY.	EACH	350.00	362.50	327.50	325.00	317.86	275.00	275.00
DOPATTA COTTON AV GLTY	EACH	316.25	337.50	290.00	225.00	158.57	190.00	185.00
CHADDAR (W/WEAR) (2x2.5 MTR)	EACH	392.92	418.75	387.50	412.50	329.46	375.00	375.00
LUNGI/DHOTI(COTTON) AVG. QLTY	EACH	406.67	420.63	375.00	205.00	231.07	375.00	250.00
HANDKERCHIEF AVG. QLTY PAK	EACH	33.75	35.25	32.50	22.50	25.71	50.00	50.00
HANDKERCHIEF SUP. QLTY PAK	EACH	50.42	60.00	45.00	32.50	37.50	75.00	75.00
GLOVES AV QLTY	PAIR	155.00	157.50	155.00	145.00	73.21	120.00	105.00
AZARBAND COTTON AVG. QLTY	EACH	17.50	17.50	17.50	22.50	15.36	20.00	25.00
SEWING THREAD/REEL(ASLI PARI)	EACH	9.00	9.00	7.50	9.00	7.00	6.00	6.00
WASHING CHARGES PAINT & SHIRT	SUIT	90.00	90.00	90.00	175.00	53.21	130.00	175.00
DRY CLEANING SUIT COAT PANT	SUIT	583.33	637.50	280.00	475.00	370.00	337.50	400.00
WASHING CH. (KAMIZ-SHALWAR)	PAIR	89.17	90.00	60.00	90.00	51.07	80.00	120.00
TAILORING SHIRT	EACH	366.67	387.50	325.00	475.00	333.04	425.00	300.00
TAILORING CHARGES PANT (MEN)	EACH	762.50	812.50	525.00	750.00	478.57	675.00	425.00
TAILORING COAT-PANT SUIT	SUIT	3466.67	3562.50	2900.00	3150.00	4360.71	4250.00	3050.00
TAILORING AWAMI-SUIT (MALE)	SUIT	570.83	643.75	525.00	562.50	519.64	575.00	475.00
TAILORING SUIT FEMALE	SUIT	479.17	550.00	475.00	475.00	469.64	450.00	425.00
GENTS SHOES PAUL BATA	PAIR	1199.00	1199.00	1199.00	1199.00	1199.00	1199.00	1199.00
GENTS SANDAL BATA	PAIR	699.00	699.00	699.00	699.00	699.00	699.00	699.00
GENTS SPOUNG CHAPPAL BATA	PAIR	179.00	179.00	179.00	179.00	179.00	179.00	179.00
LADIES SANDAL BATA	PAIR	499.00	499.00	499.00	499.00	499.00	499.00	499.00
LADIES SPOUNG CHAPPAL BATA	PAIR	179.00	179.00	179.00	179.00	179.00	179.00	179.00
CHILD SHOE POWER LITE BATA	PAIR	599.00	599.00	599.00	599.00	599.00	599.00	599.00

Contd.

7.11 Intercity Consumer Prices May, 2015

Description	Unit	Rawalpindi	Islamabad	Attock	Jehlum	Lahore	Sahiwal	Gujranwala
GENTS SHOE, ART 1109 SERVICE	PAIR	999.00	999.00	999.00	999.00	999.00	999.00	999.00
NYLON JOGGER 27 SIZE 2-5 ***	PAIR	1299.00	1299.00	1299.00	1299.00	1299.00	1299.00	1299.00
CHINA FOOT WEAR AV. QLTY (MALE) *	PAIR	925.00	975.00	825.00	825.00	744.64	450.00	450.00
CHINA FOOT WEAR AV. QLTY (FEMALE) *	PAIR	825.00	875.00	825.00	675.00	637.50	500.00	350.00
CHINA FOOT WEAR AV. QLTY (CHILDREN) *	PAIR	783.33	825.00	625.00	675.00	483.93	450.00	320.00
SHOE REPAIR HALF SOLE	PAIR	121.67	125.00	105.00	115.00	105.00	100.00	95.00
SHOES POLISH CHARGES AVERAGE SHOP	PAIR	20.00	20.00	20.00	20.00	15.00	15.00	15.00
HOUSE RENT (combined)	MONTH	13196.00	44888.00	4106.00	5730.00	12396.00	7403.00	5007.00
rent 2	pm	13196.00	44888.00	4106.00	5730.00	12396.00	7403.00	5007.00
RENT3	PM	13196.00	44888.00	4106.00	5730.00	12396.00	7403.00	5007.00
RENT4	PM	13196.00	44888.00	4106.00	5730.00	12396.00	7403.00	5007.00
RENT5	PM	13196.00	44888.00	4106.00	5730.00	12396.00	7403.00	5007.00
RENT6	PM	13196.00	44888.00	4106.00	5730.00	12396.00	7403.00	5007.00
SYNTHETIC ENEMAL ROBIALAC BALTI 3.64 LTR.	EACH	1750.00	1750.00	1830.00	1805.00	1935.00	1650.00	1700.00
SYNTHETIC ENEMAL ICI BALTI 3.64 LTR.	EACH	1790.00	1790.00	1850.00	1880.00	1935.00	2138.00	2138.00
CEMENT (LOCAL) SPECIFY BRAND NAME	BAG	507.50	512.50	502.50	510.00	507.50	500.00	510.00
BRICKS (NEW) 1ST CLASS	P/1000	8900.00	8900.00	7775.00	7650.00	8550.00	6000.00	9350.00
CEMENT BLOCKS (6"x8"x12")	P/100	0.00	0.00	0.00	0.00	0.00	0.00	0.00
BAJREE	100CFT	3650.00	3650.00	3350.00	3450.00	5750.00	5900.00	5500.00
SAND (BLACK PIT SAND)	K100CFT	2950.00	2950.00	1425.00	2295.00	2557.14	3162.50	2500.00
TIMBER SHESHAM LOG IST QUALITY	cubmt.	66215.00	66215.00	66215.00	64890.50	64547.50	67089.00	50323.50
IRON BAR (M.S. BAR) 1/2"	P/TON	76500.00	76500.00	70250.00	73500.00	72500.00	74500.00	72000.00
CARPENTER WAGE RATE	P/DAY	1100.00	1100.00	725.00	800.00	830.36	675.00	750.00
MASON (RAJ) WAGE RATE	P/DAY	1100.00	1100.00	750.00	800.00	926.79	675.00	950.00
UNSKILLED LABOUR WAGE RATE	P/DAY	650.00	650.00	475.00	500.00	600.00	400.00	500.00
PLUMBER WAGE RSTE	P/DAY	1100.00	1100.00	725.00	800.00	826.79	0.00	700.00
ELECTICIAN WAGE RATE PER DAY **	P/DAY	0.00	0.00	0.00	0.00	828.57	100.00	700.00
ELECTICIAN WAGE RATE PER POINT **	P/PNT	190.00	197.50	135.00	170.00	152.50	137.50	127.50
WATER CHARGES PER HOUSE	P/MONTH	139.00	96.00	80.00	80.00	300.00	30.00	100.00
ELECT.CHARGES UPTO 50 UNITS	P/UNIT	2.00	2.00	2.00	2.00	2.00	2.00	2.00
ELECT.CHARGES 01 - 100 UNIT	P/UNIT	5.79	5.79	5.79	5.79	5.79	5.79	5.79
ELECT.CHARGES 101 - 300 UNIT	P/UNIT	9.90	9.90	9.90	9.90	9.90	9.90	9.90
ELECT.CHARGES 301 - 1000 UNIT	P/UNIT	15.63	15.63	15.63	15.63	15.63	15.63	15.63
ELECT.CHARGES ABOVE 1000 UNIT	P/UNIT	17.71	17.71	17.71	17.71	17.71	17.71	17.71
ELEC	PM	10.21	10.21	10.21	10.21	10.21	10.21	10.21
GAS CHRg upto 3.3719 MMBTU	MMBTU	124.18	124.18	124.18	124.18	124.18	124.18	124.18
GAS CHRg 3.3719 - 6.7438 MMBTU	MMBTU	248.37	248.37	248.37	248.37	248.37	248.37	248.37
GAS CHRg 6.7438 - 10.1157 MMBTU	MMBTU	248.37	248.37	248.37	248.37	248.37	248.37	248.37
GAS CHRg10.1157 - 13.4876 MMBTU	MMBTU	620.91	620.91	620.91	620.91	620.91	620.91	620.91
GAS	PM	620.91	620.91	620.91	620.91	620.91	620.91	620.91
GAS	PM	372.55	372.55	372.55	372.55	372.55	372.55	372.55
KEROSENE OIL	LTR	100.00	105.00	105.00	100.00	73.00	85.00	80.50
FIREWOOD WHOLE	40 KG.	741.67	785.00	510.00	625.00	731.43	500.00	700.00
CHAIR SHESHAM WOOD WITH ARMS **	EACH	3258.33	3387.50	2600.00	2750.00	2100.00	3250.00	2250.00
CHAIR PLASTIC (CHAIRMAN) AVERAGE QUALITY	EACH	725.00	725.00	725.00	825.00	725.00	775.00	525.00
TABLE SHESHAM WOOD (4X2X5") ***	EACH	5250.00	5250.00	4650.00	3750.00	8785.71	6500.00	10250.00
SOFASET WOODEN WITH FOAM SEAT **	SET	19500.00	20750.00	19000.00	15750.00	19285.71	23000.00	17750.00
COT IRON (WITH NIWAR)AV.QLTY.	EACH	1966.67	2087.50	1800.00	1550.00	2500.00	2200.00	1650.00
ALMIRAH (STEEL) 6'X3' 20 GUAGE	EACH	8558.33	8750.00	8200.00	7750.00	9964.29	12000.00	9300.00
DINNING TABLE 6 CHAIRS A.QLTY	SET	20666.67	23125.00	19000.00	19500.00	18892.86	27000.00	25000.00
SINGLE BED WITHOUT FOAM MED.	EACH	4900.00	4900.00	4750.00	4750.00	7928.57	10500.00	10500.00
MATRESS SINGLE(4"THICK)	EACH	4900.00	4900.00	4900.00	4800.00	5000.00	5700.00	5000.00
FARSHI DARI 12'X9' AV.QLTY	EACH	1766.67	1793.75	1550.00	1025.00	1607.14	1200.00	925.00
DARI COTTON (6'x2 1/2') AV.QL	EACH	831.67	846.88	687.50	375.00	459.64	1000.00	450.00
CARPET PLAIN AV. QLTY	SQFT.	28.92	29.00	25.50	32.50	37.50	35.00	37.50
QUILT (LIHAF) 3 KG. COTTON	EACH	975.00	1031.25	875.00	625.00	1328.57	1200.00	1025.00
BLANKET (90" x 54")	EACH	4000.00	4075.00	3100.00	2950.00	5000.00	3800.00	2900.00
BEDSHEET SINGLE BED SUP.QLTY	EACH	514.58	546.88	475.00	475.00	546.43	550.00	475.00
BED SHEET DOUBLE WITH TWO PILLOW COVERS SUP QLTY	SET	1162.50	1225.00	1025.00	1025.00	932.14	1000.00	1150.00
TOWEL(3'x2') AV. QALTY	EACH	346.67	348.75	265.00	262.50	276.43	300.00	175.00
CEILING FAN 48" SUPER QLTY **	EACH	3175.00	3175.00	3275.00	2800.00	2750.00	3495.00	2700.00
PEDESTAL FAN 22" SUPER QLTY	EACH	3475.00	3475.00	3700.00	3525.00	4000.00	5260.00	4100.00

Contd.

7.11 Intercity Consumer Prices May, 2015

Description	Unit	Rawalpindi	Islamabad	Attock	Jehlum	Lahore	Sahiwal	Gujranwala
REFG. DAWLENCE 10 CFT. D.DOOR	EACH	30500.00	30500.00	29900.00	30000.00	35000.00	30400.00	29500.00
D-FREEZER WAVES 8 CFT.	EACH	30400.00	30400.00	30400.00	30400.00	28000.00	29000.00	29200.00
AIRCONDITIONER 1.5 TON PEL	EACH	41000.00	41000.00	41000.00	42400.00	44000.00	42000.00	48000.00
SPLIT AIR CONDITIONER 1.5 TON (SPECIFY BRAND NAME)	EACH	41500.00	41500.00	41000.00	43300.00	48000.00	46000.00	46000.00
AIRCOLER SUPER ASIA	EACH	8500.00	8500.00	11600.00	12250.00	13500.00	10000.00	12000.00
WASHING MACHINE SINGER	EACH	15650.00	15650.00	16100.00	15650.00	15600.00	15600.00	15600.00
SEWING MACHINE(SINGER)	EACH	6095.00	6095.00	6095.00	6095.00	6295.00	6260.00	5860.00
GIZER LARGE SIZE 30 GALLON CAPACITY SUP QLTY	EACH	22900.00	22900.00	23500.00	14250.00	22600.00	21400.00	13200.00
GAS BURNER DOUBLE SPFY.BRAND	EACH	1920.83	2050.00	1750.00	1850.00	1750.00	1400.00	1300.00
ELECT. IRON PHILIPS MDL.1120	EACH	1900.00	1900.00	1900.00	1775.00	1300.00	2750.00	2200.00
ELECTRIC JUICER FOR APPLE	EACH	7550.00	7550.00	7100.00	7375.00	13000.00	9250.00	4200.00
S.STEEL DEGHCHI MEDIUM SIZE ***	EACH	641.67	650.00	515.00	612.50	735.71	475.00	1185.00
ALUMINIUM COOKING PAN (DEGCHI) MED SIZE	EACH	577.08	612.50	490.00	575.00	664.29	450.00	928.00
NON STICK COOKING PAN (DEGCHI) SUP. QLTY	EACH	985.42	1012.50	725.00	925.00	1085.71	1150.00	1550.00
FRYING PAN STEEL AVG. QLTY MED. SIZE	EACH	462.50	487.50	375.00	375.00	630.36	450.00	575.00
TAWA IORN (MEDIUM SIZE) AVG. QLTY	EACH	290.00	323.75	240.00	255.00	482.14	475.00	412.50
S.STEEL PLATE A.QLTY.(M.SIZE)	EACH	85.83	82.50	72.50	55.00	78.93	60.00	110.00
TABLE SPOON S.STEEL SUP.QLTY.	DOZEN	386.25	384.38	290.00	375.00	366.07	475.00	575.00
WATER SET JUG+6 GLASSES (OMROC)	SET	406.67	410.00	362.50	385.00	730.36	470.00	350.00
TEA SET PAK. CHINAWARE 21 PCS.	SET	2229.17	2250.00	1900.00	1825.00	1557.14	2200.00	1800.00
DINNER SET PLASTIC 72 PIECES SUPERIOR QLTY	SET	7408.33	7650.00	6650.00	4250.00	5785.71	6300.00	5900.00
HOTPOT SET PLASTIC 3 PCS.	SET	1616.67	1625.00	1450.00	1375.00	1510.71	1275.00	1150.00
BUCKET(BALTI) PLASTIC MED.SIZ	EACH	257.50	273.75	245.00	315.00	478.57	300.00	300.00
LOTA PLASTIC (MED SIZE) AVERAGE QUALITY	EACH	62.92	73.13	42.50	37.50	49.64	75.00	40.00
PRESURE COOKER 4 LTR.	EACH	1775.00	1775.00	1575.00	1675.00	1540.00	1200.00	1750.00
WATER COOLER 9/10 LTR.PLASTIC ***	EACH	605.42	625.00	475.00	512.50	512.50	650.00	700.00
THERMOS STARVAC 1 LTR	EACH	487.50	525.00	475.00	437.50	525.00	450.00	600.00
BULB PHILIPS 100-WATTS	EACH	35.00	35.00	27.50	35.00	35.00	33.50	30.00
TUBE LIGHT PHILIPS 40 WATTS	EACH	100.00	100.00	110.00	110.00	100.00	95.00	100.00
ELECTRIC BLUBS "0" WATTE LOCAL	EACH	27.50	27.50	27.50	25.00	20.00	25.00	18.00
ELECTRIC BLUB ENERGY SAVER 14 WATTS	EACH	167.50	167.50	165.00	167.50	170.00	160.00	160.00
WASHING SOAP 250 GMS SPECIFY BRAND NAME	EACH	40.00	40.00	40.00	40.00	40.00	40.00	30.00
SURF EXCEL 400 GMS POLY BAG	EACH	110.00	110.00	110.00	110.00	125.00	110.00	110.00
WASHING POWDER 1000 GRM	EACH	185.00	185.00	185.00	185.00	185.00	185.00	185.00
WASHING POWDER (WHEEL/ BONUS) 100 GRAMS	EACH	110.00	110.00	110.00	110.00	90.00	90.00	85.00
CLEANSER POWDER VIM 1000 GM	PKT.	77.78	77.78	77.78	77.78	77.78	77.78	66.67
FINIS 500 ML	BOTTLE	237.50	237.50	237.50	237.50	229.41	196.87	193.75
PHNYLE TYPHONE/FINIS/CARRANITE 3 LITRES	BOTTLE	169.09	169.09	169.09	169.09	145.00	150.00	140.00
HARPIC	BOTTLE	145.00	145.00	145.00	145.00	145.00	145.00	145.00
BOOT POLISH CHERRY/KIWI 50ML	EACH	119.05	119.05	119.05	119.04	100.00	111.11	111.11
ROBIN BLUE (35 GRAMS)	PKT.	50.00	50.00	50.00	50.00	50.00	50.00	50.00
TISSU PAPER PERFUMED 100 PCS.	PKT	110.00	110.00	110.00	110.00	115.00	95.00	95.00
TOILET PAPER ROLL (R.PETEL)	P/ROLL	40.00	40.00	40.00	38.00	38.00	40.00	38.00
BOOT POLISH LIQUID CHEERY BLOSSOM KIWI 75 ML	BOTTLE	150.00	150.00	140.00	150.00	150.00	150.00	140.00
MATCH BOX SMALL	EACH	2.00	2.00	9.50	2.00	1.00	2.00	2.00
DRY CELL 1.5 VOLT(LOCAL)	EACH	30.00	30.00	30.00	22.50	25.00	30.00	15.00
HAND STITCHING NEEDLE M.SIZE	PACKET	10.00	10.00	7.75	9.00	7.50	10.00	5.00
SEWING MACHINE NEEDLE (SINGER)	EACH	5.00	5.00	5.00	5.00	10.00	5.00	6.00
HOUSEHOLD SERVANT FEMALE P/T	P/MNTH	1858.33	2000.00	1300.00	1700.00	1792.86	1500.00	1550.00
MARRIAGE HALL WITH FURNITURE	PI/HEAD	146.25	155.00	125.00	125.00	143.57	150.00	115.00
SEPTRAN TABLETS	10TAB.	16.00	16.00	16.00	16.00	16.10	16.50	16.00
BRUFEN TABS 200-MG.	10TAB.	10.00	10.00	10.00	10.00	10.00	10.00	10.00
PANADOL TAB. EXTRA/PLAIN	10TAB.	10.00	10.00	10.00	10.00	10.00	10.00	10.00
DISPRIN TAB.	10TAB.	10.00	10.00	10.00	10.00	10.00	10.00	10.00
TRISIL TAB.	10 TAB	10.00	10.00	10.00	10.00	10.00	10.00	10.00
FLAGYL TAB. 200 MG.	10TAB.	10.00	10.00	10.00	10.00	10.00	10.00	10.00
VENTOLIN TAB. 2MG.	10TAB.	9.00	9.00	9.00	9.00	9.00	9.00	9.00
DAONIL TAB. 5 MG.	10TAB.	17.00	17.00	17.00	17.00	17.00	17.00	17.00
ENTOX TAB.	10TAB.	10.00	10.00	10.00	10.00	10.00	10.00	10.00
RENITEC TAB. 5 MG.	10TAB.	59.00	59.00	59.00	59.00	59.00	59.00	59.00
CAC. 1000 TAB	BOTTLE	122.00	122.00	122.00	122.00	122.00	122.00	122.00
AMOXIL CAPSOLE 250 MG.S	10CAP.	36.00	36.00	36.00	36.00	36.00	36.00	36.00

Contd.

7.11 Intercity Consumer Prices May, 2015

Description	Unit	Rawalpindi	Islamabad	Attock	Jehlum	Lahore	Sahiwal	Gujranwala
CALCIUM SYRUP SANDOZ	BOTTLE	64.00	64.00	64.00	64.00	64.00	64.00	64.00
LEDERPLEX SYRUP	BOTTLE	35.00	35.00	35.00	35.00	35.00	35.00	35.00
SANCOS SYRUP (50 ML.)	BOTTLE	30.00	30.00	30.00	30.00	30.00	30.00	30.00
PHENERGAN SYRUP 120 ML.	BOTTLE	33.00	33.00	33.00	33.00	33.00	33.00	33.00
CALPOL SYRUP 60 ML.	BOTTLE	28.00	28.00	28.00	28.00	28.00	28.00	28.00
HYDRYLLIN SYRUP 120 ML.	BOTTLE	65.00	65.00	65.00	65.00	65.00	65.00	65.00
POLYFAX EYE OINTMENT	TUBE	21.00	21.00	21.00	21.00	21.00	21.00	21.00
BETNESOL EYE DROPS	BOTTLE	33.89	33.89	33.89	33.89	33.89	33.89	33.89
EAR DROPS (CARDISPORINE) ***	BOTTLE	21.00	21.00	21.00	21.00	21.00	21.00	21.00
BETNOVATE-N OINTMENT 5 GMS	TUBE	16.00	16.00	16.00	16.00	16.00	16.00	16.00
BURNOL CREAM 30 GRM	TUBE	16.00	16.00	16.00	16.00	16.00	16.00	16.00
VICKS VAPORUB/BALM	BOTTLE	36.00	36.00	36.00	36.00	36.00	36.00	36.00
GLYCRINE SMALL BOTTLE	BOTTLE	28.00	28.00	22.50	25.00	35.00	25.00	17.00
JOUHAR JOSHANDA	PKT.	8.00	8.00	8.00	8.00	6.00	8.00	8.00
GALXOS-D (450 GRMS)	PKT.	168.75	168.75	168.75	168.75	157.50	168.75	157.50
GRPE-WATER WOODWARDS	BOTTLE	55.00	55.00	55.00	55.00	50.00	55.00	55.00
SANIPLAST ONE PUTTY	EACH	2.00	2.00	2.00	2.00	2.00	2.00	1.50
O.R.S. (NIMCOL)	PKT.	17.00	17.00	17.00	17.00	17.00	15.00	17.00
DETTOL (MEDIUM)	BOTTLE	46.80	46.80	46.80	46.80	46.80	46.80	46.80
COTTON BANDAGE 2" - 4"	EACH	9.00	9.00	8.00	9.00	8.00	9.00	7.00
THERMOMETER CHINA	EACH	45.00	45.00	50.00	47.50	42.50	45.00	30.00
DOCTOR (MBBS) CLINIC FEE	P/PAT.	166.67	175.00	110.00	125.00	100.00	250.00	75.00
URINE TEST (DR) CHARGES	P/TEST	150.00	161.25	80.00	90.00	155.00	100.00	100.00
BLOOD TEST (CP) CHARGES	P/TEST	325.00	325.00	200.00	250.00	575.00	225.00	300.00
SUGAR TEST (RANDOM/FASTING BOTH) CHARGES	P/TEST	210.00	300.00	170.00	197.50	150.00	110.00	200.00
ECG CHARGES	P/TEST	264.58	312.50	150.00	250.00	300.00	225.00	200.00
X-RAY (CHEST) CHARGES	P/X-RAY	333.33	375.00	275.00	375.00	375.00	300.00	400.00
CAR SUZUKI 800 CC (W/O. A/C)	EACH	659800.00	659800.00	659800.00	659800.00	637000.00	625000.00	645000.00
CAR SUZUKI 1000 CC	EACH	1081300.00	1081300.00	1081300.00	1081300.00	1065000.00	1034000.00	1060000.00
CAR TOYOTA 1300 CC	EACH	1682000.00	1682000.00	1677000.00	1682000.00	1790500.00	1645500.00	1570000.00
CAR HONDA CIVIC	EACH	2145500.00	2145500.00	2145500.00	2145500.00	2147000.00	1662000.00	2027500.00
MOTORCYCLE HONDA CD-70.	EACH	63500.00	63500.00	63500.00	63500.00	63500.00	63500.00	63500.00
MOTORCYCLE YAMAHA 100CC.	EACH	79300.00	79300.00	79300.00	79300.00	79300.00	79300.00	79300.00
MOTOR CYCLE HERO 70 CC	EACH	44500.00	45000.00	46750.00	48000.00	49000.00	47500.00	42500.00
BICYCLE WITH TYRES & TUBES	EACH	7900.00	7900.00	7900.00	7200.00	7500.00	7100.00	7200.00
TYRE CAR WITH TUBE GENERAL	EACH	3175.00	3175.00	3375.00	3250.00	3000.00	2400.00	3300.00
TYRE MOTOR CYCLE WITHOUT TUBE	EACH	1137.50	1137.50	1250.00	1135.00	1420.00	900.00	1250.00
TYRE CYCLE SPECIFY BRAND NAME	EACH	345.83	355.00	370.00	387.50	330.00	330.00	330.00
TYRE CAR W/O TUBE	EACH	3050.00	3050.00	3275.00	3075.00	2700.00	2200.00	3000.00
PETROL SUPER	LITRE	74.29	74.29	74.29	74.29	74.29	74.29	74.29
HIGH SPEED DIESEL HSD	LITRE	83.61	83.61	83.61	83.61	83.61	83.61	83.61
CNG	K.G.	76.35	76.35	76.35	0.00	71.50	71.50	71.50
GAS CYLINDER STAND. SIZE	EACH	1180.00	1200.00	1175.00	1080.00	877.14	1050.00	1210.00
MOTOR CYCLE SERVICE CHARGES	EACH	325.00	325.00	290.00	250.00	200.00	150.00	280.00
CAR SERVICE CHARGES	EACH	337.50	375.00	325.00	275.00	300.00	300.00	250.00
TYRE PUNCTURE CHARGES	EACH	65.00	65.00	40.00	70.00	80.00	70.00	50.00
CYCLE OVERHAULING CHARGES	EACH	783.33	825.00	290.00	375.00	319.64	312.50	160.00
CAR TAX FOR 800CC TO 1300CC	YEARLY	2650.00	432.00	2650.00	2650.00	2650.00	2650.00	2650.00
TRAIN FARE ECO. 1-100 KM.	P/KM.	0.68	0.68	0.68	0.68	0.68	0.68	0.68
TRAIN FARE ECO. 101-500 KM.	P/KM.	0.98	0.98	0.98	0.98	0.98	0.98	0.98
TRAIN FARE ECO. > 500 KM.	P/KM.	0.89	0.89	0.89	0.89	0.89	0.89	0.89
TRAIN FARE IST SLP. 1-100KM	P/KM.	2.10	2.10	2.10	2.10	2.10	2.10	2.10
TRAIN FARE IST SLP.101-500 KM	P/KM.	2.59	2.59	2.59	2.59	2.59	2.59	2.59
TRAIN FARE IST SLP. > 500 KM	P/KM.	1.99	1.99	1.99	1.99	1.99	1.99	1.99
TRAIN FARE A/C SLP. 1-100KM.	P/KM	5.76	5.76	5.76	5.76	5.76	5.76	5.76
TRAIN FARE A/C SLP.101-500KM	P/KM.	4.59	4.59	4.59	4.59	4.59	4.59	4.59
TRAIN FARE A/C SLP > 500KM.	P/KM	4.16	4.16	4.16	4.16	4.16	4.16	4.16
PLATEFORM TICKET	EACH	10.00	10.00	10.00	10.00	10.00	10.00	10.00
AUTO RICKSHAW FARES	KM/MIN	75.00	0.00	45.00	75.00	50.00	70.00	60.00
FULL TONGA CHARGES	KM/MIN	0.00	0.00	0.00	0.00	65.00	90.00	50.00
TAXI 4 SEATER FARE	KM/MIN	100.00	100.00	75.00	0.00	100.00	100.00	100.00
BUS FARE MIN (WITHIN CITY)	TICKET	11.00	11.00	0.00	11.00	11.00	0.00	10.00

Contd.

7.11 Intercity Consumer Prices May, 2015

Description	Unit	Rawalpindi	Islamabad	Attock	Jhelum	Lahore	Sahiwal	Gujranwala
BUS FARE MAX (WITHIN CIT	TICKET	21.50	21.50	0.00	21.50	19.00	0.00	20.00
BUS FARE OUTSIDE CITY	P/KM.	0.93	0.93	0.93	0.93	0.93	0.93	0.93
A/C BUS FARE OUTSIDE CITY	P/KM.	1.55	1.55	1.53	1.55	2.00	1.55	1.45
MINIBUS FARE MIN.WITH IN CITY	TICKET	11.00	11.00	0.00	0.00	11.00	0.00	10.00
MINIBUS FARE MAX.WITH IN CITY	TICKET	21.50	21.50	0.00	0.00	29.00	0.00	20.00
SUZUKI FARE MIN.WITH IN CITY	TICKET	11.00	11.00	10.00	0.00	12.00	0.00	10.00
SUZUKI FARE MAXIMUM W.IN CITY	TICKET	17.00	17.00	10.00	10.00	22.00	0.00	20.00
AIR FARE ECONOMY CLASS.	P/KM.	19.26	19.26	0.00	0.00	19.26	0.00	0.00
POSTAL ENVELOPE DOMESTIC	EACH	8.00	8.00	8.00	8.00	8.00	8.00	8.00
ENVELOPE FOR SAUDI ARABIA	EACH	50.00	50.00	50.00	50.00	50.00	50.00	50.00
POSTAL REGISTRATION CHARGES	EACH	28.00	28.00	28.00	28.00	28.00	28.00	28.00
U.M.S. REG CHARGES MIN.	EACH	58.00	58.00	58.00	58.00	58.00	58.00	59.00
T.C.S. CH. MIN.WITH IN ZONE	EACH	150.00	150.00	150.00	150.00	110.00	150.00	110.00
TELEPHONE CHARGES LOCAL CALL	P/CALL	3.94	3.94	3.94	3.94	3.94	3.94	3.94
TEL CHARGES OUT SIDE CITY	P/CALL	3.94	3.94	3.94	3.94	3.94	3.94	3.94
INTERNET CHARGES	P/HOUR	27.50	27.50	27.50	50.00	15.00	12.00	20.00
MOBILE CELL CHARGES	P/UNIT	3.00	3.00	3.00	3.00	2.50	3.00	3.00
FAX CHARGES (LOCAL)	P/PAGE	12.50	12.50	12.50	12.50	10.00	20.00	30.00
TELEPHONE SET AV. QLTY	EACH	625.00	725.00	550.00	825.00	775.00	650.00	450.00
MOBILE SET NOKIA/SONY/ERICSON/SAMSUNG WITHOUT CAMERA	EACH	2133.33	2175.00	2125.00	2450.00	2700.00	2200.00	2825.00
T.V. 20" COLORED WEGA H-A21.	EACH	18108.33	18200.00	18100.00	18100.00	20500.00	18900.00	15000.00
T.V 20" COLOR CHINA/KORIA)	EACH	14250.00	14250.00	14250.00	14250.00	6500.00	13500.00	7000.00
V.C.P. PANASONIC/LG/NAT	EACH	5900.00	5900.00	5550.00	5750.00	4200.00	0.00	0.00
DVD/VCD PLAYER PANASONIC/LG	EACH	3750.00	3750.00	3550.00	3750.00	6542.86	4500.00	4600.00
RADIO WITH C.PLAYER NATIONAL	EACH	2150.00	2150.00	2150.00	2050.00	1825.00	1800.00	2262.50
PERSONNEL COMPUTER (BRANDED)	EACH	69250.00	69250.00	69250.00	69500.00	53000.00	37000.00	37400.00
VID. CASSETTE BLK. TDK/SONY	EACH	144.17	145.00	135.00	175.00	122.50	155.00	0.00
COM. C.D. (TDK/IMATION)	EACH	56.67	59.38	75.00	75.00	37.14	60.00	35.00
TAPE RECORDER CASSETTE BLANK	EACH	42.50	47.50	42.50	47.50	40.00	65.00	35.00
VIDEO GAME SEGA 16 BYTE	EACH	1150.00	1150.00	1175.00	1050.00	1200.00	1650.00	1050.00
CINEMA A/C. HIGH CLASS	TICKET	150.00	0.00	0.00	0.00	115.71	0.00	80.00
CINEMA NON-A/C HIGH CLASS	TICKET	80.00	0.00	0.00	0.00	72.86	50.00	60.00
CABLE CHARGES	PER MONT	325.00	325.00	275.00	300.00	275.00	200.00	300.00
TV.LICENCE FEE DOMESTIC	YEARLY	420.00	420.00	420.00	420.00	420.00	420.00	420.00
ENGLISH BOOK CLASS V1	EACH	78.00	78.00	78.00	78.00	78.00	78.00	78.00
ENGLISH BOOK CLASS IX OR X	EACH	130.00	130.00	130.00	130.00	130.00	130.00	130.00
ENG. BOOK IST.YR COMPLETE SET	EACH	84.00	84.00	84.00	84.00	84.00	84.00	84.00
ENGLISH BOOK BA/B.SC	EACH	178.00	178.00	178.00	178.00	178.00	178.00	178.00
URDU BOOK CLASS V (T.B.BORD)	EACH	71.00	71.00	71.00	71.00	71.00	71.00	71.00
URDU BOOK CLASS IX(X(T.B.B)	EACH	137.00	137.00	137.00	137.00	137.00	137.00	137.00
URDU BOOK IST.YEAR/INTER	EACH	53.00	53.00	53.00	53.00	53.00	53.00	53.00
URDU BOOK BA/B.SC	EACH	140.00	140.00	140.00	140.00	140.00	140.00	140.00
MATHS BOOK CALSS V (T.B.B)	EACH	84.00	84.00	84.00	84.00	84.00	84.00	84.00
MATHS BOOK CLASS IX OR X	EACH	270.00	270.00	270.00	270.00	270.00	270.00	270.00
MATHS BOOK IST.YEAR (T.B.B)	EACH	156.00	156.00	150.00	156.00	156.00	156.00	156.00
PAKISTAN STUDIES BOOK BA/B.SC	EACH	125.00	125.00	125.00	125.00	125.00	125.00	125.00
DAILY "DAWN"	P/COPY	19.00	19.00	19.00	19.00	19.00	19.00	19.00
DAILY "JANG"	P/COPY	12.00	12.00	12.00	12.00	12.00	12.00	12.00
DAILY "NAWA-E-WAQT"	P/COPY	12.00	12.00	12.00	12.00	12.00	12.00	12.00
WEEKLY "AKHBAR-E-JAHAN"	P/COPY	55.00	55.00	55.00	55.00	55.00	55.00	55.00
WEEKLY "MAG"	P/COPY	45.00	45.00	45.00	45.00	45.00	45.00	45.00
MONTHLY "NAUNEHAL DIGEST"	P/COPY	35.00	35.00	35.00	35.00	35.00	35.00	35.00
PAPER FOOLSCAPE (27"x17")	QUIRE	57.50	57.50	57.50	55.00	25.00	25.00	30.00
EXERCISE.BOOK LINED 80/100 PGS	EACH	62.50	67.50	62.50	57.50	30.00	35.00	32.50
PENCIL.GOLDFISH/DEER	EACH	8.00	8.00	8.00	8.00	6.00	6.00	7.00
PEN INK DOLLOR 57 ML BOTTLE	EACH	25.00	25.00	25.00	20.00	20.00	20.00	20.00
PHOTOSTATE PAPER 70 GM	PRT	365.00	365.00	365.00	305.00	350.00	330.00	350.00
BALL PEN (local)	EACH	8.00	8.00	8.00	8.00	6.00	6.00	5.00
FOUNTAIN PEN HERO/WINGS/CHINA	EACH	47.50	47.50	47.50	46.25	60.00	50.00	40.00

Contd.

7.11 Intercity Consumer Prices May, 2015

Description	Unit	Rawalpindi	Islamabad	Attock	Jhelum	Lahore	Sahiwal	Gujranwala
PRIVATE SCHOOL FEE ENGLISH MEDIUM AVERAGE STANDARD (CLASS I)	P/MONTH	3245.83	3090.63	1112.50	1972.50	1571.43	2087.50	1550.00
PRIVATE SCHOOL FEE ENGLISH MEDIUM AVERAGE STANDARD (CLASS V)	P/MONTH	3229.17	3184.38	1300.00	1950.00	1750.00	2087.50	1650.00
PRIVATE SCHOOL FEE ENGLISH MEDIUM AVERAGE STANDARD (CLASS VI)	P/MONTH	3279.17	3359.38	1312.50	1997.50	1967.86	2112.50	1800.00
PRIVATE SCHOOL FEE ENGLISH MEDIUM AVERAGE STANDARD (CLASS X)	P/MONTH	3575.00	3681.25	1725.00	2205.00	2478.57	2275.00	2200.00
PRIVATE MEDICLE COLLEGE FEE MBBS (1ST YEAR)	P/MONTH	50468.75	50468.75	50468.75	0.00	30208.00	0.00	0.00
PRIVATE ENGINEERING COLLEGE FEE (ISTR YEAR)	P/MONTH	14975.25	14975.25	11011.50	0.00	19550.00	0.00	0.00
GOVT. COLLEGE FEE 1ST. YEAR	MONTH	50.00	195.00	50.00	50.00	60.00	50.00	50.00
GOVT. COLLEGE FEE 4TH. YEAR	MONTH	60.00	225.00	60.00	60.00	70.00	60.00	60.00
GOVT. UNIVERSITY FEE MSC.	MONTH	77.50	1000.00	77.50	80.00	97.79	80.00	115.00
GOVT. MED. COLLEGE FEE MBBS	MONTH	873.00	873.00	873.00	0.00	1250.00	1250.00	0.00
GOVT. ENGG. COLL. FEE I YEAR	MONTH	600.00	600.00	600.00	0.00	750.00	500.00	0.00
COACHING FEE FOR CLASS IX/X	P/MONTH	2750.00	2987.50	1550.00	3000.00	1828.57	1400.00	600.00
COACHING CHARGES FOR CLASS 1ST YEAR/INTER (SCIENCE)	P/MONTH	3250.00	3450.00	2200.00	3500.00	2821.43	2300.00	1200.00
COACHING CHARGES FOR CLASS 1ST YEAR/INTER (COMMERCE)	P/MONTH	2691.67	3062.50	1900.00	3500.00	2792.86	1300.00	1200.00
I.T. TUITION FEES	P/MONTH	2100.00	2100.00	1450.00	3231.25	6066.80	1500.00	4500.00
MBA TUITION FEES	P/MONTH	13955.00	13955.00	7667.00	4500.00	15687.50	0.00	7000.00
BREAD TANDOORI ST. SIZE	EACH	7.50	7.50	6.50	6.00	6.00	6.00	6.00
COOKED MUTTON (AV. HOTEL)	PLATE	155.00	157.50	190.00	155.00	200.71	150.00	120.00
COOKED BEEF (AV. HOTEL)	PLATE	85.83	88.75	75.00	80.00	78.21	80.00	60.00
COOKED DAL (AV. HOTEL)	PLATE	55.83	62.50	57.50	47.50	50.71	40.00	35.00
CHICKEN BIRYANI FULL/DOUBLE	PLATE	115.00	125.00	145.00	100.00	128.93	130.00	110.00
TEA PREPARED (ORDINARY)	CUP	20.00	20.00	20.00	17.50	19.21	20.00	20.00
HAIRCUT CHARGES FOR MEN	P/CUT	86.25	102.50	75.00	55.00	96.43	100.00	60.00
BEAUTY PORL HAIR STYL CHARGE	P/STY.	391.67	475.00	275.00	475.00	228.57	250.00	350.00
SHAVING CHARGES	PER SHV	49.58	60.00	55.00	40.00	46.43	40.00	40.00
LIPSTICK S.MISS/MEDORA	EACH	110.00	110.00	115.00	110.00	120.00	110.00	110.00
NAIL POLISH S.MISS/MEDORA	EACH	115.00	115.00	105.00	115.00	110.00	95.00	60.00
PERFUME MED.SIZE MEDORA/BROACH	EACH	200.00	200.00	200.00	200.00	180.00	170.00	120.00
HAIR-OIL AMLA/CHAMBELI	BOTTLE	100.00	100.00	110.00	100.00	130.00	120.00	110.00
TOILET SOAP LUX 95 GRAMS	EACH	34.70	34.70	34.70	34.70	34.70	34.70	34.70
TOILET SOAP LIFEBOUY 140 GRM	EACH	37.00	37.00	36.00	37.00	37.00	37.00	36.00
TOILET SOAP SAFEGUARD BATH SIZE	EACH	46.00	46.00	46.00	46.00	50.00	46.00	50.00
TOOTHPASTE MACKLINES 70 GRM	EACH	50.00	50.00	50.00	50.00	50.00	50.00	50.00
TOOTHPAST MED SIZE CLGATE 70 GMS	EACH	75.00	75.00	75.00	75.00	60.67	60.67	60.67
TOOTHBRUSH SHEILD A/PLAUQUE	EACH	22.00	22.00	22.00	22.00	35.00	55.00	50.00
TOOTHPOWDER DENTONIC 90 GRM	EACH	28.00	28.00	28.00	28.00	28.00	28.00	25.00
HAIR-COLOUR BEGIN (6 GMS)	EACH	100.00	100.00	100.00	100.00	95.00	100.00	100.00
HAIR COLOUR (KALAKOLA)	BOTTLE	130.00	130.00	130.00	130.00	130.00	120.00	140.00
FACECREAM PONDS (MEDIUM)	EACH	110.00	110.00	110.00	110.00	110.00	110.00	110.00
TALC POWDER VICE ROAY,B.CAT	EACH	135.00	135.00	145.00	145.00	130.00	150.00	135.00
BLADE TREET ORDINARY 10'S	PKT.	30.00	30.00	30.00	30.00	35.00	32.00	40.00
BLADE 7-O-CLOCK STAIN. 5'S	PKT.	35.00	35.00	35.00	35.00	32.00	30.00	35.00
SHAMPOO SUNSILK/PAINTIN 100 ML	BOTTLE	110.00	110.00	110.00	110.00	110.00	110.00	110.00
BEAUTY CREAM (FAIR & LOVELY)	EACH	65.00	65.00	65.00	65.00	99.00	155.00	155.00
HAIR REMOVING CREAM (EU-CREAM)	TUBE	65.00	65.00	65.00	65.00	65.00	65.00	65.00
GEL MEDIUM SIZE	BOTTLE	102.50	107.50	100.00	127.50	65.00	120.00	65.00
DISPOSABLE RAZOR GILLET-II	EACH	37.50	37.50	37.50	40.00	35.00	40.00	43.00
SHAVING CREAM TOUCH-ME/ADM.	EACH	65.00	65.00	65.00	65.00	60.00	60.00	65.00
GOLD TEZABI 24 CT	10 GM.	39900.00	39900.00	39900.00	39480.00	39850.00	39009.00	39610.00
SILVER TEZABI 24 CT	10 GM.	575.00	575.00	550.00	605.00	560.00	574.00	575.00
ARTIFICIAL JEWELLARY SET	SET	1225.00	1275.00	850.00	662.50	957.14	500.00	800.00
WRIST WATCH GENTS CITIZEN (ORIGINAL) ***	EACH	4900.00	4900.00	4900.00	3750.00	6535.71	4250.00	2500.00
WRIST WATCH LADIES CITIZEN (ORIGINAL) ***	EACH	4900.00	4900.00	4900.00	3750.00	7500.00	4250.00	2500.00
WALL CLOCK QUARTZ AV.QLTY	EACH	520.83	550.00	550.00	310.00	725.00	600.00	487.50
SUITCASE REXIN (24"x16"x6")	EACH	1775.00	1775.00	1425.00	850.00	932.14	1050.00	725.00
TRUNK MEDIUM SIZE ***	EACH	2250.00	2243.75	1975.00	1950.00	2246.43	2000.00	1525.00
PURSE LADIES (LEATHER) AVERAGE QUALITY	EACH	529.17	612.50	525.00	437.50	1250.00	712.50	712.50

7.11 Intercity Consumer Prices May, 2015

Description	Unit	Wazir- abad	Sialkot	Faisal- abad	Jhang	Multan	Muzaffar- garh	D.G. Khan
WHEAT	10 KG.	320.00	350.00	315.00	316.00	315.00	322.50	318.75
WHEAT FLOUR FINE/SUPERIOR.	KG.	42.00	50.00	39.00	39.00	39.00	39.00	40.00
WHEAT FLOUR AVG. QLTY	KG.	40.00	38.25	35.50	38.00	36.00	36.00	36.50
WHEAT FLOUR BAG	10 KG.	400.00	382.50	355.00	360.00	360.00	360.00	365.00
MAIDA	KG.	50.00	50.00	47.50	45.00	45.50	46.00	50.00
SUJI	KG.	50.00	50.00	50.00	48.00	46.00	46.00	50.00
BESAN AV. QLTY.	KG.	90.00	97.50	77.50	65.00	90.00	92.50	95.00
RICE BASMATI SUP. QLTY.	KG.	85.00	87.50	130.00	105.00	114.17	117.50	100.00
RICE BASMATI 385/386	KG.	62.50	75.00	92.50	65.00	73.33	77.50	70.00
RICE BASMATI BROKEN AV.QLTY	KG.	55.00	65.00	83.75	60.00	70.00	67.50	60.00
RICE IRRI-6 (SINDH/PUNJAB)	KG.	52.50	47.50	65.00	40.00	37.00	35.50	35.00
VERMICELLI	KG.	80.00	65.00	75.00	65.00	80.00	80.00	80.00
BREAD PLAIN MEDIUM SIZE	EACH	40.00	40.00	40.00	40.00	45.00	45.00	45.00
RUSK (PAPAY)	KG.	160.00	140.00	195.00	160.00	215.00	200.00	200.00
BISCUITS-PACKED	PKT	35.00	35.00	35.00	35.00	35.00	35.00	35.00
BISCUIT-BAKERY (LOOSE)	250 GM	100.00	80.00	73.75	65.00	90.00	70.00	80.00
CORNFLAKS FAUJI 225 GM.	PKT	180.00	166.50	195.00	180.00	175.50	175.50	198.00
SAMOSAS (VEGATABLE)	EACH	10.00	15.00	19.00	15.00	14.33	13.50	10.00
PASTRY AV.QLTY.	EACH	30.00	25.00	23.75	30.00	35.00	22.50	30.00
PATTIES (VEGATABLES)	EACH	15.00	20.00	23.75	30.00	26.67	25.00	20.00
NIMCO	250 GM	50.00	50.00	67.50	65.00	67.50	67.50	60.00
CHIPS	250 GM	62.50	65.00	66.25	100.00	83.33	82.50	65.00
BEEF WITH BONE AV.QLTY.	KG	280.00	280.00	290.00	280.00	300.00	270.00	275.00
MUTTON AV.QLTY.	KG	550.00	600.00	600.00	650.00	600.00	525.00	625.00
CHICKEN FARM BROILER (LIVE)	KG	151.00	148.00	149.00	150.00	158.33	152.50	150.00
FISH-RAHU MEDIUM SIZE	KG	250.00	250.00	290.00	320.00	270.00	270.00	260.00
MILK FRESH (UNBOILED)	LTR.	80.00	70.00	70.00	60.00	75.00	70.00	70.00
CURD	KG.	90.00	80.00	80.00	70.00	86.67	80.00	85.00
MILK TETRA PACK 1/2 LTR.	PKT.	60.00	60.00	60.00	60.00	60.00	60.00	60.00
LACTOGEN 400 GRAMS	PKT.	430.00	435.00	435.00	425.00	435.00	435.00	435.00
POWDER MILK NIDO 400GM.	PKT	350.00	360.00	350.00	360.00	360.00	360.00	360.00
MILK POWDER LOOSE/PACKED	KG.	450.00	460.00	525.00	400.00	512.50	510.00	640.00
BUTTER LOCAL PACKED	50 GM.	30.00	25.00	32.00	30.00	27.00	27.00	25.00
EGGS FARM	DOZ	74.00	80.00	70.00	75.00	72.83	77.50	70.00
MUSTARD OIL AV.QLTY.	KG.	160.00	150.00	195.00	140.00	168.33	170.00	170.00
COOKING OIL (DALDA)	2.5LTR	470.00	467.00	465.00	470.00	465.00	465.00	490.00
COOKING OIL (PAKWAN) OTHER BRAND SPECIFY	2.5 LTR	455.00	467.00	460.00	495.83	452.50	452.50	490.00
VEGETABLE GHEE TIN	2.5KG.	440.00	452.00	460.00	465.00	460.00	460.00	485.00
VEGETABLE GHEE (LOOSE)	KG.	135.00	135.00	134.75	150.00	142.00	142.00	150.00
DATES AV.QLTY.	KG.	160.00	210.00	190.00	180.00	170.83	180.00	145.00
PISTACHIO AV.QLTY.	50 GM.	125.00	135.00	77.50	60.00	114.17	112.50	120.00
ALMONDS WHOLE AV.QLTY.	KG.	450.00	520.00	475.00	550.00	475.00	475.00	550.00
COCONUT DRY AV.QLTY.	KG.	260.00	285.00	280.00	250.00	300.00	305.00	300.00
RAISINS AV.QLTY.	50 GM.	20.00	20.00	21.25	20.00	19.33	22.50	15.00
GROUNDNUTS (WITH SHELL)	KG.	200.00	200.00	200.00	130.00	170.00	190.00	150.00
MALTA/MOSAMBI	DOZ	0.00	0.00	0.00	0.00	0.00	0.00	0.00
KINNU	DOZ	110.00	100.00	105.00	165.00	127.50	125.00	120.00
APPLE	KG	150.00	95.00	135.00	150.00	173.33	175.00	120.00
ALOO BUKHARA	KG	0.00	250.00	240.00	400.00	0.00	0.00	0.00
POMEGRANATE (ANNAR)	KG	0.00	0.00	0.00	0.00	0.00	0.00	0.00
GRAPES	KG	0.00	0.00	0.00	0.00	0.00	0.00	0.00
BANANAS	DOZ	80.00	75.00	65.00	90.00	67.50	77.50	80.00
MANGO KALMI	KG	140.00	80.00	110.00	110.00	0.00	0.00	0.00
GUAVA	KG	0.00	0.00	0.00	0.00	0.00	0.00	0.00
WATERMELON (TURBOOZ)	KG	30.00	22.50	20.00	20.00	27.50	27.50	30.00
MUSKMELON (KHARBOOZA)	KG	50.00	45.00	37.50	35.00	41.67	42.50	30.00
SWEETMELON (GARMA)	KG	0.00	0.00	0.00	0.00	0.00	0.00	0.00
PULSE MASOOR (WHOLE)	KG.	130.00	130.00	122.50	115.00	119.17	127.50	130.00
PULSE MASOOR (WASHED)	KG.	160.00	130.00	162.50	140.00	137.50	137.50	135.00
PULSE MOONG (WASHED)	KG.	160.00	170.00	177.50	160.00	167.50	165.00	160.00
PULSE MASH (WASHED)	KG.	195.00	205.00	195.00	135.00	177.50	182.50	180.00

Contd.

7.11 Intercity Consumer Prices May, 2015

Description	Unit	Wazir- abad	Sialkot	Faisal- abad	Jhang	Multan	Muzaffar- garh	D.G. Khan
PULSE GRAM	KG.	85.00	95.00	90.00	66.00	87.50	87.50	85.00
GRAM WHOLE BLACK AV.QLTY.	KG.	80.00	90.00	75.00	60.00	85.83	82.50	80.00
GRAM WHOLE YELLOW AV.QLTY	KG.	100.00	110.00	110.00	80.00	100.83	105.00	100.00
BEANS (LAL LOBIA)	KG.	120.00	175.00	140.00	110.00	160.00	170.00	180.00
POTATOES	KG	19.00	20.00	22.50	22.50	20.00	19.00	22.50
ONION	KG	60.00	50.00	52.50	37.50	42.50	37.50	40.00
TURNIP	KG	0.00	0.00	0.00	0.00	0.00	0.00	0.00
RADISH	KG	0.00	0.00	0.00	0.00	0.00	0.00	0.00
TOMATOES	KG	60.00	60.00	48.75	45.00	41.67	42.50	40.00
CABBAGE	KG	0.00	0.00	0.00	0.00	0.00	0.00	0.00
CAULIFLOWER	KG	0.00	0.00	0.00	0.00	0.00	0.00	0.00
BRINJAL	KG	40.00	40.00	36.25	45.00	39.17	32.50	40.00
PUMPKIN	KG	20.00	40.00	15.00	22.50	25.83	27.50	30.00
BOTTLEGOURD	KG	40.00	50.00	36.25	22.50	34.17	22.50	40.00
LADY FINGER	KG	100.00	120.00	95.00	90.00	79.17	77.50	80.00
PEAS	KG	0.00	0.00	0.00	0.00	0.00	0.00	0.00
SPINACH	KG	0.00	0.00	0.00	0.00	0.00	0.00	0.00
TINDA	KG	100.00	120.00	87.50	55.00	81.67	77.50	40.00
TURAI	KG	80.00	110.00	57.50	55.00	37.50	37.50	40.00
KARAILA	KG	65.00	55.00	58.75	27.50	42.50	37.50	40.00
ARVI	KG	0.00	0.00	0.00	0.00	0.00	0.00	0.00
CHILLIES GREEN	KG	80.00	80.00	50.00	45.00	47.50	52.50	60.00
CARROT	KG	0.00	0.00	0.00	0.00	0.00	0.00	0.00
COCUMBER (KHEERA)	KG	25.00	40.00	31.25	27.50	33.33	37.50	40.00
LEMON	250GM	50.00	50.00	30.00	60.00	48.33	47.50	60.00
SUGAR REFINED	KG.	60.00	60.00	59.50	58.00	58.00	58.00	59.00
GUR AV.QLTY	KG.	80.00	90.00	75.00	80.00	78.33	77.50	70.00
HONEY LANGANESE 500 GM.	BOTTLE	780.00	692.00	820.00	840.00	850.00	850.00	925.00
MILO 200 GM.	BOTTLE	186.66	222.00	225.00	166.66	200.00	200.00	250.00
CUSTARD POWDER RAFHAN 300 GM.	PKT	75.00	75.00	75.00	75.00	75.00	75.00	75.00
TOFFEE (HILAL)	EACH	1.00	1.00	2.00	2.00	1.00	1.00	1.00
CHOWKELATE CANDY (SMALL SIZE)	EACH	5.00	5.00	5.00	5.00	5.00	5.00	5.00
SWEETMEAT (MIXED)	KG	280.00	250.00	255.00	270.00	291.67	280.00	290.00
ICE CREAM WALLS	CUP.	40.00	40.00	40.00	40.00	40.00	40.00	40.00
ICE	KG	5.00	10.00	10.00	4.00	4.00	3.50	6.00
JAM AHMED/MITCHELLES	BOTTLE	130.00	125.00	130.00	130.00	130.00	130.00	140.00
SQUASH-MITCHELLES	BOTTLE	145.00	135.00	155.00	140.00	160.00	160.00	160.00
ROOH AFZA	BOTTLE	150.00	150.00	160.00	150.00	150.00	150.00	150.00
JAM-E-SHIREEN	BOTTLE	155.00	150.00	155.00	150.00	160.00	160.00	160.00
SAUNF	50 GM	20.00	17.50	17.50	15.00	16.67	19.00	13.50
CINAMON LOOSE AV. QLTY	50 GM.	30.00	20.00	25.00	25.00	20.33	25.00	20.00
CUMINSEED WHITE NATIONAL	50 GM.	52.00	52.00	54.00	55.00	52.00	52.00	52.00
PEPPER BLACK NATIONAL	50 GM.	96.00	96.00	96.00	96.00	96.00	96.00	96.00
CLOVES LOOSE AV.QLTY	50 GM.	100.00	95.00	98.25	80.00	82.50	92.50	80.00
CARDAMOM LARGE LOOSE AV.QLTY	50 GM.	180.00	110.00	102.50	170.00	179.17	177.50	160.00
CARDAMOM SMALL AV.QLTY	50 GM.	100.00	100.00	77.50	100.00	82.50	92.50	70.00
SALT-POWDERED (LAHORI) LOOSE	KG.	10.00	10.00	9.00	8.00	9.00	9.00	10.00
SALT POWDERED (NATIONAL/SHAN)	PKT	25.00	25.00	25.00	25.00	25.00	25.00	25.00
CHILLIES POWD.NATIONAL 200GM	PKT	105.00	105.00	105.00	105.00	105.00	105.00	105.00
CHILLIES POWDER LOOS	KG.	260.00	260.00	270.00	270.00	255.00	255.00	240.00
CORRIANDER SEED POWD.NATIONAL	PKT	88.00	78.00	104.00	95.00	88.00	88.00	78.00
CORRIANDER SEED (LOOSE)	KG.	260.00	270.00	290.00	280.00	270.00	270.00	240.00
TURMERIC POWD.NATIONAL 50GM	PKT.	35.00	35.00	35.00	35.00	35.00	35.00	35.00
CURRY POWD. NATIONAL 200 GM	PKT.	87.00	87.00	87.00	87.00	87.00	87.00	87.00
TOMATO KETCHUP AHMED/MITCHL	BOTTLE	100.00	85.00	90.00	90.00	95.00	95.00	80.00
PICKLES AHMED/MITCHELLES	BOTTLE	95.00	100.00	120.00	105.00	110.00	110.00	95.00
VINEGAR SYNTHETIC (SIRKA)	BOTTLE	70.00	80.00	95.00	85.00	82.00	85.00	80.00
GARLIC	KG	130.00	160.00	170.00	150.00	150.00	155.00	140.00
GINGER	KG	160.00	200.00	167.50	180.00	160.00	155.00	200.00
TAPAL DANEDAR TEA 200GM PACKET	PKT	136.84	129.47	129.47	136.84	136.84	136.84	136.84
TEA LIPTON YELLOW LABEL 200GM.	PKT.	149.47	149.47	149.47	149.47	149.47	149.47	149.47
TEA LOOSE KENYA AV.QLTY 250GM.	PKT.	130.00	145.00	145.75	140.00	115.83	125.00	122.50

Contd.

7.11 Intercity Consumer Prices May, 2015

Description	Unit	Wazir- abad	Sialkot	Faisal- abad	Jhang	Multan	Muzaffar- garh	D.G. Khan
COFFEE-NESCAFE 75 GM. **	BOTTLE	340.00	295.00	360.00	340.00	320.00	320.00	350.00
COLD DRINK (STANDARD SIZ)	BOTTLE	20.00	20.00	25.00	25.00	20.00	20.00	25.00
FRUIT JUICE TETRA PACK	PKT.	25.00	15.00	20.00	20.00	18.00	18.00	15.00
MINERAL WATER NESTLE 1.5 LTR	BOTTLE	45.00	47.50	45.00	50.00	47.00	47.00	50.00
CIGARETTES K-2 10'S **	PKT	45.00	50.00	45.00	50.00	43.00	43.00	43.00
CIGARETTES CAPSTAN 10'S **	PKT	55.00	50.00	50.00	50.00	47.00	47.00	47.00
CIGARETTES GOLD LEAF 20'S	PKT	110.00	100.00	100.00	100.00	96.00	96.00	96.00
CIGARETTES MORVEN GOLD 20'S	PKT	50.00	50.00	50.00	50.00	47.00	47.00	47.00
BETEL LEAVES	50GM.	60.00	70.00	60.00	70.00	50.00	55.00	60.00
BETEL NUTS	KG.	280.00	400.00	360.00	395.00	275.00	275.00	250.00
LONG CLOTH 57" GUL AHMED/AL-KARAM	METER	172.50	135.00	237.50	350.00	250.00	250.00	250.00
SHIRTING AV.QLTY.	METER	150.00	175.00	125.00	300.00	210.00	190.00	210.00
PANT CLOTH W & WEAR AV.QLTY	METER	312.50	215.00	475.00	400.00	342.50	342.50	325.00
LAWN PRINTED GUL AHMED/AL-KARAM	METER	197.50	177.50	240.00	360.00	360.00	270.00	312.50
GEORGETTE AV.QLTY	METER	150.00	130.00	160.00	350.00	108.00	115.00	125.00
LINEN AV.QLTY ***	METER	100.00	140.00	140.00	250.00	250.00	225.00	137.50
HEAVY WT SUITING LAWERNCPUR AVG QLTY	METER	1050.00	925.00	1375.00	1700.00	1200.00	1200.00	1700.00
HEAVY WT SUITING LAWERNCPUR SUP QLTY	METER	2350.00	950.00	1525.00	2000.00	1950.00	1950.00	1950.00
TROPICAL SUITING LAW.PUR	METER	925.00	800.00	1100.00	1700.00	1200.00	1200.00	1100.00
PANT BOY 24"/26" LENGTH.	EACH	700.00	380.00	400.00	550.00	380.00	365.00	550.00
SHIRT BOY 24"/26" LENGTH	EACH	425.00	355.00	277.50	450.00	310.00	290.00	500.00
SCHOOL UNI. PANT,SHIRT BOYS	SUIT	1000.00	625.00	475.00	700.00	573.33	525.00	650.00
SCHOOL UNI. KAMEEZ,SHAL.BOYS	SUIT	1000.00	625.00	475.00	750.00	518.00	675.00	750.00
SCHOOL UNI. KAMEEZ,SHAL.GIRL	SUIT	900.00	575.00	562.50	700.00	516.67	675.00	750.00
FROCK W/WEAR GIRLS	EACH	875.00	625.00	675.00	1200.00	1433.33	1900.00	900.00
AWAMI-SUIT W & W(BOY) 24"/26	SUIT	1050.00	825.00	556.25	1200.00	775.00	775.00	1100.00
AWAMI-SUIT W&W (GENTS)AV.QLTY	SUIT	1050.00	1000.00	837.50	1350.00	985.00	1350.00	1600.00
PULLOVER GENTS OXFORD/BON.	EACH	3050.00	3000.00	3100.00	3280.00	3250.00	2800.00	2600.00
PULLOVER LADIES OXFORD/BON.	EACH	2850.00	3000.00	2500.00	2300.00	2990.00	2600.00	2500.00
PULLOVER (GENTS) OTHERS A.QLTY	EACH	550.00	650.00	687.50	700.00	1012.50	975.00	500.00
SECOND-HAND COAT FOR MEN	EACH	475.00	500.00	425.00	600.00	425.00	375.00	200.00
SECONDHAND SWEETER FOR MEN DUP QLTY	EACH	525.00	300.00	225.00	200.00	237.50	135.00	50.00
SECONDHAND WINTER JACKET	EACH	575.00	350.00	425.00	600.00	315.00	225.00	150.00
UNDERWEAR AV.QLTY MEDIUM SIZE	EACH	150.00	100.00	75.00	125.00	153.33	145.00	135.00
VEST FOR MEN AV.QLTY.	EACH	105.00	112.50	110.00	130.00	140.00	155.00	110.00
VEST/SHAMEEZ (WOMEN) AVG. QLTY	EACH	130.00	125.00	112.50	240.00	158.00	135.00	155.00
SOCKS NYLON (PAKISTANI)	PAIR	90.00	65.00	65.00	75.00	92.50	82.50	90.00
BRASSIER AV.QLTY.	EACH	127.50	175.00	112.50	220.00	149.17	95.00	135.00
BRASSIER SUP QLTY	EACH	270.00	462.50	340.00	595.00	336.67	210.00	350.00
DOPATTA GEORGETTE AV.QLTY.	EACH	235.00	275.00	231.25	400.00	226.67	250.00	250.00
DOPATTA COTTON AV GLTY	EACH	180.00	225.00	171.25	220.00	210.00	230.00	250.00
CHADDAR (W/WEAR) (2x2.5 MTR)	EACH	312.50	275.00	331.25	500.00	375.00	475.00	450.00
LUNGI/DHOTI(COTTON) AVG. QLTY	EACH	250.00	195.00	262.50	350.00	228.33	265.00	325.00
HANDKERCHIEF AVG. QLTY PAK	EACH	40.00	35.00	35.00	55.00	40.00	42.50	50.00
HANDKERCHIEF SUP. QLTY PAK	EACH	60.00	50.00	55.00	80.00	52.50	57.50	72.50
GLOVES AV QLTY	PAIR	70.00	85.00	77.50	120.00	96.67	110.00	160.00
AZARBAND COTTON AVG. QLTY	EACH	25.00	10.00	13.50	15.00	13.00	13.50	20.00
SEWING THREAD/REEL(ASLI PARI)	EACH	6.00	5.00	5.50	7.00	7.00	10.00	5.00
WASHING CHARGES PAINT & SHIRT	SUIT	150.00	150.00	65.00	100.00	115.00	105.00	70.00
DRY CLEANING SUIT COAT PANT	SUIT	400.00	400.00	307.50	300.00	283.00	262.50	250.00
WASHING CH. (KAMIZ-SHALWAR)	PAIR	90.00	100.00	65.00	77.50	77.00	80.00	60.00
TAILORING SHIRT	EACH	375.00	325.00	300.00	350.00	360.00	300.00	325.00
TAILORING CHARGES PANT (MEN)	EACH	600.00	625.00	450.00	600.00	470.00	475.00	750.00
TAILORING COAT-PANT SUIT	SUIT	3200.00	3250.00	3750.00	3600.00	3450.00	3350.00	3250.00
TAILORING AWAMI-SUIT (MALE)	SUIT	500.00	475.00	550.00	500.00	575.00	475.00	550.00
TAILORING SUIT FEMALE	SUIT	400.00	500.00	375.00	500.00	335.00	350.00	500.00
GENTS SHOES PAUL BATA	PAIR	1199.00	1199.00	1199.00	1199.00	1199.00	1199.00	1199.00
GENTS SANDAL BATA	PAIR	699.00	699.00	699.00	699.00	699.00	699.00	699.00
GENTS SPOUNG CHAPPAL BATA	PAIR	179.00	179.00	179.00	179.00	179.00	179.00	179.00
LADIES SANDAL BATA	PAIR	499.00	499.00	499.00	499.00	499.00	499.00	499.00
LADIES SPOUNG CHAPPAL BATA	PAIR	179.00	179.00	179.00	179.00	179.00	179.00	179.00
CHILD SHOE POWER LITE BATA	PAIR	599.00	599.00	599.00	599.00	599.00	599.00	599.00

Contd.

7.11 Intercity Consumer Prices May, 2015

Description	Unit	Wazir- abad	Sialkot	Faisal- abad	Jhang	Multan	Muzaffar- garh	D.G. Khan
GENTS SHOE, ART 1109 SERVICE	PAIR	999.00	999.00	999.00	999.00	999.00	999.00	999.00
NYLON JOGGER 27 SIZE 2-5 ***	PAIR	1299.00	1299.00	1299.00	1299.00	1299.00	1299.00	1299.00
CHINA FOOT WEAR AV. QLTY (MALE) *	PAIR	650.00	475.00	525.00	900.00	516.67	525.00	450.00
CHINA FOOT WEAR AV. QLTY (FEMALE) *	PAIR	500.00	325.00	325.00	800.00	325.00	325.00	325.00
CHINA FOOT WEAR AV. QLTY (CHILDREN) *	PAIR	400.00	325.00	250.00	500.00	275.00	225.00	275.00
SHOE REPAIR HALF SOLE	PAIR	120.00	60.00	130.00	125.00	126.67	72.50	75.00
SHOES POLISH CHARGES AVERAGE SHOP	PAIR	15.00	10.00	17.50	20.00	17.50	17.50	20.00
HOUSE RENT (combined)	MONTH	3103.00	5803.00	5480.00	4260.00	6342.00	4492.00	3814.00
rent 2	pm	3103.00	5803.00	5480.00	4260.00	6342.00	4492.00	3814.00
RENT3	PM	3103.00	5803.00	5480.00	4260.00	6342.00	4492.00	3814.00
RENT4	PM	3103.00	5803.00	5480.00	4260.00	6342.00	4492.00	3814.00
RENT5	PM	3103.00	5803.00	5480.00	4260.00	6342.00	4492.00	3814.00
RENT6	PM	3103.00	5803.00	5480.00	4260.00	6342.00	4492.00	3814.00
SYNTHETIC ENEMAL ROBIALAC BALTI 3.64 LTR.	EACH	1700.00	2093.00	1840.00	1900.00	2174.00	2174.00	1672.00
SYNTHETIC ENEMAL ICI BALTI 3.64 LTR.	EACH	2138.00	2080.00	1860.00	1900.00	2166.00	2166.00	1749.00
CEMENT (LOCAL) SPECIFY BRAND NAME	BAG	500.00	510.00	507.00	520.00	500.00	500.00	500.00
BRICKS (NEW) IST CLASS	P/1000	8000.00	9000.00	6500.00	6000.00	5600.00	5000.00	4800.00
CEMENT BLOCKS (6"x8"x12")	P/100	0.00	0.00	0.00	0.00	0.00	0.00	0.00
BAJREE	100CFT	5000.00	5400.00	5000.00	3600.00	5500.00	3500.00	2600.00
SAND (BLACK PIT SAND)	K100CFT	2000.00	3000.00	2750.00	2300.00	2000.00	1600.00	1800.00
TIMBER SHESHAM LOG IST QUALITY	cbmt.	52111.00	39500.00	63558.00	42377.00	77680.00	56500.00	52900.00
IRON BAR (M.S. BAR) 1/2"	P/TON	72000.00	72000.00	74000.00	72000.00	73750.00	71500.00	73000.00
CARPENTER WAGE RATE	P/DAY	700.00	725.00	600.00	800.00	800.00	725.00	800.00
MASON (RAJ) WAGE RATE	P/DAY	800.00	950.00	800.00	800.00	775.00	700.00	800.00
UNSKILLED LABOUR WAGE RATE	P/DAY	450.00	500.00	475.00	400.00	450.00	400.00	400.00
PLUMBER WAGE RSTE	P/DAY	700.00	0.00	625.00	800.00	800.00	700.00	800.00
ELECTICIAN WAGE RATE PER DAY **	P/DAY	700.00	0.00	0.00	800.00	0.00	0.00	0.00
ELECTICIAN WAGE RATE PER POINT **	P/PNT	150.00	127.50	115.00	85.00	95.00	80.00	70.00
WATER CHARGES PER HOUSE	P/MONTH	70.00	100.00	128.75	60.00	100.00	0.00	75.00
ELECT.CHARGES UPTO 50 UNITS	P/UNIT	2.00	2.00	2.00	2.00	2.00	2.00	2.00
ELECT.CHARGES 01 - 100 UNIT	P/UNIT	5.79	5.79	5.79	5.79	5.79	5.79	5.79
ELECT.CHARGES 101 - 300 UNIT	P/UNIT	9.90	9.90	9.90	9.90	9.90	9.90	9.90
ELECT.CHARGES 301 - 1000 UNIT	P/UNIT	15.63	15.63	15.63	15.63	15.63	15.63	15.63
ELECT.CHARGES ABOVE 1000 UNIT	P/UNIT	17.71	17.71	17.71	17.71	17.71	17.71	17.71
ELEC	PM	10.21	10.21	10.21	10.21	10.21	10.21	10.21
GAS CHRGR upto 3.3719 MMBUT	MMBTU	124.18	124.18	124.18	124.18	124.18	124.18	124.18
GAS CHRGR 3.3719 - 6.7438 MMBUT	MMBTU	248.37	248.37	248.37	248.37	248.37	248.37	248.37
GAS CHRGR 6.7438 - 10.1157 MMBUT	MMBTU	248.37	248.37	248.37	248.37	248.37	248.37	248.37
GAS CHRGR10.1157 - 13.4876 MMBUT	MMBTU	620.91	620.91	620.91	620.91	620.91	620.91	620.91
GAS	PM	620.91	620.91	620.91	620.91	620.91	620.91	620.91
GAS	PM	372.55	372.55	372.55	372.55	372.55	372.55	372.55
KEROSENE OIL	LTR	80.00	90.00	76.90	90.00	80.00	80.00	80.00
FIREWOOD WHOLE	40 KG.	600.00	675.00	600.00	550.00	555.00	525.00	500.00
CHAIR SHESHAM WOOD WITH ARMS **	EACH	2200.00	1850.00	1450.00	2000.00	1770.00	1550.00	1500.00
CHAIR PLASTIC (CHAIRMAN) AVERAGE QUALITY	EACH	500.00	550.00	725.00	725.00	675.00	650.00	575.00
TABLE SHESHAM WOOD (4X2X5") ***	EACH	10250.00	6500.00	4750.00	3500.00	4800.00	4500.00	3000.00
SOFASET WOODEN WITH FOAM SEAT **	SET	20000.00	12500.00	17500.00	18000.00	13875.00	12250.00	16000.00
COT IRON (WITH NIWAR)AV.QLTY.	EACH	1700.00	1750.00	2250.00	2200.00	1850.00	1750.00	1700.00
ALMIRAH (STEEL) 6'X3' 20 GUAGE	EACH	9000.00	8450.00	9750.00	8000.00	7000.00	7000.00	9000.00
DINNING TABLE 6 CHAIRS A.QLTY	SET	24000.00	13100.00	17500.00	25000.00	19250.00	17500.00	21000.00
SINGLE BED WITHOUT FOAM MED.	EACH	9000.00	5500.00	4750.00	8000.00	6125.00	4900.00	4750.00
MATRESS SINGLE(4"THICK)	EACH	5200.00	3900.00	4970.00	5240.00	5200.00	5200.00	5500.00
FARSHI DARI 12'X9' AV.QLTY	EACH	925.00	975.00	1125.00	2500.00	1200.00	1300.00	1000.00
DARI COTTON (6'x2 1/2') AV.QL	EACH	450.00	400.00	512.50	475.00	450.00	600.00	400.00
CARPET PLAIN AV. QLTY	SQFT.	41.00	35.00	57.50	35.00	31.83	30.00	25.00
QUILT (LIHAF) 3 KG. COTTON	EACH	1050.00	775.00	1000.00	1200.00	956.25	725.00	500.00
BLANKET (90" x 54")	EACH	2500.00	2450.00	4750.00	4200.00	3750.00	3750.00	2500.00
BEDSHEET SINGLE BED SUP.QLTY	EACH	375.00	360.00	825.00	700.00	633.33	525.00	650.00
BED SHEET DOUBLE WITH TWO PILLOW COVERS SUP QLTY	SET	800.00	1100.00	1625.00	1200.00	1258.33	1150.00	1100.00
TOWEL(3'x2') AV. QALTY	EACH	175.00	105.00	180.00	250.00	242.00	235.00	200.00
CEILING FAN 48" SUPER QLTY **	EACH	2400.00	2400.00	2895.00	2850.00	3495.00	3095.00	3095.00
PEDESTAL FAN 22" SUPER QLTY	EACH	3500.00	3300.00	4500.00	4500.00	5550.00	4750.00	4600.00

Contd.

7.11 Intercity Consumer Prices May, 2015

Description	Unit	Wazir- abad	Sialkot	Faisal- abad	Jhang	Multan	Muzaffar- garh	D.G. Khan
REFG. DAWLENCE 10 CFT. D.DOOR	EACH	29500.00	36200.00	29400.00	29800.00	30300.00	30300.00	31500.00
D-FREEZER WAVES 8 CFT.	EACH	29200.00	29400.00	28500.00	32000.00	30400.00	30400.00	31000.00
AIRCONDITIONER 1.5 TON PEL	EACH	40000.00	44000.00	41000.00	41500.00	40000.00	40000.00	42000.00
SPLIT AIR CONDITIONER 1.5 TON (SPECIFY BRAND NAME)	EACH	46000.00	41000.00	44000.00	48400.00	48400.00	48400.00	49500.00
AIRCOOLER SUPER ASIA	EACH	11500.00	10000.00	12000.00	13500.00	13000.00	13000.00	14500.00
WASHING MACHINE SINGER	EACH	15600.00	15600.00	16400.00	15450.00	15600.00	15600.00	15650.00
SEWING MACHINE(SINGER)	EACH	5860.00	5895.00	6095.00	6495.00	5995.00	6420.00	6695.00
GIZER LARGE SIZE 30 GALLON CAPACITY SUP QLTY	EACH	19400.00	13750.00	19500.00	22500.00	22400.00	22400.00	21400.00
GAS BURNER DOUBLE SPFY.BRAND	EACH	1350.00	1250.00	1550.00	2000.00	1475.00	1550.00	1300.00
ELECT. IRON PHILIPS MDL.1120	EACH	2200.00	1450.00	1780.00	1500.00	2200.00	1600.00	2100.00
ELECTRIC JUICER FOR APPLE	EACH	4200.00	6000.00	5750.00	7875.00	8400.00	8200.00	4000.00
S.STEEL DEGHCHI MEDIUM SIZE ***	EACH	650.00	430.00	575.00	400.00	767.50	400.00	350.00
ALUMINIUM COOKING PAN (DEGCHI) MED SIZE	EACH	480.00	460.00	475.00	550.00	296.25	285.00	350.00
NON STICK COOKING PAN (DEGCHI) SUP. QLTY	EACH	1500.00	675.00	1100.00	800.00	765.71	650.00	800.00
FRYING PAN STEEL AVG. QLTY MED. SIZE	EACH	500.00	310.00	325.00	400.00	295.00	195.00	375.00
TAWA IORN (MEDIUM SIZE) AVG. QLTY	EACH	275.00	275.00	225.00	275.00	192.50	190.00	200.00
S.STEEL PLATE A.QLTY.(M.SIZE)	EACH	82.50	67.50	57.50	80.00	75.00	55.00	60.00
TABLE SPOON S.STEEL SUP.QLTY.	DOZEN	350.00	305.00	375.00	350.00	275.83	245.00	350.00
WATER SET JUG+6 GLASSES (OMROC)	SET	350.00	737.50	725.00	450.00	450.00	475.00	400.00
TEA SET PAK. CHINAWARE 21 PCS.	SET	1600.00	1025.00	1500.00	2000.00	1637.50	1875.00	2000.00
DINNER SET PLASTIC 72 PIECES SUPERIOR QLTY	SET	5500.00	2750.00	8250.00	4500.00	4675.00	4750.00	6000.00
HOTPOT SET PLASTIC 3 PCS.	SET	825.00	825.00	1212.50	1350.00	1275.00	1050.00	1600.00
BUCKET(BALTI) PLASTIC MED.SIZ	EACH	250.00	205.00	325.00	300.00	290.00	255.00	350.00
LOTA PLASTIC (MED SIZE) AVERAGE QUALITY	EACH	40.00	40.00	40.00	50.00	49.17	55.00	60.00
PRESURE COOKER 4 LTR.	EACH	1750.00	912.50	1250.00	1620.00	1650.00	1650.00	1450.00
WATER COOLER 9/10 LTR.PLASTIC ***	EACH	612.50	400.00	675.00	900.00	513.00	525.00	600.00
THERMOS STARVAC 1 LTR	EACH	500.00	600.00	431.25	450.00	425.00	425.00	500.00
BULB PHILIPS 100-WATTS	EACH	30.00	25.00	25.00	30.00	30.00	30.00	30.00
TUBE LIGHT PHILIPS 40 WATTS	EACH	100.00	95.00	97.50	95.00	100.00	100.00	95.00
ELECTRIC BLUBS "0" WATTE LOCAL	EACH	18.00	20.00	20.00	20.00	20.00	20.00	20.00
ELECTRIC BLUB ENERGY SAVER 14 WATTS	EACH	160.00	155.00	162.50	140.00	165.00	165.00	165.00
WASHING SOAP 250 GMS SPECIFY BRAND NAME	EACH	38.00	20.00	25.00	20.00	22.00	20.00	25.00
SURF EXCEL 400 GMS POLY BAG	EACH	110.00	125.00	125.00	125.00	110.00	110.00	110.00
WASHING POWDER 1000 GRM	EACH	185.00	185.00	185.00	185.00	185.00	185.00	185.00
WASHING POWDER (WHEEL/ BONUS) 100 GRAMS	EACH	85.00	95.00	95.00	90.00	90.00	90.00	95.00
CLEANSER POWDER VIM 1000 GM	PKT.	77.78	70.00	72.22	72.22	77.78	77.78	72.22
FINIS 500 ML	BOTTLE	193.75	193.75	185.00	185.00	185.00	185.00	195.00
PHNYLE TYPHONE/FINIS/CARRANITE 3 LITRES	BOTTLE	130.00	120.00	145.00	169.09	165.00	165.00	170.00
HARPIC	BOTTLE	145.00	135.00	135.00	135.00	145.00	145.00	145.00
BOOT POLISH CHERRY/KIWI 50ML	EACH	111.11	100.00	100.00	100.00	119.05	119.05	100.00
ROBIN BLUE (35 GRAMS)	PKT.	50.00	45.00	45.00	50.00	50.00	50.00	50.00
TISSU PAPER PERFUMED 100 PCS.	PKT	95.00	90.00	95.00	95.00	105.00	105.00	105.00
TOILET PAPER ROLL (R.PETEL)	P/ROLL	38.00	38.00	38.00	38.00	40.00	40.00	38.00
BOOT POLISH LIQUID CHEERY BLOSSOM KIWI 75 ML	BOTTLE	150.00	125.00	140.00	145.00	150.00	150.00	150.00
MATCH BOX SMALL	EACH	1.00	2.00	2.00	2.00	2.00	2.00	2.00
DRY CELL 1.5 VOLT(LOCAL)	EACH	19.00	15.00	25.00	25.00	25.00	25.00	25.00
HAND STITCHING NEEDLE M.SIZE	PACKET	5.00	10.00	9.00	10.00	10.00	10.00	7.00
SEWING MACHINE NEEDLE (SINGER)	EACH	6.00	8.00	7.00	6.00	8.60	8.60	5.00
HOUSEHOLD SERVANT FEMALE P/T	P/MNTH	1500.00	1050.00	2250.00	2200.00	1500.00	1200.00	1350.00
MARRIAGE HALL WITH FURNITURE	P/HEAD	105.00	77.50	130.00	150.00	84.17	72.50	110.00
SEPTRAN TABLETS	10TAB.	16.00	16.00	15.00	16.00	16.00	16.00	16.10
BRUFEN TABS 200-MG.	10TAB.	10.00	10.00	10.00	10.00	10.00	10.00	10.00
PANADOL TAB. EXTRA/PLAIN	10TAB.	10.00	10.00	10.00	10.00	10.00	10.00	10.00
DISPRIN TAB.	10TAB.	10.00	10.00	10.00	10.00	10.00	10.00	10.00
TRISIL TAB.	10 TAB	10.00	10.00	10.00	10.00	10.00	10.00	10.00
FLAGYL TAB. 200 MG.	10TAB.	10.00	10.00	10.00	10.00	10.00	10.00	10.00
VENTOLIN TAB. 2MG.	10TAB.	9.00	9.00	9.00	9.00	9.00	9.00	9.00
DAONIL TAB. 5 MG.	10TAB.	17.00	17.00	17.00	17.00	17.00	17.00	17.00
ENTOX TAB.	10TAB.	10.00	10.00	10.00	10.00	10.00	10.00	10.00
RENITEC TAB. 5 MG.	10TAB.	59.00	59.00	59.00	59.00	59.00	59.00	59.00
CAC. 1000 TAB	BOTTLE	122.00	122.00	122.00	122.00	122.00	122.00	122.00
AMOXIL CAPSOLE 250 MG.S	10CAP.	36.00	36.00	36.00	36.00	36.00	36.00	36.00

Contd.

7.11 Intercity Consumer Prices May, 2015

Description	Unit	Wazir- abad	Sialkot	Faisal- abad	Jhang	Multan	Muzaffar- garh	D.G. Khan
CALCIUM SYRUP SANDOZ	BOTTLE	64.00	64.00	64.00	64.00	64.00	64.00	64.00
LEDERPLEX SYRUP	BOTTLE	35.00	35.00	35.00	35.00	35.00	35.00	35.00
SANCOS SYRUP (50 ML.)	BOTTLE	30.00	30.00	30.00	30.00	30.00	30.00	30.00
PHENERGAN SYRUP 120 ML.	BOTTLE	33.00	33.00	33.00	33.00	33.00	33.00	33.00
CALPOL SYRUP 60 ML.	BOTTLE	28.00	28.00	28.00	28.00	28.00	28.00	28.00
HYDRYLLIN SYRUP 120 ML.	BOTTLE	65.00	65.00	65.00	65.00	65.00	65.00	65.00
POLYFAX EYE OINTMENT	TUBE	21.00	21.00	21.00	21.00	21.00	21.00	21.00
BETNESOL EYE DROPS	BOTTLE	33.89	33.89	33.89	33.89	33.89	33.89	33.89
EAR DROPS (CARDISPORINE) ***	BOTTLE	21.00	21.00	21.00	21.00	21.00	21.00	21.00
BETNOVATE-N OINTMENT 5 GMS	TUBE	16.00	16.00	16.00	16.00	16.00	16.00	16.00
BURNOL CREAM 30 GRM	TUBE	16.00	16.00	16.00	16.00	16.00	16.00	16.00
VICKS VAPORUB/BALM	BOTTLE	36.00	36.00	36.00	36.00	36.00	36.00	36.00
GLYCRINE SMALL BOTTLE	BOTTLE	17.00	17.50	20.00	30.00	20.00	20.00	20.00
JOUHAR JOSHANDA	PKT.	8.00	8.00	8.00	8.00	8.00	8.00	8.00
GALXOS-D (450 GRMS)	PKT.	157.50	151.88	168.75	168.75	168.75	168.75	168.75
GRUPE-WATER WOODWARDS	BOTTLE	55.00	55.00	50.00	55.00	55.00	55.00	55.00
SANIPLAST ONE PUTTY	EACH	2.00	1.40	2.00	2.00	1.40	1.40	1.40
O.R.S. (NIMCOL)	PKT.	17.00	15.00	17.00	15.00	17.00	17.00	17.00
DETTOL (MEDIUM)	BOTTLE	46.80	46.80	46.80	46.80	46.80	46.80	46.80
COTTON BANDAGE 2" - 4"	EACH	7.00	5.00	7.50	8.25	7.00	10.00	7.00
THERMOMETER CHINA	EACH	30.00	40.00	42.50	35.00	42.50	57.50	40.00
DOCTOR (MBBS) CLINIC FEE	P/PAT.	100.00	100.00	90.00	300.00	100.00	100.00	100.00
URINE TEST (DR) CHARGES	P/TEST	100.00	150.00	55.00	60.00	75.00	55.00	100.00
BLOOD TEST (CP) CHARGES	P/TEST	300.00	350.00	225.00	200.00	290.00	225.00	350.00
SUGAR TEST (RANDOM/FASTING BOTH) CHARGES	P/TEST	200.00	200.00	180.00	120.00	122.50	100.00	140.00
ECG CHARGES	P/TEST	200.00	150.00	200.00	200.00	300.00	125.00	275.00
X-RAY (CHEST) CHARGES	P/X-RAY	300.00	200.00	350.00	400.00	250.00	200.00	375.00
CAR SUZUKI 800 CC (W/O. A/C)	EACH	0.00	625000.00	652800.00	640000.00	655400.00	0.00	651800.00
CAR SUZUKI 1000 CC	EACH	0.00	1078300.00	1092800.00	1059000.00	1082800.00	0.00	1077300.00
CAR TOYOTA 1300 CC	EACH	0.00	1561500.00	1520500.00	1770500.00	1645500.00	0.00	1686000.00
CAR HONDA CIVIC	EACH	0.00	2027500.00	0.00	1700000.00	2072000.00	0.00	0.00
MOTORCYCLE HONDA CD-70.	EACH	63500.00	69900.00	64500.00	63500.00	66242.86	63500.00	63500.00
MOTORCYCLE YAMAHA 100CC.	EACH	79300.00	79300.00	79300.00	79300.00	80000.00	80000.00	79300.00
MOTOR CYCLE HERO 70 CC	EACH	42500.00	45000.00	47500.00	44500.00	47500.00	0.00	45000.00
BICYCLE WITH TYRES & TUBES	EACH	7000.00	7300.00	7600.00	8200.00	7500.00	7500.00	7750.00
TYRE CAR WITH TUBE GENERAL	EACH	3000.00	3000.00	3650.00	4300.00	2800.00	2900.00	2800.00
TYRE MOTOR CYCLE WITHOUT TUBE	EACH	1200.00	1120.00	1250.00	960.00	970.00	990.00	850.00
TYRE CYCLE SPECIFY BRAND NAME	EACH	330.00	375.00	425.00	360.00	325.00	325.00	320.00
TYRE CAR W/O TUBE	EACH	2700.00	2900.00	3600.00	4000.00	2800.00	0.00	2800.00
PETROL SUPER	LITRE	74.29	74.29	74.29	74.29	74.29	74.29	74.29
HIGH SPEED DIESEL HSD	LITRE	83.61	83.61	83.61	83.61	83.61	83.61	83.61
CNG	K.G.	71.50	71.50	71.50	0.00	71.50	71.50	0.00
GAS CYLINDER STAND. SIZE	EACH	1210.00	990.00	975.00	1000.00	990.00	1000.00	1050.00
MOTOR CYCLE SERVICE CHARGES	EACH	280.00	175.00	225.00	270.00	230.00	240.00	200.00
CAR SERVICE CHARGES	EACH	250.00	400.00	300.00	300.00	275.00	225.00	225.00
TYRE PUNCTURE CHARGES	EACH	50.00	100.00	70.00	50.00	70.00	65.00	30.00
CYCLE OVERHAULING CHARGES	EACH	200.00	350.00	275.00	400.00	281.00	290.00	275.00
CAR TAX FOR 800CC TO 1300CC	YEARLY	2650.00	2650.00	2650.00	2650.00	2650.00	2650.00	2650.00
TRAIN FARE ECO. 1-100 KM.	P/KM.	0.68	0.68	0.68	0.68	0.68	0.68	0.68
TRAIN FARE ECO. 101-500 KM.	P/KM.	0.98	0.98	0.98	0.98	0.98	0.98	0.98
TRAIN FARE ECO. > 500 KM.	P/KM.	0.89	0.89	0.89	0.89	0.89	0.89	0.89
TRAIN FARE IST SLP. 1-100KM	P/KM.	2.10	2.10	2.10	2.10	2.10	2.10	2.10
TRAIN FARE IST SLP.101-500 KM	P/KM.	2.59	2.59	2.59	2.59	2.59	2.59	2.59
TRAIN FARE IST SLP. > 500 KM	P/KM.	1.99	1.99	1.99	1.99	1.99	1.99	1.99
TRAIN FARE A/C SLP. 1-100KM.	P/KM	5.76	5.76	5.76	5.76	5.76	5.76	5.76
TRAIN FARE A/C SLP.101-500KM	P/KM.	4.59	4.59	4.59	4.59	4.59	4.59	4.59
TRAIN FARE A/C SLP > 500KM.	P/KM	4.16	4.16	4.16	4.16	4.16	4.16	4.16
PLATFORM TICKET	EACH	10.00	10.00	10.00	10.00	10.00	10.00	10.00
AUTO RICKSHAW FARES	KM/MIN	50.00	60.00	65.00	50.00	30.00	30.00	70.00
FULL TONGA CHARGES	KM/MIN	60.00	60.00	75.00	80.00	49.38	50.00	56.00
TAXI 4 SEATER FARE	KM/MIN	100.00	100.00	60.00	100.00	100.00	100.00	50.00
BUS FARE MIN (WITHIN CITY)	TICKET	10.00	0.00	15.00	0.00	11.00	0.00	0.00

Contd.

7.11 Intercity Consumer Prices May, 2015

Description	Unit	Wazir- abad	Sialkot	Faisal- abad	Jhang	Multan	Muzaffar- garh	D.G. Khan
BUS FARE MAX (WITHIN CIT	TICKET	15.00	0.00	30.00	0.00	23.00	0.00	0.00
BUS FARE OUTSIDE CITY	P/KM.	0.93	0.93	0.93	0.93	0.93	0.93	0.93
A/C BUS FARE OUTSIDE CITY	P/KM.	1.45	1.11	1.74	1.56	1.40	1.40	1.40
MINIBUS FARE MIN.WITH IN CITY	TICKET	10.00	0.00	0.00	0.00	11.00	0.00	0.00
MINIBUS FARE MAX.WITH IN CITY	TICKET	10.00	0.00	0.00	0.00	24.00	0.00	0.00
SUZUKI FARE MIN.WITH IN CITY	TICKET	0.00	15.00	15.00	15.00	11.00	0.00	8.00
SUZUKI FARE MAXIMUM W.IN CITY	TICKET	0.00	20.00	27.50	20.00	23.00	0.00	8.00
AIR FARE ECONOMY CLASS.	P/KM.	0.00	0.00	19.26	0.00	19.26	0.00	0.00
POSTAL ENVELOPE DOMESTIC	EACH	8.00	8.00	8.00	8.00	8.00	8.00	8.00
ENVELOPE FOR SAUDI ARABIA	EACH	50.00	50.00	50.00	50.00	50.00	50.00	50.00
POSTAL REGISTRATION CHARGES	EACH	28.00	28.00	28.00	28.00	28.00	28.00	28.00
U.M.S. REG CHARGES MIN.	EACH	59.00	59.00	58.00	58.00	59.00	59.00	59.00
T.C.S. CH. MIN.WITH IN ZONE	EACH	110.00	110.00	150.00	150.00	150.00	150.00	110.00
TELEPHONE CHARGES LOCAL CALL	P/CALL	3.94	3.94	3.94	3.94	3.94	3.94	3.94
TEL CHARGES OUT SIDE CITY	P/CALL	3.94	3.94	3.94	3.94	3.94	3.94	3.94
INTERNET CHARGES	P/HOUR	20.00	25.00	22.50	50.00	20.00	22.50	20.00
MOBILE CELL CHARGES	P/UNIT	3.00	3.06	3.00	3.00	3.00	4.00	3.00
FAX CHARGES (LOCAL)	P/PAGE	30.00	10.00	12.50	30.00	10.00	15.00	15.00
TELEPHONE SET AV. QLTY	EACH	475.00	300.00	475.00	900.00	775.00	475.00	900.00
MOBILE SET NOKIA/SONY/ERICSON/SAMSUNG WITHOUT CAMERA	EACH	4250.00	2600.00	2200.00	2975.00	3250.00	3250.00	2600.00
T.V. 20" COLORED WEGA H-A21.	EACH	18500.00	20000.00	24500.00	16500.00	23500.00	23500.00	23500.00
T.V 20" COLOR CHINA/KORIA)	EACH	7000.00	13500.00	16350.00	11900.00	14500.00	15000.00	14900.00
V.C.P. PANASONIC/LG/NAT	EACH	0.00	5450.00	5750.00	0.00	5000.00	0.00	5000.00
DVD/VCD PLAYER PANASONIC/LG	EACH	4100.00	4500.00	4000.00	4000.00	4420.00	4200.00	4000.00
RADIO WITH C.PLAYER NATIONAL	EACH	2500.00	2250.00	2175.00	1650.00	3333.33	0.00	3000.00
PERSONNEL COMPUTER (BRANDED)	EACH	37500.00	35000.00	38820.00	45000.00	48200.00	48200.00	35000.00
VID. CASSETTE BLK. TDK/SONY	EACH	0.00	100.00	150.00	0.00	180.00	170.00	150.00
COM. C.D. (TDK/IMATION)	EACH	35.00	42.50	67.50	40.00	60.00	60.00	60.00
TAPE RECORDER CASSETTE BLANK	EACH	35.00	30.00	65.00	60.00	50.00	42.50	40.00
VIDEO GAME SEGA 16 BYTE	EACH	0.00	1250.00	1500.00	1150.00	1300.00	0.00	1600.00
CINEMA A/C. HIGH CLASS	TICKET	0.00	40.00	150.00	0.00	150.00	0.00	0.00
CINEMA NON-A/C HIGH CLASS	TICKET	0.00	40.00	100.00	50.00	80.00	40.00	35.00
CABLE CHARGES	PER MONT	300.00	250.00	300.00	300.00	300.00	275.00	350.00
TV.LICENCE FEE DOMESTIC	YEARLY	420.00	420.00	420.00	420.00	420.00	420.00	420.00
ENGLISH BOOK CLASS V1	EACH	78.00	78.00	78.00	78.00	78.00	78.00	78.00
ENGLISH BOOK CLASS IX OR X	EACH	130.00	130.00	130.00	130.00	130.00	130.00	130.00
ENG. BOOK IST.YR COMPLETE SET	EACH	84.00	84.00	84.00	84.00	84.00	84.00	84.00
ENGLISH BOOK BA/B.SC	EACH	178.00	178.00	178.00	178.00	178.00	178.00	178.00
URDU BOOK CLASS V (T.B.BORD)	EACH	71.00	71.00	71.00	71.00	71.00	71.00	71.00
URDU BOOK CLASS IX/X(T.B.B)	EACH	137.00	137.00	137.00	137.00	137.00	137.00	137.00
URDU BOOK IST.YEAR/INTER	EACH	53.00	53.00	53.00	53.00	53.00	53.00	53.00
URDU BOOK BA/B.SC	EACH	140.00	140.00	140.00	140.00	140.00	140.00	140.00
MATHS BOOK CALSS V (T.B.B)	EACH	84.00	84.00	84.00	84.00	84.00	84.00	84.00
MATHS BOOK CLASS IX OR X	EACH	270.00	270.00	270.00	270.00	270.00	270.00	270.00
MATHS BOOK IST.YEAR (T.B.B)	EACH	156.00	156.00	156.00	156.00	156.00	156.00	156.00
PAKISTAN STUDIES BOOK BA/B.SC	EACH	125.00	125.00	125.00	125.00	125.00	125.00	125.00
DAILY "DAWN"	P/COPY	19.00	19.00	19.00	19.00	19.00	19.00	19.00
DAILY "JANG"	P/COPY	12.00	12.00	12.00	12.00	12.00	12.00	12.00
DAILY "NAWA-E-WAQT"	P/COPY	12.00	12.00	12.00	12.00	12.00	12.00	12.00
WEEKLY "AKHBAR-E-JAHAN"	P/COPY	55.00	55.00	55.00	55.00	55.00	55.00	55.00
WEEKLY "MAG"	P/COPY	45.00	45.00	45.00	45.00	45.00	45.00	45.00
MONTHLY "NAUNEHAL DIGEST"	P/COPY	35.00	35.00	35.00	35.00	35.00	35.00	35.00
PAPER FOOLSCAPE (27"x17")	QUIRE	30.00	30.00	45.00	55.00	37.50	32.50	27.50
EXERCISE.BOOK LINED 80/100 PGS	EACH	40.00	80.00	57.50	60.00	32.50	27.50	27.50
PENCIL.GOLDFISH/DEER	EACH	7.00	7.00	6.00	6.00	6.50	6.00	6.00
PEN INK DOLLOR 57 ML BOTTLE	EACH	20.00	25.00	20.00	20.00	20.00	20.00	20.00
PHOTOSTATE PAPER 70 GM	PRT	360.00	275.00	345.00	330.00	267.50	330.00	360.00
BALL PEN (local)	EACH	5.00	5.00	5.00	6.00	5.50	6.00	6.00
FOUNTAIN PEN HERO/WINGS/CHINA	EACH	40.00	40.00	50.00	50.00	45.00	45.00	35.00

Contd.

7.11 Intercity Consumer Prices May, 2015

Description	Unit	Wazir- abad	Sialkot	Faisal- abad	Jhang	Multan	Muzaffar- garh	D.G. Khan
PRIVATE SCHOOL FEE ENGLISH MEDIUM AVERAGE STANDARD (CLASS I)	P/MONTH	1100.00	900.00	1800.00	1400.00	2016.67	766.67	1300.00
PRIVATE SCHOOL FEE ENGLISH MEDIUM AVERAGE STANDARD (CLASS V)	P/MONTH	1300.00	1000.00	2000.00	1400.00	2250.00	833.33	1350.00
PRIVATE SCHOOL FEE ENGLISH MEDIUM AVERAGE STANDARD (CLASS VI)	P/MONTH	1500.00	1000.00	2000.00	1550.00	2416.67	966.67	1400.00
PRIVATE SCHOOL FEE ENGLISH MEDIUM AVERAGE STANDARD (CLASS X)	P/MONTH	1700.00	1200.00	2200.00	1650.00	2683.33	1400.00	2250.00
PRIVATE MEDICLE COLLEGE FEE MBBS (1ST YEAR)	P/MONTH	0.00	0.00	25000.00	0.00	48750.00	0.00	0.00
PRIVATE ENGINEERING COLLEGE FEE (ISTR YEAR)	P/MONTH	0.00	0.00	3200.00	0.00	0.00	0.00	0.00
GOVT. COLLEGE FEE 1ST. YEAR	MONTH	50.00	50.00	50.00	50.00	50.00	50.00	50.00
GOVT. COLLEGE FEE 4TH. YEAR	MONTH	60.00	60.00	60.00	60.00	60.00	60.00	60.00
GOVT. UNIVERSITY FEE MSC.	MONTH	77.50	0.00	70.00	115.00	217.00	217.00	330.00
GOVT. MED. COLLEGE FEE MBBS	MONTH	873.00	0.00	1250.00	0.00	1250.00	873.00	1250.00
GOVT. ENGG. COLL. FEE I YEAR	MONTH	1558.00	0.00	3200.00	0.00	1666.67	500.00	0.00
COACHING FEE FOR CLASS IX/X	P/MONTH	500.00	550.00	1200.00	1200.00	800.00	500.00	500.00
COACHING CHARGES FOR CLASS 1ST YEAR/INTER (SCIENCE)	P/MONTH	1000.00	1900.00	1700.00	1800.00	1200.00	900.00	1500.00
COACHING CHARGES FOR CLASS 1ST YEAR/INTER (COMMERCE)	P/MONTH	1000.00	2400.00	1375.00	1800.00	1133.33	900.00	1000.00
I.T. TUITION FEES	P/MONTH	3900.00	0.00	1550.00	1000.00	1133.00	0.00	2000.00
MBA TUITION FEES	P/MONTH	2000.00	0.00	15000.00	0.00	6666.67	0.00	2000.00
BREAD TANDOORI ST. SIZE	EACH	6.00	7.00	6.00	6.00	6.00	6.00	5.00
COOKED MUTTON (AV. HOTEL)	PLATE	120.00	125.00	135.00	150.00	105.00	125.00	95.00
COOKED BEEF (AV. HOTEL)	PLATE	60.00	62.50	72.50	90.00	80.00	80.00	65.00
COOKED DAL (AV. HOTEL)	PLATE	35.00	32.50	42.50	60.00	40.00	45.00	35.00
CHICKEN BIRYANI FULL/DOUBLE	PLATE	120.00	120.00	120.00	180.00	131.67	100.00	85.00
TEA PREPARED (ORDINARY)	CUP	20.00	17.50	20.00	15.00	20.00	17.50	20.00
HAIRCUT CHARGES FOR MEN	P/CUT	60.00	60.00	62.50	55.00	58.33	47.50	50.00
BEAUTY PORL HAIR STYL CHARGE	P/STY.	300.00	187.50	212.50	120.00	225.00	190.00	175.00
SHAVING CHARGES	PER SHV	40.00	40.00	32.50	30.00	30.00	27.50	35.00
LIPSTICK S.MISS/MEDORA	EACH	110.00	90.00	110.00	110.00	120.00	120.00	110.00
NAIL POLISH S.MISS/MEDORA	EACH	60.00	52.50	105.00	115.00	100.00	100.00	55.00
PERFUME MED.SIZE MEDORA/BROACH	EACH	120.00	180.00	200.00	200.00	120.00	120.00	180.00
HAIR-OIL AMLA/CHAMBELI	BOTTLE	110.00	100.00	120.00	110.00	110.00	120.00	110.00
TOILET SOAP LUX 95 GRAMS	EACH	34.70	34.70	34.70	34.70	34.70	34.70	34.70
TOILET SOAP LIFEBOUY 140 GRM	EACH	36.00	36.00	37.00	37.00	37.00	37.00	37.00
TOILET SOAP SAFEGUARD BATH SIZE	EACH	50.00	46.00	48.00	48.00	46.00	46.00	46.00
TOOTHPASTE MACKLINES 70 GRM	EACH	50.00	50.00	50.00	50.00	50.00	50.00	50.00
TOOTHPAST MED SIZE CLGATE 70 GMS	EACH	60.67	60.67	60.67	60.67	60.67	60.67	60.67
TOOTHBRUSH SHEILD A/PLAUQUE	EACH	45.00	40.00	60.00	55.00	30.00	25.00	35.00
TOOTHPOWDER DENTONIC 90 GRM	EACH	25.00	25.00	28.00	28.00	28.00	28.00	28.00
HAIR-COLOUR BEGIN (6 GMS)	EACH	100.00	100.00	95.00	100.00	100.00	100.00	100.00
HAIR COLOUR (KALAKOLA)	BOTTLE	140.00	120.00	120.00	130.00	130.00	130.00	130.00
FACECREAM PONDS (MEDIUM)	EACH	110.00	105.00	110.00	110.00	110.00	110.00	110.00
TALC POWDER VICE ROAY,B.CAT	EACH	135.00	120.00	150.00	130.00	145.00	145.00	135.00
BLADE TREET ORDINARY 10'S	PKT.	40.00	32.50	30.00	30.00	29.67	30.00	35.00
BLADE 7-O-CLOCK STAIN. 5'S	PKT.	35.00	30.00	30.00	35.00	30.00	30.00	35.00
SHAMPOO SUNSILK/PAINTIN 100 ML	BOTTLE	110.00	110.00	110.00	110.00	110.00	110.00	110.00
BEAUTY CREAM (FAIR & LOVELY)	EACH	155.00	99.00	65.00	155.00	155.00	155.00	115.00
HAIR REMOVING CREAM (EU-CREAM)	TUBE	65.00	65.00	60.00	60.00	60.00	60.00	60.00
GEL MEDIUM SIZE	BOTTLE	60.00	65.00	95.00	60.00	100.00	100.00	130.00
DISPOSABLE RAZOR Gillet-II	EACH	40.00	40.00	37.50	45.00	35.00	35.00	37.00
SHAVING CREAM TOUCH-ME/ADM.	EACH	65.00	60.00	55.00	60.00	65.00	65.00	65.00
GOLD TEZABI 24 CT	10 GM.	39610.00	39610.00	40040.00	39438.00	39100.00	39100.00	39866.00
SILVER TEZABI 24 CT	10 GM.	575.00	670.00	583.00	583.00	566.00	566.00	557.00
ARTIFICIAL JEWELLARY SET	SET	800.00	187.50	575.00	400.00	656.25	575.00	450.00
WRIST WATCH GENTS CITIZEN (ORIGINAL) ***	EACH	2500.00	2450.00	5250.00	5000.00	2500.00	2600.00	2500.00
WRIST WATCH LADIES CITIZEN (ORIGINAL) ***	EACH	2400.00	2450.00	5250.00	5000.00	2500.00	2500.00	2500.00
WALL CLOCK QUARTZ AV.QLTY	EACH	425.00	310.00	537.50	1000.00	400.00	325.00	450.00
SUITCASE REXIN (24"x16"x6")	EACH	900.00	692.50	1150.00	900.00	775.00	725.00	1200.00
TRUNK MEDIUM SIZE ***	EACH	1500.00	1325.00	1450.00	1000.00	1191.67	1325.00	1500.00
PURSE LADIES (LEATHER) AVERAGE QUALITY	EACH	700.00	450.00	475.00	900.00	1266.67	1300.00	450.00

7.11 Intercity Consumer Prices May, 2015

Description	Unit	Vehari	Sargodha	Mianwali	Bahawal-pur	Bahawal-nagar	R.Y. Khan
WHEAT	10 KG.	325.00	300.00	340.00	321.25	295.00	315.00
WHEAT FLOUR FINE/SUPERIOR.	KG.	40.00	38.00	43.00	38.00	40.00	39.00
WHEAT FLOUR AVG. QLTY	KG.	38.25	35.00	38.00	36.00	38.00	38.00
WHEAT FLOUR BAG	10 KG.	375.00	350.00	380.00	360.00	360.00	360.00
MAIDA	KG.	47.00	50.00	50.00	45.00	50.00	50.00
SUJI	KG.	47.25	50.00	50.00	45.00	50.00	50.00
BESAN AV. QLTY.	KG.	80.00	85.00	80.00	90.00	87.50	90.00
RICE BASMATI SUP. QLTY.	KG.	118.75	95.00	120.00	135.00	97.50	130.00
RICE BASMATI 385/386	KG.	78.75	62.50	90.00	120.00	60.00	75.00
RICE BASMATI BROKEN AV.QLTY	KG.	65.00	60.00	80.00	60.00	45.00	75.00
RICE IRRI-6 (SINDH/PUNJAB)	KG.	36.25	50.00	95.00	52.50	35.00	35.00
VERMICELLI	KG.	80.00	70.00	100.00	75.00	80.00	80.00
BREAD PLAIN MEDIUM SIZE	EACH	40.00	40.00	40.00	45.00	40.00	35.00
RUSK (PAPAY)	KG.	195.00	180.00	200.00	210.00	200.00	200.00
BISCUITS-PACKED	PKT	35.00	35.00	35.00	35.00	35.00	35.00
BISCUIT-BAKERY (LOOSE)	250 GM	75.00	75.00	80.00	85.00	70.00	75.00
CORNFLAKS FAUJI 225 GM.	PKT	176.40	166.50	200.00	175.50	171.00	176.40
SAMOSA (VEGATABLE)	EACH	15.00	17.50	20.00	10.00	20.00	15.00
PASTRY AV.QLTY.	EACH	30.00	30.00	30.00	30.00	30.00	30.00
PATTIES (VEGATABLES)	EACH	15.00	30.00	30.00	20.00	25.00	25.00
NIMCO	250 GM	70.00	65.00	80.00	60.00	80.00	80.00
CHIPS	250 GM	62.50	90.00	80.00	70.00	140.00	128.00
BEEF WITH BONE AV.QLTY.	KG	250.00	275.00	280.00	265.00	260.00	250.00
MUTTON AV.QLTY.	KG	480.00	550.00	500.00	562.50	550.00	500.00
CHICKEN FARM BROILER (LIVE)	KG	205.00	160.00	125.00	150.00	160.00	172.00
FISH-RAHU MEDIUM SIZE	KG	290.00	200.00	300.00	290.00	280.00	300.00
MILK FRESH (UNBOILED)	LTR.	65.00	60.00	60.00	60.00	60.00	60.00
CURD	KG.	71.25	70.00	80.00	70.00	80.00	80.00
MILK TETRA PACK 1/2 LTR.	PKT.	60.00	60.00	60.00	60.00	60.00	60.00
LACTOGEN 400 GRAMS	PKT.	435.00	432.50	435.00	435.00	435.00	435.00
POWDER MILK NIDO 400GM.	PKT	360.00	360.00	360.00	360.00	370.00	360.00
MILK POWDER LOOSE/PACKED	KG.	472.50	525.00	450.00	475.00	550.00	500.00
BUTTER LOCAL PACKED	50 GM.	25.00	30.00	40.00	35.00	21.42	25.00
EGGS FARM	DOZ	70.00	75.00	80.00	75.00	70.00	68.00
MUSTARD OIL AV.QLTY.	KG.	160.00	162.50	180.00	145.00	160.00	160.00
COOKING OIL (DALDA)	2.5LTR	465.00	462.50	485.00	465.00	465.00	485.00
COOKING OIL (PAKWAN) OTHER BRAND SPECIFY	2.5 LTR	500.00	380.00	485.00	465.00	465.00	485.00
VEGETABLE GHEE TIN	2.5KG.	390.00	467.00	500.00	460.00	460.00	460.00
VEGETABLE GHEE (LOOSE)	KG.	175.00	131.00	115.00	140.50	134.00	140.00
DATES AV.QLTY.	KG.	190.00	145.00	160.00	190.00	215.00	160.00
PISTACHIO AV.QLTY.	50 GM.	120.00	125.00	90.00	105.00	110.00	110.00
ALMONDS WHOLE AV.QLTY.	KG.	512.50	475.00	400.00	425.00	600.00	600.00
COCONUT DRY AV.QLTY.	KG.	290.00	290.00	240.00	272.50	280.00	270.00
RAISINS AV.QLTY.	50 GM.	21.00	20.00	20.00	23.00	20.00	20.00
GROUNDNUTS (WITH SHELL)	KG.	155.00	180.00	180.00	230.00	160.00	170.00
MALTA/MOSAMBI	DOZ	0.00	0.00	0.00	0.00	0.00	0.00
KINNU	DOZ	95.00	75.00	60.00	180.00	125.00	200.00
APPLE	KG	166.25	95.00	120.00	115.00	150.00	100.00
ALOO BUKHARA	KG	240.00	0.00	0.00	335.00	400.00	0.00
POMEGRANATE (ANNAR)	KG	0.00	0.00	0.00	0.00	0.00	0.00
GRAPES	KG	0.00	0.00	0.00	0.00	0.00	0.00
BANANAS	DOZ	70.00	55.00	70.00	55.00	65.00	60.00
MANGO KALMI	KG	125.00	100.00	0.00	0.00	87.50	150.00
GUAVA	KG	0.00	0.00	0.00	0.00	0.00	0.00
WATERMELON (TURBOOZ)	KG	23.50	17.50	20.00	22.50	20.00	30.00
MUSKMELON (KHARBOOZA)	KG	27.50	35.00	30.00	35.00	30.00	60.00
SWEETMELON (GARMA)	KG	0.00	0.00	0.00	0.00	0.00	0.00
PULSE MASOOR (WHOLE)	KG.	122.50	115.00	130.00	120.00	120.00	120.00
PULSE MASOOR (WASHED)	KG.	135.00	170.00	160.00	130.00	120.00	130.00
PULSE MOONG (WASHED)	KG.	165.00	160.00	165.00	175.00	145.00	170.00
PULSE MASH (WASHED)	KG.	165.00	190.00	145.00	175.00	155.00	180.00

Contd.

7.11 Intercity Consumer Prices May, 2015

Description	Unit	Vehari	Sargodha	Mianwali	Bahawal-pur	Bahawal-nagar	R.Y. Khan
PULSE GRAM	KG.	72.50	85.00	75.00	90.00	80.00	90.00
GRAM WHOLE BLACK AV.QLTY.	KG.	67.50	85.00	65.00	72.50	80.00	80.00
GRAM WHOLE YELLOW AV.QLTY	KG.	115.00	130.00	100.00	105.00	105.00	110.00
BEANS (LAL LOBIA)	KG.	170.00	135.00	180.00	150.00	150.00	150.00
POTATOES	KG	13.75	15.00	15.00	16.50	15.00	16.00
ONION	KG	30.00	42.50	50.00	37.50	30.00	40.00
TURNIP	KG	0.00	0.00	0.00	0.00	0.00	0.00
RADISH	KG	0.00	0.00	0.00	0.00	0.00	0.00
TOMATOES	KG	28.50	45.00	60.00	40.00	40.00	45.00
CABBAGE	KG	0.00	0.00	0.00	0.00	0.00	0.00
CAULIFLOWER	KG	0.00	0.00	0.00	0.00	0.00	0.00
BRINJAL	KG	27.50	45.00	40.00	47.50	25.00	30.00
PUMPKIN	KG	22.50	27.50	40.00	32.50	20.00	20.00
BOTTLEGOURD	KG	22.50	35.00	40.00	32.50	25.00	30.00
LADY FINGER	KG	77.50	100.00	100.00	72.50	60.00	60.00
PEAS	KG	0.00	0.00	0.00	0.00	0.00	0.00
SPINACH	KG	0.00	0.00	0.00	0.00	0.00	0.00
TINDA	KG	65.00	60.00	40.00	82.50	100.00	100.00
TURAI	KG	40.00	45.00	60.00	32.50	60.00	40.00
KARAILA	KG	42.50	45.00	50.00	55.00	60.00	60.00
ARVI	KG	0.00	0.00	0.00	0.00	0.00	0.00
CHILLIES GREEN	KG	35.00	80.00	50.00	120.00	40.00	50.00
CARROT	KG	0.00	0.00	0.00	0.00	0.00	0.00
COCUMBER (KHEERA)	KG	17.50	25.00	20.00	27.50	20.00	40.00
LEMON	250GM	50.00	55.00	30.00	50.00	60.00	50.00
SUGAR REFINED	KG.	57.00	58.00	58.00	58.00	57.50	57.00
GUR AV.QLTY	KG.	75.00	75.00	80.00	82.50	80.00	70.00
HONEY LANGANESE 500 GM.	BOTTLE	892.50	875.00	880.00	850.00	850.00	780.00
MILO 200 GM.	BOTTLE	205.00	200.00	240.00	220.00	220.00	190.00
CUSTARD POWDER RAFHAN 300 GM.	PKT	75.00	75.00	75.00	75.00	75.00	75.00
TOFFEE (HILAL)	EACH	2.00	2.00	1.00	1.00	2.00	2.00
CHOWKELATE CANDY (SMALL SIZE)	EACH	5.00	5.00	5.00	5.00	5.00	5.00
SWEETMEAT (MIXED)	KG	280.00	270.00	300.00	335.00	280.00	330.00
ICE CREAM WALLS	CUP.	40.00	40.00	40.00	40.00	40.00	40.00
ICE	KG	5.50	10.00	3.00	7.50	10.00	8.00
JAM AHMED/MITCHELLES	BOTTLE	135.00	135.00	140.00	140.00	140.00	140.00
SQUASH-MITCHELLES	BOTTLE	150.00	150.00	150.00	160.00	150.00	150.00
ROOH AFZA	BOTTLE	150.00	150.00	150.00	150.00	150.00	145.00
JAM-E-SHIREEN	BOTTLE	160.00	150.00	150.00	160.00	160.00	160.00
SAUNF	50 GM	19.00	15.00	20.00	22.00	17.50	15.00
CINAMON LOOSE AV. QLTY	50 GM.	20.00	30.00	20.00	20.00	30.00	25.00
CUMINSEED WHITE NATIONAL	50 GM.	52.00	52.00	52.00	52.00	54.00	54.00
PEPPER BLACK NATIONAL	50 GM.	96.00	96.00	100.00	96.00	96.00	96.00
CLOVES LOOSE AV.QLTY	50 GM.	95.00	135.00	94.75	105.00	100.00	90.00
CARDAMOM LARGE LOOSE AV.QLTY	50 GM.	155.00	150.00	120.00	137.50	180.00	175.00
CARDAMOM SMALL AV.QLTY	50 GM.	110.00	125.00	120.00	115.00	100.00	95.00
SALT-POWDERED (LAHORI) LOOSE	KG.	11.00	9.00	10.00	10.00	10.00	10.00
SALT POWDERED (NATIONAL/SHAN)	PKT	25.00	25.00	25.00	25.00	25.00	25.00
CHILLIES POWD.NATIONAL 200GM	PKT	105.00	105.00	105.00	105.00	105.00	105.00
CHILLIES POWDER LOOS	KG.	210.00	265.00	320.00	210.00	270.00	280.00
CORRIANDER SEED POWD.NATIONAL	PKT	78.00	78.00	104.00	104.00	78.00	78.00
CORRIANDER SEED (LOOSE)	KG.	265.00	275.00	320.00	312.50	300.00	280.00
TURMERIC POWD.NATIONAL 50GM	PKT.	35.00	35.00	35.00	35.00	35.00	35.00
CURRY POWD. NATIONAL 200 GM	PKT.	87.00	87.00	87.00	87.00	87.00	87.00
TOMATO KETCHUP AHMED/MITCHL	BOTTLE	95.00	85.00	80.00	70.00	100.00	120.00
PICKLES AHMED/MITCHELLES	BOTTLE	130.00	110.00	100.00	105.00	120.00	120.00
VINEGAR SYNTHETIC (SIRKA)	BOTTLE	85.00	50.00	70.00	50.00	90.00	80.00
GARLIC	KG	155.00	140.00	110.00	180.00	150.00	145.00
GINGER	KG	160.00	190.00	220.00	200.00	180.00	180.00
TAPAL DANEDAR TEA 200GM PACKET	PKT	136.84	136.84	126.32	136.84	136.84	136.84
TEA LIPTON YELLOW LABEL 200GM.	PKT.	149.47	149.47	142.00	149.47	149.47	149.47

Contd.

7.11 Intercity Consumer Prices May, 2015

Description	Unit	Vehari	Sargodha	Mianwali	Bahawal-pur	Bahawal-nagar	R.Y. Khan
TEA LOOSE KENYA AV.QLTY 250GM.	PKT.	140.00	145.00	150.00	147.50	135.00	127.50
COFFEE-NESCAFE 75 GM. **	BOTTLE	350.00	360.00	320.00	360.00	360.00	360.00
COLD DRINK (STANDARD SIZ)	BOTTLE	22.00	25.00	25.00	22.00	25.00	25.00
FRUIT JUICE TETRA PACK	PKT.	20.00	22.50	20.00	15.00	20.00	15.00
MINERAL WATER NESTLE 1.5 LTR	BOTTLE	50.00	50.00	50.00	47.00	50.00	50.00
CIGARETTES K-2 10'S **	PKT	48.00	50.00	47.00	45.00	50.00	50.00
CIGARETTES CAPSTAN 10'S **	PKT	50.00	50.00	50.00	50.00	50.00	50.00
CIGARETTES GOLD LEAF 20'S	PKT	100.00	100.00	100.00	98.00	100.00	100.00
CIGARETTES MORVEN GOLD 20'S	PKT	50.00	50.00	50.00	50.00	50.00	50.00
BETEL LEAVES	50GM.	62.50	75.00	75.00	105.00	50.00	60.00
BETEL NUTS	KG.	312.50	290.00	290.00	355.00	280.00	260.00
LONG CLOTH 57" GUL AHMED/AL-KARAM	METER	165.00	225.00	200.00	180.00	270.00	270.00
SHIRTING AV.QLTY.	METER	155.00	140.00	150.00	115.00	200.00	200.00
PANT CLOTH W & WEAR AV.QLTY	METER	412.50	450.00	400.00	525.00	550.00	500.00
LAWN PRINTED GUL AHMED/AL-KARAM	METER	185.00	360.00	200.00	366.00	360.00	360.00
GEORGETTE AV.QLTY	METER	145.00	162.50	105.00	110.00	240.00	225.00
LINEN AV.QLTY ***	METER	160.00	135.00	140.00	125.00	240.00	240.00
HEAVY WT SUITING LAWERNCPUR AVG QLTY	METER	1200.00	950.00	950.00	1500.00	1500.00	1300.00
HEAVY WT SUITING LAWERNCPUR SUP QLTY	METER	1950.00	1350.00	1200.00	2100.00	2000.00	1600.00
TROPICAL SUITING LAW.PUR	METER	1000.00	1100.00	950.00	1350.00	1400.00	1100.00
PANT BOY 24"/26" LENGTH.	EACH	525.00	412.50	350.00	462.50	550.00	500.00
SHIRT BOY 24"/26" LENGTH	EACH	275.00	300.00	255.00	387.50	450.00	490.00
SCHOOL UNI. PANT,SHIRT BOYS	SUIT	412.50	475.00	600.00	725.00	900.00	925.00
SCHOOL UNI. KAMEEZ,SHAL.BOYS	SUIT	412.50	550.00	600.00	725.00	900.00	700.00
SCHOOL UNI. KAMEEZ,SHAL.GIRL	SUIT	412.50	550.00	650.00	687.50	900.00	800.00
FROCK W/WEAR GIRLS	EACH	625.00	925.00	1000.00	2300.00	1500.00	995.00
AWAMI-SUIT W & W(BOY) 24"/26	SUIT	587.50	750.00	1200.00	775.00	1562.50	1200.00
AWAMI-SUIT W&W (GENTS)AV.QLTY	SUIT	1150.00	1800.00	1300.00	1150.00	1800.00	1585.00
PULLOVER GENTS OXFORD/BON.	EACH	3275.00	3200.00	2300.00	2890.00	2880.00	2980.00
PULLOVER LADIES OXFORD/BON.	EACH	3275.00	2100.00	2300.00	2500.00	2795.00	2795.00
PULLOVER (GENTS) OTHERS A.QTY	EACH	575.00	875.00	800.00	950.00	1400.00	800.00
SECOND-HAND COAT FOR MEN	EACH	200.00	250.00	420.00	1150.00	650.00	425.00
SECONDHAND SWEETER FOR MEN DUP QLTY	EACH	95.00	250.00	150.00	425.00	350.00	175.00
SECONDHAND WINTER JACKET	EACH	212.50	350.00	300.00	650.00	500.00	325.00
UNDERWEAR AV.QLTY MEDIUM SIZE	EACH	87.50	120.00	150.00	110.00	225.00	225.00
VEST FOR MEN AV.QLTY.	EACH	115.00	110.00	150.00	187.50	220.00	230.00
VEST/SHAMEEZ (WOMEN) AVG. QLTY	EACH	95.00	90.00	150.00	175.00	200.00	175.00
SOCKS NYLON (PAKISTANI)	PAIR	77.50	110.00	100.00	115.00	100.00	125.00
BRASSIER AV.QLTY.	EACH	95.00	110.00	200.00	160.00	230.00	210.00
BRASSIER SUP QLTY	EACH	225.00	425.00	400.00	387.50	595.00	595.00
DOPATTA GEORGETTE AV.QLTY.	EACH	325.00	260.00	200.00	337.50	450.00	412.50
DOPATTA COTTON AV GLTY	EACH	195.00	250.00	180.00	337.50	400.00	250.00
CHADDAR (W/WEAR) (2x2.5 MTR)	EACH	375.00	350.00	300.00	425.00	650.00	450.00
LUNGI/DHOTI(COTTON) AVG. QLTY	EACH	287.50	275.00	295.00	287.50	400.00	300.00
HANDKERCHIEF AVG. QLTY PAK	EACH	30.00	35.00	40.00	32.50	60.00	35.00
HANDKERCHIEF SUP. QLTY PAK	EACH	60.00	65.00	60.00	77.50	70.00	60.00
GLOVES AV QLTY	PAIR	72.50	100.00	115.00	115.00	125.00	175.00
AZARBAND COTTON AVG. QLTY	EACH	15.00	17.50	15.00	13.50	15.00	15.00
SEWING THREAD/REEL(ASLI PARI)	EACH	12.00	6.50	6.00	5.00	6.00	6.00
WASHING CHARGES PAINT & SHIRT	SUIT	100.00	135.00	140.00	125.00	70.00	70.00
DRY CLEANING SUIT COAT PANT	SUIT	325.00	325.00	390.00	487.50	350.00	400.00
WASHING CH. (KAMIZ-SHALWAR)	PAIR	80.00	80.00	70.00	95.00	60.00	60.00
TAILORING SHIRT	EACH	325.00	375.00	300.00	425.00	300.00	400.00
TAILORING CHARGES PANT (MEN)	EACH	512.50	750.00	400.00	550.00	500.00	450.00
TAILORING COAT-PANT SUIT	SUIT	3650.00	3500.00	3050.00	5250.00	4000.00	4000.00
TAILORING AWAMI-SUIT (MALE)	SUIT	425.00	550.00	450.00	525.00	450.00	650.00
TAILORING SUIT FEMALE	SUIT	387.50	550.00	300.00	500.00	350.00	500.00
GENTS SHOES PAUL BATA	PAIR	1199.00	1199.00	1199.00	1199.00	1199.00	1199.00
GENTS SANDAL BATA	PAIR	699.00	699.00	699.00	699.00	699.00	699.00
GENTS SPOUNG CHAPPAL BATA	PAIR	179.00	179.00	179.00	179.00	179.00	179.00
LADIES SANDAL BATA	PAIR	499.00	499.00	499.00	499.00	499.00	499.00

Contd.

7.11 Intercity Consumer Prices May, 2015

Description	Unit	Vehari	Sargodha	Mianwali	Bahawal-pur	Bahawal-nagar	R.Y. Khan
LADIES SPOUNG CHAPPAL BATA	PAIR	179.00	179.00	179.00	179.00	179.00	179.00
CHILD SHOE POWER LITE BATA	PAIR	599.00	599.00	599.00	599.00	599.00	599.00
GENTS SHOE, ART 1109 SERVICE	PAIR	999.00	999.00	999.00	999.00	999.00	999.00
NYLON JOGGER 27 SIZE 2-5 ***	PAIR	1299.00	1299.00	1299.00	1299.00	1299.00	1299.00
CHINA FOOT WEAR AV. QLTY (MALE) *	PAIR	675.00	550.00	400.00	1150.00	500.00	500.00
CHINA FOOT WEAR AV. QLTY (FEMALE) *	PAIR	325.00	550.00	400.00	1150.00	400.00	400.00
CHINA FOOT WEAR AV. QLTY (CHILDREN) *	PAIR	262.50	400.00	400.00	875.00	400.00	400.00
SHOE REPAIR HALF SOLE	PAIR	55.00	150.00	80.00	110.00	100.00	100.00
SHOES POLISH CHARGES AVERAGE SHOP	PAIR	20.00	20.00	15.00	20.00	20.00	25.00
HOUSE RENT (combined)	MONTH	4690.00	5956.00	3825.00	7225.00	4333.00	3912.00
rent 2	pm	4690.00	5956.00	3825.00	7225.00	4285.00	3912.00
RENT3	PM	4690.00	5956.00	3825.00	7225.00	4333.00	3912.00
RENT4	PM	4690.00	5956.00	3825.00	7225.00	4333.00	3912.00
RENT5	PM	4690.00	5956.00	3825.00	7225.00	4333.00	3912.00
RENT6	PM	4690.00	5956.00	3825.00	7225.00	4333.00	3912.00
SYNTHETIC ENEMAL ROBIALAC BALTI 3.64 LTR.	EACH	2174.00	1947.74	1700.00	2174.00	2174.00	2174.00
SYNTHETIC ENEMAL ICI BALTI 3.64 LTR.	EACH	2165.00	1938.84	1950.00	2077.00	2170.00	2165.00
CEMENT (LOCAL) SPECIFY BRAND NAME	BAG	497.50	495.00	500.00	502.50	497.50	490.00
BRICKS (NEW) 1ST CLASS	P/1000	5175.00	7000.00	4900.00	4900.00	4600.00	5000.00
CEMENT BLOCKS (6"x8"x12")	P/100	0.00	0.00	0.00	0.00	0.00	0.00
BAJREE	100CFT	5075.00	3275.00	2500.00	5250.00	5500.00	5500.00
SAND (BLACK PIT SAND)	K100CFT	1400.00	1500.00	2500.00	2200.00	2000.00	1600.00
TIMBER SHESHAM LOG 1ST QUALITY	cubmt.	42377.00	63566.00	44000.00	45909.50	56496.00	56494.00
IRON BAR (M.S. BAR) 1/2"	P/TON	83000.00	71000.00	78000.00	80250.00	73000.00	72500.00
CARPANTER WAGE RATE	P/DAY	575.00	700.00	800.00	600.00	700.00	700.00
MASON (RAJ) WAGE RATE	P/DAY	650.00	800.00	800.00	675.00	700.00	700.00
UNSKILLED LABOUR WAGE RATE	P/DAY	350.00	500.00	400.00	425.00	400.00	400.00
PLUMBER WAGE RSTE	P/DAY	575.00	700.00	800.00	600.00	700.00	700.00
ELECTICIAN WAGE RATE PER DAY **	P/DAY	575.00	600.00	800.00	0.00	600.00	0.00
ELECTICIAN WAGE RATE PER POINT **	P/PNT	70.00	110.00	100.00	95.00	100.00	100.00
WATER CHARGES PER HOUSE	P/MONTH	50.00	25.00	65.00	60.00	50.00	50.00
ELECT.CHARGES UPTO 50 UNITS	P/UNIT	2.00	2.00	2.00	2.00	2.00	2.00
ELECT.CHARGES 01 - 100 UNIT	P/UNIT	5.79	5.79	5.79	5.79	5.79	5.79
ELECT.CHARGES 101 - 300 UNIT	P/UNIT	9.90	9.90	9.90	9.90	9.90	9.90
ELECT.CHARGES 301 - 1000 UNIT	P/UNIT	15.63	15.63	15.63	15.63	15.63	15.63
ELECT.CHARGES ABOVE 1000 UNIT	P/UNIT	17.71	17.71	17.71	17.71	17.71	17.71
ELEC	PM	10.21	10.21	10.21	10.21	10.21	10.21
GAS CHRg upto 3.3719 MMBUT	MMBTU	0.00	124.18	0.00	124.18	0.00	124.18
GAS CHRg 3.3719 - 6.7438 MMBUT	MMBTU	0.00	248.37	0.00	248.37	0.00	248.37
GAS CHRg 6.7438 - 10.1157 MMBUT	MMBTU	0.00	248.37	0.00	248.37	0.00	248.37
GAS CHRg10.1157 - 13.4876 MMBUT	MMBTU	0.00	620.91	0.00	620.91	0.00	620.91
GAS	PM	0.00	620.91	0.00	620.91	0.00	620.91
GAS	PM	0.00	372.55	0.00	372.55	0.00	372.55
KEROSENE OIL	LTR	90.00	85.00	95.00	84.00	87.00	90.00
FIREWOOD WHOLE	40 KG.	465.00	475.00	400.00	620.00	600.00	500.00
CHAIR SHESHAM WOOD WITH ARMS **	EACH	1900.00	2350.00	1800.00	2900.00	2500.00	1400.00
CHAIR PLASTIC (CHAIRMAN) AVERAGE QUALITY	EACH	650.00	900.00	800.00	1150.00	850.00	850.00
TABLE SHESHAM WOOD (4X2X5") ***	EACH	3000.00	3750.00	3600.00	7800.00	10000.00	6000.00
SOFASET WOODEN WITH FOAM SEAT **	SET	14500.00	18000.00	15000.00	27500.00	18000.00	20000.00
COT IRON (WITH NIWAR)AV.QLTY.	EACH	1450.00	1900.00	2000.00	3900.00	2300.00	2500.00
ALMIRAH (STEEL) 6'X3' 20 GUAGE	EACH	12000.00	11000.00	8500.00	14500.00	12000.00	8000.00
DINNING TABLE 6 CHAIRS A.QLTY	SET	22500.00	23500.00	12000.00	29500.00	25000.00	30000.00
SINGLE BED WITHOUT FOAM MED.	EACH	5000.00	5500.00	4000.00	9250.00	7000.00	6500.00
MATRESS SINGLE(4"THICK)	EACH	5150.00	4900.00	4500.00	5700.00	5700.00	5700.00
FARSHI DARI 12'X9' AV.QLTY	EACH	1175.00	1250.00	1500.00	1950.00	1500.00	1300.00
DARI COTTON (6'x2 1/2') AV.QL	EACH	325.00	550.00	725.00	1550.00	1200.00	450.00
CARPET PLAIN AV. QLTY	SQFT.	29.00	37.50	55.00	27.50	42.00	35.00
QUILT (LIHAF) 3 KG. COTTON	EACH	775.00	1400.00	1000.00	1350.00	1200.00	750.00
BLANKET (90" x 54")	EACH	4250.00	4500.00	3200.00	4900.00	4400.00	4000.00
BEDSHEET SINGLE BED SUP.QLTY	EACH	625.00	700.00	500.00	1350.00	800.00	500.00
BED SHEET DOUBLE WITH TWO PILLOW COVERS SUP QLTY	SET	1225.00	1350.00	850.00	2150.00	2500.00	1800.00

Contd.

7.11 Intercity Consumer Prices May, 2015

Description	Unit	Vehari	Sargodha	Mianwali	Bahawal-pur	Bahawal-nagar	R.Y. Khan
TOWEL(3'x2') AV. QALTY	EACH	275.00	190.00	280.00	187.50	300.00	300.00
CEILING FAN 48" SUPER QLTY **	EACH	3095.00	3400.00	3350.00	2600.00	3295.00	3000.00
PEDESTAL FAN 22" SUPER QLTY	EACH	4750.00	4000.00	3500.00	4000.00	4850.00	4200.00
REFG. DAWLENCE 10 CFT. D.DOOR	EACH	30400.00	33000.00	28000.00	30500.00	32000.00	30500.00
D-FREEZER WAVES 8 CFT.	EACH	30300.00	29500.00	25000.00	31000.00	30500.00	31000.00
AIRCONDITIONER 1.5 TON PEL	EACH	35000.00	35000.00	41000.00	38500.00	38500.00	41000.00
SPLIT AIR CONDITIONER 1.5 TON (SPECIFY BRAND NAME)	EACH	42500.00	43000.00	41000.00	46000.00	50500.00	43000.00
AIRCOOLER SUPER ASIA	EACH	14600.00	13250.00	10000.00	14600.00	16000.00	11375.00
WASHING MACHINE SINGER	EACH	15600.00	15900.00	15000.00	15700.00	15600.00	14700.00
SEWING MACHINE(SINGER)	EACH	6210.00	5810.00	5210.00	5895.00	6260.00	6260.00
GIZER LARGE SIZE 30 GALLON CAPACITY SUP QLTY	EACH	22900.00	19000.00	12500.00	16400.00	16500.00	20900.00
GAS BURNER DOUBLE SPFY.BRAND	EACH	1250.00	1800.00	1550.00	1750.00	2200.00	1500.00
ELECT. IRON PHILIPS MDL.1120	EACH	1500.00	2500.00	1600.00	1400.00	2100.00	2100.00
ELECTRIC JUICER FOR APPLE	EACH	8250.00	4250.00	6375.00	4800.00	6000.00	4500.00
S.STEEL DEGHCHI MEDIUM SIZE ***	EACH	737.50	475.00	525.00	1150.00	570.00	570.00
ALUMINIUM COOKING PAN (DEGCHI) MED SIZE	EACH	565.00	475.00	500.00	1050.00	1500.00	1500.00
NON STICK COOKING PAN (DEGCHI) SUP. QLTY	EACH	765.00	725.00	800.00	2000.00	1450.00	1450.00
FRYING PAN STEEL AVG. QLTY MED. SIZE	EACH	255.00	225.00	350.00	700.00	570.00	570.00
TAWA IORN (MEDIUM SIZE) AVG. QLTY	EACH	210.00	237.50	350.00	325.00	360.00	235.00
S.STEEL PLATE A.QLTY.(M.SIZE)	EACH	72.50	65.00	90.00	95.00	75.00	75.00
TABLE SPOON S.STEEL SUP.QLTY.	DOZEN	390.00	400.00	300.00	587.50	450.00	360.00
WATER SET JUG+6 GLASSES (OMROC)	SET	540.00	800.00	400.00	675.00	450.00	456.00
TEA SET PAK. CHINAWARE 21 PCS.	SET	2050.00	1900.00	1500.00	2300.00	2000.00	2000.00
DINNER SET PLASTIC 72 PIECES SUPERIOR QLTY	SET	5500.00	5250.00	4500.00	7250.00	7800.00	7800.00
HOTPOT SET PLASTIC 3 PCS.	SET	1425.00	1350.00	1200.00	2050.00	1250.00	1250.00
BUCKET(BALTI) PLASTIC MED.SIZ	EACH	312.50	375.00	250.00	462.50	370.00	220.00
LOTA PLASTIC (MED SIZE) AVERAGE QUALITY	EACH	52.50	50.00	60.00	55.00	80.00	50.00
PRESURE COOKER 4 LTR.	EACH	1650.00	1300.00	1225.00	2100.00	1580.00	1580.00
WATER COOLER 9/10 LTR.PLASTIC ***	EACH	575.00	675.00	750.00	925.00	600.00	480.00
THERMOS STARVAC 1 LTR	EACH	462.50	450.00	400.00	600.00	450.00	250.00
BULB PHILIPS 100-WATTS	EACH	30.00	27.50	25.00	30.00	30.00	30.00
TUBE LIGHT PHILIPS 40 WATTS	EACH	99.00	100.00	100.00	100.00	100.00	100.00
ELECTRIC BLUBS "0" WATTE LOCAL	EACH	20.00	20.00	20.00	20.00	25.00	25.00
ELECTRIC BLUB ENERGY SAVER 14 WATTS	EACH	170.00	165.00	150.00	175.00	180.00	175.00
WASHING SOAP 250 GMS SPECIFY BRAND NAME	EACH	40.00	40.00	35.00	40.00	40.00	40.00
SURF EXCEL 400 GMS POLY BAG	EACH	110.00	125.00	125.00	110.00	110.00	110.00
WASHING POWDER 1000 GRM	EACH	185.00	185.00	185.00	185.00	185.00	185.00
WASHING POWDER (WHEEL/ BONUS) 100 GRAMS	EACH	90.00	95.00	95.00	95.00	95.00	90.00
CLEANSER POWDER VIM 1000 GM	PKT.	77.78	77.78	72.22	77.78	72.22	72.22
FINIS 500 ML	BOTTLE	170.00	225.00	155.00	237.50	180.00	180.00
PHNYLE TYPHONE/FINIS/CARRANTE 3 LITRES	BOTTLE	145.00	150.00	170.00	165.00	150.00	160.00
HARPIC	BOTTLE	145.00	145.00	135.00	145.00	145.00	145.00
BOOT POLISH CHERRY/KIWI 50ML	EACH	111.11	100.00	100.00	111.11	100.00	100.00
ROBIN BLUE (35 GRAMS)	PKT.	50.00	45.00	50.00	50.00	50.50	50.00
TISSU PAPER PERFUMED 100 PCS.	PKT	105.00	95.00	110.00	105.00	115.00	105.00
TOILET PAPER ROLL (R.PETEL)	P/ROLL	40.00	38.00	40.00	40.00	38.00	40.00
BOOT POLISH LIQUID CHEERY BLOSSOM KIWI 75 ML	BOTTLE	150.00	130.00	150.00	150.00	150.00	150.00
MATCH BOX SMALL	EACH	3.00	2.50	2.00	2.50	2.00	2.00
DRY CELL 1.5 VOLT(LOCAL)	EACH	25.00	22.50	25.00	20.00	30.00	25.00
HAND STITCHING NEEDLE M.SIZE	PACKET	10.00	10.00	9.00	10.00	6.00	6.00
SEWING MACHINE NEEDLE (SINGER)	EACH	5.00	5.00	5.00	5.00	8.50	8.50
HOUSEHOLD SERVANT FEMALE P/T	P/MNTH	1500.00	3250.00	2000.00	1900.00	1800.00	1200.00
MARRIAGE HALL WITH FURNITURE	P/HEAD	110.00	165.00	60.00	95.00	105.00	70.00
SEPTRAN TABLETS	10TAB.	16.00	15.00	16.00	16.00	16.00	16.00
BRUFEN TABS 200-MG.	10TAB.	10.00	10.00	10.00	10.00	10.00	10.00
PANADOL TAB. EXTRA/PLAIN	10TAB.	10.00	10.00	10.00	10.00	10.00	10.00
DISPRIN TAB.	10TAB.	10.00	10.00	10.00	10.00	10.00	10.00
TRISIL TAB.	10 TAB	10.00	10.00	10.00	10.00	10.00	10.00
FLAGYL TAB. 200 MG.	10TAB.	10.00	10.00	10.00	10.00	10.00	10.00
VENTOLIN TAB. 2MG.	10TAB.	9.00	9.00	9.00	9.00	9.00	9.00
DAONIL TAB. 5 MG.	10TAB.	17.00	17.00	17.00	17.00	17.00	17.00

Contd.

7.11 Intercity Consumer Prices May, 2015

Description	Unit	Vehari	Sargodha	Mianwali	Bahawal-pur	Bahawal-nagar	R.Y. Khan
ENTOX TAB.	10TAB.	10.00	10.00	10.00	10.00	10.00	10.00
RENITEC TAB. 5 MG.	10TAB.	59.00	59.00	59.00	59.00	59.00	59.00
CAC. 1000 TAB	BOTTLE	122.00	122.00	122.00	122.00	122.00	122.00
AMOXIL CAPSOLE 250 MG.S	10CAP.	36.00	36.00	36.00	36.00	36.00	36.00
CALCIUM SYRUP SANDOZ	BOTTLE	64.00	64.00	64.00	64.00	64.00	64.00
LEDERPLEX SYRUP	BOTTLE	35.00	35.00	35.00	35.00	35.00	35.00
SANCOS SYRUP (50 ML.)	BOTTLE	30.00	30.00	30.00	30.00	30.00	30.00
PHENERGAN SYRUP 120 ML.	BOTTLE	33.00	33.00	33.00	33.00	33.00	33.00
CALPOL SYRUP 60 ML.	BOTTLE	28.00	28.00	28.00	28.00	28.00	28.00
HYDRYLLIN SYRUP 120 ML.	BOTTLE	65.00	65.00	65.00	65.00	65.00	65.00
POLYFAX EYE OINTMENT	TUBE	21.00	21.00	21.00	21.00	21.00	21.00
BETNESOL EYE DROPS	BOTTLE	33.89	33.89	33.89	33.89	33.89	33.89
EAR DROPS (CARDISPORINE) ***	BOTTLE	21.00	21.00	21.00	21.00	21.00	21.00
BETNOVATE-N OINTMENT 5 GMS	TUBE	16.00	16.00	16.00	16.00	16.00	16.00
BURNOL CREAM 30 GRM	TUBE	16.00	16.00	16.00	16.00	16.00	16.00
VICKS VAPORUB/BALM	BOTTLE	36.00	36.00	36.00	36.00	36.00	36.00
GLYCRINE SMALL BOTTLE	BOTTLE	15.00	20.00	25.00	20.00	25.00	20.00
JOUHAR JOSHANDA	PKT.	8.00	8.00	8.00	8.00	8.00	8.00
GALXOS-D (450 GRMS)	PKT.	157.50	157.50	151.88	168.75	157.50	157.50
GRIPE-WATER WOODWARDS	BOTTLE	55.00	50.00	55.00	55.00	55.00	55.00
SANIPLAST ONE PUTTY	EACH	2.00	2.00	2.00	2.00	1.50	1.50
O.R.S. (NIMCOL)	PKT.	17.00	17.00	17.00	17.00	17.00	15.00
DETTOL (MEDIUM)	BOTTLE	46.80	46.80	46.80	46.80	46.80	46.80
COTTON BANDAGE 2" - 4"	EACH	8.00	5.00	10.00	7.00	10.00	8.00
THERMOMETER CHINA	EACH	45.00	50.00	50.00	50.00	40.00	40.00
DOCTOR (MBBS) CLINIC FEE	P/PAT.	100.00	175.00	300.00	200.00	300.00	300.00
URINE TEST (DR) CHARGES	P/TEST	50.00	50.00	60.00	90.00	50.00	60.00
BLOOD TEST (CP) CHARGES	P/TEST	237.50	225.00	210.00	225.00	120.00	100.00
SUGAR TEST (RANDOM/FASTING BOTH) CHARGES	P/TEST	60.00	90.00	120.00	120.00	100.00	150.00
ECG CHARGES	P/TEST	150.00	225.00	225.00	175.00	150.00	150.00
X-RAY (CHEST) CHARGES	P/X-RAY	200.00	350.00	300.00	200.00	200.00	250.00
CAR SUZUKI 800 CC (W/O. A/C)	EACH	651800.00	625000.00	625000.00	650800.00	645000.00	640000.00
CAR SUZUKI 1000 CC	EACH	1076800.00	1050000.00	1050000.00	1075800.00	1040000.00	1070000.00
CAR TOYOTA 1300 CC	EACH	0.00	1645500.00	1441000.00	1643000.00	1570000.00	1620000.00
CAR HONDA CIVIC	EACH	0.00	2142000.00	0.00	0.00	2125000.00	2150000.00
MOTORCYCLE HONDA CD-70.	EACH	63500.00	63500.00	68500.00	63500.00	63500.00	63500.00
MOTORCYCLE YAMAHA 100CC.	EACH	79500.00	79500.00	79500.00	80500.00	84500.00	85000.00
MOTOR CYCLE HERO 70 CC	EACH	43000.00	42500.00	44500.00	47500.00	50000.00	48500.00
BICYCLE WITH TYRES & TUBES	EACH	7550.00	7350.00	7500.00	7350.00	7800.00	7500.00
TYRE CAR WITH TUBE GENERAL	EACH	3700.00	3750.00	3200.00	3500.00	3000.00	2950.00
TYRE MOTOR CYCLE WITHOUT TUBE	EACH	1025.00	1150.00	1250.00	1200.00	1300.00	1230.00
TYRE CYCLE SPECIFY BRAND NAME	EACH	350.00	400.00	350.00	350.00	350.00	360.00
TYRE CAR W/O TUBE	EACH	2762.50	3250.00	2800.00	3500.00	2750.00	2950.00
PETROL SUPER	LITRE	74.29	74.29	74.29	74.29	74.29	74.29
HIGH SPEED DIESEL HSD	LITRE	83.61	83.61	83.61	83.61	83.61	83.61
CNG	K.G.	0.00	0.00	0.00	0.00	0.00	71.50
GAS CYLINDER STAND. SIZE	EACH	900.00	1000.00	1000.00	990.00	980.00	1000.00
MOTOR CYCLE SERVICE CHARGES	EACH	190.00	275.00	300.00	250.00	250.00	250.00
CAR SERVICE CHARGES	EACH	250.00	325.00	400.00	325.00	250.00	250.00
TYRE PUNCTURE CHARGES	EACH	50.00	50.00	50.00	65.00	80.00	50.00
CYCLE OVERHAULING CHARGES	EACH	195.00	325.00	350.00	200.00	300.00	150.00
CAR TAX FOR 800CC TO 1300CC	YEARLY	2650.00	2650.00	2650.00	2650.00	2650.00	2650.00
TRAIN FARE ECO. 1-100 KM.	P/KM.	0.68	0.68	0.68	0.68	0.00	0.68
TRAIN FARE ECO. 101-500 KM.	P/KM.	0.98	0.98	0.98	0.98	0.00	0.98
TRAIN FARE ECO. > 500 KM.	P/KM.	0.89	0.89	0.89	0.89	0.00	0.89
TRAIN FARE IST SLP. 1-100KM	P/KM.	2.10	2.10	2.10	2.10	0.00	2.10
TRAIN FARE IST SLP. 101-500 KM	P/KM.	2.59	2.59	2.59	2.59	0.00	2.59
TRAIN FARE IST SLP. > 500 KM	P/KM.	1.99	1.99	1.99	1.99	0.00	1.99
TRAIN FARE A/C SLP. 1-100KM.	P/KM.	5.76	5.76	5.76	5.76	0.00	5.76
TRAIN FARE A/C SLP. 101-500KM	P/KM.	4.59	4.59	4.59	4.59	0.00	4.59
TRAIN FARE A/C SLP > 500KM.	P/KM.	4.16	4.16	4.16	4.16	0.00	4.16

Contd.

7.11 Intercity Consumer Prices May, 2015

Description	Unit	Vehari	Sargodha	Mianwali	Bahawal-pur	Bahawal-nagar	R.Y. Khan
PLATEFORM TICKET	EACH	10.00	10.00	10.00	10.00	0.00	10.00
AUTO RICKSHAW FARES	KM/MIN	35.00	60.00	60.00	80.00	50.00	50.00
FULL TONGA CHARGES	KM/MIN	0.00	0.00	75.00	70.00	0.00	0.00
TAXI 4 SEATER FARE	KM/MIN	50.00	50.00	50.00	60.00	100.00	100.00
BUS FARE MIN (WITHIN CITY)	TICKET	0.00	15.00	0.00	0.00	0.00	0.00
BUS FARE MAX (WITHIN CIT	TICKET	0.00	27.50	0.00	0.00	0.00	25.00
BUS FARE OUTSIDE CITY	P/KM.	0.93	0.93	0.93	0.92	0.93	0.93
A/C BUS FARE OUTSIDE CITY	P/KM.	1.37	2.00	1.20	1.51	1.00	1.33
MINIBUS FARE MIN.WITH IN CITY	TICKET	0.00	0.00	0.00	0.00	0.00	0.00
MINIBUS FARE MAX.WITH IN CITY	TICKET	0.00	0.00	0.00	0.00	0.00	0.00
SUZUKI FARE MIN.WITH IN CITY	TICKET	0.00	10.00	15.00	10.00	10.00	0.00
SUZUKI FARE MAXIMUM W.IN CITY	TICKET	0.00	15.00	25.00	20.00	25.00	0.00
AIR FARE ECONOMY CLASS.	P/KM.	0.00	0.00	0.00	0.00	0.00	0.00
POSTAL ENVELOPE DOMESTIC	EACH	8.00	8.00	8.00	8.00	8.00	8.00
ENVELOPE FOR SAUDI ARABIA	EACH	50.00	50.00	50.00	50.00	50.00	50.00
POSTAL REGISTRATION CHARGES	EACH	28.00	28.00	28.00	28.00	28.00	28.00
U.M.S. REG CHARGES MIN.	EACH	59.00	59.00	59.00	59.00	59.00	59.00
T.C.S. CH. MIN.WITH IN ZONE	EACH	150.00	150.00	110.00	150.00	150.00	150.00
TELEPHONE CHARGES LOCAL CALL	P/CALL	3.94	3.94	3.94	3.94	3.94	3.94
TEL CHARGES OUT SIDE CITY	P/CALL	3.94	3.94	3.94	3.94	3.94	3.94
INTERNET CHARGES	P/HOUR	60.00	50.00	45.00	40.00	27.50	27.50
MOBILE CELL CHARGES	P/UNIT	3.00	3.00	3.00	4.50	2.50	3.06
FAX CHARGES (LOCAL)	P/PAGE	20.00	20.00	15.00	10.00	17.50	17.50
TELEPHONE SET AV. QLTY	EACH	1275.00	825.00	525.00	1150.00	825.00	650.00
MOBILE SET NOKIA/SONY/ERICSON/SAMSUNG WITHOUT CAMERA	EACH	3200.00	2300.00	3200.00	5200.00	3650.00	3650.00
T.V. 20" COLORED WEGA H-A21.	EACH	19000.00	22000.00	23250.00	23800.00	18000.00	17500.00
T.V 20" COLOR CHINA/KORIA)	EACH	6650.00	6850.00	14250.00	15300.00	13000.00	12000.00
V.C.P. PANASONIC/LG/NAT	EACH	0.00	0.00	6500.00	5500.00	5000.00	0.00
DVD/VCD PLAYER PANASONIC/LG	EACH	4100.00	5750.00	4500.00	4950.00	5000.00	5500.00
RADIO WITH C.PLAYER NATIONAL	EACH	1500.00	4500.00	3000.00	2100.00	1800.00	1250.00
PERSONNEL COMPUTER (BRANDED)	EACH	40000.00	25000.00	43250.00	35000.00	66000.00	50000.00
VID. CASSETTE BLK. TDK/SONY	EACH	190.00	165.00	150.00	200.00	180.00	100.00
COM. C.D. (TDK/IMATION)	EACH	95.00	45.00	30.00	45.00	50.00	35.00
TAPE RECORDER CASSETTE BLANK	EACH	75.00	50.00	50.00	55.00	50.00	40.00
VIDEO GAME SEGA 16 BYTE	EACH	1300.00	0.00	1500.00	1650.00	1150.00	1150.00
CINEMA A/C. HIGH CLASS	TICKET	0.00	100.00	0.00	0.00	0.00	0.00
CINEMA NON-A/C HIGH CLASS	TICKET	0.00	0.00	0.00	35.00	0.00	30.00
CABLE CHARGES	PER MONT	300.00	250.00	250.00	275.00	300.00	250.00
TV.LICENCE FEE DOMESTIC	YEARLY	420.00	420.00	420.00	420.00	420.00	420.00
ENGLISH BOOK CLASS V1	EACH	78.00	78.00	78.00	78.00	78.00	78.00
ENGLISH BOOK CLASS IX OR X	EACH	130.00	130.00	130.00	130.00	130.00	130.00
ENG. BOOK IST.YR COMPLETE SET	EACH	84.00	84.00	84.00	84.00	84.00	84.00
ENGLISH BOOK BA/B.SC	EACH	178.00	178.00	178.00	178.00	178.00	178.00
URDU BOOK CLASS V (T.B.BORD)	EACH	71.00	71.00	71.00	71.00	71.00	71.00
URDU BOOK CLASS IX/X(T.B.B)	EACH	137.00	137.00	137.00	137.00	137.00	137.00
URDU BOOK IST.YEAR/INTER	EACH	53.00	53.00	53.00	53.00	53.00	53.00
URDU BOOK BA/B.SC	EACH	140.00	140.00	140.00	140.00	140.00	140.00
MATHS BOOK CALSS V (T.B.B)	EACH	84.00	84.00	84.00	84.00	84.00	84.00
MATHS BOOK CLASS IX OR X	EACH	270.00	270.00	270.00	270.00	270.00	270.00
MATHS BOOK IST.YEAR (T.B.B)	EACH	156.00	156.00	156.00	156.00	156.00	156.00
PAKISTAN STUDIES BOOK BA/B.SC	EACH	125.00	125.00	125.00	125.00	125.00	125.00
DAILY "DAWN"	P/COPY	19.00	19.00	19.00	19.00	19.00	19.00
DAILY "JANG"	P/COPY	12.00	12.00	12.00	12.00	12.00	12.00
DAILY "NAWA-E-WAQT"	P/COPY	12.00	12.00	12.00	12.00	12.00	12.00
WEEKLY "AKHBAR-E-JAHAN"	P/COPY	55.00	55.00	55.00	55.00	55.00	55.00
WEEKLY "MAG"	P/COPY	45.00	45.00	45.00	45.00	45.00	45.00
MONTHLY "NAUNEHAL DIGEST"	P/COPY	35.00	35.00	35.00	35.00	35.00	35.00
PAPER FOOLSCAPE (27"x17")	QUIRE	47.50	55.00	45.00	27.50	50.00	50.00
EXERCISE.BOOK LINED 80/100 PGS	EACH	45.00	60.00	45.00	70.00	70.00	70.00
PENCILGOLDFISH/DEER	EACH	6.00	6.00	6.00	5.00	7.00	7.00
PEN INK DOLLOR 57 ML BOTTLE	EACH	20.00	20.00	20.00	20.00	25.00	25.00

Contd.

7.11 Intercity Consumer Prices May, 2015

Description	Unit	Vehari	Sargodha	Mianwali	Bahawal-pur	Bahawal-nagar	R.Y. Khan
PHOTOSTATE PAPER 70 GM	PRT	295.00	365.00	310.00	280.00	350.00	350.00
BALL PEN (local)	EACH	5.00	7.00	6.00	5.00	8.00	7.00
FOUNTAIN PEN HERO/WINGS/CHINA	EACH	50.00	47.50	45.00	45.00	50.00	50.00
PRIVATE SCHOOL FEE ENGLISH MEDIUM AVERAGE STANDARD (CLASS I)	P/MONTH	1137.50	1100.00	1200.00	3087.50	875.00	1000.00
PRIVATE SCHOOL FEE ENGLISH MEDIUM AVERAGE STANDARD (CLASS V)	P/MONTH	1137.50	1500.00	1600.00	3112.50	1087.50	1400.00
PRIVATE SCHOOL FEE ENGLISH MEDIUM AVERAGE STANDARD (CLASS VI)	P/MONTH	1350.00	1650.00	2000.00	3162.50	1125.00	1500.00
PRIVATE SCHOOL FEE ENGLISH MEDIUM AVERAGE STANDARD (CLASS X)	P/MONTH	1425.00	1950.00	2420.00	3337.50	1650.00	1700.00
PRIVATE MEDICLE COLLEGE FEE MBBS (1ST YEAR)	P/MONTH	0.00	0.00	0.00	0.00	0.00	0.00
PRIVATE ENGINEERING COLLEGE FEE (ISTR YEAR)	P/MONTH	0.00	0.00	0.00	0.00	0.00	0.00
GOVT. COLLEGE FEE 1ST. YEAR	MONTH	50.00	50.00	50.00	50.00	50.00	50.00
GOVT. COLLEGE FEE 4TH. YEAR	MONTH	60.00	60.00	60.00	60.00	60.00	60.00
GOVT. UNIVERSITY FEE MSC.	MONTH	183.33	80.00	100.00	110.00	110.00	110.00
GOVT. MED. COLLEGE FEE MBBS	MONTH	0.00	0.00	0.00	1289.00	0.00	1050.00
GOVT. ENGG. COLL. FEE 1 YEAR	MONTH	0.00	600.00	0.00	2000.00	0.00	500.00
COACHING FEE FOR CLASS IX/X	P/MONTH	1200.00	400.00	1500.00	1500.00	1100.00	500.00
COACHING CHARGES FOR CLASS 1ST YEAR/INTER (SCIENCE)	P/MONTH	1800.00	900.00	2500.00	1750.00	1500.00	700.00
COACHING CHARGES FOR CLASS 1ST YEAR/INTER (COMMERCE)	P/MONTH	1500.00	600.00	1000.00	1500.00	1500.00	600.00
I.T. TUITION FEES	P/MONTH	2583.00	1500.00	0.00	2417.00	0.00	2000.00
MBA TUITION FEES	P/MONTH	2583.00	0.00	0.00	2750.00	0.00	4585.00
BREAD TANDOORI ST. SIZE	EACH	5.00	6.50	6.00	5.00	7.00	6.00
COOKED MUTTON (AV. HOTEL)	PLATE	120.00	200.00	140.00	95.00	150.00	150.00
COOKED BEEF (AV. HOTEL)	PLATE	70.00	95.00	100.00	65.00	120.00	70.00
COOKED DAL (AV. HOTEL)	PLATE	45.00	40.00	40.00	40.00	50.00	52.50
CHICKEN BIRYANI FULL/DOUBLE	PLATE	145.00	120.00	140.00	110.00	150.00	120.00
TEA PREPARED (ORDINARY)	CUP	17.50	20.00	15.00	15.00	20.00	20.00
HAIRCUT CHARGES FOR MEN	P/CUT	65.00	70.00	50.00	95.00	60.00	60.00
BEAUTY PORL. HAIR STYL. CHARGE	P/STY.	262.50	225.00	250.00	390.00	300.00	300.00
SHAVING CHARGES	PER SHV	30.00	50.00	30.00	45.00	30.00	30.00
LIPSTICK S.MISS/MEDORA	EACH	110.00	110.00	110.00	90.00	120.00	120.00
NAIL POLISH S.MISS/MEDORA	EACH	60.00	110.00	95.00	95.00	60.00	60.00
PERFUME MED.SIZE MEDORA/BROACH	EACH	200.00	200.00	120.00	200.00	220.00	200.00
HAIR-OIL AMLA/CHAMBELI	BOTTLE	120.00	110.00	110.00	110.00	110.00	120.00
TOILET SOAP LUX 95 GRAMS	EACH	34.70	34.70	34.70	34.70	34.70	34.70
TOILET SOAP LIFEBOUY 140 GRM	EACH	36.00	37.00	37.00	37.00	37.00	37.00
TOILET SOAP SAFEGUARD BATH SIZE	EACH	46.00	48.00	50.00	46.00	46.00	46.00
TOOTHPASTE MACKLINES 70 GRM	EACH	50.00	50.00	50.00	50.00	50.00	50.00
TOOTHPAST MED SIZE CLGATE 70 GMS	EACH	60.67	60.67	60.67	60.67	60.67	60.67
TOOTHBRUSH SHEILD A/PLAQUE	EACH	47.50	37.50	50.00	25.00	30.00	25.00
TOOTHPOWDER DENTONIC 90 GRM	EACH	28.00	25.00	25.00	28.00	28.00	28.00
HAIR-COLOUR BEGIN (6 GMS)	EACH	100.00	95.00	100.00	100.00	100.00	100.00
HAIR COLOUR (KALAKOLA)	BOTTLE	120.00	130.00	120.00	130.00	130.00	130.00
FACECREAM PONDS (MEDIUM)	EACH	110.00	110.00	110.00	110.00	110.00	110.00
TALC POWDER VICE ROAY,B.CAT	EACH	140.00	150.00	120.00	135.00	145.00	150.00
BLADE TREET ORDINARY 10'S	PKT.	35.00	40.00	30.00	30.00	35.00	30.00
BLADE 7-O-CLOCK STAIN. 5'S	PKT.	30.00	30.00	35.00	30.00	35.00	30.00
SHAMPOO SUNSILK/PAINTIN 100 ML	BOTTLE	110.00	110.00	110.00	110.00	110.00	110.00
BEAUTY CREAM (FAIR & LOVELY)	EACH	155.00	155.00	155.00	155.00	155.00	155.00
HAIR REMOVING CREAM (EU-CREAM)	TUBE	60.00	60.00	65.00	60.00	65.00	60.00
GEL MEDIUM SIZE	BOTTLE	60.00	85.00	85.00	100.00	130.00	100.00
DISPOSABLE RAZOR GILLET-II	EACH	45.00	40.00	45.00	40.00	45.00	42.00
SHAVING CREAM TOUCH-ME/ADM.	EACH	60.00	60.00	60.00	65.00	65.00	65.00
GOLD TEZABI 24 CT	10 GM.	40123.00	40037.00	40000.00	39251.00	39180.00	39336.00
SILVER TEZABI 24 CT	10 GM.	583.00	600.00	700.00	561.00	557.00	557.00
ARTIFICIAL JEWELLARY SET	SET	525.00	550.00	900.00	725.00	1000.00	300.00
WRIST WATCH GENTS CITIZEN (ORIGINAL) ***	EACH	3500.00	7000.00	4100.00	7200.00	3200.00	3000.00
WRIST WATCH LADIES CITIZEN (ORIGINAL) ***	EACH	3500.00	7000.00	4100.00	7000.00	3200.00	3000.00
WALL CLOCK QUARTZ AV.QLTY	EACH	525.00	550.00	600.00	1100.00	600.00	500.00
SUITCASE REXIN (24"x16"x6")	EACH	810.00	1750.00	1000.00	1600.00	1500.00	1200.00
TRUNK MEDIUM SIZE ***	EACH	962.50	1800.00	1990.00	1800.00	1400.00	1200.00
PURSE LADIES (LEATHER) AVERAGE QUALITY	EACH	512.50	550.00	700.00	1100.00	1200.00	1100.00

7.11 Intercity Consumer Prices May, 2015

Description	Unit	Karachi	Hyder- abad	Nawab- shah	Mirpurkhas	Mithi	Sukkar	Larkana	Dadu
WHEAT	10 KG.	350.00	315.00	280.00	290.00	290.00	300.00	275.00	320.00
WHEAT FLOUR FINE/SUPERIOR.	KG.	46.31	46.75	40.00	46.00	46.00	37.00	40.00	40.00
WHEAT FLOUR AVG. QLTY	KG.	38.62	40.50	38.00	36.00	36.00	36.50	36.00	38.00
WHEAT FLOUR BAG	10 KG.	403.08	405.00	380.00	360.00	360.00	365.00	365.00	400.00
MAIDA	KG.	51.54	48.00	43.00	46.00	46.00	50.00	45.00	45.00
SUJI	KG.	53.08	48.00	55.00	48.00	48.00	55.00	50.00	50.00
BESAN AV. QLTY.	KG.	93.08	100.00	80.00	110.00	110.00	90.00	92.50	100.00
RICE BASMATI SUP. QLTY.	KG.	153.08	130.00	130.00	125.00	130.00	140.00	140.00	140.00
RICE BASMATI 385/386	KG.	86.54	75.63	70.00	60.00	65.00	75.00	75.00	70.00
RICE BASMATI BROKEN AV.QLTY	KG.	73.08	75.63	70.00	40.00	40.00	65.00	80.00	50.00
RICE IRRI-6 (SINDH/PUNJAB)	KG.	51.54	48.00	35.00	35.00	37.00	52.50	32.00	35.00
VERMICELLI	KG.	81.54	80.00	80.00	85.00	85.00	80.00	70.00	70.00
BREAD PLAIN MEDIUM SIZE	EACH	45.00	44.00	48.00	45.00	45.00	50.00	40.00	45.00
RUSK (PAPAY)	KG.	186.15	172.50	200.00	140.00	150.00	230.00	200.00	240.00
BISCUITS-PACKED	PKT	35.00	35.00	35.00	35.00	35.00	35.00	35.00	35.00
BISCUIT-BAKERY (LOOSE)	250 GM	83.08	77.50	90.00	50.00	50.00	60.00	100.00	60.00
CORNFLAKS FAUJI 225 GM.	PKT	171.00	166.50	225.00	180.00	180.00	176.40	180.00	166.50
SAMOSA (VEGATABLE)	EACH	12.92	10.00	7.00	10.00	8.00	11.00	12.00	15.00
PASTRY AV.QLTY.	EACH	18.62	19.00	20.00	15.00	10.00	12.50	37.50	20.00
PATTIES (VEGATABLES)	EACH	15.31	10.50	6.00	15.00	10.00	12.50	18.00	10.00
NIMCO	250 GM	81.54	52.50	90.00	60.00	60.00	70.00	60.00	50.00
CHIPS	250 GM	96.54	70.00	90.00	60.00	60.00	75.00	80.00	60.00
BEEF WITH BONE AV.QLTY.	KG	346.15	310.00	350.00	240.00	0.00	290.00	290.00	280.00
MUTTON AV.QLTY.	KG	665.38	600.00	550.00	550.00	500.00	535.00	600.00	600.00
CHICKEN FARM BROILER (LIVE)	KG	190.58	200.00	210.00	186.00	196.00	184.00	175.00	210.00
FISH-RAHU MEDIUM SIZE	KG	292.31	280.00	350.00	275.00	300.00	325.00	275.00	360.00
MILK FRESH (UNBOILED)	LTR.	84.00	80.00	80.00	70.00	60.00	75.00	80.00	80.00
CURD	KG.	120.00	106.00	100.00	80.00	78.00	90.00	95.00	100.00
MILK TETRA PACK 1/2 LTR.	PKT.	60.00	50.00	60.00	60.00	60.00	60.00	60.00	60.00
LACTOGEN 400 GRAMS	PKT.	425.00	425.00	415.00	400.00	400.00	425.00	425.00	430.00
POWDER MILK NIDO 400GM.	PKT	360.00	350.00	340.00	325.00	325.00	350.00	350.00	350.00
MILK POWDER LOOSE/PACKED	KG.	486.15	562.50	560.00	480.00	480.00	480.00	450.00	370.00
BUTTER LOCAL PACKED	50 GM.	24.62	25.00	52.00	25.00	25.00	27.50	27.00	30.00
EGGS FARM	DOZ	78.62	77.00	70.00	70.00	90.00	80.00	80.00	90.00
MUSTARD OIL AV.QLTY.	KG.	161.54	140.00	160.00	120.00	125.00	122.50	200.00	160.00
COOKING OIL (DALDA)	2.5LTR	468.00	469.00	480.00	550.00	550.00	493.00	490.00	450.00
COOKING OIL (PAKWAN) OTHER BRAND SPECIFY	2.5 LTR	455.00	469.00	480.00	540.00	540.00	493.00	405.00	450.00
VEGETABLE GHEE TIN	2.5KG.	453.00	452.00	460.00	530.00	530.00	475.00	480.00	450.00
VEGETABLE GHEE (LOOSE)	KG.	141.54	140.00	135.00	150.00	150.00	140.00	135.00	110.00
DATES AV.QLTY.	KG.	232.31	152.50	220.00	90.00	80.00	230.00	155.00	200.00
PISTACHIO AV.QLTY.	50 GM.	123.08	130.00	100.00	90.00	95.00	150.00	130.00	120.00
ALMONDS WHOLE AV.QLTY.	KG.	1061.54	575.00	600.00	700.00	710.00	850.00	1200.00	620.00
COCONUT DRY AV.QLTY.	KG.	366.15	275.00	220.00	209.25	275.00	300.00	260.00	280.00
RAISINS AV.QLTY.	50 GM.	26.54	20.00	25.00	20.00	15.00	27.50	20.00	25.00
GROUNDNUTS (WITH SHELL)	KG.	306.15	160.00	130.00	120.00	125.00	240.00	135.00	130.00
MALTA/MOSAMBI	DOZ	0.00	0.00	0.00	0.00	0.00	0.00	0.00	0.00
KINNU	DOZ	153.08	195.00	60.00	100.00	110.00	160.00	120.00	240.00
APPLE	KG	146.15	155.00	100.00	100.00	120.00	112.50	190.00	200.00
ALOO BUKHARA	KG	0.00	0.00	0.00	0.00	0.00	360.00	400.00	0.00
POMEGRANATE (ANNAR)	KG	0.00	0.00	0.00	0.00	0.00	0.00	0.00	0.00
GRAPES	KG	0.00	0.00	0.00	0.00	0.00	0.00	0.00	0.00
BANANAS	DOZ	73.08	60.00	60.00	50.00	50.00	55.00	70.00	40.00
MANGO KALMI	KG	86.15	100.00	150.00	0.00	0.00	110.00	90.00	120.00
GUAVA	KG	0.00	0.00	0.00	0.00	0.00	0.00	0.00	0.00
WATERMELON (TURBOOZ)	KG	23.08	33.75	30.00	20.00	26.25	25.00	20.00	30.00
MUSKMELON (KHARBOOZA)	KG	43.08	51.25	40.00	30.00	40.00	30.00	40.00	40.00
SWEETMELON (GARMA)	KG	0.00	0.00	0.00	0.00	0.00	0.00	0.00	0.00
PULSE MASOOR (WHOLE)	KG.	121.54	113.75	100.00	120.00	120.00	115.00	105.00	120.00
PULSE MASOOR (WASHED)	KG.	133.08	135.00	120.00	140.00	140.00	140.00	125.00	130.00
PULSE MOONG (WASHED)	KG.	173.08	180.63	160.00	180.00	180.00	165.00	165.00	160.00
PULSE MASH (WASHED)	KG.	163.08	166.25	160.00	145.00	145.00	150.00	180.00	140.00

Contd.

7.11 Intercity Consumer Prices May, 2015

Description	Unit	Karachi	Hyder- abad	Nawab- shah	Mirpurkhas	Mithi	Sukkar	Larkana	Dadu
PULSE GRAM	KG.	93.08	96.25	80.00	95.00	95.00	85.00	80.00	100.00
GRAM WHOLE BLACK AV QLTY.	KG.	78.08	72.50	70.00	85.00	85.00	87.50	97.50	70.00
GRAM WHOLE YELLOW AV.QLTY	KG.	126.15	112.50	100.00	110.00	110.00	110.00	110.00	100.00
BEANS (LAL LOBIA)	KG.	153.08	132.50	100.00	100.00	105.00	155.00	140.00	140.00
POTATOES	KG	16.54	16.25	10.00	10.00	10.00	12.50	10.00	10.00
ONION	KG	53.08	52.50	40.00	45.00	30.00	42.50	40.00	50.00
TURNIP	KG	0.00	0.00	0.00	0.00	0.00	0.00	0.00	0.00
RADISH	KG	0.00	0.00	0.00	0.00	0.00	0.00	0.00	0.00
TOMATOES	KG	63.08	48.75	30.00	60.00	70.00	40.00	40.00	80.00
CABBAGE	KG	0.00	0.00	0.00	0.00	0.00	0.00	0.00	0.00
CAULIFLOWER	KG	0.00	0.00	0.00	0.00	0.00	0.00	0.00	0.00
BRINJAL	KG	33.08	35.00	30.00	30.00	30.00	25.00	22.50	20.00
PUMPKIN	KG	33.08	41.88	50.00	50.00	55.00	35.00	30.00	40.00
BOTTLEGOURD	KG	33.08	43.75	50.00	30.00	30.00	30.00	30.00	30.00
LADY FINGER	KG	83.08	53.13	60.00	60.00	70.00	60.00	50.00	30.00
PEAS	KG	0.00	0.00	0.00	0.00	0.00	0.00	0.00	0.00
SPINACH	KG	0.00	0.00	0.00	0.00	0.00	0.00	0.00	0.00
TINDA	KG	53.08	63.75	50.00	60.00	55.00	60.00	50.00	40.00
TURAI	KG	53.08	43.75	80.00	50.00	50.00	40.00	30.00	40.00
KARAILA	KG	66.15	45.00	60.00	40.00	45.00	33.75	35.00	50.00
ARVI	KG	0.00	0.00	0.00	0.00	0.00	0.00	0.00	0.00
CHILLIES GREEN	KG	43.08	62.50	60.00	60.00	60.00	55.00	40.00	60.00
CARROT	KG	0.00	0.00	0.00	0.00	0.00	0.00	0.00	0.00
COCUMBER (KHEERA)	KG	26.54	51.63	50.00	40.00	50.00	35.00	27.50	40.00
LEMON	250GM	43.08	65.63	60.00	70.00	75.00	50.00	50.00	40.00
SUGAR REFINED	KG.	58.62	58.00	55.00	57.00	57.00	58.00	57.00	58.00
GUR AV.QLTY	KG.	96.54	80.00	75.00	80.00	85.00	85.00	80.00	74.00
HONEY LANGANESE 500 GM.	BOTTLE	800.00	800.00	800.00	740.00	740.00	750.00	820.00	750.00
MILO 200 GM.	BOTTLE	210.00	215.00	170.00	209.00	190.00	206.00	220.00	200.00
CUSTARD POWDER RAFHAN 300 GM.	PKT	75.00	75.00	70.00	75.00	75.00	75.00	70.00	75.00
TOFFEE (HILAL)	EACH	1.00	1.00	1.00	1.00	1.00	1.00	2.00	1.00
CHOWKELATE CANDY (SMALL SIZE)	EACH	5.00	5.00	5.00	5.00	5.00	5.00	5.00	5.00
SWEETMEAT (MIXED)	KG	486.15	332.50	350.00	300.00	300.00	380.00	440.00	350.00
ICE CREAM WALLS	CUP.	40.00	40.00	40.00	40.00	40.00	40.00	40.00	40.00
ICE	KG	10.00	10.00	10.00	10.00	10.00	7.00	15.00	10.00
JAM AHMED/MITCHELLES	BOTTLE	131.54	130.00	120.00	120.00	120.00	130.00	120.00	125.00
SQUASH-MITCHELLES	BOTTLE	140.00	160.00	140.00	135.00	135.00	150.00	135.00	135.00
ROOH AFZA	BOTTLE	145.00	160.00	150.00	150.00	150.00	155.00	150.00	150.00
JAM-E-SHIREEN	BOTTLE	150.00	160.00	150.00	160.00	160.00	155.00	150.00	150.00
SAUNF	50 GM	21.54	20.00	20.00	12.00	16.00	20.00	20.00	20.00
CINAMON LOOSE AV. QLTY	50 GM.	26.54	25.00	35.00	25.00	25.00	30.00	20.00	20.00
CUMINSEED WHITE NATIONAL	50 GM.	54.00	52.00	50.00	50.00	50.00	52.00	50.00	54.00
PEPPER BLACK NATIONAL	50 GM.	96.00	96.00	96.00	92.00	92.00	96.00	96.00	96.00
CLOVES LOOSE AV.QLTY	50 GM.	85.00	89.38	90.00	75.00	85.00	100.00	95.00	100.00
CARDAMOM LARGE LOOSE AV.QLTY	50 GM.	173.08	140.00	100.00	170.00	170.00	120.00	130.00	90.00
CARDAMOM SMALL AV.QLTY	50 GM.	106.15	98.75	100.00	60.00	65.00	77.50	100.00	70.00
SALT-POWDERED (LAHORI) LOOSE	KG.	12.00	10.00	8.00	8.00	10.00	9.00	10.00	10.00
SALT POWDERED (NATIONAL/SHAN)	PKT	25.00	25.00	25.00	20.00	20.00	25.00	25.00	25.00
CHILLIES POWD.NATIONAL 200GM	PKT	105.00	105.00	105.00	105.00	105.00	105.00	105.00	105.00
CHILLIES POWDER LOOS	KG.	296.15	286.25	250.00	240.00	230.00	250.00	235.00	260.00
CORRIANDER SEED POWD.NATIONAL	PKT	104.00	88.00	88.00	78.00	78.00	104.00	78.00	104.00
CORRIANDER SEED (LOOSE)	KG.	253.08	210.00	250.00	200.00	210.00	220.00	235.00	240.00
TURMERIC POWD.NATIONAL 50GM	PKT.	35.00	35.00	35.00	35.00	35.00	35.00	35.00	35.00
CURRY POWD. NATIONAL 200 GM	PKT.	86.00	87.00	86.00	86.00	86.00	86.00	86.00	86.00
TOMATO KETCHUP AHMED/MITCHL	BOTTLE	80.00	75.00	100.00	85.00	85.00	80.00	102.50	90.00
PICKLES AHMED/MITCHELLES	BOTTLE	100.00	105.00	95.00	90.00	90.00	110.00	110.00	125.00
VINEGAR SYNTHETIC (SIRKA)	BOTTLE	60.00	50.00	80.00	50.00	55.00	90.00	85.00	85.00
GARLIC	KG	159.23	142.50	170.00	160.00	170.00	140.00	115.00	130.00
GINGER	KG	212.31	142.50	230.00	200.00	210.00	160.00	145.00	200.00
TAPAL DANEDAR TEA 200GM PACKET	PKT	136.84	136.84	129.47	129.47	129.47	136.84	129.47	136.84
TEA LIPTON YELLOW LABEL 200GM.	PKT.	149.47	149.47	149.47	138.95	138.95	138.95	149.47	149.47
TEA LOOSE KENYA AV.QLTY 250GM.	PKT.	126.54	120.00	125.00	150.00	150.00	130.00	125.00	135.00

Contd.

7.11 Intercity Consumer Prices May, 2015

Description	Unit	Karachi	Hyder- abad	Nawab- shah	Mirpurkhas	Mithi	Sukkar	Larkana	Dadu
COFFEE-NESCAFE 75 GM. **	BOTTLE	320.00	300.00	320.00	300.00	300.00	320.00	345.00	360.00
COLD DRINK (STANDARD SIZ)	BOTTLE	25.00	25.00	25.00	25.00	25.00	25.00	25.00	25.00
FRUIT JUICE TETRA PACK	PKT.	18.00	20.00	20.00	15.00	15.00	15.00	15.00	15.00
MINERAL WATER NESTLE 1.5 LTR	BOTTLE	50.00	50.00	50.00	45.00	45.00	45.00	45.00	50.00
CIGARETTES K-2 10'S **	PKT	45.00	46.00	46.00	50.00	50.00	45.00	45.00	46.00
CIGARETTES CAPSTAN 10'S **	PKT	50.00	50.00	50.00	50.00	50.00	45.00	50.00	48.00
CIGARETTES GOLD LEAF 20'S	PKT	100.00	105.00	100.00	100.00	100.00	96.00	98.00	100.00
CIGARETTES MORVEN GOLD 20'S	PKT	50.00	50.00	50.00	50.00	50.00	45.00	50.00	48.00
BETEL LEAVES	50GM.	80.00	62.50	70.00	60.00	65.00	70.00	65.00	80.00
BETEL NUTS	KG.	266.15	260.00	240.00	260.00	265.00	350.00	250.00	300.00
LONG CLOTH 57" GUL AHMED/AL-KARAM	METER	170.00	210.00	300.00	170.00	170.00	230.00	195.00	230.00
SHIRTING AV.QLTY.	METER	143.08	130.00	200.00	100.00	100.00	120.00	130.00	130.00
PANT CLOTH W & WEAR AV.QLTY	METER	379.62	387.50	450.00	300.00	300.00	450.00	350.00	300.00
LAWN PRINTED GUL AHMED/AL-KARAM	METER	360.00	215.00	400.00	270.00	275.00	375.00	333.00	230.00
GEORGETTE AV.QLTY	METER	114.62	110.00	225.00	130.00	140.00	150.00	130.00	100.00
LINEN AV.QLTY ***	METER	126.15	130.00	150.00	140.00	150.00	140.00	175.00	120.00
HEAVY WT SUITING LAWERNCPUR AVG QLTY	METER	1415.38	1250.00	1400.00	1400.00	1400.00	1250.00	1100.00	900.00
HEAVY WT SUITING LAWERNCPUR SUP QLTY	METER	1815.38	2250.00	2300.00	1500.00	1500.00	1500.00	1300.00	1300.00
TROPICAL SUITING LAW.PUR	METER	1200.00	1100.00	925.00	900.00	900.00	1000.00	900.00	750.00
PANT BOY 24"/26" LENGTH.	EACH	424.62	393.75	900.00	400.00	350.00	400.00	325.00	550.00
SHIRT BOY 24"/26" LENGTH	EACH	330.77	350.00	800.00	300.00	300.00	400.00	320.00	450.00
SCHOOL UNI. PANT,SHIRT BOYS	SUIT	726.92	683.33	900.00	700.00	700.00	600.00	500.00	550.00
SCHOOL UNI. KAMEEZ,SHAL.BOYS	SUIT	565.38	633.33	800.00	600.00	600.00	600.00	550.00	475.00
SCHOOL UNI. KAMEEZ,SHAL.GIRL	SUIT	630.77	562.50	900.00	700.00	725.00	600.00	550.00	540.00
FROCK W/WEAR GIRLS	EACH	878.85	983.33	850.00	600.00	500.00	900.00	480.00	630.00
AWAMI-SUIT W & W(BOY) 24"/26	SUIT	796.15	700.00	850.00	800.00	750.00	900.00	570.00	685.00
AWAMI-SUIT W&W (GENTS)AV.QLTY	SUIT	1292.31	1000.00	1200.00	1200.00	1000.00	1000.00	820.00	960.00
PULLOVER GENTS OXFORD/BON.	EACH	2800.00	2410.00	2800.00	2000.00	2000.00	2200.00	2085.00	2800.00
PULLOVER LADIES OXFORD/BON.	EACH	3000.00	2310.00	2500.00	1800.00	1800.00	2000.00	1800.00	2300.00
PULLOVER (GENTS) OTHERS A.QTY	EACH	861.54	900.00	1500.00	600.00	700.00	800.00	700.00	600.00
SECOND-HAND COAT FOR MEN	EACH	430.77	300.00	350.00	400.00	525.00	400.00	400.00	300.00
SECONDHAND SWEETER FOR MEN DUP QLTY	EACH	265.38	140.00	300.00	300.00	325.00	225.00	290.00	200.00
SECONDHAND WINTER JACKET	EACH	475.00	225.00	450.00	280.00	260.00	400.00	425.00	250.00
UNDERWEAR AV.QLTY MEDIUM SIZE	EACH	159.23	76.88	150.00	80.00	80.00	110.00	140.00	60.00
VEST FOR MEN AV.QLTY.	EACH	166.15	95.00	100.00	80.00	70.00	100.00	95.00	100.00
VEST/SHAMEEZ (WOMEN) AVG. QLTY	EACH	146.15	150.00	350.00	70.00	70.00	120.00	140.00	140.00
SOCKS NYLON (PAKISTANI)	PAIR	76.15	60.00	100.00	70.00	50.00	90.00	82.50	50.00
BRASSIER AV.QLTY.	EACH	179.23	111.25	250.00	125.00	80.00	135.00	180.00	100.00
BRASSIER SUP QLTY	EACH	329.23	200.00	400.00	300.00	300.00	300.00	280.00	200.00
DOPATTA GEORGETTE AV.QLTY.	EACH	243.08	200.00	350.00	300.00	300.00	225.00	300.00	250.00
DOPATTA COTTON AV GLTY	EACH	226.15	150.00	300.00	190.00	250.00	175.00	220.00	200.00
CHADDAR (W/WEAR) (2x2.5 MTR)	EACH	480.77	312.50	1000.00	350.00	350.00	275.00	520.00	350.00
LUNGI/DHOTI(COTTON) AVG. QLTY	EACH	315.38	287.50	300.00	350.00	310.00	250.00	480.00	250.00
HANDKERCHIEF AVG. QLTY PAK	EACH	53.08	30.00	60.00	40.00	40.00	50.00	50.00	45.00
HANDKERCHIEF SUP. QLTY PAK	EACH	86.15	60.00	120.00	65.00	60.00	77.50	75.00	120.00
GLOVES AV QLTY	PAIR	53.08	60.00	80.00	70.00	60.00	90.00	55.00	100.00
AZARBAND COTTON AVG. QLTY	EACH	15.00	11.00	25.00	10.00	8.00	20.00	22.50	15.00
SEWING THREAD/REEL(ASLI PARI)	EACH	7.00	6.00	7.00	7.00	7.00	7.00	7.00	7.00
WASHING CHARGES PAINT & SHIRT	SUIT	63.08	95.00	50.00	60.00	50.00	55.00	60.00	40.00
DRY CLEANING SUIT COAT PANT	SUIT	286.15	246.67	150.00	200.00	200.00	250.00	270.00	160.00
WASHING CH. (KAMIZ-SHALWAR)	PAIR	60.00	65.00	80.00	50.00	50.00	50.00	50.00	30.00
TAILORING SHIRT	EACH	350.00	325.00	350.00	200.00	250.00	400.00	350.00	200.00
TAILORING CHARGES PANT (MEN)	EACH	661.54	603.13	500.00	250.00	250.00	600.00	500.00	300.00
TAILORING COAT-PANT SUIT	SUIT	4592.31	3450.00	4000.00	3000.00	3000.00	4000.00	3200.00	3200.00
TAILORING AWAMI-SUIT (MALE)	SUIT	526.92	512.50	600.00	400.00	300.00	550.00	575.00	475.00
TAILORING SUIT FEMALE	SUIT	661.54	387.50	500.00	400.00	300.00	550.00	575.00	250.00
GENTS SHOES PAUL BATA	PAIR	1199.00	1199.00	1199.00	1199.00	1199.00	1199.00	1199.00	1199.00
GENTS SANDAL BATA	PAIR	699.00	699.00	699.00	699.00	699.00	699.00	699.00	699.00
GENTS SPOUNG CHAPPAL BATA	PAIR	179.00	179.00	179.00	179.00	179.00	179.00	179.00	179.00
LADIES SANDAL BATA	PAIR	499.00	499.00	499.00	499.00	499.00	499.00	499.00	499.00
LADIES SPOUNG CHAPPAL BATA	PAIR	179.00	179.00	179.00	179.00	179.00	179.00	179.00	179.00
CHILD SHOE POWER LITE BATA	PAIR	599.00	599.00	599.00	599.00	599.00	599.00	599.00	599.00

Contd.

7.11 Intercity Consumer Prices May, 2015

Description	Unit	Karachi	Hyder- abad	Nawab- shah	Mirpurkhas	Mithi	Sukkar	Larkana	Dadu
GENTS SHOE, ART 1109 SERVICE	PAIR	999.00	999.00	999.00	999.00	999.00	999.00	999.00	999.00
NYLON JOGGER 27 SIZE 2-5 ***	PAIR	1299.00	1299.00	1299.00	1299.00	1299.00	1299.00	1299.00	1299.00
CHINA FOOT WEAR AV. QLTY (MALE) *	PAIR	730.77	550.00	600.00	450.00	400.00	500.00	750.00	800.00
CHINA FOOT WEAR AV. QLTY (FEMALE) *	PAIR	630.77	400.00	400.00	250.00	240.00	425.00	300.00	450.00
CHINA FOOT WEAR AV. QLTY (CHILDREN) *	PAIR	565.38	400.00	380.00	200.00	220.00	425.00	300.00	591.00
SHOE REPAIR HALF SOLE	PAIR	106.15	80.00	80.00	70.00	50.00	65.00	150.00	50.00
SHOES POLISH CHARGES AVERAGE SHOP	PAIR	20.00	12.00	20.00	12.50	10.00	15.00	20.00	10.00
HOUSE RENT (combined)	MONTH	10187.00	5547.00	3500.00	4604.00	3159.00	5438.00	3934.00	3210.00
rent 2	pm	10187.00	5547.00	3500.00	4604.00	3159.00	5438.00	3934.00	3210.00
RENT3	PM	10187.00	5547.00	3500.00	4604.00	3159.00	5438.00	3934.00	3210.00
RENT4	PM	10187.00	5547.00	3500.00	4604.00	3159.00	5438.00	3934.00	3210.00
RENT5	PM	10187.00	5547.00	3500.00	4604.00	3159.00	5438.00	3934.00	3210.00
RENT6	PM	10187.00	5547.00	3500.00	4604.00	3159.00	5438.00	3934.00	3210.00
SYNTHETIC ENEMAL ROBIALAC BALTI 3.64 LTR.	EACH	1750.00	1609.50	1580.00	1850.00	1850.00	1900.00	2100.00	1700.00
SYNTHETIC ENEMAL ICI BALTI 3.64 LTR.	EACH	1730.00	2070.00	1890.00	1850.00	1850.00	1900.00	2100.00	1700.00
CEMENT (LOCAL) SPECIFY BRAND NAME	BAG	543.08	535.00	535.00	550.00	550.00	550.00	540.00	530.00
BRICKS (NEW) 1ST CLASS	P/1000	0.00	5000.00	5500.00	4200.00	5100.00	5000.00	4800.00	3800.00
CEMENT BLOCKS (6"x8"x12")	P/100	2861.54	0.00	0.00	0.00	0.00	0.00	0.00	0.00
BAJREE	100CFT	3592.31	2862.50	2200.00	2700.00	4500.00	2650.00	4000.00	2500.00
SAND (BLACK PIT SAND)	K100CFT	0.00	0.00	2000.00	0.00	2000.00	1500.00	1250.00	2000.00
TIMBER SHESHAM LOG 1ST QUALITY	cubmt.	54000.00	38860.00	0.00	0.00	0.00	37044.00	42377.00	55500.00
IRON BAR (M.S. BAR) 1/2"	P/TON	79000.00	71000.00	76000.00	72000.00	72500.00	73500.00	72750.00	73000.00
CARPENTER WAGE RATE	P/DAY	861.54	900.00	900.00	700.00	600.00	750.00	800.00	600.00
MASON (RAJ) WAGE RATE	P/DAY	1061.54	900.00	1000.00	700.00	600.00	750.00	800.00	800.00
UNSKILLED LABOUR WAGE RATE	P/DAY	630.77	550.00	450.00	400.00	400.00	375.00	400.00	350.00
PLUMBER WAGE RSTE	P/DAY	861.54	900.00	800.00	700.00	600.00	750.00	600.00	450.00
ELECTICIAN WAGE RATE PER DAY **	P/DAY	700.00	900.00	700.00	0.00	0.00	0.00	600.00	400.00
ELECTICIAN WAGE RATE PER POINT **	P/PNT	159.23	100.00	200.00	100.00	75.00	87.50	120.00	60.00
WATER CHARGES PER HOUSE	P/MONTH	117.50	191.00	40.00	40.00	200.00	57.50	150.00	35.00
ELECT.CHARGES UPTO 50 UNITS	P/UNIT	2.00	2.00	2.00	2.00	2.00	2.00	2.00	2.00
ELECT.CHARGES 01 - 100 UNIT	P/UNIT	5.79	5.79	5.79	5.79	5.79	5.79	5.79	5.79
ELECT.CHARGES 101 - 300 UNIT	P/UNIT	9.90	9.90	9.90	9.90	9.90	9.90	9.90	9.90
ELECT.CHARGES 301 - 1000 UNIT	P/UNIT	15.63	15.63	15.63	15.63	15.63	15.63	15.63	15.63
ELECT.CHARGES ABOVE 1000 UNIT	P/UNIT	17.71	17.71	17.71	17.71	17.71	17.71	17.71	17.71
ELEC	PM	10.21	10.21	10.21	10.21	10.21	10.21	10.21	10.21
GAS CHRg upto 3.3719 MMBUT	MMBTU	124.18	124.18	124.18	124.18	0.00	124.18	124.18	124.18
GAS CHRg 3.3719 - 6.7438 MMBUT	MMBTU	248.37	248.37	248.37	248.37	0.00	248.37	248.37	248.37
GAS CHRg 6.7438 - 10.1157 MMBUT	MMBTU	248.37	248.37	248.37	248.37	0.00	248.37	248.37	248.37
GAS CHRg10.1157 - 13.4876 MMBUT	MMBTU	620.91	620.91	620.91	620.91	0.00	620.91	620.91	620.91
GAS	PM	620.91	620.91	620.91	620.91	0.00	620.91	620.91	620.91
GAS	PM	372.55	372.55	372.55	372.55	0.00	372.55	372.55	372.55
KEROSENE OIL	LTR	101.85	90.00	100.00	78.00	80.00	82.50	110.00	110.00
FIREWOOD WHOLE	40 KG.	556.15	425.00	400.00	400.00	350.00	400.00	390.00	400.00
CHAIR SHESHAM WOOD WITH ARMS **	EACH	1430.77	900.00	2000.00	1000.00	1100.00	1750.00	2450.00	1250.00
CHAIR PLASTIC (CHAIRMAN) AVERAGE QUALITY	EACH	780.77	650.00	800.00	500.00	650.00	700.00	850.00	800.00
TABLE SHESHAM WOOD (4X2X5") ***	EACH	6000.00	3616.67	6000.00	2600.00	2800.00	4500.00	7750.00	5500.00
SOFASET WOODEN WITH FOAM SEAT **	SET	17230.77	11166.67	18000.00	12000.00	12000.00	12500.00	15000.00	20000.00
COT IRON (WITH NIWAR)AV.QLTY.	EACH	2000.00	1500.00	2500.00	2000.00	2000.00	2250.00	3300.00	2600.00
ALMIRAH (STEEL) 6'X3' 20 GUAGE	EACH	9307.69	6416.67	10000.00	6500.00	7000.00	12000.00	9600.00	14000.00
DINNING TABLE 6 CHAIRS A.QLTY	SET	14615.38	13500.00	21000.00	11000.00	11000.00	19500.00	17000.00	25000.00
SINGLE BED WITHOUT FOAM MED.	EACH	4500.00	5533.33	6800.00	3500.00	3800.00	8000.00	5000.00	6500.00
MATRESS SINGLE(4"THICK)	EACH	5200.00	4750.00	4800.00	6100.00	6100.00	4500.00	4900.00	6100.00
FARSHI DARI 12'X9' AV.QLTY	EACH	1361.54	866.67	1450.00	800.00	800.00	900.00	1300.00	800.00
DARI COTTON (6'x2 1/2') AV.QL	EACH	495.00	323.33	700.00	400.00	500.00	350.00	575.00	300.00
CARPET PLAIN AV. QLTY	SQFT.	66.54	36.00	38.00	35.00	40.00	32.50	90.00	22.00
QUILT (LIHAF) 3 KG. COTTON	EACH	1530.77	512.50	900.00	600.00	700.00	900.00	780.00	600.00
BLANKET (90" x 54")	EACH	2792.31	2500.00	4000.00	2000.00	2200.00	3750.00	3100.00	3500.00
BEDSHEET SINGLE BED SUP.QLTY	EACH	730.77	333.33	700.00	400.00	400.00	500.00	850.00	600.00
BED SHEET DOUBLE WITH TWO PILLOW COVERS SUP QLTY	SET	1292.31	575.00	1300.00	600.00	600.00	900.00	1250.00	1100.00
TOWEL(3'x2') AV. QALTY	EACH	226.15	180.00	300.00	100.00	110.00	237.50	235.00	150.00
CEILING FAN 48" SUPER QLTY **	EACH	3500.00	2600.00	3000.00	2900.00	2900.00	2850.00	3600.00	2500.00
PEDESTAL FAN 22" SUPER QLTY	EACH	4400.00	3800.00	3800.00	4000.00	4000.00	3850.00	4600.00	3800.00

Contd.

7.11 Intercity Consumer Prices May, 2015

Description	Unit	Karachi	Hyder- abad	Nawab- shah	Mirpurkhas	Mithi	Sukkar	Larkana	Dadu
REFG. DAWLENCE 10 CFT. D.DOOR	EACH	31100.00	30900.00	27500.00	27000.00	27300.00	33500.00	32000.00	28500.00
D-FREEZER WAVES 8 CFT.	EACH	28100.00	27900.00	28000.00	28900.00	29000.00	30000.00	33000.00	25000.00
AIRCONDITIONER 1.5 TON PEL	EACH	40000.00	41800.00	41000.00	41800.00	41800.00	52000.00	47000.00	55000.00
SPLIT AIR CONDITIONER 1.5 TON (SPECIFY BRAND NAME)	EACH	44000.00	42500.00	45000.00	46000.00	46500.00	42000.00	47000.00	44000.00
AIRCOOLER SUPER ASIA	EACH	9200.00	8500.00	9000.00	10000.00	9000.00	12300.00	12000.00	11000.00
WASHING MACHINE SINGER	EACH	15600.00	15600.00	14700.00	15600.00	15600.00	15900.00	15600.00	14700.00
SEWING MACHINE(SINGER)	EACH	6780.00	6095.00	5200.00	5860.00	5860.00	5860.00	5860.00	5200.00
GIZER LARGE SIZE 30 GALLON CAPACITY SUP QLTY	EACH	21000.00	22100.00	20000.00	15500.00	15600.00	16000.00	15600.00	14000.00
GAS BURNER DOUBLE SPFY.BRAND	EACH	1861.54	1500.00	1800.00	1400.00	1500.00	1900.00	1650.00	2000.00
ELECT. IRON PHILIPS MDL.1120	EACH	1600.00	1700.00	1600.00	1200.00	1500.00	1700.00	2100.00	2000.00
ELECTRIC JUICER FOR APPLE	EACH	4500.00	3600.00	6000.00	3000.00	3000.00	1700.00	5000.00	3500.00
S.STEEL DEGHCHI MEDIUM SIZE ***	EACH	686.15	450.00	700.00	480.00	490.00	600.00	500.00	500.00
ALUMINIUM COOKING PAN (DEGCHI) MED SIZE	EACH	646.15	450.00	360.00	370.00	380.00	450.00	460.00	450.00
NON STICK COOKING PAN (DEGCHI) SUP. QLTY	EACH	886.15	500.00	1000.00	550.00	560.00	550.00	560.00	900.00
FRYING PAN STEEL AVG. QLTY MED. SIZE	EACH	306.15	200.00	350.00	260.00	260.00	300.00	445.00	190.00
TAWA IORN (MEDIUM SIZE) AVG. QLTY	EACH	365.38	218.75	350.00	250.00	250.00	300.00	400.00	190.00
S.STEEL PLATE A.QLTY.(M.SIZE)	EACH	83.08	40.63	80.00	55.00	60.00	70.00	120.00	80.00
TABLE SPOON S.STEEL SUP.QLTY.	DOZEN	270.00	250.00	320.00	250.00	280.00	350.00	525.00	250.00
WATER SET JUG+6 GLASSES (OMROC)	SET	615.38	350.00	480.00	350.00	370.00	550.00	400.00	600.00
TEA SET PAK. CHINAWARE 21 PCS.	SET	1624.62	950.00	1700.00	1250.00	1450.00	1750.00	1450.00	2000.00
DINNER SET PLASTIC 72 PIECES SUPERIOR QLTY	SET	6653.85	3000.00	5000.00	2600.00	2200.00	6250.00	2800.00	6200.00
HOTPOT SET PLASTIC 3 PCS.	SET	1311.54	1012.50	1200.00	1000.00	1000.00	1500.00	1450.00	1200.00
BUCKET(BALTI) PLASTIC MED.SIZ	EACH	400.77	270.00	700.00	280.00	275.00	300.00	450.00	300.00
LOTA PLASTIC (MED SIZE) AVERAGE QUALITY	EACH	73.08	50.00	60.00	50.00	50.00	67.50	55.00	50.00
PRESURE COOKER 4 LTR.	EACH	1861.54	900.00	1800.00	850.00	900.00	1500.00	1000.00	1300.00
WATER COOLER 9/10 LTR.PLASTIC ***	EACH	615.38	400.00	800.00	500.00	525.00	600.00	500.00	500.00
THERMOS STARVAC 1 LTR	EACH	393.85	300.00	550.00	350.00	350.00	650.00	460.00	500.00
BULB PHILIPS 100-WATTS	EACH	35.00	30.00	32.00	30.00	30.00	30.00	30.00	35.00
TUBE LIGHT PHILIPS 40 WATTS	EACH	100.00	100.00	110.00	110.00	110.00	97.50	95.00	120.00
ELECTRIC BLUBS "0" WATTE LOCAL	EACH	25.00	25.00	25.00	20.00	20.00	22.00	20.00	20.00
ELECTRIC BLUB ENERGY SAVER 14 WATTS	EACH	170.00	160.00	160.00	110.00	110.00	155.00	175.00	120.00
WASHING SOAP 250 GMS SPECIFY BRAND NAME	EACH	20.00	30.00	35.00	27.00	25.00	30.00	35.00	30.00
SURF EXCEL 400 GMS POLY BAG	EACH	110.00	110.00	125.00	125.00	125.00	110.00	125.00	110.00
WASHING POWDER 1000 GRM	EACH	185.00	185.00	175.00	175.00	175.00	185.00	185.00	185.00
WASHING POWDER (WHEEL/ BONUS) 100 GRAMS	EACH	95.00	95.00	90.00	85.00	85.00	95.00	85.00	90.00
CLEANSER POWDER VIM 1000 GM	PKT.	72.22	72.22	72.22	66.67	66.67	72.22	66.67	66.67
FINIS 500 ML	BOTTLE	160.00	225.00	200.00	125.00	125.00	180.00	165.00	180.00
PHNYLE TYPHONE/FINIS/CARRANITE 3 LITRES	BOTTLE	120.00	120.00	150.00	110.00	110.00	135.00	120.00	140.00
HARPIC	BOTTLE	135.00	145.00	125.00	125.00	125.00	135.00	135.00	125.00
BOOT POLISH CHERRY/KIWI 50ML	EACH	100.00	111.11	100.00	100.00	100.00	100.00	100.00	100.00
ROBIN BLUE (35 GRAMS)	PKT.	35.00	25.67	35.00	30.00	30.00	30.00	30.00	45.00
TISSU PAPER PERFUMED 100 PCS.	PKT	123.08	110.00	100.00	90.00	90.00	100.00	120.00	100.00
TOILET PAPER ROLL (R.PETEL)	P/ROLL	42.00	32.00	40.00	35.00	35.00	35.00	35.00	30.00
BOOT POLISH LIQUID CHEERY BLOSSOM KIWI 75 ML	BOTTLE	140.00	135.00	150.00	120.00	120.00	120.00	120.00	130.00
MATCH BOX SMALL	EACH	2.00	2.00	3.00	3.00	3.00	2.00	2.00	2.00
DRY CELL 1.5 VOLT(LOCAL)	EACH	15.00	15.00	25.00	20.00	20.00	25.00	20.00	25.00
HAND STITCHING NEEDLE M.SIZE	PACKET	6.00	6.00	8.00	5.00	5.00	10.00	9.00	6.00
SEWING MACHINE NEEDLE (SINGER)	EACH	5.00	6.00	8.00	5.00	5.00	8.00	7.00	5.00
HOUSEHOLD SERVANT FEMALE P/T	P/MNTH	2153.85	1025.00	2000.00	600.00	800.00	1500.00	1250.00	1500.00
MARRIAGE HALL WITH FURNITURE	P/HEAD	301.54	95.63	70.00	90.00	60.00	100.00	150.00	60.00
SEPTRAN TABLETS	10TAB.	15.00	15.00	15.00	15.00	15.00	15.00	15.00	15.00
BRUFEN TABS 200-MG.	10TAB.	10.00	10.00	10.00	10.00	10.00	10.00	10.00	10.00
PANADOL TAB. EXTRA/PLAIN	10TAB.	10.00	10.00	10.00	10.00	10.00	10.00	10.00	10.00
DISPRIN TAB.	10TAB.	10.00	10.00	10.00	10.00	10.00	10.00	10.00	10.00
TRISIL TAB.	10 TAB	10.00	10.00	10.00	10.00	10.00	10.00	10.00	10.00
FLAGYL TAB. 200 MG.	10TAB.	10.00	10.00	10.00	10.00	10.00	10.00	10.00	10.00
VENTOLIN TAB. 2MG.	10TAB.	9.00	9.00	9.00	9.00	9.00	9.00	9.00	9.00
DAONIL TAB. 5 MG.	10TAB.	17.00	17.00	17.00	17.00	17.00	17.00	17.00	17.00
ENTOX TAB.	10TAB.	10.00	10.00	10.00	10.00	10.00	10.00	10.00	10.00
RENITEC TAB. 5 MG.	10TAB.	59.00	59.00	59.00	59.00	59.00	59.00	59.00	59.00
CAC. 1000 TAB	BOTTLE	122.00	122.00	122.00	122.00	122.00	122.00	122.00	122.00
AMOXIL CAPSOLE 250 MG.S	10CAP.	36.00	36.00	36.00	36.00	36.00	36.00	36.00	36.00

Contd.

7.11 Intercity Consumer Prices May, 2015

Description	Unit	Karachi	Hyder- abad	Nawab- shah	Mirpurkhas	Mithi	Sukkar	Larkana	Dadu
CALCIUM SYRUP SANDOZ	BOTTLE	64.00	64.00	64.00	64.00	64.00	64.00	64.00	64.00
LEDERPLEX SYRUP	BOTTLE	35.00	35.00	35.00	35.00	35.00	35.00	35.00	35.00
SANCOS SYRUP (50 ML.)	BOTTLE	30.00	30.00	30.00	30.00	30.00	30.00	30.00	30.00
PHENERGAN SYRUP 120 ML.	BOTTLE	33.00	33.00	33.00	33.00	33.00	33.00	33.00	33.00
CALPOL SYRUP 60 ML.	BOTTLE	28.00	28.00	28.00	28.00	28.00	28.00	28.00	28.00
HYDRYLLIN SYRUP 120 ML.	BOTTLE	65.00	65.00	65.00	65.00	65.00	65.00	65.00	65.00
POLYFAX EYE OINTMENT	TUBE	21.00	21.00	21.00	21.00	21.00	21.00	21.00	21.00
BETNESOL EYE DROPS	BOTTLE	33.89	33.89	33.89	33.89	33.89	33.89	33.89	33.89
EAR DROPS (CARDISPORINE) ***	BOTTLE	21.00	21.00	21.00	21.00	21.00	21.00	21.00	21.00
BETNOVATE-N OINTMENT 5 GMS	TUBE	16.00	16.00	16.00	16.00	16.00	16.00	16.00	16.00
BURNOL CREAM 30 GRM	TUBE	16.00	16.00	16.00	16.00	16.00	16.00	16.00	16.00
VICKS VAPORUB/BALM	BOTTLE	36.00	36.00	36.00	36.00	36.00	36.00	36.00	36.00
GLYCRINE SMALL BOTTLE	BOTTLE	20.00	25.00	25.00	20.00	15.00	15.00	15.00	27.50
JOUHAR JOSHANDA	PKT.	8.00	8.00	6.00	6.00	6.00	8.00	6.00	6.00
GALXOS-D (450 GRMS)	PKT.	157.50	157.50	151.88	151.88	151.88	157.50	157.50	151.88
GRIFE-WATER WOODWARDS	BOTTLE	55.00	50.00	50.00	50.00	50.00	55.00	50.00	55.00
SANIPLAST ONE PUTTY	EACH	2.00	2.00	2.00	1.00	1.00	2.00	2.00	2.00
O.R.S. (NIMCOL)	PKT.	15.00	15.00	15.00	15.00	15.00	15.00	15.00	15.00
DETTOL (MEDIUM)	BOTTLE	46.80	46.80	46.80	46.80	46.80	46.80	46.80	46.80
COTTON BANDAGE 2" - 4"	EACH	8.62	6.00	8.00	15.00	15.00	12.50	15.00	10.00
THERMOMETER CHINA	EACH	40.00	30.00	40.00	40.00	35.00	40.00	35.00	50.00
DOCTOR (MBBS) CLINIC FEE	P/PAT.	100.00	100.00	200.00	100.00	100.00	100.00	300.00	150.00
URINE TEST (DR) CHARGES	P/TEST	100.00	90.00	140.00	70.00	70.00	170.00	100.00	50.00
BLOOD TEST (CP) CHARGES	P/TEST	230.00	212.50	300.00	200.00	200.00	290.00	200.00	200.00
SUGAR TEST (RANDOM/FASTING BOTH) CHARGES	P/TEST	256.15	160.00	240.00	200.00	200.00	200.00	240.00	120.00
ECG CHARGES	P/TEST	265.38	213.13	350.00	200.00	200.00	350.00	200.00	200.00
X-RAY (CHEST) CHARGES	P/X-RAY	300.00	209.38	400.00	200.00	200.00	300.00	350.00	200.00
CAR SUZUKI 800 CC (W/O. A/C)	EACH	625000.00	625000.00	625000.00	625000.00	0.00	625000.00	632000.00	0.00
CAR SUZUKI 1000 CC	EACH	1034000.00	1034000.00	1044000.00	1044000.00	0.00	0.00	0.00	0.00
CAR TOYOTA 1300 CC	EACH	1682500.00	1561500.00	1568000.00	0.00	0.00	0.00	0.00	0.00
CAR HONDA CIVIC	EACH	2035000.00	0.00	2033000.00	0.00	0.00	0.00	0.00	0.00
MOTORCYCLE HONDA CD-70.	EACH	69900.00	69900.00	69000.00	68000.00	68500.00	70000.00	70000.00	69000.00
MOTORCYCLE YAMAHA 100CC.	EACH	78600.00	79300.00	79300.00	0.00	0.00	78500.00	79300.00	0.00
MOTOR CYCLE HERO 70 CC	EACH	46000.00	43000.00	44000.00	44500.00	0.00	43000.00	42500.00	0.00
BICYCLE WITH TYRES & TUBES	EACH	6000.00	7550.00	9300.00	7500.00	7900.00	7600.00	7900.00	7000.00
TYRE CAR WITH TUBE GENERAL	EACH	3500.00	2800.00	3800.00	3300.00	3400.00	3200.00	3800.00	4000.00
TYRE MOTOR CYCLE WITHOUT TUBE	EACH	1357.69	1100.00	1210.00	1250.00	1280.00	1200.00	1300.00	1300.00
TYRE CYCLE SPECIFY BRAND NAME	EACH	332.69	350.00	400.00	380.00	390.00	350.00	380.00	420.00
TYRE CAR W/O TUBE	EACH	2730.77	2700.00	3200.00	3100.00	3150.00	2700.00	2700.00	3600.00
PETROL SUPER	LITRE	74.29	74.29	74.29	74.29	74.29	74.29	74.29	74.29
HIGH SPEED DIESEL HSD	LITRE	83.61	83.61	83.61	83.61	83.61	83.61	83.61	83.61
CNG	K.G.	71.50	71.50	0.00	71.50	0.00	71.50	71.50	71.50
GAS CYLINDER STAND. SIZE	EACH	880.00	990.00	1650.00	1100.00	1150.00	1100.00	1078.00	1210.00
MOTOR CYCLE SERVICE CHARGES	EACH	350.00	300.00	250.00	250.00	250.00	250.00	350.00	250.00
CAR SERVICE CHARGES	EACH	365.38	450.00	500.00	300.00	300.00	350.00	550.00	400.00
TYRE PUNCTURE CHARGES	EACH	50.00	60.00	70.00	60.00	50.00	70.00	75.00	80.00
CYCLE OVERHAULING CHARGES	EACH	200.00	300.00	275.00	200.00	200.00	200.00	300.00	200.00
CAR TAX FOR 800CC TO 1300CC	YEARLY	1750.00	1750.00	1750.00	1750.00	1750.00	1750.00	1750.00	1750.00
TRAIN FARE ECO. 1-100 KM.	P/KM.	0.68	0.68	0.68	0.68	0.00	0.68	0.68	0.68
TRAIN FARE ECO. 101-500 KM.	P/KM.	0.98	0.98	0.98	0.98	0.00	0.98	0.98	0.98
TRAIN FARE ECO. > 500 KM.	P/KM.	0.89	0.89	0.89	0.89	0.00	0.89	0.89	0.89
TRAIN FARE IST SLP. 1-100KM	P/KM.	2.10	2.10	2.10	2.10	0.00	2.10	2.10	2.10
TRAIN FARE IST SLP.101-500 KM	P/KM.	2.59	2.59	2.59	2.59	0.00	2.59	2.59	2.59
TRAIN FARE IST SLP. > 500 KM	P/KM.	1.99	1.99	1.99	1.99	0.00	1.99	1.99	1.99
TRAIN FARE A/C SLP. 1-100KM.	P/KM.	5.76	5.76	5.76	5.76	0.00	5.76	5.76	5.76
TRAIN FARE A/C SLP.101-500KM	P/KM.	4.59	4.59	4.73	4.59	0.00	4.59	4.59	4.59
TRAIN FARE A/C SLP > 500KM.	P/KM.	4.16	4.16	4.16	4.16	0.00	4.16	4.16	4.16
PLATFORM TICKET	EACH	10.00	10.00	10.00	10.00	0.00	10.00	10.00	10.00
AUTO RICKSHAW FARES	KM/MIN	75.00	40.00	80.00	60.00	90.00	80.00	50.00	40.00
FULL TONGA CHARGES	KM/MIN	70.00	60.00	35.00	40.00	0.00	80.00	65.00	0.00
TAXI 4 SEATER FARE	KM/MIN	75.00	60.00	100.00	90.00	90.00	80.00	60.00	60.00
BUS FARE MIN (WITHIN CITY)	TICKET	10.00	10.00	0.00	10.00	0.00	0.00	0.00	0.00

Contd.

7.11 Intercity Consumer Prices May, 2015

Description	Unit	Karachi	Hyder- abad	Nawab- shah	Mirpurkhas	Mithi	Sukkar	Larkana	Dadu
BUS FARE MAX (WITHIN CIT	TICKET	15.00	15.00	0.00	15.00	0.00	0.00	0.00	0.00
BUS FARE OUTSIDE CITY	P/KM.	0.88	0.88	0.88	0.88	0.88	0.88	0.88	0.88
A/C BUS FARE OUTSIDE CITY	P/KM.	1.50	1.50	1.50	1.50	1.50	1.50	1.50	1.50
MINIBUS FARE MIN.WITH IN CITY	TICKET	10.00	10.00	0.00	0.00	0.00	0.00	0.00	0.00
MINIBUS FARE MAX.WITH IN CITY	TICKET	16.00	16.00	0.00	0.00	0.00	0.00	0.00	0.00
SUZUKI FARE MIN.WITH IN CITY	TICKET	10.00	10.00	0.00	10.00	0.00	7.00	10.00	0.00
SUZUKI FARE MAXIMUM W.IN CITY	TICKET	16.54	15.00	0.00	10.00	0.00	15.00	10.00	0.00
AIR FARE ECONOMY CLASS.	P/KM.	19.26	19.26	19.26	0.00	0.00	19.26	19.26	0.00
POSTAL ENVELOPE DOMESTIC	EACH	8.00	8.00	8.00	8.00	8.00	8.00	8.00	8.00
ENVELOPE FOR SAUDI ARABIA	EACH	50.00	50.00	50.00	50.00	50.00	50.00	50.00	45.00
POSTAL REGISTRATION CHARGES	EACH	28.00	28.00	28.00	28.00	28.00	28.00	28.00	28.00
U.M.S. REG CHARGES MIN.	EACH	58.00	59.00	58.00	58.00	58.00	59.00	58.00	58.00
T.C.S. CH. MIN.WITH IN ZONE	EACH	120.00	110.00	110.00	110.00	110.00	110.00	110.00	110.00
TELEPHONE CHARGES LOCAL CALL	P/CALL	3.94	3.94	3.94	3.94	3.94	3.94	3.94	3.94
TEL CHARGES OUT SIDE CITY	P/CALL	3.94	3.94	3.94	3.94	3.94	3.94	3.94	3.94
INTERNET CHARGES	P/HOUR	20.00	25.00	30.00	20.00	20.00	30.00	20.00	30.00
MOBILE CELL CHARGES	P/UNIT	3.00	3.00	3.06	3.00	3.00	3.00	3.50	3.06
FAX CHARGES (LOCAL)	P/PAGE	15.00	20.00	15.00	15.00	20.00	20.00	20.00	20.00
TELEPHONE SET AV. QLTY	EACH	815.38	500.00	500.00	600.00	650.00	575.00	875.00	550.00
MOBILE SET NOKIA/SONY/ERICSON/SAMSUNG WITHOUT CAMERA	EACH	2600.00	2200.00	2500.00	2250.00	2300.00	2700.00	3200.00	2400.00
T.V. 20" COLORED WEGA H-A21.	EACH	19500.00	17300.00	18000.00	18000.00	18000.00	17500.00	20500.00	17000.00
T.V 20" COLOR CHINA/KORIA)	EACH	12000.00	10750.00	11000.00	10000.00	10000.00	12000.00	9000.00	11000.00
V.C.P. PANASONIC/LG/NAT	EACH	4000.00	5000.00	5000.00	6000.00	6000.00	5600.00	4800.00	4500.00
DVD/VCD PLAYER PANASONIC/LG	EACH	4500.00	3500.00	5000.00	3500.00	3000.00	4500.00	3000.00	2750.00
RADIO WITH C.PLAYER NATIONAL	EACH	2000.00	3500.00	3500.00	1500.00	1500.00	2000.00	2900.00	2000.00
PERSONNEL COMPUTER (BRANDED)	EACH	40000.00	31200.00	58000.00	46000.00	46000.00	45000.00	45000.00	27000.00
VID. CASSETTE BLK. TDK/SONY	EACH	140.00	120.00	200.00	120.00	120.00	140.00	170.00	160.00
COM. C.D. (TDK/IMATION)	EACH	50.00	80.00	60.00	50.00	55.00	50.00	55.00	40.00
TAPE RECORDER CASSETTE BLANK	EACH	50.00	60.00	50.00	50.00	55.00	50.00	55.00	50.00
VIDEO GAME SEGA 16 BYTE	EACH	1400.00	1000.00	1100.00	1800.00	0.00	1200.00	1500.00	1150.00
CINEMA A/C. HIGH CLASS	TICKET	150.00	60.00	0.00	30.00	0.00	0.00	0.00	0.00
CINEMA NON-A/C HIGH CLASS	TICKET	120.00	40.00	50.00	20.00	0.00	0.00	60.00	20.00
CABLE CHARGES	PER MONT	400.00	300.00	250.00	300.00	200.00	300.00	375.00	300.00
TV.LICENCE FEE DOMESTIC	YEARLY	420.00	420.00	420.00	420.00	420.00	420.00	420.00	420.00
ENGLISH BOOK CLASS V1	EACH	56.65	56.65	56.65	56.65	56.65	56.65	56.65	56.65
ENGLISH BOOK CLASS IX OR X	EACH	43.15	43.15	43.15	43.15	43.15	43.15	43.15	43.15
ENG. BOOK IST.YR COMPLETE SET	EACH	118.15	118.15	118.15	118.15	118.15	118.15	118.15	118.15
ENGLISH BOOK BA/B.SC	EACH	150.00	150.00	150.00	150.00	150.00	150.00	150.00	150.00
URDU BOOK CLASS V (T.B.BORD)	EACH	64.80	64.80	64.80	64.80	64.80	64.80	64.80	64.80
URDU BOOK CLASS IX/X(T.B.B)	EACH	53.35	53.35	53.35	53.35	53.35	53.35	53.35	53.35
URDU BOOK IST.YEAR/INTER	EACH	46.10	46.10	46.10	46.10	46.10	46.10	46.10	46.10
URDU BOOK BA/B.SC	EACH	120.00	120.00	120.00	120.00	120.00	120.00	120.00	120.00
MATHS BOOK CALSS V (T.B.B)	EACH	54.75	54.75	54.75	54.75	54.75	54.75	54.75	54.75
MATHS BOOK CLASS IX OR X	EACH	191.85	191.85	191.85	191.85	191.85	191.85	191.85	191.85
MATHS BOOK IST.YEAR (T.B.B)	EACH	115.90	115.90	115.90	115.90	115.90	115.90	115.90	115.90
PAKISTAN STUDIES BOOK BA/B.SC	EACH	125.00	125.00	125.00	125.00	125.00	125.00	125.00	125.00
DAILY "DAWN"	P/COPY	19.00	19.00	19.00	19.00	19.00	19.00	19.00	19.00
DAILY "JANG"	P/COPY	12.00	12.00	12.00	12.00	12.00	12.00	12.00	12.00
DAILY "NAWA-E-WAQT"	P/COPY	12.00	12.00	12.00	12.00	12.00	12.00	12.00	12.00
WEEKLY "AKHBAR-E-JAHAN"	P/COPY	55.00	55.00	55.00	55.00	55.00	55.00	55.00	55.00
WEEKLY "MAG"	P/COPY	45.00	45.00	45.00	45.00	45.00	45.00	45.00	45.00
MONTHLY "NAUNEHAL DIGEST"	P/COPY	35.00	35.00	35.00	35.00	35.00	35.00	35.00	35.00
PAPER FOOLSCAPE (27"x17")	QUIRE	46.54	30.00	27.00	30.00	25.00	45.00	50.00	35.00
EXERCISE.BOOK LINED 80/100 PGS	EACH	31.54	18.00	30.00	15.00	15.00	40.00	20.00	20.00
PENCILGOLDFISH/DEER	EACH	6.00	6.00	6.00	7.00	7.00	6.00	6.00	5.00
PEN INK DOLLOR 57 ML BOTTLE	EACH	20.00	20.00	20.00	25.00	25.00	25.00	25.00	20.00
PHOTOSTATE PAPER 70 GM	PRT	460.00	225.00	360.00	300.00	325.00	400.00	340.00	340.00
BALL PEN (local)	EACH	8.00	6.00	7.00	5.00	5.00	7.00	5.50	8.00

Contd.

7.11 Intercity Consumer Prices May, 2015

Description	Unit	Karachi	Hyder- abad	Nawab- shah	Mirpurkhas	Mithi	Sukkar	Larkana	Dadu
FOUNTAIN PEN HERO/WINGS/CHINA	EACH	40.00	25.00	50.00	20.00	25.00	40.00	42.50	30.00
PRIVATE SCHOOL FEE ENGLISH MEDIUM AVERAGE STANDARD (CLASS I)	P/MONTH	861.54	1081.25	1500.00	500.00	350.00	1300.00	900.00	1695.00
PRIVATE SCHOOL FEE ENGLISH MEDIUM AVERAGE STANDARD (CLASS V)	P/MONTH	961.54	1068.75	2100.00	700.00	450.00	1300.00	950.00	2185.00
PRIVATE SCHOOL FEE ENGLISH MEDIUM AVERAGE STANDARD (CLASS VI)	P/MONTH	1461.54	1043.75	2700.00	800.00	500.00	1400.00	1200.00	2185.00
PRIVATE SCHOOL FEE ENGLISH MEDIUM AVERAGE STANDARD (CLASS X)	P/MONTH	1923.08	1406.25	3300.00	1000.00	500.00	1400.00	1300.00	2415.00
PRIVATE MEDICLE COLLEGE FEE MBBS (1ST YEAR)	P/MONTH	54166.66	50000.00	0.00	29166.00	0.00	0.00	0.00	0.00
PRIVATE ENGINEERING COLLEGE FEE (ISTR YEAR)	P/MONTH	8333.33	0.00	0.00	0.00	0.00	0.00	0.00	0.00
GOVT. COLLEGE FEE 1ST. YEAR	MONTH	45.00	35.00	40.00	35.00	35.00	35.00	35.00	35.00
GOVT. COLLEGE FEE 4TH. YEAR	MONTH	75.00	75.00	67.50	67.50	70.00	67.50	75.00	75.00
GOVT. UNIVERSITY FEE MSC.	MONTH	1300.00	385.00	1550.00	354.17	354.17	0.00	0.00	354.17
GOVT. MED. COLLEGE FEE MBBS	MONTH	2417.00	2200.00	2000.00	0.00	2000.00	2000.00	4200.00	2000.00
GOVT. ENGG. COLL. FEE 1 YEAR	MONTH	1480.00	1000.00	333.33	0.00	0.00	0.00	1500.00	0.00
COACHING FEE FOR CLASS IX/X	P/MONTH	1800.00	500.00	1200.00	500.00	600.00	1000.00	600.00	500.00
COACHING CHARGES FOR CLASS 1ST YEAR/INTER (SCIENCE)	P/MONTH	2000.00	1000.00	1200.00	800.00	700.00	2000.00	700.00	500.00
COACHING CHARGES FOR CLASS 1ST YEAR/INTER (COMMERCE)	P/MONTH	1800.00	600.00	1200.00	600.00	600.00	1080.00	600.00	500.00
I.T. TUITION FEES	P/MONTH	3000.00	2000.00	1600.00	0.00	0.00	1500.00	1500.00	600.00
MBA TUITION FEES	P/MONTH	8153.85	2500.00	0.00	0.00	0.00	6300.00	2500.00	0.00
BREAD TANDOORI ST. SIZE	EACH	8.31	10.00	7.00	7.00	7.00	8.00	7.00	6.00
COOKED MUTTON (AV. HOTEL)	PLATE	126.15	123.75	150.00	120.00	130.00	150.00	100.00	70.00
COOKED BEEF (AV. HOTEL)	PLATE	71.54	65.00	70.00	80.00	50.00	100.00	70.00	50.00
COOKED DAL (AV. HOTEL)	PLATE	53.08	41.25	60.00	50.00	50.00	50.00	60.00	40.00
CHICKEN BIRYANI FULL/DOUBLE	PLATE	153.08	90.00	100.00	100.00	100.00	150.00	190.00	120.00
TEA PREPARED (ORDINARY)	CUP	18.62	20.00	25.00	25.00	25.00	20.00	22.50	20.00
HAIRCUT CHARGES FOR MEN	P/CUT	66.15	67.50	100.00	50.00	50.00	70.00	95.00	50.00
BEAUTY PORL HAIR STYL. CHARGE	P/STY.	380.77	193.75	250.00	150.00	100.00	175.00	325.00	250.00
SHAVING CHARGES	PER SHV	43.08	35.00	50.00	20.00	20.00	35.00	50.00	30.00
LIPSTICK S.MISS/MEDORA	EACH	90.00	110.00	120.00	110.00	110.00	100.00	110.00	90.00
NAIL POLISH S.MISS/MEDORA	EACH	90.00	60.00	95.00	80.00	80.00	85.00	80.00	50.00
PERFUME MED.SIZE MEDORA/BROACH	EACH	186.15	120.00	200.00	190.00	220.00	120.00	210.00	185.00
HAIR-OIL AMLA/CHAMBELI	BOTTLE	115.00	110.00	120.00	120.00	120.00	120.00	110.00	120.00
TOILET SOAP LUX 95 GRAMS	EACH	34.70	34.70	34.70	34.70	34.70	34.70	34.70	34.70
TOILET SOAP LIFEBOUY 140 GRM	EACH	36.00	36.00	36.00	36.00	36.00	36.00	36.00	36.00
TOILET SOAP SAFEGUARD BATH SIZE	EACH	46.00	48.00	50.00	48.00	48.00	50.00	48.00	50.00
TOOTHPASTE MACKLINES 70 GRM	EACH	50.00	50.00	50.00	50.00	50.00	50.00	50.00	50.00
TOOTHPAST MED SIZE CLGATE 70 GMS	EACH	60.67	60.67	60.67	60.67	60.67	60.67	60.67	60.67
TOOTHBRUSH SHEILD A/PLAUQUE	EACH	35.00	35.00	40.00	35.00	40.00	45.00	40.00	35.00
TOOTHPOWDER DENTONIC 90 GRM	EACH	25.00	28.00	25.00	25.00	25.00	28.00	25.00	25.00
HAIR-COLOUR BEGIN (6 GMS)	EACH	95.00	95.00	100.00	100.00	100.00	100.00	95.00	90.00
HAIR COLOUR (KALAKOLA)	BOTTLE	120.00	120.00	120.00	120.00	120.00	130.00	120.00	120.00
FACECREAM PONDS (MEDIUM)	EACH	110.00	110.00	110.00	110.00	110.00	120.00	110.00	110.00
TALC POWDER VICE ROAY,B.CAT	EACH	120.00	130.00	130.00	130.00	135.00	130.00	150.00	140.00
BLADE TREET ORDINARY 10'S	PKT.	38.00	35.00	40.00	35.00	30.00	45.00	45.00	40.00
BLADE 7-O-CLOCK STAIN. 5'S	PKT.	35.00	30.00	40.00	30.00	32.00	30.00	32.50	35.00
SHAMPOO SUNSILK/PAINTIN 100 ML	BOTTLE	110.00	110.00	110.00	110.00	110.00	95.00	110.00	110.00
BEAUTY CREAM (FAIR & LOVELY)	EACH	99.00	155.00	155.00	155.00	155.00	155.00	155.00	155.00
HAIR REMOVING CREAM (EU-CREAM)	TUBE	60.00	60.00	60.00	60.00	60.00	65.00	60.00	60.00
GEL MEDIUM SIZE	BOTTLE	60.00	55.00	67.50	55.00	75.00	70.00	75.00	120.00
DISPOSABLE RAZOR GILLET-II	EACH	35.00	40.00	35.00	35.00	35.00	40.00	37.50	35.00
SHAVING CREAM TOUCH-ME/ADM.	EACH	60.00	55.00	55.00	55.00	60.00	55.00	60.00	60.00
GOLD TEZABI 24 CT	10 GM.	39866.00	39071.00	46800.00	39780.00	39780.00	40390.00	39860.00	40086.00
SILVER TEZABI 24 CT	10 GM.	580.00	538.00	600.00	553.00	553.00	660.00	600.00	625.00
ARTIFICIAL JEWELLARY SET	SET	1261.54	400.00	1700.00	375.00	500.00	600.00	1000.00	250.00
WRIST WATCH GENTS CITIZEN (ORIGINAL) ***	EACH	2000.00	3100.00	3750.00	2500.00	2600.00	2600.00	3050.00	2500.00
WRIST WATCH LADIES CITIZEN (ORIGINAL) ***	EACH	2000.00	3050.00	3750.00	2500.00	2600.00	2500.00	2500.00	2500.00
WALL CLOCK QUARTZ AV.QLTY	EACH	400.00	312.50	500.00	350.00	300.00	475.00	475.00	200.00
SUITCASE REXIN (24"x16"x6")	EACH	1061.54	750.00	1600.00	850.00	900.00	1275.00	1150.00	900.00
TRUNK MEDIUM SIZE ***	EACH	1592.31	1057.14	1600.00	1100.00	1000.00	2000.00	1000.00	1150.00
PURSE LADIES (LEATHER) AVERAGE QUALITY	EACH	1061.54	375.00	800.00	550.00	500.00	600.00	970.00	300.00

7.11 Intercity Consumer Prices May, 2015

Description	Unit	Peshawar	Mardan	Abbott- abad	Bannu	D.I. Khan	Mingora
WHEAT	10 KG.	340.00	340.00	400.00	310.00	330.00	345.00
WHEAT FLOUR FINE/SUPERIOR.	KG.	41.50	41.50	50.00	40.00	40.50	45.00
WHEAT FLOUR AVG. QLTY	KG.	38.17	38.50	41.50	37.00	37.50	40.00
WHEAT FLOUR BAG	10 KG.	371.67	380.00	395.00	367.50	400.00	375.00
MAIDA	KG.	53.17	51.00	55.00	60.00	47.50	50.00
SUJI	KG.	54.67	52.50	56.25	50.00	50.00	50.00
BESAN AV. QLTY.	KG.	89.17	100.00	85.00	92.50	80.00	82.50
RICE BASMATI SUP. QLTY.	KG.	130.83	125.00	150.00	120.00	110.00	122.50
RICE BASMATI 385/386	KG.	111.33	107.50	116.00	115.00	100.00	75.00
RICE BASMATI BROKEN AV.QLTY	KG.	67.92	77.50	82.50	51.00	65.00	57.50
RICE IRR1-6 (SINDH/PUNJAB)	KG.	42.50	42.50	47.50	52.50	65.00	48.75
VERMICELLI	KG.	74.17	80.00	85.00	70.00	72.50	80.00
BREAD PLAIN MEDIUM SIZE	EACH	35.00	35.00	35.00	35.00	30.00	35.00
RUSK (PAPAY)	KG.	176.67	200.00	145.00	140.00	140.00	300.00
BISCUITS-PACKED	PKT	35.00	35.00	35.00	35.00	35.00	35.00
BISCUIT-BAKERY (LOOSE)	250 GM	68.33	60.00	50.00	52.50	55.00	65.00
CORNFLAKS FAUJI 225 GM.	PKT	207.00	207.00	166.50	110.00	165.00	170.00
SAMOSAS (VEGATABLE)	EACH	6.83	8.00	10.00	17.50	10.00	10.00
PASTRY AV.QLTY.	EACH	24.17	30.00	17.50	20.00	25.00	20.00
PATTIES (VEGATABLES)	EACH	23.33	22.50	20.00	30.00	20.00	15.00
NIMCO	250 GM	53.33	60.00	60.00	50.00	50.00	50.00
CHIPS	250 GM	61.67	50.00	80.00	85.00	55.00	60.00
BEEF WITH BONE AV.QLTY.	KG	281.67	270.00	257.50	280.00	270.00	280.00
MUTTON AV.QLTY.	KG	600.00	500.00	525.00	500.00	575.00	400.00
CHICKEN FARM BROILER (LIVE)	KG	170.00	165.00	170.00	162.00	128.75	171.00
FISH-RAHU MEDIUM SIZE	KG	243.33	210.00	225.00	300.00	280.00	250.00
MILK FRESH (UNBOILED)	LTR.	80.83	80.00	72.50	72.50	70.00	80.00
CURD	KG.	82.50	100.00	80.00	82.50	80.00	95.00
MILK TETRA PACK 1/2 LTR.	PKT.	60.00	60.00	70.00	56.00	60.00	55.00
LACTOGEN 400 GRAMS	PKT.	425.00	425.00	430.00	425.00	425.00	425.00
POWDER MILK NIDO 400GM.	PKT	350.00	350.00	350.00	350.00	350.00	350.00
MILK POWDER LOOSE/PACKED	KG.	516.67	445.00	516.67	535.00	430.00	475.00
BUTTER LOCAL PACKED	50 GM.	25.00	25.00	25.00	40.00	35.00	25.00
EGGS FARM	DOZ	80.00	77.50	76.00	80.00	90.00	80.00
MUSTARD OIL AV.QLTY.	KG.	220.00	210.00	250.00	185.00	190.00	220.00
COOKING OIL (DALDA)	2.5LTR	455.00	455.00	485.00	475.00	490.00	531.25
COOKING OIL (PAKWAN) OTHER BRAND SPECIFY	2.5 LTR	370.00	370.00	440.00	410.00	492.00	300.00
VEGETABLE GHEE TIN	2.5KG.	450.00	450.00	460.00	470.00	400.00	480.00
VEGETABLE GHEE (LOOSE)	KG.	153.33	152.50	165.00	160.00	157.50	147.50
DATES AV.QLTY.	KG.	170.00	170.00	245.00	207.50	185.00	185.00
PISTACHIO AV.QLTY.	50 GM.	67.50	65.00	90.00	80.00	60.00	110.00
ALMONDS WHOLE AV.QLTY.	KG.	666.67	700.00	400.00	500.00	400.00	680.00
COCONUT DRY AV.QLTY.	KG.	290.00	290.00	300.00	240.00	300.00	275.00
RAISINS AV.QLTY.	50 GM.	20.33	17.50	19.00	12.50	14.50	25.00
GROUNDNUTS (WITH SHELL)	KG.	156.67	155.00	200.00	125.00	153.75	140.00
MALTA/MOSAMBI	DOZ	0.00	0.00	0.00	0.00	0.00	0.00
KINNU	DOZ	95.00	90.00	90.00	92.50	120.00	110.00
APPLE	KG	190.00	150.00	115.00	140.00	130.00	120.00
ALOO BUKHARA	KG	0.00	0.00	0.00	200.00	0.00	0.00
POMEGRANATE (ANNAR)	KG	0.00	0.00	0.00	0.00	0.00	0.00
GRAPES	KG	0.00	0.00	0.00	0.00	0.00	0.00
BANANAS	DOZ	75.00	90.00	72.50	76.25	65.00	80.00
MANGO KALMI	KG	0.00	0.00	0.00	80.00	0.00	0.00
GUAVA	KG	0.00	0.00	0.00	0.00	0.00	0.00
WATERMELON (TURBOOZ)	KG	28.33	40.00	50.00	25.00	50.00	31.25
MUSKMELON (KHARBOOZA)	KG	50.83	45.00	50.00	30.00	51.25	50.00
SWEETMELON (GARMA)	KG	0.00	0.00	0.00	0.00	0.00	0.00
PULSE MASOOR (WHOLE)	KG.	129.17	140.00	140.00	122.50	110.00	110.00
PULSE MASOOR (WASHED)	KG.	129.17	140.00	127.25	122.50	130.00	120.00
PULSE MOONG (WASHED)	KG.	165.00	162.50	165.00	160.00	153.75	150.00
PULSE MASH (WASHED)	KG.	188.33	190.00	175.00	152.50	150.00	165.00
PULSE GRAM	KG.	97.50	97.50	85.00	90.00	80.00	80.00

Contd.

7.11 Intercity Consumer Prices May, 2015

Description	Unit	Peshawar	Mardan	Abbott- abad	Bannu	D.I. Khan	Mingora
GRAM WHOLE BLACK AV.QLTY.	KG.	89.17	100.00	85.00	55.00	50.00	80.00
GRAM WHOLE YELLOW AV.QLTY	KG.	105.83	100.00	105.00	100.00	110.00	110.00
BEANS (LAL LOBIA)	KG.	103.33	100.00	155.00	107.50	140.00	120.00
POTATOES	KG	26.67	22.50	15.50	17.50	18.00	20.00
ONION	KG	48.33	50.00	65.00	40.00	32.50	47.50
TURNIP	KG	0.00	0.00	0.00	0.00	0.00	0.00
RADISH	KG	0.00	0.00	0.00	0.00	0.00	0.00
TOMATOES	KG	70.00	70.00	75.00	43.75	35.00	60.00
CABBAGE	KG	0.00	0.00	0.00	0.00	0.00	0.00
CAULIFLOWER	KG	0.00	0.00	0.00	0.00	0.00	0.00
BRINJAL	KG	50.00	40.00	45.00	25.00	40.00	45.00
PUMPKIN	KG	40.00	30.00	0.00	30.00	55.00	50.00
BOTTLEGOURD	KG	50.00	60.00	55.00	27.50	50.00	50.00
LADY FINGER	KG	116.67	75.00	95.00	70.00	122.50	120.00
PEAS	KG	0.00	0.00	0.00	0.00	0.00	0.00
SPINACH	KG	0.00	0.00	0.00	0.00	0.00	0.00
TINDA	KG	48.33	35.00	37.50	30.00	25.00	50.00
TURAI	KG	68.33	55.00	60.00	45.00	75.00	75.00
KARAILA	KG	54.17	55.00	70.00	60.00	75.00	90.00
ARVI	KG	0.00	0.00	0.00	0.00	0.00	0.00
CHILLIES GREEN	KG	76.67	90.00	65.00	112.50	125.00	55.00
CARROT	KG	0.00	0.00	0.00	0.00	0.00	0.00
COCUMBER (KHEERA)	KG	45.00	25.00	32.50	30.00	32.50	50.00
LEMON	250GM	46.67	50.00	50.00	27.50	27.50	60.00
SUGAR REFINED	KG.	60.00	60.00	60.00	58.00	56.00	63.50
GUR AV.QLTY	KG.	82.50	75.00	100.00	87.50	76.00	80.00
HONEY LANGANESE 500 GM.	BOTTLE	860.00	860.00	850.00	350.00	860.00	500.00
MILO 200 GM.	BOTTLE	170.00	170.00	200.00	200.00	220.00	200.00
CUSTARD POWDER RAFHAN 300 GM.	PKT	75.00	75.00	75.00	75.00	75.00	75.00
TOFFEE (HILAL)	EACH	1.50	1.50	1.00	1.00	1.00	1.00
CHOWKELATE CANDY (SMALL SIZE)	EACH	5.00	5.00	5.00	5.00	5.00	5.00
SWEETMEAT (MIXED)	KG	276.67	250.00	230.00	180.00	242.50	250.00
ICE CREAM WALLS	CUP.	40.00	40.00	40.00	40.00	40.00	40.00
ICE	KG	11.67	12.00	8.00	12.00	10.00	15.00
JAM AHMED/MITCHELLES	BOTTLE	135.00	140.00	130.00	110.00	130.00	120.00
SQUASH-MITCHELLES	BOTTLE	150.00	150.00	150.00	145.00	150.00	150.00
ROOH AFZA	BOTTLE	150.00	150.00	145.00	150.00	147.50	145.00
JAM-E-SHIREEN	BOTTLE	150.00	150.00	145.00	145.00	155.00	145.00
SAUNF	50 GM	20.00	17.50	20.00	15.00	12.00	10.00
CINAMON LOOSE AV. QLTY	50 GM.	20.00	20.00	27.50	30.00	20.00	20.00
CUMINSEED WHITE NATIONAL	50 GM.	54.00	54.00	52.00	52.00	52.00	50.00
PEPPER BLACK NATIONAL	50 GM.	96.00	96.00	96.00	96.00	96.00	96.00
CLOVES LOOSE AV.QLTY	50 GM.	113.33	120.00	125.00	100.00	60.00	85.00
CARDAMOM LARGE LOOSE AV.QLTY	50 GM.	207.50	195.00	140.00	90.00	90.00	85.00
CARDAMOM SMALL AV.QLTY	50 GM.	125.00	110.00	115.00	120.00	75.00	87.50
SALT-POWDERED (LAHORI) LOOSE	KG.	10.00	10.00	10.00	8.00	5.00	15.00
SALT POWDERED (NATIONAL/SHAN)	PKT	25.00	25.00	25.00	20.00	25.00	20.00
CHILLIES POWD.NATIONAL 200GM	PKT	105.00	105.00	105.00	105.00	105.00	105.00
CHILLIES POWDER LOOS	KG.	230.00	250.00	290.00	260.00	230.00	220.00
CORRIANDER SEED POWD.NATIONAL	PKT	104.00	78.00	88.00	77.00	88.00	104.00
CORRIANDER SEED (LOOSE)	KG.	253.33	255.00	290.00	275.00	200.00	230.00
TURMERIC POWD.NATIONAL 50GM	PKT.	35.00	35.00	35.00	35.00	35.00	39.00
CURRY POWD. NATIONAL 200 GM	PKT.	87.00	87.00	87.00	86.00	86.00	87.00
TOMATO KETCHUP AHMED/MITCHL	BOTTLE	101.67	100.00	80.00	70.00	100.00	105.00
PICKLES AHMED/MITCHELLES	BOTTLE	110.00	120.00	100.00	100.00	95.00	102.50
VINEGAR SYNTHETIC (SIRKA)	BOTTLE	78.33	60.00	75.00	40.00	47.50	86.25
GARLIC	KG	120.00	90.00	145.00	157.50	140.00	127.50
GINGER	KG	190.83	190.00	155.00	380.00	220.00	200.00
TAPAL DANEDAR TEA 200GM PACKET	PKT	129.47	129.47	126.32	136.84	126.32	136.84
TEA LIPTON YELLOW LABEL 200GM.	PKT.	149.47	149.47	149.47	149.47	149.47	128.42
TEA LOOSE KENYA AV.QLTY 250GM.	PKT.	129.17	135.00	150.00	130.00	120.00	130.00
COFFEE-NESCAFE 75 GM. **	BOTTLE	300.00	300.00	330.00	280.00	320.00	330.00

Contd.

7.11 Intercity Consumer Prices May, 2015

Description	Unit	Peshawar	Mardan	Abbott- abad	Bannu	D.I. Khan	Mingora
COLD DRINK (STANDARD SIZ)	BOTTLE	25.00	25.00	21.25	25.00	25.00	25.00
FRUIT JUICE TETRA PACK	PKT.	15.00	15.00	17.50	17.50	20.00	27.50
MINERAL WATER NESTLE 1.5 LTR	BOTTLE	45.00	45.00	50.00	50.00	42.50	45.00
CIGARETTES K-2 10'S **	PKT	45.00	45.00	45.00	45.00	50.00	50.00
CIGARETTES CAPSTAN 10'S **	PKT	50.00	50.00	50.00	50.00	50.00	50.00
CIGARETTES GOLD LEAF 20'S	PKT	100.00	100.00	100.00	100.00	100.00	100.00
CIGARETTES MORVEN GOLD 20'S	PKT	50.00	50.00	50.00	50.00	50.00	50.00
BETEL LEAVES	50GM.	73.33	90.00	60.00	72.50	50.00	60.00
BETEL NUTS	KG.	383.33	425.00	270.00	290.00	280.00	400.00
LONG CLOTH 57" GUL AHMED/AL-KARAM	METER	300.00	300.00	200.00	170.00	220.00	185.00
SHIRTING AV.QLTY.	METER	283.33	325.00	160.00	140.00	150.00	175.00
PANT CLOTH W & WEAR AV.QLTY	METER	375.00	362.50	375.00	650.00	265.00	650.00
LAWN PRINTED GUL AHMED/AL-KARAM	METER	360.00	380.00	300.00	182.50	260.00	185.00
GEORGETTE AV.QLTY	METER	110.00	110.00	80.00	97.50	90.00	115.00
LINEN AV.QLTY ***	METER	155.00	165.00	125.00	141.25	80.00	145.00
HEAVY WT SUITING LAWERNCPUR AVG QLTY	METER	2250.00	2250.00	1200.00	850.00	750.00	1537.50
HEAVY WT SUITING LAWERNCPUR SUP QLTY	METER	2500.00	2500.00	2500.00	950.00	1200.00	1850.00
TROPICAL SUITING LAW.PUR	METER	1400.00	1400.00	1100.00	680.00	750.00	1300.00
PANT BOY 24"/26" LENGTH.	EACH	500.00	550.00	625.00	675.00	450.00	375.00
SHIRT BOY 24"/26" LENGTH	EACH	341.67	335.00	625.00	322.50	240.00	325.00
SCHOOL UNI. PANT,SHIRT BOYS	SUIT	766.67	750.00	630.00	727.50	475.00	650.00
SCHOOL UNI. KAMEEZ,SHAL.BOYS	SUIT	716.67	525.00	800.00	650.00	450.00	450.00
SCHOOL UNI. KAMEEZ,SHAL.GIRL	SUIT	816.67	850.00	670.00	650.00	500.00	650.00
FROCK W/WEAR GIRLS	EACH	1066.67	1050.00	1050.00	762.50	650.00	550.00
AWAMI-SUIT W & W(BOY) 24"/26	SUIT	993.33	950.00	1050.00	750.00	600.00	615.00
AWAMI-SUIT W&W (GENTS)AV.QLTY	SUIT	1650.00	1450.00	1900.00	1750.00	925.00	1250.00
PULLOVER GENTS OXFORD/BON.	EACH	3188.33	3187.50	2895.00	2800.00	2400.00	2950.00
PULLOVER LADIES OXFORD/BON.	EACH	2883.33	2800.00	2895.00	2800.00	2400.00	2875.00
PULLOVER (GENTS) OTHERS A.QTY	EACH	1116.67	1100.00	1955.00	1362.50	825.00	1925.00
SECOND-HAND COAT FOR MEN	EACH	633.33	525.00	525.00	325.00	200.00	650.00
SECONDHAND SWEETER FOR MEN DUP QLTY	EACH	850.00	850.00	375.00	225.00	150.00	450.00
SECONDHAND WINTER JACKET	EACH	791.67	950.00	525.00	250.00	200.00	925.00
UNDERWEAR AV.QLTY MEDIUM SIZE	EACH	115.00	90.00	150.00	87.50	70.00	130.00
VEST FOR MEN AV.QLTY.	EACH	135.00	110.00	150.00	82.50	70.00	90.00
VEST/SHAMEEZ (WOMEN) AVG. QLTY	EACH	165.00	130.00	200.00	132.50	110.00	65.00
SOCKS NYLON (PAKISTANI)	PAIR	97.50	85.00	77.50	62.50	50.00	53.75
BRASSIER AV.QLTY.	EACH	121.67	110.00	85.00	150.00	85.00	105.00
BRASSIER SUP QLTY	EACH	236.67	190.00	190.00	220.00	110.00	147.50
DOPATTA GEORGETTE AV.QLTY.	EACH	268.33	260.00	387.50	240.00	250.00	350.00
DOPATTA COTTON AV GLTY	EACH	225.00	235.00	250.00	265.00	230.00	255.00
CHADDAR (W/WEAR) (2x2.5 MTR)	EACH	1016.67	950.00	487.50	450.00	337.50	800.00
LUNGI/DHOTI(COTTON) AVG. QLTY	EACH	275.00	300.00	350.00	415.00	230.00	210.00
HANDKERCHIEF AVG. QLTY PAK	EACH	27.50	27.50	30.00	20.00	30.00	25.00
HANDKERCHIEF SUP. QLTY PAK	EACH	51.67	45.00	45.00	37.50	40.00	35.00
GLOVES AV QLTY	PAIR	110.00	110.00	80.00	52.50	60.00	55.00
AZARBAND COTTON AVG. QLTY	EACH	26.67	25.00	12.50	15.00	11.00	10.00
SEWING THREAD/REEL(ASLI PARI)	EACH	8.50	8.50	6.00	5.00	5.00	5.00
WASHING CHARGES PAINT & SHIRT	SUIT	200.00	110.00	50.00	70.00	80.00	100.00
DRY CLEANING SUIT COAT PANT	SUIT	391.67	325.00	350.00	250.00	180.00	450.00
WASHING CH. (KAMIZ-SHALWAR)	PAIR	76.67	65.00	50.00	60.00	35.00	60.00
TAILORING SHIRT	EACH	483.33	425.00	300.00	300.00	265.00	500.00
TAILORING CHARGES PANT (MEN)	EACH	1250.00	775.00	700.00	900.00	550.00	950.00
TAILORING COAT-PANT SUIT	SUIT	5200.00	4350.00	4200.00	2750.00	2500.00	4400.00
TAILORING AWAMI-SUIT (MALE)	SUIT	608.33	575.00	562.50	500.00	475.00	550.00
TAILORING SUIT FEMALE	SUIT	533.33	475.00	300.00	450.00	375.00	650.00
GENTS SHOES PAUL BATA	PAIR	1199.00	1199.00	1199.00	1199.00	1199.00	1199.00
GENTS SANDAL BATA	PAIR	699.00	699.00	699.00	699.00	699.00	699.00
GENTS SPOUNG CHAPPAL BATA	PAIR	179.00	179.00	179.00	179.00	179.00	179.00
LADIES SANDAL BATA	PAIR	499.00	499.00	499.00	499.00	499.00	499.00
LADIES SPOUNG CHAPPAL BATA	PAIR	179.00	179.00	179.00	179.00	179.00	179.00
CHILD SHOE POWER LITE BATA	PAIR	599.00	599.00	599.00	599.00	599.00	599.00
GENTS SHOE, ART 1109 SERVICE	PAIR	999.00	999.00	999.00	999.00	999.00	999.00

Contd.

7.11 Intercity Consumer Prices May, 2015

Description	Unit	Peshawar	Mardan	Abbott- abad	Bannu	D.I. Khan	Mingora
NYLON JOGGER 27 SIZE 2-5 ***	PAIR	1299.00	1299.00	1299.00	1299.00	1299.00	1299.00
CHINA FOOT WEAR AV. QLTY (MALE) *	PAIR	937.50	950.00	900.00	875.00	750.00	1350.00
CHINA FOOT WEAR AV. QLTY (FEMALE) *	PAIR	825.00	875.00	837.50	725.00	475.00	512.50
CHINA FOOT WEAR AV. QLTY (CHILDREN) *	PAIR	508.33	525.00	500.00	475.00	325.00	475.00
SHOE REPAIR HALF SOLE	PAIR	131.67	110.00	100.00	85.00	95.00	155.00
SHOES POLISH CHARGES AVERAGE SHOP	PAIR	20.00	20.00	20.00	20.00	10.00	20.00
HOUSE RENT (combined)	MONTH	7452.00	3150.00	8508.00	3573.00	4672.00	3409.00
rent 2	pm	7452.00	3150.00	8508.00	3573.00	4672.00	3409.00
RENT3	PM	7452.00	3150.00	8508.00	3573.00	4672.00	3409.00
RENT4	PM	7452.00	3150.00	8508.00	3573.00	4672.00	3409.00
RENT5	PM	7452.00	3150.00	8508.00	3573.00	4672.00	3409.00
RENT6	PM	7452.00	3150.00	8508.00	3573.00	4672.00	3409.00
SYNTHETIC ENEMAL ROBIALAC BALTI 3.64 LTR.	EACH	1833.33	1800.00	1950.00	1775.00	1922.50	2170.00
SYNTHETIC ENEMAL ICI BALTI 3.64 LTR.	EACH	1853.33	1900.00	1950.00	1825.00	1989.00	2140.00
CEMENT (LOCAL) SPECIFY BRAND NAME	BAG	495.83	490.00	510.00	505.00	500.00	490.00
BRICKS (NEW) 1ST CLASS	P/1000	7800.00	6800.00	7800.00	6200.00	6200.00	9600.00
CEMENT BLOCKS (6"x8"x12")	P/100	0.00	0.00	0.00	0.00	0.00	3025.00
BAJREE	100CFT	3250.00	3000.00	2933.33	1800.00	3000.00	2450.00
SAND (BLACK PIT SAND)	K100CFT	2000.00	1450.00	2550.00	1400.00	1500.00	2550.00
TIMBER SHESHAM LOG 1ST QUALITY	cubmtL	42378.00	42378.00	0.00	35000.00	32700.00	0.00
IRON BAR (M.S. BAR) 1/2"	P/TON	72500.00	72250.00	73000.00	81500.00	74500.00	74000.00
CARPANTER WAGE RATE	P/DAY	741.67	750.00	800.00	875.00	950.00	950.00
MASON (RAJ) WAGE RATE	P/DAY	900.00	800.00	800.00	1200.00	950.00	1000.00
UNSKILLED LABOUR WAGE RATE	P/DAY	483.33	450.00	400.00	500.00	500.00	500.00
PLUMBER WAGE RSTE	P/DAY	900.00	900.00	0.00	850.00	900.00	900.00
ELECTICIAN WAGE RATE PER DAY **	P/DAY	933.33	900.00	0.00	700.00	900.00	900.00
ELECTICIAN WAGE RATE PER POINT **	P/PNT	100.00	100.00	122.50	90.00	70.00	155.00
WATER CHARGES PER HOUSE	P/MONTH	150.00	120.00	175.00	200.00	100.00	130.00
ELECT.CHARGES UPTO 50 UNITS	P/UNIT	2.00	2.00	2.00	2.00	2.00	2.00
ELECT.CHARGES 01 - 100 UNIT	P/UNIT	5.79	5.79	5.79	5.79	5.79	5.79
ELECT.CHARGES 101 - 300 UNIT	P/UNIT	9.90	9.90	9.90	9.90	9.90	9.90
ELECT.CHARGES 301 - 1000 UNIT	P/UNIT	15.63	15.63	15.63	15.63	15.63	15.63
ELECT.CHARGES ABOVE 1000 UNIT	P/UNIT	17.71	17.71	17.71	17.71	17.71	17.71
ELEC	PM	10.21	10.21	10.21	10.08	10.21	10.21
GAS CHRg upto 3.3719 MMBTU	MMBTU	124.18	124.18	124.18	124.18	0.00	124.18
GAS CHRg 3.3719 - 6.7438 MMBTU	MMBTU	248.37	248.37	248.37	248.37	0.00	248.37
GAS CHRg 6.7438 - 10.1157 MMBTU	MMBTU	248.37	248.37	248.37	248.37	0.00	248.37
GAS CHRg10.1157 - 13.4876 MMBTU	MMBTU	620.91	620.91	620.91	620.91	0.00	620.91
GAS	PM	620.91	620.91	620.91	620.91	0.00	620.91
GAS	PM	372.55	372.55	372.55	372.55	0.00	372.55
KEROSENE OIL	LTR	86.67	92.50	80.00	90.00	80.00	100.00
FIREWOOD WHOLE	40 KG.	658.33	525.00	400.00	490.00	350.00	550.00
CHAIR SHESHAM WOOD WITH ARMS **	EACH	1833.33	1800.00	1600.00	1050.00	2550.00	1450.00
CHAIR PLASTIC (CHAIRMAN) AVERAGE QUALITY	EACH	1133.33	1150.00	915.00	667.50	800.00	500.00
TABLE SHESHAM WOOD (4X2X5") ***	EACH	6166.67	6000.00	6000.00	6000.00	4500.00	5000.00
SOFASET WOODEN WITH FOAM SEAT **	SET	24083.33	19000.00	16500.00	14750.00	18000.00	17250.00
COT IRON (WITH NIWAR)AV.QLTY.	EACH	2100.00	2100.00	2200.00	1737.50	2300.00	1750.00
ALMIRAH (STEEL) 6'X3' 20 GUAGE	EACH	9250.00	8500.00	14500.00	9575.00	9300.00	9375.00
DINNING TABLE 6 CHAIRS A.QLTY	SET	28500.00	27500.00	17000.00	11500.00	17000.00	18500.00
SINGLE BED WITHOUT FOAM MED.	EACH	6666.67	6250.00	3750.00	3500.00	5700.00	4750.00
MATRESS SINGLE(4"THICK)	EACH	4796.67	4750.00	4800.00	4200.00	3350.00	3800.00
FARSHI DARI 12'X9' AV.QLTY	EACH	1416.67	1150.00	1400.00	1450.00	1100.00	1450.00
DARI COTTON (6'x2 1/2) AV.QL	EACH	350.00	375.00	300.00	450.00	400.00	1175.00
CARPET PLAIN AV. QLTY	SQFT.	38.83	41.50	47.50	44.50	35.00	45.00
QUILT (LIHAF) 3 KG. COTTON	EACH	1075.00	1125.00	850.00	900.00	600.00	650.00
BLANKET (90" x 54")	EACH	2483.33	2500.00	3000.00	2800.00	2900.00	4650.00
BEDSHEET SINGLE BED SUP.QLTY	EACH	866.67	825.00	575.00	475.00	500.00	650.00
BED SHEET DOUBLE WITH TWO PILLOW COVERS SUP QLTY	SET	1633.33	1650.00	2200.00	1300.00	1075.00	1250.00
TOWEL(3'x2') AV. QALTY	EACH	300.00	225.00	475.00	260.00	275.00	250.00
CEILING FAN 48" SUPER QLTY **	EACH	3091.67	3000.00	2895.00	3500.00	3250.00	2975.00
PEDESTAL FAN 22" SUPER QLTY	EACH	4700.00	4350.00	4390.00	4400.00	4730.00	3550.00
REFG. DAWLENCE 10 CFT. D.DOOR	EACH	30000.00	30000.00	30400.00	30000.00	33500.00	30500.00

Contd.

7.11 Intercity Consumer Prices May, 2015

Description	Unit	Peshawar	Mardan	Abbott- abad	Bannu	D.I. Khan	Mingora
D-FREEZER WAVES 8 CFT.	EACH	30833.33	30500.00	28900.00	30500.00	29000.00	32250.00
AIRCONDITIONER 1.5 TON PEL	EACH	40000.00	41000.00	40000.00	46250.00	44000.00	44000.00
SPLIT AIR CONDITIONER 1.5 TON (SPECIFY BRAND NAME)	EACH	44750.00	43500.00	44000.00	45000.00	43000.00	44000.00
AIRCOOLER SUPER ASIA	EACH	14500.00	14500.00	10500.00	10500.00	14900.00	9750.00
WASHING MACHINE SINGER	EACH	15500.00	15600.00	15600.00	14700.00	14700.00	14700.00
SEWING MACHINE(SINGER)	EACH	6130.00	6500.00	5860.00	5910.00	5210.00	6095.00
GIZER LARGE SIZE 30 GALLON CAPACITY SUP QLTY	EACH	22900.00	22600.00	20500.00	15200.00	18500.00	15000.00
GAS BURNER DOUBLE SPFY.BRAND	EACH	3406.67	2500.00	1725.00	2500.00	1800.00	1500.00
ELECT. IRON PHILIPS MDL.1120	EACH	2733.33	1600.00	1650.00	1500.00	1000.00	1500.00
ELECTRIC JUICER FOR APPLE	EACH	4666.67	4500.00	4000.00	4700.00	3625.00	1700.00
S.STEEL DEGHCHI MEDIUM SIZE ***	EACH	788.33	650.00	525.00	560.00	500.00	575.00
ALUMINIUM COOKING PAN (DEGCHI) MED SIZE	EACH	675.00	650.00	350.00	585.00	425.00	725.00
NON STICK COOKING PAN (DEGCHI) SUP. QLTY	EACH	1050.00	625.00	600.00	562.50	525.00	725.00
FRYING PAN STEEL AVG. QLTY MED. SIZE	EACH	441.67	375.00	325.00	470.00	352.50	275.00
TAWA IORN (MEDIUM SIZE) AVG. QLTY	EACH	383.33	425.00	425.00	590.00	355.00	325.00
S.STEEL PLATE A.QLTY.(M.SIZE)	EACH	71.67	67.50	75.00	65.00	55.00	62.50
TABLE SPOON S.STEEL SUP.QLTY.	DOZEN	483.33	425.00	300.00	470.00	265.00	550.00
WATER SET JUG+6 GLASSES (OMROC)	SET	466.67	450.00	450.00	475.00	500.00	450.00
TEA SET PAK. CHINAWARE 21 PCS.	SET	2466.67	2200.00	2100.00	1425.00	1550.00	2650.00
DINNER SET PLASTIC 72 PIECES SUPERIOR QLTY	SET	8583.33	8000.00	5500.00	3950.00	3250.00	3750.00
HOTPOT SET PLASTIC 3 PCS.	SET	1216.67	1175.00	1500.00	1525.00	1025.00	1775.00
BUCKET(BALT) PLASTIC MED.SIZ	EACH	375.00	400.00	375.00	435.00	290.00	350.00
LOTA PLASTIC (MED SIZE) AVERAGE QUALITY	EACH	53.33	47.50	55.00	40.00	35.00	55.00
PRESURE COOKER 4 LTR.	EACH	1300.00	1150.00	933.33	1400.00	1100.00	1400.00
WATER COOLER 9/10 LTR.PLASTIC ***	EACH	516.67	500.00	575.00	450.00	600.00	475.00
THERMOS STARVAC 1 LTR	EACH	500.00	425.00	550.00	450.00	500.00	675.00
BULB PHILIPS 100-WATTS	EACH	40.00	40.00	30.00	30.00	25.00	37.50
TUBE LIGHT PHILIPS 40 WATTS	EACH	100.00	100.00	110.00	95.00	95.00	150.00
ELECTRIC BLUBS "0" WATTE LOCAL	EACH	21.67	25.00	20.00	20.00	20.00	25.00
ELECTRIC BLUB ENERGY SAVER 14 WATTS	EACH	170.00	170.00	160.00	160.00	150.00	175.00
WASHING SOAP 250 GMS SPECIFY BRAND NAME	EACH	40.00	40.00	40.00	37.00	30.00	33.75
SURF EXCEL 400 GMS POLY BAG	EACH	115.00	125.00	125.00	125.00	125.00	110.00
WASHING POWDER 1000 GRM	EACH	185.00	185.00	185.00	175.00	185.00	185.00
WASHING POWDER (WHEEL/ BONUS) 100 GRAMS	EACH	95.00	95.00	95.00	95.00	92.50	85.00
CLEANSER POWDER VIM 1000 GM	PKT.	72.22	72.22	72.22	72.22	72.22	66.67
FINIS 500 ML	BOTTLE	170.00	170.00	180.00	130.00	110.00	110.00
PHNYLE TYPHONE/FINIS/CARRANITE 3 LITRES	BOTTLE	150.00	150.00	125.00	130.00	130.00	130.00
HARPIC	BOTTLE	135.00	135.00	127.50	140.00	130.00	125.00
BOOT POLISH CHERRY/KIWI 50ML	EACH	100.00	100.00	100.00	100.00	100.00	100.00
ROBIN BLUE (35 GRAMS)	PKT.	46.67	45.00	30.00	40.00	28.00	30.00
TISSU PAPER PERFUMED 100 PCS.	PKT	113.33	120.00	110.00	90.00	100.00	90.00
TOILET PAPER ROLL (R.PETEL)	P/ROLL	38.00	38.00	35.00	35.00	35.00	27.50
BOOT POLISH LIQUID CHEERY BLOSSOM KIWI 75 ML	BOTTLE	135.00	135.00	130.00	120.00	135.00	120.00
MATCH BOX SMALL	EACH	2.00	2.00	1.25	2.00	1.00	1.00
DRY CELL 1.5 VOLT(LOCAL)	EACH	25.00	25.00	20.00	23.50	20.00	20.00
HAND STITCHING NEEDLE M.SIZE	PACKET	5.83	6.00	9.00	6.00	6.00	5.00
SEWING MACHINE NEEDLE (SINGER)	EACH	5.83	6.00	7.50	5.00	5.00	5.00
HOUSEHOLD SERVANT FEMALE P/T	P/MNTH	1516.67	1200.00	2500.00	1500.00	2750.00	2750.00
MARRIAGE HALL WITH FURNITURE	P/HEAD	233.33	250.00	105.00	85.00	100.00	60.00
SEPTRAN TABLETS	10TAB.	15.00	15.00	15.00	15.00	16.00	15.00
BRUFEN TABS 200-MG.	10TAB.	10.00	10.00	10.00	10.00	10.00	10.00
PANADOL TAB. EXTRA/PLAIN	10TAB.	10.00	10.00	10.00	10.00	10.00	10.00
DISPRIN TAB.	10TAB.	10.00	10.00	10.00	10.00	10.00	10.00
TRISIL TAB.	10 TAB	10.00	10.00	10.00	10.00	10.00	10.00
FLAGYL TAB. 200 MG.	10TAB.	10.00	10.00	10.00	10.00	10.00	10.00
VENTOLIN TAB. 2MG.	10TAB.	9.00	9.00	9.00	9.00	9.00	9.00
DAONIL TAB. 5 MG.	10TAB.	17.00	17.00	17.00	17.00	17.00	17.00
ENTOX TAB.	10TAB.	10.00	10.00	10.00	10.00	10.00	10.00
RENITEC TAB. 5 MG.	10TAB.	59.00	59.00	59.00	59.00	59.00	59.00
CAC. 1000 TAB	BOTTLE	122.00	122.00	122.00	122.00	122.00	122.00
AMOXIL CAPSOLE 250 MG.S	10CAP.	36.00	36.00	36.00	36.00	36.00	36.00
CALCIUM SYRUP SANDOZ	BOTTLE	64.00	64.00	64.00	64.00	64.00	64.00

Contd.

7.11 Intercity Consumer Prices May, 2015

Description	Unit	Peshawar	Mardan	Abbott- abad	Bannu	D.I. Khan	Mingora
LEDERPLEX SYRUP	BOTTLE	35.00	35.00	35.00	35.00	35.00	35.00
SANCOS SYRUP (50 ML.)	BOTTLE	30.00	30.00	30.00	30.00	30.00	30.00
PHENERGAN SYRUP 120 ML.	BOTTLE	33.00	33.00	33.00	33.00	33.00	33.00
CALPOL SYRUP 60 ML.	BOTTLE	28.00	28.00	28.00	28.00	28.00	28.00
HYDRYLLIN SYRUP 120 ML.	BOTTLE	65.00	65.00	65.00	65.00	65.00	65.00
POLYFAX EYE OINTMENT	TUBE	21.00	21.00	21.00	21.00	21.00	21.00
BETNESOL EYE DROPS	BOTTLE	33.89	33.89	33.89	33.89	33.89	33.89
EAR DROPS (CARDISPORINE) ***	BOTTLE	21.00	21.00	21.00	21.00	21.00	21.00
BETNOVATE-N OINTMENT 5 GMS	TUBE	16.00	16.00	16.00	16.00	16.00	16.00
BURNOL CREAM 30 GRM	TUBE	16.00	16.00	16.00	16.00	16.00	16.00
VICKS VAPORUB/BALM	BOTTLE	36.00	36.00	36.00	36.00	36.00	36.00
GLYCRINE SMALL BOTTLE	BOTTLE	20.00	20.00	35.00	25.00	15.00	25.00
JOUHAR JOSHANDA	PKT.	8.00	8.00	6.00	6.00	7.00	8.00
GALXOS-D (450 GRMS)	PKT.	157.50	157.50	151.88	157.50	151.88	151.88
GRUPE-WATER WOODWARDS	BOTTLE	50.00	50.00	50.00	50.00	50.00	50.00
SANIPLAST ONE PUTTY	EACH	2.00	2.00	2.00	2.00	2.00	1.50
O.R.S. (NIMCOL)	PKT.	16.33	15.00	15.00	15.00	15.00	15.00
DETTOL (MEDIUM)	BOTTLE	46.80	46.80	46.80	46.80	46.80	46.80
COTTON BANDAGE 2" - 4"	EACH	9.00	9.00	10.50	10.00	5.50	6.00
THERMOMETER CHINA	EACH	41.50	42.00	47.50	40.00	45.00	40.00
DOCTOR (MBBS) CLINIC FEE	P/PAT.	220.83	225.00	150.00	150.00	200.00	250.00
URINE TEST (DR) CHARGES	P/TEST	100.00	100.00	60.00	100.00	120.00	100.00
BLOOD TEST (CP) CHARGES	P/TEST	200.00	200.00	100.00	175.00	130.00	250.00
SUGAR TEST (RANDOM/FASTING BOTH) CHARGES	P/TEST	200.00	200.00	140.00	90.00	140.00	100.00
ECG CHARGES	P/TEST	200.00	200.00	200.00	243.75	300.00	150.00
X-RAY (CHEST) CHARGES	P/X-RAY	216.67	180.00	200.00	200.00	300.00	180.00
CAR SUZUKI 800 CC (W/O. A/C)	EACH	708800.00	708800.00	645000.00	0.00	642000.00	0.00
CAR SUZUKI 1000 CC	EACH	1083000.00	1085800.00	1105000.00	0.00	1052000.00	0.00
CAR TOYOTA 1300 CC	EACH	1648000.00	1648000.00	1590000.00	0.00	1700500.00	0.00
CAR HONDA CIVIC	EACH	2475000.00	2475000.00	2180000.00	0.00	0.00	0.00
MOTORCYCLE HONDA CD-70.	EACH	69900.00	69900.00	69900.00	69000.00	70000.00	70000.00
MOTORCYCLE YAMAHA 100CC.	EACH	80000.00	80000.00	79300.00	84000.00	79300.00	0.00
MOTOR CYCLE HERO 70 CC	EACH	44000.00	43000.00	46000.00	43000.00	45000.00	45000.00
BICYCLE WITH TYRES & TUBES	EACH	8333.33	7700.00	9800.00	8900.00	6825.00	6300.00
TYRE CAR WITH TUBE GENERAL	EACH	3750.00	3550.00	3350.00	4800.00	3500.00	3125.00
TYRE MOTOR CYCLE WITHOUT TUBE	EACH	1300.00	1275.00	1500.00	1325.00	1050.00	1262.50
TYRE CYCLE SPECIFY BRAND NAME	EACH	371.67	325.00	450.00	545.00	325.00	500.00
TYRE CAR W/O TUBE	EACH	3380.00	3250.00	3300.00	4400.00	3600.00	2925.00
PETROL SUPER	LITRE	74.29	74.29	74.29	74.29	74.29	74.29
HIGH SPEED DIESEL HSD	LITRE	83.61	83.61	83.61	83.61	83.61	83.61
CNG	K.G.	76.35	0.00	0.00	0.00	0.00	76.35
GAS CYLINDER STAND. SIZE	EACH	1100.00	1100.00	1150.00	970.00	1200.00	1020.00
MOTOR CYCLE SERVICE CHARGES	EACH	296.67	280.00	350.00	325.00	275.00	275.00
CAR SERVICE CHARGES	EACH	300.00	300.00	400.00	0.00	400.00	282.50
TYRE PUNCTURE CHARGES	EACH	55.83	50.00	75.00	70.00	50.00	55.00
CYCLE OVERHAULING CHARGES	EACH	350.00	350.00	275.00	550.00	300.00	250.00
CAR TAX FOR 800CC TO 1300CC	YEARLY	1075.00	1075.00	1075.00	1075.00	1075.00	1075.00
TRAIN FARE ECO. 1-100 KM.	P/KM.	0.68	0.00	0.68	0.68	0.00	0.00
TRAIN FARE ECO. 101-500 KM.	P/KM.	0.98	0.00	0.98	0.98	0.00	0.00
TRAIN FARE ECO. > 500 KM.	P/KM.	0.89	0.00	0.89	0.89	0.00	0.00
TRAIN FARE IST SLP. 1-100KM	P/KM.	2.10	0.00	2.10	2.10	0.00	0.00
TRAIN FARE IST SLP.101-500 KM	P/KM.	2.59	0.00	2.59	2.59	0.00	0.00
TRAIN FARE IST SLP. > 500 KM	P/KM.	1.99	0.00	1.99	1.99	0.00	0.00
TRAIN FARE A/C SLP. 1-100KM.	P/KM	5.76	0.00	5.76	5.76	0.00	0.00
TRAIN FARE A/C SLP.101-500KM	P/KM.	4.59	0.00	4.59	4.59	0.00	0.00
TRAIN FARE A/C SLP > 500KM.	P/KM	4.16	0.00	4.16	4.16	0.00	0.00
PLATFORM TICKET	EACH	10.00	0.00	10.00	10.00	0.00	0.00
AUTO RICKSHAW FARES	KM/MIN	55.00	60.00	50.00	30.00	50.00	50.00
FULL TONGA CHARGES	KM/MIN	60.00	60.00	60.00	40.00	0.00	0.00
TAXI 4 SEATER FARE	KM/MIN	100.00	100.00	65.00	40.00	150.00	75.00
BUS FARE MIN (WITHIN CITY)	TICKET	10.00	10.00	10.00	10.00	0.00	0.00
BUS FARE MAX (WITHIN CIT	TICKET	20.00	19.00	10.00	20.00	0.00	0.00

Contd.

7.11 Intercity Consumer Prices May, 2015

Description	Unit	Peshawar	Mardan	Abbott- abad	Bannu	D.I. Khan	Mingora
BUS FARE OUTSIDE CITY	P/KM.	0.80	0.80	0.80	0.80	0.80	0.80
A/C BUS FARE OUTSIDE CITY	P/KM.	0.90	0.90	0.90	0.90	0.90	0.90
MINIBUS FARE MIN.WITH IN CITY	TICKET	10.00	0.00	0.00	0.00	0.00	0.00
MINIBUS FARE MAX.WITH IN CITY	TICKET	20.00	0.00	0.00	0.00	0.00	0.00
SUZUKI FARE MIN.WITH IN CITY	TICKET	10.00	10.00	10.00	0.00	10.00	10.00
SUZUKI FARE MAXIMUM W.IN CITY	TICKET	20.00	15.00	13.00	0.00	15.00	15.00
AIR FARE ECONOMY CLASS.	P/KM.	19.26	0.00	0.00	0.00	0.00	0.00
POSTAL ENVELOPE DOMESTIC	EACH	8.00	8.00	8.00	8.00	8.00	8.00
ENVELOPE FOR SAUDI ARABIA	EACH	50.00	50.00	50.00	50.00	50.00	50.00
POSTAL REGISTRATION CHARGES	EACH	28.00	28.00	28.00	28.00	28.00	28.00
U.M.S. REG CHARGES MIN.	EACH	58.00	58.00	59.00	59.00	58.00	59.00
T.C.S. CH. MIN.WITH IN ZONE	EACH	150.00	150.00	150.00	110.00	110.00	95.00
TELEPHONE CHARGES LOCAL CALL	P/CALL	3.94	3.94	3.94	3.94	3.94	3.94
TEL CHARGES OUT SIDE CITY	P/CALL	3.94	3.94	3.94	3.94	3.94	3.94
INTERNET CHARGES	P/HOUR	30.00	30.00	30.00	25.00	42.50	30.00
MOBILE CELL CHARGES	P/UNIT	2.88	2.88	4.00	2.88	2.50	2.50
FAX CHARGES (LOCAL)	P/PAGE	20.00	20.00	17.50	15.00	15.00	10.00
TELEPHONE SET AV. QLTY	EACH	1200.00	1250.00	1400.00	1012.50	1300.00	1075.00
MOBILE SET NOKIA/SONY/ERICSON/SAMSUNG WITHOUT CAMERA	EACH	2775.00	2850.00	3550.00	2600.00	2250.00	2487.50
T.V. 20" COLORED WEGA H-A21.	EACH	18600.00	19000.00	20000.00	22000.00	20000.00	24750.00
T.V 20" COLOR CHINA/KORIA)	EACH	8083.33	9000.00	10500.00	9000.00	9550.00	8125.00
V.C.P. PANASONIC/LG/NAT	EACH	3916.67	0.00	6500.00	6500.00	5000.00	0.00
DVD/VCD PLAYER PANASONIC/LG	EACH	3066.67	4000.00	4600.00	2500.00	5500.00	3000.00
RADIO WITH C.PLAYER NATIONAL	EACH	2616.67	2600.00	2800.00	2175.00	1900.00	1450.00
PERSONNEL COMPUTER (BRANDED)	EACH	50000.00	48800.00	35000.00	52000.00	41500.00	33500.00
VID. CASSETTE BLK. TDK/SONY	EACH	100.00	100.00	150.00	110.00	100.00	125.00
COM. C.D. (TDK/IMATION)	EACH	40.00	40.00	50.00	65.00	50.00	50.00
TAPE RECORDER CASSETTE BLANK	EACH	33.33	30.00	60.00	25.00	42.50	70.00
VIDEO GAME SEGA 16 BYTE	EACH	1250.00	1250.00	1800.00	1450.00	1475.00	0.00
CINEMA A/C. HIGH CLASS	TICKET	70.00	30.00	0.00	0.00	0.00	0.00
CINEMA NON-A/C HIGH CLASS	TICKET	70.00	30.00	30.00	40.00	50.00	100.00
CABLE CHARGES	PER MONT	200.00	300.00	250.00	300.00	300.00	200.00
TV.LICENCE FEE DOMESTIC	YEARLY	420.00	420.00	420.00	420.00	420.00	420.00
ENGLISH BOOK CLASS V1	EACH	75.00	75.00	75.00	75.00	75.00	75.00
ENGLISH BOOK CLASS IX OR X	EACH	68.00	68.00	68.00	68.00	68.00	68.00
ENG. BOOK IST.YR COMPLETE SET	EACH	76.00	76.00	76.00	76.00	76.00	76.00
ENGLISH BOOK BA/B.SC	EACH	120.00	120.00	120.00	120.00	120.00	120.00
URDU BOOK CLASS V (T.B.BORD)	EACH	76.00	76.00	76.00	76.00	76.00	76.00
URDU BOOK CLASS IX/X(T.B.B)	EACH	58.50	58.50	58.50	58.50	58.50	58.50
URDU BOOK IST.YEAR/INTER	EACH	81.00	76.00	76.00	76.00	76.00	76.00
URDU BOOK BA/B.SC	EACH	170.00	160.00	160.00	160.00	160.00	160.00
MATHS BOOK CALSS V (T.B.B)	EACH	105.00	105.00	105.00	105.00	105.00	105.00
MATHS BOOK CLASS IX OR X	EACH	114.00	114.00	114.00	114.00	114.00	114.00
MATHS BOOK IST.YEAR (T.B.B)	EACH	176.00	176.00	176.00	176.00	176.00	176.00
PAKISTAN STUDIES BOOK BA/B.SC	EACH	120.00	120.00	120.00	120.00	120.00	120.00
DAILY "DAWN"	P/COPY	19.00	19.00	19.00	19.00	19.00	19.00
DAILY "JANG"	P/COPY	12.00	12.00	12.00	12.00	12.00	12.00
DAILY "NAWA-E-WAQT"	P/COPY	12.00	12.00	12.00	12.00	12.00	12.00
WEEKLY "AKHBAR-E-JAHAN"	P/COPY	55.00	55.00	55.00	55.00	55.00	55.00
WEEKLY "MAG"	P/COPY	45.00	45.00	45.00	45.00	45.00	45.00
MONTHLY "NAUNEHAL DIGEST"	P/COPY	35.00	35.00	35.00	35.00	35.00	35.00
PAPER FOOLSCAPE (27"x17")	QUIRE	20.00	20.00	37.50	32.50	47.50	25.00
EXERCISE.BOOK LINED 80/100 PGS	EACH	71.67	65.00	60.00	55.00	45.00	60.00
PENCILGOLDFISH/DEER	EACH	5.17	5.00	5.50	5.00	5.00	7.50
PEN INK DOLLOR 57 ML BOTTLE	EACH	20.00	20.00	20.00	20.00	20.00	20.00
PHOTOSTATE PAPER 70 GM	PRT	323.33	330.00	320.00	282.50	350.00	350.00
BALL PEN (local)	EACH	5.50	6.00	7.00	6.50	5.00	5.00
FOUNTAIN PEN HERO/WINGS/CHINA	EACH	44.17	50.00	55.00	35.00	40.00	50.00

Contd.

7.11 Intercity Consumer Prices May, 2015

Description	Unit	Peshawar	Mardan	Abbott- abad	Bannu	D.I. Khan	Mingora
PRIVATE SCHOOL FEE ENGLISH MEDIUM AVERAGE STANDARD (CLASS I)	P/MONTH	1916.67	2000.00	1512.50	575.00	500.00	1000.00
PRIVATE SCHOOL FEE ENGLISH MEDIUM AVERAGE STANDARD (CLASS V)	P/MONTH	2016.67	2300.00	1797.50	700.00	800.00	1000.00
PRIVATE SCHOOL FEE ENGLISH MEDIUM AVERAGE STANDARD (CLASS VI)	P/MONTH	2033.33	2300.00	1847.50	775.00	1000.00	1250.00
PRIVATE SCHOOL FEE ENGLISH MEDIUM AVERAGE STANDARD (CLASS X)	P/MONTH	2125.00	2800.00	2287.50	900.00	1800.00	2000.00
PRIVATE MEDICLE COLLEGE FEE MBBS (1ST YEAR)	P/MONTH	50000.00	0.00	50000.00	0.00	0.00	0.00
PRIVATE ENGINEERING COLLEGE FEE (ISTR YEAR)	P/MONTH	15000.00	15000.00	0.00	0.00	0.00	0.00
GOVT. COLLEGE FEE 1ST. YEAR	MONTH	42.09	42.09	42.09	42.09	42.09	42.09
GOVT. COLLEGE FEE 4TH. YEAR	MONTH	54.90	54.79	50.00	50.00	39.59	39.59
GOVT. UNIVERSITY FEE MSC.	MONTH	1487.93	1487.93	539.58	620.00	540.00	540.00
GOVT. MED. COLLEGE FEE MBBS	MONTH	641.67	641.66	641.66	642.00	641.66	641.66
GOVT. ENGG. COLL. FEE 1 YEAR	MONTH	595.83	595.83	0.00	404.17	595.83	0.00
COACHING FEE FOR CLASS IX/X	P/MONTH	2500.00	2500.00	1200.00	700.00	1000.00	1750.00
COACHING CHARGES FOR CLASS 1ST YEAR/INTER (SCIENCE)	P/MONTH	3000.00	3000.00	1500.00	700.00	1100.00	2750.00
COACHING CHARGES FOR CLASS 1ST YEAR/INTER (COMMERCE)	P/MONTH	3000.00	3000.00	1000.00	750.00	1000.00	950.00
I.T. TUITION FEES	P/MONTH	5277.83	5000.00	4166.00	2500.00	2100.00	0.00
MBA TUITION FEES	P/MONTH	6369.50	6000.00	3000.00	3000.00	2100.00	0.00
BREAD TANDOORI ST. SIZE	EACH	10.00	10.00	10.00	10.00	6.00	10.00
COOKED MUTTON (AV. HOTEL)	PLATE	150.00	120.00	150.00	150.00	140.00	145.00
COOKED BEEF (AV. HOTEL)	PLATE	120.00	100.00	90.00	90.00	100.00	105.00
COOKED DAL (AV. HOTEL)	PLATE	60.00	60.00	57.50	47.50	70.00	50.00
CHICKEN BIRYANI FULL/DOUBLE	PLATE	133.33	120.00	140.00	120.00	145.00	190.00
TEA PREPARED (ORDINARY)	CUP	15.00	20.00	17.50	15.00	15.00	17.50
HAIRCUT CHARGES FOR MEN	P/CUT	141.67	120.00	85.00	70.00	55.00	75.00
BEAUTY PORL HAIR STYL CHARGE	P/STY.	250.00	225.00	400.00	162.50	140.00	450.00
SHAVING CHARGES	PER SHV	76.67	80.00	42.50	37.50	32.50	52.50
LIPSTICK S.MISS/MEDORA	EACH	110.00	120.00	100.00	100.00	100.00	90.00
NAIL POLISH S.MISS/MEDORA	EACH	100.00	100.00	105.00	100.00	100.00	85.00
PERFUME MED.SIZE MEDORA/BROACH	EACH	193.33	200.00	110.00	120.00	180.00	150.00
HAIR-OIL AMLA/CHAMBELI	BOTTLE	115.00	115.00	120.00	100.00	85.00	100.00
TOILET SOAP LUX 95 GRAMS	EACH	34.70	34.70	34.70	34.70	34.70	34.70
TOILET SOAP LIFEBOUY 140 GRM	EACH	36.00	36.00	36.00	36.00	36.00	36.00
TOILET SOAP SAFEGUARD BATH SIZE	EACH	48.00	48.00	48.00	50.00	48.00	48.00
TOOTHPASTE MACKLINES 70 GRM	EACH	50.00	50.00	50.00	50.00	50.00	50.00
TOOTHPAST MED SIZE CLGATE 70 GMS	EACH	60.67	60.67	60.67	60.67	60.67	60.67
TOOTHBRUSH SHEILD A/PLAUQUE	EACH	45.00	45.00	42.50	32.50	40.00	46.25
TOOTHPOWDER DENTONIC 90 GRM	EACH	25.00	25.00	25.00	25.00	25.00	25.00
HAIR-COLOUR BEGIN (6 GMS)	EACH	96.67	100.00	90.00	95.00	90.00	100.00
HAIR COLOUR (KALAKOLA)	BOTTLE	130.00	130.00	130.00	120.00	125.00	120.00
FACECREAM PONDS (MEDIUM)	EACH	110.00	110.00	110.00	120.00	110.00	120.00
TALC POWDER VICE ROAY,B.CAT	EACH	120.00	145.00	120.00	120.00	110.00	110.00
BLADE TREET ORDINARY 10'S	PKT.	30.83	35.00	30.00	30.00	30.00	30.00
BLADE 7-O-CLOCK STAIN. 5'S	PKT.	35.00	35.00	30.00	30.00	30.00	32.50
SHAMPOO SUNSILK/PAINTIN 100 ML	BOTTLE	100.00	100.00	100.00	100.00	110.00	110.00
BEAUTY CREAM (FAIR & LOVELY)	EACH	85.00	85.00	155.00	85.00	120.00	115.00
HAIR REMOVING CREAM (EU-CREAM)	TUBE	60.00	60.00	60.00	55.00	55.00	65.00
GEL MEDIUM SIZE	BOTTLE	120.00	120.00	120.00	65.00	85.00	120.00
DISPOSABLE RAZOR GILLET-II	EACH	45.00	45.00	35.00	35.00	40.00	45.00
SHAVING CREAM TOUCH-ME/ADM.	EACH	60.00	60.00	60.00	55.00	55.00	60.00
GOLD TEZABI 24 CT	10 GM.	40500.00	40500.00	40300.00	41450.00	40120.00	39083.00
SILVER TEZABI 24 CT	10 GM.	633.00	625.00	660.00	740.00	565.00	567.00
ARTIFICIAL JEWELLARY SET	SET	950.00	850.00	662.50	750.00	230.00	2125.00
WRIST WATCH GENTS CITIZEN (ORIGINAL) ***	EACH	4000.00	4000.00	2000.00	2500.00	2500.00	2500.00
WRIST WATCH LADIES CITIZEN (ORIGINAL) ***	EACH	4000.00	4000.00	1800.00	2500.00	2500.00	2500.00
WALL CLOCK QUARTZ AV.QLTY	EACH	1350.00	1350.00	525.00	425.00	255.00	650.00
SUITCASE REXIN (24"x16"x6")	EACH	783.33	900.00	1000.00	750.00	725.00	800.00
TRUNK MEDIUM SIZE ***	EACH	4250.00	3800.00	1150.00	1725.00	1300.00	2200.00
PURSE LADIES (LEATHER) AVERAGE QUALITY	EACH	1266.67	975.00	700.00	675.00	500.00	600.00

7.11 Intercity Consumer Prices May, 2015

Description	Unit	Quetta	Turbat	Gawadar	Loralai	Khuzdar	D.M. Jamali
WHEAT	10 KG.	385.00	480.00	480.00	360.00	430.00	300.00
WHEAT FLOUR FINE/SUPERIOR.	KG.	43.00	60.00	58.00	37.00	48.00	37.00
WHEAT FLOUR AVG. QLTY	KG.	41.00	52.00	52.00	36.00	45.00	34.00
WHEAT FLOUR BAG	10 KG.	410.00	500.00	520.00	370.00	450.00	385.00
MAIDA	KG.	70.00	78.00	80.00	60.00	52.00	45.00
SUJI	KG.	70.00	80.00	80.00	60.00	70.00	50.00
BESAN AV. QLTY.	KG.	120.00	110.00	120.00	100.00	110.00	90.00
RICE BASMATI SUP. QLTY.	KG.	150.00	170.00	170.00	136.00	105.00	120.00
RICE BASMATI 385/386	KG.	95.00	90.00	105.00	125.00	65.00	82.50
RICE BASMATI BROKEN AV.QLTY	KG.	80.00	67.50	70.00	80.00	50.00	45.00
RICE IRRI-6 (SINDH/PUNJAB)	KG.	50.00	55.00	56.00	50.00	45.00	37.50
VERMICELLI	KG.	75.00	80.00	70.00	70.00	70.00	70.00
BREAD PLAIN MEDIUM SIZE	EACH	40.00	30.00	30.00	35.00	40.00	30.00
RUSK (PAPAY)	KG.	135.00	160.00	160.00	160.00	150.00	120.00
BISCUITS-PACKED	PKT	35.00	35.00	35.00	35.00	35.00	35.00
BISCUIT-BAKERY (LOOSE)	250 GM	55.00	56.00	60.00	55.00	80.00	70.00
CORNFLAKS FAUJI 225 GM.	PKT	162.00	153.00	154.00	120.00	153.00	180.00
SAMOSA (VEGATABLE)	EACH	12.00	7.00	6.00	15.00	6.00	10.00
PASTRY AV.QLTY.	EACH	22.50	20.00	20.00	22.50	15.00	20.00
PATTIES (VEGATABLES)	EACH	25.00	20.00	20.00	20.00	15.00	17.00
NIMCO	250 GM	45.00	70.00	70.00	75.00	80.00	65.00
CHIPS	250 GM	50.00	65.00	80.00	60.00	80.00	65.00
BEEF WITH BONE AV.QLTY.	KG	365.00	350.00	380.00	300.00	320.00	260.00
MUTTON AV.QLTY.	KG	600.00	650.00	650.00	560.00	520.00	540.00
CHICKEN FARM BROILER (LIVE)	KG	180.00	305.00	300.00	260.00	225.00	185.00
FISH-RAHU MEDIUM SIZE	KG	330.00	350.00	335.00	260.00	250.00	225.00
MILK FRESH (UNBOILED)	LTR.	85.00	110.00	110.00	85.00	80.00	80.00
CURD	KG.	100.00	120.00	120.00	90.00	90.00	120.00
MILK TETRA PACK 1/2 LTR.	PKT.	60.00	64.00	60.00	60.00	50.00	50.00
LACTOGEN 400 GRAMS	PKT.	425.00	425.00	425.00	435.00	395.00	435.00
POWDER MILK NIDO 400GM.	PKT	350.00	350.00	350.00	350.00	350.00	345.00
MILK POWDER LOOSE/PACKED	KG.	400.00	500.00	495.00	400.00	675.00	475.00
BUTTER LOCAL PACKED	50 GM.	24.00	30.00	30.00	0.00	30.00	30.00
EGGS FARM	DOZ	90.00	110.00	110.00	160.00	85.00	100.00
MUSTARD OIL AV.QLTY.	KG.	190.00	200.00	210.00	180.00	190.00	165.00
COOKING OIL (DALDA)	2.5LTR	490.00	505.00	505.00	485.00	485.00	490.00
COOKING OIL (PAKWAN) OTHER BRAND SPECIFY	2.5 LTR	450.00	510.00	530.00	500.00	485.00	460.00
VEGETABLE GHEE TIN	2.5KG.	480.00	510.00	510.00	400.00	495.00	480.00
VEGETABLE GHEE (LOOSE)	KG.	170.00	180.00	170.00	120.00	130.00	170.00
DATES AV.QLTY.	KG.	185.00	100.00	120.00	200.00	90.00	200.00
PISTACHIO AV.QLTY.	50 GM.	60.00	60.00	65.00	60.00	130.00	55.00
ALMONDS WHOLE AV.QLTY.	KG.	445.00	530.00	525.00	600.00	800.00	725.00
COCONUT DRY AV.QLTY.	KG.	240.00	200.00	200.00	220.00	400.00	270.00
RAISINS AV.QLTY.	50 GM.	22.50	20.00	20.00	14.00	60.00	27.50
GROUNDNUTS (WITH SHELL)	KG.	140.00	145.00	150.00	180.00	200.00	240.00
MALTA/MOSAMBI	DOZ	0.00	0.00	0.00	0.00	0.00	0.00
KINNU	DOZ	87.50	100.00	100.00	55.00	60.00	110.00
APPLE	KG	130.00	120.00	125.00	150.00	100.00	150.00
ALOO BUKHARA	KG	120.00	0.00	0.00	0.00	0.00	0.00
POMEGRANATE (ANNAR)	KG	0.00	0.00	0.00	0.00	0.00	0.00
GRAPES	KG	0.00	0.00	0.00	0.00	0.00	0.00
BANANAS	DOZ	80.00	80.00	80.00	100.00	50.00	55.00
MANGO KALMI	KG	90.00	0.00	0.00	75.00	0.00	0.00
GUAVA	KG	0.00	0.00	0.00	0.00	0.00	0.00
WATERMELON (TURBOOZ)	KG	30.00	35.00	30.00	35.00	30.00	20.00
MUSKMELON (KHARBOOZA)	KG	50.00	40.00	30.00	80.00	40.00	20.00
SWEETMELON (GARMA)	KG	0.00	0.00	0.00	0.00	0.00	0.00
PULSE MASOOR (WHOLE)	KG.	150.00	125.00	130.00	120.00	100.00	140.00
PULSE MASOOR (WASHED)	KG.	155.00	130.00	135.00	120.00	105.00	155.00
PULSE MOONG (WASHED)	KG.	185.00	140.00	140.00	160.00	140.00	180.00
PULSE MASH (WASHED)	KG.	205.00	150.00	152.50	180.00	130.00	145.00
PULSE GRAM	KG.	110.00	95.00	100.00	121.25	80.00	80.00

Contd.

7.11 Intercity Consumer Prices May, 2015

Description	Unit	Quetta	Turbat	Gawadar	Loralai	Khuzdar	D.M. Jamali
GRAM WHOLE BLACK AV QLTY.	KG.	105.00	120.00	120.00	120.00	150.00	110.00
GRAM WHOLE YELLOW AV.QLTY	KG.	150.00	160.00	160.00	120.00	170.00	160.00
BEANS (LAL LOBIA)	KG.	140.00	90.00	90.00	120.00	140.00	125.00
POTATOES	KG	16.00	30.00	35.00	10.00	25.00	12.50
ONION	KG	40.00	45.00	45.00	80.00	30.00	35.00
TURNIP	KG	0.00	0.00	0.00	0.00	0.00	0.00
RADISH	KG	0.00	0.00	0.00	0.00	0.00	0.00
TOMATOES	KG	45.00	65.00	70.00	20.00	50.00	35.00
CABBAGE	KG	0.00	0.00	0.00	0.00	0.00	0.00
CAULIFLOWER	KG	0.00	0.00	0.00	0.00	0.00	0.00
BRINJAL	KG	27.50	80.00	70.00	60.00	35.00	17.50
PUMPKIN	KG	32.50	50.00	45.00	50.00	0.00	50.00
BOTTLEGOURD	KG	37.50	195.25	70.00	60.00	30.00	50.00
LADY FINGER	KG	62.50	125.00	115.00	100.00	85.00	55.00
PEAS	KG	0.00	0.00	0.00	0.00	0.00	0.00
SPINACH	KG	0.00	0.00	0.00	0.00	0.00	0.00
TINDA	KG	57.50	95.00	85.00	30.00	50.00	65.00
TURAI	KG	42.50	80.00	90.00	60.00	0.00	65.00
KARAILA	KG	52.50	120.00	110.00	80.00	50.00	45.00
ARVI	KG	0.00	0.00	0.00	0.00	0.00	0.00
CHILLIES GREEN	KG	57.50	100.00	110.00	100.00	75.00	45.00
CARROT	KG	0.00	0.00	0.00	0.00	0.00	0.00
COCUMBER (KHEERA)	KG	37.50	75.00	85.00	40.00	0.00	20.00
LEMON	250GM	47.50	80.00	75.00	25.00	80.00	45.00
SUGAR REFINED	KG.	60.00	65.00	67.50	60.00	55.00	56.50
GUR AV.QLTY	KG.	85.00	95.00	90.00	70.00	80.00	65.00
HONEY LANGANESE 500 GM.	BOTTLE	740.00	650.00	700.00	610.00	500.00	800.00
MILO 200 GM.	BOTTLE	185.00	150.00	150.00	200.00	200.00	220.00
CUSTARD POWDER RAFHAN 300 GM.	PKT	75.00	80.00	80.00	80.00	70.00	75.00
TOFFEE (HILAL)	EACH	1.00	2.00	2.50	1.00	1.00	2.00
CHOWKELATE CANDY (SMALL SIZE)	EACH	5.00	5.00	5.00	5.00	5.00	5.00
SWEETMEAT (MIXED)	KG	250.00	350.00	350.00	250.00	300.00	285.00
ICE CREAM WALLS	CUP.	40.00	40.00	40.00	40.00	40.00	40.00
ICE	KG	15.00	10.00	10.00	12.00	20.00	10.00
JAM AHMED/MITCHELLES	BOTTLE	140.00	115.00	115.00	140.00	190.00	125.00
SQUASH-MITCHELLES	BOTTLE	145.00	142.50	150.00	150.00	150.00	150.00
ROOH AFZA	BOTTLE	145.00	150.00	155.00	150.00	145.00	150.00
JAM-E-SHIREEN	BOTTLE	145.00	150.00	150.00	150.00	155.00	150.00
SAUNF	50 GM	13.50	14.50	14.00	15.00	30.00	15.00
CINAMON LOOSE AV. QLTY	50 GM.	22.50	30.00	40.00	25.00	30.00	22.50
CUMINSEED WHITE NATIONAL	50 GM.	50.00	51.00	50.00	54.00	50.00	54.00
PEPPER BLACK NATIONAL	50 GM.	96.00	74.00	75.00	96.00	80.00	96.00
CLOVES LOOSE AV.QLTY	50 GM.	86.00	50.00	50.00	100.00	80.00	120.00
CARDAMOM LARGE LOOSE AV.QLTY	50 GM.	145.00	60.00	70.00	150.00	160.00	105.00
CARDAMOM SMALL AV.QLTY	50 GM.	180.00	150.00	150.00	150.00	180.00	65.00
SALT-POWDERED (LAHORI) LOOSE	KG.	10.00	10.00	10.00	12.00	10.00	10.00
SALT POWDERED (NATIONAL/SHAN)	PKT	25.00	20.00	25.00	25.00	25.00	25.00
CHILLIES POWD.NATIONAL 200GM	PKT	105.00	105.00	105.00	105.00	105.00	105.00
CHILLIES POWDER LOOS	KG.	290.00	350.00	350.00	300.00	200.00	255.00
CORRIANDER SEED POWD.NATIONAL	PKT	80.00	80.00	80.00	104.00	100.00	87.00
CORRIANDER SEED (LOOSE)	KG.	230.00	150.00	290.00	200.00	300.00	245.00
TURMERIC POWD.NATIONAL 50GM	PKT.	35.00	35.00	35.00	35.00	39.00	35.00
CURRY POWD. NATIONAL 200 GM	PKT.	87.00	86.00	86.00	86.00	86.00	86.00
TOMATO KETCHUP AHMED/MITCHL	BOTTLE	85.00	80.00	80.00	90.00	90.00	95.00
PICKLES AHMED/MITCHELLES	BOTTLE	105.00	100.00	100.00	110.00	110.00	92.50
VINEGAR SYNTHETIC (SIRKA)	BOTTLE	85.00	50.00	60.00	80.00	50.00	75.00
GARLIC	KG	130.00	155.00	160.00	100.00	150.00	120.00
GINGER	KG	130.00	190.00	200.00	200.00	180.00	240.00
TAPAL DANEDAR TEA 200GM PACKET	PKT	136.84	136.84	136.84	126.32	126.32	129.47
TEA LIPTON YELLOW LABEL 200GM.	PKT.	131.58	131.58	131.58	131.58	149.47	131.58
TEA LOOSE KENYA AV.QLTY 250GM.	PKT.	112.50	160.00	170.00	120.00	140.00	160.00
COFFEE-NESCAFE 75 GM. **	BOTTLE	300.00	290.00	300.00	300.00	270.00	275.00
COLD DRINK (STANDARD SIZ)	BOTTLE	25.00	30.00	30.00	25.00	25.00	25.00

Contd.

7.11 Intercity Consumer Prices May, 2015

Description	Unit	Quetta	Turbat	Gawadar	Loralai	Khuzdar	D.M. Jamali
FRUIT JUICE TETRA PACK	PKT.	15.00	20.00	20.00	16.50	20.00	15.00
MINERAL WATER NESTLE 1.5 LTR	BOTTLE	45.00	50.00	50.00	45.00	45.00	50.00
CIGARETTES K-2 10'S **	PKT	50.00	45.00	45.00	45.00	45.00	45.00
CIGARETTES CAPSTAN 10'S **	PKT	55.00	60.00	60.00	50.00	50.00	50.00
CIGARETTES GOLD LEAF 20'S	PKT	100.00	110.00	110.00	100.00	100.00	102.50
CIGARETTES MORVEN GOLD 20'S	PKT	50.00	60.00	60.00	50.00	50.00	50.00
BETEL LEAVES	50GM.	40.00	40.00	40.00	35.00	50.00	55.00
BETEL NUTS	KG.	235.00	240.00	240.00	240.00	350.00	200.00
LONG CLOTH 57" GUL AHMED/AL-KARAM	METER	170.00	180.00	180.00	171.25	190.00	225.00
SHIRTING AV.QLTY.	METER	150.00	150.00	150.00	135.00	160.00	155.00
PANT CLOTH W & WEAR AV.QLTY	METER	300.00	270.00	300.00	370.00	180.00	200.00
LAWN PRINTED GUL AHMED/AL-KARAM	METER	180.00	150.00	150.00	190.00	180.00	205.00
GEORGETTE AV.QLTY	METER	105.00	80.00	80.00	145.00	95.00	70.00
LINEN AV.QLTY ***	METER	85.00	70.00	75.00	130.00	140.00	100.00
HEAVY WT SUITING LAWERNCPUR AVG QLTY	METER	1100.00	1100.00	1100.00	1000.00	1100.00	900.00
HEAVY WT SUITING LAWERNCPUR SUP QLTY	METER	1300.00	1300.00	1300.00	1500.00	1300.00	1300.00
TROPICAL SUITING LAW.PUR	METER	950.00	950.00	950.00	1000.00	950.00	950.00
PANT BOY 24"/26" LENGTH.	EACH	375.00	300.00	360.00	500.00	850.00	325.00
SHIRT BOY 24"/26" LENGTH	EACH	275.00	300.00	330.00	300.00	800.00	325.00
SCHOOL UNI. PANT,SHIRT BOYS	SUIT	900.00	825.00	800.00	550.00	850.00	485.00
SCHOOL UNI. KAMEEZ,SHAL.BOYS	SUIT	1000.00	750.00	700.00	462.50	800.00	350.00
SCHOOL UNI. KAMEEZ,SHAL.GIRL	SUIT	1100.00	750.00	800.00	470.00	800.00	500.00
FROCK W/WEAR GIRLS	EACH	450.00	200.00	245.00	475.00	700.00	350.00
AWAMI-SUIT W & W(BOY) 24"/26	SUIT	475.00	900.00	800.00	500.00	500.00	550.00
AWAMI-SUIT W&W (GENTS)AV.QLTY	SUIT	675.00	850.00	850.00	700.00	700.00	1100.00
PULLOVER GENTS OXFORD/BON.	EACH	3250.00	2000.00	2000.00	2800.00	2000.00	1900.00
PULLOVER LADIES OXFORD/BON.	EACH	3350.00	2150.00	2175.00	3000.00	2750.00	1700.00
PULLOVER (GENTS) OTHERS A.QTY	EACH	725.00	500.00	575.00	1100.00	750.00	1500.00
SECOND-HAND COAT FOR MEN	EACH	300.00	250.00	250.00	343.75	280.00	225.00
SECONDHAND SWEETER FOR MEN DUP QLTY	EACH	350.00	200.00	200.00	350.00	220.00	200.00
SECONDHAND WINTER JACKET	EACH	325.00	275.00	275.00	275.00	220.00	275.00
UNDERWEAR AV.QLTY MEDIUM SIZE	EACH	65.00	90.00	90.00	70.00	170.00	65.00
VEST FOR MEN AV.QLTY.	EACH	75.00	115.00	105.00	86.25	150.00	130.00
VEST/SHAMEEZ (WOMEN) AVG. QLTY	EACH	105.00	160.00	170.00	105.00	300.00	100.00
SOCKS NYLON (PAKISTANI)	PAIR	67.50	120.00	120.00	75.00	70.00	55.00
BRASSIER AV.QLTY.	EACH	100.00	120.00	120.00	107.50	200.00	130.00
BRASSIER SUP QLTY	EACH	250.00	190.00	200.00	300.00	300.00	212.50
DOPATTA GEORGETTE AV.QLTY.	EACH	210.00	280.00	300.00	185.00	250.00	190.00
DOPATTA COTTON AV QLTY	EACH	125.00	190.00	215.00	112.50	250.00	140.00
CHADDAR (W/WEAR) (2x2.5 MTR)	EACH	230.00	280.00	300.00	290.00	300.00	525.00
LUNGI/DHOTI(COTTON) AVG. QLTY	EACH	240.00	245.00	270.00	450.00	275.00	200.00
HANDKERCHIEF AVG. QLTY PAK	EACH	30.00	50.00	45.00	32.50	50.00	45.00
HANDKERCHIEF SUP. QLTY PAK	EACH	50.00	65.00	70.00	45.00	70.00	65.00
GLOVES AV QLTY	PAIR	55.00	85.00	85.00	60.00	200.00	45.00
AZARBAND COTTON AVG. QLTY	EACH	12.50	20.00	20.00	13.50	20.00	30.00
SEWING THREAD/REEL(ASLI PARI)	EACH	4.00	7.00	7.00	7.00	6.00	5.50
WASHING CHARGES PAINT & SHIRT	SUIT	65.00	45.00	50.00	75.00	170.00	55.00
DRY CLEANING SUIT COAT PANT	SUIT	150.00	200.00	245.00	150.00	175.00	155.00
WASHING CH. (KAMIZ-SHALWAR)	PAIR	40.00	45.00	45.00	45.00	55.00	55.00
TAILORING SHIRT	EACH	265.00	250.00	250.00	300.00	250.00	275.00
TAILORING CHARGES PANT (MEN)	EACH	425.00	375.00	375.00	400.00	375.00	500.00
TAILORING COAT-PANT SUIT	SUIT	3250.00	3250.00	3250.00	3500.00	3250.00	3500.00
TAILORING AWAMI-SUIT (MALE)	SUIT	475.00	550.00	550.00	500.00	450.00	475.00
TAILORING SUIT FEMALE	SUIT	475.00	400.00	400.00	500.00	375.00	325.00
GENTS SHOES PAUL BATA	PAIR	1199.00	1199.00	1199.00	1199.00	1199.00	1199.00
GENTS SANDAL BATA	PAIR	699.00	699.00	699.00	699.00	699.00	699.00
GENTS SPOUNG CHAPPAL BATA	PAIR	179.00	179.00	179.00	179.00	179.00	179.00
LADIES SANDAL BATA	PAIR	499.00	499.00	499.00	499.00	499.00	499.00
LADIES SPOUNG CHAPPAL BATA	PAIR	179.00	179.00	179.00	179.00	179.00	179.00
CHILD SHOE POWER LITE BATA	PAIR	599.00	599.00	599.00	599.00	599.00	599.00
GENTS SHOE, ART 1109 SERVICE	PAIR	999.00	999.00	999.00	999.00	999.00	999.00
NYLON JOGGER 27 SIZE 2-5 ***	PAIR	1299.00	1299.00	1299.00	1299.00	1299.00	1299.00
CHINA FOOT WEAR AV. QLTY (MALE) *	PAIR	475.00	850.00	750.00	500.00	200.00	550.00

Contd.

7.11 Intercity Consumer Prices May, 2015

Description	Unit	Quetta	Turbat	Gawadar	Loralai	Khuzdar	D.M. Jamali
CHINA FOOT WEAR AV. QLTY (FEMALE) *	PAIR	300.00	600.00	600.00	350.00	200.00	425.00
CHINA FOOT WEAR AV. QLTY (CHILDREN) *	PAIR	285.00	550.00	600.00	300.00	200.00	275.00
SHOE REPAIR HALF SOLE	PAIR	90.00	120.00	100.00	55.00	80.00	85.00
SHOES POLISH CHARGES AVERAGE SHOP	PAIR	20.00	30.00	30.00	17.50	20.00	12.50
HOUSE RENT (combined)	MONTH	9882.00	3569.00	5429.00	4054.00	1997.00	3398.00
rent 2	pm	9882.00	3569.00	5429.00	4054.00	1997.00	3398.00
RENT3	PM	9882.00	3569.00	5429.00	4054.00	1997.00	3398.00
RENT4	PM	9882.00	3569.00	5429.00	4054.00	1997.00	3398.00
RENT5	PM	9882.00	3569.00	5429.00	4054.00	1997.00	3398.00
RENT6	PM	9882.00	3569.00	5429.00	4054.00	1997.00	3398.00
SYNTHETIC ENEMAL ROBIALAC BALTI 3.64 LTR.	EACH	1615.00	1600.00	1600.00	1550.00	1900.00	1700.00
SYNTHETIC ENEMAL ICI BALTI 3.64 LTR.	EACH	1875.00	1700.00	1750.00	1650.00	1900.00	1450.00
CEMENT (LOCAL) SPECIFY BRAND NAME	BAG	550.00	550.00	560.00	470.00	550.00	515.00
BRICKS (NEW) IST CLASS	P/1000	6250.00	0.00	0.00	6500.00	5000.00	5750.00
CEMENT BLOCKS (6"x8"x12")	P/100	0.00	1900.00	2000.00	0.00	1700.00	0.00
BAJREE	100CFT	4250.00	3400.00	3900.00	2775.00	4600.00	2200.00
SAND (BLACK PIT SAND)	K100CFT	3250.00	3000.00	3000.00	2300.00	0.00	2000.00
TIMBER SHESHAM LOG IST QUALITY	cuomt.	55582.00	0.00	0.00	0.00	0.00	0.00
IRON BAR (M.S. BAR) 1/2"	P/TON	78000.00	77000.00	77500.00	74500.00	90000.00	74500.00
CARPENTER WAGE RATE	P/DAY	900.00	1000.00	1000.00	1000.00	1000.00	600.00
MASON (RAJ) WAGE RATE	P/DAY	1100.00	1250.00	1400.00	900.00	950.00	700.00
UNSKILLED LABOUR WAGE RATE	P/DAY	550.00	650.00	650.00	550.00	350.00	375.00
PLUMBER WAGE RSTE	P/DAY	800.00	1000.00	1000.00	1100.00	1000.00	650.00
ELECTICIAN WAGE RATE PER DAY **	P/DAY	750.00	1000.00	1050.00	700.00	0.00	550.00
ELECTICIAN WAGE RATE PER POINT **	P/PNT	150.00	100.00	100.00	175.00	100.00	125.00
WATER CHARGES PER HOUSE	P/MONTH	125.00	150.00	250.00	0.00	190.00	300.00
ELECT.CHARGES UPTO 50 UNITS	P/UNIT	2.00	2.00	2.00	2.00	2.00	2.00
ELECT.CHARGES 01 - 100 UNIT	P/UNIT	5.79	5.79	5.79	5.79	5.79	5.79
ELECT.CHARGES 101 - 300 UNIT	P/UNIT	9.90	9.90	9.90	9.90	9.90	9.90
ELECT.CHARGES 301 - 1000 UNIT	P/UNIT	15.63	15.63	15.63	15.63	15.63	15.63
ELECT.CHARGES ABOVE 1000 UNIT	P/UNIT	17.71	17.71	17.71	17.71	17.71	17.71
ELEC	PM	10.21	10.21	10.21	10.21	10.21	10.21
GAS CHRg upto 3.3719 MMBUT	MMBTU	124.18	0.00	0.00	0.00	0.00	124.18
GAS CHRg 3.3719 - 6.7438 MMBUT	MMBTU	248.37	0.00	0.00	0.00	0.00	248.37
GAS CHRg 6.7438 - 10.1157 MMBUT	MMBTU	248.37	0.00	0.00	0.00	0.00	248.37
GAS CHRg10.1157 - 13.4876 MMBUT	MMBTU	620.91	0.00	0.00	0.00	0.00	620.91
GAS	PM	620.91	0.00	0.00	0.00	0.00	620.91
GAS	PM	372.55	0.00	0.00	0.00	0.00	372.55
KEROSENE OIL	LTR	72.00	120.00	120.00	90.00	90.00	110.00
FIREWOOD WHOLE	40 KG.	575.00	360.00	400.00	400.00	400.00	375.00
CHAIR SHESHAM WOOD WITH ARMS **	EACH	1150.00	2000.00	2000.00	1350.00	1400.00	1550.00
CHAIR PLASTIC (CHAIRMAN) AVERAGE QUALITY	EACH	550.00	700.00	750.00	587.50	1200.00	750.00
TABLE SHESHAM WOOD (4X2X5") ***	EACH	5500.00	3900.00	3700.00	4500.00	4500.00	5625.00
SOFASET WOODEN WITH FOAM SEAT **	SET	30000.00	10000.00	8500.00	10000.00	12000.00	12000.00
COT IRON (WITH NIWAR)AV.QLTY.	EACH	2600.00	2500.00	2450.00	2550.00	2000.00	2500.00
ALMIRAH (STEEL) 6'X3' 20 GUAGE	EACH	9000.00	10000.00	10000.00	6750.00	11000.00	13000.00
DINNING TABLE 6 CHAIRS A.QLTY	SET	13000.00	24000.00	20000.00	11000.00	10500.00	15500.00
SINGLE BED WITHOUT FOAM MED.	EACH	6500.00	3700.00	3600.00	4500.00	8000.00	5750.00
MATRESS SINGLE(4"THICK)	EACH	3750.00	3500.00	2950.00	3900.00	4000.00	5000.00
FARSHI DARI 12'X9' AV.QLTY	EACH	1000.00	500.00	500.00	1000.00	2500.00	1200.00
DARI COTTON (6'x2 1/2') AV.QL	EACH	475.00	383.33	300.00	500.00	1500.00	425.00
CARPET PLAIN AV. QLTY	SQFT.	61.25	48.67	50.00	35.00	35.00	45.00
QUILT (LIHAF) 3 KG. COTTON	EACH	700.00	550.00	500.00	625.00	1200.00	675.00
BLANKET (90" x 54")	EACH	2000.00	2500.00	2500.00	2000.00	3000.00	3750.00
BEDSHEET SINGLE BED SUP.QLTY	EACH	575.00	380.00	380.00	500.00	1000.00	550.00
BED SHEET DOUBLE WITH TWO PILLOW COVERS SUP QLTY	SET	575.00	490.00	445.00	550.00	1200.00	800.00
TOWEL(3'x2') AV. QALTY	EACH	150.00	200.00	215.00	206.25	350.00	120.00
CEILING FAN 48" SUPER QLTY **	EACH	2650.00	3700.00	3600.00	2500.00	3000.00	3500.00
PEDESTAL FAN 22" SUPER QLTY	EACH	3600.00	3500.00	3500.00	3500.00	3500.00	4100.00
REFG. DAWLENCE 10 CFT. D.DOOR	EACH	29500.00	34000.00	33500.00	26300.00	38000.00	32000.00
D-FREEZER WAVES 8 CFT.	EACH	25000.00	33000.00	33000.00	25000.00	35000.00	25500.00
AIRCONDITIONER 1.5 TON PEL	EACH	45000.00	43500.00	43300.00	40000.00	46000.00	44500.00
SPLIT AIR CONDITIONER 1.5 TON (SPECIFY BRAND NAME)	EACH	47000.00	47000.00	47250.00	43500.00	40000.00	47500.00

Contd.

7.11 Intercity Consumer Prices May, 2015

Description	Unit	Quetta	Turbat	Gawadar	Loralai	Khuzdar	D.M. Jamali
AIRCOLER SUPER ASIA	EACH	11500.00	9500.00	9500.00	11500.00	10500.00	10000.00
WASHING MACHINE SINGER	EACH	15200.00	14700.00	14700.00	15000.00	14700.00	14700.00
SEWING MACHINE(SINGER)	EACH	5210.00	5400.00	5250.00	5400.00	5210.00	5210.00
GIZER LARGE SIZE 30 GALLON CAPACITY SUP QLTY	EACH	12500.00	10000.00	10000.00	12000.00	17000.00	14750.00
GAS BURNER DOUBLE SPFY.BRAND	EACH	1250.00	1350.00	1200.00	1700.00	2000.00	1500.00
ELECT. IRON PHILIPS MDL.1120	EACH	1150.00	1300.00	1200.00	1200.00	1200.00	1450.00
ELECTRIC JUICER FOR APPLE	EACH	3800.00	3700.00	3600.00	3500.00	2500.00	4000.00
S.STEEL DEGHCHI MEDIUM SIZE ***	EACH	500.00	700.00	700.00	500.00	600.00	575.00
ALUMINIUM COOKING PAN (DEGCHI) MED SIZE	EACH	425.00	550.00	600.00	400.00	900.00	500.00
NON STICK COOKING PAN (DEGCHI) SUP. QLTY	EACH	350.00	725.00	700.00	345.00	400.00	550.00
FRYING PAN STEEL AVG. QLTY MED. SIZE	EACH	260.00	250.00	200.00	200.00	800.00	375.00
TAWA IORN (MEDIUM SIZE) AVG. QLTY	EACH	200.00	275.00	275.00	200.00	400.00	300.00
S.STEEL PLATE A.QLTY.(M.SIZE)	EACH	85.00	90.00	80.00	42.50	110.00	65.00
TABLE SPOON S.STEEL SUP.QLTY.	DOZEN	325.00	240.00	250.00	300.00	450.00	420.00
WATER SET JUG+6 GLASSES (OMROC)	SET	340.00	400.00	400.00	750.00	900.00	450.00
TEA SET PAK. CHINAWARE 21 PCS.	SET	1100.00	1200.00	800.00	2500.00	1300.00	1950.00
DINNER SET PLASTIC 72 PIECES SUPERIOR QLTY	SET	4750.00	3350.00	2650.00	3000.00	2200.00	4450.00
HOTPOT SET PLASTIC 3 PCS.	SET	1050.00	900.00	900.00	1150.00	1300.00	1900.00
BUCKET(BALTI) PLASTIC MED.SIZ	EACH	285.00	370.00	365.00	350.00	300.00	275.00
LOTA PLASTIC (MED SIZE) AVERAGE QUALITY	EACH	40.00	60.00	60.00	50.00	60.00	60.00
PRESURE COOKER 4 LTR.	EACH	1100.00	950.00	750.00	1400.00	1300.00	1225.00
WATER COOLER 9/10 LTR.PLASTIC ***	EACH	500.00	435.00	475.00	550.00	500.00	850.00
THERMOS STARVAC 1 LTR	EACH	375.00	490.00	580.00	425.00	500.00	350.00
BULB PHILIPS 100-WATTS	EACH	30.00	30.00	30.00	25.00	30.00	25.00
TUBE LIGHT PHILIPS 40 WATTS	EACH	100.00	135.00	130.00	110.00	100.00	95.00
ELECTRIC BLUBS "0" WATTE LOCAL	EACH	20.00	25.00	20.00	20.00	20.00	25.00
ELECTRIC BLUB ENERGY SAVER 14 WATTS	EACH	180.00	120.00	130.00	140.00	150.00	180.00
WASHING SOAP 250 GMS SPECIFY BRAND NAME	EACH	30.00	24.00	25.00	29.50	30.00	30.00
SURF EXCEL 400 GMS POLY BAG	EACH	110.00	110.00	110.00	125.00	125.00	125.00
WASHING POWDER 1000 GRM	EACH	175.00	192.50	185.00	175.00	175.00	185.00
WASHING POWDER (WHEEL/ BONUS) 100 GRAMS	EACH	85.00	98.00	100.00	90.00	85.00	95.00
CLEANSER POWDER VIM 1000 GM	PKT.	72.22	72.22	72.22	66.67	66.67	66.67
FINIS 500 ML	BOTTLE	187.50	190.00	180.00	123.75	170.00	165.00
PHNYLE TYPHONE/FINIS/CARRANITE 3 LITRES	BOTTLE	120.00	135.00	140.00	150.00	150.00	115.00
HARPIC	BOTTLE	130.00	132.50	135.00	135.00	125.00	130.00
BOOT POLISH CHERRY/KIWI 50ML	EACH	100.00	80.00	80.00	80.00	80.00	100.00
ROBIN BLUE (35 GRAMS)	PKT.	35.00	25.00	30.00	50.00	25.00	25.00
TISSU PAPER PERFUMED 100 PCS.	PKT	100.00	100.00	95.00	118.75	110.00	90.00
TOILET PAPER ROLL (R.PETEL)	P/ROLL	35.00	35.00	40.00	37.50	40.00	40.00
BOOT POLISH LIQUID CHEERY BLOSSOM KIWI 75 ML	BOTTLE	120.00	120.00	120.00	120.00	120.00	140.00
MATCH BOX SMALL	EACH	1.00	2.00	2.00	2.00	1.50	1.50
DRY CELL 1.5 VOLT(LOCAL)	EACH	15.00	15.00	15.00	25.00	25.00	20.00
HAND STITCHING NEEDLE M.SIZE	PACKET	5.00	8.00	8.00	6.00	10.00	5.00
SEWING MACHINE NEEDLE (SINGER)	EACH	5.00	6.00	6.00	5.00	6.00	5.00
HOUSEHOLD SERVANT FEMALE P/T	P/MNTH	1350.00	4000.00	4000.00	1500.00	3000.00	900.00
MARRIAGE HALL WITH FURNITURE	P/HEAD	80.00	50.00	50.00	50.00	50.00	50.00
SEPTRAN TABLETS	10TAB.	15.00	15.00	15.00	16.00	15.00	16.00
BRUFEN TABS 200-MG.	10TAB.	10.00	10.00	10.00	10.00	10.00	10.00
PANADOL TAB. EXTRA/PLAIN	10TAB.	10.00	10.00	10.00	10.00	10.00	10.00
DISPRIN TAB.	10TAB.	10.00	10.00	10.00	10.00	10.00	10.00
TRISIL TAB.	10 TAB	10.00	10.00	10.00	10.00	10.00	10.00
FLAGYL TAB. 200 MG.	10TAB.	10.00	10.00	10.00	10.00	10.00	10.00
VENTOLIN TAB. 2MG.	10TAB.	9.00	9.00	9.00	9.00	9.00	9.00
DAONIL TAB. 5 MG.	10TAB.	17.00	17.00	17.00	17.00	17.00	17.00
ENTOX TAB.	10TAB.	10.00	10.00	10.00	10.00	10.00	10.00
RENITEC TAB. 5 MG.	10TAB.	59.00	59.00	59.00	59.00	59.00	59.00
CAC. 1000 TAB	BOTTLE	122.00	122.00	122.00	122.00	122.00	122.00
AMOXIL CAPSOLE 250 MG.S	10CAP.	36.00	36.00	36.00	36.00	36.00	36.00
CALCIUM SYRUP SANDOZ	BOTTLE	64.00	64.00	64.00	64.00	64.00	64.00
LEDERPLEX SYRUP	BOTTLE	35.00	35.00	35.00	35.00	35.00	35.00
SANCOS SYRUP (50 ML.)	BOTTLE	30.00	30.00	30.00	30.00	30.00	30.00
PHENERGAN SYRUP 120 ML.	BOTTLE	33.00	33.00	33.00	33.00	33.00	33.00
CALPOL SYRUP 60 ML.	BOTTLE	28.00	28.00	28.00	28.00	28.00	28.00

Contd.

7.11 Intercity Consumer Prices May, 2015

Description	Unit	Quetta	Turbat	Gawadar	Loralai	Khuzdar	D.M. Jamali
HYDRYLLIN SYRUP 120 ML.	BOTTLE	65.00	65.00	65.00	65.00	65.00	65.00
POLYFAX EYE OINTMENT	TUBE	21.00	21.00	21.00	21.00	21.00	21.50
BETNESOL EYE DROPS	BOTTLE	33.89	33.89	33.89	33.89	33.89	33.89
EAR DROPS (CARDISPORINE) ***	BOTTLE	21.00	21.00	21.00	21.00	21.00	21.00
BETNOVATE-N OINTMENT 5 GMS	TUBE	16.00	16.00	16.00	16.00	16.00	16.00
BURNOL CREAM 30 GRM	TUBE	16.00	16.00	16.00	16.00	16.00	16.00
VICKS VAPORUB/BALM	BOTTLE	36.00	36.00	37.00	36.00	36.00	36.00
GLYCRINE SMALL BOTTLE	BOTTLE	45.00	20.00	20.00	30.00	25.00	15.00
JOUHAR JOSHANDA	PKT.	6.00	7.00	7.00	8.00	7.00	6.00
GALXOS-D (450 GRMS)	PKT.	151.88	151.88	151.88	151.88	157.50	157.50
GRIPE-WATER WOODWARDS	BOTTLE	50.00	55.00	55.00	55.00	50.00	55.00
SANIPLAST ONE PUTTY	EACH	1.50	3.00	3.00	2.00	2.00	1.45
O.R.S. (NIMCOL)	PKT.	15.00	15.00	15.00	15.00	15.00	15.00
DETTOL (MEDIUM)	BOTTLE	46.80	46.80	46.80	46.80	46.80	46.80
COTTON BANDAGE 2" - 4"	EACH	10.00	15.00	15.00	13.00	12.00	10.00
THERMOMETER CHINA	EACH	35.00	50.00	50.00	35.00	50.00	40.00
DOCTOR (MBBS) CLINIC FEE	P/PAT.	200.00	350.00	300.00	200.00	200.00	90.00
URINE TEST (DR) CHARGES	P/TEST	80.00	250.00	300.00	100.00	100.00	85.00
BLOOD TEST (CP) CHARGES	P/TEST	200.00	350.00	350.00	200.00	125.00	225.00
SUGAR TEST (RANDOM/FASTING BOTH) CHARGES	P/TEST	175.00	300.00	300.00	150.00	150.00	200.00
ECG CHARGES	P/TEST	175.00	400.00	400.00	200.00	300.00	150.00
X-RAY (CHEST) CHARGES	P/TEST	300.00	350.00	350.00	250.00	230.00	350.00
CAR SUZUKI 800 CC (W/O. A/C)	EACH	0.00	0.00	0.00	0.00	0.00	0.00
CAR SUZUKI 1000 CC	EACH	1044000.00	0.00	0.00	0.00	0.00	0.00
CAR TOYOTA 1300 CC	EACH	1568000.00	0.00	0.00	0.00	0.00	0.00
CAR HONDA CIVIC	EACH	2035000.00	0.00	0.00	0.00	0.00	0.00
MOTORCYCLE HONDA CD-70.	EACH	69500.00	70000.00	69000.00	70000.00	0.00	69750.00
MOTORCYCLE YAMAHA 100CC.	EACH	80600.00	81000.00	81750.00	81000.00	0.00	0.00
MOTOR CYCLE HERO 70 CC	EACH	45000.00	50000.00	0.00	50000.00	0.00	0.00
BICYCLE WITH TYRES & TUBES	EACH	7062.50	6000.00	5200.00	7000.00	0.00	7000.00
TYRE CAR WITH TUBE GENERAL	EACH	3250.00	4000.00	4000.00	3300.00	3000.00	3300.00
TYRE MOTOR CYCLE WITHOUT TUBE	EACH	1050.00	1300.00	1400.00	1100.00	1250.00	1100.00
TYRE CYCLE SPECIFY BRAND NAME	EACH	350.00	300.00	300.00	300.00	450.00	475.00
TYRE CAR W/O TUBE	EACH	2950.00	3500.00	3500.00	2000.00	6600.00	2800.00
PETROL SUPER	LITRE	74.29	74.29	74.29	74.29	74.29	74.29
HIGH SPEED DIESEL HSD	LITRE	83.61	83.61	83.61	83.61	83.61	83.61
CNG	K.G.	76.35	0.00	0.00	0.00	0.00	76.35
GAS CYLINDER STAND. SIZE	EACH	1350.00	1100.00	880.00	1300.00	1200.00	1700.00
MOTOR CYCLE SERVICE CHARGES	EACH	275.00	200.00	200.00	200.00	300.00	200.00
CAR SERVICE CHARGES	EACH	450.00	300.00	500.00	375.00	400.00	300.00
TYRE PUNCTURE CHARGES	EACH	45.00	80.00	85.00	50.00	75.00	65.00
CYCLE OVERHAULING CHARGES	EACH	190.00	150.00	155.00	190.00	200.00	100.00
CAR TAX FOR 800CC TO 1300CC	YEARLY	400.00	400.00	400.00	400.00	400.00	400.00
TRAIN FARE ECO. 1-100 KM.	P/KM.	0.68	0.68	0.68	0.00	0.00	0.68
TRAIN FARE ECO. 101-500 KM.	P/KM.	0.98	0.00	0.98	0.00	0.00	0.98
TRAIN FARE ECO. > 500 KM.	P/KM.	0.89	0.89	0.89	0.00	0.00	0.89
TRAIN FARE IST SLP. 1-100KM	P/KM.	2.10	2.10	2.10	0.00	0.00	2.10
TRAIN FARE IST SLP.101-500 KM	P/KM.	2.59	2.59	2.59	0.00	0.00	2.59
TRAIN FARE IST SLP. > 500 KM	P/KM.	1.99	1.99	1.99	0.00	0.00	1.99
TRAIN FARE A/C SLP. 1-100KM.	P/KM.	5.76	5.76	5.76	0.00	0.00	5.76
TRAIN FARE A/C SLP.101-500KM	P/KM.	4.59	4.59	4.59	0.00	0.00	4.59
TRAIN FARE A/C SLP > 500KM.	P/KM	4.16	4.16	4.16	0.00	0.00	4.16
PLATEFORM TICKET	EACH	10.00	0.00	10.00	0.00	0.00	10.00
AUTO RICKSHAW FARES	KM/MIN	65.00	40.00	55.00	50.00	65.00	50.00
FULL TONGA CHARGES	KM/MIN	80.00	0.00	0.00	50.00	0.00	0.00
TAXI 4 SEATER FARE	KM/MIN	60.00	50.00	60.00	60.00	60.00	60.00
BUS FARE MIN (WITHIN CITY)	TICKET	20.00	0.00	0.00	0.00	0.00	0.00
BUS FARE MAX (WITHIN CIT	TICKET	20.00	0.00	0.00	0.00	0.00	0.00
BUS FARE OUTSIDE CITY	P/KM.	0.90	0.90	0.90	0.90	0.90	0.90
A/C BUS FARE OUTSIDE CITY	P/KM.	1.35	1.35	1.35	1.35	1.35	1.35
MINIBUS FARE MIN.WITH IN CITY	TICKET	20.00	0.00	35.00	0.00	0.00	0.00
MINIBUS FARE MAX.WITH IN CITY	TICKET	20.00	0.00	0.00	0.00	0.00	0.00
SUZUKI FARE MIN.WITH IN CITY	TICKET	0.00	10.00	10.00	0.00	10.00	0.00

Contd.

7.11 Intercity Consumer Prices May, 2015

Description	Unit	Quetta	Turbat	Gawadar	Loralai	Khuzdar	D.M. Jamali
SUZUKI FARE MAXIMUM W.IN CITY	TICKET	0.00	30.00	30.00	0.00	30.00	0.00
AIR FARE ECONOMY CLASS.	P/KM.	19.26	19.26	19.26	0.00	19.26	0.00
POSTAL ENVELOPE DOMESTIC	EACH	8.00	8.00	8.00	8.00	8.00	8.00
ENVELOPE FOR SAUDI ARABIA	EACH	50.00	50.00	50.00	45.00	50.00	45.00
POSTAL REGISTRATION CHARGES	EACH	28.00	28.00	28.00	28.00	28.00	28.00
U.M.S. REG CHARGES MIN.	EACH	59.00	58.00	58.00	58.00	58.00	58.00
T.C.S. CH. MIN.WITH IN ZONE	EACH	110.00	150.00	150.00	110.00	150.00	150.00
TELEPHONE CHARGES LOCAL CALL	P/CALL	3.94	3.94	3.94	3.94	3.94	3.94
TEL CHARGES OUT SIDE CITY	P/CALL	3.94	3.94	3.94	3.94	3.94	3.94
INTERNET CHARGES	P/HOUR	25.00	30.00	30.00	38.75	20.00	20.00
MOBILE CELL CHARGES	P/UNIT	3.00	3.00	3.00	3.00	4.00	3.00
FAX CHARGES (LOCAL)	P/PAGE	15.00	25.00	25.00	20.00	20.00	15.00
TELEPHONE SET AV. QLTY	EACH	575.00	750.00	800.00	675.00	500.00	850.00
MOBILE SET NOKIA/SONY/ERICSON/SAMSUNG WITHOUT CAMERA	EACH	3000.00	2000.00	2100.00	2750.00	3000.00	3750.00
T.V. 20" COLORED WEGA H-A21.	EACH	18000.00	17000.00	17000.00	18000.00	17500.00	20000.00
T.V 20" COLOR CHINA/KORIA)	EACH	13000.00	8000.00	8000.00	12000.00	8500.00	16500.00
V.C.P. PANASONIC/LG/NAT	EACH	6900.00	4500.00	0.00	6000.00	0.00	6500.00
DVD/VCD PLAYER PANASONIC/LG	EACH	5200.00	3000.00	0.00	4800.00	3000.00	4750.00
RADIO WITH C.PLAYER NATIONAL	EACH	1925.00	1600.00	1675.00	2000.00	1900.00	1650.00
PERSONNEL COMPUTER (BRANDED)	EACH	42000.00	28000.00	28000.00	28000.00	28000.00	28000.00
VID. CASSETTE BLK. TDK/SONY	EACH	155.00	150.00	150.00	150.00	0.00	0.00
COM. C.D. (TDK/IMATION)	EACH	72.50	60.00	35.00	70.00	50.00	65.00
TAPE RECORDER CASSETTE BLANK	EACH	40.00	35.00	37.50	35.00	45.00	30.00
VIDEO GAME SEGA 16 BYTE	EACH	1150.00	900.00	900.00	1250.00	1000.00	0.00
CINEMA A/C. HIGH CLASS	TICKET	0.00	0.00	0.00	0.00	0.00	0.00
CINEMA NON-A/C HIGH CLASS	TICKET	150.00	0.00	0.00	20.00	0.00	0.00
CABLE CHARGES	PER MONT	400.00	350.00	300.00	300.00	300.00	300.00
TV.LICENCE FEE DOMESTIC	YEARLY	420.00	420.00	420.00	420.00	420.00	420.00
ENGLISH BOOK CLASS V1	EACH	59.00	59.00	59.00	59.00	59.00	59.00
ENGLISH BOOK CLASS IX OR X	EACH	72.00	72.00	72.00	72.00	72.00	72.00
ENG. BOOK IST.YR COMPLETE SET	EACH	65.00	65.00	65.00	65.00	65.00	65.00
ENGLISH BOOK BA/B.SC	EACH	175.00	175.00	175.00	175.00	175.00	175.00
URDU BOOK CLASS V (T.B.BORD)	EACH	82.00	82.00	82.00	82.00	82.00	82.00
URDU BOOK CLASS IX/X(T.B.B)	EACH	85.00	85.00	85.00	85.00	85.00	85.00
URDU BOOK IST.YEAR/INTER	EACH	85.00	85.00	85.00	85.00	85.00	85.00
URDU BOOK BA/B.SC	EACH	175.00	175.00	175.00	175.00	175.00	175.00
MATHS BOOK CALSS V (T.B.B)	EACH	55.00	55.00	55.00	55.00	55.00	55.00
MATHS BOOK CLASS IX OR X	EACH	130.50	130.50	130.50	130.50	130.50	130.50
MATHS BOOK IST.YEAR (T.B.B)	EACH	138.00	138.00	138.00	138.00	138.00	138.00
PAKISTAN STUDIES BOOK BA/B.SC	EACH	300.00	300.00	300.00	300.00	300.00	300.00
DAILY "DAWN"	P/COPY	19.00	19.00	19.00	19.00	19.00	19.00
DAILY "JANG"	P/COPY	12.00	12.00	12.00	12.00	12.00	12.00
DAILY "NAWA-E-WAQT"	P/COPY	12.00	12.00	12.00	12.00	12.00	12.00
WEEKLY "AKHBAR-E-JAHAN"	P/COPY	55.00	55.00	55.00	55.00	55.00	55.00
WEEKLY "MAG"	P/COPY	45.00	45.00	45.00	45.00	45.00	45.00
MONTHLY "NAUNEHAL DIGEST"	P/COPY	35.00	35.00	35.00	35.00	35.00	35.00
PAPER FOOLSCAPE (27"x17")	QUIRE	27.50	25.00	25.00	35.00	50.00	35.00
EXERCISE.BOOK LINED 80/100 PGS	EACH	37.50	40.00	40.00	40.00	50.00	27.50
PENCILGOLDFISH/DEER	EACH	5.00	5.00	5.00	7.00	5.00	5.00
PEN INK DOLLOR 57 ML BOTTLE	EACH	20.00	20.00	20.00	20.00	20.00	20.00
PHOTOSTATE PAPER 70 GM	PRT	355.00	530.00	550.00	400.00	400.00	350.00
BALL PEN (local)	EACH	5.00	7.00	7.00	5.00	5.00	5.00
FOUNTAIN PEN HERO/WINGS/CHINA	EACH	35.00	40.00	40.00	35.00	40.00	37.50
PRIVATE SCHOOL FEE ENGLISH MEDIUM AVERAGE STANDARD (CLASS I)	P/MONTH	750.00	725.00	800.00	600.00	350.00	475.00
PRIVATE SCHOOL FEE ENGLISH MEDIUM AVERAGE STANDARD (CLASS V)	P/MONTH	1150.00	900.00	900.00	750.00	560.00	550.00
PRIVATE SCHOOL FEE ENGLISH MEDIUM AVERAGE STANDARD (CLASS VI)	P/MONTH	1200.00	1100.00	1100.00	1000.00	675.00	700.00
PRIVATE SCHOOL FEE ENGLISH MEDIUM AVERAGE STANDARD (CLASS X)	P/MONTH	1400.00	1200.00	1300.00	1200.00	635.00	950.00
PRIVATE MEDICLE COLLEGE FEE MBBS (1ST YEAR)	P/MONTH	0.00	0.00	0.00	0.00	0.00	0.00
PRIVATE ENGINEERING COLLEGE FEE (1STR YEAR)	P/MONTH	5700.00	0.00	0.00	0.00	0.00	0.00
GOVT. COLLEGE FEE IST. YEAR	MONTH	60.00	7.50	7.50	7.50	7.50	7.00
GOVT. COLLEGE FEE 4TH. YEAR	MONTH	80.00	9.00	9.00	9.00	9.00	9.00
GOVT. UNIVERSITY FEE MSC.	MONTH	350.00	350.00	350.00	350.00	350.00	350.00
GOVT. MED. COLLEGE FEE MBBS	MONTH	950.00	0.00	950.00	0.00	0.00	950.00

Contd.

7.11 Intercity Consumer Prices May, 2015

Description	Unit	Quetta	Turbat	Gawadar	Loralai	Khuzdar	D.M. Jamali
GOVT. ENGG. COLL. FEE 1 YEAR	MONTH	850.00	0.00	3850.00	0.00	850.00	850.00
COACHING FEE FOR CLASS IX/X	P/MONTH	500.00	1000.00	1000.00	600.00	600.00	1000.00
COACHING CHARGES FOR CLASS 1ST YEAR/INTER (SCIENCE)	P/MONTH	1000.00	0.00	1000.00	0.00	0.00	1500.00
COACHING CHARGES FOR CLASS 1ST YEAR/INTER (COMMERCE)	P/MONTH	1000.00	0.00	1000.00	0.00	0.00	1500.00
I.T. TUITION FEES	P/MONTH	1800.00	0.00	920.00	0.00	0.00	0.00
MBA TUITION FEES	P/MONTH	0.00	0.00	0.00	0.00	0.00	0.00
BREAD TANDOORI ST. SIZE	EACH	10.00	10.00	10.00	10.00	15.00	10.00
COOKED MUTTON (AV. HOTEL)	PLATE	150.00	120.00	160.00	200.00	200.00	115.00
COOKED BEEF (AV. HOTEL)	PLATE	80.00	90.00	130.00	120.00	160.00	80.00
COOKED DAL (AV. HOTEL)	PLATE	60.00	70.00	85.00	50.00	60.00	40.00
CHICKEN BIRYANI FULL/DOUBLE	PLATE	150.00	150.00	145.00	100.00	70.00	90.00
TEA PREPARED (ORDINARY)	CUP	21.00	10.00	10.00	20.00	20.00	20.00
HAIRCUT CHARGES FOR MEN	P/CUT	90.00	100.00	100.00	60.00	60.00	55.00
BEAUTY PORL HAIR STYL CHARGE	P/STY.	350.00	300.00	350.00	250.00	250.00	150.00
SHAVING CHARGES	PER SHV	50.00	35.00	45.00	40.00	30.00	25.00
LIPSTICK S.MISS/MEDORA	EACH	120.00	90.00	100.00	90.00	100.00	105.00
NAIL POLISH S.MISS/MEDORA	EACH	95.00	80.00	80.00	80.00	80.00	80.00
PERFUME MED.SIZE MEDORA/BROACH	EACH	100.00	100.00	100.00	100.00	160.00	180.00
HAIR-OIL AMLA/CHAMBELI	BOTTLE	100.00	90.00	80.00	100.00	100.00	110.00
TOILET SOAP LUX 95 GRAMS	EACH	34.70	34.70	34.70	34.70	34.70	34.70
TOILET SOAP LIFEBOUY 140 GRM	EACH	36.00	36.00	36.00	36.00	36.00	36.00
TOILET SOAP SAFEGUARD BATH SIZE	EACH	50.00	46.00	46.00	48.00	46.00	48.00
TOOTHPASTE MACKLINES 70 GRM	EACH	50.00	50.00	50.00	50.00	50.00	50.00
TOOTHPAST MED SIZE CLGATE 70 GMS	EACH	56.00	56.00	56.00	56.00	56.00	56.00
TOOTHBRUSH SHEILD A/PLAQUE	EACH	50.00	50.00	50.00	40.00	50.00	47.50
TOOTHPOWDER DENTONIC 90 GRM	EACH	25.00	25.00	25.00	25.00	25.00	25.00
HAIR-COLOUR BEGIN (6 GMS)	EACH	95.00	90.00	90.00	95.00	90.00	95.00
HAIR COLOUR (KALAKOLA)	BOTTLE	120.00	120.00	120.00	120.00	120.00	120.00
FACECREAM PONDS (MEDIUM)	EACH	120.00	100.00	100.00	120.00	160.00	110.00
TALC POWDER VICE ROAY,B.CAT	EACH	135.00	130.00	120.00	120.00	160.00	130.00
BLADE TREET ORDINARY 10'S	PKT.	30.00	30.00	30.00	35.00	45.00	30.00
BLADE 7-O-CLOCK STAIN. 5'S	PKT.	35.00	35.00	35.00	35.00	60.00	30.00
SHAMPOO SUNSILK/PAINTIN 100 ML	BOTTLE	110.00	115.00	110.00	100.00	100.00	110.00
BEAUTY CREAM (FAIR & LOVELY)	EACH	135.00	85.00	115.00	100.00	100.00	155.00
HAIR REMOVING CREAM (EU-CREAM)	TUBE	65.00	55.00	55.00	65.00	55.00	57.50
GEL MEDIUM SIZE	BOTTLE	80.00	60.00	60.00	120.00	180.00	120.00
DISPOSABLE RAZOR GILLET-II	EACH	45.00	45.00	47.50	45.00	45.00	40.00
SHAVING CREAM TOUCH-ME/ADM.	EACH	60.00	50.00	60.00	60.00	70.00	60.00
GOLD TEZABI 24 CT	10 GM.	39900.00	48000.00	47000.00	48000.00	40400.00	40100.00
SILVER TEZABI 24 CT	10 GM.	700.00	1000.00	1100.00	0.00	680.00	590.00
ARTIFICIAL JEWELLARY SET	SET	480.00	500.00	525.00	400.00	400.00	500.00
WRIST WATCH GENTS CITIZEN (ORIGINAL) ***	EACH	2550.00	2550.00	2500.00	2550.00	2500.00	2500.00
WRIST WATCH LADIES CITIZEN (ORIGINAL) ***	EACH	2550.00	2500.00	2500.00	2500.00	2500.00	2500.00
WALL CLOCK QUARTZ AV.QLTY	EACH	475.00	325.00	325.00	500.00	500.00	475.00
SUITCASE REXIN (24"x16"x6")	EACH	1500.00	950.00	950.00	1000.00	1950.00	900.00
TRUNK MEDIUM SIZE ***	EACH	675.00	650.00	700.00	650.00	1600.00	1200.00
PURSE LADIES (LEATHER) AVERAGE QUALITY	EACH	400.00	325.00	300.00	330.00	350.00	325.00

7.11 Inter-city Consumer Prices May, 2015

Description	Unit	Value in Rupees	
		Average	% Change
FOOD & NON-ALCOHOLIC BEVERAGES			
WHEAT	10 KG.	335.50	-1.7339
WHEAT FLOUR FINE/SUPERIOR.	KG.	43.61	-0.9314
WHEAT FLOUR AVG. QLTY	KG.	38.64	-1.0246
WHEAT FLOUR BAG	10 KG.	384.83	-1.1863
MAIDA	KG.	52.04	-0.2683
SUJI	KG.	53.65	0.2055
BESAN AV. QLTY.	KG.	93.32	13.0466
RICE BASMATI SUP. QLTY.	KG.	126.57	-0.8228
RICE BASMATI 385/386	KG.	87.20	-1.2458
RICE BASMATI BROKEN AV.QLTY	KG.	66.52	0.0903
RICE IRRI-6 (SINDH/PUNJAB)	KG.	47.95	0.0000
VERMICELLI	KG.	78.63	0.0764
BREAD PLAIN MEDIUM SIZE	EACH	39.61	0.0000
RUSK (PAPAY)	KG.	186.51	0.5716
BISCUITS-PACKED	PKT	35.00	0.0000
BISCUIT-BAKERY (LOOSE)	250 GM	75.16	0.6697
CORNFLAKS FAUJI 225 GM.	PKT	174.55	1.3588
SAMOSAS (VEGATABLE)	EACH	12.44	0.0805
PASTRY AV.QLTY.	EACH	25.36	0.0789
PATTIES (VEGATABLES)	EACH	20.81	0.0000
NIMCO	250 GM	65.04	0.0000
CHIPS	250 GM	76.35	0.0000
BEEF WITH BONE AV.QLTY.	KG	290.32	0.1034
MUTTON AV.QLTY.	KG	571.10	0.2598
CHICKEN FARM BROILER (LIVE)	KG	177.65	10.6992
FISH-RAHU MEDIUM SIZE	KG	281.09	-0.5097
MILK FRESH (UNBOILED)	LTR.	75.26	0.6015
CURD	KG.	88.69	0.8185
MILK TETRA PACK 1/2 LTR.	PKT.	59.38	0.0000
LACTOGEN 400 GRAMS	PKT.	428.06	0.0000
POWDER MILK NIDO 400GM.	PKT	353.13	0.0708
MILK POWDER LOOSE/PACKED	KG.	492.13	-0.0264
BUTTER LOCAL PACKED	50 GM.	28.89	0.0000
EGGS FARM	DOZ	81.47	-5.9129
MUSTARD OIL AV.QLTY.	KG.	178.28	-1.0655
COOKING OIL (DALDA)	2.5LTR	479.39	-1.7422
COOKING OIL (PAKWAN) OTHER BRAND SPECIFY	2.5 LTR	452.40	-1.6201
VEGETABLE GHEE TIN	2.5KG.	464.98	-2.0930
VEGETABLE GHEE (LOOSE)	KG.	145.18	-0.7520
DATES AV.QLTY.	KG.	178.59	0.2864
PISTACHIO AV.QLTY.	50 GM.	102.86	-1.0581
ALMONDS WHOLE AV.QLTY.	KG.	594.48	1.5441
COCONUT DRY AV.QLTY.	KG.	282.24	0.4735
RAISINS AV.QLTY.	50 GM.	22.05	1.0541
GROUNDNUTS (WITH SHELL)	KG.	180.45	-0.1991
MALTA/MOSAMBI	DOZ	0.00	-100.0000
KINNU	DOZ	128.77	13.4537
APPLE	KG	135.78	10.2379
ALOO BUKHARA	KG	295.33	
POMEGRANATE (ANNAR)	KG	0.00	
GRAPES	KG	0.00	
BANANAS	DOZ	75.18	5.2204
MANGO KALMI	KG	114.96	#DIV/0!
GUAVA	KG	0.00	-100.0000
WATERMELON (TURBOOZ)	KG	27.83	-32.1550
MUSKMELON (KHARBOOZA)	KG	43.20	-3.0521
SWEETMELON (GARMA)	KG	0.00	
PULSE MASOOR (WHOLE)	KG.	124.85	2.5041
PULSE MASOOR (WASHED)	KG.	137.87	3.2425
PULSE MOONG (WASHED)	KG.	164.93	1.0786
PULSE MASH (WASHED)	KG.	171.46	5.9703
PULSE GRAM	KG.	89.16	14.8969
GRAM WHOLE BLACK AV.QLTY.	KG.	86.08	8.9620
GRAM WHOLE YELLOW AV.QLTY	KG.	115.35	3.4993
BEANS (LAL LOBIN)	KG.	139.94	0.5894

Contd.

7.11 Inter-city Consumer Prices May, 2015

Description	Unit	Value in Rupees	
		Average	% Change
POTATOES	KG	18.29	-2.8162
ONION	KG	45.64	7.3377
TURNIP	KG	0.00	
RADISH	KG	0.00	
TOMATOES	KG	51.46	17.5691
CABBAGE	KG	0.00	
CAULIFLOWER	KG	0.00	
BRINJAL	KG	38.54	
PUMPKIN	KG	36.07	
BOTTLEGOURD	KG	44.58	-13.7884
LADY FINGER	KG	85.50	
PEAS	KG	0.00	
SPINACH	KG	0.00	
TINDA	KG	64.25	-27.1872
TURAI	KG	59.98	
KARAILA	KG	58.32	
ARVI	KG	0.00	
CHILLIES GREEN	KG	68.71	-14.1661
CARROT	KG	0.00	
COCUMBER (KHEERA)	KG	36.57	20.0985
LEMON	250GM	51.57	27.2077
SUGAR REFINED	KG.	59.01	2.4657
GUR AV.QLTY	KG.	83.43	3.0891
HONEY LANGANESE 500 GM.	BOTTLE	782.31	0.0000
MILQ 200 GM.	BOTTLE	202.51	0.5162
CUSTARD POWDER RAFHAN 300 GM.	PKT	75.00	0.0000
TOFFEE (HILAL)	EACH	1.39	0.0000
CHOWKELATE CANDY (SMALL SIZE)	EACH	5.00	0.0000
SWEETMEAT (MIXED)	KG	306.08	0.0000
ICE CREAM WALLS	CUP.	40.00	0.0000
ICE	KG	10.29	0.6849
JAM AHMED/MITCHELLES	BOTTLE	133.41	0.0000
SQUASH-MITCHELLES	BOTTLE	149.06	0.5057
ROOH AFZA	BOTTLE	149.94	0.8000
JAM-E-SHIREEN	BOTTLE	154.25	1.2937
SAUNF	50 GM	17.71	0.6822
CINAMON LOOSE AV. QLTY	50 GM.	25.37	0.0000
CUMINSEED WHITE NATIONAL	50 GM.	52.05	0.0000
PEPPER BLACK NATIONAL	50 GM.	94.43	0.0000
CLOVES LOOSE AV.QLTY	50 GM.	94.13	0.1276
CARDAMOM LARGE LOOSE AV.QLTY	50 GM.	144.91	0.7439
CARDAMOM SMALL AV.QLTY	50 GM.	105.32	-0.5852
SALT-POWDERED (LAHORI) LOOSE	KG.	9.87	0.5092
SALT POWDERED (NATIONAL/SHAN)	PKT	24.38	0.0000
CHILLIES POWD.NATIONAL 200GM	PKT	105.00	0.0000
CHILLIES POWDER LOOS	KG.	263.70	0.5721
CORRIANDER SEED POWD.NATIONAL	PKT	90.43	2.0309
CORRIANDER SEED (LOOSE)	KG.	261.11	0.2419
TURMERIC POWD.NATIONAL 50GM	PKT.	35.20	0.0000
CURRY POWD. NATIONAL 200 GM	PKT.	86.65	0.0000
TOMATO KETCHUP AHMED/MITCHL	BOTTLE	90.48	0.4218
PICKLES AHMED/MITCHELLES	BOTTLE	105.00	0.2387
VINEGAR SYNTHETIC (SIRKA)	BOTTLE	73.66	0.0000
GARLIC	KG	147.02	4.8196
GINGER	KG	193.49	5.6918
TAPAL DANEDAR TEA 200GM PACKET	PKT	133.87	0.9578
TEA LIPTON YELLOW LABEL 200GM.	PKT.	145.73	0.9840
TEA LOOSE KENYA AV.QLTY 250GM.	PKT.	136.71	0.7814
COFFEE-NESCAFE 75 GM. **	BOTTLE	325.75	0.0369
COLD DRINK (STANDARD SIZ)	BOTTLE	24.13	0.8779
FRUIT JUICE TETRA PACK	PKT.	18.15	2.3112
MINERAL WATER NESTLE 1.5 LTR	BOTTLE	47.74	0.2731
ALCOHOLIC BEVERAGES & TOBACCO			
CIGARETTES K-2 10'S **	PKT	46.51	1.1087
CIGARETTES CAPSTAN 10'S **	PKT	50.66	1.0573
CIGARETTES GOLD LEAF 20'S	PKT	100.88	1.0012
CIGARETTES MORVEN GOLD 20'S	PKT	50.29	0.4594

Contd.

7.11 Inter-city Consumer Prices May, 2015

Description	Unit	Value in Rupees	
		Average	% Change
BETEL LEAVES	50GM.	65.41	1.8847
BETEL NUTS	KG.	312.83	0.4560
CLOTHING & FOOTWEAR			
LONG CLOTH 57" GUL AHMED/AL-KARAM	METER	214.52	0.1447
SHIRTING AV.QLTY.	METER	169.31	0.5165
PANT CLOTH W & WEAR AV.QLTY	METER	379.46	0.0818
LAWN PRINTED GUL AHMED/AL-KARAM	METER	271.81	1.3498
GEORGETTE AV.QLTY	METER	134.02	0.0000
LINEN AV.QLTY ***	METER	148.69	0.0000
HEAVY WT SUITING LAWERNCPUR SUP QLTY	METER	1275.70	0.0000
HEAVY WT SUITING LAWERNCPUR AV QLTY	METER	1717.88	0.0000
TROPICAL SUITING LAW.PUR	METER	1082.63	0.0000
PANT BOY 24"/26" LENGTH.	EACH	487.91	0.0000
SHIRT BOY 24"/26" LENGTH	EACH	380.35	0.4967
SCHOOL UNI. PANT,SHIRT BOYS	SUIT	669.62	0.0000
SCHOOL UNI. KAMEEZ,SHAL.BOYS	SUIT	626.49	0.0000
SCHOOL UNI. KAMEEZ,SHAL.GIRL	SUIT	655.82	0.0000
FROCK W/WEAR GIRLS	EACH	953.05	0.0000
AWAMI-SUIT W & W(BOY) 24"/26	SUIT	931.58	0.2691
AWAMI-SUIT W&W (GENTS)AV.QLTY	SUIT	1251.59	0.1000
PULLOVER GENTS OXFORD/BON.	EACH	2741.90	0.0000
PULLOVER LADIES OXFORD/BON.	EACH	2603.46	0.0000
PULLOVER (GENTS) OTHERS A.QTY	EACH	929.66	0.0000
SECOND-HAND COAT FOR MEN	EACH	426.49	0.0000
SECONDHAND SWEETER FOR MEN DUP QLTY	EACH	298.21	0.0000
SECONDHAND WINTER JACKET	EACH	414.99	0.0000
UNDERWEAR AV.QLTY MEDIUM SIZE	EACH	126.21	0.1031
VEST FOR MEN AV.QLTY.	EACH	129.98	0.0000
VEST/SHAMEEZ (WOMEN) AVG. QLTY	EACH	154.20	0.5674
SOCKS NYLON (PAKISTANI)	PAIR	84.32	0.1544
BRASSIER AV.QLTY.	EACH	147.27	0.0815
BRASSIER SUP QLTY	EACH	336.32	0.0000
DOPATTA GEORGETTE AV.QLTY.	EACH	285.62	0.0385
DOPATTA COTTON AV GLTY	EACH	225.12	0.0000
CHADDAR (W/WEAR) (2x2.5 MTR)	EACH	439.12	0.0000
LUNGI/DHOTI(COTTON) AVG. QLTY	EACH	299.68	0.1270
HANDKERCHIEF AVG. QLTY PAK	EACH	39.01	0.3344
HANDKERCHIEF SUP. QLTY PAK	EACH	61.96	0.0000
GLOVES AV QLTY	PAIR	97.45	0.0000
AZARBAND COTTON AVG. QLTY	EACH	16.98	0.0000
SEWING THREAD/REEL(ASLI PARI)	EACH	6.75	0.0000
WASHING CHARGES PAINT & SHIRT	SUIT	93.53	0.0000
DRY CLEANING SUIT COAT PANT	SUIT	308.71	0.3576
WASHING CH. (KAMIZ-SHALWAR)	PAIR	66.04	0.0000
TAILORING SHIRT	EACH	334.01	0.0000
TAILORING CHARGES PANT (MEN)	EACH	570.02	0.0000
TAILORING COAT-PANT SUIT	SUIT	3597.05	0.0000
TAILORING AWAMI-SUIT (MALE)	SUIT	518.92	0.3617
TAILORING SUIT FEMALE	SUIT	443.84	0.0000
GENTS SHOES PAUL BATA	PAIR	1199.00	0.0000
GENTS SANDAL BATA	PAIR	699.00	0.0000
GENTS SPOUNG CHAPPAL BATA	PAIR	179.00	0.0000
LADIES SANDAL BATA	PAIR	499.00	0.0000
LADIES SPOUNG CHAPPAL BATA	PAIR	179.00	0.0000
CHILD SHOE POWER LITE BATA	PAIR	599.00	0.0000
GENTS SHOE, ART 1109 SERVICE	PAIR	999.00	0.0000
NYLON JOGGER 27 SIZE 2-5 ***	PAIR	1299.00	0.0000
CHINA FOOT WEAR AV. QLTY (MALE) *	PAIR	671.99	0.0000
CHINA FOOT WEAR AV. QLTY (FEMALE) *	PAIR	516.46	0.0000
CHINA FOOT WEAR AV. QLTY (CHILDREN) *	PAIR	431.24	0.0000
SHOE REPAIR HALF SOLE	PAIR	98.22	0.1019
SHOES POLISH CHARGES AVERAGE SHOP	PAIR	18.05	0.3335
HOUSING, WATER, ELECT,GAS & OTH FUEL			
HOUSE RENT (combined)	MONTH	6365.83	0.0000
rent 2	pm	6364.63	0.0000
RENT3	PM	6365.83	0.0000

Contd.

7.11 Inter-city Consumer Prices May, 2015

Description	Unit	Value in Rupees	
		Average	% Change
RENT4	PM	6365.83	0.0000
RENT5	PM	6365.83	0.0000
RENT6	PM	6365.83	0.0000
SYNTHETIC ENEMAL ROBIALAC BALTI 3.64 LTR.	EACH	1851.80	-0.3074
SYNTHETIC ENEMAL ICI BALTI 3.64 LTR.	EACH	1927.95	-0.0606
CEMENT (LOCAL) SPECIFY BRAND NAME	BAG	514.71	-0.0097
BRICKS (NEW) IST CLASS	P/1000	6348.65	0.8370
CEMENT BLOCKS (6"x8"x12")	P/100	2297.31	0.0000
BAJREE	100CFT	3787.83	1.6436
SAND (BLACK PIT SAND)	K100CFT	2173.32	0.7239
TIMBER SHESHAM LOG IST QUALITY	cubmt.	52492.77	0.4505
IRON BAR (M.S. BAR) 1/2"	P/TON	74768.75	-0.3775
CARPANTER WAGE RATE	P/DAY	797.09	0.7113
MASON (RAJ) WAGE RATE	P/DAY	870.33	0.6499
UNSKILLED LABOUR WAGE RATE	P/DAY	470.98	1.2098
PLUMBER WAGE RSTE	P/DAY	794.95	0.6839
ELECTICIAN WAGE RATE PER DAY **	P/DAY	724.45	0.0000
ELECTICIAN WAGE RATE PER POINT **	P/PNT	117.42	1.1282
WATER CHARGES PER HOUSE	P/MONTH	115.26	0.0000
ELECT.CHARGES UPTO 50 UNITS	P/UNIT	2.00	0.0000
ELECT.CHARGES 01 - 100 UNIT	P/UNIT	5.79	0.0000
ELECT.CHARGES 101 - 300 UNIT	P/UNIT	9.90	0.0000
ELECT.CHARGES 301 - 1000 UNIT	P/UNIT	15.63	0.0000
ELECT.CHARGES ABOVE 1000 UNIT	P/UNIT	17.71	0.0000
ELEC	PM	10.21	0.0000
GAS CHRg upto 3.3719 MMBTU	MMBTU	124.18	0.0000
GAS CHRg 3.3719 - 6.7438 MMBTU	MMBTU	248.37	0.0000
GAS CHRg 6.7438 - 10.1157 MMBTU	MMBTU	248.37	0.0000
GAS CHRg10.1157 - 13.4876 MMBTU	MMBTU	620.91	0.0000
GAS	PM	620.91	0.0000
GAS	PM	372.55	0.0000
KEROSENE OIL	LTR	91.00	1.4154
FIREWOOD WHOLE	40 KG.	511.56	-0.0820
FURNISHING HOUSE HOLD EQUIPMENTS			
CHAIR SHESHAM WOOD WITH ARMS **	EACH	1909.50	0.8567
CHAIR PLASTIC (CHAIRMAN) AVERAGE QUALITY	EACH	751.48	0.1666
TABLE SHESHAM WOOD (4X2X5") ***	EACH	5401.10	0.1716
SOFASET WOODEN WITH FOAM SEAT **	SET	16703.54	0.0562
COT IRON (WITH NIWAR)AV.QLTY.	EACH	2148.54	0.2917
ALMIRAH (STEEL) 6'X3' 20 GUAGE	EACH	9594.92	0.0000
DINNING TABLE 6 CHAIRS A.QLTY	SET	19491.25	0.3217
SINGLE BED WITHOUT FOAM MED.	EACH	5870.09	0.2134
MATRESS SINGLE(4"THICK)	EACH	4832.67	0.0000
FARSHI DARI 12'X9' AV.QLTY	EACH	1262.81	0.0000
DARI COTTON (6'x2 1/2') AV.QL	EACH	575.37	0.0000
CARPET PLAIN AV. QLTy	SQFT.	39.86	0.4030
QUILT (LIHAF) 3 KG. COTTON	EACH	892.86	0.0000
BLANKET (90" x 54")	EACH	3322.52	0.0000
BEDSHEET SINGLE BED SUP.QLTY	EACH	597.92	0.0000
BED SHEET DOUBLE WITH TWO PILLOW COVERS SUP QLTY	SET	1165.34	0.0000
TOWEL(3'x2') AV. QALTY	EACH	236.47	0.0000
CELING FAN 48" SUPER QLTY **	EACH	3046.29	0.7025
PEDESTAL FAN 22" SUPER QLTY	EACH	4090.13	0.3066
REFG. DAWLENCE 10 CFT. D.DOOR	EACH	30817.50	0.0609
D-FREEZER WAVES 8 CFT.	EACH	29609.58	0.3035
AIRCONDITIONER 1.5 TON PEL	EACH	42371.25	1.9704
SPLIT AIR CONDITIONER 1.5 TON (SPECIFY BRAND NAME)	EACH	44812.50	0.6495
AIRCOOLER SUPER ASIA	EACH	11545.63	0.0000
WASHING MACHINE SINGER	EACH	15383.75	0.0000
SEWING MACHINE(SINGER)	EACH	5899.88	0.4811
GIZER LARGE SIZE 30 GALLON CAPACITY SUP QLTY	EACH	18026.25	0.0000
GAS BURNER DOUBLE SPFY.BRAND	EACH	1714.73	0.0000
ELECT. IRON PHILIPS MDL.1120	EACH	1715.96	0.0000
ELECTRIC JUICER FOR APPLE	EACH	5230.42	0.0000
S.STEEL DEGHCHI MEDIUM SIZE ***	EACH	599.86	0.0000
ALUMINIUM COOKING PAN (DEGCHI) MED SIZE	EACH	578.36	0.0000

Contd.

7.11 Inter-city Consumer Prices May, 2015

Description	Unit	Value in Rupees	
		Average	% Change
NON STICK COOKING PAN (DEGCHI) SUP. QLTY	EACH	839.45	0.0990
FRYING PAN STEEL AVG. QLTY MED. SIZE	EACH	376.52	0.0000
TAWA IORN (MEDIUM SIZE) AVG. QLTY	EACH	307.65	1.0278
S.STEEL PLATE A.QLTY.(M.SIZE)	EACH	73.82	0.0000
TABLE SPOON S.STEEL SUP.QLTY.	DOZEN	364.08	0.0000
WATER SET JUG+6 GLASSES (OMROC)	SET	494.25	0.3798
TEA SET PAK. CHINAWARE 21 PCS.	SET	1764.13	0.0709
DINNER SET PLASTIC 72 PIECES SUPERIOR QLTY	SET	5165.16	0.5680
HOTPOT SET PLASTIC 3 PCS.	SET	1293.89	0.0000
BUCKET(BALTI) PLASTIC MED.SIZ	EACH	332.01	0.3870
LOTA PLASTIC (MED SIZE) AVERAGE QUALITY	EACH	53.34	0.5277
PRESURE COOKER 4 LTR.	EACH	1378.18	0.8230
WATER COOLER 9/10 LTR.PLASTIC ***	EACH	579.45	0.0000
THERMOS STARVAC 1 LTR	EACH	470.44	0.0000
BULB PHILIPS 100-WATTS	EACH	30.70	0.0000
TUBE LIGHT PHILIPS 40 WATTS	EACH	103.98	0.0000
ELECTRIC BLUBS "0" WATTE LOCAL	EACH	21.93	0.0000
ELECTRIC BLUB ENERGY SAVER 14 WATTS	EACH	158.25	0.0000
WASHING SOAP 250 GMS SPECIFY BRAND NAME	EACH	32.41	0.0000
SURF EXCEL 400 GMS POLY BAG	EACH	116.50	-6.8000
WASHING POWDER 1000 GRM	EACH	183.44	0.0000
WASHING POWDER (WHEEL/ BONUS) 100 GRAMS	EACH	93.39	-2.9815
CLEANSER POWDER VIM 1000 GM	PKT.	72.58	0.3734
FINIS 500 ML	BOTTLE	182.16	0.0000
PHNYLE TYPHONE/FINIS/CARRANITE 3 LITRES	BOTTLE	143.64	0.0348
HARPIC	BOTTLE	137.25	0.4538
BOOT POLISH CHERRY/KIWI 50ML	EACH	102.52	2.1828
ROBIN BLUE (35 GRAMS)	PKT.	41.40	0.6565
TISSU PAPER PERFUMED 100 PCS.	PKT	103.50	0.4367
TOILET PAPER ROLL (R.PETEL)	P/ROLL	37.50	0.2674
BOOT POLISH LIQUID CHEERY BLOSSOM KIWI 75 ML	BOTTLE	136.75	0.0000
MATCH BOX SMALL	EACH	2.14	0.0000
DRY CELL 1.5 VOLT(LOCAL)	EACH	22.56	0.0000
HAND STITCHING NEEDLE M.SIZE	PACKET	7.65	0.0000
SEWING MACHINE NEEDLE (SINGER)	EACH	6.09	0.0000
HOUSEHOLD SERVANT FEMALE P/T	P/MNTH	1804.92	0.3826
MARRIAGE HALL WITH FURNITURE	P/HEAD	109.61	0.0000
HEALTH			
SEPTRAN TABLETS	10TAB.	15.54	0.0000
BRUFEN TABS 200-MG.	10TAB.	10.00	0.0000
PANADOL TAB. EXTRA/PLAIN	10TAB.	10.00	0.0000
DISPRIN TAB.	10TAB.	10.00	0.0000
TRISIL TAB.	10 TAB	10.00	0.0000
FLAGYL TAB. 200 MG.	10TAB.	10.00	0.0000
VENTOLIN TAB. 2MG.	10TAB.	9.00	0.0000
DAONIL TAB. 5 MG.	10TAB.	17.00	0.0000
ENTOX TAB.	10TAB.	10.00	0.0000
RENITEC TAB. 5 MG.	10TAB.	59.00	0.0000
CAC. 1000 TAB	BOTTLE	122.00	0.0000
AMOXIL CAPSOLE 250 MG.S	10CAP.	36.00	0.0000
CALCIUM SYRUP SANDOZ	BOTTLE	64.00	0.0000
LEDERPLEX SYRUP	BOTTLE	35.00	0.0000
SANCOS SYRUP (50 ML.)	BOTTLE	30.00	0.0000
PHENERGAN SYRUP 120 ML.	BOTTLE	33.00	0.0000
CALPOL SYRUP 60 ML.	BOTTLE	28.00	0.0000
HYDRYLLIN SYRUP 120 ML.	BOTTLE	65.00	0.0000
POLYFAX EYE OINTMENT	TUBE	21.01	0.0000
BETNESOL EYE DROPS	BOTTLE	33.89	0.0000
EAR DROPS (CARDISPORINE) ***	BOTTLE	21.00	0.0000
BETNOVATE-N OINTMENT 5 GMS	TUBE	16.00	0.0000
BURNOL CREAM 30 GRM	TUBE	16.00	0.0000
VICKS VAPORUB/BALM	BOTTLE	36.03	0.0000
GLYCRINE SMALL BOTTLE	BOTTLE	22.69	0.0000
JOUHAR JOSHANDA	PKT.	7.40	0.0000
GALXOS-D (450 GRMS)	PKT.	158.77	0.1767
GRIFE-WATER WOODWARDS	BOTTLE	53.00	0.2269
SANIPLAST ONE PUTTY	EACH	1.86	0.0000

Contd.

7.11 Inter-city Consumer Prices May, 2015

Description	Unit	Value in Rupees	
		Average	% Change
O.R.S. (NIMCOL)	PKT.	15.83	0.3169
DETTOL (MEDIUM)	BOTTLE	46.80	0.0000
COTTON BANDAGE 2" - 4"	EACH	9.35	0.0000
THERMOMETER CHINA	EACH	42.34	0.0000
DOCTOR (MBBS) CLINIC FEE	P/PAT.	173.81	0.0000
URINE TEST (DR) CHARGES	P/TEST	101.91	0.0000
BLOOD TEST (CP) CHARGES	P/TEST	239.88	0.0000
SUGAR TEST (RANDOM/FASTING BOTH) CHARGES	P/TEST	170.03	0.0000
ECG CHARGES	P/TEST	228.11	0.0000
X-RAY (CHEST) CHARGES	P/X-RAY	281.86	0.0000
TRANSPORT			
CAR SUZUKI 800 CC (W/O. A/C)	EACH	645371.43	0.0000
CAR SUZUKI 1000 CC	EACH	1065288.89	0.0000
CAR TOYOTA 1300 CC	EACH	1631960.00	0.0000
CAR HONDA CIVIC	EACH	2098315.79	0.0000
MOTORCYCLE HONDA CD-70.	EACH	66830.59	0.0000
MOTORCYCLE YAMAHA 100CC.	EACH	80060.29	0.0000
MOTOR CYCLE HERO 70 CC	EACH	45448.53	0.0000
BICYCLE WITH TYRES & TUBES	EACH	7473.61	0.0000
TYRE CAR WITH TUBE GENERAL	EACH	3373.75	0.0000
TYRE MOTOR CYCLE WITHOUT TUBE	EACH	1190.88	0.3692
TYRE CYCLE SPECIFY BRAND NAME	EACH	369.07	-0.7423
TYRE CAR W/O TUBE	EACH	3160.21	-1.0935
PETROL SUPER	LITRE	74.29	0.0000
HIGH SPEED DIESEL HSD	LITRE	83.61	0.0000
CNG	K.G.	73.04	0.0000
GAS CYLINDER STAND. SIZE	EACH	1102.13	-1.2941
MOTOR CYCLE SERVICE CHARGES	EACH	259.54	0.7257
CAR SERVICE CHARGES	EACH	337.45	1.5437
TYRE PUNCTURE CHARGES	EACH	62.27	1.4169
CYCLE OVERHAULING CHARGES	EACH	289.79	0.6530
CAR TAX FOR 800CC TO 1300CC	YEARLY	1840.80	0.0000
TRAIN FARE ECO. 1-100 KM.	P/KM.	0.68	0.0000
TRAIN FARE ECO. 101-500 KM.	P/KM.	0.98	0.0000
TRAIN FARE ECO. > 500 KM.	P/KM.	0.89	0.0000
TRAIN FARE IST SLP. 1-100KM	P/KM.	2.10	0.0000
TRAIN FARE IST SLP.101-500 KM	P/KM.	2.59	0.0000
TRAIN FARE IST SLP. > 500 KM	P/KM.	1.99	0.0000
TRAIN FARE A/C SLP. 1-100KM.	P/KM.	5.76	0.0000
TRAIN FARE A/C SLP.101-500KM	P/KM.	4.59	0.0000
TRAIN FARE A/C SLP > 500KM.	P/KM.	4.16	0.0000
PLATEFORM TICKET	EACH	10.00	0.0000
AUTO RICKSHAW FARES	KM/MIN	56.41	0.0000
FULL TONGA CHARGES	KM/MIN	61.68	0.0000
TAXI 4 SEATER FARE	KM/MIN	79.23	0.0000
BUS FARE MIN (WITHIN CITY)	TICKET	11.47	0.0000
BUS FARE MAX (WITHIN CIT	TICKET	19.89	0.0000
BUS FARE OUTSIDE CITY	P/KM.	0.90	0.0000
A/C BUS FARE OUTSIDE CITY	P/KM.	1.38	0.0000
MINIBUS FARE MIN.WITH IN CITY	TICKET	13.55	0.0000
MINIBUS FARE MAX.WITH IN CITY	TICKET	19.80	0.0000
SUZUKI FARE MIN.WITH IN CITY	TICKET	10.74	0.0000
SUZUKI FARE MAXIMUM W.IN CITY	TICKET	18.36	0.0000
AIR FARE ECONOMY CLASS.	P/KM.	19.26	0.0000
COMMUNICATION			
POSTAL ENVELOPE DOMESTIC	EACH	8.00	0.0000
ENVELOPE FOR SAUDI ARABIA	EACH	49.63	0.0000
POSTAL REGISTRATION CHARGES	EACH	28.00	0.0000
U.M.S. REG CHARGES MIN.	EACH	58.45	0.0000
T.C.S. CH. MIN.WITH IN ZONE	EACH	130.88	0.0000
TELEPHONE CHARGES LOCAL CALL	P/CALL	3.94	0.0000
TEL CHARGES OUT SIDE CITY	P/CALL	3.94	0.0000
INTERNET CHARGES	P/HOUR	28.89	0.0000
MOBILE CELL CHARGES	P/UNIT	3.07	0.0000
FAX CHARGES (LOCAL)	P/PAGE	17.38	0.0000
TELEPHONE SET AV. QLTY	EACH	765.07	0.0000
MOBILE SET NOKIA/SONY/ERICSON/SAMSUNG WITHOUT CAMERA	EACH	2804.90	0.0000

Contd.

7.11 Inter-city Consumer Prices May, 2015

Description	Unit	Value in Rupees	
		Average	% Change
RECREATION AND CULTURE			
T.V. 20" COLORED WEGA H-A21.	EACH	19452.71	0.0000
T.V 20" COLOR CHINA/KORIA)	EACH	11280.21	0.0000
V.C.P. PANASONIC/LG/NAT	EACH	5436.31	0.0000
DVD/VCD PLAYER PANASONIC/LG	EACH	4169.99	0.0000
RADIO WITH C.PLAYER NATIONAL	EACH	2221.47	0.0000
PERSONNEL COMPUTER (BRANDED)	EACH	43315.50	0.0000
VID. CASSETTE BLK. TDK/SONY	EACH	144.90	0.0000
COM. C.D. (TDK/IMATION)	EACH	53.77	0.0000
TAPE RECORDER CASSETTE BLANK	EACH	46.65	0.0000
VIDEO GAME SEGA 16 BYTE	EACH	1280.88	0.0000
CINEMA A/C. HIGH CLASS	TICKET	93.81	0.0000
CINEMA NON-A/C HIGH CLASS	TICKET	56.65	0.0000
CABLE CHARGES	PER MONT	290.63	0.0000
TV.LICENCE FEE DOMESTIC	YEARLY	420.00	0.0000
ENGLISH BOOK CLASS V1	EACH	70.43	-0.6349
ENGLISH BOOK CLASS IX OR X	EACH	94.63	-1.2522
ENG. BOOK IST.YR COMPLETE SET	EACH	86.78	-0.6867
ENGLISH BOOK BA/B.SC	EACH	163.25	0.0000
URDU BOOK CLASS V (T.B.BORD)	EACH	72.16	0.0000
URDU BOOK CLASS IX/X(T.B.B)	EACH	100.70	-1.0319
URDU BOOK IST.YEAR/INTER	EACH	60.00	0.2171
URDU BOOK BA/B.SC	EACH	144.50	0.0000
MATHS BOOK CALSS V (T.B.B)	EACH	76.95	5.7732
MATHS BOOK CLASS IX OR X	EACH	210.05	-1.3387
MATHS BOOK IST.YEAR (T.B.B)	EACH	148.13	1.6469
PAKISTAN STUDIES BOOK BA/B.SC	EACH	150.50	0.0000
DAILY "DAWN"	P/COPY	19.00	0.0000
DAILY "JANG"	P/COPY	12.00	0.0000
DAILY "NAWA-E-WAQT"	P/COPY	12.00	0.0000
WEEKLY "AKHBAR-E-JAHAN"	P/COPY	55.00	0.0000
WEEKLY "MAG"	P/COPY	45.00	0.0000
MONTHLY "NAUNEHAL DIGEST"	P/COPY	35.00	0.0000
PAPER FOOLSCAPE (27"x17")	QUIRE	37.71	0.0000
EXERCISE.BOOK LINED 80/100 PGS	EACH	45.34	0.0883
PENCILGOLDFISH/DEER	EACH	6.17	1.1475
PEN INK DOLLOR 57 ML BOTTLE	EACH	21.25	0.0000
PHOTOSTATE PAPER 70 GM	PRT	348.46	1.0527
BALL PEN (local)	EACH	6.15	0.0000
FOUNTAIN PEN HERO/WINGS/CHINA	EACH	42.64	0.0000
EDUCATION			
PRIVATE SCHOOL FEE ENGLISH MEDIUM AVERAGE STANDARD (CLASS I)	PER MONTH	1292.64	0.0000
PRIVATE SCHOOL FEE ENGLISH MEDIUM AVERAGE STANDARD (CLASS V)	PER MONTH	1456.53	0.0000
PRIVATE SCHOOL FEE ENGLISH MEDIUM AVERAGE STANDARD (CLASS VI)	PER MONTH	1593.02	0.0000
PRIVATE SCHOOL FEE ENGLISH MEDIUM AVERAGE STANDARD (CLASS X)	PER MONTH	1888.69	0.0000
PRIVATE MEDICL COLLEGE FEE MBBS (1ST YEAR)	PER MONTH	44426.99	0.0000
PRIVATE ENGINEERING COLLEGE FEE (1STR YEAR)	PER MONTH	11971.70	0.0000
GOVT. COLLEGE FEE IST. YEAR	MONTH	44.99	0.0000
GOVT. COLLEGE FEE 4TH. YEAR	MONTH	59.03	0.0000
GOVT. UNIVERSITY FEE MSC.	MONTH	401.64	0.0000
GOVT. MED. COLLEGE FEE MBBS	MONTH	1302.55	0.0000
GOVT. ENGG. COLL. FEE I YEAR	MONTH	1082.49	0.0000
COACHING FEE FOR CLASS IX/X	PER MONTH	1165.40	0.0000
COACHING CHARGES FOR CLASS IST YEAR/INTER (SCIENCE)	PER MONTH	1684.36	0.0000
COACHING CHARGES FOR CLASS IST YEAR/INTER (COMMERCE)	PER MONTH	1430.69	0.0000
I.T. TUITION FEES	PER MONTH	2448.10	0.0000
MBA TUITION FEES	PER MONTH	6285.11	0.0000
RESTAURANTS AND HOTELS			
BREAD TANDOORI ST. SIZE	EACH	7.61	0.0000
COOKED MUTTON (AV. HOTEL)	PLATE	140.20	0.0000
COOKED BEEF (AV. HOTEL)	PLATE	84.98	0.0000
COOKED DAL (AV. HOTEL)	PLATE	50.52	0.4973
CHICKEN BIRYANI FULL/DOUBLE	PLATE	126.30	0.2938
TEA PREPARED (ORDINARY)	CUP	18.78	0.6431

Contd.

7.11 Inter-city Consumer Prices May, 2015

Value in Rupees

Description	Unit	Average	% Change
MISCELLANEOUS GOODS AND SERVICES			
HAIRCUT CHARGES FOR MEN	P/CUT	73.22	1.3847
BEAUTY PORL HAIR STYL CHARGE	P/STY.	267.12	0.5647
SHAVING CHARGES	PER SHV	40.27	2.5465
LIPSTICK S.MISS/MEDORA	EACH	107.00	0.3470
NAIL POLISH S.MISS/MEDORA	EACH	87.19	0.0000
PERFUME MED.SIZE MEDORA/BROACH	EACH	166.36	0.0000
HAIR-OIL AMLA/CHAMBELI	BOTTLE	109.50	0.4587
TOILET SOAP LUX 95 GRAMS	EACH	34.70	-14.0664
TOILET SOAP LIFEBOUY 140 GRM	EACH	36.38	1.0556
TOILET SOAP SAFEGUARD BATH SIZE	EACH	47.60	-2.2587
TOOTHPASTE MACKLINES 70 GRM	EACH	50.00	0.0000
TOOTHPAST MED SIZE CLGATE 70 GMS	EACH	61.40	0.0000
TOOTHBRUSH SHEILD A/PLAUQUE	EACH	39.42	0.0000
TOOTHPOWDER DENTONIC 90 GRM	EACH	26.28	0.0000
HAIR-COLOUR BEGIN (6 GMS)	EACH	97.17	0.0000
HAIR COLOUR (KALAKOLA)	BOTTLE	125.38	0.0000
FACECREAM PONDS (MEDIUM)	EACH	111.88	0.0000
TALC POWDER VICE ROAY,B.CAT	EACH	134.00	0.3745
BLADE TREET ORDINARY 10'S	PKT.	33.70	0.0000
BLADE 7-O-CLOCK STAIN. 5'S	PKT.	33.48	0.0000
SHAMPOO SUNSILK/PAINTIN 100 ML	BOTTLE	108.25	0.0000
BEAUTY CREAM (FAIR & LOVELY)	EACH	125.43	0.0000
HAIR REMOVING CREAM (EU-CREAM)	TUBE	61.19	0.0000
GEL MEDIUM SIZE	BOTTLE	92.13	0.0000
DISPOSABLE RAZOR GILLET-II	EACH	40.05	0.0000
SHAVING CREAM TOUCH-ME/ADM.	EACH	60.63	0.0000
GOLD TEZABI 24 CT	10 GM.	40583.15	-1.1131
SILVER TEZABI 24 CT	10 GM.	621.56	-1.6083
ARTIFICIAL JEWELLARY SET	SET	709.31	0.0000
WRIST WATCH GENTS CITIZEN (ORIGINAL) ***	EACH	3432.14	0.0000
WRIST WATCH LADIES CITIZEN (ORIGINAL) ***	EACH	3421.25	0.0000
WALL CLOCK QUARTZ AV.QLTY	EACH	530.83	0.0000
SUITCASE REXIN (24"x16"x6")	EACH	1085.74	0.4050
TRUNK MEDIUM SIZE ***	EACH	1575.85	0.5186
PURSE LADIES (LEATHER) AVERAGE QUALITY	EACH	684.66	0.6335

8. PUBLIC FINANCE

8.1 Customs Revenue Receipts

(Million Rupees)

S. No.	Description	Annual				
		2009-10	2010-11	2011-12	2012-13	2013-14
1	Meat, fish and their preparations	41.12	54.90	93.75	151.69	253.87
2	Milk, butter, cheese and honey	1370.56	2769.09	2478.59	2235.00	2879.15
3	Fruits, nuts and vegetables	1340.92	1265.68	1427.16	1554.43	2368.46
4	Coffee, nuts and vegetables	2736.07	3542.19	3547.64	3730.56	3713.70
5	Oil-seeds and miscellaneous fruits	100.26	150.60	120.73	146.20	176.67
6	Vegetable plaiting materials	442.08	472.21	616.43	868.55	998.91
7	Animal and vegetable fats and oil	15512.16	17262.76	18417.04	20247.00	20658.72
8	Sugar and confectionery	211.88	285.07	372.89	291.17	383.73
9	Edible, preparation of cereal & vegetables	2452.93	2862.84	2916.04	3099.12	3991.29
10	Beverages, spirits and vinegars	160.84	221.28	192.14	176.65	179.36
11	Residues on waste from the food industries prepared animal fodder	91.93	61.26	53.16	59.44	141.58
12	Tobacco	256.98	494.52	251.94	144.14	213.57
13	Mineral, fuel, oils and products thereof	19021.22	21401.96	19140.05	20398.80	16760.58
14	Chemicals and chemical products	6666.36	6870.42	6798.82	7327.76	8239.32
15	Pharmaceutical products	1429.65	1565.36	1822.78	1893.71	2111.88
16	Dyes, colours, paints and varnishes	2418.02	2681.43	2538.32	2671.14	3611.13
17	Perfumery, soap and toilet preparations	4303.13	4908.71	3912.94	3778.08	4894.55
18	Albuminodal substances modified stareehes gulesenzymes	174.67	196.53	202.99	215.36	287.14
19	Matches and other explosives	34.88	39.84	22.32	22.61	25.30
20	Photographic and cinematographic goods	1250.49	1336.10	1178.39	1254.43	1583.89
22	Rubber and articles thereof	1710.06	2147.93	2352.45	8820.77	2395.14
23	Leather articles and footwear	1139.60	1835.37	1937.81	2143.80	2051.86
24	Wood & articles of wood wood charcoal	481.10	552.34	557.80	2010.44	542.99
25	Wood, paper and stationery	5001.87	7423.54	6730.50	475.48	6085.09
26	Silk yarn and fabrics	146.12	205.57	130.81	5357.43	139.29
27	Fabrics of wool, flax ramle metal vegetable	262.87	394.64	473.08	136.97	706.41
28	Cotton, Textile fabrics, Paper Yarn	91.55	340.77	786.13	490.74	2065.56
29	Yarn and fabrics of man-made fiber	4072.87	7666.13	7616.66	1422.08	8773.16
30	Carpets & other floor covering	289.14	345.04	432.76	6523.28	285.80
31	Special Woven Fabrics and Variety (58)	222.49	388.49	434.56	274.42	352.95
31	Plastic and articles thereof	7219.28	8831.53	8807.12	349.73	11055.67
32	Textile articles including knitted & crocheted goods	1323.39	2142.72	2254.15	1969.33	2627.81
33	Other madeup textile articles, set worm clothing & textile articles rugs	762.91	1255.90	1336.37	1093.49	1375.49
34	Glass and earthen-ware	2794.13	3132.55	3522.41	3198.22	4459.56
35	Precious metal, stones, pearls & imitation jewellery	90.78	95.09	28.71	40.01	65.58
36	Iron and steel manufactures	10920.60	9677.83	10048.48	10545.65	9211.16
37	Metals other than gold,silver,iron & steel	999.53	1386.38	1144.22	1253.23	1866.33
38	Cutlery, tools articles of base metals	847.20	1038.53	1002.80	1015.61	1324.08
39	Machinery and mechanical appliances	10468.17	10928.56	11605.92	12362.55	13742.20
40	Electric machinery and equipment	9442.90	9528.38	9928.03	10396.39	11325.52
41	Railway and tramway plant and rolling stock	29.06	25.04	125.87	393.05	447.75
42	Motor and other vehicles	25234.13	28097.49	43090.45	42305.56	36314.43
43	Ships, boats and aircraft's	60.68	136.17	117.96	108.57	79.44
44	Clocks and watches and parts thereof	56.51	66.18	47.19	60.14	66.04
45	Arms and ammunitions	371.66	498.63	464.96	507.58	317.19
46	Toys, games and sports goods	408.91	416.83	324.33	278.43	346.34
47	Sub-total (1 to 46)	144463.66	167000.38	181405.65	183798.79	191495.64
48	All other articles	22808.02	26179.32	46869.49	66022.29	58234.50
49	Gross Collection (47 to 48)	167271.68	193179.70	228275.14	249821.08	249730.14
50	Refund & Rebates	5782.91	8527.42	8453.67	10362.12	8731.76
51	Net collection (54-55)	161488.77	184652.28	219821.47	239458.96	240998.38
52	Total imports duty	156554.36	179722.75	213285.30	...	233783.87
53	1 % Ware House Charges	995.88	1598.29	1660.09	...	1182.93
54	Miscellaneous	2987.49	3636.25	3870.35	...	4469.01
55	Export duties	862.40	390.71	471.07	...	475.78
56	25% Export Development Charges	3691.55	5174.30	5291.13	...	6119.22
57	Regularity Duty	2179.98	2544.84	2111.14	...	3699.32

Contd.

8.1 Customs Revenue Receipts

(Million Rupees)

S. No.	Description	Monthly			
		May,2014	Jun,2014	Jul,2014	Aug,2014
1	Meat, fish and other preparations	14.05	14.84	12.98	19.81
2	Milk, Butter, Cheese and Honey	282.79	271.74	427.71	272.58
3	Fruits, nuts and vegetables	194.91	189.68	262.03	175.33
4	Coffee, nuts and vegetables	303.36	351.35	283.77	310.15
5	Oil-seeds & miscellaneous fruits	12.78	28.60	19.74	182.22
6	Vegetable plaiting Materials	46.12	50.11	58.24	64.24
7	Animal and vegetable fats and oil	1344.88	2585.21	1352.52	1828.05
8	Sugar and confectionery	43.77	39.63	43.18	42.42
9	Edible, preparation of cereals and vegetables	310.4	360.69	423.37	425.45
10	Beverages, spirits and vinegars	30.13	17.87	17.77	26.71
11	Residues an Waste from the food industries, Prepared animal fodder	7.27	42.13	250.55	252.85
12	Tobacco	3.74	29.26	4.64	10.17
13	Minerals, fuel, oils and products thereof	1854.4	1719.55	404.45	1612.87
14	Chemicals and chemicals products	757.32	666.81	755.49	857.95
15	Pharmaceutical products	191.63	153.68	190.44	225.55
16	Dyes, colours, paints and varnishes	345.83	346.80	344.16	399.82
17	Perfumery, soap and toilet preparations	536.36	449.51	449.21	574.62
18	Albuminoidal substances modified starches, glues,enzymes	24.68	26.33	43.94	44.39
19	Matches and other explosives	0.07	0.07	0.34	0.18
20	Photographic and cinematographic goods	113.82	144.56	146.92	170.59
21	Plastic and articles thereof	1103.6	1136.35	1052.05	1235.66
22	Rubber and articles thereof	171.73	223.08	236.40	306.82
23	Leather articles and footwear	190.13	248.47	224.64	183.57
24	Wood & articles of wood; wood charcoal	49.56	55.75	50.18	61.16
25	Wood, paper and stationery	603.56	603.37	605.24	716.91
26	Silk yarn and fabrics	12.36	21.48	21.54	19.81
27	Fabrics of Wool, flax, ramle metal, vegetable	81.25	74.03	74.60	76.38
28	Cotton, textile, fibre & other paper & veg yarn	317.3	113.25	72.30	56.99
29	Yarn and fabrics of man-made fiber	831.16	790.60	1090.82	1077.94
30	Carpets & other floor covering	30.54	23.80	26.47	24.07
31	Special Woven Fabrics and Variety	36.08	34.21	41.96	43.70
32	Textile articles including knitted & crocheted goods	275.75	276.07	246.39	258.34
33	Other made up textile articles;set;worn colothing & textile articles;rugs	108.31	110.79	86.55	142.87
34	Glasses and earthen/ware	418.61	396.39	477.58	474.52
35	Precious metals,stones,pearls & imitation jewellery	5.57	12.63	9.93	6.06
36	Iron & steel manufactures thereof	1062.45	1009.74	926.77	1198.61
37	Metals other than gold, silver, iron & steel	172.24	161.12	162.86	226.02
38	Cutlery, tools articles of base metals	131.5	140.52	136.48	126.66
39	Machinery and mechanical appliances	1320.77	1311.33	1290.88	1462.62
40	Electric machinery and equipment	1161.31	1616.02	1772.51	2272.13
41	Railway and tramway plant and rolling stock	2.1	102.07	197.67	76.66
42	Motor and other vehicles	2849.85	4154.50	2490.15	3913.49
43	Ships, boats and Air crafts	4.22	33.74	17.44	109.90
44	Clocks, watches and parts thereof	7.62	4.21	4.33	4.14
45	Arms and ammunitions	16.93	38.82	12.76	44.37
46	Toys, games and sports goods	37.08	38.82	41.25	31.84
47	Sub total (1 to 46)	17419.89	20219.58	16861.20	21647.19
48	All other articles	4302.29	12152.68	1053.88	1112.05
49	Total Import Duty	20353.8	30091.19	16880.19	21536.14
50	Warehouse Charges	97.63	71.64	51.06	60.90
51	Regularity Duty	267.08	362.43	374.05	409.68
52	Miscellienous	439.57	1199.07	206.77	234.30
53	0.25 % Export Development Charges	509.18	557.62	392.42	491.84
54	Export Duties	54.93	90.28	10.59	26.39
55	Gross	21722.19	3272.23	17915.08	22759.25
56	Refund	17.99	45.48	97.21	23.30
57	Rebate	535.5	167.88	1038.57	1060.12
58	Refund & Rebate	553.49	213.36	1135.78	1083.42
59	Net	21168.70	3058.87	16779.30	21675.83

Contd.

8.1 Customs Revenue Receipts

(Million Rupees)

S. No.	Description	Monthly				
		Sep.,2014	Oct,2014	Nov, 2014	Dec, 2014	Jan, 2015
1	Meat, fish and other preparations	26.68	30.89	31.99	36.03	40.23
2	Milk, Butter, Cheese and Honey	179.07	345.79	325.24	535.15	622.74
3	Fruits, nuts and vegetables	253.75	298.69	233.24	229.56	202.28
4	Coffee, nuts and vegetables	403.13	370.42	277.03	402.46	402.28
5	Oil-seeds & miscellaneous fruits	171.81	67.77	119.20	106.58	71.62
6	Vegetable plaiting Materials	68.06	76.25	70.06	68.00	65.36
7	Animal and vegetable fats and oil	2104.21	1855.01	1806.09	1813.21	1397.76
8	Sugar and confectionery	39.95	37.47	39.22	51.58	48.99
9	Edible, preparation of cereals and vegetables	407.18	433.37	405.91	376.03	429.35
10	Beverages, spirits and vinegars	27.21	7.07	13.02	12.31	14.44
11	Residues an Waste from the food industries, Prepared animal fodder	384.32	139.78	293.21	196.84	129.57
12	Tobacco	32.90	9.95	10.62	11.90	13.06
13	Minerals, fuel, oils and products thereof	1538.05	1554.15	1696.47	1386.53	1121.12
14	Chemicals and chemicals products	867.72	946.05	790.64	936.73	737.16
15	Pharmaceutical products	229.62	210.96	242.59	196.35	137.79
16	Dyes, colours, paints and varnishes	317.39	278.21	240.00	340.85	355.99
17	Perfumery, soap and toilet preparations	539.57	591.89	499.55	505.78	453.01
18	Albuminoidal substances modified starches, glues,enzymes	36.97	45.80	39.18	39.63	43.60
19	Matches and other explosives	0.36	1.86	1.50	0.26	0.58
20	Photographic and cinematographic goods	157.64	154.68	109.42	152.21	158.28
21	Plastic and articles thereof	1035.36	1029.67	1035.43	1038.57	926.68
22	Rubber and articles thereof	303.35	274.98	250.11	269.47	225.98
23	Leather articles and footwear	339.28	258.17	188.61	202.68	163.75
24	Wood & articles of wood; wood charcoal	64.98	56.27	71.37	66.48	78.20
25	Wood, paper and stationery	806.02	722.50	671.38	626.72	535.32
26	Silk yarn and fabrics	22.04	24.48	26.21	28.00	44.00
27	Fabrics of Wool, flax, ramle metal, vegetable	85.35	91.14	71.84	87.85	98.55
28	Cotton, textile, fibre & other paper & veg yarn	61.44	71.51	85.58	82.14	80.03
29	Yarn and fabrics of man-made fiber	1011.16	993.00	899.77	942.72	917.70
30	Carpets & other floor covering	24.61	24.42	23.04	28.92	32.81
31	Special Woven Fabrics and Variety	43.95	37.91	41.78	36.34	34.74
32	Textile articles including knitted & crocheted goods	355.29	368.43	314.24	294.89	271.36
33	Other made up textile articles;set;worn colothing & textile articles;rugs	147.60	128.63	140.84	171.55	175.46
34	Glasses and earthen/ware	514.30	453.06	437.63	630.75	560.82
35	Precious metals,stones,pearls & imitation jewellery	5.62	10.76	9.07	5.37	5.73
36	Iron & steel manufactures thereof	1341.61	1155.63	1114.59	1273.81	1403.72
37	Metals other than gold, silver, iron & steel	201.35	202.87	160.54	240.26	156.09
38	Cutlery, tools articles of base metals	133.03	124.70	121.93	152.36	134.88
39	Machinery and mechanical appliances	1604.48	1530.84	1598.54	1703.19	1568.77
40	Electric machinery and equipment	2327.26	1877.58	1813.17	1848.15	2052.09
41	Railway and tramway plant and rolling stock	18.70	133.19	10.50	122.34	22.36
42	Motor and other vehicles	4299.60	3895.38	3663.75	3625.32	4718.72
43	Ships, boats and Air crafts	125.67	87.13	94.16	29.35	31.94
44	Clocks, watches and parts thereof	5.38	4.29	6.14	8.79	4.35
45	Arms and ammunitions	50.76	25.90	32.87	57.98	32.28
46	Toys, games and sports goods	36.31	31.17	29.42	36.42	37.66
47	Sub total (1 to 46)	22750.09	21069.67	20156.69	21008.41	20759.20
48	All other articles	4378.10	1506.27	2492.11	6569.86	3406.01
49	Total Import Duty	25195.40	21263.33	21421.55	26119.72	22514.52
50	Warehouse Charges	81.84	76.79	72.97	61.15	69.64
51	Regularity Duty	448.88	394.35	388.60	418.89	639.32
52	Miscellienous	836.78	269.70	287.83	387.30	364.39
53	0.25 % Export Development Charges	537.22	504.42	453.38	552.21	542.77
54	Export Duties	28.06	67.32	35.93	44.78	34.55
55	Gross	27128.18	22575.91	22660.26	27584.05	24165.19
56	Refund	137.90	3.67	60.71	3.92	25.14
57	Rebate	922.04	746.40	672.19	559.31	779.47
58	Refund & Rebate	1059.94	750.07	732.90	563.23	804.61
59	Net	26068.24	21825.84	21927.36	27020.82	23360.58

Source: Federal Board of Revenue, Islamabad.

8.1 Customs Revenue Receipts

(Million Rupees)

S. No.	Description	Monthly			
		Feb, 2015	Mar, 2015	Apr, 2015	May, 2015
1	Meat, fish and other preparations	40.44	18.28	26.71	18.21
2	Milk, Butter, Cheese and Honey	252.93	389.62	582.66	817.39
3	Fruits, nuts and vegetables	172.61	185.20	302.26	250.11
4	Coffee, nuts and vegetables	326.54	428.59	379.91	308.27
5	Oil-seeds & miscellaneous fruits	51.60	70.66	61.79	59.18
6	Vegetable plaiting Materials	69.78	79.22	84.75	65.76
7	Animal and vegetable fats and oil	1544.07	1628.37	1466.80	1867.00
8	Sugar and confectionery	35.37	31.60	56.69	49.10
9	Edible, preparation of cereals and vegetables	420.89	376.30	540.68	632.57
10	Beverages, spirits and vinegars	10.97	26.96	25.54	26.46
11	Residues an Waste from the food industries, Prepared animal fodder	261.94	199.87	116.98	168.42
12	Tobacco	6.61	7.13	7.61	15.76
13	Minerals, fuel, oils and products thereof	1049.68	1275.65	2591.20	4687.94
14	Chemicals and chemicals products	789.15	861.17	978.75	912.92
15	Pharmaceutical products	179.86	228.16	195.16	229.90
16	Dyes, colours, paints and varnishes	315.23	355.76	376.83	375.88
17	Perfumery, soap and toilet preparations	433.66	493.66	549.15	630.89
18	Albuminoidal substances modified starches, glues,enzymes	36.09	38.39	37.26	42.16
19	Matches and other explosives	4.96	1.55	3.91	1.88
20	Photographic and cinematographic goods	138.01	140.68	125.18	200.93
21	Plastic and articles thereof	997.36	1150.04	1156.24	1323.07
22	Rubber and articles thereof	180.10	281.01	284.41	302.03
23	Leather articles and footwear	197.34	109.04	74.51	239.01
24	Wood & articles of wood; wood charcoal	60.73	68.88	84.38	87.70
25	Wood, paper and stationery	700.61	692.41	831.15	763.71
26	Silk yarn and fabrics	33.11	16.83	23.03	33.24
27	Fabrics of Wool, flax, ramle metal, vegetable	91.67	79.57	71.52	101.74
28	Cotton, textile, fibre & other paper & veg yarn	104.62	114.72	93.89	128.43
29	Yarn and fabrics of man-made fiber	937.12	816.64	887.70	944.29
30	Carpets & other floor covering	24.22	32.81	31.07	23.71
31	Special Woven Fabrics and Variety	40.24	32.94	28.84	32.18
32	Textile articles including knitted & crocheted goods	320.94	236.11	173.17	331.56
33	Other made up textile articles;set;worn colothing & textile articles;rugs	127.64	126.53	106.54	125.74
34	Glasses and earthen/ware	475.74	411.69	344.93	504.15
35	Precious metals,stones,pearls & imitation jewellery	6.17	5.22	5.62	7.25
36	Iron & steel manufactures thereof	828.49	1053.98	2508.75	2009.56
37	Metals other than gold, silver, iron & steel	222.59	195.87	234.49	231.88
38	Cutlery, tools articles of base metals	128.97	139.57	96.69	149.59
39	Machinery and mechanical appliances	1827.42	1825.21	2062.73	1824.79
40	Electric machinery and equipment	1450.86	1605.12	1898.06	1648.21
41	Railway and tramway plant and rolling stock	328.33	14.75	94.38	109.06
42	Motor and other vehicles	3224.99	3832.66	5361.26	4991.68
43	Ships, boats and Air crafts	105.61	113.61	69.26	114.93
44	Clocks, watches and parts thereof	4.47	2.95	4.23	5.98
45	Arms and ammunitions	12.98	13.75	20.04	12.42
46	Toys, games and sports goods	45.61	50.89	55.59	42.73
47	Sub total (1 to 46)	18618.32	19859.62	25112.30	27449.34
48	All other articles	4377.11	8922.17	1319.94	3018.40
49	Total Import Duty	20401.38	25285.22	22987.47	25081.34
50	Warehouse Charges	86.67	62.64	63.67	68.77
51	Regularity Duty	1689.43	2491.35	2525.05	4379.32
52	Miscellaneous	350.08	364.54	348.23	429.69
53	0.25 % Export Development Charges	430.91	535.18	488.38	505.30
54	Export Duties	36.93	43.23	19.41	3.31
55	Gross	22995.40	28782.16	26432.21	30467.73
56	Refund	34.11	45.30	31.37	148.56
57	Rebate	853.44	572.35	534.43	652.75
58	Refund & Rebate	887.55	617.65	565.80	801.31
59	Net	22107.85	28164.51	25866.41	29666.42

Source: Federal Board of Revenue, Islamabad.

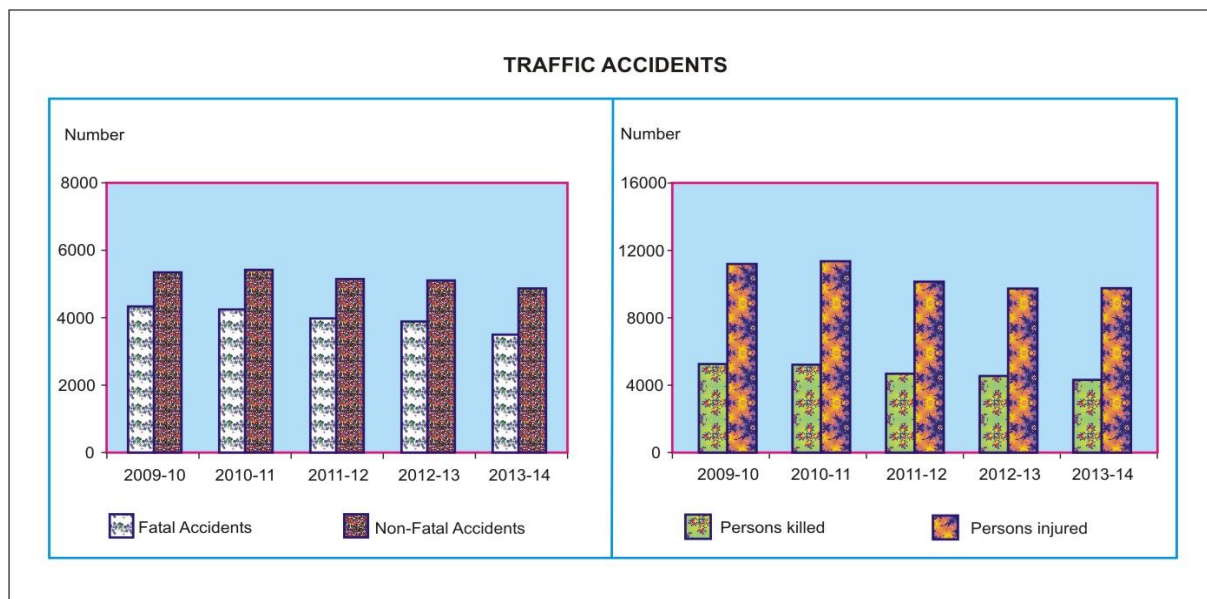
9. SOCIAL

9.1 Data on Traffic Accidents

Year/Month	Total Number of Accidents	Accident		Persons		Total Number of Vehicles Involved
		Fatal	Non - Fatal	Killed	Injured	

PAKISTAN

2009-10	9747	4378	5369	5280	11173	10496
2010-11	9723	4280	5443	5271	11383	10822
2011-12	9140	3966	5174	4758	10145	9986
2012-13*	8988	3884	5104	4719	9710	9876
2013-14*	8359	3500	4859	4348	9777	9423
2014 May	617	231	386	311	773	730
Jun	712	291	421	377	905	821
Jul	674	265	409	336	752	778
Aug	613	246	367	310	855	699
Sep	606	245	361	284	732	695
Oct	771	312	459	376	1012	896
Nov	609	280	329	388	862	711
Dec	628	252	376	291	730	723
2015 Jan	569	236	333	288	675	653
Feb	562	218	344	263	681	596
Mar	636	273	363	347	797	712
Apr	741	305	436	357	818	830
May	728	290	438	338	776	818



Note: Data from July,2012 onward includes ICTs.

* Included Islamabad

Contd.

9.1 Data on Traffic Accidents

Year/Month	Total Number of Accidents	Accident		Persons		Total Number of Vehicles Involved
		Fatal	Non - Fatal	Killed	Injured	
2012-13	201	107	94	109	180	212
2013-14	256	120	136	132	206	256
ISLAMABAD						
2014 May	22	8	14	8	18	22
Jun	20	11	9	11	13	20
Jul	17	12	5	13	17	18
Aug	9	5	4	6	6	9
Sep	10	4	6	4	8	10
Oct	22	9	13	10	19	22
Nov	20	10	10	11	12	20
Dec	20	8	12	8	12	20
2015 Jan	21	11	10	11	6	21
Feb	21	9	12	11	44	21
Mar	13	6	7	7	10	13
Apr	22	12	10	12	14	22
May	26	13	13	13	26	26
PUNJAB						
2009-10	5344	2590	2754	3083	5856	5344
2010-11	5420	2591	2829	3167	5809	5420
2011-12	4990	2361	2629	2888	5071	4990
2012-13	4587	2213	2374	2692	4515	4587
2013-14	3696	1717	1979	2145	3941	3696
2015 May	235	101	134	145	273	235
Jun	267	118	149	158	290	267
Jul	235	113	122	140	216	235
Aug	229	105	124	126	272	229
Sep	233	112	121	134	306	233
Oct	324	145	179	169	430	324
Nov	223	116	107	149	317	223
Dec	249	108	141	128	296	249
2015 Jan	207	106	101	133	236	207
Feb	228	98	130	117	287	228
Mar	278	141	137	175	367	278
Apr	290	129	161	157	365	290
May	299	132	167	164	288	299
SINDH						
2009-10	1465	883	582	1031	1261	1580
2010-11	1270	758	512	927	1071	1541
2011-12	1054	681	373	756	681	1121
2012-13	935	582	353	696	637	960
2013-14	945	613	332	791	893	1103
2014 May	72	45	27	55	83	113
Jun	70	47	23	70	136	91
Jul	72	46	26	60	51	84
Aug	65	44	21	62	48	78
Sep	75	49	26	56	53	94
Oct	55	41	14	54	54	62
Nov	69	45	24	105	108	84
Dec	76	48	28	53	84	94
2015 Jan	77	50	27	55	96	83
Feb	85	56	29	68	59	93
Mar	74	48	26	71	78	86
Apr	91	61	30	67	35	100
May	64	46	18	45	55	70

Contd.

9.1 Data on Traffic Accidents

Year/Month	Total Number of Accidents	Accident		Persons		Total Number of Vehicles Involved
		Fatal	Non - Fatal	Killed	Injured	

KHYBER P.K.

2009-10	2559	712	1847	921	3560	3128
2010-11	2722	773	1949	986	4153	3479
2011-12	2772	785	1987	953	3913	3501
2012-13	2968	846	2122	1059	4016	3736
2013-14	3120	877	2243	1033	4257	3934
2014 May	261	67	194	91	360	328
Jun	320	99	221	114	396	388
Jul	326	83	243	112	444	411
Aug	277	78	199	102	491	345
Sep	257	67	190	75	321	314
Oct	343	103	240	116	449	450
Nov	280	95	185	108	395	362
Dec	256	72	184	85	294	325
2015 Jan	245	64	181	79	300	319
Feb	209	49	160	59	257	236
Mar	241	66	175	77	308	297
Apr	308	86	222	103	371	387
May	313	92	221	109	378	392

BALOCHISTAN

2009-10	379	193	186	245	496	444
2010-11	311	158	153	191	350	382
2011-12	324	139	185	161	480	374
2012-13	297	136	161	163	362	381
2013-14	342	173	169	247	480	434
2014 May	27	10	17	12	39	32
Jun	35	16	19	24	70	55
Jul	24	11	13	11	24	30
Aug	33	14	19	14	38	38
Sep	31	13	18	15	44	44
Oct	27	14	13	27	60	38
Nov	17	14	3	15	30	22
Dec	27	16	11	17	44	35
2015 Jan	19	5	14	10	37	23
Feb	19	6	13	8	34	18
Mar	30	12	18	17	34	38
Apr	30	17	13	18	33	31
May	26	7	19	7	29	31

Source: Provincial Police Departments & ICT Police.

9.2 Data on Telecommunication 2015

Months	Distribution of Cellular Mobile Subscribers					
	Total	Moblink	CM Pak	Ufone	Telenor	Warid
Jan	136482096	38384557	27406675	21782905	36509373	12398586
Feb	136630891	38378938	27693987	21718480	36724230	12115256
Mar	134907976	38184925	27429830	21507765	36598171	11187285
Apr	131865579	38149067	27217698	18257842	37313551	10927421
May	112402835	32945683	21836725	17365830	30737198	9517399
Jun						
Jul						
Aug						
Sep						
Oct						
Nov						
Dec						

9.3 Visitors at Archaeological Museum in Pakistan

Area/ attraction	March,2015		April,2015		May,2015	
	Foreigner	National	Foreigner	National	Foreigner	National
PAKISTAN	1664	130802	1567	157294	1106	125970
ISLAMABAD	564	48144	672	80165	447	67747
Pakistan Museum of Natural History	14	3651	15	6984	26	8554
Lok Virsa Heritage Museum	283	15377	217	32053	210	20220
Pakistan Monument Museum	170	28679	290	40758	176	38738
Pakistan Railway Heritage Museum	97	437	150	370	35	235
PUNJAB	651	65205	585	64876	551	50320
Lahore Museum Lahore	264	22381	233	23713	220	17021
Allama Iqbal Library & Museum, Sialkot.	2	590	3	610	2	500
Museum, Taxila, Rawalpindi	50	4700	100	2800	120	2700
Museum, Harappa, Sahiwal.	51	8353	19	7427	12	5172
Allama Iqbal Museum, Javid Manzil, Lahore	8	2791	5	2153	8	1823
PMDC Khewara Mines Museum, Chakwal	276	26390	225	28173	189	23104
SINDH	445	15985	305	9635	88	6065
National Museum of Pakistan, Karachi	86	1762	14	1550	12	1954
Sindh Provincial Museum, Hyderabad.	14	2150	16	2021	*	*
Museum, Banbhore, Thatta.	4	741	1	433	2	469
Museum, Moenjodaro, Larkana.	121	9476	27	3797	18	2608
Museum Umerkot, Tharparkar.	-	930	-	677	3	404
Quid-e-Azam Birth Place, Karachi.	5	76	7	27	1	46
Quid-e-Azam House Museum, Karachi.	215	850	240	1130	52	584
KHYBER PAKHTUNKHWA	4	1428	5	2583	20	1669
Peshawar Museum, Peshawar.	4	1072	5	1666	18	1029
Museum Saidu Sharif, Swat.	-	174	-	568	2	424
Dir Museum, Chakdara	-	182	-	349	-	216
BALUCHISTAN	-	40	-	35	-	169
Museum Balochistan, Quetta.	-	40	-	35	-	169

Source:-Department of Archaeology and Museum,
Government of Pakistan & Provincial Government

9.4 Visitors at Heritage Site in Pakistan

Area/ attraction	March,2015		April,2015		May,2015	
	Foreigner	National	Foreigner	National	Foreigner	National
PAKISTAN	801	105763	565	93795	421	65602
PUNJAB	359	81196	420	73017	263	49430
Jahangir's Tomb, Lahore	50	8000	40	7600	20	5000
Shalimar Garden, Lahore	58	34140	41	29435	31	24943
Royal Fort (Shahi Qila), Lahore	130	15503	200	15755	70	5115
Hiran Minar & Tank, Sheikhpura	20	10500	20	10000	10	6500
Harappa, Sahiwal	51	8353	19	7427	12	5172
Taxila, Rawalpindi	50	4700	100	2800	120	2700
SINDH	375	12347	81	7049	63	5531
Banbhore , Thatta.	4	741	1	433	2	469
Makli Hill Monument, Thatta	250	1200	53	2142	40	2050
Moenjodaro, Larkana.	121	9476	27	3797	18	2608
Umerkot Fort, Tharparkar.	-	930	-	677	3	404
KHYBER PAKHTUNKHWA.	67	12220	64	13729	95	10641
Remains of Takht-i-Bhai, Mardan	7	11500	9	13300	8	10400
Butkara Site Museum, Saidu Sharif, Swat	-	20	-	29	2	41
Julian Site, Haripur	60	700	55	400	85	200
BALUCHISTAN						

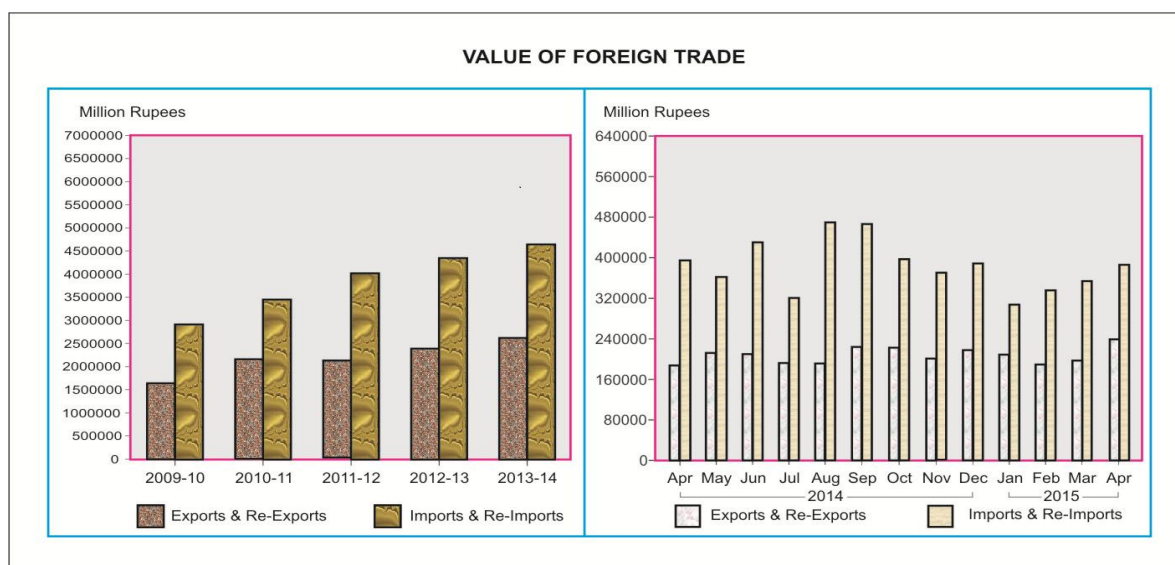
Source: Department of Archaeology and Museum.
Government of Pakistan & Provincial Government.

10. TRADE

10.1 Value of Foreign Trade

(Million Rupees)

Year / Month	Exports	Re-Exports	Imports	Re-Imports	Balance of Trade
2009-10	1,617,457.6	23,470.1	2,910,975.3	14.3	-1,270,061.9
2010-11	2,120,846.7	30,576.3	3,455,285.6	2,072.6	-1,305,935.2
2011-12	2,110,605.5	18,570.2	4,009,093.0	--	-1,883,049.0
2012-13	2,366,477.8	9,946.3	4,349,879.5	--	-1,973,455.4
2013-14	2,583,463.2	16,369.1	4,630,520.8	1,855.7	-2,032,544.2
2014 Apr	185,909.4	2,396.8	395,104.7	113.5	-206,912.0
May	208,315.8	3,769.7	361,817.2	2.1	-149,733.8
Jun	198,680.7	2,303.5	425,228.9	1,695.5	-225,940.2
Jul	189,756.5	2,293.2	319,670.1	1,827.6	-129,448.0
Aug	190,351.2	1,903.5	469,537.5	1,999.0	-279,281.8
Sep	222,613.8	1,243.3	464,876.3	1,898.8	-242,918.0
Oct	200,455.8	1,746.2	435,657.9	1,808.0	-235,263.9
Nov	199,310.3	820.7	366,214.90	1,966.3	-168,050.2
Dec	216,620.3	1,318.0	386,514.6	1,857.8	-170,434.1
2015 Jan	207,163.2	1,697.7	306,222.9	1,547.5	-98,909.5
Feb	190,530.2	2,308.9	334,335.3	1,854.1	-143,350.3
Mar	196,002.1	1563.8	352,412.9	1,387.4	-156,234.4
Apr	202,250.6	1722.6	385,075.9	1573.0	-182,675.7



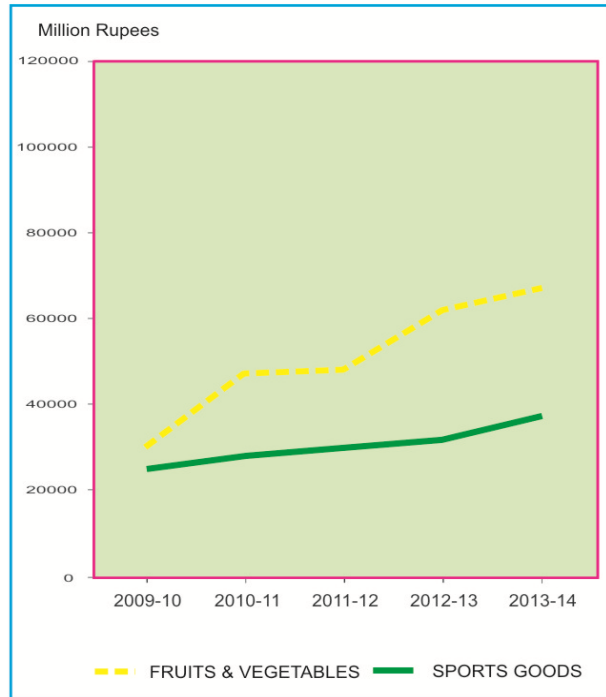
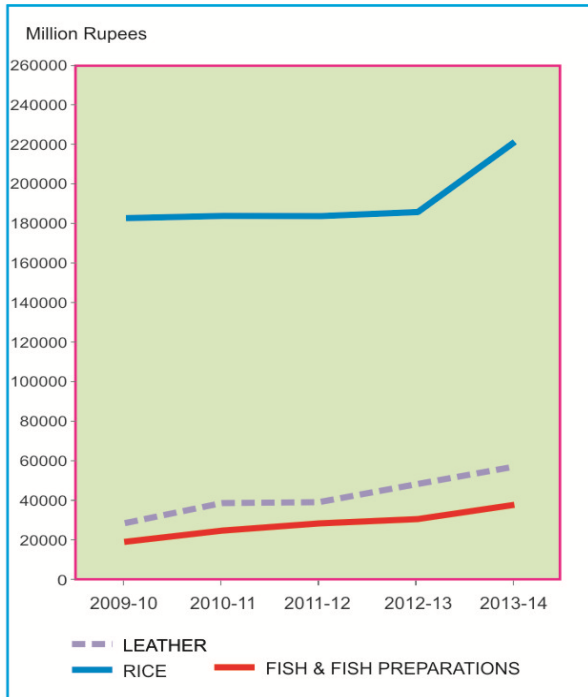
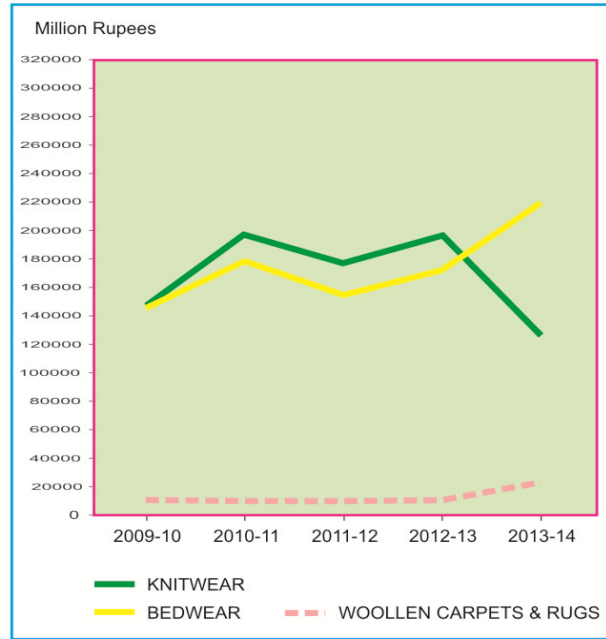
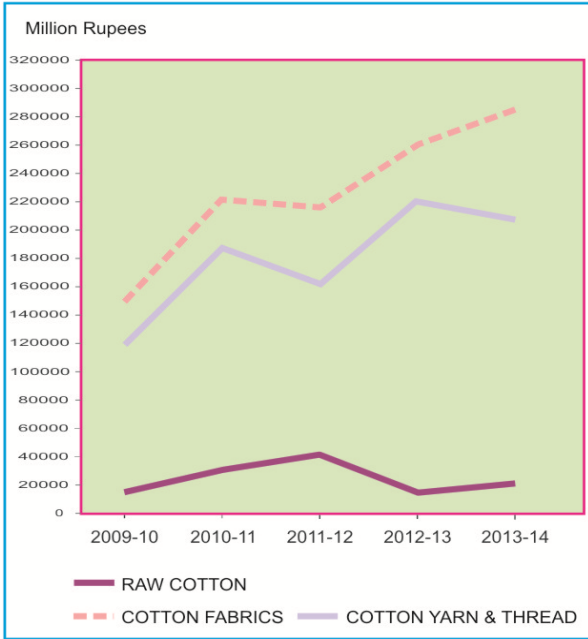
10.2 Exports by Commodity/Group

(Million Rupees)

Year/Month	Raw Cotton	Cotton Fabrics	Cotton Yarn and Thread	Knitwear	Bedwear	Woollen Carpets & Rugs	Leather	Rice	Fish & Fish Preparations	Fruits & Vegetables	Sports goods
2009-10	16,365.5	150,935.5	120,767.9	147,864.8	146,195.1	11,119.1	28,698.3	183,370.3	19,049.8	30,243.8	25,020.8
2010-11	31,168.4	224,257.0	188,271.8	197,144.5	178,596.0	11,034.4	39,744.3	184,674.6	25,313.9	47,895.6	28,208.4
2011-12	41,392.6	218,159.8	163,403.5	176,652.4	155,108.3	10,113.5	39,841.2	184,405.0	28,597.6	48,321.8	30,241.0
2012-13	14,888.1	260,237.5	219,017.0	197,434.3	172,724.2	11,484.6	48,455.7	186,623.1	30,759.1	62,126.8	32,375.2
2013-14	21,352.5	285,130.2	207,199.9	235,564.7	219,961.7	12,616.2	56,496.4	222,906.7	37,917.6	66,703.9	37,259.6
2014 Apr	1,381.7	21,209.4	13,349.7	16,875.5	15,509.6	870.4	4,988.7	17,870.3	3,836.9	3,777.0	4,012.3
May	752.2	22,338.1	14,704.1	24,682.8	18,870.4	1,051.2	5,943.4	16,072.9	4,180.2	3,219.6	3,781.1
Jun	135.7	19,462.9	13,335.5	20,095.7	17,627.5	739.2	5,102.2	14,747.0	3,247.0	2,668.0	3,495.5
Jul	329.6	20,936.9	13,344.6	23,137.3	19,620.5	962.0	3,845.4	12,368.3	2,091.6	2,903.3	3,440.3
Aug	1,615.0	19,224.8	16,201.8	17,462.7	15,357.5	704.7	3,762.2	10,462.1	1,976.3	3,268.4	2,383.9
Sep	3,117.6	23,207.9	17,870.6	22,584.1	20,639.1	860.7	4,785.7	13,596.0	3,865.8	3,132.6	2,853.2
Oct	2,555.1	20,973.9	17,561.8	21,445.4	18,430.1	999.1	3,999.2	15,892.3	3,531.9	3,145.8	1,994.7
Nov	2,356.3	19,434.6	18,725.7	19,040.1	17,521.5	1,354.6	4,150.3	22,515.7	3,591.2	4,047.4	2,156.6
Dec	1,585.7	21,282.7	17,378.4	21,313.2	16,949.6	1,734.0	4,642.8	24,020.2	3,157.0	9,362.0	2,902.4
2015 Jan	1,905.8	20,796.4	17,098.6	20,459.6	18,280.6	1,024.3	4,365.0	20,600.6	2,823.3	10,718.4	2,774.1
Feb	681.9	22,347.3	17,411.4	18,327.4	16,273.6	563.1	3,345.5	17,560.0	1,947.2	9,916.9	2,848.8
Mar	274.3	21,520.2	13,636.1	16,936.9	15,740.5	963.6	4,230.9	21,882.1	2,702.9	7,731.1	2,940.7
Apr	270.7	21,406.3	12,902.6	18,712.2	18,300.0	960.9	4,200.6	18,308.2	3,395.9	5,966.2	3,809.5

* Provisional

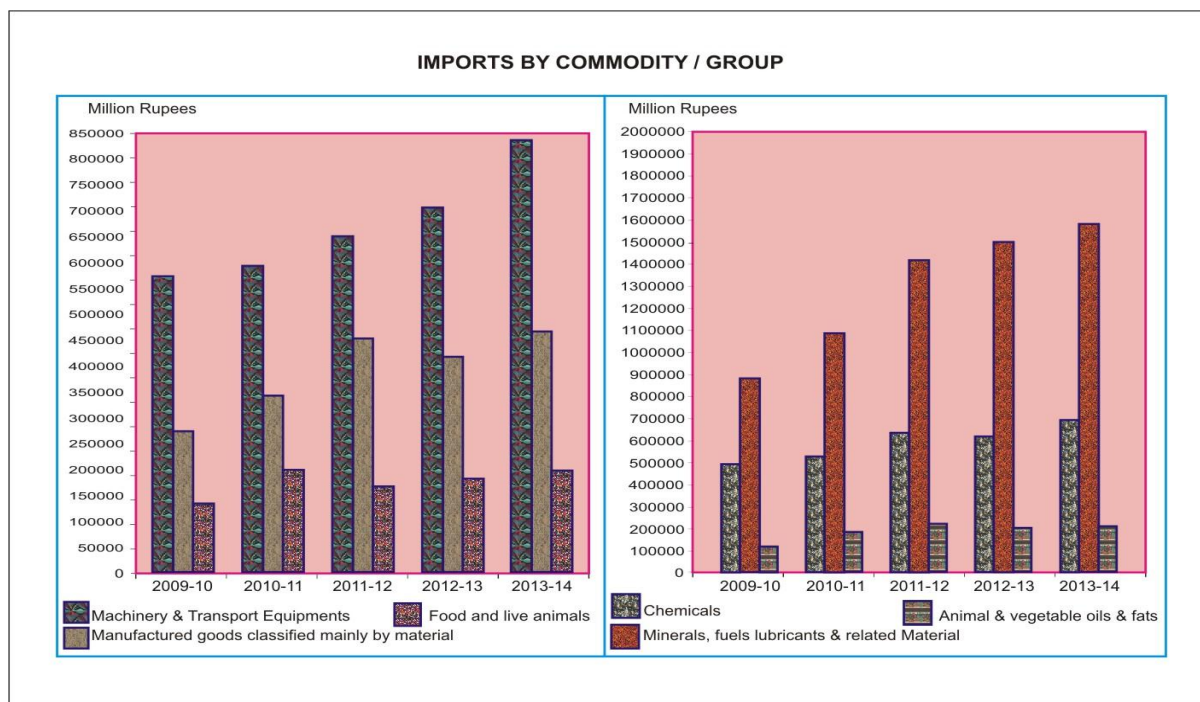
EXPORTS BY COMMODITY/GROUP



10.3 Imports by Commodity/Group

(Million Rupees)

Year/Month	Machinery and Transport equipment	Manufactured goods classified mainly by material	Food and Live animals	Chemicals	Mineral Fuels, Lubricants and related materials	Animal or Vegetable oils & fats
2009-10	616,893.3	294,972.2	141,005.7	492,227.1	883,653.4	120,975.4
2010-11	639,389.0	369,322.2	214,132.4	528,988.9	1,084,764.7	190,133.7
2011-12	699,993.9	482,498.6	179,555.6	637,823.7	1,420,173.6	228,731.4
2012-13	783,966.3	444,919.9	190,555.4	621,466.0	1,504,034.0	205,311.0
2013-14	886,479.3	496,850.9	221,052.9	691,397.7	1,570,968.0	213,427.6
2014 Apr	80,773.6	45,007.3	17,651.1	56,791.1	130,314.2	18,553.8
May	71,020.1	44,858.7	14,418.7	57,466.7	121,108.5	14,707.6
Jun	84,048.6	45,276.6	21,065.8	58,056.7	148,501.6	27,051.9
Jul	64,019.1	41,103.5	21,926.6	53,074.5	94,054.8	13,988.1
Aug	89,770.0	47,987.5	21,194.0	69,577.2	164,361.5	18,946.4
Sep	84,001.0	52,860.9	32,409.1	64,611.4	151,853.8	20,450.8
Oct	93,907.2	46,191.5	33,891.0	72,678.8	131,710.2	17,323.8
Nov	75,153.8	45,485.3	24,174.4	59,429.4	102,987.1	16,598.9
Dec	89,189.9	49,005.4	22,955.5	70,029.1	89,607.7	16,460.9
2015 Jan	76,282.9	45,445.9	20,431.4	48,730.7	62,162.6	12,815.7
Feb	83,370.8	43,542.6	20,085.0	61,756.5	74,516.8	13,836.8
Mar	85,025.8	43,610.4	19,864.3	62,032.5	81,860.3	14,289.9
Apr	88,780.4	50,191.1	19,541.7	66,645.1	105,102.4	12,562.8



10.4 Exports by Selected Commodities in Dollars

(In Thousand Dollar)

GROUPS/COMMODITIES	UNIT	APRIL, 2015		CUML, FROM JUL, 2014		APRIL, 2014		CUML, FROM JUL., 2013	
		QUANTITY	VALUE	QUANTITY	VALUE	QUANTITY	VALUE	QUANTITY	VALUE
GRAND TOTAL			1988690		19909923		1906904		20979068
A.PRIMARY COMMODITIES			365127		3555349		319539		3463553
01.RICE	MT	348252	180021	3296439	1749753	285051	183299	3255370	1850342
(I) RICE BASMATI	MT	60994	58350	449659	519415	61331	72015	541082	614434
(II) RICE OTHER VARIETIES	MT	287258	121671	2846780	1230338	223720	111284	2714288	1235908
02.FISH AND FISH PREPARATIONS	KG	12657788	33391	111861063	286888	16232256	39356	119199183	294084
03.FRUILS & VEGETABLES INCL.JUICES	KG	149491934	60909	1.327E+09	622272	81776001	41606	1286573520	616901
(I) FRUILS	KG	39860709	23058	648615685	399552	31695621	17765	734530734	397976
(II) VEGETABLES	KG	105517199	35606	644546261	195303	46791561	20976	517064647	186660
(III) FRUIT & VEGETABLE JUICES	KG	4114026	2245	33467694	27417	3288819	2865	34978139	32265
04.WHEAT	MT	3534	1257	8286	2868			20037	7008
05.WHEAT FLOUR	MT	113998	36231	633564	236188	17787	8934	353601	139747
06.SPICES(INCL. CHILLIES)	KG	2028201	7248	15905049	54246	1572597	5764	13966527	45090
07.OIL SEEDS, NUTS AND KERNALS	KG	1283077	2130	36106819	61548	2221183	4117	57640990	76873
08.LEGUMINOUS VEGETABLE	KG			2230	2			3227075	2820
09.FLOWERS	KG	56656	152	307250	764	42339	128	198478	492
10.RAW HIDES AND SKINS	KG	36500	43	190159	517	2482	64	242984	727
11.RAW WOOL AND ANIMAL HAIR	KG	646484	1181	6070832	8302	1109100	1546	9954216	12752
(I) RAW WOOL	KG	187104	341	1753931	2562	1100320	1537	5213261	6918
(II) ANIMAL HAIR	KG	459380	840	4316901	5740	8780	9	4740955	5834
12.CRUE ANIMAL MATERIAL	KG	1677360	2212	14191282	28985	1512367	2083	12280125	43435
13.CRUE FERTILIZER	MT	5663	521	23273	2015	2350	201	10069	1158
14.MOLASSES	KG	27663520	2914	76628808	9297	15400	2	181720631	22306
15.RAW COTTON	MT	1540	2662	92417	144693	7560	14172	109872	196128
16.COTTON WASTE	MT	3960	4220	36297	41991	5845	5299	58692	65890
17.PETROLEUM CRUE	MT	53240	22406	373174	237769				
18.MARBLES AND STONES	MT	44953	6457	360606	54336	50768	6616	502326	68903
19.TOBACCO	KG	399603	1172	3073272	10427	1629886	6354	5797381	18757
(I) UN-MANUFACTURED	KG	385882	1112	2903724	9699	1625573	6336	5580568	18012
(II) MANUFACTURED EXCL.CIGARETTE	KG	13721	59	169548	728	4313	18	216813	745
20.COKE	MT			20000	2489			949	141
B.TEXTILES MANUFACTURES			1039459		10832052		1006218		10924006
01.COTTON YARN	KG	43434106	126748	556043575	1590813	45273789	136871	568709301	1715789
02.COTTON CLOTH	SQM	172463669	210484	1.739E+09	2086188	185043264	217548	2158864090	2345764
03.ARTICLES OF APPAREL & CLOTHING ACCESSORIES (EXCL. KNITWEARS)	DoZ	2306010	170549	25416862	1715080	2637036	151051	24071294	1577877
04.ART SILK AND SYNTHETIC TEXTILES	SQ	17793349	24013	226995432	279687	25255326	33912	276859563	318103
05.COTTON THREAD	KG	24158	121	2389848	10654	13401	59	2862308	12104
06.TEXTILE FABRICS WOVEN(OTHER THAN COTTON & ARTIFICIAL FABRICS)	--		162		3181		313		3129
07.TULE, LACE, EMBROIDERY ETC	--		1017		10842		1546		13285
08.COTTON BAGS/SACKS	MT	995	2152	5755	11769	439	737	5245	9539
09.TENTS & OTHER CANVAS GOODS	KG	2381064	6757	39761741	111357	2012787	7770	23704271	65797
10.BED WEAR	KG	27351257	179940	268997306	1750330	24194070	159085	264445091	1767331
11.TOWELS	KG	16118403	72672	143562330	663139	15427757	60267	138821446	629881
12.TEXTILE MADE UPS (EXCL. TOWELS & BED WEAR)	--		50355		538535		54057		542078
13.KNITWEARS	DOZ	8422524	183993	87128563	1971272	8711325	173095	89020837	1839237
14.WASTE MATERIAL OF TEXTILE FIBRES/FABRICS	KG	3063807	2563	31043848	24081	2063102	2144	28965923	20262

Contd.

10.4 Exports by Selected Commodities in Dollars

(In Thousand Dollar)

GROUPS/COMMODITIES	UNIT	APRIL, 2015		CUML, FROM JUL, 2014		APRIL, 2014		CUML, FROM JUL., 2013	
		QUANTITY	VALUE	QUANTITY	VALUE	QUANTITY	VALUE	QUANTITY	VALUE
15.YARN OTHER THAN COTTON YARN	KG	1454237	4022	12208602	37300	1253184	3971	10673708	35610
16.KINTTED OR CROCHATED FABRICS	SQM	1044880	3911	6967673	27823	825544	3793	9552386	28218
C.OTHER MANUFACTURES			368294		3407190		381079		4392883
01.CIGARETTES	THNO			26587	588	6920	141	80456	1522
02.LEATHER	SQM	2007071	41304	18292687	408313	2497733	51170	23505335	439316
03.CARPETS,RUGS AND TAPESTRIES ETC	SQM	175075	9693	2100831	102617	183746	9204	2775027	106485
(I) WOOLLEN CARPETS AND RUGS	SQM	159546	9449	1895671	100080	149195	8928	2452423	103990
(II) WOOLLEN CARPET MACHINE MADE	SQM	733	22	2394	77	218	6	2610	63
(III) TAPESTRY CLOTH	SQM	207	3	251	3			18	
(IV) CARPETS KNOTTED & OTHER	SQM	14589	219	202515	2456	34333	270	319976	2432
FLOOR COVERING									
04.PETROLEUM PRODUCTS	MT	8354	5860	331461	300867	29705	27970	709152	601291
05.FEEDING STUFF FOR ANIMALS	KG	39219474	6154	268864400	54249	60428881	19177	392512211	109087
06.CHEMICALS AND PHARMACEUTICAL PRODUCTS	--		134167		810353		92158		968815
(I) PLASTIC MATERIALS	KG	16187102	17316	190045340	222966	16644677	24611	216207620	301921
(II) PHARMACAUTICAL PRODUCTS.	KG	1257474	18265	12708476	176447	1227172	14822	13518028	146739
(III) FERTILIZER MANUFACTURES	MT								
(IV) OTHER CHEMICAL	--		98585		410940		52725		520155
07.RUBBER MANUFACTURES	--		917		9396		629		8266
08.PAPER AND PAPER BOARD	KG	813689	2981	11269863	32940	164152	475	13576115	35082
09.GUAR AND GUAR PRODUCTS	KG	2250356	4075	21677280	49854	2652658	6138	20003771	58324
10.CUTLERY	--		7665		71553		7985		73150
11.GOLD	GM								
12.COPPER AND ARTICLES THEREOF	--		8561		110576		4226		132680
13.MACHINERY & TRANSPORT EQUIPMENT (INCL.ENGINEERING ELECTRICAL GOODS)	--		17410		188095		25097		255577
(I) ELECTRIC FANS	NO	107900	2304	1196379	24377	287481	5375	1509941	29021
(II) TRANSPORT EQUIPMENT	--		1066		9409		902		10032
(III) OTHER ELECTRICAL MACHINERY	--		3753		51741		4670		63774
(IV) MACHINERY SPECIALIZED	--		2015		26804		2586		28426
PARTICULARS INDUSTRIES									
(V) AUTO PARTS	--		1606		16875		1986		19591
(VI) OTHER MACHINERY	--		6666		58889		9579		104733
14.FOOTWEARS	PAIR	1058967	9951	10909322	108797	1508344	10922	12624797	96178
(I) LEATHER FOOTWEAR	PAIR	498470	7522	5797736	92049	995026	9082	5997608	80412
(II) CANVAS FOOTWEAR	PAIR	10212	46	101699	381	2105	8	55428	206
(III) OTHER FOOTWEAR	PAIR	550285	2383	5009887	16368	511213	1833	6571761	15560
15.LEATHER MANUFACTURES(EXCL. LEATHER FOOTWEARS)	--		43020		503805		44213		520441
(I) LEATHER GLOVES	DO	556959	15867	6124756	184070	692327	14209	6808487	166242
(II) APPAREL & CLOTHING	DO	65293	26155	813288	308220	84359	28330	1134888	341121
(III) OTHER LEATHER MANUFACTURES	KG	77791	998	891308	11515	163336	1674	1124604	13078
16.HOUSE-HOLD EQUIPMENT	KG	183295	395	3748144	8163	210605	410	2189023	5185
17.SPORTS GOODS	--		37459		277969		41154		290401
(I) FOOT BALLS COMPLETE	DOZ	334170	16801	2677778	136729	530054	23813	3309565	153792
(II) GLOVES (SPORTS)	DOZ	357304	13933	2521905	86221	405147	11655	2554575	83480
(III) OTHER	--		6724		55019		5686		53129
18.SURGICAL GOODS,MEDICAL INSTRUMENTS AND APPLIANCES	NO	15747178	30090	190867831	284539	20558588	30074	210068763	284942

10.5 Exports by Selected Commodities in Rupees

(In Thousand Rupees)

GROUPS/COMMODITIES	UNIT	APRIL, 2015		CUML, FROM JUL, 2014		APRIL, 2014		CUML, FROM JUL., 2013	
		QUANTITY	VALUE	QUANTITY	VALUE	QUANTITY	VALUE	QUANTITY	VALUE
GRAND TOTAL			202250566		2015053996		185909401		2176466672
A.PRIMARY COMMODITIES			37133626		360087555		31152742		359762710
01.RICE	MT	348252	18308243	3296439	177205402	285051	17870320	3255370	192086838
(I) RICE BASMATI	MT	60994	5934219	449659	52626618	61331	7020979	541082	63515642
(II) RICE OTHER VARIETIES	MT	287258	12374024	2846780	124578784	223720	10849341	2714288	128571196
02.FISH AND FISH PREPARATIONS	KG	12657788	3395866	111861063	29082958	16232256	3836919	119199183	30490314
03.FRUILS & VEGETABLES INCL.JUICES	KG	149491934	6194506	1326629640	62969005	81776001	4056252	1286573520	64152331
(I) FRUILS	KG	39860709	2345029	648615685	40410170	31695621	1732004	734530734	41519191
(II) VEGETABLES	KG	105517199	3621204	644546261	19781896	46791561	2044975	517064647	19297181
(III) FRUIT & VEGETABLE JUICES	KG	4114026	228273	33467694	2776939	3288819	279273	34978139	3335959
04.WHEAT	MT	3534	127885	8286	291334			20037	731940
05.WHEAT FLOUR	MT	113998	3684722	633564	23923316	17787	871027	353601	14514961
06.SPICES(INCL. CHILLIES)	KG	2028201	737110	15905049	5494181	1572597	561913	13966527	4660387
07.OIL SEEDS, NUTS AND KERNELS	KG	1283077	216605	36106819	6237079	2221183	401349	57640990	8078335
08.LEGUMINOUS VEGETABLE	KG			2230	241			3227075	291726
09.FLOWERS	KG	56656	15485	307250	77144	42339	12448	198478	50171
10.RAW HIDES AND SKINS	KG	36500	4389	190159	52588	2482	6209	242984	77171
11.RAW WOOL AND ANIMAL HAIR	KG	646484	120084	6070832	838799	1109100	150715	9954216	1319961
(I) RAW WOOL	KG	187104	34669	1753931	259505	1100320	149831	5213261	716524
(II) ANIMAL HAIR	KG	459380	85415	4316901	579294	8780	883	4740955	603436
12.CRUDE ANIMAL MATERIAL	KG	1677360	224962	14191282	2929326	1512367	203089	12280125	4523698
13.CRUDE FERTILIZER	MT	5663	53008	23273	203977	2350	19571	10069	119665
14.MOLASSES	KG	27663520	296376	76628808	933715	15400	160	181720631	2318488
15.RAW COTTON	MT	1540	270699	92417	14691835	7560	1381653	109872	20464573
16.COTTON WASTE	MT	3960	429188	36297	4245362	5845	516632	58692	6820134
17.PETROLEUM CRUDE	MT	53240	2278679	373174	24107158				
18.MARBLES AND STONES	MT	44953	656677	360606	5496209	50768	645024	502326	7145690
19.TOBACCO	KG	399603	119142	3073272	1055646	1629886	619460	5797381	1901349
(I) UN-MANUFACTURED	KG	385882	113095	2903724	981766	1625573	617706	5580568	1823593
(II) MANUFACTURED EXCL.CIGARETTE	KG	13721	6048	169548	73880	4313	1755	216813	77756
20.COKE	MT			20000	252280			949	14978
B.TEXTILES MANUFACTURES			105713437		1096213107		98099027		1132906851
01.COTTON YARN	KG	43434106	12890326	556043575	161055369	45273789	13343897	568709301	177917776
02.COTTON CLOTH	SQM	172463669	21406292	1739240883	211131028	185043264	21209357	2158864090	243329214
03.ARTICLES OF APPAREL & CLOTHING ACCESSORIES (EXCL. KNITWEARS)	DOZ	2306010	17344956	25416862	173529980	2637036	14726403	24071294	163542534
04.ART SILK AND SYNTHETIC TEXTILES	SQM	17793349	2442132	226995432	28303890	25255326	3306223	276859563	32920187
05.COTTON THREAD	KG	24158	12314	2389848	1076305	13401	5800	2862308	1242521
06.TEXTILE FABRICS WOVEN(OTHER THAN COTTON & ARTIFICIAL FABRICS)	--		16459		322878		30492		322509
07.TULE, LACE, EMBROIDERY ETC	--		103419		1097641		150755		1378876
08.COTTON BAGS/SACKS	MT	995	218865	5755	1189760	439	71884	5245	990895
09.TENTS & OTHER CANVAS GOODS	KG	2381064	687213	39761741	11286353	2012787	757495	23704271	6829570
10.BED WEAR	KG	27351257	18299980	268997306	177112935	24194070	15509609	264445091	183463778
11.TOWELS	KG	16118403	7390784	143562330	67136392	15427757	5875613	138821446	65332754
12.TEXTILE MADE UPS (EXCL. TOWELS & BED WEAR)	--		5121105		54511656		5270129		56172400
13.KNITWEARS	DOZ	8422524	18712187	87128563	199418768	8711325	16875472	89020837	190786134
14.WASTE MATERIAL OF TEXTILE FIBRES/FABRICS	KG	3063807	260681	31043848	2437823	2063102	209013	28965923	2099159
15.YARN OTHER THAN COTTON YARN	KG	1454237	409006	12208602	3780341	1253184	387104	10673708	3668968
16.KINTTED OR CROCHATED FABRICS	SQM	1044880	397720	6967673	2821987	825544	369781	9552386	2909577
C.OTHER MANUFACTURES			37455666		344660637		37152489		455802492
01.CIGARETTES	THNO			26587	59708	6920	13752	80456	159047
02.LEATHER	SQM	2007071	4200647	18292687	41327763	2497733	4988717	23505335	45450769
03.CARPETS,RUGS AND TAPESTRIES ETC	SQM	175075	985732	2100831	10383555	183746	897345	2775027	11085470

Contd.

10.5 Exports by Selected Commodities in Rupees

(In Thousand Rupees)

GROUPS/COMMODITIES	UNIT	APRIL, 2015		CUMUL, FROM JUL., 2014		APRIL, 2014		CUMUL, FROM JUL., 2013	
		QUANTITY	VALUE	QUANTITY	VALUE	QUANTITY	VALUE	QUANTITY	VALUE
(I) WOOLLEN CARPETS AND RUGS	SQM	159546	960929	1895671	10127240	149195	870417	2452423	10825748
(II) WOOLLEN CARPET MACHINE MADE	SQM	733	2279	2394	7667	218	600	2610	6587
(III) TAPESTRY CLOTH	SQM	207	265	251	320			18	22
(IV) CARPETS KNOTTED & OTHER	SQM	14589	22259	202515	248328	34333	26328	319976	253114
FLOOR COVERING									
04.PETROLEUM PRODUCTS	MT	8354	595919	331461	30414049	29705	2726880	709152	62474896
05.FEEDING STUFF FOR ANIMALS	KG	39219474	625883	268864400	5488223	60428881	1869573	392512211	11266038
06.CHEMICALS AND PHARMACEUTICAL PRODUCTS	--		13644795		81977437		8984737		100420652
(I) PLASTIC MATERIALS	KG	16187102	1761089	190045340	22578916	16644677	2399375	216207620	31333167
(II) PHARMACAUTICAL PRODUCTS.	KG	1257474	1857551	12708476	17859926	1227172	1445042	13518028	15196585
(III) FERTILIZER MANUFACTURES	MT								
(IV) OTHER CHEMICAL	--		10026155		41538595		5140320		53890899
07.RUBBER MANUFACTURES	--		93285		952197		61299		858516
08.PAPER AND PAPER BOARD	KG	813689	303218	11269863	3332369	164152	46272	13576115	3637174
09.GUAR AND GUAR PRODUCTS	KG	2250356	414402	21677280	5040115	2652658	598414	20003771	6015380
10.CUTLERY	--		779530		7241233		778443		7580127
11.GOLD	GM								
12.COPPER AND ARTICLES THEREOF	--		870664		11184485		412044		13910414
13.MACHINERY & TRANSPORT EQUIPMENT (INCL.ENGINEERING ELECTRICAL GOODS)	--		1770609		19003291		2446776		26482251
(I) ELECTRIC FANS	NO	107900	234311	1196379	2461976	287481	524021	1509941	2967431
(II) TRANSPORT EQUIPMENT	--		108449		951208		87895		1040577
(III) OTHER ELECTRICAL MACHINERY	--		381678		5213685		455284		6586919
(IV) MACHINERY SPECIALIZED	--		204949		2710410		252097		2946053
PARTICULARS INDUSTRIES									
(V) AUTO PARTS	--		163293		1711888		193587		2030794
(VI) OTHER MACHINERY	--		677929		5954123		933892		10910478
14.FOOTWEARS	PAIR	1058967	1011977	10909322	10988891	1508344	1064831	12624797	9947339
(I) LEATHER FOOTWEAR	PAIR	498470	764949	5797736	9291885	995026	885390	5997608	8317826
(II) CANVAS FOOTWEAR	PAIR	10212	4717	101699	38455	2105	765	55428	20812
(III) OTHER FOOTWEAR	PAIR	550285	242310	5009887	1658551	511213	178676	6571761	1608701
15.LEATHER MANUFACTURES(EXCL. LEATHER FOOTWEARS)	--		4375161		50980016		4310485		54053952
(I) LEATHER GLOVES	DOZ	556959	1613672	6124756	18644835	692327	1385324	6808487	17239349
(II) APPAREL & CLOTHING	DOZ	65293	2659980	813288	31170554	84359	2761952	1134888	35460836
(III) OTHER LEATHER MANUFACTURES	KG	77791	101509	891308	1164627	163336	163208	1124604	1353767
16.HOUSE-HOLD EQUIPMENT	KG	183295	40130	3748144	825572	210605	39957	2189023	539729
17.SPORTS GOODS	--		3809544		28104224		4012266		29982883
(I) FOOT BALLS COMPLETE	DOZ	334170	1708718	2677778	13825295	530054	2321616	3309565	15877916
(II) GLOVES (SPORTS)	DOZ	357304	1416974	2521905	8712013	405147	1136275	2554575	8624554
(III) OTHER	--		683851		5566916		554375		5480413
18.SURGICAL GOODS,MEDICAL INSTRUMENTS AND APPLIANCES	NO	15747178	3060126	190867831	28812245	20558588	2931959	210068763	29521456
19.ONYX MANUFACTURED	KG	287308	54603	2598265	586144	509513	111963	3227181	767938
20.HANDICRAFTS	--				388902		1178		74007
21.TEXTILE PRODUCT & ARTICLE FOR TECHNICAL USE	KG			195482	119789	24	19	314699	171596
22.BOOKS AND PRINTED MATTERS	--		82793		638730		70889		616880
23.PIG IRON	MT			92	7591	1000	92815	4089	375973
24.PRECIOUS/SEMI-PRECIOUS STONE	GM	1400924	81401	12274884	678629	1431178	88276	8915619	537561
25.JEWELLERY	--		54894		555579		178581		33311135
26.ARTICLES OF PLASTIC	KG	1922776	503483	20695684	4814239	1555100	353986	22426586	5843650
27.FURNITURE	NO	63777	94706	327616	658861	17633	55686	329626	606033
28.PARTS OF FOOTWEAR	--		2165		96799		15345		111627
D.OTHERS	--		21947838		214092697		19505143		227994619

10.6 Imports by Selected Commodities in Dollars

(In Thousand Dollar)

GROUPS/COMMODITIES	UNIT	APRIL, 2015		CUML, FROM JUL, 2014		APRIL, 2014		CUML, FROM JUL, 2013	
		QUANTITY	VALUE	QUANTITY	VALUE	QUANTITY	VALUE	QUANTITY	VALUE
GRAND TOTAL			3786375		37734406		4052654		37084812
A. FOOD GROUP			241546		2706288		268739		2504228
1.MILK AND CREAM	KG	9668111	22666	58865551	155258	3246588	5504	40335399	85934
2.WHEAT UNMILLED	MT	539	136	686596	185435	--	--	377441	107249
3.PULSES	KG	54349533	37594	5.19E+08	322020	41465105	24682	390741786	239774
4.DRY FRUITS	KG	12197013	13155	1.33E+08	94938	15706793	11061	107464731	84428
5.SUGAR REFINED	MT	422	235	9097	5693	405	269	8065	5114
6.TEA	KG	10972312	28508	1.31E+08	290906	11608367	26110	109596386	247983
7.SPICES	KG	15589000	13323	1.07E+08	87344	9300627	9772	89717486	71634
8.MILK FOOD FOR BABIES,INFT.,INVLD	KG	939162	7381	7856830	63444	1098043	7903	6437070	48374
9.BEVERAGES	LTR	1395024	728	10249492	6377	757993	685	5708762	5153
10.PALM OIL	KG	1.74E+08	116960	1.91E+09	1456698	1.86E+08	161316	1848561696	1529178
11.SOYABEAN OIL	KG	696000	859	38874047	38177	22517433	21438	79173282	79407
B. MACHINERY GROUP			872960		8192107		828509		7054592
1.POWER GENERATING MACH.	--		162501		1096539		77747		872933
2.AGRICULTURE MACHINERY&IMPLEMENTS	--		12254		90403		7060		57146
3.CONSTRUCTION & MINING MACHINERY	--		21834		221011		49571		230283
4.TEXTILE MACHINERY	--		31892		368018		66754		493363
5.METAL WORKING MACHINERY	--		6104		62566		6064		52350
6.GEN INDUSTRIAL MACH & EQU/PARTS NS	--		175002		1453121		111294		1083058
7.OFFICE MACH.INCL.DATA PROS. EQUIP.	--		23658		338283		24258		176442
8.TELECOM & SOUND RECORDING EQUIP	--		108713		1179490		93399		1026942
9.ELECTRICAL MACHINERY & APPARATUS	--		84679		957908		111024		920000
10.ROAD MOTOR VEHICLES	--		148793		1202412		101919		969987
11.RAILWAY VEHICLES	--		18516		201250		44169		76970
12.AIRCRAFTS,SHIPS AND BOATS	--		41737		646938		90080		754359
13.OTHER MACHINERY	--		37277		374167		45170		340758
C. PETROLEUM GROUP			995405		9999106		1285978		12284786
1.CRUDE PETROLEUM	MT	544820	386041	4814607	3587809	471855	435292	5880464	4738709
2.PETROLEUM PRODUCTS	MT	1029231	578605	9438269	6273457	1111726	845234	9998863	7482378
3.GAS NATURAL & MANUFACTURED	--		30759		137840		5452		63699
D. TEXTILE GROUP			127572		1201679		128974		1123142
1.SYNTHETIC AND REGENERATED FIBRE	KG	26416033	50121	2.4E+08	441631	17982901	38696	173183451	351650
2.SYNTHETIC & ARTIFICIAL SILK YARN	KG	29928898	60282	2.57E+08	552508	24787385	63458	201862004	517585
3.WORN CLOTHING	KG	38767353	10893	3.73E+08	101966	40645120	16434	369956914	147070
4.ARTICLES OF APPAREL & CLOTHING	--		3708		63757		5650		61378
5.BAGS & SACKS OF TEX. MATERIALS	MT	382	486	4770	5878	527	913	5891	6740
6.JUTE	MT	3554	2082	63930	35939	6635	3824	73073	38719
E. AGRICULTURE/OTH. CHEMICAL GROUP			655308		6208352		582516		5551084
1.ORGANIC CHEMICALS	--		146560		1503444		147852		1525142
2.INORGANIC CHEMICALS	--		41898		402586		38558		344351
3.DYEING TANNING & COLOUR MATERIAL	KG	12511970	36903	1.11E+08	326399	10156909	35927	95661815	305167
4.MEDICINAL PRODUCTS	KG	1558882	66075	18805802	799959	2154658	95251	18428536	677180
5.ESSENTIAL OIL, PERFUMES TOILT ETC	KG	8358842	24142	86549210	238636	6882744	22980	59797608	195184
6.FERTILIZER MANUFACTURED	MT	228459	95588	1811610	816982	40479	18942	1589862	595415
7.PLASTIC MATERIALS	KG	1.04E+08	166926	9E+08	1468705	81032975	150559	769037978	1357171
8.INSECTICIDES	KG	2456933	14627	19738161	114133	2252524	13358	18696608	96013

Contd.

10.6 Imports by Selected Commodities in Dollars

(In Thousand Dollar)

GROUPS/COMMODITIES	UNIT	APRIL, 2015		CUML, FROM JUL, 2014		APRIL, 2014		CUML, FROM JUL, 2013	
		QUANTITY	VALUE	QUANTITY	VALUE	QUANTITY	VALUE	QUANTITY	VALUE
9.OTHER.CHEMICAL PRODUCTS	--		62589		537510		59089		455460
F. METAL GROUP			344830		2907226		253409		2178469
1.IRON ORES AND CONCENTRATES	MT	--	--	166629	27125	16003	2298	81344	11300
2.IRON AND STEEL SCRAP	MT	260504	95397	2384229	847587	163423	68800	1558225	589450
3.NON FERROUS BASE METAL WASTE & SCR	MT	11963	7336	103670	56520	9903	5438	72118	40110
4.IRON AND STEEL	MT	297160	197546	2009447	1487828	180525	133603	1569601	1123178
5.ALUMINIUM WROUGHT & WORKED	--		13690		117063		11554		102635
6.MANUFACTURES OF METAL NES	--		30861		371103		31716		311796
G. MISCELLANEOUS ITEMS			325804		3930347		418226		3524740
1.FEEDING STUFF FOR ANIMALS	KG	44316712	23187	8.95E+08	455634	79961221	46950	623552430	346908
2.HIDES,SKINS AND FURSKINS RAW	KG	1307045	5067	12433555	50881	1522508	6286	17067608	57565
3.OIL SEEDS & OLEAGINOUS FRUITS	KG	73049497	40915	1.14E+09	684553	36389305	21336	470072391	308614
4.RUBBER CRUDE INCL.SYNTH/RECLAIMED	KG	10045082	17218	1.02E+08	130005	10095595	16552	101122102	143950
5.WOOD & CORK	--		8973		79541		8014		55644
6.PULP AND WASTE PAPER	KG	20503351	9917	1.88E+08	93625	14848174	6875	229870773	99503
7.FERTILIZER CRUDE	MT	12663	5368	57654	26183	550	265	119383	23937
8.CRUDE ANIMAL&VEGETABLE MATERIALS	KG	8548933	10615	77527193	112625	6143782	9041	69172111	97648
9.COAL, COKE & BRIQUETTES	MT	372204	38046	4163438	452982	431935	50677	2338390	263374
10.ANIMAL OILS AND FATS	KG	3543905	2338	25663139	19426	2000917	1559	18635553	15708
11.ANIMAL/VEG, FAT OIL WAX ETC NES	KG	1166965	1542	14523200	18049	1384124	1593	19309734	14947
12.RUBBER TYRES & TUBES	NO	351362	20071	3736384	211473	274966	14488	3778740	170137
13.CORK/WOOD MFG.(EXCL FURNITURE)	KG	12185232	6350	95391353	50710	9789698	5319	80282079	42018
14.PAPER&PAPER BOARD & MANF. THEREOF	KG	45868040	46469	4.03E+08	399384	37318976	38910	347576716	322746
15.CEMENT	MT	10307	2612	43558	11643	2799	822	31171	7933
16.PREFABRICATED BUILDGS,SANITRY,PLG	--		4309		78445		5858		53282
17.FOOTWEAR	PAIR	483275	2496	15161989	68501	965658	3868	13247453	55176
18.PROFESSIONAL,SCIENTFIC & CONTROL	--		35167		409695		45640		332776
19.PHOTO EQPT, OPTICAL GOODS N.E.S.	--		4571		53402		4264		48541
20.PRINTED MATTERS	--		3957		133389		96802		608144
21.ARTICLES N.E.S. OF PLASTICS	KG	2100255	8501	24095412	87212	2974444	10082	23651652	78286
22.BABY CARRIAGES, TOYS GAMES ETC.	--		7170		57414		5658		40094
23.OFFICE STATIONERY SUPPLY N.E.S	--		2768		28377		2756		21352
24.JEWELLERY OFGOLD/SILVERSMITH WEAR	--		669		9888		772		37066
25.MUSICAL INSTRUMENTS AND PARTS	--		14137		127635		11795		85146
26.ARTICLES & MFG. OF CAVING ETC.	--		1588		61844		2045		21202
27.GOLD.NON-MENETART NOT ORE/CONCEN	GM	50511	1783	443398	17829	--	--	4178920	173043
ALL OTHER ITEMS	--		222949		2589301		286304		2863771

10.7 Imports by Selected Commodities in Rupees

(In Thousand Rupees)

GROUPS/COMMODITIES	UNIT	APRIL, 2015		CUMUL, FROM JUL, 2014		APRIL, 2014		CUMUL, FROM JUL, 2013	
		QUANTITY	VALUE	QUANTITY	VALUE	QUANTITY	VALUE	QUANTITY	VALUE
GRAND TOTAL			385075871		3820518301		395104712		3843474647
A. FOOD GROUP			24565335		274131757		26200167		259487938
1.MILK AND CREAM	KG	9668111	2305101	58865551	15692242	3246588	536573	40335399	8964172
2.WHEAT UNMILLED	MT	539	13838	686596	18973899	--	--	377441	11352007
3.PULSES	KG	54349533	3823306	519496945	32584023	41465105	2406358	390741786	24779282
4.DRY FRUITS	KG	12197013	1337873	133140867	9613134	15706793	1078341	107464731	8729745
5.SUGAR REFINED	MT	422	23857	9097	577207	405	26251	8065	533089
6.TEA	KG	10972312	2899324	131329011	29451920	11608367	2545513	109596386	25694045
7.SPICES	KG	15589000	1354996	106828150	8841440	9300627	952663	89717486	7413212
8.MILK FOOD FOR BABIES,INFT.,INVLD	KG	939162	750677	7856830	6425583	1098043	770463	6437070	4994454
9.BEVERAGES	LTR	1395024	74045	10249492	645167	757993	66780	5708762	534311
10.PALM OIL	KG	1.74E+08	11894924	1906865327	147478986	1.86E+08	15727170	1848561696	158485474
11.SOYABEAN OIL	KG	696000	87394	38874047	3848155	22517433	2090057	79173282	8008148
B. MACHINERY GROUP			88780379		829500949		80773626		731410503
1.POWER GENERATING MACH.	--		16526379		111078999		7579742		90880218
2.AGRICULTURE MACHINERY&IMPLEMENTS	--		1246288		9152141		688287		5932101
3.CONSTRUCTION & MINING MACHINERY	--		2220478		22297155		4832856		23425142
4.TEXTILE MACHINERY	--		3243425		37229362		6507995		51108662
5.METAL WORKING MACHINERY	--		620751		6333501		591197		5440415
6.GEN INDUSTRIAL MACH & EQU/PARTS NS	--		17797812		147215179		10850384		112545146
7.OFFICE MACH.INCL.DATA PROS. EQUIP	--		2406008		34216051		2364973		18260398
8.TELECOM & SOUND RECORDING EQUIP	--		11056158		119302457		9105715		106596472
9.ELECTRICAL MACHINERY & APPARATUS	--		8611908		96982536		10824018		95421616
10.ROAD MOTOR VEHICLES	--		15132332		121791902		9936385		100572130
11.RAILWAY VEHICLES	--		1883039		20303614		4306197		7766691
12.AIRCRAFTS,SHIPS AND BOATS	--		4244676		65743529		8782153		78173574
13.OTHER MACHINERY	--		3791125		37854523		4403724		35287938
C. PETROLEUM GROUP			101233071		1012320032		125373607		1274346174
1.CRUDE PETROLEUM	MT	544820	39260499	4814607	363472767	471855	42437877	5880464	491716566
2.PETROLEUM PRODUCTS	MT	1029231	58844379	9438269	634846600	1111726	82404229	9998863	775981723
3.GAS NATURAL & MANUFACTURED	--		3128193		14000665		531500		6647885
D. TEXTILE GROUP			12974112		121580172		12574081		116387124
1.SYNTHETIC AND REGENERATED FIBRE	KG	26416033	5097357	239504863	44689147	17982901	3772538	173183451	36499283
2.SYNTHETIC & ARTIFICIAL SILK YARN	KG	29928898	6130684	257204887	55882993	24787385	6186702	201862004	53599092
3.WORN CLOTHING	KG	38767353	1107816	372560842	10317670	40645120	1602174	369956914	15207247
4.ARTICLES OF APPAREL & CLOTHING	--		377103		6456285		550847		6384496
5.BAGS & SACKS OF TEX. MATERIALS	MT	382	49381	4770	593673	527	89015	5891	699461
6.JUTE	MT	3554	211770	63930	3640404	6635	372805	73073	3997544
E. AGRICULTURE/OTH. CHEMICAL GROUP			66645131		628565187		56791107		575874325
1.ORGANIC CHEMICALS	--		14905259		152171772		14414533		158149719
2.INORGANIC CHEMICALS	--		4261067		40713063		3759146		35580509
3.DYEING TANNING & COLOUR MATERIAL	KG	12511970	3753036	110874738	33007074	10156909	3502608	95661815	31590655
4.MEDICINAL PRODUCTS	KG	1558882	6719847	18805802	81137003	2154658	9286302	18428536	70173896
5.ESSENTIAL OIL, PERFUMES TOILT ETC	KG	8358842	2455214	86549210	24168168	6882744	2240358	59797608	20216703

Contd.

10.7 Imports by Selected Commodities in Rupees

(In Thousand Rupees)

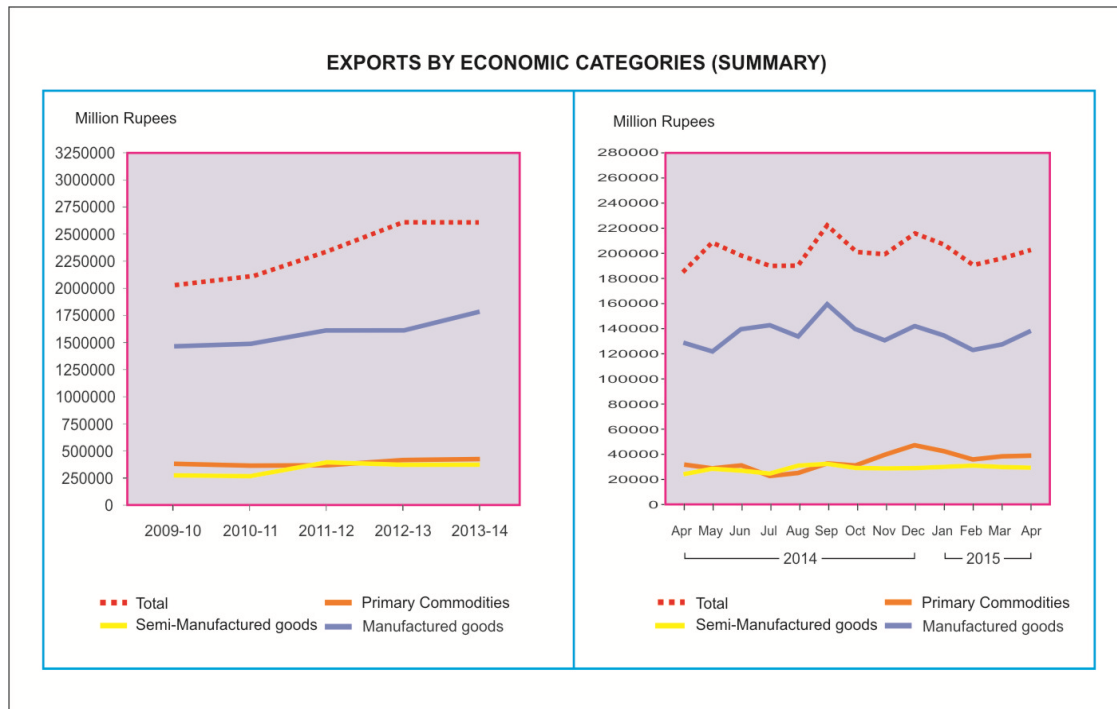
GROUPS/COMMODITIES	UNIT	APRIL, 2015		CUMUL, FROM JUL, 2014		APRIL, 2014		CUMUL, FROM JUL, 2013	
		QUANTITY	VALUE	QUANTITY	VALUE	QUANTITY	VALUE	QUANTITY	VALUE
6.FERTILIZER MANUFACTURED	MT	228459	9721336	1811610	82794609	40479	1846686	1589862	62754163
7.PLASTIC MATERIALS	KG	1.04E+08	16976480	899856779	148590515	81032975	14678435	769037978	140423124
8.INSECTICIDES	KG	2456933	1487590	19738161	11551989	2252524	1302270	18696608	9913818
9.OTHER.CHEMICAL PRODUCTS	--		6365303		54430993		5760770		47071738
F. METAL GROUP			35069369		294391701		24705527		225346158
1.IRON ORES AND CONCENTRATES	MT	--	--	166629	2763611	16003	224060	81344	1128536
2.IRON AND STEEL SCRAP	MT	260504	9701931	2384229	85812896	163423	6707491	1558225	61008413
3.NON FERROUS BASE METAL WASTE & SCR	MT	11963	746052	103670	5716436	9903	530121	72118	4141187
4.IRON AND STEEL	MT	297160	20090495	2009447	150676012	180525	13025355	1569601	116070498
5.ALUMINIUM WROUGHT & WORKED	--		1392281		11855254		1126422		10626396
6.MANUFACTURES OF METAL NES	--		3138610		37567491		3092079		32371127
G. MISCELLANEOUS ITEMS			33134414		397898235		40774002		364158859
1.FEEDING STUFF FOR ANIMALS	KG	44316712	2358172	894733168	46093317	79961221	4577275	623552430	35956603
2.HIDES,SKINS AND FURSKINS RAW	KG	1307045	515271	12433555	5146356	1522508	612841	17067608	5991859
3.OIL SEEDS & OLEAGINOUS FRUITS	KG	73049497	4161104	1143570494	69383247	36389305	2080138	470072391	32172396
4.RUBBER CRUDE INCL.SYNTH/RECLAIMED	KG	10045082	1751061	101897544	13163842	10095595	1613718	101122102	14894924
5.WOOD & CORK	--		912568		8047108		781316		5747340
6.PULP AND WASTE PAPER	KG	20503351	1008569	188047089	9464061	14848174	670229	229870773	10297353
7.FERTILIZER CRUDE	MT	12663	545932	57654	2655155	550	25877	119383	2524258
8.CRUDE ANIMAL&VEGETABLE MATERIALS	KG	8548933	1079560	77527193	11410375	6143782	881393	69172111	10118474
9.COAL, COKE & BRIQUETTES	MT	372204	3869321	4163438	45897240	431935	4940631	2338390	27011783
10.ANIMAL OILS AND FATS	KG	3543905	237821	25663139	1967980	2000917	151987	18635553	1623794
11.ANIMAL/VEG, FAT OIL WAX ETC NES	KG	1166965	156771	14523200	1828197	1384124	155313	19309734	1554188
12.RUBBER TYRES & TUBES	NO	351362	2041208	3736384	21393337	274966	1412492	3778740	17720883
13.CORK/WOOD MFG.(EXCL FURNITURE)	KG	12185232	645747	95391353	5134171	9789698	518589	80282079	4353350
14.PAPER&PAPER BOARD & MANF. THEREOF	KG	45868040	4725877	403020602	40433782	37318976	3793402	347576716	33421692
15.CEMENT	MT	10307	265653	43558	1179166	2799	80105	31171	823064
16.PREFABRICATED BUILDGS,SANITRY,PLG	--		438263		7948004		571097		5554754
17.FOOTWEAR	PAIR	483275	253831	15161989	6937743	965658	377118	13247453	5747065
18.PROFESSIONAL,SCIENTFIC & CONTROL	--		3576517		41468879		4449574		34344826
19.PHOTO EQPT, OPTICAL GOODS N.E.S.	--		464908		5402048		415697		5053758
20.PRINTED MATTERS	--		402384		13440759		9437468		62339492
21.ARTICLES N.E.S. OF PLASTICS	KG	2100255	864549	24095412	8819042	2974444	982944	23651652	8109959
22.BABY CARRIAGES, TOYS GAMES ETC.	--		729222		5806142		551577		4148089
23.OFFICE STATIONERY SUPPLY N.E.S	--		281482		2871877		268675		2214832
24.JEWELLERY OFGOLD/SILVERSMITH WEAR	--		68023		1000297		75299		3877527
25.MUSICAL INSTRUMENTS AND PARTS	--		1437746		12916351		1149924		8754355
26.ARTICLES & MFG. OF CAVING ETC.	--		161545		6277706		199325		2191389
27.GOLD.NON-MENETART NOT ORE/CONCEN	GM	50511	181306	443398	1812055	--	--	4178920	17610852
ALL OTHER ITEMS	--		22674061		262130268		27912595		296463565

10.8 Exports by Economic Categories (Summary)

(Million Rupees)

Year/Month	Total	Primary commodities	Semi-manufactured goods	Manufactured goods
2009-10	1,617,457.6	287,490.6	170,608.5	1,159,358.5
2010-11	2,120,846.7	377,535.7	274,500.4	1,468,810.5
2011-12	2,110,605.5	362,404.4	261,151.3	1,486,369.7
2012-13	2,366,477.8	364,127.0	391,151.3	1,611,199.5
2013-14	2,583,463.2	420,496.3	369,066.1	1,793,900.8
2014 Apr	185,909.4	31,936.4	24,369.5	129,603.5
May	208,315.8	28,812.4	28,424.6	151,078.9
Jun	198,680.7	31,132.4	27,268.3	140,280.1
Jul	189,756.5	22,490.4	24,718.8	142,547.3
Aug	190,351.2	25,366.2	31,020.3	133,964.7
Sep	222,613.8	32,069.5	31,648.4	158,895.9
Oct	200,455.8	31,489.4	29,556.4	139,410.0
Nov	199,310.3	39,304.5	29,094.2	130,911.6
Dec	216,620.3	44,901.3	29,297.3	142,421.7
2015 Jan	207,163.2	42,507.6	29,961.1	134,694.5
Feb	190,530.2	36,179.6	30,942.2	123,408.4
Mar	196,002.1	38,158.8	29,923.2	127,920.1
Apr	202,250.6	34,804.2	29,374.1	138,072.3

Note: Total may not tally due to rounding of figures.



10.9 Export by Economic Categories (Details)

(In Thousand Rupees)

COMMODITIES	APRIL, 2015	CUML.FROM JULY 2014	APRIL, 2014	CUML.FROM JULY 2013
GRAND TOTAL	202,250,566	2,015,053,996	185,909,401	2,176,466,672
A. PRIMARY COMMODITIES:	34,804,150	347,271,550	31,936,437	360,551,536
RAW COTTON (INCLUDING LINTER & WASTE)	411,331	16,005,590	1,882,076	23,746,832
RAW WOOL (INCLUDING ANIMAL HAIR)	120,084	838,799	150,715	1,319,961
FISH	3,295,600	28,552,880	3,622,997	29,324,696
RICE	18,308,243	177,205,402	17,870,320	192,086,838
HIDES & SKINS (INCLUDING FUR SKINS)	31,593	393,161	68,473	560,446
FRUITS & VEGETABLES	5,677,158	56,540,725	3,558,342	58,299,934
SPICES	737,110	5,494,181	561,913	4,660,387
TOBACCO UN-MANUFACTURED	113,095	981,766	617,706	1,823,593
OTHER PRIMARY COMMODITIES	6,109,936	61,259,047	3,603,894	48,728,849
B. SEMI-MANUFACTURES:	29,374,050	295,535,767	24,369,479	313,373,236
COTTON YARN	12,890,326	161,055,369	13,343,897	177,917,776
LEATHER	4,200,243	41,327,348	4,983,925	45,445,054
MOLASSES	296,376	933,715	160.0	2,318,488
OIL CAKES	88,612	773,408	1,212,793	6,101,446
AGAR, AGAR DUST & WOOD		16.0		
HENNA LEAVES & POWDER	18,124	2,943,212	25,693	214,140
OTHER SEMI MANUFACTURES	11,880,368	88,502,699	4,803,011	81,376,331
C. MANUFACTURED GOODS:	138,072,366	1,372,246,678	129,603,485	1,502,541,900
COTTON THREAD	12,314	1,076,305	5,800	1,242,521
COTTON FABRICS WOVEN	21,336,708	210,209,704	21,086,830	242,166,249
TEXTILE FABRICS (OTHER THAN COTTON FAB)	2,491,279	29,073,793	3,395,020	34,009,648
WOOLLEN CARPETS	969,596	10,319,079	865,578	11,611,675
TAPESTRIES		5,280		245.0
MANUFACTURE OF LEATHER	5,837,053	59,406,678	5,366,302	62,289,650
FOOTWEAR	1,011,977	10,988,891	1,064,831	9,947,339
SPORTS GOODS (EXCLUDING INDOOR GAMES)	1,950,341	15,846,953	2,591,283	17,938,699
TOBACCO MANUFACTURED	6,048	133,588	15,507	236,804
MEDICAL INSTRUMENT N.E.S.	263,759	2,201,187	272,088	2,789,308
FRUIT & VEGETABLE PREPARATIONS	517,107	6,268,773	497,782	6,071,651
FISH PREPARATIONS	100,266	530,078	213,921	1,165,618
CEREAL PREPARATIONS	412,849	4,539,645	437,046	4,959,494
GUAR PRODUCTS	414,402	5,040,115	598,414	6,015,380
FLOUR & MEAL OF OIL SEEDS		11,981		51,757
FISH MEAL & MEAT MEAL	103,302	1,323,771	377,065	1,767,882
PETROLEUM PRODUCTS	595,919	30,414,049	2,726,880	62,474,896
CHEMICAL & CHEMICAL PREPARATIONS	13,641,371	82,526,778	9,059,627	100,821,518
MACHINERY & TRANSPORT EQUIPMENT	1,749,489	19,050,125	2,452,580	26,548,504
ARTICLES OF APPAREL AND CLOTHING				
ACCESSORIES (INCLUDING HOSIERY)	36,062,031	373,072,420	31,619,983	354,518,193
OTHER MANUFACTURED GOODS	50,596,555	510,207,484	46,956,948	555,914,870

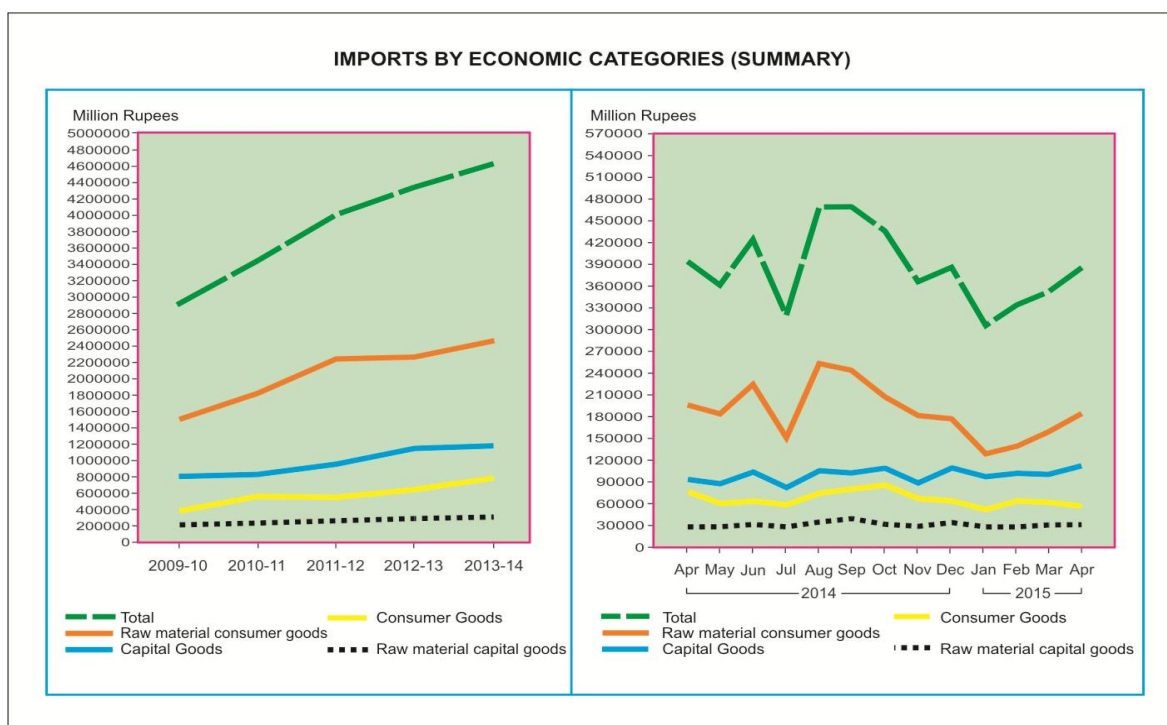
10.10 Imports by Economic Categories (Summary)

(Million rupees)

Year/Month	Total	Consumer goods	Raw material		Capital goods
			Consumer goods	Capital goods	
2009-10	2,910,975.3	380,826.6	1,509,081.1	209,051.4	812,016.2
2010-11	3,455,285.6	560,512.2	1,826,243.4	239,525.0	829,005.0
2011-12	4,009,093.0	552,018.1	2,251,624.0	261,940.8	943,510.1
2012-13	4,349,879.5	652,553.3	2,353,818.1	293,733.6	1,049,774.5
2013-14	4,630,520.8	780,192.2	2,462,189.2	306,810.4	1,081,329.0
2014 Apr	395,104.7	76,731.4	196,417.9	28,438.1	93,517.3
May	361,817.2	60,689.4	183,940.7	28,892.1	88,294.9
Jun	425,228.9	63,467.4	225,864.1	31,886.7	104,010.7
Jul	319,670.1	58,685.3	151,072.0	27,793.8	82,119.0
Aug	469,537.5	75,373.3	253,760.6	34,750.0	105,653.6
Sep	464,876.3	79,875.0	244,592.8	38,047.2	102,361.3
Oct	435,657.9	86,593.1	207,506.0	32,235.1	109,323.7
Nov	366,214.9	66,887.8	181,086.1	29,320.7	88,920.3
Dec	386,514.6	64,740.0	177,187.2	34,759.6	109,827.8
2015 Jan	306,222.9	51,715.6	128,819.2	28,296.1	97,392.0
Feb	334,335.3	63,702.9	140,026.1	28,070.5	102,535.8
Mar	352,412.9	62,348.7	159,074.3	30,471.8	100,518.1
Apr	385,075.9	56,900.1	184,175.3	31,386.6	112,613.9

Note: Total may not tally due to rounding of figures.

* Provisional



10.11 Imports by Economic Categories (Detail)

(In Thousand Rupees)

ITEMS	APRIL, 2015	FROM JULY, 2014	APRIL, 2014	FROM JULY, 2013
GRAND TOTAL	385075871	3820518301	395104712***	3843474647
1. CONSUMER GOODS TOTAL	56900149	666821954	76731380*	656035346
10121 HORSES	1245	16169	3386	11341
10190 OTHER LIVE ANIMALS		8617		6013
10221 PURE,BRED BREED BOVINE ANIMAL		825670		711808
10229 OTHER LIVE BOVINE ANIMALS		6492		83318
10511 FOWLS OF SPECIES WT UPTO 185G		304663		421906
10515 GUINEA FOWLS WT UPTO 185 GRAMS		8		
10599 OTH LIVE POULTRY	79770	541419	467	292017
20110 CARCASSES BOV ANIMAL FRE/CHILL			390	390
20120 OTH CUT WITH BONE BOVIN ANIMAL				2855
20130 MEAT OF BOV ANIM F/CH BON LESS		447		
20210 CARCASSES OF BOVIN ANIMAL FROZ		37	88	9132
20220 OTH CUTS WITH BONE IN,BOV FROZ	618	13282	1170	10869
20230 MEAT BOV ANIMAL FROZ BONELESS	11804	126948	9552	204013
20410 MEAT OF SHEEP/GOAT,F/CHILL/FRO				32
20430 CARCASSES OF LAMB,FROZEN		12		
20441 CARCASSES OF SHEEP,FROZEN		7716		
20442 OTH CUTS OF SHEEP FROZ BONE IN		131		
20443 OTH MEAT OF SHEEP FROZ BONELES		2227		1308
20610 EDIBLE OFFAL OF BOV ANIMAL F/C	23241	234679	20082	155629
20622 LIVERS OF BOV ANIMALS FROZEN	2300	21856		267
20629 O, EDIBLE OFFAL BOV ANI FROZEN				130
20714 CUTS & OFFAL OF FOWLS FROZEN		2697		7532
20727 CUT & OFFAL OF TURKEY,FROZEN		790		6762
20745 OTH DUCK MEAT FROZEN		3918		6862
21020 OTH MEAT BOV ANIM DRIED/SMOKED		1104		1523
21099 OTH EDI FLOUR/MEAL OF MEAT/OFL				1521
30111 ORNAMENTAL FISH	2792	20975	1328	15977
30119 OTHER ORNAMENTAL FISH		2424	444	1301
30191 TROUT, LIVE		103		
30199 OTHER LIVE FISH	561	2907	1121	3918
30219 OTH SALMO FISH,EXCL LIVER F/CH				158
30229 O.FLAT FISH,EX.LIVER&ROES.F/CH		466	71	488
30239 OTH TUSAS EXCL LVR/ROES FR/CHL				86
30259 O.FISH BREG FAMILIES E.LIV F/C	240	1165		
30319 O.SALMONIDAE FROZ,EX.LIVER&ROE		419	25	194
30329 O.TILAPIAS.EX.LIVERS&ROES FROZ				697
30339 OTH FLAT FISH,EXCL LIVERS FROZ	79276	1215390	51261	828122
30363 COD FISH EXCL LVR/ROES FROZEN	73	159	28	323
30390 LIVERS & ROES OF FISH FROZEN		3628		
30439 OTH FISH FILLET/MEAT FRESH/CHI		488		14014
30451 OTH FILLETS OF TILAPIAS.FRE/CH				14071
30459 OTH FILLETS OF OTH FISH.FR/CHI		1696		353
30462 FROZE FILLET/MEAT.CATFISH FISH		6013		66912
30479 FROZ FILLET O.BREGMACER FAMILY				16
30487 FROZEN FILLETS/MEAT OF TUNAS		396	72	270
30489 FROZEN FILLET/MEAT OF OTH FISH		100		
30499 OT FISH FILLET/MEAT FRE/CH/FROZ	3705	302498	15956	269309
30510 FLOUR, MEALS & PELLETS OF FISH		362		
30520 LIVERS&ROES,DRIED,SMOKED,SALT		10		16
30531 FISH FILLET,DR,SAL/BR NOT SMOK		71		
30539 OTH FISH FILLE/D/S/BR.NOT SMOK		115		
30549 OTH SMOKED FISH&FILLET NOT EDI				5
30559 OTH DRIED FISH SALT NOT SMOKED				69

Contd.

10.11 Imports by Economic Categories (Detail)

(In Thousand Rupees)

ITEMS	APRIL, 2015	FROM JULY, 2014	APRIL,2014	FROM JULY, 2013
30563 ANCHOVIES FISH.SALTED NOT DR/S		61		
30569 OTH FISH SALT,NOT DRIED/SMOKED		98		36
30579 OTHER EDIBLE FISH OFFALS		49		19
30611 ROCK LOBSTER&SEA CRAWFISH FROZ		133	16	84
30614 CRABS FROZEN FIT FOR HUMAN CON		178		
30616 COLD WATER SHRIMPS&PRAWNS FROZ		414		890
30617 OTHER SHRIMPS & PRAWNS FROZEN		23393		
30619 OTH CRUSTACEAN INCL FLOUR/MEAL				34
30627 OTHER SHRIMPS&PRAWNS.NOT-FROZ		150		
30739 OTH MUSSELS&SCS FROZ,DRIED,SALT		36		
30799 OTH FLOURS MEAL&PEL FOR HUMAN				253
30890 OTHER AQUATIC INVERTEBRATES		10		
40110 MILK&CREAM OF A FAT UPTO 1%	13774	28143		3160
40120 MILK & CREAM OF A FAT 1% TO 6%		3088		4577
40140 MILK & CREAM.FAT-6% TO 10%			11	136
40150 MILK & CREAM.FAT-EXCEEDING-10%		3854	1994	5340
40210 MILK&CREAM IN POWDER FAT 1.5%	1732250	12625797	305880	6686383
40221 MILK&CREAM IN POWDER>1.5% FAT	8151	289604	6413	268059
40229 OTH,MILK&CREAM IN POWDER>1.5%	54958	231959	2971	17132
40291 OTH MILK/CREAM NOT SOLID/SWEET	5395	58693	17127	38912
40299 OTH MILK/CREAM SOLID,SWEETEND	33130	178231	6509	179700
40310 YOGURT	705	7415	3089	10103
40390 BUTTER MILK,CURDLED MILK/CREAM	678	919		2130
40410 WHEY AND MODIFIED WHEY CON SUG	417533	1731614	191557	1679903
40490 OTH PRODUCT CONSIST NATUR MILK	35095	510315		40523
40510 BUTTER	4298	51633	3733	20097
40520 DAIRY SPREADS		15		10
40590 OTH FATS&OIL DERIVED FR MILK	211	5370	27	93081
40610 FRESH CHEESE INCL WHEY,CURD	28374	176768	13793	134879
40620 GRATED OR POWDER CHEESE		906	882	3187
40630 PROCESSED CHEESE NOT GRATED	34258	311427	26482	290733
40690 OTHER CHEESE		456		5152
40711 FERTILIZED EGGS FOR INCUBATION	1675	8144		7162
40719 FERTILIZED EGGS OF OTHER BIRDS		52813		822
40729 OTH FRESH EGGS OF OTHER BIRDS				457
40790 OTH BIRD EGG IN SHELL FR/COKED		25	590	590
40811 EGG YOLKS,DRIED	593	4278		
40891 OTH BIRDS,EGG,NOT IN SHELL DRY		45132		22816
40899 OTH BIRDS,EGG OTH THAN DRY			40	40
40900 NATURAL HONEY	6886	104720	2922	87022
70110 POTATO SEEDS		1254753		586730
70190 POTATOES,FRESH OR CHILLED		6118719	357611	479237
70200 TOMATOES,FRESH OR CHILLED	280236	8532312	612439	14967865
70310 ONIONS AND SHALLOTS	2497	1220202	50810	1521601
70320 GARLIC	169915	4419580	292245	3970548
70390 LEEK,OTH ALLIACEOUS VEGETABLES		21486		403
70410 CAULIFLOWERS & HEADED BROCCOLI	56	1341	95	1234
70490 OTH;EDIBLE BRASSICAS,FRESH/CHI	50	8111	16	88781
70511 CABBAGE LETTUCE(H-LETUC)SALAD	236	3945	216	3077
70519 OTHER; LETTUCE	178	1122		2193
70610 CARROTS AND TURNIPS	1256	8332		3736
70690 OTH SALAD.BEETROOT,RADISH ETC	153	2224	132	1541
70700 CUCUMBERS&GHERKINS,FRESH/CHL		60383		75125
70810 PEAS FRESH OR CHILLED	61	1119404	50	498903
70820 BEANS (SAME),FRESH OR CHILLED		2444		42960
70890 OTH LEGUMINOUS VEGETABLE FR/CH				1614

Contd.

10.11 Imports by Economic Categories (Detail)

(In Thousand Rupees)

ITEMS	APRIL, 2015	FROM JULY, 2014	APRIL,2014	FROM JULY, 2013
70920 ASPARAGUS,FRESH OR CHILLED	80	591	73	915
70930 AUBERGINES FRESH OR CHILLED		1510		111841
70940 CELERY OTH THAN CELERIAC,F/CHL		26		
70951 MUSHROOMS,FRESH OR CHILLED	297	2461	239	1779
70959 OTH MUSHROOMS&TRUFFL FRESH/CH		373		39
70960 FRUIT OF GENUS CAPSICUM F/CHLL	912	111275	704	728966
70970 SPINACH NEWZEALAND SPINACH FRE	33	276		253
70992 OTHER OLIVES FRESH OR CHILLED		61		
70993 OTH PUMPKINS SQUASH&GOURDS F/C				168
70999 OTH VEGETABLES FRESH/CHILLED	2324	129889	1069	241537
71010 POTATO, FROZEN.		1887	1946	9000
71029 OTH LEGUMINOUS VEGETABLES FROZ		227		146
71040 SWEET CORN, FROZEN	3791	7696	712	5964
71080 OTHER VEGETABLES,FROZEN	245	788		259
71090 MIXTURE OF VEGETABLES,FROZEN	154	1993		52
71120 OLIVES PROVISIONALLY PRESERVED		57		198
71140 CUCUMBERS & GHERKINS PRESERVED		6276		
71159 OTH MUSHROOMS & TRUFFLES	58	107		1268
71190 OTH VEGETABLES, PRESERVED				602
71220 ONION; WHOLE DRIED,CUT	10177	52168		29367
71231 MUSHROOM GENUS AGARICUS DRIED		2041	37	2509
71232 WOOD EARS DRIED WHOLECUT SLIC			55	55
71239 OTH TRUFFLE DRYCUT WHOLE SLIC	5002	32577	6373	25615
71290 OTH VEGETABLE MIXTURE DRIED	7284	132881	5771	104431
71310 PEAS DRIED SHELLED	885576	11015874	911437	7171472
71320 CHICK PEAS DRIED SHELLED	281181	2273925	300091	2902234
71331 BEANS OF SPECIES VIGNA MUNGO		103774	16306	102741
71332 SMALL RED (ADZUKI) BEANS		117	2512	12176
71333 KIDNEY BEANS,INCL WHITE BENAS	350509	4859932	265169	5240829
71339 OTHER BEANS	29472	370244	38149	710539
71340 LENTILES	1486716	8998823	330434	5040177
71350 BROAD BEANS & HORSE BEAN	8183	38403	4712	34607
71390 OTH DRIED LEGUMINOUS VEGETABLE	781668	4922932	537548	3564508
71420 SWEET POTATOES		56	3862	3862
71430 YAMS FRESH,CHILLED,FROZEN/DRIE		5247		34
71440 TARO FRESH,CHILLED,FROZEN/DRIE				264
71490 OTHER ROOTS AND TUBERS		1094		7812
80111 DESICCATED, COCONUTS	81211	934747	60787	601094
80112 COCONUT IN THE INNER SHELL		37		
80119 OTHER COCONUTS	13797	194508	32563	275345
80131 CASHEW NUT IN SHELL				6001
80132 CASHEW NUT SHELLED		133352	2771	217755
80211 ALMOND IN SHELL	168396	712136	53795	274554
80212 ALMOND,SHELLED (GIRI).		61078	35961	459931
80221 HAZEL NUTS,IN SHELL		90		
80222 HAZEL NUTS,SHELLED				189
80231 WALNUTS IN SHELL(AKHROTE)		3879	1271	2146
80232 WAL NUTS SHELLED(AKHROTE)	932	1122		635
80251 PISTACHIO IN SHELL	4371	79600	6529	119954
80252 PISTACHIO SHELLED		1303		14525
80280 ARECA(BETAL NUTS)	978819	7664429	837088	7062659
80290 OTHER EDIBLE NUTS		4925		3551
80310 PLANTAINS,FRESH OR DRIED		7697	2302	7064
80390 OTHER BANANS FRESH OR DRIED		75829	10197	10565
80410 DATES	50326	292561	56732	217420
80420 FIGS	278	1126	31	1628

Contd.

10.11 Imports by Economic Categories (Detail)

(In Thousand Rupees)

ITEMS	APRIL, 2015	FROM JULY, 2014	APRIL,2014	FROM JULY, 2013
80430 PINEAPPLES	329	3819	293	5029
80440 AVOCADOS	34	85		
80450 GUAVAS,MANGOES,MANGOSTEN F/DRY		1851	19	529
80510 ORANGES	4338	19612	1906	15324
80520 MANDARINS,CLEMENTIN ETC FR/DRY		1777		889
80540 GRAPEFRUIT,INCLUDING POMELOS		810	320	744
80550 LEMONS AND LIMES	18	96	106	915
80610 GRAPES, FRESH	1640	4578008	3455	2208303
80620 GRAPES, DRIED	3904	21147	1814	21369
80711 WATERMELONS		191669		74661
80719 OTHER MELONS		1325		88708
80720 PAPAWS;(PAPAYAS/PAPITA)		84		93
80810 APPLE, FRESH	162541	944423	71474	639088
80830 PEARS FRESH	2669	23014	3626	20780
80910 APRICORTS;FRESH(KHUBANI)		631662		287560
80921 SOUR CHERRIES; FRESH		42		
80940 PLUMS AND SLOES		444		73
81010 STRAWBERRIES,FRESH				70
81050 KIWIFRUIT, FRESH	29	868	65	425
81090 OTHER FRESH FRUITS	2745	738050	3023	777455
81110 STRAWBERRIES,FROZEN		1766		315
81120 RASBERRY,BL.BERRY MULBERRY FRZ	162	9743	189	2790
81190 OTHER FRUITS AND NUTS,FROZEN	1337	1674		58
81290 OTH FRUIT/NUTS PRESERVED PROVI	533	3890		1168
81310 APRICOTS DRIED	3586	13055	1513	6078
81320 PRUNES DRIED	2162	3263	969	4714
81330 APPLES DRIED		6446		7498
81340 OTHER DRIED FRUITS	175122	821801	124100	507297
81350 MIXTURE OF NUTS,DRIED FRUITS	304	947		1821
81400 PEEL OF CITRUS FRUITS/MELONS	551	551	455	455
90111 COFFEE NOT ROAST,NOT DECAFEINE		3318		134
90121 COFFEE,ROAST,NOT DECAFFEINATED	2397	9292	1778	9605
90122 COFFEE ROASTED,DECAFFEINATED		96	70	214
90190 OTH COFFEE HUSKS/SKIN/COFE SUB	3750	41150	4948	23722
90210 GREEN TEA PACK < 3 KG	32	10546	8054	12755
90220 OTHER GREEN TEA(NOT FERMENTED)	38934	828136	6752	529180
90230 BLACK TEA & PARTLY FERMENT TEA	296	4645	5101	12867
90240 OTH BLACK TEA,OTH PARTLY F.TEA	2860061	28608593	2525606	25139244
90300 MATE		90		141
90411 PEPPER,NEITHER CRUSH NOR GROND	163230	809089	247202	1056086
90412 PEPPER CRUSHED OR GROUND		8112		
90421 FRUIT OF GENUS CAPSICUM DRIED	312198	723960	75852	80362
90422 FRUIT OF GENUS CRUCHED/GROUND	12374	79626	11	3915
90611 CINNAMON NOT CRUSHED OR GROUND	3395	22087	821	13184
90619 OTHER CINNAMON	10789	335428	12184	247643
90620 CINNAMON & TREE FLOWER,CRUSHED				99
90710 CLOVES NEITHER CRUSHED/GROUND	19770	267642	43663	280110
90720 CLOVES CRUSHED & GROUND	2349	2490	466	5467
90811 NUTMEG NEITHER CRUSHED/GROUND	6635	83797	9570	65602
90812 NUTMEG CRUSHED & GROUND		151		2074
90821 MACE NEITHER CRUSHED/GROUND	17668	115452	7434	116363
90831 CARDAMOMS NITHER CRUSHED/GRO	96434	771458	107862	706439
90832 CARDAMOMS CRUSHED & GROUND		4385	359	4148
90921 SEEDS-CORIANDER NITHER CRU/GRO	62341	297340	15338	389195
90922 SEEDS-CORIANDER CRUSHED/GROUND	986	9798	1039	12192
90931 SEEDS OF CUMIN (WHITE ZEERA)	107925	552570	105559	498616

Contd.

10.11 Imports by Economic Categories (Detail)

(In Thousand Rupees)

ITEMS	APRIL, 2015	FROM JULY, 2014	APRIL, 2014	FROM JULY, 2013
90932 SEEDS CUMIN.CRUSH/GRO(W.ZEERA)		1266	2223	2247
90961 CARAWAY,ANISE,FENL.,JUNI.N-CR/G	6617	95406	5993	59195
90962 CARAWAY,ANISE,FENEL,JUNI.CR/GR			120	120
91011 GINGER NEITHE CRUSHED/GROUND	493243	4516890	310791	3818451
91012 GINGER. CRUSHED OR GROUND		3562		2303
91020 SAFFRON, (ZAFRAN)	817	817		
91030 TURMERIC (CURCUMA)	8323	56911	3677	24970
91091 MIXTU OF PROD H-09.04 TO 09.10	15066	57406	1146	1671
91099 OTHER SPICES	14837	25798	1353	22761
100119 DURUM WHEAT	13838	18973899		11323728
100199 OTHER DURUM WHEAT & MESLIN				28279
100290 OTHER RYE		471		
100390 OTHER BARLEY	8861	64358	11547	104471
100490 OTHER OATS		185271		9421
100510 SEED, MAIZE	143154	5376197	172591	4580496
100590 OTHER MAIZE (CORN)	4654	23612	2300	56175
100610 RICE IN HUSK (PADDY OR ROUGH)	827504	1347171	722539	1640476
100630 SEMI/WHOLLY MILLED RICE/POLIS	904	66011	120	150960
100640 BROKEN RICE	1118	9136	600	600
100710 SEED GRAIN SORGHUM(JAWAR)	3510	69341		2198
100790 OTHER GRAIN SORGHUM(JAWAR)	75282	435458		1194
100810 BUCK WHEAT		4357		103
100821 MILLET (BAJRA)	66107	80916		27101
100829 OTHER MILLET (BAJRA)	29213	144065	12557	61770
100830 CANARY SEED	3987	13747	2589	19645
100890 OTHER CEREALS	92	1446		2949
110100 WHEAT OR MESLIN FLOUR	9648	553952	7626	240933
110220 MAIZE (CORN) FLOUR		646		26
110290 OTHER CEREAL FLOUR		1877	67	4989
110311 GROATS AND MEAL OF WHEAT		3010		68
110313 GROATS&MEAL OF MAIZE (CORN)		15573	157	20321
110319 GROATS AND MEAL OF OTH CEREAL				45
110412 ROLLED OR FLAKED, OATS.		427		
110419 ROLLED/FLAKED GRAIN/OTH CEREAL	456	1455	908	908
110422 OTHER WORKED GRAIN OF OATS		23155	3114	17962
110423 OTH WORK GRAIN OF MAIZE (CORN)		407		525
110429 OTH WORK GRAIN OF OTH CEREALS		4590		8259
110510 FLOUR,MEAL&POWDER OF POTATOES	41812	337829	13240	276287
110520 FLAKE,GRANULE/PELLETS POTATOES	2890	14014		4984
110610 FLOUR,MEAL,POWDER,DRY LEGU VEG		215		
110620 FLOUR,MEAL POWDER OF SAGO/ROOT		53		24
110630 FLOUR,MEAL POWDER PRD CHAPT-8	185	641		1085
110710 MALT NOT ROASTED		3339		
110720 MALT ROASTED		14868		16576
110811 WHEAT, STARCH	43	43		
121020 HOP CONES,GROUND POWDER PELLET		7743		10151
121120 GINSENG ROOTS	136	3215		2930
121229 OTHER SEAWEDS& OTHER ALGAE	218	100751		5095
121299 OTHER FRUIT STONE&KERNELS/VEG		766		528
121300 CEREAL STRAW & HUSKS,IN PELLET	39359	654804	41654	326883
121410 LUCERNE (ALFALFA) MEAL&PELLETS		13484		12026
121490 OTH SWEDES,MANGOLDS,FODDER,HEY		182		265
130120 GUM ARABIC		23143	21286	107307
160210 HOMOGENISED PREP MEAT/EDB MEAT		120		
160220 LIVER OF ANIMAL,PREPARED/PRESV		115		
160231 OTH PREP/PRESV MEAT OF TURKEY	1167	1425		

Contd.

10.11 Imports by Economic Categories (Detail)

(In Thousand Rupees)

ITEMS	APRIL, 2015	FROM JULY, 2014	APRIL, 2014	FROM JULY, 2013
160232 OTH PREP/PRESV MEAT OF FOWLS	49489	379762	38571	347356
160239 OTH PREP/PRESV,MEAT OTH POLTRY	13094	70915	1200	91227
160250 OTH PREP/PRES MEAT BOVIN ANIML	582	24771	5938	22966
160290 OTH PREP MEA OFL,BLOOD ANIMAL		75		
160300 EXTRACT/JUICE OF MEAT,FISH ETC		493		
160411 SALMON,FISH,WHOLE/PIE NOT MICE		36		7
160412 HERRING,WHOLE/FIECE NOT MINCED		102		
160413 SARDINE,BRISL/SPRAT W/P N-MINC	62	89		137
160414 TUNAS,SKIPJACK,BONITO,WHOLE/PC	93	1696	146	1094
160415 MACKERAL,WHOLE/DIECE NOT MINCE		44		
160416 ANCHOVIES,WHOLE/PIECE NOT MINC		125		
160419 OTH FISH,WHOLE/PIECE NOT MINCE	2161	29351	2082	22676
160420 OTH FISH PREPARED PRESERVED	137	9386	1581	14808
160510 CRAB,PREPARED OR PRESERVED.	52	8551	60	347
160529 OTH SHRIMPS&PRAWN PREPARED/PRE			20	78
160569 OTH AQUATIC INVERTEBRATES.P/PR		554		85
170112 BEET SUGAR RAW NOT CONT FLAVOR	111	417	49	110
170113 GUR (JAGGERY)N-CON FLAVOUR/COL				74
170191 O.CANE/BEET SUGAR CON.FLAV/COL		3886		3933
170199 OTH CANE/BEET SUGAR PURE SUC	23915	573379	26251	529156
170211 LACTOSE & LACTOSE SYRUP WT 99%	114063	918927	62629	798305
170219 OTH,LACTOSE AND LACTOSE SYRUP	6891	40150		26767
170220 MAPLE SUGAR AND MAPLE SYRUP				357
170230 GLUS SYP,DRY STAT FRVCT <20%	116346	695116	69621	411656
170240 GLUCOSE/GLUCOSE SYRUP<20% FRUC		2650		866
170250 CHEMICALLY PURE FRUCTOSE		824		213
170260 OTH FRUCTOS SYP,50% WT OF FRAC		164		
170290 OTH SUGAR INCL INVERT SUGAR	121837	635456	88377	514781
170310 CANE MOLASSES				290
170390 OTH MOLASSES,FROM REFINING SUG		1042	27	27
170410 CHEWING GUM,WH/NOT SUGA COATED	9394	97503	5834	57895
170490 OTH SUGAR CONFECT NOT CON COCA	60710	617786	49215	431250
180100 COCOA BEANS,WHOLE,BROKEN,ROAST				6
180310 COCOA PASTE,NOT DEFATTED(LICOR	9661	339260		154623
180400 COCOA,BUTTER,FAT AND OIL	40326	914296	88103	387397
180500 COCOA POWDER,NOT CON ADDED SUG	71722	951705	56818	1016824
180610 COCOA POWDER,CON ADDED SUGAR	2122	4586	1083	1787
180620 OTH PREPA WT2KG,PAS,BLOCK SLAB	50114	705820	29726	348007
180631 OTH FOOD PREP COCOA BARS FILD	25816	353194	22915	243164
180632 OTH FOOD PREP COC BAR NOT FILD	137	14076	4285	9570
180690 OTH,FOOD PREP CONT COCOA LIQUD	18371	275847	15268	144182
190110 FOOD PREP FOR INFANT USE	750677	6425583	770463	4994454
190120 MIXES&DOUGHS FOR PREP BAKER	8756	51360	15270	78395
190190 OTH FOOD PREP OF FLOUR,MEAL	316464	2362334	210940	1564479
190211 UNCOOK PASTA,NUT STUFD CON EGG	9	298	91	741
190219 OTHER,UNCOOKED PASTA.	1099	27171	1844	14053
190220 STUFFED PASTA,WHETH/NOT COOKED		112		12
190230 OTHER PASTA	5873	23355	373	13530
190240 COUSCOUS WHETER OR NOT PREPARE		84	62	108
190300 TAPIOCA&SUBSTI PRE FRM STARCH	3361	49288	1246	48275
190410 PREP FOOD,SWLL/ROAS OF CEREALS	18229	172661	29713	191780
190420 PREP FOOD UNROAST CEREAL FLAKE	98	18979	16	13884
190430 BULGUR WHEAT				11
190490 OTH PREP FOOD OBTAIN BY CEREAL	22581	146951	9683	104832
190510 CRISPBREAD AND BUNS		104	628	1132
190520 GINGER BREAD AND THE LIKE.		13		

Contd.

10.11 Imports by Economic Categories (Detail)

(In Thousand Rupees)

ITEMS	APRIL, 2015	FROM JULY, 2014	APRIL, 2014	FROM JULY, 2013
190531 SWEET BISCUITS	9289	61953	4862	57791
190532 WAFFELS AND WAFERS	14819	107364	12767	87193
190540 RUSK, TOASTED BREAD & PRODUCTS	2111	23096	324	41860
190590 OTHER BAKERY PRODUCTS	17518	271720	21009	189723
200110 CUCUMBER, GHERKINS PREP/PRESERV		405		1720
200190 OTH VEG FRUIT, NUT, PRES VIN/ACE	1763	16596	818	14631
200210 TOMATOES, WHOLE/PIECE, PREP/PRSV	31	1293	260	1304
200290 OTH, TOMATO/PRE/PRS O/TH VINGER	4524	316173	47504	398384
200310 MUSHROOM, PREP/PRSV O/TH VINHER	10843	52673	8627	30048
200390 OTH MUSHROOM&TRUFFLE PREPARED	202	13028	4197	7664
200410 POTATO, PREP/PRSV, O/TH VINGERS	56616	403517	46077	474016
200490 OTH VEG MIX/VEG PREP O/TH VING	284	37250	15884	165236
200510 HOMOGENIZED VEGETABLES		439	80	169
200520 POTATO PREP O/TH VING NOT FROZ	3247	21705	333	16405
200540 PEAS PREP O/TH VINGER NOT FROZ	101	3997	880	3806
200551 BEAN SHEL D PREP O/TH VING N/FZ	25	2286	64	469
200559 OTH BEAN PREP O/TH VING NOT FZ	1341	13644	1387	18578
200560 ASPARAGUS, PREP O/TH VING N-FZ			8	224
200570 OLIVES PREP O/TH VING NOT FROZ	9007	99853	15775	80000
200580 SWEET CORN, PREP/PRESV NOT FROZ	2284	38357	2052	30172
200591 OTH VEGETABLES& MIXTURE OF VEG	422	728	48	763
200599 OTH VEGE PREPARED OR PRESERVED	1062	18201	1204	14629
200600 VEG, FRUIT, NUTS, PEEL PRE BY SUG	29	1818	225	1181
200710 HOMOGENISED PREPARATIONS	14	585	184	1056
200791 OTH, CITRUS FRUIT COOKED PREP		12		129
200799 OTH JAM, FRUIT, JELLY, MARMALADE	3072	32455	783	42786
200811 GROUND NUTS, PREP/PRESERVED	117	10176	117	3139
200819 OTH NUTS/SEED INCL MIXTURES	16469	94008	1054	18667
200820 PINEAPPLES, PREPARED/PRESERVED	45893	338350	25859	243084
200830 CITRUS FRUIT, PREPARE/PRESERVED	7700	35626		65097
200840 PEARS, PREPARED OR PRESERVED	1871	7319	954	10752
200850 APRICOTS, PREPARED OR PRESERVED		61		49
200860 CHERRIES, PREPARED OR PRESERVED	2320	13935	53	11132
200870 PEACHES, PRPARED OR PRESERVED	8296	123280	25453	134508
200880 STRAWBERRIES, PREPARE/PRESERVED		6369	698	7738
200893 CRANBERRIES		75		
200897 MIXTURES OF FRUITS, NUTS&PLANTS	42760	287325	41353	234502
200899 OTH FRUITS, NUT/EDIBLE PLANTS	5975	33119	2198	30098
200911 ORANGE JUICE, FROZEN	6540	13732		12288
200919 OTHER ORANG JUICE	37932	499121	95863	521454
200921 GRAPEFRUIT JUICE, BRIX VAL=20		119		40
200929 OTHER GRAPE FRUIT, JUICE	71	295		496
200931 JUICE OF ANY SINGL CITRUS FRUT			66	617
200939 OTH JUICE OF ANY CITRUS FRUIT	6823	9573		6585
200941 PINEAPPLE JUICE , BRIX VAL=20			197	197
200949 OTHER PINEAPPLE JUICE	12604	106053	12198	45662
200950 TOMATO JUICE				74
200961 GRAPE JUICE INCL GRAPE MUST		448		
200969 OTHER GRAPE JUICE	67378	370394	28593	392096
200971 APPLE JUICE , BRIX VAL=20		1513		
200979 OTHER APPLE JUICE	6072	256328	53148	334714
200981 CRANBERRY JUICE				66
200989 OTHER JUICE OF FRUIT/VEGETABLE	37307	121299	18554	94067
200990 MIXTURES OF JUICES	7159	41392	2323	42250
210111 EXTRACT, ESSENCE/CONC COFEE/PRE	13032	318516	13613	301503
210112 PREP WITH A BASIS OF EXTRA/COF	1251	7036		10524

Contd.

10.11 Imports by Economic Categories (Detail)

(In Thousand Rupees)

ITEMS	APRIL, 2015	FROM JULY, 2014	APRIL,2014	FROM JULY, 2013
210120 EXTRACT,ESSENCE ETC OF TEA MATE	566	16841	1060	6130
210130 ROASTED CHICORY/OTH COFEE/SUB		415		
210210 ACTIVE YEASTS	55647	464918	47187	429833
210220 INACTIVE YEASTS,OTH SINGL CELL	1035	3341		6698
210230 PREPARED BAKING POWDERS	36	26206	3484	15256
210310 SOYA SAUCE	6259	167845	11059	130755
210320 TOMATO KETCHUP/OTH TOMATOSAUCE	11854	58119	9248	57059
210330 MUSTARD FLOUR/MEAL/PREP MUSTAR	215	7183	2411	11018
210390 OTH SAUCES PREP/MIX SEASONING	17457	170108	16549	143790
210410 SOUPS/BROTHS & PREP THEREOF	35	1473	755	1275
210420 HOMOGENISE COMPOSITE FOOD PREP	28	190	2	80
210500 ICE CREAM,OTH EDIBLE ICE	3433	22611	1023	28116
210610 PROTEIN CONCENTRATE/TEXT PROTN	1856	19233	361	29208
210690 OTH FLAVOURING POWDER/CONCT	551116	6606350	565375	4124440
220110 MINERAL WATERS/AERATED WATERS	110	11136	3731	11826
220190 OTH,NATURAL/ARTIFICIAL WATERS	527	5005	395	2301
220210 WATER,MINERAL/AERATED WATER	50502	483721	28425	297021
220290 OTH WATER/OTH NON ALCOLIC BEVG	21002	102102	14031	79700
220300 BEER MADE FROM MALT	674	7412	3574	30621
220410 SPARKLING WINE	621	12231	5616	27584
220421 OTH WINE OF FRESH GRAPES<2LT		599		421
220429 OTH WINE OF FRESH GRAPES>2LT		1566	165	5471
220430 OTH GRAPE MUST INFERMENTATION				116
220820 SPIRIT OBT BY DISTIL GRAPEWINE		4343	2850	11585
220830 WHISKIES	267	13209	6154	38139
220840 RUM&OTH SPIRITS DISTILL SUGAR		49		226
220850 GIN AND GENEVA	118	681	291	3531
220860 VODKA	13	1809	739	3554
220870 LIQUEURS AND CORDIALS	92	529	332	2262
220890 OTH SPIRIT/SPIRITOUS BEVERAGES	118	775	476	19954
220900 VINEGAR&SUBSTITUTE,ACTIC ACID	1343	9855	1524	7427
230110 FLOURS,MEALS,PELLETS,OF MEAT		7		
230120 FLOURS,MEALS,PELLETS,OF FISH	11358	93003	3501	11801
230230 BRAN SHARP & RESIDUES OF WHEAT			402	402
230240 BRAN SHARP RESIDUE OF OTH CERL		854		112
230310 RESID.STARCH MANUF&SIM RESIDUE		3036		97
230330 BREWING/DISTILLING DREGS/WASTE	25149	184538		
230400 OIL-CAKE/OTH S/RESID SOYABEAN	1634990	38507407	3831819	30615834
230620 OIL CAKE/OTH RESIDUE,LINSEEDS		1258		
230630 OIL CAKE/OTH SUNFLOWER SEEDS		6376	4177	74658
230641 OIL CAKE/OTH RESID COLZA SEEDS		184450	246118	1165130
230649 OIL CAKE/OTH RESID RAPE SEEDS		65446	34477	242288
230650 OIL CAKE/OTH RESIDUES,COCONUT		721		
230660 OIL CAKE/OTH RESIDUE,PALM NUTS	85431	1597534	63478	491916
230690 OIL CAKE/OTH SOLID RESIDUE,VEG	188	3850		719
230800 VEG MATL & VEG WASTE,VEG RESID		5781		
230910 DOG/CAT FOOD,PUTUP RETAILSAL	13112	100800	9548	51301
230990 OTH,PREP USED IN ANIMAL FOOD	548587	4669787	342101	2963170
240110 TOBACCO,NOT STEMMED/STRIPPED	4	986		29551
240210 CIGAR,CHEROOTS CONTAIN TOBACCO	42	788		2166
240220 CIGARETTES CONTAINING TOBACCO	16818	173870	14281	258234
240290 CIGAR,CHEROOTS/TOBACCO SUBST	12	1923	194	1628
240311 WATER PIPE TOBACCO	14	18		
240319 OTHER SMOKING TOBACCO		22		404
240391 HOMOGENISE/RECONSTITUTE TOBACO		6679		12076
240399 OTH MANUFACTURED TOBACCO/EXTR	557	7051	5493	25177

Contd.

10.11 Imports by Economic Categories (Detail)

(In Thousand Rupees)

ITEMS	APRIL, 2015	FROM JULY, 2014	APRIL, 2014	FROM JULY, 2013
271012 LIGHT OILS AND PREPARATIONS	17925079	177867884	22885314	193273488
271019 KEROSENE,INCL KER.TY. JET FUEL	12539	6329944	1595340	6746493
293500 SULPHONAMIDES	134979	1686471	129577	1399652
293621 VITAMIN A ITS DERIVATIVE UNMIX	20704	296926	28832	207944
293622 VITAMIN B1/ITS DERIV UNMIXED	26492	176932	18783	149642
293623 VITAMIN B2/ITS DERIV UNMIXED	14511	158908	25937	148141
293624 D-,DL-PANTOTHENIC ACID(VITB3B5	38069	320895	39033	194037
293625 VITAMIN B6/ITS DERIV UNMIXED	12057	256734	28860	243676
293626 VITAMIN B12/ITS DERIV UNMIXED	20780	293049	36920	279035
293627 VITAMIN C/ITS DERIVATIVE UNMIX	81395	391534	31037	298202
293628 VITAMIN D/ITS DERIVATIVE UNMIX	41254	581877	83555	539346
293629 OTH VITAMIN/ITS DERIV UNMIXED	98781	575574	115628	573901
293690 OTH INTER-MIXTURE PROVITAMINS	7540	128119	8510	153484
293712 INSULINE AND ITS SALTS		182490		124819
293719 OTHER POLYPEPTIDE HARMONES	6256	85557	13461	80568
293721 CORTISONE/HYDRO/PREDNISONE ETC	49973	404235	65987	412082
293722 HALOGENATE DERIV ADERNAL HORMN	69891	705293	59251	710423
293723 OESTROGENS AND PROGESTOGENS	144203	1037833	68300	491154
293729 OTH,STEROIDAL HARMONES,DERIVAT	44708	279597	43736	239907
293750 PROSTAGLANDINS,THROMBOXANES&DR	13507	94997	3897	74593
293790 OTH HORMONES/ITS DERIVATIVES	45784	278990	27552	449603
293810 RUTOSIDE(RUTIN)/ITS DERIVATIVE		1422		1568
293890 OTHER, GLYCOSIDES	10219	129061	7701	92782
293911 CONCENTRATES OF POPPY STRAW	14980	120310		150059
293919 OTH ALKALOIDS OF OPIUM/DERVATI	963	119188	23685	122052
293920 ALKALOID CINCHONA/DRV SALT	952	12297		1655
293930 CAFFEINE AND ITS SALTS	51261	357343	49048	266963
293949 OTHER,EPHEDRINE AND ITS SALTS	9361	159764		113198
293959 OTH THEOPHYLLINE/AMINOPHLLINE	15433	182136	8088	168970
293962 ERGOTAMINE (INN) AND ITS SALTS		1231		
293969 OTH ALKALOID OF RYE ERGOT/SALT	663	149335	3904	69399
293991 COCAINE ECGONINE,SALTS,ESTERS				1820
294000 SUGARD O/T SUCROSE/LACTOSE ETC	79963	530303	21092	286734
294110 PENCILLINE/DERV/ACID/SALT ETC	34343	310992	15618	210136
294120 STREPTROMYCIN/DERIV/SALT THROF	6988	93553	10740	95996
294130 TETRACYCLINE/DERIV/SALT THROF	73800	538164	74747	453621
294140 CHLORAMPHENICAL/DERIV/SALT	18803	124586	10922	96066
294150 ERYTHROMYCIN/DERIV/SALT THROF	157522	1509101	114792	1336547
294200 OTHER ORGANIC COMPOUNDS.	34191	177679	4090	37822
300190 OTH GLAND ORGAN,EXTRACT,HAPRIN	280	767		476
300210 ANTISERA/OTH BLOOD FRAC MODIFY	8402	97560	12419	105803
300220 VACCINES FOR HUMAN MEDICINE	734598	23380880	2640502	21639842
300230 VACCINE VETERINARY MEDICINE	327347	2748607	205207	2068819
300290 OTH HUMAN/ANIMAL BLOOD,THERAPC	46541	581633	45186	597549
300310 MEDICAMENT PENCILLIN DERV/ACID		34556		1522
300320 MEDICAMENT OTH ANTIBIOTICS	14281	157451	11747	109431
300339 OTH,MEDICEMENT HARMONE ANTIBTC	48773	759304	50487	447312
300390 OTH MEDICEMENT NES-NOT-R-SALE	19378	1229808	76368	629271
300410 MEDICAMENT,PENCILLIN DERV/ACID	4903	125377	8530	226908
300420 MEDICAMENT OTH ANTIBIOTICS	223945	2304313	254781	2166267
300431 MEDICAMENT INSULIN NOT ANTIBTC	375416	2277463	149175	1510332
300432 MEDICIMENT ADERN CORTC HARMONE		103779	44304	216779
300439 OTH MEDICIMENTHARMONE NOT ANT	95063	1343587	295422	1572331
300440 MEDICAMENT ALKALOID DERV ANTI	5624	263069	92080	276487
300450 OTH MEDICAMENT VITAMIN/OTH PRO	10894	344081	117589	854794
300490 OTH MEDICAMENT THERAPEUTIC USE	2777865	25463425	3441537	22080583

Contd.

10.11 Imports by Economic Categories (Detail)

(In Thousand Rupees)

ITEMS	APRIL, 2015	FROM JULY, 2014	APRIL, 2014	FROM JULY, 2013
300510 SURGICAL TAP IN JAMBO ROLLS	42883	364100	32808	273489
300590 OTH WADDING,GAUZE,BANDAGE ARTI	3341	115572	10641	610523
300610 STERILE SURGICAL CATGUT, ETC	61961	761295	81046	597488
300620 BLOOD-GROUPING REAGENTS	416	3858	1868	4879
300630 OPACIFY X-RAY EXAM DIAGNOSTIC	909	11849	648	19830
300640 DENTAL CEMENT/DENTAL FILLING	16834	154984	19692	109702
300650 FIRST AID BOXES AND KITS.	111413	138036	524	2279
300660 CHEMICAL CONTRACEPTIVE HORMONE	118862	1048105		346860
300670 GEL PREP HUMAN/VETERINARY USE	509	1328552	2173	9927
300691 APPL IDENTIFIABLE, OSTOMY USE		19886	75	25016
321519 PRINTING INK EXCL. BLACK	111240	1120394	80953	1073724
321590 OTH WRITING/DRAWING/OTH INK	30625	253622	20355	200803
330112 ESSENTIAL OIL OF ORANGE	20177	86767	11625	78086
330113 ESSENTIAL OIL OF LEMON	3957	20534	5768	41206
330119 OTH ESSENTIAL OIL/CITRUS FRUIT	787	164000	26104	212011
330124 ESSENTIAL OIL OF PEPRAMINT	51	10369		17736
330125 ESSENTIAL OIL OF OTHER MINTS	5315	21541		6020
330129 OTH ESSENTIAL OIL O/T CIT FRUT	3336	53864	11255	84734
330130 RESINOIDS	599	2762	92	839
330190 OTH,CONCENTRATE ESSENT OIL NS	12597	83114	5597	95198
330210 MIXTURE ODORIFEROUS SUBS&MIXT	421032	2475121	328535	2008796
330290 OTH,MIXTURE,ODORIFEROUS SUBST	315588	3394651	270758	2903708
330300 PERFUMES AND TOILET WATERS	81946	522265	74317	545242
330410 LIP MAKE-UP PREPARATIONS	8344	160889	9442	79310
330420 EYE MAKE-UP PREPARATIONS	8684	148822	13092	106298
330430 MANICURE/PEDICURE PREPARATIONS	5554	78314	4547	38039
330491 POWDER WHETHER/NOT COMPRESSED	33301	312453	31650	224422
330499 OTH,BEAUTY/MAKE-UP PREPARATION	91521	1148297	97035	858793
330510 SHAMPOOS	288361	2772197	187169	2227609
330520 PREP PERMANENT WAVING/STRAIGHT	4058	58034	4258	42203
330530 HAIR LACQUERS	46	1009	264	3575
330590 OTH PREP USE ON HAIR	52828	631654	46020	483716
330610 DENTIFRICES	20847	214427	28277	180769
330620 YARN,CLEAN TEETH(DENTAL FLOSS)	10	790	55	562
330690 OTH,PREP ORAL/DENTAL HYGIENE	368	10394	355	3036
330710 PRE/AFTER SHAVE PREPARATION	17890	182927	13795	114702
330720 PERSONEL DEDORANT&ANTIP RSPRNT	47761	426041	51845	271950
330730 PERFUMED BATH SALT/OTH PREP	954	6338		5478
330741 AGARBATTI/OTH ODORIFEROUS PREP	85	1446	111	724
330749 OTH PREP PERFUMING ROOM/RELIGS	14288	192417	19576	121243
330790 OTH,DEPILATORY/PERFUM ETCPREP	6111	40508	3072	39793
340111 SOAP&ORGANIC SURFAC-ACTIV PROD	83253	1676096	182330	963007
340119 OTH,SOAP ORG-SURFAC-ACT PROD	31078	195847	16912	199148
340120 SOAP IN OTHER FORMS	45669	614689	93469	585092
340130 ORGANIC SURFACE ACTIVE PRODUCT	42085	253407	30631	283057
340211 ORGANIC SURFACE-ACTIVE AGENT	320220	3061019	136406	2667180
340212 ORGANIC SURFACE ACTIVE CATIONC	13528	121706	25127	293724
340213 ORG SURFACE ACTIVE NON-IONIC	254134	2670380	327510	2561258
340219 OTH ORG SURFACE ACTIVE AGENT	10861	266341	21539	239103
340220 ORG SURF PREP PUTUP FOR R-SALE	19132	319306	36814	160643
340490 OTH, ART/PREP WAXES	108953	968070	76577	905183
340510 PO/CREAM FOR FOOTWEAR/LEATHER	21198	160580	24790	83417
340520 POL/CREAM/PREP, WOOD FURNITURE	2655	42313	127	17767
340530 POL/CREAM/PREP,COACHWORK/METAL	159	11800	2591	14781
340540 SCOURING/PASTE/POWDER/OTH PREP	619	1669	141	1966
340590 OTH POL/CREAM/PREP,F-WEAR/LETH	14613	120602	14293	150378

Contd.

10.11 Imports by Economic Categories (Detail)

(In Thousand Rupees)

ITEMS	APRIL, 2015	FROM JULY, 2014	APRIL, 2014	FROM JULY, 2013
350190 OTH CASEINATE DERIV CASEN GLUE	3360	33364	7173	36094
350211 EGG ALBUMIN DRIED		35267		13824
360300 SAFETY FUSES DETONATING FUSES	41725	161531	72073	243328
360500 MATCHES O/T PYROTECHNIC	6750	6750		
360610 LIQUID/LIQUEFIE GAS FUEL	609	4181	70	6190
391740 FITING FOR TUBE ETC OF PLASTIC	35363	317728	38780	283535
391810 FLOOR COVERING OF POLYMERS V-C	21342	252530	27226	157081
392190 OTH PLATE,SHEET ETC OF PLASTIC	117904	1328591	133819	1193344
392210 BATH,SHOWER WASH BASIN OF PLAS	1372	36294	1493	24358
392220 LAVATORY SEAT/COVER OF PLASTIC	1597	13779	791	12990
392290 OTH FLASH/SIM SANITARY PLASTIC	1837	48385	5336	26734
392310 BOXES,CASES,CRATES PLASTIC	58355	635677	77591	577773
392321 SACK&BAG OF POLYMER OF ETHYL	53060	747758	41796	472652
392329 SACKS & BAG OF OTHER PLASTICS	36524	366819	73334	719255
392330 CARBOYS,BOTTLES,FLASKS ETC	29323	469211	48873	359520
392340 SPOOLS,COPEES,BOBINS ETC PLASTC	17835	203031	35803	320543
392350 STOPPERS,LIDS,CAPS ETC OF PLAS	117509	1065669	110622	842209
392390 OTH ARTICLES FOR CONVEYANCE NS	53108	231835	53871	427132
392410 TABLEWARE KITCHENWARE OF PLAST	18669	170877	17569	156683
392490 OTH,HOUSEHOLD/TOILET ARTICLES	13063	196538	18975	165585
392510 RESERVOIRS,TANKS,VATS>300 LTRS	18	3762	1086	61559
392520 DOOR,WINDOWS FRAME&H-HOLD PLAS	443	34433	3664	12801
392530 SHUTTERS,BLINDS&PARTS OF PLAST	16	11384	334	6136
392590 OTH,BUILDER-WARE OF PLASTIC,NS	79218	629549	65445	334516
392610 OFFICE/SCHOOL SUPPLY PLASTIC	5511	82988	3113	41428
392620 ARTICLE OF APPAR CLOTHING PLAS	3758	106808	22529	207401
392630 FITTING FOR FURNITUR/COACH PLA	1287	7997	1462	6407
392640 ORANMENTAL ARTICLES OF PLASTIC	19216	320915	21400	194187
400942 TUBE,PIPERUB WITH OTH.METL.FIT	4708	44678	1198	60954
401011 CONVEYOR BELTS WITH METALS	1034	9665	12172	28772
401012 CONVEYOR BELTS WITH TEX-METACS	60771	413159	14830	389192
401019 OTH CONVEYON BELT OR BELTING	40255	339876	31326	316721
401031 TRANSMISSION BELTS 60-180 CM	26580	237379	16123	215455
401032 TRANSMISION OTH BELT 60-180 CM	16872	266300	21950	155079
401033 TRANSMISION BELT 180-240 CM	167	11749	786	5793
401034 TRANSMISION BELT OTH 180-240CM	324	7667	241	9292
401035 TRANSMISION SYN.BELT 60-150CM	1155	15470	2499	11667
401036 TRANSMISION SYN.BELT 150-198CM	45	5200	13	8347
401390 OTHER INNER TUBES,OF RUBBER	11989	90133	3740	76380
401410 SHEATH CONTRACEPTIVES	366904	1442915	68895	1065068
401490 OTH HYG/PHARMACEUTICAL ARTL	1031	28417	2609	13860
401511 GLOVES,RUBBER,SURGICAL	45876	331750	17382	296472
401519 OTHER GLOVES,RUBBER	17218	159930	25560	152457
401590 OTH ARTI APPRL/CLOTH ALL PURPS	532	52819	5970	101437
401610 ARTICLES OF UNHARD CEL VUL RUB	10875	123265	13803	107034
401691 FLOOR COVERING & MATS, RUBBER	774	31644	601	20183
401692 ERASERS, RUBBER	19703	281092	22372	301647
401693 GASKETS,WASHERS,SEALS,OF RUBB	122982	1173200	130588	1381831
401694 BOAT/DOCK FENDERS,OF RUBBERS	50765	142009	1110	154971
401695 OTH INFLATABLE ARTICLE OF RUBB	30	25765	848	11828
401699 OTH ARTICAL UNHARD VUL RUBBER	170227	1560563	181024	1715619
420100 SADDLERY&HARNESS FOR ANIMALS	25	543	97	330
420211 TRUNKS,SUITCASE,VANITY-CASES	2782	23961	2207	28293
420212 TRUNK,SUITCA,SATC ETC PLAS/TEX	38195	671074	45351	508941
420219 OTH TRUNK,SUITCASE,VANITY-CASE	1636	19402	1839	27238
420221 HANDBAG,COMP/PATENT LEATHER	20551	454265	100	287157

Contd.

10.11 Imports by Economic Categories (Detail)

(In Thousand Rupees)

ITEMS	APRIL, 2015	FROM JULY, 2014	APRIL, 2014	FROM JULY, 2013
420222 HANDBAGS, PLASTIC/TAXT MATERIAL	3965	104510	14054	102876
420229 OTH HANDBAGS, WITHOUT HANDLES	11448	276873	21073	213281
420231 ARTI. CARRIED IN POCKET. LEA/COM	527	29432	3064	21715
420232 ARTIC CARRIED IN POKK TAXT MATE	470	9259	284	3710
420239 OTH, ARTI CARRIED IN HAND/POCKET	4170	50996	3971	28612
420291 OTH CONTAINER O/S OF LEA/COMPS	3	2766	5	9543
420292 OTH CONTAINER O/S PLAS/TEXTILE	479	11211	21777	32460
420299 OTH CASES VULCANISED FIB/PBOA	2389	32937	1854	15019
420310 ARTICLES OF APPAREL		30428	10267	50562
420321 GLOVES, MITTENS & MITTS SPORTS		1922	155	1431
420329 OTH LEATHER GLOVES	1573	13116	3179	58571
420330 BELTS AND BANDOLIERS	13641	193038	1497	246699
420500 OTH ART LEA/COMP LEA TECHNICAL	347	11872	734	26995
430310 ARTI APPAR CLOTH ACCE FURSKIN		400		3230
430390 OTHER, ARTICLES OF FURSKINS	7	2543		120
430400 ARTICLE OF FUR&ARTICLE THEREOF	57	13827	5606	27728
440131 WOOD PELLETS	2511	9850	2414	2414
440139 SAW DUST & WOOD WASTE & SCRAP	2068	12036	195	5624
440210 WOOD CHARCOAL OF BAMBOO NOT AG	708	4324		582
441300 DENSIFIED WOOD, BLOCK, PLATE, ETC	170	29839	3815	21193
441600 CASK, BARREL, VAT, TUB&OTH PRODCT		1		34848
441890 OTH BUILDERS JOINERY/CARP WOOD	37075	318977	28251	213705
441900 TABLEWARE&KITCHENWARE OF WOOD	2658	33248	3796	21787
442010 STATUETTES/OTH ORNAMENT WOOD	37	957		1372
442090 OTH WOOD MARQUETRY&INLAID WOOD	2555	60509	7064	31841
442110 CLOTHES HANGERS OF WOOD	1271	10984	1804	11774
450490 OTH, ARTICLES AGLOMERATED CORK		1133	148	149
460121 MATS, MATTING&SCREEN OF BAMBOO		4694	1939	7825
460122 MATS, MATTING&SCREEN OF RATTAN				4
460129 OTH MATS, MATTING&SCREN VEG MAT		1		154
460192 OTH MATTING&SCREEN OF BAMBOO		123		444
460199 OTH PLATING MATERIAL N.E.S		4019	408	2155
460211 BASKETWORK&OTH ARTICL OF BAMBO	52	3495	122	2029
460212 BASKETWORK&OTH ARTIC OF RATTAN		32		4
460219 BASKETWORK&OTH ART OF VEG MATE	177	2997	42	1180
481200 FILTER BLOCK, SLAB OF PAPERPULP		1991		2634
481310 CIGRETTE PAPER IN BOOKLET/TUBE		226		2472
481490 OTHER WALLPAPER & COVERINGS.	63	2248	71	2687
481620 SELF-COPY PAPER		17		
481690 OTHER COYING PAPER, C/T SIZE.	1272	6403	392	6435
481710 ENVELOPES	196	9746	1871	14925
481720 LETTER CARDS, PLAIN POSTCARDS	27	1546		233
481730 BOXES, POUCHES, PAPER STATIONERY	390	7427	1057	8801
481810 TOILET PAPER	4234	50531	3398	82651
481820 HANDKERCHIEFS, TISSUES&TOWELS	2456	78277	4494	55486
481830 TABLE CLOTHS & SERVIETTES	3012	15593	372	3269
481850 ARTICLES OF APPAREL&CLOTHING	686	2172	173	1795
481890 OTH ARTI LINEN, P&P GARMET/ASSE	753	32902	3363	63681
481910 CARTON, BOXE&CASES CORRU PAPE	28141	514224	33371	937559
481920 FOLD/CARTO/BOXE&CASE, NON-CURRU	10961	113997	16405	176808
481930 SACKS&BAGS WITH BASE 40CM/MORE	9722	34840	67	15952
481940 OTH SACKS&BAGS, INCLUDING CONES	632	77091	4804	111499
481950 OTH PACKING CONTAINERS/RE-SLEE	7	19137	3695	75685
481960 BOX FILES, LETTER TRAYS, BOX, OFF	1938	36260	3304	29757
482010 REGISTERS, LETTER PADS, DIARIES	6009	75034	7983	38689
482020 EXERCISE BOOKS	253	5536	910	17798

Contd.

10.11 Imports by Economic Categories (Detail)

(In Thousand Rupees)

ITEMS	APRIL, 2015	FROM JULY, 2014	APRIL, 2014	FROM JULY, 2013
482030 BINDERS,FOLDERS&FILE COVERS	3217	24291	2978	10543
482040 MANIFOLD BUSINESS FORMS/CARBON	431	2207	59	1736
482050 ALBUMS FOR SAMPLES/COLLECTIONS	423	4195	597	6346
482090 OTH BOOK COVER,BLOTING PAD,NES	976	18777	1573	18390
482110 P&P.BOARD LABLES PRINTED ALL=K	16066	294453	56268	458642
482190 OTH,P&P/BOARD LABLES NOT PRINT	56723	853820	188484	1395518
482210 BOBBINS, SPOOLS, CAPS , PULP.		12869	1655	15309
482290 OTHER,BOBINS,SPOOL,CAPS ETC.PA	7935	63559	5263	64363
482320 FILTER PAPER AND PAPERBOARD	3144	154350	7300	114796
482340 ROLLS,SHEETS AND DIALS,PRINTED	649	10945	238	4932
482361 TRAY,DISHES,PLATES,CUP,P&BORD				60
482369 OTH TRAY,DISH,PLATE,CUP,P&BORD	12250	100612	10336	73487
482370 MOULDED/PRESSED ARTICL P-PULP	2968	19060	3299	23085
482390 OTH,ARTICLES OF PAPER PULP,CEL	30292	236464	19714	193182
490110 PRINTED BOOKS IN SINGLE SHEETS	10131	37400	1409	19744
490191 DICTIONARIES AND ENCYCLOPAEDIA	22	22785	1917	76180
490199 OTHER,PRINTED BOOKS/BROCHURES	209751	2560630	198071	2035329
490210 NEWSPAPERS,JOURNAL 4-TIME/WEEK		2499	1383	2353
490290 OTHER NEWSPAPER,JOURNALS PERIO	4922	52936	5517	66822
490300 CHILDREN DRAWING/COLOUR BOOKS	1127	151225	579	330797
490400 MUSIC, PRINTED IN MANUSCRIPT.		1		
490510 GLOBES	8	822	52	173
490591 OTH PRNTD MATER BOOK FORM/ATLS	17	169		1
490599 OTH MAPS AND HYDROGRAPHIC/W-PA		1364	188	1747
490600 PLANS/DRAWINGS FOR ARCHITECTS	36988	293122	38272	570151
490700 BANKNOTE,CHEQUE,STAMP,BOND ETC	1247	8189728	8847814	56649525
490810 TRANSFERS ,VITRIFIABLE.	1010	6838	508	9136
490890 OTH,TRANSFERS(DECALCOMANIAS)	7578	55268	17890	101756
490900 PRINTED/ILLUSTRATED POSTCARDS	5010	42718	3818	45675
491000 CALENDAR OF ANY KIND PRINTED.	416	20132	135	19865
491110 TRADE ADVERTISING MATERIAL.	29149	215316	23922	181100
491191 PICTURES,DESIGNS&PHOTOGRAPHS	1606	11436	660	6094
500600 SILK YARN/ YARN SPUN WASTE NRS				1879
500710 FABRICS OF NOIL SILK		2042		2047
500720 OTH FAB CON>80% WT OF SILK	129754	1105768	90474	628326
511111 WOVEN FABRICS CARDED WOOL,85%		127315		44596
511119 OTH WOVEN FABRICS CARDED WOOL	1022	15290	614	22091
511120 OTH MIXED MAN-MADE FILAMENTS		79	100	397
511130 OTH MIXED MAINLY/SOLELY M-MADE	114	371		
511190 OTH WOVEN FAB CARDED WOL/HAIR	9882	62073	2953	15714
511211 WOVEN FAB.COMBED WOOL 85%/HAIR		90344		6119
511219 OTH WOVEN FAB COMBED WOOL 85%>	1473	65930	1846	8948
511220 OTH WOVEN FAB.COM.WOLL MIX.MMF		329		4295
511230 OTH WOV.FAB.COM.WOOL MIX.M/MSF	75	74419		9069
511290 OTH WOV.FAB.CARDE WOOL/FA-HAIR		11458	89	2788
520790 OTHER,COTTON YARN PUT UP SALE		6491	17	5697
520811 WOV FAB COT WT<100G/SQM UNBLEA		215	589	589
520812 WOV FAB COT WT>100G/SQM UNBLEA		18286	4365	53073
520819 OTHER WOVEN COTTON FAB UN-BLH	296	11944	54621	525187
520821 WOV FAB COT WT<100G/SQM BLEACH		3542		4631
520823 WOV FAB COT 3/4 THRD TWIL BLEC		345		
520829 OTH WOVEN FAB OF COTTON BLEACH	2747	4699	267	3906
520831 WOV FAB COT WT 100G/SQM DYED	1081	16512	6628	20766
520832 WOV FAB COT WT>100G/SQM DYED		60477		
520833 COTTON WOV FAB 3/4 THREAD DYED	474	474		
520839 OTH COTON WOV FAB<2000/SQM DYE		23287	5379	121412

Contd.

10.11 Imports by Economic Categories (Detail)

(In Thousand Rupees)

ITEMS	APRIL, 2015	FROM JULY, 2014	APRIL,2014	FROM JULY, 2013
520841 WOV FAB COT WT 100G/SQM COLOUR	231	5640	5810	8062
520842 COTON WOV FAB WT>100G/SQM COLO	15016	167125	127	40934
520843 COTTON WOV FAB 3/4 THREAD TWIL		3132		
520849 OTH WOV FAB WT 200G/SQM	1105	22502	639	12299
520851 COTON WOV FAB 100G/SQM PRINTED	104134	886986	185943	1324529
520852 COTON WOV FAB>100G/SQM PRINTED	2475	34533		2199
520859 OTH COT WOV FAB 200G/SQM PRINT	2530	26625	3847	49352
520911 WOV FAB COT WT>200G/SQM UNBLAC		86		7411
520912 COTTON WOV FAB 3-4THREAD UN-BL				267
520919 OTH COT WOV FAB>200G/SQM UNBLE		1460		1391
520921 COTTON WOV FAB BLEACH>200G/SQM	30667	157667		11235
520929 OTH COT WOV FAB BLE W>200G/SQM	112	1318	3633	5552
520931 COTTON WOV FAB DYED>200G/SQM		3451		9850
520932 COTTON WOV FAB DYED 3-4 THREAD		2609	1650	43484
520939 OTH COT WOV FAB DYED>200G/SQM	15815	99915	23937	36352
520941 COT WOV FAB>200G/SQM 85% COT		3646		
520942 COTTON WOV FAB DENIM>200G/SQM	47895	366640	92249	409008
520943 WOV FAB 3-4-THREAD TWILL>200G	13	170		25959
520949 OTH WOV FAB CONT 85% COT/YARN	7505	12849	35	375
520951 COTTON WOV FAB PRINTED>200GSQM		176		5
520952 WOV FAB 3-4-THREAD TWILL PRINT		63		12547
520959 OTH WOV FAB PRINTED>200G/SQM	895	38959	1235	56912
521011 COT W-FAB MIX MMF W200G/SQMUNB		79		14842
521019 OTH W-FAB COT MIX MF200GSQM UB		981	25196	27213
521021 W-FAB COT MIX-MMF WT 200G/SQM				15331
521029 OTH W-FAB COT 85%,MMF 200G-BL		43		316
521031 COT WOV FAB MX-MMF200G/SQM DYE		10617	106	991
521032 W-FAB3/4THR MX-MMW 200G/MW DYE		13103		10677
521039 OTH W-FAD COTMX MF W200G/SQMDY	307	8163	99626	393106
521041 W-FAB COT MX-MMF 200G/SQM		1500		6415
521049 OTH W-FAB COT MX-MMF W200G/SQM	1695	3271		11731
521051 W-FAB COT MIX,MF W200G/SQM PRI		3036		7564
521059 OTH W-FAB COT,MMF W 200G PRINT	11463	115580	1330960	5665726
521111 COT W-FAB,MX MF W>200G/SQM UNB				50510
521119 OTH W-FABCOT,MF W>200G/SQM UNB	12973	102682	428001	4865372
521120 W-FAB COT WT<85% MIX MMF-BLEA		3536		165
521131 WW-FAB COT,MMF W>200G/SQM DYED			89	16501
521132 WOV FAB 3-4THREAD MIX>200GDYED		10508	5551	28801
521139 OTH W-FAB COT,MMF W>200G DYED		10604		4329
521142 W-FAB COT DENM,MX MFW>200G/SQM	27969	159423	31923	207397
521149 OTH W-FB COT CLO YRN MMF>200G		3423	499	6596
521152 WOV FAB 3-4THRD MMF-W>200GPRNT				4307
521159 OTH W-FAB COT,MF,W>200G/SQM PR	1163	7382	74797	172203
521211 OTH COT W-FAB UN-BL W 200G/SQM		83	33	4052
521213 OTH COT W-FAB DYED W 200G/SQM	3135	9113	2146	9169
521215 OTH W-FAB COT PRNTD W 200G/SQM				1823
521222 OTH COT WOV FAB BLEAC>200G/SQM		6095		
521223 OTH COT WOV FAB DYED>200G/SQM		15286		11567
530890 OTH, YARN OF OTH VEG TEX FIBRE		14		59
530911 UN-BLE/BLE FAB CON>85%WT FLX		2192		
530919 OTH WOV FAB OF FLAX 85%OR MORE		25104		32583
530929 OTH WOV FAB OF FLAX<85% BY WT		2987	2384	5483
531090 WOV FAB OF JUTE OR OTH TEX FIB			263	2384
540600 M-MADE FILAMENT YARN RETAIL-SL		85		
540710 WOV FAB HI-TENACI YRN NYLON PO	528	130799	8183	170122
540720 WOV FAB OBTAIN FROM STRIP,LIKE	26998	226557	20949	225137

Contd.

10.11 Imports by Economic Categories (Detail)

(In Thousand Rupees)

ITEMS	APRIL, 2015	FROM JULY, 2014	APRIL, 2014	FROM JULY, 2013
540730 FAB PARALLEL SYNTH FILAMENT				32230
540741 FAB 85% OR MORE NYLON FILMENT	113	12787	81	52519
540742 OTH FAB 85% OR MORE DYED	116829	1005606	156171	1428854
540743 OTH W.FAB NYL FLAMT WT>85% DYE		28320	13875	35132
540744 OTH W.FAB FILA DIF COL NYL>85%	6854	61159		11005
540751 OTH W.FAB TEXTURED POLY U-BLEA	75306	1113183	85526	763419
540752 OTH W.FAB TEXTUR POLY DYED 85%	286123	5104479	553449	3781704
540753 OTH W.FAB DIF COL TEXTUR POLYS		11142		898
540754 OTH FAB TEXT POLY FIL PRINTED	14159	188445	17695	152805
540761 OTH FAB, NON-TEXT POLY FILAMENT	60350	845160	75289	362631
540769 OTH FAB POLY FIL TEXTILE MAT	4962	179331	11370	161667
540771 OTH WOV FAB SYNTH FIL BL/UN-BL		7757	76	10417
540772 OTH WOV FAB SYNTH FIL DYED 85%		10009	216	7843
540773 OTH W.FAB DIF COL SYN FILA PRI		6359		
540774 OTH WOV FAB SYNTH FIL PRINTED		2205		120
540781 OTH W.FAB SYN MIX COT BL/UN-BE	77	1716		
540782 OTH WOV FAB MIXED COTTON DYED	4215	51087	421	12755
540783 OTH FAB SYN TEXMAT COLOR DYED		242		5462
540784 OTH FAB SYN TEX SQM MATERUAK	10791	97200	9233	49639
540791 OTH WOV FAB SYN F/L BL/UN-BL		834	63	63
540792 OTH WOV FAB SYN F/L NS DYED		16043		13112
540793 OTH WOV FAB SYN F/L NES COLOUR		21296		7483
540794 OTH WOV FAB SYN FIL NES PRINT	414	92821	14651	45484
540810 W.FAB HIGH TENCITY YRN VIS,RAY		38893	2771	2971
540821 OTH WOV FAB ART. FIL BL/UN-BL	3732	17215	104	3822
540822 OTH WOV FAB ART. FIL DYED		3117	300	477
540823 OTH WOV FAB DIFFERENT COLOUR		5108		13037
540824 OTH WOV FAB ART. FIL PRINTED				508
540831 OTH WOV FAB ART. FIL BL/UN-BL	190	190		
540832 OTH WOV FAB ART. FIL YARN DYED		632	326	326
540833 OTH WOV FAB ART. FIL YARN COLOR				656
551130 YARN ART STAPLE FIB FOR R/SALE	336	336		137
551211 WOV FAB OF SYN STAPLE FIBRE	113	34622		8854
551219 OTH WOV FAB OF SYN STAPLE FIB	201	129135	11266	139840
551229 O/W-FEB ACR STA FIB>85%WT ACRY		5184	319	3006
551291 WOV FAB SYN STAP FIB BL/UN-BL		452		
551299 FAB WOV SYN FIB>85%BY WT SYNTH		1607		3483
551311 W.FAB SYN STA FIB MX COT 170G	6934	40210		56579
551312 W.FAB SYN STA FIB MX COT314THR			702	823
551321 W-FAB SYN STA FIB MX COT DYED		33397	182	30620
551323 POLYS,COT,STAP FIB<170G DYED		156	84	8285
551329 OTH FAB SYN STAP FINRE DYED	27	2612		64131
551331 WOV FAB SYN STAP FIB COLOUR YR		22725	798	28004
551339 OTH WOV FAB STAP FIB<170G/SQM		1917	126	2775
551341 WOV FAB POLY STAP FIB PRINTED		1062		69
551349 O/W-FAB SYN STAP FIB MIX COTON		2234	303	6878
551412 W.FAB POLY STA FIB3-4 THRD>170				3331
551421 W-F POLY STAP FIB<85% DYED	17	5838	569	15803
551422 W-F POLY STAP FIB 3/4THRD DYED	1132	10726		34454
551423 OTH FAB POLY FIB MIX COT DYED		886		8934
551429 OTH FAB<85% MIX COT SYN FIB		10365		2546
551430 WOV FAB SYN YARN DIFF COLO DYE		1813	69	2295
551441 W-F SYN FIB<85% MIX COT PRINT	736	3300		2341
551442 W-F POL FIB MIX COT 3-4T PRINT			46159	795120
551443 O/W-FAB POL FIB MIX COT PRINT		2417		474
551449 O/W-FAB SYN MIX COT>170G PRINT	276	13422	250	13563

Contd.

10.11 Imports by Economic Categories (Detail)

(In Thousand Rupees)

ITEMS	APRIL, 2015	FROM JULY, 2014	APRIL, 2014	FROM JULY, 2013
551511 O/W.FAB POLYS FIB MX VISCO RAY		49037	80	81751
551512 O/W.FAB POLY FIB MIX M-MAD FIB		231		54
551513 O/W FAB POLY FIB MIX WOL/F-HAI	37720	232508		56859
551519 O/W FAB POLY STAP FIB MIX O/FI		7110	1224	7961
551521 O/W FAB ARCYL FIB MIXED O/FIB		1370	763	23379
551522 O/W FAB ARCYL FIB MIX WOOL		4359		1587
551529 O/W FAB ARCYLIC FIB MIX OT/FIB	7404	106540	8915	87156
551591 O/W FAB SYN FIB M-MAN-MADE FIL		52		
551599 O/W FAB SYN MIX OTH FIBRE N.S		10	577	947
551611 W-FAB ARTI FIB 85%>BL/UN-BLEA	13066	59753		895
551612 W-FAB ARTI >85% BY WEIGH,DEYED	103100	3588329		28036
551614 W-FAB ARTI FIB>85% WT PRINTED	19344	2419287		34283
551621 W-FAB ART FIB<85%WT MM.FILAM		12906		62
551622 W-FAB ART FIB<85% WT MM-F DYED		307		21
551623 W-FAB ART FIB<85%WT D-COL,MM-F		14435		
551624 W-FAB ART FIB<85%WT MM-F PRINT		4439		5936
551632 W-FAB ART FIB<85%WT,WOL/HAI DY	6970	9245	744	1909
551634 W-FAB ART FIB<85% WT,WOL/HA PR		409		
551641 W-FAB ART FIB<85%WT COT UNBL/B				2890
551642 W-FAB ART FIB<85%WT MX COT DYE		120		123
551644 W-FAB ART FIB<85% WT MIC PRINT	382	740		68
551692 W-FAB ART FIB<85%WT MIX O/F DY	91	9194		1120
551693 W-FAB ART FIB<85%WT D-COL,O/FI	149	4429		
560130 TEXTILE FLOCK,DUST & MILL NEPS	465	56996	2031	46869
560210 NEEDLELOOM FELT STICH-BOND FIB	4220	108230	5935	67469
560221 FELTS OF WOOL/HAIR,NOT COATED		1104	16	506
560229 FELTS OTH TEXT MATE, NOT COATD		344	202	1649
560500 METALLISED YARN,TEXTILE YARN	160260	1835185	129023	1032790
560900 ARTICLES OF YARN,STRIP ROPE	1432	27150	357	3841
570110 CARPT/OTH TEX FLOR COVER KNOTD	24988	190369	36413	187921
570190 CARPETS,KNOT OF OTH TEX MATERL		2246	4	773
570210 KECEM,SCHUMACKS,KARAMAE.ETC.	3425	11062	766	6675
570231 CARPETS F/COV.PILE CONS,M/MADE				2252
570232 CARPET F/COV.P/LONS NOT TEXMAT	622	1712	313	1096
570239 CARPETS ECT.AOT.MADE O/TEX MAT		230	66	1335
570241 CARPET ETC.P/CONS.WOOL WOV.M/M		39726	68	5008
570242 CARPETS OTH.P/CONS.M/M/TEXT.	26014	216789	26837	162722
570249 CARPETS ETC.MADE OTH.TEX MATEL		1195		
570299 OTH CARPETS ETC.MADE O/TEX/MAT		392	110	222
570310 CARPET ETC WOOL/FINE ANIM HAIR		54		29
570320 CARPETS/TUFTED OF NYLON/POLYA	15521	135044	11922	146867
570330 CARPETS ETC.TUFT MAN/M TEX MAT	28848	354630	29009	261215
570390 CARPET/TUFT CARS/VEH O-TEX MAT	1708	5463	599	3828
570410 TILES, < 0.3 SQM AREA.	3928	10789	1463	6281
570490 OTH CARPETS ETC.FELT N/TUFTED	67373	518712	63336	540307
570500 OTH CARPETS&OTH FLOOR COVERING		10317	18	8176
580110 WOV.PILE FAB.CHENILLE FAB.WOOL				65
580122 CUT CORDUROY, OF COTTON		16396	5309	33769
580123 OTH WEFT PILE FAB.OF COTTON.				395
580126 CHENILLE FABRICS, OF COTTON		8170		17930
580127 WARP PILE FABRICS OF COTTON		2449		1994
580131 UNCUT WEFT PILE FAB.M-MADE FIB				
580132 CUT CORDUROY, MAN-MADE FIBRES.		1205		
580133 OTH WEFT PILE FAB.M/MADE FIBRE		54		
580136 CHENILLE FAB. MAN-MADE FIBRES.		10303		42692
580137 WARP PILE FABRICS OF COTTON		8854	43	9613

Contd.

10.11 Imports by Economic Categories (Detail)

(In Thousand Rupees)

ITEMS	APRIL, 2015	FROM JULY, 2014	APRIL, 2014	FROM JULY, 2013
580190 OTH PILE&CHENILLE FAB.TEX.MAT	1636	275063	4009	79659
580211 TERRY TOWEL&S/WOVEN TEYFAB.UBL		4		55
580219 OTH TERRY TOWEL/FABRICS,OF COT	131	3676	129	722
580220 TERRY TOWEL/FABRICS, TEX.MAT	138	9356	1	18592
580230 OTH TUFTED TEXTILE FABRIC		71	253	423
580410 TULLES AND OTHER NET FABRICS		11742	271	7848
580421 LACE MACHINE MADE,M-MADE FIBRE	2287	53708	6646	15257
580429 OTH,LACE MACHINE MADE,OTH MAT.	25195	189059	17286	75518
580430 LACE HAND MADE	50	10795	3164	15946
580610 WOV.PILE FAB.& CHENILLE FABRIC		1795	71	6059
580620 OTH WOV. FAB. ELASTOMERIC YARN	7719	241624	41004	356551
580631 OTH NARROW WOV FAB, OF COTTON.	158	1819	1647	8975
580632 OTH NARROW WOV FAB,M/MADE FIB.	27015	394701	25340	320216
580639 OTH,NARROW WOV.FAB,TEX.MAT	1220	116573	42606	324057
580640 OTH FABRICS,WARP W/OUT WEFTASM			2036	20591
580710 LABEL,BADGES ETC.TEXTMAT,N/EMB	71427	828344	135761	974216
580790 OTH,LABELS,BADGES&ART.TEX/MAT	39941	714798	158128	1397236
580810 BRAIDS IN THE PIECE		7	3	2163
580890 OTH,ORNAMENTAL TRIM,TASSEL ETC	3797	49122	4986	48139
580900 WOV FAB.OF METAL TAREAD/YARN.		217	158	189
581010 EMBROIDERY W/OUT VISIBLE GROND		65	190	258
581091 OTHER EMBROIDERY,OF COTTON	898	1821		2161
581092 OTH EMBROIDERY,M-MADE FIBRES	11058	12308		276
590190 OTH TRACING CLOTH,BUCKRAM ETC.	37576	383397	26138	226329
590210 TYRE CORD FAB HIT.YARN NYLPLMD	133658	1205187	134980	1277601
590220 TYRE CORD FAB H/T YARN POLYSTR	24074	227318	28241	230890
590390 OTH,TEX FAB IMP,LAM, PLASTIC.	72533	699707	99224	588044
590410 LINOLEUM		1287		
590800 TEX WICKS,WOVEN,LAMP,LIGHTERS	103	1181		2861
590900 TEX HOUSE PIPING/TEX TUBING.	3104	72246	7452	50824
591190 OTH, TEX PRODUCTS/ ARTICLES,	14280	227818	30148	234880
600110 LONG PILE, FABRICS	38	24283	24344	61890
600121 LOOPED PILE FABRICS,COTTON		635	108	966
600122 LOOPED PILE FAB,MAN-MADE FIBRE	2312	32278	3936	21954
600129 LOOPED PILE FAB,OTH TEX MAT.	3881	44737	33319	210633
600191 OTH PILE FAB,KNIT/CROCH,OF COT		8135		506
600192 OTH PILE FAB,KNIT/CROCH,M-MADE	203210	4086996	126123	2130637
600199 OTH PILE FAB,KNIT/CROCH,O/TXTM	926	78086	403	19668
600240 KNIT CROCH FAB<30CM,ELASTOME5%		1207	303	6404
600290 OTH,KNIT/CROC FAB<30CM,ELAST5%	918	16423	3261	12494
600310 KNIT/CRO FAB WOL/HAIR WD!>30CM		12		117
600330 KNIT/CRO SYN-FIBRE WD !>30CM		3382		
600340 KNIT/CRO ART-FIBRE WD !>30CM				86
600390 OTH KNIT/CRO FAB WD !>30CM		2507	311	3555
600410 KNIT/CRO FAB WD>30CM ELASTYR5%	11768	97760	14521	96616
600490 OTH KNIT/CRO FAB WD>30CM ELAST	5534	41477	5951	23654
600522 WRAP KNIT FAB OF COTTON DYED		2130	865	7744
600523 WRAP KNIT FAB OF DIFFCLUR YRN				731
600531 WRAP KNIT FAB SYN.FIB UNBL/BLE	16397	34813	5932	128609
600532 WRAP KNIT FAB SYN.FIBRE DYED	63250	693870	50276	284844
600533 WRAP KNIT FAB SYN.FIB DIF COLO		5375	1093	13625
600534 WRAP KNIT FAB SYN.FIB PRINTED		24745		
600542 WRAP KNIT FAB ART FIB DYED		3692	351	9617
600590 WRAP KNIT FAB O/TH H-6001-6004	3098	59566	6155	17286
600610 OTH KNIT/CRO FAB OF WOOL/HAIR		94		
600621 OTH KNIT/CRO FAB COT UNBLE/BLE				1138

Contd.

10.11 Imports by Economic Categories (Detail)

(In Thousand Rupees)

ITEMS	APRIL, 2015	FROM JULY, 2014	APRIL, 2014	FROM JULY, 2013
600622 OTH KNIT/CRO FAB COTTON DYED		60	1232	1992
600623 OTH KNIT/CRO FAB COTON COLOR		11840		
600624 OTH KNIT/CRO FAB COTON PRINTED		733	92	152
600631 OTH KNIT/CRO FAB SYN.FIB UNB/B		2107		
600632 OTH KNIT/CRO FAB SYN.FIB DYED	57781	1123871	196066	1053922
600633 OTH KNIT/CRO FAB SYN.FIB COLOR		10532	821	5856
600634 OTH KNIT/CRO FAB SYN.FIB PRINT	92	25873	6811	62725
600642 OTH KNIT/CRO FAB ART FIB DYED	157	254		6738
600644 OTH KNIT/CRO FAB ART FIB PRINT		39		3234
600690 OTH KNITTED CROACHED FABRICS	7623	196906	9695	200475
610120 MEN/BOYS OVERCOAT/SIM ARTICLE		4852	20	274
610130 MEN/BOYS WIND JACKET/SIM ART.		510	18	1297
610190 OVERCOAT ETC.MEN OTH TEX KNIT.	1893	37222	878	20514
610210 APPAREL/CLOTH/ACCESSORIES,WOOL		642		44
610220 APPAREL/CLOTH ACCES,OF COTTON,		75		144
610230 APPAREL/CLOTH ACCES,M-MADE FIB		94		
610290 APPAREL/CLOTH OF TEX MATEL,	61	3775	225	3629
610310 SUITS MEN'S/ BOYS KNITTED/CROC	620	15174	215	18710
610322 MEN/BOYS,ENSEMBLE,COTTON,KN/CR		394		1265
610323 MEN/BOYS,ENSEMBLE SYN/FIB,KNIT		567		
610329 MEN/BOYS,ENSEMBLE OTH TEX MAT,		6494	236	1478
610331 JACKET/BLAZER MEN/BOY,WOOL F/H		99		
610332 JACKET/BLAZER MEN/BOY COT/KNIT		2381		577
610333 JACKET/BLAZER MEN/BOYS SYN FIB		390	9	4240
610339 JACKET/BLAZER MEN/BOYS OTH TEX		18113	9	8098
610342 TROUSERS,ETC.MEN/BOYS COT/KNIT	89	1687	7	1942
610343 TROUSERS, ETC.MEN/BOYS SYN FIB		671		37
610349 TROUSERS,ETC.MEN/BOYS TEX MAT	1357	6828	214	6005
610413 WOMEN/GIRLS,SUITS SYN FIBLE.		8		
610419 WOMEN/GIRLS,SUITS OTH TEX MAT		683		4290
610422 WOMEN/GIRLS,ENSUMBLE,COTT/KNIT		101	8	188
610423 ENSEMBLES W/GRIL SYN KNIT/CROC		25940		259
610429 WOMEN/GIRLS ENSEMBLE,TEX MAT	67	1027		46
610431 JACKETS/BLAZER W/GIRL WOL K/CR			313	313
610432 JACKET/BLAZER W/GIRL COT KN/CR	59	1489		1476
610433 JACKE/BLAZER W/GIRL SYN KN/CR		4324		105
610439 JACKE/BLAZ W/GIRL OTH TEX K/CR	352	9373		2279
610442 DRESSES W/GIRL COTTON KNIT/CRO	87	819		3648
610443 DRESSES W/GIRL SYN FIB KNIT/CR		38		
610444 DRESSES W/GIRL ARTFIB KNIT/CR				143
610449 DRES W/GIRL OTH TEX MAT KNT/CR		13		742
610451 SKIRTS/D-S W/GIRL WOOL/HAIR KN				38
610452 SKIRTS/D-S W/GIRL COT KNIT/CRO		742		124
610453 SKIRTS/D-S W/GIRL SYN KNIT/CRO		581	3	123
610459 SKIRTS/D-S W/GIRL OTH TEX K/CR		485		183
610462 TROUSERS ETC OF COTTON KNI/CRO	271	1019	13	2448
610463 TROUSE ETC OF SYN FIB KNITED	58	2232		175
610469 TROUSERS ETC OF OTH TEX MAT KN	50	4932	2563	6223
610510 MEN/BOYS SHIRTS COTTON KNI/CRO	3262	28458	2108	38974
610520 MEN/BOYS SHIRTS M-MADE FIB K/CR	79	13212	1044	8044
610590 MEN/BOYS SHIRTS O/TEXTILE K/CR	8725	169033	22233	137675
610610 W/GIRL SHIR/BLOUSES COT KN/CRO	1057	17019	956	19547
610620 W/GIRL SHIR/BLO M/MADE FIB K/C		2447		7955
610690 W/GIRL SHIR/BLOU OTH TEXMATK/C	479	5901	430	10404
610711 UNDERPANTS ETC M/BOY COT KN/CR	107	11250	258	11944
610712 UNDERPANT ETC M/BOYS M/MAD FIB		399		129

Contd.

10.11 Imports by Economic Categories (Detail)

(In Thousand Rupees)

ITEMS	APRIL, 2015	FROM JULY, 2014	APRIL, 2014	FROM JULY, 2013
610719 UNDERPANT ETC M/BOYS OTH T/MAT	545	1998		2949
610721 NIGHTSHIRTS&PYJAMAS OF COTTON	341	2577	159	8464
610722 NIGHTSHIRTS&PYJAMAS M/MADE FIB	69	236		697
610729 NIGHTSHIRT/PYJAMAS OTH TEX MAT		1618		911
610791 BATHROBES ETC OF COTTON M/BOYS		98		158
610799 BATHROBE ETC OF OTH TEX KN/CRO		361	16	372
610811 WO/GIRL SLIP,PETTICOAT KNIT/CR		2239	503	1943
610819 SLIP PETTICOAT OTH TEX MATERIA		25		1546
610821 W/GIRL BRIE/PANTIES COT KN/CR	129	5556	658	2625
610822 W/GIRL BRIEF/PANTIES M/MAD FIB	137	2798	29	1357
610829 W/GIRL BRIEF/PANTIES OTH T/MAT		774	565	1557
610831 W/GIRL N-DRES/PAJAMA COT KN/CR	182	3404		2507
610832 W/GIRL N-DRESS/PAYJAMS M/M FIB	121	174		43
610839 W/GIRL N-DRESS/PAJAMAS TEX MAT	127	7549	140	1436
610891 BATHROBE W/GRL COTTON KNIT/CRO		2329		195
610892 BATHROBE W/GRL MAN-MADE KN/CRO		2226	327	329
610899 BATHROBE W/GRL OTH TEX KN/CRO		1619	488	707
610910 T-SHIRT,SINGLETS,VEST COT K/CR	11196	317730	20807	161910
610990 T/SHIRT,OTH TXT KN/CR	15089	221860	17128	215786
611011 JERSEY,PULOVER,CARDIGAN,WOLLEN	51	23592	121	10900
611012 JERSEY,ETC. WOOL, KASHMIR GOAT		3		
611019 OTH JERSEY PULOVER ETC.WOOLEN		2166	115	6593
611020 JERSEY, PULOVER ETC.OF COT K/C	163	38229	859	37525
611030 JERSEY, PULOVER M/MADE FIB K/C		117032	276	187933
611090 JERSEY,ETC. OTH TEXT. MATERIAL	8266	238442	12384	210035
611120 BABY GARMENT OF COTTON KNIT/CR	7159	76412	5434	58889
611130 BABY GARMENT OF SYN FIB KN/CR	2112	24270	2991	38578
611190 BABY GARMENT OF OTH TEX KN/CR	43705	484029	29551	391483
611211 TRACK SUITS COTTON KNIT/CROCH		96		18
611212 TRACK SUITS SYB FIB KNIT/CROCH		514		585
611219 TRACK SUITS OTH TEX MAT KN/CR		1470	60	1449
611231 MEN/BOYS SWIMWEAR SYN FIB K/CR			40	378
611239 MEN/BOYS SWIMWEAR OTH TEX K/CR	273	2841	584	612
611241 WOM/GIRL SWIMWEAR SYN FIB K/CR		980	42	536
611249 WOM/GIRL SWIMWEAR OTH TEX K/CR		53	387	665
611300 GARMENT MADE UP KNIT/CROCH FAB	36	459	13	957
611420 OTH GARMENT COTTON KNIT/CROCH	377	1967	194	4523
611430 OTH GARMENT MAN-MADE FIB KN/CR		626		1655
611490 OTH GARMENT,OTH TEX MAT KN/CRO	5318	55226	4902	40851
611510 GRADUATE COMPRESS HOSIERY	4097	166045	1689	74926
611521 OTHER PANTY HOSE AND TIGHTS		1447	53	7489
611522 O-PANTY HOSE&TIGHTS S-FIB>67DX				39
611529 O-PANTY HOSE OTH-TEXTILE MATE	119	21747	1187	16146
611530 OTH-W-MEN FULL/KNEE LENG HOSIE	271	40046	3589	31666
611594 OTH HOSIERY WOOL/FINE ANI HAIR				1875
611595 OTH HOSIERY OF COTTON	635	6837	214	26581
611596 OTH HOSIERY OF SYNTHETIC FIBRE		654		570
611599 OTH HOSIERY OF OTH TEX MATERIL	337	6730	574	7404
611610 GLOV,MITTEN,ETC PCAS/RUBER K/C	436	5615	10044	75081
611691 GLOVE,MITTN,MIT KN/CR WOL/HAIR		11		98
611692 GLOVE,MITTENS ETC KN/CROC COTT	31	2040	70	806
611693 GLOVE,MITTENS ETC KNIT SYN FIB	217	2956	19125	291079
611699 GLOVE,MITTENS ETC KNIT TEX MAT	418	9376	7379	44263
611710 SHAWL,SCARVE,MUFFLER,VEILS ETC	603	56780	3755	42239
611780 OTH MADE UP CLOTHING ACCESRIES	58	6864	1309	6923
611790 PARTS OF GARMENT OR CLOTH ACSS		2910	1002	13594

Contd.

10.11 Imports by Economic Categories (Detail)

(In Thousand Rupees)

ITEMS	APRIL, 2015	FROM JULY, 2014	APRIL, 2014	FROM JULY, 2013
620111 MEN/BOYS OVERCOAT WOOL NOTKNIT		493		559
620112 MEN/BOYS OVERCOAT COT NOT KN/C		1012	21	1516
620113 OVERCOAT MAN-MADE FIB NOT KNIT	71	170		552
620119 OVERCOAT SIM ART OTH TEX MATER	724	61382	2568	41314
620191 OTH OUTER GARMENT WOOL MEN/BOY		1150		30
620192 OTH OUTER GARMENT COT MEN/BOYS		4138		4803
620193 OTH OUTER GAR M/MADE FIB M/BOY		13243	278	32181
620199 OTH OUTER GAR OTH TEX MAT M/BY		8459	1161	8367
620212 OVERCOAT ETC W/GRL COT N/KNIT		3512	13	589
620213 OVERCOAT ETC W/GRL M/MAD N/KNIT		7704		1191
620219 OVERCOAT ETC W/GRL O/TEX N/KNIT		17085		2589
620291 SKI/JACKET W/GRL WOOL NOT KNIT				47
620292 SKI/JACKET W/GRL COT NOT KNIT		953		630
620293 SKI/JACKET W/GRL M/MADE N/KNIT		1103		796
620299 SKI/JACKET W/GRL TEX MAT N/KNIT	35	6149	202	4167
620311 SUIT MEN/BOYS OF WOOD NOT KNIT		10024	185	2726
620312 SUIT MEN/BOYS SYN FIB NOT KNIT	124	776		26
620319 SUIT MEN/BOYS TEX MAT NOT KNIT	1834	81423	3897	114064
620322 ENSEMBLE MEN/BOY COT NOT KNIT	34	7552	1176	11247
620323 ENSEMBLE MEN/BOY SYN FIB N/KNIT		937		424
620329 ENSEMBLE MEN/BOY OTH TEX N/KNIT	550	12342	637	14668
620331 JACKET ETC MEN/BOY WOOL N/KNIT		2518		
620332 JACKET ETC MEN/BOY COT N/KNIT	70	3297		3993
620333 JACKET ETC MEN/BOY SYN FIB N/K	362	6425	29	7351
620339 JACKET ETC MEN/BOY OTH TEX N/K	3279	259067	344	135646
620341 TROUSER, BIB, BRES ETC WOL M/BOY	2222	17471	4243	31798
620342 OTH TROU BIB M/BOY COTT N/KNIT	8272	64750	6008	96948
620343 OTH TROU BIB M/BOY SYN N/KNIT	638	10247	2758	9417
620349 OTH TROU BIB M/BOY TEXT N/KNIT	15343	292570	48689	328528
620411 SUIT WOMEN/GRL OF WOOL N/KNIT		8	15	19
620412 SUIT WOMEN/GRL OF COT N/KNIT		945	133	673
620413 SUIT WOMEN/GRL OF SYN N/K		49		
620419 SUIT WOMEN/GRL OF TEX MAT N/K	238	5799	555	3279
620422 ENSEMBLE WOMEN OF COT N/KNIT	22	66		
620429 ENSEMBLE WOMEN OF TEX FIB N/K		385		365
620431 JACKET W/GRL OF WOOL NOT/KNIT				13
620432 JACKET W/GRL OF COT N/KNIT		1422		562
620433 JACKET W/GRL OF SYN FIB N/KNIT		14893	147	35332
620439 JACKET W/GRL OF TEX MAT N/KNIT	50	5412	206	10797
620442 DRESSES W/GRL COTTON NOT KNIT	1836	24970	3568	18991
620443 DRESSES W/GRL SYN FIB NOT KNIT	268	418		5379
620444 DRESSES W/GRL ART FIB NOT KNIT		14633		633
620449 DRESSES W/GRL TEX FIB NOT KNIT	82	82565	20	3122
620452 SKIRTS W/GRL COTTON NOT KNIT	30	1373	373	2684
620453 SKIRTS W/GRL SYN FIB NOT KNIT		6255		131
620459 SKIRTS W/GRL TEX FIB NOT/KN/CR	48	314		464
620461 TROUSER W/GRL WOOL NOT KNIT/CR				604
620462 TROUSER W/GRL COTTON NOT KNIT	1254	32448	5378	25642
620463 TROUSER W/GRL SYN FIB NOT KNIT	35	60		207
620469 TROUSER W/GRL TEX MAT NOT KNIT	2030	24957	1663	19887
620520 SHIRTS MEN/BOYS OF COT N/KNIT	5041	67978	3132	43684
620530 SHIRTS MEN/BOYS OF M/MAD N/KNIT		3660	1081	8082
620590 SHIRTS MEN/BOYS OF TEX MAT N/K	1663	36928	1816	33705
620610 BLOUSES W/GRL SILK NOT KNITTED			10	298
620620 BLOUSES W/GRL WOOL NOT KNITTED				68
620630 BLOUSES W/GRL COT NOT KNITTED	1495	13830	1962	12508

Contd.

10.11 Imports by Economic Categories (Detail)

(In Thousand Rupees)

ITEMS	APRIL, 2015	FROM JULY, 2014	APRIL, 2014	FROM JULY, 2013
620640 BLOUSES W/GRL M/MADE NOT KNIT	89	7559	18	2299
620690 BLOUSES W/GRL TEX MAT NOT KNIT	1201	13818	1001	7996
620711 UNEDERPANT ETC MEN/BOY COTTON	480	3589	522	6673
620719 UNDERPANTS ETC MEN TEX MAT NK		2527	89	3829
620721 NIGHTSHIRT/PYJAMA MEN COT N/K	83	334	114	526
620729 NIGHTSHIRT/PYJAMA MEN T/MAT NK	234	13496	1085	20394
620791 BATHROB ETC MEN COTTON N/KNIT		12		49
620799 BATHROB ETC MEN TEX MAT N/KNIT	124	4600	187	2298
620811 SLIPS/PETTICOAT W/GRL COT N/NK				19
620819 SLIPS/PETTICOAT W/GRL T/MAT NK	145	749		870
620821 NIGHTDRESS/PYJAMA WOMEN COT NK		2917		
620822 NIGHTDRESS/PYJAMA WOMEN M/M NK	78	1120	120	745
620829 NIGHTDRESS/PYJAMA WOMEN T/M NK	821	22587	1313	9966
620891 BATHROB ETC W/GRL COTTON N/NK	226	1004	264	781
620892 BATHROB ETC W/GRL M/MAD FIB NK		1911		146
620899 BATHROB ETC W/GRL TEX MAT N/NK	167	6456	90	5561
620920 BABIES GARMENT ETC COT N/KNIT	1561	15673	161	7127
620930 BABIE GAR&CLOTH SYN FIB N/KNIT	157	895	14	684
620990 BABIE GAR&CLOTH TEX MAT N/KNIT	38561	468193	79321	411455
621010 GAR MADE UP FAB H-56.02/56.03	810	7679	52	4068
621020 OTH GAR MEN/BOY H-6201-11,19		304		2495
621040 OTH MEN/BOYS MADE UP FAB		1937	1080	2721
621050 OTH MEN WOMEN/GIRL FAB N/KNIT	516	2607		2601
621111 SWIMWEAR MEN/BOYS NOT KNITTED		1157		787
621112 SWIMWEAR WOM/GIRL NOT KNITTED				779
621120 SKI SUITS NOT KNIT/CROCHETED		97		47
621132 OTH GAR MEN/BOYS OF COTTON		1720	241	4751
621133 OTH GAR MEN/BOYS OF M/MADE FIB	653	3722	528	3414
621139 OTH GAR MEN/BOYS OF TEX MATERI	1542	6477	1859	70731
621142 OTH GAR WOM/GIRL OF COTTON		2504	58	227
621143 OTH GAR WOM/GIRL OF M/MADE FIB		1218		2155
621149 OTH GAR WOM/GIRL OF TEX MATERI	1438	7360	706	2944
621210 BRASSIERES	39186	441373	25117	193040
621220 GIRDLES AND PANTY-GIRDLES	629	12376	1921	9291
621290 BRACES,SUSPENDERS,GARTER&PARTS	2196	28439	9539	43146
621320 HANDKERCHIEFS OF COTTON	2124	22429	2765	12603
621390 HANDKERCHIEFS OF OTH TEX MAT	2691	47645	6620	17820
621410 SHAWLS,SCARVES ETC & LIKE SILK		1590		42
621420 SHAWLS,SCARVES ETC & LIKE WOOL		14838		1642
621430 SHAWL,SCARVE ETC&LIKE SYN FIB	48	14188		11045
621440 SHAWL,SCARVE ETC&LIKE ART MAT		11240		8960
621490 SHAWLS OF OTH TEX MATERIALS	4780	128772	7372	56933
621510 TIES,BOW TIES&CRAVATS OF SILK	705	3946	2306	10365
621520 TIES,BOW TIES&CRAVATS M/M FIB	305	2186	104	2650
621590 TIES,BOW TIES&CRAVATS TEX MAT	560	9210	658	8112
621600 GLOVES, MITTENS AND MITTS.	1907	77634	733	31147
621710 MADE UP CLOTHING ACCESSORIES	2884	82134	15448	128639
630110 ELECTRIC BLANKETS		276	49	2930
630120 BLANKET/TRAVEL RUGS OF WOOL/H		6404		2581
630130 BLANKET/TRAVEL RUGS OF COTTON		313	202	1859
630140 BLANKET/TRAVEL RUGS OF SYN FIB	116304	2646522	89943	2129307
630190 BLANKET/TRAVEL RUGS OF TEX MAT	421	98834	4909	108608
630210 BED LINEN,KNITTED/CROCHETED	4903	81317	10520	76249
630221 OTH BED LINEN,PRINTED,N/KNIT		7017	3925	9345
630222 OTH BED LINEN,PRINTED M/MADE		1331	45	621
630229 OTH BED LINEN,PRINTED MILL-MAD	14	1745	1091	1407

Contd.

10.11 Imports by Economic Categories (Detail)

(In Thousand Rupees)

ITEMS	APRIL, 2015	FROM JULY, 2014	APRIL, 2014	FROM JULY, 2013
630231 OTH BED LINEN COTTON N/KNIT/CR		13685	2242	7927
630232 OTH BED LINEN OF MAN-MADE FIB		531		157
630239 BED LINEN OTH TEX MAT NOT KNIT	2025	28890	9814	79614
630240 TABLE LINEN KNITTED/CROCHETED		305		240
630251 TABLE LINEN OF COTTON KNITTED		491		1654
630253 TABLE LINEN OF MAN-MADE FIBRES				107
630259 TABLE LINEN OF OTH TEX MATERIA		58	711	827
630260 TOILET & KITCHEN LINEN COTTON	152	7764	406	5676
630291 OTH TOILET/KITCHEN LINEN COTTN	23	1148	165	355
630293 TOILET/KITCHEN LINEN M/MAD FIB		79		485
630299 TOILET/KITCHEN LINEN TEX MAT	351	6476	74	898
630312 CURTAINS/BLINDS/VALANCE SYN FIB		565516	77	7886
630319 CURTAINS/BLINDS/VALANCE TEXMAT		980	67	1456
630391 OTH CURTAN,BLIND,VALANC OF COT		176		2639
630392 OTH CURTAINS/VALANCE OF SYN FIB	6929	42672	2332	26078
630399 OTH CURTAINS/VALANCE OF TEXMAT	634	4679	421	3990
630411 BED-SPREADS KNITTED/CROCHETED		3599	1221	4549
630419 BED-SPREADS, OTHERS		7100	63032	68458
630491 OTH FURNISHING ARTICLES KNITED	1665	21193	4091	24464
630492 OTH FURNISHING ARTICLE COT KNT		50		23
630493 OTH FURNISHING ARTICLE SYN FIB	791	1998	202	1716
630499 OTH FURNISHING ARTICLES TEXMAT		244	324	14880
630510 SACK/BAGS OF JUTE OTH TEX FIB	29550	120248		6324
630520 SACKS AND BAGS OF COTTON		726		166
630532 SACK/BAGS MAN-MADE TEX MATERIL	3090	55954	51957	337648
630533 SACK/BAGS OF POLYETHYLENE/PROP	4078	135244	16381	155719
630539 OTH SACK/BAGS MAN-MADE TEX MAT	12601	258521	19675	180536
630590 SACKS/BAGS OTH TEX MATERIAL	63	22980	1002	19068
630612 TARPULINS,AWNINGS ETC SYN FIB	2327	126288	3639	131214
630619 TARPULINS,AWNINGS OF TEX MAT	22	3437	468	4453
630622 TENTS OF SYNTHETIC FIBRES	53	55738		33636
630629 TENTS OF OTH TEX MATERIAL	25	23931	944	30658
630630 SAILS OF OTH TEXTILE MATERIAL		56		56
630690 OTH CAMPING GOODS OTH TEX NAT	423	19648	311	1706
630710 FLOOR/DISH/CLEANING CLOTH ETC	3249	27323	3166	17475
630720 LIFE-JACKETS AND LIFE-BELTS	3699	21311	3027	13747
630790 OTH MADE UP ARTICLE DRESS PTN	19678	233310	22091	186582
631090 USED&NEW RAGS,SCRAP ETC TEXMAT	5974	48493	6131	33405
640110 FOOTWEAR INCORPORATPROTE M-TOE	758	1991	501	3856
640192 OTH FOOTWEAR COVERING ANKLE		35		
640199 OTH FOOTWEAR NES UPPER NOT FXD		4963	144	2769
640212 SPORTS FOOTWEAR,SKI-BOOT ETC		210		144
640219 OTH SPORTS F-WEAR SOLES RUB/PL	66	24660	8045	38672
640220 F-WEAR WITH UPPER STRAP ASSEMB		16225	1542	3625
640291 F/WEAR COV ANKLE SOLE/UPPERS	43	2865		
640299 OTH F/WEAR SOLE/UPPER RUB/PLAS	16590	135230	16156	159890
640312 SPORTS FOOTWEAR SKI/SNOWBOARD		1389		
640319 OTHER; SPORTS FOOTWEAR	14120	535321	38847	574463
640320 FOOTWEAR OUTER SOLE OF LEATHER	3660	99710	3444	78393
640340 OTH FOOTWEAR WITH METLTOE CAP	9289	43657	1512	26440
640351 OTH FOOTWEAR SOLE COV ANKLE		4840		493
640359 OTH FOOTWEAR OUTERSOLE LEATHE		12703	1066	4995
640391 OTH F-WEAR OUTERSOLE COMP LEA	2189	79727	8700	17519
640399 OTH F-WEAR O/S RUB, PLAS, LEA	38667	959353	62801	932724
640411 SPORTS FOOTWAR SHOES RUB/PLAS	8247	432908	5469	359437
640419 OTH FOOTWEAR OUTER SOLE RUB/PL	101767	2213343	110945	1302193

Contd.

10.11 Imports by Economic Categories (Detail)

(In Thousand Rupees)

ITEMS	APRIL, 2015	FROM JULY, 2014	APRIL, 2014	FROM JULY, 2013
640420 FOOTWEAR OUTERSOLE COMP LEATHR	65	2427	187	17590
640510 FOOTWEAR UPPER/COMP LEATHER	49552	1982180	88010	1841076
640520 FOOTWEARS UPPER TEX MATERIAL	23	79218	6453	53820
650200 HAT-SHAPE, PLAITE LINED N/TRIM		27		111
650400 HATS&OTH HEADGEAR PLAITED	16	2390	196	31647
650500 OTH HATS AND HEADGEAR KNITTED	2091	21452	254	9984
650610 SAFETY HEADGEAR	7257	200620	3558	178777
650691 OTH HEADGEAR RUBBER/PLASTICS	153	2095	61	970
650699 OTH HEADGEAR OF OTH MATIRIALS	17	6276	520	24045
650700 HEADBAND LINING COVERHAT FOUN	141	8790	31	4978
660110 GARDEN OR SIMILAR UMBRELLAS	8688	50576	848	24749
660191 OTH UMB WITH TELESCOPIC SHAFT		118		101
660199 OTH UMBRELA/SUN UMBRELLAS	6374	70435	2228	45214
660200 WALKING STICKS SEAT STICKS		1701	448	2317
660320 UMBRELLA FRAMES INCL F/MOUNTED		716	1055	2333
660390 OTH PATS/FITTING UMBRELLAS	48	424		218
670100 SKINS AND OTH PARTS OF BIRDS	50	63		
670210 ARTICLE MADE ARTIFICIAL FLOWER	2594	26241	2734	19402
670290 ARTIFICIAL FLOWER,FOLIAG O/MAT	8119	171402	20995	97767
670300 HUMAN HAIR DRESSED THINNED BLE		11		149
670411 COMPLETE WIG OF SYN.TEXT MAT.		161		395
670419 OTH BEARD, EYE BROW SYN.TEX MA		2902	59	872
670420 WIGS,BEARDS OF HUMAN HAIR	19	180		19
691090 OTH CERAMIC SINKS WASHBASIN PE	42	18751	684	5681
691110 TABLEWARE & KITCHENWARE	66533	1446224	108182	936785
691190 OTH HOUSEHOLD ARTICLES OF PORN	8706	240606	28241	162582
691200 CERAMIC TABLEWEAR KITCHENWEAR	1761	67972	2830	22205
691310 STATUT ORNAMENT PORCELAIN CHI	1026	2892		269
700992 FRAMED GLASS MIRRORS	6401	78113	5460	59242
701010 AMPOULES	32407	243542	22528	215481
701020 STOPPERS,LIDS AND OTH CLOSURES	6158	34944	1596	19920
701190 OTHER, GLASS ENVELOPES	2	2079		978
701310 INDOOR D?COR OF GLASS CERAMICS	6361	74910	11435	58735
701322 STEMWARE DRIN GLA LEAD CRYSTAL		4		4
701328 OTH STEMWARE DRINKING GLASS	2584	28840	455	7842
701333 O-DRINKING GLASS LEAD CRYSTAL	3	365		
701337 OTH DRINKING GLASS O/T GL-CEMI	30730	90277	2256	34973
701341 G-WARE TABLE,KICH LEAD CRYSTAL	1	146	148	148
701342 G-WARE LINEAR C-EXPENSION-5x10		1048		205
701349 O-GL-WARE L-C-EX=5x10 T,0-300C	46718	507239	87967	392579
701391 OTH GLASS-WARE OF LEAD CRYSTAL	59	4462	46	753
701590 OTH CLOCK/WATCH/NON-CORRETVE	57	1337	110	1223
701690 OTH PAVING BLOCKS/SLABS/BRICKS	167	10788	366	9497
701710 LAB HYG/PHAR GL-WARE W/N GRADU	1420	43633	1342	32556
701720 LAB HYG/PHAR GLASSWARE L/C=10K	591	5295	506	3123
701790 OTH LAB GLASSWARE ETC N.S.	4146	70690	4541	69605
701810 GLASS BEADS, S/PERAL/PRE-STON	22803	651130	67767	324966
701820 GLASS MICROSPHERRES=1MM DIA	15587	62351	7960	61091
701939 OTH WEBS,MATTRESSES,BOARD ETC	58287	609365	45009	491614
701940 WOVEN FABRICS OF ROVINGS	157	8131	2854	18597
701951 OTH WOVEN FABRICS WIDTH=30 CM	285	7071	190	7559
701952 OTH WOV FAB WID<30CM WT<250G/M		3271		146
701990 OTH ARTICLES OF GLASS FIBRES.	24556	227949	15339	179281
711299 OTH WASTE/SCRAP PRECIOUS METAL	5251	5313		
711311 ARTICLE OF JEWELLERY OF SILVER		305	23	2943
711319 ART OF JEWEL OF OTH PRE METAL	79	40756	81	3061990

Contd.

10.11 Imports by Economic Categories (Detail)

(In Thousand Rupees)

ITEMS	APRIL, 2015	FROM JULY, 2014	APRIL, 2014	FROM JULY, 2013
711320 ART(JEWELRY)BASE MTL-CLD P-MTL		415		440
711411 ART OF SILVER WARES W/N PLATED		839	82	166736
711419 ART OF PRE METALS W/N PLAT		353		92
711420 OTH WARES/PARTS OF BASE METALS				56
711510 CATALYST INFORM WIRE/GRIL PLAT		82850	92	62763
711590 OTH ART PREMET/MET CLAD P/MTL	9858	52873		12423
711610 ART NATURAL/CULTURED PEARLS		7		24
711620 ART PRECIOUS/SEMI-PRE STONES		426		337
711711 CUFF-LINKS/STUDS-BASE METAL	430	9499	448	7714
711719 OTH IMITATION JEWELLERY B/METL	44447	499368	17420	113921
711790 OTH IMITATION JEWEL B/METL,N.S	13209	312606	57153	448088
731829 OTH COACH SCREW,BOLTS,NUT I/S	32502	163693	19605	194823
731940 SAFETY PINS & OTHER PINS	2558	35833	970	10720
732090 OTHER,SPRING OF IRON AND STEEL	34825	319481	32041	263900
732111 COOKING APPLI&PLATE WARMER GAS	15041	200123	15782	111842
732112 COOK APPLI/PLAT WARMER LIQ FUL		543		119
732119 O-COKING APPLI INCL SOLID FUEL	145	35618	6416	20162
732181 OTH APPLI FOR GAS & OTH FUELS		10184		8167
732182 OTH APPLI FOR LIQUID FUEL		9069		4155
732189 OTH APPL INCL APPLI SOLID FUEL		3999	85	1009
732290 OTH AIR HEATER&HOT AIR DUSTRBU	3975	163245	467	290997
732310 IRON/STEEL WOOL,POT SCROEL ETC	12970	204023	33222	162354
732391 OTH BUCKETS OF CAST IRON ENAMA	30	2834	170	360
732392 OTH H-HOLD ART CASTIRON ENAMA		1763	457	2137
732393 OTH DOMESTIC UTEMSILS STA-STEL	2597	48666	1444	21283
732394 OTH DOMESTIC UTENSIL IRON/STEL	19052	163922	27665	127226
732399 OTH H-HOLD ARTCL, PART THEREOF	40993	489095	53708	357513
732410 SINK&WASH BASIN STAINLESS STEL	2148	38679	4183	21644
732421 BATH TUBS CASTIRON W/N ENAMEL	178	5841		491
732429 OTH BATH,SINK,W-BASIN ENA IRON	1541	81013	3479	42909
741539 OTH THREAD ARTICLES OF COPPER	6017	79477	6078	58564
741810 TABLE,KITCH/OTH HOUSEHOLD ARTI		3618		46
741820 OTH SANITARY WARE,PARTS COPPER	37	3294		508
741910 CHAIN,PARTS THEREOF OF COPPER				897
741991 CAST,MOULDED,STAM,FORGED,COPPE	11	1079	42	1352
750720 TUBE OR PIPE FITTING NICKEL	10520	17592		11614
750810 CLOTH,GRIL NETING OF NICK WIRE		1138		2551
761490 OTH STRAN WIR,ROP,CABL,PL ALUM	1307	420040	6335	887710
761510 TABLE,KITCH,POT POLISHPAD ALUM	8057	57506	9299	58408
761520 SANITARY WARE&PATS OFALUMINIU	26	958	180	617
761610 NAILS,BOLT,NUT,SCREW ETC ALUMI	692	8141	1089	6475
761691 CLOTH,GRIL,FENCING OF ALUM WIR	1988	12868	3034	5946
780420 LEAD, POWDERS AND FLAKES		247		274
800300 TIN BAR, ROD, PROFILE AND WIRE		135	45	227
810194 OTH UN-WROUGHT TUNGSTEN,BAR RD		173		226
810295 OTH MOLYBEDNUM BAR,ROD,SINTER		1584		1224
810430 RASPINGS,TUMINGS,ETC MAGNESIUM				124
820900 PLATE STICK,TIPS TOOL CERMET	11829	73062	4865	75496
821000 HAND-OPERATE MECHANICAL APPL	2684	16819	1438	10545
821110 SETS OF ASSORTED ARTICLES	721	1698	1090	2214
821191 TABLE KNIVES HAVING FIX BLADE.	78	15935	575	9166
821192 OTH KNIVES HAVE FIXED BLADES.	2627	26104	2196	19622
821193 KNIVE OTH THAN FIXE BLADES.	495	2540	152	1113
821194 BLADES	150	6346	633	8784
821195 HANDLES OF BASE METAL		978		179
821210 RAZORS	61668	826041	44787	805098

Contd.

10.11 Imports by Economic Categories (Detail)

(In Thousand Rupees)

ITEMS	APRIL, 2015	FROM JULY, 2014	APRIL,2014	FROM JULY, 2013
821220 SAFETY RAZOR BLADES,	30442	231006	81924	232881
821290 OTHER PARTS	283	17614	3793	24771
821300 SCISSORS,TAILORS,SHEARS BLADE	2767	29774	2713	16101
821410 PAPER KNIVES,LETTER OPENER,ETC	12454	115491	11491	85296
821420 MANICURE OR PEDICURE SETS.	2554	36859	3223	26750
821490 OTH ARTICLES OF CUTLERY .	2345	31647	1000	11929
821510 SET OF ASORTED ARTICLE-PRECMTL		363		387
821520 OTH SETS OF ASSORTED ARTICLE.	580	16558	1124	16092
821591 OTH ARTICLE,NOT INSETS,PLATED		36		58
821599 OTHER ARTICLES	3119	44109	4927	33610
830110 PADLOCKS	54798	505409	55311	397031
830120 LOCKS FOR MOTOR VEHICLES.	1259	36181	1897	29846
830130 LOCKS FOR FURNITURE	22813	559688	42955	314668
830140 OTHER LOCKS	14824	340685	25087	237057
830150 CLASPS AND FRAMES WITH CLASPS.	4	1334	254	932
830160 PARTS OF LOCKS	700	22086	1067	13879
830170 KEYS PRESENTED SEPARATELY	1470	13736	4706	26481
830210 HINGES	10633	253648	9146	143398
830220 CASTORS	6746	51637	7067	48068
830230 OTH MOUNTING,FITING MOT-VEHICL	227	4331		1740
830241 OTH MOUNTING,FITING BUILDING	2681	12287	3312	14884
830242 OTH MOUNTING,FITING FURNITURES	25869	372404	37272	263639
830249 OTH FITINGS OF BASE METAL N.S.	13576	156653	11442	106204
830250 HAT-RACKS,HAT-PEGS,BRACKET&FIX	1043	40151	18067	29649
830300 ARMoured/REINFORCED SAF B-MTL.	3083	28348	6403	24509
830400 FILING CARD-INDEX CABINET/TRAY	1591	8531	1179	7452
830510 FITTING FOR LOOSE-LEAF BINDERS	156	11657	834	9863
830520 STAPLES IN STRIPS	5733	93386	4126	65464
830590 OTH, INCLUDING PARTS	2550	49298	2462	28473
830610 BELLS,GONGS ETC.ELECTRIC METAL	172	7802	542	4458
830621 STATUETT OTH ORNAMENT BASE MTL		27		
830629 OTH STATUETT OTH ORNAMENT	632	10444	1400	9825
830630 PHOTOGRAPH,PICTURE FRAME MIRROR	2	1538	142	2246
830710 FLEXIBLE TUBING OF IRON/STEEL	6726	110462	17899	177185
830790 FLEXIBLE TUBING OF BASE METAL	8385	158867	7328	147925
830810 HOOKS, EYES AND EYELETS	27305	217601	28026	261904
830820 TUBULAR OR BIFURCATED RIVET	49424	419435	92351	690219
830890 OTH ARTICLES B/METAL INC/PARTS	14325	335852	51822	287835
830910 CROWN CORKS OF BASE METAL	2450	17699	256	309
830990 OTH;SCREW CAPS POURING STOPERS	64488	501383	70723	496274
831000 SIGN-NAME PLATE,ETC.BASE METAL	1311	70566	1940	37457
831110 COATED ELECTRODE OF BASE METAL	41379	661216	63937	713695
831120 CORED WIRE OF BASE METAL,	1996	32879	4527	60486
831130 COATED RODS&CORED WIRE,B/METAL	8716	114901	5003	46042
851290 PARTS OF THE HEADING NO.85.12	1793	273894	773	11196
852290 OTH T/COM EQ/AC HD 85.19-85.21	4964	90437	11497	89703
852321 CARDS INCORPORTAING MAG STRIPE	40688	126859	4231	57344
852329 MAGNETIC DISCS	2131	42011	3450	36639
852341 OTHER OPTICAL MEDIA UNRECORDED	1284	423641	26554	121203
852349 OTHER OPTICAL MEDIA	315493	3102875	125241	796276
852351 SOLID STATE NON-VOLATILE STORA	8716	227988	13794	99592
852352 SMART CARDS SEMICONDC MEDIA	194910	2273211	222370	1793113
852359 PROXIMITY CARDS AND TAGS	10530	213746	70706	410000
870990 PARTS,H-NO.87.09 OF WORK TRUCK	81	3743		7938
871499 OTHER,PARTS AND ACCESSORIES	5681	118215	34960	277454
880390 OTH PARTS OF H-88.01 OR 88.02	465981	2991400	727140	4727174

Contd.

10.11 Imports by Economic Categories (Detail)

(In Thousand Rupees)

ITEMS	APRIL, 2015	FROM JULY, 2014	APRIL, 2014	FROM JULY, 2013
902000 OTH BREATHING APP & GAS MASK,	8528	117821	6733	250681
902110 ORTHOPAEDIC/FRACTURE APPLIANCE	3644	34469	3766	204958
902121 ARTIFICIAL TEETH		1103	89	154
902129 OTHER; DENTAL FITTINGS	1908	18950	2395	14325
902131 ARTIFICIAL JOINTS	11382	249205	16872	172592
902139 OTH ARTIFICIAL PARTS OF BODY	281201	2001289	250704	1530673
902140 HEARING AIDS,EXCL PART/ACCESSO	5217	68489	8588	38065
902150 PACEMAKER STIMULAT HEART MUSCL	32696	233921	23590	141685
903300 PARTS& ACCE OF HEARING AIDS	24757	226078	35611	257372
910111 WRIST WATCH,ELE OPE,MECH DISPL	9	3680	143	210
910119 O-W-WATCH ELECTRICALY OPERATED	8612	141213	15493	33116
910129 O-W-WATCH,W/N INCO.STOP WATCH	63	888	30	94
910191 OTH. POCKET-WATCH ELE OPERATED				12
910199 O-WATCHES INCL STOP WATCHES	43	1548	60	2995
910211 W-WATCH,MACH DISPL O/TH H-9101	7338	31060	123	10611
910212 W-WATCH,OPTO ELECTRONIC DISPLY				78
910219 O-W-WATCH W/N INCOR STOP WATCH	3979	127643	15764	74694
910221 W-WATCH,AUTO-WIND O/T H-9101	768	3422		
910229 O-W-WATCH O/THAN H-9101	73655	821673	46690	1263653
910299 O-POCKET/STOP WATCH O/T H-9101	95	78963	12540	13638
910310 CLOCK WATCH MOVE ELECT OPERATD			103	245
910390 OTH,CLOCKS WATCH MOV EX.91.04	394	3039	35	153
910400 INS PANEL CLOCK-AIR&SPACECRAFT		356		80
910511 ALARAM CLOCK,ELECTRICALLY OPE.	512	8460	1241	7258
910519 OTHER, ALARAM CLOCK	1183	20538	2407	22034
910521 WALL CLOCK,ELECTRICALLY OPERAT	1667	11933	963	8164
910529 OTHER WALL CLOCKS	6325	40938	1039	16928
910591 OTH,CLOCK ELECTRICALLY OPERATD	50	4874	1195	3837
910599 OTHER CLOCKS	88	4955	3362	13888
910610 TIME-REGISTER,TIME RECORDERS	72	7338	442	7182
910690 OTH,TIME OR DAY RECORDING APPA	3748	24048	1059	33097
910700 TIME SWITCHES WITH CLOCK/WATCH	6907	81194	4399	100212
910811 WATCH MOVE ELEC.OPE MACH DISPL	98	1835		136
910812 WATCH OPTO-ELECTRONIC DISPLAY		21		
910819 OTH,WATCH MOVE ELECT.OPERATED	96	1315		509
910890 OTH,WATCH MOVE COMPLETE ASSEMB	662	1393	684	3499
910910 ELE OPER.CLOCK MOVE COMP/ASSEM		270		151
910990 OTH CLOCK MOVEMENT COMP&ASSEMB	253	9201	1966	4794
911011 COMP MOVE,UNASSEMBLED WATCH	555	6070	1533	5414
911012 INCOM MOVE,ASSEMBLED OF WATCH				496
911019 ROUGH MOVEMENTS,OF WATCHES		61		87
911090 OTH,COMP MOVE WATCH/CLOCK UN-A	5	4154	566	5645
911120 WATCH CASES BASE METAL,W/N G/S				92
911180 OTHER;WATCH CASES	16	3296		681
911190 PARTS OF WATCH CASES	2274	26621	2196	19164
911220 CLOCK CASE&CASE OF SIMIL GOODS	340	7040	947	6268
911290 PART OF CLOCK CASE/SIMILR CASE	37	3509	364	1758
911310 WATCH STRAPS,BAND PRECI METAL.			167	3390
911320 WATCH STRAPS,BAND OF BASE METL	2	372	148	663
911390 OTH,WATCH STRAPS,BANDS PART	241	8219	854	9737
911430 DIALS	28	395	215	413
911490 OTH;CLOCKS OR WATCH PARTS,N.S.	937	12952	2489	8949
920110 UPRIGHT PIANOS			40	40
920120 GRAND PIANOS		57		
920190 OTH,HARPSICHORD KEYBOARD STRIN	142	245		400
920210 OTH STRING PLAYED WITH A BOW	51	166		

Contd.

10.11 Imports by Economic Categories (Detail)

(In Thousand Rupees)

ITEMS	APRIL, 2015	FROM JULY, 2014	APRIL, 2014	FROM JULY, 2013
920290 OTH,STRING MUSICAL INSTRUMENTS		5228	53	3985
920510 BRASS-WIND INSTRUMENTS		36		67
920590 OTH,WIND MISICAL INSTRUMENTS,NS	37	91		211
920600 PERCUSSION MUSICAL INSTRUMENTS		622		159
920710 KEYBOARD INS,O/THN ACCORDIONS		686		
920790 OTH,MUSICAL INSTRUMENTS	285	2739	554	3931
920810 MUSICAL BOXES	88	2592	61	818
920890 OTH;MECHANICAL STRET ORGAN,INS	2492	20675	1817	15152
920930 MUSICAL INSTRUMENT STRINGS	11	50	27	748
920991 OTH PARTS & ACCE FOR PIANOS.			17	17
920992 PARTS&ACCE MUSICAL INS H-92.02		428		247
920999 OTH;PARTS&ACCE(CARDS,DISCS)	13397	13541		77
930110 ARTILERY WEAPONS(GUNS/MORTAR)		2132		
930120 GRENADE/ROCKET LAUNCHERS		56023		
930190 OTHER MILITARY WAPONS		781298		18630
930200 REVOLVERS PISTOLS,O/TH93.3.04	71469	706764	54792	377206
930310 MUZZLE-LOADING FIREARMS	444	444		
930320 OTH,SPORTING,HUNTING SHOTGUNS	7852	83935	14175	102315
930330 OTH,SPORT,HUNTING,SHOTING RIFL		7584	4281	4281
930390 OTH;FIREARMS,DEVIC OPE FIR EXP		30760	218	218
930400 OTH,ARMS OF HEADING NO.93.07	1693	13935	1254	6324
930510 PARTS ACCE OF REVOLVERS,PISTOL		845		2479
930520 PARTS&ACC.SHOTGUNS/RIFL.H-9303		19611	61	61
930591 OTH PART MILITARY WEAPON H93.01				1551
930621 SHORTGUN CARTRIDGES	1100	50315	37	50586
930629 OTH,PARTS OF SHORTGUNS CARTRIG			49337	49337
930630 OTH,CARTRIDG & PARTS THEREOF.	8840	147892	1142	37428
930690 OTH;AMMUNITION OF WAR & PARTS.		103	34347	34347
930700 SWORDS,CUTLASSES,BAYONETS,LANC		171		
940110 SEATS OF A KIND USED,AIRCRAFT.	1029	27026		19
940120 SEATS FOR MOTOR VEHICLES.	1305	18291	1257	11183
940130 SWIVEL SEATS VARIABLE HEIGHT.	6801	111015	9650	60829
940140 SEATS O/THN GARDEN SEATS,CAMP	141	12118	107	22657
940151 SEATS OF CANE,OSIER,BAMBOO.		2862	204	480
940159 OTH SEATS AND PARTS THEREOF	275	2751	420	1501
940161 OT,SEATS UPHOLSTERED WOOD FRAM	95	12528	481	11381
940169 OTHER SEATS,WITH WOODEN FRAMES		12656	4058	22795
940171 OT-SEATS UPHOLSTERED METALFRAM	3352	57179	4172	34848
940179 OTHER SEATS;WITH METAL FRAMES	15678	136788	11576	79909
940180 OTHER SEATS WITH METSL FRAMES	5653	150689	29829	74844
940190 PART OF THE SEATS OF H-94.01.	146494	1341403	62083	600523
940310 METAL FURNITURE USED IN OFFICE	680	52272	2209	29091
940320 OTH,METAL FURNITURE O/THN OFFI	5556	118210	9464	74586
940330 WOODEN FURNITURE-OFFICE USE	5249	82654	5799	65974
940340 WOODEN FURNITURE-KITCHEN UES	4553	48352	17854	62607
940350 WOODEN FURNITURE FOR BEDROOMS	10857	215878	17612	181751
940360 OTHER WOODEN FURNITURE	8441	178670	9368	201614
940370 FURNITURE OF PLASTICS	4074	56239	3635	42318
940381 FURNITURE OF OTHER MATERIAL		301	14	7028
940389 OTHER FURNITURE OF CANE, OSIER	571	57335	4070	19535
940390 PARTS FURNITURE H -NO.94.03.	802	51700	10671	49761
940410 MATTRESS SUPPORTS	25	4613		601
940421 MATTRESS CELLU RUBBER/PLSTIC	209	1590	6	2654
940429 MATTRESS OF OTHER MATERIALS	553	5177	368	1958
940430 SLEEPING BAGS	17	286	6	371
940490 OTH,ARTI BEDDING&SIMI FURNISH.	1861	42552	5489	35821

Contd.

10.11 Imports by Economic Categories (Detail)

(In Thousand Rupees)

ITEMS	APRIL, 2015	FROM JULY, 2014	APRIL, 2014	FROM JULY, 2013
940510 CHANDELIERS & OTH ELE CEILING.	75273	1368164	99150	741236
940520 ELECTRIC TABLES,DESK,BEDSIDE	3180	60666	7323	34191
940530 LIGHTING SETS CHRISTMASTREES	894	123936	523	29746
940540 OTH ELE LAMPS,LIGHTING FITTING	44451	1325130	88811	688838
940550 NON-ELE LAMPS LIHTING FITTING.	220	16576	532	6254
940592 PARTS OF PLASTIC H-94.05,N.E.S	362	4208	422	2745
940600 PREFABRICATED BUILDINGS.	208110	2221481	233126	2283902
950300 TRICYCLES,SCOOTERS,PADAL CARS	299959	3277463	350997	2339345
950420 ARTI&ACCE, BILLIARDS ALL KIND	2800	26826	1670	18164
950430 OTH GAMES OPERATED BY COIN	10638	73173	2565	36595
950440 PLAYING CARDS	3817	51543	4416	34530
950450 VIDEO GAMES CONSOLES&MACHINES		745	156	3122
950490 OTH;ARTICLES FOR FUNFAIR, TABLE	4616	40017	4487	29663
950510 ARTI FOR CHRISTMAS FESTIVITES.	72	5288	1866	6940
950590 OTHER ENTERTAINMENT ARTICLES	10141	170421	17773	140972
950612 SKI-FASTENINGS(SKI-BINDINGS)		20		
950619 OTH;SNOW SKI EQUIPMENT.	118	520		486
950629 OTH;WATER SKI,SURF BOARD W-SPO	706	5850	1177	11084
950631 GOLF CLUBS COMPLE/OTH GOLF EQU	42	997		790
950632 GOLF BALLS	192	4003	210	1943
950639 OTHER;GOLF EQUIPMENTS	108	6845	666	3311
950640 ARTI,EQUIP FOR TABLE-TENNIS.	189	7427	78	4683
950651 LAWN-TENNIS RACKETS,W/N STRUNG		3360	1028	3823
950659 OTH; BADMINTON,SIMILAR RACKET	3664	94281	3505	64283
950661 LAWN TENNIS BALLS	11137	123800	6200	89113
950662 INFLATABLE BALLS	1690	25918	1848	25698
950669 OTH BALL O/THN GOLF,T-TEN BALL	3168	37013	3755	25973
950670 ICE SKATES,ROLLER INCL SKABOOT	307	4981	230	2062
950691 EQUIP. FOR OTHER PHY EXERCISE	75636	747819	70474	510969
950699 OTHER;SPORTS GOODS N.E.S.	22077	237666	57276	646432
950710 FISHING RODS		580	54	253
950720 FISH -HOOKS,W/N SNELED	250	4889	130	1759
950730 FISHING REELS	21	184	30	188
950790 OTH LINE FISHING TACKLE NETS		954	5	1963
950810 TRAVELLING CIRCUSES/MENAGERIES	260151	559945		
950890 SWINGS,SHOOTING GALLERIES ETC.	12824	115433	5755	69511
960110 WORKED IVORY,ARTICLES OF IVORY		513		165
960190 OTH,ANIMAL CARVING MATERIL,ART		269	140	1582
960200 WORKED VEGE,MINERAL MATERIAL	161545	6276924	199185	2189642
960310 BROOM,BRUSHE,CONS TWIN,VEG-MAT	2702	10822	1716	16796
960321 TOOTH BRUSHE,INCL DENT-PLA BRU	54926	433100	43996	379495
960329 OTH;SHAVING,HAIR,NAIL BRUSHES.	2245	56828	5729	87984
960330 ARTST,WRITING,SIMILAR BRUSHES	1639	18250	1375	8591
960340 PAINT,DISTEPER,VARNISH BRUSHES	363	19154	2681	24136
960350 OTH BRUSHES CONSTI PART MACHIN	2768	35322	6469	36350
960390 OTH;HAND OPE MECHANICAL F-SWEPR	15835	248454	13623	97899
960400 HAND SIEVES AND HAND RIDDLES.		795	6	600
960500 TRAVEL SETS FOR PERSONALTOILE.		978		14499
960610 PRESS-FASTENERS,SNAP-FASTENER.	13460	159767	17579	244504
960621 BUTTON OF PLASTICS,NOT COVERED	7577	297400	45528	335240
960622 BUTON OF BASE METAL,COVER TXT	18020	283903	42369	429288
960629 OTHER BUTTONS	26033	669206	202629	1662776
960630 BUTTON MOULD,PART,BUTTON BLANK	134	2810	324	6617
960711 SLIDE FASTENER FIT CHAIN SCOP.	10681	291705	37661	352157
960719 OTHER;SLIDE FASTENERS	15567	1325298	274186	1977490
960720 PARTS; SLIDE FASTENERS	9598	212091	156998	1307956

Contd.

10.11 Imports by Economic Categories (Detail)

(In Thousand Rupees)

ITEMS	APRIL, 2015	FROM JULY, 2014	APRIL, 2014	FROM JULY, 2013
960810 BALL POINT PENS	13730	136802	17552	94933
960820 FELT TIPPED,PORUS TIPPED PEN	10109	160577	19282	195197
960830 FOUNTAIN PEN,STYLOGRAPH PEN	1007	68517	661	58970
960840 PROPELLING OR SLIDING PENCILS		1218		124
960850 SETS OF ARTICLES FROM TWO FOR-H	445	4302	3004	9145
960860 REFILLS FOR BALL POINT PEN.	19844	122685	18667	123270
960891 PEN NIBS AND NIB POINTS	28105	236038	22834	251549
960899 OTH;PEN,PENCIL,SIMILAR HOLDER	26354	236168	29910	168832
960910 PENCILS&CRAYON W-LEADS ENCASED.	117324	1048909	74870	551873
960920 PENCIL LEADS,BLACK OR COLOURED	673	211334	19731	253455
960990 OTH;PENCIL,DRAWING CHARCOALS.	3634	92501	20323	86534
961000 SLATES&BOARDS,WRITING/DRAWING	1247	14668	783	6537
961100 DATE,SEALING OR NUMBERING STAMP	1154	14010	2293	7211
961210 TYPEWRITER OR SIMILAR RIBBONS	17191	106685	9801	94061
961220 INK-PADS	11	970	9	1085
961310 POCKET LIGHTERS,GAS FUELLED	36517	110776	10661	123458
961320 POCKET LIGHT,GAS FUEL,REFILLABLE		10058	347	28830
961380 OTHER LIGHTERS	2095	29048	2644	26660
961390 PARTS OF CIGARETTE LIGHTERS	30	603	5	21540
961400 SMOKING PIPE&CIGAR OR CIG.HOLDER	199	7784	623	5445
961511 COMBS,HAIR-SLIDES,OF HARD RUBBER	1928	18719	2819	13652
961519 OTH;HAIRPINS,CURLING PINS,LIKE	1626	23295	3833	40887
961590 OTH;COMBS HAIR-SLIDES,LIKE,PAR	30473	391220	29275	298077
961610 SCENT SPRAY SIMI TOILET SPRAY	10264	119404	8643	58356
961620 POWDER-PUFFS&PADS FOR APPLICATION	710	9339	315	3358
961700 VACUUM FLASKS&OTHER VACUUM VESSEL	23295	469612	32798	426069
961800 TAILORS,DUMMIES&OTHER LAY FLING.	2772	48755	912	20523
970110 PAINTING,DRAWING,PASTELS.		5601	15	1877
970190 OTH COLLAGES&SIMI DECORATIVE	257	9045	534	6238
970200 ORIGINAL ENGRAVINGS,PRINTS.		157		324
970300 ORIGINAL SCULPTURES&STATUARY	1955	14087	367	6776
970500 COLLECTIONS&COLLECTORS, PIECES.		309		1308
970600 ANTIQUES OF AN AGE EXE 100 YE.				18
990900 TRANSACTIONS LESS THAN RS.1000	2273	15067	3760	77979
991000 SAMPLES HAVING NO-COMMER VALUE	118301	579146	159399	389573
2. RAW MATERIAL TOTAL (A + B)	215561797	2142430919	224856012*	2298415932
A. CONSUMER GOODS TOTAL	184175208	1827299678	196417881*	2052384387
50400 GUTS,BLADERS,STOMACH OF ANIMAL	2961	12632	2284	52115
50510 FEATHER,USED FOR STUFFING;DOWN		311		
50590 OTH SKINS AND PARTS OF BIRDS	20103	193716	13111	112987
50610 OSSEIN,BONES TREATED WITH ACID	2314	26867	12938	83383
50690 OTH POWDER & WASTE OF BONES	846	6801	1068	14546
50790 OTH TORTOISE-SHELL WHALEBONE		2462		10171
50800 CORAL&SIMILAR MATERIAL/POWDER	311	2737	214	13802
51000 AMBERGRIS,CASTOREUM CIVET,MUSK		658	392	944
51110 BOVINE SEMEN	6385	92758	4483	110337
51191 PRODUCTS OF FISH, CRUSTACEANS		191	485	2068
51199 OTH ANIMAL PRODUCTS NOT ELSEWHERE		392		88
60110 BULBS TUBERS,TUBEROUS,ROOT,ETC	235	51271		46445
60120 BULB TUBERS,ROOTS,CHICORY PLANT				5497
60210 UN-ROOTED CUTTING AND SLIPS	359	1226	169	3291
60220 TREES,SHRUBS,BUSHES,GRAFTED				858

Contd.

10.11 Imports by Economic Categories (Detail)

(In Thousand Rupees)

ITEMS	APRIL, 2015	FROM JULY, 2014	APRIL, 2014	FROM JULY, 2013
60230 RHODODENDRONS AZALEAS,GRAFTED			35	35
60240 ROSES,GRAFTED OR NOT				271
60290 OTHER LIVE PLANTS	13648	94809	12748	63275
60311 ROSES FRESH	646	5492	59	2058
60313 ORCHIDS FRESH		13	17	318
60314 CHRYSANTHEMUMS FRESH	2034	30245	1883	22132
60315 LILIES FRESH	67	712	48	621
60319 OTH FRESH FLOWER,BUDS FOR BOUQ	99	8014	294	6710
60390 OTH FLOWERS & FLOWERS BUDS	947	3609	88	1546
60490 O.PARTS OF PLANTS FOR BOUQUETS				93
110812 MAIZE (CORN), STARCH	7708	55643	4444	26034
110813 POTATO, STARCH	36695	422759	20382	335165
110814 MANIOC (CASSAVA) STARCH		37204		16098
110819 OTHER STARCHES	108	2593	25	1331
110820 INULIN		9640	1624	9220
110900 WHEAT GLUTEN,WHETHER/NOT DRIED	15532	89038	1773	31322
120110 SOYA BEAN SEED	1234977	2715423	72	72
120190 SOYA BEAN,W.OR-N-BROKEN/SHELED		103452	54	131
120230 GROUND-NUTS SEED		35		
120241 OTH GROUND NUTS IN SHELL	31801	703371	5906	125811
120242 GROUND-NUTS SHELLED BROKEN/N-B	9548	813219	24938	510773
120300 COPRA	141382	1304173	68332	1247745
120400 LINSEED,WHETHER OR NOT BROKEN		1396		
120510 LOW ERUCIC ACID RAPE/COLZASEED	2693713	53405564	1658824	21311167
120590 OTHER RAPE/COLZA SEED	43110	267188	126540	936373
120600 SUNFLOWER SEED,WHETH/NOT BROKE	2918	9899430	176616	7958333
120721 SEEDS FOR CROP (COTTON SEEDS)			18755	18755
120729 OTHER COTTON SEEDS				5582
120740 SESAMUM (SESAME) SEEDS		2148	100	7453
120750 MUSTARD SEEDS		51651		17910
120760 SAFFLOWER SEEDS	359	776		
120770 MELON SEEDS		7200		27
120791 POPPY SEEDS		255		
120799 OTH,OIL SEED/OLEAGINOUS FRUITS	3182	102653		29879
120810 FLOUR AND MEALS OF SOYA BEANS	112	5188		2384
120890 FLOUR/MEALS OF OTH OIL SEEDS		125		
120910 SUGAR BEET SEED USE FOR SOWING		61720		49840
120921 LUCERNE (ALFALFA) SEED	24660	200676	584	296497
120922 CLOVER (TRIFOLIUM) SEED		1728522	29215	1093075
120925 REY GRASS SEED		2059		
120929 OTHER SEEDS OF FORAGE PLANTS	342990	1185531	191987	1011587
120930 SEED OF HERBACEOUS PLANTS	461	5001		784
120991 OTHER; VEGETABLE SEEDS	116436	2363875	153554	2090658
120999 OTH SEEDS OF FRUIT FOR SOWING	71360	1154205	72502	876130
121190 OTH PLANTS AND PARTS OF PLANTS	57372	533375	35856	941678
121221 SEAWEDS/ALGAE FIT FOR HUMAN		1583	58	2098
130190 OTH;NATURAL GUM,RESIN & BALSAM	26593	263741	23500	228327
130212 SAP AND EXTRACTS OF LIQUORICE		367		435
130219 OTH SAPS & EXTRACT OTH VEG SAP	20713	284123	9818	222071
130220 PECTIC SUBSTANCES,PECTINATES	30090	108556	14054	60670
130231 AGAR-AGAR	7929	62052	3627	29209
130232 MUCILAGES&THICKENERS,LOC SEED	12188	93024	9394	70982
130239 OTHER MUCILAGES AND THICKENERS	36903	278409	43919	194765
140110 BAMBOOS	4247	40382	1117	28189
140120 RATTANS	6969	59129	3769	44964
140190 OTH VEG MATERIAL USED PLAINTING				266

Contd.

10.11 Imports by Economic Categories (Detail)

(In Thousand Rupees)

ITEMS	APRIL, 2015	FROM JULY, 2014	APRIL,2014	FROM JULY, 2013
140490 TENDU LEAVES(BIDI LEAVES)	269341	2322020	216837	2207327
150190 POULTRY FAT OTH THAN H-02.09	1794	16041		22267
150210 TALLOW (OTHER THAN OF H-15.03)	228430	1883368	144596	1527090
150410 FISH-LIVER OILS THEIR FRACTION		3795		
150420 FATS OILS THEIR FRACT OF FISH				1660
150500 WOOL GREASE,CRUDE,FETTY SUBS	7597	59553	7391	65099
150600 OTH ANIMAL FATS AND OILS/FRACT		5223		7679
150710 SOYABEAN OIL & ITS FRACT CRUDE	73346	3583136	2077207	7814829
150790 OTH SOYABEAN OIL & IT FRACTION	14048	265020	12850	193318
150890 OTH GROUND NUT OIL & ITS FRACT		3972	205	10723
150910 OLIVE OIL & ITS FRACT (VIRGIN)	14457	107764	27609	97308
150990 OTH OLIVE OIL & ITS FRACTIONS	66931	482865	80729	445070
151000 OTH OIL/FR,INCL BLENDS OF OIL		2031		823
151110 PALM OIL & ITS FRACTIONS CRUDE	1243527	6932937	398905	8074610
151190 OTH PALM OIL & ITS FRACTIONS	10651397	140546050	15328265	150410864
151219 OTH SUNFLOWER SEE&SAFLOWER OIL	864	40018	234	7960
151311 COCONUT OIL,ITS FRACTION CRUDE	4129	84547		50651
151319 OTH COCONUT OIL,ITS FRACTIONS	54816	525723	59147	433360
151329 OTH PALM KERNEL/BABASSU OIL	35819	837666	254525	896635
151419 OTH COLZA/MUSTER OIL,FRA/CRUDE		60		
151499 OTH RAPE SEED OIL ITS FRACTION		2149		
151519 OTH LINSEED OIL & ITS FRACTION		341	78	883
151529 OTH MAIZE OIL & ITS FRACTIONS	7050	36549	1309	20893
151530 CASTOR OIL AND ITS FRACTIONS	463	5371	1365	4295
151550 SESAME OIL & ITS FRACTIONS	208	2144	195	1309
151590 OTH FIXED VEGETABLE OILS/FRACT	1172	19553	3909	26539
151620 VEG FATS/OILS AND ITS FRACTION	112715	1530519	126434	1284267
151710 MARGARINE,EXCL LIQUID MARGARIN	5408	107963	9934	179050
151790 OTH MARGARIN,EDIB MIX/PREP ETC	137293	1036729	76752	751343
151800 ANIMAL/VEG FAT/OILOXIDISE ETC	20872	202726	19363	75594
152000 GLYSEROL,CRUDE WATER & LYES		19150	12769	48862
152110 VEG WAX WHETHER OR NOT REFINED	16410	33530		9646
152190 OTH BEES WAXES,OTH INSECT WAX	5007	39511	4791	43759
152200 DEGRAS,RESIDUES ANIM/VEG WAXES	1768	21911	4725	140921
160100 SAUSE,PROD MEAT-FOOD PREP OFFL	740	5491	999	6303
220710 UNDENATURE ETHYL ALCOHOL O/SPR				29
220720 ETHYL ALCOHOL/OTH SPIRITS DEN	10	535		
240120 TOBACO-WHOLY/PARTLY STE/STRIP	12587	1044329	175113	1159781
240130 TOBACCO REFUSE	3	1474	317	13968
251010 AAT,C/PHOS,ALUM/C/PHOS&PH/CUG	538927	2508088		2405744
251020 AAT,C/PHOS,ALUM/C/PHOS&PH/CGD				395
270810 PITCH	3980	6475	6300	15854
270820 PITCH COKE	360	360		
270900 PETROLEUM OILS FROM BITUMINOUS	39260499	363472767	42437877	491716566
271019 KEROSENE,INCL KER.TY. JET FUEL	38482751	433180745	56242779	560547675
271020 PETROLEUM OILS(OTH THAN CRUDE)		4480		817
271091 WASTE OIL (PCBs),(PCTS),(PBBS)		6		
271099 OTH WASTE OILS		4818	85	3233
271111 NATURAL GAS,LIQUIFIED	2532774	5388396		317
271112 PROPANE, LIQUIFIED	1859	21191	233	6537
271113 BUTANES, LIQUIFIED		376		212
271114 ETHYLENE,PROPYLENE,BUTYLENE		54758	4996	112296
271119 OTH GAS HYDROCARBONS LIQUIFIED	592882	8530550	526205	6521345
271121 NATURAL GAS,IN GASEOUS STATE	90	706		
271290 OTH PETROLEUM WAX ETC	44583	508415	45272	416467
271311 PETROLEUM COKE;NOT CALCINED	114308	334790		676743

Contd.

10.11 Imports by Economic Categories (Detail)

(In Thousand Rupees)

ITEMS	APRIL, 2015	FROM JULY, 2014	APRIL, 2014	FROM JULY, 2013
271312 PETROLEUM COKE; CALCINED	3020	32972	3001	11440
271320 PETROLEUM BITUMEN	286256	1189276	97742	598403
271490 OTH BITUMEN & ASPHALT NATURAL.		14374		2451
290110 SATURATED ACYCLIC HYDROCARBONS	1268	39433	949	26572
290121 UNSATURATED ETHYLENE.	410939	8450319	661129	8442866
290129 OTH UNSATURATE ACYCLIC HYDCARBON	614	6904	882	4910
290211 CYCLOHEXANE		8761	24	82
290219 OTH CYCLANES/CYCLOTERPENES	23994	199696	34862	227650
290220 BENZENE, PURE		76		27
290230 TOLUENE, PURE	126150	707338	27162	693828
290241 O-XYLENE	40005	1419609	149875	1855801
290242 M-XYLENE	6776	25790		22
290243 P-XYLENE	1401710	28484291	1963483	34493384
290244 MIXED XYLENE ISOMERS	4056	49498	14112	109477
290250 STYRENE	660970	5513617	1159658	8274152
290260 ETHYLBENZENE	3655	3655		5147
290290 OTH CYCLEC HYDROCARBONS	8980	191316	18713	164866
290311 CHLOROMETHANE, & CHLOROETHANE	55	669		2908
290312 DICHLOROMETHANE(METHYLEN CHLRD	32072	289032	15486	216986
290313 CHOLOROFORM(TRICHLOROMETHANE)	6052	148669	38463	295232
290315 ETHYLENE DICHLORIDE(1,2-DI CH)	2	1421514		315937
290319 OTH SATAR DERIV ACYCL HYDCARBON	4023	49212	3964	33012
290321 UNSATURATED VINYL CHLORIDE				197869
290322 UNSATURATED TRICHLOROETHYLENE	12784	228946	13570	165762
290323 UNSATURATE TETRACHLOROETHYLENE		73949	8295	53453
290329 OTH UNSATUR DERIV ACYCL H'CARB				5
290339 OTH FLUORINATED,BRO DERIVATIES	143605	733050	84869	523225
290371 CHLORODIFLUOROMETHANE	14704	69897		85978
290373 DICHLOROFLUOROETHANES		10467		12079
290377 PENTACHLOROFLUORO METHANE	5165	15814	3225	26183
290379 OTH CHLORODIFLUOROMETHANE	72474	518726	28435	303872
290391 CHLOROBENZENE,O-DI/P-DI CHLORO	1486	8656		3016
290399 OTH HALOGENATED DERIV H.CARBON	1486	41777	10825	36774
290410 DERIV SULPHO GRP IT SALT/EYHYL	1072	67667	1484	78513
290420 DERIVAT ONLY NITRO/NITRO GROUP	2034	29243	2791	15828
290490 OTH,SUPHO,NITRAT NITROS H'CARB	1696	36147	1459	31815
290511 SATURAT METHANOL(METHYL ALCHL)	262160	3025928	567900	4364866
290512 PROPYL/ISOPROPYL ALCOHOL	184629	1256935	87833	987210
290513 SATUR BUTAN-I-01(N-BUTYLALVHL	10383	64367	5931	56086
290514 OTHER SATURATED BUTANOLS	3536	120670	4903	147205
290516 SATUR OCTANOL/ISOMERS THEREOF	181577	2795733	311258	3465967
290517 DODECAN-1-O1HEXADECAN/OCTADEC	5298	48361	608	49328
290519 SATUR MONOHYDRIC ALCOHOLS	291	30754	3292	30969
290522 UNSATUR ACYCLIC TERPENE ALCOHL	6627	54392	2889	44256
290529 OTH UNSATUR MONOHYDRIC ALCOHOL	571	5699		14834
290531 ETHYLENE GLYCOL(ETHANEDIOL)MEG	1870211	17913848	1314247	22483678
290532 PROPYLEN GLYCOL(PROPAN-1,2-DIO	217058	1171420	132487	912862
290539 OTHER, DIOLS	7030	38728	4839	65221
290541 2-ETHYL-2(HYDROXYMETHLY-PROPAN	3129	18699	479	8369
290542 PENTAERYTHRITOL	46690	425106	51127	385329
290543 MANNITOL	11163	97872	4135	92800
290544 D-GLUCITOL (SORBITOL)	1876	26313	299	19515
290545 GLYCEROL	49419	617223	63329	541319
290549 OTHER,POLUHYDRIC ALCOHOLS	3595	23961	189	12866
290559 OTHER HALOGENATED, SULPHONATED	791	10194	772	11723
290611 MENTHOL	30713	298967	72293	394793

Contd.

10.11 Imports by Economic Categories (Detail)

(In Thousand Rupees)

ITEMS	APRIL, 2015	FROM JULY, 2014	APRIL,2014	FROM JULY, 2013
290612 CYCLOEXANOL,METHYL/DIMETHYL	560	3372	1019	6330
290613 STEROLS AND INOSITOLS	1054	16987		14456
290619 OTH,CYCLANIC,CYCLNIC CYCLOTER	14584	78228	7582	66043
290621 BENZYL ALCOHOL	4793	56004	13568	65195
290629 OTH,AROMATIC CYCLIC ALCH HALOG	5199	32059	1216	39768
290711 PHENOL(HYDROXYBENZENE)IT SALT	105234	460557	32178	398321
290712 CRESOLS AND THEIR SALTS	1	4335	2361	3212
290713 OCTYLPHENOL,NONYLPHENOL/ISOMER		2256		
290715 NAPHTHOLS & THEIR SALTS	2767	9719	3458	8998
290719 OTHER MONOPHENOLS	2283	15788	7959	32978
290721 RESORCINAL AND ITS SALTS		12502	2455	22828
290722 HYDROQUINONE (QUINOL)ITS SALT	3342	20596	2704	29996
290723 4,4-ISOPROPYLDENEDIPHENOL/SALT	14967	76680		17506
290729 OTHER, POLYPHENOLS	8927	90174	4794	74808
290819 OTH DERI CON ONL HALOGEN SUBST	941	9730		8356
290891 DINOSEB (ISO)AND ITS SALTS		81		
291511 FORMIC ACID	29889	229749	20366	235059
291512 SALTS OF FORMIC ACID	19819	378620	54481	567313
291513 ESTERS OF FORMIC ACID		1265	212	1729
291521 ACETIC ACID	117838	1970827	50598	1356789
291524 ACETIC ANHYDRIDE				753
291529 OTH,ACETIC ACIDE & ITS SALTS	7676	59542	3087	30003
291531 ETHYL ACETATE	10663	67127	24346	89009
291532 VINYL ACETATE	113167	1659640	208890	1406106
291533 N-BUTYL ACETATE	1860	4388		2878
291536 DINOSEB (ISO) ACETATE		697		69
291539 OTHER,ESTERS OF ACETIC ACID	142939	1162174	118999	907895
291540 MONO/DI/TRICHLOROACETIC ACID-S	908	4964	11	5847
291550 PROPIONIC ACID,ITS SALT/ESTERS	5803	67609	6624	53994
291560 BUTYRIC/VALERIC ACID/SALT/ESTR	29521	210130	15640	163912
291570 STEARIC ACID	10989	129956	16607	101757
291590 OTH SAT ACYCLIC MONOCARBOXYLIC	61081	737740	101805	598296
291611 UNSATU ACRYLIC ACID/ITS SALTS	12417	141219	34500	211513
291612 UNSATURATE ESTER ACRYLIC ACID	148773	1488002	160829	1616895
291613 UNSATU METHACRYLIC ACID/SALTS	1676	14637	9455	60261
291614 UNSATU ESTER,METHARYLIC ACID	126173	561941	38443	520585
291615 OLEIC,LINOLEIC/LINOLENIC ACID	571	10263		9561
291619 OTH UNSAT ACYCLIC M/CARBOX ACID	13425	100256	11001	126493
291620 CYC-LANIC,LENIC LOTEPHENI ACID	8512	94890	13959	80828
291631 BENZOIC ACID,ITS SALTS/ESTERS	15502	201572	38325	213474
291632 BENZOYL PEROXIDE/BENZYL CHLRID	373	17207	2967	23722
291634 PHENYLACETIC ACID & ITS SALTS		1178	1074	1114
291639 OTH,ARMATIC MONOCARBOXYIC ACID	47978	598275	47785	537180
291711 OXALIC ACID/ITS SALTS/ESTERS	12093	110876	11239	113220
291712 ADIPIC ACID,ITS SALTS/ESTERS	52626	337396	18530	35097
291713 AZELAIC/SEBACIC ACID/SALT/ESTR	2953	23859		17255
291714 MALEIC ANHYDRIDE	22413	172276	6821	90643
291719 OTH ACYCLIC POLYCARBOXYL ACID	7346	45913	4449	79928
291720 CYC-LANIC,LENIC LOTERPENC ACID	3697	12014		15595
291732 DIOCTYL ORTHOPHTHALATES	21295	61429	182	5782
291733 DINONY/DIDECYL ORTHOPHTALATES		3416		4044
291734 OTH ESTERS ORTHOPHTHALIC ACID	48472	186344	15153	161845
291735 PHTHALIC ANHYDRIDE	73471	453556	42109	137890
291736 TERPHTHALIC ACID AND ITS SALTS	164124	1604198	188765	2377308
291737 DIMETHYL TEREPHTHALATE		3		
291739 OTH POLYCARBOXYLIC ACIDS/DERIV	43154	496846	57032	292849

Contd.

10.11 Imports by Economic Categories (Detail)

(In Thousand Rupees)

ITEMS	APRIL, 2015	FROM JULY, 2014	APRIL,2014	FROM JULY, 2013
291811 LACTIC ACID,ITS SALTS/ESTERS	13293	110781	19241	119700
291812 TARTARIC ACID	5382	52125	15197	62368
291813 SALT & ESTER OF TARTARIC ACID		810	4716	13034
291814 CITRIC ACID	304436	1326039	216838	1360904
291815 SALTS & ESTER OF CITRIC ACID	42178	232182	37446	203615
291816 GLUCONIC ACID,SALTS & ESTERS	84389	527250	86736	508497
291818 CHLOROBENZILATE (ISO)		2360		2467
291819 OTH CARBOXYLIC ACID W/ALCOHOL	300	92199	10671	102059
291821 SALICYLIC ACID AND ITS SALTS	2046	18288	5096	29292
291822 O-ACETYLSALIC ACID/SALT/ESTER	14955	120736	23270	105485
291823 OTH ESTER,SALICYLIC ACID/SALTS		7305	1111	7136
291829 OTH CARBOXYLIC ACID+PHENOL FUN	18705	105787	6384	108021
291830 CARBOXYLIC ACID+ALDEHYDE/KETON	1478	85526	4793	49655
291891 2,4,5-T(ISO)(2,4,5-TRICHLOROPH	3290	12451	1245	10307
292990 OTH COMP WITH OTH NITROGN FUNC	23946	210840	22275	180817
293020 THIOCARBAMATE/DITHIOCARBAMATES	103591	1294921	34380	298808
293030 THIURAM MONO-,DI-,TETRASULPHID		38111	842	35625
293040 METHIONINE	320195	3340890	342595	2375115
293090 OTHER ORGANO-SULPHUR COMPOUNDS	701503	1411930	247773	1131048
293110 TETRAMETHYL LEAD&T-ETHYL LEAD	2980	24766	1868	15932
293190 OTH O-ALKYL&(O-2-(DIALKYL,COMP	174486	788777	43411	670983
293211 TETRAHYDROFURAN		2828	1	2823
293212 2-FURALDEHYDE (FURFURALDEHYDE)				37420
293213 FURFURYL ALCOH/TETRAHYDRFURFYL		105		287
293219 OTH COMP UNFUSED FURAN RING	8063	62258	10659	51936
293220 LACTONES	7226	156752	3814	90852
293299 OTH HETEROCYCLIC COMP W/OXYGEN	164048	1297467	318858	1715707
293311 PHENAZONE & ITS DERIVATIVE	3282	28161	2025	9340
293319 OTH COMP UNFUSE PYRAZOLE RING	7414	67771	4590	50040
293321 HYDANTOIN AND ITS DERIVATIVES	568	14678	4631	21294
293329 OTH COMP UNFUSE IMIDAZOLE RING	106561	1093917	148211	1007574
293331 PYRIDINE AND ITS SALTS	3450	8099	3495	5170
293332 PIPERIDINE AND ITS SALTS	164	673		670
293333 ALFENTANIAL(INN)(ANILERIDINE)	8708	286361	757	126288
293339 OTH COMP UNFUSE PYRIDINE RING	323062	2639436	233464	2411298
293349 OTH COMP QUINOLIN/ISO-QUINOLIN	231990	1707707	128090	1231102
293353 ALLOBARBITAL(INN)(AMBARBITAL)		4461		3524
293354 OTH DERIVATIVES OF MALONYLUREA	10	10		1998
293359 OTH COMP PYRIMIDINE/PIPER RING	290746	2203176	164852	1858494
293361 MALAMINE	21522	396548	61793	562699
293369 OTH COMP UNFUSE TRIAZINE RING	162494	771633	48406	684862
293371 6-HEXANELACTAM(EPSILON-CAPROL)	466	4452	699	9054
293372 CLOBAZAM(INN),METHPRYLON(INN)				34814
293379 OTHER LACTAMS	29464	518305	7937	252180
293391 ALPRAZOLAM(INN) CAMAZEPAM(INN)	5281	59848	4727	43069
293399 OTHER HETROCYCLIC COPMOUNDS	436436	2201010	124054	1743358
293410 COMP UNFUSE THIAZOLE RING	26828	256416	7592	157155
293420 COMP BENZOTHIAZOLE RING SYSTEM	6124	85743	5123	86445
293430 COMP PHENOTHIAZINE RING SYSTEM	927	30201	1829	52717
293491 AMINOREX(INN),BORTIZOLAM(INN)	155	17226	1964	8474
293499 OTHER NUECLEIC ACIDS&SALTS	463935	4655189	458471	4197324
293999 OTH VEGETABLE ALKALOIDS NATURL	29554	270479	46458	178043
294190 OTHER ANTIBIOTICS.	508660	5646605	626512	4939896
300692 WASTE PHARMACEUTICALS				66
310100 ANIMAL/VEG FERTILIZER/PRODUCTS	2131	51031	16408	32112
310210 UREA,WHET OR NOT AQUEOUS SOLUT	4789899	22328565	2181	37073542

Contd.

10.11 Imports by Economic Categories (Detail)

(In Thousand Rupees)

ITEMS	APRIL, 2015	FROM JULY, 2014	APRIL, 2014	FROM JULY, 2013
310221 AMMONIUM SULPHATE	59823	583290	45553	355877
310229 MIX AMMONIUM SULPHATE/NITRATE	76275	247113	23	247938
310230 AMMONIUM NITRAT,WHET/NOT AQUES	10499	243752	35987	276313
310240 MIXT,AMMONIUM NITRAT/CALC CARB		143		
310250 SODIUM NITRATE	4875	96036	9470	86008
310260 MIXT,CALCIUM/AMMONIUM NITRATE		2840		2546
310280 MIXT UREA/AMMONIUM NITRAT SOLU		7321525		
310290 OTH,MIN/CHEM NETROG FERTILIZER	3433	59497	4863	74045
310310 SUPER-PHOSPHATES	26269	101699		211485
310390 OTH,MIN/CHEM FERTILIZE PHOSPHT	3057	3093	2185	9854
310420 POTASSIUM CHLORIDE	69676	624608	98367	667849
310430 POTASSIUM SULPHATE	200705	1002435	59440	372733
310490 OTH,MIN/CHEM FERTILIZE POTASIC	366971	1856228	234097	1402431
310510 MIN/CHEM FERTILIZER >10KG	8890	23410	24	2674
310520 MIN/CHEM FERTZ ELEM NIT/PHO/PT	22572	212954	30997	305602
310530 DIAMMONIUM HYDROG ORTHO-PHOSPH	4028589	47336897	1315545	20874424
310540 AMMONIUM DIHYDROGEN ORTHO-PHOS		30141		305521
310551 CHEM FERTZ CON NITRAT/PHOS		6712	821	343207
310559 OTH MIN/CHEM FERTZ NITRAT/PHOS	31909	573183	1616	96957
310560 MIN/CHEM FERTZ ELEM PHOS/POTAS		7449		323
310590 OTH MINER/CHEMICAL FERTILIZER	22768	229075	14987	130843
320110 QUEBRACHO EXTRACT	8692	83468	4954	78166
320120 WATTLE EXTRACT	29011	373169	33878	418865
320190 OTH TANNING/EXTRACT VEG/GAMBER	36908	388340	22898	366776
320210 SYN ORGANIC TANNING SUBSTANCE	152162	1450676	196880	1434561
320290 OTH,INORGANIC TANING SUBSTANCE	74203	961789	71748	1034012
320300 COLOUR MATTER,VEG/ANIMAL	5203	50904	7082	42360
320411 DISPERSE DYES/PREP BASE THEROF	198889	1842546	275314	1651699
320412 ACID DYES PREMETALISE/PREP/DYE	137593	1438888	151739	1313774
320413 BASIC DYES/PREP BASE THEREON	68092	717038	54403	569004
320414 DIRECT DYES/PREP BASE THEREON	40451	366053	28782	234757
320415 VAT DYES INCL PIGMENT/PREPARAT	294365	2497152	296682	2597958
320416 REACTIVE DYES PREP BASE THREON	1085795	7556497	794745	7133571
320417 PIGMENT PREP BASE THEREON	256183	2092406	246060	2001537
320419 OTH SYN ORGN COLOURING MATTER	59324	1078328	81588	902633
320420 SYN ORGN PROD USE FLUORESCENT	72526	571053	60607	431561
320490 OTH,SYN ORGN COLOURING MATTER	6697	53042	8941	60635
320500 COLOUR LAKES,PREP AS SPECIFIED	12254	161723	17719	164378
320611 PIGMENT PREP TITANIUM DIOXIDE	567209	4597079	471208	4539834
320619 OTH,PIGMENT/PREP TITANIUM DIOX	7158	84107	15845	100211
320620 PIGMENT/PREP,CHROMIUM COMPOUND	13308	105504	982	116493
320641 ULTRAMARINE/PEP BASE THEREON	4112	33877	5659	44260
320642 LITHOPONE/OTH PIGMENT/ZINC SUL	2288	24266	8680	38599
320649 OTH,COLOURING MATTER PREPARATN	67230	463114	67786	428394
320650 INORGANIC PRO USE LUMINOPHORES		2367	114	5497
320710 PREP PIGMENT/OPACIFIER/COLOURS	20134	180455	18830	146238
320720 VITRIFIABLE ENAMEL/GLAZE/ENGOB	3886	55925	3355	61712
320730 LIQUID LUSTER/SIMILAR PREPARAT	3254	17302		15712
320740 GLASS FRIT/POWDER GRANULE/FLAK	45774	758061	87650	776787
320810 PAINT/VARNISH BASE ON POLYESTER	18478	162595	28113	220547
320820 PAINT/VARNISH,ACRY/VINYL POLYM	16065	308103	8217	163124
320890 OTH PAINT BASED ON POLYAMIDES	112571	1203848	137429	1182625
320910 PAINT/VARNISH ACRY/VINYL POLYM	7401	75256	5326	67203
320990 PAINT/VARNISH,SYN POLYMER/AQS	16039	175996	27616	278112
321000 OTH PAINT & VARNISH FOR LEATHE	14164	169009	12869	185953
321100 PREPARED DRIERS.	16578	134641	12249	128175

Contd.

10.11 Imports by Economic Categories (Detail)

(In Thousand Rupees)

ITEMS	APRIL, 2015	FROM JULY, 2014	APRIL, 2014	FROM JULY, 2013
321210 STAMPING FOILS	23144	244199	20527	226817
321290 OTH,PIGMENT DISPERSE NON AQUOS	16162	168562	19016	157159
321310 COLOURS IN SETS	5700	40882	2537	26488
321390 OTH COLOUR ARTIST/PAINTERS	712	8288	641	2028
321410 GLAZIERS/GRAFTING PUTTY,RESIN	19189	266077	11699	202779
321490 NON-REFRACTORY SURFACING PREP	27121	263659	32593	282646
321511 ROLLING COATING PRINT INK BLK	29221	338934	40397	288355
340290 OTH ORG SURFAC ACT,WASH/CLEAN	129613	1430464	83064	1200384
340311 PREP TEXTILE/LEATHER/OIL MATRL	26574	366326	30125	344881
340319 LUBRICAT PREP CONT PET/MIN OIL	81971	1037804	100929	881687
340391 OTH,PREP TEXT/LEATHER/FURSK ML	199242	1627953	226705	1922653
340399 OTH LUBRICAT PREP OIL/GREASE	49196	484629	59083	391971
340420 ART/PREP WAXES,POLYETHEL GLYCL	28165	200685	25730	218736
340600 CANDLES,TAPERS AND THE LIKE	2183	76610	2589	44275
340700 MODELING PASTE ETC RETAIL SALE	3586	47200	7586	35399
350110 CASEIN	8911	53631	5214	64580
350220 MILK ALBUMIN,INCL WHEY PROTEIN		251		21550
350290 OTH ALBUMIN O/T EGG ALBUMIN		22	72	1368
350300 GELATIN&GELATIN DERIVATIVE		87557		133620
350400 PEPTONEDERV,PROTEIN SUBSTANCE	3759	61916	4101	50145
350510 DEXTRIN,OTH MODIFIED STARCHES	28127	436506	34230	356341
350520 GLUES	15130	105617	24420	95236
350610 PROD SUITABLE USE GLUE/ADHESIV	11846	184097	23652	159962
350691 ADHESIVE/RUBBER/PLASTIC/RESIN	127543	1105549	141427	870187
350699 OTH PREP GLUE/ADHESIVE	13327	106842	12863	106212
350710 RENNEN AND CONCENTRATE THEREOF	224	4526	30	2838
360690 OTH FERRO CERIU/OTH PYROPHORC		3336	261	806
370110 X-RAY FILM,PLATE IN FLAT UNEXP	91660	892652	59303	734084
370120 INSTANT PRINT FILM UNEXPOSED		163		2975
370130 OTH UNEXPOSED PLATE>255MM	43677	495296	38522	380443
370191 O.PL/FILM-COLOUR PHOTOGRAPHY		92		8317
370199 OTH PHOTOGRAP/PLAT/FILM/UNEXPS	1386	7786	1129	1953
370210 PHOT-FILM ROLL UNEXPOSE,X-RAY		413	2421	13346
370231 OTH PHOT/FILM ROLL<105MM		401	124	1093
370239 OTH PHOT FILM ROLL ST/UNEXPOSE	3199	7899	1125	9108
370243 PHOT FILM W>610MM,L<200M	13008	72386	12395	59453
370244 PHOT FILMW>105MM BUT<610MM	54285	400851	11076	479206
370252 PHOT FILM W<16MM-COLOUR				71
370254 PHOT FILM W-16MM-35MM/L<30MM				3
370255 PHOT FILM W-16MM-35MM,L>30MC/L				1549
370297 PHOT FILM ROLL W-≤/≠35MM/L<30M				266
370310 PHOT PAPER/BOARD/TEXT W>610MM	275	3532		1229
370320 PHOT PAPER/BOARD/TEXT UNEX/COL	2976	48575	19583	43077
370390 OTH PHOT PAPER/BOARD TEXT UNEX	15167	107730	11725	103356
370400 PHOT PLAT/FILM PAPER/BOARD EXP		3120		7065
370590 OTH PHOT PLAT/FILM		377	87	1838
370610 CINEMAGRAPHIC FILM EXPO/DEVEL	264	4359	911	18945
370690 OTH CINEMA FILM EXPOSE DEVELOP	275	5685	586	5044
370710 SENSITISING EMULSIONS	6042	79038	9206	73177
370790 OTH CHEM PREP,PHOTOGRAPHIC USE	19054	783511	26808	146367
380110 ARTIFICIAL GRAPHITE	1515	33494	1633	15515
380120 COLOIDAL/SEMI COLOIDL GRAPHITE		4822	186	3435
380130 CARBONEOUS PASTE ELECTRODE		6198		6795
380190 OTH,PREP GRAPHITE O/T CARBON	1342	15752	3053	9985
380210 ACTIVATED CARBON	30479	162895	30260	140102
380290 OTH ACT CARBON/NAT MINER PROD	12328	87650	24498	123597

Contd.

10.11 Imports by Economic Categories (Detail)

(In Thousand Rupees)

ITEMS	APRIL, 2015	FROM JULY, 2014	APRIL, 2014	FROM JULY, 2013
380300 TALL OIL WHETHER/NOT REFINED	131	1100	491	816
380400 RESIDUAL LYE FROM WOOD PULP NS	13652	143825	29734	119383
380510 GUM,WOOD,SULPHAT TURPENTIN OIL		885	4020	5308
380590 OTH TERPENIC OIL CONIFER WOOD		66667	15127	68711
380610 ROSIN AND ROSIN ACIDS	82376	838238	119184	719683
380620 SALT OF ROSIN/RESIN ACIDS DERV	13188	78214	1265	122542
380630 ESTERS GUMS	5344	85935	21023	96904
380690 OTH,ROSIN,SPIRIT,OIL,RUN GUMS	6597	68684	2501	53622
380700 WOOD TAR/OIL,CREOSOT,NAPHT ETC			260	287
380850 INSECTICIDE/RODENTICIDE/ETC		1252		2992
380891 OTHER INSECTICIDES	941098	4439866	711250	4068186
380892 FUNGICIDES	219652	2403484	56217	2307622
380893 HERBICID,ANTISPROUTING PRODUCT	298071	4402950	381851	3141443
380894 DISINFECTANTS	16671	221630	29926	175331
380899 PLANT-GROWTH REGULATORS R.O-71	12097	82808	123026	218245
380910 FINISHING AGENT AMYLACOUS SUBS	41	4969		7359
380991 OTH FINISHING AGENT ETC TX ETC	233816	2316243	271695	2197604
380992 OTH FINISHING AGENT DYE CARIER	29695	214545	23647	208797
380993 OTH FINISHING AGENT DYE CARIER	65936	799267	72276	778080
381010 PICKLING PREP METAL SURFACE	29726	283532	74756	590084
381090 OTH PREP FOR METAL SURFACE	8957	312315	1384	68926
381111 ANTI-KNOCK PREP OF LEAD COMP	216	216		13
381119 OTHER,ANTI-KNOCK PREPARATIONS	1182	17445	1984	23984
381121 ADD LUBRICATE,PET OIL BIT MINE	477487	4010431	467265	4027926
381129 OTH ADDITIVE LUBRICATING OIL	79529	1271704	107532	968315
381190 OTH PREP ADDITIVE FOR LIQU USE	236221	1809056	89075	1407173
381210 PREPARED RUBBER ACCELERATORS	10997	139091	19757	99690
381220 COMPOUND PLASTICIZER RUB PL	1515	10096	260	227249
381230 ANTI-OXIDISING PREPAR & COMPOU	91446	736474	54961	554821
381300 PREP/CHARG FIRE-EXTINGUISHERS	12035	51531	7585	39835
381400 ORGAN COMP SOLVENT/THINNER NES	46549	321505	28297	394935
381511 SUPORTED CATALYST WITH NI/COMP	3281	109428	41343	130205
381512 SUPORTED CATALYST WITH PR/METL	645621	993765	721	75179
381519 OTHER,SUPPORTED CATALYSTS	42837	563189	9690	301617
381600 REFRACTORY CEMENT,MORTARS,CONS	66610	428908	54368	361540
381700 MIXE ALKYL-BENZEN&MIX AL-NAPHT	525659	7176916	798880	6085923
381800 CHEM ELEMENT/COMP DOP-ELECTRON		2343		22710
381900 HYDRALIC BRAKE FLUIDS/LIQUIDS	15444	99182	12489	97217
382000 ANTI-FREEZING PREP/DEICE FLUID	16458	119183	11842	102882
382100 PREP CULTURE MEDIA MICRO-ORGAN	7783	61605	3738	51062
382200 DIAGNOSTIC/LAB REAGENTS/PR-DIA	481771	4821196	804516	4693867
382311 STEARIC ACID	30782	240645	29257	176431
382312 OLEIC (OLIVE) ACID	1860	29493	4353	32405
382313 TALL OIL FATTY ACIDS	233	16939	525	11789
382319 OTH INDUS MONOCARBOXYLIC F.ACI	256710	2892920	306715	2702913
382370 INDUSTRIAL FATTY ALCOHOLS	8274	148485	7715	74228
382410 PREP BINDER FOUNDRY MOUL CORES	5819	104089	9751	84198
382430 NON-AGGLOMERATED METAL CARBIDE				61
382440 PREPARED ADDITIVES FOR CEMENT	44918	253151	25395	249264
382450 NON-REFRACTORY MORTAR CONCRETE	8976	32746		12625
382460 SORBITOL O/TH SUB-H-NO.2905.44	60034	567178	71320	422428
382475 MIX CON CARBON TETRACHLORIDE		2		
382478 CON (PFCs)/(HFCs)BUT NOT(CFCs)	10946	35570	1994	6456
382479 OTH MIX CON HALOGE DER OF METH	20648	147661	13455	132840
382481 MIX CON OXIRANE(ETHYLE OXIDE)				94
382490 OTH,CHEMICAL PRODUCT/PREPARA	2196321	17634515	1575816	14036810

Contd.

10.11 Imports by Economic Categories (Detail)

(In Thousand Rupees)

ITEMS	APRIL, 2015	FROM JULY, 2014	APRIL, 2014	FROM JULY, 2013
382549 OTH WASTE ORGANIC SOLVANTS		25		
382590 OTH RESIDUAL OF CEHM.INDUSTRY	1221	1288		510
390110 POLYETHYLENE SP GRAVITY<0.94	1923371	24631427	2098436	22593607
390120 POLYETHYLENE SP.GRAVITY>0.94	2369592	19860626	1724631	15804110
390130 ETHYLENE-VINYL ACETATE COPLMER	244849	1959811	225013	1734127
390190 OTH POLYMER OF ETHYLENE P.FORM	328428	2076085	163764	1349205
390210 POLYPROPYLENE	4113083	34672156	3317641	36618203
390220 POLYISOBUTYLENE	13101	61684	4563	39279
390230 PROPYLENE COPOLYMERS	1233565	9631349	1530097	9738491
390290 OTHER OLEFINS IN PRIMARY FORMS	26428	222109	13235	207251
390311 POLYSTYRENE EXPANSIBLE	12775	99149	8203	90486
390319 OTHER POLYSTYRENE	75668	450021	79483	514173
390320 STYRENE-ACRYLONITRILE COPOLYMR	28651	267668	29969	276011
390330 ACRYLONITRILE-BUTADINE-STYRENE	449050	2431839	245881	2453565
390390 OTH POLYMERS OF STYRENE,P-FORM	21580	147277	14017	128213
390410 POLYVINYL CHLORIDE,UNMIX SUBST	435077	3123156	398433	2601231
390421 OTH POLYVINYL CHLORIDE,NON-PLA	12826	92386	3120	82535
390422 OTH POLYVINYL CHLORIDE PLASTIC	23602	224799	24754	244700
390430 VINYL CHLORIDE VINYL ACETATE	3703	33096	7081	44712
390440 OTH VINYL CHLORIDE COPOLYMERS	6189	70576	15253	91983
390450 VINYLIDENE CHLORIDE POLYMERS			280	280
390461 POLYTETRALUOROETHYLENE	281	904	360	3597
390469 OTHER, FLUORO-POLYMERS		9596	3855	12025
390490 OTH POLYMERS OF VINYL CHLORIDE	1537	10411	1440	10854
390512 POLYVINYL ACETATE AQUE DISPERS	4856	37587	6544	48193
390519 OTH POLYVINYL ACETATE (PVA)	5771	49876	9741	57171
390521 VINYL ACETATE COPOLYMERS AQUEO	68039	444905	51395	405821
390529 OTH VINYL ACETATE COPOLYMERS	15450	126083	2368	113781
390530 POLYVINYL ALCOHOL W/N CON UNHY	178228	1574671	166809	2031727
390591 COPOLYMERS	1913	14285	7421	21062
390599 POLYMERS OF OTHER VINYL ESTERS	22201	287927	32275	248163
390610 POLYMETHYL METHACRYLATE	25982	166528	10660	141268
390690 OTHER,ACRYLIC POLYMERS P/FORMS	332686	3522748	350024	3396719
390710 POLYACETALS	14160	157057	10977	123898
390720 OTHER POLYETHERS	1156004	9314478	928635	9149981
390730 EPOXIDE RESINS	92611	655902	71359	682887
390740 POLYCARBONATES	134223	965262	31481	623658
390750 ALKYD RESINS	27161	242462	433	97352
390760 POLYETHYLENE TEREPHTHACATE(PET)	517378	3915183	144524	2714641
390770 POLY(LACTIC ACID)	12363	42392		13791
390791 OTHER POLYESTERS, UNSATURATED	2236	38023	2124	39126
390799 OTH POLYSTERS IN PRIMARY FORMS	48955	326323	34653	368500
390810 POLYAMIDE-6,-11,-12,-6,6,-6,10	28055	188388	10272	180310
390890 OTH POLYAMIDE IN PRIMAR FORM	47007	333298	29276	277987
390910 UREA RESINS, THIOUREA RESINS	4460	42363	1747	45496
390920 MALAMINE RESINS	12949	152452	14316	140181
390930 OTHER AMINO-RESINS	3383	7726	171	3640
390940 PHENOLIC RESINS	29231	234523	35909	235317
390950 POLYURETHANES	183054	2026795	184551	2125949
391000 SILICONES IN PRIMARY FORMS.	281176	2613547	251348	2381105
391110 PETROL/COUMARONE,INDENE RESINS	6542	105931	14734	81883
391190 OTH,POLYSULPHIDE,SULPHONE/PLAS	12875	109850	13335	113419
391211 CELLULOSE ACETATES,NON-PLASTI				502
391212 CELLULOSE ACETATES,PLASTICISED	36	463	156	238
391220 CELLULOSE NITRATES(INCL COLLO)	62992	619345	68714	552292
391231 CARBOXYMETHYL CELLULOSE & SALT	182654	1299362	200424	1080273

Contd.

10.11 Imports by Economic Categories (Detail)

(In Thousand Rupees)

ITEMS	APRIL, 2015	FROM JULY, 2014	APRIL,2014	FROM JULY, 2013
391239 OTHER CELLULOSE ETHERS	156348	1248785	100868	1492479
391290 OTH CELLULOSE & CHEM DERIVATIV	28041	301760	28174	275602
391310 ALGINIC ACID,ITS SALTS & ESTER	107669	1550995	181889	1399492
391390 OTH NATURAL POLYMERS/MODIFI	30855	331868	18868	268562
391400 ION-EXCHANGERS BASED ON POLYMR	28708	286300	16020	259638
391510 WASTE,ETC OF ETHLY/POLYM/PLAST	866	14080		10850
391520 WASTE,ETC OF STYRENE/POLY/PLAS		40417		26567
391530 WASTEETC OF VINYL-CHLORIDE/PL	14799	757338	70095	744689
391590 WASTE,ETC PLASTIC/PARING	15941	466739	78203	687905
391610 MONOFILAMENT D>1MM RD/ST/PROFI	73	16792		20323
391620 MONOFILAMENT D>1MM-PL PO VICHL	787	48662	2192	28798
391690 OTH MONOFIL D>1MM PLASTIC-TOH	10677	111679	13154	85849
391710 ARTIFI GUTS OF HARDEN PROTEIN	2142	9130		7398
391721 TUBE,PIPE HOSES,RIGID,OF POLYM	21277	113168	14309	60760
391722 TUBE,PIPE HOSES,POLYMER OF PRO	3184	70034	4106	46347
391723 TUBE,PIPE ETC OF POLYMER VINYL	42857	163829	13353	119177
391729 TUBE,PIPE HOSE,RIGID,OTH PLAST	2161	112452	9775	49032
391731 FLEXIBLE TUBE,PIPE B-PRE27.6MP	15947	144595	3410	61276
391732 OTH,TUBE,PIPE HOSE W/OUT FITNG	2325	15049	8124	30940
391733 OTH TUBE,PIPE NOT REINFORCED	1244	12642	325	8395
391739 OTHER TUBES,PIPES AND HOSES,	281298	730702	15462	463872
391890 FLOOR COVERING OF OTH PLASTICS	16249	165759	15043	56622
391910 SELF ADHESIVE PLAT,ETC W<20CM	97818	1062512	182574	939861
391990 OTH,SELF-ADHESIV PLATE,W>20CM	257724	2717356	240195	2183035
392010 OTH PLATES,ETC PLASNON-CELULAR	193790	1474437	151092	1251336
392020 OTH PLATE,ETC PLAST NOT REINFO	168267	1222236	107570	1133028
392030 OTH PLATE,SHEET,ETC OF PLASTIC	55721	236283	26779	237397
392043 OTH PLATE,MAT OF VINYL CHLORID	23263	274167	46357	293153
392049 OTH PLAT,ETC VINYL CHLORID FLX	125122	1081355	107472	830090
392051 OTH PLATE,ETC ACRYLIC POLYMERS		65951	4879	65123
392059 OTH PLAT,ETC OTH ACRYLPOLYEER	1076	26446	2395	10449
392061 POLY CARBONATE IN PLATE, ETC	3236	16694	1152	24294
392062 OTH PLATE ETC POLY(ETH TEREPH)	58335	200375	31591	337040
392063 OTH PLATE ETC UNSAT-POLYESTERS	32037	214402	22231	197957
392069 OTH PLATES ETC OF OTH POLYESTR	4335	68642	3781	116999
392071 OTH PLAT ETC PLAS OF REG CELLUL		6833		7833
392073 OTH PLATETC PLASTIC NON CELLU		130		1566
392079 OTH PLAT ETC-PLAS OF CEL DERIV		207		1062
392091 OTH PLATETC PLAS OF PO BUTRAL	3715	29772	1521	24384
392092 OTH PLAT ETC-PLAS OF POLYAMIDE		15561	2667	19003
392093 OTH PLAT ETC-PLAS OF AMINO-RES		162	425	892
392094 OTH PLAT ETC-PLAS OF PHENORES	13	18493		3549
392099 OTH PLAT ETC-PLAS OF OTH PLAST	51192	479176	58381	493874
392111 PLATES ETC OF PLAS POLY/STYREN		15405	162	5100
392112 PLAT ETC PLASTIC CEL P-VIN-CHL	58481	463193	66623	361845
392113 PLAT ETC PLA CEL OF POLUURETHA	55472	781039	237568	1715235
392114 PLAT ETC PLA CEL OF REGERATED	2001	12374	2434	11901
392119 FLAT SHET ETC PLA CEL OTH PLAS	26427	222119	33777	397320
392690 OTH, ARTICLES OF PLASTICS	318999	3123855	358117	3133788
400110 NATURAL RUBBER LATEX	165745	2139829	299736	3054057
400121 SMOKED SHEETS	154941	1268580	114014	1096899
400122 TECH SPECIFIED NATURAL RUBBER	148744	1543066	199464	2018473
400129 OTHER NATURAL RUBBER	33414	178997	21802	248598
400130 BALATA,GUTTA-PARCHA,CHICLE ETC			63	466
400211 STYRENE-BUTADIENE RUBBER LATEX	148496	1083675	116107	1100513
400219 STYREN BUTADIEN RUBER CARBXyla	569344	3106705	398496	2440232

Contd.

10.11 Imports by Economic Categories (Detail)

(In Thousand Rupees)

ITEMS	APRIL, 2015	FROM JULY, 2014	APRIL,2014	FROM JULY, 2013
400220 BUTADIENE RUBBER (BR)	29296	153808	48720	427774
400231 ISOBUTENE-ISOPRENE RUBBER(IIR)	162966	1107008	127152	1481933
400239 OTH,HALO-ISOBUTENE-ISOPRENE RU	36003	119459		191163
400241 CHLOROPRENE RUBBER LATEX (GR),		424		
400249 CHLOROPRENE RUBBER O/THAN LATX	44080	348346	59062	386445
400251 ACRYL BUTADIENE RUBBER LATEX		272	2645	53611
400259 ACRY BUTAD RUBBER O/THAN LATEX	94469	476265	59682	289284
400270 ETHYL PROPLENE-NON-CONJUGATED	20422	179069	24963	288021
400291 OTH SYNTHETIC RUBBER FACTICE		917	29436	208283
400299 OTH SYN RUBBER FACTICE D/F OIL	21464	176347	9683	159440
400300 RECLAIMED RUBBER PRIMARY FORM	38511	292214	31102	301457
400400 WASTE,PAROMGS&SCRAP O/TH H-RUB	83165	988861	71592	1148273
400510 COMP WITH CARBON BLACK OR SILI	7730	115921	19156	145828
400520 SOLUTION/DISPERS O/T H-4005.10		276		234
400591 PLATE,SHEET STRIP UN-VUL RUBER		7791	1652	5064
400599 OTHER COMPOUNDED RUBBER	14423	198218	28798	181518
400690 OTH FORM&ARTIC UNVULCAN RUBBER	3208	51298	803	8944
400700 UNVULCA RUBBER THREAD & CORD	24336	165031	13773	147296
400811 PLATE,SHEET ETC CELLU VULC RUB	6248	53804	10147	104456
400819 RODS&OTH FORMS OF CEL.VULC RUB	250	12863	6	8903
400821 PLAT,SHET N-CELU VULCANI RUBER	49495	486032	56774	328240
400829 RODS&OTH FORM OF N/CEL VUL RUB	1592	57234	13519	72665
400911 TUBE,PIPE OF RUBBER W/O.FITING	31234	262647	22246	184059
400912 TUBE,PIPE OF RUBER WITH FITING	1760	20947	2272	17685
400921 TUBE,PIPE OF RUB W/O.METL.FIT	1720	35019	5290	130432
400922 TUBE,PIPE OF RUB WITH METL.FIT	1652	12866	1893	18297
400931 TUBE,PIPE RUB W/O TEX.METL.FIT	5640	115576	5007	58099
400932 TUBE,PIPE RUB W/TEX.METL.FIT	344	24128	726	8299
400941 TUBE,PIPE RUB W/O OTH.METL.FIT	2670	44508	2168	46814
401700 HARD RUBER IN ALL FORMS/ARTICL	903	12963	545	16637
410120 W.HID&SKIN BOV.WT8-10KG.UN.SPL	1358	41790		33445
410150 WHOLE,HIDE/SK BOV ANI F>16 KG	48457	579287	48319	396430
410190 OTH HIDES INCL BUTT,BEND&BELIE	1479	6419	4374	18038
410210 RAW SKINS OF SHEEP/LAMB W/WOOL	300922	3119201	373243	4389979
410221 RAW SK SHEP/LAM W-OUT WOOL PKD	98414	271869	46283	363027
410229 OTH RAW SK SHEP/LAM W/OUT WOOL	9936	227645	31976	92630
410320 RAW HIDES & SKINS OF REPTILES		5217		
410390 OTH,HID/SK FRE SALTED,DRIED,LA	52495	883727	108594	676834
410411 HIDE/SKIN FULL GRAIN UNSPLIT		23025	6127	22496
410419 OTH HIDE,SKIN WET STATE	14030	148547	12702	198751
410441 HIDE,SKIN FULL GRAIN DRY STATE		23193		26696
410449 OTHER HIDES DRY STATE(CRUST)	1622	42896	412	9343
410510 WET BLUE LAMB,SHEEP SKIN	87101	1101248	281723	1589830
410530 SHEEP/LAMB SKIN NO WOOL CRUST		10813	6559	45886
410621 GOAT/KID SKIN WET BLUE	49802	565385	95165	719168
410622 GOAT/KID SKIN CRUST	15409	121673	16145	206371
410691 OTH WET BLUE SKINS		34		10004
410692 OTH SKINS DRY STATE CRUST		3629		
410711 WHOLE HIDE SKIN FULL GRAIN BOV		3057		3284
410712 WHOLE HIDE/SKIN GRAIN SPLIT BV	2664	13934		13006
410719 OTH WHOLE HIDE/SKIN BOV ANIMAL	77492	740157	43322	532549
410791 OTH HIDE INCL SIDES FULL GRAIN		332		
410792 OTH HIDE INCL SIDE GRAIN SPLIT		16169		2685
410799 OTH LEATHER FURTHER PREPARED	6854	109587	24701	127642
411200 PREPARED LEATHER SHEEP/LAMB	5815	62635	5404	46949
411310 LEATHER PREP.AFTER TANN GOAT	1592	152118	13288	168373

Contd.

10.11 Imports by Economic Categories (Detail)

(In Thousand Rupees)

ITEMS	APRIL, 2015	FROM JULY, 2014	APRIL,2014	FROM JULY, 2013
411390 OTH LEA FURTHER PREP.AFTR TANE	803	46747	3825	17546
411410 CHOMIS LEATHER		168		
411420 PATENT LAMINATED METALIS LEATH		15798	2691	5313
411510 COMP. LEATHER WITH BASIS LEATH	4599	106355	3897	64435
411520 PARINGS, OTH WASTE OF LEATHER	2209	11201	49	21346
420600 ARTI OF GUT OF BLADER/ TENDONS				5
430110 MINK SKINS,RAW,WHOLE/W/O HD,TA			4	131
430219 OTH,FURSKINS,WHOLE,W&W/OUT H&T	9763	25755	13656	40404
430220 HEAD,TAILS,PAWS&OTHER CUTTINGS	846	846		
440110 FUEL WOOD,IN LOGS,BILLETS ETC		193		52
440122 WOOD IN CHIPS OR PART NON-CON				620
440310 WOOD TRET WITH PAINT,STAIN ETC		35407		90402
440320 OTH,CONIFEROUS SPECIES ROUGH	22940	164771	17791	96553
440349 OTH,WOOD,NON-CONF SPECIES ROUG	39419	258517	88285	392332
440391 OTH WOOD OAK LOGS NON-CONFIFER		443		258
440399 WOOD OF OTHER NON-CONF SPECIES	141946	725752	64357	438003
440410 CONIFEROUS	4474	57134	16737	55070
440420 NON-CONIFEROUS		5		229
440799 OTH WOOD NON-CONF.SPECIES	204521	1540813	107256	1068904
440810 CONIFEROUS SHEET FOR VENEERING	4026	73314	13945	76726
440831 VENEER/DARK RED MERANTI SHEETS		2907		
440839 OTH VENEER SHEET/TROPICAL WOOD	1854	47238	6388	41757
440929 OTHER NON-CONIFEROUS WOOD	55	1893	28	2720
441011 PARTICLE BOARD OF WOOD	14140	129755	2160	92258
441012 ORENTED STRAND BOARB UN-WORKED	596	8758	644	5847
441019 OTH P-BOARD OF LIGNEOUS MATERI		515	1837	1864
441090 OTH P-BOARD NOT AGGLOM W-RESIN		6254		793
441112 MEDIUM DENSITY BOARD (MDF)	133667	1024119	105954	943095
441113 (MDF)THICKNESS 5MM TO 9MM	20271	240956	20278	190169
441114 (MDF)THICKNESS EXCEEDING - 9MM	144393	1114654	77419	888332
441192 OTH (MDF)DENSITY EXC 0.8 g/cm3		162		168
441193 OTH (MDF)DENSITY 0.5-0.8g/cm3	190781	1152289	169652	1145580
441194 OTH (MDF)DENSITY NOT> 0.5g/cm3	271	12743		8936
441210 P-WOOD,VENEER PANELS OF BAMBOO		228		201
441231 OTH P-WOOD OF WOOD SHEET -6MM				4080
441232 OT P-W OUTER PLY NON-CONIFE-WD	11675	238086	25398	155390
441239 OTH PW CONSIST OF WD SHEET-6MM	26717	109132	6088	39306
441294 OTH BLOCKBOARD,LAMINATED&BATEN	38	6698	1195	4959
441299 OTH PW CONSIST OF WOOD SHEET	3069	4810	266	15774
441400 WOODEN FRAMES FOR PAINTINGS	241	7340	1374	10724
441510 CASES,BOXES,CRATES,SIM/PACKING	256	40285	173	3126
441520 BOX PALLETS& OTHER LOAD BOARD	96	13848	337	375
442190 OTHER,ARTICLES OF WOOD	8993	122903	7260	89786
450110 NATURAL CORK,RAW/SIMPLY PREPAR		3752		1116
450190 WASTE CORK,CRUSHED,GRANULATED	219	7128		6805
450200 NATURAL CORK,BLOCK,PLATE,SHEER				2
450310 CORKS AND STOPPERS	73	87	25	75
450390 OTHER ARTICLE OF NATURAL CORK		62		43
450410 BLOCK PLATE SHEET,STRIP CORK	2366	14441	3741	17941
460290 OTH BASKET/WICKERWORK/LOOFAH	500	4785	302	2114
470100 MECHANICAL WOOD PULP	62407	428549	9890	438628
470200 CHEM WOODPULP,DISSOLVING GRADE	16600	91599	3667	108721
470311 CHEM WOODPULP UNBLECHED CONIFE	13992	585096	44631	739759
470319 CHEM WOODPULP UNBLE NON CONIFE		4147		11695
470321 CHEM WOODPULPSEMIBLEACH/BLEACH	410463	2917256	121939	3196519
470329 OTH CHEMWOODPULP BLE/SEMI-BLEH	232946	2526780	273635	2545730

Contd.

10.11 Imports by Economic Categories (Detail)

(In Thousand Rupees)

ITEMS	APRIL, 2015	FROM JULY, 2014	APRIL,2014	FROM JULY, 2013
470421 CHEM WOODPULP,S-BLE/BLE CONIFE		1		7970
470429 CHE W-PULP,S-BLE/BLE NON-CONIF		212377	13585	277515
470500 SEMI-CHEMICAL WOOD PULP	28379	769886	87228	764067
470620 PULP OF FIBRES DERI FROM W-SCR	4929	31315	159	20569
470693 PULP OBTAIN.COMBIN OF CHE/MECH				
470710 UN-BLEACHED KRAFT PAPER	39726	144448	29712	302511
470720 RECOVERED PAPER/PAPER BOARD BL		97		4630
470730 PAPER/PAPERBOARD MACHINE PULP	224	20728		4596
470790 WASTE & SCRAP OF OTHER PAPER	198901	1731784	85784	1874443
480100 NEWSPRINT,IN ROLLS OR SHEETS	447561	4932291	347774	4314332
480210 HAND-MADE PAPER & PAPERBOARD		492		1244
480220 PAPER/P-BOARD PHOTO-SENSITIVE	49	3956		508
480240 WALL PAPER BASE		74		
480254 OTH PAPER & PAPERBOARD<40G/SQM	11492	72899	4497	66344
480255 OTH PAPER&PAPERBOARD>40-G/SQM	411162	2394320	158866	2123298
480256 OTH PAPER&PAPERBOARD IN SHEETS		628234	29245	89128
480257 OTH PAPER WT 40-150 G/M2	36631	358903	19239	316325
480258 PAPER & BOARD WT>150G/M2	59186	547089	51891	293091
480261 OTH PAPER&PAPERBOARD IN ROLLS		632	847	5163
480262 OTH PAPER&PAPER BOARD IN SHEET	249583	1977193	182758	1952447
480269 OTH U-C CARBONISING BASE PAPER	2775	14573	2346	15812
480300 TOILET FACIAC TISSUE/TOWEL ETC	23919	236777	34571	206071
480411 KRAFTINER UN COATED UN-BLEACH	93732	1225187	107227	1015170
480419 OTH KRAFTLINER UNCOAT ROL/SHET	60085	681671	19193	442084
480421 SACK KRAFT PAPER,UNBLEACHED	494186	4101897	497957	3672813
480429 OTH SACK KRAFT PAP UN-COT RISH	4586	26435	3369	40215
480431 OTH KRAFT P1BORD WT150G/SQMUNB	37022	292395	44084	300240
480439 OTH UNC K-P/BORD WT150G/SQMUB	23879	216929	30465	318899
480441 OTH KR.P/BORD W>150G<2259-UNBL				691
480442 OTH KRAFT 150-225G BLECH	1616	21627	1589	12081
480449 OTH KRAFT PAPER IN ROCC/SEETS	45	3309	137	15991
480451 OTH KRAFT PAPER 225G ON BLEACH		5491		3372
480459 OTH KRAFT PAPER IN ROLL 225G	16357	80538		7501
480511 SEMI-CHEMICAL FLOUTING PAPER	3042	98393	6738	93532
480512 STRAW FLUTING PAPER		99	435	2684
480519 OTHER FLUTING PAPER	24828	392721	7365	168887
480524 TESTLINER BD WT150G/M2 OR LESS	24871	127475	7416	93007
480525 TESTLINER BOARD WT>150 G/M2	17896	157432	19627	191484
480530 WRAPPING PAPER,UNCOAT	28870	284497	40922	305455
480540 FILTER PAPER/PAPERBOARD,UNCOAT	947	17898	1525	21947
480550 FELT PAPER/PAPERBOARD,UNCOATED	80	80		5263
480591 OTH P&P/ BOARD<150G UNCOATED	22878	237947	26687	251433
480592 OTH P&P/BOARD 150-225G UNCOAT	27392	148021		78515
480593 OTH P & P BOARD<225G UNCOATED	20609	149913	11357	133237
480610 VEGETABLE PARCHMENT PAPER		7547	635	8925
480620 GREASEPROOF PAPERS	646	16412	1686	15642
480630 TRACING PAPERS	2289	24139		19726
480640 CLASSINE/GLAZED TRANSPA PAPER	12919	117369	4807	60723
480700 COMPOSITE P/BOARD STICKING FLA	150	46739	1235	41754
480810 CORRUGATED P&P/BOARD PERFORTEO		749	147	1097
480840 SACK KRAFT PAPER CREPED/EMBOSD	2236	5718		2877
480890 OTH PAPER,CREPED/EMBOSSD/PERF	1167	37035	3362	35439
480920 SELF COPY PAPER	30548	371618	30689	295246
480990 OTH COPYING / TRANSFER PAPERS	3291	35836	4679	27288
481013 P&P/BOARD FOR WRITING/PRINTING	138603	1084725	77733	1419338
481014 P&P/B IN SHEET 1-SIDE<435/297M	546	1903		

Contd.

10.11 Imports by Economic Categories (Detail)

(In Thousand Rupees)

ITEMS	APRIL, 2015	FROM JULY, 2014	APRIL,2014	FROM JULY, 2013
481019 OTH PAPER&PAPERBOARD IN SHEET	97513	571082	39339	830617
481022 LIGHT WEIGHT COATED PAPER		9543	4920	12554
481029 OTH LIGHT WEIGHT COATED PAPER	502750	3020375	277331	987209
481031 KRAFT PAPER&BOARD WT 150G/M2		1201		2159
481032 KRAFT PAPER&P/BOARD WT>150G/M2	292	47505	8902	41859
481039 OTH KRAFT PAPER&P/BOARD BLEACH	2048	8816	300	13177
481092 OTH PAPER&P/BOARD MULTI-PLY	1079699	9018151	886605	6107325
481099 OTH PAPER&P/BOARD COATED	24721	280537	24475	204735
481110 P&P/BOARD,TARRED,BITUMINISED	3	6512		3499
481141 GUMMED ADHESIVE PAPER & BOARD	127888	1100533	90438	1425084
481149 OTH GUMMED/ADHESIVE P&P/BOARD	26437	188663	4940	121170
481151 PAPER&PAPER BOARD PLASTIC COAT		197		75
481159 OTH P&P/BOARD PLASIC COAT.	202579	2465423	368771	2769305
481160 P&P/BOARD COATED WAX COVERED.	101515	473661	108995	665861
481190 OTH P&P/B CELLULOSE WADDING	155625	1313776	127560	1177485
481320 CIGRETTE PAPER IN ROLL WTH SCM	67698	591278	38587	642502
481390 OTH CIGARET PAPER,BOOKLET/TUBE	56272	605465	59644	504886
481420 WALL PAPER COVERD WITH GRANITE	10796	130925	8014	63053
491199 OTHER, PRINTED MATTER	20614	628097	50581	368883
500100 SILK-WORM COCOONS FOR REELING	498	1637		
500200 RAW SILK (NOT THROWN)	11397	97750	2714	60625
500300 SILK WASTE, YARN WASTE&G-STOCK		2595		2124
500400 SILK YARN,NOT RETAIL SALE	13466	282953	20790	351621
500500 YARN SPUN FROM SILK,WASTE NRS	40595	483605	29849	413036
500790 OTHER SILK FABRICS	171834	2182435	88064	772189
510111 SHON WOOL GREASY	67	10445	1616	18464
510119 OTHER GREASY FLEECE WSHED WOOL	6299	392785	19540	243349
510121 SHORN WOOL, DEGREASED	7200	7200		8608
510129 OTHER DEGREASED WOOL NOT CORBO		34113		11130
510130 CARBONISED WOOL	10887	86322	19654	141051
510219 OTH FINE ANIMAL HAIR KASHMIR		10081		743
510220 COARSE ANIMAL HAIR		788		
510510 CARDED WOOL	174	1500	706	3236
510521 COMBED WOOL IN FRAGMENTS				2481
510529 OTHER WOOLTOPS&COMBED WOOL		19465	130	42425
510531 FINE ANIMAL HAIR,CARDED/COMBED		19723		22843
510539 OTH F-ANIMAL HAIR,CARD/COMBED		65		
510610 YARN OF CARDED WOOL 85% WT WOL	30637	257594	32424	261162
510620 YARN OF CARDED WOOL<85% W WOL	22060	179147	30103	148509
510710 YARN OF COMBED WOOL-WOOL=/>85%	9257	60737	22272	28194
510720 YARN OF COMBED WOOL-WEIGHT<85%	13947	26228		6329
510910 YARN OF WOOL /ANIMAL HAIR 85%>		2477		
511300 WOV. FAB. COARSE ANIMAL HAIR.				1351
520100 COTTON, NOT CARDED OR COMBED.	4382621	27136511	4066847	53560338
520210 YARN WASTE(INCL.THREAD WASTE)	1636	20901	3824	19265
520299 OTHER COTTON WASTE	26198	184023	19431	102483
520300 COTTON, CARDED OR COMBED.		7571		4702
520411 COTTON SEWING THREAD 85%/MORE	202	202		1302
520419 OTH COTTON SEWING THREAD 85%>	1148	5449	1120	6053
520420 COTTON SEWING THREAD,RETL SALE	283	1122		5252
520511 SIN.COT.YAR.U.COM.FIB.D-714.29	18360	258497	73954	757378
520512 S-COT.YARN UCF.D-232.56-714.29	42229	595577	110270	1365552
520513 S-COT.YARN UCF.D-192.31-232.56	6525	147360	68181	522353
520514 S-C. YARN UCF D-125.00-193.31.		46100		13026
520515 S/C YARN UCF.D< 125.00-193.31.		53296	75069	232353
520521 S/C YARN COM.FIB D-714.29/MORE			24400	49158

Contd.

10.11 Imports by Economic Categories (Detail)

(In Thousand Rupees)

ITEMS	APRIL, 2015	FROM JULY, 2014	APRIL, 2014	FROM JULY, 2013
520522 S/C YARN LF.DX.232.56-714.29	11790	539221	92618	918029
520523 S/C.YARN LF.DX.192.31-232.56		22956		392473
520524 S/C YARN COM.FIB.125-192.31-DX		50550	74489	505390
520526 S/C YARN LF. DX. 106.30-125.	16403	278535	18214	170779
520527 S/C YARN COM.FIB.106-36-125-DX	298862	2109583	356375	2861086
520528 S/C YARN COMBED FIB.< 83.33-DX	258099	2519049	240822	2739367
520531 MUL/CAB.C/Y.ULF.>714.29DECITEX	26444	59553	116463	1342806
520532 MUL/CAB C/Y ULF.232.56-714.29D	641	13025	17210	71239
520533 MUL/CAB.C/Y ULF.192.31-232.56D			399	399
520534 MUL/CAB.C/Y ULF.125-192.31 DX.			10716	64452
520535 MUL/CAB.C/Y UN.COM.FIB<125.DX.	27349	233127	114341	1263716
520541 MUL/CAB.C/Y COM.FIB>714.29DX			133	133
520542 MUL/CAB.C/Y CF.232.56-714.29DX		92652	6048	34726
520543 MUL/CAB.C/Y CF.129.31-232.56DX		103		
520544 MUL/CAB.C/Y C.FIB-125-192.31DX		6477	2682	14438
520547 MUL/CAB C.Y CF.83.33-106-38 DX	4536	4536		24802
520548 MUL/CAB.C/Y COM.FIB.< 83.33.DX	5645	68259		48555
520611 S/C YARN UN COM. FIB>714.29 DX	14176	105412	5351	79537
520612 S/C YARN UN.COM. FIB.<71429.DX	12492	69076	9343	25022
520613 S/C.YARN UN.COM.FIB.<832.56DX.				2702
520614 S/C YARN UN.COM.FIB.<192.31DX				3044
520615 S/C YARN UN.COM. FIB.<125DX.		969		975
520621 S/C YARN COMBED FIBRE 714-29DX				221
520622 S/C YARN COMBED FIB.<714.29DX		578		7085
520623 S/C YARN COMBED FIB.<232.56DX				16522
520634 MUL/CAB C/Y UCF <192.31,125DX				252
520635 MUL/CAB C/Y UN-COM F/B<125DX		10290	7298	23461
520642 MUL/CAB C/Y CF<714.29,232.56D				96
520710 C/Y CON>85 % WT OF COT PER-SAL		1132	25	120
521225 OTH W-FAB COT PRINTED>200G/SQM	106	1756		1588
530110 FLAX, RAW OR RETTED				16089
530121 FLAX,BROKEN OR SCUTCHED N-SPUN	3119	23956		18286
530129 OTH, FLAX,HACKLED NOT SPUN	5719	134647	11362	30813
530310 JUTE/OTH TEXT BAST FIB RAW/RET	211770	3640404	372805	3997544
530390 OTH, WASTE OF JUTE&TEXTILE FIB		45281		30148
530500 COCONUT,ABACA RAMIE,RAW/PROCE	14481	119000	51338	401374
530610 SINGLE FLAX YARN		80690	13337	89593
530620 MULTIPLE OR CABLED YARN	2417	2838		1326
530710 SINGLE,YARN OF JUTE OR OTH FIB	8126	74338	116155	228560
530720 MULTIPLE OR CABLED YARN(RAMIE)	8640	45406	4416	24419
530810 COIR YARN	2774	35059	3517	34418
531100 WOV FAB OF OTH VEG TEX FIB		2279		2427
540110 SEWING THREAD SYTHA FILAMENT	31078	492787	65800	783234
540120 SEWING THREAD ARTIFICIAL FILAM	225740	1671772	85629	1538964
540211 HIGH TENANCITY YARN OF ARAMIDS	621	25568		6286
540219 OTH HIGH TENANCITY NYLON YARN	964	45418	1614	10854
540220 HIGH TEN YARN OF POLYESTERS	9740	64256	431	15931
540231 FILAMENTS YARN NYLON POLY 50	95649	1074567	91119	1090069
540232 FILAMENTS YARN NYLON/OTH POLY		132059	30745	243990
540233 FILAMENTS YARN OF POLYESTERS	2196408	17055521	2183935	18890300
540234 TEXTURED YARN OF POLYPROPYLENE	24172	150701	16280	97077
540239 OTH, SYNTHETIC FILAMENTS YARN	25913	318542	55934	343009
540244 OTH YARN SINGLE UN-TWIST/TWIST	445869	4187807	317104	3944198
540245 ELASTOMERIC YARN OF NYLON	78433	580911	41727	577407
540246 ELASTOMERIC YAR,POLY-PARTIALLY	6931	53206	7224	44594
540247 ELASTOMERIC YARN OF POLYESTERS	511826	5303691	739249	4724911

Contd.

10.11 Imports by Economic Categories (Detail)

(In Thousand Rupees)

ITEMS	APRIL, 2015	FROM JULY, 2014	APRIL,2014	FROM JULY, 2013
540248 O-ELASTOMERIC OF SPANDEX/LYCRA	7258	63941	3983	42296
540249 OTH,YARN,SINGLE,50 TURNS/MTR	17648	143611	62708	396139
540251 OTH S/Y TWIST>50/M NYLON,POLYA	2658	24956	2665	26077
540252 OTH S/Y TWS>50/M OF POLYESTER	36286	330662	43974	436839
540259 OTH S/Y TWS>50M OF OTH POLYEST	1988	20868	73	81677
540261 OTH Y-MULTIPLE/CAB NYLON/POLYM	3851	72869	53762	474028
540262 OTH Y-MULTI/CAB OF POLYESTER	93851	888262	67469	649838
540269 OTH Y-MULTI/CAB NOT RETAIL SAL	13465	111053	4761	21869
540310 HIGH TENACITY YARN OF VISCOS		245		1
540331 OTH Y/S UN-TWST VISCOSE RAYON	875582	8337501	899875	8118606
540332 OTH Y/S VIS RAY >120TURNS/MTRS	233417	3852292	324208	2494032
540333 OTH YARN,SINGLE CELLULOSE ACET	3707	36912		31175
540339 OTH ARTIF FILAMENT YARN SINGL	47264	502604	81519	434988
540341 OTHER YARN OF VISCOS RAYON		33071		125405
540349 OTH ARTI FILAMENT YRN VIS RAYO	5	3007	1004	3988
540411 ELASTOMERIC SYN-MONOFILAMENT	2930	23576	10635	34494
540412 OTH MONOFILAMENT OF POLYPROPYL	4456	23016	219	13386
540419 OTH SYN MONOFILAMENT OF 67-DEX	5715	128869	15652	97486
540490 OTH SYNTH YARN & SYNTH TEX MAT	548	85372	20615	151970
540500 ARTIFICIAL MONOFILAMENT67D/MORE		499		
540834 OTH WOV FAB ART.FIL YARN PRINT		272		8
550110 SYN FIL TOW NYLON/OOPOLYAMIDES				203
550120 SYN FILAMENT TOW OF POLYESTERS		51822	8305	83789
550130 ACRYLIC OR MODACRYLIC	471034	2851797	406353	3007519
550190 SYNTHETIC FILAMENT TOW,N.S.		25430	24897	69514
550200 ARTIFICIAL FILAMENT TOW	419675	3886849	274329	3856466
550311 SYN STAPL FIB OF NY OF ARAMIDS	4600	31488	3043	16859
550319 OTH SYN STSPL FIB NOT CARD/COM	3044	172638	14039	111154
550320 SYN STA FIB POLYESTER N-CRD/CD	1369061	13749084	1337401	11958973
550330 SYN STA FIB ACRYLIC N-CRD/COMD	274570	3168082	217445	2686841
550340 SYN STAFIB POLYPROPYLENE N-C/C		8425		
550390 SYN STAPLE FIB NOT CARDED/COMB	17029	72535		27473
550410 ART-STA FIB VIS RAYON N-CRD/CO	1870912	15503541	1131497	11093259
550490 OTH ART STAPLE FIB NOT CARDED	643285	4859175	300798	3207957
550510 WASTE SYNTHETIC FIBRES		8276		4460
550520 WASTE ARTIFICIAL FIBRES		3929		
550610 SYN STA FIB CRD,COM SPIN NYLON		31369		501
550620 SYN STA FIB CRD,COM SPN POLYES	23753	261729	51316	350433
550630 ACRYLIC FIBRES CARDED/COMBED		1561	3115	22773
550690 SYNTHETI FIB CARDED/COMBED NS		1024		58
550700 ARTIFI STAPLE FIB CARDED/COM	395	395		1051
550810 SEWING THREAD SYN STAPLE FIBRE	4395	29607	8013	97434
550820 SEWING THREAD ART STAPLE FIBRE		49419	18828	117114
550911 S/Y STA FIB 86% WT NYLON	11212	590581	116518	510044
550912 MULTI CAB YRN SYN FIB NYL 85%W		232		127109
550921 S/Y SYN STA FIB 85% WT POLYSTR	468102	4466409	414923	4444982
550922 MULTI STA FIB 85% W POLYESTER	142712	1047511	88018	637756
550931 SINGLE YARN85% OR MORE ACRYLIC	7463	194336	35334	213939
550932 MUL/CAB YARN 85% ACRYLIC FIB	209255	1079978	117223	477947
550941 SINGLE YARN 85% WT SYN STA FIB	18147	87752		68352
550942 MUL/CAB YARN SYN STA FIB 85%WT		746	961	2437
550951 O/YRN POLYES STA FIB MIX ARTIF	323203	2639199	136465	1462658
550952 O/YRN MX WITH WOOL/FINE A-HAIR				1166
550953 OTH YRN OF POLYESTER MIX COTTN	9	27988	15189	34145
550959 OTH YRN OF POLY STAPLE FIBRE	40962	370812	19427	331398
550961 O/YRN OF ACRYLIC S-FIB MX WOOL	7166	83506	15273	65095

Contd.

10.11 Imports by Economic Categories (Detail)

(In Thousand Rupees)

ITEMS	APRIL, 2015	FROM JULY, 2014	APRIL,2014	FROM JULY, 2013
550962 OTH YARN ACRYLIC MIX COTTON		4220		
550969 YARN ACRYLIC FIB NOT FOR R-SAL	63002	446049	68889	607839
550999 OTH YARN SYN FIB NOT FOR R-SAL	14894	99298	3098	75161
551011 S/YRN ART STA FIB>85% STAPLE-F	71094	1009478	51170	808398
551012 MUL/CAB YARN ART STA FIB>85%W	5347	35111		26878
551030 O/YRN ART STA FIB MIX COT-NRS		17		
551090 O/YRN ATT STA FIB<85%ART ATA-F	577	4925	18469	70378
551110 YARN 85%MORE OF SYN STAP FIBRE			1600	1600
551120 YARN<85% BY WT SYN STAP FIBRE	45	18990	5664	8754
560290 OTH FELTS,NOT IMPREGNATE,COAT	10951	157380	17053	102543
560311 N-WOVNS, M-MADE FILA>25G/SQM	55482	722560	97047	612063
560312 N-WOV,M-MAD FIL>25G/SQM>70GSQM	74744	945507	117020	683267
560313 N-WOVNS,M-MAD FIL>70G/SQM>150G	28691	301835	46957	352611
560314 N-WOV,M-MAD FLAME WT>150G/SQM	28174	162541	25300	166101
560391 OTH NONWOVENS, WT>25 G/SQM		4209	180	4496
560392 OTH N-WOV,WT>25G/SQM>70 G/SQM	1323	38325	9926	62068
560393 OTH,NON WOVEN>70G/SQM>150G/SQM	7571	30239	6297	39712
560394 OTH,N-WOVEN WEIGHING>150G/SQM	133139	1850933	189733	1339528
560410 RUBBER THREA AND CORD,TEX COVE	2520	28248	2428	56777
560490 OTHER,TEXTILE COVERED MATERIAL	17745	105653	9431	87960
581099 OTH TEXTILE MATERIAL.	345	838		64552
581100 QUILTED TEXTILE PRODUCT PIECE.	639	41472	3891	55490
590110 TEX FAB.GUM COATED/AMYLAC,SUBS	3252	29749		50307
590290 OTH,TYRE CORD FAB YARN VIS-RYN	422	1758	74	74
590310 TEX.FAB.IMP,COV/LMTD PICAL.	98964	1245713	107442	999393
590320 TEX.FAB IMP,COATED,POLYURETHAN	54754	1603745	134144	1001258
590490 OTH FLOOR COVERINGS, LINOLEUM	35	154		
590500 TEXTILE WALL COVERINGS.		98		79
590610 ADHESIVE TAPE < 20 CM	4969	31902	1315	26443
590691 RUBBERISED TEX FAB,KNIT/CROCH		7948	5131	16175
590699 OTHER,RUBBERISED TEX FAB,N.S	6510	99363	16356	221061
590700 TEXTILE FABRICS O/W IMPG/COATD	11985	203292	47133	340574
630800 SETS OF WOVEN FABRICS AND YARN		35	145	253
630900 WORN CLOTHING&OTH WORN ARTICLE	1107816	10317670	1602174	15207247
631010 USED&NEW RAGS,SCRAP,TWINE,ETC		2574	2489	7304
640590 OTHER FOOTWEAR	6559	89797	3765	96961
640610 OTH PARTS OF FOOTWEAR N.S.	77	58309	358	19835
640620 OUTER SOLE/HEEL OF RUB/PLASTIC	918	125158	8877	126635
640690 PARTS OF FOOTWEAR/OTH MATERIAL	1240	31525	10295	85534
650100 HAT-FORM/BODY,HOODS OF FELT		243		23
700800 MUL-WALLED INSULATE UNIT GLASS	3599	96548	7638	48302
700910 REAR VIEW MIRRORS FOR VEHICLES	4128	52756	4872	35135
700991 UNFRAMED GLASS MIRRORS	47956	605447	44238	567410
701399 O-GLASSWARE INDOOR DECORATION	212904	1920810	194707	1308972
701890 OTH GLASS ART O/T IMI-JEWELERY	5016	66818	11957	51067
701911 SILVER/ROVINGYARN C/STAND=50MM		1812		1156
701912 ROVINGS	15993	105718	12722	60998
702000 OTH ARTICLES OF GLASS	4747	39445	1790	86064
710121 CULTURED PEARLS UNWORKED				99
710239 OTH NON-IND DIAMOND WORK,N-MOU				80
710310 UN-WORKED/SIMPLY SAWN PRE-STON	155	24984	150	4395
710399 OTH SEMI/PRE STONES WORKED N.S		42		4980
710590 OTH DUST/POWDER NAT SYN PRE ST		31		279
710610 SILVER POWDER		6		6
710691 SILVER UNWROUGHT		441627		615119
710692 SEMI-MANUFACTURED SILVER	12024	72023	6689	88098

Contd.

10.11 Imports by Economic Categories (Detail)

(In Thousand Rupees)

ITEMS	APRIL, 2015	FROM JULY, 2014	APRIL, 2014	FROM JULY, 2013
711019 OTH PLATINUM OTH SEM MFG FORM	150	3081	83	100
711049 OTH MET-PLAT GRUD/ALLOY S-MED F		225		13
730890 OTH STRUCTURE OF IRON OR STEEL	372738	4746405	339834	3083143
730900 RESERVATORS,TANKS,VATS SIMICONT	12535	149612	361	125316
731010 TANKS,CASKS,DRUMS,CANS,BOX>50		11893	7863	51885
731021 CAN,CLOSED BY SOLD/CIMP CAP<50	5935	76818	3205	94718
731029 OTH TANK,CASK,DRUM,BOX CAP<50	118713	767805	51676	514013
761090 ALUM STRUCTURE & PARTS N.E.S.	35780	561303	22279	111414
761100 ALUM RESERVOIRS,TANKS VATS ETC		162		213
761210 COLLAPSIBLE TUBULAR CONTA ALUM	3000	25276	3007	26454
761290 OTH CASKS,DRUM,CAN,BOXES ALUMI	394709	1617537	161476	1512195
890800 VESSELS&F-STRU FOR BREAKING UP	3584024	50942952	7598131	68230107
900110 OPTICAL FIB,OPTI FIB BUNDLES	47773	307138	42632	245581
900120 SHEET,PLATE OF POLARISING MATE	34	431	981	1612
900130 CONTACT LENSES.	2267	12476	193	9614
900140 SPECTACLE LENSES OF GLASS.	1664	38171	3171	29009
900150 SPECTACLE LENSES OTH MATERIAL	1285	25819	1467	6685
900190 OTH LENSES, PRISMS, MIRRORS	19	6498	1770	8856
900211 OBJECTIVE LENSE CAMRA/PROJECTOR	392	4095	566	5772
900219 OTHER OBJECTIVE LENSES.	40	6065		1969
900220 FILTERS FOR OBJECTIVE LENSES	10	464	266	390
900290 OTH,MOUNTED OPTICAL ELEMENTS	140	31606	2146	10032
900311 FRAMS,MOUNTINGS OF PLASTICS	308	9291	640	5474
900319 FRAM,MOUNTING OF OTH MATERIAL	2803	52985	4363	25550
900390 PART FOR FRAMES&MOUNT SPECATLE	34	146		244
900410 SPECTACLES,GOGGLES SUNGLASSES	17111	248792	26542	188380
900590 PARTS/ACCESSORIE OF BINOCULARS		16950		507
900630 CAMERA USED IN UNDERWATE SURVY		15		82
900640 INSTANT PRINT CAMERAS		412	3042	5871
900651 CAMERA(SLR) FOR FILM WD!>35MM		560		
900653 OTH CAMERA ROLL FILM OF35MM				346
900659 OTH CAMERA PHOTOGRAPHIC	447	10078		300
900661 DISCHARGE LAM FLASHLIGHT APPAR	28	873	43	136
900669 OTH PH-GRAPHIC FLASHLIGHT APPA	84	1235		5484
900691 PARTS,ACCE PHOTOGRAPHIC CAMERA	563	7062	358	2743
B. CAPITAL GOODS TOTAL	31386589	315131240	28438131*	246031545
250100 SALT/PURE SODIUM CHLORIDE	2432	35649	4667	27868
250300 SULPHUR OF ALL KINDS	75521	641396	52972	851005
250410 NATURAL GRAPHITE OF ALL KINDS	3637	76732	6784	74155
250490 OTHER,NATURAL GRAPHITE		1523		246
250510 SILICA SANDS AND QUARTZ SANDS	960	13727	2290	15841
250590 OTHER NATURAL SANDS	730	26002	4196	13485
250610 QUARTZ (O/T NATURAL SANDS)	447	3178	795	6653
250620 QUARTZITE ROUGHLY TRIMMED		254		3029
250700 KAOLIN & OTH KAOLIN CLAYS	59346	538145	66632	630164
250810 BENTONITE	9620	78192	8247	62175
250830 FIRE-CLAY		4554	1626	10588
250840 OTHER CLAYS	8411	68452	3030	43759
250860 MULLITE		4092		
250870 CHAMOTTE OR DINAS EARTHS		1464		
250900 CHALK	9701	104273	6980	107251
251110 NATURAL BARIUM SULPHATE	7189	30324	1845	184676
251200 SILICEOUS FOSSIL MEALS	1187	18545	1246	23301

Contd.

10.11 Imports by Economic Categories (Detail)

(In Thousand Rupees)

ITEMS	APRIL, 2015	FROM JULY, 2014	APRIL,2014	FROM JULY, 2013
251310 PUMIC STONE W/NOT HEAT TREATED		57790	8798	48049
251320 EMERY,NATURAL CORUNDUM,GARNET	2155	40504	3678	45613
251511 MARBLE/TRAVERTINE,CRUDE ROUGH	28884	155216	30171	189459
251512 MARBLE,TRAVERTINE,MERELY CUT	263	2955		8621
251611 GRANITE,CRUDE/ROUGHLY TRIMMED	3195	17751	1639	11257
251612 GRANITE,MERELY CUT,BY SAWING		3517		697
251620 SANDSTONE,CRUDE/ROUGHLY TRIMED		1202		3429
251690 OTH MONUMENTAL BUILDING STONE		1828		2311
251710 PEBBLES,GRAVEL/CRUSH STONE ETC	1147	2500		427
251741 GRANULES,CHIP & POWDER,MARBLE		5203	1085	5979
251749 OTH GRANULE,CHIPPING & POWDER	732	1706	3214	3728
251810 DOLOMITE, NOT CALCINED				1260
251830 DOLOMITE RAMMING MAX		8589		1658
251990 OTH FUSED MAGNESIA,DEAD BURNED	5968	96004	15425	97168
252010 GYPSUM; ANHYDRITE	3036	35037	1336	33342
252020 PLASTERS OF CALCINED GYPSUM		4279		3367
252210 QUICKLIME		370		165
252220 SLAKED LIME	300	2592	285	2924
252230 HYDRAULIC LIME		29		50
252310 CEMENT CLINKERS	2685	9660		2525
252321 WHITE PORTLAND CEMENT		223		1534
252329 OTHER PORTLAND CEMENT	222875	808281	44163	386306
252330 ALUMINOUS CEMENT(CEMENT FONDU)	1068	2115	1693	15863
252390 OTHER HYDRAULIC CEMENTS	39026	358888	34248	416836
252410 ASBESTOS CROCIDOLIITE		2293		
252490 OTHER ASBESTOS	32939	302314	2489	225466
252510 CRUDE MICA,MICA RIFTED SHEETS			69	69
252520 MICA POWDER	605	4543	1774	6915
252610 NATURAL STEATITE,NOT CRUSHED	4126	2370968	369272	2625811
252620 NATURAL STEATITE,CRUSH/POWDER	1930	27742	1005	18640
252800 NATURAL BORATES & CONCENTRATES		94		
252910 FELDSPAR		41	49	219
252922 FLUORSPAR>97% CALCIUM FLORIDE	1849	9424	197	4941
253010 VERMICULITE,PERLITE CHLORITES		3127		1754
253090 OTHER,MINERAL SUBSTANCES	36958	307802	43151	316140
260111 IRON ORES,CONCEN,NON-AGGLOMERT		2763611	224060	1128469
260112 IRON ORES CONCEN,AGGLOMERATED				67
260200 MAGANESE ORES & CONCENTRATES		117194		
260300 COPPER ORES AND CONCENTRATES		43		
260400 NICKLE ORES AND CONCENTRATES		111		
260700 LEAD ORES AND CONCENTRATES		6564	657	9177
261000 CHROMIUM ORES AND CONCENTRATES	1000	17411		40710
261400 TITANIUM ORES & CONCENTRATES	2794	25431	2362	21806
261510 ZIRCONIUM ORES AND CONCENTRATE		5351		8106
261710 ANTIMONEY ORES AND CONCENTRATE				41
261800 GRANULATED SLAG M/G IRON,STEEL	13462	177548		723
261900 SLAG,DROSS OTH WASTE,IRN/STL		34213	29769	52372
262011 HARD ZINC SPELT MAINLY OF ZINC	85	9175		1783
262019 OTH,ASH&RESIDUE C/MAINLY ZINC	1950	37124	715	18459
262040 ASH&RESIDUE MAINLY OF ALUMNIUM				10513
262099 OTH ASH&RESIDUE CANTAIN METAL				630
262190 OTH SLAG &ASH,RESIDUES M-WAST	939	15665	944	6513
270111 ANTHRACITE NOT AGGLOMERATED		2336	499	6045
270112 BITUMINOUS COAL,NOT AGGLOMERAT			46849	171574
270119 OTHER COAL,NOT AGGLOMERATED	3708107	43508739	3817568	22980618
270120 BRIQUETTES SIMILAR SOLID FUEL		72	140	1184

Contd.

10.11 Imports by Economic Categories (Detail)

(In Thousand Rupees)

ITEMS	APRIL, 2015	FROM JULY, 2014	APRIL, 2014	FROM JULY, 2013
270210 LIGNITE NOT AGGLOMERATED		3110		3234
270300 PEAT INCL PEAT LITTER	3145	10164		7366
270400 COKE/SEMI OF COAL, RETORT CARBN	158069	2372819	1075575	3841761
270500 COAL GAS, WATER GAS, SIMILAR GAS		404		469
270600 TAR FROM COAL/LIGNITE/PEAT ETC	946	14846		3387
270710 BENZOLE (BENZENE)				44950
270730 XYLOLE (XYLENES)	136898	1618307	212603	1842882
270740 NAPHTHALENE				7620
270750 OTH STOCK FOR CARBON BLACK	85157	281109	41075	354996
270791 CREOSOTE OILS		1611		65
270799 OTH OIL /PROD DISTLION COALTAR	182201	1119722	98685	674092
271019 KEROSENE, INCL KER.TY. JET FUEL	1476894	11791706	1097196	9999691
271129 OTH GAS HYDROCARBON GAS STATE	587	4285	66	6708
271210 PETROLEUM JELLY	24430	211925	22083	159299
271220 PARAFIN/WAX, CONT WT<0.75%OIL	57894	294521	52715	250176
271390 OTH RESIDUE PETROLEUM BITUMEN		3282		1004
271410 BITUMEN OIL SHALE & TAR SANDS				35329
271500 BITUMEN MIXTURES, NATURAL	7082	49406	4040	352946
280110 CHLORINE				1093
280120 IODINE	24831	231213	57319	333192
280200 SULPHUR, SUB/PRE COLLI. SULPHER		5319	2972	11423
280300 CARBON (INCL CARBON BLACK)NES	182681	1006008	159251	998486
280410 HYDROGEN.	316	30197	2286	6874
280421 ARGON	6830	45979	5342	52692
280429 OTHER, RARE GASES.	6783	79676	9785	126353
280430 NITROGEN	293	2526	1384	1939
280440 OXYGEN		1186	736	20073
280450 BORON, TELLURIUM		5		261
280461 SILICON CON & 99.99% BY WEIGHT		10759		15057
280469 OTHER SILICON		14243	6228	29894
280470 PHOSPHORUS	842	63730		47974
280480 ARSENIC		13470		11923
280490 SELENIUM	12749	133174	26028	123570
280511 SODIUM		2		
280512 CALCIUM		7977		
280519 OTHER ALKALI METALS	2401	27444	2608	21389
280540 MERCURY	1140	24460		3766
280610 HYDROGEN CHLORIDE (HCL ACID)	217	3396	35	1947
280620 CHLOROSULPHURIC ACID		2		
280700 SULPHURIC ACID; OLEUM		1781		2648
280800 NITRIC ACID; SULPHONITRIC ACIDS	13640	102896	9953	123430
280910 DIPHOSPHORUS PENTAOXIDE	832	5559		4589
280920 PHOSPHORIC/POLPHOSPHORIC ACIDS	2105137	22258327	1711525	18525521
281000 OXIDES OF BORON; BORIC ACIDS	18545	205413	19107	187462
281111 HYDROGEN FLUORIDE	1176	7761	2243	4921
281119 OTHER INORGANIC ACIDS.	1894	110418	11447	118020
281121 CARBON DIOXIDE	12333	132852	6951	226616
281122 SILICON DIOXIDE (SILICA)	95156	592788	72896	523169
281129 OTH INORGANIC OXYGEN COMPOUNDS	1728	13546		17504
281210 CHLORIDES AND CHLORIDE OXIDES		76	40	158
281290 OTH HALIDE/HALIDE OXIDES	92	10863	3837	17578
281310 CARBON DISULPHIDE		13		
281390 OTH SUPHIDE OF NON-METALS				9061
281410 ANHYDROUS AMMONIA		2691		2549
281420 AMMONIA IN AQUEOUS SOLUTION	1743	11072	1693	112183
281511 SODIUM HYDROXIDE SOLID	14166	126918	3717	61408

Contd.

10.11 Imports by Economic Categories (Detail)

(In Thousand Rupees)

ITEMS	APRIL, 2015	FROM JULY, 2014	APRIL, 2014	FROM JULY, 2013
281512 SODIUM HYDROXIDE AQUEOUS SOL		2189	6	1524
281520 POTASSIUM HYDROXIDE (CAUSTIC)	57583	314541	35305	242395
281530 PEROXIDES OF SODIUM/POTASSIUM		3960		7
281610 HYDROXIDE/PEROXIDE OF MAGNESUM	824	41282	5372	39851
281640 STRONTIUM, OXIDE, H-OXIDE, PEROXI	1367	2336	10	17
281700 ZINC OXIDE; ZINC PEROXIDE	39259	210030	10484	164831
281810 ARTIFICIAL CORUNDUM NOT DEFIN	2993	25709	3626	33850
281820 ALUMINIUM OXIDE O/T ARTIFICIAL	4427	214449	3945	122506
281830 ALUMINIUM HYDROXIDE	34955	366260	49061	416333
281910 CHROMIUM TRIOXIDE	25791	129108	27821	108453
281990 OTH, CHROMIUM OXIDES & HYDROXIDE	775	6041		12116
282010 MANGANESE DIOXIDE	2950	23210	7484	30146
282090 OTHER, MANGANESE OXIDES		16570	2	1917
282110 IRON OXIDES AND HYDROXIDES	50236	450859	37771	304571
282200 COBALT OXIDE & HYDROXIDE	12085	61729	2938	61693
282300 TITANIUM OXIDES.	34831	217124	12950	216413
282410 LEAD MONOXIDE (LITHARGE, MASICOT	11588	22526	2311	12507
282490 OTHER, LEAD OXIDES		1269		807
282510 HYDRAZINE, HYDROXYLAMINE SALT	11802	64819	7997	76359
282520 LITHIUM OXIDE AND HYDROXIDE	463	8175	2251	10166
282530 VANADIUM OXIDES AND HYDROXIDES	2364	8729		34909
282540 NICKEL OXIDES AND HYDROXIDES		6986		1969
282550 COPPER OXIDES AND HYDROXIDES		612		11615
282560 GERMANIUM OXIDE/ZIRCONIUM DIOXIDE		2		
282570 MOLYBDENUM OXIDES/DIOXIDES		439		65
282580 ANTIMONY OXIDES		52440		100584
282590 OTH INORGANIC BASE/METAL OXIDE	5142	40880	461	12704
282619 OTHER, FLUORIDES	5210	25841	3215	19322
282630 SODIUM HEXAFLOROALUMINATE		151		2078
282690 OTHER, COMPLEX FLUORINE SALTS	60	9583	4393	18839
282710 AMMONIUM CHLORIDE	3412	51134	3278	62238
282720 CALCIUM CHLORIDE	4263	72345	2920	33016
282731 CHLORIDES OF MAGNESIUM	1129	22178	2021	17476
282732 CHLORIDES OF ALUMINIUM		39160		3233
282735 CHLORIDES OF NICKEL	6734	27111	4659	23633
282739 OTHER CHLORIDES:	23763	133392	1937	54738
282741 CHLORIDE OXIDE/HYDROXIDE COPER		630		
282749 OTH CHLORIDE OXIDE/HYDROXIDES	462	1416	545	1148
282751 SODIUM POTASSIUM BROMIDES	3113	6734	11	3407
282759 OTH BROMIDE/BROMIDE OXIDE		12192		8607
282760 IODIDES AND IODIDE OXIDES	1441	24151	8198	32493
282810 COM CAL HYP (BLEACHING POWDER)		8	2	959
282890 OTH HYPOCHLORITES/HYPOBROMITES	335	42373	2352	24477
282911 CHLORATES OF SODIUM	3148	23502		6783
282919 OTH CHLORATES/PERCHLORATES	32317	425386	33580	453912
282990 OTH BROMATES/PERBROMATE/IODATE	3516	46589	225	7638
283010 SODIUM SULPHIDES	92031	882070	80459	717121
283090 OTH, SULPHIDES, POLYSULPHIDES	52	2940	3	9012
283110 SODIUM DITHIONITE, SULPHOXYLATE	96315	1014396	94552	870282
283190 OTH DITHIONITE & SULPHOXYLATE	67085	524030	76816	527501
283210 SODIUM SULPHITES (NEUTRAL)	44232	345101	33468	289055
283220 OTHER SULPHITES	284	11399	5	1402
283230 THIOSULPHATES		7321	3120	9758
283311 DISODIUM SULPHATE	97524	1151324	116610	871856
283319 OTHER SODIUM SULPHATES	580	32982	2068	18689
283321 MAGNESIUM SULPHATE (EPSOM SLATE)	2412	17767	916	10159

Contd.

10.11 Imports by Economic Categories (Detail)

(In Thousand Rupees)

ITEMS	APRIL, 2015	FROM JULY, 2014	APRIL, 2014	FROM JULY, 2013
283322 SULPHATES OF ALUMINIUM	5554	74745	6591	49364
283324 SULPHATES OF NICKLE	2224	58754	7367	73931
283325 SULPHATES OF COPPER	6662	105855		80038
283327 SULPHATES OF BARIUM	6745	49386	3996	57384
283329 OTHER SULPHATES	320244	1353101	204387	874791
283330 ALUMS		396	253	2268
283340 PEROXOSULPHATES(PERSULPHATES)	3004	25791	5543	52171
283410 NITRITES	2182	43686	2175	49178
283421 NITRATES OF POTASSIUM	4161	51552	32712	88361
283429 OTHER, NITRATES	6624	60761	3830	57088
283510 PHOSPHINATES & PHOSPHONATES	1036	30787	6796	41743
283522 PHOSPHATES OF MONO-OR DISODIUM	9523	159608	12239	132696
283524 PHOSPHATES OF POTASSIUM	6143	40812	3018	34994
283525 CALCIUM HYDROGEN-ORTHOPHOSPHAT	143246	791049	71675	618213
283526 OTH CALCIUM PHOSPHATE (PURE)	10585	297828	56676	242251
283529 OTHER, PHOSPHATES	1962	49219	2962	26927
283531 SODIUM TRIPHOSPHATE	40928	641046	97206	733962
283539 OTHER, POLYPHOSPHATES	20908	273928	22692	174308
283620 DISODIUM CARBONATE NATURAL	34214	1144799	127915	1194515
283630 SODIUM HYDROGEN CARBONATE	10641	96398	7343	126878
283640 POTASSIUM CARBONATE	7694	186570	10069	286199
283650 CALCIUM CARBONATE	20533	156999	21172	132650
283660 BARIUM CARBONATE	36691	135647		91738
283691 LITHIUM CARBONATE	2133	4862	2100	4632
283692 STRONTIUM CARBONATE		160		3
283699 OTHER, CARBONATES	49598	490647	36874	565498
283711 CYANIDES OF SODIUM		68109	350	92542
283719 OTH CYANIDE/OXIDES	2278	5514		4242
283720 COMPLEX CYANIDES	1627	2094	3	828
283911 SODIUM METASILICATES	8103	17687	71	9585
283919 OTHER, SILICATES	1491	9293	1243	15029
283990 OTHER, METAL SILICATE	949	32185	5271	38791
284011 SODIUM TETRABORATE ANHYDROUS		412		
284019 OTH DISODIUM TETRABORATE(REFINE	16123	173229	19311	130851
284020 OTHER, BORATES	636	1643		50752
284030 PEROXOBORATES (PERBORATES)	237	2058	327	44064
284130 SODIUM DICHROMATE	29656	332021	47861	397694
284150 OTH CHROMATE DI/PER CHROMATES	23	7879	21	7879
284161 POTASSIUM PERMANGANATE		22675		16446
284169 OTH MANGANITE MANGANATE/PERMANGAN		30		15
284170 MOLYBDATES	317	3440	111	2598
284180 TUNGSTATES (WOLFRAMATES)		471		
284190 OTH,SALT OXOMETALLIC/PEROX ACID		4845	116	4093
284210 DOUBLE OR COMPLEX SILICATES.	16078	143272	7359	66494
284290 OTHER SALTS OF INORGANIC ACIDS	47	8585	348	23416
284310 COLLOIDAL PRECIOUS METALS		92		
284321 SILVER NITRATE.	10	1896	778	3159
284329 OTHER,SILVER COMPOUNDS	5	10590	2747	10727
284330 GOLD COMPOUNDS.		283	12	155
284390 OTHER COMPOUNDS,AMALGAMS	28	1345	1178	8736
284410 NATURAL URANIUM,ITS COMP ALLOY		548		39
284420 URANIUM/PLUTONIUM IT COMP ALOY			466	466
284430 URANIUM DEPLET THORIUM IT COMP				30
284440 RADIOACTIVE EL/ISOTOP COMP ALY	20416	123367	17076	211805
284450 SPENT FUEL EL NUCLEAR REACTOR	551	1203		
284590 OTH ISOTOPES & THEIR COMPOUNDS		249		

Contd.

10.11 Imports by Economic Categories (Detail)

(In Thousand Rupees)

ITEMS	APRIL, 2015	FROM JULY, 2014	APRIL, 2014	FROM JULY, 2013
284610 CERIUM COMPOUNDS.	128	253		1803
284690 OTH RARE EARTH METAL COMPOUNDS	55	250		518
284700 HYDROGEN PEROXIDE SO-WITH UREA	22292	272446	10506	362313
284800 PHOSPHIDES,CHEMICALLY DEFINED				2194
284910 CALCIUM CARBIDES	89307	745249	92148	496206
284920 SILICON CARBIDE	1613	32055	3232	17901
284990 OTHER CARBIDE	536	1081		191
285000 HYDRIDE,NITRIDE,AZIDE,BRMD ETC	172	2906	203	3728
285210 INORG/ORGANIC COMP OF MERCURY	4945	37238	2783	14041
285290 OTH INORG/ORGA COMP-MERCURY		2753	810	4551
285300 OTH INORGANIC COPM AMALGAMS	255	4664	639	5489
290899 OTH SULPHONATED DER OF PHENOLS	3978	61997	17100	55153
290911 DIETHYL ETHER		556		232
290919 OTHER, ACYCLIC ETHER	4728	24839	4078	39950
290920 CYCLANIC,CYC ETHER HALOGEN DER	625	2120		957
290930 AROMATIC ETHER HALOGEN SULPH'T	6630	81018	13318	88535
290941 2,2-OXYDIETHANOL(DIETHYL GLYCL	52450	677807	86579	634850
290943 MONOBUTYL ETHER,ETHYLEN GLYCOL	15833	106021	1224	119488
290944 MONOALKYL ETHER,ETHYLEN,GLYCOL	24498	324088	21687	297860
290949 OTH,ETHERS THEIR DERIVATIVES	63478	311683	71610	282080
290950 ETHER-PHENOLS,ETHERALCH PHENOL	314	24199	1186	13690
290960 ALCH PEROXID,ETH PEROXID,KETON	14264	230685	12494	168427
291010 OXIRANE (ETHYLENE OXIDE)	343	11858	38	11392
291030 1-CHLORO-2,3-EPOXYPROPANE	4317	47272	3334	20289
291090 OTH,EPOXIDE,EPOXYALCH,EPOXYPHL	1548	7179	7511	13760
291100 ACETAL HEM/ACETAL,OXYFUNC HEL	417	819	1005	1366
291211 METHANE WITHOUT OTH OXYGN FUNC		4317	722	5447
291212 ETHANE WITHOUT OTH OXYGEN FUNC		1392		734
291219 OTH,ACYCLIC ALDEHYD W/O OTHOXY	14724	138302	10429	125460
291221 BENZALDEHYDE W/O OTH OXY FUNC		174		411
291229 OTH CYCLIC ALDEHYD W/O OXY FUN	2698	31907	4119	43560
291241 VANILLIN(4-HYDROXY-3-METHOXYBZ	10104	67440	12111	74967
291242 ETHYLVANILIN(3-ETHOXY-4HYDROXY	628	26084	2306	24434
291249 OTH ALDEHYDE-ETHER/PHENOL/OXYG	681	3881	166	1839
291250 CYCLIC POLYMERS OF ALDEHYES			2080	2276
291260 PARAFORMALDEHYDE	4507	44555	14377	41276
291300 HALOGEN,SULPHONAT,NITRAT DERV	48	336	37	60
291411 ACETONE	13748	71558	3864	72562
291412 BUTANONE(METHYL ETHYL KETONE)	24620	344258	10302	254676
291413 4-METHYLPENTAN-2-ONE	4673	41669	2954	20168
291419 OTH,ACYCLIC KETONE W-OUT OXY-F	346	2095	225	5007
291422 CYCLOHEXANONE,METHYLCYCLOHEXON	35188	166342	13647	170964
291423 IONONES AND METHYLIONONES	564	4640	900	7188
291429 OTH,CYCLANIC ETC W/O OTHOXYGN	2850	15733	97	39705
291431 PHENYLACETONE(1-PHENYLPROPAN-2		1876		
291439 OTH,AROMATIC KETONE W/O OXYGEN	229	2619	43	2603
291440 KETONE-ALCOHOL KETONE-ALDEHYDE	9532	57935	7076	75339
291450 KETONE-PHENOL/KETONE W/O OXYGN	2232	18667	2153	28086
291461 ANTHRAQUINONE		499		3551
291469 OTHER QUINONES	3802	50159	105	28127
291470 HALGENATDED,SULPHONATED,DERIVA	35	6508		7750
291899 OTH INDREDIENTS FOR PESTICIDES	27196	405439	46355	443276
291910 TRIS(2,3-DIBROMOPROPY)PHOSPHA		1048	1781	1781
291990 OTH PHOSPHORIC ESTER/SALT/DERI	8137	69417	8839	103528
292019 OTH THIOPHOSPHORICESTERS, DERI	260	260		
292090 OTH ESTER OTH INORGANIC ACID	26269	125518	33981	122076

Contd.

10.11 Imports by Economic Categories (Detail)

(In Thousand Rupees)

ITEMS	APRIL, 2015	FROM JULY, 2014	APRIL, 2014	FROM JULY, 2013
292111 METHYLAMINE,DI/TRI & ITS SALT	4871	80564	8433	92453
292119 OTH ACYCLIC MONOAMIN/DERV/SALT	425	26947	512	19303
292121 ETHYLENEDIAMINE AND ITS SALTS	17185	84223	1693	38771
292122 HEXAMETHYLENEDIAMINE/ITS SALTS		2816		5497
292129 OTH ACYCLIC POLYAMIN/DERV/SALT	16021	40877	6988	37331
292130 CY-CLANIC,LENIC LOTERPENI/SALT	8853	61514	2616	54286
292141 ANILINE AND ITS SALTS		29439	499	17702
292142 ANILINE DERIVATIVES/ITS SALT	11442	254321	40086	247395
292143 TOLUIDINE/ITS DERIVATIV/SALT	3164	54632	6613	50449
292144 DIPHENYLAMINE/ITS DERIV/SALT			58	4386
292145 1,2-NAPHTHYAMINE/ITS DERIVATE	3331	32827	2513	105749
292149 OTH,AROMATIC MONOAMIN DER/SALT	46860	352052	69894	350080
292151 O,M,P-PHENYLENE,DIAMINE SALT	34204	270451	48133	361684
292159 OTH AROMATIC POLYAMIN DER/SALT	8743	147815	23360	114876
292211 MONOETHANOLAMINE AND ITS SALTS	208	42418	2461	69942
292212 DIETHANOLAMINE AND ITS SALTS	5365	92918	8003	49228
292213 TRIETHANOLAMINE AND ITS SALTS	15195	46978	17228	84767
292219 OTH AMINO-ALCH ETHER/ESTR/SALT	89980	1488320	73240	883554
292221 AMINOHYDROXYNEPHLENE ACID/SALT	49453	229667	104157	546281
292229 OTH AMINO NAPHTHOL/PHENOL ETHER	40768	719336	97984	633537
292239 OTH AMINO ALDEHYDES	5938	60155	8307	26860
292241 LYSINE/ITS ESTER SALT THEREOF	65946	1912243	111360	2578406
292242 GLUTAMIC ACID AND ITS SALTS	140216	1361199	163257	1292771
292249 OTH AMINOACID/ESTER O/T OXYFUN	253402	2408661	228246	2343098
292250 AMINO-ALCHL/ACIDPHENOL/IT COMP	136471	1325982	77654	815823
292310 CHOLINE AND ITS SALTS	1215	25378	4447	29558
292320 LECITHIN/OTH PHOSPHOAMINOLIPID	23336	164883	15299	127455
292390 OTH QU-AMMONIUM SALT/HYDROXID	40945	507021	33729	378967
292412 FLUOROACETAMIDE(ISO)MONOCROTO	354	708		340
292419 OTH AMIDE COMP,CARBONIC ACID	52401	613803	83292	582763
292421 UREINES/DERIV/SALT THEREOF	27596	98903	10345	98695
292424 ETHINAMATE (INN)		709		
292429 OTH CYCLIC AMIDE DERIV/SALTS	257621	1722085	220343	1826215
292511 SACCHARIN AND ITS SALTS	34802	256978	32500	238735
292519 OTH IMIDE/DERIV/SALT THROF	182	18746	961	24625
292521 CHLOIMEFORMRD (ISO)		1076	103	1693
292529 DIPHENYL-GUANIDINE	49749	448901	60596	487142
292610 ACRYLONITRILE		30320	2991	12342
292620 1-CYANOQUANIDINE(DICYANDIAMIDE	1749	50513	5262	45989
292690 OTH,NITRILE-FUNCTION COMPOUNDS	512671	3096449	243994	2442900
292700 DIAZO-,AZO-/AZOXY-COMPOUNDS	23510	190191	14121	152735
292800 ORGANIC DERV,HYDRAZIN/HYDOXY	797	64088	21750	63609
292910 ISOCYANATES W-NITROGEN FUNCTIO	225670	2940156	266511	2726241
350790 OTH ENZYMES/PREP ENZYMES	206398	1876120	210998	2178358
360200 PREP EXPLOSIVE O/T POWDER		11046	35589	62997
381590 OTHER CATALYTIC PREPARATIONS	20314	439175	18606	557949
401039 TRANS SYS.BELT OTH 150-198 CM	11249	162252	16133	197607
401110 NEW PNEUM TYRES FOR MOTOR CARS	171674	1722865	96474	1417331
401120 NEW PNEUM TYRES FOR BUS/LORRY	1513650	17088587	1057378	14297910
401130 NEW PNEUM TYRES RUB AIRCRAFTS	10294	139263	22775	63522
401140 NEW PNEUM TYRE RUBB MOTORCYCLE	6472	68922	9062	95348
401150 NEW PNEUM TYRE RUBB BICYCLES	2646	32945	7606	51218
401161 TYRE AGRICULTURE VEH/MACHINE	219664	1358203	153829	959485
401162 TYRE INDUSTRIAL VEH=61 CMS		376	95	131
401163 TYRE INDUST/CONS VEH>61 CMS		9460	2346	9247
401169 OTHER TYRE HERRING BONE		3171	85	380

Contd.

10.11 Imports by Economic Categories (Detail)

(In Thousand Rupees)

ITEMS	APRIL, 2015	FROM JULY, 2014	APRIL,2014	FROM JULY, 2013
401192 OTHER TYRE AGRICULTURE/MACH		697	807	9310
401193 OTH TYRE INDUSTRIAL VEH=61 CM	2265	24325	2731	17693
401194 OTH TYRE INDUSTRIAL VEH>61 CM		3623	968	70193
401199 OTH TYRE NEW PNEUMATIC RUBBER	77843	632849	38252	354647
401212 RETREATED TYRE FOR BUSES/LORRY		159		724
401213 RETREATED TYRE FOR AIRCRAFTS	4867	24589	6713	82609
401219 OTHER RETREATED TYRE OF RUBBER		19	173	272
401220 USED PNEUMATIC TYRES OF RUBBER		83		
401290 OTH USED PNEUMATIC TYRE RUBBER	1196	35594	2791	45251
401310 INNER TUBES,OF MOTOR CAR/BUSES	15534	128552	3320	131143
401320 INNER TUBES FOR BICYCLES	3114	28921	3346	38088
420340 OTHER CLOTHING ACCESSORIES	8386	188140	18581	414512
440290 OTH WOOD CHARCOAL NOT AGGLOMER	138	9647		11693
440500 WOOD WOOL;WOOD FLOUR.		19		2395
440690 OTH RAILWAY SLEEPERS OF WOOD		3020		
440710 CONIFEROUS WOOD SPECI SAW/CHIP		5425		3260
440721 MAHOGANY (SWIETENIA SPP) TROP			3085	3085
440725 TROPICAL WOOD DARK RED MERANTI	27594	236887	30488	148144
440726 TROPICAL WOOD WHITE LAUAN ECC	19686	209451	31431	182113
440727 SAPELLI				11837
440729 OTH TROPICAL WOOD NON-CONF SAW	403921	4166259	396110	2846530
440791 OAK WOOD,SWAN/CHIPPED LEN WISE	1413	13641		13655
440792 BEECH WOOD SWAN/CHIPPED L/WISE	4397	97079	9568	113726
440793 OTH TROPICAL WOOD OF MAPLE				8473
440795 OTH TROPICAL WOOD OF ASH	41030	539572	30308	297965
440890 OTH.LAMINAT WOOD SAWN.SLICED6M	9681	113389	5591	149164
440910 WOOD CONIFEROUS SPECIES SHAPED		386		471
440921 WOOD NON-CONIFEROUS OF BAMBOO		863		
441700 TOOLS/BODIES/HANDLE OF WOOD	1091	5965	542	3482
441810 WINDOWS FRENCH WINDOWS & FRAME		1546	7	2317
441820 DOORS FRAMES AND THERSHOLDS	796	74881	6700	66158
441840 SHUTTERING FOR CONCRETE C/WORK	22283	42372		
441872 OTH MULTILAYER FLOORING PANELS	134	1516		
441879 OTH ASSEMBLED FLOORING PANELS		10114		562
551694 W-FAB ART FIB<85%WT O/FIB PTIN	92991	3657543	144917	1388949
560121 OTH ARTICLES OF COTTON WADDING	1415	10555	138	7317
560122 OTH WADDING OF MAN-MADE FIBRES		2635	737	27892
560129 OTHER, WADDING ARTICLES	1757	23095	1038	34387
560600 GIMPED YARN,AND STRIP AND LIVE	30844	371718	34143	286067
560721 BINDER/BALER TWINE OF SISAL		7487	1561	4142
560729 OTH,TWINE,CORDAGE,ROPE&CABLE	1194	18414	843	25278
560741 BINDER/BALER TWINE OF POLYTHNE	20765	49867	1749	38018
560749 OTH TWINE,CORDAGE,ROP,CAB POLY	20380	98490	18292	75493
560750 TWINE,CORDAGE,ROPE,OTH SYN FIB	5339	58524	6324	36629
560790 OTH,TWINE,CORDAGE,ROPE & CABLE	2294	42793	4463	28104
560811 FISHING NETS MAN-MADE TEX MAT	43118	465752	28685	306498
560819 OTH, MADE UP NETS OF TEX MAT	7940	92850	6635	66549
560890 OTH,NOTTED NETS/NETTING ROPE	1258	38247	1909	21627
591000 TRANSMISON CONYOR BELT TEX MAT	14928	155032	9250	164384
591110 TEX FAB,FELT & FELT-LINED FAB.	19271	197628	22064	205476
591120 BOLTING CLOTH,WHET/NOT MADE UP	3211	37659	6146	30071
591131 TEX FAB & FELTS,< 650G/SQM .	2847	35484	8251	95549
591132 TEX FAB & FELTS,>O650G/SQM .	10945	312142	23747	266625
591140 STRAINING CLOTH USEDOIL PRESS	217	2107	1042	1784
670490 WIGS,BEARD,EYE-BROW OF OTH MAT	326	1865	170	1109
680100 ARTICLE OF STONE PLAS CEMET		6339		23

Contd.

10.11 Imports by Economic Categories (Detail)

(In Thousand Rupees)

ITEMS	APRIL, 2015	FROM JULY, 2014	APRIL, 2014	FROM JULY, 2013
680210 TILES CUBES AND SIMILAR ARTICL	54	4737		362
680221 OTH MONUMENTAL BUILD STONE/ART	19809	237705	26560	210925
680223 GRANITE	84621	1052489	111652	752402
680229 OTHER STONE	463	2377	716	1754
680291 OTH MARBL TRAVERTIN&ALABASTER	171	6445	2138	8787
680292 OTHER CALCAREOUS STONE				9
680293 OTHER GRANITE	1308	92069	2064	9948
680299 OTHER STONE	1090	7475	1128	3867
680690 OTH ARTICLE OF HEAT INSULATING	15194	86825	3962	134876
680710 ARTICLE OF ASPHALT IN ROLL		7434	512	4718
680790 OTH ARTICLE OF ASPHALT MATERL		4504	3663	4433
681099 OTH ARTICLE OF CEMENT	1583	8408	295	5981
681140 ARTICLES CONTAINING ASBESTOS		20		37
681181 CORRUGATED SHT NOT CON ASBESTO		6		
681182 O-SHT,PANEL,TILES,NOT CON ASBE	12161	56572	23225	91064
681599 OTH ARTICLE OF STONE OTH MINRL	5237	52485	8502	61076
690100 BRICK , TILE OF SILI FOSSIL	664	3989	645	896
690210 REF BRICK,TILE->50%MG,CA	88092	1080531	133239	1460944
690220 CERAMIC>50%SILICA,ALUM	27635	293954	61446	268965
690390 OTH REFRECTORY CERAMIC GOODS	14956	129660	2246	76870
690410 CERAMIC BUILDING BRICKS		1104		
690490 OTH C/FLOORING BLOCKS F/TILE		5155	3029	6589
690510 ROOFING TILES		331	1057	1057
690590 OTH CHIMNEY-POTS,COWLS,ETC.		7264		101
690600 CERAMIC PIPES CONDUITS&FITING	78	3741	67	1520
690710 TILES CUBES ETC W/N RECT<7CM	4475	67279	79585	427722
690790 OTH,UNGLAZED CERAMICS	190468	3937952	297552	2311365
690810 TILES CUBES AND SIMILAR ARTICL	9510	52747	6846	20267
691490 OTH CERAMIC ARTICLES O/TH PORN	150	59679	476	2778
700100 CULLET AND OTH WAST&SCRAP,GLAS	600	2619		707
700210 BALLS IN GLASS UNWORKED	2	22648	4965	27670
700220 RODS IN GLASS UNWORKED		653		24
700231 TUBE,FUSED QUARTZ/SILICA,UNWOR		281		824
700232 TUBE OF OTH GLASS UNWORKED	48	2512		839
700239 OTHER, TUBES IN GLASS	44031	462145	33337	460300
700312 NON-WIRED SHEETS COLOURED,FLAS	11625	175314	13410	119430
700319 OTH NON WIRED SHEETS OF GLASS	7525	139364	11653	120842
700320 WIRED SHEETS GLASS	240	5511		13062
700330 PROFILES OF GLASS	33	61		
700420 GLASS COLOURED OPACIFIED FLASH				259
700490 OTHER GLASS	2950	89565	10063	43148
700510 NON-WIRED GLASS HAVE ABSORBENT	8636	160873	22947	275645
700521 NON-WIRED GLASS COLOURED,OP/FE	15887	97289	14447	147162
700529 OTHER, NON-WIRED GLASS	21096	156336	17404	128804
700530 WIRED GLASS		825		
700600 GLASS BENT, EDGE-H-70.03,04,05	11686	44521	4192	9034
700711 THOUGHENED SAFTY GLASS FOR VES	17139	187915	27796	201381
700719 OTH THOUGHENED SAFTY GLASS	29613	249361	12003	61199
700721 LAMINATED SAFTY GLASS VEH/VESL	18536	142639	10898	123441
700729 OTHER, LIMINATED SAFETY GLASS	6677	125592	2131	79030
701090 OTH CARBOYS BOTT,FLASK,JAR,POT	73329	738112	79125	651610
701110 FOR ELECTRIC LIGHTING	8961	41662	328	5613
701400 SIGNALLING GL-WARE,OPTCAL ELEM	479	40543	1751	7460
701510 GLASS FOR CORRECTIVE SPECTACLE	676	4134		116
701610 GLASS CUBES/OTH SMALLWARE	5149	50874	2598	42043
701919 OTH YARN OF GLASS FIBRE/THREAD	4764	22979	5643	33217

Contd.

10.11 Imports by Economic Categories (Detail)

(In Thousand Rupees)

ITEMS	APRIL, 2015	FROM JULY, 2014	APRIL, 2014	FROM JULY, 2013
701931 GLASS MATS	20172	284835	26051	278224
701932 THIN SHEETS (VOILES)	49334	348835	46644	408399
701959 OTH WOVEN FABRICS	3263	49685	1889	33343
710210 UNSORTED, (ROUGH) DIAMONDS		4172		2418
710490 OTH SYN/RECONSTI SEM/PRE STONE	6981	22629		
710510 DUST AND POWDER OF DIAMONDS				6
711890 OTHER COIN		427		234
720110 NON-ALLOY PIG IRON<0.5% PHOSP	131509	717776	37215	418141
720120 NON-ALLOY PIG IRON>0.5% PHOSP		12918		100216
720211 FERRO-MANGANESE CONT 2% CARBON	62709	645833	41880	461150
720219 OTH FERRO-MANGANESE	4496	165559	21193	109704
720221 FERRO-SLICON CONT >55% SILICON	53242	612633	80286	414033
720229 OTH FERRO-SILICON	12612	99705	6464	61416
720230 FERRO-SILICO-MANGANESE	174322	1663541	150182	1303296
720241 FERRO-CHROMIUM CONT >4% CARBON	3188	23618	454	13066
720249 OTH FERRO-CHROMIUM		22120	920	8796
720270 FERRO-MOLYBDENUM	302	9855		11311
720280 FERRO-TUNGSTEN&FERRO-SIL-TUNGS	522	2309	673	3123
720291 FERRO-TITANIUM/FERO-SILI TITAN	116	116		
720292 FERRO-VANADIUM	405	405	478	478
720293 FERRO-NIOBIUM	459	1130	495	707
720299 OTHER FERRO-ALLOYS	3700	16251		3899
720310 FERROUS PROD BY DIR RUD IRONORE		629	37126	144867
720390 OTH FERROUS PRODUCTS		12		42319
720410 WASTE/SCRAP OF CAST IRON	17897	100342	10378	46260
720421 WASTE/SCRAP OF STAINLESS STEEL	53791	366966	89179	620967
720429 WASTE/SCRAP OF OTH ALLOY STEEL	6430	8773		3195
720430 WASTE/SCRAP TINNED IRON/STL	372250	3290323	335539	3431771
720441 TURNING,SHAVING,MILLING WASTE	3875938	33916349	1508966	16559142
720449 OTHER FERROUS WASTE AND SCRAP	5375624	48130143	4763428	40347080
720510 GRANULES OF PIG IRON	2982	45972	4564	37704
720521 POWDERS OF ALLOY STEEL			24	24
720529 OTH POWDER PIG IRON&SP IRON/ST	1295	42435	3869	43394
720610 INGOTS OF IRON ON STEEL.				34
720690 OTHPRIM FORM (EXCL H-72.03)		2911		428
720711 CONT 0.25% CARBON,IRON/N-ALY/S	252730	4225863	482641	745929
720712 OTH RECTANGULAR CROSS SECT I/S		5559		
720719 OTH SEMI/FIN PROD IRON/N-A.STL		246		
721790 OTH WIRE OF IRON/NON-ALOY-STEEL	11607	300244	38463	289687
722300 WIRE OF STAINLESS STEEL	7842	121532	10721	123510
722410 INGOTS OTH PRI-FORM OTH A/STEL		1180		374
732599 OTH CAST ARTI OF I/S NES	35561	174335	1655	65385
732611 GRIND BALL&SIMI ARTI FOR MILLS	52	1575		21255
732690 OTH ARTICLES OF IRON & STEEL	283813	2791252	256070	3050498
740200 UN-REFINED CODDER, COPP ANODES		2639	2679	10192
740311 REFINED COPPER,CATHODES&SECTIN	620840	6432087	593182	6124483
740312 REFINED COPPER WIRE-BARS		149		
740319 OTHER, REFINED COPPER	2548	18748		29795
740321 COPPER-ZINC BASE ALLOYS(BRASS)	7	115		9710
740322 COPPER-TIN BASE ALLOY (BRONZE)		25266		10945
740329 OTH COPPER ALLOYS(O/T H-74.05)	81	10559	1259	5194
740400 COPPER WASTE AND SCRAP	115029	755283	55653	386671
741999 OTHER, ARTICLES OF COPPER	2239	43871	2777	53482
750210 NICKEL, NOT ALLOYED	95691	704796	54309	687254
750220 NICKEL ALLOYS		379	220	545
750890 OTHER, ARTICLES OF NICKLES	55363	529749	60465	583621

Contd.

10.11 Imports by Economic Categories (Detail)

(In Thousand Rupees)

ITEMS	APRIL, 2015	FROM JULY, 2014	APRIL, 2014	FROM JULY, 2013
760110 ALUMINIUM, NOT ALLOYED	358254	2916899	323186	2732883
760120 ALUMINIUM ALLOYS	256688	1617281	101012	1409090
761699 OTHER,ARTICLES OF ALUMINUM	35047	969557	40838	478464
780110 REFINED UN-WROUGHT LEAD	888433	7162168	882348	7564851
780191 OTH UNWROUGHT LEAD CON ANTIMON	12463	12463		230445
780199 OTH UNREFIND LEAD&LEAD ALLOYED	22862	155792	10263	96623
780600 OTHER ARTICLES OF LEAD.	3899	29198	4111	26409
790111 ZINC NOT ALLOYED WT=>99.99%	112455	1042737	33289	832806
790112 ZINC NOT ALLOYED WT < 99.99%	96699	1037738	198283	1576119
790120 ZINC ALLOYS	45442	304582	39736	240554
790700 OTHER ARTICLES OF ZINC.	20210	131532	479	89324
800110 TIN, NOT ALLOYED	72273	494126	63521	259416
800120 TIN ALLOYS		3656		1912
800700 OTHER ARTICLES OF TIN	274	556	40	195
810110 TUNGSTEN POWDERS			498	8416
810196 OTHER WIRE OF TUNGSTEN		10525	5619	8078
810199 OTHER ARTICLES OF TUNGSTEN	229	1681	26	722
810296 OTHER MOLYBDENUM WIRE	165	1503	216	2737
810299 OTH MOLYBDENUM AND ARTICLES				253
810411 UNWROUGHT MAGNESIUM BY WT99.8%	3946	13293	5557	19834
810419 OTH ARTICL UNWROUHT MAGNESIUM	732	1179	3279	3465
810490 OTHER ARTICLE OF MAGNESIUM		2156		150
810520 COBALT MATTES& OTH PRODUCTS				1569
810590 OTH INTERMEDIATE PRO OF COBALT	9450	93994	13210	77994
810600 BISMUTH&ATICL INCL WASTE,SCRAP	787	787		693
810720 UNWROUGHT CADMIUM POWDER		4750		
810790 OTH CADMIUM,WROUGHT & ARTICLES	482	1249		
810820 UNWROUGHT TITANIUM POWDER				69
810890 OTH TITANIUM WROUGHT&ARTICLES	235	452675	56	432365
810990 OTH ZIRCONIUM AND ARTICLES	14	1449		1493
811010 UNWROUGHT ANTIMONY POWDER	41631	533608	107851	634737
811090 OTH ANTIMONY ART INCL W/SCRAP		415		6311
811100 MANGANES&ARTCL INC WASTE&SCRAP		31889	1019	15622
811221 CHROMIUM UNWROUGHT POWDER				1303
811229 OTH UNWROUG CHROMIUM INCL WAST		1090	112	4562
811259 OTH THALIUM UNWROUGH INCL WAST		2488		150
811299 OTH BASE METAL UNWROUGH&ARTICL		34		42
961900 SANITARY TOWEL&TAMPON&SIMILAR	537615	9227664	530582	7905501
3. CAPITAL GOODS TOTAL	112613925	1011265429	93517319*	889023369
10611 MAMMALS				220
10612 WHALES, DOLPHINES & PERPOISES				5952
10614 RABBITS AND HARES		54		
10619 OTHER MAMMALS	1733	19443	65	3865
10620 RAPTILES (INCL.SNAKES&TURTLES)		1153		12
10631 BIRDS OF PREY		1031		434
10632 PSITTACIFORMES(INCL.PARROTS)	8618	80919	7084	68889
10639 OTHER BIRDS		5668	160	1017
10641 INSECTS		3632		3428
10690 OTHER LIVES ANIMALS	1438	19161	2413	17043
621790 PARTS OF GAR/CLOTH ACCESSORI	534	9195	1454	10874
680300 WORKED SLATE/ARTICLE OF SLATE		12		
680410 MILL STONE AND GRIND STON MIL	19598	212761	20522	217953
680421 OTH MILLSTONE OF AGGLOMER SYNT	8253	75425	2775	76538
680422 MILL STONE AND GRIND STONE/OTH	69320	718387	78703	678035

Contd.

10.11 Imports by Economic Categories (Detail)

(In Thousand Rupees)

ITEMS	APRIL, 2015	FROM JULY, 2014	APRIL,2014	FROM JULY, 2013
680423 OTH MILLSTONE OF NATURAL STONE	6594	36425	1180	31909
680430 HAND SHARPENING POLISH STONE	350	10262	1929	12835
680510 BASE OF WOVEN TEXTILE FABRICS	55207	346834	26780	251194
680520 ON BASE OF PAPER OR PAPERBOARD	16116	191378	8687	194822
680530 ON BASE OF OTHER MATERIALS	16302	137186	15809	162449
680610 SLAG WOOL ROCKWOOL MINERAL WOL	4566	169597	2867	48772
680620 EXFOLIATED VERMICULITE EXPEND	828	6467	1409	7982
680800 PANELS,BOARDS,TILES BLOCKS ETC	504	12836	893	15006
680911 BOARDS,SHEETS,PANELS,TILES ETC	15503	74876	4464	55753
680919 OTH BOARDS,SHEETS,PANELS OF PL	1271	16980		8704
680990 OTH ARTICLE OF PLASTICS		6323		1385
681011 BUILD BLOCK,BRICK OF CEMENT		161		
681019 OTH ARTICLE TILE,FLAGSTONE ETC	1882	20997	99	5742
681091 PREFABRICAT STRUCTURAL COMPONT		86713		
681189 OTH ARTICLES NOT CON ASBESTOES	174	6661	4411	4411
681291 CLOTHING ACCE OF ASBESTOES FIB		16	32	1018
681292 PAPER MILLBOARDFELT ASBET FIBR		83		154
681293 COMPRESSD ASBESTOS FIB JOINING	11910	101789	19091	69304
681299 O-ARTI OF FABRICA ASBESTOS FIB	1808	22365	1811	24687
681320 FRICTION MATERIA CON ASBESTOES	23298	159016	10927	102239
681381 BRAKE LININGS&PADS VEH-H-8711	39642	297354	19925	219312
681389 O-BRAKE LINE&PADS NOT CON ASBE	1845	45102	851	30964
681410 PLATES,SHEETS STRIPS OF AGLOM	2083	7631		4884
681490 OTH, ARTICLES OF MICA	983	5994	131	8261
681510 NON ELETICAL OF GRAPHITE	22798	136134	13586	99691
681520 ARTICLE OF PEAT OTH ARTICLE	203	907	154	161
681591 CONTAIN MAGNESTIC DOLOMITE/CHR		36		309
690290 OTH REFERECTORY BRIK/BLOK TILE	2166	85607	243	65172
690310 CERAMIC CON>50% GRAPHITE,CARB	474	73459	4034	64047
690320 COLD TUNDISH LINING SLIDE GATE	23243	188423	24951	201928
690890 OTH GLAZED CERAMICS WALLTILES	384925	5659601	426798	3998514
690911 LAB CERM WARE PORCELAIN/CHINA	506	2467	1009	3319
690912 LAB CERM WARE HARD>9 MOH.SCALE	3863	5892		151
690919 LAB CERAMIC WARE CHM/TECH USE	24374	62133	2748	11828
690990 OTH CERAMIC WARES AND SIMILARS	36	6385	692	2135
691010 CERAMIC SINK,ETC.FIXT PORCELIN	36328	479594	36240	389295
691390 OTH STATUTTES, ORNAMENT	50	1447	85	483
691410 OTH CERAMIC ARTICLES OF PORCEL		2173	19	1019
710700 BASE METALS CLAD WITH SILVER		38		
710812 OTH UNWROUGH(GOLD)NON-MONTERY	181306	1812055		17610852
710820 MONETARY (GOLD)	23568	45514		23068226
711100 BASE-M-SILVER/GOLD,CLAD PLTNM		226		180
711810 COIN (O/T GOLD),NOT LEGAL TEND		18		
720720 CONT 0.25% MORE OF CARBON I/ST		633831		716353
720810 COILS, I/N-A-STEL-HOT ROLLED	37812	551544	192405	1159645
720825 OTH C-HR-I/N-A-STL TH>4.75 MM	17592	74532	986	1387469
720826 OTH C-HR-I/N-A-STLTH=3-4.75MM	8402	49246	2576	86630
720827 OTH C-HR-I/N-A-STL TH<3 MM	3650	245197	7546	967848
720836 OTH C-HR-I/N-A-STL TH>10 MM	211201	480609		337623
720837 OTH C-HR-I/N-A-STL TH4.75-10MM	26557	380179	35305	1297458
720838 OTH C-HR-I/N-A-STL TH 3-4.75MM	1221658	3259737	827445	8994628
720839 OTH C-HR-I/N-A-STL TH<3 MM	1423091	9498574	1184075	15435880
720840 NOT IN COIL I/S H-ROL W/PATTERN	583	29993	12080	51771
720851 OTH N/COIL I/S H-ROL TH>10 MM	71341	1195388	65196	771490
720852 OTH N/COIL I/S H-ROLTH>4.75-10	43915	184837	2643	394780
720853 OTH N/COIL I/S H-ROL TH>3-4.75	3229	77537	11029	155538

Contd.

10.11 Imports by Economic Categories (Detail)

(In Thousand Rupees)

ITEMS	APRIL, 2015	FROM JULY, 2014	APRIL,2014	FROM JULY, 2013
720854 OTH C-HR-I/N-A-STL TH<3 MM	12879	87658	1561	56387
720890 OTH FLT-ROL PROD IRON WD>600MM	597	322931	378330	3408658
720915 IN COIL I/S C-ROL TH 3MM/MORE	58082	633476	347179	1555292
720916 IN COIL I/S C-ROL TH > 1 < 3MM	453597	4088566	438002	3270705
720917 IN COIL I/S C-ROL TH>0.5-1MM	286637	2505123	107061	1550125
720918 IN COIL I/S C-ROL TH > 0.5 MM	247997	2498702	251208	1310575
720925 NOT IN COIL I/S C-ROL TH 3MM/>		9946	4015	10696
720926 NOT IN COIL I/S C-ROL TH>1M<3M	54500	736561	54901	483904
720927 C-ROL I/S TH 0.5 MM TO 1MM	87052	1721426	151161	1264595
720928 NOT IN COIL I/S C-ROL TH<0.5MM		60742	14571	44753
720990 OTH FLT ROL PROD I/S WD>600MM	47252	719917	145482	686417
721011 I/STL PLAT/COAT TIN TH-0.5MM/>	6716	15438	8218	17048
721012 I/STL PLAT/COAT TIN<0.5MM	262638	3109634	362329	1745292
721020 IR/STL PLAT/COAT WITH LEAD		4924		116
721030 ELECTROLYTICALLY PLAT/COAT ZIN	483989	3356495	206182	2214801
721041 COR F-R PROD I/S ZINC COAT600		17070		53985
721049 OTH F-R PROD I/S COAT ZINC>600	1593745	14361170	1560007	12832037
721050 F-ROL I/ST COAT CHROMIUM OXIDE	89738	712480	196435	770502
721061 I/S PL/COT ALUMINIUM ZINC ALLY	25887	405901	18909	450532
721069 OTH F-ROL PROD I/S PL/COT ALUM	2057	26824		32
721070 FR I/S PAINT/VARN, COATED PLAS	315689	2039503	211092	1711162
721090 OTH F-ROL PRD I/NA-ST CLD,COAT	5719	59197	20939	253997
721113 ROLL 4 FACE I/ST TH<4M WD>150M	420	420		
721114 OTH F-ROLL I/S WD<600MMTH>4.75	10914	188467	26169	146570
721119 OTH F-ROLL I/S WD <600MM-CR	15768	114661	19590	115930
721123 F.ROL I/ST CR WT<0.25% CARBON	22265	52527	10893	27896
721129 OTH F-ROL PROD C/ROL WD<600MM	19471	121975	16833	83590
721190 OTH F-ROL PROD I/STL WD<600MM	21062	581056	80708	474353
721210 F-ROL PROD I/NA STL PLATE/COAT	894	1149	6316	50562
721220 I/S ELECTROLYTICAL PL/CT W/ZINC	44619	142149	4729	170509
721230 I/STEEL OTH WISE PL/CT W/ZINC	219	27961	8749	98777
721240 I/STEEL PAIN/VABNI/COT W/PLAST	197	22102	2094	22457
721250 I/STEEL OTHWISE PLATED/COATED	4200	77794	467	65300
721260 CLAD,FLAT ROLLED PRODUCT I/STL			131	286
721310 BARS/RODS HOT/ROL I/S,CON RIBS	12399	102381	6660	105283
721320 BARS/RODS HOT/ROL FREE-CUT STL		53		1785
721391 OTH CIRCULAR C/SEC <14 MM DIA	279836	3516631	81375	1564571
721399 OTH BAR/ROD H-ROL IRR-WND-COIL	27029	418382	59400	324727
721410 BAR/RODS IRON NA STEEL FORGED	14488	108057	27923	61990
721420 BAR/ROD I/S CON RIBS GROOVES	141618	479702	1215	434066
721430 OTH BAR/RODS OT/THAN HEAD72.13	2892	24451		13447
721491 OTH BAR/ROD I/S RETANGULAR C/S				633
721499 OTH BAR/ROD I/S O/THN H-72.13	101365	222206	52168	622632
721510 BARS/RODS FREE CUT STEEL COLD	12232	71398	884	39114
721550 OTH BAR,ROD COLD-FORMED OF I/S	777	25119	856	25248
721590 OTH BAR/RODS,OTH NONALLOY STEL	696	15220	1381	27851
721610 U,I,H SECTIONS H-ROL HIGH<80MM	13936	23219	587	12919
721621 L SEC H/ROL HT<80 MM 1/NA STEL		7230	4499	8135
721622 T SEC H/ROL HT<80 MM 1/NA STEL	59	2105		2100
721631 U,I OR H SEC H-ROL HT 80M 1/ST	72338	307095	11771	106208
721632 I SECTION	136589	712147	13678	109428
721633 H SECTION	58290	515115	9508	264699
721640 L&T SEC H-ROL HT 80MM OR MORE	1955	123912	1083	10973
721650 OTH ANGLE/SHAPE SEC HOT H/ROL	6824	19868		
721661 ANGLE/SHAPE SEC COLD/ROLL		1902		4585
721669 OTH ANGLE/SHAPE SEC I/S C-ROLL		5091		28599

Contd.

10.11 Imports by Economic Categories (Detail)

(In Thousand Rupees)

ITEMS	APRIL, 2015	FROM JULY, 2014	APRIL, 2014	FROM JULY, 2013
721691 OTH C/FORM I/ST FLAT ROL PROD	6016	13994	2165	4917
721699 OTH ANGLE/SHAPE SEC IRON/STEEL	1306	54052	17809	66415
721710 WIRE OF I/S NOT PLATED/COATED	12609	174183	12202	136516
721720 WIRE OF I/S PLATED/COAT W/ZINC	3704	120481	5804	98766
721730 WIRE I/S PLATED/COAT W/O B-MTL	67046	649162	90452	725299
721899 OTH SEMI-FINISHED PRO ST/STEEL	78	5485		280
721911 F/ROL PROD ST/STEEL HR TH>10MM	217	3646		3190
721912 COILS ST/STEL-HR TH>4.75-10MM		35320		18923
721913 COILS ST/STEL-HR TH>3MM-4.75MM	1565	8734		3734
721914 COILS ST/STEL-HR TH>3MM	22201	76239	16533	72722
721921 COILS ST/STEL-HR TH>10MM	1944	11408	3695	11918
721922 COILS ST/STEL-HR TH>4.75-10MM	273	12153		60024
721923 COILS ST/STEL-HR TH>3MM<4.75MM		28108	227	39520
721924 COILS ST/STEL-HR TH>3MM	239	36558	5070	72047
721931 COILS ST/STEL-CR-TH >4.75 MM	7834	103349	11761	33082
721932 COILS ST/STEL-CR-TH>3MM-4.75MM	7443	134496	26409	74095
721933 COILS ST/STEL-CR-TH >1MM <3MM	72919	508215	32900	282862
721934 COILS ST/STEL-CR-TH>0.5MM<1MM	63566	598668	68642	511043
721935 COILS ST/STEL-CR-TH >0.5MM	171075	1769189	150101	1388818
721990 OTH F/ROL PROD ST/ST WD>600 MM	549040	5361854	446175	4731925
722011 F-ROL ST/STEEL H-ROL TH>4.75MM	3162	5534		1664
722012 F-ROL ST/STEEL H-ROL TH<4.75MM	4385	17431	693	23461
722020 COILS ST/STEEL H.ROLLTH <600MM	40938	601115	74880	533122
722090 OTH F/ROL PROD,ST/ST WD <600MM	3052	88684	8998	91724
722100 BAR/RODS H/ROL IN COIL ST/STEL	368	3986	397	770
722211 BAR/ROD ST/ST NFW H/ROL CC/SEC	6594	200749	10067	163631
722219 OTH BAR/ROD ST/ST NFW HOT/DRWN	750	30658	277	17751
722220 BAR/ROD ST/ST NFW C/FOR,C/FIN	5329	50247		51626
722230 OTH BAR/ROD OF STAINLESS STEEL	15596	115330	11447	108064
722240 ANGLE/SHAPES&SECTION ST/STEEL		13199	4250	11783
722490 OTH SEMI-FIN PROD OTH A/STEEL	1286128	4857288		474
722511 GRAIN-ORIENTED SIL-ELEC-STEEL	168794	1856774	106105	674750
722519 OTH F/ROL PROD SIL-ELEC-STEEL	147317	850018	78308	2149418
722530 OTH NFW HOT/ROLLED IN COILS	3425170	23867420	432609	3785682
722540 OTH NFW HOT/ROLLED NOT IN COIL	119038	924745	65114	587104
722550 OTH ALLOY STEEL NOT WORK(RDUC)	3350	655594	30498	275820
722591 OTH F/ROL PROD ELEC ZINC PLATE	5614	7559		
722592 FLATROLLED PROD O/W ZINC PLATE	505	13621	415	1031
722599 OTH F/ROL PROD OTH ALLOY STEEL	416683	2239469	245525	1937107
722611 GRAIN-ORIENTED SILICON ELEC ST	43081	101360		124726
722619 OTH FLAT ROLL\PROD SILICON E/S		7914		
722620 FLAT/ROL PROD HIGH SPEED STEL		52		
722691 OTH FLATROL PROD NETWORK HOT/R		505340	1084	1585
722692 OTH F/ROLL PROD NETWORK COLD/R		169663	15869	152694
722699 OTH F/ROL PROD OTH ALLOY STEEL		2676	642	28285
722790 OTH BAR/ROD H/ROLL W/COIL A/ST	194706	1935565	277051	1974041
722810 BAR/RODS OF HIGH SPEED STEEL		448	600	15339
722820 BAR/RODS OF SILICO-MAG STEEL		8652		5281
722830 OTH BAR/ROD HOT ROLLED	11536	974998	23066	380050
722840 OTH BAR/ROD NOWORK FORGED		26909	2652	28372
722850 OTH BAR/ROD NOWORK C/FOR,C/F	533	3122	1281	4757
722860 OTH BAR/ROD ALLOY STEEL NES	3381	57683	4420	76819
722870 ANGLES, SHAPES AND SECTIONS		456		11962
722880 HOLLOW DRILL BARS AND RODS		40881	1147	13256
722920 WIRE OTH ALLOY STEL SILICOMANG		35752	6329	36912
722990 OTH,WIRE OF OTHER ALLOY STEEL	13776	164857	24142	151174

Contd.

10.11 Imports by Economic Categories (Detail)

(In Thousand Rupees)

ITEMS	APRIL, 2015	FROM JULY, 2014	APRIL, 2014	FROM JULY, 2013
730110 SHEET PILING IRON AND STEEL		50735	160118	554912
730120 ANGLE SHAPES & SECTIONS OF I/S	678	12340	145	4110
730210 RAILS OF IRON AND STEEL	675	333421	1283	17574
730230 SWITCH BLADE, CROSS-FROG P/ROD		100		
730240 FISH-PLATES AND SOLE PLATES		424	73	1547
730290 OTHER MATERIALS JOINTING RAILS	719	335206	21434	45190
730300 TUBE/PIPE,HOLLOW PROFILE C/IRON	31751	197859	5325	51939
730411 L.P FOR OIL&GAS S-STL SEAMLESS	4448	13020	10014	78928
730419 OTH LINE PIPE I/S FOR OIL&GAS	124248	1298046	50255	534481
730422 DRILL PIPE S-STL DRILL OIL/GAS		177057	28780	57669
730423 OTH DRILL PIPE I/S FOR OIL&GAS	242141	5981733	67936	3096155
730424 OTHER PIPE OF STAINLESS STEEL	389	1104655	119	28138
730429 OTH CASING,TUBING I/S-OIL/GAS	648955	3986868	1088992	4584985
730431 O- COLD-ROLLRD C.C.SEC I/N.A.S	23451	209995	24610	187972
730439 OTH CROSS SECTION OF N.A-STEEL	274442	2344537	186437	1866606
730441 COLD ROLD CR-SEC OF STAIN-STL	251	184695	71679	157281
730449 OTH CROSS SECTION OF STAIN-STL	9998	377920	38984	394429
730451 O-C.C.SEC COLD ROL(ALLOY-STL)		41968		19202
730459 O-CIR CROSS SEC OF (ALLOY-STL)	3448	35082	21058	88147
730490 O-TUBE PIPE/HOLLOW -PRO SEAMLE	167897	666029	20107	882851
730511 LINE PIPE USED OIL/GAS WELDED		93183	1065	31258
730512 OTH LINE PIPE USED OIL GAS WLD		20577		43425
730519 OTH LINE PIPE USED OIL/GAS P/L	2132845	2956798	757	75302
730520 CASING FOR DRILLING,OIL/GAS		50380		
730531 OTHER, LONGITUDINALLY WELDED		3821		89534
730539 OTHER, WELDED TUBES AND PIPES		154674		49676
730590 OTHER, TUBES AND PIPES	378	205030	1071	6567
730611 L.P-WELDED OF STA-STL(OIL/GAS)	106	73165	2614	6409
730619 OTH-LINE PIPE O/G PIPELINE I/S		209159	686	252156
730621 CAS/TUB WELDED LINE PIPE STA-S			1157	1703
730629 O-CASING/TUB LINE PIPE O/G I/S	2479	104755	8479	41683
730630 COPPER COAT MILD STL TUB-8.5MM	16880	485226	18138	372436
730640 O-WELDED C.C.SEC OF STAIN-STL	91134	1441049	153315	963319
730650 O-WELDED C.C.SEC NON ALLOY-STL	43863	379588	34496	315322
730661 O-TUBE,PIPE WELD SQUARE C-SEC	18524	330317	16961	110371
730669 TUBE/PIPE WELD OF OTH C.C-SEC		2606		791
730690 OTH TUBE PIPE HW-PROFILR I/STL	17925	174005	42163	246388
730711 CAST FIT N-MALLEABLE CAST-IRON	2455	272075	3260	46874
730719 OTHER, CAST FITTINGS	16555	383542	31641	412366
730721 FLANGES, OF STAINLESS STEEL	6303	78370	4585	67023
730722 THREADED ELBO,BEND,SLV S/STEEL	46263	93196	3987	203356
730723 BUTT WELDING FITTING STAINSTEL	24782	92837	11617	43181
730729 OTH TUBE,PIP FITTING STAINSTEL	33771	980047	16240	498179
730791 FLANGE AIR-P AGRI-TRACTOR<=80H	8722	334272	21115	287842
730792 THREAD ELBO,BEND/SLV IRN/STEEL	20906	491954	31375	204384
730793 BUTT WLEDING FITTING IRON/STEL	14835	209903	12740	148259
730799 OTH TUBE,PIP FIT IRN/STEL NEC	298223	2635973	306551	2332698
730810 BRIDGES AND BRIDGE-SECTIONS		33921		823763
730820 TOWERS AND LATTICE MASTS	224	2486552	171	476721
730830 DOR,WIN/FRAMES,TH-HOLD,FORDORS	9250	423217	23441	199298
730840 EQUIP SC-FOLD SHUT PROP PITPRO	55082	258548	14253	116081
731100 CONT COMPRESSED/LIQUID GAS IR/S	48358	542831	84249	735797
731210 STANDARD WIRE ROPES AND CABLES	56743	626233	30004	474551
731290 OTH WIRE,ROPE,CABLE,SLINGS I/S	11089	191723	29853	248491
731300 BRABED WIRE OF I/S TNIS HOOP	14926	122474	2777	29151
731412 ENDLESS BAND MACH STEL W-CLOTH	1481	4986		7479

Contd.

10.11 Imports by Economic Categories (Detail)

(In Thousand Rupees)

ITEMS	APRIL, 2015	FROM JULY, 2014	APRIL, 2014	FROM JULY, 2013
731414 OTH WOVEN CLOTH OF STAIN STEEL	3679	21463	1442	44578
731419 STEEL CORD FABRIC LIN MNF TYRE	2957	44851	13298	46933
731420 GRIL NET FENC W/LD D=3MM MS100	12491	67736	21	9413
731431 OTH GRL NEW FENC/WLED COTD ZNC		10		
731439 OTH GRL NET FENCING AT INTSEC	1141	30563		2530
731441 OTH CLO GRL NET FENC PL/COT ZN	3254	86037	10246	108137
731442 OTH CLO GRL NET FENC PL/COT PL		12186	560	19287
731449 OTH CLO GRL NET /FENFING	10246	259669	8726	111589
731450 EXPANDED METAL OF IRON OR STEL	774	2112		1120
731511 ARTICULATED LINK ROLLER CHAIN	44650	705533	59017	497161
731512 OTHER CHAIN, ARTICULATED LINK	35645	187699	25429	186452
731519 PARTS, ARTICULATED LINK CHAIN	1769	67715	45	16126
731520 SKID CHAIN	52	294		25
731581 STUD LINK		8659	3697	10737
731582 OTHER, WELDED LINK	957	39553	1780	15171
731589 OTHER CHAIN,	4698	23402	2641	38296
731590 OTHER PARTS OF CHAIN	8073	30818	642	10251
731600 ANCHORS,GARPNELS PARTS IRON/ST	2989	39143	2556	57742
731700 NAILS,TAKES,DRAWING PINS IR/ST	10247	213065	25115	193296
731811 COACH SCREW I/S THREADED	407	14762		2138
731812 OTH WOOD SCREW I/S THREADED	1357	22216	2152	15205
731813 SCREW HOOKS,SCREW RING RVT I/S	617	2923	298	1986
731814 SELF-TAPPING SCEWS, THREADED	8405	129720	8520	120209
731815 OTH SCREW,BOTLS W/N NUT/WASHER	147953	1349835	119368	1153820
731816 NUTS, THREADED OF IRON/STEEL	38591	615251	35115	285737
731819 OTH BOLT,NUT,WASHER,RVT I/S TH	13418	188603	24790	172200
731821 SPRING WASHER LOCK WASHER N-TH	5489	36342	5888	61031
731822 OTHER WASHERS. NON-THREADED	13261	96325	7311	90481
731823 RIVETS, NON-THREADED	3836	234579	54847	499529
731824 COTTERS/PINS NON THREADED I/S	588	11435	1798	7956
731990 OTH KNITTING NEDLS,CRO HOOKS	4280	82894	6995	66878
732010 LEAF-SPRINGS&LEAVES THEREFOR	9764	74000	4850	86773
732020 HELICAL SPRINGS	1220	15843	1628	16732
732190 PARTS OF I/S,COOK APPLI&PLAT-W	6634	108604	11654	62726
732211 RADIATORS/PARTS CAST IRON E-EL		4904		4400
732219 OTH RADIATOR AND PARTS THEREOF	1053	25641	8379	29380
732490 OTHER, INCLUDING PARTS	2930	89141	7334	47769
732510 OTH CAST ARTI I/S N-MEL C-IRON	137	8499	4415	40361
732591 GRINDING BALLS SIMI ARTI MILLS	20006	217754	107577	279475
732619 OTH ATI FORGED/STAMPED N-WORK	55675	445062	69624	515942
732620 ARTICLES OF IRON OR STEEL WIRE	747	24590	2314	30270
740500 MASTER ALLOYS OF COPPER.	52	2896	2148	2464
740610 COPER-POW OF NON-LAMELLAR STRU	4354	25396	2134	20003
740620 COPER-LAMELLAR STRUCTURE FLAKE	5973	124374	7147	80159
740710 BAR,RODS OF REFIND COPPER	35234	699257	178560	2134468
740721 COPPER BAR,ROD PROFIL ZINC BAS	7132	28451	50135	462633
740729 OTH BAR,ROD,PROFIL COPP ALLOYS	2159	36252	6665	61973
740811 WIRE REF COPP MAX CR-SEC DI>6M		294565		42371
740819 OTHER, WIRE OF REFINED COPPER	9309	113412	8258	119531
740821 WIRE OF COPPER ALLOY ZINC BASE	9863	49941	9296	39694
740822 WIRE OF COPPER ALLOY NICK BASE	875	3574		5821
740829 OTH WIRE OF COPPER ALLOYS ETC	135	8921	448	3469
740911 PLAT,SHEET,STRIP REF COPP COIL	29586	205585	26098	208592
740919 OTH PLAT SHEET&STRIP REF COPP	4	36119	1891	8402
740921 PL,SH&STRIP COPP ZINC BAS COIL	25587	183547	6509	122549
740929 OTH PL/SH/STRI COPP ZINC BAS	5863	28741	1312	25851

Contd.

10.11 Imports by Economic Categories (Detail)

(In Thousand Rupees)

ITEMS	APRIL, 2015	FROM JULY, 2014	APRIL,2014	FROM JULY, 2013
740931 PL/SH/STRIP COPP TIN BAS COILS	430	4376		3997
740939 OTH PL/SH/STRIP COPP TIN BAS-C	126	1144	334	1754
740940 PL/SH/STRIP COPP NICKLE BASE		38		1502
740990 PL/SH/STRIP OTH COPP ALLOYS NS	615	10074	172	289
741011 FOIL REFINED COPP NOT BACKED	77328	653426	64232	496003
741012 FOIL OF COPP ALLOYS,NOT BACKED	91894	564244	30897	408998
741021 FOIL OF REFINED COPPER,BACKED	6279	59794	14139	65826
741022 FOIL OF COPPER ALLOYS,BACKED	2061	15239		5497
741110 TUBE & PIPE OF REFINED COPPER	201698	1307854	246046	1404197
741121 TUB&PIPE COPP ZINC BAS ALLOYS	441	17837	1352	16077
741122 TUB&PIPE COPP NICKLE BAS ALLY		3198		389
741129 OTH TUBE&PIPE OF OTH COPP ALLY	4478	22407	223	14919
741210 COPP TUBE/PIPE FIT REF COPPER	1968	6061	1148	1767
741220 COPP TUBE/PIPE FIT COPP ALLOYS	1260	28509	5880	54727
741300 STANDARD WIRE,CABL PL-BAND-NEI	1704	4075	12516	117377
741510 NAIL,TACK,DRW-PIN,STAPL,S-ARTI		1923		4932
741521 WASHERS/INCL SPRING WASH N-THR	29	1185	124	1562
741529 OTH NOT THREADED ARTI COPPER	974	7668	290	10031
741533 OTH THRD SCREW,BOLT,NUT COPPER	32	6628	215	2702
750300 NICKEL WASTE AND SCRAP.		227		
750400 NICKEL POWDERS AND FLAKES.	1937	14512	1206	19142
750511 BAR,ROD,PROFILE NICKLE N-ALLOY		369		344
750512 BAR,ROD,PROFILE NICKLE ALLOYED	475	2389		2302
750521 WIRE OF NICKEL, NOT ALLOYED	390	2413	887	4943
750522 WIRE OF NICKEL, ALLOYED	957	27905	5386	22748
750610 PLAT,SHET,STRIP,FOIL NICK N-AL		84126		59979
750620 PLAT,SHET,STRIP FOIL NICK ALOY	5	19033		17440
750711 TUBE&PIPE OF NICKEL NOT ALLOYD		775		
750712 TUBE & PIPE OF NICKEL ALLOYED		17277	3204	43329
760200 ALUMINIUM WASTE AND SCRAP.	628988	4912475	473752	3709292
760310 POWDER OF NON-LAMELLAR STRUCTU		19157	238	12622
760320 POWDER OF LAMELLAR STRU FLAKES	1622	28522	5079	28410
760410 BAR ROD PROFILE ALUM NOT ALLOY	1417	54258	22382	43608
760421 HOLLOW PROFILES OF ALUM ALLOYD	3493	13868	934	10841
760429 OTH BAR,ROD&PROFIL ALUM ALLOYD	5478	53665	4697	42163
760511 ALMU WIRE N-ALLOY MAX DIA>6MM	5354	146351		123761
760519 OTH ALUMINIUM WIRE NOT ALLOYED	12706	90110	10579	58555
760521 ALUM WIR ALLOY MAX CRS DIA>7MM	1018	2353	238	26050
760529 OTH ALUMINUM WIRE, ALLOYED	5673	31113	1384	39680
760611 RECTANGLE&SQUARE ALUM NOT ALLY	28435	339350	36537	504021
760612 RECTANGULAR/SQ ALUM MOTALLOYED	137695	1176166	100432	771532
760691 OTH PL,SHET,STRL ALUM NOT ALOY	16456	69191	8050	33513
760692 OTH PL,SHET&STRIP ALUM ALLOYED	18207	137860	21785	220384
760711 ALUM FOIL ROLLED N-WORK/BACKED	240535	2202156	188174	2066747
760719 OTH ALUMINIUM FOIL NOT BACKED	171261	1539649	151459	1110822
760720 ALUMINUM FOIL, BACKED	118552	1306730	110243	1250820
760810 TUBE, PIPE OF ALUM NOT ALLOYED	4	4690	2292	5650
760820 TUBE, PIPE OF ALUM ALLOYED	7921	81072	37115	117217
760900 ALUM TUBE,PIPE FIT(COUP/ELBOW)	1514	24814	605	18025
761010 DOORS,WINDOW, FRAMS,THRESHOLDS	66	59689	1278	24657
761300 ALUM CONT FOR COMP/LIQUE GAS	2096	10781	19333	81574
761410 STAND WIR,CABL PL,ALU S-CORE	2	66894		718321
780200 LEAD WASTE AND SCRAP.		2138		13762
780411 LEAD SHET STRIP FOIL TH>0.2MM		436		
780419 OTHER , LEAD PLATES	3187	9023	965	5412
790310 ZINC DUST(BLUE POWDER)		8237	4912	25253

Contd.

10.11 Imports by Economic Categories (Detail)

(In Thousand Rupees)

ITEMS	APRIL, 2015	FROM JULY, 2014	APRIL,2014	FROM JULY, 2013
790390 OTHER ;ZINC POWDER AND FLAKES		1412	6	1867
790400 ZINC BARS,RODS,PLROFILE&WIRE	2449	19419	6469	29635
800200 TIN WASTE AND SCRAP.		14		79
811300 CERMETS&ARTICLE INCL WAS/SCRIP	19	63		
820110 SPADES AND SHOVELS	31	10360	1194	4619
820130 MATTOCKS, PICKS, HOES & RAKES	182	637	195	599
820140 AXES,BILLS HOOKS&SIMI HEW TOOL	22	283		217
820150 SECATEURS&ONE-HAND PRUNERS SHR		234		
820160 HEDGE SHEARS, TWO-HAND PURNING	228	1305		169
820190 OTH HAND TOOL AGRICUL,HORTICUL	208	1936	64	10614
820210 HAND SAWS	6895	45918	1002	28208
820220 BAND SAW BLADES	1384	10225	1984	10026
820231 CIRCULAR SAW BLADE WITH STEEL	7025	66281	6178	31766
820239 OTH CIRCULAR SAW BLADE,O/MATER	4898	31770	7707	27170
820240 CHAIN SAW BLADES	228	7611	787	8901
820291 STRAIGHT SAW BLADES,WORK METAL	3114	13277	297	4708
820299 OTHER SAW BLADES	4282	70024	7316	80003
820310 FILES, RASPS & SIMILAR TOOLS	6126	77602	15971	111446
820320 PILERS,PINCERS,TWEESZERS S-TOL	7127	159454	12019	105935
820330 METAL CUTTING SHEARS&SIM TOOLS	252	13775	231	12736
820340 PIPE CUTTERS BOLD CROPPERS,ETC	717	25385	2337	22518
820411 NON-ADJUS H-OPER SPANER,WRENCH	13030	258480	17155	193202
820412 ADJUSTABLE H-OPER SPANER,WRENC	8885	157898	16838	156864
820420 INTERCHAGEABLE SPANNER SOCKETS	1520	37797	4294	28494
820510 DRILLING,THREADING TAPPING TOL	2305	16594	1408	14843
820520 HAMMERS AND SLEDGE HAMMERS	5563	31882	8736	34116
820530 PLANES,CHISELS,GOUGE WOOD WORK	791	10883	227	3175
820540 SCREW DRIVERS	4724	100403	5487	57398
820551 OTHER HAND TOOLS H-HOLD N.E.S.	1889	21191	510	6463
820559 OTH HAND TOOL(GLAZZIER DIMOND)	9783	139408	37551	261431
820560 BLOW LAMPS	10	488		173
820570 VICES, CLAMPS AND THE LIKE	486	23430	810	14819
820590 SETS OF ARTI.TWO/MORE,SUB-HEAD	2044	84706	14691	72749
820600 TOOL TWO/MORE OF H.82.02TO.05	1060	12848	518	30237
820713 ROCK DRILLING,EARTH BORING TOL	1009	22521	5466	23353
820719 OTH INC PARTS ROCK DRIL,E-BORI	157032	1948857	89076	1826813
820720 DIES FOR DRAWING/EXTRUD METAL	1297	112701	6396	108108
820730 TOOL FOR PRESS, STAMPING/PUNCH	3039	93999	19160	170969
820740 TOOLS FOR TAPPING OR THREADING	1438	14566	1695	58163
820750 TOOL FOR DRILLING O/T ROCK DRL	31637	417268	11658	283336
820760 TOOLS FOR BORING OR BROACHING	748	23697	12692	42158
820770 TOOLS FOR MILLING	909	26315	3007	44401
820780 TOOLS FOR TURNING	10742	67215	1167	29914
820790 OTH INTERCHANGEABLE TOOLS	82972	404530	22155	548165
820810 KNIVS&CUTING BLADE METAL WORK	3409	30029	2323	32477
820820 KNIVS CUTING BLADE WOOD WORK.	1420	26714	1188	24823
820830 KNIVS&CUTING BLADE KITCHEN APP	1104	16174	1068	7018
820840 KNIVS&CUTING BLADE AGRI HORT	7098	31508	942	19463
820890 OTH KNIVES CUTING BLADES F/MAC	30598	431826	35732	611097
830260 AUTOMATIC DOOR CLOSERS	2318	46627	1851	46330
831190 OTH WIRE&RODS AGGLOMTR B/METAL	13117	771077	8936	106986
840120 MACH/APPRAT,ISOTOPIC SEPRATION		83419		
840130 FUEL ELEMENT NON-IRRADIATED		96		
840140 PARTS OF NUCLEAR REACTORS	8301	3362943		1430825
840211 WATERTUBE BOIL S/PROD>45T/H	2672634	4984633		749331
840212 WATERTUBE BOILER S/PROD>45T/H	4152	897470	10603	505049

Contd.

10.11 Imports by Economic Categories (Detail)

(In Thousand Rupees)

ITEMS	APRIL, 2015	FROM JULY, 2014	APRIL, 2014	FROM JULY, 2013
840219 OTH VAPOUR GENERATING BOILERS,	12163	855521	494323	2062940
840220 SUPER-HEATED WATER BOILERS		341884	19211	28608
840290 PARTS OFSTEAM/OTH VAPOUR G/BOL	33091	291955	367782	1816507
840310 BOILERS		16896	1620	19193
840390 PARTS CENTRAL HEATING BOILERS	290	526995	20	164740
840410 AUXILIARY PLANT FOR BOILER	14954	4452864		121996
840420 CONDENSERS STEAM/VAP POW UNIT		208397		124341
840490 PARTS MASHINE H-8404.1000	9871	189992	8631	294336
840510 PRODUCER WATER GAS GENERATORS	93115	545934	40317	1146096
840590 PART PROD GAS WATER GENERATOR	526916	694407	256	29450
840610 TURBINES FOR MARINE PROPULSION		543		
840681 OTH TURBINE OUTPUT EXCEED 40MW			142885	501970
840682 O-TURBINE OUTPUT NOT EXC 40MW	2032629	2845735	4058	593662
840690 PARTS OF STEAM TURBINES	217028	2299801	435832	4072890
840710 AIRCRAFT ENGINES	209176	612499	55953	1321771
840721 MARINE PROPULSION ENGINES	32860	303062	42367	409647
840729 OT MARINE SPARK-IGN-ROTRY ENG.	1993	6089	1350	2373069
840731 PISTION ENGINE CAPACITY-50CC	3467	53214	195	762
840732 PISTON ENG CAPACITY 50-250CC	58159	537234	50330	378135
840733 PISTON ENG CAPACITY 250-1000CC	6213	50760	6201	57935
840734 PISTON ENG CAPACITY EX1000CC	14896	141975	12347	87344
840790 OTH ENGINES	57746	387992	79294	445529
840810 MARINE PROPULSION ENG-DIESEL		47393		10466
840820 ENGINE FOR VEH CHAPTER-87	23463	295207	57206	459521
840890 OTH ENGINES	72970	982178	26071	692310
840910 PARTS FOR AIRCRAFT ENGINES	2444	5840	124	1679
840991 PARTS,SPARK-IGNITON PIST ENGIN	802683	5296195	511282	5101042
840999 OTH PART,COMPRES-IGN PIST ENG	457731	6805512	599275	5842891
841011 HYD,TURBINE,WATER WHEE-1000KW		205008		340600
841012 HYD,TURBN W/WHEEL-1000-10000KW		71392		416445
841013 HYD TURBINE,W/WHEEL>10,000KW		2625883		1055979
841090 PARTS, INCLUDING REGULATORS	2770	992244	22	491654
841111 TURBO-JET THRUT NOT EXCED25KN				284758
841122 TURBO-PROPLER EXCEED 1100KW				5831
841181 OTH GAS TRBIN NOT EXCD 5,000KW	23887	75084		33074
841182 OTH GAS TURBIN EXCE-5,000KW		1135769	803292	2020188
841191 PARTS TURBO-JET /PROPELLERS	6186	30481		3901
841199 OTH, PARTS OF GAS TURBINES	703088	9036027	239379	10925259
841210 REACTION ENG OTH THAN TURB-JET		287		
841221 LINEAR ACTING,HYD ENGINE&MOTOR	1561	39783	350	18324
841229 OTH, HYDRAULIC POWER ENG&MOTOR	35924	212206	18069	168767
841231 LINERA ACT,PNEUMATIC ENG&MOTOR	4822	40118	2747	22528
841239 OTH, PNEUMATIC ENG & MOTOR	9812	58018	2838	52638
841280 OTH, ENGINES AND MOTOR	2098	260740	605060	5021106
841290 PARTS OF ENGINES AND MOTOR	30462	468833	22245	161692
841311 PUMPS FOR DISPENSING FUEL/LUB	168409	485340	65551	616930
841319 O-PUMP FITTED MEASURING DEVICE	10750	216781	24610	551883
841320 HAND PUMP O/THN H-841311,19	359	10915	378	5313
841330 FUEL LUBRICATING/COOLING PUMPS	273302	1782992	105022	1270413
841340 CONCRETE PUMPS	12492	159494	13108	722846
841350 OTH POSITIVE DISPLACEMENT PUMP	66937	1349506	7250	147137
841360 OTH ROTARY PIDISPLACEMENT PUMP	157318	586413	82525	158396
841370 OTH CENTRIFUGAL PUMS	216012	3122970	479412	1935394
841381 OTH PUMS LIQUID ELEVATORS	99021	745438	65369	877418
841382 LIQUID ELEVATORS		512776	537	164811
841391 PART OF PUMPS	242986	2073858	246106	1513783

Contd.

10.11 Imports by Economic Categories (Detail)

(In Thousand Rupees)

ITEMS	APRIL, 2015	FROM JULY, 2014	APRIL, 2014	FROM JULY, 2013
841392 PARTS OF LIQUID ELEVATORS PUMP		3228	193	12430
841410 VACUUM PUMS	31355	181458	32512	162369
841420 HAND/FOOT OPERATED AIR PUMS	3482	28519	2493	26891
841430 COMPRESSOR REFRIGERATOR EQUIP	2444087	9928448	1625133	9704593
841440 AIR COMPRESSORS MOUNTED W/CHAS	7652	266042	34177	160198
841451 FANS TABLE,FLOOR,WALL,WINDOW	378515	1040695	287981	837102
841459 OTH FANS	25807	782287	55254	424735
841460 HOODS MAX-HORIZONTAL SIDE120CM	10097	133337	8212	121016
841480 OTH GAS COMPRESOR&RECYCL RODS	276243	12677299	323891	3461969
841490 PARTS AIR/VACUM PUMPS ETC.	415146	2956815	160925	1408478
841510 WINDOW/WALL TYPE AC/SPLIT SYS	326540	1709141	240142	1722280
841520 A.C.MACHINES FOR MOTOR VEHICLE	1871	26058	2103	4203
841581 A.C.MACH COMP MOTOR DRI FAN	6485	93484	24570	190380
841582 O- AC INCOR REFRIGIRATING UNT	19776	158921	28390	293734
841583 OTH A.C. MACH NOT REFRIG UNIT	39214	543340	36794	372818
841590 PARTS OF AIR CONDITION MACHINE	1283201	4668593	698041	4133834
841610 FURNACE BURNERS LIQUID FUEL	7930	11031	127	14126
841620 OTH FURNAC BURNER INCL COMBINT	2537	167680	6196	116544
841630 MECHANICAL STOKERS GRATES ETC	65935	664271	32351	433153
841690 PART OF BURNRS OTH ART OF 7412	10806	133180	9045	88421
841710 FURNAC & OVEN F/ROAST/MELTING	4045	308403	8562	207767
841720 BAKERY OVENS INCL BISCUIT OVEN	2081	62153	4616	165153
841780 OTHER FURNANCE AND OVENS INDUS	1120	590230	6986	296182
841790 PART OF INDUSTRIAL LAB FURNACE	11560	215561	17502	186024
841810 COMBINED REFRIG-FREEZE W-DOORS	10145	131930	11949	64082
841821 REFRIGERATORS HOUSEHOLD TYPE	68417	363254	31562	309290
841829 OTH REFRIGERATOR HOUSHOLD TYP	24218	278067	19038	159842
841830 FREEZERS OF CHEST TYPE	2833	35632	594	14482
841840 FREEZERS OF THE UPRIGHT TYPE	5173	37046	49	308418
841850 O-FURNI-STORAGE,DISPLY FRZ EQU	9219	102641	1209	266776
841861 OTH REFRIG FREZ EQPT HEAT PUMP	10687	16941		33879
841869 OTH REFRIG FREZ EQPT HEAT PUMP	191086	1981952	227212	2324757
841891 FURNITURE REFRIG FREEZING EQPT	569	7619	305	2596
841899 OTH PARTS REFREGERATING EQUIPT	559872	2746213	369814	2665111
841911 INSTANT GAS WATER HEATERS	532	175824	132	58570
841919 OTH INSTANT STRONGWATER HETER	1940	92974	3065	103688
841920 MEDICAL SURGICAL LAB STERILISE	25887	401229	847	335317
841931 DRYERS AGRICULTUL PRODUCTS	740	7654		462
841932 DRYERS WOOD PAPER PULP P/BOARD	6003	26868		17835
841939 OTHER DRYERS	29478	424576	48540	1465667
841940 DISTILLING RECTIFYING PLANT	597	202871	2767	407447
841950 HEAT EXCHANGE UNITS	16507	1871771	9162	568777
841960 MACHINERY LIQUIFY AIR O/GASES	1716	837303	3189	118737
841981 OTH MACH PLANT EQPT HOT/COL FD	1409	202127	3407	177285
841989 OTH MACHINERY PLANT AND EQPT	2559924	15198703	405543	7761933
841990 PARTS MACH PLANT LAB EQPT ETC.	281904	4477602	54444	1335387
842010 CALENDERING OTH ROLL MACHINES		65200	6668	53106
842091 CYLINDER(FOR CALENDERING MACH)	859	25163	461	12663
842099 OTH PART OF CALENDER MACHINE	5599	51869	6085	21332
842111 CREAM SEPARATORS	1142	43656		7862
842112 CLOTHES-DRYERS	21	3587	997	3476
842119 OTH CENTRIFUGES INCLUDING DRYR	41071	1986970	25517	915489
842121 FILTERING PURIFY MACH&APARATUS	131653	3433108	135832	3290870
842122 FILTERING MACH FOR BEVERAGES	210	34154	348	20849
842123 OIL&PETROL-FILTER INT.COMBSN	30633	426048	17769	231775
842129 OTH FILTER MACHS APPARATUS NES	80827	871336	43067	637785

Contd.

10.11 Imports by Economic Categories (Detail)

(In Thousand Rupees)

ITEMS	APRIL, 2015	FROM JULY, 2014	APRIL, 2014	FROM JULY, 2013
842131 INTAKE AIR FILTER COMBITION ENG	1158698	7115135	21330	455835
842139 OTH FILTERING PURIFY MACH/APPA	164341	1956375	131728	1987659
842191 PARTS CENTRIFUGES INCL DRYER	66580	729062	48065	540709
842199 PARTS OF FILTERING PURIFY MACH	62027	943544	37503	380804
842211 DISH WASHING MACHINE HOUSEHOLD	967	13066	1960	8447
842219 OTHER DISH WASHING MACHINE	309	6933	5568	10823
842220 MACH CLEANING/DRYING BOTTLE	786	72091		42362
842230 MACH FILLING/CLOSING BOTTLES	62653	4748697	108208	6205505
842240 OTH PACKING WRAPPING MACHINE	22725	1819644	611577	2102232
842290 PARTS MACH FIL/CLEAN WRAP PACK	144628	1901448	138447	1442042
842310 PERSONAL WEIGHING MACHINES	1208	46201	3694	24257
842320 SCALES FOR CONT WEIGHING GOODS	3763	24789		1248
842330 CONSTANT WEIGHT SCALES/HOPER	8	38286	1859	46337
842381 OTH WEIGHT MACHINERY-30KG	1505	66207	4028	20646
842382 OTH WEIGHT MACH CAP-30-5000KG	422	149000	12620	143046
842389 OTH WEIGHING MACHINERY	4568	113328	17137	194144
842390 WEIGHT MACH WTS ALL KINDS&PART	4285	58174	5677	133952
842410 FIRE EXTINGUISHERS W/N CHARGED	19601	380325	19635	139864
842420 SPRAY GUNS&SIMILAR APPLIANCES	40929	150406	4931	139575
842430 STEAM,SAND BLAST,JET PROJ MACH	1611	60074	945	72758
842481 AGRICULTURAL OR HORTICULTURAL	57021	276929	21970	196324
842489 OTH APPL PROJ/DISPERS/SPRY LQD	20780	188472	57007	437599
842490 PART MECH APPLIANCE SPRAY ETC.	155959	801076	17831	419163
842511 PULLEY TACKLE HOISTS POWER	19479	258565	4808	62097
842519 O-PULLY/HOISTS/WINCH/CAPSTANS	10074	125240	15768	240811
842531 WINCH CAPSTAN POWER E/MOT	760	20389	4899	24743
842539 WINCHES CAPSTAN	1743	108675	1543	53718
842541 JACKS,HOISTS-RAISING VEHICLES	932	23751	467	3069
842542 OTH JACKS AND HOISTS HYDRAULIC	17463	185958	10727	156380
842549 OTH MECHANICAL HANDING EQUIPMT	45	17245	157	4828
842611 OVERHEAD-TRAVELING CRAN F-SUPO	24705	169933	1434	421584
842612 MOBILE LIFTING FRAME ON TYRES	10028	64887	70	78597
842619 OTH O/HEAD TRAVEL/TRNSPOT CRAN		175273	6477	1667773
842620 TOWER CRANES	103118	413808	6316	157285
842630 PORTAL OR PEDESTAL JIB CRANES	309	35186	8400	8400
842641 O-MACHINERY SELF PROP ON TYRES	35926	217126		14944
842649 OTH MACHINERY SELF PROPELLED		345545	10117	708760
842691 O-MACH DESIGED MOUNT ROAD VEH		7111		7292
842699 OTH MACHINERY NOTSELF PROPELED		28663	106	64329
842710 SELF PROPELL TRUCK WITH EL MOT	25705	373787	23434	253027
842720 OTHER SELF-PROPELLED TRUCKS	100458	853236	70491	681386
842790 OTH WORK TRUCK LIFT/HAND EQUIP	6830	106585	13118	171481
842810 LIFTS AND SKIP HOISTS	71934	1179186	91328	752687
842820 PNEUMATIC ELEVATORS&CONVEYORS		235552	8339	67439
842831 ELEVATOR/CONVEYOR,UN/GROND USE		538	1062	1479
842832 OTH ELEVATOR/CONVEYOR BUKT TYP	1245	138472		22811
842833 OTH ELEVATOR/CONVEYOR BLT TYPE	2555	284773	2261	67810
842839 OTH CONT ACTELEVATOR,CONVEYOR	143087	535522	15538	367834
842840 ESCALATORS & MOVING WALKWAYS	66994	915078	33433	129811
842860 TELEFERICS CHAIR-LIFT,F/FURNIC	522	14546	137	4184
842890 OTH MACHINERY LIFT/HANDLE ETC.	104998	708328	75725	344877
842911 TRACK LAYING BULDOZER/ANGLDOZR		507639		264761
842919 BULDOZRS/ANGLEDRO/TRACK LAYING		155462	12167	98431
842920 GRADERS AND LEVELLERS	20453	484606	5049	75937
842930 SCRAPERS		1156		
842940 TAMPING MACHINE & ROAD ROLLERS	24481	246996	4732	374506

Contd.

10.11 Imports by Economic Categories (Detail)

(In Thousand Rupees)

ITEMS	APRIL, 2015	FROM JULY, 2014	APRIL, 2014	FROM JULY, 2013
842951 FRONT-END SHOVEL LOADERS	137546	645371	114574	2063961
842952 MACHINERY 360 REVOLVG S/STRUTE	16207	25706		90070
842959 OTH MECHANICAL SHOVALS EXCAVOR	360727	2982272	307804	2344799
843010 PILE-DRIVERS /EXTRACTORS		48781		77336
843020 SNOW-PLOUGHS AND BLOWERS				6138
843031 SELF-PROP COAL ROCK CUTTER		221		103
843039 OTH SELFPROP COAL/ ROCK CUTTER		64227	1222	61589
843041 OTH BORS SINK MACH SELF-PROPEL	71444	176126	132403	234729
843049 OTH BOR/SINK MACH NOT SELFPROP	403156	7809863	3479032	9609673
843050 OTH MACHINERY SELFPROPELLED		59807	14707	116020
843061 TAMP COMPACT MACH NOT SELFPROP	789	12718	592	70006
843069 OTH MACHINERY NOTSELF-PROPELED	265	28109		23413
843110 PARTS MACHINERY HEADING 84.25	7581	36053	1410	38778
843120 PARTS MACHINERY HEADING 84.27	5410	88325	5862	87538
843131 PARTS OF LIFT SKIPHOIST&ESCALT	15727	370007	30988	149937
843139 OTH PARTSLIFT/HANDLE/LOAD MACH	43451	702662	190070	1490931
843141 BUCKETS SHOVELS GRABS & GRIPS	7308	64680	831	17767
843142 BULDOZER OR ANGLEDOZER BLADES	61	14699		34080
843143 PARTS BOR/SINK MACHINERY	825231	5301479	558636	4782368
843149 PART MACH HEAD 84.26.84.29-30	306952	3386257	201107	2717000
843210 PLOUGHS	139	921	69	140
843221 DISC HARROWS,SCARIFIERS,CULTI	897	19129	3296	24295
843229 OTH HAROW SCARIFIER WEDER&HOS	539	2567		9506
843230 SEEDERS PLANERS & TRANSPLANTER	72	4582	179	9574
843240 MANURE SPREADER&FERTILISER DIS		1464		317
843280 OTH AGR HERTI, FORESTRY MACHRY	12709	87106	14951	128096
843290 PARTS AGR HERTICULTURAL MACHIN	14115	130454	12002	182154
843311 LAWN MOVER PARKS/SPORTS GROUD	67922	70856	30	3700
843319 OTH MOVER LAWN PARKS SPORTGOOD	308	7187	32	4047
843320 OTH MOWERS INCLUDING CUTER BAR	1926	9848	26	25349
843330 OTH HAYMAKING MACHINERY		16677	100	24278
843340 STRAW BALER INCL PICK-UP BALER	13796	28274	2856	118275
843351 COMBINE HARVESTER-THRESHERS	151218	1380464	115735	761314
843352 OTH THRESHING MACHINERY	775	1682	4439	4439
843353 ROOT/TUBER HARVESTING MACHINES		2003		1238
843359 OTH HARVESTING MACHINES	43631	146834	22072	60241
843360 MACH CLEAN SORT EGG FRUT AGPRO	53113	211416	747	37899
843390 PARTS MACH CLEAN/SORT EGG ETC	7883	79213	3132	45749
843410 MILKING MACHINES	4186	18170	27957	257332
843420 DAIRY MACHINERY	2249	405646	12876	119984
843490 PART MILKING/DAIRY MACHINERY	7696	62405	2040	65954
843510 MACHINERY (PRESSES,CRUSHES)	49	9124	150	4423
843590 PART OF JUICE EXTRACTING MACHI	290	2875		23911
843610 MACHRY PREP ANIMAL FEED STUFS	100578	639992	55672	151814
843621 POULTRY INCUBATORS & BROODERS	10674	573824	1752	225621
843629 OTH POULTRY KEEPING MACHINERY	39697	1000601	86924	918364
843680 OTH MACHINERY	44242	51647		21550
843691 PARTS POULTRY KEEP MACH BRODER	10885	79984	2586	51886
843699 OTH PART OF AGR/HORT MACHINER	4196	154498	12783	121711
843710 MACH CLEAN SORT GRAD GRAIN/VEG	100679	980833	51548	529571
843780 OTH MACHINERY	35617	689425	180288	631666
843790 PARTS MACHINE USE MILLINDUSTRY	21151	398197	24813	250028
843810 BAKERY MACH MFG MACARONI SPGTI	17710	954494	52125	424742
843820 MACH MANU CONFECTIONERY COCA	2622	431042	19758	651475
843830 MACHINERY SUGAR MANUFACTURE	12470	143166	670	60030
843840 BREWERY MACHINERY			51	51

Contd.

10.11 Imports by Economic Categories (Detail)

(In Thousand Rupees)

ITEMS	APRIL, 2015	FROM JULY, 2014	APRIL, 2014	FROM JULY, 2013
843850 MACH PREPARATION MEAT/POULTRY	86599	547464	5693	93613
843860 MACH PREP OF FRUITS/NUTS/VEG.	106183	231706	4233	200416
843880 OTHER MACHINERY	2439	213818	13378	485050
843890 PARTS MACH/ND MFG FOOD DRINK	18248	249818	26312	196872
843910 MACHINERY M/PULP FIBROUS MATAL	674	49927	32207	34108
843920 MACHINERY MAKE PAPER P/BOARD	13144	588746	8006	172464
843930 MACHINERY FINISH PAPER P/BOARD	824	121688	4754	117585
843991 PARTS MACHIN PULP FIBROSMATERL	390	21589	1329	12682
843999 OTH PARTS MACHIN PAPER P/BOAD	25184	271109	36526	232372
844010 BOOK-BIND&BOOK-SEWING MACHIN	3761	47269	4666	56223
844090 PARTS BOOK BINDING MACHINERY	707	3845		1171
844110 CUTTING MACHINES	37518	360242	42764	495426
844120 MACH MAKE BAGS SACKS/ENVELOP		2281	4489	29829
844130 MACHI MAKE CARTONS BOX TUBEETC	1912	35245		20681
844140 MACH MOULDING ARTICLE P/P,PULP	1195	100677	368	84062
844180 OTH MACH FOR MAKING P&P/BOARD	1006	46618	2945	102767
844190 PART MAC H-8441.1000,8441.4000	7817	130850	4251	77092
844230 PRINTING MACH, APATUS&EQUIPMEN	136	86402	669	58400
844240 PARTS OF THE FOREGOING MACH	1789	9787	318	21366
844250 PLATE ,CYLINDER/PRINT COMPONE	5044	149994	14933	99683
844311 OFF SET PRINT MACHIN REELFED	6249	77268	2393	79543
844312 SHEET FED,OFFICE TYPE S-22&36	9257	28822	17221	69033
844313 OTH OFFSET PRINTING MACHINERY	57827	459739	35160	692208
844314 LETTERPRESS PRI-MACH REEL FED		6420		2785
844315 LT-PRESS P-MACH O/T R-FED,FLEX	514	55996	3593	6485
844316 FLEXOGRAPHIC PRINTING MACHIN	11346	73531	11100	77420
844317 GRAVURE PRINTING MACHINERY	26915	600106	10997	142137
844319 HOT STAMPING MACHINES	45876	758304	104088	1564564
844331 MACH PERFORM TWO OR MORE FUNCT	36588	173465	7038	90766
844332 PRINTER CONNECT TO AUTOMA DPM	105999	1015442	113040	820357
844339 O-MACH REPRODUC ORIGINAL IMAGE	57530	417111	53051	370772
844391 PART/ACCE PRINTING MACH H-8442	14923	286546	16610	211073
844399 PARTS /ACCE OTH PRINTING MACH	97546	703425	68182	537949
844400 MAC EXTRUD CUT M-MADE TEX-MATE	51454	360657	140837	418802
844511 CARDING MACHINES	47294	1941708	720473	4041063
844512 COMBING MACHINES		208758		188791
844513 DRAWING /ROVING MACHINES	73687	1485891	620213	3722452
844519 OTH MACH TEXTURE FIBRE ETC	51582	1425757	450439	3057566
844520 TEXTING SPINNING MACHINES	18422	3466261	976512	5832297
844530 TEXTILE DOUBLING OR TWIST MACH	56382	180110	84134	479884
844540 TEXTILE WINDING MACHINE	610698	2585075	560710	6211847
844590 OTH MACH, TEXTILE FIBRE	88462	1304730	66662	2120412
844610 WEAVING MACH FAB WD-NOT>30CM	25730	25730	1884	34763
844621 POWER LOOM WEAV FAB EXCED 30CM		5202		2604
844629 OTH WEAVING MACHINES(LOOMS)	31139	678018	69446	587339
844630 WEAV MACH FAB >30CM SHUTLES	711396	5555679	555369	6594227
844711 CIRCULAR KNITTING MACHINE	1490	226690	252208	419608
844712 CIRCULAR KNIT MACH DIA>165MM	31648	350197	7330	342482
844720 FLAT KNIT MACH STITCH-BONDING	95213	346230	43629	169318
844790 OTH MACH GIMPED YARN TULE LACE	471698	5419948	458656	3152755
844811 DOBBIES JACQUARD COPY ETC MACH	9744	214656	20415	79788
844819 OTH AUXILARY MACHIN HD84.44-47	66975	1129639	261326	1198307
844820 PARTS&ACCESORIES MACH H-84.44	4887	56197	5371	274676
844831 CARD CLOTHING	117095	967887	143056	1083254
844832 PART ACCESORY MACH TEXT FIBRE	5966	81801	5575	61808
844833 SPINDLE SPIND FLYER S/IN RING	96395	1091859	152538	1204321

Contd.

10.11 Imports by Economic Categories (Detail)

(In Thousand Rupees)

ITEMS	APRIL, 2015	FROM JULY, 2014	APRIL, 2014	FROM JULY, 2013
844839 OTH PARTS&ACCESSORIES 84.45	161906	1413795	142778	1716288
844842 REEDS FOR LOOMS HEALDS&H/FRAM	18463	258551	18933	296292
844849 OTH PART ACCESSORIES WEAV MACH	34025	568877	44329	574730
844851 SINKERS NEEDLES & OTH ARTICLES	26142	299990	40061	384011
844859 PART ACCESSORY MACH HEAD 84.47	22958	359242	61371	452726
844900 MACH MFG FINISH NON WOVENS		46946		90240
845011 WASHING MACH FUL-AUTO NOT>10KG	65578	457185	42559	233734
845012 O-MACH BUILT-CENTRIFUGAL DRIER	19454	122643	23064	177462
845019 O-MACH DRY LINE CAPA -NOT>10KG	1070	55187	18242	52541
845020 MACHINE DRY LINE CAP EXCE10KG	333	21136	629	56169
845090 PARTS FOR H/HOLD WASH MACHINE	13569	129455	21158	172168
845110 DRY-CLEANING MACHINES	579	24616	167	5958
845121 DRY MACH OF DRYLINEN CAP<10KG		155		179
845129 OTH DRYING MACHINES	62890	304015	64232	230129
845130 IRONING MACHINES & PRESSES	4537	111015	5405	59634
845140 WASHING BLEACH DYE MACHINES	88525	1184157	170186	1480354
845150 REELING UNREEL FOLDING ETC MAC	3078	104271	7380	143562
845180 OTH MACHINERY	152634	3424074	355741	4340202
845190 PARTS FOR DRY CLEAN/DYING MACH	24454	269885	26759	260308
845210 SEWING MACHINE HOUSEHOLD TYPE	13450	74214	8623	77951
845221 AUTOMATIC UNITS SEWING MACHINE	37500	147135	24533	66260
845229 OTH SWING MACHINES	210999	2073859	318132	1649231
845230 SEWING MACHINE NEEDLES	22653	99358	9819	93250
845290 OTHER PARTS OF SEWING MACHINE	17942	192141	21502	180770
845310 MACH PREP,TANN HIDE,SKIN LEAT	18817	270730	32738	281102
845320 MACH MAKING/REPARING FOOTWEAR	11147	317188	9727	117528
845380 OTH MACH REPAR H-SKINS/LEATHER	7725	51118	6064	55249
845390 PARTS OF MACH TANNING,FOOTWEAR	10845	80864	6204	77384
845410 CONVERTERS	130	2950		2324
845420 INGOT MOULDS & LADLES	186	14513	58	17939
845430 CASTING MACHINES	41799	309917	3670	359091
845490 PARTS OF CONVERTERS LADLES ETC	5795	55432	6654	98790
845510 TUBE MILLS		119875		139561
845521 HOT/COMBIN HOT&COLD ROLING MIL		382835		108492
845522 COLD, ROLLING MILLS	284537	903659	3350	45526
845530 ROLLS FOR ROLLING MILLS	63572	325003	47537	225269
845590 OTH PARTS METAL ROLLING MILLS	21	450304	4837	79095
845610 MACH TOOL WORKING BY LSER ETC	6032	40425	2391	28777
845620 MACH OPERATED ULTRASONIC PROCE	767	1778		608
845630 MA-TOOL OPER ELECTRO DISCHARGE	769	27196	1216	22426
845690 O-MAC TOOL FOR REMOVAL OF MAT	705	47933	2313	41047
845710 MACHING CENT FOR WORKING METAL	27410	299198	8166	173097
845720 UNIT CONSTRUCTION MACH(SINGLE)		2658		454
845730 MULTI-STATION TRANSFER MACH		53887		129143
845811 HORIZONT LATH NUMERICL CONTROL	3725	99343	15317	110295
845819 OTHER, HORIZONTAL LATHES	10495	123999	7804	97903
845891 OTH LATHES NUMERICALLY CONTROL	158	58390		35611
845899 OTH LATHES FOR REMOVING METALS	2103	117356	1842	95058
845910 WAY TYPE UNIT HEAD MACHINES	339	14571	792	2073
845921 OTH DRILL MACH NUMERICAL CONT		11102	5708	5800
845929 OTHER DRILLING MACHINES	7944	109890	8712	132287
845931 OTH BOR/DRIL MACH NUMERI CONTR		507		4069
845939 OTHER BOARING-MILLING MACHINES		8948	326	3330
845940 OTHER BORING MACHINES	365	74687	810	47248
845951 MILLING MACH KNEE TYPE N.CONTR		772	1611	11327
845959 MILL MACH W TRAVERSER =<300MM	4582	46023	3424	16573

Contd.

10.11 Imports by Economic Categories (Detail)

(In Thousand Rupees)

ITEMS	APRIL, 2015	FROM JULY, 2014	APRIL,2014	FROM JULY, 2013
845961 OTH MILLING MACH NUMERCAL CONT		27005	5100	13582
845969 OTHER MILLING MACHINES	2462	104143	4867	45251
845970 OTH THREAD/TAPPING MACH		47342	25717	39438
846011 F.SURFACE GRIND MACH NUM CONTR		890		1860
846019 OTH F.SURF GRIND MAC AXIS0.01M	2511	31324	12360	26040
846021 OTH GRIND MACH NUMERICAL CONTR	5262	23893		25415
846029 OTH GRIND MACH AXIS 0.01MM	253	11933	114	4348
846031 SHARPENING MACH NUMERCAL CONTR		9053		
846039 OTH SHARPENING MACH-TOOL	469	8157		7103
846040 HONING OR LAPPING MACHINES		18900	2546	10829
846090 OTHER MACHINE TOOLS	827	81461	282	17796
846120 SHAPPING OR SLOTTING MACHINES	1092	43017	1096	14626
846130 BROACHING MACHINES		589		475
846140 GEAR CUTTING,GRIND/FINISH MACH	12085	42562	5178	43143
846150 SAWING OR CUTTING-OFF MACHINES	9447	94083	14368	118478
846190 OTH MACH TOOL FOR METAL WORK	2712	60584	10926	23698
846210 FORGING/DIE-STAMP MACH&HAMMERS	4430	266756	7518	44695
846221 BEND,FOLD,ETC MACH NUM CONTROL		5468		368
846229 OTH BENDING,FOLDING MACH	13921	134082	9491	42872
846231 SHEARING MACH NUMERICAL CONTRO		29658		4933
846239 OTH SHEARING MACH	6084	46391	4603	76260
846241 PUNCH/NOTCH MACH NUM CONTROLLED	833	869		2875
846249 OTH PUNCHING/NOTCHING MACH	9793	108429	1717	38525
846291 HYDRAULIC PRESSES	12244	64339	28368	134559
846299 OTH PRESSES FOR WORK METAL	4618	123923	13480	107884
846310 DRAW-BENCH FOR BARS,TUBES WIRE	309	8456	3474	8175
846320 THREAD ROLLING MACHINES	2624	12751	3349	8694
846330 MACHINES FOR WORKING WIRE	8	19160	4363	26115
846390 OTH MACH TOOL WORKING METALS	251	27464	2433	17679
846410 SAWING MACHINES	941	16742	318	19837
846420 GRINDING OR POLISHING MACHINES	5219	57195	2653	34193
846490 OTH MACH TOOL WORK STONE/CER/C	3550	94699	845	79335
846510 MACHINE FOR MECHANIC OPERATION		2828		49328
846591 SAWING MACHINES	5447	20848	1245	9576
846592 PLANING,MILLING, MOULD MACH	822	9401	167	5151
846593 GRINDING SANDING POLISHING MAC	559	30481	4466	69208
846594 BENDING OR ASSEMBLING MACHINES	103	85546		4185
846595 DRILLING OR MORTICING MACHINES	172	9736		4437
846596 SPLITING SLICING PARING MACH	5316	19329		15507
846599 OTH MACH TOOL FOR WOOD CORKETC	63936	176300	756	72876
846610 TOOL HOLDER SELF OPEN DIEHEAD	5225	37460	4118	29058
846620 WORK HOLDERS		35186	474	3493
846630 DIVIDING HEAD & ATTACH M-TOOL	8	6786		1226
846691 OTH PART FOR MA-TOOL H.84.64	965	7795	670	4947
846692 OTH PART FOR MA-TOOL H.84.65	4529	39356	1217	27337
846693 PART/ACCES MACH TOOL PLAN ETC	7778	183010	6458	85096
846694 PART/ACCES MACH TOOL FOLD ETC	5576	94333	39997	1179617
846711 PNEUMATIC ROTARY TYPE TOOLS	1420	6561	1	5275
846719 OTH PNEUMATIC TOOLS FOR WORK	8376	52464	331	24007
846721 DRILL W ELEC MOTOR OF ALL KIND	10027	94585	9031	79481
846722 SAWS SELF CONTAINED ELE-MOTOR	2432	15231	1841	7443
846729 OTH TOOL WITH ELECTRIC MOTOR	16760	324570	21443	181027
846781 CHAIN SAWS	1527	30672	2830	16843
846789 OTH TOOL WORKING IN HAND	3268	72889	2100	21779
846791 PARTS OF CHAIN SAWS	856	9561	133	5604
846792 PARTS OF PNEUMATIC TOOLS	1976	15353	693	17007

Contd.

10.11 Imports by Economic Categories (Detail)

(In Thousand Rupees)

ITEMS	APRIL, 2015	FROM JULY, 2014	APRIL,2014	FROM JULY, 2013
846799 OTH PART TOOL WOR IN THE HAND	6707	123362	8503	105168
846810 HAND HELD BLOW PIPES	16	294		
846820 OTH GAS-OPERATED MACH APPARATU	245	39814	771	11388
846880 OTH MACH FOR SOLDER,BRAZING	717	69063	1146	32514
846890 PARTS FOR SOLDERING,BRAZIN MAC	1591	19669	1711	37095
846900 TYPEWRITER;WORD PROCESS MACH		1219	4	1557
847010 ELEC CALCULATOR,DATA REC MAC	3502	131109	8548	85738
847021 CALC. MACH W PRINT DEVICE		102	8	284
847029 OTH ELECTRO CALCULATING MACHIN	26	575	54	132
847030 OTHER CALCULATING MACHINES		105	26	1377
847050 CASH REGISTERS	1322	52725	1368	27925
847090 OTH POSTAGE,TICKET ISSUE MACH	1589	21481	533	13361
847130 PORTABLE AUTOMATIC DP MACHINE	1035520	18506380	1093462	7355634
847141 OTH AUTOMATIC DATA PRO MACHINE	176129	1661726	93733	419218
847149 OTH PRESENTED IN FORM SYSTEMS	32970	250041	6194	247214
847150 PROCESSI UNIT O/T,H-8471.41,49	268477	3556206	292516	2036994
847160 INPUT,OUTPUT UNIT IN S-HOUSING	59143	919315	102304	520228
847170 STORAGE UNITS	56645	866939	70590	773836
847180 OTH UNITS OF AUTO DAT PRO MACH	5699	75216	2366	120480
847190 OTH LAN,BRIDGES,HUBS EXCL SWIT	31702	546773	18263	616381
847210 DUPLICATING MACHINES	336	2587	402	1152
847230 SORTING/FOLDING/AFFIXING MACH	251	859		1812
847290 OTHER, OFFICE MACHINES	71560	1487542	94389	1222469
847310 PARTS/ACCESS OF MACH H-84.69	248	1773		963
847321 PART CALC MACH H-8470.10.21.29		127		510
847329 OTH PARTS OF MACH H-84.70	835	142371	1318	21805
847330 PARTS/ACCESS OF MACHINE 84.71	72150	1053632	104147	1095138
847340 PARTS/ACCESS MACHINE HEAD84.72	19641	224082	12778	160449
847350 PARTS/ACCESS MAC HD84.69-84.72	941	8654	112	3802
847410 SORTING/SCREENING/WASHING MACH	5789	211619	59406	127386
847420 CRUSHING OR GRINDING MACHINES	67553	752965	45	243791
847431 CONCRETE OR MORTAR MIXERS	88353	906400	57650	412654
847432 MACH FOR MIXING MINERAL&BITUME	11685	230774		394090
847439 OTH MACH FOR MIXING MINERALS	65965	95990	29031	95527
847480 OTHER MACHINERY	3029	126415	22081	114591
847490 PART OF SORTING,SCREENING MACH	59236	1087058	156080	1201762
847510 MACH FOR MAKING ELEC LAMP/TUBE		152		575
847529 OTH GLASS WORKING MACHINES	21457	254640	13789	412618
847590 PARTS OF MACHINES H-NO.84.75	16988	64841	7865	123850
847621 BEVERAGE/VENDING MA W REFRIG		4037		
847629 OTH,AUTOMA BEVERG-VENDING MACH		1827	319	1769
847681 OTH MACH HEATING/REFRIG,DEVICE		863	202	625
847689 OTH MACH INCL MONEY CHANG MACH		4889		2309
847690 PARTS OF MACH HEADING 84.76	69	137		276
847710 INJECTION-MOULDING MACHINES	220195	1854535	568032	2745262
847720 EXTRUDERS	18017	619423	19001	328535
847730 BLOW MOULDING MACHINES	257746	870768	326039	751713
847740 VACCUM MOLDING/THERMOFORM MACH	47253	88418	16162	75363
847751 MACH MOULD PNEUMATIC TYRE,TUBE		210351	105463	151674
847759 OTH MACH FOR MOLDING/FORMING	28487	104824	659	83556
847780 OTH MACH FOR WORKING RUB/PLAST	234109	943091	67133	1463918
847790 PARTS OF MACH,WORKING RUB/PLAS	67354	604595	99130	691451
847810 MACH FOR REPARING TOBACCO		208775		797451
847890 PARTS OF MACHINES OF H-84.78	98265	380756	58766	408405
847910 MACH FOR PUBLIC WORKS,BUILDING	65752	397530		696753
847920 MACH FOR EXTRACT/PREP FATS/OIL		287287		175485

Contd.

10.11 Imports by Economic Categories (Detail)

(In Thousand Rupees)

ITEMS	APRIL, 2015	FROM JULY, 2014	APRIL, 2014	FROM JULY, 2013
847930 PRESS PARTICAL/FIBRE BOARD ETC	99864	261057	205003	557174
847940 ROPE OR CABLE MAKING MACHINES		84854	27651	51457
847950 INDUSTRIAL ROBOTS(N.E.S.)	34486	77183		11881
847960 EVAPORATIVE AIR COOLERS	42771	402500	46140	217626
847979 OTH PASSENGER BOARDING BRIDGES		283602		23176
847981 MA FOR TREATING METAL/FLE WIRE		75610	2780	53922
847982 MIX/KNEAD/CRUSH/GRIND ETC MACH	563297	3781123	1051998	7567243
847989 OTH APPLI IDIVIL FUNCTIO MACH	219142	8402721	129649	3240626
847990 PART OF MA H- 8479.20.60.82.84	436628	1625030	129289	1210282
848010 MOULDING BOXES FOR MET FOUNDRY	1695	19123	3903	19731
848020 MOULD BASES	13600	59048	4281	29260
848030 MOULDING PATTERNS	9	64268	405	6408
848041 INJECTION OR COMPRESSION TYPES	514	56231	3200	41128
848049 OTH, MOULDS FOR METAL/CARBIDES	44670	285733	35418	225076
848050 MOLULDS FOR GLASS	3154	77489	11761	43038
848060 MOULDS FOR MINERAL MATERIALS.	5570	40952	3987	116546
848071 INJECTION OR COMPRESSION TYPES	45910	463899	71247	674343
848079 OTH MOULDS FOR RUBBER/PLASTICS	110173	912279	417020	1518083
848110 PRESSURE-REDUCING VALVES	513872	2423631	253859	3279511
848120 VALVES,OLEOHYD/PNEUMATIC TRANS	336174	1995608	47444	345917
848130 CHECK (NONRETURN) VALVES	99297	815459	75302	693774
848140 SAFETY OR RELIEF VALVES	46456	714175	70351	503023
848180 OTH APPLIANCE(TAP,COCKS,VAL)	883538	6367968	459552	6709075
848190 PARTS OF APPLICANCE H-NO.84.81	71895	852381	93239	979118
848210 BALL BEARINGS.	284091	3064120	307795	2805549
848220 TAPERD ROLLER BEARING INC CONE	70013	605665	63803	590231
848230 SPHERICAL ROLLER BEARINGS	33692	317676	13495	363046
848240 NEEDLE ROLLER BEARINGS	9307	59415	6403	52900
848250 OTH CYCLINRICAL ROLLER BEARING	25684	205845	15295	167801
848280 OTH COMBINED BALL/ROLLER BEAR	77069	453878	34501	337707
848291 BALLS, NEEDLES/ROLLERS PARTS	12913	151725	15504	144199
848299 OTH PARTS OF BALL/ROLLER BEAR	42937	260021	11882	203593
848310 TRANSMISSION/CRANKS/SHAFTS.CAM	290387	2607308	178762	4313803
848320 BEARING HOUSING-BALL/ROLR BEAR	6431	115011	5519	108142
848330 BEARING HOUSING NOT INCOR BEAR	128220	1639690	115471	1372964
848340 GEAR,CHAIN SPOK,GEAR BOXES ETC	132235	1708548	72018	1186702
848350 FLYWHEL/PULEY INCL PULEY BLOCK	5294	103592	8798	99961
848360 CLUTCHES AND SHAFT COUPLING	75002	598777	50541	492505
848390 PARTS OF HEADING 84.83	32324	429774	24381	458669
848410 GASKET&SIMILAR JOINT OF MATALS	61387	677007	65123	675541
848420 MECHANICAL SEALS	59849	514715	28190	355473
848490 OTH GASKET&SIMI JOINT DISSIMIL	64524	658549	93090	2044519
848610 MACH FOR MANUF BOULES / WAFERS		10		4474
848620 MAC FOR MANUF S-COND,I-CIRCUIT		21824		4183
848630 MACH FOR MANUF FLAT PANEL DISP		44		5119
848640 MACH FOR MANU OF I-CIRCUIT,NES				46726
848690 PARTS&ACCE OF MACH MANU S-COND	251	12044	174	590
848710 SHIPS/BOATS,PROPELLERS&BLADES		15756		3323
848790 O-PARTS&ACCE NOT CON ELE-CONNE	33525	303952	29572	357769
850110 ELEC MOTOR OUTPUT NOT>37.5.WAT	111110	596889	113182	589383
850120 UNIVERSAL AC/DC MOTOR >37.5 W	29558	232095	238	111390
850131 OTH DC MOTOR/GEN 0-P=750 WATT	9691	175493	12879	140638
850132 O-DC MOTOR/GEN 0-P-750W-75KW	6335	120841	3621	79946
850133 OTH DC MOTO/GEN 0-P-75KW-375KW	3211	98242	5876	57274
850134 OTH DC MOTOR/GEN OUTPUT >375KW	49239	146850	4485	427006
850140 OTH AC MOTORS,SINGLE-PHASE	274183	1198703	150418	1029208

Contd.

10.11 Imports by Economic Categories (Detail)

(In Thousand Rupees)

ITEMS	APRIL, 2015	FROM JULY, 2014	APRIL, 2014	FROM JULY, 2013
850151 OTHER AC MOTORS MULTI-PHASE	34790	244550	20927	161129
850152 AC MOTORS,OUTPUT-750W-75KW	111918	1693023	181382	1407090
850153 AC MOTORS,OUTPUT>75KW	23015	538786	12519	314649
850161 AC GENERATORS OUTPUT NOT>75KVA	40091	425022	75756	511581
850162 AC GENERATORS OUTPUT-75-375KVA	7647	122290	3472	94920
850163 AC GENERATOR 0-P-375KVA-750KVA	2135	16032	5441	32570
850164 AC GENERATORS OUTPUT >750 KVA	1492	7485240	276	282065
850211 EL GNERATOR (DIESEL)0-P>75 KVA	164014	3002678	735983	3211228
850212 GENER SET(DIESEL)OP- 75-375KVA	144175	1490556	143853	1512763
850213 GENER SET(DIES ENG)OP>375KVA	380718	9256105	1026866	11256843
850220 GENER SET(SP-ING ENG)OP>375KVA	745313	3527212	84479	4262299
850231 GENERATING SETS,WIND POWERED	2807844	3274250		6019812
850239 OTHER GENERATING SETS	3889110	22769311	184212	6669485
850240 ELECTRIC ROTARY CONVERTERS.	263	1008	3669	7344
850300 PARTS FOR MACHIN H-85.01/85.02	121297	3154969	190888	2194292
850410 BALLAST FOR DISCHARG LAMP/TUBE	16119	149424	14092	102009
850421 LIQUID DIELECTRICT FORMERS	535	27721	1389	445431
850422 LIQ D-E T/FORMER-650-10000KVA		24164	149747	386286
850423 LIQ DI-ELE T/FORMER >10000KVA		134958	163253	1533399
850431 OTH TRANSFORMER-PHC-NOT>1 KVA	36546	579439	26513	548118
850432 OTH TRANSFORMER-PHC-1KVA-16KVA	5194	106170	7861	450285
850433 OTH TRANSFORMER-PHC-16-500KVA	44064	376419	69965	436118
850434 OTH TRANSFORMER-PHC>500 KVA	89845	3753632	589763	1359210
850440 STATIC CONVERTERS	664263	6964452	939166	5232782
850450 OTHER INDUCTORS	18716	282565	8870	296367
850490 PARTS ELEC POWER MACH H-8504	108810	1110237	85915	1045337
850511 PERMANENT MAGNETS AND ARTICLES	2861	59676	8947	42527
850519 OTH PERMANENT MAGNETS&ARTICLES	14927	136030	16823	116617
850520 EL-MAGNET COUPLING,CLUTCH ETC	3198	35470	8383	60646
850590 OTH EL-MAGNET INC/PART HD85.05	3535	148788	3989	55675
850610 MANGANESE DIOXIDE P/CELL&BATT	58064	726336	64971	704269
850640 SILVER OXIDE P/CELL&BATTERIES				917
850650 LITHIUM PRIMARY CELL&BATTERIES	34955	297949	29116	278824
850660 AIR ZINC PRIMARY CELL&BATTRIES	515	5365	113	25515
850680 OTHER PRIMARY CELL&BATTERIES	14227	382881	25270	386396
850690 PARTS OF PRIMARY CELL&BATTEIES	2423	45091	4747	26771
850710 LEAD-ACID ACCUMULATOR(STARTNG)	951	42435	11086	56082
850720 OTHER LEAD-ACID ACCUMULATORS	527113	5107374	457236	3962421
850730 NICKEL-CADMIUM ACCUMULATORS	5076	97621	1449	13619
850740 NICKEL-IRON ACCUMULATORS				23
850750 BATTRIES NICKEL-METAL HYDRIDE	38	2672		623
850760 BATTRIES LITHIUM-ION	5341	29963	938	5171
850780 OTHER ACCUMULATORS	7625	230429	13917	327540
850790 PARTS EL-ACCMOLATOR INCL SEPR	46630	361861	63527	312265
850811 VACUM CLEANER SE-CONTA E-MOTOR	4939	40038	2158	31186
850819 OTH VACUUM CLEANERS SELF MOTOR	3249	31086	2009	21459
850860 OTHER VACUUM CLEANERS	417	25779	3227	12266
850870 PARTS OF VACCUM CLEARNERS	170	3905	152	1480
850940 FOOD GRINDER/MIXERS&JUICE EXT	54508	600329	48420	536893
850980 OTH DOMESTIC APPLIANC	4358	160373	17133	95991
850990 PARTS DOMESTIC APPLIAN	15487	211930	48961	191785
851010 SHAVERS SELF CONTAINED EL-MOTO	6502	40242	10304	40767
851020 HAIR CLIPPERS SELF CON EL-MOTO	853	30574	2866	33405
851030 HAIR-REMOVING APPLIANCES	4469	75232	6989	47395
851090 PART OF SHAVER/CLIPPER/REMOVER	34	15319	83	2251
851110 SPARKING PLUGS	93758	774360	55910	659445

Contd.

10.11 Imports by Economic Categories (Detail)

(In Thousand Rupees)

ITEMS	APRIL, 2015	FROM JULY, 2014	APRIL, 2014	FROM JULY, 2013
851120 IGNITION/DYNAMOS MAG-FLYWHEELS	12293	76829	7337	87737
851130 DISTRIBUTORS;IGNITION COILS	21660	236673	18335	159815
851140 STARTERS MOTORS/DUEL PUR GENER	6104	106022	11439	104349
851150 OTHER GENERATORS	3701	42799	2186	20495
851180 OTH EL-IGNITION/START EQUIP	2977	17512	4501	29008
851190 PARTS OF THE HEADING NO.85.11	81650	814029	46957	335510
851210 LIGHTS SIG EQUIP BICYCLE USED		3645	5	4112
851220 OTH LIGHTING SIG EQUIPMENT	200592	1433748	85080	865771
851230 SOUND SIGNALLING EQUIPMENT	7788	123960	6363	67051
851240 WINDSCREEN WIPER,DEFROST/DEMIS	3158	29298	1445	24288
851310 PORTABLE ELECTRIC LAMPS	44593	1275528	54108	739775
851390 PARTS(OF THE HEADING NO.85.12)	99	5131	2243	6394
851410 RESISTANCE HEATED FURNACE/OVEN	587	7520		5516
851420 INDUCTION/DIELECTRIC FUR/OVENS		21691	1443	110046
851430 OTHER FURNACES AND OVENS	1322	191741	2901	151691
851440 OTH IND/DI-EL HEATING EQUIPMNT	3799	43606	1722	18589
851490 PARTS(OF HEADING NO.85.14)	6600	69948	6338	48045
851511 SOLDERING IRONS AND GUNS	671	62680	1733	19510
851519 OTH BRAZING/SOLDER IRONS&GUNS	1631	49818	3359	20124
851521 MACHINES,RES WELDING OF METAL		9785		119346
851529 OTH MACH RES WELDING OF METAL	1058	145364	2221	68795
851531 MACH ARC WELDING METAL F/AUTO	497	12290		50242
851539 OTH MACH/APP ARC WELDING METAL	20875	202513	206251	467051
851580 OTH MACH/APP HOT SPRAYING METL	12871	95311	25604	230568
851590 PARTS(OF HEADING NO.85.15)	8324	114291	9467	146367
851610 ELE INSTANEOUS/IMERSION HEATER	2345	61158	867	16143
851621 STORAGE HEATING RADIATORS		15122		1470
851629 OTH ELE SPACE/SOIL HEATNG APPA	2967	442387	5029	119844
851631 HAIR DRYERS	2337	42159	2993	45203
851632 OTHER HAIR DRESSING APPARATUS	3343	38702	2498	22418
851633 HAND DRYING APPARATUS	82	4584	44	2142
851640 ELECTRIC SMOOTHING IRONS	6583	100814	10057	95358
851650 MICROWAVE OVENS	18353	176055	8192	174639
851660 OTH OVEN/COOKER/GRILL/ROASTERS	21537	173658	14369	124431
851671 ELECTRIC COFFEE OR TEA MAKERS	9294	97259	6139	42616
851672 ELECTRIC TOASTERS	7033	178020	9057	92078
851679 OTH ELECTRIC-THERMIC APPLIANCE	24342	218033	24485	168058
851680 ELECTRIC HEATING RESISTORS	11387	156163	21020	126758
851690 PARTS EL-THERMIC APP H-85.16	81145	913393	38872	793973
851711 LINE TELEPHONE CORDLESS H-SETS	4348	66705	9173	36324
851712 TELEPHONE FOR CELLULAR NETWORK	5716363	60336031	3805765	53871128
851718 OTHER TELEPHONES	8105	112625	5249	68384
851761 BASE STATIONS FOR WIRELESS N-W	353257	3705986	119917	6256640
851762 MACH FOR RECEPTION VOICE/IMAGE	2699639	23926279	2626452	15838274
851769 OTHER APPARATUS	858274	12714160	1275863	10876205
851770 PARTS FOR TELEPHONES/WIRELESS	595779	8826208	438870	10300468
851810 MICROPHONES AND STANDS THEREOF	2565	48169	5989	38925
851821 SINGLE L/SP MOUNTED IN ENCLOUR	12889	162773	24133	120005
851822 MULIPLE L/SP MOUNTED IN ENCL	20858	262656	22536	242679
851829 OTH L/SP NOT MOUNTED IN ENCL	24274	356696	35063	217201
851830 HEAD/EAR/MICRO PHONE SPEAK SET	25014	390919	46996	275765
851840 AUDIO FREQUENCY ELEC.AMPLIFIER	3544	54010	4316	41359
851850 ELECTRIC SOUND AMPLIFIER SETS	1818	30945	4691	143848
851890 PARTS & ACCESSORIES HEAD 85.18	2789	128796	4530	34488
851920 APPA OPERATED BY COINS,BANKNOT				55
851930 TURNTABLES (RECORD-DECKS)		275		56

Contd.

10.11 Imports by Economic Categories (Detail)

(In Thousand Rupees)

ITEMS	APRIL, 2015	FROM JULY, 2014	APRIL, 2014	FROM JULY, 2013
851950 TELEPHONE ANSWERING MACHINES			9	9
851981 O-APPA USING MAG/OPTICAL MEDIA	141	803	556	2235
851989 OTH COMPACT DISK PLAYERS	2459	27394	1956	37640
852110 MAGNETIC TAPE TYPE	3605	24727	1917	35702
852190 OTH VIDEO REC/REPRODUCING APP	8348	144475	18346	134406
852210 PICK UP CARTRIDGES		69	21	1285
852380 DATA/SOUND RECORDED AUTO.DPM	847492	6458865	681010	5414337
852550 TRANSMISSION APPA FOR RADIO/TV	11023	169950	5085	1185823
852560 TRANSMISSION APPARATUS	18870	241201	73501	395017
852580 TV CAMERAS,DIGI/VIDEO CAMERA-R	74301	494009	48072	379225
852610 RADAR APPARATUS		27685		5534
852691 RADIO NAVIGATIONAL AID APPARAT	15443	211397	4687	156703
852692 RADIO REMOTE CONTROL APPARATUS	384	8540		441
852712 POCKETSIZE RADIOCASSETE PLAYER	68	2697	108	3253
852713 OTH APPA COMB W/SOUND REC/PRO				1191
852719 OTH RECORDING/REPRODUCING APPA	1344	31430	2471	29791
852721 OTH RADIO BRO-RECEIVER FOR VEH	2580	40377	4891	13338
852729 OTH SOUND REC/REPRO APPA VEH	7154	362792	8234	33584
852791 OTH APPA COMB W/SOUND REC/PRO		319		1759
852792 APPA NOT COMB W-S-RECOR/REPROD		193		
852799 MODEMS FOR SUND RECOD APPA	376	2272	8389	27874
852841 MONITORS AUTOM DATA PRO SYSTEM	1627	143167	15438	77846
852849 OTH CATHODE-RAY TUBE MONITORS	129	7165	53	10615
852851 OTH MONITOR DATA PROCESSING SY	266349	2187917	203654	1554279
852859 OTHER MONITORS	1555	56807	1402	69355
852861 PROJECTOR FOR AUTO- DPS-H8471	8426	169582	7967	100229
852869 MULTIMEDIA PROJECTOR-FOR DP-SY	348	4093	245	7622
852871 RECEPTION APPA FOR TV	9808	201293	10722	123135
852872 OTH COLOUR TV SETS	177108	1311954	136959	297080
852873 OTH MONOCHROME RECEPTION-APPA		13		
852910 AERIALS/REFLECTORS ALL KINDS	10496	352712	41839	213585
852990 OTH PARTS/APP H-85.25-85.28	369396	4258819	288701	4958503
853010 EL-SIGNAL EQP RAILWAY/TRAMWAY	101	3046		204997
853080 OTH SIGNAL EQP EL TRAFIC CONT	3008	84938	1157	70547
853090 PARTS OF EQP HEAD 85.30	4498	14990	25	20834
853110 BURGLAR/FIRE ALARMS/SIMIL APPT	55398	344163	73095	188434
853120 INDICATOR PANEL INCORP LCD/LED	15831	166423	15401	102548
853180 OTHER APPARATUS	4612	104439	24971	128905
853190 PARTS ELEC SOUND/VIS SIG APPT	5206	105946	20172	8147311
853210 FIX CAPACITO 50/60HZ CAP.5KVAR	7420	339565	78126	205223
853221 OTHER FIXED CAPACITOR		1134		886
853222 ALUMINIUM ELECROLYTIC FIX CAP	705	15308	4265	8385
853223 CERAMIC DIELEC,SIN-LYR FIX CAP	876	8275	660	3943
853224 CERAMIC DIELEC MUL-LYR FIX CAP	1035	14596	1335	11255
853225 DIELECTRIC PAPER PLAS FIX CAP	3917	15569	10337	13958
853229 OTHER FIXED CAPACITORS	25512	239475	19639	541320
853230 VARIABLE/ADJUSTABLE CAPACITORS	955	21035	3123	12837
853290 PARTS OF ELECTRICAL CAPACITORS	2511	25013	2645	28265
853310 FIXED CARBON RES COMP/FILMTYPE	10072	60917	6967	28481
853321 OTH FIXED RES CAPACITY < 20 W	193	3056	266	6764
853329 OTHER FIXED RESISTORS	9975	107869	7070	89721
853331 W/WOUND RESISTOR- RHEO&POTEN	2242	21362	776	13790
853339 OTH W/WOUND VARIABLE RESISTORS	2761	23665	3342	26043
853340 OTH VAR RES INCL REHEOSTATS	2732	82087	6046	39237
853390 PARTS FOR ELECTRICAL RESISTERS	1683	9219	267	6761
853400 PRINTED CIRCUITS	80226	787663	66650	664381

Contd.

10.11 Imports by Economic Categories (Detail)

(In Thousand Rupees)

ITEMS	APRIL, 2015	FROM JULY, 2014	APRIL,2014	FROM JULY, 2013
853510 FUSES FOR VOLTAGE >1000 VOTTS	7503	45541	5621	42233
853521 AUTOMA C-BRAKER VOT <72.5 KV	48373	664242	24686	588784
853529 OTH AUTOMATIC CIRCUIT BRAKER	3171	490514	49825	813685
853530 ISOLATING/MAKE-AND-BREAK SWIT	3629	157202	29570	169217
853540 LIGHT ARRESTER,VOL LIMITER ETC	11134	154594	37489	111951
853590 ELEC APP SWITCHING CIR>1000VOL	28655	461480	79269	1716024
853610 FUSES FOR VOLTAGE <1000 VOLTS	8962	73985	4099	50526
853620 AUTOMATIC CIR BREAKER	180651	1834376	120801	1526297
853630 OTH APP PROTECTING ELEC CIRCUL	22664	171938	3343	40046
853641 RELAYS FOR VOLTAGE	9783	187258	8387	108586
853649 OTHER, RELAYS	82377	794766	64622	909901
853650 OTHER SWITHCES	76284	766038	75650	632039
853661 LAMP HOLDERS	5047	70961	3621	48812
853669 OTHER,PLUGS AND SOCKETS	48098	706320	59852	609693
853670 CONNECTORS FOR OPTICALFIBRES	4785	33823	8922	32489
853690 OTH ELECTRICAL APPARATUS	101226	1116167	124005	1019438
853710 BOARD,PANEC ETC VOLTAGE-1000V	144349	3724291	194103	3247061
853720 BODIES,CONSOLE ETC VOLT>1000V	31674	617371	376797	1649019
853810 BOARD,PANELS GOODS HEAD 85.37	56126	429673	28281	371572
853890 OTH PARTS SUITABLE GOOD H85.37	182327	2130809	146861	1721585
853910 SEALED BEAM LAMP UNITS	11239	92307	11076	75968
853921 TUNGSTEN HALOGEN LAMPS	26587	204866	24611	176375
853922 OTH LAMPS 200W FOR VOLT>100V	14396	90695	8418	125190
853929 OTH FILAMENT LAMPS EXCL U-VIOL	10477	423175	21716	420402
853931 DISCHARGE LAMP O/TAN U-V-LAMP	3530	147557	21186	100648
853932 MERCURY OR SODIUM VAPOUR LAMPS	6776	44642	5073	33351
853939 OTH DISCHARGE LAMPS,O/TH ULTRA	594921	7443426	688090	9445665
853941 ARC-LAMPS (ELECTRIC)	629	4699	1924	4443
853949 OTH ULTRA-VOILET/INFRA-REDLAMP	3412	24650	2204	34310
853990 PARTS ELECTRIC FILAMENT/D-LAMP	20465	333457	22036	258055
854011 CATHODE-RAY TV PICTURE TUBES	1642	99334	14128	152061
854020 TV CAMERA TUBE(IMAG CONVERTER)			954	954
854040 DATA GRAP DISPL TUBE,COLO/MONO		108		
854060 OTHER CATHODE-RAY TUBES		203	914	1367
854071 MAGNETRONS	30172	235104	7316	231363
854079 OTH,MICROWAVE TUBE,CARCINOTR		851		
854081 OTHER VALVES AND TUBES:		22		3900
854089 OTHER VALVES ANA TUBES,N.S.	541	5192		3965
854099 OTH PARTS OF HEADING NO.85.40		291		372
854110 DIODES,OTH THAN PHOTSENSITIVE	12091	132867	14609	89253
854121 TRANSISTOR O/THAN PHOTSENSITV	149	16693	5239	18338
854129 OTH TRANSISTOR O/TH PHOTSEN	17836	86975	5498	77610
854130 THYRISTORS DIACS AND TRIACS	1177	18719	1739	21493
854140 PHOTSENSITIV SEMICONDUCTOR DE	2148550	15483005	2941893	16554189
854150 OTH SEMICONDUCTOR DEVICES	7226	57264	2289	103904
854160 MOUNTED PIEZO-ELECTRIC CRYSTAL	1992	9390	253	6972
854190 PARTS OF APPARATUS OF H-85.41	3323	65451	1679	38775
854231 ELECTRONIC INTEGRATED CIRCUIT	7413	259608	16930	356094
854232 MEMORIES	5853	68066	1472	11413
854233 AMPLIFIERS	380	11561	4465	16397
854239 OTH ELECTRO INTEGRATED CIRCUIT	59363	497871	25913	282060
854290 PARTS OF ELEC INTIGRAT CIRCUIT	4835	34012	6498	64638
854310 PARTICLES ACCELERATORS		3748		28
854320 SIGNAL GENERATORS	1671	24477	5789	54368
854330 MACH APPA EL-PLATNG ELECTROLYS	175	108855	163	33934
854370 OTHER MACHINE/APPARATUS	288683	2646598	173214	1306500

Contd.

10.11 Imports by Economic Categories (Detail)

(In Thousand Rupees)

ITEMS	APRIL, 2015	FROM JULY, 2014	APRIL, 2014	FROM JULY, 2013
854390 PARTS OF THE APPARATUS H-85,43	12009	222333	10842	143597
854411 WINDING WIRE OF COPPER	10817	91936	21398	225970
854419 OTHER WINDING WIRE OF COPPER	118435	763485	70455	450608
854420 CO-AXIAL CABLE & CONDUCTORS	48629	712342	270632	862984
854430 IGNITION & OTHER WRITING SETS	7151	267039	77426	266359
854442 COMPUTER LEADS WITH CONNECTOR	62690	1848595	72846	1635509
854449 OTH ELECTRIC CONDUCTOR N>1000V	273581	6654357	180872	2923144
854460 OTH EL CON FOR VOLTAGE >1000V	53997	1084449	98259	1088717
854470 OPTICAL FIBRE CABLES	21009	281018	60741	309242
854511 ELECTRODES USED IN FURNACES	20510	100667	8558	47072
854519 OTHER ELECTRODES	1240	29066	566	8638
854520 CARBON BRUSHES	8111	47551	2258	39305
854590 OTH LAMP/BATTERY CARBON,GRAPIT	3622	36713	3848	26636
854610 EELECTRICAL INSULATOR OF GLASS		1873		2720
854620 EELECTRICAL INSULATOR CERAMICS	2298	138301	26999	554578
854690 OTH ELE INSU OTH THN GLAS,CERA	27091	154616	25493	379620
854710 INSULATING FITTINGS OF CERMIC	205	479	8	6528
854720 INSULATING FITTINGS OF PLASTIC	859	4970	290	7728
854790 OTH INSULATIN FITT PLAS/CERMIC	54329	701887	233468	431165
854810 WAST/SCRIP PRI BATRY,CEL,ACCUMU	26	968	162	209113
854890 OTH,PARTS ELE MACHINE/APP NES	1148	3348	838	5457
860110 RAIL LOCOMO POWERED ELECTRICIT				44
860210 DIESEL ELECTRIC LOCOMOTIVES		4094764	2588652	3781996
860290 OTH,RAIL LOCOMOTVE,LOCOMO TEND		3116252		9830
860390 OTH,RAILWAY OR TRAMWAY COACHES		3045		
860400 RAIL/TRAMWAY MAINTENANCE VEHIC	1077466	1627196	1594277	1660176
860610 TANK WAGONS AND THE LIKE		460253		
860699 OTH RAIL,TRAMWAY GOOD VAN(NSP)		2522908		
860711 DRIVING BOGIES&BISSEL-BOGIES		15		14
860719 OTH INCL PARTS AXELS/WHEEL	55643	1254362	16082	131721
860721 AIR BRAKES AND PARTS THEREOF		19740		8461
860729 OTH BRAKES LOCOMO&PATS THEREOF		347121		2957
860730 HOOKS,COUPLIN DEVICES,BUFFERS		8492	672	4408
860791 OTHER PARTS OF LOCOMOTIVES	537890	6027328	93188	1057912
860799 OTH RAILWAY LOCOMOT STOCK PART	761	77872	50	6869
860800 RAIL/TRAMWAY TRACK FIXTURES	211279	744268	13276	1102304
860900 CONTAINERS SPECIL DESI,EQUIPPED	5605	214941	20404	277280
870110 PEDESTRAIN CONTROLLED TRACTORS	75	75		448
870120 ROAD TRACTORS FOR SEMI-TRAILER	844285	3877956	562083	2932743
870190 COMP AG-TRACTORS-ANY KIT FORM	546880	2901203	251087	1959626
870210 M.VEH 10 OR >PERSON DIESEL ENG	706875	4876694	201150	3434293
870290 COMP O-M-VEH 10PER&DERIVER AKF	42600	527019	37757	638034
870310 M-CAR FOR TRAVEL ON SNOW/GOLF	330	7520		5062
870321 MOTOR VEH CYLNDER CAP-1000CC	2937301	24975163	1820126	19586831
870322 OTH CAR CY CAP>1000CC - 1500CC	2357462	20685876	1531839	16186271
870323 OTH VEH CYL CAP 1500 - 3000CC	2178422	17473904	824469	10734707
870324 OTH VEH CYL CAPACITY>3000CC	718922	3828239	424156	2943375
870331 OTH VEH(DIESEL ENG)CYL-C-1500CC	1698	122977		63496
870332 VEH(DIESEL ENG)CY-1500 -2500CC	5140	135235	16794	79496
870333 OTH VEH(DIESEL ENG)CAP>2500CC	24385	294874	10043	5226602
870390 OTH M-CAR/M-VEH FOR PERSONS	34165	89173	20277	171500
870410 DUMPERS DESIGN FOR OFF-HIGHWAY	239292	539837	13787	710682
870421 OTH VEH(DIESEL ENG)NOT>5TONNES	640755	5499682	538569	4958734
870422 OTH VEH(DIESEL ENG)GVW-5-20TON	517836	4665970	220086	2254797
870423 OTH VEH(DIESEL ENG)GVW >20 TONNES	220012	1051820	3729	506960
870431 OT VEH SPARK-IGNITION NOT>5TON	714872	4275404	174287	2547817

Contd.

10.11 Imports by Economic Categories (Detail)

(In Thousand Rupees)

ITEMS	APRIL, 2015	FROM JULY, 2014	APRIL, 2014	FROM JULY, 2013
870490 OTH VEH FOR TRANSPORT GOODS				289
870510 CRANE LORRIES	85582	416423	31041	85228
870520 MOBILE DRILLING DERRICKS	129011	149611		13821
870530 FIRE FIGHTING VEHICLES		53519		56376
870540 CONCRETE-MIXER LORRIES	38699	401672	27610	911438
870590 OTH SPECIAL PURPOSE MOTOR VEHL	10843	1855835	1219413	2589130
870600 CHASIS WITH ENG VEH-H-8701-05	46	46		
870710 BODIES/CABS FOR VEH-H-87.03	2064	8904	517	12883
870790 BODIES OF VEH-H-87042190&.3190	13767	142838	10946	105332
870810 BUMPERS AND PARTS THEREOF	15608	111223	8455	65393
870821 OTH PART ACCE OF BODIES,SEATS	15655	229295	20359	107185
870829 OTH PART ACCE OF BODIES,CABS	504799	4172348	421559	5010329
870830 BRAKES&SERVO-BRAKES,PARTS VEH	70022	526393	22384	205049
870840 GEAR BOXES AND PARTS THEREOF	119866	803700	123162	634131
870850 DRIVE-AXLES WITH DIFFERENTIAL	28959	298335	22962	190158
870870 ROAD WHEELS&PARTS&ACCESSO	13975	299913	28377	196751
870880 SUSPENSION SYS,SHOCK-ABSORBERS	111440	1374743	49530	572299
870891 RADIATORS & PARTS THEREOF VEH	18337	197969	14530	109829
870892 SILENCERS&EXHAUST PIPES,PARTS	81	2734	289	3578
870893 CLUTCHES AND PARTS THEREOF	12254	273929	18673	115797
870894 STEERING WHEELS,CLUMNS,BOXES	45644	469039	22341	463558
870895 SAFETY AIRBAGS INFLATER SYSTEM	100	1087		
870899 OTH PARTS FOR VEHICLES H-8701	475759	4302929	276108	4070916
870911 WORK TRUCKS SELF-PROPEL ELECTR	9077	23940		7510
870919 OTH WORK TRUCK SELF PRO N-FITT		191009		9774
871000 TANKS,OTH ARMOUD FITGHING VEH	6022	28931		
871110 MOTORCYCLE CYL CAP-NOT>50CC		3585	187	379
871120 M-CYCLE CYL CAPACITY- 50-250CC	727335	6790543	303627	5091835
871130 M-CYCLE CYL CAPACITY-250-500CC	9262	20245	232	141241
871140 M-CYCLE CYL CAP-500-800CC	7521	22633	1967	30399
871150 M-CYCLE CYL CAP EXCEEDIN-800CC		73809	19980	50891
871190 OTH M-CYCLE(INCLUDING MOPEDS)	148	436751	56233	886097
871200 BICYCLES,OTH DELIVERY TRICYCL	42485	362496	27182	312243
871310 INVALID CARRIAG NOT MECH PROPL	8532	155332	11226	119616
871390 OTH INVALID CARRIAG MOTORISED	110	6215	361	13138
871410 SADDLES OF MOTORCYCLES,MOPEDS	412832	4371358	702346	4759667
871420 PART ACCE INVALID CARRIAGES		935		498
871491 FRAMES,FORKS & PARTS THEREOF		3099	2510	81844
871492 WHEEL RIMS AND SPOKES	516	7507	22	9845
871493 HUBS,COAST BRAK HUB,FREE WHEL	1255	106486	5561	57223
871494 BRAK,COAST BRAK HUB,HUB BRAK	127	11886	452	9265
871495 OTHER, SADDLES	2108	32725	884	19370
871496 PEDALS,CRANK-GEAR,& PARTS THOF		6300	590	8356
871500 BABY CARRIAGES & PARTS THEREOF	4005	52323	14548	43253
871610 TRAILER,SEMI-TRALER CARVN TYPE	7	2743		5703
871620 SELF LOADING/UNLODING TRAL AGR		6839		750
871631 TAKER/SEMI TANKER TRAILERS	3320	8299	9898	56595
871639 OTH TRAILER,SEMI TRAI FOR GOOD		58165		18714
871640 OTH TRAILERS & SEMI-TRAILERS		3404		3302
871680 OTH VEH NOT MECHANICALLY PROPL	7472	73031	9441	70809
871690 PARTS,TRAILER SEMI-TRAI H87.16	5602	131129	34564	85321
880100 GLIDERS AND HANG GLIDERS		1760		874
880212 HALICOPTER UNLADN WT>2000 KG		9276		
880220 AEROPLAN UNLADEN WT NOT>2000KG		35780	1224	1836
880230 AEROPLAN UNLADN W-2000-15000KG	58141	73810		
880240 AEROPLAN UNLADN WT >15000KG	28443	8898837	324715	1194952

Contd.

10.11 Imports by Economic Categories (Detail)

(In Thousand Rupees)

ITEMS	APRIL, 2015	FROM JULY, 2014	APRIL, 2014	FROM JULY, 2013
880310 PROPELLERS, ROTORS & PATS THROF		10754	64	7879
880320 UNDER CARRIAGES/PARTS THEREOF		2938		2942
880330 OTH PARTS OF AEROPLANE/HELICOP	63638	1452445	128792	3841305
880400 PARACHUTES AND ROTOCHUTES, PART		1679		771
880510 AIRCRA LAUN GEAR, DECK ARRESTOR		65		
880521 AIR COMBAT SIMULATORS & PARTS	1057	11257		7066
880529 OTH GROUND FLYING TRAINER PART	209	4744		15443
890190 OTH VESSELS FOR PERSONS/GOODS		182952		
890310 INFLATABLE YATCHS, VESL PLE/SPO	161	610	90	828
890391 SAILBOATS, WITH/W-OUT AUX-MOTOR		792	1200	3055
890392 MOTORBOAT, O/THN OUTBOARD M-BO		10675		
890399 OTH INFLTABLE YATCHTS	41180	81755	220	3119
890510 DREDGERS		1010559		
890520 SUBMERSIBLE DRILLING PLATFORMS				46591
890590 OTH LIGHT VESSELS, FLO-CRANES		12858	579	579
890690 OTHER VESSELS & LIFEBOATS	31	31		
890710 OTH FLOATING INFLATABLE RAFTS				84076
890790 OTH FLOATING STRUCTURES, TANKS	1811	7282		5748
900490 OTH SPECT, GOGGLE & THE LIKE CORR	3647	34266	4200	109274
900510 BINOCULARS	138	16798	84	4999
900580 OTH ASTRONOMICAL INSTRUMENTS		5132	54	4508
900699 O-PART, AC P-GRAPHIC F-LIGH APP	244	913	107	1844
900710 CINEMATOGRAPHIC CAMERAS		403		
900720 CINEMATOGRAPH PROJECTOR. S-R/RE	1162	12153	2192	13692
900791 PAR, ACC-CINEMATOGRAPHIC CAMERA		623	37	353
900792 PART, ACCE-CINEMATOGR PROJECTOR	35	2341	1004	5815
900850 PROJECTORS, ENLARGERS & REDUCERS		1618		3067
900890 PARTS/ACCE OF IMAGE PROJECTORS	27	947		547
901010 APPA, EQUI AUTOMATC DEVELO FILM	3775	61908	929	517232
901050 OTH APP EQU PHO-GRAPHIC LAB	7572	64972	1016	38628
901060 PROJECTION SCREENS	480	29440	3491	25025
901090 PART ACCE OF APP/EUIP H-90.10	644	9896	324	8160
901110 STEREOSCOPIC MICROSCOPES		768	48	1547
901120 OTH MICROSCOPE P-MICROGRAPHY	246	783	278	6693
901180 OTHER MICROSCOPES	6139	107622	24673	163134
901190 PART, ACCE OF OPTCAL MICROSCOPE	1182	7010	494	52628
901210 M-SCOPE O/THN OPTIC M-SCOP APP	6284	45537	948	16991
901290 PART, ACC M-SCOPE O/THN OPTICAL		4198	426	1389
901310 TELESCOPIC SIGHTS FITT TO ARMS		5941	1291	1402
901320 LASERS OTHER THAN LASER DIODS	59	11198		15909
901380 OTH DEVICES APPLI & INSTRUMENTS	44010	191686	976	217725
901390 PARTS, ACCE OF SUB GROUP-90.13	91	39693	24934	71972
901410 DIRECTION FINDING COMPASSES	10	875	91	276
901420 INST/APPLI AERONAUTIC NAVIGATO	230	10840		531
901480 OTH INS/APPLI (NAVIGATIONAL)	374	12691	3901	6535
901490 PART, ACCE OF SUB GROUP OF 90.14	16624	25944	691	6741
901510 RANGEFINDERS	151	1431	839	6286
901520 THEODOLITES AND TACHEOMETERS	1484	14232	1253	12311
901530 SURVEYING LEVELS	1279	16560	2045	12712
901540 PH-GRAMMETRICAL SURVEY INS/APP		3674		
901580 OTH INS AND APPLIANC-SURVEYING	159607	5334445	562568	3762476
901590 PARTS & ACCE OF SURVEYING INSTRU	55172	1548508	432	805526
901600 BALANCE SENSITIVITY 5CG/BETTER	2404	36617	1811	29067
901710 DRAFTING TABLE MACH W/NOT AUTO	3005	30955	4619	23101
901720 O-DRAWING MARK/MATH CALC INSTR	2960	37741	1504	29634
901730 MICROMETERS/CALLIPERS & GUAGES	2705	26619	3427	28025

Contd.

10.11 Imports by Economic Categories (Detail)

(In Thousand Rupees)

ITEMS	APRIL, 2015	FROM JULY, 2014	APRIL, 2014	FROM JULY, 2013
901780 OTHER INSTRUMENTS	7020	116656	16892	127444
901790 PARTS/ACCE OF MEASURING INSTRU	2	6837	2244	12168
901811 ELECTRO-CARDIOGRAPHS	5450	69261	5658	77306
901812 ULTRASONIC SCANNING APPARATUS	69543	540290	36981	189333
901813 MAGNETIC RESONANCE IMAGING APPA	35850	745441	1699	723212
901814 SCINTIGRAPHIC APPARATUS		21302		51307
901819 OTH ELECTRO-DIAGNOSTIC APPARAT	112152	1934500	109251	1402295
901820 ULTRA VOILET/INFRA-RED RAY APP	125	11702		2114
901831 SYRINGES,WITH/WITHOUT NEEDLES	203846	1423076	140997	1315377
901832 TUBULAR METAL NEEDLE/NEDL SUTU	12331	175018	20556	252695
901839 OTH NEDLES,CATHERS,CANNULA	614856	4724859	479448	3792192
901841 DENTAL DRILL ENGINES,W/C-D-EQU		1311	20	43
901849 OTH;INS/APPLI, DENTAL SCIENCE	6987	59419	4532	46749
901850 OTH,OPHTHALMIC INST&APPLIANCE	46399	469615	51739	315047
901890 OTH INSTRUMENT & APPLIANCE.	544310	7923526	1237928	6515224
901910 MECHANO-THERPY,MESSAGE/PSY APP	6385	161661	6720	220629
901920 OZONE,OXYGEN ,AEROSOL THERAPY,	30531	826368	64918	535823
902190 OTH;APP,WORN CARY,IMPL IN BODY	52707	253637	23309	363382
902212 COMPUTED TOMOGRAPHY APPARATUS	169699	1142325	28707	873097
902213 OTH X-RAY APPA FOR DENTAL USES		11236	304	2070
902214 OTH,X-RAY APP FOR MEDICAL SURG	27570	1104666	51693	426076
902219 X-RAY APPA FOR OTHER USES	196759	1023937	537	542629
902221 APP BASE ON ALP,BETA GAMA RADI	518	14398	422	36269
902229 APP ALPHA-BE-GA RADI-OTHER USE	4012	177968	55558	78340
902230 X-RAY TUBES		8126	12072	48775
902290 O-APP AL-B-G RADI INCL PA/ACCE	18826	191527	51065	246582
902300 APPA DESIGNED F-DEMANSTRATION	44029	632370	41710	510534
902410 MACH&APPLI FOR TESTING METALS	2046	114994	2425	59596
902480 O-MACH-TESTING HARDNESS/STREN	16849	303733	27817	491796
902490 PARTS&ACC-HARD/STREN TEST MACH	3352	51679	5584	46268
902511 LIQUID-FILLED THERMOMETER/PYRO	5604	51545	7607	70371
902519 OTHER THERMOMETERS/PYROMETERS	7107	112000	5968	87053
902580 OTHER INSTRUMENTS	10528	216514	13816	236112
902590 PARTS ACCE INSTRUMENTS H-9025	3193	56435	3634	48092
902610 APP,MEASUR/CHECK FLOW/ LEVEL.	116623	356693	10445	173025
902620 APP, MEASUR/CHECK PRESSURE.	30371	778857	44993	507211
902680 OTH,APP,MEASUR VARIATION LIQ/G	111995	2002492	306899	1671844
902690 PARTS,ACCE OF SUB GROUP 90.26.	13000	160455	24696	291453
902710 GAS/SMOKE ANALYSIS APPARATUS.	35191	268579	12734	250389
902720 CHROMATOGRAPHS/ELECTROPHOR INS	20161	540026	63354	404271
902730 SPECTRO,SPECTROPHOT-METER RADI	37192	260859	5747	213549
902750 OTH,INS.USING OPTCAL RADIATION	53460	505821	27292	505937
902780 OTH,INST FOR PHYSICAL CHEM ANA	298694	2057789	217296	1980940
902790 MICROTOMES;PART ACCE APP-90.27	29685	388428	119418	474491
902810 GAS METERS	35504	1008834	73958	563042
902820 LIQUID METERS	1317	12527	1067	27299
902830 ELECTRICITY METERS	7337	115625	12096	95657
902890 PART,ACCE OF SUB GROUP 90.26	24016	509142	160016	1331089
902910 REVOL/PROD COUNTRS,TAXIMETERS,	1881	16340	1097	8141
902920 SPEED INDICATORS/TACHOMETERS	6972	31648	11502	35041
902990 PARTS ACCE OF METERS-H-90.29	10824	136714	9585	115465
903010 INS,MEASUR IONISING RADIATIONS	118182	372835	79769	180630
903020 OSCILLOSCOPE&OSCILLOGRAPHS	2050	26080	3069	22041
903031 O-INSTR MEASUR VOLTAGE,CURRENT	3292	40285	1543	28485
903032 MULTIMETER WITH RECORD DEVICE	899	16189	1518	11674
903033 O-METER WITH OUT RECOED DEVICE	27241	177939	14477	159380

Contd.

10.11 Imports by Economic Categories (Detail)

(In Thousand Rupees)

ITEMS	APRIL, 2015	FROM JULY, 2014	APRIL, 2014	FROM JULY, 2013
903039 O-OSCILLOSCOPE W-RECOD DEVICE	6420	28723	1900	34365
903040 OTH,INS,SPE DESI FOR TELECOMMU	6899	95781	4371	149087
903082 OTH,INS,MEASUR SEMICONDUCTOR	485	1112		5956
903084 OTH,APPA,WITH RECORDING DEVIC		32585	34	1572
903089 OTH,INS,MEASUR ELECTRICAL QTY.	28640	699608	26119	254171
903090 PARTS ACCE OF SUB GROUP 90.30	108943	135194	1522	210209
903110 MACH BALANCING MECHANICAL PARTS	2475	46703	66	3628
903120 TEST BENCHES		81658	2677	146505
903141 OTH,OPTICAL INS CHECK SEMICODU		223		
903149 OTH,OPTICAL INS & APPLIACES.	4649	89888	2392	128338
903180 OTH,INS APPLIANCES & MACHINES.	176157	1490501	130244	1586447
903190 PART,ACCE OF ARTICLE H- 90.31	24731	186918	18930	136603
903210 THERMOSTAT	47324	384219	39181	332955
903220 MANOSTAT(PRESSURE REGULATORS)	77	7229	1094	8979
903281 OTH,INS HYDRAULIC OR PNEUMATIC	1924	24092	2869	24605
903289 OTH,REGULATING,CONTROLLING INS	211106	1953982	161908	1210440
903290 PARTS,ACCE OF ARTICLE H- 90.32	11840	208289	15349	168774
940210 DENTISTS,BARBER CHAIRS, PARTS	2417	40961	2677	90978
940290 OTH;OPE TABLES,EXAM TABLE MECH	53729	851095	21390	326270
940560 ILLUMINATED SIGN,NAMPLATES,LIK	12914	233318	22337	34382
940591 PARTS OF LAMP LIGHT FIT GLASS.	5995	161716	12781	71929
940599 OTH PARTS H-NO.94.05,N.E.S.	1377	40061	2855	41421

10.12 Exports by Areas and Countries/Territories

(In Thousand Rupees)				
COMMODITIES	APRIL, 2015	CUMULATIVE FROM JULY,2014	APRIL, 2014	CUMULATIVE FROM JULY,2013
GRAND TOTALS	202,250,566	2,015,053,996	185,909,401	2,176,466,672
LATIN AMERICA	252,934	2,735,863	204,728	2,514,616
Antigua and Barbuda		958		617
Aruba		16,507		1,235
Bahamas	27	2,138		778
Barbados	5,540	12,285	7,521	50,067
British Virgin Is.		1,267		221
Cayman Islands		6,340	1,246	4,269
Cuba	40,897	295,491	9,270	244,547
Dominica	1,678	4,462		443
Dominican Republic	104,077	964,791	56,029	806,510
Grenada		11,180	1,868	12,006
Guadeloupe		4,274		40,334
Haiti	19,035	363,706	30,838	222,364
Jamaica	25,640	125,359	14,991	186,550
Martinique	12,233	57,653	7,035	47,841
Netherlands Antilles		4,132	89	467
Puerto Rico	13,461	214,403	16,938	287,632
St.Kitts and Nevis		429		247
St. Lucia		10,691	11,210	24,675
St.Vincent/Grenadine	564	9,328	574	6,735
Trinidad and Tobago	29,781	630,359	47,117	576,969
US.Virgin Islands		110		107
CENTRAL AMERICA	1,520,757	12,279,473	1,134,966	13,697,953
Belize	566	5,860	2,817	5,045
Costa Rica	54,538	347,633	29,462	296,692
El Salvador	34,958	218,223	16,914	118,477
Guatemala	121,060	586,400	50,271	632,660
Honduras	184,057	480,215	58,798	282,577
Mexico	992,988	9,249,562	833,196	9,251,107
Nicaragua	18,322	508,484	52,830	2,102,505
Panama	114,269	883,095	90,678	1,008,890
SOUTH AMERICA	2,514,247	25,736,958	2,729,555	30,413,327
Argentina	341,178	3,372,442	553,908	5,049,092
Bolivia		31,848	5,774	51,174
Brazil	626,797	6,076,176	556,074	7,893,029
Chile	506,448	6,376,623	604,728	7,169,031
Colombia	444,273	4,243,226	469,338	4,452,712
Ecuador	106,514	799,848	69,306	926,477
Guyana	8,687	50,093	2,701	56,810
Paraguay	101,710	859,575	100,087	416,454
Peru	255,912	2,420,505	271,793	2,370,882
Suriname	7,581	81,456	247	78,314
Uruguay	45,625	707,216	54,811	1,134,926
Venezuela,Bolivar. R	69,521	717,950	40,789	814,424
NORTH AMERICA	33,818,867	327,278,612	28,493,321	339,526,345
Bermuda	193	3,804	752	4,987
Canada	2,122,836	19,054,452	1,656,973	20,819,257
Greenland				137
St.Pierre & Miquelon		1,536		
U.S.America	31,695,838	308,218,819	26,835,596	318,701,964
EASTERN EUROPE	3,082,897	41,394,871	3,116,502	42,768,302
Belarus	939	36,695	2,285	47,226
Bulgaria	108,463	1,536,676	234,669	1,343,655
Czech Republic	253,515	2,846,809	276,388	2,815,331
Hungary	60,019	939,633	125,131	1,049,011
Poland	1,071,520	11,392,096	1,118,880	10,947,058

Contd.

10.12 Exports by Areas and Countries/Territories

(In Thousand Rupees)				
COMMODITIES	APRIL, 2015	CUMULATIVE FROM JULY,2014	APRIL, 2014	CUMULATIVE FROM JULY,2013
Republic of Moldova	59	26,440	9,086	34,078
Romania	193,437	2,098,287	124,233	2,243,737
Russian Federation	1,215,332	17,268,192	941,320	16,994,576
Slovakia/Slovak R.	18,490	270,488	37,137	307,913
Ukraine	161,123	4,979,555	247,372	6,985,718
NORTHERN EUROPE	16,281,557	171,822,712	16,952,532	176,238,963
Denmark	848,699	8,379,643	789,793	8,611,186
Estonia	68,904	1,407,792	214,748	2,245,278
Faeroe Islands				136
Finland	229,145	3,746,398	360,015	5,965,425
Iceland	2,035	8,558	2,669	15,967
Ireland	408,046	4,273,087	375,701	4,244,903
Latvia	55,414	1,755,699	201,670	1,977,400
Lithuania	367,827	3,614,869	381,154	4,569,447
Norway	405,620	4,349,794	420,575	4,635,442
Sweden	856,395	10,525,472	1,010,087	10,213,716
United Kingdom	13,039,472	133,761,401	13,196,120	133,760,065
SOUTHERN EUROPE	16,512,880	150,371,434	15,138,509	141,814,116
Albania	39,644	301,431	39,217	242,342
Andorra				143
Bosnia & Herzegovina		13,864		6,093
Croatia	101,351	1,034,581	124,008	833,388
Fr.Yugoslav R.Macedo	591	1,630	704	1,842
Gibraltar				632
Greece	540,191	6,145,681	550,995	5,712,730
Holy See				4,090
Italy	6,376,777	57,006,704	5,716,548	57,874,011
Malta	53,175	498,332	86,481	593,733
Portugal	1,365,912	12,807,902	1,465,764	14,506,482
Slovenia	644,321	4,404,721	478,990	3,904,808
Spain	7,370,532	67,972,126	6,659,762	57,882,836
Serbia	20,386	184,461	16,040	250,987
WESTERN EUROPE	23,623,902	240,404,196	22,319,497	245,215,473
Austria	119,462	1,530,839	202,248	1,829,187
Belgium	4,562,425	50,700,822	5,131,748	53,960,716
France	3,245,627	31,512,091	3,194,316	34,547,719
Germany	9,268,281	99,341,130	8,834,082	96,674,598
Liechtenstein				136
Luxembourg		3,680	48	16,782
Netherlands	6,326,703	56,261,089	4,820,690	57,124,746
Switzerland	101,405	1,054,544	136,364	1,061,588
EASTERN AFRICA	6,548,200	67,797,935	4,582,304	73,030,625
Burundi	203	13,249	5,065	16,120
Comoros	460,847	2,941,238	228,359	2,801,732
Djibouti	309,324	2,814,026	197,219	3,319,707
Eritrea	12,073	354,858	3,867	47,751
Ethiopia	10,294	80,947	6,654	107,754
Kenya	2,338,347	25,750,921	1,812,564	25,202,568
Madagascar	579,678	7,738,239	275,017	12,749,918
Malawi	8,937	123,928	11,187	135,552
Mauritius	382,683	2,367,456	262,973	2,660,930
Mayotte	5,628	153,932	22,749	31,435
Mozambique	1,410,926	12,060,285	529,465	10,034,567
Reunion	46,564	508,482	39,416	659,574
Rwanda	3	26,134	924	26,815
Seychelles	24,874	316,254	31,538	215,246
Somalia	183,302	1,748,752	196,663	3,263,265
Uganda	12,444	77,323	7,184	97,843

Contd.

10.12 Exports by Areas and Countries/Territories

(In Thousand Rupees)				
COMMODITIES	APRIL, 2015	CUMULATIVE FROM JULY,2014	APRIL, 2014	CUMULATIVE FROM JULY,2013
U.R.of Tanzania	669,834	9,599,030	817,170	10,889,391
Zambia		133,799	4,624	57,175
Zimbabwe	92,239	989,082	129,668	713,281
MIDDLE AFRICA	1,125,819	7,089,051	436,756	6,253,566
Angola	355,962	3,594,109	222,300	2,899,944
Cameroon	692,989	2,735,397	112,378	1,544,909
Central African R.				5,609
Chad		1,926		3,462
Congo, Republic of	8,256	186,798	20,042	95,142
D.R.of Congo	53,111	356,732	47,859	1,337,624
Equatorial G.(Ri.Mi)		30,668		112,493
Gabon	15,501	183,421	34,177	254,064
Sao Tome & Principe				317
NORTHERN AFRICA	2,507,103	24,141,068	3,115,835	26,422,728
Algeria	391,673	2,500,747	488,596	3,302,088
Egypt(U.A.R.)	1,296,847	13,165,653	1,422,521	13,603,992
Libya	65,987	663,839	71,292	917,881
Morocco	104,334	1,272,478	159,698	1,461,408
South Sudan	483,648	4,331,044	710,548	4,697,773
Tunisia	164,614	2,207,307	263,181	2,438,859
Western Sahara(Ri.De)				729
SOUTHERN AFRICA	2,085,702	23,296,421	2,391,332	26,422,733
Botswana	14,472	247,317	34,967	345,311
Lesotho	21,795	345,272	21,916	780,330
Namibia	9,998	114,682	11,783	86,097
South Africa	2,039,437	22,583,868	2,321,817	25,206,166
Swaziland		5,283	850	4,829
WESTERN AFRICA	3,004,522	32,716,114	2,636,143	29,423,876
Benin	121,065	3,487,532	211,926	6,547,899
Burkina Faso(Fr.Up.V)		24,673	7,432	8,788
Cape Verde		5,051		7,179
Co,te d,Ivoire(Fr.Iv)	1,509,871	7,969,384	43,726	4,589,012
Gambia	108,151	1,563,056	160,882	1,106,401
Ghana	55,560	2,040,098	422,980	1,486,362
Guinea	5,177	2,506,049	3,892	3,042,212
Guinea-Bissau	63,948	973,831	222,280	375,918
Liberia	2,946	214,464	4,488	105,698
Mali	426	5,943	270	2,170
Mauritania	86,861	2,607,791	464,017	3,706,511
Niger	24	2,132	6,723	26,255
Nigeria	750,197	5,304,319	854,045	5,014,290
Senegal	39,029	3,517,714	54,918	588,663
Sierra Leone	237,968	2,042,353	80,354	1,413,355
Togo	23,300	451,724	98,212	1,403,163
EASTERN ASIA	26,531,714	269,890,416	27,074,066	320,143,071
China	17,299,125	187,182,405	17,355,617	217,219,495
Hong Kong S.A.Re.Chi	2,410,027	24,484,394	2,907,673	31,587,286
Japan	1,347,971	15,470,990	1,455,430	17,304,615
Korea D.P.Republic		1,742		7,210
Korea, Republic of	4,912,232	29,627,570	3,762,724	37,225,282
Macao.China	120	9,714	1,609	7,880
Mongolia		10,840	2,841	11,401
O.Asia(Tai.For.Pe.Ki)	562,238	13,102,761	1,588,173	16,779,902
SOUTH-CENTRAL ASIA	30,998,493	283,251,525	23,773,922	285,747,923
Afghanistan	19,294,689	162,876,355	12,600,116	157,130,654
Bangladesh	6,934,421	60,099,574	5,587,985	62,063,408
India	2,331,019	31,778,337	2,283,236	36,819,629
Iran (Islamic R.)	217,862	2,263,190	448,433	4,501,159

Contd.

10.12 Exports by Areas and Countries/Territories

(In Thousand Rupees)				
COMMODITIES	APRIL, 2015	CUMULATIVE FROM JULY,2014	APRIL, 2014	CUMULATIVE FROM JULY,2013
Kazakstan	134,942	601,558	28,679	458,751
Kyrgyzstan/Kyrgyz R.	1,576	96,392	11,237	37,787
Maldives	54,197	754,079	52,328	740,428
Nepal	3,539	89,823	5,367	52,936
Sri Lanka	1,828,424	22,910,889	2,704,050	22,700,441
Tajikistan	55,535	697,236	18,258	771,858
Turkmenistan	134,991	981,950	20,250	161,044
Uzbekistan	7,297	102,143	13,984	309,828
SOUTH-EASTERN ASIA	10,323,938	101,409,382	8,543,076	83,285,248
Brunei Darussalam	4,355	54,971	4,326	33,930
Cambodia Fr.Kampuche	239,987	2,992,135	307,476	3,749,173
Timor Leste				416
Indonesia	1,073,213	12,784,093	1,214,289	11,318,258
Lao People's D.R.	1,221	76,402	5,515	61,357
Malaysia	1,460,647	18,179,380	1,986,124	18,988,316
Myanmar	86,850	1,483,917	110,831	1,166,988
Philippines	1,511,912	5,501,923	985,271	9,160,855
Singapore	2,175,753	25,360,132	559,222	6,921,469
Thailand	1,553,426	10,696,132	1,206,316	9,669,223
Viet Nam	2,216,575	24,280,297	2,163,707	22,215,262
WESTERN ASIA	19,792,570	215,681,305	21,631,558	306,516,495
Armenia	313	23,790		7,232
Azerbaijan	506,299	3,296,216	63,315	3,452,226
Bahrain	559,652	6,299,988	616,221	8,839,902
Cyprus	44,490	368,329	22,729	327,034
Georgia	46,208	692,575	30,331	699,057
Iraq	242,110	3,789,762	262,292	2,441,469
Jordan	365,751	4,469,031	454,308	3,874,178
Kuwait	911,883	8,229,083	590,530	8,767,293
Lebanon	166,289	2,503,696	229,600	2,755,963
Oman	2,211,491	17,141,699	1,562,139	15,123,150
Qatar	549,334	5,555,686	598,130	6,825,930
Saudi Arabia	4,369,335	38,843,718	3,921,332	41,837,906
Syrian Arab Republic	225,714	1,738,199	201,460	2,372,623
Turkey	2,504,370	27,869,073	3,235,964	34,644,707
United Arab Emirates	7,054,706	87,509,408	8,790,694	162,387,586
Yemen	34,625	7,351,049	1,052,513	12,160,239
AUSTRALIA AND NEW ZEALAND	1,711,327	17,514,343	1,614,753	26,793,701
Australia	1,407,080	13,988,223	1,315,501	23,390,957
Cocos (Keeling) Is.				284
New Zealand	304,248	3,526,120	298,118	3,400,628
Norfolk Island			1,134	1,832
MELANESIA	13,090	231,139	19,178	197,356
Fiji	6,549	160,595	16,493	158,542
New Caledonia	1,565	5,915	1,620	5,398
Papua New Guinea	4,976	61,838	965	28,000
Solomon Islands		2,318		106
Vanuatu		473	99	5,310
MICRONESIA	48	608	798	3,264
Guam	48	608	798	3,068
Kiribati				196
POLYNESIA		10,571	71	36,991
American Samoa			71	71
Cook Islands		444		1,953
French Polynesia		10,127		12,343
Niue				16,442
Pitcairn				1,303
Samoa				1,525
Tonga				3,353

10.13 Re-Exports by Areas and Countries/Territories

(In Thousand Rupees)				
COMMODITIES	APRIL,2015	CUMULATIVE FROM JULY,2014	APRIL, 2014	CUMULATIVE FROM JULY,2013
GRAND TOTALS	1,722,617	16,617,802	2,396,766	10,295,866
LATIN AMERICA		29		
Barbados		10		
US.Virgin Islands		20		
CENTRAL AMERICA		35,722		795
Mexico		15,293		795
Panama		20,428		
SOUTH AMERICA	651	7,244	1,285	25,407
Argentina		411	176	1,735
Bolivia		2,759		
Brazil		2,073	309	318
Colombia		215	548	10,169
Ecuador		95		12,406
Peru				526
Venezuela,Bolivar. R	651	1,691	252	252
NORTH AMERICA	147,365	1,661,267	47,201	832,180
Canada		32,981	3,060	23,222
St.Pierre & Miquelon				254
U.S.America	147,365	1,628,286	44,141	808,704
EASTERN EUROPE	3,064	37,888	13,568	255,135
Bulgaria	708	708	1,608	5,054
Czech Republic	5	13,295		19,667
Hungary				74,747
Poland	272	13,054		142,951
Romania	14	24		10
Russian Federation	877	4,072	11,960	12,687
Slovakia/Slovak R.		151		
Ukraine	1,187	6,584		19
NORTHERN EUROPE	156,315	1,124,927	180,233	307,650
Denmark	125	20,858	123	12,211
Finland		14,744		1,759
Iceland		20		
Ireland		111		8,047
Latvia	2	2,922		
Lithuania	730	4,212		
Norway		69,108	680	13,011
Sweden	71,084	327,502	20	27,028
United Kingdom	84,374	685,450	179,409	245,594
SOUTHERN EUROPE	86,058	806,667	4,191	141,948
Croatia		224		
Greece	1,136	1,166		
Italy	84,242	798,817	1,626	99,035
Portugal	1	1		13
Slovenia		7	418	418
Spain	678	6,451	2,147	42,482
WESTERN EUROPE	123,483	3,182,352	522,057	2,297,103
Austria	212	18,264	899	1,501
Belgium		164,561	4,946	8,534
France	17,978	151,020	26,726	1,124,027
Germany	75,680	1,497,031	79,221	553,971
Luxembourg		1,014		21,516
Netherlands	16,464	1,170,069	409,936	533,604
Switzerland	13,149	180,394	329	53,950
EASTERN AFRICA		992	47	7,914
Ethiopia				6,925
Kenya		992		
Seychelles			47	47
Uganda				942
MIDDLE AFRICA	356	2,600	537	1,588

Contd.

10.13 Re-Exports by Areas and Countries/Territories

(In Thousand Rupees)				
COMMODITIES	APRIL,2015	CUMULATIVE FROM JULY,2014	APRIL, 2014	CUMULATIVE FROM JULY,2013
Angola	356	1,076		
Congo, Republic of			537	1,588
Gabon		1,524		
NORTHERN AFRICA	3,163	74,738	6,069	9,850
Algeria			33	33
Egypt(U.A.R.)		69,745	6,036	9,816
Libya		1,382		
South Sudan	3,163	3,163		
Tunisia		448		
SOUTHERN AFRICA		25,745	878	1,685
South Africa		25,730	878	1,683
Swaziland		15		2
WESTERN AFRICA		4,704		434
Co,te d,Ivoire(Fr.Iv		91		
Guinea		106		
Liberia		302		
Mauritania				415
Nigeria		4,088		
Senegal		118		19
EASTERN ASIA	421,096	2,050,976	891,496	2,084,787
China	16,430	832,251	38,705	631,705
Hong Kong S.A.Re.Chi	65,148	439,535	804,415	1,149,746
Japan	50,145	345,519	45,336	212,351
Korea, Republic of	289,360	419,800	3,017	68,335
O.Asia(Tai.For.Pe.Ki	14	13,870	23	22,650
SOUTH-CENTRAL ASIA	49,209	208,075	19,592	175,884
Afghanistan	21,367	49,180		17,945
Bangladesh		10,963	8,938	23,820
India	27,841	88,604	9,249	128,070
Iran (Islamic R.)	1	10,662		
Kazakstan		599		86
Kyrgyzstan/Kyrgyz R.				743
Sri Lanka		48,067	1,405	5,141
Tajikistan				79
SOUTH-EASTERN ASIA	174,496	1,706,788	80,824	725,489
Indonesia		1,362		7,423
Malaysia	4,843	165,082	3,659	84,129
Philippines	516	13,475	450	9,188
Singapore	169,135	1,370,227	66,745	518,967
Thailand	2	156,641	9,970	65,172
Viet Nam		1		40,609
WESTERN ASIA	557,361	5,659,438	628,694	3,417,473
Azerbaijan	4,092	16,458		10,242
Bahrain		29,437	22,243	35,953
Georgia			1,466	1,466
Iraq	144	2,921		44,218
Jordan	93,890	188,454		101,832
Kuwait		281,796	17,517	57,628
Oman	2,171	10,950	1,632	126,269
Qatar	22,003	159,482		11,528
Saudi Arabia	17,761	1,084,391	8,597	31,242
Turkey	2,089	259,323	2,568	14,202
United Arab Emirates	415,212	3,593,200	574,672	2,876,562
Yemen		33,027		106,332
AUSTRALIA AND NEW ZEALAND		27,648		10,449
Australia		27,553		10,449
New Zealand		94		
MELANESIA			95	95
Papua New Guinea			95	95

10.14 Imports by Areas and Countries / Territories

(In Thousand Rupees)

TERRITORIES/COUNTRIES	APRIL, 2015	CUMULATIVE FROM JULY,2014	APRIL, 2014	CUMULATIVE FROM JULY,2013
G R A N D T O T A L S	385,075,871	3,820,518,301	395,104,712	3,843,474,647
LATIN AMERICA	70,301	584,238	35,645	241,741
Anguilla		874		8
Aruba				25
Bahamas	2,854	15,448		6,375
Barbados	1,712	7,043		2,157
British Virgin Is.		6,257	423	9,053
Cayman Islands		659		478
Cuba	1,631	5,215		23,403
Dominica	2,032	5,283		3,536
Dominican Republic	10,855	44,445	1,738	25,201
Grenada		651	386	392
Guadeloupe				2
Haiti		6,116	1	226
Jamaica	6,709	38,852	1,663	14,866
Montserrat		1,028	86	1,424
Netherlands Antilles	62	48,909	756	8,046
Puerto Rico	40,016	306,260	19,556	87,990
St.Kitts and Nevis		944		118
Trinidad and Tobago	4,430	92,752	11,035	53,564
Turks & Caicos Is.		309		1,973
US.Virgin Islands		3,192		2,903
CENTRAL AMERICA	653,575	4,737,350	530,078	4,229,974
Belize	357	275,285	264	127,907
Costa Rica	9,953	70,604	3,998	61,638
El Salvador	2,553	56,597		2,490
French West Indies		1,267		1,932
Guatemala	71,564	539,075	91,913	512,497
Honduras	5,629	28,627	1,778	20,675
Mexico	560,717	3,754,825	432,105	3,496,951
Nicaragua	1,954	7,934		782
Panama	847	3,136	20	5,102
SOUTH AMERICA	2,511,255	46,668,159	4,547,456	27,166,044
Argentina	1,015,972	25,703,535	3,343,276	13,958,836
Bolivia		14,183		1,260
Bouvet Island	31	1,802		564
Brazil	1,240,433	15,684,934	906,679	9,347,914
Chile	169,934	3,359,416	235,592	3,079,700
Colombia	11,663	898,169	12,545	108,529
Ecuador	3,898	23,390	562	46,323
Falkland Is.Malvinas		31		19
French Guiana		7,253	252	265
Guyana		8,235	1,765	57,061
Paraguay	12,425	176,614	565	150,024
Peru	32,014	506,218	10,415	189,170
S.Georgia S.Sandw.Is		4,063	19,448	24,603
Suriname		4,579		3,593
Uruguay	24,884	270,100	16,357	197,409
Venezuela,Bolivar. R		5,639		773
NORTH AMERICA	18,273,514	176,202,034	16,872,405	172,729,220
Bermuda			71	772

Contd.

10.14 Imports by Areas and Countries / Territories

(In Thousand Rupees)

TERRITORIES/COUNTRIES	APRIL, 2015	CUMULATIVE FROM JULY,2014	APRIL, 2014	CUMULATIVE FROM JULY,2013
Canada	2,282,121	32,295,797	2,109,939	13,611,257
Greenland		26,828		225
St.Pierre & Miquelon				25,567
U.S.America	15,991,392	143,879,408	14,762,395	159,091,399
EASTERN EUROPE	5,602,089	98,089,147	4,098,627	68,194,850
Belarus	635,166	4,115,389	295,028	2,058,433
Bulgaria	195,864	1,121,060	144,653	1,267,136
Czech Republic	676,435	6,089,764	260,794	2,368,473
Hungary	484,128	2,351,566	295,619	2,929,519
Poland	1,712,370	7,785,669	546,145	4,825,717
Republic of Moldova	13,838	1,035,666	159,389	931,925
Romania	211,739	18,203,000	208,196	7,508,527
Russian Federation	1,063,918	17,580,112	1,247,621	20,688,660
Slovakia/Slovak R.	433,452	1,962,395	370,745	3,381,290
Ukraine	175,178	37,844,527	570,437	22,235,169
NORTHERN EUROPE	9,324,885	104,568,281	7,958,506	96,931,561
Denmark	653,569	17,950,145	804,781	16,167,792
Estonia	17,329	152,065	21,887	196,096
Faeroe Islands		3,154		1,297
Finland	455,221	5,894,839	451,099	4,940,908
Iceland	102	17,650	109	75,396
Ireland	532,039	5,961,822	426,519	4,009,261
Latvia	126,389	1,827,231	76,865	397,298
Lithuania	229,758	770,808	26,454	2,531,532
Norway	88,410	1,036,236	113,303	1,101,343
Svalbard/Jan May.Is.		414	571	635
Sweden	2,359,485	20,990,219	1,666,762	18,836,057
United Kingdom	4,862,582	49,963,697	4,370,155	48,673,946
SOUTHERN EUROPE	7,226,828	55,469,366	6,759,939	64,547,876
Albania		2,386	23	4,779
Andorra				4
Bosnia & Herzegovina	54	6,494	7,615	18,253
Croatia	395	92,302	3,514	20,187
Fr.Yugoslav R.Macedo	135	230	356	8,463
Gibraltar		8,263	117	2,588
Greece	34,290	730,877	53,317	1,914,500
Holy See				926
Italy	4,251,376	36,059,263	4,542,347	42,097,365
Malta	1,778	5,242	41	16,169
Portugal	138,652	906,712	130,920	1,192,232
San Marino		34,191	6,628	11,120
Slovenia	26,832	275,306	6,947	199,356
Spain	2,065,739	12,967,035	1,370,347	15,576,279
Serbia	707,577	4,381,065	637,768	3,485,654
WESTERN EUROPE	26,614,977	230,702,593	28,115,848	257,967,969
Austria	1,063,425	10,147,245	795,455	9,468,780
Belgium	1,253,174	16,770,673	3,154,803	20,588,116
Europien Union	4,734,757	39,485,322	4,128,432	35,340,643
France	3,532,506	32,509,919	3,400,522	32,325,687
Germany	10,631,009	82,147,571	9,185,815	105,495,044
Liechtenstein	54	2,264	369	3,239

Contd.

10.14 Imports by Areas and Countries / Territories

(In Thousand Rupees)

TERRITORIES/COUNTRIES	APRIL, 2015	CUMULATIVE FROM JULY,2014	APRIL, 2014	CUMULATIVE FROM JULY,2013
Luxembourg	96,216	913,349	269,005	1,165,948
Monaco		597		725,579
Netherlands	3,042,121	25,304,461	2,115,918	24,460,912
Switzerland	2,261,714	23,421,191	5,065,529	28,394,023
EASTERN AFRICA	3,582,296	41,021,464	3,424,334	34,893,226
B.Indian Ocean Terr.		234		
Burundi	150,250	1,043,433	94,761	820,763
Comoros		84,279		633,449
Djibouti	7,419	105,676	18,665	115,130
Eritrea	1,407	5,013	1,660	9,737
Ethiopia	364,778	3,184,775	334,245	2,883,128
Kenya	2,199,608	24,113,970	1,988,368	20,820,714
Madagascar	3,931	426,956	3,396	371,899
Malawi		203,901	5,690	259,278
Mauritius	5,346	2,683,770	18,524	1,653,437
Mayotte		5,241		3,903
Mozambique	6,401	136,960	7,492	46,684
Reunion	6,381	10,174	6,835	91,066
Rwanda	246,053	1,897,545	137,715	1,314,870
Seychelles		24,331		
Somalia	43,542	909,580	106,470	612,953
Uganda	45,085	603,291	54,757	668,974
U.R.of Tanzania	81,466	1,627,998	102,336	788,423
Zambia	413,250	3,797,372	508,466	3,571,282
Zimbabwe	7,379	156,966	34,954	227,534
MIDDLE AFRICA	27,664	321,095	14,291	296,441
Angola		33,112		13,227
Cameroon	16,713	102,363	11,388	65,138
Central African R.		72	319	2,759
Chad	239	38,464	47	163,629
Congo, Republic of	8,017	102,545	2,143	31,007
D.R.of Congo	45	2,375	394	10,335
Equatorial G.(Ri.Mi)		515		82
Gabon	2,650	41,618		8,863
Sao Tome & Principe		31		1,401
NORTHERN AFRICA	3,346,746	38,262,463	7,113,362	33,479,561
Algeria		38,846	3,920	45,692
Egypt(U.A.R.)	627,691	12,763,146	1,824,347	9,847,906
Libya	45,344	285,785	3,430,756	3,480,278
Morocco	2,623,182	24,470,221	1,671,254	19,134,319
South Sudan	6,062	75,335	71,831	245,926
Tunisia	44,247	628,793	111,255	725,065
Western Sahara(Ri.De)	220	337		375
SOUTHERN AFRICA	5,326,163	41,822,087	4,744,884	26,723,043
Botswana		2,910		9,656
Canary Islands		20,497		2,158
French Southern Terr		1,412		
Lesotho	49	91		3,211
Namibia	22,053	29,185	30,163	151,248
South Africa	4,453,004	40,389,995	4,684,403	25,681,781
Swaziland	851,057	1,377,996	30,318	874,988

Contd.

10.14 Imports by Areas and Countries / Territories

(In Thousand Rupees)

TERRITORIES/COUNTRIES	APRIL, 2015	CUMULATIVE FROM JULY,2014	APRIL, 2014	CUMULATIVE FROM JULY,2013
WESTERN AFRICA	518,368	5,224,546	395,575	2,457,607
Benin	6	10,643		8,877
Burkina Faso(Fr.Up.V	193,630	252,533	15,687	17,022
Cape Verde		3,588		1,009
Co,te d,Ivoire(Fr.Iv	74,969	215,653	7,959	135,935
Gambia	7,407	112,258		413
Ghana	8,666	368,400	25,656	275,613
Guinea	8,480	71,488	11,247	48,680
Guinea-Bissau				8,428
Liberia	25,673	27,839		1,065
Mali	82,616	134,586	85,178	243,668
Mauritania		1,249,532		3,928
Niger				5,571
Nigeria	63,126	1,893,761	210,012	699,287
Senegal	18,265	386,199	34,363	794,854
Sierra Leone	5,791	35,895		21,001
St. Helena		13		2,812
Togo	29,737	462,159	5,472	189,445
EASTERN ASIA	112,535,955	1,098,641,051	100,157,318	896,630,683
China	86,171,749	862,170,669	70,921,158	636,279,163
Hong Kong S.A.Re.Chi	580,610	7,336,050	981,043	9,275,770
Japan	17,033,464	140,215,177	18,461,840	155,847,630
Korea D.P.Republic	305,797	3,160,837	388,950	3,401,999
Korea, Republic of	5,287,985	55,227,735	5,453,193	56,988,878
Macao.China	218	6,672	689	3,177
Mongolia		4,301		1,310
O.Asia(Tai.For.Pe.Ki	3,156,132	30,519,610	3,950,445	34,832,756
SOUTH-CENTRAL ASIA	18,869,851	206,771,512	20,449,776	239,947,030
Afghanistan	2,304,018	28,099,025	2,788,698	30,559,189
Bangladesh	300,084	5,458,368	671,740	5,230,550
Bhutan		736		165
India	13,867,883	147,921,973	15,113,346	182,633,546
Iran (Islamic R.)	1,824,650	18,864,258	1,288,445	14,474,925
Kazakstan	14,354	483,790	34,865	277,805
Kyrgyzstan/Kyrgyz R.	375	12,384	723	4,932
Maldives	51	855		2,074
Nepal	3,482	63,933	5,971	60,710
Sri Lanka	479,211	4,761,314	521,498	5,369,364
Tajikistan	393	2,763		6,361
Turkmenistan	73,209	1,013,780	22,098	1,276,285
Uzbekistan	2,141	88,332	2,392	51,126
SOUTH-EASTERN ASIA	36,894,970	409,714,278	62,242,151	422,470,988
Brunei Darussalam				756
Cambodia Fr.Kampuche	3,144	58,286	1,464	54,848
Indonesia	12,757,099	169,839,524	19,250,695	124,320,715
Lao People's D.R.		9,208		9,089
Malaysia	9,267,850	79,942,865	12,043,636	146,698,042
Myanmar	89,278	578,356	234,258	1,231,463
Philippines	335,613	3,864,019	313,441	2,815,844
Singapore	4,476,303	74,653,739	23,734,133	80,725,550
Thailand	8,347,453	66,351,034	5,448,686	56,026,751

Contd.

10.14 Imports by Areas and Countries / Territories

(In Thousand Rupees)

TERRITORIES/COUNTRIES	APRIL, 2015	CUMULATIVE FROM JULY,2014	APRIL, 2014	CUMULATIVE FROM JULY,2013
Viet Nam	1,618,230	14,417,247	1,215,838	10,587,929
WESTERN ASIA	128,149,156	1,223,592,321	125,046,410	1,464,281,284
Armenia		3,207	11,571	11,689
Azerbaijan	936	10,532	1,882	1,882
Bahrain	204,896	4,074,395	834,938	10,322,115
Cyprus	10,850	117,904	16,753	102,009
Dubai		6,754		
Georgia	3	17,048	232,012	253,961
Iraq	100,508	1,169,440	126,630	558,563
Jordan	704,459	2,941,802	329,131	1,910,995
Kuwait	15,779,141	211,774,191	29,705,164	286,545,095
Lebanon	20,345	349,268	24,478	279,528
Oman	10,978,396	91,744,616	2,950,038	120,841,710
Qatar	3,811,139	19,933,137	1,007,723	16,095,182
Saudi Arabia	31,085,066	295,956,048	38,951,507	374,033,505
Syrian Arab Republic	2,218	69,407		79,375
Turkey	1,948,055	16,119,660	1,356,453	14,564,505
United Arab Emirates	63,478,342	578,539,282	49,489,027	638,465,377
Yemen	24,802	765,631	9,101	215,792
AUSTRALIA AND NEW ZEALAND	5,531,169	38,068,336	2,580,308	30,139,369
Australia	5,084,076	33,673,403	2,211,772	26,245,791
Christmas Islands	1,382	15,135	448	23,645
Cocos (Keeling) Is.	1	1,602	706	11,592
Heard/Mac Donald Is.		1,043	39	1,569
New Zealand	445,711	4,354,735	366,560	3,832,959
Norfolk Island		18,319		10,488
US.Minor Outlying Is		4,099	782	13,324
MELANESIA	14,978	21,153		59,367
Fiji				124
New Caledonia		6,051		
Papua New Guinea	14,978	15,019		1,275
Solomon Islands		63		52,334
Vanuatu		21		5,635
MICRONESIA		1,653		14,054
Kiribati		1,594		28
Marshall Islands				8,086
Micronesia,F.States				3,994
Northern Mariana Is.		53		1,943
Palau(Fr.pacific Is)		5		3
POLYNESIA	1,132	35,174	17,798	72,759
American Samoa		25,058	17,344	50,527
Cook Islands				812
French Polynesia	177	2,517		1,349
Johnston Island	263	6,257	454	6,347
Pitcairn	692	880		11,529
Samoa		18		
Tokelau		11		1,607
Tonga				322
Tuvalu		380		265
Wallis & Futuna Is.		52		

10.15 Re-imports by Areas and Countries / Territories

(In Thousand Rupees)

TERRITORIES/COUNTRIES	APRIL, 2015	CUMULATIVE FROM JULY,2014	APRIL, 2014	CUMULATIVE FROM JULY,2013
GRAND TOTALS	1,573,048	17,719,737	113,486	158,138
LATIN AMERICA		5,666		
British Virgin Is.		5,584		
Dominican Republic		82		
CENTRAL AMERICA		42,000		
Belize		3,539		
Guatemala		37,722		
Mexico		739		
SOUTH AMERICA	16,850	37,980		
Argentina	3,480	3,708		
Brazil	13,370	33,090		
Uruguay		1,183		
NORTH AMERICA	511,389	5,460,884		14,984
Canada	69,882	1,064,486		14,984
U.S.America	441,507	4,396,397		
EASTERN EUROPE		81,528		
Hungary		205		
Poland		63,823		
Romania		1,707		
Russian Federation		9,544		
Ukraine		6,248		
NORTHERN EUROPE	72,233	598,002		
Denmark		30,878		
Finland		3,642		
Ireland		7,921		
Norway	2,999	17,303		
Svalbard/Jan May.Is.		1,585		
Sweden	3,767	141,491		
United Kingdom	65,468	395,183		
SOUTHERN EUROPE	26,359	479,266		6,533
Greece	761	2,118		
Italy	21,436	428,287		
Spain	4,161	48,861		6,533
WESTERN EUROPE	96,537	721,660		12
Austria		2,969		
Belgium	10,984	55,094		
France	6,850	125,015		
Germany	61,508	435,197		12
Netherlands	10,039	59,815		
Switzerland	7,157	43,570		
EASTERN AFRICA	3,592	92,451		
Ethiopia		80,821		
Madagascar		7,060		
Uganda		977		
U.R.of Tanzania	2,598	2,598		
Zimbabwe	994	994		
NORTHERN AFRICA		10,997		

Contd.

10.15 Re-imports by Areas and Countries / Territories

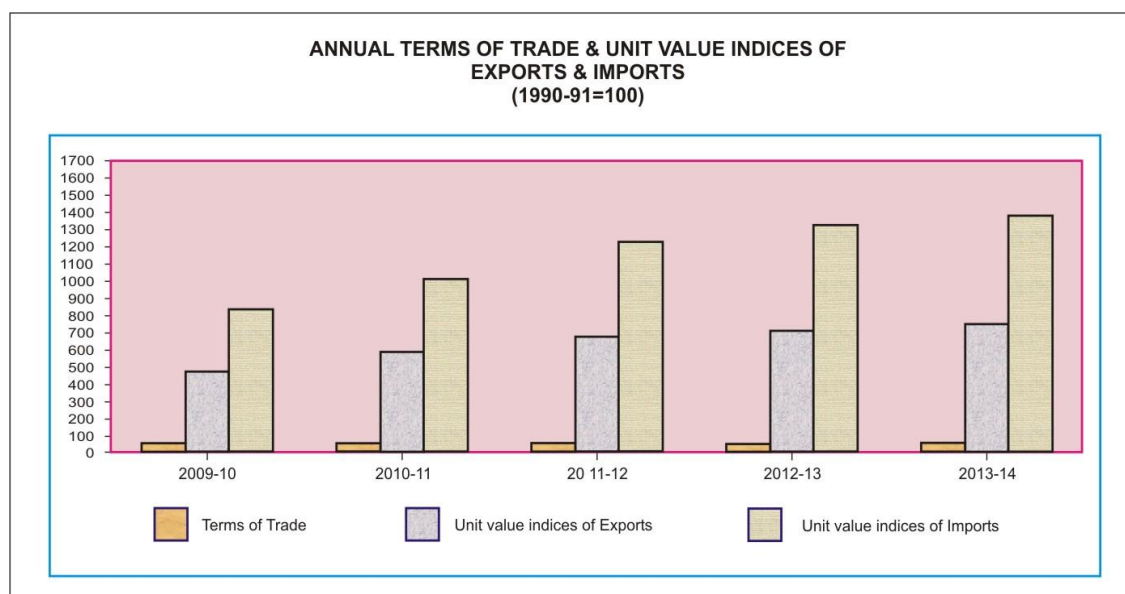
(In Thousand Rupees)

TERRITORIES/COUNTRIES	APRIL, 2015	CUMULATIVE FROM JULY,2014	APRIL, 2014	CUMULATIVE FROM JULY,2013
Algeria		2,160		
Morocco		6,946		
Tunisia		1,891		
SOUTHERN AFRICA	1,525	11,271		
South Africa	1,525	6,347		
Swaziland		4,924		
EASTERN ASIA	463,266	5,698,723	10	21,474
China	225,456	2,864,246		21,463
Hong Kong S.A.Re.Chi	59,548	322,863		
Japan	103,714	1,545,458	10	11
Korea D.P.Republic		58,644		
Korea, Republic of	17,423	334,838		
O.Asia(Tai.For.Pe.Ki	57,125	572,674		
SOUTH-CENTRAL ASIA	73,703	1,081,077		697
Afghanistan	8	819		452
Bangladesh	2,236	58,570		
India	69,288	816,598		245
Iran (Islamic R.)		11,361		
Sri Lanka	2,171	193,728		
SOUTH-EASTERN ASIA	119,522	1,452,839	113,404	113,904
Brunei Darussalam		268		
Indonesia	48,755	955,408	4,684	4,684
Malaysia	44,896	223,286		
Philippines	4	337		
Singapore	20,354	129,664	108,721	109,221
Thailand	2,065	111,205		
Viet Nam	3,447	32,671		
WESTERN ASIA	108,172	1,450,411	72	534
Bahrain	6,686	20,386		
Kuwait		225		
Oman	943	5,803		
Saudi Arabia	17,317	233,447		
Syrian Arab Republic		2,354		
Turkey	8,566	112,800	34	34
United Arab Emirates	74,660	1,075,397	37	500
AUSTRALIA AND NEW ZEALAND	76,018	490,805		
Australia	76,018	490,455		
US.Minor Outlying Is		350		
MICRONESIA	3,882	4,178		
Marshall Islands	3,882	4,178		

10.16 Annual and Quarterly Terms of Trade and Unit Value Indices of Exports and Imports (1990-91=100)

Year/ Quarter	Terms of Trade	Unit Value Indices of Exports	Unit Value Indices of Imports
2009-10	56.94	478.07	839.60
2010-11	58.55	593.19	1013.10
2011-12	55.08	679.44	1233.49
2012-13	53.81	715.45	1329.56
2013-14	54.27	752.86	1387.15
2010-11 Jul-Sep	59.91	552.97	923.01
Oct-Dec	60.25	584.51	970.12
Jan-Mar	57.34	596.46	1040.23
Apr-Jun	57.08	638.81	1119.05
2011-12 Jul-Sep	56.28	653.84	1161.73
Oct-Dec	54.96	673.48	1225.37
Jan-Mar	54.95	680.39	1238.16
Apr-Jun	54.26	710.06	1308.71
2012-13 Jul-Sep	53.94	684.66	1269.28
Oct-Dec	53.43	709.08	1327.23
Jan-Mar	53.91	728.42	1351.28
Apr-Jun	53.97	739.63	1370.44
2013-14 Jul-Sep	54.54	745.76	1367.33
Oct-Dec	54.61	745.57	1365.33
Jan-Mar	54.80	771.50	1407.91
Apr-Jun	53.17	748.62	1408.02
2014-15 Jul-Sep	52.24	753.27	1441.98
Oct-Dec*	54.41	762.69	1401.74

* Provisional



10.17 Index Numbers of Unit Values of Exports by Groups (1990-91=100)

Year /Quarter	All groups	Food and Live animals	Beverages & Tobacco	Crude materials inedible except fuels	Mineral fuels & Lubricants	Chemicals	Manufactured goods	Machinery & Transport equipment	Misc. Manufactured articles	
2009-10	478.07	693.35	629.08	573.05	1115.54	534.75	411.00	988.72	498.40	
2010-11	593.19	747.72	804.61	647.55	1333.56	620.91	559.56	1286.13	558.25	
2011-12	679.44	800.09	935.29	848.74	1500.63	739.66	641.15	1517.96	650.31	
2012-13	715.45	884.48	1052.54	958.74	1615.08	876.11	689.62	1603.48	657.15	
2013-14	752.86	954.07	1127.89	1009.57	1682.81	939.50	698.49	1650.17	700.75	
2010-11	Jul-Sep	552.97	711.81	719.61	634.81	1330.51	571.93	504.00	1168.32	533.66
	Oct-Dec	584.51	751.75	790.66	636.36	1351.72	592.57	548.28	1263.12	543.21
	Jan-Mar	596.46	755.41	850.66	639.27	1297.10	651.58	575.38	1317.01	545.45
	Apr-Jun	638.81	771.90	857.51	679.75	1354.90	667.54	610.58	1396.06	610.67
2011-12	Jul-Sep	653.84	803.38	897.76	758.78	1429.38	678.24	617.90	1431.44	635.65
	Oct-Dec	673.48	780.21	923.77	818.80	1492.20	714.47	645.22	1523.11	645.05
	Jan-Mar	680.39	787.46	953.20	904.77	1528.82	766.15	648.83	1549.50	652.21
	Apr-Jun	710.06	829.32	966.43	912.66	1552.12	799.77	652.65	1567.78	668.31
2012-13	Jul-Sep	684.66	867.43	999.22	924.18	1562.79	809.02	656.98	1584.13	636.74
	Oct-Dec	709.08	869.95	1036.60	944.56	1653.04	851.48	685.86	1590.79	658.79
	Jan-Mar	728.42	899.09	1086.12	982.32	1620.06	921.14	705.07	1618.96	666.01
	Apr-Jun	739.63	901.46	1088.20	983.88	1624.41	922.80	710.57	1620.03	667.06
2013-14	Jul-Sep	745.46	919.57	1098.87	1017.68	1634.63	934.11	713.43	1624.52	674.82
	Oct-Dec	745.57	952.49	1154.15	1023.78	1640.93	928.01	698.36	1631.05	723.57
	Jan-Mar	771.50	970.48	1164.01	1042.41	1659.59	941.60	719.23	1664.20	729.32
	Apr-Jun	748.62	973.74	1094.54	954.39	1796.09	954.26	659.51	1680.90	675.29
2014-15	Jul-Sep	753.27	1027.99	1123.85	988.05	1853.14	929.85	676.38	1722.41	692.43
	Oct-Dec*	762.69	1071.97	1171.54	1000.56	1862.62	935.86	677.14	1781.57	740.31

* Provisional

10.18 Index Numbers of Unit Values of Imports by Groups (1990-91=100)

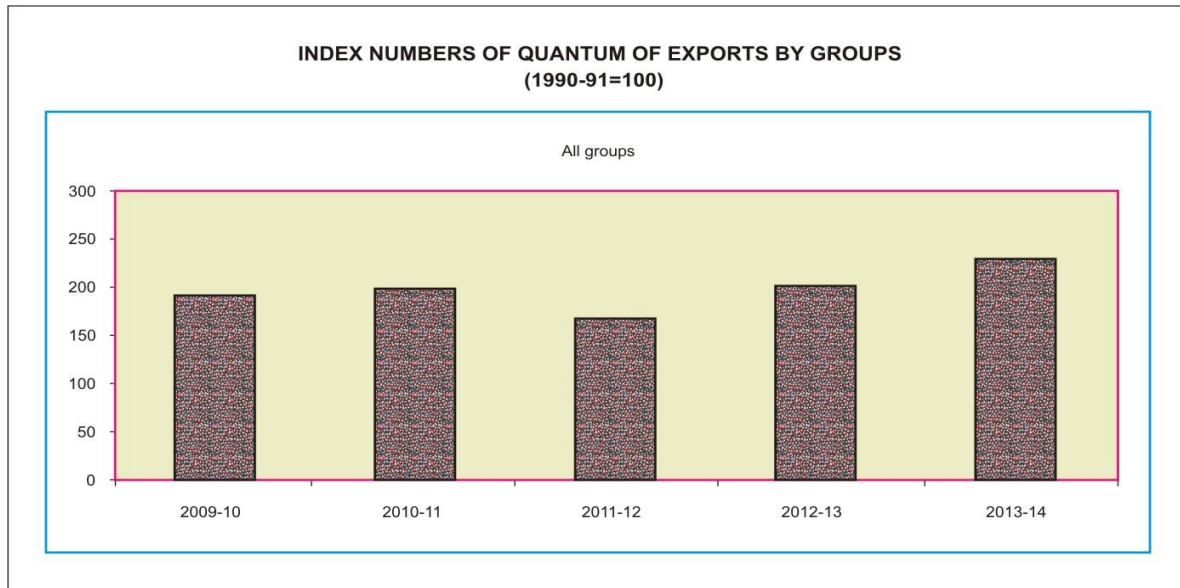
Year/Quarter	All groups	Food and Live animals	Beverages & Tobacco	Crude materials inedible except fuels	Mineral fuels & Lubricants	Animal or Veg. oils & Fats	Chemicals	Manufactured goods	Machinery & Transport equipment	Misc. manufactured articles
2009-10	839.60	689.76	961.43	677.43	975.40	881.02	725.54	612.77	965.15	964.44
2010-11	1013.10	743.82	1060.35	803.59	1255.86	1005.72	796.89	747.32	1183.62	1174.99
2011-12	1233.49	791.79	1230.10	881.00	1651.93	1240.29	897.56	823.33	1407.29	1274.46
2012-13	1329.56	802.28	1339.47	995.65	1720.77	1103.29	994.50	887.02	1738.91	1342.66
2013-14	1387.15	838.74	1446.20	1046.35	1757.91	1054.13	1098.60	899.66	1866.32	1458.63
2010-11 Jul-Sep	923.01	695.80	897.28	759.48	1085.96	867.68	770.08	675.64	1113.89	1097.68
Oct-Dec	970.12	727.87	1026.20	771.05	1128.38	956.15	773.31	727.65	1171.21	1170.63
Jan-Mar	1040.23	792.24	1104.22	841.89	1290.04	1085.82	814.67	791.58	1173.28	1197.23
Apr-Jun	1119.05	759.37	1123.70	841.94	1519.07	1113.24	829.51	794.40	1276.10	1234.40
2011-12 Jul-Sep	1161.73	780.37	1174.28	886.35	1546.57	1209.58	836.74	807.84	1297.42	1248.30
Oct-Dec	1225.37	786.64	1201.86	889.48	1674.49	1185.85	907.70	818.38	1350.77	1264.77
Jan-Mar	1238.16	819.33	1254.74	846.69	1651.53	1277.05	922.54	830.85	1386.86	1282.00
Apr-Jun	1308.71	780.82	1289.52	901.49	1735.14	1288.69	923.26	836.23	1594.10	1302.76
2012-13 Jul-Sep	1269.28	791.42	1310.88	925.57	1623.49	1189.26	939.61	875.46	1610.53	1323.94
Oct-Dec	1327.23	794.08	1328.36	995.64	1764.03	1111.45	1009.58	881.11	1680.20	1327.27
Jan-Mar	1351.28	800.25	1350.09	1017.46	1761.13	1048.35	989.23	877.44	1804.52	1345.00
Apr-Jun	1370.44	823.38	1368.54	1043.92	1734.43	1064.11	1039.59	914.05	1860.39	1374.43
2013-14 Jul-Sep	1367.33	839.00	1390.72	1064.30	1688.69	1075.42	1064.27	859.80	1865.31	1381.34
Oct-Dec	1365.33	840.48	1425.20	1052.01	1711.56	1054.23	1083.40	873.38	1875.71	1391.17
Jan-Mar	1407.91	849.44	1463.98	1072.34	1784.71	1061.03	1104.26	930.61	1937.80	1487.18
Apr-Jun	1408.02	826.03	1504.91	996.75	1846.69	1025.83	1142.45	934.85	1786.47	1574.82
2014-15 Jul-Sep	1441.98	882.91	1551.52	1050.88	1810.84	1040.06	1218.48	993.38	1889.96	1701.41
Oct-Dec*	1401.74	893.21	1590.81	1065.79	1530.17	1056.54	1254.97	1030.50	1969.44	1807.08

* Provisional

10.19 Index Numbers of Quantum of Exports by Groups (1990-91=100)

Year/Quarter	All groups	Food and Live animals	Beverages & Tobacco	Crude materials inedible except fuels	Mineral fuels & Lubricants	Chemicals	Manufactured goods	Machinery & Transport equipment	Misc. manufactured articles
2009-10	191.74	259.95	271.16	198.39	348.10	963.70	185.42	1307.03	173.53
2010-11	198.41	286.92	314.18	199.10	333.36	1033.09	180.52	2806.15	198.34
2011-12	167.36	264.12	367.35	282.00	410.62	1301.40	157.00	2077.59	164.87
2012-13	202.86	242.21	238.64	343.79	37.89	992.45	191.87	2014.32	181.50
2013-14	229.80	280.96	175.45	447.47	409.09	1010.41	189.96	2056.66	226.38
2010-11 Jul-Sep	171.90	234.32	274.00	48.34	310.57	1052.36	168.17	2713.18	190.87
Oct-Dec	190.23	257.32	182.25	105.16	394.62	1244.86	181.35	2986.54	196.39
Jan-Mar	208.47	300.04	354.70	324.40	309.57	882.63	181.02	3404.45	203.65
Apr-Jun	223.05	356.00	445.76	318.50	318.66	952.51	191.55	2120.43	202.43
2011-12 Jul-Sep	123.61	226.97	338.73	258.06	397.91	1195.14	153.61	1693.48	168.03
Oct-Dec	169.87	245.98	350.96	342.16	405.61	1260.20	146.42	1741.42	145.37
Jan-Mar	181.51	273.36	342.68	403.10	392.32	1443.70	151.76	2986.15	158.70
Apr-Jun	194.44	310.16	437.04	124.69	446.65	1306.54	176.19	1889.30	187.37
2012-13 Jul-Sep	182.10	193.42	203.51	300.83	29.33	962.68	175.53	2240.25	165.88
Oct-Dec	201.62	219.24	268.01	357.97	6.46	948.78	196.72	2835.50	174.64
Jan-Mar	208.98	289.31	307.37	350.05	53.72	840.47	192.71	1390.01	179.90
Apr-Jun	218.73	266.88	175.65	366.29	62.03	1217.85	202.51	1591.51	205.57
2013-14 Jul-Sep	242.65	254.75	215.28	392.89	1298.61	1052.88	213.28	1226.96	241.61
Oct-Dec	220.69	279.96	59.50	463.12	4.22	691.05	190.14	911.18	229.81
Jan-Mar	218.37	336.65	69.11	350.89	247.03	1153.88	186.44	4061.10	208.14
Apr-Jun	237.48	252.47	357.92	582.97	86.50	1143.82	170.28	2027.38	225.97
2014-15 Jul-Sep	201.64	189.93	90.87	389.05	361.14	952.31	183.05	4343.64	202.72
Oct-Dec*	205.65	266.45	51.38	333.54	123.62	1240.35	187.56	3283.23	194.18

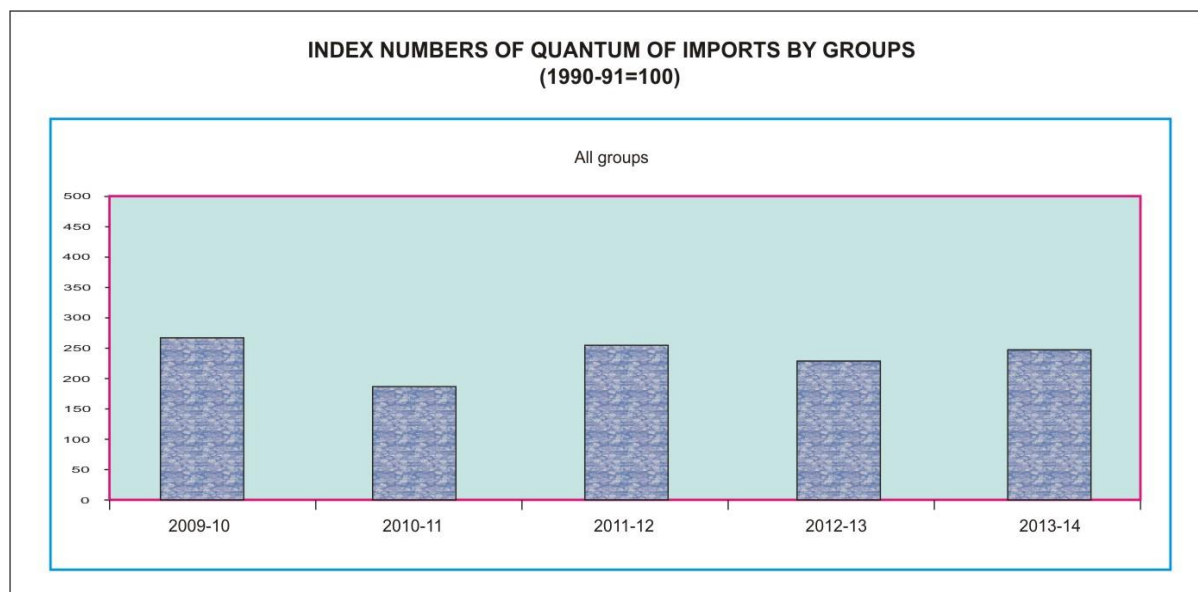
*Provisional



10.20 Index Numbers of Quantum of Imports by Groups (1990-91=100)

Year/Quarter	All groups	Food and Live animals	Beverages & Tobacco	Crude materials inedible except fuels	Mineral fuels & Lubricants	Animal or Veg. oils & Fats	Chemicals	Manufactured goods	Machinery & Transport equipment	Misc. manufactured articles
2009-10	273.50	161.65	372.35	535.52	228.17	154.83	257.08	228.29	363.58	283.04
2010-11	191.60	164.44	279.53	372.91	154.15	90.93	202.59	180.73	232.67	194.23
2011-12	256.47	321.01	371.65	473.88	197.46	121.87	290.92	241.91	280.01	288.73
2012-13	234.02	186.86	275.65	413.29	190.89	141.68	240.54	249.49	266.44	261.26
2013-14	249.40	162.10	317.18	491.04	185.66	182.37	253.03	312.32	283.06	286.91
2010-11 Jul-Sep	248.97	158.42	296.08	524.15	182.44	144.57	276.67	221.66	312.20	297.65
Oct-Dec	261.69	326.59	310.45	368.01	241.54	118.61	261.06	259.08	299.36	220.06
Jan-Mar	255.72	172.75	511.57	599.46	192.62	100.52	272.62	242.19	319.12	259.22
Apr-Jun	243.83	142.78	560.71	388.27	231.20	127.06	271.01	221.30	290.85	285.27
2011-12 Jul-Sep	240.84	277.16	347.08	300.55	194.84	114.21	304.19	247.39	261.99	225.28
Oct-Dec	265.20	330.05	344.55	647.69	194.63	119.56	315.83	235.90	261.50	260.87
Jan-Mar	246.02	383.47	403.56	497.72	188.47	102.72	277.36	223.66	241.95	398.43
Apr-Jun	273.80	293.36	391.41	449.55	211.89	151.00	266.31	260.67	354.59	270.34
2012-13 Jul-Sep	233.97	153.48	320.06	335.17	199.90	165.49	246.32	226.37	289.12	221.18
Oct-Dec	229.54	203.59	244.78	355.04	192.53	115.62	250.79	260.53	247.53	297.57
Jan-Mar	223.34	205.75	273.94	531.28	168.62	148.57	209.02	245.75	221.78	281.19
Apr-Jun	249.22	184.62	263.80	431.66	202.50	137.03	256.03	265.29	307.32	245.10
2013-14 Jul-Sep	218.67	122.34	261.56	396.94	181.66	174.34	244.11	206.78	263.81	229.50
Oct-Dec	268.58	171.23	341.53	584.51	196.34	167.22	261.77	508.73	227.47	235.11
Jan-Mar	257.81	167.02	354.12	578.98	169.03	175.06	258.74	280.99	321.79	278.09
Apr-Jun *	252.54	187.81	311.51	403.73	195.60	212.84	247.49	252.77	319.16	305.94
2014-15 Jul-Sep	302.77	322.99	416.31	354.13	197.29	189.47	275.38	273.72	521.40	302.25
Oct-Dec*	303.82	229.82	369.89	685.69	185.39	167.77	270.55	274.76	470.31	296.49

*Provisional



10.21 Trade in Services(Summary) February, 2015

Rs. In Million
Dollars in Thousands

Description	* February, 2015		** January, 2015		% Change in February, 2015 over January, 2015	
	Rs	\$	Rs	\$	Rs	\$
Export of Services (TOTAL)	103,606.70	1,022,113.71	34,179.41	339,473.99	203.13	201.09
1.Manufacturing services on physical inputs owned by others	0.00	0.00	0.00	0.00	0.00	0.00
2.Maintenance and repair services n.i.e.	95.28	940.00	82.56	820.00	15.41	14.63
3. Transport	10,751.80	106,070.00	10,858.71	107,850.00	-0.98	-1.65
4. Travel	2,338.50	23,070.00	2,843.30	28,240.00	-17.75	-18.31
5.Construction services	292.95	2,890.00	686.66	6,820.00	-57.34	-57.62
6. Insurance and Pension services	326.41	3,220.00	545.70	5,420.00	-40.19	-40.59
7. Financial services	849.44	8,380.00	566.85	5,630.00	49.85	48.85
8. Charges for the use of intellectual services	0.00	0.00	138.94	1,380.00	-100.00	-100.00
9. Telecommunication, Computer and information services	6,558.31	64,700.00	6,563.55	65,190.00	-0.08	-0.75
10. Other business services	4,875.02	48,093.71	6,399.74	63,562.99	-23.82	-24.34
11. Personal, cultural, and recreational services	52.71	520.00	41.38	411.00	27.38	26.52
12. Government services, n.i.e.	77,466.28	764,230.00	5,452.02	54,150.00	1320.87	1311.32
Import of Services (TOTAL)	55,800.89	550,494.00	63,614.11	631,823.00	-12.28	-12.87
1.Manufacturing services on physical inputs owned by others	0.00	0.00	0.00	0.00	0.00	0.00
2.Maintenance and repair services n.i.e.	805.85	7,950.00	810.50	8,050.00	-0.57	-1.24
3. Transport	26,119.87	257,681.00	26,718.46	265,371.00	-2.24	-2.90
4. Travel	8,311.94	82,000.00	9,962.64	98,950.00	-16.57	-17.13
5.Construction services	0.00	0.00	24.16	240.00	-100.00	-100.00
6. Insurance and Pension services	1,924.92	18,990.00	2,624.92	26,071.00	-26.67	-27.16
7. Financial services	827.14	8,160.00	3,141.32	31,200.00	-73.67	-73.85
8. Charges for the use of intellectual services	1,826.60	18,020.00	2,024.74	20,110.00	-9.79	-10.39
9. Telecommunication, Computer and information services	4,664.82	46,020.00	3,283.30	32,610.00	42.08	41.12
10. Other business services	9,021.50	89,000.00	12,136.37	120,540.00	-25.67	-26.17
11. Personal, cultural, and recreational services	48.96	483.00	102.80	1,021.00	-52.37	-52.69
12. Government services, n.i.e.	2,249.29	22,190.00	2,784.90	27,660.00	-19.23	-19.78

Description	* July - February 2014-2015		July - February 2013-2014		% Change in July - February, 2014-2015 over July - February, 2013-2014	
	Rs	\$	Rs	\$	Rs	\$
Export of Services (TOTAL)	427,132.74	4,226,423.33	361,351.96	3,442,363.53	18.20	22.78
1.Manufacturing services on physical inputs owned by others	0.00	0.00	0.00	0.00	0.00	0.00
2.Maintenance and repair services n.i.e.	660.95	6,540.00	376.74	3,589.00	75.44	82.22
3. Transport	88,591.35	876,600.00	89,502.95	852,636.00	-1.02	2.81
4. Travel	19,236.23	190,340.00	20,082.93	191,317.00	-4.22	-0.51
5.Construction services	2,835.81	28,060.00	1,241.50	11,827.00	128.42	137.25
6. Insurance and Pension services	4,474.14	44,271.00	6,327.40	60,277.00	-29.29	-26.55
7. Financial services	4,542.76	44,950.00	5,693.27	54,236.00	-20.21	-17.12
8. Charges for the use of intellectual services	453.77	4,490.00	549.63	5,236.00	-17.44	-14.25
9. Telecommunication, Computer and information services	53,275.08	527,150.00	57,299.10	545,851.00	-7.02	-3.43
10. Other business services	52,863.58	523,078.33	49,893.17	475,299.53	5.95	10.05
11. Personal, cultural, and recreational services	665.39	6,584.00	736.48	7,016.00	-9.65	-6.16
12. Government services, n.i.e.	199,533.68	1,974,360.00	129,648.79	1,235,079.00	53.90	59.86
Import of Services (TOTAL)	540,804.11	5,351,187.00	552,177.49	5,260,233.00	-2.06	1.73
1.Manufacturing services on physical inputs owned by others	0.00	0.00	0.00	0.00	0.00	0.00
2.Maintenance and repair services n.i.e.	5,107.70	50,540.00	8,049.47	76,682.00	-36.55	-34.09
3. Transport	254,569.55	2,518,933.00	268,733.07	2,560,044.00	-5.27	-1.61
4. Travel	86,831.85	859,190.00	73,133.40	696,694.00	18.73	23.32
5.Construction services	445.69	4,410.00	1,892.75	18,031.00	-76.45	-75.54
6. Insurance and Pension services	19,242.18	190,399.00	16,468.96	156,889.00	16.84	21.36
7. Financial services	15,088.62	149,300.00	14,388.00	137,065.00	4.87	8.93
8. Charges for the use of intellectual services	10,019.33	99,140.00	7,883.61	75,102.00	27.09	32.01
9. Telecommunication, Computer and information services	28,158.02	278,620.00	23,508.29	223,948.00	19.78	24.41
10. Other business services	89,612.09	886,700.00	103,520.82	986,175.00	-13.44	-10.09
11. Personal, cultural, and recreational services	611.94	6,055.00	364.99	3,477.00	67.66	74.14
12. Government services, n.i.e.	31,117.14	307,900.00	34,234.13	326,126.00	-9.10	-5.59

* Provisional figures based on figures provided by the State Bank of Pakistan.

** Revised by SBP

Note:- SBP has switched over from BPM- to BPM 6th addition from July, 2014.

Note:- Dollar value is converted into Rupees on monthly average exchange rate provided by SBP.

February, 2015 (1\$=Rs. 101.365126), January, 2015 (1\$=Rs. 100.683449) and February, 2014 (1\$=Rs. 105.060519) respectively.

10.22 Exports of Services (Monthly)

Description	Rs. in Millions Dollars in Thousands									
	* February, 2015		** January, 2015		February, 2014		% Change in February, 2015 over			
	Rs	\$	Rs	\$	Rs	\$	Rs	\$	Rs	\$
Services	103,606.70	1,022,113.71	34,179.41	339,473.99	69,964.54	665,944.97	203.13	201.09	48.08	53.48
1.Manufacturing services on physical inputs owned by others	0.00	0.00	0.00	0.00	0.00	0.00	0.00	0.00	0.00	0.00
1.1 Goods for processing in reporting economy	0.00	0.00	0.00	0.00	0.00	0.00	0.00	0.00	0.00	0.00
1.2 Goods for processing abroad	0.00	0.00	0.00	0.00	0.00	0.00	0.00	0.00	0.00	0.00
2.Maintenance and repair services n.i.e.	95.28	940.00	82.56	820.00	110.10	1,048.00	15.41	14.63	-13.46	-10.31
3. Transport	10,751.80	106,070.00	10,858.71	107,850.00	11,874.28	113,023.00	-0.98	-1.65	-9.45	-6.15
3.1 Sea transport	1,883.36	18,580.00	1,970.37	19,570.00	2,461.26	23,427.00	-4.42	-5.06	-23.48	-20.69
3.1.1 Passenger	0.00	0.00	0.00	0.00	0.00	0.00	0.00	0.00	0.00	0.00
3.1.2 Freight	184.48	1,820.00	183.24	1,820.00	131.33	1,250.00	0.68	0.00	40.47	45.60
3.1.3 Other	1,698.88	16,760.00	1,787.13	17,750.00	2,329.93	22,177.00	-4.94	-5.58	-27.08	-24.43
3.2 Air transport	8,836.00	87,170.00	8,817.86	87,580.00	9,401.14	89,483.00	0.21	-0.47	-6.01	-2.58
3.1.1 Passenger	6,526.90	64,390.00	6,506.16	64,620.00	5,201.76	49,512.00	0.32	-0.36	25.47	30.05
3.1.2 Freight	635.56	6,270.00	631.29	6,270.00	310.14	2,952.00	0.68	0.00	104.93	112.40
3.1.3 Other	1,673.54	16,510.00	1,680.41	16,690.00	3,889.24	37,019.00	-0.41	-1.08	-56.97	-55.40
3.3 Road transport	32.44	320.00	69.47	690.00	10.30	98.00	-53.30	-53.62	214.95	226.53
3.3.1 Passenger	0.00	0.00	0.00	0.00	0.00	0.00	0.00	0.00	0.00	0.00
3.3.2 Freight	32.44	320.00	69.47	690.00	10.30	98.00	-53.30	-53.62	214.95	226.53
3.3.3 Other	0.00	0.00	0.00	0.00	0.00	0.00	0.00	0.00	0.00	0.00
3.4 Rail transport	0.00	0.00	0.00	0.00	0.00	0.00	0.00	0.00	0.00	0.00
3.4.1 Passenger	0.00	0.00	0.00	0.00	0.00	0.00	0.00	0.00	0.00	0.00
3.4.2 Freight	0.00	0.00	0.00	0.00	0.00	0.00	0.00	0.00	0.00	0.00
3.4.3 Other	0.00	0.00	0.00	0.00	0.00	0.00	0.00	0.00	0.00	0.00
3.5 Postal and courier services	0.00	0.00	1.01	10.00	1.58	15.00	-100.00	-100.00	-100.00	-100.00
3.6 Electricity transmission	0.00	0.00	0.00	0.00	0.00	0.00	0.00	0.00	0.00	0.00
3.7 Other supporting and auxiliary transport service	0.00	0.00	0.00	0.00	0.00	0.00	0.00	0.00	0.00	0.00
4. Travel	2,338.50	23,070.00	2,843.30	28,240.00	2,194.19	20,885.00	-17.75	-18.31	6.58	10.46
4.1 Business	18.25	180.00	33.23	330.00	0.00	0.00	-45.08	-45.45	100.00	100.00
4.1.1 Acquisition of goods and services by border, seasonal, and other short-term workers	0.00	0.00	0.00	0.00	0.00	0.00	0.00	0.00	0.00	0.00
4.1.2 Other	18.25	180.00	33.23	330.00	0.00	0.00	-45.08	-45.45	100.00	100.00
4.2 Personal	2,320.25	22,890.00	2,810.07	27,910.00	2,194.19	20,885.00	-17.43	-17.99	5.75	9.60
4.2.1 Health-related expenditure	29.40	290.00	3.02	30.00	4.52	43.00	873.51	866.67	550.44	574.42
4.2.2 Education-related expenditure	25.34	250.00	56.38	560.00	8.61	82.00	-55.05	-55.36	194.31	204.88
4.2.3 Other	2,265.51	22,350.00	2,750.67	27,320.00	2,181.06	20,760.00	-17.64	-18.19	3.87	7.66
4.2.3.1 Religious travel	0.00	0.00	0.00	0.00	0.00	0.00	0.00	0.00	0.00	0.00
4.2.3.2 Other	2,265.51	22,350.00	2,750.67	27,320.00	2,181.06	20,760.00	-17.64	-18.19	3.87	7.66
5.Construction services	292.95	2,890.00	686.66	6,820.00	187.53	1,785.00	-57.34	-57.62	56.22	61.90
5.1 Construction abroad	292.95	2,890.00	686.66	6,820.00	187.53	1,785.00	-57.34	-57.62	56.22	61.90
5.2 Construction in the compiling economy	0.00	0.00	0.00	0.00	0.00	0.00	0.00	0.00	0.00	0.00
6. Insurance and Pension services	326.41	3,220.00	545.70	5,420.00	623.95	5,939.00	-40.19	-40.59	-47.69	-45.78
6.1 Direct Insurance	162.25	1,600.56	299.41	2,973.87	405.69	3,861.56	-45.81	-46.18	-60.01	-58.55
6.1.1 Life insurance	8.17	80.56	8.44	83.87	6.78	64.56	-3.20	-3.95	20.50	24.79
6.1.2 Freight insurance	5.07	50.00	3.02	30.00	2.73	26.00	67.88	66.67	85.71	92.31
6.1.3 Other direct insurance	149.01	1,470.00	287.95	2,860.00	396.18	3,771.00	-48.25	-48.60	-62.39	-61.02
6.2 Reinsurance	164.14	1,619.27	241.03	2,393.91	214.60	2,042.59	-31.90	-32.36	-23.51	-20.72
6.3 Auxiliary insurance services	0.02	0.18	5.26	52.22	3.66	34.86	-99.62	-99.66	-99.45	-99.50
6.4 Pension and standardized guarantee services	0.00	0.00	0.00	0.00	0.00	0.00	0.00	0.00	0.00	0.00

Contd.

10.22 Exports of Services (Monthly)

Description	Rs. in Millions Dollars in Thousands									
	* February, 2015		** January, 2015		February, 2014		% Change in February, 2015 over			
	Rs	\$	Rs	\$	Rs	\$	January, 2015	February, 2014	Rs	\$
7. Financial services	849.44	8,380.00	566.85	5,630.00	421.61	4,013.00	49.85	48.85	101.48	108.82
7.1 Explicitly charged and other financial services	849.44	8,380.00	566.85	5,630.00	211.49	2,013.00	49.85	48.85	301.65	316.29
7.2 Financial intermediation service charges indirectly measured (FISIM)	0.00	0.00	0.00	0.00	210.12	2,000.00	0.00	0.00	-100.00	-100.00
8. Charges for the use of intellectual services	0.00	0.00	138.94	1,380.00	46.33	441.00	-100.00	-100.00	-100.00	-100.00
9. Telecommunication, Computer and information services	6,558.31	64,700.00	6,563.55	65,190.00	7,034.22	66,954.00	-0.08	-0.75	-6.77	-3.37
9.1 Telecommunications services	2,515.88	24,820.00	2,143.55	21,290.00	4,242.97	40,386.00	17.37	16.58	-40.70	-38.54
9.1.1 Call centres	600.22	5,921.40	476.14	4,729.07	341.26	3,248.24	26.06	25.21	75.88	82.30
9.1.2 Telecommunication services	1,915.66	18,898.60	1,667.41	16,560.93	3,901.71	37,137.76	14.89	14.12	-50.90	-49.11
9.2 Computer services	4,031.28	39,770.00	4,415.97	43,860.00	2,786.41	26,522.00	-8.71	-9.33	44.68	49.95
9.2.1 Hardware consultancy services	6.16	60.77	14.67	145.67	15.82	150.57	-58.01	-58.29	-61.06	-59.64
9.2.2 Software consultancy services	486.85	4,802.96	493.82	4,904.69	523.56	4,983.42	-1.41	-2.07	-7.01	-3.62
9.2.3 Maintenance & repairs of computer	11.25	111.01	2.13	21.16	0.22	2.13	428.17	424.60	5013.64	5104.17
9.2.4 Export / Import of Computer Software	3,184.91	31,420.21	3,485.95	34,622.92	1,882.72	17,920.32	-8.64	-9.25	69.17	75.33
9.2.5 Other Computer services	342.11	3,375.06	419.40	4,165.56	364.09	3,465.56	-18.43	-18.98	-6.04	-2.61
9.3 Information services	11.15	110.00	4.03	40.00	4.84	46.00	176.67	175.00	130.37	139.13
9.3.1 News agency services	6.42	63.33	1.39	13.79	3.76	35.75	361.87	359.19	70.74	77.14
9.3.2 Other information services	4.73	46.67	2.64	26.21	1.08	10.25	79.17	78.07	337.96	355.39
10. Other business services	4,875.02	48,093.71	6,399.74	63,562.99	5,866.58	55,839.97	-23.82	-24.34	-16.90	-13.87
10.1 Research and development services	51.70	510.00	73.50	730.00	104.75	997.00	-29.66	-30.14	-50.64	-48.85
10.2 Professional and management consulting services	1,566.09	15,450.00	1,461.93	14,520.00	1,407.70	13,399.00	7.12	6.40	11.25	15.31
10.2.1 Legal, accounting, management consulting, and public relations	1,289.36	12,720.00	1,304.86	12,960.00	1,149.04	10,937.00	-1.19	-1.85	12.21	16.30
10.2.1.1 Legal services	79.06	780.00	51.35	510.00	97.60	929.00	53.96	52.94	-19.00	-16.04
10.2.1.2 Accounting, auditing, bookkeeping, and tax consulting services	78.05	770.00	43.29	430.00	85.62	815.00	80.30	79.07	-8.84	-5.52
10.2.1.3 Business and management consulting and public relations services	1,132.25	11,170.00	1,210.22	12,020.00	965.82	9,193.00	-6.44	-7.07	17.23	21.51
10.2.2 Advertising, market research, and public opinion polling	276.73	2,730.00	157.07	1,560.00	258.66	2,462.00	76.18	75.00	6.99	10.89
10.3 Technical, trade-related and other business services	3,257.23	32,133.71	4,864.31	48,312.99	4,354.13	41,443.97	-33.04	-33.49	-25.19	-22.46
10.3.1 Architectural, engineering, scientific and other technical services	280.78	2,770.00	104.71	1,040.00	176.08	1,676.00	168.15	166.35	59.46	65.27
10.3.2 Waste treatment and de-pollution, agricultural and mining services	6.08	60.00	5.03	50.00	0.95	9.00	20.87	20.00	540.00	566.67
10.3.3 Operating leasing services	6.08	60.00	3.02	30.00	1.05	10.00	101.32	100.00	479.05	500.00
10.3.4 Trade-related services	42.01	414.45	12.91	128.27	40.75	387.87	225.41	223.12	3.09	6.85
10.3.5 Other business services n.i.e.	2,922.28	28,829.26	4,738.64	47,064.72	4,135.30	39,361.10	-38.33	-38.75	-29.33	-26.76
11. Personal, cultural, and recreational services	52.71	520.00	41.38	411.00	94.34	898.00	27.38	26.52	-44.13	-42.09
11.1 Audiovisual and related services	41.56	410.00	38.36	381.00	81.21	773.00	8.34	7.61	-48.82	-46.96
11.1.1 Audiovisual services	41.46	409.00	38.32	380.62	81.18	772.74	8.19	7.46	-48.93	-47.07
11.1.2 Artistic related services	0.10	1.00	0.04	0.38	0.03	0.26	150.00	161.36	233.33	291.02
11.2 Other personal, cultural, and recreational services	11.15	110.00	3.02	30.00	13.13	125.00	269.21	266.67	-15.08	-12.00
12. Government services, n.i.e.	77,466.28	764,230.00	5,452.02	54,150.00	41,511.41	395,119.00	1320.87	1311.32	86.61	93.42
12.1 Embassies and consulates	2,361.81	23,300.00	2,434.53	24,180.00	2,631.35	25,046.00	-2.99	-3.64	-10.24	-6.97
12.2 Military units and agencies	88.19	870.00	332.26	3,300.00	6.20	59.00	-73.46	-73.64	1322.42	1374.58
12.3 Other	75,016.28	740,060.00	2,685.23	26,670.00	38,873.86	370,014.00	2693.66	2674.88	92.97	100.01

* Provisional ** Revised

Note: 1. The data are presented as per 6(EBOPS0.002010) classification aligned with MSITS0.00 2010 classification

10.23 Exports of Services (Cumulative)

Description	Rs. in Millions Dollars in Thousands					
	* July - February 2014-2015		July - February, 2014 2013-2014		% Change in July - February, 2014-2015 over July - February, 2013-2014	
	Rs	\$	Rs	\$	Rs	\$
Services	427,132.74	4,226,423.33	361,351.96	3,442,363.53	18.20	22.78
1.Manufacturing services on physical inputs owned by others	0.00	0.00	0.00	0.00	0.00	0.00
1.1 Goods for processing in reporting economy	0.00	0.00	0.00	0.00	0.00	0.00
1.2 Goods for processing abroad	0.00	0.00	0.00	0.00	0.00	0.00
2.Maintenance and repair services n.i.e.	660.95	6,540.00	376.74	3,589.00	75.44	82.22
3. Transport	88,591.35	876,600.00	89,502.95	852,636.00	-1.02	2.81
3.1 Sea transport	18,298.37	181,060.00	16,482.61	157,019.00	11.02	15.31
3.1.1 Passenger	0.00	0.00	0.00	0.00	0.00	0.00
3.1.2 Freight	1,477.53	14,620.00	1,625.60	15,486.00	-9.11	-5.59
3.1.3 Other	16,820.84	166,440.00	14,857.01	141,533.00	13.22	17.60
3.2 Air transport	69,976.66	692,410.00	72,833.60	693,838.00	-3.92	-0.21
3.1.1 Passenger	47,405.37	469,070.00	44,715.79	425,978.00	6.01	10.12
3.1.2 Freight	5,644.34	55,850.00	5,732.94	54,614.00	-1.55	2.26
3.1.3 Other	16,926.95	167,490.00	22,384.87	213,246.00	-24.38	-21.46
3.3 Road transport	297.12	2,940.00	146.33	1,394.00	103.05	110.90
3.3.1 Passenger	0.00	0.00	0.00	0.00	0.00	0.00
3.3.2 Freight	297.12	2,940.00	144.97	1,381.00	104.95	112.89
3.3.3 Other	0.00	0.00	1.36	13.00	-100.00	-100.00
3.4 Rail transport	0.00	0.00	0.00	0.00	0.00	0.00
3.4.1 Passenger	0.00	0.00	0.00	0.00	0.00	0.00
3.4.2 Freight	0.00	0.00	0.00	0.00	0.00	0.00
3.4.3 Other	0.00	0.00	0.00	0.00	0.00	0.00
3.5 Postal and courier services	19.20	190.00	40.41	385.00	-52.49	-50.65
3.6 Electricity transmission	0.00	0.00	0.00	0.00	0.00	0.00
3.7 Other supporting and auxiliary transport service	0.00	0.00	0.00	0.00	0.00	0.00
4. Travel	19,236.23	190,340.00	20,082.93	191,317.00	-4.22	-0.51
4.1 Business	394.14	3,900.00	414.64	3,950.00	-4.94	-1.27
4.1.1 Acquisition of goods and services by border, seasonal, and other short-term workers	0.00	0.00	0.00	0.00	0.00	0.00
4.1.2 Other	394.14	3,900.00	414.64	3,950.00	-4.94	-1.27
4.2 Personal	18,842.09	186,440.00	19,668.29	187,367.00	-4.20	-0.49
4.2.1 Health-related expenditure	147.55	1,460.00	72.43	690.00	103.71	111.59
4.2.2 Education-related expenditure	357.76	3,540.00	254.24	2,422.00	40.72	46.16
4.2.3 Other	18,336.78	181,440.00	19,341.62	184,255.00	-5.20	-1.53
4.2.3.1 Religious travel	33.53	331.73	0.18	1.75	18527.78	18812.83
4.2.3.2 Other	18,303.25	181,108.27	19,341.44	184,253.25	-5.37	-1.71
5.Construction services	2,835.81	28,060.00	1,241.50	11,827.00	128.42	137.25
5.1 Construction abroad	2,835.81	28,060.00	1,241.50	11,827.00	128.42	137.25
5.2 Construction in the compiling economy	0.00	0.00	0.00	0.00	0.00	0.00
6. Insurance and Pension services	4,474.14	44,271.00	6,327.40	60,277.00	-29.29	-26.55
6.1 Direct Insurance	2,218.09	21,947.68	3,732.02	35,552.56	-40.57	-38.27
6.1.1 Life insurance	33.12	327.68	9.61	91.56	244.64	257.88
6.1.2 Freight insurance	37.39	370.00	31.91	304.00	17.17	21.71
6.1.3 Other direct insurance	2,147.58	21,250.00	3,690.50	35,157.00	-41.81	-39.56
6.2 Reinsurance	2,237.74	22,142.17	2,590.02	24,673.39	-13.60	-10.26
6.3 Auxiliary insurance services	18.31	181.15	5.36	51.05	241.60	254.85
6.4 Pension and standardized guarantee services	0.00	0.00	0.00	0.00	0.00	0.00

Contd.

10.23 Exports of Services (Cumulative)

Rs. in Millions
Dollars in Thousands

Description	* July - February 2014-2015		July - February, 2014 2013-2014		% Change in July - February, 2014-2015 over July - February, 2013-2014	
	Rs	\$	Rs	\$	Rs	\$
	7. Financial services	4,542.76	44,950.00	5,693.27	54,236.00	-20.21
7.1 Explicitly charged and other financial services	4,542.76	44,950.00	4,307.32	41,033.00	5.47	9.55
7.2 Financial intermediation service charges indirectly measured (FISIM)	0.00	0.00	1,385.95	13,203.00	-100.00	-100.00
8. Charges for the use of intellectual services	453.77	4,490.00	549.63	5,236.00	-17.44	-14.25
9. Telecommunication, Computer and information services	53,275.08	527,150.00	57,299.10	545,851.00	-7.02	-3.43
9.1 Telecommunications services	24,489.46	242,320.00	35,021.83	333,630.00	-30.07	-27.37
9.1.1 Call centres	3,770.65	37,310.09	2,504.65	23,860.18	50.55	56.37
9.1.2 Telecommunication services	20,718.81	205,009.91	32,517.18	309,769.82	-36.28	-33.82
9.2 Computer services	28,712.86	284,110.00	22,223.63	211,710.00	29.20	34.20
9.2.1 Hardware consultancy services	48.21	477.04	117.56	1,119.96	-58.99	-57.41
9.2.2 Software consultancy services	5,350.00	52,937.61	4,253.98	40,524.84	25.76	30.63
9.2.3 Maintenance & repairs of computer	58.42	578.02	25.92	246.88	125.39	134.13
9.2.4 Export / Import of Computer Software	20,025.93	198,153.97	15,386.44	146,576.58	30.15	35.19
9.2.5 Other Computer services	3,230.30	31,963.36	2,439.73	23,241.74	32.40	37.53
9.3 Information services	72.76	720.00	53.64	511.00	35.65	40.90
9.3.1 News agency services	39.10	386.93	25.08	238.97	55.90	61.92
9.3.2 Other information services	33.66	333.08	28.56	272.03	17.86	22.44
10. Other business services	52,863.58	523,078.33	49,893.17	475,299.53	5.95	10.05
10.1 Research and development services	550.79	5,450.00	514.68	4,903.00	7.02	11.16
10.2 Professional and management consulting services	13,983.00	138,360.00	11,951.28	113,852.00	17.00	21.53
10.2.1 Legal, accounting, management consulting, and public relations	12,198.24	120,700.00	9,670.45	92,124.00	26.14	31.02
10.2.1.1 Legal services	763.02	7,550.00	769.34	7,329.00	-0.82	3.02
10.2.1.2 Accounting, auditing, bookkeeping, and tax consulting services	471.96	4,670.00	473.32	4,509.00	-0.29	3.57
10.2.1.3 Business and management consulting and public relations services	10,963.26	108,480.00	8,427.79	80,286.00	30.08	35.12
10.2.2 Advertising, market research, and public opinion polling	1,784.76	17,660.00	2,280.83	21,728.00	-21.75	-18.72
10.3 Technical, trade-related and other business services	38,329.79	379,268.33	37,427.21	356,544.53	2.41	6.37
10.3.1 Architectural, engineering, scientific and other technical services	2,583.16	25,560.00	2,862.27	27,267.00	-9.75	-6.26
10.3.2 Waste treatment and de-pollution, agricultural and mining services	59.63	590.00	7.14	68.00	735.15	767.65
10.3.3 Operating leasing services	22.23	220.00	16.27	155.00	36.63	41.94
10.3.4 Trade-related services	358.87	3,550.99	311.93	2,971.58	15.05	19.50
10.3.5 Other business services n.i.e.	35,305.90	349,347.33	34,229.60	326,082.95	3.14	7.13
11. Personal, cultural, and recreational services	665.39	6,584.00	736.48	7,016.00	-9.65	-6.16
11.1 Audiovisual and related services	586.56	5,804.00	407.29	3,880.00	44.02	49.59
11.1.1 Audiovisual services	505.66	5,003.48	375.39	3,576.12	34.70	39.91
11.1.2 Artistic related services	80.90	800.52	31.90	303.88	153.61	163.43
11.2 Other personal, cultural, and recreational services	78.83	780.00	329.19	3,136.00	-76.05	-75.13
12. Government services, n.i.e.	199,533.68	1,974,360.00	129,648.79	1,235,079.00	53.90	59.86
12.1 Embassies and consulates	19,532.34	193,270.00	29,374.65	279,833.00	-33.51	-30.93
12.2 Military units and agencies	49,507.47	489,870.00	12,445.07	118,556.00	297.81	313.20
12.3 Other	130,493.87	1,291,220.00	87,829.07	836,690.00	48.58	54.32

* Provisional ** Revised

1. The data are presented as per 6(EBOPS0.002010) classification aligned with MSITS0.00 2010 classification

10.24 Imports of Services (Monthly)

Description	Rs. in Millions Dollars in Thousands									
	* February, 2015		** January, 2015		February, 2014		% Change in February, 2015 over			
	Rs	\$	Rs	\$	Rs	\$	Rs	\$	Rs	\$
Services	55,800.89	550,494.00	63,614.11	631,823.00	68,938.09	656,175.00	-12.28	-12.87	-19.06	-16.11
1.Manufacturing services on physical inputs owned by others	0.00	0.00	0.00	0.00	0.00	0.00	0.00	0.00	0.00	0.00
1.1 Goods for processing in reporting economy	0.00	0.00	0.00	0.00	0.00	0.00	0.00	0.00	0.00	0.00
1.2 Goods for processing abroad	0.00	0.00	0.00	0.00	0.00	0.00	0.00	0.00	0.00	0.00
2.Maintenance and repair services n.i.e.	805.85	7,950.00	810.50	8,050.00	1,270.39	12,092.00	-0.57	-1.24	-36.57	-34.25
3. Transport	26,119.87	257,681.00	26,718.46	265,371.00	36,757.64	349,871.00	-2.24	-2.90	-28.94	-26.35
3.1 Sea transport	18,256.87	180,110.00	18,959.70	188,310.00	21,219.81	201,977.00	-3.71	-4.35	-13.96	-10.83
3.1.1 Passenger	0.00	0.00	0.00	0.00	0.00	0.00	0.00	0.00	0.00	0.00
3.1.2 Freight	16,604.62	163,810.00	17,557.18	174,380.00	19,360.24	184,277.00	-5.43	-6.06	-14.23	-11.11
3.1.3 Other	1,652.25	16,300.00	1,402.52	13,930.00	1,859.57	17,700.00	17.81	17.01	-11.15	-7.91
3.2 Air transport	7,392.56	72,930.00	7,327.74	72,780.00	15,202.68	144,704.00	0.88	0.21	-51.37	-49.60
3.1.1 Passenger	3,103.80	30,620.00	3,082.93	30,620.00	10,611.43	101,003.00	0.68	0.00	-70.75	-69.68
3.1.2 Freight	1,756.66	17,330.00	1,822.37	18,100.00	1,890.88	17,998.00	-3.61	-4.25	-7.10	-3.71
3.1.3 Other	2,532.10	24,980.00	2,422.44	24,060.00	2,700.37	25,703.00	4.53	3.82	-6.23	-2.81
3.3 Road transport	178.81	1,764.00	190.19	1,889.00	161.37	1,536.00	-5.98	-6.62	10.81	14.84
3.3.1 Passenger	0.00	0.00	0.00	0.00	0.00	0.00	0.00	0.00	0.00	0.00
3.3.2 Freight	170.70	1,684.00	189.18	1,879.00	161.37	1,536.00	-9.77	-10.38	5.78	9.64
3.3.3 Other	8.11	80.00	1.01	10.00	0.00	0.00	100.00	100.00	100.00	100.00
3.4 Rail transport	91.94	907.00	101.89	1,012.00	86.89	827.00	-9.77	-10.38	5.81	9.67
3.4.1 Passenger	91.94	907.00	101.89	1,012.00	86.89	827.00	-9.77	-10.38	5.81	9.67
3.4.2 Freight	0.00	0.00	0.00	0.00	0.00	0.00	0.00	0.00	0.00	0.00
3.4.3 Other	0.00	0.00	0.00	0.00	0.00	0.00	0.00	0.00	0.00	0.00
3.5 Postal and courier services	199.69	1,970.00	138.94	1,380.00	86.89	827.00	43.72	42.75	129.82	138.21
3.6 Electricity transmission	0.00	0.00	0.00	0.00	0.00	0.00	0.00	0.00	0.00	0.00
3.7 Other supporting and auxiliary transport service	0.00	0.00	0.00	0.00	0.00	0.00	0.00	0.00	0.00	0.00
4. Travel	8,311.94	82,000.00	9,962.64	98,950.00	6,916.97	65,838.00	-16.57	-17.13	20.17	24.55
4.1 Business	237.19	2,340.00	283.93	2,820.00	297.74	2,834.00	-16.46	-17.02	-20.34	-17.43
4.1.1 Acquisition of goods and services by border, seasonal, and other short-term workers	0.00	0.00	0.00	0.00	0.00	0.00	0.00	0.00	0.00	0.00
4.1.2 Other	237.19	2,340.00	283.93	2,820.00	297.74	2,834.00	-16.46	-17.02	-20.34	-17.43
4.2 Personal	8,074.75	79,660.00	9,678.71	96,130.00	6,619.23	63,004.00	-16.57	-17.13	21.99	26.44
4.2.1 Health-related expenditure	19.26	190.00	30.21	300.00	14.39	137.00	-36.25	-36.67	33.84	38.69
4.2.2 Education-related expenditure	1,020.75	10,070.00	1,359.23	13,500.00	1,314.31	12,510.00	-24.90	-25.41	-22.34	-19.50
4.2.3 Other	7,034.74	69,400.00	8,289.27	82,330.00	5,290.53	50,357.00	-15.13	-15.71	32.97	37.82
4.2.3.1 Religious travel	0.00	0.00	0.00	0.00	0.00	0.00	0.00	0.00	0.00	0.00
4.2.3.2 Other	7,034.74	69,400.00	8,289.27	82,330.00	5,290.53	50,357.00	-15.13	-15.71	32.97	37.82
5.Construction services	0.00	0.00	24.16	240.00	93.71	892.00	-100.00	-100.00	-100.00	-100.00
5.1 Construction abroad	0.00	0.00	0.00	0.00	0.00	0.00	0.00	0.00	0.00	0.00
5.2 Construction in the compiling economy	0.00	0.00	24.16	240.00	93.71	892.00	-100.00	-100.00	-100.00	-100.00
6. Insurance and Pension services	1,924.92	18,990.00	2,624.92	26,071.00	1,981.34	18,859.00	-26.67	-27.16	-2.85	0.69
6.1 Direct Insurance	547.42	5,400.48	906.17	9,000.17	1,069.46	10,179.45	-39.59	-40.00	-48.81	-46.95
6.1.1 Life insurance	0.05	0.48	0.02	0.17	0.89	8.45	150.00	189.22	-94.38	-94.28
6.1.2 Freight insurance	400.39	3,950.00	419.85	4,170.00	530.87	5,053.00	-4.63	-5.28	-24.58	-21.83
6.1.3 Other direct insurance	146.98	1,450.00	486.30	4,830.00	537.70	5,118.00	-69.78	-69.98	-72.67	-71.67
6.2 Reinsurance	1,364.99	13,466.10	1,702.87	16,913.11	909.41	8,656.07	-19.84	-20.38	50.10	55.57
6.3 Auxiliary insurance services	12.51	123.41	15.88	157.72	2.47	23.49	-21.22	-21.75	406.48	425.50
6.4 Pension and standardized guarantee services	0.00	0.00	0.00	0.00	0.00	0.00	0.00	0.00	0.00	0.00

Contd.

10.24 Imports of Services (Monthly)

Description	Rs. in Millions Dollars in Thousands									
	* February, 2015		** January, 2015		February, 2014		% Change in February, 2015 over			
	Rs	\$	Rs	\$	Rs	\$	Rs	\$	Rs	\$
7. Financial services	827.14	8,160.00	3,141.32	31,200.00	739.84	7,042.00	-73.67	-73.85	11.80	15.88
7.1 Explicitly charged and other financial services	827.14	8,160.00	3,141.32	31,200.00	739.84	7,042.00	-73.67	-73.85	11.80	15.88
7.2 Financial intermediation service charges indirectly measured (FISIM)	0.00	0.00	0.00	0.00	0.00	0.00	0.00	0.00	0.00	0.00
8. Charges for the use of intellectual services	1,826.60	18,020.00	2,024.74	20,110.00	1,277.43	12,159.00	-9.79	-10.39	42.99	48.20
9. Telecommunication, Computer and information services	4,664.82	46,020.00	3,283.30	32,610.00	2,220.35	21,134.00	42.08	41.12	110.09	117.75
9.1 Telecommunications services	3,312.61	32,680.00	1,681.42	16,700.00	1,225.53	11,665.00	97.01	95.69	170.30	180.15
9.1.1 Call centres	0.00	0.00	0.19	1.84	0.00	0.00	-100.00	-100.00	0.00	0.00
9.1.2 Telecommunication services	3,312.61	32,680.00	1,681.23	16,698.16	1,225.53	11,665.00	97.03	95.71	170.30	180.15
9.2 Computer services	1,260.98	12,440.00	1,474.01	14,640.00	775.77	7,384.00	-14.45	-15.03	62.55	68.47
9.2.1 Hardware consultancy services	7.40	73.03	0.01	0.14	3.09	29.44	73900.00	53597.06	139.48	148.07
9.2.2 Software consultancy services	1,024.52	10,107.20	1,116.46	11,088.80	549.77	5,232.85	-8.23	-8.85	86.35	93.15
9.2.3 Maintenance & repairs of computer	76.04	750.15	118.50	1,176.91	5.30	50.46	-35.83	-36.26	1334.72	1386.58
9.2.4 Export / Import of Computer Software	43.80	432.13	114.93	1,141.51	151.78	1,444.66	-61.89	-62.14	-71.14	-70.09
9.2.5 Other Computer services	109.22	1,077.49	124.11	1,232.65	65.83	626.59	-12.00	-12.59	65.91	71.96
9.3 Information services	91.23	900.00	127.87	1,270.00	219.05	2,085.00	-28.65	-29.13	-58.35	-56.83
9.3.1 News agency services	83.54	824.12	95.66	950.06	119.96	1,141.83	-12.67	-13.26	-30.36	-27.82
9.3.2 Other information services	7.69	75.88	32.21	319.94	99.09	943.17	-76.13	-76.28	-92.24	-91.95
10. Other business services	9,021.50	89,000.00	12,136.37	120,540.00	12,906.48	122,848.00	-25.67	-26.17	-30.10	-27.55
10.1 Research and development services	13.18	130.00	10.07	100.00	4.52	43.00	30.88	30.00	191.59	202.33
10.2 Professional and management consulting services	350.72	3,460.00	1,901.91	18,890.00	540.75	5,147.00	-81.56	-81.68	-35.14	-32.78
10.2.1 Legal, accounting, management consulting, and public relations	140.90	1,390.00	1,596.83	15,860.00	217.26	2,068.00	-91.18	-91.24	-35.15	-32.79
10.2.1.1 Legal services	78.05	770.00	240.63	2,390.00	54.63	520.00	-67.56	-67.78	42.87	48.08
10.2.1.2 Accounting, auditing, bookkeeping, and tax consulting services	10.14	100.00	24.16	240.00	0.21	2.00	-58.03	-58.33	4728.57	4900.00
10.2.1.3 Business and management consulting and public relations services	52.71	520.00	1,332.04	13,230.00	162.42	1,546.00	-96.04	-96.07	-67.55	-66.36
10.2.2 Advertising, market research, and public opinion polling	209.83	2,070.00	305.07	3,030.00	323.48	3,079.00	-31.22	-31.68	-35.13	-32.77
10.3 Technical, trade-related and other business services	8,657.60	85,410.00	10,224.39	101,550.00	12,361.21	117,658.00	-15.32	-15.89	-29.96	-27.41
10.3.1 Architectural, engineering, scientific and other technical services	1,028.86	10,150.00	586.98	5,830.00	3,043.71	28,971.00	75.28	74.10	-66.20	-64.96
10.3.2 Waste treatment and de-pollution, agricultural and mining services	3.04	30.00	8.05	80.00	0.00	0.00	-62.24	-62.50	100.00	100.00
10.3.3 Operating leasing services	785.58	7,750.00	1,198.13	11,900.00	1,491.75	14,199.00	-34.43	-34.87	-47.34	-45.42
10.3.4 Trade-related services	41.51	409.48	132.79	1,318.91	7.24	68.87	-68.74	-68.95	473.34	494.58
10.3.5 Other business services n.i.e.	6,798.61	67,070.52	8,298.44	82,421.09	7,818.51	74,419.13	-18.07	-18.62	-13.04	-9.87
11. Personal, cultural, and recreational services	48.96	483.00	102.80	1,021.00	111.99	1,066.00	-52.37	-52.69	-56.28	-54.69
11.1 Audiovisual and related services	29.70	293.00	82.66	821.00	16.60	158.00	-64.07	-64.31	78.92	85.44
11.1.1 Audiovisual services	29.69	292.94	72.58	720.89	16.63	158.26	-59.09	-59.36	78.53	85.10
11.1.2 Artistic related services	0.01	0.06	10.08	100.11	-0.03	-0.26	-99.90	-99.94	-133.33	-121.21
11.2 Other personal, cultural, and recreational services	19.26	190.00	20.14	200.00	95.39	908.00	-4.37	-5.00	-79.81	-79.07
12. Government services, n.i.e.	2,249.29	22,190.00	2,784.90	27,660.00	4,661.95	44,374.00	-19.23	-19.78	-51.75	-49.99
12.1 Embassies and consulates	779.50	7,690.00	1,675.37	16,640.00	996.39	9,484.00	-53.47	-53.79	-21.77	-18.92
12.2 Military units and agencies	9.12	90.00	0.00	0.00	26.16	249.00	100.00	100.00	-65.14	-63.86
12.3 Other	1,460.67	14,410.00	1,109.53	11,020.00	3,639.40	34,641.00	31.65	30.76	-59.87	-58.40

* Provisional ** Revised

Note: 1. The data are presented as per 6(EBOPS0.002010) classification aligned with MSITS0.00 2010 classification

10.25 Imports of Services (Cumulative)

Description	Rs. in Millions Dollars in Thousands					
	* July - February 2014-2015		July - February, 2014 2013-2014		% Change in July - February, 2014-2015 over July - February, 2013-2014	
	Rs	\$	Rs	\$	Rs	\$
Services	540,804.11	5,351,187.00	552,177.49	5,260,233.00	-2.06	1.73
1. Manufacturing services on physical inputs owned by others	0.00	0.00	0.00	0.00	0.00	0.00
1.1 Goods for processing in reporting economy	0.00	0.00	0.00	0.00	0.00	0.00
1.2 Goods for processing abroad	0.00	0.00	0.00	0.00	0.00	0.00
2. Maintenance and repair services n.i.e.	5,107.70	50,540.00	8,049.47	76,682.00	-36.55	-34.09
3. Transport	254,569.55	2,518,933.00	268,733.07	2,560,044.00	-5.27	-1.61
3.1 Sea transport	174,956.29	1,731,170.00	176,826.79	1,684,513.00	-1.06	2.77
3.1.1 Passenger	0.00	0.00	0.00	0.00	0.00	0.00
3.1.2 Freight	164,403.35	1,626,750.00	167,608.04	1,596,692.00	-1.91	1.88
3.1.3 Other	10,552.94	104,420.00	9,218.75	87,821.00	14.47	18.90
3.2 Air transport	75,549.23	747,550.00	88,970.22	847,561.00	-15.08	-11.80
3.1.1 Passenger	42,011.66	415,700.00	53,970.02	514,137.00	-22.16	-19.15
3.1.2 Freight	17,985.07	177,960.00	17,271.68	164,536.00	4.13	8.16
3.1.3 Other	15,552.50	153,890.00	17,728.52	168,888.00	-12.27	-8.88
3.3 Road transport	2,126.76	21,044.00	1,548.33	14,750.00	37.36	42.67
3.3.1 Passenger	404.25	4,000.00	0.00	0.00	100.00	100.00
3.3.2 Freight	1,645.70	16,284.00	1,409.56	13,428.00	16.75	21.27
3.3.3 Other	76.81	760.00	138.77	1,322.00	-44.65	-42.51
3.4 Rail transport	886.22	8,769.00	759.16	7,232.00	16.74	21.25
3.4.1 Passenger	886.22	8,769.00	759.16	7,232.00	16.74	21.25
3.4.2 Freight	0.00	0.00	0.00	0.00	0.00	0.00
3.4.3 Other	0.00	0.00	0.00	0.00	0.00	0.00
3.5 Postal and courier services	1,051.05	10,400.00	628.57	5,988.00	67.21	73.68
3.6 Electricity transmission	0.00	0.00	0.00	0.00	0.00	0.00
3.7 Other supporting and auxiliary transport service	0.00	0.00	0.00	0.00	0.00	0.00
4. Travel	86,831.85	859,190.00	73,133.40	696,694.00	18.73	23.32
4.1 Business	1,722.10	17,040.00	2,492.77	23,747.00	-30.92	-28.24
4.1.1 Acquisition of goods and services by border, seasonal, and other short-term workers	0.00	0.00	0.00	0.00	0.00	0.00
4.1.2 Other	1,722.10	17,040.00	2,492.77	23,747.00	-30.92	-28.24
4.2 Personal	85,109.75	842,150.00	70,640.63	672,947.00	20.48	25.14
4.2.1 Health-related expenditure	128.35	1,270.00	95.31	908.00	34.67	39.87
4.2.2 Education-related expenditure	11,203.78	110,860.00	9,269.98	88,309.00	20.86	25.54
4.2.3 Other	73,777.62	730,020.00	61,275.34	583,730.00	20.40	25.06
4.2.3.1 Religious travel	2,001.31	19,802.66	0.90	8.57	222267.78	230996.46
4.2.3.2 Other	71,776.31	710,217.34	61,274.44	583,721.43	17.14	21.67
5. Construction services	445.69	4,410.00	1,892.75	18,031.00	-76.45	-75.54
5.1 Construction abroad	0.00	0.00	0.00	0.00	0.00	0.00
5.2 Construction in the compiling economy	445.69	4,410.00	1,892.75	18,031.00	-76.45	-75.54
6. Insurance and Pension services	19,242.18	190,399.00	16,468.96	156,889.00	16.84	21.36
6.1 Direct Insurance	7,026.25	69,523.87	7,144.92	68,064.92	-1.66	2.14
6.1.1 Life insurance	0.09	0.87	6.71	63.92	-98.66	-98.64
6.1.2 Freight insurance	4,338.61	42,930.00	4,343.01	41,373.00	-0.10	3.76
6.1.3 Other direct insurance	2,687.55	26,593.00	2,795.20	26,628.00	-3.85	-0.13
6.2 Reinsurance	11,619.49	114,973.40	8,699.52	82,874.65	33.56	38.73
6.3 Auxiliary insurance services	596.44	5,901.73	624.52	5,949.43	-4.50	-0.80
6.4 Pension and standardized guarantee services	0.00	0.00	0.00	0.00	0.00	0.00

Contd.

10.25 Imports of Services (Cumulative)

Description	Rs. in Millions Dollars in Thousands					
	* July - February 2014-2015		July - February, 2014 2013-2014		% Change in July - February, 2014-2015 over July - February, 2013-2014	
	Rs	\$	Rs	\$	Rs	\$
7. Financial services	15,088.62	149,300.00	14,388.00	137,065.00	4.87	8.93
7.1 Explicitly charged and other financial services	15,088.62	149,300.00	13,647.84	130,014.00	10.56	14.83
7.2 Financial intermediation service charges indirectly measured (FISIM)	0.00	0.00	740.16	7,051.00	-100.00	-100.00
8. Charges for the use of intellectual services	10,019.33	99,140.00	7,883.61	75,102.00	27.09	32.01
9. Telecommunication, Computer and information services	28,158.02	278,620.00	23,508.29	223,948.00	19.78	24.41
9.1 Telecommunications services	16,380.20	162,080.00	12,519.81	119,268.00	30.83	35.90
9.1.1 Call centres	2.12	20.97	0.08	0.74	2550.00	2733.11
9.1.2 Telecommunication services	16,378.08	162,059.04	12,519.73	119,267.26	30.82	35.88
9.2 Computer services	10,351.83	102,430.00	9,558.55	91,058.00	8.30	12.49
9.2.1 Hardware consultancy services	31.09	307.66	142.43	1,356.82	-78.17	-77.33
9.2.2 Software consultancy services	7,802.34	77,203.11	6,834.59	65,108.67	14.16	18.58
9.2.3 Maintenance & repairs of computer	595.40	5,891.41	406.02	3,867.87	46.64	52.32
9.2.4 Export / Import of Computer Software	746.45	7,385.99	1,368.39	13,035.77	-45.45	-43.34
9.2.5 Other Computer services	1,176.55	11,641.84	807.12	7,688.88	45.77	51.41
9.3 Information services	1,425.99	14,110.00	1,429.93	13,622.00	-0.28	3.58
9.3.1 News agency services	1,124.03	11,122.16	708.27	6,747.26	58.70	64.84
9.3.2 Other information services	301.96	2,987.84	721.66	6,874.74	-58.16	-56.54
10. Other business services	89,612.09	886,700.00	103,520.82	986,175.00	-13.44	-10.09
10.1 Research and development services	78.83	780.00	83.56	796.00	-5.66	-2.01
10.2 Professional and management consulting services	8,654.99	85,640.00	4,565.44	43,492.00	89.58	96.91
10.2.1 Legal, accounting, management consulting, and public relations	5,986.94	59,240.00	1,731.83	16,498.00	245.70	259.07
10.2.1.1 Legal services	1,393.65	13,790.00	570.63	5,436.00	144.23	153.68
10.2.1.2 Accounting, auditing, bookkeeping, and tax consulting services	179.89	1,780.00	7.98	76.00	2154.26	2242.11
10.2.1.3 Business and management consulting and public relations services	4,413.40	43,670.00	1,153.22	10,986.00	282.70	297.51
10.2.2 Advertising, market research, and public opinion polling	2,668.05	26,400.00	2,833.62	26,994.00	-5.84	-2.20
10.3 Technical, trade-related and other business services	80,878.27	800,280.00	98,871.82	941,887.00	-18.20	-15.03
10.3.1 Architectural, engineering, scientific and other technical services	8,567.06	84,770.00	25,497.19	242,895.00	-66.40	-65.10
10.3.2 Waste treatment and de-pollution, agricultural and mining services	1,356.26	13,420.00	172.47	1,643.00	686.37	716.80
10.3.3 Operating leasing services	8,247.71	81,610.00	7,756.28	73,889.00	6.34	10.45
10.3.4 Trade-related services	445.41	4,407.24	64.23	611.84	593.46	620.32
10.3.5 Other business services n.i.e.	62,261.83	616,072.76	65,381.65	622,848.16	-4.77	-1.09
11. Personal, cultural, and recreational services	611.94	6,055.00	364.99	3,477.00	67.66	74.14
11.1 Audiovisual and related services	499.56	4,943.00	160.71	1,531.00	210.85	222.86
11.1.1 Audiovisual services	418.41	4,140.08	118.16	1,125.62	254.10	267.81
11.1.2 Artistic related services	81.15	802.92	42.55	405.38	90.72	98.07
11.2 Other personal, cultural, and recreational services	112.38	1,112.00	204.28	1,946.00	-44.99	-42.86
12. Government services, n.i.e.	31,117.14	307,900.00	34,234.13	326,126.00	-9.10	-5.59
12.1 Embassies and consulates	10,008.22	99,030.00	12,752.85	121,488.00	-21.52	-18.49
12.2 Military units and agencies	144.52	1,430.00	241.44	2,300.00	-40.14	-37.83
12.3 Other	20,964.40	207,440.00	21,239.84	202,338.00	-1.30	2.52

* Provisional ** Revised

Note: 1. The data are presented as per 6(EBOPS0.002010) classification aligned with MSITS0.00 2010 classification

REGIONAL AND FIELD OFFICES OF PAKISTAN BUREAU OF STATISTICS

PUNJAB

Chief Statistical Officer,
Regional Office,
Pakistan Bureau of Statistics,
Gul Plaza, (1st & 2nd Floor),
I.J. Principal Road,
Near Pindora Chungi,
Rawalpindi
Phone: 051- 4411528)
Fax 051 - 4410474

Statistical Officer (I/C),
Regional Office,
Pakistan Bureau of Statistics,
USAID Building,
Gurumangat Road,
Gulberg-III,
Lahore.
Phone & Fax:042-99263266
Email:lhrfbs@lhr.comsats.net.pk

Statistical Officer (I/C),
Regional Office,
Pakistan Bureau of Statistics,
House # 20, Block-T,
New Multan Colony, Rahim Chowk,
Masoom Shah Road,
Multan.
Phone & Fax:061-9220177
E-mail:muxfbs@brain.net.pk

Chief Statistical Officer,
Regional Office,
Pakistan Bureau of Statistics,
51-A, Satellite Town,
Gujranwala.
Phone & Fax: 055-9200418

Chief Statistical Officer,
Regional Office,
Pakistan Bureau of Statistics,
House # 04, Rehman Town,
Satyana Road,
Faisalabad.
Phone & Fax: 041-9220049
E-mail:fsdfbs@fsd.comsats.net.pk

Chief Statistical Officer,
Regional Office,
Pakistan Bureau of Statistics,
House # 100/27-C, Zaidi Road,
Satellite Town,
Sargodha
Phone & Fax:048-3220004

Chief Statistical Officer,
Regional Office,
Pakistan Bureau of Statistics,
House # 25/B.K.,
Satellite Town,
Bahawalpur.
Phone & Fax: 062-9250026

Statistical Officer(I/C),
Field Office,
Pakistan Bureau of Statistics,
Capital Road,
Near Masjid Abdur Rashid
Jinnah Town,
Sialkot.
Phone & Fax: 052 - 4262644
E-mail:sktfbs@skt.comsats.net.pk

Statistical Officer(I/C),
Field Office,
Pakistan Bureau of Statistics,
Building # 09-D-3(X)
Amar Colony,
Jhang Saddar.
Phone & Fax: 047-9200194

Statistical Officer(I/C),
Field Office.
Pakistan Bureau of Statistics,
House at Khasra #51/11/1/3/2
(G.F), Chak#9/W.B.(Behind
Cooperative Workshop),
Burawala Road,
Vehari.
Phone & Fax: 067-3364219

Statistical Officer (I/C),
Field Office,
Pakistan Bureau of Statistics,
House # 213/ D,
Mohallah Mir Abdullah Khan Rokri,
Mianwali.
Phone: 045-9231626
Fax: 045-9233700

Statistical Officer (I/C),
Field Office,
Pakistan Bureau of Statistics
House # H 224-c, Ground Floor
Street # 4, Khyaban-e-Sarwar,
Dera Ghazi Khan.
Phone: 064-2401850

Statistical Officer(I/C),
Field Office,
Pakistan Bureau of Statistics,
House # 7, (G.F.), Street #1,
Azam Town, Mud Darbari,
Rahim Yar Khan.
Phone & Fax: 068-5871754

Statistical Officer (I/C),
Field Office,
Pakistan Bureau of Statistics,
House # 43 B-7, Gulistan Colony,
Near Govt. Girls College
Sahiwal.
Phone: 040-9200242

Statistical Officer(I/C),
Field Office,
Pakistan Bureau of Statistics,
Building # 192, Khan Baba Road,
Bahawalnagar.
Phone & Fax: 063-9240049

SINDH:

Chief Statistical Officer,
Regional Office,
Pakistan Bureau of Statistics,
1-B, S.M.C.H. Society
Karachi.
Phone & Fax: 021- 34557933
Email:khifbs@khi.comsats.net.pk

Chief Statistical Officer,
Regional Office,
Pakistan Bureau of Statistics,
Bungalow # A-46, G.O.R. Colony,
Unit # 1, Latifabad,
Hyderabad.
Fax & Phone: 022-9200641

Chief Statistical Officer,
Regional Office,
Pakistan Bureau of Statistics,
Bungalow # 10-A,
Professor Housing Society,
Shikarpur Road,
Sukkur.
Phone & Fax: 071-5807132

Chief Statistical Officer,
Regional Office,
Pakistan Bureau of Statistics,
Building # 45/17, Ward "C",
Near Shah Latif Market,
Lohari Mohallah,
Larkana.
(Phone: 074-9410010)
Fax:074-4054438

Statistical Officer(I/C),
Field Office,
Pakistan Bureau of Statistics,
House # 180,
Um-e-Hain, Near satari
Cotton Factory, Ring Road
Mirpur Khas.
Phone & Fax: -0233-923096

Statistical Officer(I/C),
Field Office,
Pakistan Bureau of Statistics,
House # 68, Mubariak Colony,
Jam sahib Road,
Nawabshah.
Phone & Fax: 0244-9370311

Statistical Officer(I/C),
Field Office,
Pakistan Bureau of Statistics,
House # 199 Marakhpur,
Opp. DHO Office,
Sehwan Road, Dadu Town,
Dadu.
Phone & Fax: 025-9200345

Statistical Officer(I/C),
Field Office,
Pakistan Bureau of Statistics,
House # 292-I, 1st Family line,
Shah Abdul Latif Road,
Near Rifil Naka,
Jacobabad.
Phone : 0722-653403

KHYBER PAKHTOON KHWA

Chief Statistical Officer,
Regional Office,
Pakistan Bureau of Statistics,
State Life Insurance Building,
2nd Floor, 34-The Mall,
Peshawar Cantt.
Phone: 091-9213097
Fax – 091-9213098
E-mail:pshfbs@pes.comsats.net.pk

Chief Statistical Officer,
Regional Office,
Pakistan Bureau of Statistics,
Building #558-D,
Mohallah Ghazni Khel,
Bannu.
Phone & Fax: 0928-9270191

Statistical Officer (I/C),
Regional Office,
Pakistan Bureau of Statistics,
Shams-ur-Rehman Building,
Near Nadra Office, Rahimabad,
G.T. Road,
Mingora/Swat.
Phone: 0946-9240283

Chief Statistical Officer,
Regional Office,
Pakistan Bureau of Statistics,
Bungalow # 896, Mansehra Road,
Post office Jhangi,
Abbottabad.
Phone & Fax: 0992-9310231

Chief Statistical Officer,
Regional Office,
Pakistan Bureau of Statistics,
House # A-3,
Shah Jhan Sheed Town,
Near Coach Adda of Bannu
Dera Ismail Khan.
Phone:0966-9280279

BALOCHISTAN:

Chief Statistical Officer,
Regional Office,
Pakistan Bureau of Statistics,
Chandio House No.2,
Arbab Karam Khan Road,
Near Elementary College,
Quetta.
Phone: 081-9239804
Fax:081-2471126

Statistical Officer(I/C),
Field Office,
Pakistan Bureau of Statistics,
Dak Khana Road, Near Civil Hospital,
Singani Sar,
Turbat.
Phone: 0852-412267
Fax:0852-413383

Statistical Officer (I/C),
Field Office,
Pakistan Bureau of Statistics,
Haroon Market,
Opp:Girls High School,
Hospital Road,
Khuzdar.
Phone & Fax: 0848-412760

Statistical Officer (I/C),
Field Office,
Pakistan Bureau of Statistics,
Building # 2-II/E,
Hazara Mohallah,
Loralai.
Phone & Fax: 0824-660560

NORTHERN AREAS:

Statistical Officer (I/C),
Field Office,
Pakistan Bureau of Statistics,
Madina Supper Market,
Near Taj Hotel,
Gilgit.
Phone & Fax: 05811-920762

AZAD KASHMIR:

Chief Statistical officer,
Regional Office,
Pakistan Bureau of Statistics,
Street # 13, D-38,
Upper Chattar Housing Scheme
Muzaffarabad.
Phone & Fax: 05822-921113

SYMBOLS, ABBREVIATIONS AND CONVERSION

E	Estimated	LTR.	Litre	One Metric Ton	2004	Lbs.
P/*	Provisional, Preliminary	LUNGI	A kind of cloth		1000	Kgs
R/r	Revised	MALTA &		One Ton	1.0160	M.Tons
-	Nil	MOSAMBI	A variety of Orange	(2240 Lbs.)	27.22	Maunds
..	Negligible	MED.	Medium		1016.04	Kgs.
...	Not available	MG.	Milligram		1.0610	M. Tons
%	Percentage	MMCFT.	Million cubic feet	One Pound	0.4536	Hundred weight
Admn	Administration	MN.	Million		16	Kg.
ALOOCHA	A kind of fruit	M/o.	Ministry of	One Ounce	0.4861	Oz.
ARVI	A type of root vegetable	MTR.	Meter		28.35	Seer
AV.	Average	MT.	Metric Ton	One Kilogram	2.2046	Gms.
BABUL	A kind of fire wood	ML.	Milliliter		0.0197	Lbs.
BBLS.	Barrels	NES.	Not else where specified		0.0268	Hundred weight
BIRYANI	A dish of rice prepared	NO.	Number	One Hundred weight	1.0717	Maund
BOT.	Bottle	NR.	Not reported	(112 Lbs.)	50.8932	Seers
CAP.	Capsule	N.S.	Not specified	One Gram	1.3610	Kgs.
CFT.	Cubic feet	PKT.	Packet	One Tonne	0.0857	Maunds
CH.	Charge	PC.	Piece		0.9842	Tola
CHAPATI	A kind of bread	QLTY.	Quality	One Tonne	1.1023	Long Ton
CIG.	Cigarette	RASGULLA	A form of sweetmeat	One Bale (Cotton)	170.0971	Short Ton
Comm.	Communication	R.P.M.	Revolution per minute	(375 Lbs.)	4.5571	Kilograms
CRT.	Carton / Crate	RS.	Rupees			Maunds
CUM./CM.	Cubic meter	SAMOSA	A form of patty	One Imperial (Gallon)	4.5435	Ltrs.
DESI.	Indigenous	SHAL.	Shalwar	One Litre	0.2199	Imperial Gallon
Distt.	Distribution	SHEESHAM	A variety of sup. Qty. Wood.			
DOZ	Dozen	Sq.	Square			
ENG.	English	SQM.	Square meter	One Mile	1.6093	Kms.
EX.	Exercise	SUP.	Superior		1760	Yards
GLS.	Glass	STND.	Standard	One Yard	0.9144	Meter
GM.	Gram	SQFT.	Square feet	One Foot	0.3048	Meter
H.OP.	Hand operated	SYN.	Synthetic	One Kilometer	0.6214	mile
HP.	Horse power	THNO.	Thousand number	One Meter	1.0936	Yards
INJ.	Injection	TAB.	Table	One Square Mile	2.5899	Sq. Kilometer
KHADDI	Hand-loom	TANDOORI	Oven-Baked		640	Acres
KIKAR	A kind of fire wood	TKT.	Ticket		258.9984	Hectares
KG.	Kilogram	TL.	Tube light	One Acre	.4074	Hectare
KM.	Kilometer	TOTA.	Broken rice		4840	Sq. Yards.
KORMA	A variety of meat curry	UNI.	Uniform	One Square Kilometer	0.3861	Sq. Mile
KWH.	Kilowatt / hour	Urd.	Urdu		100	Hectares
LB.	Pound	VEG.	Vegetable	One Hectare	2.4711	Acres
		W.	Watt	One Square Yards	0.8361	Sq. meter.
				One Cubic Meter	35.3147	Cubic feet

LIQUID

LENGTH

SELECTED PUBLICATIONS OF PAKISTAN BUREAU OF STATISTICS

01. **Monthly Bulletin of Statistics**
 02. **Review of Foreign Trade**
 03. **Pakistan Statistical Pocket Book**
 04. **Pakistan Statistical Yearbook**
 05. **Foreign Trade Statistics of Pakistan Imports (two volumes)**
 06. **Foreign Trade Statistics of Pakistan Exports (one volume)**
 07. **Labour Force Survey**
 08. **Brochure of National Accounts**
 09. **Pakistan Demographic Survey**
 10. **Census of Manufacturing Industries**
 11. **Survey of Small Household Manufacturing Industries**
 12. **Rent Survey of Dwellings**
 13. **Socio Economic Indicators at District Level
(Punjab, Sindh, Khyber Pakhtoon Khwa & Balochistan)**
 14. **Census of Private Educational Institutions in Pakistan**
 15. **Census of Software Industry and related services of Pakistan**
 16. **Supply & Use Table of Pakistan**
 17. **Mechanized Road Transport Survey**
 18. **Survey of Private Recreational, Cultural & Entertainment Services**
 19. **Survey of Private Laundry, Dry Cleaning & Dyeing Services**
 20. **Survey of Private Medical, Dental & Other Health Services**
 21. **Survey of Private Educational Services**
 22. **Pakistan, 2000 – An Official Hand Book on Statistics**
 23. **50 Years of Pakistan in Statistics (Four Volumes)**
 24. **Pakistan Social & Living Standard Measurement Survey National/Provincial**
 25. **Household Integrated Economic Survey (HIES) National/Provincial**
-

**SALE CENTERS WHERE PAKISTAN BUREAU OF STATISTICS
PUBLICATIONS ARE AVAILABLE**

ISLAMABAD

6 – Mauve Area, G-8/4.
Taleemi Chowk
Phone # 051 - 926 11 25
051 - 226 13 72

RAWALPINDI

NBF Book Shop
178-B, Sarwar Road,
Rawalpindi Cantt.
Phone # 051 – 927 25 30

WAH CANTT

NBF Book Shop
Central Library Premises
Phone # 051- 931 40 04

LAHORE

NBF Book Shop
56/57 Shadman Colony,
Shadman Market,
Phone # 042 – 755 01 61 &
753 03 29
Fax # 042 – 758 77 35

FAISALABAD

NBF Book Shop
Shop No.10,
Hashmi Hall Shopping Centre,
University of Agriculture,
Phone # 041 – 264 81 79

MULTAN

NBF Book Shop
Plot # 4-5-6, M.D.A. Road,
Near Multan Art Council
Phone # 061 – 920 12 81

BAHAWALPUR

NBF Book Shop
Quaid-e-Azam Medical College,
Near Library.
Cell # 0301 – 724 76 13

PESHAWAR

NBF Book Shop
Phase-V, Sector B-2,
Plot No.36-37,
Hayatabad.
Phone # 091 – 589 27 44
921 72 73
Fax # 091 921 72 73

NBF Book Shop

48/D, F-6, Jamrud Road,
University Town,
Phone # 091 – 921 69 03
Fax # 091 – 921 69 04

BANNU

Old Municipal Library Premises,
Near to Qazi Muhib Stadium,
Cell # 0346 – 915 50 18

KOHAT

3rd Block, 1st Floor,
Distt. Govt. Complex

D.I. KHAN

NBF Book Shop
C/o. Executive Distt. Officer,
Literacy, Sports and Education,
Phone # 0961 – 928 01 29

ABBOTABAD

Public Library
1st Floor, Jalal Baba Auditorium,
Phone # 0992 – 931 02 91

KARACHI

National Book Foundation
(Regional Office)
Liaquat Memorial Library Premises,
Ground Floor, Stadium Road,
Phone # 021– 923 18 06 & 923 10 88
Fax # 923 10 89

HYDERABAD

NBF Book Shop
GOR Colony,
C-22, Latifabad No.1,
Phone # 022 – 931 08 92

JAMSHORO

Shop No.14, Liaquat University of
Medical & Health Science

NAWABSHAH

M.H. Khawaja DC High School,
Opp. NMC Hospital Road
Cell # 0301 – 389 58 46

SUKKUR

Public Library
Old Sukkur,
Phone # 071 – 562 51 03

LARKANA

NBF Book Shop
Chandka Medical College
Main Gate
Phone # 0741-941 02 29

JACOBABAD

Red Crescent Building,
Near T.B. Hospital
Phone # 0722 – 65 08 17

QUETTA

NBF Book Shop
3-7/5, Faiz Muhammad Road,
Phone # 081 - 920 15 70
Fax # 081 - 920 18 69

**PUBLISHED ON BEHALF OF NATIONAL BOOK FOUNDATION
PRINTED AT REPRODUCTION & PRINTING UNIT, PBS, KARACHI**